

NAVAL BIODYNAMICS LABORATORY
NBDL-90R002




X-RAY ANTHROPOMETRY TRANSFORMATION PROGRAM FOR THE HEWLETT-PACKARD 9000/835 COMPUTER

DOROTHY FRANCIS

Software Documentation

May 1991

NAVAL BIODYNAMICS LABORATORY
Box 29407
New Orleans, LA 70189-0407



DTIC
ELECTE
MAR 03 1995
S G D


19950227 072

Approved for public release; distribution is unlimited.

Prepared for


Naval Medical Research and Development Command
Bethesda, MD 20889-5044

Approved by



Thomas G. Dobie, M.D.
Chairman, Scientific Review Committee

Released by



CAPT Douglas W. Call, MSC, USN
Commanding Officer

Naval Biodynamics Laboratory
P. O. Box 29407
New Orleans, LA 70189-0407

Approved for public release; distribution is unlimited. Reproduction in whole or part is permitted for any purpose of the United States Government.

The interpretations and opinions in this work are the author's and do not necessarily reflect the policy and views of the Navy or other government agencies.

REPORT DOCUMENTATION PAGE

Form Approved
OMB No. 0704-0188

Public reporting burden for this collection of information is estimated to average 1 hour per response, including the time for reviewing instructions, searching existing data sources, gathering and maintaining the data needed, and completing and reviewing the collection of information. Send comments regarding this burden estimate or any other aspect of this collection of information, including suggestions for reducing this burden, to Washington Headquarters Services, Directorate for Information Operations and Reports, 1215 Jefferson Davis Highway, Suite 1204, Arlington, VA 22202-4302, and to the Office of Management and Budget, Paperwork Reduction Project (0704-0188), Washington, DC 20503.

1. AGENCY USE ONLY (Leave Blank)	2. REPORT DATE May 1991	3. REPORT TYPE AND DATES COVERED Interim	
4. TITLE AND SUBTITLE X-Ray Anthropometry Transformation Program for the Hewlett-Packard 9000/835 Computer		5. FUNDING NUMBERS 63216 M0097.001	
6. AUTHOR(S) Dorothy A. Francis			
7. PERFORMING ORGANIZATION NAME(S) AND ADDRESS(ES) Naval Biodynamics Laboratory P. O. Box 29407 New Orleans, LA 70189-0407		8. PERFORMING ORGANIZATION REPORT NUMBER NBDL-90R002	
9. SPONSORING/MONITORING AGENCY NAME(S) AND ADDRESS(ES) Naval Medical Research and Development Command National Naval Medical Center Building 1, Tower 12 Bethesda, MD 20889-5044		10. SPONSORING/MONITORING AGENCY REPORT NUMBER	
11. SUPPLEMENTARY NOTES			
12a. DISTRIBUTION/AVAILABILITY STATEMENT Approved for public release; distribution is unlimited.		12b. DISTRIBUTION CODE	
13. ABSTRACT (Maximum 200 words) This publication provides documentation of the X-Ray Anthropometry Transformation Program used on a Hewlett-Packard 9000/835 computer at the Naval Biodynamics Laboratory in New Orleans, LA.			
14. SUBJECT TERMS Anthropometry, transformation, computer software.			15. NUMBER OF PAGES 53
			16. PRICE CODE
17. SECURITY CLASSIFICATION OF REPORT Unclassified	18. SECURITY CLASSIFICATION OF THIS PAGE Unclassified	19. SECURITY CLASSIFICATION OF ABSTRACT Unclassified	20. LIMITATION OF ABSTRACT

DIC QUALITY INSPECTED 4

ACKNOWLEDGEMENT

The author acknowledges the efforts of Ms. Patricia Hinson in typing and assembling this document. She devoted much time and effort to this task.

TABLE OF CONTENTS

ACKNOWLEDGEMENT	ii
1. INTRODUCTION	1
2. FUNCTION	3
3. MAIN PROGRAM	3
3.1 MXRAY	3
3.2 COMPILATION	4
3.3 DATA FILES	4
3.4 EXECUTION	4
4. SUBROUTINE DESCRIPTIONS	5
4.1 AXEB	5
4.2 CDNTPT	5
4.3 POBKG	5
4.4 PXRY2	6
4.5 RLSWCH	6
4.6 OPTION	7
4.7 PRISM2	7
4.8 HTRANS	8
5. UTILITY SUBROUTINES	8
5.1 CAPS	8
5.2 CAPOFF	8
REFERENCE	9
APPENDIX A: Program Listings	A-1
APPENDIX B: Listing of "IOUPDATE"	B-1
APPENDIX C: Listing of "INPUT"	C-1
APPENDIX D: Listing of "OUTPUT"	D-1
APPENDIX E: Listing of "UPDATE"	E-1

Accession For	
NTIS CRA&I	<input checked="" type="checkbox"/>
DTIC TAB	<input type="checkbox"/>
Unannounced	<input type="checkbox"/>
Justification	
By	
Distribution /	
Availability Codes	
Dist	Avail and/or Special
A-1	

X-RAY ANTHROPOMETRY TRANSFORMATION PROGRAM

FOR THE HEWLETT-PACKARD 9000/550 COMPUTER

1. INTRODUCTION

The Naval Biodynamics Laboratory (NAVBIODYNLAB), located in New Orleans, Louisiana, is a research facility under the cognizance of the Naval Medical Research and Development Command. It is the only Navy laboratory conducting biomedical research on the effects of mechanical forces (motion and impact) encountered by Navy personnel. Among its goals are the establishment of human tolerance limits and the development of appropriate methods of avoiding and treating the deleterious effects of such forces. Ongoing research programs at the laboratory acquire sensor and photographic impact acceleration data from acceleration sled runs.

To analyze this data, certain anthropometric information about each subject is necessary: the locations of the head and the first thoracic vertebral body (T-1) instrumentation origins relative to the corresponding anatomical origins, as well as transformation matrices from the instrument to the anatomical coordinate systems.

A stereoradiographic technique, in which two simultaneous X-ray exposures of an instrumented subject are prepared and analyzed, is used to measure the geometrical relationships between subject mounted-instrumentation and subject anatomy. This yields a complete six-parameter statement of the position and orientation of the instrument package relative to a coordinate system fixed in the subject's bony anatomy. In the anatomical coordinate system, the mounted instrumentation is assumed to be rigidly fixed. If the geometrical relationship of these systems is known, then the transformation from one system to the other is a matter of rigid body mechanics.

Stereoradiographic techniques have been devised at the Naval Biodynamics Laboratory to measure the geometrical relationships between subject-mounted instrumentation and subject anatomy. Measurements for instrumentation mounts are made at the head and T-1.

Packages consisting of photographic targets and accelerometers that are fixed to a rigid T-shaped plate are attached to human and human analog subjects by means of an intermediary anatomical mount. These mounts are prepared so that one surface provides a rigid and highly repeatable mooring for the instrumentation packages, while another is custom molded to fit the subject's dental surfaces or bony protuberances of the spine or pelvis. The transformation from anatomical to instrumentation coordinates is governed by these anatomical mounts, with a single transformation uniquely associated with each.

Quantization of these transformations is performed radiographically. The subject is X-rayed while wearing lead markers on externally accessible anatomical features. Also worn are anatomical mounts equipped with special Plexiglass™ T-plates, in which additional lead markers ("BBs") have been fixed at known locations. The X-ray images of these markers and of other anatomical features establish the laboratory reference position of the test subject and the orientation of the instrumentation and anatomical coordinate systems. This information is used to convert anatomical to instrumentation data.

NAVAL BIODYNAMICS LABORATORY SOFTWARE DOCUMENTATION

Two groups of anatomical coordinates are presently used in the work conducted at NAVBIODYNLAB. One is located in the bony anatomy of the head, the other in the first thoracic vertebral body (T-1). The head coordinate system is defined by the positions of the two auditory meatus and the notches on the inferior orbital ridges. Its origin is the midpoint of the line joining the auditory meatus. The X axis is positive from the origin through the midpoint of the line connecting the orbital notches. The X-Y plane contains the X axis and the midpoints of the lines from the left orbital notch to the left auditory meatus and from the right orbital notch to the right auditory meatus. The Z axis is positive through the top of the skull. The T-1 coordinate system is also based on four points: the posterior tip of the posterior spinous process, the anterior-superior corner of the vertebral body, and the superior corners of the right and left articular facets. Unfortunately, most of these points are not directly accessible for marking and are visible only in certain X-ray projections.

Therefore, the suprasternal notch, an externally accessible site, is used to locate a system with the anterior-superior corner at T-1, with the X axis going through the posterior tip of the posterior spinous process and positive anteriorly, and with the Y axis parallel to the line connecting the two articular facets and positive left. The Z axis is positive up.

Since the radiologic equipment used at NAVBIODYNLAB is primarily intended for diagnostic use rather than for stereometric measurement, there is no direct means of obtaining a precise statement of the system geometry necessary for this application. Therefore, stereoradiographs of a special calibration device are prepared. This device consists of thirteen lead markers set at known positions in a radiolucent Plexiglas™ prism. The prism is placed so that at least eight of the markers will be visible in each of the two X-ray exposures. The body coordinates of this prism as it is radiographed become the arbitrary laboratory reference frame. Two X-rays are taken, an anterior-posterior and a lateral projection. Markers placed on the auditory meatus and the notches of the inferior orbital ridges, as well as those in the Plexiglas™ T-plate, are clearly visible in them. The positions of these images in each of the projections can then be made to yield their lab-oriented positions, which will in turn yield the orientations and lab-oriented positions of the anatomical and instrumentation coordinates, and finally the transformation from one to the other.

The anterior-posterior and lateral X-rays are also used to quantize the T-1 instrumentation coordinate data. Markers placed on the suprasternal notch and over the T-1 posterior spinous process, as well as those in the plexiglass T-plate, are clearly visible in each X-ray. In addition, the superior corners of the right and left articular facets are visible in the anterior-posterior X-rays, and the anterior-superior corner and the superior and inferior corners of the posterior spinous process are visible in the lateral ones.

After X-rays have been taken and developed, they are examined to determine that all the various markers and anatomical features are visible. The person overseeing radiological operations locates and marks the various anatomical landmarks for digitization. In digitization, the position of each marker and landmark is measured and compared to the orientation information. Digitized positions are subjected to computational procedures to determine, first, the geometrical layout of the radiologic equipment, and then the geometry relating the mounts to the anatomy. The computation is essentially a least squares iteration.

X-Ray Anthropometry Transformation Program

2. FUNCTION

The following program and subroutines are used:

- MXRAY: Main program, which allows operator to select major options.
- AXEB: Inverts a matrix.
- CDNTPT: Calculates and prints transformation matrices.
- POBKG: Calculates the likeliest position and orientation of a rigid body of known geometry.
- PXRY2: Calculates the least-squared coordinates.
- RLSWCH: Right-left switch.
- OPTION: Compares calculations and uses switched values if indicated.
- PRISM2: Reads and reduces calibration data.
- HTRANS: Calculates the position and orientation of the head coordinates.

3. MAIN PROGRAM

3.1 MXRAY

This interactive program calculates X-ray anthropometry transformation matrices. The output consists of a printout and a data file containing the "Instrumentation vs. Anatomy" matrix, which is the input to the Anthropometry Data Base Update program. The following input is requested:

- Subject Number (A6 format)
- Date of X-ray (MON YR A6 format)
- Julian Date of X-ray (I5 format)
- Pcode (*a* for A-plate or *t* for T-plate, A1 format)
- Julian Date of X-ray (day, year; I3,I2 format)
- Option code "jo" and processing code "kk" (2I1 format)
 - jo = 1 exercise the option (standard operation — always 1)
 - jo = (any other number) option not exercised
 - kk = 1 process head and neck data
 - kk = 2 process head data only
 - kk = 3 process neck data only
 - kk = 4 process pelvic data only
 - kk = 7 redo program
 - kk = 9 end program
- Comments for head data

Comments for neck data
Block or No block for neck data

3.2 COMPILATION

All of the subroutines needed to execute MXRAY are stored in the file 'libxrayantm.a,' which is in the users' library ('/usr/lib/'). The program was compiled with the following command:

```
fc mxray.f /usr/libxrayantm.a -o mxray
```

3.3 DATA FILES

The file 'input' should always contain the subject data to be processed. The file 'output' will always be used to store the processed data. The file 'update' will always be used to store the transformation matrices. The file 'IOupdate' is a shell procedure that updates the input file, saves the previous output, and executes the main program.

3.4 EXECUTION

The executable code is stored in the file 'mxray.' To execute the program, execute the shell procedure 'IOupdate' by typing the appropriate file names in the following form:

```
IOupdate newinputfilename oldoutputfilename oldupdatefilename
```

Assuming subject H00290 was processed, the output from program execution is in files 'output' and 'update.' The data will be saved on the next execution of 'IOupdate.' The user input would be as follows:

```
IOupdate input H00290.out H00290.up
```

The file 'input' contains data for the subject to be processed. The naming convention for the files 'oldoutputfilename' and 'oldupdatefilename' is 'subjectID.out' and 'subjectID.up,' respectively.

The program will request input, organize and coordinate calculations. To get printed results, execute the "lp" command using the file 'output.'

4. SUBROUTINE DESCRIPTIONS

4.1 AXEB

The routine AXEB inverts a matrix. The call is:

call axeb (a,n,n1,jc)

where

A = the matrix to be inverted
N = the number of rows in matrix A
N1 = the number of columns in matrix A
JC = the work array used by this routine

4.2 CDNTPT

The routine CDNTPT calculates in anatomical coordinates the vector from the instrument origin to the anatomical origin. It also generates the transformation matrix that translates a vector from the instrumentation coordinate system to the anatomical coordinate system. The call is:

call cdntpt

4.3 POBKG

The routine POBKG calculates the vector defining the instrument origin lab coordinates and also calculates the transformation matrix from the instrument to the laboratory system. The call is:

call pobkg (x,xx,ii,pp,a)

where

X = represents a two-dimensional, three-by-three array containing the best least squares coordinates of the center right, and left T-plate BBs in the lab coordinate system as calculated in subroutine PXRY2
XX = a two-dimensional, three-by-three array containing the location of the three instrument BBs in the instrument coordinate system
II = the number of BBs on the T-plate (normally 3)
PP = the vector defining the instrument origin in lab coordinates

A = the transformation matrix (3×3) that takes a vector from the instrument coordinate system and translates it into the lab coordinate system

4.4 PXRY2

The routine PXRY2 calculates the best least square coordinates in the lab coordinate system. The call is:

call pxry2 (x,a,r,xr)

where

X = the best least squares estimate of BBs in lab coordinates
A = the measured X-ray coordinates of the nth BB
R = the sum of the square of the error between the measured and the projected X-ray coordinates
XR = the X-ray coordinates obtained by projection of the calculated position of the BB onto the X-ray film planes

4.5 RLSWCH

The routine RLSWCH allows an optional right-left switch of the anterior-posterior (AP) and lateral X-ray coordinates. The call is:

call rlsuch (j,k,sp)

where

J = represents the index of the right side BB on the lateral view as obtained from measurement
K = the index of the right side BB so labeled by this subroutine and has identical X-ray coordinates as the measured labeled left side BB
SP = the array containing the measured coordinates of the AP and lateral views. This array also contains the right-left/left right switch of coordinates in the last 24 elements

X-Ray Anthropometry Transformation Program

4.6 OPTION

The routine OPTION compares the error associated with the measured location of right and left BBs with the error associated with the right and left BBs as defined in subroutine RLSWCH. If the error is smaller for the point as labeled, the routine prints "Option Not Indicated." If the error is greater, the routine may either disregard the as-labelled calculation and use that of the switched labels (defined by subroutine RLSWCH) and print "Option Indicated and Exercised"; or, if the operator wishes, continue to use the as-labeled calculation and print "Option Indicated But Ignored." The call is:

call option (j,k,er,x,jo)

where

- J = the number of the right-side BBs as obtained from lateral view measurements
- K = the number of the right-side BBs as labeled by subroutine RLSWCH
- ER = a one-dimensional array containing the sum of the squares of the difference between the "measured" and "calculated" AP and lateral X-ray coordinates of the BB under scrutiny
- X = two-dimensional, three-by-thirteen array containing the best least squares coordinates for the BB under scrutiny, as calculated in subroutine PXRY2
- JO = the code that determines if an option is to be exercised, as follows:
 - 1 — Exercise option
 - Any other number — Do no exercise option

4.7 PRISM2

The routine PRISM2 reads and reduces calibration data. This subroutine establishes the lab coordinate system and calculates both the AP and lateral camera orientations and positions. The call is:

call prism2 (xop,xsp,cp)

where

- XOP = the best estimate of the vector from lab to X-ray origin in X-ray coordinates
- XSP = the best estimate of the vector from source origin to X-ray origin in X-ray coordinates

CP = the best estimate of the transformation matrix
from lab to X-ray

4.8 HTRANS

The routine HTRANS calculates the anatomical origin of the head in lab coordinates and the transformation matrix, which takes a vector in lab coordinates and transforms it into a vector in the head anatomical coordinate system. The call is:

call htrans (x)

where

X = the array containing the lab coordinates of the four head anatomical BBs plus the three T-plate BBs plus the six coordinates obtained by performing a right-left/left-right switch of measure-defined locations of BBs from the X-ray view

5. UTILITY SUBROUTINES

Two utility subroutines are used in the X-ray transformation program and are included for completeness. A brief description of each is given in this section.

5.1 CAPS

The routine CAPS enables the 'caps' mode on the HP-2627A terminal. The call is:

call caps

5.2 CAPOFF

The routine CAPOFF disables the 'caps' mode on the HP-2627A terminal. The call is:

call capoff

X-Ray Anthropometry Transformation Program

REFERENCE

Becker, E. B., "Stereoradiographic Measurements for Anatomically Mounted Instruments," *Proceedings of the Twenty-First STAPP Car Crash Conference*, Society of Automotive Engineers, Inc., Warrendale, PA, pp. 477-505, October 1977.

APPENDIX A

Program Listings

X-Ray Anthropometry Transformation Program

FORTRAN 77/UX HP92430A.07.04 COPYRIGHT HEWLETT-PACKARD CO. 1983.
Thu Jul 26 14:20:18 1990

```
1      subroutine axeb (a,n,n1,jc)
2      c
3      c This routine inverts a matrix
4      c
5      c a - matrix to be inverted
6      c n - number of rows in matrix a
7      c n1 - number of columns in matrix a
8      c jc - work array used by this routine
9      c
10     real a(n,n1)
11     integer jc(n)
12     c
13     c assign a unit number to the output file
14     open(11,file='output')
15     c
16     do 70 i=1,n
17     x=-1.
18     m=i
19     do 10 j=m,n
20     if (abs(a(j,i)).lt.x) go to 10
21     x=abs(a(j,i))
22     l=j
23 10 continue
24     c
25     c check matrix for singularity
26     c
27     jc(i)=114
28     if (x) 20,90,20
29 20 do 30 j=1,n1
30     x=a(i,j)
31     a(i,j)=a(l,j)
32 30 a(l,j)=x
33     x=a(i,i)
34     a(i,i)=1.
35     do 40 j=1,n1
36 40 a(i,j)=a(i,j)/x
37     do 60 j=1,n
38     if (j.eq.i) go to 60
39     x=a(j,i)
40     a(j,i)=0.
41     do 50 k=1,n1
42 50 a(j,k)=a(j,k)-x*a(i,k)
43 60 continue
44 70 continue
45     do 80 i3=1,n
46     i=1+n-i3
47     l=jc(i)
48     do 80 j=1,n
49     x=a(j,i)
50     a(j,i)=a(j,l)
51 80 a(j,l)=x
52     return
53 90 write (11,100)
54     jc(1)=-1
55     return
56     c
57     100 format (' disaster - ill conditioned matrix')
```


NAVAL BIODYNAMICS LABORATORY SOFTWARE DOCUMENTATION

58 c
59 end

NUMBER OF ERRORS = 0 NUMBER OF WARNINGS = 0

X-Ray Anthropometry Transformation Program

FORTRAN 77/UX HP92430A.07.04 COPYRIGHT HEWLETT-PACKARD CO. 1983.
Thu Jul 26 14:20:19 1990

```
1      subroutine capoff
2      c
3      c FUNCTION:
4      c Disables the 'caps' mode on the HP-2627A terminal.
5      c
6      c BY:
7      c D. Francis
8      c Naval Biodynamics Laboratory
9      c New Orleans, Louisiana
10     c 28 June 1988
11     c
12     c equivalence (ESCA,IEA), (AK0,IK0), (PP,IPP)
13     c
14     c character*2 ESCA,AK0,PP
15     c
16     c data IESCA/o'015446'//,K0/o'065460'//,IPSP/o'050040'//
17     c
18     c call mvbits(IESCA,0,16,IEA,16)
19     c call mvbits(K0,0,16,IK0,16)
20     c call mvbits(IPSP,0,16,IPP,16)
21     c
22     c write(6,10) ESCA,AK0,PP
23     10 format(6a2)
24     c
25     c return
26     c end
```

NUMBER OF ERRORS = 0 NUMBER OF WARNINGS = 0

NAVAL BIODYNAMICS LABORATORY SOFTWARE DOCUMENTATION

FORTRAN 77/UX HP92430A.07.04 COPYRIGHT HEWLETT-PACKARD CO. 1983.
Thu Jul 26 14:20:19 1990

```
1      subroutine caps
2      c
3      c FUNCTION:
4      c Enables the 'caps' mode on the HP-2627A terminal.
5      c
6      c BY:
7      c D. Francis
8      c Naval Biodynamics Laboratory
9      c New Orleans, Louisiana
10     c 28 June 1988
11     c
12     equivalence (ESCA,IEA),(AK1,IK1),(PP,IPP)
13     c
14     character*2 ESCA,AK1,PP
15     c
16     data IESCA/o'015446'//,K1/o'065461'//,IPSP/o'050040'//
17     c
18     call mvbits(IESCA,0,16,IEA,16)
19     call mvbits(K1,0,16,IK1,16)
20     call mvbits(IPSP,0,16,IPP,16)
21     c
22     write(6,10) ESCA,AK1,PP
23     10 format(6a2)
24     c
25     end
```

NUMBER OF ERRORS = 0 NUMBER OF WARNINGS = 0

X-Ray Anthropometry Transformation Program

FORTRAN 77/UX HP92430A.07.04 COPYRIGHT HEWLETT-PACKARD CO. 1983.
Thu Jul 26 14:20:24 1990

```
1      subroutine cdntpt
2      c
3      c This subroutine calculates in anatomical coordinates the vector from
4      c instrument origin to the anatomical origin. It also generates the
5      c transformation matrix that take a vector from the instrumentation
6      c coordinate system to the anatomical coordinate system.
7      c
8      c input consist of common/blk1/arrays;
9      c
10     c xh(3) = created in subroutine htrans and is the vector defining the
11     c anatomical origin in lab coordinates.
12     c
13     c ah(3,3) = created in the subroutine htrans and is the transformation
14     c matrix that takes a vector from the lab into the anatomical
15     c coordinate system.
16     c
17     c
18     c xt(3) = created in subroutine pobkg where it was called 'pp(i)';
19     c vector defining the instrument origin in lab coordinates
20     c
21     c at(3,3) = created in subroutine pobkg where it was called 'a(3,3)';
22     c transformation matrix that takes a vector from instruments
23     c into the lab coordinate system.
24     c
25     c Output consists of arrays
26     c
27     c r(i) = r(i) + ah(i,j) * xh(k,j)
28     c The instrument origin vector transformed into the head
29     c anatomical coordinate system where
30     c xh(k,j) = xt(i)-xh(i) the vector from the
31     c instrument origin to the anatomy origin in lab coordinates.
32     c
33     c aa(i,j) = aa(i,j) + ah(i,k)*at(k,j)
34     c where aa(i,j) = the transformation matrix that takes a
35     c vector in instrument coordinates and expresses it in
36     c anatomy coordinates.
37     c
38     c
39     c      real aa(3,3), r(3)
40     c      integer sday,syear,eday,eyear
41     c      character*6 nsub,dat,blk
42     c      character*6 not(9)
43     c
44     c      common /blk1/ xh(3),ah(3,3),xt(3),at(3,3)
45     c      common /c1/ nsub,mmnt,dat,blk,not,sday,syear,eday,eyear
46     c
47     c assign a unit number to the output file
48     c      open(11,file='output')
49     c      open(12,file='update')
50     c
51     c      write (11,100)
52     c      do 10 i=1,3
53     c      write (11,50) xh(i),(ah(i,j),j=1,3),xt(i),(at(i,j),j=1,3)
54 10  xh(i)=xt(i)-xh(i)
55     c      write (11,90)
56     c      do 30 i=1,3
57     c      r(i)=0.
58     c      do 20 j=1,3
```

NAVAL BIODYNAMICS LABORATORY SOFTWARE DOCUMENTATION

```
59     aa(i,j)=0.
60     r(i)=r(i)+ah(i,j)*xh(j)
61     do 20 k=1,3
62 20  aa(i,j)=aa(i,j)+ah(i,k)*at(k,j)
63 30  write (11,60) r(i),(aa(i,j),j=1,3)
64     c
65     c write output data to update file
66     c
67     write(12,110) nsub,nmnt,dat,blk,(not(j),j=1,5),sday,s year,eday,
68 *eyear
69     write(12,80) (r(i),i=1,3)
70     do 40 i=1,3
71     write(12,70) (aa(j,i),j=1,3)
72 40  continue
73     c
74     return
75  c
76 50  format (2(5x,f10.4,3x,3f10.8))
77 60  format (5x,f10.4,3x,3f10.8)
78 70  format (3(f10.8,2x))
79 80  format (3(f10.6,2x))
80 90  format (///12x,'instrumentation vs anatomy'//)
81 100 format (///18x,'anatomy vs lab',27x,'instrumentation vs lab'//)
82 110 format (a6,2x,i4,2x,2(a6,3x),5a6,4x,2(i3,i4))
83  c
84     end
```

NUMBER OF ERRORS = 0 NUMBER OF WARNINGS = 0

X-Ray Anthropometry Transformation Program

FORTRAN 77/UX HP92430A.07.04 COPYRIGHT HEWLETT-PACKARD CO. 1983.
Thu Jul 26 14:20:25 1990

```
1      subroutine htrans (x)
2      c
3      c  subroutine htrans
4      c
5      c
6      c  This subroutine calculates the anatomical origin of the head
7      c  in lab coordinates and the transformation matrix which takes
8      c  a vector in lab coordinates and transforms it into a vector
9      c  in the head anatomical coordinate system.
10     c
11     c  input consist of:
12     c  x(3,13) = the lab coordinates of the 4 head anatomical bee bee's
13     c  plus t3 t-plate bee bee's plus the 6 coordinates obtained
14     c  by performing a right-left/left-right switch of measure
15     c  defined locations of bee's bee's from the x-ray view.
16     c  These are computed in subroutine pxryz by a least squares
17     c  technique.
18     c
19     c  xt(3) = created in subroutine pobkg where it was called 'pp(i)'
20     c  and is the vector defining the instrument origin i
21     c  lab coordinates.
22     c
23     c  at(3,3) = created in subroutine 'pobkg' where it was called 'a(3,3)'
24     c  and is the transformation matrix that takes a vector from
25     c  instrument trument into the lab coordinates system.
26     c
27     c  output consist of:
28     c  xh(i) = (x(i,2) + x(i,1))/2 = anat origin in lab.
29     c
30     c  ah(3,3) = is the transformation matrix which takes a vector in lab
31     c  coordinates and transforms it into a vector in the head
32     c  anatomical system.
33     c
34     c      common /blk1/ xh(3), ah(3,3), xt(3), at(3,3)
35     c      real x(3,13)
36     c      do 10 i=1,3
37     c      xh(i)=(x(i,2)+x(i,1))/2.
38     c      ah(1,i)=x(i,3)+x(i,4)-x(i,1)-x(i,2)
39     c      ah(2,i)=x(i,2)+x(i,4)-x(i,1)-x(i,3)
40     c      10  ah(3,i)=0.
41     c      do 20 i=1,3
42     c      ah(3,1)=ah(3,1)+ah(1,i)**2
43     c      ah(3,2)=ah(3,2)+ah(2,i)**2
44     c 20  ah(3,3)=ah(3,3)+ah(1,i)*ah(2,i)
45     c      ah(3,1)=sqrt(ah(3,1))
46     c      ah(3,2)=sqrt(ah(3,2))
47     c      ah(3,3)=ah(3,3)/(ah(3,1)*ah(3,2))
48     c      r=1./ (sqrt(1.-ah(3,3)**2)*ah(3,2))
49     c      do 30 i=1,3
50     c      ah(1,i)=ah(1,i)/ah(3,1)
51     c 30  ah(2,i)=r*(ah(2,i)-ah(3,2)*ah(3,3)*ah(1,i))
52     c      ah(3,1)=ah(1,2)*ah(2,3)-ah(1,3)*ah(2,2)
53     c      ah(3,2)=ah(2,1)*ah(1,3)-ah(1,1)*ah(2,3)
54     c      ah(3,3)=ah(1,1)*ah(2,2)-ah(1,2)*ah(2,1)
55     c      return
56     c
57     c      end
```

NUMBER OF ERRORS = 0 NUMBER OF WARNINGS = 0

NAVAL BIODYNAMICS LABORATORY SOFTWARE DOCUMENTATION

FORTRAN 77/UX HP92430A.07.04 COPYRIGHT HEWLETT-PACKARD CO. 1983.
Thu Jul 26 14:20:26 1990

```
1  c main and zz03 updated 9/4/80 by p. shimp to handle
2  c processing of a-plates
3  c
4      common /blk1/ xh(3),ah(3,3),xt(3),at(3,3)
5      common /blk2/ xo(3,2),xs(3,2),c(3,3,2)
6      common /c1/ nsub,nmnt,dat,blk,not,sday,syear,eday,eyear
7  c
8      character*6 ksubj,nsub,dat,blk
9      character*6 not(9)
10     character*1 pcode
11     real w(3), p(4), pp(3,4)
12     integer jp(3)
13     real xp(2,2), x(3,13), xx(3)
14     real xtp(4)
15     real sp(2,2,13), er(13)
16     real xk(3,3), x1(3,3), x2(3,3)
17     real xpn(6)
18  c
19  c the variables day and year refer to date of x-ray
20     integer day,year
21  c The variables sday, syear, eday & eyear
22  c are the start date and end date for the data.
23     integer date,sday,syear,eday,eyear
24  c
25     real spi(4,13)
26     equivalence (sp(1,1,1),spi(1,1))
27  c
28     data x1 /0.,0.,0.,6.286,-6.286,0.,6.286,6.286,0./
29     data x2 /-.3556,0.,.175,5.9304,-6.286,.175,5.9304,6.2 86,.175/
30  c
31  c assign a unit number to the input and output files
32     open(10,file='input')
33     open(11,file='output')
34  c
35 10 continue
36  c
37  c put terminal in 'caps' mode.....
38     call caps
39  c
40  c request user input.....
41  c
42     write(6,*) 'enter subject number (a6 format)'
43     read(5,536) nsub
44     write(6,*) 'enter date of xray (MON YR  a6 format)'
45     read(5,536) dat
46     write(6,*) 'enter Julian date of xray (i5 format)'
47     read(5,565) idate
48  c
49  c.....read data from input file .....
50  c
51     read(10,535) ksubj,date,mmount,nmount,sday,syear,eday ,eyear
52  c
53  c
54  c.....check for correct input data.....
55     if(ksubj.ne.nsub) go to 525
56     if(date.ne.idate) go to 12
57     go to 18
58 12 write(6,15)
```

X-Ray Anthropometry Transformation Program

```
59 15 format('Dates do not match. Enter Y to continue, N to stop.')
60     read(5,540) pcode
61     if(pcode.ne.'Y') go to 530
62 18 continue
63 c
64 c.....initialize the variable 'blk'
65     blk=' '
66 c
67     c.....process the data.....
68 c
69     write(6,*) 'enter pcode (A for a-plate or T for t-plate)'
70     read (5,540) pcode
71     if (pcode.ne.'A'.and.pcode.ne.'T') print 550
72     if (pcode.ne.'A'.and.pcode.ne.'T') stop 1
73     write(6,*) 'enter xray Julian date'
74     read (5,545) day,year
75     d=year*1000+day
76     do 30 i=1,3
77     do 30 j=1,3
78     if (pcode.eq.'A') go to 20
79     xk(i,j)=x1(i,j)
80     go to 30
81 20 xk(i,j)=x2(i,j)
82 30 continue
83     if (pcode.ne.'A') go to 35
84 c in the event x-ray was taken after jan 1,1981 change z component
85 c to.238 for A plates only
86     if (d.lt. 81001) go to 35
87     do 32 i=1,3
88     xk(3,i)=.238
89     32 continue
90 35 call prism2 (xo,xs,c)
91 40 write(6,555)
92     read(5,560) jo,kk
93     if(kk.eq.9) go to 530
94     if(kk.eq.7) go to 10
95     if (kk.eq.3) go to 220
96     if (kk.eq.4) go to 450
97 c
98 c.....mouth data calculations
99 c
100     write(6,*) 'enter comments for head data (9a6 format)'
101     read(5,575) not
102     nmnt=mmount
103     write (11,580)
104     write (11,590) nsub,nmnt,dat,(not(j),j=1,9)
105     write(11,630)
106     write(11,640)
107     write(11,650)
108     write(11,660)
109     write(11,820)
110     write(11,670)
111 c
112     do 50 j=1,4
113     read(10,620) (spi(j,i),i=1,7)
114     do 50 i=1,7
115     spi(j,i)=spi(j,i)*2.54
116 50 continue
117 c
118 c interchange ltp and rtp coordinates when processing a-plate
119     if (pcode.ne.'A') go to 70
120     do 60 j=1,4
```


NAVAL BIODYNAMICS LABORATORY SOFTWARE DOCUMENTATION

```

121         t=spi(j,6)
122         spi(j,6)=spi(j,7)
123         spi(j,7)=t
124 60 continue
125 70 continue
126         call rlsrch (1,8,sp)
127         call rlsrch (3,10,sp)
128         call rlsrch (6,12,sp)
129         do 210 i=1,13
130         call pxry2 (x(1,i),sp(1,1,i),er(i),xtp)
131         if (i.eq.1) go to 80
132         if (i.eq.2) go to 90
133         if (i.eq.3) go to 100
134         if (i.eq.4) go to 110
135         if (i.eq.5) go to 120
136         if (i.eq.6) go to 130
137         if (i.eq.7) go to 140
138         if (i.eq.8) go to 150
139         if (i.eq.9) go to 160
140         if (i.eq.10) go to 170
141         if (i.eq.11) go to 180
142         if (i.eq.12) go to 190
143         if (i.eq.13) go to 200
144 80 write(11,680) (spi(j,i),j=1,4),(x(ii,i),ii=1,3),er(i)
145         go to 210
146 90 write(11,690) (spi(j,i),j=1,4),(x(ii,i),ii=1,3),er(i)
147         go to 210
148 100 write(11,700) (spi(j,i),j=1,4),(x(ii,i),ii=1,3),er(i)
149         go to 210
150 110 write(11,710) (spi(j,i),j=1,4),(x(ii,i),ii=1,3),er(i)
151         go to 210
152 120 write(11,720) (spi(j,i),j=1,4),(x(ii,i),ii=1,3),er(i)
153         go to 210
154 130 write(11,730) (spi(j,i),j=1,4),(x(ii,i),ii=1,3),er(i)
155         go to 210
156 140 write(11,740) (spi(j,i),j=1,4),(x(ii,i),ii=1,3),er(i)
157         go to 210
158 150 write(11,750)
159         write(11,760) (spi(j,i),j=1,4),(x(ii,i),ii=1,3),er(i)
160         go to 210
161 160 write(11,770) (spi(j,i),j=1,4),(x(ii,i),ii=1,3),er(i)
162         go to 210
163 170 write(11,780) (spi(j,i),j=1,4),(x(ii,i),ii=1,3),er(i)
164         go to 210
165 180 write(11,790) (spi(j,i),j=1,4),(x(ii,i),ii=1,3),er(i)
166         go to 210
167 190 write(11,800) (spi(j,i),j=1,4),(x(ii,i),ii=1,3),er(i)
168         go to 210
169 200 write(11,810) (spi(j,i),j=1,4),(x(ii,i),ii=1,3),er(i)
170 210 continue
171         call option (1,8,er,x,jo)
172         call option (3,10,er,x,jo)
173         call option (6,12,er,x,jo)
174         if (pcode.eq.'A') write(11,850)
175         call pobkg (x(1,5),xk,3,xt,at)
176         call htrans (x)
177         write (11,580)
178         write (11,600) nsub,nmnt,dat
179         write (11,610) (not(j),j=1,9)
180         call cdntpt
181         if (kk.eq.2) go to 40
182 c

```

X-Ray Anthropometry Transformation Program

```
183 c.....neck data calculations
184 c
185 220 continue
186     nmnt=nmount
187     write(6,*) 'enter comments for neck data (9a6 format)'
188     read(5,575) not
189     write(6,*) 'enter block or noblock (a6 format)'
190     read(5,536) blk
191     write (11,860)
192     write (11,600) nsub,nmnt,dat
193     write (11,610) (not(j),j=1,9)
194 c
195 c.....read the required data
196 c
197     do 230 j=1,4
198     read(10,620) (spi(j,i),i=1,5)
199     do 230 i=1,5
200     spi(j,i)=spi(j,i)*2.54
201 230 continue
202     call rlswh (4,6,sp)
203     scl=0.
204     sc2=0.
205     write(11,630)
206     write(11,640)
207     write(11,650)
208     write(11,660)
209     write(11,820)
210     write(11,670)
211     do 310 i=1,7
212     call pxry2 (x(1,i),sp(1,1,i),er(i),xtp)
213     if (i.gt.5) sc2=sc2+sp(2,2,i)-xtp(4)
214     if (i.eq.4.or.i.eq.5) sc2=sc2-sp(2,2,i)+xtp(4)
215     if (i.lt.6) scl=scl+sp(2,2,i)-xtp(4)
216     if (i.eq.1) go to 240
217     if (i.eq.2) go to 250
218     if (i.eq.3) go to 260
219     if (i.eq.4) go to 270
220     if (i.eq.5) go to 280
221     if (i.eq.6) go to 290
222     if (i.eq.7) go to 300
223 240 write(11,870) (spi(j,i),j=1,4),(x(ii,i),ii=1,3),er(i)
224     go to 310
225 250 write(11,880) (spi(j,i),j=1,4),(x(ii,i),ii=1,3),er(i)
226     go to 310
227 260 write(11,890) (spi(j,i),j=1,4),(x(ii,i),ii=1,3),er(i)
228     go to 310
229 270 write(11,900) (spi(j,i),j=1,4),(x(ii,i),ii=1,3),er(i)
230     go to 310
231 280 write(11,910) (spi(j,i),j=1,4),(x(ii,i),ii=1,3),er(i)
232     go to 310
233 290 write(11,750)
234     write(11,920) (spi(j,i),j=1,4),(x(ii,i),ii=1,3),er(i)
235     go to 310
236 300 write(11,930) (spi(j,i),j=1,4),(x(ii,i),ii=1,3),er(i)
237 310 continue
238     call option (4,6,er,x,jo)
239     ai=er(4)**2+er(5)**2-er(6)**2-er(7)**2
240     if (ai.gt.0.) scl=scl+sc2
241     call pobkg (x(1,3),xk,3,xt,at)
242     read(10,620) xp
243     do 320 i=1,2
244     do 320 j=1,2
```

NAVAL BIODYNAMICS LABORATORY SOFTWARE DOCUMENTATION

```

245     xp(i,j)=xp(i,j)*2.54
246     320 continue
247     write (11,940) xp
248     ah(1,1)=-xs(3,1)*(xp(2,2)-xp(2,1))
249     ah(1,2)=xs(3,1)*(xp(1,2)-xp(1,1))
250     ah(1,3)=(xs(1,1)-xp(1,1))*(xp(2,2)-xp(2,1))-(xs(2,1)-xp(2,1))*(xp(
251 11,2)-xp(1,1))
252     do 330 i=1,3
253     xx(i)=x(i,2)-x(i,1)
254     ah(3,i)=0.
255     do 330 j=1,3
256     330 ah(3,i)=c(j,i,1)*ah(1,j)+ah(3,i)
257     ah(2,1)=ah(3,2)*xx(3)-ah(3,3)*xx(2)
258     ah(2,2)=ah(3,3)*xx(1)-ah(3,1)*xx(3)
259     ah(2,3)=ah(3,1)*xx(2)-ah(3,2)*xx(1)
260     ai=0.
261     do 340 i=1,3
262 340 ai=ai+ah(2,i)**2
263     ai=sqrt(ai)
264     do 350 i=1,3
265     1 350 ah(2,i)=ah(2,i)/ai
266 c
267     read(10,620) (xpn(k),k=1,6)
268     xp(1,1)=xpn(1)
269     xp(2,1)=xpn(2)
270     xp(1,2)=(xpn(3)+xpn(5))/2.0
271     xp(2,2)=(xpn(4)+xpn(6))/2.0
272 c
273     do 360 i=1,2
274 do 360 j=1,2
275     xp(i,j)=xp(i,j)*2.54
276 360 continue
277     write (11,960) xp
278     do 370 ill=1,2
279     370 xp(2,ill)=xp(2,ill)-sc1/5.
280     g1=0.
281     do 390 i=1,3
282     g3=x(i,1)
283     xx(i)=0.
284     do 380 j=1,3
285     xx(i)=xx(i)+ah(2,j)*c(i,j,2)
286 380 g3=g3+c(j,i,2)*(xo(j,2)-xs(j,2))
287 390 g1=g1+g3*ah(2,i)
288     do 420 i=1,2
289     ga=g1/((xp(1,i)-xs(1,2))*xx(1)+(xp(2,i)-xs(2,2))*xx(2)-xs(3,2)*x
290 1x(3))
291     do 400 j=1,2
292 400 x(j,8)=ga*(xp(j,i)-xs(j,2))+xs(j,2)
293     x(3,8)=(1.-ga)*xs(3,2)
294     l=i+5
295     do 410 j=1,3
296     x(j,l)=0.
297     do 410 k=1,3
298 410 x(j,l)=(x(k,8)-xo(k,2))*c(k,j,2)+x(j,l)
299 420 write (11,970) (x(j,l),j=1,3)
300     ai=0.
301     do 430 i=1,3
302     xh(i)=x(i,6)
303     ah(1,i)=xh(i)-x(i,7)
304 430 ai=ai+ah(1,i)**2
305     ai=sqrt(ai)
306     do 440 i=1,3

```

X-Ray Anthropometry Transformation Program

```
307      440 ah(1,i)=ah(1,i)/ai
308      ah(3,1)=ah(1,2)*ah(2,3)-ah(1,3)*ah(2,2)
309      ah(3,2)=ah(2,1)*ah(1,3)-ah(1,1)*ah(2,3)
310      ah(3,3)=ah(1,1)*ah(2,2)-ah(1,2)*ah(2,1)
311      write (11,860)
312      write (11,600) nsub,nmnt,dat
313      write (11,610) (not(j),j=1,9)
314      call cdntpt
315      go to 40
316 c
317 c.....pelvic data calculations
318 c
319 450 continue
320      write (11,980)
321
322      do 460 k=1,4
323 460 pp(j,k)=0.
324 470 do 480 j=1,4
325 480 read (10,620) (spi(j,i),i=1,6)
326      do 490 i=1,4
327      write (11,840) i,(spi(j,i),j=1,4)
328      call pxry2 (x(1,i),sp(1,1,i),er(i),xtp)
329 490 write (11,830) (x(ii,i),ii=1,3),er(i)
330      call htrans (x)
331      do 520 i=1,2
332      p(1)=(sp(2,i,6)-sp(2,i,5))*xs(3,i)
333      p(2)=(sp(1,i,5)-sp(1,i,6))*xs(3,i)
334      p(3)=(sp(1,i,5)-xs(1,i))*(sp(2,i,6)-xs(2,i))-(sp(2,i,5)-xs(2,i))
335      1*(sp(1,i,6)-xs(1,i))
336      p(4)=0.
337      do 500 j=1,3
338      p(4)=p(4)+p(j)*(xs(j,i)-xo(j,i))
339      w(j)=0.
340      do 500 k=1,3
341 500 w(j)=w(j)+p(k)*c(k,j,i)
342      do 510 j=1,3
343      p(4)=p(4)-w(j)*xh(j)
344      p(j)=0.
345      do 510 k=1,3
346 510 p(j)=p(j)+ah(j,k)*w(k)
347      write (11,990) p
348      do 520 k=1,3
349      do 520 j=1,4
350 520 pp(k,j)=pp(k,j)+p(k)*p(j)
351      read (5,1000) jj
352      if (jj.ne.0) go to 470
353      call axeb (pp,3,4,jp)
354      write (11,1010) (pp(j,4),j=1,3)
355      go to 40
356 c
357 c.....Output error message.....
358 c
359 525 write(6,*) 'Incorrect Subject Id - Processing Stopped'
360 c
361 530 call capoff
362      stop
363 c
364 535 format(a6,1x,i5,1x,2(i4,1x),2(i3,i4))
365 536 format(a6)
366 540 format (a1)
367 545 format(i3,i2)
368 550 format (1x,'plate code invalid, check first input card'/1x,'it
```

NAVAL BIODYNAMICS LABORATORY SOFTWARE DOCUMENTATION

```

369      1should contain an a or t in column 1')
370 555 format('enter option code jo and processing code kk (2i1) format'/
371      *'jo = 1 to exercise the option (standard operation -always 1)'/
372      *'jo = any other number not to exercise the option'/
373      *'kk = 1 process head and neck data'/
374      *'kk = 2 process head data only'/
375      *'kk = 3 process neck data only'/
376      *'kk = 4 process pelvic data only'/
377      *'kk = 7 redo program'/
378      *'kk = 9 end program')
379 560 format (2i1)
380 565 format (i5)
381 570 format (a6,i4,10a6)
382 575 format (9a6)
383 580 format ('1 head anatomical to tee-plate transformation ')
384 590 format (' subject ',a6,' mount ',i4,' date ',a6,' notes '
385      19a6)
386 600 format (' subject ',a6,' mount ',i4,' date ',a6)
387 610 format (10x,' notes ',9a6)
388 620 format (7(f7.3,1x))
389 630 format (1h0,'bee bee id i measured x-ray coordinates
390      1 i lab coordinates i sum of the squares of the')
391 640 format (12x,'i',42x,'i',31x,'i difference between the')
392 650 format (12x,'i',42x,'i',31x,'i measured and best estimate')
393 660 format (12x,'i',8x,'ap',19x,'lat',10x,'i',31x,'i of x-ray coordin
394      1ates')
395 670 format (1h0,11x,'i',4x,'x',10x,'y',10x,'x',8x,'y',6x'i',4x,'x',9x
396      1,'y',9x,'z',6x,'i',4x,'e')
397 680 format (1h,1x,'1 r.audit ',f8.4,2x,f8.4,4x,f8.4,2x,f8.4,4x,f8.4,
398      12x,f8.4,2x,f8.4,4x,f8.4)
399 690 format (2x,'2 l.audit ',f8.4,2x,f8.4,4x,f8.4,2x,f8.4,4x,f8.4,2x,f
400      18.4,2x,f8.4,4x,f8.4)
401 700 format (2x,'3 r.orbit ',f8.4,2x,f8.4,4x,f8.4,2x,f8.4,4x,f8.4,2x,f
402      18.4,2x,f8.4,4x,f8.4)
403 710 format (2x,'4 l.orbit ',f8.4,2x,f8.4,4x,f8.4,2x,f8.4,4x,f8.4,2x,f
404      18.4,2x,f8.4,4x,f8.4)
405 720 format (2x,'5 c.t-plt ',f8.4,2x,f8.4,4x,f8.4,2x,f8.4,4x,f8.4,2x,f
406      18.4,2x,f8.4,4x,f8.4)
407 730 format (2x,'6 r.t-plt ',f8.4,2x,f8.4,4x,f8.4,2x,f8.4,4x,f8.4,2x,f
408      18.4,2x,f8.4,4x,f8.4)
409 740 format (2x,'7 l.t-plt ',f8.4,2x,f8.4,4x,f8.4,2x,f8.4,4x,f8.4,2x,f
410      18.4,2x,f8.4,4x,f8.4)
411 750 format (1h0,14x,'right/left switch follow below')
412 760 format (1h0,1x,'8 r.audit ',f8.4,2x,f8.4,4x,f8.4,2x,f8.4,4x,f8.4,
413      12x,f8.4,2x,f8.4,4x,f8.4)
414 770 format (2x,'9 l.audit ',f8.4,2x,f8.4,4x,f8.4,2x,f8.4,4x,f8.4,2x,f
415      18.4,2x,f8.4,4x,f8.4)
416 780 format (1x,'10 r.orbit ',f8.4,2x,f8.4,4x,f8.4,2x,f8.4,4x,f8.4,2x,
417      1f8.4,2x,f8.4,4x,f8.4)
418 790 format (1x,'11 l.orbit ',f8.4,2x,f8.4,4x,f8.4,2x,f8.4,4x,f8.4,2x,
419      1f8.4,2x,f8.4,4x,f8.4)
420 800 format (1x,'12 r.t-plt ',f8.4,2x,f8.4,4x,f8.4,2x,f8.4,4x,f8.4,2x,
421      1f8.4,2x,f8.4,4x,f8.4)
422 810 format (1x,'13 l.t-plt ',f8.4,2x,f8.4,4x,f8.4,2x,f8.4,4x,f8.4,2x,
423      1f8.4,2x,f8.4,4x,f8.4)
424 820 format (12x,'i',42x,'i',31x,'i')
425 830 format (5x,4f15.4)
426 840 format (1h0,2x,i2,4f15.4)
427 850 format (///1x,'note:when processing data from a-plate, ltp and rtp
428      1'lx,'are interchanged from the way in which they were entered to'/
429      25x,'account for position of a-plate ')
430 860 format ('1 t-1 anatomical to tee-plate transformation ')

```

X-Ray Anthropometry Transformation Program

```
431 870 format (1h0,1x,'1 p-spine ',f8.4,2x,f8.4,4x,f8.4,2x,f8.4,4x,f8.4,
432 12x,f8.4,2x,f8.4,4x,f8.4)
433 880 format (2x,'2 s-notch ',f8.4,2x,f8.4,4x,f8.4,2x,f8.4,4x,f8.4,2x,f
434 18.4,2x,f8.4,4x,f8.4)
435 890 format (2x,'3 c.t-plt ',f8.4,2x,f8.4,4x,f8.4,2x,f8.4,4x,f8.4,2x,f
436 18.4,2x,f8.4,4x,f8.4)
437 900 format (2x,'4 r.t-plt ',f8.4,2x,f8.4,4x,f8.4,2x,f8.4,4x,f8.4,2x,f
438 18.4,2x,f8.4,4x,f8.4)
439 910 format (2x,'5 l.t-plt ',f8.4,2x,f8.4,4x,f8.4,2x,f8.4,4x,f8.4,2x,f
440 18.4,2x,f8.4,4x,f8.4)
441 920 format (1h0,1x,'6 r.t-plt ',f8.4,2x,f8.4,4x,f8.4,2x,f8.4,4x,f8.4,
442 12x,f8.4,2x,f8.4,4x,f8.4)
443 930 format (2x,'7 l.t-plt ',f8.4,2x,f8.4,4x,f8.4,2x,f8.4,4x,f8.4,2x,f
444 18.4,2x,f8.4,4x,f8.4)
445 940 format (22h0 articular facets,4f10.4)
446 960 format (23h0 lateral projection,4f10.4)
447 970 format (5x,3f15.4)
448 980 format ('1 c.g. routine')
449 990 format (5x,4f14.6)
450 1000 format (i2)
451 1010 format (5x,3f14.6)
452 1020 format (a6,i5,a5,i2,2i7,20f7.3)
453 c
454 end
```

NUMBER OF ERRORS = 0 NUMBER OF WARNINGS = 0

NAVAL BIODYNAMICS LABORATORY SOFTWARE DOCUMENTATION

FORTRAN 77/UX HP92430A.07.04 COPYRIGHT HEWLETT-PACKARD CO. 1983.
Thu Jul 26 14:20:55 1990

```
1      subroutine option (j,k,er,x,jo)
2      c
3      c  subroutine option
4      c
5      c
6      c  This subroutine compares the residual error associated with the
7      c  measured definition of the location of right and left bee bee's, with
8      c  the errors associated with subroutine rlschw's definition of right
9      c  and left bee bee's. Finally it states the option with least error and
10     c  if told to do so will exercise the option.
11     c
12     c  The options are
13     c  1. option j vs. k not indicated
14     c  2. option j vs. k indicated but ignored
15     c  3. option j vs. k indicated and exercised
16     c
17     c  Input consist of
18     c  j = the number of the right-side bee bee's as obtained from
19     c      lateral view measurements
20     c
21     c  k = the number of the right-side bee bee's so labeled by
22     c      subroutine rlschw has identical x-ray coordinates as the
23     c      measured labeled left side bee bee
24     c
25     c  er = the sum of the squares of the difference between the
26     c      'measured' and 'calculated' ap and lateral x-ray
27     c      coordinates of the bee bee under scrutiny.
28     c
29     c  x = calculated in subroutine pxryz and is the best least squares
30     c      lab coordinates for the bee bee under scrutiny.
31     c
32     c  jo = code which determines if an option is to be exercised.
33     c
34     c
35     c      real x(3,13),er(13)
36     c
37     c  assign a unit number to the output file
38     c      open(11,file='output')
39     c
40     c      r=er(k)*er(k)+er(k+1)*er(k+1)-er(j)*er(j)-er(j+1)*er(j+1)
41     c      if (r.gt.0.) go to 30
42     c      if (jo.ne.1) go to 20
43     c      write (11,40) j,k
44     c      l=j+1
45     c      do 10 i=1,3
46     c          x(i,j)=x(i,k)
47     c  10  x(i,l)=x(i,k+1)
48     c      return
49     c  20  write (11,50) j,k
50     c      return
51     c  30  write (11,60) j,k
52     c      return
53     c
54     c  40  format (9h  option,i2,4h vs,i2,24h indicated and exercised)
55     c  50  format (9h  option,i2,4h vs,i2,23h indicated but ignored)
56     c  60  format (9h  option,i2,4h vs,i2,15h not indicated)
57     c
58     c      end
NUMBER OF ERRORS = 0  NUMBER OF WARNINGS = 0
```

X-Ray Anthropometry Transformation Program

FORTRAN 77/UX HP92430A.07.04 COPYRIGHT HEWLETT-PACKARD CO. 1983.
Thu Jul 26 14:20:57 1990

```
1      subroutine pobkg (x,xx,ii,pp,a)
2      c
3      c  subroutine pobkg
4      c
5      c
6      c  This subroutine calculates the vector defining the
7      c  instrument origin pp lab coordinates and also calculates
8      c  the transformation matrix [instr/lab]
9      c  a(i,j) = at(i,j) of main program.
10     c
11     c  input consist of:
12     c  x(3,3) = best least squares coordinates of the center, right,
13     c           and left t-plate bee bee's in the lab coordinate
14     c           system as calculated in subroutine pxryz
15     c
16     c  ii      = 3 the number of bee bee's on the t-plate
17     c
18     c  xx(3,3) = xk in main program and is the location of the 3
19     c           instrument bee bee's in the instrument coordinate system.
20     c
21     c  output consist of:
22     c  pp(i)   = vector defining the instrument origin in lab coordinates
23     c           also xt(i) in the main program and in subroutine cdntpt
24     c
25     c  a(i,j) = transformation matrix which takes a vector from the
26     c           instrument coordinate system and puts it in the lab
27     c           coordinate system. Also called at(j,j) in the main program
28     c
29     c      real xp(3)
30     c      real x(3,3), xx(3,3), pp(3), a(3,3), xm(3,3)
31     c
32     c  assign a unit number to the output file
33     c  open(11,file='output')
34     c
35     c  write(11,440)
36     c  write(11,120)
37     c  write(11,130)
38     c  write(11,140)
39     c  write(11,150)
40     c  write(11,160)
41     c  write(11,170)
42     c  write(11,180)
43     c  write(11,190)
44     c  write(11,200)
45     c  write(11,210)
46     c  write(11,220)
47     c  write(11,230)
48     c  write(11,240)
49     c  write(11,250)
50     c  write(11,260)
51     c  write(11,270)
52     c  write(11,280)
53     c  write(11,290)
54     c  write(11,300)
55     c  write(11,310)
56     c  write(11,320)
57     c  write(11,330)
58     c  write(11,340)
```


NAVAL BIODYNAMICS LABORATORY SOFTWARE DOCUMENTATION

```

59      write(11,350)
60      write(11,360)
61      write(11,370)
62      write(11,380)
63      write(11,390)
64      write(11,400)
65      write(11,410)
66      write(11,420)
67      write(11,430)
68      write(11,110) xx
69      c
70      c
71          do 20 i=1,3
72              xp(i)=0.
73              pp(i)=0.
74              do 10 j=1,ii
75                  pp(i)=pp(i)+x(i,j)
76      10  xp(i)=xp(i)+xx(i,j)
77              xp(i)=xp(i)/float(ii)
78      20  pp(i)=pp(i)/float(ii)
79              do 40 i=1,3
80                  do 30 j=1,3
81                      a(i,j)=0.
82                      xm(i,j)=0.
83                      do 30 k=1,ii
84      30  xm(i,j)=xm(i,j)+(x(i,k)-pp(i))*(xx(j,k)-xp(j))
85      40  a(i,i)=1.
86                  do 80 ijk=1,10
87                      w=atan2((xm(3,2)-xm(2,3)),(xm(2,2)+xm(3,3)))
88                      c=cos(w)
89                      s=sin(w)
90                      do 50 k=1,3
91                          r=a(2,k)
92                          a(2,k)=c*r-s*a(3,k)
93                          a(3,k)=s*r+c*a(3,k)
94                          r=xm(k,2)
95                          xm(k,2)=c*r-s*xm(k,3)
96      50  xm(k,3)=s*r+c*xm(k,3)
97                      w=atan2((xm(1,3)-xm(3,1)),(xm(1,1)+xm(3,3)))
98                      c=cos(w)
99                      s=sin(w)
100                     do 60 k=1,3
101                         r=a(1,k)
102                         a(1,k)=c*r+s*a(3,k)
103                         a(3,k)=c*a(3,k)-s*r
104                         r=xm(k,1)
105                         xm(k,1)=c*r+s*xm(k,3)
106                     60  xm(k,3)=c*xm(k,3)-s*r
107                     w=atan2((xm(2,1)-xm(1,2)),(xm(1,1)+xm(2,2)))
108                     c=cos(w)
109                     s=sin(w)
110                     do 70 k=1,3
111                         r=a(1,k)
112                         a(1,k)=c*r-s*a(2,k)
113                         a(2,k)=c*a(2,k)+s*r
114                         r=xm(k,1)
115                         xm(k,1)=c*r-s*xm(k,2)
116      70  xm(k,2)=c*xm(k,2)+s*r
117                     r=(abs(xm(2,3)-xm(3,2))+abs(xm(1,2)-xm(2,1))+abs(xm(1,3)-xm(3,1)
118                     1))/(xm(1,1)+xm(2,2)+xm(3,3))
119                     if (r.ge.0..and.r.lt..000001) go to 90
120      80  continue

```

X-Ray Anthropometry Transformation Program

```
121 90 do 100 i=1,3
122     do 100 j=1,3
123 100 pp(i)=pp(i)-a(i,j)*xp(j)
124     return
125 c
126 110 format (///60x,'x y z'///48x,'bb 1 ',3f9.4//6x,'loca
127     ion of bee bees in instrumentation: bb 2 ',3f9.4//48x,'bb 3 ',
128     3f9.4)
129 120 format (//50x,'/-----\')
130 130 format (47x,'///',17x,'\')
131 140 format (44x,'///',23x,'\')
132 150 format (42x,'///',27x,'\')
133 160 format (40x,'///',30x,'\')
134 170 format (38x,'///',33x,'\')
135 180 format (37x,'///',35x,'\')
136 190 format (36x,'///',37x,'\')
137 200 format (35x,'///',39x,'\')
138 210 format (34x,'///',41x,'\')
139 220 format (33x,'///',6x,'/-----',7x,'-----',5x,'/-----',6x,'\')
140 230 format (33x,'///',6x,'1',6x,'1',6x,'1+++1',4x,'1',6x,'1',5x,'\')
141 240 format (9x,'+ z out of paper',7x,'///',7x,'\-----/',7x,'1+ +1',5x,'\
142     ',7x,'\ ',12x,'\')
143 250 format (32x,'///',20x,'1+1+1----- + y
144     direction')
145 260 format (32x,'1',21x,'1+++1',19x,'\ ',11x,'/')
146 270 format (32x,'1',21x,'1 1 1',19x,'1')
147 280 format (32x,'1',21x,'1 1 1',19x,'1')
148 290 format (32x,'1',21x,'1 1 1',19x,'1')
149 300 format (32x,'1',21x,'1 1 1',19x,'1')
150 310 format (33x,'\ ',20x,'1 1 1',19x,'/')
151 320 format (54x,'1 1 1',18x,'/')
152 330 format (54x,'1 1 1')
153 340 format (54x,'1 1 1')
154 350 format (34x,'-----1 1 1-----')
155 360 format (34x,'1 +++++',14x,'1',15x,'+++++ 1')
156 370 format (34x,'1 + 2 +',14x,'1',15x,'+ 3 + 1')
157 380 format (34x,'1 +++++',14x,'1',15x,'+++++ 1')
158 390 format (34x,'1-----1-----')
159 400 format (5(56x,'1/'),56x,'1')
160 410 format (54x,'\ 1 /')
161 420 format (55x,'\1/')
162 430 format (53x,'+ x direction')
163 440 format (1h1,'plexiglass t-plate coordinate system-orientation and
164     ocation of bee bees')
165 c
166     end
```

NUMBER OF ERRORS = 0 NUMBER OF WARNINGS = 0

NAVAL BIODYNAMICS LABORATORY SOFTWARE DOCUMENTATION

FORTRAN 77/UX HP92430A.07.04 COPYRIGHT HEWLETT-PACKARD CO. 1983.
Thu Jul 26 14:21:16 1990

```
1      subroutine prism2 (xop,xsp,cp)
2      c
3      c
4      c This subroutine establishes the lab coordinate system and
5      c calculates both the ap and lateral camera orientations and
6      c positions in the lab.
7      c
8      c Inputs are all initial guesses
9      c xo = vector from lab to x-ray origin in x-ray coordinates
10     c
11     c xs = vector from source origin to x-ray origin in x-ray coordinates
12     c
13     c c = transformation matrix from [lab/xray]?
14     c
15     c Outputs are the best estimates of the three inputs above?
16     c
17     c
18     c
19     c Revised December 1987
20     c
21     c The following assumptions were made:
22     c
23     c (1) xs is the same for ap and lateral calibration and is
24     c constant for all runs.
25     c The value of xs: 0.0, 0.0, 150.
26     c
27     c (2) xo is different for ap and lateral calibration but is
28     c constant for all runs.
29     c The values of xo are: (ap) 20., 0.0, 10.; (lat) 0.0, 0.0, 10.
30     c
31     c (3) c is different for ap and lateral calibrations but is
32     c constant for all runs.
33     c The values of c are:
34     c (ap) (lat)
35     c          -1.0, 0.0, 0.0          0.0, 0.0, 1.0
36     c           0.0, 0.0, 1.0          1.0, 0.0, 0.0
37     c           0.0, 1.0, 0.0          0.0, 1.0, 0.0
38     c
39     c*IF ANY OF THESE ASSUMPTIONS ARE WRONG, THIS ROUTINE MUST BE MODIFIED*
40     c
41     c
42     c
43     c real xop(3,2), xsp(3,2), cp(3,3,2), xpp(2,13,2), pxp(2,2)
44     c real xt(3,13), a(9,10), xp(2,13), c(3,3), xo(3), xs(3), rt(3)
45     c real w(10),cc(3,3),xxo(3),xxs(3)
46     c integer ja(9)
47     c
48     c data cc /-1.0,0.0,0.0,0.0,0.0,0.0,1.0,0.0,1.0,0.0/
49     c data xxo /20.0,0.0,10.0/
50     c data xxs /0.0,0.0,150.0/
51     c data xt /5.08,0.,5.08,25.4,0.,5.08,25.4,0.,25.4,5.08,0.,25.4,0.,6.
52     c 20,25.4,0.,5.08,5.08,0.,25.4,5.08,0.,25.4,25.4,5.08,25.4,15.24,15.
53     c 24,15.24,15.24,25.4,5.08,15.24,15.24,15.24,5.08,15.24,15.24,25.4/
54     c
55     c 9 format(3(f7.3,2x))
56     c
57     c assign a unit number to the input file
58     c open(10,file='input')
```

X-Ray Anthropometry Transformation Program

```
59      open(11,file='output')
60      c
61      write (11,230)
62      jj=1
63      10 do 12 i=1,3
64          xo(i)=xxo(i)
65          xs(i)=xxs(i)
66          do 12 j=1,3
67              12 c(i,j)=cc(i,j)
68              if(jj.ne.2) go to 15
69              write(11,240)
70              xo(1)=0.0
71              c(1,1)=0.0
72              c(3,1)=1.0
73              c(1,2)=1.0
74              c(3,2)=0.0
75      15 do 20 i=1,13
76          do 20 j=1,2
77      20 xp(j,i)=999.
78      c
79      c read the required input date
80      c
81          read(10,260) (xp(1,i),i=1,13)
82          read(10,260) (xp(2,i),i=1,13)
83      c
84          do 30 i=1,13
85              xp(1,i)=xp(1,i)*2.54
86              xp(2,i)=xp(2,i)*2.54
87      30 continue
88          nl=0
89      40 err=0.
90          do 50 i=1,9
91              ja(i)=0
92              do 50 j=1,10
93      50 a(i,j)=0.
94          do 100 i=1,13
95              if (xp(1,i).ge.99..or.xp(2,i).ge.99.) go to 100
96              do 60 j=1,3
97                  rt(j)=0.
98                  do 60 k=1,3
99      60 rt(j)=rt(j)+xt(k,i)*c(j,k)
100          w(1)=xs(3)/(xs(3)-rt(3)-xo(3))
101          w(2)=0.
102          w(3)=w(1)*(rt(1)+xo(1)-xs(1))/(xs(3)-rt(3)-xo(3))
103          w(4)=-w(1)*(rt(3)+xo(3))/xs(3)
104          w(5)=0.
105          w(6)=-w(3)*(rt(3)+xo(3))/xs(3)
106          w(7)=w(3)*rt(2)
107          w(8)=w(1)*rt(3)-w(3)*rt(1)
108          w(9)=-w(1)*rt(2)
109          w(10)=xp(1,i)-xs(1)-w(1)*(rt(1)+xo(1)-xs(1))
110          erp=w(10)**2
111          n=0.
112      70 do 80 k=1,10
113          do 80 j=1,9
114      80 a(j,k)=a(j,k)+w(k)*w(j)
115          err=err+w(10)**2
116          if (n.eq.1) go to 90
117          n=1
118          w(2)=w(1)
119          w(1)=0.
120          w(3)=w(2)*(rt(2)+xo(2)-xs(2))/(xs(3)-rt(3)-xo(3))
```

NAVAL BIODYNAMICS LABORATORY SOFTWARE DOCUMENTATION

```

121      w(5)=w(4)
122      w(4)=0.
123      w(6)=-w(3)*(rt(3)+xo(3))/xs(3)
124      w(7)=w(3)*rt(2)-w(2)*rt(3)
125      w(8)=-w(3)*rt(1)
126      w(9)=w(2)*rt(1)
127      w(10)=xp(2,i)-xs(2)-w(2)*(rt(2)+xo(2)-xs(2))
128      erp=erp+w(10)**2
129      go to 70
130 90  if (nl.eq.20) write (11,270) i,xp(1,i),xp(2,i),erp
131 100  continue
132  call axeb (a,9,10,ja)
133  ao=0.
134  do 110 j=1,3
135  1  ao=ao+a(j+6,10)**2
136  1  xo(j)=xo(j)+a(j,10)
137  1  110  xs(j)=xs(j)+a(j+3,10)
138  ao=sqrt(ao)
139  if (ao.lt..25) go to 130
140  do 120 j=7,9
141  120  a(j,10)=a(j,10)*.25/ao
142  130  r=sqrt(1.-a(9,10)**2)
143  do 140 j=1,3
144  p=c(1,j)
145  c(1,j)=p*r-c(2,j)*a(9,10)
146  140  c(2,j)=p*a(9,10)+c(2,j)*r
147  r=sqrt(1-a(8,10)**2)
148  do 150 j=1,3
149  p=c(1,j)
150  c(1,j)=p*r+c(3,j)*a(8,10)
151  150  c(3,j)=r*c(3,j)-p*a(8,10)
152  r=sqrt(1-a(7,10)**2)
153  do 160 j=1,3
154  p=c(2,j)
155  c(2,j)=p*r-c(3,j)*a(7,10)
156  160  c(3,j)=p*a(7,10)+c(3,j)*r
157  write (11,280) c,xo,xs,err
158  nl=nl+1
159  if (nl.le.20) go to 40
160  do 170 i=1,3
161  xsp(i,jj)=xs(i)
162  xop(i,jj)=xo(i)
163  do 170 j=1,3
164  170  cp(i,j,jj)=c(i,j)
165  do 180 i=1,13
166  xpp(1,i,jj)=xp(1,i)
167  180  xpp(2,i,jj)=xp(2,i)
168  jj=jj+1
169  if (jj.lt.3) go to 10
170  write (11,290)
171  do 210 i=1,13
172  ptp=0.
173  do 190 j=1,2
174  do 190 k=1,2
175  ptp=ptp+xpp(j,i,k)
176  190  pxp(j,k)=xpp(j,i,k)
177  if (ptp.gt.99.) go to 210
178  call pxry2 (w(1),pxp,r,w(4))
179  erp=0.
180  do 200 j=1,3
181  200  erp=erp+(w(j)-xt(j,i))**2
182  write (11,300) i,(xt(j,i),j=1,3),(w(k),k=1,3),erp

```

X-Ray Anthropometry Transformation Program

```
183 210 continue
184 c
185 230 format ('1 set up parameters - a-p projection',a6)
186 240 format ('1 set up parameters - lateral projection',a6)
187 250 format (3f10.0)
188 260 format (13(f7.3,1x))
189 270 format (5x,i3,2f10.6,f10.7)
190 280 format (5x,9f10.5)
191 290 format ('1 back-check multiply acquired cal points'///)
192 300 format (5x,i3,6f10.4,f10.7)
193 c
194 end
```

NUMBER OF ERRORS = 0 NUMBER OF WARNINGS = 0

NAVAL BIODYNAMICS LABORATORY SOFTWARE DOCUMENTATION

FORTTRAN 77/UX HP92430A.07.04 COPYRIGHT HEWLETT-PACKARD CO. 1983.
Thu Jul 26 14:21:30 1990

```
1      subroutine pxry2 (x,a,r,xr)
2      c
3      c  subroutine pxryz
4      c
5      c
6      c  This subroutine calculates the best least square coordinates
7      c  in the lab (x(i),i=1,2,3) consistent with the ap & lateral x-ray
8      c  coordinates of all bee bee's and possible right-left ambiguities
9      c  arising from the lateral x-ray view.
10     c
11     c  input consist of:
12     c  a(2,2) = the ap,x; ap,y; lat,x; lat,y; measured x-ray coordinates
13     c           of the ith bee bee. i=1,7 for neck monut, i=1,13 for head
14     c           mount. Also known a sp(2,2,13) in subroutine rlswh and
15     c           as spi(4,13) in the main program.
16     c
17     c  xo(3,2) = vectors from lab to x-ray origin (ap:lat) in x-ray coord's
18     c
19     c  xs(3,2) = vector from camera origin to x-ray origin in x-ray coord's
20     c
21     c  c(3,3,2)= transformation matrixes from [lab/x-ray]ap:[lab/xray]lat.
22     c
23     c  output consist of:
24     c  x(3) = best least squares estimate of bee bee in lab coordinates
25     c
26     c  r = sum of the square of the error between the measured
27     c       x-ray coordinates and the x-ray coordinates obtained by
28     c       projection of the best least squares position of the bee
29     c       bee onto both x-ray film planes.
30     c
31     c  r = [ap(x,y)measured-ap(x,y)theory]**2.0 +
32     c       [lat(x,y)measured-lat(x,y)theory]
33     c
34     c  xr(2,2) = the x-ray coordinates obtained by projection of the
35     c           calculated position of the bee bee onto the x-ray film
36     c           planes. It is called xtp(4) in the main program.
37     c           It is used in the neck calculations.
38     c
39     c  bench marks of intrest consist of:
40     c  x(1) = x(1)+det(2)/det(1) the sum of the change in the x
41     c           component of the lab coordinates of the bee bee for each
42     c           iteration for the best coordinate calculation routine.
43     c
44     c  e = the magnitude of the change squared of x(3) above,
45     c       calculated for each iteration of the best coordinates
46     c       routine.
47     c
48     c
49     c  common /blk2/ xo(3,2),xs(3,2),c(3,3,2)
50     c  real x(3), a(2,2), xr(2,2), w(4), gm(3,4), det(4), xx(3)
51     c  nc=0
52     c  do 10 i=1,3
53 10  x(i)=0.
54 20  do 30 i=1,3
55 30  do 30 j=1,4
56 30  gm(i,j)=0.
57     c  r=0.
58     c  nc=nc+1
```

X-Ray Anthropometry Transformation Program

```
59      do 60 i=1,2
60      do 40 j=1,3
61      xx(j)=xo(j,i)-xs(j,i)
62      do 40 k=1,3
63 40    xx(j)=xx(j)+c(j,k,i)*x(k)
64      do 60 j=1,2
65      w(4)=a(j,i)+xx(j)/xx(3)*xs(3,i)-xs(j,i)
66      r=r+w(4)**2
67      do 50 k=1,3
68 50    w(k)=- (c(j,k,i)-c(3,k,i)*xx(j)/xx(3))*xs(3,i)/xx(3)
69      do 60 k=1,3
70      do 60 l=1,4
71 60    gm(k,l)=gm(k,l)+w(k)*w(l)
72      do 80 i=1,4
73      det(i)=gm(1,1)*(gm(2,2)*gm(3,3)-gm(2,3)-gm(3,2))+gm(1,2)*(gm(2,3
74      1)*gm(3,1)-gm(2,1)*gm(3,3))+gm(1,3)*(gm(2,1)*gm(3,2)-gm(3,1)*gm(2,2
75      2))
76      if (i.eq.4) go to 80
77      do 70 k=1,3
78      e=gm(k,i)
79      gm(k,i)=gm(k,4)
80 70    gm(k,4)=e
81 80    continue
82      x(1)=x(1)+det(2)/det(1)
83      x(2)=x(2)-det(3)/det(1)
84      x(3)=x(3)+det(4)/det(1)
85      e=(det(2)**2+det(3)**2+det(4)**2)/det(1)**2
86      if (e.gt..00001.and.nc.le.10) go to 20
87      do 100 i=1,2
88      do 90 j=1,3
89      xx(j)=xo(j,i)-xs(j,i)
90      c
91      c
92      c where xo(j,i) = (lab origin - xray origin) in xray coordinates
93      c xs(j,i) = (xray source - xray origin) in xray coordinates
94      c
95      c
96      do 90 k=1,3
97 90    xx(j)=xx(j)+c(j,k,i)*x(k)
98      c
99      c xx(j) = (point - source) in xray coordinates
100     do 100 j=1,2
101     c
102 100   xr(j,i)=xs(j,i)-xx(j)/xx(3)*xs(3,i)
103     c
104     c -xx(j)/xx(3)*xs(3,i) = (theoretical xray coordinates of a point
105     c minus source coordinates) in xray system
106     c xr(j,i) = theoretical xray coordinates
107     c
108     return
109     c
110     end
```

NUMBER OF ERRORS = 0 NUMBER OF WARNINGS = 0

NAVAL BIODYNAMICS LABORATORY SOFTWARE DOCUMENTATION

FORTRAN 77/UX HP92430A.07.04 COPYRIGHT HEWLETT-PACKARD CO. 1983.
Thu Jul 26 14:21:31 1990

```
1      subroutine rlswh (j,k,sp)
2      c
3      c  subroutine rlswh
4      c
5      c
6      c  This subroutine gathers the ap and lat x-ray coordinates of the
7      c  anatomical instrument bee bee's. It then generates additional points
8      c  by making an alternate switch of the possible ambiguities which
9      c  could arise when varying certain bee bee locations on the lateral
10     c  x-rays.
11     c
12     c  input and output consist of:
13     c  sp(2,2,13) = t the first 28 elements of this array contain the
14     c                   measured coordinates of the ap and lat views of the
15     c                   the subject's bee bee's, and are passed to this
16     c                   subroutine from the main program. The last 24 elements
17     c                   array are empty and will receive the right-left/left-
18     c                   right switch of coordinates performed by this
19     c                   subroutine.
20     c
21     c  j =                the index of the right side bee bee on the lateral
22     c  view as obtained from measurement.
23     c
24     c  k = the index of the right-side bee bee so labeled by
25     c      this subroutine and has identical x-ray coordinates
26     c      as the measured labeled left side bb. A least square
27     c      solution with accompanying error for both labeled bee
28     c      bee's in lab coordinates is determined in subroutine
29     c      pxry2. If the proper switch is set in subroutine option
30     c      the discrepences will be automatically corrected there
31     c
32     c
33     c      real sp(2,2,13)
34     c      l=k+1
35     c      do 10 i=1,2
36     c      sp(i,1,k)=sp(i,1,j)
37     c      sp(i,2,k)=sp(i,2,j+1)
38     c      sp(i,1,l)=sp(i,1,j+1)
39     c  10  sp(i,2,l)=sp(i,2,j)
40     c      return
41     c
42     c      end
```

NUMBER OF ERRORS = 0 NUMBER OF WARNINGS = 0

APPENDIX B

Listing of "IOUPDATE"



X-Ray Anthropometry Transformation Program

```
echo Procedure to update xray input file and to execute main program
cp $1 input
cp output $2
cp update $3
echo Files Saved - Executing Main Xray-Anthropometry Program
mxray
```

APPENDIX C

Listing of "INPUT"

X-Ray Anthropometry Transformation Program

H00209	10888	1101	2201	0	0	0	0						
10.386	1.648	1.532	10.273	999.000	999.000	999.000	999.000	9.278	4.890				
1.144	4.973	4.818											
-1.914	-1.944	6.812	7.015	999.000	999.000	999.000	999.000	2.285	2.327				
2.359	-2.526	7.180											
999.000	999.000	999.000	999.000	2.924	2.415	11.212	11.315	11.119	5.850				
-.286	5.800	5.935											
999.000	999.000	999.000	999.000	6.814	-1.942	-2.286	6.697	2.051	1.813				
1.548	-3.216	6.883											
.712	6.362	.994	4.576	2.565	-.581	5.697							
3.036	3.823	4.461	4.814	5.660	2.627	2.389							
1.778	3.033	7.023	7.421	11.146	10.489	10.542							
2.356	3.491	3.935	4.366	5.072	1.787	1.945							
4.729	4.216	5.040	1.992	7.698									
1.597	-1.608	4.446	4.522	4.175									
6.308	11.900	-.370	2.328	3.053									
1.045	-1.989	4.237	4.010	3.804									
2.304	1.575	6.920	1.459										
10.223	-.059	6.750	.369	6.984	.860								

APPENDIX D

Listing of "OUTPUT"

X-Ray Anthropometry Transformation Program

```

1  set up parameters - a-p projection
  -.99885  -.01122  -.04663  -.04612  -.04255  .99803  -.01318  .99903  .04199
31.38578  -9.44438  14.62792  29.17912  .70755  173.346161816.69006
  -.98938  -.01484  -.14458  -.14440  -.01310  .98943  -.01658  .99980  .01082
30.64409  -8.72047  19.82321  15.29855  7.45546  185.71568  .97425
  -.98711  -.01351  -.15944  -.15924  -.01517  .98712  -.01575  .99979  .01283
29.98223  -8.62734  19.63002  11.52374  7.35874  184.20836  .66993
  -.98781  -.01232  -.15518  -.15487  -.02303  .98767  -.01574  .99966  .02084
30.08084  -8.78918  19.42020  12.39414  5.87360  184.01617  .01011
  -.98702  -.01233  -.16015  -.15984  -.02284  .98688  -.01583  .99966  .02058
29.97732  -8.78477  19.50641  11.44204  5.90834  184.14708  .00986
  -.98724  -.01202  -.15878  -.15845  -.02481  .98705  -.01581  .99962  .02259
30.00607  -8.82524  19.45057  11.70691  5.53493  184.10239  .00981
  -.98704  -.01204  -.16004  -.15971  -.02468  .98685  -.01583  .99962  .02244
29.97989  -8.82260  19.47390  11.46572  5.55905  184.13451  .00979
  -.98710  -.01196  -.15967  -.15933  -.02516  .98690  -.01582  .99961  .02293
29.98773  -8.83229  19.45997  11.53778  5.46947  184.12390  .00979
  -.98705  -.01197  -.15998  -.15965  -.02511  .98685  -.01583  .99961  .02287
29.98128  -8.83130  19.46601  11.47830  5.47863  184.13174  .00979
  -.98706  -.01195  -.15988  -.15955  -.02522  .98687  -.01583  .99961  .02299
29.98337  -8.83362  19.46251  11.49755  5.45714  184.12914  .00979
  -.98705  -.01196  -.15996  -.15962  -.02521  .98686  -.01583  .99961  .02297
29.98177  -8.83331  19.46407  11.48277  5.46002  184.13101  .00979
  -.98706  -.01195  -.15993  -.15960  -.02523  .98686  -.01583  .99961  .02300
29.98231  -8.83387  19.46320  11.48775  5.45484  184.13026  .00979
  -.98705  -.01195  -.15995  -.15962  -.02523  .98686  -.01583  .99961  .02300
29.98191  -8.83378  19.46358  11.48410  5.45568  184.13075  .00979
  -.98705  -.01195  -.15995  -.15961  -.02524  .98686  -.01583  .99961  .02300
29.98207  -8.83394  19.46332  11.48550  5.45420  184.13048  .00979
  -.98705  -.01195  -.15995  -.15961  -.02524  .98686  -.01583  .99961  .02300
29.98194  -8.83392  19.46347  11.48433  5.45441  184.13077  .00979
  -.98705  -.01195  -.15995  -.15961  -.02524  .98686  -.01583  .99961  .02300
29.98200  -8.83394  19.46340  11.48492  5.45422  184.13078  .00979
  -.98705  -.01195  -.15995  -.15961  -.02524  .98686  -.01583  .99961  .02300
29.98197  -8.83393  19.46343  11.48462  5.45431  184.13074  .00979
  -.98705  -.01195  -.15995  -.15961  -.02524  .98686  -.01583  .99961  .02300
29.98199  -8.83392  19.46343  11.48482  5.45435  184.13080  .00979
  -.98705  -.01195  -.15995  -.15961  -.02524  .98686  -.01583  .99961  .02300
29.98202  -8.83393  19.46336  11.48503  5.45432  184.13052  .00979
  -.98705  -.01195  -.15995  -.15961  -.02524  .98686  -.01583  .99961  .02300
29.98198  -8.83391  19.46344  11.48470  5.45452  184.13078  .00979
1 26.380438  -4.861560  .0008375
2 4.185920  -4.937760  .0010381
3 3.891280  17.302479  .0026324
4 26.093418  17.818100  .0012070
9 23.566120  5.803900  .0008343
10 12.420600  5.910580  .0001535
11 2.905760  5.991860  .0020173
12 12.631420  -6.416040  .0005440
13 12.237720  18.237200  .0005259
  -.98705  -.01195  -.15995  -.15961  -.02524  .98686  -.01583  .99961  .02300
29.98200  -8.83391  19.46340  11.48492  5.45443  184.13060  .00979
1  set up parameters - lateral projection
  .04389  -.00293  .99903  .99892  -.01517  -.04393  .01528  .99988  .00227
3.16778  -8.97930  15.70602  44.45662  16.28766  150.192081487.97229
  -.08163  -.04970  .99542  .99648  -.02306  .08056  .01895  .99850  .05141
2.51471  -8.81139  13.89865  23.52338  8.10413  149.23682  45.38939
  -.17244  -.05655  .98340  .98496  -.02059  .17153  .01055  .99819  .05925
1.10893  -8.95892  10.63221  9.24914  6.91589  139.99602  .19440
  -.15521  -.01355  .98779  .98780  -.01486  .15501  .01258  .99980  .01570
1.51912  -8.40127  11.46772  12.50575  13.29204  140.83527  .17037
  -.17620  -.01257  .98427  .98429  -.01364  .17603  .01121  .99983  .01478
1.27281  -8.39783  10.80466  9.45897  13.41144  138.94174  .04211
  -.17219  -.00647  .98504  .98500  -.01288  .17210  .01158  .99990  .00859
1.32988  -8.31788  10.97785  10.08479  14.31426  139.26227  .03585
  -.17428  -.00675  .98467  .98463  -.01284  .17419  .01147  .99989  .00889
1.30591  -8.32315  10.91266  9.78224  14.26912  139.08342  .03520
  -.17391  -.00628  .98474  .98469  -.01279  .17382  .01150  .99990  .00841
1.31041  -8.31674  10.92883  9.83791  14.33949  139.11691  .03517
  -.17407  -.00631  .98471  .98467  -.01279  .17398  .01149  .99990  .00844
1.30856  -8.31732  10.92386  9.81488  14.33423  139.10335  .03517
  -.17404  -.00628  .98472  .98467  -.01278  .17395  .01150  .99990  .00841
1.30892  -8.31686  10.92514  9.81932  14.33915  139.10625  .03517
  -.17405  -.00628  .98472  .98467  -.01278  .17396  .01149  .99990  .00841

```


NAVAL BIODYNAMICS LABORATORY SOFTWARE DOCUMENTATION

```

1.30879 -8.31692 10.92477 9.81772 14.33866 139.10519 .03517
-.17405 -.00628 .98472 .98467 -.01278 .17396 .01149 .99990 .00841
1.30881 -8.31689 10.92485 9.81797 14.33892 139.10538 .03517
-.17405 -.00628 .98472 .98467 -.01278 .17396 .01149 .99990 .00841
1.30880 -8.31689 10.92483 9.81786 14.33896 139.10530 .03517
-.17405 -.00628 .98472 .98467 -.01278 .17396 .01149 .99990 .00841
1.30882 -8.31689 10.92485 9.81804 14.33901 139.10542 .03517
-.17405 -.00628 .98472 .98467 -.01278 .17396 .01149 .99990 .00841
1.30881 -8.31688 10.92487 9.81794 14.33908 139.10548 .03517
-.17405 -.00628 .98472 .98467 -.01278 .17396 .01149 .99990 .00841
1.30880 -8.31689 10.92482 9.81780 14.33897 139.10538 .03517
-.17405 -.00628 .98472 .98467 -.01278 .17396 .01149 .99990 .00841
1.30880 -8.31688 10.92483 9.81788 14.33910 139.10533 .03517
-.17405 -.00628 .98472 .98467 -.01278 .17396 .01149 .99990 .00841
1.30879 -8.31687 10.92483 9.81777 14.33912 139.10532 .03517
-.17405 -.00628 .98472 .98467 -.01278 .17396 .01149 .99990 .00841
1.30880 -8.31687 10.92483 9.81783 14.33912 139.10533 .03517
-.17405 -.00628 .98472 .98467 -.01278 .17396 .01149 .99990 .00841
1.30880 -8.31688 10.92485 9.81791 14.33909 139.10535 .03517
5 7.426960 17.307560 .0081797
6 6.134100 -4.932680 .0075463
7 28.478479 -5.806440 .0020279
8 28.740099 17.010380 .0026793
9 28.242260 5.209540 .0089725
10 14.858999 4.605020 .0010488
11 -.726440 3.931920 .0001521
12 14.732000 -8.168640 .0001277
13 15.074900 17.482819 .0044327
-.17405 -.00628 .98472 .98467 -.01278 .17396 .01149 .99990 .00841
1.30881 -8.31688 10.92484 9.81791 14.33903 139.10544 .03517
1 back-check multiply acquired cal points

```

```

9 5.0800 25.4000 15.2400 5.0860 25.3208 15.2453 .0063406
10 15.2400 15.2400 15.2400 15.2532 15.2224 15.2299 .0005861
11 25.4000 5.0800 15.2400 25.3830 5.0853 15.2235 .0005880
12 15.2400 15.2400 5.0800 15.2349 15.2394 5.0657 .0002298
13 15.2400 15.2400 25.4000 15.2366 15.2699 25.4122 .0010533
1 head anatomical to tee-plate transformation
subject H00209 mount 1101 date APR88 notes HEAD DATA

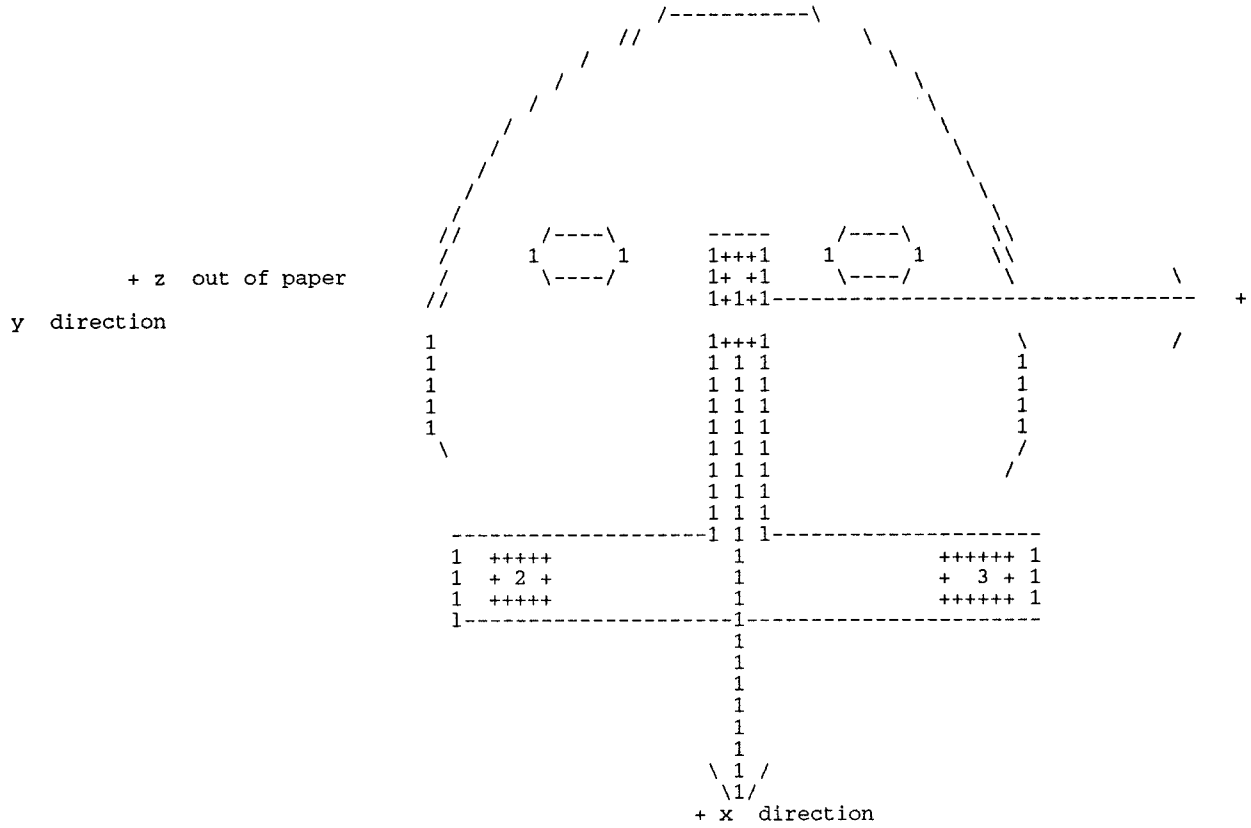
```

```

0bee bee id i measured x-ray coordinates i lab coordinates i sum of
the squares of the i i
difference between the i i
measured and best estimate i i
i ap lat i i of
x-ray coordinates i i
0 i x y x y i x y z i e
1 r.audit 1.8085 7.7114 4.5161 5.9842 25.4972 9.0287 16.8190 .0031
2 l.audit 16.1595 9.7104 7.7038 8.8671 12.9452 8.9599 18.3497 .0029
3 r.orbit 2.5248 11.3309 17.8384 9.9949 22.8189 18.4356 19.8274 .0008
4 l.orbit 11.6230 12.2276 18.8493 11.0896 15.3324 18.3475 20.4165 .0003
5 c.t-plt 6.5151 14.3764 28.3108 12.8829 18.0769 25.8508 22.0095 .0007
6 r.t-plt -1.4757 6.6726 26.6421 4.5390 24.6725 25.0227 16.1485 .0015
7 l.t-plt 14.4704 6.0681 26.7767 4.9403 12.2026 24.4568 15.5134 .0011
0 right/left switch follow below
0 8 r.audit 1.8085 7.7114 7.7038 8.8671 24.9421 11.2660 18.0525 3.7105
9 l.audit 16.1595 9.7104 4.5161 5.9842 13.3660 6.4079 17.0826 3.8006
10 r.orbit 2.5248 11.3309 18.8493 11.0896 22.6515 19.1498 20.2684 .6052
11 l.orbit 11.6230 12.2276 17.8384 9.9949 15.4720 17.5776 19.9732 .5842
12 r.t-plt -1.4757 6.6726 26.7767 4.9403 24.6381 25.1154 16.3048 .0536
13 l.t-plt 14.4704 6.0681 26.6421 4.5390 12.2300 24.3515 15.3570 .1033
option 1 vs 8 not indicated
option 3 vs 10 not indicated
option 6 vs 12 not indicated
lplexiglass t-plate coordinate system-orientation and location of bee bees

```

X-Ray Anthropometry Transformation Program



		x	y	z
	bb 1	.0000	.0000	.0000
location of bee bees in instrumentation:	bb 2	6.2860	-6.2860	.0000
	bb 3	6.2860	6.2860	.0000
1	head anatomical to tee-plate transformation			
	subject H00209 mount 1101 date APR88			
	notes HEAD DATA			

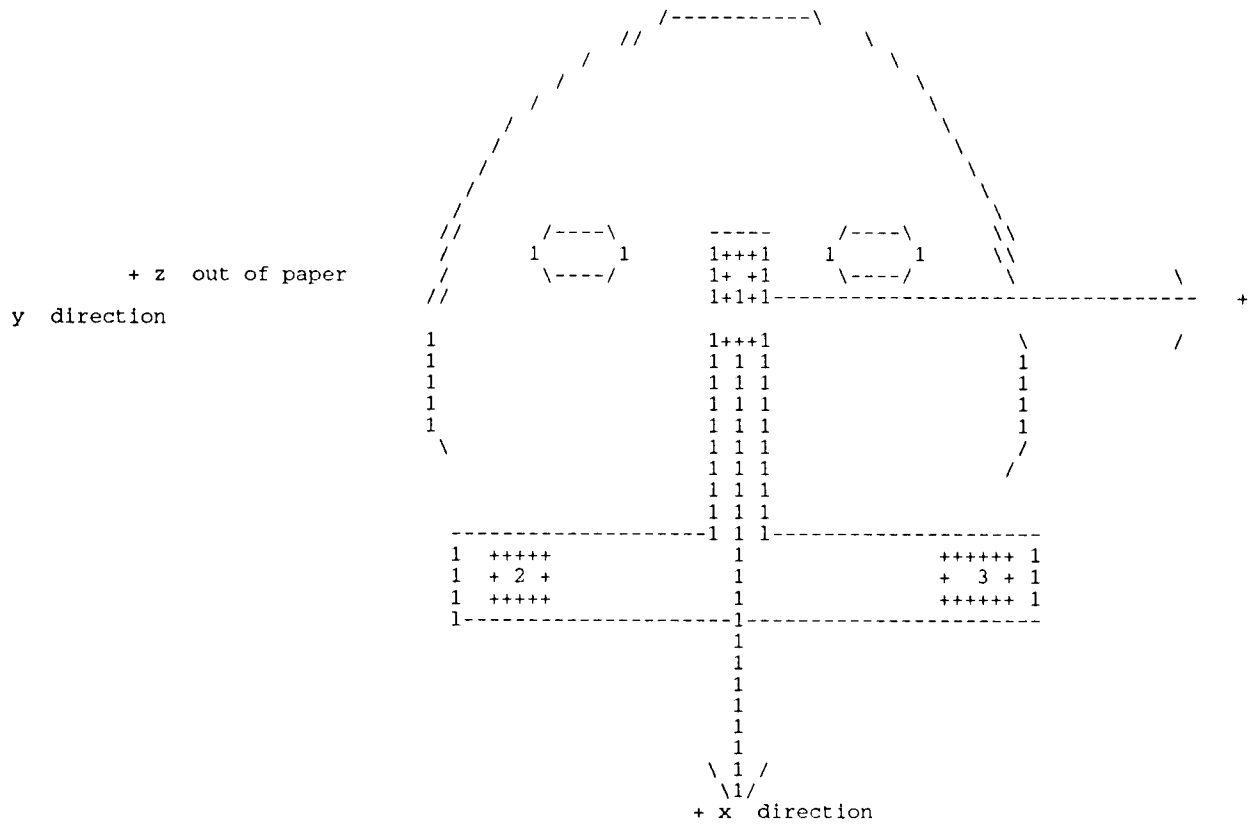
anatomy vs lab				instrumentation vs lab			
19.2212	-.01495874	.96531314	.26066601	18.0748	.05787801	-.99769205	-.03550632
8.9943	-.99450266	-.04138450	.09618630	25.8505	-.17667633	-.04524093	.98322874
17.5844	.10363743	-.25779423	.96062553	22.0081	-.98256588	-.05063419	-.17888699

instrumentation vs anatomy			
17.4417	-.42753530	-.04194606	.90302497
.8681	-.14475755	.98920941	-.02258578
-.2147	-.89233339	-.14037588	-.42899388
1	t-1 anatomical to tee-plate transformation		
	subject H00209 mount 2201 date APR88		
	notes NECK DATA		
0bee bee id i	measured x-ray coordinates	i	lab coordinates
the squares of the		i	i
i			i

NAVAL BIODYNAMICS LABORATORY SOFTWARE DOCUMENTATION

```

difference between the
measured and best estimate
x-ray coordinates
0 1 p-spine 12.0117 4.0564 16.0223 2.6543 15.4639 16.1980 13.7306 .0004
2 s-notch 10.7086 -4.0843 30.2260 -5.0521 14.7823 27.3728 7.9246 .0003
3 c.t-plt 12.8016 11.2928 -.9398 10.7620 16.7990 2.6589 19.8672 .0202
4 r.t-plt 5.0597 11.4859 5.9131 10.1854 22.5042 9.4179 19.8886 .0269
5 l.t-plt 19.5529 10.6045 7.7546 9.6622 10.0794 8.4461 18.9701 .0112
0 6 r.t-plt 5.0597 11.4859 7.7546 9.6622 22.2442 10.7782 19.6704 .2348
7 l.t-plt 19.5529 10.6045 5.9131 10.1854 10.2519 6.8995 19.1873 .0556
option 4 vs 6 not indicated
plexiglass t-plate coordinate system-orientation and location of bee bees
    
```



```

                                x      y      z
                                bb 1  .0000  .0000  .0000
location of bee bees in instrumentation: bb 2  6.2860 -6.2860 .0000
                                bb 3  6.2860  6.2860 .0000
0  articular facets 5.8522  4.0005 17.5768 3.7059
0  lateral projection 25.9664 -.1499 17.4422 1.5608
    14.9090 24.0173 11.6953
    15.4044 17.3306 12.8952
1  t-1 anatomical to tee-plate transformation
subject H00209 mount 2201 date APR88
notes NECK DATA
    
```

X-Ray Anthropometry Transformation Program

anatomy vs lab

14.9090	-.07271960	.98167169	-.17616072
24.0173	-.99600524	-.08065766	-.03831476
11.6953	-.05182123	.17267077	.98361552

instrumentation vs lab

16.7738	-.07466944	-.99411541	-.07847808
2.6720	.99481934	-.07970386	.06310345
19.8644	-.06898712	-.07335965	.99491668

instrumentation vs anatomy

-22.5287	.99416876	.00697174	-.10761147
-.4487	-.00322542	.99938363	.03495481
4.2529	.10778888	-.03440393	.99357843

APPENDIX E

Listing of "UPDATE"

X-Ray Anthropometry Transformation Program

H00209	1101	APR88		HEAD DATA	0	0	0	0
17.441742		.868058		-.214688				
-.42753530		-.14475755		-.89233339				
-.04194606		.98920941		-.14037588				
.90302497		-.02258578		-.42899388				
H00209	2201	APR88	BLOCK	NECK DATA	0	0	0	0
-22.528715		-.448652		4.252915				
.99416876		-.00322542		.10778888				
.00697174		.99938363		-.03440393				
-.10761147		.03495481		.99357843				