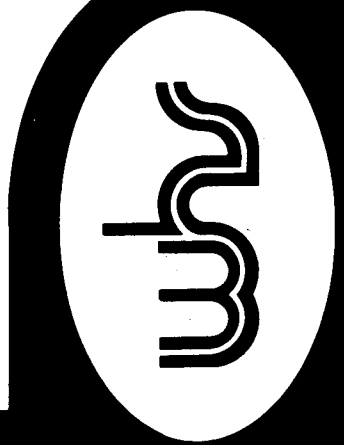
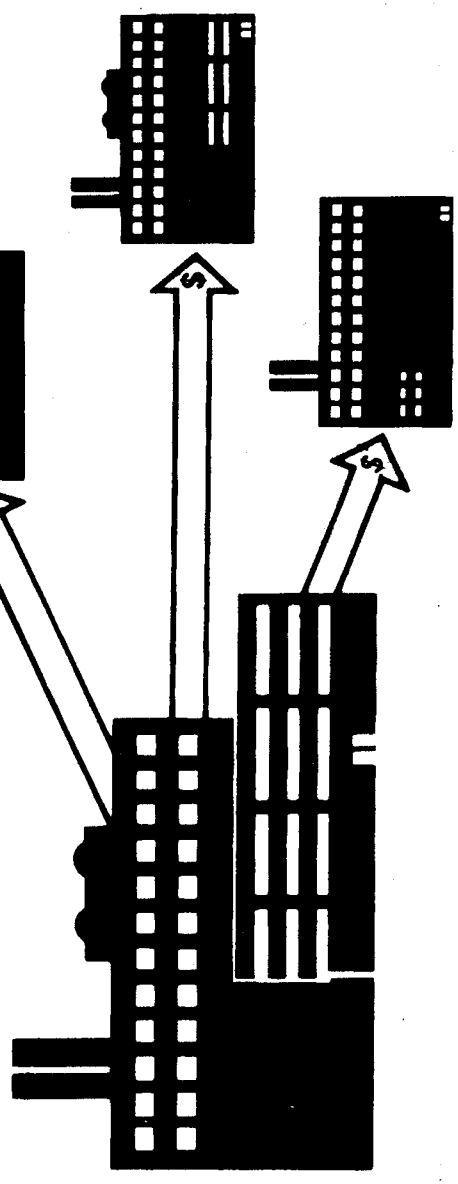






Department of Defense Companies Participating in the Department of Defense Subcontracting Program

Fiscal Year 1994



DIRECTORATE FOR INFORMATION
OPERATIONS AND REPORTS (DIOR)

19950208 046

Companies Participating in the Department of Defense Subcontracting Program

Fiscal Year 1994

Department of Defense
Washington Headquarters Services
Directorate for Information
Operations and Reports

For sale by the Superintendent of Documents, U. S. Government Printing Office, Washington, D. C. 20402

DTIC and NTIS identification number for this publication is DIOR/P14-94/04.

DTIC QUALITY INSPECTED 4

FOREWORD

Companies Participating in the Department of Defense Subcontracting Program is published quarterly and provides summary data on Department of Defense subcontracting program commitments to small and small disadvantaged business firms.

Accession For	
DTIC GRA&I	<input checked="" type="checkbox"/>
DTIC TAB	<input type="checkbox"/>
Unannounced	<input type="checkbox"/>
Justification	
By _____	
Distribution/ _____	
Availability Codes	
Avail and/or	
Special	
DIST	

TABLE OF CONTENTS

PART I - INTRODUCTION AND EXPLANATION OF CODES	
Introduction.....	3
Explanation of Codes.....	4
PART II - SUMMARY TABLES.....	6
PART III - DETAIL LISTINGS	
Section 1	
Companies Participating in the DoD Subcontracting Program: Army.....	12
Section 2	
Companies Participating in the DoD Subcontracting Program: Navy.....	38
Section 3	
Companies Participating in the DoD Subcontracting Program: Air Force.....	52
Section 4	
Companies Participating in the DoD Subcontracting Program: Defense Logistics Agency.....	56
Section 5	
Commercial Product Companies Participating in the DoD Subcontracting Program: Defense Logistics Agency.....	108

LIST OF TABLES

TABLE	Page
II-1 Dollar Amounts and Percent Distribution of Awards by DOD Contractors, by Service, According to Type of Business: Fiscal Year 1994 and Fiscal Year 1993.....	6
II-2 Summary of DOD Subcontracting Program Commitments: Fiscal Year 1994.....	7
II-3 Summary of DOD Small Business Subcontracting Goals and Achievements: Fiscal Year 1994.....	7
II-4 Summary of DOD Small Disadvantaged Business Subcontracting Goals and Achievements: Fiscal Year 1994.....	7
II-5 Summary of DOD Subcontracting Program by State: Fiscal Year 1994.....	8
III-1 Companies Participating in the DOD Subcontracting Program: Army Detail Listing.....	12
III-2 Companies Participating in the DOD Subcontracting Program: Navy Detail Listing.....	38
III-3 Companies Participating in the DOD Subcontracting Program: Air Force Detail Listing.....	52
III-4 Companies Participating in the DOD Subcontracting Program: Defense Logistics Agency Detail Listing.....	56
III-5 Commercial Product Companies Participating in the DOD Subcontracting Program: Defense Logistics Agency Detail Listing.....	108

PART I

INTRODUCTION AND EXPLANATION OF CODES

INTRODUCTION

This report presents a variety of subcontract data collected from Department of Defense (DoD) large business firms that have received at least one award in excess of \$500,000 (\$1,000,000 for construction). Public Law 95-507 requires that these contractors establish a small business and small disadvantaged business subcontracting program and report to DoD quarterly, using Standard Form 295, on subcontract awards made to these types of firms.

Table II-1 shows the dollar amounts and percent distribution of awards from DoD contractors to large, small, and small disadvantaged businesses for the fiscal year (FY) 1994 and the FY 1993.

Table II-2 summarizes DoD subcontracting program commitments, while Tables II-3 and II-4 summarize small and small disadvantaged business subcontracting goals and achievements for the FY 1994.

Table II-5 summarizes DoD subcontracting program awards by the reporting organization's location, which may or may not be the place of performance. Only those locations for which data were reported are displayed. The U.S. Territory Total line contains the cumulative amounts for all the U.S. Territories (Puerto Rico, Guam, Virgin Islands, etc.) reported as one entity. During the current reporting period, three of the five reporting organizations are located in Puerto Rico and the other two are located in Guam.

Reports submitted by Ebasco Services Incorporated (ESI), Two World Trade Center, New York, NY, in the future will be submitted as Raytheon Engineers & Construction (RE&C), Ebasco Division and ENSERCH Environmental Company. RE&C purchased the energy business assets of ESI from ENSERCH Corporation and ENSERCH Corporation will continue operating the former ESI Environmental Division as ENSERCH Environmental Company.

Detailed information from the Army, Navy, Air Force, and Defense Logistics Agency (DLA) is presented in Part III, Sections 1 through 4. Commercial product information is presented in Part III, Section 5. The listings in Part III include all of the statistics on the Standard Form 295 submitted by each contractor and subcontractor.

Dollar amounts in the Summary tables, as well as the Detail tables, are given in thousands.

EXPLANATION OF CODES

CODE.	Unique 4-digit number identifying each plant.
SURV DATE.	The date of the most recent Government subcontracting surveillance review. The first two digits represent the year of the review and the last two digits represent the month of the review; e.g., March 1992 becomes 9203.
TYPE.	Type of contractor as follows: P - prime contractor; S - subcontractor; B - both prime and subcontractor.
REQD.	Comments were (Y) or were not (N) required.
RMKS.	Contractor did (Y) or did not (N) provide required comments. "REQD" and "RMKS" appear in the following combinations: Y/N - comments required but not provided Y/Y - comments required and provided N/Y - comments not required but provided N/N - comments not required and not provided
NR.	No report. Although a report was required, none was received for this fiscal quarter.
O/S.	Companies reporting \$0 to small businesses.
O/D.	Companies reporting \$0 to small disadvantaged businesses.
LSA AMT.	Amount of subcontracts placed with Labor Surplus Area (LSA) concerns.
HBCU/MI.	Amount of subcontracts placed with Historically Black Colleges and Universities or Minority Institutions.
WOB.	Amount of subcontracts placed with Women Owned Business concerns.
NOTE:	An asterisk (*) in an amount column indicates less than \$500 in dollar amount fields and less than .05 percent in percentage fields. An asterisk preceding a code number indicates that although a report was required, none was received for this fiscal quarter. Multiple asterisks (*****) indicate a percentage greater than 999.9 percent.

PART II
SUMMARY TABLES

**Table II-1. Dollar Amounts and Percent Distribution of Awards
by DoD Contractors, by Service, According to Type of Business:
Fiscal Year 1994 and Fiscal Year 1993**

FISCAL YEAR 1994

Service	Contractors	Total Business		Pct	Large Business		Pct	Small Business		Pct	Small Disadv		Pct	HBCU/MI	Pct	Women Owned Business	
		Business	Disadv		Business	Disadv		Business	Disadv		Business	Pct					
Army	523	\$2,107,921	\$873,157	41.4	\$1,234,764	\$182,685	58.6	\$182,685	\$55	8.7	\$55	0.0	\$92,266	4.4			
Navy	222	\$3,490,787	\$1,867,487	53.5	\$1,623,300	\$175,975	46.5	\$175,975	\$308	5.0	\$308	0.0	\$78,525	2.2			
AF	15	\$337,288	\$172,582	51.2	\$164,706	\$35,460	48.8	\$35,460	\$0	10.5	\$0	0.0	\$15,703	4.7			
DLA	1,262	\$39,427,964	\$25,086,039	63.6	\$14,341,925	\$1,859,026	36.4	\$1,859,026	\$3,128	4.7	\$3,128	0.0	\$834,671	2.1			
Total DoD	2,022	\$45,363,960	\$27,999,265	61.7	\$17,364,695	\$2,253,145	38.3	\$2,253,145	\$3,491	5.0	\$3,491	0.0	\$1,021,166	2.3			

FISCAL YEAR 1993

Service	Contractors	Total Business		Pct	Large Business		Pct	Small Business		Pct	Small Disadv		Pct	HBCU/MI	Pct	Women Owned Business	
		Business	Disadv		Business	Disadv		Business	Disadv		Business	Pct					
Army	414	\$1,914,719	\$818,937	42.8	\$1,095,782	\$185,072	57.2	\$185,072	\$0	9.7	\$0	0.0	\$101,478	5.3			
Navy	168	\$3,131,394	\$1,670,963	53.4	\$1,460,432	\$126,653	46.6	\$126,653	\$0	4.0	\$0	0.0	\$50,097	1.6			
AF	15	\$392,123	\$180,495	46.0	\$211,628	\$29,084	54.0	\$29,084	\$12	7.4	\$12	0.0	\$14,185	3.6			
DLA	1,266	\$39,508,747	\$25,397,227	64.3	\$14,111,520	\$1,572,822	35.7	\$1,572,822	\$17,748	4.0	\$17,748	0.0	\$771,920	2.0			
Total DoD	1,863	\$44,946,983	\$28,067,621	62.4	\$16,879,362	\$1,913,631	37.6	\$1,913,631	\$17,761	4.3	\$17,761	0.0	\$937,681	2.1			

NOTE: Table amounts are given in thousands.
Totals may not add due to rounding.
The DLA and Total DoD lines include awards from commercial products contractors as shown in Table III-5.

Prepared By: *Washington Headquarters Services
Directorate for Information
Operations and Reports*

Table II-2. Summary of DoD Subcontracting Program Commitments: FISCAL YEAR 1994

SERVICE	CUM QTR REPT CNT	Y/Y	Y/N	N/Y	N/N	NR	O/S	O/D	LARGE		SMALL		DISADV		LSA		HBCU/MI		WOB			
									\$ AMT	PCT	\$ AMT	PCT	\$ AMT	PCT	\$ AMT	PCT	\$ AMT	PCT	\$ AMT	PCT	\$ AMT	PCT
ARMY	523	375	145	164	41	173	148	91	184	2,107,921	873,157	41.4	1,234,764	58.6	182,685	8.7	123,404	5.9	55	.0	92,266	4.4
NAVY	222	188	1	118	0	103	34	10	48	3,490,787	1,867,487	53.5	1,623,300	46.5	175,975	5.0	163,244	4.7	308	.0	78,525	2.2
AF	15	13	3	5	1	5	2	0	0	337,288	172,582	51.2	164,706	48.8	35,460	10.5	35,904	10.6	0	.0	15,703	4.7
DLA	1105	911	450	129	164	362	194	24	97	35,854,321	22,963,926	64.0	12,890,395	36.0	1,711,337	4.8	9,176,875	25.6	2,955	.0	735,779	2.1
DOD	1865	1487	599	417	206	643	378	125	329	41,790,317	25,877,151	61.9	15,913,166	38.1	2,105,456	5.0	9,499,427	22.7	3,318	.0	922,274	2.2

Table II-3. Summary of DoD Small Business Subcontracting Goals and Achievements: FISCAL YEAR 1994

SERVICE	ACTIVE				COMPLETED CONTRACTS				DID NOT MEET GOALS				
	NO OF CTRTS	SUBCONTR \$ AMT	GOAL \$ AMT	NO OF CTRTS	SUBCONTR \$ AMT	GOAL \$ AMT	ACHIEVED \$ AMT	ACHIEVED PCT	NO OF CTRTS	SUBCONTR \$ AMT	GOAL \$ AMT	ACHIEVED \$ AMT	ACHIEVED PCT
ARMY	1097	7,399,704	3,103,911	106	474,767	209,254	294,081	140.5	46	155,745	104,974	84,597	80.6
NAVY	664	12,953,545	4,779,068	62	188,873	44,671	106,214	237.8	18	6,643	2,593	1,356	52.3
AF	21	600,784	257,474	1	9,275	0	0	.0	0	0	0	0	.0
DLA	12203	179,048,616	38,119,197	964	7,616,060	1,667,721	2,380,396	142.7	628	4,228,399	956,098	609,179	63.7
DOD	13985	200,002,649	46,259,650	1133	8,288,974	1,921,646	2,780,692	144.7	692	4,390,786	1,063,666	695,132	65.4

Table II-4. Summary of DoD Small Disadvantaged Business Subcontracting Goals and Achievements: FISCAL YEAR 1994

SERVICE	ACTIVE				COMPLETED CONTRACTS				DID NOT MEET GOALS				
	NO OF CTRTS	SUBCONTR \$ AMT	GOAL \$ AMT	NO OF CTRTS	SUBCONTR \$ AMT	GOAL \$ AMT	ACHIEVED \$ AMT	ACHIEVED PCT	NO OF CTRTS	SUBCONTR \$ AMT	GOAL \$ AMT	ACHIEVED \$ AMT	ACHIEVED PCT
ARMY	1060	5,559,247	529,531	72	354,696	41,018	51,751	126.2	78	276,067	33,571	16,304	48.6
NAVY	639	12,872,335	884,906	34	173,256	5,826	13,124	225.3	24	21,769	1,361	474	34.9
AF	21	600,784	43,458	1	2,774	0	0	.0	0	0	0	0	.0
DLA	11752	175,877,736	5,666,591	760	6,441,111	69,214	149,232	215.6	739	5,669,993	230,357	72,611	31.5
DOD	13472	194,910,102	7,124,486	867	6,971,838	116,057	214,107	184.5	841	5,967,830	265,289	89,390	33.7

Note: Table amounts are in thousands. Totals may not add due to rounding.

Prepared By: Washington Headquarters Services
Directorate for Information
Operations and Reports

Table II-5. Summary of DOD Subcontracting Program by State:
Fiscal Year 1994
 DOLLARS IN THOUSANDS

STATE	CUM CNT	TOTAL \$ AMT	LARGE \$ AMT	PCT	SMALL \$ AMT	PCT	DISADV \$ AMT	PCT	ISA \$ AMT	PCT	HBCU/MI \$ AMT	PCT	WOB \$ AMT	PCT	
Alabama	45	330,023	149,080	45.2	180,943	54.8	14,738	4.5	27,390	8.3	0	0	8,089	2.5	
Alaska	24	31,144	6,145	19.7	24,999	80.3	2,803	9.0	0	0	0	0	1,703	5.5	
Arizona	24	622,463	316,951	50.9	305,512	49.1	33,247	5.3	169,647	27.3	0	0	21,200	3.4	
Arkansas	11	60,833	29,238	48.1	31,595	51.9	2,035	3.3	12,137	20.0	0	0	1,883	2.8	
California	347	11,084,411	6,743,128	60.8	4,341,283	39.2	667,786	6.0	2,075,756	18.7	0	0	308,422	2.6	
Colorado	47	2,166,757	1,789,929	82.6	376,828	17.4	63,713	2.9	176,220	8.1	4	0	52,894	2.1	
Connecticut	51	1,179,030	635,079	53.9	543,951	46.1	62,077	5.3	266,915	22.6	0	0	24,566	2.1	
Delaware	5	25,396	8,571	33.7	16,825	66.3	1,063	4.2	3,657	14.4	0	0	1,953	5.3	
District of Columbia	6	15,030	8,055	53.6	6,975	46.4	1,624	10.8	194	1.3	0	0	208	1.4	
Florida	78	2,288,126	1,389,908	60.7	898,218	39.3	108,370	4.7	397,057	17.4	0	0	45,627	2.0	
Georgia	34	703,227	453,406	64.5	249,821	35.5	60,823	8.6	157,295	22.4	366	0	18,554	2.6	
Hawaii	34	23,564	14,893	63.2	8,670	36.8	2,933	12.4	114	.5	0	0	1,944	8.2	
Idaho	4	6,392	1,759	27.5	4,634	72.5	119	1.9	3	.0	5	0	867	13.6	
Illinois	69	458,212	235,476	51.4	222,736	48.6	25,021	5.5	105,179	23.0	0	0	14,814	3.2	
Indiana	32	698,947	368,407	52.7	330,539	47.3	25,021	3.6	154,474	22.1	156	0	14,814	3.2	
Iowa	8	133,531	56,625	42.4	76,907	57.6	7,967	6.0	54,445	40.8	50	0	13,415	1.9	
Kansas	17	175,908	53,304	30.3	122,604	69.7	7,017	4.0	7,017	4.0	0	0	3,524	2.6	
Kentucky	10	6,812	2,184	32.1	4,628	67.9	897	13.2	790	11.6	0	0	2,494	1.4	
Louisiana	30	432,912	292,583	67.6	140,329	32.4	6,971	1.6	25,848	6.0	0	0	12,898	2.8	
Maine	5	216,292	125,236	57.9	91,056	42.1	1,603	0.7	23,756	11.0	0	0	12,898	2.8	
Maryland	72	1,158,007	562,461	48.6	595,546	51.4	69,672	6.0	122,582	10.6	26	0	4,694	2.2	
Massachusetts	61	1,875,608	856,645	45.7	1,018,963	54.3	98,328	5.2	595,495	31.7	147	0	24,669	2.1	
Michigan	41	912,050	522,874	57.3	389,177	42.7	37,644	4.1	282,043	30.9	0	0	16,841	1.9	
Minnesota	28	737,209	381,262	51.7	355,947	48.3	39,116	5.3	112,242	15.2	0	0	23,873	2.6	
Mississippi	16	540,823	234,136	43.3	306,687	56.7	14,990	2.8	12,794	2.4	0	0	31,809	4.3	
Missouri	44	4,504,093	3,832,950	85.1	671,144	14.9	143,953	3.2	1,471,753	32.7	28	0	6,318	1.2	
Montana	2	0	0	0	0	0	0	0	0	0	0	0	24,808	1.5	
Nebraska	13	37,454	22,063	58.9	15,391	41.1	1,341	3.6	5,807	15.5	0	0	1,226	3.3	
Nevada	1	33	0	0	33	100.0	27	81.7	0	0	0	0	0	0	0
New Hampshire	9	243,321	128,631	52.9	114,689	47.1	9,793	4.0	16,395	6.7	0	0	3,344	1.4	
New Jersey	63	1,087,622	592,423	54.5	495,199	45.5	46,408	4.3	236,486	21.7	0	0	15,103	1.4	
New Mexico	29	136,527	50,093	36.7	86,434	63.3	11,986	8.8	23,579	17.3	12	0	7,762	5.7	
New York	110	1,719,781	1,002,731	58.3	717,050	41.7	86,445	5.0	300,859	17.5	980	0	29,995	1.7	
North Carolina	29	477,743	308,163	64.5	169,580	35.5	15,728	3.3	10,014	2.1	8	0	6,699	1.4	
North Dakota	5	14,593	6,152	42.2	8,442	57.8	1,258	8.6	1,368	9.4	0	0	658	4.5	
Ohio	65	881,604	473,851	53.7	407,753	46.3	36,389	4.1	363,275	41.2	0	0	19,683	2.2	
Oklahoma	21	204,135	75,260	36.9	128,875	63.1	8,983	4.4	7,449	3.6	0	0	4,154	2.0	
Oregon	11	63,843	32,096	50.3	31,747	49.7	1,244	1.9	4,037	6.3	0	0	4,154	2.0	
Pennsylvania	89	994,002	624,520	62.8	369,482	37.2	33,955	3.4	175,191	17.6	0	0	24,603	2.5	
Rhode Island	4	15,863	3,056	19.3	12,807	80.7	384	2.4	314	2.0	0	0	583	3.7	
South Carolina	18	174,295	126,048	72.3	48,247	27.7	3,082	1.8	12,021	6.9	0	0	1,934	1.1	
South Dakota	2	2,158	92,440	20.4	1,718	79.6	348	16.1	602	27.9	0	0	361	1.1	
Tennessee	28	191,293	92,915	48.6	98,377	51.4	10,872	5.7	28,205	14.7	0	0	6,937	3.6	
Texas	136	4,374,245	2,854,115	65.2	1,520,130	34.8	191,813	4.4	1,938,402	44.3	298	0	103,663	2.4	
Utah	21	248,900	112,079	45.0	136,821	55.0	8,883	3.6	63,188	25.4	0	0	19,903	8.0	
Vermont	4	38,235	11,018	28.8	27,217	71.2	4,404	11.5	69	.2	0	0	84	.2	
Virginia	122	2,369,431	1,319,450	55.7	1,049,981	44.3	205,725	8.7	102,228	4.3	154	0	70,342	3.0	
Washington	51	1,115,310	739,557	66.0	379,557	34.0	35,952	3.2	237,818	21.3	100	0	25,994	2.3	
West Virginia	3	92,558	40,755	44.0	51,803	56.0	3,041	3.3	23,583	25.5	0	0	5,725	6.2	
Wisconsin	30	470,188	312,154	66.4	158,035	33.6	22,612	4.8	76,416	16.3	7	0	4,487	1.0	
U.S. STATE TOTAL	2,017	45,339,938	27,994,053	61.7	17,345,884	38.3	2,245,672	5.0	9,882,148	21.8	3,491	0	1,020,839	2.3	
U.S. TERRITORY TOTAL	5	24,022	5,212	21.7	18,811	78.3	7,473	31.1	120	.5	0	0	327	1.4	
** GRAND TOTAL **	2,022	45,363,960	27,999,265	61.7	17,364,695	38.3	2,253,145	5.0	9,882,269	21.8	3,491	0	1,021,166	2.3	

Note: Totals may not add due to rounding.

PART III

DETAIL LISTINGS

Section 1

Companies Participating in the DoD Subcontracting Program: Army Detail Listing

Table III - 1. Companies Participating in the DoD Subcontracting Program:

PERIOD COVERED: OCT 1993 - SEP 1994																	
SMALL BUSINESS SUBCONTRACT GOALS						SMALL DISADVANTAGED BUSINESS SUBCONTRACT GOALS											
ACTIVE			COMPLETED THIS FY MET GOALS			COMPLETED THIS FY NOT MET GOAL			ACTIVE			COMPLETED THIS FY MET GOALS			COMPLETED THIS FY NOT MET GOAL		
NO OF CTRTS	CONTRACT \$ AMT	GOAL \$ AMT	NO OF CTRTS	CONTRACT \$ AMT	GOAL \$ AMT	NO OF CTRTS	CONTRACT \$ AMT	GOAL \$ AMT	ACHIEVE PCT	NO OF CTRTS	CONTRACT \$ AMT	GOAL \$ AMT	ACHIEVE PCT	NO OF CTRTS	CONTRACT \$ AMT	GOAL \$ AMT	ACHIEVE PCT
1	846	234	0	0	0	0	0	0	0.0	1	646	31	0	0	0	0	0.0
1	232	127	0	0	0	0	0	0	0.0	0	0	0	0	0	0	0	0.0
1	282	696	0	175	175	0	0	0	100.0	1	681	305	30	0	0	0	10.0
1	243	243	0	0	0	0	0	0	0.0	1	2427	121	0	0	0	0	0.0
1	67	100	0	0	0	0	0	0	0.0	1	67	100	0	0	0	0	0.0
1	1997	1900	0	0	0	0	0	0	0.0	1	1997	98	0	0	0	0	0.0
2	9217	6909	0	0	0	0	0	0	0.0	2	9217	782	0	0	0	0	0.0
1	810	460	0	0	0	0	0	0	0.0	1	810	121	0	0	0	0	0.0
0	0	0	0	1796	1323	0	0	0	0.0	0	0	0	0	0	0	0	0.0
5	7450	42824	0	0	0	0	0	0	0.0	5	7450	5593	347	0	0	0	314.8
1	295	27	0	0	0	1	189	277	48.9	1	285	5	12	0	0	0	469.2
1	2374	1827	0	0	0	0	0	0	0.0	1	2374	210	0	0	0	0	0.0
1	2764	1259	0	0	0	0	0	0	0.0	1	2763	222	0	0	0	0	0.0
1	94677	32000	0	0	0	0	0	0	0.0	1	94677	4800	0	0	0	0	0.0
4	18432	7001	0	0	0	0	0	0	0.0	4	18432	705	0	0	0	0	0.0
0	0	0	0	0	0	0	0	0	0.0	0	0	0	0	0	0	0	0.0
1	1241	760	0	0	0	0	0	0	0.0	1	1241	89	0	0	0	0	0.0
2	1260	693	0	0	0	0	0	0	0.0	2	1260	76	0	0	0	0	0.0
1	674	88	0	0	0	0	0	0	0.0	1	674	44	0	0	0	0	0.0
1	880	224	0	0	0	0	0	0	0.0	1	880	104	0	0	0	0	0.0
3	968	3640	0	0	0	0	0	0	0.0	3	968	932	0	0	0	0	0.0
1	784	2170	0	0	0	0	0	0	0.0	1	784	367	0	0	0	0	0.0
1	3946	3770	0	0	0	0	0	0	0.0	1	3943	564	0	0	0	0	0.0
0	0	0	0	0	0	0	0	0	0.0	0	0	0	0	0	0	0	0.0
1	4080	3156	0	0	0	0	0	0	0.0	1	4080	451	0	0	0	0	0.0
1	0	64	0	0	0	0	0	0	0.0	1	0	5	0	0	0	0	0.0
1	0	0	0	0	0	0	0	0	0.0	1	0	0	0	0	0	0	0.0
1	5	1	2	65	6	0	0	0	657.4	1	5	900	25	2	65	6	409.7
1	15126	1800	0	0	0	0	0	0	0.0	1	15126	40	0	0	0	0	0.0
1	803	40	0	0	0	0	0	0	0.0	1	803	40	0	0	0	0	0.0
1	25174	12445	0	0	0	0	0	0	0.0	1	25174	12445	0	0	0	0	0.0
0	0	0	0	74	63	0	0	0	118.6	0	0	0	0	0	0	0	0.0
0	7509	476	0	0	0	0	0	0	0.0	0	0	0	0	0	0	0	0.0
1	948	338	0	0	0	0	0	0	0.0	1	948	78	0	0	0	0	0.0
2	358	205	0	0	0	0	0	0	0.0	2	358	66	0	0	0	0	0.0
3	159	256	0	0	0	0	0	0	0.0	3	159	141	0	0	0	0	0.0
1	17	45	0	0	0	0	0	0	0.0	1	17	8	0	0	0	0	0.0
1	4653	1252	0	0	0	0	0	0	0.0	1	4653	315	0	0	0	0	0.0
2	53	34	0	0	0	0	0	0	0.0	2	53	4	0	0	0	0	0.0
2	11299	6348	0	0	0	0	0	0	0.0	2	11299	1179	0	0	0	0	0.0
1	69	75	1	486	394	0	0	0	100.8	1	486	78	89	1	486	0	114.5
2	10764	1615	0	0	0	0	0	0	0.0	2	10764	538	0	0	0	0	0.0
1	200	204	0	0	0	0	0	0	0.0	1	200	90	0	0	0	0	0.0
4	200	204	0	0	0	0	0	0	0.0	4	200	96	0	0	0	0	0.0
3	4440	2224	7	9411	4725	0	0	0	139.3	3	4440	222	258	3	5357	272	179.0

PERIOD COVERED: OCT 1993 - SEP 1994

Table III - 1. Companies Participating in the DOD Subcontracting Program.

CODE	COMPANY	CITY	SURV ST DATE	TERR P Q K E D S	CUMULATIVE CURRENT FISCAL YEAR (1994)				CUMULATIVE PREVIOUS FISCAL YEAR (1993)								
					TOTAL \$AMT	SMALL \$AMT	PCT	DISADV PCT	TOTAL \$AMT	SMALL \$AMT	PCT	DISADV PCT					
4993	BEAN TECHNICAL EXCAVATION	SLIDELL	LA NONE	S	5127	152	3.0	0	0	0	0	0	0	0	0	0	0
5450	BEAR/BEERS (JOINT VENTURE)	BELLE CHASSE	LA 9406	P	319	281	88.2	56	17.7	0	0	0	0	0	0	0	0
4518	BEAR BROTHERS INC	MONTGOMERY	AL 9312	P	60	60	100.0	0	0	0	0	0	0	0	0	0	0
5318	BEIN, FROST WILLIAM ASSOC	IRVINE	CA NONE	P	0	0	0.0	0	0	0	0	0	0	0	0	0	0
4543	BELL ATLANTIC CORPORATION	ARLINGTON	VA NONE	P	32165	19049	59.2	1954	6.1	0	0	0	0	0	0	0	0
3723	BELLSOUTH COMMUNICATION SYSTEMS	ROANOKE	VA NONE	B	502	1	.2	0	0	0	0	0	0	0	0	0	0
4449	BELL TOLLINS HAWAII	HONOLULU	HI NONE	P	0	0	0.0	0	0	0	0	0	0	0	0	0	0
5143	BENDER, ALLEN L INC	WEST SACRAMENT	CA NONE	P	461	381	82.6	0	0	0	0	0	0	0	0	0	0
3203	BENHAR, BOB INC	OKLAHOMA CITY	OK NONE	P	126	126	100.0	0	0	0	0	0	0	0	0	0	0
4903	BERSHAUER/PHILLIPS CNSTR CO	OKLAHOMA CITY	OK NONE	P	941	785	83.4	78	8.3	0	0	0	0	0	0	0	0
5125	BIRD ENVIRONMENTAL TECHNOLOGIES	TRUMBULL	CT NONE	P	77	59	76.3	13	16.3	0	0	0	0	0	0	0	0
5400	BLACK & VEATCH	KANSAS CITY	MO 9410	P	4460	1878	41.9	773	17.3	0	0	0	0	0	0	0	0
5075	BLACK CONSTRUCTION CORP	BARRIGADA	GU NONE	P	2928	2694	92.0	1545	52.8	0	0	0	0	0	0	0	0
5405	BLACK, E LIMITED	HONOLULU	HI NONE	P	0	0	0.0	0	0	0	0	0	0	0	0	0	0
5276	BLASLAND, BOUCK & LEE, INC.	COLUMBIA	MD NONE	P	3	3	95.2	0	0	0	0	0	0	0	0	0	0
5456	BLINDERMAN CONSTRUCTION CO INC	NORTHBROOK	IL NONE	P	12997	12270	94.4	972	7.5	0	0	0	0	0	0	0	0
4979	BOH BROS CONSTRUCTION CO INC	NEW ORLEANS	LA NONE	P	1115	915	82.1	709	63.6	0	0	0	0	0	0	0	0
5468	BOLAND, DAVID INC	TITUSVILLE	FL NONE	P	37	37	100.0	0	0	0	0	0	0	0	0	0	0
4408	BOOKER ASSOCIATES INC	SAINT LOUIS	MO NONE	P	45	37	83.4	1	2.4	0	0	0	0	0	0	0	0
4827	BOULLON CRKST/HERSON SCHAIER	SEATTLE	WA 9410	P	204	132	65.2	8	3.8	0	0	0	0	0	0	0	0
4943	BOVAY NORTHWEST INC	SPOKANE	WA NONE	P	277	223	80.5	54	19.8	0	0	0	0	0	0	0	0
4978	BOYLE ENGINEERING CORPORATION	DENVER	CO NONE	P	2472	2299	93.0	475	19.2	0	0	0	0	0	0	0	0
5232	BRADEBURY & STARR CNSTR CO	ALEXANDRIE	NH 9606	P	1465	395	27.0	145	9.6	0	0	0	0	0	0	0	0
5228	BRAND MARINE SERVICES, INC.	MINNEAPOLIS	MN NONE	P	96	41	42.3	4	4.2	0	0	0	0	0	0	0	0
5142	BRAIN INTERTEC CORPORATION	MINNEAPOLIS	MN NONE	P	0	0	0.0	0	0	0	0	0	0	0	0	0	0
4074	BRB CONTRACTORS, INC	TOPEKA	KS NONE	P	65	2	2.9	0	0	0	0	0	0	0	0	0	0
4247	BREUER ENVIRONMENTAL INDS	HONOLULU	HI NONE	P	143	143	100.0	102	71.3	0	0	0	0	0	0	0	0
4131	BRH-GARVER, INC	HOUSTON	TX NONE	P	4608	2610	56.6	1050	22.8	0	0	0	0	0	0	0	0
4828	BRINJAC KAMLIC & ASSOCIATES	HARRISBURG	PA NONE	P	18	10	55.0	3	19.0	0	0	0	0	0	0	0	0
4359	BROADMOOR	METALISRE	LA 9305	P	49	49	100.0	3	6.5	0	0	0	0	0	0	0	0
5147	BROUN & ROOT ENVIRONMENTAL	HOUSTON	TX 9410	P	0	0	0.0	0	0	0	0	0	0	0	0	0	0
4154	BROUN & ROOT SERVICES CORPORATION	HOUSTON	TX 9402	P	19462	18931	96.6	4897	25.1	0	0	0	0	0	0	0	0
5113	BROUN & ROOT INC	HURST	TX 9402	P	3002	193	50.0	857	28.5	0	0	0	0	0	0	0	0
4324	BROUNING CONSTRUCTION CO.	SAV ANTONIO	TX 9311	P	0	0	0.0	0	0	0	0	0	0	0	0	0	0
4859	BUCHER WILLIS RILFF CNSLG ENGN	TYLER	TX 9312	P	11	11	100.0	0	0	0	0	0	0	0	0	0	0
5293	BURNS & MCDONNELL ENGINEERING CO	KANSAS CITY	MO 9302	P	8	5	61.0	0	0	0	0	0	0	0	0	0	0
4241	BURNS & MCDONNELL ENGINEERING CO	KANSAS CITY	MO 9410	P	615	359	58.5	42	6.8	0	0	0	0	0	0	0	0
3743	C CONSTRUCTION CO, INC	TYLER	TX 9410	P	25714	20783	80.8	6	0.2	0	0	0	0	0	0	0	0
3746	C D H FEDERAL PROGRAMS CORP	CAMBRIDGE	MA 5004	P	3743	1890	50.5	249	6.7	0	0	0	0	0	0	0	0
2803	CADELL CONSTRUCTION CO., INC.	MONTGOMERY	AL 8703	P	17131	5896	34.4	1087	6.3	0	0	0	0	0	0	0	0
4807	CAJUN CONTRACTORS, INC	BATON ROUGE	LA NONE	P	2189	1390	63.5	193	8.8	0	0	0	0	0	0	0	0
5097	CALIAS CONTRACTORS, INC	HOUSTON	TX NONE	P	919	919	100.0	22	2.5	0	0	0	0	0	0	0	0
3488	CARSON TRAVEL NETWORK	SAVANNAH	GA NONE	P	27483	27483	100.0	925	3.4	0	0	0	0	0	0	0	0
4836	CARRIS CONSTRUCTION INC	TUCSON	AZ NONE	P	947	947	100.0	0	0	0	0	0	0	0	0	0	0
3464	CAROTHERS CONSTRUCTION INC	WATER VALLEY	MS 9410	P	24397	23328	95.6	991	4.1	0	0	0	0	0	0	0	0

Prepared By: Washington Headquarters Services
 Directorate for Information Operations and Reports

Table III - 1. Companies Participating in the DoD Subcontracting Program: PERIOD COVERED: OCT 1993 - SEP 1994

SMALL BUSINESS SUBCONTRACT GOALS					SMALL DISADVANTAGED BUSINESS SUBCONTRACT GOALS											
COMPLETED THIS FY MET GOALS			COMPLETED THIS FY NOT MET GOAL		ACTIVE			COMPLETED THIS FY MET GOALS		COMPLETED THIS FY NOT MET GOAL						
NO OF CTRTS	CONTRACT \$ AMT	GOAL \$ AMT	ACHIEVE PCT	ACHIEVE \$ AMT	NO OF CTRTS	CONTRACT \$ AMT	GOAL \$ AMT	ACHIEVE PCT	NO OF CTRTS	CONTRACT \$ AMT	GOAL \$ AMT	ACHIEVE PCT	NO OF CTRTS	CONTRACT \$ AMT	GOAL \$ AMT	ACHIEVE PCT
1	8403	302	0	0	0	0	0	0	0	0	0	0	0	0	0	0
2	319	2654	0	0	2	319	433	0	0	0	0	0	0	0	0	0
1	3685	3153	0	0	1	3685	347	0	0	0	0	0	0	0	0	0
1	45625	8212	0	0	1	45625	2281	0	0	0	0	0	0	0	0	0
3	33547	5309	0	0	3	33547	1533	0	0	0	0	0	0	0	0	0
1	316	1922	0	0	1	316	226	0	0	0	0	0	0	0	0	0
1	8378	2667	0	0	1	8378	483	0	0	0	0	0	0	0	0	0
0	0	0	0	0	0	0	0	0	1	126	55	159.7	1	4013	243	241
0	0	0	0	0	0	0	0	0	1	941	0	78	0	0	0	0
1	91	531	0	0	1	91	43	0	0	0	0	0	0	0	0	0
6	7509	475	0	0	2	7509	78	0	0	0	0	0	0	0	0	0
2	2928	378	0	0	6	2928	280	0	0	0	0	0	0	0	0	0
1	3	31	0	0	1	3	10	0	0	0	0	0	0	0	0	0
2	12997	4055	0	0	2	12997	650	0	0	0	0	0	0	0	0	0
2	1377	1063	0	0	2	1377	874	0	0	0	0	0	0	0	0	0
2	76	77	0	0	2	76	13	0	0	0	0	0	0	0	0	0
1	118	77	0	0	1	118	9	0	0	0	0	0	0	0	0	0
1	145	16	0	0	1	145	8	0	0	0	0	0	0	0	0	0
1	2473	2283	0	0	1	2473	826	0	0	0	0	0	0	0	0	0
1	1498	217	0	0	1	1498	76	0	0	0	0	0	0	0	0	0
1	96	14	0	0	1	96	7	0	0	0	0	0	0	0	0	0
1	3914	1490	0	0	1	3914	142	0	0	0	0	0	0	0	0	0
1	160	152	0	0	1	160	8	0	0	0	0	0	0	0	0	0
1	4608	2983	0	0	1	4608	381	0	0	0	0	0	0	0	0	0
1	18	4	0	0	1	18	1	0	0	0	0	0	0	0	0	0
0	0	0	0	0	1	0	0	0	0	12463	30	30	100.4	0	0	0
2	76767	1115	0	0	2	76767	140	0	0	0	0	0	0	0	0	0
11	107988	107988	100	107988	11	107988	19233	100	107988	14932	945	2200	232.8	34638	11084	6200
0	0	0	0	0	0	0	0	0	0	0	0	0	0	0	0	55.9
0	0	0	0	0	1	3003	167	0	0	1	3003	167	857	0	0	0
0	0	0	0	0	1	443	4383	124.8	0	0	0	0	0	4413	770	699
0	99	188	0	0	1	99	14	0	0	0	0	0	0	0	0	90.8
1	839	906	0	0	1	839	27	0	0	0	0	0	0	0	0	0
3	37024	11558	0	0	3	37024	432	0	0	0	0	0	0	0	0	0
8	5998	1106	0	0	8	5998	236	0	0	0	0	0	0	0	0	0
0	0	0	0	0	2	1672	1520	1668	109.7	0	18803	1699	2144	2596	59	0
1	2189	1524	0	0	0	0	0	0	0	0	0	0	0	0	0	0
1	919	919	0	0	1	919	22	0	0	0	0	0	0	0	0	0
1	185779	136584	0	0	0	0	0	0	0	0	0	0	0	0	0	0
2	5028	3220	0	0	2	5028	5342	0	0	0	170	189	111.6	1624	91	42
6	35987	35475	0	0	6	35987	3159	0	0	0	0	0	0	4369	168	126

PERIOD COVERED: OCT 1993 - SEP 1994

Table III - 1. Companies Participating in the DoD Subcontracting Program.

CODE	COMPANY	CITY	ST	DATE	TYPE	FISCAL YEAR	TOTAL \$AMT	CUMULATIVE FISCAL YEAR (1994)				CUMULATIVE PREVIOUS FISCAL YEAR (1993)				HBCU/RTI PCT	\$AMT	JOB PCT	
								\$AMT	SMALL PCT	DISADV PCT	HBCU/RTI PCT	\$AMT	SMALL PCT	DISADV PCT	HBCU/RTI PCT				
4384	CAROTHERS CONSTRUCTION INC.	WATER VALLEY	MS	9212	P	Y	0	0	0.0	0	0	0	0	0	0	0	0	0	0.0
4783	GARSON WAGON IT TRAVEL	ALEXANDRIA	VA	NONE	P	N	6744	6744	100.0	0	0	0	0	0	0	0	0	0	0.0
4381	CARTER & BURGESS, INC	FORT WORTH	TX	NONE	P	N	20	20	100.0	2	8.2	0	0	0	0	0	0	0	0.0
3385	DEI MA-CON, INC	NORCROSS	GA	NONE	P	N	66	66	100.0	0	0.0	0	0	0	0	0	0	0	0.0
4885	CBPO OF AMERICA	SANTA ANA	CA	NONE	P	N	372	372	100.0	0	0.0	0	0	0	0	0	0	0	0.0
5386	CCC GROUP INC	SAN ANTONIO	TX	NONE	P	N	181	181	100.0	19	10.5	0	0	0	0	0	0	0	0.0
4844	GENEX BATESON CONSTRUCTION COMP	DALLAS	TX	NONE	P	N	2505	2505	100.0	407	16.2	0	0	0	0	0	0	0	0.0
4914	CENEX-RONEY CONSTRUCTION CO	FT LAUDERDALE	FL	NONE	P	N	4782	4782	100.0	21	4.4	0	0	0	0	0	0	0	0.0
2846	CENRIC-JONES CO	DEVER	CO	NONE	P	N	5110	5110	100.0	0	0.0	0	0	0	0	0	0	0	0.0
4613	CH2M HILL COMPANIES LTD	ANCHORAGE	AK	9306	P	N	482	482	100.0	0	0.0	0	0	0	0	0	0	0	0.0
5212	CH2M HILL COMPANIES LTD	SAN JOSE	CA	NONE	P	N	0	0	0.0	0	0.0	0	0	0	0	0	0	0	0.0
0222	CHAMBERLAIN MANUFACTURING CORP.	SCANTON	PA	8909	P	Y	20232	20232	100.0	19	9.3	0	0	0	0	0	0	0	0.0
5277	CHAMBERS GROUP, INC	IRVINE	CA	NONE	P	N	0	0	0.0	0	0.0	0	0	0	0	0	0	0	0.0
4970	CHEMICAL WASTE MANAGEMENT	FREMONT	CA	9409	P	Y	689	689	100.0	18	2.6	0	0	0	0	0	0	0	0.0
5076	CHESTER ENVIRONMENTAL	GAITHERSBURG	MD	NONE	P	Y	2	2	100.0	0	0.0	0	0	0	0	0	0	0	0.0
3937	CIVIL CONSTRUCTORS, INC.	EAST HOLME	IL	9406	P	Y	4888	1455	29.8	104	7.1	0	0	0	0	0	0	0	0.0
4226	CIVIL CONSTRUCTORS, INC. OF IOWA	WEST DES MOINES	IA	9305	P	Y	19	19	100.0	0	0.0	0	0	0	0	0	0	0	0.0
4128	CLAYTON ENVIRONMENTAL INC/CONS	SAN ANTONIO	TX	NONE	P	N	19	19	100.0	0	0.0	0	0	0	0	0	0	0	0.0
4228	COCKE BARLETT JOHNSON CO	LONG BEACH	CA	NONE	P	N	10628	10628	100.0	653	6.1	0	0	0	0	0	0	0	0.0
4365	CONNOLLY-PACIFIC CO.	LONG BEACH	CA	NONE	P	Y	24	24	100.0	0	0.0	0	0	0	0	0	0	0	0.0
5275	CONSTRUCTORS ULDER INC	ANCHORAGE	AK	9407	P	N	825	825	100.0	252	30.5	0	0	0	0	0	0	0	0.0
4333	CONTI A A & SON INC	U CHICAGO	IL	9311	P	Y	66	66	73.6	0	0.0	0	0	0	0	0	0	0	0.0
5061	CONTI ENVIRONMENTAL INC	S PLAINFIELD	NJ	NONE	P	Y	5283	5178	98.0	537	10.2	0	0	0	0	0	0	0	0.0
5003	CONTINENTAL ENGINEERING INC	MEMPHIS	TN	NONE	P	N	219	166	75.8	9	4.2	0	0	0	0	0	0	0	0.0
5096	COUCH INC	DOTHAN	AL	9308	P	N	223	223	100.0	22	9.8	0	0	0	0	0	0	0	0.0
5196	COUCH INC	DOTHAN	AL	9308	P	N	235	235	100.0	22	9.3	0	0	0	0	0	0	0	0.0
5209	CRAIGROD MURPHY & TILLY INC	SPRINGFIELD	IL	NONE	P	Y	145	145	100.0	0	0.0	0	0	0	0	0	0	0	0.0
5293	CRASS INC	GREENVILLE	SC	NONE	P	Y	365	365	100.0	0	0.0	0	0	0	0	0	0	0	0.0
4864	DAMES & MOORE	ANCHORAGE	AK	9401	P	N	221	221	100.0	1	7.5	0	0	0	0	0	0	0	0.0
4825	DAMES & MOORE	LOS ANGELES	CA	NONE	P	Y	1369	282	20.7	103	7.5	0	0	0	0	0	0	0	0.0
5266	DANIEL HANNA JOHNSON MENDENHALL	WASHINGTON	DC	9310	P	Y	5815	1087	18.0	11	1.5	0	0	0	0	0	0	0	0.0
5233	DAVIS CONSTRUCTORS & ENGINEERS	ANCHORAGE	AK	9406	P	N	715	107	14.9	67	2.3	0	0	0	0	0	0	0	0.0
5462	DAVY INTERNATIONAL	SAN RAMON	CA	9408	P	N	2879	2795	97.1	0	0.0	0	0	0	0	0	0	0	0.0
1834	DAUSON CONSTRUCTION COMPANY	GADSDEN	AL	9410	P	N	4903	678	13.8	0	0.0	0	0	0	0	0	0	0	0.0
0285	DAVY & ZIMMERMAN INC/LOVE STAR	TEARKANA	TX	9211	P	Y	10792	10352	95.4	128	1.2	0	0	0	0	0	0	0	0.0
4341	DE BRA FRED B COMPANY THE	CINCINNATI	OH	NONE	P	Y	281	207	73.8	0	0.0	0	0	0	0	0	0	0	0.0
3814	DEL JEN INC - DELAWARE/DRTH,KS	ROLLING HILLS	CA	NONE	P	Y	381	381	100.0	0	0.0	0	0	0	0	0	0	0	0.0
4832	DEL JEN INC - OREGON PROJ	ROLLING HILLS	CA	NONE	P	Y	0	0	0.0	0	0.0	0	0	0	0	0	0	0	0.0
5408	DEL-JEN INC	PLS VPOS PMSL	CA	NONE	P	Y	178	178	100.0	0	0.0	0	0	0	0	0	0	0	0.0
4519	DEL-JEN INC - ARKANSAS PROJECT	BARLING	AR	NONE	P	Y	969	968	100.0	0	0.0	0	0	0	0	0	0	0	0.0
4326	DEL-JEN INC - FT CAMPBELL	ROLLING HILLS	CA	NONE	P	N	140	140	100.0	32	6.2	0	0	0	0	0	0	0	0.0
4526	DEL-JEN INC - TENNESSEE PROJECT	ROLLING HILLS	CA	NONE	P	N	0	0	0.0	0	0.0	0	0	0	0	0	0	0	0.0
4837	DIANI A J CONSTRUCTION CO	SANTA MARIA	CA	9205	P	N	0	0	0.0	0	0.0	0	0	0	0	0	0	0	0.0

Prepared By: Washington Headquarters Services
Directorate for Information Operations and Reports

Table III-1. Companies Participating in the DoD Subcontracting Program:
PERIOD COVERED: OCT 1993 - SEP 1994

Army Detail Listing (continued)

SMALL BUSINESS SUBCONTRACT GOALS						SMALL DISADVANTAGED BUSINESS SUBCONTRACT GOALS								
COMPLETED THIS FY MET GOALS			COMPLETED THIS FY NOT MET GOAL			COMPLETED THIS FY MET GOALS			COMPLETED THIS FY NOT MET GOAL					
NO. OF CONTRACTS	CONTRACT \$ AMT	GOAL \$ AMT	NO. OF CONTRACTS	CONTRACT \$ AMT	GOAL \$ AMT	NO. OF CONTRACTS	CONTRACT \$ AMT	GOAL \$ AMT	NO. OF CONTRACTS	CONTRACT \$ AMT	GOAL \$ AMT	ACHIEVE PCT	ACHIEVE PCT	
1	7125	4442	0	0	0	1	7125	776	0	0	0	0	0	
0	11642	26755	0	0	0	0	11642	24472	0	0	0	0	0	
2	121	77	0	0	0	2	121	10	0	0	0	0	0	
1	14075	358	0	0	0	1	14075	358	0	0	0	0	0	
1	13278	1904	0	0	0	1	13278	1316	0	0	0	0	0	
2	181	652	0	0	0	2	181	652	0	0	0	0	0	
0	48861	26300	1	43158	33519	1	48861	5000	0	0	0	1647	51.7	
2	5079	5250	0	0	0	2	5079	520	0	0	0	0	0	
1	1008	120	0	0	0	1	1008	10	0	0	0	0	0	
0	0	0	0	0	0	0	0	0	0	0	0	0	0	
3	30201	6393	0	0	0	3	30201	108	0	0	0	11	87.6	
1	0	146	0	0	0	0	0	29	0	0	0	0	0	
1	5558	2166	0	0	0	1	5558	315	0	0	0	0	0	
1	4	1	0	0	0	1	4	*	0	0	0	0	0	
1	8684	4947	0	0	0	1	8684	304	0	0	0	0	0	
1	0	0	0	0	0	0	0	0	0	0	0	2	61.2	
1	292	3808	0	0	0	0	292	137	0	0	0	0	0	
1	10628	125	0	0	0	1	10628	473	0	0	0	0	0	
1	101	0	0	0	0	1	101	73	0	0	0	0	0	
1	825	689	0	0	0	1	825	129	0	0	0	0	0	
1	1825	1103	0	0	0	1	1825	328	0	0	0	0	0	
1	5798	778	0	0	0	1	5798	415	0	0	0	0	0	
3	219	68	0	0	0	3	219	5	0	0	0	0	0	
1	223	1500	0	0	0	1	223	225	0	0	0	0	0	
1	235	1500	0	0	0	1	235	225	0	0	0	0	0	
2	1178	620	0	0	0	2	1178	253	0	0	0	0	0	
1	221	23	0	0	0	1	221	*	0	0	0	0	0	
1	8	4	0	0	0	1	8	8	0	0	0	0	0	
6	6023	786	1	14	9	6	6023	290	0	0	3	125.7	0	
8	7921	5234	1	14	1	8	7921	1289	0	14	2	* 153.2	0	
1	1650	95	0	0	380	1	1650	30	0	0	0	0	156	68.4
2	2879	5885	0	0	0	2	2879	918	0	0	0	0	0	0
4	5819	8440	1	610	305	4	5819	1509	0	0	0	0	67	0
2	10792	11080	0	0	0	2	10792	1052	0	0	0	0	0	0
0	279446	188216	0	0	0	2	279446	6012	0	0	0	0	0	0
0	0	0	1	745	466	0	0	0	0	0	0	745	106	33.0
1	281	2825	0	0	0	1	281	175	0	0	0	0	0	0
1	660	690	0	0	0	1	660	69	0	0	0	0	0	0
1	170	492	0	0	0	1	170	33	0	0	0	0	0	0
1	533	1706	0	0	0	1	533	171	0	0	0	0	0	0
1	2831	3648	0	0	0	1	2831	456	0	0	0	0	0	0
1	1028	1025	0	0	0	1	1028	102	0	0	0	0	0	0
0	0	0	1	200	77	0	0	0	0	0	0	200	46	98.1

Table III-1. Companies Participating in the DoD Subcontracting Program: PERIOD COVERED: OCT 1993 - SEP 1994

SMALL BUSINESS SUBCONTRACT GOALS				SMALL DISADVANTAGED BUSINESS SUBCONTRACT GOALS					
ACTIVE		COMPLETED THIS FY MET GOALS		COMPLETED THIS FY NOT MET GOAL		COMPLETED THIS FY MET GOALS		COMPLETED THIS FY NOT MET GOAL	
NO OF CONTRACTS	GOAL \$ AMT	NO OF CONTRACTS	GOAL \$ AMT	NO OF CONTRACTS	GOAL \$ AMT	NO OF CONTRACTS	GOAL \$ AMT	NO OF CONTRACTS	GOAL \$ AMT
3	9929	0	0	0	0	3	9929	407	0
1	49720	0	0	0	0	1	49720	2594	0
1	16	0	0	0	0	1	16	50	0
1	0	0	0	0	0	1	0	0	0
1	3521	0	0	0	0	1	644	644	0
0	0	1	431	0	0	0	0	0	0
2	1459	0	0	0	0	2	1459	147	0
0	0	1	37	0	0	0	0	0	0
3	381	0	0	0	0	3	381	11	0
1	2391	0	0	0	0	1	2391	0	0
1	19823	0	0	0	0	1	28501	3671	0
1	1575	0	0	0	0	1	6041	131	0
1	104	0	0	0	0	1	1356	228	0
3	129	0	0	0	0	3	129	229	0
1	403	0	0	0	0	1	287	31	0
5	4344	0	0	0	0	5	4344	0	0
1	330	0	0	0	0	1	29	26	0
1	242	0	0	0	0	1	1992	30	0
2	104	0	0	0	0	2	53	12	0
14	66556	0	0	0	0	14	65011	16007	0
14	50422	0	0	0	0	14	57280	15813	0
1	29	0	0	0	0	1	758	15	0
13	1940	0	0	0	0	13	2602	308	0
1	5442	0	0	0	0	1	25673	1448	0
1	147	0	0	0	0	1	220	8	0
14	54202	1	536	0	0	14	70317	18072	113
4	1341	0	0	0	0	4	1083	142	0
2	1703	0	0	0	0	2	5914	851	0
1	2066	0	0	0	0	1	146	261	0
1	1132	0	0	0	0	1	2348	199	0
1	371	0	0	0	0	1	2961	68	0
1	1505	0	0	0	0	1	361	177	0
2	900	0	0	0	0	2	71	71	0
1	9110	0	0	0	0	1	23585	9110	0
3	556	1	268	0	0	3	1121	49	0
1	0	0	0	0	0	0	0	0	0
1	0	0	0	0	0	0	0	0	0
2	150	0	0	0	0	2	3432	15	0
3	3686	0	0	0	0	3	24222	1467	0
1	339	0	0	0	0	1	160	62	0
1	0	0	0	0	0	0	0	0	0
1	5886	0	0	0	0	1	29091	1422	0
5	7245	0	0	0	0	5	18285	1385	0
2	960	0	0	0	0	2	56	82	0
2	688	0	0	0	0	2	964	131	0

Table III - 1. Companies Participating in the DoD Subcontracting Program: PERIOD COVERED: OCT 1993 - SEP 1994

SMALL BUSINESS SUBCONTRACT GOALS										SMALL DISADVANTAGED BUSINESS SUBCONTRACT GOALS									
ACTIVE					COMPLETED THIS FY NET GOALS					COMPLETED THIS FY NET GOALS					COMPLETED THIS FY NET GOALS				
NO OF CONTRACT CTRTS	CONTRACT \$ AMT	GOAL \$ AMT	ACHIEVE \$ AMT	ACHIEVE PCT	NO OF CONTRACT CTRTS	CONTRACT \$ AMT	GOAL \$ AMT	ACHIEVE \$ AMT	ACHIEVE PCT	NO OF CONTRACT CTRTS	CONTRACT \$ AMT	GOAL \$ AMT	ACHIEVE \$ AMT	ACHIEVE PCT	NO OF CONTRACT CTRTS	CONTRACT \$ AMT	GOAL \$ AMT	ACHIEVE \$ AMT	ACHIEVE PCT
1	3467	1067	0	0.0	0	0	0	0	0.0	1	3467	95	0	0.0	0	0	0	0	0.0
1	381	92	0	0.0	0	0	0	0	0.0	0	0	0	0	0.0	0	0	0	0	0.0
1	0	18	0	0.0	0	0	0	0	0.0	0	0	0	0	0.0	0	0	0	0	0.0
3	31836	4345	0	0.0	0	0	0	0	0.0	3	31836	1732	0	0.0	0	0	0	0	0.0
1	1416	589	0	0.0	0	0	0	0	0.0	1	1416	61	0	0.0	0	0	0	0	0.0
1	2243	2344	0	0.0	0	0	0	0	0.0	1	2243	170	0	0.0	0	0	0	0	0.0
1	0	8	0	0.0	0	0	0	0	0.0	1	0	1	0	0.0	0	0	0	0	0.0
0	0	0	125 502.0	0.0	0	0	0	0	0.0	0	0	0	14 288.4	0.0	0	0	0	0	0.0
1	19	996	0	0.0	0	0	0	0	0.0	1	19	0	0	0.0	0	0	0	0	0.0
9	3124	0	0	0.0	0	0	0	0	0.0	9	3124	424	0	0.0	0	0	0	0	0.0
0	0	0	135 164.6	0.0	0	0	0	0	0.0	0	0	42	88 208.6	0.0	0	0	0	0	0.0
1	203	25	0	0.0	0	0	0	0	0.0	1	203	0	0	0.0	0	0	0	0	0.0
1	7181	6280	0	0.0	0	0	0	0	0.0	1	7181	6280	0	0.0	0	0	0	0	0.0
1	344	30	0	0.0	0	0	0	0	0.0	1	344	4	0	0.0	0	0	0	0	0.0
3	853	230	0	0.0	0	0	0	0	0.0	3	853	355	0	0.0	0	0	0	0	0.0
0	0	0	0	0.0	0	0	0	0	0.0	0	0	395	274	0.0	0	0	0	0	0.0
2	10450	7320	0	0.0	0	0	0	0	0.0	2	10450	1081	0	0.0	0	0	0	0	0.0
1	170	113	0	0.0	0	0	0	0	0.0	1	170	9	0	0.0	0	0	0	0	0.0
0	0	0	128 849.7	0.0	0	0	0	0	0.0	0	0	0	0	0.0	0	0	0	0	0.0
2	4687	1386	447 131.2	0.0	0	0	0	0	0.0	2	4687	89	34	37 107.4	0.0	1	151	8	7 89.5
6	139	190	0	0.0	0	0	0	0	0.0	6	139	18	0	0.0	0	0	0	0	0.0
1	2840	1834	0	0.0	0	0	0	0	0.0	1	2840	245	0	0.0	0	0	0	0	0.0
1	0	120	0	0.0	0	0	0	0	0.0	1	0	20	0	0.0	0	0	0	0	0.0
4	6609	2504	0	0.0	0	0	0	0	0.0	4	6609	507	0	0.0	0	0	0	0	0.0
4	3845	510	193 512.7	0.0	0	0	0	0	0.0	4	3845	85	0	0.0	0	0	0	0	0.0
2	728	782	210 131.7	0.0	0	0	0	0	0.0	2	728	42	0	0.0	0	0	0	0	0.0
3	48793	44923	0	0.0	0	0	0	0	0.0	3	48793	4168	0	0.0	0	0	0	0	0.0
1	417	464	0	0.0	0	0	0	0	0.0	1	417	45	0	0.0	0	0	0	0	0.0
0	0	0	1008 117.7	0.0	0	0	0	0	0.0	0	0	1254	100	126 126.2	0.0	0	0	0	0.0
1	8442	2165	0	0.0	0	0	0	0	0.0	1	8442	1625	0	0.0	0	0	0	0	0.0
1	207	21	0	0.0	0	0	0	0	0.0	1	207	10	0	0.0	0	0	0	0	0.0
3	39458	13705	0	0.0	0	0	0	0	0.0	3	39458	1705	0	0.0	0	0	0	0	0.0
1	4272	1336	0	0.0	0	0	0	0	0.0	1	4272	67	0	0.0	0	0	0	0	0.0
1	1835	3825	0	0.0	0	0	0	0	0.0	1	1835	382	0	0.0	0	0	0	0	0.0
2	1509	805	0	0.0	0	0	0	0	0.0	2	1509	88	0	0.0	0	0	0	0	0.0
2	8282	562	0	0.0	0	0	0	0	0.0	2	8282	378	0	0.0	0	0	0	0	0.0
1	216	24	0	0.0	0	0	0	0	0.0	1	216	12	0	0.0	0	0	0	0	0.0
1	307	1461	0	0.0	0	0	0	0	0.0	1	307	104	0	0.0	0	0	0	0	0.0
1	13	113	0	0.0	0	0	0	0	0.0	1	13	13	0	0.0	0	0	0	0	0.0
1	0	23	0	0.0	0	0	0	0	0.0	1	0	6	0	0.0	0	0	0	0	0.0
3	1269	1497	124	109 72.5	1	124	150	109 72.5	72.5	3	1269	964	0	0.0	0	0	0	0	0.0

Table III - 1. Companies Participating in the DoD Subcontracting Program:

PERIOD COVERED:	OCT 1993 - SEP 1994	Army Detail Listing (continued)																
		CUMULATIVE FISCAL YEAR (1994)										CUMULATIVE PREVIOUS FISCAL YEAR (1993)						
		CODE	COMPANY	CITY	ST	DATE	TOTAL \$AMT	SMALL \$AMT	PCT	DISADV PCT	HEOU/MT	WOB PCT	TOTAL \$AMT	SMALL \$AMT	PCT	DISADV PCT	HEOU/MT	WOB PCT
5133	HDR ENGINEERING, INC.	CHANA	NE	NONE	P	2227	526	23.6	6.9	0	0	21966	0	0	0	0	0	0
1306	HEISEL PHELPS CONSTRUCTION CO.	GEELECY	CO	8710	P	114659	6026	52.5	6.0	0	0	10982	50.0	0	4292	19.5	0	0
0504	HEIGULES INC/PADFORD ARMY ARMO	PACIFIC	VA	9208	P	28755	11557	40.2	1.3	0	0	18880	60.0	0	257	12.8	0	0
0505	HEIGULES INC/SUMFLOWER ARMY ARMO	DESOTO	KS	9401	P	2942	1109	54.7	10.3	0	0	3499	77.5	0	553	12.2	0	0
*5270	HIGGERSON-BUCHANAN INC	CHESSAPEAKE	VA	NONE	P	0	0	.0	.0	0	0	0	.0	0	0	0	0	0
5344	HILL INTERNATIONAL INC	WILLINGBORO	NJ	NONE	P	94	0	.0	.0	0	0	0	.0	0	0	0	0	0
2209	HINTB CORPORATION	KANSAS CITY	MO	9108	P	73	73	100.0	13.2	0	0	235	100.0	0	36	15.3	0	0
5091	HINTB CONSTRUCTION COMPANY	ANCHORAGE	AK	9406	P	8889	7754	87.2	7.7	0	0	0	.0	0	0	0	0	0
1351	HOFERMAN CONSTRUCTION	LA S CRUCES	NM	9308	P	2078	1854	89.2	49.4	0	0	1220	76.7	0	403	33.0	0	0
4771	HOLMES & NARVER CONSTRUCTION SVC	ABERDEEN	MD	NONE	P	595	595	100.0	25.1	149	25.1	617	100.0	0	24	3.9	0	0
5155	HOLMES & NARVER CONSTRUCTION INC	ABERDEEN	MD	NONE	P	320	320	100.0	25.2	149	25.2	922	99.8	0	85	9.2	0	0
4872	HOLMES & NARVER SERVICES INC	FORT DIX	NJ	NONE	P	1872	1793	95.8	15.1	309	15.1	480	43.0	0	0	0	0	0
4599	HOLMES & NARVER SERVICES INC	TOOLEE	UT	9309	P	6	6	100.0	.0	0	.0	0	.0	0	0	0	0	0
3590	HOLMES & NARVER SERVICES, INC	HONOLULU	HI	9409	P	6	6	100.0	.0	0	.0	1142	43.0	0	0	0	0	0
*4416	HOLMES & NARVER, INC.	ORANGE	CA	9309	P	2649	1489	55.4	42.3	1121	42.3	21	25.2	0	0	0	0	0
3061	HOLMES & NARVER, INC.	ALBUQUERQUE	NM	NONE	P	0	0	.0	.0	0	.0	82	100.0	0	0	0	0	0
0514	HOLLISTON DEFENSE CORPORATION	KINGSPORT	TN	9210	P	20750	12769	61.5	7.7	1606	7.7	31486	52.6	0	2515	8.0	0	0
1771	HOOKS MIKE INC	WESTLAKE	LA	9002	P	4122	2247	54.5	.6	25	.6	7814	64.5	0	37	0	0	0
5465	HORNER & SHERIN INC	SANIT LOUIS	MO	NONE	P	131	19	14.7	.0	0	.0	0	.0	0	0	0	0	0
*4539	HOSPITAL SHARE SERVICES OF CO	FT GARIBELL	KY	NONE	P	63	63	100.0	.0	0	.0	63	100.0	0	0	0	0	0
4693	HOUSTON STAFFING SERVICES	FLATWOOD	TX	9442	P	0	0	.0	.0	0	.0	0	.0	0	0	0	0	0
5064	HSC TECHNOLOGY A CORPORATION	SOUTH ORCA FRAM	CA	9205	P	802	802	100.0	.0	0	.0	0	.0	0	0	0	0	0
4615	HUBBARD CONSTRUCTION COMPANY	UTTERS PARK	FL	9205	P	0	0	.0	.0	0	.0	0	.0	0	0	0	0	0
5271	HULL-ZOLLARS INC	DALLAS	TX	NONE	P	0	0	.0	.0	0	.0	0	.0	0	0	0	0	0
3441	HUNT BUILDING CORPORATION	EL PASO	TX	9403	P	4274	4241	99.2	7	30	7	12258	94.2	0	2368	19.3	0	0
5081	HURST ENGINEERS INC	COCKYS HT VLY	MD	NONE	P	31	4	11.7	.0	0	.0	0	.0	0	0	0	0	0
5366	HYMAN GEORGE CONSTRUCTION CO	BETHESDA	MD	9010	P	35318	11377	32.2	1.5	532	1.5	0	.0	0	0	0	0	0
4869	HYMAN/MAHATTAN JOINT VENTURE	SAN ANTONIO	TX	9405	P	2169	2169	100.0	34.5	749	34.5	0	.0	0	1752	12.6	0	0
1428	I C I AMERICAS INC/INDIANA AAP	CHARLESTOWN	IN	9405	P	4215	3682	86.9	1.5	63	1.5	3908	85.9	0	76	2.0	0	0
0540	I C I AMERICAS INC/VOLUNTEER ARM	CHATTANOOGA	TN	8710	P	1317	1241	94.2	.3	4	.3	837	96.4	0	36	4.3	0	0
4017	I T CONSTRUCTION	TORRANCE	CA	9309	P	126124	65198	51.7	8.8	11149	8.8	0	.0	0	0	0	0	0
4917	IAR/GENERAL INC	HOUSTON	TX	NONE	P	2133	2133	100.0	51.2	1091	51.2	0	.0	0	0	0	0	0
5139	TDHAD SAND & GRAVEL CO, INC	HOUSTON	TX	NONE	P	997	997	100.0	10.5	105	10.5	0	.0	0	0	0	0	0
4631	INCA ENGINEERS INC	BELLEVUE	WA	NONE	P	57	23	40.4	.0	0	.0	0	.0	0	0	0	0	0
4098	INDECO INC	BETTENDORF	IA	NONE	S	32	88	95.5	0	0	0	155	100.0	0	0	0	0	0
*5217	INDUSTRIAL BUILDERS, INC	WEST FARRO	ND	NONE	P	3773	2275	60.3	0	703	0	0	.0	0	0	0	0	0
4542	IT-OHM JOINT VENTURE	SILVERDALE	LA	NONE	P	3000	3007	100.0	62.2	1865	62.2	8928	90.0	0	3674	41.2	0	0
4521	ITT/FEDERAL SERVICES CORPORATION	FORT LEONARD W	MO	9306	P	195	195	69.9	8	8	2.9	662	80.2	0	0	0	0	0
*4015	J. A. JONES CONSTRUCTION CO.	CHARLOTTE	NC	NONE	P	4468	2058	46.1	.8	35	.8	4267	50.3	0	433	16.1	0	0
4730	J. R. ROBERTS CORPORATION/KIRKHA	CITRUS HEIGHTS	CA	NONE	P	0	0	.0	.0	0	.0	0	.0	0	0	0	0	0
5099	JACOBS ENGINEERING GROUP INC	ALBUQUERQUE	NM	9308	P	1776	1699	95.7	.3	5	.3	0	.0	0	0	0	0	0
4539	JENSEN L & CO INC	KENNESAW	GA	9303	P	9879	8139	82.4	1.8	175	1.8	0	.0	0	0	0	0	0
4539	JENSEN L & CO INC	KENNESAW	GA	9303	P	0	0	.0	.0	0	.0	0	.0	0	0	0	0	0
4918	JHR INC	REPHALS	TX	NONE	P	8	8	100.0	48.5	4	48.5	0	.0	0	0	0	0	0

Table III-1. Companies Participating in the DoD Subcontracting Program:

PERIOD COVERED: OCT 1993 - SEP 1994															
SMALL BUSINESS SUBCONTRACT GOALS				SMALL DISADVANTAGED BUSINESS SUBCONTRACT GOALS				COMPLETED THIS FY NET GOALS				COMPLETED THIS FY NOT MET GOAL			
ACTIVE				ACTIVE				COMPLETED THIS FY NET GOALS				COMPLETED THIS FY NOT MET GOAL			
NO OF CTRTS	CONTRACT \$ AMT	GOAL \$ AMT	ACHIEVE PCT	NO OF CTRTS	CONTRACT \$ AMT	GOAL \$ AMT	ACHIEVE PCT	NO OF CTRTS	CONTRACT \$ AMT	GOAL \$ AMT	ACHIEVE PCT	NO OF CTRTS	CONTRACT \$ AMT	GOAL \$ AMT	ACHIEVE PCT
3	2227	397	0.0	3	2227	1118	0.0	0	0	0	0.0	0	0	0	0.0
7	14706	5620	0.0	7	114918	6827	0.0	0	0	0	0.0	0	0	0	0.0
1	37000	481	0.0	1	37000	481	0.0	0	0	0	0.0	0	0	0	0.0
0	6884	4039	0.0	1	6884	344	0.0	0	0	0	0.0	0	0	0	0.0
0	0	0	0.0	0	0	0	0.0	1	61	61	100.0	0	0	0	0.0
1	94	124	0.0	1	94	57	0.0	0	0	0	0.0	0	0	0	0.0
3	1808	1922	0.0	3	270	28	0.0	0	0	0	0.0	0	0	0	0.0
2	36	25	0.0	2	36	3	0.0	0	0	0	0.0	0	0	0	0.0
2	8889	4386	0.0	3	8889	482	0.0	0	0	0	0.0	0	0	0	0.0
1	3653	3913	0.0	1	3653	1761	0.0	0	0	0	0.0	0	0	0	0.0
1	1518	1785	0.0	1	1518	607	0.0	0	0	0	0.0	0	0	0	0.0
1	1514	232	0.0	1	1514	607	0.0	0	0	0	0.0	0	0	0	0.0
1	234	232	0.0	1	2976	741	0.0	0	0	0	0.0	0	0	0	0.0
1	1812	1793	0.0	1	1812	1793	0.0	0	0	0	0.0	0	0	0	0.0
2	8002	7174	0.0	2	8002	2781	0.0	0	0	0	0.0	0	0	0	0.0
1	142	50	0.0	1	142	10	0.0	0	0	0	0.0	0	0	0	0.0
1	62	17	0.0	1	62	7	0.0	0	0	0	0.0	0	0	0	0.0
3	2874	1149	0.0	3	2874	144	0.0	0	0	0	0.0	2	278	11	31.8
4	2498	1712	0.0	4	2498	85	0.0	0	0	0	0.0	0	0	0	0.0
1	131	90	0.0	1	131	18	0.0	0	0	0	0.0	0	0	0	0.0
1	63	65	0.0	1	63	5	0.0	0	0	0	0.0	0	0	0	0.0
1	802	36	0.0	1	802	38	0.0	0	0	0	0.0	0	0	0	0.0
0	0	0	0.0	0	0	0	0.0	1	24327	9846	100.0	0	0	0	0.0
0	0	0	0.0	0	0	0	0.0	0	0	0	0.0	0	0	0	0.0
3	16684	23272	0.0	3	16684	1885	0.0	0	0	0	0.0	0	0	0	0.0
1	31	56	0.0	1	31	56	0.0	0	0	0	0.0	0	0	0	0.0
2	34256	9697	0.0	2	34256	2042	0.0	0	0	0	0.0	0	0	0	0.0
1	193967	72000	0.0	1	193967	12600	0.0	0	0	0	0.0	0	0	0	0.0
2	3656	3535	0.0	2	3656	205	0.0	0	0	0	0.0	0	0	0	0.0
1	8324	6243	0.0	1	8324	416	0.0	0	0	0	0.0	0	0	0	0.0
13	43196	23740	0.0	13	43196	4355	0.0	0	0	0	0.0	0	0	0	0.0
0	0	0	0.0	0	0	0	0.0	1	773	58	69	122.5	0	0	0.0
1	97	1152	0.0	1	97	101	0.0	0	0	0	0.0	0	0	0	0.0
1	57	33	0.0	1	57	3	0.0	0	0	0	0.0	0	0	0	0.0
1	725	430	0.0	1	725	0	0.0	0	0	0	0.0	0	0	0	0.0
3	5618	918	0.0	3	3130	785	0.0	0	0	0	0.0	0	0	0	0.0
1	0	0	0.0	1	12675	367	0.0	0	0	0	0.0	0	0	0	0.0
0	0	0	0.0	0	0	0	0.0	1	714	36	236	660.9	0	0	0.0
3	2445	2445	0.0	3	58265	1145	0.0	0	0	0	0.0	0	0	0	0.0
0	0	0	0.0	0	0	0	0.0	0	0	0	0.0	1	4591	261	117
1	1783	1845	0.0	1	1783	140	0.0	0	0	0	0.0	0	0	0	44.7
10	5031	5031	0.0	10	6393	697	0.0	0	0	0	0.0	0	0	0	0.0
0	0	0	0.0	0	0	0	0.0	1	563	155	197	126.9	0	0	0.0
1	1035	910	0.0	1	1035	61	0.0	0	0	0	0.0	0	0	0	0.0

Prepared By: Washington Headquarters Services
Directorate for Information Operations and Reports

Table III-1. Companies Participating in the DoD Subcontracting Program: PERIOD COVERED: OCT 1993 - SEP 1994

SMALL BUSINESS SUBCONTRACT GOALS										SMALL DISADVANTAGED BUSINESS SUBCONTRACT GOALS									
COMPLETED THIS FY NET GOALS					COMPLETED THIS FY NOT MET GOAL					COMPLETED THIS FY NET GOALS					COMPLETED THIS FY NOT MET GOAL				
NO OF CONTRACT CTRTS	CONTRACT \$ AMT	GOAL \$ AMT	ACHIEVE \$ AMT	PCT	NO OF CONTRACT CTRTS	CONTRACT \$ AMT	GOAL \$ AMT	ACHIEVE \$ AMT	PCT	NO OF CONTRACT CTRTS	CONTRACT \$ AMT	GOAL \$ AMT	ACHIEVE \$ AMT	PCT	NO OF CONTRACT CTRTS	CONTRACT \$ AMT	GOAL \$ AMT	ACHIEVE \$ AMT	PCT
1	76	10	0	0.0	0	0	0	0	0.0	1	76	2	0	0.0	0	0	0	0	0.0
2	376	242	0	0.0	0	0	0	0	0.0	2	376	127	0	0.0	0	0	0	0	0.0
1	2092	350	0	0.0	0	0	0	0	0.0	1	2092	272	0	0.0	0	0	0	0	0.0
1	447	386	0	0.0	0	0	0	0	0.0	1	447	27	0	0.0	0	0	0	0	0.0
1	27097	20323	944	1072	113.0	0	0	0	0.0	1	27097	1355	69	135	195.8	0	0	0	0.0
1	4684	1984	0	0.0	0	0	0	0	0.0	1	4684	1984	0	0	0.0	0	0	0	0.0
1	42532	29624	0	0.0	0	0	0	0	0.0	1	42532	13730	0	0	0.0	0	0	0	0.0
1	929	372	0	0.0	0	0	0	0	0.0	1	929	93	0	0	0.0	0	0	0	0.0
1	884	60	0	0.0	0	0	0	0	0.0	1	884	15	0	0	0.0	0	0	0	0.0
5	7357	3283	0	0.0	0	0	0	0	0.0	5	7357	687	0	0	0.0	0	0	0	0.0
2	16339	5350	0	0.0	0	0	0	0	0.0	2	16339	800	0	0	0.0	0	0	0	0.0
1	1016	1230	0	0.0	0	0	0	0	0.0	1	1016	526	0	0	0.0	0	0	0	0.0
1	5236	5277	0	0.0	0	0	0	0	0.0	1	5236	340	0	0	0.0	0	0	0	0.0
1	1394	503	0	0.0	0	0	0	0	0.0	1	1394	335	0	0	0.0	0	0	0	0.0
1	3036	3900	0	0.0	0	0	0	0	0.0	1	3036	455	0	0	0.0	0	0	0	0.0
1	3321	375	465	1083	233.0	1	3100	0	0.0	1	3321	125	155	690	445.2	0	0	0	0.0
0	0	0	0	0.0	0	0	0	0	0.0	0	0	0	0	0	0.0	0	0	0	0.0
3	24260	3357	0	0.0	0	0	0	0	0.0	3	24260	485	0	0	0.0	0	0	0	0.0
1	649	398	0	0.0	0	0	0	0	0.0	1	649	287	0	0	0.0	0	0	0	0.0
0	0	0	24000	31953	133.1	0	0	0	0.0	0	0	0	0	0	0.0	0	0	0	0.0
1	1311	1307	0	0.0	0	0	0	0	0.0	1	1311	65	0	0	0.0	0	0	0	0.0
1	0	60	0	0.0	0	0	0	0	0.0	1	0	3	0	0	0.0	0	0	0	0.0
1	339	225	0	0.0	0	0	0	0	0.0	1	339	72	0	0	0.0	0	0	0	0.0
3	10893	3736	0	0.0	0	0	0	0	0.0	3	10893	1156	0	0	0.0	0	0	0	0.0
1	68	220	7	8	108.7	0	0	0	0.0	1	68	24	0	0	0.0	0	0	0	0.0
0	0	1320	0	0.0	0	0	0	0	0.0	0	0	0	0	0	0.0	0	0	0	0.0
4	12985	916	0	0.0	0	0	0	0	0.0	4	12985	266	0	0	0.0	0	0	0	0.0
1	2745	652	0	0.0	0	0	0	0	0.0	1	2745	74	0	0	0.0	0	0	0	0.0
1	1010	652	0	0.0	0	0	0	0	0.0	1	1010	148	0	0	0.0	0	0	0	0.0
1	1545	4413	0	0.0	0	0	0	0	0.0	1	1545	1019	0	0	0.0	0	0	0	0.0
2	46887	12895	19678	152.6	0	0	0	0	0.0	2	46887	4444	4859	111.0	0	0	0	0	0.0
3	15091	14431	0	0.0	0	0	0	0	0.0	3	15091	1280	0	0	0.0	0	0	0	0.0
1	275	700	0	0.0	0	0	0	0	0.0	1	275	120	0	0	0.0	0	0	0	0.0
7	10135	3933	0	0.0	0	0	0	0	0.0	7	10135	612	0	0	0.0	0	0	0	0.0
1	5353	3469	1675	1835	109.6	0	0	0	0.0	1	5353	165	0	0	0.0	0	0	0	0.0
1	0	0	0	0.0	0	0	0	0	0.0	1	0	0	0	0	0.0	0	0	0	0.0
4	36661	18143	0	0.0	0	0	0	0	0.0	4	36661	1647	0	0	0.0	0	0	0	0.0
1	24	85	0	0.0	0	0	0	0	0.0	1	24	75	0	0	0.0	0	0	0	0.0
1	4575	635	0	0.0	0	0	0	0	0.0	1	4575	371	0	0	0.0	0	0	0	0.0
2	913	656	0	0.0	0	0	0	0	0.0	2	913	78	0	0	0.0	0	0	0	0.0
17	414	1926	0	0.0	0	0	0	0	0.0	17	414	128	0	0	0.0	0	0	0	0.0
1	16	9	0	0.0	0	0	0	0	0.0	1	16	23	0	0	0.0	0	0	0	0.0
1	4719	1622	0	0.0	0	0	0	0	0.0	1	4719	375	0	0	0.0	0	0	0	0.0
1	3	420	0	0.0	0	0	0	0	0.0	1	3	3	0	0	0.0	0	0	0	0.0

PERIOD COVERED: OCT 1993 - SEP 1994

Table III - 1. Companies Participating in the DoD Subcontracting Program:

CODE	COMPANY	CITY	ST	SURV DATE	T R E M P O S	TOTAL \$AMT	CUMULATIVE CURRENT FISCAL YEAR (1994)					CUMULATIVE PREVIOUS FISCAL YEAR (1993)										
							SMALL \$AMT	PCT	\$AMT	DISADV PCT	HECU/MT	UOB	PCT	TOTAL \$AMT	SMALL \$AMT	PCT	DISADV \$AMT	PCT	HECU/MT	UOB \$AMT	PCT	
5449	HAWAIIAN CONSTRUCTION CO	FAIRFAX	VA	NONE	P N N	8823	1847	20.9	1075	12.2	0	0	0	0	0	0	0	0	0	0	0	0
4346	HAWAIIAN CONSTRUCTION COMPANY	TULSA	OK	9410	P Y N	0	0	.0	0	.0	0	0	0	0	0	0	0	0	0	0	0	0
1773	HAUSMAN GRIFF & ENGRG CO	SEATTLE	WA	9401	P Y N	2121	1188	56.0	136	6.4	0	0	0	0	0	0	0	0	0	0	0	0
2692	HAUSMAN/GREAT LAKES, A JOINT VENT	SEATTLE	WA	NONE	P Y Y	*	100.0	.0	0	.0	.0	0	0	0	0	0	0	0	0	0	0	0
5418	HAUSMAN/GREAT LAKES, A JOINT VENT	JACKSON	MS	NONE	P Y Y	37	26	72.2	0	.0	0	0	0	0	0	0	0	0	0	0	0	0
5134	MARTIN CONSTRUCTION CO INC	OAK CREEK	UT	NONE	P N N	562	562	100.0	31	5.5	0	0	0	0	0	0	0	0	0	0	0	0
4320	MARK DIVERSIFIED INC	SACRAMENTO	CA	9201	P Y N	0	0	.0	0	.0	0	0	0	0	0	0	0	0	0	0	0	0
4691	MARTECH USA INC	ANCHORAGE	AK	9202	P Y N	0	0	.0	0	.0	0	0	0	0	0	0	0	0	0	0	0	0
0895	MARTIN MARLETTA ORGANANCE SYSTEMS	TULSA	TN	9212	P N N	22430	16945	75.0	2542	11.3	0	0	0	0	0	0	0	0	0	0	0	0
4926	MASON & HANGER ENGINEERING	LEXINGTON	KY	9202	P Y N	20	5	22.5	1	5.2	0	0	0	0	0	0	0	0	0	0	0	0
5153	MASON & HANGER-SILAS MASON CO.	RAVENNA	OH	NONE	P N N	464	391	84.4	*	*	0	0	0	0	0	0	0	0	0	0	0	0
0703	MASON & HANGER-SILAS MASON CORP	PIOTLETOWN	IA	8409	P Y N	19228	8430	43.8	294	1.5	0	0	0	0	0	0	0	0	0	0	0	0
4022	MASSMAN CONSTRUCTION CO	KANSAS CITY	MO	9409	P Y N	222	73	33.0	0	.0	0	0	0	0	0	0	0	0	0	0	0	0
4927	MASSMAN CONSTRUCTION CO	KANSAS CITY	MO	NONE	P Y Y	4314	1541	35.7	9	.2	0	0	0	0	0	0	0	0	0	0	0	0
5103	MALICH CORPORATION	COLTON	CA	NONE	P N N	2344	644	27.5	116	5.0	0	0	0	0	0	0	0	0	0	0	0	0
4498	MC ANTUCH CORPORATION	DES MOINES	LA	9303	P N Y	262	262	100.0	37	13.9	0	0	0	0	0	0	0	0	0	0	0	0
4599	MC BISHOP ENGINEERS PA	LAS CRUCES	NM	9403	P Y N	2272	1944	85.6	550	24.2	0	0	0	0	0	0	0	0	0	0	0	0
5002	MC KIRCH CONSTRUCTION CO INC	ALBUQUERQUE	NM	NONE	P Y N	1	0	.0	0	.0	0	0	0	0	0	0	0	0	0	0	0	0
4931	MC KIRCH CONSTRUCTION CO INC	ALBUQUERQUE	CA	NONE	P N N	1	0	.0	0	.0	0	0	0	0	0	0	0	0	0	0	0	0
5054	MC LABENHART ENVITL ENGRG	RANCHO CONDOVA	CA	NONE	P N N	1085	1085	100.0	231	21.3	0	0	0	0	0	0	0	0	0	0	0	0
4417	MCCARTHY CONST.-MARK DIVERSIFIED	SACRAMENTO	CA	NONE	P Y Y	747	18-	*	0	0	0	0	0	0	0	0	0	0	0	0	0	0
5464	MCGAUGHAN, A S CO, INC	BETHESDA	MD	9407	P Y N	7887	3979	53.9	1013	13.7	0	0	0	0	0	0	0	0	0	0	0	0
4096	MCKINIS BROTHERS CONSTRUCTION,	MILWAUKEE	WI	9401	P Y N	820	336	41.0	38	4.7	0	0	0	0	0	0	0	0	0	0	0	0
5203	MERTRIX & CO	AURORA	CO	9407	P Y N	228	159	69.6	16	7.0	0	0	0	0	0	0	0	0	0	0	0	0
2633	METCALF & EDDY INC	LAKEFIELD	MA	9409	P Y N	1714	550	32.1	148	8.7	0	0	0	0	0	0	0	0	0	0	0	0
5082	METCALF & EDDY/HOLMES & HARVER,	LAKEFIELD	MA	NONE	P Y Y	0	0	.0	0	.0	0	0	0	0	0	0	0	0	0	0	0	0
4928	MEYER CONSTRUCTORS INC	MARLETTA	GA	7075	P Y Y	5540	5003	90.3	970	17.5	0	0	0	0	0	0	0	0	0	0	0	0
4928	MEYER CONSTRUCTORS INC	NEW ORLEANS	LA	NONE	P N N	707	575	81.3	187	26.5	0	0	0	0	0	0	0	0	0	0	0	0
5325	MERIDIAN CLINCS & ASSOCIATES	PHOENIX	AZ	NONE	P N N	576	562	97.6	119	20.7	0	0	0	0	0	0	0	0	0	0	0	0
5419	MIDWEST FOUNDATION CORPORATION	TRENTON	IL	NONE	P N N	2340	2340	100.0	0	0	0	0	0	0	0	0	0	0	0	0	0	0
5067	MITSUNAGA & ASSOCIATES INC	HONOLULU	HI	NONE	P N N	497	465	93.5	465	93.5	0	0	0	0	0	0	0	0	0	0	0	0
5104	MOFFATT & NICHOL ENGINEERS	LONG BEACH	CA	NONE	P Y N	0	100	100.0	0	0	0	0	0	0	0	0	0	0	0	0	0	0
5135	MOLINE CONSTR-BUILDING GRG (JV)	MOLINE	IL	9405	P Y N	100	100	100.0	5	5.0	0	0	0	0	0	0	0	0	0	0	0	0
3579	MONARCH CONSTRUCTION COMPANY	CINCINNATI	OH	NONE	P Y N	19410	8061	41.5	839	4.3	0	0	0	0	0	0	0	0	0	0	0	0
4789	MONTEREY WATSON AMERICAS,	ANCHORAGE	AK	9407	P Y N	960	814	84.8	82	8.5	0	0	0	0	0	0	0	0	0	0	0	0
4816	MONTGOMERY WATSON AMERICAS,	WALNUT CREEK	CA	9402	P N Y	6831	2942	43.1	1279	18.7	0	0	0	0	0	0	0	0	0	0	0	0
4089	MONTGOMERY WATSON AMERICAS,	SALT LAKE CITY	UT	NONE	P Y Y	6594	1453	22.0	203	3.1	0	0	0	0	0	0	0	0	0	0	0	0
5000	MORGEN & OSOLO CONSTR CO	GREAT FALLS	MT	NONE	P Y Y	0	0	.0	0	.0	0	0	0	0	0	0	0	0	0	0	0	0
5437	MORRISON KNISEN CORP OHIO CORP	ENGLEWOOD	CO	NONE	P Y Y	0	0	.0	0	.0	0	0	0	0	0	0	0	0	0	0	0	0
5437	MORRISON KNISEN CORP OHIO CORP	BOISE	ID	9410	P Y N	0	0	.0	0	.0	0	0	0	0	0	0	0	0	0	0	0	0
4930	MORRISON KNISEN CORP DEL CORP	BOISE	ID	NONE	P Y Y	3019	2886	96.0	0	.0	0	0	0	0	0	0	0	0	0	0	0	0
4386	MORRISON KNISEN CORP DEL CORP	TOOLEE	UT	NONE	P Y N	2322	796	34.3	15	.7	0	0	0	0	0	0	0	0	0	0	0	0
1380	MORRISON T A COMPANY	COLORADO SPRING	CO	NONE	P Y Y	105695	51728	48.6	2465	2.7	0	0	0	0	0	0	0	0	0	0	0	0
5105	MORRISON T A COMPANY	MINNEAPOLIS	MN	NONE	P Y N	12841	3741	29.6	0	0	0	0	0	0	0	0	0	0	0	0	0	0
4728	MOUNTAIN ENTERPRISES, INC	LEXINGTON	KY	NONE	P N N	257	204	79.3	77	29.8	0	0	0	0	0	0	0	0	0	0	0	0

Prepared By: Washington Headquarters Services
 Directorate for Information
 Operations and Reports

Table III-1. Companies Participating in the DoD Subcontracting Program: Army Detail Listing (continued)

PERIOD COVERED: OCT 1993 - SEP 1994											
SMALL BUSINESS SUBCONTRACT GOALS				SMALL DISADVANTAGED BUSINESS SUBCONTRACT GOALS				ACTIVE			
COMPLETED THIS FY MET GOALS		ACHIEVE PCT		COMPLETED THIS FY NOT MET GOAL		ACHIEVE PCT		COMPLETED THIS FY MET GOALS		ACHIEVE PCT	
NO. OF CONTRACT CTRTS	GOAL \$ AMT	CONTRACT \$ AMT	GOAL \$ AMT	NO. OF CONTRACT CTRTS	GOAL \$ AMT	CONTRACT \$ AMT	GOAL \$ AMT	NO. OF CONTRACT CTRTS	GOAL \$ AMT	CONTRACT \$ AMT	GOAL \$ AMT
1	8829	0	0	0	8829	0	442	1	8829	0	442
0	0	0	0	0	0	0	0	0	0	0	0
0	2181	0	0	0	2181	0	108	0	0	0	108
0	0	0	0	0	0	0	0	0	0	0	0
0	0	0	0	0	0	0	0	0	0	0	0
2	39	319	113	0	37	0	8	2	319	8	66,886.3
1	562	14827	3582	0	562	0	168	1	562	0	168
0	0	0	0	0	0	0	0	0	0	0	0
1	1944	0	0	1	1944	0	200	1	1944	0	200
1	44975	0	0	1	44975	0	2179	1	44975	0	2179
1	59	0	0	1	59	0	2	1	59	0	2
1	464	0	0	1	464	0	6	1	464	0	6
1	61486	0	0	1	61486	0	2363	1	61486	0	2363
1	806	0	0	1	806	0	6319	1	806	0	6319
1	4314	0	0	1	4314	0	1113	1	4314	0	1113
3	536	0	0	3	536	0	127	3	536	0	127
1	2344	0	0	1	2344	0	0	1	2344	0	0
0	0	0	0	0	0	0	0	0	0	0	0
0	1360	0	0	0	1360	0	0	0	1360	0	0
1	40	0	0	1	40	0	4	1	40	0	4
1	0	6939	6906	1	0	6939	6939	1	0	6939	6939
4	2555	0	0	4	2555	0	206	4	2555	0	206
0	0	0	0	0	0	0	0	0	0	0	0
0	1956	0	0	0	1956	0	0	0	1956	0	0
2	0	1028	418	2	0	1028	418	2	0	1028	418
0	0	0	0	0	0	0	0	0	0	0	0
0	1275	0	0	0	1275	0	404	0	0	0	404
10	1069	0	0	10	1069	0	284	10	1069	0	284
1	0	20290	4521	1	0	20290	4521	1	0	20290	4521
2	0	0	0	2	0	0	0	2	0	0	0
0	0	0	0	0	0	0	0	0	0	0	0
0	0	0	0	0	0	0	0	0	0	0	0
0	0	0	0	0	0	0	0	0	0	0	0
1	0	0	0	1	0	0	0	1	0	0	0
2	5762	0	0	2	5762	0	6	2	5762	0	6
6	723	0	0	6	723	0	791	6	723	0	791
1	588	0	0	1	588	0	272	1	588	0	272
1	2339	0	0	1	2339	0	117	1	2339	0	117
2	497	0	0	2	497	0	401	2	497	0	401
0	0	210	183	0	0	210	183	0	0	210	183
1	100	0	0	1	100	0	0	1	100	0	0
1	31940	0	0	1	31940	0	2306	1	31940	0	2306
6	15913	0	0	6	15913	0	81	6	15913	0	81
2	745	0	0	2	745	0	0	2	745	0	0
4	6244	0	0	4	6244	0	737	4	6244	0	737
1	3257	0	0	1	3257	0	553	1	3257	0	553
1	5463	0	0	1	5463	0	546	1	5463	0	546
0	0	0	0	0	0	0	0	0	0	0	0
1	3908	0	0	1	3908	0	1500	1	3908	0	1500
1	8603	0	0	1	8603	0	1147	1	8603	0	1147
13	65820	0	0	13	65820	0	92321	13	65820	0	92321
2	8216	0	0	2	8216	0	181591	2	8216	0	181591
1	5100	0	0	1	5100	0	285	1	5100	0	285
1	5749	0	0	1	5749	0	0	1	5749	0	0

PERIOD COVERED: OCT 1993 - SEP 1994

Table III-1. Companies Participating in the DOD Subcontracting Program:

CODE	COMPANY	CITY	ST	DATE	TYPE OF WORK	TOTAL \$AMT	CUMULATIVE CURRENT FISCAL YEAR (1994)				CUMULATIVE PREVIOUS FISCAL YEAR (1993)								
							\$AMT	SMALL PCT	DISADV PCT	HBCU/MI PCT	\$AMT	SMALL PCT	DISADV PCT	HBCU/MI PCT					
5319	MSE INC	BUTTE	MT	NONE	P Y Y	0	0	-0.0	0	0	0	0	0	0	0	0	0		
3917	MURPHY COMPANY	ST. LOUIS	MO	NONE	S Y Y	8	7	82.2	0	0	0	0	0	0	0	0	0		
4747	TW BUILDERS	TEMPLE	TX	9311	P Y N	1110	331	29.8	14	1.2	0	0	0	69	65	94.3	0		
0769	N.I. INDUSTRIES INC/RIVERBANK ARM	RIVERBANK	CA	8904	P N N	1443	946	65.5	37	2.6	0	0	29	4508	73.5	369	6.0		
2904	NATCO LIMITED PARTNERSHIP	OKA BROOK	IL	NONE	P N Y	3235	2284	70.6	190	5.9	0	0	16	1029	718	69.8	18	1.7	
*5364	NEU-SCHAEFER, INC	JACKSON	MS	NONE	P N N	770	770	100.0	113	14.7	0	0	142	5277	2459	46.6	142	2.7	
*4399	NEUS-GOVERHEIT SERVICES INC.	YACONITA BEACH	VA	NONE	P N N	1234	1234	100.0	314	25.0	0	0	7	1711	1711	100.0	428	25.0	
*4632	NEWMAN BROTHERS, INC.	CHRYSTLES	CO	NONE	P N N	512	19	3.7	66	12.4	0	0	0	172	142	82.7	22	13.0	
*4713	NIX THANN & ASSOCIATES INC	ATLANTA	GA	9309	P Y N	510	510	99.7	0	0.0	0	0	0	4994	3082	68.6	287	6.4	
5264	NODAK CONTRACTING, DIVISION OF	GRAND FORKS	ND	9408	P N N	2393	2039	85.2	173	7.2	0	0	59	0	0	0	0	0	
*1982	NORFOLK DREDGING COMPANY	NORFOLK	VA	NONE	P Y N	3817	2557	67.0	118	3.1	0	0	95	0	0	0	0	0	
4855	NORFOLK SHEDDING DRYDOCK CORP	NORFOLK	VA	9409	P Y N	1781	1454	81.6	1	0.1	0	0	18	918	629	68.6	1	0.1	
4693	NORRAM ENGINEERING CO	LOS ANGELES	CA	NONE	P Y N	84	17	20.5	4	4.2	0	0	0	102	54	52.5	24	23.9	
5207	NORRADAU ASSOCIATES INC	BEDFORD	NH	NONE	P Y N	634	321	50.6	83	13.2	0	0	0	195	117	60.3	0	0	
4568	NORTH AMERICAN MECHANICAL SVCS	SAN ANTONIO	TX	9410	P N N	11789	9026	76.7	665	5.6	0	0	1028	18288	11073	60.6	393	2.1	
5240	NODA GROUP, INC	NODA	CA	NONE	P Y N	2807	2218	79.0	414	14.7	0	0	96	96	85	88.8	26	27.3	
4870	O'NEILL, INC	PHOENIX	CA	NONE	P Y N	1703	849	49.8	66	3.9	0	0	50	1582	1115	70.5	0	0	
*4841	O'NEILL & EMERY SVCS CO	SAN DIEGO	CA	NONE	P Y Y	4314	4217	97.8	210	4.9	0	0	35	105	105	100.1	0	0	
5024	OHT REHABILITATION SERVICES CORP	FINLAY	OH	NONE	P N N	28136	14429	51.3	1767	6.3	0	0	108	17399	3193	18.4	1097	6.3	
5404	OKAHARA & ASSOCIATES INC	HILLO	HI	NONE	P Y N	76	61	79.8	61	79.8	0	0	4	0	0	0	0	0	
5403	OKITA, KUMIHITSU & ASSOC., AMHO PL	HONOLULU	HI	NONE	P Y N	0	0	0.0	0	0.0	0	0	0	0	0	0	0	0	
0846	OLIN CORP/LAKE CITY ARMY AMHO PL	INDEPENDENCE	MO	8909	P N N	50128	20637	41.2	2113	4.2	0	0	6	73631	26440	36.0	2280	3.1	
*4520	OLNOS EQUIPMENT COMPANY INC	SAN ANTONIO	TX	NONE	P Y Y	139	49	35.4	11	7.9	0	0	1228	11	3	29.7	3	28.4	
4932	OLSSON ASSOCIATES INC	LINCOLN	NE	9307	P Y N	8	7	77.2	0	0.0	0	0	0	0	0	0	0	0	
5261	ORANON TEKNIKA CORPORATION	ROCKVILLE	MD	9404	P N N	2972	183	6.2	4	1.1	0	0	1	60	0	3.1	0	0	
5401	OSAGE CONSTRUCTION, INC	FULTON	MO	9403	P N N	589	142	24.1	24	4.1	0	0	0	0	0	0	0	0	
3426	OSBORNE CONSTRUCTION COMPANY	KIRKLAND	WA	9209	P Y N	6869	6430	96.4	644	9.7	0	0	0	5429	5429	100.1	721	13.3	
*4959	OSBORN/KRIB JOINT VENTURE	KIRKLAND	WA	9307	P Y N	55	55	100.0	0	0.0	0	0	0	1265	1265	100.1	0	0	
4821	OWEN ARIES AND ASSOCIATES	EAU CLAIRE	WI	NONE	P Y N	107	107	100.0	0	0.0	0	0	21	55	55	100.1	47	85.8	
5461	P G CONSTRUCTION CO INC	ORLANDO	FL	NONE	P Y N	1896	1773	93.5	309	16.3	0	0	0	467	0	0	0	0	
44223	P. R. C ENVIRONMENTAL MANAGEMENT	HONOLULU	HI	NONE	P Y N	473	169	35.8	32	6.8	0	0	0	0	467	467	100.0	0	0
5457	P. T. FERRO CONSTRUCTION COMPANY	JOLIET	IL	NONE	P Y Y	988	0	0.0	0	0.0	0	0	0	0	0	0	0	0	
5236	PACIFIC ENGINEERING CORP	PORTLAND	OR	NONE	P Y Y	0	0	0.0	0	0.0	0	0	0	0	0	0	0	0	
4933	PARK CONSTRUCTION COMPANY	MINNEAPOLIS	MN	NONE	P N N	3613	2063	57.1	114	3.2	0	0	369	0	0	0	0	0	
4894	PARKHILL SMITH & COPPER INC	LUBBOCK	TX	9405	P Y Y	267	165	61.6	12	4.3	0	0	0	137	0	0	0	0	
5273	PARSONS BRINCKERHOFF GUARD & DOU	PRINCETON	NJ	NONE	P Y Y	79	0	0.0	0	0.0	0	0	0	0	0	0	0	0	
3502	PATTON-TULLY TRANSPORTATION CO	REHOBOTH	HI	NONE	P N N	6694	1501	22.4	0	0.0	0	0	19	7392	1154	15.7	12	1.2	
5223	PECKHAM GUYTON ALBERS & VELEIS INC	SANIT LOUIS	MO	NONE	P N N	210	85	40.6	48	21.7	0	0	0	0	0	0	0	0	
*3104	PENSACOLA CONSTRUCTION CO	KANSAS CITY	MO	8911	P Y Y	155	155	100.0	0	0.0	0	0	0	0	0	0	0	0	
4846	PERLAND ENVIRONMENTAL TECH	FRANTZHAM	PA	9401	P Y Y	11664	730	6.3	0	0.0	0	0	67	4235	1136	26.9	68	1.6	
*4767	PICKERING INCORPORATED	REHOBOTH	HI	NONE	P Y N	5187	251	4.8	0	0.0	0	0	0	9546	3420	35.9	0	0	
4152	PINE BLUFF SAND & GRAVEL COMPANY	PINE BLUFF	AR	8108	P Y N	255	1732	33.4	250	4.8	0	0	0	0	0	0	0	0	
*4411	PINNER CONSTRUCTION CO., INC.	AWAHEITH	CA	NONE	P Y Y	255	255	100.0	18	7.2	0	0	0	6663	6663	100.1	1295	19.4	

Prepared By: Washington Headquarters Services
Directorate for Information Operations and Reports

Table III-1. Companies Participating in the DoD Subcontracting Program:

PERIOD COVERED: OCT 1993 - SEP 1994														
SMALL BUSINESS SUBCONTRACT GOALS						SMALL DISADVANTAGED BUSINESS SUBCONTRACT GOALS								
ACTIVE			COMPLETED THIS FY MET GOALS			COMPLETED THIS FY NOT MET GOAL			COMPLETED THIS FY MET GOALS			COMPLETED THIS FY NOT MET GOAL		
NO OF CTRTS	CONTRACT \$ AMT	GOAL \$ AMT	NO OF CTRTS	CONTRACT \$ AMT	GOAL \$ AMT	NO OF CTRTS	CONTRACT \$ AMT	GOAL \$ AMT	ACHIEVE PCT	NO OF CTRTS	CONTRACT \$ AMT	GOAL \$ AMT	ACHIEVE PCT	
1	0	945	0	0	0	0	0	0	0.0	0	0	0	0.0	
1	947	650	0	0	0	0	0	0	0.0	0	0	0	0.0	
1	3180	3180	1	6202	3930	0	0	0	0.0	1	6202	330	357 108.2	
2	18361	9940	0	0	0	0	0	0	0.0	0	0	0	0.0	
2	473	706	4	2410	1656	0	0	0	0.0	3	2058	98	133 135.9	
2	567	657	0	0	0	0	0	0	0.0	0	0	0	0.0	
3	22931	18408	0	0	0	4	13286	14120	94.1	0	0	0	0.0	
0	10750	7776	1	10750	0	0	0	0	0.0	0	0	0	0.0	
1	0	96	0	5712	1262	0	0	0	0.0	1	5712	268	366 136.4	
0	0	0	0	0	0	0	0	0	0.0	0	0	0	0.0	
1	443	96	0	0	0	0	0	0	0.0	0	0	0	0.0	
0	0	1245	1	2393	1245	0	0	0	0.0	1	2393	83	173 208.6	
1	1737	1737	0	0	0	0	0	0	0.0	0	0	0	0.0	
1	776	716	0	0	0	0	0	0	0.0	0	0	0	0.0	
1	186	56	0	0	0	0	0	0	0.0	0	0	0	0.0	
1	1985	397	0	0	0	0	0	0	0.0	0	0	0	0.0	
5	25442	16408	0	0	0	0	0	0	0.0	0	0	0	0.0	
3	1702	1866	0	0	0	0	0	0	0.0	0	0	0	0.0	
3	5897	5328	0	0	0	0	0	0	0.0	0	0	0	0.0	
1	213	134	0	0	0	0	0	0	0.0	0	0	0	0.0	
7	64633	90644	0	0	0	0	0	0	0.0	0	0	0	0.0	
1	76	72	0	0	0	0	0	0	0.0	0	0	0	0.0	
1	0	0	0	0	0	0	0	0	0.0	0	0	0	0.0	
1	0	0	1	50128	17665	0	0	0	0.0	1	50128	1479	2113 142.9	
1	564	701	0	0	0	0	0	0	0.0	0	0	0	0.0	
1	8	8	0	0	0	0	0	0	0.0	0	0	0	0.0	
2	1072	118	0	0	0	0	0	0	0.0	0	0	0	0.0	
2	9782	5000	0	0	0	0	0	0	0.0	0	0	0	0.0	
0	0	0	0	0	0	1	11148	11320	97.8	0	0	680	24 3.5	
1	107	32	0	0	0	0	0	0	0.0	0	0	0	0.0	
1	1896	1800	0	0	0	0	0	0	0.0	0	0	0	0.0	
1	1066	533	0	0	0	0	0	0	0.0	0	0	0	0.0	
1	968	62	0	0	0	0	0	0	0.0	0	0	0	0.0	
1	0	19	0	0	0	0	0	0	0.0	0	0	0	0.0	
2	3613	820	0	0	0	0	0	0	0.0	0	0	0	0.0	
2	404	259	0	0	0	0	0	0	0.0	0	0	0	0.0	
3	5709	1363	0	0	0	2	2777	849	26.2	0	0	173	27 15.6	
2	795	134	0	0	0	0	0	0	0.0	0	0	0	0.0	
0	0	0	1	8249	50	0	0	0	0.0	0	0	40	0 0.0	
1	15899	3750	0	0	0	0	0	0	0.0	0	0	0	0.0	
2	84	43	0	0	0	0	0	0	0.0	0	0	0	0.0	
5	2969	1418	0	0	0	0	0	0	0.0	0	0	0	0.0	
0	0	0	1	8047	7952	0	0	0	0.0	1	8047	1322	1163 86.0	

Table III-1. Companies Participating in the DoD Subcontracting Program: PERIOD COVERED: OCT 1993 - SEP 1994

ACTIVE		SMALL BUSINESS SUBCONTRACT GOALS				SMALL DISADVANTAGED BUSINESS SUBCONTRACT GOALS			
NO OF CTRTS	CONTRACT \$ AMT	COMPLETED THIS FY NET GOALS		COMPLETED THIS FY NOT MET GOAL		COMPLETED THIS FY NET GOALS		COMPLETED THIS FY NOT MET GOAL	
		NO OF CTRTS	CONTRACT \$ AMT	GOAL \$ AMT	ACHIEVE PCT	NO OF CTRTS	CONTRACT \$ AMT	GOAL \$ AMT	ACHIEVE PCT
1	967	0	0	0	0	0	0	0	0
4	240118	0	0	0	0	0	0	0	0
1	1215	0	0	0	0	0	0	0	0
1	12070	0	0	0	0	0	0	0	0
1	7627	0	0	0	0	0	0	0	0
1	32	0	0	0	0	0	0	0	0
1	353	0	0	0	0	0	0	0	0
0	0	1	1284	1284	138.1	0	0	0	0
1	8762	0	0	0	0	0	0	0	0
2	192	0	0	0	0	0	0	0	0
1	743	0	0	0	0	0	0	0	0
1	38	0	0	0	0	0	0	0	0
3	831	0	0	0	0	0	0	0	0
1	397	0	0	0	0	0	0	0	0
0	1041	1	25617	11500	106.3	0	0	0	0
0	0	1	25617	11500	106.3	0	0	0	0
1	278	0	0	0	0	0	0	0	0
0	450	0	0	0	0	0	0	0	0
3	2000556	0	0	0	0	0	0	0	0
1	103834	0	0	0	0	0	0	0	0
2	8406	0	0	0	0	0	0	0	0
2	2602	0	0	0	0	0	0	0	0
3	17804	0	0	0	0	0	0	0	0
2	9256	0	0	0	0	0	0	0	0
1	5971	0	0	0	0	0	0	0	0
1	971	0	0	0	0	0	0	0	0
1	33	0	0	0	0	0	0	0	0
11	5122	0	0	0	0	0	0	0	0
3	11562	0	0	0	0	0	0	0	0
1	3998	0	0	0	0	0	0	0	0
1	0	0	0	0	0	0	0	0	0
1	19036	0	0	0	0	0	0	0	0
1	1215	0	0	0	0	0	0	0	0
1	400	0	0	0	0	0	0	0	0
142	462353	11	9079	2342	481	205.4	5707	52.0	10968
1	0	0	0	0	0	0	0	0	0
1	29088	0	0	0	0	0	0	0	0
1	28	0	0	0	0	0	0	0	0
3	3646	0	0	0	0	0	0	0	0
1	0	0	0	0	0	0	0	0	0
1	1619	0	0	0	0	0	0	0	0
3	1051	0	0	0	0	0	0	0	0
1	2200	0	0	0	0	0	0	0	0
3	1020	0	0	0	0	0	0	0	0
1	242	0	0	0	0	0	0	0	0
1	34	0	0	0	0	0	0	0	0

Prepared By: Washington Headquarters Services
Directorate for Information Operations and Reports

Table III-1. Companies Participating in the DoD Subcontracting Program: PERIOD COVERED: OCT 1993 - SEP 1994

SMALL BUSINESS SUBCONTRACT GOALS				SMALL DISADVANTAGED BUSINESS SUBCONTRACT GOALS			
COMPLETED THIS FY MET GOALS				COMPLETED THIS FY NET GOALS			
NO OF CTRTS	CONTRACT \$ AMT	GOAL \$ AMT	ACHIEVE \$ AMT PCT	NO OF CTRTS	CONTRACT \$ AMT	GOAL \$ AMT	ACHIEVE \$ AMT PCT
0	0	0	0	0	0	0	0
0	8569	8939	0	0	0	439	0
0	11815	11815	16	1	41	5	100
0	0	0	0	0	0	1713	0
0	0	0	0	0	0	217	0
0	839	839	0	0	0	0	0
1	7018	2384	0	1	7018	432	0
1	3757	3654	0	1	3757	103	0
1	140	219	0	1	140	12	0
1	234	240	0	1	234	170	0
1	9414	2256	0	1	9414	675	0
2	2297	756	0	2	2297	379	0
0	0	0	0	0	0	66	109
0	4	0	0	1	4	11	0
2	20424	10753	17657	2	20424	1651	3798
3	2794	1794	158.6	3	2794	343	114.4
1	1191	4062	0	1	1191	4062	0
0	0	0	0	0	0	0	0
1	3137	2160	2327	1	3137	372	969
1	655	311	0	1	655	33	0
1	1495	1600	0	1	1495	88	0
0	0	0	0	0	0	0	0
0	22698	0	2506	0	0	1055	1102
1	3584	1530	0	2	42695	4521	0
5	20637	8576	0	5	20703	32156	0
0	0	0	0	0	21637	3577	0
1	17386	15380	1628	1	17386	2422	141
1	2532	3248	0	1	2758	213	109.8
2	800	563	0	2	4227	24	0
1	51483	41186	0	1	563	438	0
0	0	0	0	0	51483	3861	0
1	3343	3343	0	1	7535	669	0
1	32081	32081	2398	7	499013	24668	0
2	6032	6032	144.9	2	224	496	0
3	80	340	0	3	690	186	0
1	1483	1286	80	1	1483	422	0
0	0	0	0	0	0	0	0
1	2170	415	80	1	2170	105	0
1	1070	154	0	1	1070	33	0
1	3262	583	0	1	3262	583	0
1	65	65	0	1	323	16	0
1	27	64	0	1	22	27	0
1	750	750	0	1	5577	65	0
0	0	0	0	0	0	0	0
1	2	22	18	1	2	2	63

PERIOD COVERED: OCT 1993 - SEP 1994

Table III - 1. Companies Participating in the DoD Subcontracting Program.

Army Detail Listing (continued)

CODE	COMPANY	CITY	ST	DATE	TERR	Y	E	R	TOTAL	CUMULATIVE CURRENT FISCAL YEAR (1994)			CUMULATIVE PREVIOUS FISCAL YEAR (1993)													
										\$AMT	SMALL	PCT	\$AMT	DISADV	PCT	\$AMT	UOB	PCT	TOTAL	\$AMT	SMALL	PCT	\$AMT	DISADV	PCT	\$AMT
4734	URS CONSULTANTS INC	BUFFALO	NY	NONE	P	Y	Y	Y	539	154	28.5	17	3.1	0	0	338	37	11.0	22	6.4	0	0	0	0		
5110	URS CONSULTANTS INC	VIRGINIA BEACH	VA	NONE	P	Y	Y	Y	0	0	0	0	0	0	0	0	0	0	0	0	0	0	0	0	0	
5089	VERPAR INC	SPRINGFIELD	VA	NONE	P	N	N	N	639	534	83.5	167	26.2	9	1.5	0	0	0	0	0	0	0	0	0	0	
3909	VINNEL CORPORATION	FT STEUART	GA	8902	P	Y	Y	Y	63	27	42.3	1	.9	0	0	85	46	54.9	1	.6	0	0	0	0	0	
4944	WEST-ALPINE HCE CORPORATION	BERLIN	NJ	NONE	P	Y	N	N	0	0	.0	0	.0	0	0	68	48	69.7	0	.0	0	0	0	0	0	
5402	VOITH HUNRO, INC	YORK	PA	NONE	P	Y	N	N	0	0	.0	0	.0	0	0	0	0	0	0	0	0	0	0	0	0	
5442	WALFEL BEGETER & TODD, INC.	PHILADELPHIA	PA	NONE	P	Y	N	N	0	0	.0	0	.0	0	0	0	0	0	0	0	0	0	0	0	0	
5228	WABZ/NE ENGINEERING, INC.	PHILADELPHIA	PA	NONE	P	Y	N	N	0	0	.0	0	.0	0	0	0	0	0	0	0	0	0	0	0	0	
4862	WEBB ELECTRIC COMPANY OF FLA	PENSACOLA	FL	NONE	P	N	N	N	2	288	100.0	17	6.1	0	0	161	161	100.0	0	0	0	0	0	0	0	
5144	WEBS MARINE INC	CRANFORD	NJ	NONE	P	N	N	N	20518	2329	11.4	355	1.7	48	1.2	0	0	0	0	0	0	0	0	0	0	
4097	WHITMAN, REGUARDI & ASSOCIATES	BALTIMORE	MD	9101	P	N	N	N	3	3	100.0	3	100.0	0	0	0	0	0	0	0	0	0	0	0	0	
5023	WHITNEY, BAILEY, COX & MAGNANI	BALTIMORE	MD	NONE	P	Y	N	N	220	169	77.0	60	27.1	0	0	118	86	73.3	41	35.0	0	0	0	0	0	
5446	WIL-FREDS CONSTRUCTION INC DEL	AUROBA	IL	NONE	P	Y	Y	Y	0	0	.0	0	.0	0	0	0	0	0	0	0	0	0	0	0	0	
4946	WILDER CONSTRUCTION CO INC	BELLINGHAM	WA	NONE	P	N	N	N	412	345	83.8	50	12.1	0	0	0	0	0	0	0	0	0	0	0	0	
3601	WILLBROS BUTLER ENGINEERS INC	TULSA	OK	NONE	P	N	N	N	328	502	153.0	47	14.4	13-	*	1415	917	64.9	13	.9	0	0	0	0	0	
5219	WILSON ENGINEERS & ARCHITECTS	COLORADO SPRIN	CO	NONE	P	Y	N	N	153	51	33.1	0	.0	0	0	0	0	0	0	0	0	0	0	0	0	
5108	WOLTERBERG, ALVAREZ & ASSOC	MIAMI	FL	NONE	P	N	N	N	27	7	25.2	7	25.2	0	0	0	0	0	0	0	0	0	0	0	0	
4752	WOODWARD-CLYDE CONSULTANTS	DENVER	AZ	NONE	P	Y	Y	Y	1535	904	55.3	85	5.2	0	0	1018	0	0	0	0	0	0	0	0	0	
4769	WOODWARD-CLYDE FEDERAL SVC INC	DENVER	CO	9404	P	N	N	N	4949	1938	39.8	127	2.8	4	.1	3213	802	25.0	39	1.2	0	0	0	0	0	
4415	WOODPECK CONSULTANTS	DAYTON	OH	NONE	P	Y	N	N	768	658	85.7	0	.0	0	0	122	122	100.1	18	15.0	0	0	0	0		
5107	WU ENGINEERING & SCIENCE INC	GRAND RAPIDS	MI	NONE	P	Y	Y	Y	0	0	.0	0	.0	0	0	0	0	0	0	0	0	0	0	0		
4457	WUNN CONSTRUCTION CO, INC	OKLAHOMA CITY	OK	NONE	P	Y	Y	Y	1390	950	68.4	45	3.2	9	.6	9610	8108	84.4	712	7.0	0	0	0	0		
4226	YANDELL & HILLER, INC.	FORT WORTH	TX	NONE	P	Y	Y	Y	0	0	.0	0	.0	0	0	0	0	0	0	0	0	0	0	0		
4564	YEASER E L CONSTRUCTION CO	RIVERSIDE	CA	NONE	P	Y	N	N	14265	8830	61.9	8311	58.3	0	0	3154	2226	70.6	2224	70.5	0	0	0	0		
5231	YUC TECHNOLOGIES	MILFORD	CT	NONE	P	N	N	N	178	143	80.5	2	1.1	0	0	0	0	0	0	0	0	0	0	0	0	
5230	YUC, INC.	MILFORD	CT	NONE	P	N	N	N	2181	1883	86.3	0	.0	0	0	0	0	0	0	0	0	0	0	0	0	
2731	ZACHRY, H. B. COMPANY	SAN ANTONIO	TX	9303	P	N	N	N	3313	1025	30.9	539	16.3	0	0	0	0	0	0	0	0	0	0	0	0	
SERVICE		CUM QTR	NOT		O/S	O/D			2107921	1234764	58.6	182685	8.7	55	*	92266	4.4	1926257	1189500	61.8	133373	6.9	30	*	74507	3.9
ARMY		523	375	145	164	41	173	148	91	184																

Prepared By: Washington Headquarters Services
Directorate for Information
Operations and Reports

Section 2

Companies Participating in the DoD Subcontracting Program: Navy Detail Listing

PERIOD COVERED: OCT 1993 - SEP 1994

Table III - 2. Companies Participating in the DoD Subcontracting Program:

CODE	COMPANY	CITY	ST	DATE	E	D	S	Navy Detail Listing						CUMULATIVE CURRENT FISCAL YEAR (1994)						CUMULATIVE PREVIOUS FISCAL YEAR (1993)						
								TOTAL \$AMT	SMALL \$AMT	PCT	\$AMT	DISADV PCT	HBCU/MT	MOB PCT	TOTAL \$AMT	SMALL \$AMT	PCT	DISADV PCT	HBCU/MT	MOB PCT						
4171	ABB ENVIRONMENTAL SERVICES, INC.	TALLAHASSEE	FL	NONE	P	N	N	11028	4917	44.6	1074	9.7	0	0	386	3.5	11995	4882	40.8	247	2.1	0	0	181	1.5	
5164	AC ASSOCIATES	LUBBOCK	TX	NONE	P	N	N	9	0	100.0	0	0.0	0	0	0	0.0	0	66	94.7	0	0.0	0	0	0	0	0.0
5158	ALASKA MECHANICAL INC	ANCHORAGE	AK	NONE	P	N	N	1	0	0.0	0	0.0	0	0	0	0.0	0	0	0	0	0.0	0	0	0	0	0.0
3440	ALEUTIAN CONSTRUCTORS	SEATTLE	WA	8907	P	N	N	14	14	100.0	1	9.2	0	0	1	9.2	10905	10399	95.4	428	3.9	0	0	315	2.9	
5523	AMANN ENVIRONMENTAL CNSTR	COVINA	CA	9408	P	N	N	448	153	34.2	27	6.0	0	0	50	11.1	0	0	0	0	0.0	0	0	0	0	0.0
5425	AMERICAN SYSTEMS ENRG CORP	VIRGINIA BEACH	VA	NONE	P	N	N	5038	2298	45.6	489	9.7	0	0	147	2.9	2613	1515	58.0	187	7.1	0	0	355	13.6	
4163	ATLANTIC MARINE, INC.	JACKSONVILLE	FL	NONE	P	N	N	3635	2082	57.3	73	2.0	0	0	173	4.8	8162	5578	68.4	480	5.9	0	0	783	9.6	
4119	AUDS PLUMBING & METAL WORK	HONOLULU	HI	NONE	P	N	N	1262	1688	12.7	55	1.4	0	0	1633	12.3	0	0	0	0	0.0	0	0	0	0	0.0
4443	BAKER ENVIRONMENTAL, INC. - SRN	NEW ORLEANS	LA	9303	P	N	N	174523	57477	32.9	678	1.5	0	0	2081	1.2	61119	15152	24.8	722	1.2	0	0	1897	3.1	
4959	BARRETT CONSULTING GROUP INC	HONOLULU	HI	9406	P	N	N	672	123	18.3	123	18.3	0	0	0	0.0	370	221	59.6	894	0	0	0	0	0	0.0
0116	BATH IRON WORKS CORPORATION	BATH	ME	9409	P	N	N	206358	82044	39.8	1450	7.0	0	0	3677	1.8	267351	78806	29.5	0	0	0	2616	1.0		
5214	BAYLOR COLLEGE OF MEDICINE	HOUSTON	TX	NONE	P	N	N	15	3	17.3	4	9.9	0	0	333	14.5	0	0	0	0	0.0	0	0	0	0	0.0
5511	BCH CONSTRUCTION COMPANY INC	SANTA ROSA	CA	NONE	P	N	N	2294	1543	67.3	488	21.3	0	0	53	1.2	42	6	15.3	0	0	0	0	0	0	0.0
5494	BECHTEL NATIONAL INC	SAN FRANCISCO	CA	9301	P	N	N	23102	188	0.8	35	0.1	0	0	0	0.0	0	0	0	0	0.0	0	0	0	0	0.0
5213	BELLSOUTH COMM SYSTEMS	MOBILE	VA	NONE	P	N	N	739	1	0.1	0	0.0	0	0	0	0.0	848	290	34.3	97	11.4	0	0	33	3.9	
5043	BELL COLLINS & ASSOCIATES LTD	HONOLULU	HI	NONE	P	N	N	1671	1630	97.6	432	25.9	0	0	18	1.1	1315	1279	97.3	243	18.5	0	0	15	1.1	
4611	BENDER ALLEN L INC	LA SACRAMENTO	CA	NONE	P	N	N	12366	7438	60.1	1596	12.9	0	0	0	0.0	7943	4172	52.6	927	11.7	0	0	0	0	0.0
5312	BENHART GROUP INC	PHOENIX	AZ	NONE	P	N	N	516	214	41.2	197	38.0	0	0	6	1.1	0	0	0	0	0.0	0	0	0	0	0.0
0190	BETHLEHEM STEEL CORPORATION	BETHLEHEM	PA	8202	B	Y	N	0	0	0.0	0	0.0	0	0	0.0	2821	2078	73.7	67	2.4	0	0	46	1.6		
4600	BIOMEDICAL RESEARCH INSTITUTE	ROCKVILLE	MD	NONE	P	N	N	12	4028	37.4	126	1.1	0	0	0	0.0	16	9	55.8	4	3.1	0	0	0	0	0.0
4958	BIS INTERNATIONAL ASSOCIATES	HUNTSVILLE	AL	NONE	P	N	N	753	57	0.7	233	79.9	0	0	495	6.6	1122	676	60.2	4	0.4	0	0	45	4.0	
5496	BLASLAND & BUCK ENGINEERS PC	SALT LAKE CITY	UT	NONE	P	N	N	5642	3527	62.5	1749	31.0	0	0	695	12.3	0	0	0	0	0.0	0	0	0	0	0.0
5045	BOEHL CONSTRUCTION COMPANY	TITUSVILLE	FL	NONE	P	N	N	2562	2007	78.3	0	0.0	0	0	2007	78.3	0	0	0	0	0.0	0	0	0	0	0.0
5170	BOEYER ASSOCIATES INC	SAINT LOUIS	MO	NONE	P	N	N	57	3	4.7	0	0.0	0	0	0	0.0	0	0	0	0	0.0	0	0	0	0	0.0
5474	BOYLE ENGINEERING CORPORATION	NEAPORT BEACH	CA	NONE	P	N	N	492	35	7.2	12	1.2	0	0	23	4.7	0	0	0	0	0.0	0	0	0	0	0.0
4810	BROADMOOR	MELBOURNE	LA	9305	P	N	N	5376	3371	62.7	306	5.7	0	0	250	4.6	0	0	0	0	0.0	0	0	0	0	0.0
5041	BROWN & ROOT SERVICES CORPORATIO	PROVIDENCE	RI	9405	P	N	N	17880	13976	79.0	1018	5.8	0	0	781	4.4	17721	13570	76.6	1976	11.1	0	0	2045	11.5	
2893	BROWN UNIVERSITY	PROVIDENCE	RI	NONE	P	N	N	11	8	76.1	0	0.0	0	0	0	0.0	5	4	69.1	0	0.0	0	0	0	0	0.0
3673	BURNS & MCGONNELL ENGINEERING CO	KANSAS CITY	MO	8902	P	N	N	1012	194	19.2	0	0.0	0	0	6	0.6	230	92	40.1	2	0.8	0	0	2	0.9	
3524	C CONSTRUCTION CO INC	TULE	TX	8308	P	N	N	112	140	125.0	0	0.0	0	0	0	0.0	39739	31758	80.0	391	1.0	0	0	0	0	0.0
4608	C E ULLITE CONSTRUCTION CO INC	SAN DIEGO	CA	9204	P	N	N	348437	25650	7.3	375	10.6	0	0	0	0.0	24071	16896	69.4	2847	11.8	0	0	0	0	0.0
2854	CADDELL CONSTRUCTION CO., INC.	MONTGOMERY	AL	9309	P	N	N	10037	8897	88.6	552	5.5	0	0	97	1.0	9746	8394	86.2	651	6.7	0	0	75	0.8	
4435	CARNEGIE MELLON UNIV, SPONSORED	PITTSBURGH	PA	9006	P	N	N	146367	24248	16.6	434	3.0	0	0	999	7.7	127189	18976	15.0	213	1.6	0	0	0	0	0.0
5120	CAROTHERS CONSTRUCTION INC	WATER VALLEY	MS	9212	P	N	N	2965	2935	99.0	32	1.1	0	0	4	0.1	0	0	0	0	0.0	0	0	0	0	0.0
5167	CDC ENTERPRISES, INC	NOFOLK	VA	NONE	P	N	N	3939	2979	75.6	383	9.7	0	0	0	0.0	9195	6103	66.4	609	6.6	0	0	0	0	0.0
4799	CGI FEDERAL PROGRAMS CORPORATION	FARFAX	VA	9004	P	N	N	444	190	42.8	60	13.6	0	0	0	0.0	1421	91.9	64.8	0	0.0	0	0	804	56.6	
4813	CENTER FOR NAVAL ANALYSES	ALEXANDRIA	VA	9404	P	N	N	4986	4886	48.0	224	2.2	0	0	101	1.0	8576	3782	44.2	67	0.8	0	0	276	3.2	
5169	CENTER BATSON	DALLAS	TX	NONE	P	N	N	87358	22318	25.5	4536	5.2	0	0	1960	2.2	0	0	0	0	0.0	0	0	0	0	0.0
5019	CENTRUM SAKA INC	MOBILE	LA	NONE	P	N	N	135	30	22.2	0	0.0	0	0	0	0.0	277	0	0	0	0.0	0	0	0	0.0	
4456	CLARK KENSEL, JOHN BARRETT	MOBILE	LA	NONE	P	N	N	135	30	22.2	0	0.0	0	0	0	0.0	277	0	0	0	0.0	0	0	0	0	0.0
5509	COAKLEY & WILLIAMS CONSTRUCTION	GREENBELT	MD	NONE	P	N	N	2298	1423	63.4	79	3.4	0	0	0	0.0	157	128	81.5	14	8.6	0	0	0	0	0.0
4469	COMPUTER SCIENCES CORPORATION	FALLS CHURCH	VA	NONE	P	N	N	418	357	85.6	2	0.5	0	0	18	4.4	418	259	62.0	68	16.2	0	0	0	0	0.0

Table III-2. Companies Participating in the DoD Subcontracting Program:

PERIOD COVERED: OCT 1993 - SEP 1994														
SMALL BUSINESS SUBCONTRACT GOALS						SMALL DISADVANTAGED BUSINESS SUBCONTRACT GOALS								
COMPLETED THIS FY MET GOALS			COMPLETED THIS FY NOT MET GOAL			COMPLETED THIS FY MET GOALS			COMPLETED THIS FY NOT MET GOAL					
ACTIVE	NAVY DETAIL LISTING (continued)					ACTIVE	SMALL DISADVANTAGED BUSINESS SUBCONTRACT GOALS							
NO OF CONTRACT CTRTS	CONTRACT \$ AMT	GOAL \$ AMT	ACHIEVE \$ AMT	ACHIEVE PCT	NO OF CONTRACT CTRTS	CONTRACT \$ AMT	GOAL \$ AMT	ACHIEVE \$ AMT	ACHIEVE PCT	NO OF CONTRACT CTRTS	CONTRACT \$ AMT	GOAL \$ AMT	ACHIEVE \$ AMT	ACHIEVE PCT
1	31604	9849	0	.0	0	0	0	0	.0	0	0	0	0	.0
1	173	250	0	.0	0	0	0	0	.0	0	0	0	0	.0
1	164	184	0	.0	0	0	0	0	.0	0	0	0	0	.0
1	10965	8000	0	.0	0	0	0	0	.0	0	0	0	0	.0
1	448	600	0	.0	0	0	0	0	.0	0	0	0	0	.0
6	2803	9706	1712	*****	0	0	0	0	.0	0	0	0	0	.0
1	1177	821	432	127.6	0	0	0	0	.0	0	0	0	0	.0
1	13262	570	0	.0	0	0	0	0	.0	0	0	0	0	.0
6	986905	369029	0	.0	0	0	0	0	.0	0	0	0	0	.0
3	21760	26462	0	.0	0	0	0	0	.0	0	0	0	0	.0
2	344	486	0	.0	0	0	0	0	.0	0	0	0	0	.0
17	758923	1014219	0	.0	0	0	0	0	.0	0	0	0	0	.0
1	1543	1086	0	.0	0	0	0	0	.0	0	0	0	0	.0
1	2409	2966	0	.0	0	0	0	0	.0	0	0	0	0	.0
3	33562	5334	6870	130.3	0	0	0	0	.0	0	0	0	0	.0
6	2986	1250	0	.0	0	0	0	0	.0	0	0	0	0	.0
2	12366	5564	0	.0	0	0	0	0	.0	0	0	0	0	.0
2	214	247	0	.0	0	0	0	0	.0	0	0	0	0	.0
0	0	0	0	.0	0	0	0	0	.0	0	0	0	0	.0
1	84	18	0	.0	0	0	0	0	.0	0	0	0	0	.0
1	8658	1850	0	.0	0	0	0	0	.0	0	0	0	0	.0
2	1134	536	0	.0	0	0	0	0	.0	0	0	0	0	.0
2	1133	190	0	.0	0	0	0	0	.0	0	0	0	0	.0
2	1133	167	0	.0	0	0	0	0	.0	0	0	0	0	.0
1	2562	6201	0	.0	0	0	0	0	.0	0	0	0	0	.0
1	57	75	0	.0	0	0	0	0	.0	0	0	0	0	.0
1	492	10	0	.0	0	0	0	0	.0	0	0	0	0	.0
0	0	0	0	.0	0	0	0	0	.0	0	0	0	0	.0
8	84518	62068	17400	103.6	0	0	0	0	.0	0	0	0	0	.0
1	55	18	0	.0	0	0	0	0	.0	0	0	0	0	.0
4	226	197	0	.0	0	0	0	0	.0	0	0	0	0	.0
1	4538	0	0	.0	1	23	11	9	85.0	0	0	0	0	.0
3	23156	18903	0	.0	0	0	0	0	.0	0	0	0	0	.0
1	10037	2465	0	.0	0	0	0	0	.0	0	0	0	0	.0
1	165	165	0	.0	0	0	0	0	.0	0	0	0	0	.0
0	0	0	0	.0	0	0	0	0	.0	0	0	0	0	.0
1	2965	2946	0	.0	0	0	0	0	.0	0	0	0	0	.0
3	3267	473	0	.0	0	0	0	0	.0	0	0	0	0	.0
2	1864	400	0	.0	0	0	0	0	.0	0	0	0	0	.0
1	40397	8907	0	.0	0	0	0	0	.0	0	0	0	0	.0
1	87358	62430	0	.0	0	0	0	0	.0	0	0	0	0	.0
1	1216	673	0	.0	0	0	0	0	.0	0	0	0	0	.0
5	240	299	4	69.6	0	0	0	0	.0	0	0	0	0	.0
2	2266	163	0	.0	0	0	0	0	.0	0	0	0	0	.0
1	10490	1075	0	.0	0	0	0	0	.0	0	0	0	0	.0

Table III - 2. Companies Participating in the DoD Subcontracting Program:

PERIOD COVERED: OCT 1993 - SEP 1994														
SMALL BUSINESS SUBCONTRACT GOALS						SMALL DISADVANTAGED BUSINESS SUBCONTRACT GOALS								
COMPLETED THIS FY MET GOALS						COMPLETED THIS FY MET GOALS								
ACTIVE			COMPLETED THIS FY NOT MET GOAL			ACTIVE			COMPLETED THIS FY NOT MET GOAL					
NO OF CTRTS	CONTRACT \$ AHT	GOAL \$ AHT	NO OF CTRTS	CONTRACT \$ AHT	GOAL \$ AHT	NO OF CTRTS	CONTRACT \$ AHT	GOAL \$ AHT	NO OF CTRTS	CONTRACT \$ AHT	GOAL \$ AHT	NO OF CTRTS	CONTRACT \$ AHT	GOAL \$ AHT
					ACHIEVE PCT						ACHIEVE PCT			ACHIEVE PCT
0	0	0	0	0	0.0	0	0	0	0	0.0	0	0	0	0.0
2	204	21	0	0	0.0	0	0	0	0	0.0	0	0	0	0.0
4	5819	8440	0	0	0.0	0	0	0	0	0.0	0	0	0	0.0
1	1081	117	0	0	0.0	0	0	0	0	0.0	0	0	0	0.0
1	5764	1359	0	0	0.0	0	0	0	0	0.0	0	0	0	0.0
1	1369	1889	0	0	0.0	0	0	0	0	0.0	0	0	0	0.0
2	776	904	0	0	0.0	0	0	0	0	0.0	0	0	0	0.0
1	42	0	0	0	0.0	0	0	0	0	0.0	0	0	0	0.0
0	0	0	0	0	0.0	0	0	0	0	0.0	0	0	0	0.0
2	997	306	0	0	0.0	0	0	0	0	0.0	0	0	0	0.0
1	5895	1488	0	0	0.0	0	0	0	0	0.0	0	0	0	0.0
0	0	0	0	0	0.0	0	0	0	0	0.0	0	0	0	0.0
1	2	3	0	0	0.0	0	0	0	0	0.0	0	0	0	0.0
4	3820	1430	0	0	0.0	0	0	0	0	0.0	0	0	0	0.0
0	0	0	0	0	0.0	0	0	0	0	0.0	0	0	0	0.0
1	1997	359	0	0	0.0	0	0	0	0	0.0	0	0	0	0.0
1	945	2369	0	0	0.0	0	0	0	0	0.0	0	0	0	0.0
1	221	186	0	0	0.0	0	0	0	0	0.0	0	0	0	0.0
2	7374	1220	0	0	0.0	0	0	0	0	0.0	0	0	0	0.0
0	0	0	0	0	0.0	0	0	0	0	0.0	0	0	0	0.0
1	15052	320	0	0	0.0	0	0	0	0	0.0	0	0	0	0.0
2	11436	1220	0	0	0.0	0	0	0	0	0.0	0	0	0	0.0
8	3781	5991	0	0	0.0	0	0	0	0	0.0	0	0	0	0.0
5	387	224	0	0	0.0	0	0	0	0	0.0	0	0	0	0.0
3	379	90	0	0	0.0	0	0	0	0	0.0	0	0	0	0.0
1	6287	400	0	0	0.0	0	0	0	0	0.0	0	0	0	0.0
1	5757	400	0	0	0.0	0	0	0	0	0.0	0	0	0	0.0
1	7293	400	0	0	0.0	0	0	0	0	0.0	0	0	0	0.0
1	5698	400	0	0	0.0	0	0	0	0	0.0	0	0	0	0.0
1	6080	400	0	0	0.0	0	0	0	0	0.0	0	0	0	0.0
1	5478	483	0	0	0.0	0	0	0	0	0.0	0	0	0	0.0
1	2088	240	0	0	0.0	0	0	0	0	0.0	0	0	0	0.0
1	1132	711	0	0	0.0	0	0	0	0	0.0	0	0	0	0.0
4	3909	1650	0	0	0.0	0	0	0	0	0.0	0	0	0	0.0
1	21	50	0	0	0.0	0	0	0	0	0.0	0	0	0	0.0
1	339	320	0	0	0.0	0	0	0	0	0.0	0	0	0	0.0
34	3073290	868478	0	0	0.0	0	0	0	0	0.0	0	0	0	0.0
1	11716	30000	0	0	0.0	0	0	0	0	0.0	0	0	0	0.0
7	6531	2874	0	0	0.0	0	0	0	0	0.0	0	0	0	0.0
0	459	64	0	0	0.0	0	0	0	0	0.0	0	0	0	0.0
1	772	1200	0	0	0.0	0	0	0	0	0.0	0	0	0	0.0
1	16282	2443	0	0	0.0	0	0	0	0	0.0	0	0	0	0.0
4	131101	58264	0	0	0.0	0	0	0	0	0.0	0	0	0	0.0
3	7876	2759	0	0	0.0	0	0	0	0	0.0	0	0	0	0.0
0	0	0	0	0	0.0	0	0	0	0	0.0	0	0	0	0.0

Table III-2. Companies Participating in the DoD Subcontracting Program: PERIOD COVERED: OCT 1993 - SEP 1994

SMALL BUSINESS SUBCONTRACT GOALS										SMALL DISADVANTAGED BUSINESS SUBCONTRACT GOALS									
COMPLETED THIS FY NET GOALS					COMPLETED THIS FY NOT NET GOAL					COMPLETED THIS FY NET GOALS					COMPLETED THIS FY NOT NET GOAL				
NO OF CTRTS	CONTRACT \$ AMT	GOAL \$ AMT	Achieve PCT	NO OF CTRTS	CONTRACT \$ AMT	GOAL \$ AMT	Achieve PCT	NO OF CTRTS	CONTRACT \$ AMT	GOAL \$ AMT	Achieve PCT	NO OF CTRTS	CONTRACT \$ AMT	GOAL \$ AMT	Achieve PCT	NO OF CTRTS	CONTRACT \$ AMT	GOAL \$ AMT	Achieve PCT
0	0	0	0	0	0	0	0	0	0	0	0	0	0	0	0	0	0	0	0
2	3048	1067	0	0	0	0	0	0	0	0	0	0	0	0	0	0	0	0	0
4	8054	35287	0	0	0	106	746	689.5	0	0	0	0	0	0	0	0	0	0	0
3	1593	7767	0	0	0	0	0	0	0	0	0	0	0	0	0	0	0	0	0
5	74	0	0	0	0	0	0	0	0	0	0	0	0	0	0	0	0	0	0
0	0	0	0	0	0	0	0	0	0	0	0	0	0	0	0	0	0	0	0
4	276	140	0	0	0	13	38	284.6	0	0	0	0	0	0	0	0	0	0	0
1	603	166	0	0	0	0	0	0	0	0	0	0	0	0	0	0	0	0	0
2	181	330	0	0	0	0	0	0	0	0	0	0	0	0	0	0	0	0	0
1	450	386	0	0	0	0	0	0	0	0	0	0	0	0	0	0	0	0	0
1	3	3	0	0	0	0	0	0	0	0	0	0	0	0	0	0	0	0	0
0	0	0	0	0	0	32	2165	*****	0	0	0	0	0	0	0	0	0	0	0
1	8057	5065	0	0	0	0	0	0	0	0	0	0	0	0	0	0	0	0	0
1	7387	5995	0	0	0	0	0	0	0	0	0	0	0	0	0	0	0	0	0
1	7946	5261	0	0	0	0	0	0	0	0	0	0	0	0	0	0	0	0	0
1	2477	918	0	0	0	0	0	0	0	0	0	0	0	0	0	0	0	0	0
5	93139	68347	0	0	0	0	0	0	0	0	0	0	0	0	0	0	0	0	0
0	0	0	0	0	0	0	0	0	0	0	0	0	0	0	0	0	0	0	0
4	161548	33802	0	0	0	0	0	0	0	0	0	0	0	0	0	0	0	0	0
1	64488	6365	0	0	0	0	0	0	0	0	0	0	0	0	0	0	0	0	0
5	16054	4030	0	0	0	0	0	0	0	0	0	0	0	0	0	0	0	0	0
4	73050	18671	0	0	0	0	0	0	0	0	0	0	0	0	0	0	0	0	0
1	126586	31397	0	0	0	0	0	0	0	0	0	0	0	0	0	0	0	0	0
2	26586	11143	0	0	0	0	0	0	0	0	0	0	0	0	0	0	0	0	0
0	0	0	0	0	0	0	0	0	0	0	0	0	0	0	0	0	0	0	0
1	3936	2362	0	0	0	0	0	0	0	0	0	0	0	0	0	0	0	0	0
2	6034	10001	0	0	0	4549	8126	178.6	0	0	0	0	0	0	0	0	0	0	0
0	0	0	0	0	0	0	0	0	0	0	0	0	0	0	0	0	0	0	0
1	12203	429	0	0	0	0	0	0	0	0	0	0	0	0	0	0	0	0	0
1	529	500	0	0	0	0	0	0	0	0	0	0	0	0	0	0	0	0	0
3	36781	1298	0	0	0	34	750	*****	0	0	0	0	0	0	0	0	0	0	0
1	2686	1740	0	0	0	0	0	0	0	0	0	0	0	0	0	0	0	0	0
1	3520	561	0	0	0	0	0	0	0	0	0	0	0	0	0	0	0	0	0
1	3721	2201	0	0	0	0	0	0	0	0	0	0	0	0	0	0	0	0	0
0	0	0	0	0	0	824	1480	179.7	0	0	0	0	0	0	0	0	0	0	0
0	0	0	0	0	0	0	0	0	0	0	0	0	0	0	0	0	0	0	0
2	564	230	0	0	0	0	0	0	0	0	0	0	0	0	0	0	0	0	0
1	38	665	0	0	0	0	0	0	0	0	0	0	0	0	0	0	0	0	0
6	28882	3048	0	0	0	0	0	0	0	0	0	0	0	0	0	0	0	0	0
4	9473	4369	0	0	0	0	0	0	0	0	0	0	0	0	0	0	0	0	0
1	1461	49	0	0	0	0	0	0	0	0	0	0	0	0	0	0	0	0	0
2	25791	7794	0	0	0	0	0	0	0	0	0	0	0	0	0	0	0	0	0
2	2994	4423	0	0	0	191	530	277.7	0	0	0	0	0	0	0	0	0	0	0
22	2994	4423	0	0	0	191	530	277.7	0	0	0	0	0	0	0	0	0	0	0

PERIOD COVERED: OCT 1993 - SEP 1994

Table III-2. Companies Participating in the DoD Subcontracting Program:

CODE	COMPANY	CITY	ST	DATE	T R R Y E A R E D S	TOTAL \$AMT	CUMULATIVE CURRENT FISCAL YEAR (1994)				CUMULATIVE PREVIOUS FISCAL YEAR (1993)									
							\$AMT	SMALL PCT	DISADV PCT	HBCU/MI PCT	\$AMT	SMALL PCT	DISADV PCT	HBCU/MI PCT						
5327	HETCALF & EDDY INC	LAKEFIELD	MA	9409	P Y N	127	127	100.0	0	0	0	0	0	0	0	0	0	0	0	0
5222	HOFFMAN DEPARTMENT OF PUB HLTH	LANSING	MI	NONE	P Y N	671	450	67.0	0	0	0	0	0	0	0	0	0	0	0	0
4897	HOFFMAN & NICHOL ENGINEERS	LONG BEACH	CA	NONE	P Y N	187	187	100.0	0	0	0	0	0	0	0	0	0	0	0	0
5356	HORRISON KNUDSEN CORPORATION	N. CHARLESTON	SC	NONE	P Y N	572	271	47.4	12	2.1	0	0	0	0	0	0	0	0	0	0
0760	NATIONAL STEEL & SHIPBUILDING CO	SAN DIEGO	CA	8812	B Y N	102711	57395	55.9	3236	3.2	0	0	0	0	0	0	0	0	0	0
4490	NBUJ	SEATTLE	WA	9110	P Y N	61	20	32.6	0	0	0	0	0	0	0	0	0	0	0	0
3235	NEW MEXICO STATE UNIVERSITY	LAS CRUCES	NM	9202	B Y N	3	18810	72.2	0	0	0	0	0	0	0	0	0	0	0	0
0768	NEUPORT NEWS SHIPBUILDING & DRY	NEUPORT NEWS	VA	9409	P Y N	357546	17089	52.6	11568	3.2	0	0	0	0	0	0	0	0	0	0
4804	NORTH AMERICAN MECHANICAL SVCS	NEWPORT NEWS	VA	9409	P Y N	27331	17089	62.5	1290	4.7	0	0	0	0	0	0	0	0	0	0
5517	NORWOOD INDUSTRIAL CNSTR CO	JACKSONVILLE	FL	NONE	P Y N	1378	1183	83.8	4	0.3	0	0	0	0	0	0	0	0	0	0
4853	NOVA GROUP INC	MESA	CA	NONE	P Y N	6333	4921	77.7	488	7.7	0	0	0	0	0	0	0	0	0	0
5475	OCEANERING TECHNOLOGIES, INC	UPPER MERLBORO	CA	9403	P Y N	17228	151	84.3	9034	51.0	0	0	0	0	0	0	0	0	0	0
5513	ODEN ALLIED EASTERN STATES	ARLINGTON	VA	NONE	P Y N	215	3	70.1	3	100.0	0	0	0	0	0	0	0	0	0	0
5502	ODEN EHVHTL & ENRGY SVC CO	SAN DIEGO	CA	NONE	P Y N	4042	2318	57.3	188	4.6	0	0	0	0	0	0	0	0	0	0
5316	ODEN EHVHTL & ENRGY SVC CO	MASHVILLE	TN	NONE	P Y N	773	529	68.4	21	2.7	0	0	0	0	0	0	0	0	0	0
3515	OHIO STATE UNIV RESEARCH FOUNDA	COLUMBUS	OH	NONE	B Y N	157	59	37.7	2	1.0	0	0	0	0	0	0	0	0	0	0
4801	OHIO PENETRATION SERVICES CORPORA	HONOLULU	HI	NONE	P Y N	50121	21766	43.4	3534	7.1	0	0	0	0	0	0	0	0	0	0
5328	OKTIA KUMHITSU & ASSOC.	HONOLULU	OK	NONE	P Y N	102	69	65.4	30	0	0	0	0	0	0	0	0	0	0	0
1974	OKLAHOMA STATE UNIV (ENR RESEARC	STILLWATER	OK	NONE	P Y N	102	69	67.7	0	0	0	0	0	0	0	0	0	0	0	0
4808	P.U. CONSTRUCTION, INC	UPLAND	CA	NONE	P Y N	10783	5327	49.5	3176	29.5	0	0	0	0	0	0	0	0	0	0
4890	P.U. DIV. NO. 1 OF SHONOTISH COUNTY	EVERETT	WA	NONE	P Y N	842	164	19.5	0	0	0	0	0	0	0	0	0	0	0	0
5032	PACIFIC ENVIRONMENTAL SERVICES	HERNDON	VA	NONE	P Y N	2256	1272	55.4	10	0.4	0	0	0	0	0	0	0	0	0	0
5329	PACOMAR GRADING & PAVING, INC	ESCONDIDO	CA	NONE	P Y N	501	501	100.0	0	0	0	0	0	0	0	0	0	0	0	0
4810	PARSONS, BRINCKERHOFF, QUADE &	SAN FRANCISCO	CA	NONE	P Y N	0	0	100.0	0	0	0	0	0	0	0	0	0	0	0	0
5169	PCL CONSTRUCTION ASSOCIATES	BELLEVE	WA	NONE	P Y N	9148	5776	63.1	585	6.4	0	0	0	0	0	0	0	0	0	0
1425	PENNA STATE UNIV/APPLIED RESEARCH	STATE COLLEGE	PA	9303	P Y N	19818	9842	49.7	0	0	0	0	0	0	0	0	0	0	0	0
3908	PENNA STATE UNIV/PURCHASING SERVI	UNIVERSITY PARK	PA	NONE	P Y N	165	116	70.2	40	24.4	0	0	0	0	0	0	0	0	0	0
3554	PETERSON BUILDERS, INC	STURKEON BAY	WI	NONE	P Y N	1210	522	43.1	75	6.2	0	0	0	0	0	0	0	0	0	0
5318	PICKUS CONSTRUCTION AND EDP CO	WAUKESHA	IL	NONE	P Y N	1555	868	55.7	168	10.8	0	0	0	0	0	0	0	0	0	0
5371	PLANT MANAGEMENT CORPORATION	HONOLULU	HI	NONE	P Y N	1648	1133	68.7	263	16.0	0	0	0	0	0	0	0	0	0	0
4895	PROJ MANAGEMENT INC	HONOLULU	HI	NONE	P Y N	491	319	64.0	40	10.0	0	0	0	0	0	0	0	0	0	0
4454	PROJ ENVIRONMENTAL MANAGEMENT, IN	SAN FRANCISCO	CA	NONE	P Y N	12852	12852	100.0	2505	16.2	0	0	0	0	0	0	0	0	0	0
4897	REGENTS OF NEW MEXICO STATE UNIV	LAS CRUCES	NM	9403	P Y N	1710	1219	71.3	183	10.7	0	0	0	0	0	0	0	0	0	0
4792	REGENTS OF THE UNIVERSITY OF CALIF.	SAN FRANCISCO	CA	NONE	P Y N	20	14	71.2	*	0	0	0	0	0	0	0	0	0	0	
3545	REGENTS OF UNIVERSITY OF CALIF.	LA JOLLA	CA	9404	P Y N	1194	823	68.9	70	5.8	0	0	0	0	0	0	0	0	0	0
4169	REGENTS OF UNIVERSITY OF CALIF.	LOS ANGELES	CA	9404	P Y N	303	195	64.5	5	1.7	0	0	0	0	0	0	0	0	0	0
4669	RESEARCH FOUNDATION OF SUNY	ALBANY	NY	8203	P Y N	50	1461	13.7	6	13.0	0	0	0	0	0	0	0	0	0	0
4996	ROOFING CONSTRUCTORS INC	SAN FRANCISCO	CA	9309	P Y N	1628	1461	89.8	261	16.0	0	0	0	0	0	0	0	0	0	0
4894	RUST ENVIRONMENT & INFRASTRUCTUR	GREENVILLE	SC	9408	P Y N	135	93	68.9	0	0	0	0	0	0	0	0	0	0	0	0
3248	SAN DIEGO GAS & ELECTRIC	LAKEVIEW HARBOR	CA	9302	P Y N	275984	944	29.0	4778	17.4	0	0	0	0	0	0	0	0	0	0
3017	SUPER TENC	ACADIAVILLE	LA	NONE	P Y N	3492	3261	94.0	120	3.0	0	0	0	0	0	0	0	0	0	0
5514	SCHLOSSER, W H CO INC	HATTISVILLE	MO	NONE	P Y N	0	0	0	0	0	0	0	0	0	0	0	0	0	0	0

Prepared By: Washington Headquarters Services
Directorate for Information Operations and Reports

Table III - 2. Companies Participating in the DoD Subcontracting Program:

PERIOD COVERED: OCT 1993 - SEP 1994																				
SMALL BUSINESS SUBCONTRACT GOALS				SMALL DISADVANTAGED BUSINESS SUBCONTRACT GOALS				COMPLETED THIS FY NET GOALS				COMPLETED THIS FY NOT NET GOAL								
ACTIVE				COMPLETED THIS FY NET GOAL				ACTIVE				COMPLETED THIS FY NET GOALS				COMPLETED THIS FY NOT NET GOAL				
NO OF CTRTS	CONTRACT \$ AMT	GOAL \$ AMT	Achieve PCT	NO OF CTRTS	CONTRACT \$ AMT	GOAL \$ AMT	Achieve PCT	NO OF CTRTS	CONTRACT \$ AMT	GOAL \$ AMT	Achieve PCT	NO OF CTRTS	CONTRACT \$ AMT	GOAL \$ AMT	Achieve PCT	NO OF CTRTS	CONTRACT \$ AMT	GOAL \$ AMT	Achieve PCT	
3	684	278	0.0	0	0	0	0.0	3	684	161	0.0	0	0	0	0.0	0	0	0	0.0	
1	5401	1069	0.0	0	0	0	0.0	1	5401	24	0.0	0	0	0	0.0	0	0	0	0.0	
5	2059	4000	0.0	0	0	0	0.0	5	2059	866	0.0	0	0	0	0.0	0	0	0	0.0	
5	467922	136797	0.0	0	0	0	0.0	5	467922	136797	0.0	0	0	0	0.0	0	0	0	0.0	
1	1996	502	0.0	0	0	0	0.0	0	0	0	0.0	0	0	0	0.0	0	0	0	0.0	
17	3494030	778206	0.0	0	0	0	0.0	17	3494030	0	0.0	0	0	0	0.0	0	0	0	0.0	
18	33228	27495	0.0	1	11	41	26.4	18	33228	89525	0.0	6	91212	287	2873	968.0	4	1069	140	18.2
1	2276	1662	0.0	0	0	0	0.0	1	2276	332	0.0	0	0	0	0.0	0	0	0	0.0	
2	6333	6504	0.0	0	0	0	0.0	2	6333	6504	0.0	0	0	0	0.0	0	0	0	0.0	
0	151	13	0.0	0	0	0	0.0	0	0	0	0.0	0	0	0	0.0	0	0	0	0.0	
3	16429	3928	0.0	0	0	0	0.0	3	16429	2186	0.0	0	0	0	0.0	0	0	0	0.0	
2	270	13	0.0	0	0	0	0.0	0	0	0	0.0	0	0	0	0.0	0	0	0	0.0	
20	92229	239956	0.0	0	0	0	0.0	20	92229	87057	0.0	0	0	0	0.0	0	0	0	0.0	
1	104	200	0.0	0	0	0	0.0	1	104	180	0.0	0	0	0	0.0	0	0	0	0.0	
1	134	91	0.0	0	0	0	0.0	1	134	40	0.0	0	0	0	0.0	0	0	0	0.0	
1	3801	1731	0.0	0	0	0	0.0	1	3801	550	0.0	0	0	0	0.0	0	0	0	0.0	
6	1386	2196	0.0	0	0	0	0.0	6	1386	158	0.0	0	0	0	0.0	0	0	0	0.0	
1	529	482	0.0	0	0	0	0.0	1	529	583	0.0	0	0	0	0.0	0	0	0	0.0	
1	325	25	0.0	0	0	0	0.0	1	325	25	0.0	0	0	0	0.0	0	0	0	0.0	
1	9148	2382	0.0	0	0	0	0.0	1	9148	893	0.0	0	0	0	0.0	0	0	0	0.0	
2	120636	21337	0.0	0	0	0	0.0	2	120636	2974	0.0	0	0	0	0.0	0	0	0	0.0	
6	7162	461	0.0	0	0	0	0.0	6	7162	249	0.0	0	0	0	0.0	0	0	0	0.0	
11	70366	7350	0.0	0	0	0	0.0	11	70366	7350	0.0	1	168	41	168	409.5	0	0	0	0.0
1	867	82	0.0	4	509	48	509	4	867	41	0.0	0	0	0	0.0	0	0	0	0.0	
1	1648	80	0.0	0	0	0	0.0	1	1648	20	0.0	0	0	0	0.0	0	0	0	0.0	
1	47	15	0.0	0	0	0	0.0	1	47	20	0.0	0	0	0	0.0	0	0	0	0.0	
1	24720	7415	0.0	0	0	0	0.0	1	24720	1206	0.0	0	0	0	0.0	0	0	0	0.0	
1	15452	8829	0.0	0	0	0	0.0	1	15452	883	0.0	0	0	0	0.0	0	0	0	0.0	
7	23887	15066	0.0	0	0	0	0.0	7	23887	1374	0.0	0	0	0	0.0	0	0	0	0.0	
0	0	0	0.0	0	0	0	0.0	0	0	0	0.0	0	0	0	0.0	0	0	0	0.0	
11	3131	1612	0.0	0	0	0	0.0	11	3131	492	0.0	0	0	0	0.0	0	0	0	0.0	
0	0	0	0.0	0	0	0	0.0	0	0	0	0.0	0	0	0	0.0	0	0	0	0.0	
2	199	47	0.0	0	0	0	0.0	2	199	25	0.0	1	10	9	10	104.0	0	0	0	0.0
4	1626	404	0.0	0	0	0	0.0	4	1626	131	0.0	0	0	0	0.0	0	0	0	0.0	
5	283	112	0.0	0	0	0	0.0	5	283	43	0.0	0	0	0	0.0	0	0	0	0.0	
1	1498	1244	0.0	0	0	0	0.0	1	1498	120	0.0	0	0	0	0.0	0	0	0	0.0	
0	0	0	0.0	0	0	0	0.0	0	0	0	0.0	0	0	0	0.0	0	0	0	0.0	
0	3492	2654	0.0	0	0	0	0.0	0	3492	339	0.0	0	0	0	0.0	0	0	0	0.0	

Table III-2. Companies Participating in the DoD Subcontracting Program:

PERIOD COVERED: OCT 1993 - SEP 1994													
SMALL BUSINESS SUBCONTRACT GOALS						SMALL DISADVANTAGED BUSINESS SUBCONTRACT GOALS							
ACTIVE			COMPLETED THIS FY NET GOALS			COMPLETED THIS FY NET GOALS			COMPLETED THIS FY NET GOALS				
NO. OF CONTRACT CTRTS	GOAL \$ AMT	NO. OF CONTRACT CTRTS	CONTRACT \$ AMT	GOAL \$ AMT	ACHIEVE PCT	NO. OF CONTRACT CTRTS	CONTRACT \$ AMT	GOAL \$ AMT	ACHIEVE PCT	NO. OF CONTRACT CTRTS	CONTRACT \$ AMT	GOAL \$ AMT	ACHIEVE PCT
3	174864	0	0	0	.0	0	0	0	0	0	0	0	0
1	6426	0	0	0	.0	0	0	0	0	0	0	0	0
3	2495	0	0	0	.0	0	0	0	0	0	0	0	0
12	36882	5	9985	4577	12.4	5	9985	1107	31.6	0	0	0	0
3	688	1	117	117	100.0	1	41	41	100.0	0	0	0	0
1	202	0	0	0	.0	0	0	0	0	0	0	0	0
16	27170	0	0	0	.0	0	0	0	0	0	0	0	0
1	31	0	0	0	.0	0	0	0	0	0	0	0	0
2	8103	0	0	0	.0	0	0	0	0	0	0	0	0
2	55313	0	0	0	.0	0	0	0	0	0	0	0	0
1	448	0	0	0	.0	0	0	0	0	0	0	0	0
0	0	2	482	70	14.5	2	482	70	14.5	0	0	0	0
0	0	0	0	0	.0	0	0	0	0	0	0	0	0
0	0	1	2587	1376	53.2	1	2587	128	4.9	0	0	0	0
27	5677	16	3414	5005	88.2	2	121	121	100.0	0	0	0	0
1	77	0	0	0	.0	0	0	0	0	0	0	0	0
1	11	0	0	0	.0	0	0	0	0	0	0	0	0
7	508742	0	0	0	.0	0	0	0	0	0	0	0	0
2	687	0	0	0	.0	0	0	0	0	0	0	0	0
2	24178	0	0	0	.0	0	0	0	0	0	0	0	0
4	20209	0	0	0	.0	0	0	0	0	0	0	0	0
3	2535	0	0	0	.0	0	0	0	0	0	0	0	0
2	5629	0	0	0	.0	0	0	0	0	0	0	0	0
1	814	0	0	0	.0	0	0	0	0	0	0	0	0
27	28008	0	0	0	.0	0	0	0	0	0	0	0	0
6	2121	0	0	0	.0	0	0	0	0	0	0	0	0
0	0	0	0	0	.0	0	0	0	0	0	0	0	0
0	0	0	0	0	.0	0	0	0	0	0	0	0	0
1	11	0	0	0	.0	0	0	0	0	0	0	0	0
10	492	0	0	0	.0	0	0	0	0	0	0	0	0
5	13215	0	0	0	.0	0	0	0	0	0	0	0	0
37	32057	0	0	0	.0	0	0	0	0	0	0	0	0
7	61391	0	0	0	.0	0	0	0	0	0	0	0	0
0	0	1	1606	159	9.9	1	1606	58	3.6	0	0	0	0
1	42777	0	0	0	.0	0	0	0	0	0	0	0	0
0	0	0	0	0	.0	0	0	0	0	0	0	0	0
1	3215	0	0	0	.0	0	0	0	0	0	0	0	0
2	1879	0	0	0	.0	0	0	0	0	0	0	0	0
4	139	0	0	0	.0	0	0	0	0	0	0	0	0
4	682	0	0	0	.0	0	0	0	0	0	0	0	0
1	244	0	0	0	.0	0	0	0	0	0	0	0	0
1	350	0	0	0	.0	0	0	0	0	0	0	0	0

PERIOD COVERED: OCT 1993 - SEP 1994

Table III - 2. Companies Participating in the DoD Subcontracting Program:

Navy Detail Listing (continued)

CODE	COMPANY	CITY	SURV P O K E O S	T E R M	CUMULATIVE CURRENT FISCAL YEAR (1994)				CUMULATIVE PREVIOUS FISCAL YEAR (1993)																			
					TOTAL \$AMT	SMALL PCT	DISADV \$AMT	DISADV PCT	TOTAL \$AMT	SMALL PCT	DISADV \$AMT	DISADV PCT	HBCU/NI \$AMT	HBCU/NI PCT	WOB \$AMT	WOB PCT												
	SERVICE	CUM QTR	Y/Y	Y/N	N/Y	N/N	REPT	O/S	O/D																			
	NAVY	222	188	1	118	0	103	34	10	48	3490787	1623300	46.5	175975	5.0	308	*	78525	2.2	3091154	1417345	45.9	136687	4.4	*	*	57616	1.9

Prepared By: Washington Headquarters Services
Directorate for Information
Operations and Reports

Table III - 2. Companies Participating in the DoD Subcontracting Program:

PERIOD COVERED: OCT 1993 - SEP 1994																											
SMALL BUSINESS SUBCONTRACT GOALS						SMALL DISADVANTAGED BUSINESS SUBCONTRACT GOALS																					
Navy Detail Listing (concluded)																											
ACTIVE			COMPLETED THIS FY MET GOALS			COMPLETED THIS FY NOT MET GOAL			ACTIVE			COMPLETED THIS FY MET GOALS			COMPLETED THIS FY NOT MET GOAL												
NO OF CONTRACT CRTS	GOAL \$ AMT		NO OF CONTRACT CRTS	GOAL \$ AMT	ACHIEVE PCT	NO OF CONTRACT CRTS	GOAL \$ AMT	ACHIEVE PCT	NO OF CONTRACT CRTS	GOAL \$ AMT	ACHIEVE PCT	NO OF CONTRACT CRTS	GOAL \$ AMT	ACHIEVE PCT	NO OF CONTRACT CRTS	GOAL \$ AMT	ACHIEVE PCT										
664	12953545	4779068	62	188873	44671	106214	237.8		18	6843	2593	1356	52.3		639	12872335	884906	34	173256	5826	13124	225.3	24	21769	1361	474	34.9

Section 3

Companies Participating in the DoD Subcontracting Program: Air Force Detail Listing

PERIOD COVERED: OCT 1993 - SEP 1994

Table III-3. Companies Participating in the DoD Subcontracting Program:

Air Force Detail Listing

CODE	COMPANY	CITY	SUPP ST DATE	PERIOD E O S	CUMULATIVE CURRENT FISCAL YEAR (1994)				CUMULATIVE PREVIOUS FISCAL YEAR (1993)						
					TOTAL \$AMT	SMALL PCT	DTSADV \$AMT	FISCAL PCT	HBQU/MT \$AMT	PCT	UOB \$AMT	PCT	TOTAL \$AMT	SMALL PCT	DTSADV \$AMT

0032	AEROSPACE CORPORATION	EL SEGUNDO CA	9406	P Y Y	50310	30239	60.1	4924	9.8	0	4244	8.4	52847	30585	57.9	7683	14.5	0	3384	6.4					
3449	C. S. R. CENTER TECHNICAL SUPPORT SV	PATRICK AFB FL	NONE	P Y N	11040	3309	30.0	390	3.5	0	421	3.8	17072	8171	47.9	346	2.0	0	251	1.5					
1366	CALSPAN CORP FIELD SERVICES INC/	ARNOLD AFB TX	9202	P Y N	515	368	71.5	10	1.9	0	10	1.9	493	332	67.3	44	8.9	0	0	0					
4385	COMPUTER SCIENCES CORPORATION	FALTS CHURCH VA	NONE	P Y N	19810	10979	55.4	7824	39.5	0	36	5.2	14307	5997	42.0	4399	30.7	0	8	0.1					
3432	ITT FEDERAL ELECTRIC CORP	VANDENBERG AFB CA	9403	P Y N	17378	7158	41.2	1497	8.6	0	1004	5.8	18423	8202	44.6	2362	12.8	12	1588	8.6					
4164	ITT FEDERAL SERVICES CORPORATION	VAFB CA	9403	P Y Y	13341	4898	37.4	1134	8.5	0	982	6.6	13445	5336	39.7	1283	9.5	12	1124	8.4					
2450	JOHNSON CONTROLS WORLD SERVICES	CAPE CANAVERAL FL	NONE	P Y N	5672	4284	77.5	1287	22.2	0	1578	27.1	9455	4839	51.4	148	1.6	0	585	3.1					
4632	JOHNSON CONTROLS WORLD SERVICES	LEXINGTON VA	9103	P Y N	766	443	57.9	139	18.2	0	139	18.2	722	484	67.2	49	6.8	0	0	0					
0675	H. I. T. LINCOLN LABORATORY	KENNEDY SPACE C FL	9110	P Y N	117280	58097	49.5	2547	2.2	0	2871	2.3	128256	68959	53.8	2853	2.3	0	2960	2.3					
2722	HC DONNELLY DOUGLAS ASTRONAUTICS	KENNEDY SPACE C FL	9110	P Y N	124	67	53.9	21	17.0	0	0	0	138	37	26.6	9	6.5	0	0	0					
0739	HITRE CORPORATION	BEDEFORD NH	9109	P Y Y	48718	18516	38.0	11351	23.3	0	1881	3.9	93056	50578	54.4	5096	5.5	0	2578	2.8					
4165	SSI SERVICES, INC.	ARNOLD AFB TX	9303	P Y N	44385	21580	48.6	3504	7.9	0	2396	5.4	49808	26308	52.9	3665	7.4	0	1864	3.7					
3841	SVERDRUP TECHNOLOGY INC	ARNOLD AIR BASE TX	9209	P Y N	1437	344	23.9	105	7.3	0	0	0	1336	486	36.4	108	8.1	0	0	0					
4220	TECOM, INC	AUSTIN FT WALTON BEACH FL	9401	P Y N	4898	3349	68.4	628	12.8	0	601	12.3	5625	4086	72.7	253	4.5	0	852	15.1					
3842	VITRO SERVICES CORPORATION	FT WALTON BEACH FL	9310	P Y N	1614	986	61.1	90	5.6	0	0	0	898	604	67.2	72	8.0	0	2	0.2					
SERVICE	CUM CNT	OTR CNT	Y/Y	V/Y	N/Y	N/N	REPT	O/S	O/D																
AIR FORCE	15	13	3	6	1	5	2	0	0																
										337288	164706	48.8	35460	10.5	0	15703	4.7	402888	215103	53.4	29632	7.4	25	15209	3.8

Table III-3. Companies Participating in the DoD Subcontracting Program:

PERIOD COVERED: OCT 1993 - SEP 1994															
SMALL BUSINESS SUBCONTRACT GOALS						SMALL DISADVANTAGED BUSINESS SUBCONTRACT GOALS									
ACTIVE			COMPLETED THIS FY MET GOALS			COMPLETED THIS FY NOT MET GOAL			COMPLETED THIS FY MET GOALS			COMPLETED THIS FY NOT MET GOAL			
NO OF CTRTS	CONTRACT \$ AMT	GOAL \$ AMT	NO OF CTRTS	CONTRACT \$ AMT	GOAL \$ AMT	NO OF CTRTS	CONTRACT \$ AMT	GOAL \$ AMT	ACHIEVE \$ AMT	ACHIEVE PCT	NO OF CTRTS	CONTRACT \$ AMT	GOAL \$ AMT	ACHIEVE \$ AMT	ACHIEVE PCT
2	50310	24187	0	0	0	0	0	0	0	.0	2	50310	2291	0	.0
1	10940	4923	0	0	0	0	0	0	0	.0	1	10940	547	0	.0
1	515	683	0	0	0	0	0	0	0	.0	1	515	34	0	.0
1	46980	4700	0	0	0	0	0	0	0	.0	1	46980	19900	0	.0
1	51932	25000	0	0	0	0	0	0	0	.0	1	51932	9950	0	.0
1	47696	25000	0	0	0	0	0	0	0	.0	1	47696	2550	0	.0
1	12126	9130	0	0	0	0	0	0	0	.0	1	12126	1243	0	.0
1	3176	1528	0	0	0	0	0	0	0	.0	1	3176	382	0	.0
1	117280	70368	0	0	0	0	0	0	0	.0	1	117280	2346	0	.0
1	927	308	0	0	0	0	0	0	0	.0	1	927	48	0	.0
1	48718	0	0	0	0	0	0	0	0	.0	1	48718	0	0	.0
0	180489	83345	0	0	0	0	0	0	0	.0	0	180489	18365	0	.0
1	1437	375	0	0	0	0	0	0	0	.0	1	1437	54	0	.0
7	23722	5760	0	0	0	0	0	0	0	.0	7	23722	975	0	.0
1	4335	2167	0	0	0	0	0	0	0	.0	1	4335	173	0	.0
21	600784	257474	1	9275	0	0	0	0	0	.0	21	600784	43458	0	.0

Section 4

Companies Participating in the DoD Subcontracting Program: Defense Logistics Agency Detail Listing

PERIOD COVERED: OCT 1993 - SEP 1994
SMALL DISADVANTAGED BUSINESS SUBCONTRACT GOALS
Defense Logistics Agency Detail Listing (continued)

ACTIVE				COMPLETED THIS FY NET GOALS				COMPLETED THIS FY NOT NET GOAL				COMPLETED THIS FY NET GOALS				COMPLETED THIS FY NOT NET GOAL			
NO. OF CONTRACT CTRTS	CONTRACT \$ AMT	GOAL \$ AMT	ACHIEVE \$ AMT	NO. OF CONTRACT CTRTS	CONTRACT \$ AMT	GOAL \$ AMT	ACHIEVE \$ AMT	NO. OF CONTRACT CTRTS	CONTRACT \$ AMT	GOAL \$ AMT	ACHIEVE \$ AMT	NO. OF CONTRACT CTRTS	CONTRACT \$ AMT	GOAL \$ AMT	ACHIEVE \$ AMT	NO. OF CONTRACT CTRTS	CONTRACT \$ AMT	GOAL \$ AMT	ACHIEVE \$ AMT
			PCT				PCT				PCT				PCT				PCT
7	11486	15089	0.0	0	0	0	0.0	0	0	0	0.0	0	0	0	0.0	0	0	0	0.0
43	43384	15615	0.0	0	0	0	0.0	0	0	0	0.0	0	0	0	0.0	0	0	0	0.0
4	38584	13959	0.0	0	0	0	0.0	0	0	0	0.0	0	0	0	0.0	0	0	0	0.0
8	17334	18480	2.0	75	0	2	102.3	0	0	0	0.0	0	0	0	0.0	0	0	0	0.0
53	24964	44120	0.0	0	0	0	0.0	0	0	0	0.0	0	0	0	0.0	0	0	0	0.0
1	740	733	0.0	0	0	0	0.0	0	0	0	0.0	0	0	0	0.0	0	0	0	0.0
0	0	1390	2115	0	0	0	152.1	0	0	0	0.0	0	0	0	0.0	0	0	0	0.0
1	79	38	0	0	0	0	0.0	0	0	0	0.0	0	0	0	0.0	0	0	0	0.0
3	7161	2108	0	0	0	0	0.0	0	0	0	0.0	0	0	0	0.0	0	0	0	0.0
20	14369	4612	0	0	0	0	0.0	0	0	0	0.0	0	0	0	0.0	0	0	0	0.0
11	19638	18488	0.0	0	0	0	0.0	0	0	0	0.0	0	0	0	0.0	0	0	0	0.0
3	260	183	0.0	0	0	0	0.0	0	0	0	0.0	0	0	0	0.0	0	0	0	0.0
22	36033	17346	0.0	0	0	0	0.0	0	0	0	0.0	0	0	0	0.0	0	0	0	0.0
1	2945	1240	0.0	0	0	0	0.0	0	0	0	0.0	0	0	0	0.0	0	0	0	0.0
17	8890	1809	0.0	0	0	0	0.0	0	0	0	0.0	0	0	0	0.0	0	0	0	0.0
39	262116	82552	0.0	0	0	0	0.0	0	0	0	0.0	0	0	0	0.0	0	0	0	0.0
38	2769	126	0.0	0	0	0	0.0	0	0	0	0.0	0	0	0	0.0	0	0	0	0.0
15	262202	81652	0.0	0	0	0	0.0	0	0	0	0.0	0	0	0	0.0	0	0	0	0.0
1	1395	1028	0.0	0	0	0	0.0	0	0	0	0.0	0	0	0	0.0	0	0	0	0.0
19	5748	6523	0.0	0	0	0	0.0	0	0	0	0.0	0	0	0	0.0	0	0	0	0.0
1	4517	6966	0.0	0	0	0	0.0	0	0	0	0.0	0	0	0	0.0	0	0	0	0.0
5	5030	1182	0.0	0	0	0	0.0	0	0	0	0.0	0	0	0	0.0	0	0	0	0.0
1	45	45	100.0	0	0	0	0.0	0	0	0	0.0	0	0	0	0.0	0	0	0	0.0
1	525	36	0.0	0	0	0	0.0	0	0	0	0.0	0	0	0	0.0	0	0	0	0.0
8	5843	4983	0.0	0	0	0	0.0	0	0	0	0.0	0	0	0	0.0	0	0	0	0.0
5	1298	834	0.0	0	0	0	0.0	0	0	0	0.0	0	0	0	0.0	0	0	0	0.0
1	2574	879	0.0	0	0	0	0.0	0	0	0	0.0	0	0	0	0.0	0	0	0	0.0
1	3213	7536	0.0	0	0	0	0.0	0	0	0	0.0	0	0	0	0.0	0	0	0	0.0
8	5506	3628	0.0	0	0	0	0.0	0	0	0	0.0	0	0	0	0.0	0	0	0	0.0
64	340928	349102	0.0	0	0	0	0.0	0	0	0	0.0	0	0	0	0.0	0	0	0	0.0
5	448	620	0.0	0	0	0	0.0	0	0	0	0.0	0	0	0	0.0	0	0	0	0.0
5	1176	795	0.0	0	0	0	0.0	0	0	0	0.0	0	0	0	0.0	0	0	0	0.0
7	13154	8884	0.0	0	0	0	0.0	0	0	0	0.0	0	0	0	0.0	0	0	0	0.0
7	23326	4399	0.0	0	0	0	0.0	0	0	0	0.0	0	0	0	0.0	0	0	0	0.0
7	5817	2490	0.0	0	0	0	0.0	0	0	0	0.0	0	0	0	0.0	0	0	0	0.0
2	6801	2254	0.0	0	0	0	0.0	0	0	0	0.0	0	0	0	0.0	0	0	0	0.0
1	72	25	0.0	0	0	0	0.0	0	0	0	0.0	0	0	0	0.0	0	0	0	0.0
6	377	0	0.0	0	0	0	0.0	0	0	0	0.0	0	0	0	0.0	0	0	0	0.0
1	0	0	0.0	0	0	0	0.0	0	0	0	0.0	0	0	0	0.0	0	0	0	0.0
16	16903	21078	0.0	0	0	0	0.0	0	0	0	0.0	0	0	0	0.0	0	0	0	0.0
12	24254	16315	0.0	0	0	0	0.0	0	0	0	0.0	0	0	0	0.0	0	0	0	0.0
24	45959	16579	0.0	0	0	0	0.0	0	0	0	0.0	0	0	0	0.0	0	0	0	0.0
40	9003	22016	0.0	0	0	0	0.0	0	0	0	0.0	0	0	0	0.0	0	0	0	0.0
3	3763	3515	0.0	0	0	0	0.0	0	0	0	0.0	0	0	0	0.0	0	0	0	0.0

Table III-4. Companies Participating in the DoD Subcontracting Program:

PERIOD COVERED: OCT 1993 - SEP 1994														
SMALL BUSINESS SUBCONTRACT GOALS						SMALL DISADVANTAGED BUSINESS SUBCONTRACT GOALS								
COMPLETED THIS FY NET GOALS			COMPLETED THIS FY NOT MET GOAL			ACTIVE			COMPLETED THIS FY NET GOALS			COMPLETED THIS FY NOT MET GOAL		
NO OF CTRTS	CONTRACT \$ AMT	GOAL \$ AMT	ACHIEVE \$ AMT	ACHIEVE PCT	NO OF CTRTS	CONTRACT \$ AMT	GOAL \$ AMT	ACHIEVE \$ AMT	ACHIEVE PCT	NO OF CTRTS	CONTRACT \$ AMT	GOAL \$ AMT	ACHIEVE \$ AMT	ACHIEVE PCT
17	128878	102600	19547	103.9	0	0	0	0	0	15	128292	17307	0	0
35	96139	61751	0	0	35	96139	4218	0	0	35	96139	4218	0	0
30	111122	47861	0	0	30	111122	1923	0	0	30	111122	1923	0	0
2	280	238	22	9.4	2	280	18	0	0	2	280	17	14	83.3
28	110193	48175	4157	213.9	2	110193	2037	799	84.2	28	110193	2037	356	325.8
5	1588	1046	2703	166.7	0	0	0	0	0	5	1588	74	0	0
12	33710	33561	590	125.3	2	3578	2942	1372	46.6	12	33710	2878	675	291.2
50	51740	51816	0	0	0	0	0	0	0	50	51740	4398	0	0
0	0	0	0	0	0	0	0	0	0	0	0	0	0	0
1	1024	440	0	0	0	0	0	0	0	1	1024	14	0	0
14	714713	367818	0	0	0	0	0	0	0	14	714713	33009	0	0
4	1359	813	0	0	4	1359	66	0	0	4	1359	66	0	0
0	0	0	148	83.8	1	139	0	2	148.0	0	139	2	2	148.0
0	0	0	0	0	0	0	0	0	0	0	0	0	0	0
2	17753	13563	0	0	2	17753	6	0	0	2	17753	6	0	0
5	2756	1212	0	0	5	2756	301	0	0	5	2756	301	0	0
0	0	0	28	126.6	0	0	0	0	0	0	0	0	0	0
1	253	9479	0	0	0	0	0	0	0	1	253	11	0	0
7	15315	1354	0	0	0	0	0	0	0	7	15315	1490	0	0
1	6428	157	0	0	0	0	0	0	0	1	6428	1354	0	0
0	0	0	4067	134.2	0	0	0	0	0	0	0	0	0	0
2	5800	2024	0	0	2	5800	2189	0	0	2	5800	972	1397	143.7
5	4582	9602	0	0	0	0	0	0	0	5	4582	9602	0	0
11	3800	2439	0	0	11	3800	217	0	0	11	3800	217	0	0
1	73	151	0	0	1	73	6	0	0	1	73	6	0	0
6	4304	1251	0	0	6	4304	102	1379	65.3	6	4304	102	170	153.0
4	2413	677	0	0	4	2413	72	0	0	4	2413	72	0	0
0	0	0	0	0	0	0	0	0	0	0	0	0	0	0
0	148226	71412	0	0	0	1037	371	220	59.2	0	1037	0	5	305.8
22	94721	56353	0	0	2	94721	8400	0	0	22	94721	56353	0	0
1	375	157	0	0	0	0	0	0	0	1	375	157	0	0
6	4180	1562	0	0	0	0	0	0	0	6	4180	253	0	0
9	19451	4133	0	0	0	0	0	0	0	9	19451	2088	0	0
3	5764	1340	0	0	3	5764	46	0	0	3	5764	46	0	0
2	541	92	197	246.6	0	0	0	0	0	2	541	92	0	0
2	3434	3715	0	0	2	3434	654	0	0	2	3434	654	0	0
35	22066	18041	781	164.9	0	0	0	0	0	35	22066	3560	477	353.6
1	17298	6000	0	0	0	0	0	0	0	1	17298	750	0	0
0	0	0	0	0	1	332	10394	332	3.2	0	0	0	0	0
4	8600	8020	0	0	4	8600	128	0	0	4	8600	128	0	0
2	2022	1433	38	124.9	1	142	81	74	92.1	2	2022	1433	6	0
18	11725	18856	0	0	0	0	0	0	0	13	9569	9167	9	153.4
2	2170	438	571	130.4	0	0	0	0	0	2	2170	141	145	103.3
9	5581	1563	0	0	0	0	0	0	0	9	5581	866	0	0
3	6718	1233	0	0	3	6718	563	0	0	3	6718	563	0	0
1	692	822	0	0	0	0	0	0	0	1	692	72	0	0
0	0	0	0	0	0	0	0	0	0	0	0	0	0	0

Table III - 4. Companies Participating in the DoD Subcontracting Program.

PERIOD COVERED: OCT 1993 - SEP 1994																				
SMALL BUSINESS SUBCONTRACT GOALS				SMALL DISADVANTAGED BUSINESS SUBCONTRACT GOALS				COMPLETED THIS FY NET GOAL				COMPLETED THIS FY NOT MET GOAL								
ACTIVE		COMPLETED THIS FY NET GOALS		COMPLETED THIS FY NET GOALS		ACTIVE		COMPLETED THIS FY NET GOALS		COMPLETED THIS FY NET GOALS		COMPLETED THIS FY NET GOALS		COMPLETED THIS FY NOT MET GOAL						
NO OF CTRTS	CONTRACT \$ AMT	GOAL \$ AMT	ACHIEVE \$ AMT	ACHIEVE PCT	NO OF CTRTS	CONTRACT \$ AMT	GOAL \$ AMT	ACHIEVE \$ AMT	ACHIEVE PCT	NO OF CTRTS	CONTRACT \$ AMT	GOAL \$ AMT	ACHIEVE \$ AMT	ACHIEVE PCT	NO OF CTRTS	CONTRACT \$ AMT	GOAL \$ AMT	ACHIEVE \$ AMT	ACHIEVE PCT	
2	672	0	672	100.0	2	672	23	0	0.0	0	0	0	0	0.0	0	0	0	0	0.0	
14	8862	5432	2560	58.6	1	2560	1070	0	0.0	14	8862	262	0	0.0	2	2705	56	33	59.2	
0	5226	600	0	0.0	0	0	0	0	0.0	0	5226	15	0	0.0	0	0	0	0	0.0	
1	1256	653	0	0.0	0	0	0	0	0.0	0	1256	29	0	0.0	0	0	0	0	0.0	
21	476419	8021	0	0.0	0	0	0	0	0.0	21	476419	424	0	0.0	0	78	18	1	3.8	
0	0	0	0	0.0	1	0	1	0	0.0	0	0	0	0	0.0	1	0	1	0	0.0	
0	0	4338	0	0.0	0	0	0	0	0.0	0	24649	868	2137	246.3	0	0	0	0	0.0	
1	360	43	0	0.0	0	0	0	0	0.0	1	360	0	0	0.0	0	0	0	0	0.0	
1	1292	3403	0	0.0	0	0	0	0	0.0	1	1292	164	0	0.0	0	0	0	0	0.0	
2	1242	1183	0	0.0	0	0	0	0	0.0	2	28	26	0	0.0	0	0	0	0	0.0	
4	2173	286	0	0.0	0	0	0	0	0.0	4	2173	111	8	13	168.1	0	18	99.1		
2	30939	7177	0	0.0	0	0	0	0	0.0	2	30939	1163	0	0.0	0	0	0	0	0.0	
11	4470	2638	138	54	94.6	1	138	57	94.6	11	4470	256	4	7	160.8	0	0	0.0		
1	1931	302	0	0.0	1	0	0	0	0.0	1	1931	81	0	0.0	0	0	0	0	0.0	
27	157712	20393	5515	2018	73.1	5	5515	2760	73.1	0	0	1142	0	0.0	0	0	0	0	0.0	
14	28574	12783	0	0.0	0	0	0	0	0.0	14	28574	0	0	0.0	0	15052	720	339	47.1	
6	28732	3963	0	0.0	0	0	0	0	0.0	6	28732	1197	0	0.0	0	0	0	0	0.0	
1	37947	19339	1895	291	0.0	1	1895	291	0.0	4	37947	1669	0	0.0	1	1995	25	0	0.0	
8	10582	5730	492	80	63.3	1	492	127	80	63.3	8	10582	1385	0	0.0	1	492	64	24.6	
7	29312	6934	0	0.0	0	0	0	0	0.0	6	29294	1310	0	0.0	0	0	0	0	0.0	
0	0	0	0	0.0	0	0	0	0	0.0	0	0	0	0	0.0	0	0	0	0	0.0	
1	4212	39	0	0.0	0	0	0	0	0.0	1	4212	3	0	0.0	0	0	0	0	0.0	
70	156666	30227	10590	3510	69.9	6	10590	5020	69.9	70	156666	4888	83	287	344.8	8	12003	355	81	22.9
1	25802	6451	0	0.0	0	0	0	0	0.0	1	25802	25802	0	0.0	0	0	0	0	0.0	
0	221425	100650	1500	937	46.4	4	1500	937	46.4	39	220966	18949	93	175	187.8	4	1445	38	18.4	
40	0	0	800	69	86.6	1	800	80	86.6	0	0	0	0	0.0	0	3800	19	0	0.0	
9	143261	241687	0	0.0	0	0	0	0	0.0	9	143261	35579	0	0.0	0	0	0	0	0.0	
8	273539	40184	0	0.0	0	0	0	0	0.0	8	273539	5120	0	0.0	0	0	0	0	0.0	
9	69429	28455	0	0.0	0	0	0	0	0.0	9	69429	4654	0	0.0	0	0	0	0	0.0	
14	6963	2967	0	0.0	0	0	0	0	0.0	14	6963	540	0	0.0	0	0	0	0	0.0	
5	8688	16057	0	0.0	0	0	0	0	0.0	5	8688	714	0	0.0	0	0	0	0	0.0	
0	0	0	0	0.0	0	0	0	0	0.0	0	0	0	0	0.0	0	0	0	0	0.0	
13	123640	97156	0	0.0	0	0	0	0	0.0	13	123640	8221	0	0.0	0	0	0	0	0.0	
3	650	272	0	0.0	0	0	0	0	0.0	3	650	28	0	0.0	0	0	0	0	0.0	
5	1301	734	0	0.0	0	0	0	0	0.0	5	1301	24	0	0.0	0	0	0	0	0.0	
7	2116	6564	736	628	93.4	1	736	672	93.4	7	21156	110	7	28	407.8	0	0	0	0.0	
7	14427	12070	0	0.0	0	0	0	0	0.0	7	14427	908	0	0.0	0	0	0	0	0.0	
1	613	36	0	0.0	0	0	0	0	0.0	1	613	0	0	0.0	0	0	0	0	0.0	
12	18103	15031	902	891	114.6	2	902	777	114.6	12	18103	1169	2	0	0	902	36	4	10.9	
6	314	730	0	0.0	0	0	0	0	0.0	6	314	31	0	0.0	0	0	0	0	0.0	

Table III - 4. Companies Participating in the DoD Subcontracting Program:

PERIOD COVERED: OCT 1993 - SEP 1994														
SMALL BUSINESS SUBCONTRACT GOALS						SMALL DISADVANTAGED BUSINESS SUBCONTRACT GOALS								
ACTIVE			COMPLETED THIS FY NET GOAL			ACTIVE			COMPLETED THIS FY NET GOAL					
NO OF CIRTS	CONTRACT \$ ART	GOAL \$ ART	NO OF CIRTS	CONTRACT \$ ART	GOAL \$ ART	ACHIEVE PCT	NO OF CIRTS	CONTRACT \$ ART	GOAL \$ ART	ACHIEVE PCT	NO OF CIRTS	CONTRACT \$ ART	GOAL \$ ART	ACHIEVE PCT
0	0	0	1	36	28	36 130.6	0	0	0	0	0	0	0	0
2	12912	5894	0	0	0	0	0	0	0	0	0	0	0	0
0	0	0	0	0	0	0	0	0	0	0	0	0	0	0
0	0	0	0	0	0	0	0	0	0	0	0	0	0	0
39	17237	813	0	0	0	0	0	0	0	0	0	0	0	0
0	0	0	0	0	0	0	0	0	0	0	0	0	0	0
0	0	0	0	0	0	0	0	0	0	0	0	0	0	0
57	77661	57895	1	159	191	95 49.8	44	54548	19977	19777	0	0	0	0
1	1612	1494	0	0	0	0	0	0	0	0	0	0	0	0
11	3176	5990	0	0	0	0	1	1612	175	175	0	0	0	0
0	0	0	1	215	215	97 486.2	0	0	0	0	0	0	0	0
0	0	0	0	126	28	118 453.1	0	0	0	0	0	0	0	0
0	0	0	0	0	0	0	0	0	0	0	0	0	0	0
0	0	0	0	0	0	0	0	0	0	0	0	0	0	0
0	0	0	0	0	0	0	0	0	0	0	0	0	0	0
2	78633	26524	0	0	0	0	0	0	0	0	0	0	0	0
1	337	1564	0	0	0	0	2	78633	2067	2067	0	0	0	0
0	0	0	0	0	0	0	1	337	205	205	0	0	0	0
2	10482	6289	0	0	0	0	0	10482	6	6	0	0	0	0
16	22140	10331	1	430	194	366 188.8	11	20963	729	729	0	0	0	0
19	26579	15007	0	0	0	0	15	26931	1236	1236	0	0	0	0
4	43431	30145	0	0	0	0	4	43431	1820	1820	0	0	0	0
8	47225	21137	0	0	0	0	8	47225	0	0	0	0	0	0
0	0	0	0	0	0	0	0	0	0	0	0	0	0	0
2	1126	349	0	0	0	0	2	1126	0	0	0	0	0	0
1	369	345	1	280	236	280 118.9	0	0	0	0	0	0	0	0
1	0	0	1	369	345	369 107.1	0	0	0	0	0	0	0	0
7	32450	19470	4	8817	3761	4293 114.2	0	0	0	0	0	0	0	0
1	0	0	1	573	573	573 100.0	0	0	0	0	0	0	0	0
0	0	0	0	0	0	0	0	0	0	0	0	0	0	0
1	705	1459	0	0	0	0	1	705	91	91	0	0	0	0
1	282	120	0	0	0	0	1	282	2	2	0	0	0	0
1	4453	4589	1	17046	12595	15789 125.2	1	4453	79	79	0	0	0	0
0	0	0	0	0	0	0	0	0	0	0	0	0	0	0
2	0	127	0	0	0	0	2	5159	32	32	0	0	0	0
26	39050	25716	1	1210	76	127 167.7	24	39050	6896	6896	0	0	0	0
6	816	7198	0	0	0	0	7	816	1070	1070	0	0	0	0
4	83683	66098	0	0	0	0	41	179416	6032	6032	0	0	0	0
1	1244	797	1	9	5	9 190.5	1	1244	7747	7747	0	0	0	0
5	2192	2519	4	3469	1163	2175 187.0	5	2192	175	175	0	0	0	0
13	10568	5588	2	226	111	226 203.0	13	10568	646	646	0	0	0	0
3	7235	7988	0	0	0	0	3	7235	1695	1695	0	0	0	0
2	2573	1903	0	0	0	0	2	2573	608	608	0	0	0	0
5	5543	1310	2	14686	5516	11723 212.5	5	5543	29	29	0	0	0	0
1	2933	1866	0	0	0	0	1	2933	160	160	0	0	0	0
6	5732	5280	1	183	160	167 104.2	6	5732	250	250	0	0	0	0
0	0	0	0	0	0	0	0	0	0	0	0	0	0	0
7	6310	6373	0	0	0	0	7	6310	2082	2082	0	0	0	0

PERIOD COVERED: OCT 1993 - SEP 1994

Table III-4. Companies Participating in the DOD Subcontracting Program.

Defense Logistics Agency Detail Listing (continued)

Table with columns for COMPANY, CITY, STATE, DOD, T R M, TOTAL \$AMT, CUMULATIVE CURRENT FISCAL YEAR (1994) (\$AMT, PCT, DISADV, HBCU/MT), CUMULATIVE PREVIOUS FISCAL YEAR (1993) (\$AMT, PCT, DISADV, HBCU/MT), UOB, and PCT. Rows list various defense contractors and their performance metrics.

Table III-4. Companies Participating in the DoD Subcontracting Program:
 PERIOD COVERED: OCT 1993 - SEP 1994

SMALL BUSINESS SUBCONTRACT GOALS				SMALL DISADVANTAGED BUSINESS SUBCONTRACT GOALS											
ACTIVE				COMPLETED THIS FY NET GOALS				COMPLETED THIS FY NOT MET GOAL							
NO OF CTRTS	CONTRACT \$ AMT	GOAL \$ AMT	Achieve %	NO OF CTRTS	CONTRACT \$ AMT	GOAL \$ AMT	Achieve %	NO OF CTRTS	CONTRACT \$ AMT	GOAL \$ AMT	Achieve %	NO OF CTRTS	CONTRACT \$ AMT	GOAL \$ AMT	Achieve %
6	19731	2285	81	1	778	81	242.297.6	0	0	0	0	0	0	0	0
5	32883	17027	0	0	0	0	0	0	0	0	0	0	0	0	0
1	819	0	0	0	0	0	0	0	0	0	0	0	0	0	0
38	149308	70430	915	3	15869	915	1367.149.3	0	0	0	0	0	0	0	0
2	5159	127	0	0	0	0	0	0	0	0	0	0	0	0	0
7	73	3790	0	0	0	0	0	0	0	0	0	0	0	0	0
18	14450	2242	0	0	0	0	0	0	0	0	0	0	0	0	0
1	17498	3227	125	2	815	125	459.367.3	0	0	0	0	0	0	0	0
1	26	25	28	1	26	25	44.175.1	0	0	0	0	0	0	0	0
8	10739	2903	0	0	0	0	0	2	5555	932	60.4.64.8	0	0	0	0
4	56	33	0	0	0	0	0	0	0	0	0	0	0	0	0
4	632	1039	0	0	0	0	0	0	0	0	0	0	0	0	0
1	815	9	0	0	0	0	0	0	0	0	0	0	0	0	0
2	1163	116	0	0	0	0	0	0	0	0	0	0	0	0	0
1	0	0	0	0	0	0	0	0	0	0	0	0	0	0	0
1	136	106	0	0	0	0	0	0	0	0	0	0	0	0	0
20	8492	3720	0	0	0	0	0	0	0	0	0	0	0	0	0
11	189212	30060	0	0	0	0	0	0	0	0	0	0	0	0	0
2	28400	368	0	0	0	0	0	0	0	0	0	0	0	0	0
2	375	180	0	0	0	0	0	0	0	0	0	0	0	0	0
0	0	0	0	0	0	0	0	0	0	0	0	0	0	0	0
2	1004	1338	0	0	0	0	0	0	10370	7190	7052.98.1	0	0	0	0
24	2711	46106	7891	3	9004	7891	9004.114.1	1	298	1852	298.16.1	24	1004	13	1004
8	84	215	0	0	0	0	0	0	0	0	0	0	0	0	0
2	5089	7454	0	0	0	0	0	0	0	0	0	0	0	0	0
2	139	336	0	0	0	0	0	0	0	0	0	0	0	0	0
1	10619	698	0	0	0	0	0	0	0	0	0	0	0	0	0
1	1558	3953	0	0	0	0	0	0	0	0	0	0	0	0	0
1	7794	1950	0	0	0	0	0	0	0	0	0	0	0	0	0
1	2136	322	0	0	0	0	0	0	0	0	0	0	0	0	0
1	533	326	0	0	0	0	0	0	0	0	0	0	0	0	0
16	28492	418	0	0	0	0	0	0	0	0	0	0	0	0	0
10	34933	15468	0	0	0	0	0	0	0	0	0	0	0	0	0
1	1402	3454	0	0	0	0	0	0	0	0	0	0	0	0	0
13	3108	4289	118	1	547	118	195.164.8	2	820	820	455.55.5	3	1368	121	281.231.6
1	1174	2086	0	0	0	0	0	0	0	0	0	0	0	0	0
1	4517	639	0	0	0	0	0	0	0	0	0	0	0	0	0
14	261133	74920	0	0	0	0	0	0	0	0	0	0	0	0	0
14	33300	23127	0	0	0	0	0	0	0	0	0	0	0	0	0
3	20280	33156	785	1	817	785	817.104.0	0	0	0	0	0	0	0	0
2	204	11	0	0	0	0	0	0	0	0	0	0	0	0	0
3	4464	25	0	0	0	0	0	0	0	0	0	0	0	0	0
1	7315	1533	1049	5	3040	1049	16733.*****	1	237	75	21.28.0	0	0	0	0
6	5469	3000	0	0	0	0	0	0	0	0	0	0	3277	122	0

Table III-4. Companies Participating in the DoD Subcontracting Program:

PERIOD COVERED: OCT 1993 - SEP 1994													
SMALL BUSINESS SUBCONTRACT GOALS						SMALL DISADVANTAGED BUSINESS SUBCONTRACT GOALS							
ACTIVE			COMPLETED THIS FY NET GOAL			ACTIVE			COMPLETED THIS FY NET GOALS				
NO OF CONTRACT CRTS	GOAL \$ AMT	NO OF CONTRACT CRTS	GOAL \$ AMT	ACHIEVE \$ AMT	ACHIEVE PCT	NO OF CONTRACT CRTS	GOAL \$ AMT	ACHIEVE \$ AMT	ACHIEVE PCT	NO OF CONTRACT CRTS	GOAL \$ AMT	ACHIEVE \$ AMT	ACHIEVE PCT
4	144	1	571	316	389 123.3	0	0	0	0.0	4	144	537	125 157.9
0	0	0	0	0	0	0	0	0	0.0	0	0	0	0
0	0	0	0	270	0 276.0	0	0	0	0.0	0	0	0	0
0	833	1	3530	228	252 119.2	0	0	633	205	1	3530	772 278.2	
3	8087	1	237	28	142 507.7	0	0	8087	372	0	259	48 136.1	
1	690	0	0	0	0	1	185	690	30	0	0	0	0
0	0	0	0	0	0	0	0	73	8116	0	0	0	0
6	17637	0	0	0	0	6	46431	17611	4195	1	682	55 204.5	0
16	46431	1	682	270	484 179.2	0	0	46431	214	0	0	0	0
4	64233	0	0	0	0	4	64233	64233	214	0	0	0	0
7	5622	0	0	0	0	0	0	5622	281	0	0	0	0
0	1612	0	0	0	0	0	0	1612	1507	0	0	0	0
2	804	0	0	0	0	1	8017	8017	590	0	0	0	0
1	238	0	0	0	0	1	304	304	17	0	0	0	0
1	238	0	0	0	0	1	238	238	39	0	0	0	0
5	2833	0	0	0	0	5	2833	2833	124	0	0	0	0
1	486	0	0	0	0	0	0	486	11	0	0	0	0
15	2775	3	3049	106	649 611.4	0	0	2775	241	0	0	0	0
1	481	0	0	0	0	15	481	481	6	0	0	0	0
3	1182	0	0	0	0	2	1127	1127	520	0	0	0	0
0	0	0	0	0	0	0	0	0	0	0	0	0	0
13	2585	0	0	0	0	1	100	100	49	0	0	0	0
0	11641	0	1462	241	869 361.2	0	0	11641	646	0	0	0	0
7	1564	0	0	0	0	0	0	1564	50	0	0	0	0
1	1949	0	0	0	0	7	1062	1062	4	0	0	0	0
1	1949	0	0	0	0	7	1949	1949	445	0	0	0	0
1	13	0	0	0	0	0	0	13	8	0	0	0	0
0	0	2	2104	948	981 103.5	0	0	2104	166	0	0	0	0
1	186	0	0	0	0	0	0	186	84	0	0	0	0
1	274	1	0	298	298 100.0	0	0	274	745	0	0	0	0
1	173	0	0	0	0	1	2377	2377	122	0	0	0	0
1	723	1	1211	290	412 142.0	0	0	723	62	1	1211	48 302.7	
2	3013	0	0	49	132 270.0	0	0	2274	837	1	1211	16	
1	39	0	132	49	0	1	377	377	4	1	132	5	
4	505	0	0	0	0	0	0	0	0	0	0	0	
4	335	0	0	0	0	4	335	335	11	0	0	0	
16	6704	2	428697	1844	14343 777.9	0	0	41327	369	2	428697	77 *****	
5	2673	0	0	0	0	16	41327	41327	1	0	0	0	
0	0	0	0	0	0	0	2549	2549	394	0	643	46	
2	2149	0	0	0	0	0	0	0	0	0	0	0	
2	145	0	0	0	0	2	2858	2858	2149	0	0	0	
12	4207	1	562	154	375 243.0	4	2756	11079	4207	0	3318	1471	
0	0	0	0	0	0	0	0	0	0	0	0	0	
1	329	0	0	0	0	0	0	723	68	0	0	0	
0	0	1	4637	2192	3997 182.3	0	0	4637	742	1	4637	1875 252.7	
6	17751	1	34	59	34 58.0	6	17553	17553	1615	1	34	5	

Table III-4. Companies Participating in the DoD Subcontracting Program:

PERIOD COVERED: OCT 1993 - SEP 1994											
SMALL BUSINESS SUBCONTRACT GOALS				SMALL DISADVANTAGED BUSINESS SUBCONTRACT GOALS				COMPLETED THIS FY NET GOALS			
ACTIVE		COMPLETED THIS FY NET GOALS		COMPLETED THIS FY NET GOALS		ACTIVE		COMPLETED THIS FY NET GOALS		COMPLETED THIS FY NET GOALS	
NO. OF CONTRACT CRTS	GOAL \$ AMT	NO. OF CONTRACT CRTS	GOAL \$ AMT	NO. OF CONTRACT CRTS	GOAL \$ AMT	NO. OF CONTRACT CRTS	GOAL \$ AMT	NO. OF CONTRACT CRTS	GOAL \$ AMT	NO. OF CONTRACT CRTS	GOAL \$ AMT
			ACHIEVE \$ AMT	ACHIEVE PCT					ACHIEVE \$ AMT	ACHIEVE PCT	
0	0	0	0	.0	0	0	0	0	0	.0	0
1	7820	0	0	.0	0	7820	741	0	0	.0	0
1	4993	0	0	.0	0	4993	150	0	0	.0	0
0	0	0	0	.0	0	0	0	0	0	.0	0
1	2346	0	0	.0	0	2346	66	0	0	.0	0
7	37382	0	0	.0	0	37382	2917	0	0	.0	0
1	378	0	0	.0	0	378	11	0	0	.0	0
0	0	0	0	.0	0	0	0	0	0	.0	0
6	4087	0	0	.0	0	4087	204	0	0	.0	0
22	114642	0	0	.0	0	114642	6369	0	0	.0	0
20	150325	0	2620	15.3	400	150325	4444	0	1118	58	8 13.7
12	24937	0	189	0.0	0	24937	869	0	39	62 156.5	0
155	650825	12	3702	0.6	270	650825	3902	12	16993	217 250.9	6 112.5
21	161500	0	0	.0	0	145912	3958	0	0	0	0
1	374	0	0	.0	0	374	28	0	0	.0	0
3	1966	0	0	.0	0	1966	8	0	0	.0	0
0	0	0	0	.0	0	0	0	0	0	.0	0
4	973	0	93	93.5	0	973	18	0	130	5	0
4	6679	0	0	.0	0	6679	261	0	0	.0	0
1	9697	0	0	.0	0	9697	1557	0	0	.0	0
4	18343	0	0	.0	0	18343	1578	1	464	40 109.6	0
16	2073604	1	2249	0.1	380	2073604	5337	1	16999	231 759.2	0
2	437	0	0	.0	0	437	8	0	0	.0	0
12	13642	0	0	.0	0	13642	446	0	0	.0	0
3	716	0	0	.0	0	716	35	0	0	.0	0
2	2854	1	37	1.3	1391	2854	285	1	73	28 388.3	1 71.2
6	6174	2	34	0.5	28	6174	125	0	0	.0	0
3	983	0	0	.0	0	983	40	0	0	.0	0
6	2470	0	0	.0	0	2470	348	0	0	.0	0
5	1244	0	0	.0	0	4393	847	0	0	.0	0
0	0	1	110	667 606.1	0	0	0	0	922	68 123.5	0
1	100	0	0	.0	0	100	0	0	0	.0	0
4	1892	0	0	.0	0	1892	27	0	0	.0	0
1	1214	0	0	.0	0	2573	162	0	0	.0	0
1	0	1	49	41 83.3	0	0	0	1	94	6 114.4	0
8	2769	0	0	.0	0	2769	253	0	0	.0	0
1	902	0	0	.0	0	902	0	0	0	.0	0
5	1188	1	46	96 208.7	0	0	73	0	0	.0	0
3	21121	0	0	.0	0	21121	1498	0	0	.0	0
27	53741	2	9196	11808 128.4	4989	53741	9228	3	14984	2075 320.3	743 360 48.4
13	2820	0	0	.0	458	2820	141	0	0	.0	0
7	8006	0	0	.0	0	8006	3358	0	0	.0	0
0	0	1	55	58 105.2	0	0	0	0	0	.0	0
0	0	1	0	0	0	4937	192	0	0	.0	0
7	5359	0	0	.0	0	4937	182	0	0	.0	0
14	1429165	1	1701	13646 802.2	0	1429165	18843	1	170088	615 748.9	0

Table III - 4. Companies Participating in the DoD Subcontracting Program:

ACTIVE		SMALL BUSINESS SUBCONTRACT GOALS				SMALL DISADVANTAGED BUSINESS SUBCONTRACT GOALS				PERIOD COVERED: OCT 1993 - SEP 1994					
NO OF CTRTS	CONTRACT \$ AMT	COMPLETED THIS FY NET GOALS		COMPLETED THIS FY NOT MET GOAL		NO OF CTRTS	CONTRACT \$ AMT	COMPLETED THIS FY NET GOALS		COMPLETED THIS FY NOT MET GOAL		NO OF CTRTS	CONTRACT \$ AMT	COMPLETED THIS FY NOT MET GOAL	
		NO OF CTRTS	CONTRACT \$ AMT	GOAL \$ AMT	ACHIEVE PCT			NO OF CTRTS	CONTRACT \$ AMT	GOAL \$ AMT	ACHIEVE PCT			NO OF CTRTS	CONTRACT \$ AMT
4	2081	2	1708	451	1252	277.8	0	0	0	0	0	0	0	0	0
32	195342	0	0	0	0	0	0	0	0	0	0	0	0	0	0
0	487	0	0	0	0	0	0	0	0	0	0	0	0	0	0
2	12250	0	0	0	0	0	0	0	0	0	0	0	0	0	0
6	2525	0	0	0	0	0	0	0	0	0	0	0	0	0	0
10	88	0	0	0	0	0	0	0	0	0	0	0	0	0	0
1	440	0	0	0	0	0	0	0	0	0	0	0	0	0	0
10	3357	0	0	0	0	0	0	0	0	0	0	0	0	0	0
0	0	0	0	0	0	0	0	0	0	0	0	0	0	0	0
16	27887	0	0	0	0	0	0	0	0	0	0	0	0	0	0
23	40507	0	0	0	0	0	0	0	0	0	0	0	0	0	0
1	5800	0	0	0	0	0	0	0	0	0	0	0	0	0	0
9	5684	0	0	0	0	0	0	0	0	0	0	0	0	0	0
7	2729	1	171	171	171	100.0	0	0	0	0	0	0	0	0	0
0	0	0	0	0	0	0	0	0	0	0	0	0	0	0	0
23	40507	0	0	0	0	0	0	0	0	0	0	0	0	0	0
1	5800	0	0	0	0	0	0	0	0	0	0	0	0	0	0
9	5684	0	0	0	0	0	0	0	0	0	0	0	0	0	0
7	2729	1	171	171	171	100.0	0	0	0	0	0	0	0	0	0
0	0	0	0	0	0	0	0	0	0	0	0	0	0	0	0
2	5244	2	420	180	198	110.0	0	0	0	0	0	0	0	0	0
7	5244	0	0	0	0	0	0	0	0	0	0	0	0	0	0
18	7078	0	0	0	0	0	0	0	0	0	0	0	0	0	0
19	9834	0	0	0	0	0	0	0	0	0	0	0	0	0	0
1	22	1	358	291	299	102.9	0	0	0	0	0	0	0	0	0
2	6918	0	0	0	0	0	0	0	0	0	0	0	0	0	0
12	59870	0	0	12135	1956	37.0	2	723	1956	723	37.0	0	0	0	0
14	21741	4	30587	0	0	0	0	0	0	0	0	0	0	0	0
0	0	0	0	0	0	0	0	0	0	0	0	0	0	0	0
9	26218	0	0	0	0	0	0	0	0	0	0	0	0	0	0
3	287	0	0	0	0	0	0	0	0	0	0	0	0	0	0
1	24526	0	0	0	0	0	0	0	0	0	0	0	0	0	0
0	0	0	0	0	0	0	0	0	0	0	0	0	0	0	0
0	0	0	0	0	0	0	0	0	0	0	0	0	0	0	0
8	929	0	0	14	0	0	0	0	0	0	0	0	0	0	0
11	89911	3	5310	4213	4749	112.7	2	1774	1881	1895	90.1	0	0	0	0
29	59775	6	33847	7877	20148	255.8	0	0	0	0	0	0	0	0	0
0	0	0	0	0	0	0	0	0	0	0	0	0	0	0	0
1	663	0	0	0	0	0	0	0	0	0	0	0	0	0	0
0	503	1	408	212	218	103.2	0	0	0	0	0	0	0	0	0
0	0	0	0	0	0	0	0	0	0	0	0	0	0	0	0
2	2680	0	0	0	0	0	0	0	0	0	0	0	0	0	0
1	1065	0	0	0	0	0	0	0	0	0	0	0	0	0	0
1	239	0	0	0	0	0	0	0	0	0	0	0	0	0	0
2	536	0	0	0	0	0	0	0	0	0	0	0	0	0	0
2	1123	0	0	0	0	0	0	0	0	0	0	0	0	0	0
6	438	0	0	0	0	0	0	0	0	0	0	0	0	0	0
2	1723	0	0	0	0	0	0	0	0	0	0	0	0	0	0
2	3618	0	0	0	0	0	0	0	0	0	0	0	0	0	0
12	49431	0	0	0	0	0	0	0	0	0	0	0	0	0	0
0	0	1	585	167	323	193.5	0	0	0	0	0	0	0	0	0

Table III-4. Companies Participating in the DoD Subcontracting Program:
 Defense Logistics Agency Detail Listing (continued)
 PERIOD COVERED: OCT 1993 - SEP 1994

SMALL BUSINESS SUBCONTRACT GOALS										SMALL DISADVANTAGED BUSINESS SUBCONTRACT GOALS										
ACTIVE					COMPLETED THIS FY NET GOAL					ACTIVE					COMPLETED THIS FY NET GOALS					
NO OF CTRTS	CONTRACT \$ AMT	GOAL \$ AMT	ACHIEVE \$ AMT	PCT	NO OF CTRTS	CONTRACT \$ AMT	GOAL \$ AMT	ACHIEVE \$ AMT	PCT	NO OF CTRTS	CONTRACT \$ AMT	GOAL \$ AMT	ACHIEVE \$ AMT	PCT	NO OF CTRTS	CONTRACT \$ AMT	GOAL \$ AMT	ACHIEVE \$ AMT	PCT	
1	524	590	0	0.0	0	0	0	0	0.0	1	524	29	0	0.0	0	0	0	0	0.0	
1	4531	156	10814	*****	0	0	470	0	0.0	1	4531	112	704	209.6	0	0	0	0	0.0	
1	96092	1509	0	0.0	0	0	0	0	0.0	4	62763	42294	0	0.0	0	0	0	0	0.0	
4	62763	45294	1042	243.2	0	0	428	0	0.0	6	8785	484	206	481.0	0	0	0	0	0.0	
6	8785	6017	0	0.0	0	0	0	0	0.0	0	0	0	0	0.0	0	0	0	0	0.0	
7	1090	752	0	0.0	0	0	0	0	0.0	3	1090	52	0	0.0	0	0	0	0	0.0	
2	281238	85285	30630	111.2	5	6006	3191	1989	62.6	17	244397	85385	1728	219.1	3	463	18	7	38.7	
12	9829	1379	0	0.0	0	0	0	0	0.0	15	9829	413	0	0.0	0	0	0	0	0.0	
1	12077	3456	694	129.3	0	0	537	0	0.0	2	12077	25	0	0.0	0	0	16	2	13.6	
35	266697	711625	0	0.0	0	0	0	0	0.0	35	266697	162	0	0.0	0	0	0	0	0.0	
2	1789	58	245	163.2	0	0	150	0	0.0	2	1789	26	34	226.6	0	0	0	0	0.0	
17	339547	115527	37638	120.3	4	159386	31275	0	0.0	14	339247	7844	1244	125.6	3	989	0	0	0.0	
1	598	87	0	0.0	0	0	0	0	0.0	7	22313	936	0	0.0	0	0	0	0	0.0	
9	22488	9156	0	0.0	0	0	0	0	0.0	1	2693	26	0	0.0	0	0	0	0	0.0	
1	2693	595	0	0.0	0	0	0	0	0.0	0	0	0	0	0.0	0	0	0	0	0.0	
2	22451	10424	18375	111.3	2	38210	16516	0	0.0	2	22451	0	23	131	570.6	1	33518	338	174	51.6
0	0	0	0	0.0	0	0	0	0	0.0	0	0	0	0	0.0	0	0	0	0	0.0	
2	2532	0	0	0.0	0	0	0	0	0.0	0	0	0	0	0.0	0	0	0	0	0.0	
2	191320	26500	0	0.0	0	0	0	0	0.0	1	184570	957	0	0.0	0	0	0	0	0.0	
33	1753318	513496	3065	218.1	5	6773	1405	0	0.0	26	1753318	122749	1895	152.7	2	2918	25	16	65.2	
0	678822	95819	0	0.0	0	0	0	0	0.0	8	678817	12563	0	0.0	0	0	0	0	0.0	
4	29955	7499	0	0.0	0	0	0	0	0.0	4	29955	1498	0	0.0	0	0	0	0	0.0	
0	0	0	0	0.0	0	0	0	0	0.0	0	0	0	0	0.0	0	0	0	0	0.0	
0	0	0	0	0.0	0	0	0	0	0.0	0	0	0	0	0.0	0	0	0	0	0.0	
16	3026	348	0	0.0	0	0	0	0	0.0	11	54	86	0	0.0	0	0	0	0	0.0	
39	961833	297978	0	0.0	0	0	0	0	0.0	39	961833	7560	0	0.0	0	0	0	0	0.0	
2	3544	1376	0	0.0	0	0	0	0	0.0	2	3544	142	0	0.0	0	0	0	0	0.0	
0	0	0	0	0.0	0	0	0	0	0.0	0	0	0	0	0.0	0	0	0	0	0.0	
1	84000	13000	0	0.0	0	0	0	0	0.0	1	84000	1180	0	0.0	0	0	0	0	0.0	
1	41	16	0	0.0	0	0	0	0	0.0	1	41	8	0	0.0	0	0	0	0	0.0	
3	50676	35483	1258	137.1	1	1963	917	690	99.3	3	50676	1265	57	170.5	0	0	0	0	0.0	
19	26076	23216	0	0.0	0	0	0	0	0.0	18	25648	23036	0	0.0	0	0	0	0	0.0	
8	12463	24398	0	0.0	0	0	0	0	0.0	8	12463	2490	0	0.0	0	0	0	0	0.0	
2	7931	5596	0	0.0	0	0	0	0	0.0	6	7931	370	0	0.0	0	0	0	0	0.0	
6	3513	613	0	0.0	0	0	0	280	98.7	5	3513	98	0	0.0	0	0	21	2	9.5	
1	3253	993	0	0.0	0	0	0	0	0.0	1	3253	0	0	0.0	0	0	0	0	0.0	
10	18679	8635	0	0.0	0	0	0	0	0.0	10	18679	176	0	0.0	0	0	0	0	0.0	
1	702	375	0	0.0	0	0	0	0	0.0	1	18579	8635	0	0.0	0	0	0	0	0.0	
1	1658	285	0	0.0	0	0	0	0	0.0	1	1658	43	0	0.0	0	0	0	0	0.0	
4	2509	4520	663	101.2	1	704	656	0	0.0	4	2509	226	84	101.1	1	704	83	0	0.0	

Prepared By: Washington Headquarters Services
 Directorate for Information Operations and Reports

Table III-4. Companies Participating in the DoD Subcontracting Program:

PERIOD COVERED: OCT 1993 - SEP 1994												
SMALL BUSINESS SUBCONTRACT GOALS						SMALL DISADVANTAGED BUSINESS SUBCONTRACT GOALS						
ACTIVE			COMPLETED THIS FY NET GOALS			COMPLETED THIS FY NET GOALS			COMPLETED THIS FY NET GOALS			
NO OF CONTRACT CTRTS	GOAL \$ AMT	ACHIEVE \$ AMT PCT	NO OF CONTRACT CTRTS	GOAL \$ AMT	ACHIEVE \$ AMT PCT	NO OF CONTRACT CTRTS	GOAL \$ AMT	ACHIEVE \$ AMT PCT	NO OF CONTRACT CTRTS	GOAL \$ AMT	ACHIEVE \$ AMT PCT	
2	15353	9230	0	0	0	1	5966	2386	1706	71.5	0	0
1	1707	1514	0	0	0	0	0	0	0	0	0	0
1	613	275	0	0	324	124.1	0	0	0	0	33	114.1
0	0	0	0	0	0	0	0	0	0	0	0	0
3	249	486	0	0	0	0	0	0	0	0	0	0
7	7002	1851	0	0	0	0	0	0	0	0	0	0
13	12696	28251	0	0	9208	632.5	0	0	0	0	0	0
11	1410028	185621	0	0	0	0	0	0	0	0	0	0
118	713281	96867	47	409910	47844	103.2	50	125752	10904	14.3	34	204675
9	28032	7738	0	0	0	0	0	0	0	0	0	0
5	293337	82153	0	0	0	0	0	0	0	0	0	0
0	0	0	1	7984	2359	322.5	0	0	0	0	0	0
65	3737339	447017	0	0	0	0	0	0	0	0	0	0
6	113889	15264	0	0	0	0	0	0	0	0	0	0
19	58523	30504	0	0	0	0	225	180	123	68.0	0	0
9	1221	4945	0	0	0	0	0	0	0	0	0	0
2	10321	3442	0	0	482	105.8	0	0	0	0	0	0
1	151	3442	0	0	0	0	0	0	0	0	0	0
5	15856	5053	0	0	0	0	0	0	0	0	0	0
7	4336	650	0	0	0	0	0	0	0	0	0	0
0	0	0	2	1715	310	375.0	0	0	0	0	0	0
5	16982	141	1	53503	1521	17958	*****	0	0	0	0	0
0	0	0	0	0	0	0	0	0	0	0	0	0
1	148	500	0	0	0	0	0	0	0	0	0	0
0	0	0	0	0	0	0	0	0	0	0	0	0
113	51660	16019	0	0	0	0	0	0	0	0	0	0
14	2679	2793	13	132544	44247	149.2	6	3197	3174	98.5	12	19711
14	281740	73118	0	0	189	100.0	0	0	0	0	0	0
0	0	0	0	0	0	0	0	0	0	0	0	0
1	620	59	0	0	0	0	0	0	0	0	0	0
590	633	31970	0	0	0	0	0	0	0	0	0	0
25	69384	1833	4	2557	1349	156.1	2	1428	325	47.5	3	2318
4	8509	1833	0	0	0	0	0	0	0	0	0	0
17	100965	29737	0	0	0	0	0	0	0	0	0	0
18	47681	60321	2	288	243	83.9	1	100	47	156.0	2	391
16	28843	74218	0	0	0	0	0	0	0	0	0	0
20	692038	179514	5	453	340	101.5	2	18108	7604	59.2	7	12539
3	734	259	0	0	0	0	0	0	0	0	0	0
0	0	0	0	0	0	0	0	0	0	0	0	0
1	625	63	0	0	0	0	0	0	0	0	0	0
5	5815	1959	0	0	0	0	0	0	0	0	0	0
0	0	0	1	679	11	884.2	0	0	0	0	0	0
0	0	0	0	0	0	0	0	0	0	0	0	0

Prepared By: Washington Headquarters Services
 Directorate for Information Operations and Reports

Table III - 4. Companies Participating in the DoD Subcontracting Program:

		PERIOD COVERED: OCT 1993 - SEP 1994		SMALL BUSINESS SUBCONTRACT GOALS																			
Defense Logistics Agency Detail Listing (continued)				COMPLETED THIS FY NET GOALS						COMPLETED THIS FY NET GOALS						COMPLETED THIS FY NET GOALS							
ACTIVE				NO OF CONTRACT CTRTS		CONTRACT \$ AMT		GOAL \$ AMT		ACHIEVE \$ AMT		PCT		NO OF CONTRACT CTRTS		CONTRACT \$ AMT		GOAL \$ AMT		ACHIEVE \$ AMT		PCT	
75	24757	16501		3	2249	315	1591	505.8	207	131	63.2	251	207	2	251	207	207	131	63.2	75	24757	16501	
11	42164	8916		0	0	0	0	0	0	0	0	0	0	11	42164	8916	8916	42164	100	11	42164	8916	
66	351124	91295		0	0	0	0	0	0	0	0	0	0	66	351124	91295	91295	351124	100	66	351124	91295	
16	167804	98657		0	0	0	0	0	0	0	0	0	0	16	167804	98657	98657	167804	100	16	167804	98657	
13	9179	5403		0	0	0	0	0	0	23.1	54	128	30	1	54	128	30	23.1	13	9179	5403		
30	131831	44477		3	1115	121	509	421.2	283	148	47.8	283	310	2	283	310	148	47.8	30	131831	44477		
2	95	390		0	0	0	0	0	0	0	0	0	0	2	95	390	390	100	2	95	390		
2	9831	5617		0	1161	23	432	*****	663	0	0	663	628	0	663	628	597	95.1	2	9831	5617		
12	137	114		0	0	0	0	0	0	0	0	0	0	12	137	114	114	100	12	137	114		
14	6447	4318		2	54	31	38	123.1	0	0	0	0	0	14	6447	4318	4318	100	14	6447	4318		
1	55	31		0	0	0	0	0	0	0	0	0	0	1	55	31	31	100	1	55	31		
0	0	0		0	0	0	0	0	0	0	0	0	0	0	0	0	0	0	0	0	0	0	
1	3	4117		5	436	227	343	151.0	0	0	0	0	0	5	436	227	227	100	5	436	227		
37	4752	8952		0	0	0	0	0	0	35.4	57	132	47	1	57	132	47	35.4	37	4752	8952		
22	24828	18190		0	0	0	0	0	0	93.8	117	125	117	22	24828	18190	18190	100	22	24828	18190		
32	505212	1415235		0	259287	74853	103142	137.8	0	39	62.5	39	63	0	39	63	39	62.5	32	505212	1415235		
14	74434	60468		28	259287	74853	103142	137.8	0	74.3	75.3	88707	74343	0	213215	98707	74343	75.3	14	74434	60468		
2	111180	27179		0	0	0	0	0	0	0	0	0	0	2	111180	27179	27179	100	2	111180	27179		
5	69851	31640		0	0	0	0	0	0	0	0	0	0	5	69851	31640	31640	100	5	69851	31640		
1	94	5		0	0	0	0	0	0	0	0	0	0	1	94	5	5	100	1	94	5		
8	5788	2949		0	0	0	0	0	0	0	0	0	0	8	5788	2949	2949	100	8	5788	2949		
1	6641	67		0	0	0	0	0	67	0	0	6641	67	0	6641	67	67	100	1	6641	67		
35	0	35		0	0	0	0	0	0	0	0	0	0	35	0	35	35	100	35	0	35		
14	24617	3457		0	0	0	0	0	0	0	0	0	0	14	24617	3457	3457	100	14	24617	3457		
1	4859	4035		0	0	0	0	0	0	0	0	0	0	1	4859	4035	4035	100	1	4859	4035		
38	580487	137707		0	0	0	0	0	0	0	0	0	0	38	580487	137707	137707	100	38	580487	137707		
0	0	0		0	0	0	0	0	0	0	0	0	0	0	0	0	0	0	0	0	0	0	
1	6578	8807		0	0	0	0	0	0	0	0	0	0	1	6578	8807	8807	100	1	6578	8807		
9	12962	2592		0	0	0	0	0	0	0	0	0	0	9	12962	2592	2592	100	9	12962	2592		
8	35466	25715		4	33306	18061	24	*	0	0	0	0	0	8	35466	25715	25715	100	8	35466	25715		
1	90	112		0	0	0	90	0	0	0	0	0	0	1	90	112	112	100	1	90	112		
1	1150	691		1	6722	1223	2547	208.3	402	315	78.4	1356	402	1	1150	691	691	100	1	1150	691		
3	1011	565		0	0	0	0	0	0	0	0	0	0	3	1011	565	565	100	3	1011	565		
4	4896	1894		0	0	0	0	0	0	0	0	0	0	4	4896	1894	1894	100	4	4896	1894		
9	16311	66794		0	0	0	0	0	0	0	0	0	0	9	16311	66794	66794	100	9	16311	66794		
1	30102	779		0	0	0	0	0	0	0	0	0	0	1	30102	779	779	100	1	30102	779		
8	1913	1549		2	652	458	653	142.5	0	0	0	0	0	8	1913	1549	1549	100	8	1913	1549		
4	2767	345		0	0	0	0	0	0	0	0	0	0	4	2767	345	345	100	4	2767	345		
1	647	177		1	647	177	236	133.3	0	0	0	0	0	1	647	177	177	100	1	647	177		
3	20913	0		1	24440	0	0	0	0	0	0	0	0	3	20913	0	0	0	0	3	20913	0	
4	1138	150		0	0	0	0	0	8	0	0	4	8	4	1138	150	150	100	4	1138	150		

Prepared By: Washington Headquarters Services
 Directorate for Information Operations and Reports

PERIOD COVERED: OCT 1993 - SEP 1994

Table III-4. Companies Participating in the DoD Subcontracting Program:

PERIOD COVERED: OCT 1993 - SEP 1994		Defense Logistics Agency Detail Listing (continued)										PERIOD COVERED: OCT 1993 - SEP 1994									
CODE	COMPANY	CITY	SUPPLY POINT	YTD SALES	CUMULATIVE CURRENT FISCAL YEAR (1994)	SMALL PCT	DISADV PCT	HBCU/MI PCT	WOB PCT	TOTAL SALES	CUMULATIVE PREVIOUS FISCAL YEAR (1993)	SMALL PCT	DISADV PCT	HBCU/MI PCT	WOB PCT						
3442	INTEGRATED SYSTEMS ANALYSTS, INC	ARLINGTON	VA 9410 P N N	1907	1197	62.8	521	27.3	0	2098	1100	52.5	426	20.2	26						
3085	INTECOM SUPPORT SERVICES, INC.	WATERA KAWAI	HI 9401 P N N	1353	758	56.0	257	19.0	0	2098	1100	52.5	426	20.2	26						
0598	INTERSTATE FOODS	RICHMOND	TX 9407 P Y Y	406	180	44.4	3	.8	0	535	292	54.7	4	.7	2						
0598	INTERSTATE FOODS	ARLINGTON	VA 9401 P N N	46139	29518	64.0	443	1.0	0	33684	21775	64.7	37	-1.1	0						
2870	INTERNETICS INC	WARTMINSTER	PA 9409 P N N	1674	948	56.7	517	30.9	0	2288	732	32.0	441	19.3	0						
2353	INTERNATIONAL FUEL CELLS CORP.	SOUTH WINDSOR	CT 9401 P Y Y	166	80	36.1	3	2.7	0	103	18	17.1	4	4.0	0						
*4975	INTERSTATE BRANDS CORPORATION	GLENDALE	CA 9311 P Y N	150	92	57.8	2726	6.5	0	40013	25781	64.5	2596	6.5	0						
0564	INTERSTATE ELECTRONICS CORP/A FI	PAAL ALTO	CA 9406 P Y Y	42111	22687	53.8	107	7.3	0	2311	1577	68.3	295	12.8	0						
*1294	INTEVAC INC./ELECTRO OPTICAL SEN	SANTA ANA	CA 9403 P Y Y	1470	626	42.6	50	1.5	0	495	460	93.2	21	4.2	8						
4578	IRVIN INDUSTRIES INC	SANTA ANA	CA 9403 B Y Y	3286	2950	89.8	50	1.5	0	495	460	93.2	21	4.2	8						
4200	ISRALEX INC.	BROOKLYN	NY 9406 P N Y	106	44	41.2	18	17.0	0	2629	1035	39.4	101	3.9	0						
0549	IIT CORP/AEROSPACE/COMMUNICATIONS	FORT LAYNE	IN 9403 P Y Y	183800	55405	30.1	7837	4.2	0	171188	92101	53.9	8673	5.1	0						
0549	IIT CORP/AEROSPACE/COMMUNICATION	CLIFTON	NJ 9207 P Y Y	21732	9130	42.0	1629	7.5	0	24368	10707	44.0	2394	9.8	0						
0549	IIT CORP/AEROSPACE/COMMUNICATION	CLIFTON	NJ 9207 P Y Y	15522	6923	41.9	1213	7.3	0	18013	8194	45.5	1797	10.0	0						
0547	IIT CORP/CANNON PHOENIX	PHOENIX	AZ 9405 B N Y	2559	1740	68.0	192	7.5	0	4560	3283	72.1	333	7.3	0						
0550	IIT CORP/ELECTRO-OPTICAL PRODUCT	ROANOK	VA 9410 P Y Y	29162	20047	68.7	1507	5.2	0	43354	24975	57.7	3202	7.4	0						
0551	IIT CORP/IIT ELECTRON TECH DIV	SANTA ANA	CA 9403 P N N	3870	2860	69.9	44	1.3	0	24123	13220	54.9	1380	5.7	0						
4885	IIT FEDERAL SERVICES CORP	SANTA BARBA	CA 9309 S Y Y	24675	2030	43.3	437	9.6	0	5634	3742	66.5	675	12.0	0						
1614	IIT FEDERAL SERVICES CORP	COLORADO SPRIN	CO 9404 B Y Y	24675	11190	45.3	2387	9.6	0	261	9204	46.4	333	13.4	0						
2998	J. S. A. HEALTHCARE CORPORATION	COLUMBIA	MD 9410 P Y Y	12666	5624	44.5	1176	9.3	0	16845	8469	50.3	1891	11.2	0						
2997	J. H. RUTTER PEX MFG. CO., INC.	NEW ORLEANS	LA 9410 P N N	4165	151	3.6	5	-1.1	0	3660	14650	39.1	1322	3.0	0						
4320	JACOBS ENGINEERING GROUP INC.	PASADENA	CA 9405 P N N	29449	11317	38.4	409	10.7	0	37532	2059	76.9	70	2.0	0						
2708	JACOBSON ENGINEERS INC	SAN DIEGO	CA 9403 B N Y	4407	3276	74.3	409	9.3	0	2891	2059	76.9	70	2.0	0						
5423	JERED BROWNS BROTHERS INC	BROOKSWICK	GA 9410 P Y Y	1815	1368	75.4	0	1.0	0	0	0	1.0	0	0.0	0						
0577	JET ELECTRONICS & TECHNOLOGY	GRAND RAPIDS	MI 9406 B Y N	2237	2024	90.5	74	3.3	0	3534	3088	87.4	196	5.5	0						
4372	JOHNSON CONTROLS INC./JOY/GREEN	NEW DELHI	IN 9410 B N N	388	295	85.6	95	2.7	0	140	46	32.9	0	0.0	0						
0588	JOY TECHNOLOGIES INC./JOY/GREEN	FOSTER CITY	CA 9406 B N N	1985	159	28.3	118	2.9	0	2938	300	10.3	115	3.9	0						
4033	KAISER AERO & ELEC INC/KAISER AE	SAN LEANDRO	CA 9406 B N N	4100	1159	28.3	118	2.9	0	7707	2049	26.6	79	1.0	0						
4039	KAISER AERO & ELEC INC/KAISER EL	IRVINE	CA 9406 B N N	1870	1237	66.2	126	6.7	0	4703	3395	70.7	36	0.8	0						
1579	KAISER AERO & ELEC INC/KAISER EL	SAN JOSE	CA 9411 B N N	74048	38459	51.9	11511	15.5	0	43990	21874	49.8	4814	10.9	0						
5453	KAISER CERAMIC COMPOSITES	BREA	CA 9406 S Y Y	50	50	100.0	0	.0	0	0	0	.0	0	.0	0						
5341	KAISER COMPOSITE	BREA	CA 9407 P Y Y	499	153	30.7	0	.0	0	0	0	.0	0	.0	0						
4031	KAISER ELECTRO-OPTICS, INC.	CARLSBAD	CA 9302 P Y Y	3932	3027	77.0	244	6.2	0	3594	2724	75.8	299	8.3	0						
3938	KAISER OPTICAL SYSTEMS INC.	ANN ARBOR	MI 9309 P Y N	2839	2269	79.9	125	4.4	0	1790	1237	69.1	150	8.4	0						
0592	KAINI AEROSPACE CORPORATION	BLOOMFIELD	CT 9405 B Y Y	5784	27174	48.7	2161	3.9	0	52750	32930	62.5	319	3.9	0						
4485	KAINI INSTRUMENTATION CORP	COLORADO SPRGS	CO 9403 B N N	1038	7854	49.4	285	1.7	0	15522	7312	47.2	334	2.2	0						
0595	KAINI SCIENCES CORP	COLORADO SPRGS	CO 9403 B N N	25059	13219	52.7	1312	5.0	0	1855	1092	66.0	24	1.6	0						
2689	KAHAN SCIENCES CORP./ADVANCED EM	ALBUQUERQUE	NM 9404 P N Y	2152	561	26.1	199	9.2	43	2910	789	30.3	182	7.0	11						
0596	KANAHTICS CORPORATION	BLOOMFIELD	CT 9406 P N Y	1716	667	38.9	39	2.8	0	1786	1253	70.2	40	2.3	0						
3277	KANADON CORPORATION	LAGSSEON	GA 9410 P Y Y	1385	667	48.2	69	1.4	0	3248	2232	64.4	18	0.6	0						
1877	KAYDON CORPORATION	MISSOURI	MO 9405 P Y Y	4909	2425	49.2	69	1.4	0	3248	2232	64.4	18	0.6	0						
*0592	KOI PRECISION PRODUCTS, INC.	CINCINNATI	OH 9404 B Y Y	11215	7258	64.7	419	3.7	0	7820	5074	75.2	298	3.8	0						

Prepared by: Washington Headquarters Services
Directorate for Information Operations and Reports

Table III-4. Companies Participating in the DoD Subcontracting Program:

PERIOD COVERED: OCT 1993 - SEP 1994											
Defense Logistics Agency Detail Listing (continued)						SMALL DISADVANTAGED BUSINESS SUBCONTRACT GOALS					
SMALL BUSINESS SUBCONTRACT GOALS			COMPLETED THIS FY NET GOAL			ACTIVE			COMPLETED THIS FY NET GOALS		
NO OF CONTRACT CTRTS	GOAL \$ AMT	ACHIEVE \$ AMT	ACHIEVE PCT	NO OF CONTRACT CTRTS	GOAL \$ AMT	ACHIEVE \$ AMT	ACHIEVE PCT	NO OF CONTRACT CTRTS	GOAL \$ AMT	ACHIEVE \$ AMT	ACHIEVE PCT
2	1994	668	0	0	0	0	0	1	751	425	0
1	1353	0	0	0	0	0	0	1	1353	0	0
1	10737	8501	78	0	0	0	0	1	10737	159	1
12	10274	19417	0	0	0	0	0	12	10274	7069	0
1	100	64	0	0	0	0	0	1	100	2	0
23	9160.4	51135	0	1	120	110	30	23	9160.4	3582	1
1	56	128	0	0	0	0	0	0	56	40	0
11	54679	2499	0	0	0	0	0	11	54679	196	0
25	904825	295459	0	0	0	0	0	25	904825	24896	0
9	862077	167633	0	0	0	0	0	9	862077	7028	0
12	957037	19793	0	0	0	0	0	12	957037	7499	0
8	11324	2293	0	0	0	0	0	8	11324	221	0
10	219792	60063	0	0	0	0	0	10	219792	8549	0
19	136639	57025	0	5	548	1010	329	17	136639	4481	0
5	2683	3831	0	0	0	0	0	5	2683	715	0
6	58790	27445	0	1	13072	792	563	6	58790	3528	0
7	24582	5911	0	3	25332	2868	10003	7	24582	1814	0
22	206479	24525	0	1	1414	119	49	22	206479	7143	0
21	17713	3933	0	0	0	0	0	20	17713	902	0
1	1368	4767	0	0	0	0	0	1	1368	1801	0
3	1092	601	0	1	428	235	304	3	1092	42	0
1	148	47	0	0	0	0	0	1	148	5	0
2	1348	68	0	0	0	0	0	2	1348	68	0
0	0	0	0	0	0	0	0	0	0	0	0
8	4124	1334	0	0	0	0	0	8	4124	47	0
9	3470	2700	0	0	64	262	61	18	3470	51	0
18	69151	35177	0	0	0	0	0	18	69151	2607	0
0	0	0	0	0	0	0	0	0	0	0	0
0	0	0	0	0	0	0	0	0	0	0	0
2	180	17645	0	0	0	0	0	2	180	36	0
12	18798	3266	0	0	0	0	0	16	18798	2438	0
2	89	294	0	0	0	0	0	2	89	398	0
48	53558	30307	0	4	5813	1508	2922	38	53558	6787	0
4	3499	1226	0	1	2494	343	614	4	3499	361	0
2	931	565	0	0	0	0	0	2	931	26	0
4	2178	899	0	0	0	0	0	4	2178	899	0
2	511	324	0	0	0	0	0	2	511	21	0
2	2198	113	0	0	0	0	0	2	2198	113	0

PERIOD COVERED: OCT 1993 - SEP 1994

Table III - 4. Companies Participating in the DOD Subcontracting Program.

CODE	COMPANY	CITY	ST	SURV P E D S	TOTAL \$AMT	CUMULATIVE CURRENT FISCAL YEAR (1994)				CUMULATIVE PREVIOUS FISCAL YEAR (1993)						
						\$AMT	SMALL PCT	DISADV PCT	HECU/MT PCT	\$AMT	SMALL PCT	DISADV PCT	HECU/MT PCT			
0919	KEARFOTT GUIDANCE & NAVIGATION	WAVNE	NY	B	36440	22252	61.1	121	.3	0	0	0	0	0	0	0
3610	KESTER INSTITUTE	PALO ALTO	CA	B	792	2561	32.9	2	.2	0	0	0	0	0	0	0
0060	KEYSIA, INC./AERONAUTICS & ELECT	EL CAJON	CA	B	2889	2599	66.8	115	3.0	0	0	0	0	0	0	0
0075	KIDGORE CORP	SHAD GROVE	PA	B	2855	1407	53.0	185	.4	0	0	0	0	0	0	0
0615	KIDGORE CORPORATION	TOONE	TN	B	6323	4174	66.0	185	2.9	0	0	0	0	0	0	0
3636	KING RADIO CORP.	OLATHE	KS	B	4784	2466	51.6	161	3.4	0	0	0	0	0	0	0
3847	KOCH REFINING COMPANY INC	WICHITA	KS	B	302	222	73.6	107	17.4	0	0	0	0	0	0	0
0727	KOCH REFINING MKTG DIV	GLUCESTER CITY	NJ	B	348	348	100.0	107	30.7	0	0	0	0	0	0	0
0616	KOLLMOEGEN CORP/ELECTRO-OPTICAL	NORTHAMPTON	MA	B	12451	11255	90.5	943	7.6	0	0	0	0	0	0	0
0966	KOLLSMAN, DIV OF SEQUA	HERRICKACK	NH	B	8019	5990	74.6	322	4.0	0	0	0	0	0	0	0
4209	KOROVY-COL YEP DIV SFK USA	COMPTON	CA	B	632	178	28.2	6	1.0	0	0	0	0	0	0	0
2895	KRUG LIFE SCIENCES INC./SAN ANTO	SAN ANTONIO	TX	B	192	111	58.0	27	14.0	0	0	0	0	0	0	0
0621	LA BARGE ELECTRONICS	HUNTSVILLE	AR	B	7209	2926	40.6	173	2.4	0	0	0	0	0	0	0
0624	LA BARGE ELECTRONICS	JOHN	MO	B	6784	1496	22.1	173	1.1	0	0	0	0	0	0	0
5181	LA BARGE INC	SAINI LOUIS	MO	B	4428	1867	42.2	119	2.7	0	0	0	0	0	0	0
0820	LA BARGE INC/ELECTRONICS DIVISIO	TULSA	OK	B	6476	2756	42.6	489	7.6	0	0	0	0	0	0	0
4110	LA CROSSE FOOTWEAR INC	LA CROSSE	WI	B	967	875	90.6	499	3.2	0	0	0	0	0	0	0
4109	LAIDLAW ENVIRONMENTAL SERVICES	SAUKVILLE	WI	B	9217	2417	26.2	674	7.3	0	0	0	0	0	0	0
3510	LAKE SHOE INC	IRON MOUNTAIN	MI	B	12386	8941	72.2	380	3.1	0	0	0	0	0	0	0
2897	LAMAR ELECTRO-AIR CORPORATION	WELLINGTON	KS	B	114	88	75.4	2	.2	0	0	0	0	0	0	0
3013	LAMBDA NOVA ELECTRONICS INC	PANAMA BEACH	FL	B	4378	2932	67.0	263	6.0	0	0	0	0	0	0	0
4120	LAND O'FROST INC	LANSTING	IL	B	1418	978	68.9	295	20.1	0	0	0	0	0	0	0
5346	LAND-O-SUN DAIRIES, INC	O'FALLON	IL	B	694	655	94.4	0	.0	0	0	0	0	0	0	0
3849	LAMBRE ASSOCIATES, INC.	DAYTON	OH	B	10127	2475	24.4	13	1.1	0	0	0	0	0	0	0
0827	LEAR AUTOMOTIVE CORP.	SANTA MONICA	CA	B	43266	19141	44.2	1512	3.5	0	0	0	0	0	0	0
4114	LEAR ROHEC CORP	ELYRIA	OH	B	858	607	70.9	35	4.0	0	0	0	0	0	0	0
5115	LEAR SIEGLER MANAGEMENT SVCS	OKLAHOMA CITY	OK	B	18638	699	32.0	53	1.3	0	0	0	0	0	0	0
5420	LETOURNEAU INC	LONGVIEW	TX	B	302	195	64.6	109	7.2	0	0	0	0	0	0	0
0642	LITTLE ARTHUR O INC	CAMBRIDGE	MA	B	5063	3615	71.4	2	.2	0	0	0	0	0	0	0
0142	LITTON SYSTEMS INC	BEVERLY HILLS	CA	B	2393	1734	72.5	56	2.4	0	0	0	0	0	0	0
5301	LITTON SYSTEMS INC	DAVENPORT	IA	B	6232	4745	76.1	137	2.2	0	0	0	0	0	0	0
1347	LITTON SYSTEMS INC/AERO PRODUCT	WOODLAND HILLS	CA	B	18156	14246	78.5	193	10.6	0	0	0	0	0	0	0
0848	LITTON SYSTEMS INC/AMECOM DIVISI	COLLEGE PARK	MD	B	11740	3810	32.5	137	1.6	0	0	0	0	0	0	0
0848	LITTON SYSTEMS INC/APPLIED TECH	SAN JOSE	CA	B	43590	17997	41.3	1327	3.0	0	0	0	0	0	0	0
0848	LITTON SYSTEMS INC/DATA SYSTEMS	WOODLAND HILLS	CA	B	101924	70897	69.6	5174	5.1	0	0	0	0	0	0	0
0850	LITTON SYSTEMS INC/ELECTRON DEVI	TEMPLE	AZ	B	43786	18043	41.3	1430	3.3	0	0	0	0	0	0	0
0852	LITTON SYSTEMS INC/ELECTRON DEVI	SAN CARLOS	CA	B	11573	8372	73.8	236	13.7	0	0	0	0	0	0	0
0851	LITTON SYSTEMS INC/ELECTRON DEVI	ULLI LANSFORD	PA	B	11954	9827	73.8	545	2.6	0	0	0	0	0	0	0
0853	LITTON SYSTEMS INC/BUZDANCE & C	WOODLAND HILLS	CA	B	104666	53822	51.4	426	5.0	0	0	0	0	0	0	0
0857	LITTON SYSTEMS INC/ITER OPTICAL	LEWINGTON	MA	B	8479	6387	75.3	426	5.0	0	0	0	0	0	0	0
0850	LITTON SYSTEMS INC/LASER SYS DIV	S. JINDSOR	CT	B	420	366	87.3	19	4.5	0	0	0	0	0	0	0
0855	LITTON SYSTEMS INC/LASER SYSTEMS	ASPKA	IL	B	11304	6482	57.8	237	2.1	0	0	0	0	0	0	0
0855	LITTON SYSTEMS INC/LITTON PREC	CHICAGO	IL	B	4590	4203	91.6	349	7.6	0	0	0	0	0	0	0
4189	LITTON SYSTEMS INC/POLY-SCIENTIF	BLACKSBURG	VA	B	5155	3635	70.5	945	18.3	0	0	0	0	0	0	0
1207	LITTON SYSTEMS INC/SOLID STATE	SANTA CLARA	CA	B	5155	3635	70.5	945	18.3	0	0	0	0	0	0	0

PERIOD COVERED: OCT 1993 - SEP 1994

Table III-4. Companies Participating in the DOD Subcontracting Program.

CODE	COMPANY	CITY	ST	DATE	TYPE	P	E	D	S	CUMULATIVE CURRENT FISCAL YEAR (1994)				CUMULATIVE PREVIOUS FISCAL YEAR (1993)														
										\$AMT	SMALL PCT	DISADV PCT	HBCU/NTI PCT	\$AMT	SMALL PCT	DISADV PCT	HBCU/NTI PCT											
0659	LOCKHEED AERONAUTICAL SYSTEMS CO	MARIETTA	GA	9410	P	N	N	N	N	503726	149371	29.7	26051	5.2	386	11387	2.3	532979	151440	28.5	24138	4.5	0	0	0	0	8912	1.7
3751	LOCKHEED AERONAUTICAL SYSTEMS CO	JOHNSTOWN	PA	9410	P	N	N	N	N	1710	1295	75.7	33	2.0	0	164	9.6	1617	1237	76.5	37	2.3	0	0	0	0	21	1.3
0657	LOCKHEED AERONAUTICAL SYSTEMS CO	CHARLOTTE	NC	9310	B	N	N	N	N	40124	19582	48.8	2000	5.0	0	2556	6.4	52539	18948	36.1	2223	4.2	0	0	0	0	1471	2.8
1531	LOCKHEED ENG & MFG SVCS CO, INC/E	WHITE SANDS NSL	NH	9308	P	Y	Y	Y	Y	7642	5826	76.2	391	5.1	0	48	0.6	2934	2404	82.0	536	18.3	0	0	0	0	261	8.9
4127	LOCKHEED ENG & SCI. CO., INC./JOE	WHITE SANDS NSL	NH	9308	P	Y	Y	Y	Y	3268	2632	80.5	158	4.8	0	82	2.5	576	538	93.5	166	28.8	0	0	0	0	112	19.4
*3976	LOCKHEED ENGINEERING & SCIENCES	WHITE SANDS NSL	NH	9308	P	Y	Y	Y	Y	6109	4662	81.2	326	5.8	0	17	0.3	2161	1794	83.1	372	17.2	0	0	0	0	199	9.2
4894	LOCKHEED MISSILES & SPACE CO	AUSTIN	TX	9410	B	Y	Y	Y	Y	2184	6498	29.7	758	3.8	0	150	0.7	3225	1925	59.8	752	2.3	0	0	0	0	113	0.3
0661	LOCKHEED MISSILES & SPACE COMPAN	AUSTIN	TX	9407	B	N	N	N	N	1043992	100091	10.5	14884	1.4	0	5786	0.6	108818	123388	11.6	13170	1.2	0	0	0	0	4143	0.4
0880	LOCKHEED SANDERS INC	NASHUA	NH	9307	P	Y	Y	Y	Y	195527	90269	46.2	9103	4.7	0	3129	1.6	20795	11343	54.9	10208	5.0	0	0	0	0	2917	1.4
4494	LOCKHEED SYSTEMS COMPANY INC	SAN DIEGO	CA	9402	P	N	N	N	N	3872	2942	76.0	551	14.2	0	67	1.7	1905	1343	70.8	203	10.7	0	0	0	0	34	1.8
3854	LOCKHEED TECHNICAL OPERATIONS CO	SUNNYSIDE	CA	9311	P	N	N	N	N	12091	6441	53.3	1499	12.4	0	1045	8.6	8691	2862	33.0	965	11.1	0	0	0	0	380	4.4
0407	LOCKHEED/FORT WORTH CO	FORT WORTH	TX	9410	B	Y	Y	Y	Y	1532047	241870	15.8	37155	2.4	0	14074	0.9	1144194	254877	22.3	31489	2.8	0	0	0	0	15698	1.4
4329	LOGICON INC/OPERATING SYSTEMS	ARLINGTON	VA	9302	B	Y	Y	Y	Y	9978	4219	42.3	537	5.4	0	288	2.9	55	22	39.7	691	8.9	0	0	0	0	21	0.7
2145	LOGICON INC/STRATEGIC & INFO SYS	LOS ANGELES	CA	9408	P	N	N	N	N	14368	7822	54.4	1190	8.3	0	315	2.2	7793	4231	54.3	631	8.9	0	0	0	0	194	2.5
5192	LOGICON TECHNICAL SERVICES INC	SAN DIEGO	CA	9408	P	N	N	N	N	572	389	66.4	74	12.9	0	38	6.6	19613	10117	51.6	860	4.4	0	0	0	0	219	1.1
0376	LORAL AERONAUTRONIC CORP/LORAL	RANDOLPH AFB TX	TX	9409	B	N	N	N	N	98370	27172	27.7	8097	8.2	0	1516	1.6	78425	20758	27.2	0	0	0	0	0	0	892	1.2
3451	LORAL AERONAUTRONIC CORP/LORAL	SAN JOSE	CA	9409	B	N	N	N	N	35395	19172	53.5	459	13.0	0	372	1.0	63548	25263	43.5	5651	10.2	0	0	0	0	464	0.8
0378	LORAL AERONAUTRONIC CORP/WESTERN DEV	SAN JOSE	CA	9402	B	Y	Y	Y	Y	36605	20461	55.9	1458	4.0	0	452	2.1	3105	17919	57.7	1746	10.0	0	0	0	0	617	2.0
1244	LORAL COMMAND & CONTROL SYSTEMS	COLORADO SPRING	CO	9410	P	N	N	N	N	21427	7840	36.6	1428	6.7	0	452	2.1	49398	10727	23.7	1746	3.8	0	0	0	0	133	0.7
0251	LORAL CONIC MFG. CO.	SAN DIEGO	CA	9408	S	Y	Y	Y	Y	6584	4021	61.1	356	5.4	0	163	2.5	5255	3129	59.6	359	6.8	0	0	0	0	299	5.7
0663	LORAL CORP/ELECTRONIC SYSTEMS DI	YONKERS	NY	9311	B	Y	Y	Y	Y	48326	21699	44.9	905	1.9	0	696	1.4	51949	22055	42.5	1601	3.1	0	0	0	0	32	0.3
1346	LORAL CORP/LORAL CONTROL SYSTEMS	AKRON	OH	9407	P	Y	Y	Y	Y	12791	8752	68.4	488	3.8	0	289	2.3	16872	12885	76.4	510	3.0	0	0	0	0	282	1.7
0441	LORAL CORP/LORAL DEFENSE SYSTEMS	AKRON	OH	9407	P	Y	Y	Y	Y	50887	17761	34.9	1101	2.2	0	748	1.5	47660	20949	44.0	2031	4.3	0	0	0	0	1466	3.1
0365	LORAL CORP/LORAL FAIRCHILD SYSTE	AKRON	OH	9405	B	Y	Y	Y	Y	10674	4620	43.3	386	3.6	0	214	2.0	9855	7852	79.7	117	1.2	0	0	0	0	162	1.6
0376	LORAL CORP/TRAINING AND TECHNICA	HORSHAM	PA	9408	P	N	N	N	N	28012	13963	46.3	1534	5.5	0	1587	5.7	30650	9018	29.5	941	3.1	0	0	0	0	709	2.3
4526	LORAL CORP/DEFENSE SYSTEMS	HORSHAM	PA	9308	P	N	N	N	N	20712	8333	41.2	1169	5.8	0	572	2.8	21379	5864	27.5	580	2.7	0	0	0	0	456	2.3
3633	LORAL ELECTRO-OPTICAL SYSTEMS IN	PASADENA	CA	9408	B	Y	Y	Y	Y	73704	15443	20.9	628	0.8	0	55	0.7	26389	5300	20.1	322	1.2	0	0	0	0	49	0.2
2020	LORAL ELECTRO-OPTICAL SYSTEMS IN	PASADENA	CA	9408	B	Y	Y	Y	Y	15680	8333	53.3	628	0.8	0	55	0.7	21250	5300	24.5	322	1.2	0	0	0	0	1403	5.6
1741	LORAL FAIRCHILD CORP./LORAL DATA	SARASOTA	FL	9410	B	Y	Y	Y	Y	5680	2971	52.3	161	2.8	0	194	2.7	11294	5902	52.3	397	3.5	0	0	0	0	571	5.1
4206	LORAL FAIRCHILD IMAGING SENSORS	MILPITAS	CA	9405	P	Y	Y	Y	Y	1799	926	51.5	45	2.5	0	35	2.0	1098	658	60.0	49	4.4	0	0	0	0	22	2.0
5483	LORAL FEDERAL SYSTEMS COMPANY	MASSACHUSETTS	MA	9410	B	Y	Y	Y	Y	16621	47794	28.7	4109	2.5	0	273	1.6	196094	59398	29.8	529	4.4	0	0	0	0	1871	1.0
4397	LORAL FEDERAL SYSTEMS-GAITHERSBUR	WOBURN	MA	9310	P	Y	Y	Y	Y	59831	13093	21.9	2093	3.5	0	613	1.0	81737	19776	23.6	2459	3.0	0	0	0	0	637	1.0
3054	LORAL FEDERAL SYSTEMS-GAITHERSBUR	WOBURN	MA	9310	P	Y	Y	Y	Y	22610	8740	38.7	1080	4.8	0	280	1.3	4021	19776	49.1	116	2.9	0	0	0	0	107	2.0
0523	LORAL FEDERAL SYSTEMS-GAITHERSBUR	WOBURN	MA	9310	P	Y	Y	Y	Y	4151	1585	38.2	89	2.1	0	98	2.4	6522	3579	54.9	320	4.9	0	0	0	0	97	1.5
0623	LORAL FEDERAL SYSTEMS-GAITHERSBUR	WOBURN	MA	9310	P	Y	Y	Y	Y	4151	1585	38.2	89	2.1	0	98	2.4	6522	3579	54.9	320	4.9	0	0	0	0	97	1.5
0623	LORAL FEDERAL SYSTEMS-GAITHERSBUR	WOBURN	MA	9310	P	Y	Y	Y	Y	4151	1585	38.2	89	2.1	0	98	2.4	6522	3579	54.9	320	4.9	0	0	0	0	97	1.5
0623	LORAL FEDERAL SYSTEMS-GAITHERSBUR	WOBURN	MA	9310	P	Y	Y	Y	Y	4151	1585	38.2	89	2.1	0	98	2.4	6522	3579	54.9	320	4.9	0	0	0	0	97	1.5
0623	LORAL FEDERAL SYSTEMS-GAITHERSBUR	WOBURN	MA	9310	P	Y	Y	Y	Y	4151	1585	38.2	89	2.1	0	98	2.4	6522	3579	54.9	320	4.9	0	0	0	0	97	1.5
0623	LORAL FEDERAL SYSTEMS-GAITHERSBUR	WOBURN	MA	9310	P	Y	Y	Y	Y	4151	1585	38.2	89	2.1	0	98	2.4	6522	3579	54.9	320	4.9	0	0	0	0	97	1.5
0623	LORAL FEDERAL SYSTEMS-GAITHERSBUR	WOBURN	MA	9310	P	Y	Y	Y	Y	4151	1585	38.2	89	2.1	0	98	2.4	6522	3579	54.9	320	4.9	0	0	0	0	97	1.5
0623	LORAL FEDERAL SYSTEMS-GAITHERSBUR	WOBURN	MA	9310	P	Y	Y	Y	Y	4151	1585	38.2	89	2.1	0	98	2.4	6522	3579	54.9	320	4.9	0	0	0	0	97	1.5
0623	LORAL FEDERAL SYSTEMS-GAITHERSBUR	WOBURN	MA	9310	P	Y	Y	Y	Y	4151	1585	38.2	89	2.1	0	98	2.4	6522	3579	54.9	320	4.9	0	0	0	0	97	1.5
0623	LORAL FEDERAL SYSTEMS-GAITHERSBUR	WOBURN	MA	9310	P	Y	Y	Y	Y	4151	1585	38.2	89	2.1	0	98	2.4	6522	3579	54.9	320	4.9	0	0	0	0	97	1.5
0623	LORAL FEDERAL SYSTEMS-GAITHERSBUR	WOBURN	MA	9310	P	Y	Y	Y	Y	4151	1585	38.2	89	2.1	0	98	2.4	6522	3579	54.9	320	4.9	0	0	0	0	97	1.5
0623	LORAL FEDERAL SYSTEMS-GAITHERSBUR	WOBURN	MA	9310	P	Y	Y	Y	Y	4151	1585	38.2	89	2.1	0	98	2.4	6522	3579	54.9	320	4.9	0	0	0	0	97	1.5
0623	LORAL FEDERAL SYSTEMS-GAITHERSBUR	WOBURN	MA	9310	P	Y	Y	Y	Y	4151	1585	38.2	89	2.1	0	98	2.4	6522	3579	54.9	320	4.9	0	0	0			

Table III-4. Companies Participating in the DoD Subcontracting Program:
 Defense Logistics Agency Detail Listing (continued)

ACTIVE				COMPLETED THIS FY NET GOALS				COMPLETED THIS FY NOT NET GOALS				SMALL BUSINESS SUBCONTRACT GOALS				PERIOD COVERED: OCT 1993 - SEP 1994			
NO. OF CONTRACT CTRTS	CONTRACT \$ AMT	GOAL \$ AMT	ACHIEVE PCT	NO. OF CONTRACT CTRTS	CONTRACT \$ AMT	GOAL \$ AMT	ACHIEVE PCT	NO. OF CONTRACT CTRTS	CONTRACT \$ AMT	GOAL \$ AMT	ACHIEVE PCT	NO. OF CONTRACT CTRTS	CONTRACT \$ AMT	GOAL \$ AMT	ACHIEVE PCT	NO. OF CONTRACT CTRTS	CONTRACT \$ AMT	GOAL \$ AMT	ACHIEVE PCT
0	0	0	0.0	0	0	0	0.0	0	0	0	0.0	0	0	0	0.0	0	0	0	0.0
1	134	122	91.0	1	4951	248	49.7	1	204042	35898	17.6	1	204042	35898	17.6	1	204042	35898	17.6
70	204042	5288	2.6	0	0	0	0.0	0	0	0	0.0	0	0	0	0.0	0	0	0	0.0
3	15788	260	1.6	0	0	0	0.0	0	0	0	0.0	0	0	0	0.0	0	0	0	0.0
1	11711	0	0.0	0	0	0	0.0	0	0	0	0.0	0	0	0	0.0	0	0	0	0.0
3	14255	5298	37.2	0	0	0	0.0	0	0	0	0.0	0	0	0	0.0	0	0	0	0.0
17	112399	97527	86.8	0	0	0	0.0	0	0	0	0.0	0	0	0	0.0	0	0	0	0.0
125	7778005	101916	1.3	1	17804	4726	26.5	5	113251	7707	6.8	125	7778005	101916	1.3	3	17984	112	0.6
53	373423	137117	36.7	1	48218	29807	61.8	1	619	430	69.5	93	373423	165666	43.0	7	20092	241	0.6
6	9908	10020	101.2	0	0	0	0.0	0	0	0	0.0	6	9908	864	8.6	0	0	0	0.0
5	8792	2560	29.1	0	0	0	0.0	5	8792	1292	14.6	5	8792	83492	94.9	0	0	0	0.0
65	10316639	1526997	14.8	0	0	0	0.0	65	10316639	83492	0.8	0	0	0	0.0	0	0	0	0.0
0	0	0	0.0	0	0	0	0.0	0	0	0	0.0	0	0	0	0.0	0	0	0	0.0
20	22781	42443	186.4	0	0	0	0.0	20	22781	21523	94.4	0	0	0	0.0	0	0	0	0.0
9	68620	18942	27.6	0	0	0	0.0	9	68620	6104	8.9	0	0	0	0.0	0	0	0	0.0
1	568	5272	92.8	4	88502	11865	13.3	1	568	2479	43.4	0	0	0	0.0	0	0	0	0.0
35	219305	73405	33.5	1	3573	3405	95.3	35	219305	17325	7.9	4	38569	1320	6.0	1	53506	4	0.0
24	214719	10492	4.9	4	47863	25810	53.9	25	214719	26783	12.5	3	1911	71	0.1	3	48264	619	23.4
15	14761	14892	101.5	6	19380	5739	29.6	17	14761	1651	11.2	3	11656	178	1.3	5	8583	106	68.4
5	126691	27983	22.1	0	0	0	0.0	0	0	0	0.0	1	2049	1	0.0	0	0	0	0.0
17	10525	4572	43.4	0	0	0	0.0	17	10525	603	5.7	0	0	0	0.0	0	0	0	0.0
25	100684	41809	41.5	0	0	0	0.0	25	100684	5034	5.0	0	0	0	0.0	0	0	0	0.0
16	33581	17467	52.2	2	25180	8713	34.2	13	30381	953	3.1	10	15631	285	1.8	4	9744	162	71.2
19	229052	74215	32.4	0	0	0	0.0	19	229052	5990	2.6	0	0	0	0.0	0	0	0	0.0
21	114914	36332	31.7	7	12658	9680	83.9	21	114914	1447	1.3	6	13369	1387	9.6	10	7256	148	15.8
8	65798	43312	65.9	0	0	0	0.0	8	65798	7819	11.9	1	1210	109	1.3	0	0	0	0.0
7	59098	41840	70.9	0	0	0	0.0	7	59098	7529	12.6	0	0	0	0.0	0	0	0	0.0
15	43896	27913	63.6	0	0	0	0.0	11	43896	3633	8.3	0	0	0	0.0	0	0	0	0.0
12	40123	6056	15.1	0	0	0	0.0	8	40123	412	1.0	0	0	0	0.0	0	0	0	0.0
4	459	211	45.8	0	0	0	0.0	4	459	30	6.9	0	0	0	0.0	0	0	0	0.0
42	582130	136807	23.5	0	0	0	0.0	42	582130	24659	4.3	1	12603	65	0.0	0	0	0	0.0
6	37847	50212	132.8	0	0	0	0.0	6	37847	10653	28.1	0	0	0	0.0	0	0	0	0.0
8	29543	25494	86.6	0	0	0	0.0	8	29543	2220	7.5	0	0	0	0.0	0	0	0	0.0
1	3650	1942	53.2	0	0	0	0.0	1	3650	243	6.6	0	0	0	0.0	0	0	0	0.0
15	58030	37417	64.5	0	0	0	0.0	15	58030	4292	7.4	0	0	0	0.0	0	0	0	0.0
10	53427	28090	52.6	2	100	92	92.0	10	53427	975	1.8	0	0	0	0.0	0	0	0	0.0
4	897	532	59.3	2	204	207	101.5	4	897	38	3.3	2	263	19	21.1	2	21	5	2.7
2	53222	52609	98.8	0	0	0	0.0	6	53222	4856	9.1	0	0	0	0.0	0	0	0	0.0
2	1314	14690	111.9	0	0	0	0.0	2	1314	144	11.0	0	0	0	0.0	0	0	0	0.0
3	55943	14690	26.3	0	0	0	0.0	3	55943	2997	2.0	0	0	0	0.0	0	0	0	0.0
0	0	0	0.0	0	0	0	0.0	0	0	0	0.0	0	0	0	0.0	0	0	0	0.0
31	1450480	301000	20.7	1	17	28	164.7	31	1450480	53273	3.7	2	5926	80	0.6	1	17	0	0.0
25	865804	84395	9.7	0	0	0	0.0	25	865804	27023	3.1	0	0	0	0.0	0	0	0	0.0

Table III-4. Companies Participating in the DoD Subcontracting Program: PERIOD COVERED: OCT 1993 - SEP 1994

Defense Logistics Agency Detail Listing (continued)																
SMALL BUSINESS SUBCONTRACT GOALS					SMALL DISADVANTAGED BUSINESS SUBCONTRACT GOALS											
ACTIVE		COMPLETED THIS FY MET GOALS			COMPLETED THIS FY NOT MET GOAL			ACTIVE		COMPLETED THIS FY MET GOALS			COMPLETED THIS FY NOT MET GOAL			
NO. OF CONTRACT CTRTS	GOAL \$ AMT	NO. OF CONTRACT CTRTS	CONTRACT \$ AMT	GOAL \$ AMT	ACHIEVE \$ AMT	PCT	NO. OF CONTRACT CTRTS	CONTRACT \$ AMT	GOAL \$ AMT	ACHIEVE \$ AMT	PCT	NO. OF CONTRACT CTRTS	CONTRACT \$ AMT	GOAL \$ AMT	ACHIEVE \$ AMT	PCT
9	1916	0	0	0	0	.0	0	0	0	0	.0	0	0	0	0	.0
4	8233	1	1458	1128	1254	111.1	0	0	0	0	.0	0	0	0	0	.0
15	12377	0	0	0	0	.0	0	0	0	0	.0	0	0	0	0	.0
1	347	0	0	0	0	.0	0	0	0	0	.0	0	0	0	0	.0
6	30181	0	0	1031	1228	119.1	0	0	0	0	.0	0	0	172	4.1	
16	19687	9	6297	1639	4259	259.8	5	2124	4284	659	15.4	2	566	954	108	11.3
27	25095	0	0	0	0	.0	0	0	0	0	.0	0	0	0	0	.0
3	1359	2	530	340	500	147.0	0	0	0	0	.0	1	398	32	22	69.3
1	3103	0	0	0	0	.0	0	0	0	0	.0	0	0	0	0	.0
1	228	0	0	0	0	.0	0	0	0	0	.0	0	0	0	0	.0
34	994	1	128	62	74	119.0	0	0	0	0	.0	0	0	0	0	.0
6	3581	8	720	679	695	102.4	0	0	0	0	.0	0	0	0	0	.0
1	2040	0	0	0	0	.0	0	0	0	0	.0	0	0	0	0	.0
1	153	0	0	0	0	.0	0	0	0	0	.0	0	0	0	0	.0
1	111	0	0	0	0	.0	0	0	0	0	.0	0	0	0	0	.0
1	710	0	0	0	0	.0	0	0	0	0	.0	0	0	0	0	.0
2	8134	0	0	0	0	.0	0	0	0	0	.0	0	0	0	0	.0
1	121	0	0	0	0	.0	0	0	0	0	.0	0	0	0	0	.0
2	4425	1	1570	515	1380	288.0	0	0	0	0	.0	0	0	37	15	99.5
10	61123	0	0	552	1536	278.0	0	0	0	0	.0	0	0	0	0	.0
5	20696	2	1824	0	38	44.2	1	38	73	32	44.2	0	0	0	0	.0
54	346438	0	0	0	0	.0	0	0	0	0	.0	0	0	0	0	.0
1	463	0	0	0	0	.0	0	0	0	0	.0	0	0	0	0	.0
5	881	0	0	0	0	.0	0	0	0	0	.0	0	0	0	0	.0
1	2234	0	0	0	0	.0	0	0	0	0	.0	0	0	0	0	.0
26	36514	0	0	0	0	.0	0	0	0	0	.0	0	0	0	0	.0
6	8366	0	0	0	0	.0	0	0	0	0	.0	0	0	0	0	.0
0	0	0	0	0	0	.0	0	0	0	0	.0	0	0	0	0	.0
4	237	2	1333	406	463	114.2	0	0	0	0	.0	0	0	0	0	.0
3	7743	0	0	0	0	.0	0	0	0	0	.0	0	0	0	0	.0
1	392	0	0	0	0	.0	0	0	0	0	.0	0	0	0	0	.0
76	679332	0	0	0	0	.0	0	0	0	0	.0	0	0	0	0	.0
64	1918579	0	0	0	0	.0	0	0	0	0	.0	0	0	0	0	.0
175	2162442	0	0	34386	43720	127.1	3	2827	1632	693	42.4	175	2162442	40334	2249	5.6
51	8602219	7	76396	171	180	105.0	2	1001	716	360	50.3	49	8602158	129	74	57.8
28	936644	1	82708	21330	35355	165.8	0	70	98	54	54.6	28	936644	179	92	51.2
16	150295	0	0	0	0	.0	0	0	0	0	.0	0	0	0	0	.0
8	459185	1	145103	28382	57461	202.6	1	747	4787	257	5.4	7	456075	0	0	.0
5	32162	0	0	0	0	.0	0	0	0	0	.0	0	0	0	0	.0
1	20185	0	0	0	0	.0	0	0	0	0	.0	0	0	0	0	.0
47	8432411	2	8498	1005	1499	149.2	1	1146	360	156	43.2	45	8432097	27	0	.0
6	99083	0	0	0	0	.0	0	0	0	0	.0	0	0	0	0	.0
14	82437	1	28708	7713	10634	137.9	0	0	0	0	.0	14	82437	0	0	.0

Table III-4. Companies Participating in the DoD Subcontracting Program. PERIOD COVERED: OCT 1993 - SEP 1994

DEFENSE LOGISTICS AGENCY DETAIL LISTING (continued)									
SMALL BUSINESS SUBCONTRACT GOALS					SMALL DISADVANTAGED BUSINESS SUBCONTRACT GOALS				
COMPLETED THIS FY NET GOALS					COMPLETED THIS FY NET GOALS				
ACTIVE					ACTIVE				
NO OF CTRTS	CONTRACT \$ AMT	GOAL \$ AMT	ACHIEVE \$ AMT	ACHIEVE PCT	NO OF CTRTS	CONTRACT \$ AMT	GOAL \$ AMT	ACHIEVE \$ AMT	ACHIEVE PCT
23	190811	73534	10609	52.9	23	190811	5252	949	263.7
0	0	0	375	40.4	0	0	0	0	0
1	96	190	0	0	1	96	77	0	0
22	4859	5794	474	53.6	22	4859	1650	29	135.0
0	0	0	0	0	0	0	607	0	0
11	2687	1889	0	0	0	0	0	0	0
8	6979	5088	0	0	0	0	0	0	0
8	2543	1272	0	0	0	0	0	0	0
13	6353947	809030	0	0	13	6353947	34279	0	0
503	26097960	2930242	219853	57.0	503	26097960	377712	7909	****
24	1018221	215542	0	0	24	1018221	2695	1	317.6
0	0	0	0	0	0	0	0	0	0
29	611640	128417	0	0	29	611640	9515	4	398.7
4	135	720	0	0	4	135	153	0	0
4	1633	1486	89	0	0	0	0	0	0
26	27842	5079	0	0	26	27842	1993	0	0
17	54403	26998	0	0	17	54403	3354	11	111.7
6	2332	517	0	0	6	2332	1	0	0
4	425	1168	0	0	4	425	141	0	0
12	8252	1362	0	0	12	8252	1352	0	0
4	3163	1639	0	0	4	3163	60	0	0
5	2332	1943	0	0	5	2332	17	0	0
4	1381	1091	0	0	4	1381	901	0	0
4	144	605	0	0	2	144	94	0	0
4	1246	6993	0	0	4	1246	1037	0	0
0	0	0	0	0	0	0	0	0	0
0	0	0	0	0	0	0	0	0	0
3	1352	390	0	0	3	1352	0	0	0
2	20805	19027	0	0	2	20805	1248	0	0
5	10430	9974	0	0	5	10430	2000	0	0
8	26657	5563	224	85.0	8	26657	454	0	0
0	0	0	0	0	0	0	0	0	0
0	0	0	182	0	0	0	0	75	0
4	2653	2225	0	0	4	2653	620	0	0
11	3311	3774	0	0	11	3311	403	28	100.0
1	1962	152	0	0	1	1962	84	0	0
1	9200	153	0	0	1	9200	84	0	0
104	391867	143222	0	0	104	391867	91506	0	0
2	2056	1368	0	0	2	2056	1388	0	0
13	741	35	35	100.0	13	741	4	4	100.0
22	708	324	0	0	22	708	324	0	0
4	0	0	0	0	4	0	0	0	0
0	0	0	0	0	0	0	0	0	0
1	4025	600	2651	441.9	1	4025	500	1363	272.5
0	0	0	0	0	0	0	0	0	0
1	2530	1500	0	0	1	2530	75	0	0
1	88	2375	0	0	1	88	125	0	0
1	31539	294	0	0	1	31539	294	0	0
4	6655	17221	0	0	4	6655	0	0	0
4	72118	162743	0	0	4	72118	3490	0	0

PERIOD COVERED: OCT 1993 - SEP 1994

Table III-4. Companies Participating in the DoD Subcontracting Program:

CODE	COMPANY	CITY	ST	DATE	TERR	D O S	CUMULATIVE CURRENT FISCAL YEAR (1994)						CUMULATIVE PREVIOUS FISCAL YEAR (1993)							
							TOTAL \$AMT	SMALL PCT	DISADV PCT	HBCU/MT PCT	WOB PCT	TOTAL \$AMT	SMALL PCT	DISADV PCT	HBCU/MT PCT	WOB PCT				
1931	NATIONAL DEFENSE CORP	EAU CLAIRE	WI	9207	P	N	190	44	23.2	*	0	0	0	0	0	0	0	0	0	0
4574	NATIONAL FORGE INC	PITTSBURGH	PA	9408	P	N	1333	1242	93.2	0	0	0	0	0	0	0	0	0	0	0
4593	NATIONAL FIBRE CONDUCTOR CORP.	IRVINE	CA	9403	P	N	1312	1312	100.0	0	0	0	0	0	0	0	0	0	0	0
2782	NATIONAL SEMICONDUCTOR CORP.	SANTA CLARA	CA	9410	B	N	410435	124972	30.4	5552	1.4	0	0	0	0	0	0	0	0	0
1816	NEW ENGLAND AIR-OIL PRODUCTS	FARMINGTON	CT	9408	B	N	4570	3138	68.7	14	.3	0	0	0	0	0	0	0	0	0
0770	NI INDUSTRIES/NORRIS DIVISION	LOS ANGELES	CA	9406	B	N	7186	3284	45.4	558	7.8	0	0	0	0	0	0	0	0	0
4027	NICHOLS RESEARCH CORP.	HUNTSVILLE	CA	9406	B	N	1928	1207	61.5	1905	9.9	0	0	0	0	0	0	0	0	0
5182	NODAR HOLDEN INC	CORONA	CA	9404	B	N	9632	13027	80.1	4826	8.5	0	0	0	0	0	0	0	0	0
1502	NORDEX SYSTEMS	NORWALK	CT	9403	B	N	48200	33488	68.1	4934	10.1	0	0	0	0	0	0	0	0	0
2852	NORTER CORP/STAVELY INSTRUMENTS	KENNEBICK	MA	9310	P	N	339	124	36.6	0	0	0	0	0	0	0	0	0	0	0
4317	NORTHROP CORP/AIRCRAFT DIV.	HAUTHORNE	CA	9403	B	N	323138	198534	61.4	34767	10.8	17	0	0	0	0	0	0	0	0
4316	NORTHROP CORP/B-2 DIV	PICA RIVERA	CA	9403	B	N	616047	82970	13.5	13386	2.2	0	0	0	0	0	0	0	0	0
4318	NORTHROP CORP/ELEC SYS DIV/HAULTH	HAULTHORNE	CA	9403	B	N	48335	28537	59.9	7926	16.1	0	0	0	0	0	0	0	0	0
4340	NORTHROP CORP/ELECTRONICS SYSIS	NORWOOD	IL	9406	B	N	18505	8817	47.2	186	1.1	0	0	0	0	0	0	0	0	0
4319	NORTHROP CORP/INTEGRATION	ARLINGTON HTS	IL	9406	B	N	48615	20945	52.2	3742	7.5	13	0	0	0	0	0	0	0	0
5149	NORTHROP CORP/INTEGRATION	ROLLING MDS	IL	9406	B	N	62970	27204	43.3	4935	7.8	13	0	0	0	0	0	0	0	0
4342	NORTHROP CORP/INDICE AIRCRAFT SVCS	CHICAGO	IL	9410	B	N	3870	2870	74.2	2716	7.0	0	0	0	0	0	0	0	0	0
4321	NORTHEAST ENVIRONMENTAL SVCS	SEATTLE	WA	9402	P	N	1590	1590	100.0	39	2.4	0	0	0	0	0	0	0	0	0
4194	NORTON CO/DIAMOND FILM	NORTHERO	MA	9407	P	N	7630	4654	61.0	402	5.2	0	0	0	0	0	0	0	0	0
5452	NOVASENSOR	FRETONT	CA	9407	P	N	9	8	85.9	0	0	0	0	0	0	0	0	0	0	0
3444	NSI TECHNOLOGY SERVICES CORP.	SUNNYVALE	CA	9403	P	N	31	23	74.2	5	16.8	0	0	0	0	0	0	0	0	0
3503	NYSENET, INC.	LIVERPOOL	NY	9302	P	N	12	10	78.8	1	2.9	0	0	0	0	0	0	0	0	0
3032	DAO CORPORATION	GREENBELT	MD	9410	P	N	3418	1891	55.3	123	3.6	0	0	0	0	0	0	0	0	0
4858	OBG TECHNICAL SERVICES, INC.	EAST SYRACUSE	NY	9410	S	N	1613	988	60.0	54	3.4	0	0	0	0	0	0	0	0	0
4049	OBRIEN & GERE ENGINEERS, INC	SYRACUSE	NY	9401	B	N	5618	921	16.4	148	2.6	0	0	0	0	0	0	0	0	0
4964	OHM REPRODUCTION SERVICES CORP.	FINDLAY	OH	NONE	B	N	40270	18514	41.0	2088	5.2	0	0	0	0	0	0	0	0	0
2733	OLIN CORP/ORDNANCE GROUP	STAMFORD	FL	9410	B	N	61629	13006	21.2	931	1.5	0	0	0	0	0	0	0	0	0
3682	OLIN CORP/CHEMICALS GROUP	LAKE CHARLES	LA	9410	B	N	1250	54	23.6	1	.4	0	0	0	0	0	0	0	0	0
4186	OLIN CORP/OLIN CHEMICALS	LAKE CHARLES	LA	9410	B	N	1250	512	23.6	8	1.1	0	0	0	0	0	0	0	0	0
1290	OLIN CORP/OLIN ORD/ST MARKS OPS	ST MARKS	FL	9410	B	N	25835	5242	20.3	529	2.0	0	0	0	0	0	0	0	0	0
1327	OLIN CORPORATION	MARTON	IL	9408	B	N	28539	14015	49.1	813	2.9	0	0	0	0	0	0	0	0	0
0026	OLIN ORDNANCE, DUNLAP OPERATION	DUNLAP	CA	9408	B	N	18762	7081	37.7	289	1.4	0	0	0	0	0	0	0	0	0
4484	OLYMPIC MILLS CORP.	GUAYNABO	PR	9212	P	N	2757	1222	44.3	1097	39.8	0	0	0	0	0	0	0	0	0
0787	OMAN CORPORATION	MINEAPOLIS	MN	9405	B	N	4677	1165	24.9	41	.9	0	0	0	0	0	0	0	0	0
1691	OPTICAL COATING LABORATORY INC	SANTA ROSA	CA	9405	B	N	3594	1773	49.3	165	4.6	0	0	0	0	0	0	0	0	0
4938	OPTICAL RADIATION CORPORATION	AZUSA	CA	9308	P	N	317	250	78.7	15	4.8	0	0	0	0	0	0	0	0	0
2128	OPTICAL TECH CORP	OSHKOSH	WA	9406	P	N	263580	65482	25.8	18702	7.4	0	0	0	0	0	0	0	0	0
5194	ORION & HINER INC	OSHKOSH	WA	9406	P	N	1481	175	12.3	25	1.8	0	0	0	0	0	0	0	0	0
4241	ORION INDUSTRIES, INC	OSHKOSH	WA	9406	P	N	1481	175	12.3	25	1.8	0	0	0	0	0	0	0	0	0
3239	PACIFIC ELECTRO DYNAMICS/OLIN DE	REDMOND	WA	9401	B	N	8930	4542	50.4	380	4.7	0	0	0	0	0	0	0	0	0
5020	PACIFIC SCIENTIFIC	GOODEVEAR	AZ	9309	B	N	1859	1617	87.0	136	7.3	0	0	0	0	0	0	0	0	0
3823	PACIFIC SCIENTIFIC CO./HTL/KIN-TE	DUARTE	CA	9408	P	N	25228	16907	67.0	386	1.6	0	0	0	0	0	0	0	0	0
2636	PACIFIC SCIENTIFIC/ELECTRO KINET	SANTA BARBARA	CA	9305	B	N	1511	1612	93.7	146	9.1	0	0	0	0	0	0	0	0	0
1078	PACIFIC SCIENTIFIC/ENERGY DYNAMI	CHANDLER	AZ	9406	P	N	6517	5087	77.8	387	5.9	0	0	0	0	0	0	0	0	0
5060	PACKARD-HUGHES AIRCRAFT COMPANY	IRVINE	CA	9408	B	N	17232	12136	70.4	703	4.1	0	0	0	0	0	0	0	0	0

Prepared By: Washington Headquarters Services
Directorate for Information Operations and Reports

Table III-4. Companies Participating in the DoD Subcontracting Program:
 Defense Logistics Agency Detail Listing (continued)

PERIOD COVERED: OCT 1993 - SEP 1994																	
SMALL BUSINESS SUBCONTRACT GOALS					SMALL DISADVANTAGED BUSINESS SUBCONTRACT GOALS												
ACTIVE		COMPLETED THIS FY NET GOALS			COMPLETED THIS FY NOT MET GOAL			ACTIVE		COMPLETED THIS FY NET GOALS			COMPLETED THIS FY NOT MET GOAL				
NO OF CONTRACT CRTIS	GOAL \$ AMT	NO OF CONTRACT CRTIS	GOAL \$ AMT	ACHIEVE \$ AMT	ACHIEVE PCT	NO OF CONTRACT CRTIS	GOAL \$ AMT	ACHIEVE \$ AMT	ACHIEVE PCT	NO OF CONTRACT CRTIS	GOAL \$ AMT	ACHIEVE \$ AMT	ACHIEVE PCT	NO OF CONTRACT CRTIS	GOAL \$ AMT	ACHIEVE \$ AMT	ACHIEVE PCT
1	2288	0	0	0	0	0	0	0	0	0	0	0	0	0	0	0	0
2	1242	0	0	0	0	0	0	0	0	0	0	0	0	0	0	0	0
1	12	0	0	0	0	0	0	0	0	0	0	0	0	0	0	0	0
6	1604	2	325	98 193.2	0.0	0	0	0	0	0	0	0	0	0	0	0	0
5	3634	2	494	465 100.8	0.0	0	0	0	0	0	0	0	0	2	494	0	99.5
5	3793	0	0	0	0	0	0	0	0	0	0	0	0	0	0	0	0
5	30853	0	0	0	0	0	0	0	0	0	0	0	0	0	0	0	0
3	3391	0	0	0	0	0	0	0	0	0	0	0	0	0	0	0	0
30	131612	19	13229	7700 146.1	0.0	0	0	0	0	0	0	0	0	2	725	24	58.7
1	367	0	0	0	0	0	0	0	0	0	0	0	0	0	0	0	0
35	451587	3	908	845 139.1	0.0	1	1122	1662	65.3	3	908	74	583 783.4	1	1122	195	0
7	13014861	0	0	0	0	0	0	0	0	0	0	0	0	0	0	0	0
33	347094	0	0	0	0	0	0	0	0	0	0	0	0	0	0	0	0
8	14205	0	0	0	0	0	0	0	0	0	0	0	0	0	0	0	0
62	541813	1	453	397 288.4	0.0	0	0	0	0	0	0	0	0	0	0	0	0
63	543008	0	0	0	0	0	0	0	0	0	0	0	0	0	0	0	0
4	52754	2	60	33 42.7	0.0	0	0	0	0	0	0	0	0	0	0	0	0
7	10908	0	0	0	0	0	0	0	0	0	0	0	0	0	0	0	0
1	4854	0	0	0	0	0	0	0	0	0	0	0	0	0	0	0	0
1	9	0	0	0	0	0	0	0	0	0	0	0	0	0	0	0	0
0	9215	0	0	0	0	0	0	0	0	0	0	0	0	0	0	0	0
3	7574	0	0	0	0	0	0	0	0	0	0	0	0	0	0	0	0
1	1120	0	0	0	0	0	0	0	0	0	0	0	0	0	0	0	0
4	8330	0	0	0	0	0	0	0	0	0	0	0	0	0	0	0	0
17	81738	0	0	0	0	0	0	0	0	0	0	0	0	0	0	0	0
4	112272	0	0	0	0	0	0	0	0	0	0	0	0	0	0	0	0
1	3859	0	0	0	0	0	0	0	0	0	0	0	0	0	0	0	0
1	10426	0	0	0	0	0	0	0	0	0	0	0	0	0	0	0	0
1	21273	2	1149	161	179 111.2	0.0	0	0	0	0	0	0	0	2	1149	16	19 118.3
7	15282	0	0	0	0	0	0	0	0	0	0	0	0	0	0	0	0
12	4272	0	0	0	0	0	0	0	0	0	0	0	0	0	0	0	0
2	2357	0	0	0	0	0	0	0	0	0	0	0	0	0	0	0	0
1	16000	0	0	0	0	0	0	0	0	0	0	0	0	0	0	0	0
6	274	2	110	63 83 132.4	0.0	0	0	0	0	0	0	0	0	2	110	42	70 165.7
0	0	1	317	170 250 146.8	0.0	0	0	0	0	0	0	0	0	0	0	0	0
7	981718	0	0	0	0	0	0	0	0	0	0	0	0	0	0	0	0
1	238	0	0	0	0	0	0	0	0	0	0	0	0	0	0	0	0
1	990	0	0	0	0	0	0	0	0	0	0	0	0	0	0	0	0
21	15591	0	0	0	0	0	0	0	0	0	0	0	0	0	0	0	0
5	0	0	0	0	0	0	0	0	0	0	0	0	0	0	0	0	0
7	1126	0	0	0	0	0	0	0	0	0	0	0	0	0	0	0	0
7	6865	0	0	0	0	0	0	0	0	0	0	0	0	0	0	0	0
0	0	0	0	0	0	0	0	0	0	0	0	0	0	0	0	0	0

PERIOD COVERED: OCT 1993 - SEP 1994

Table III-4. Companies Participating in the DOD Subcontracting Program.

CODE	COMPANY	CITY	SURV P D Q S	TOTAL \$AMT	CUMULATIVE CURRENT FISCAL YEAR (1994)					CUMULATIVE PREVIOUS FISCAL YEAR (1993)								
					\$AMT	SHALL PCT	DISADV PCT	HBQU/MT PCT	UOB PCT	TOTAL \$AMT	SHALL PCT	DISADV PCT	HBQU/MT PCT	UOB PCT				
3231	PALTSADES INST FOR RESEARCH SVCS	NEW YORK	NY 9404 P N N	115	40	34.8	14	12.5	0	2.9	127	36	28.4	12	9.3	0	6	4.7
1749	PALM AEROPOLYMER CORP	PINEBLISS PARK	FL 9410 P N Y	10205	640	6.3	165	1.6	0	1.6	1236	36	2.9	26	2.1	0	283	3.9
2172	PAP GOVERNMENT SYSTEMS CORP	NEW HARTFORD	NY 9402 B N Y	2245	1605	71.5	30	1.3	0	3.6	7239	5831	80.6	26	6.5	0	283	3.9
4055	PARKER HANNIFIN CORP/ACFT WHEEL	AVON	OH 9405 P Y Y	896	573	64.0	20	6.1	0	3.6	725	339	46.8	47	6.5	0	74	10.2
0801	PARKER HANNIFIN CORP/AEROSPACE	IRVINE	CA 9402 S Y Y	5091	4600	90.4	283	5.6	0	1.1	5835	486	8.3	364	6.2	0	103	1.8
1747	PARKER HANNIFIN CORP/AIR AND SPA	IRVINE	CA 9404 B N N	3951	3418	86.5	258	6.5	0	10.2	8564	7380	86.2	537	6.3	0	306	3.6
4113	PARKER HANNIFIN CORP/AIRBORNE DT	EVANSTON	OH 9406 P N Y	242	167	68.9	17	6.9	0	3.5	285	104	36.2	37	3.9	0	28	2.0
0800	PARKER HANNIFIN CORP/CONTROL SVS	IRVINE	CA 9402 S Y Y	16117	9619	59.7	369	2.3	0	6.0	18676	14284	76.5	340	1.9	0	473	2.5
1748	PARKER HANNIFIN CORP/FUEL PRODUCE	IRVINE	CA 9402 S Y Y	16071	13995	87.1	1025	6.4	0	17.5	16723	13750	82.3	952	5.9	0	512	3.4
0803	PARKER HANNIFIN CORP/GAS TURB FU	ANDOVER	OH 9411 P Y Y	19137	8629	94.4	712	7.8	0	17.5	17457	16636	95.4	2880	16.4	0	510	31.6
2982	PARKER HANNIFIN CORP/HELL ELECTRIC	SATTITUM	NY 9312 B Y Y	5278	3397	64.4	212	4.0	0	2.8	5479	4056	74.1	118	2.2	0	165	3.0
3306	PARKER HANNIFIN CORP/METAL BELLO	PROSPER	CA 9306 E N Y	281	234	83.2	27	9.6	0	1.5	134	117	87.1	6	4.2	0	10	7.8
3306	PARKER HANNIFIN CORP/O-SEAL DIV	CLIVER CITY	CA 9306 E N Y	155	92	59.4	0	0	0	0	219	6	31.1	0	0	0	0	0
4048	PAPER KINETIC DESIGNS, INC.	AUSTIN	TX 9410 P Y Y	155	92	59.4	0	0	0	0	219	6	31.1	0	0	0	0	0
0495	PENCO AERODLEX, INC.	BIRMINGHAM	AL 9410 B Y Y	6312	4781	75.7	1	4	0	0.9	5061	4054	80.2	59	1.2	0	71	1.4
1246	PENCO AERODLEX, INC./DOHAN FACI	DOHAN	AL 9402 P Y Y	0	0	0	0	0	0	0	44	7	15.9	2	3.6	0	0	0
1489	PENCO AERODLEX, INC./HAYES TARGE	LEEDS	AL 9410 B Y Y	367	257	70.1	2	0.5	0	13.7	282	207	73.1	2	2.6	0	41	14.6
2013	PENTASTAR ELECTRONICS, INC.	HUNTSVILLE	AL 9410 B Y Y	16168	9578	59.2	680	4.2	0	2.6	14584	10117	70.1	997	3.9	0	308	2.1
0811	PERRIN-ELMER CORP/APPLIED SCIENC	HOUSTON,	CA 9410 B Y Y	917	709	77.3	22	2.4	0	1.5	1445	1023	70.9	32	3.6	0	21	1.4
5347	PERIBRO ENERGY USA, INC.	HOUSTON,	TX 9410 P N Y	436	260	59.7	232	53.1	0	0	0	0	0	0	0	0	0	0
3295	PHD HEAL INC/ARCO CORPORATION	ALEXANDRIA	VA 9410 P Y Y	21478	6671	31.1	1261	5.9	0	8.2	33623	17028	50.7	4412	13.1	0	446	13.2
0816	PHYSICS INTERNATIONAL	SAN LEANDRO	CA 9408 B Y Y	18426	11785	64.0	505	2.7	0	4.5	9220	5460	59.3	416	4.5	0	14	1.2
5130	PIERCE JOHN B LABORATORY INC	GARDEN GROVE	CA 9409 B Y Y	333	30	9.0	7	2.2	0	0	2748	163	5.9	83	3.0	0	11	1.4
4663	PIKINGTON AEROSPACE INC	PLAZA	OH 9409 B Y Y	1653	215	12.9	59	3.6	0	1.0	5444	2703	49.3	360	6.5	0	11	1.4
0819	PIONEER AEROSPACE CORPORATION	SOUTH WINDSOR	CT 9403 B Y Y	619	414	67.2	31	5.1	0	1.1	7456	1555	20.9	286	3.8	0	94	1.3
4885	PRB SYSTEMS ENGINEERING INC	SAN FRANCISCO	CA 9401 B N N	842	842	100.0	24	2.8	0	0	10638	2746	25.9	32	0.3	0	0	0
4067	PRHEMUS, INC	COLCHESTER	VT 9405 B N N	1895	1451	76.6	6	0.3	0	1.0	2748	608	22.1	3	0.1	0	0	0
2913	POLYMER CONVERSION, INC	ELMWOOD PARK	NJ 9103 P N Y	3142	2158	47.3	107	3.4	0	2.0	5444	2703	49.3	360	6.5	0	11	1.4
2117	POLYMER INDUSTRIES, INC.	HUNTSVILLE	AL 9410 B Y Y	5841	2761	47.3	107	3.4	0	2.0	5444	2703	49.3	360	6.5	0	11	1.4
5011	PRAXAIR INC	DANBURY	CT 9310 B N N	5701	2363	41.5	188	3.5	0	1.8	6427	2472	38.5	77	1.2	0	84	2.3
1328	PRC DATA SERVICES COMPANY	MCLEAN	VA 9410 P N Y	221441	68434	30.9	8380	3.8	0	1.7	187486	58779	31.4	5971	3.2	0	1715	9
4376	PRC INC	MCLEAN	VA 9410 P N Y	1711	10027	57.9	1949	11.3	0	1.0	1711	0	0	0	0	0	0	0
3576	PRC INC	MCLEAN	VA 9410 P N Y	44286	17027	38.4	2157	4.9	0	1.7	25464	0	0	0	0	0	245	1.0
3511	PRICE BROTHERS COMPANY/GOV'T SVS	PLAISTOW	OH 9101 B Y Y	0	0	0	0	0	0	0	0	0	0	0	0	0	0	0
4537	PROGRESS ENGINEERING INC	PLAISTOW	OH 9101 B Y Y	0	0	0	0	0	0	0	721	27	3.8	1	0.2	0	0	0
3973	PROPPER INTERNATIONAL, INC.	HAYAGUEZ	PR 9310 P Y N	10186	9425	92.5	160	1.6	0	0	4458	3995	89.7	112	2.5	0	0	0
1847	PTI TECHNOLOGIES INC.	NEUBURYPARK	CA 9409 P Y Y	14151	12159	85.9	679	4.6	0	0	13970	12104	86.7	809	5.8	0	895	6.3
3311	PUERTO RICO MARINE MANAGEMENT,	ELIENSON	NJ 9009 P Y Y	711	418	58.8	45	6.3	0	5.9	212	212	65.2	49	10.0	0	10	2.8
1061	PURE INDUSTRIES INC/TRIBON DIV	TULSA	OH 9401 P Y Y	208	137	65.5	41	19.5	0	3.6	286	144	50.6	51	20.7	0	12	2.8
3782	PURULATOR PRODUCTS, INC.	TULSA	OK 9401 P N N	350	142	40.5	17	4.9	0	3.6	353	144	40.8	17	4.9	0	7	0
3705	PURULATOR PRODUCTS/FACET FILTER	GREENSBORO	NC 9410 P Y Y	96	67	70.0	8	8.0	0	5.0	143	100	70.0	18	12.5	0	16	4.6
3270	QUEST SYSTEMS INC	VERGINIA BEACH	VA 9407 P N Y	7966	2714	34.0	392	4.9	0	0.9	7107	2272	32.0	161	12.5	0	56	5.0
3270	QUEST SYSTEMS INC	VERGINIA BEACH	VA 9410 P N Y	7212	70	25.9	17	6.1	0	0	351	193	55.0	18	5.0	0	5	0.8
5048	QUESTECH, INC./ENGINEERING RESOU	FALLS CHURCH	VA 9410 P N Y	10662	10662	41.5	582	2.3	0	1.2	17556	7063	40.3	157	9.9	0	280	1.9
2809	RACAL COMMUNICATIONS INC	ROCKVILLE	MD 9410 P N N	19570	10018	51.2	843	4.3	0	1.0	15816	6331	40.1	611	3.9	0	0	1.9

Prepared By: Washington Headquarters Services
Directorate for Information Operations and Reports

Table III-4. Companies Participating in the DoD Subcontracting Program.

PERIOD COVERED: OCT 1993 - SEP 1994											
SMALL BUSINESS SUBCONTRACT GOALS						SMALL DISADVANTAGED BUSINESS SUBCONTRACT GOALS					
COMPLETED THIS FY MET GOALS			COMPLETED THIS FY NOT MET GOAL			COMPLETED THIS FY MET GOALS			COMPLETED THIS FY NOT MET GOAL		
NO. OF CONTRACT CTRTS	CONTRACT \$ AMT	GOAL \$ AMT	NO. OF CONTRACT CTRTS	CONTRACT \$ AMT	GOAL \$ AMT	NO. OF CONTRACT CTRTS	CONTRACT \$ AMT	GOAL \$ AMT	NO. OF CONTRACT CTRTS	CONTRACT \$ AMT	GOAL \$ AMT
ACTIVE			COMPLETED THIS FY NOT MET GOAL			ACTIVE			COMPLETED THIS FY MET GOALS		
NO. OF CONTRACT CTRTS	CONTRACT \$ AMT	GOAL \$ AMT	NO. OF CONTRACT CTRTS	CONTRACT \$ AMT	GOAL \$ AMT	NO. OF CONTRACT CTRTS	CONTRACT \$ AMT	GOAL \$ AMT	NO. OF CONTRACT CTRTS	CONTRACT \$ AMT	GOAL \$ AMT
ACHIEVE PCT			ACHIEVE PCT			ACHIEVE PCT			ACHIEVE PCT		
NO. OF CONTRACT CTRTS	CONTRACT \$ AMT	GOAL \$ AMT	NO. OF CONTRACT CTRTS	CONTRACT \$ AMT	GOAL \$ AMT	NO. OF CONTRACT CTRTS	CONTRACT \$ AMT	GOAL \$ AMT	NO. OF CONTRACT CTRTS	CONTRACT \$ AMT	GOAL \$ AMT
1	74	59	0	0	0	0	0	0	0	0	0
3	1575	1356	0	0	0	0	0	0	0	0	0
3	6914	1471	0	0	0	0	0	0	0	0	0
3	1858	802	0	0	0	0	0	0	0	0	0
22	3907	5175	0	0	0	0	0	0	0	0	0
27	1757	10237	0	0	0	0	0	0	0	0	0
2	392	180	0	0	0	0	0	0	0	0	0
2	1432	180	0	0	0	0	0	0	0	0	0
2	44204	979	0	0	0	0	0	0	0	0	0
31	9280	12049	0	0	0	0	0	0	0	0	0
19	5046	2528	4	521	181	0	0	0	1	236	1
2	531	451	0	0	0	0	0	0	0	0	0
3	356	288	0	0	0	0	0	0	0	0	0
3	992	434	0	0	0	0	0	0	0	0	0
5	20799	2386	0	0	0	0	0	0	0	0	0
2	1685	1134	0	0	0	0	0	0	0	0	0
2	370	1224	0	0	0	0	0	0	0	0	0
20	14959	1867	0	0	0	0	0	0	0	0	0
2	238	884	0	0	0	0	0	0	0	0	0
16	32005	135313	0	0	0	0	0	0	0	0	0
8	23958	12083	0	0	0	0	0	0	0	0	0
1	1861	38	0	0	0	0	0	0	0	0	0
1	4018	140	0	0	0	0	0	0	0	0	0
3	10750	8560	0	0	0	0	0	0	0	0	0
1	11480	4745	0	0	0	0	0	0	0	0	0
1	371	81	0	0	0	0	0	0	0	0	0
5	4205	4836	0	0	0	0	0	0	0	0	0
9	917	1248	0	0	0	0	0	0	0	0	0
32	575547	246420	2	2728	101	0	0	0	0	0	0
24	37786	47727	0	0	0	0	0	0	0	0	0
52	316128	255215	0	0	0	0	0	0	0	0	0
1	2919	2247	0	0	0	0	0	0	0	0	0
7	12235	1906	0	0	0	0	0	0	0	0	0
2	702	865	0	0	0	0	0	0	0	0	0
1	411	82	0	0	0	0	0	0	0	0	0
1	116	41	0	0	0	0	0	0	0	0	0
1	949	145	0	0	0	0	0	0	0	0	0
1	360	244	0	0	0	0	0	0	0	0	0
7	1501	841	0	0	0	0	0	0	0	0	0
2	888	615	0	0	0	0	0	0	0	0	0
20	39260	33031	1	2490	1101	0	0	0	1	15	0
2	20869	7924	1	580	148	0	0	0	1	580	16

PERIOD COVERED: OCT 1993 - SEP 1994

Table III - 4. Companies Participating in the DoD Subcontracting Program.

CODE	COMPANY	CITY	ST	DATE	TERM	TOTAL \$AMT	CUMULATIVE CURRENT FISCAL YEAR (1994)				CUMULATIVE PREVIOUS FISCAL YEAR (1993)							
							\$AMT	SMALL	PCT	DISADV	\$AMT	SMALL	PCT	DISADV				
2821	ADIAN CORPORATION	AUSTIN	TX	9410	P Y Y	11487	5972	52.0	1568	13.7	0	0	0	0	0	0	0	0
0880	PAJON H. PARSONS COMPANY	PASADENA	CA	9409	P Y Y	1245	845	67.7	608	8.0	0	0	0	0	0	0	0	0
2043	RAND CORPORATION THE	SANTA MONICA	CA	9406	P N N	7625	5410	71.0	751	11.1	0	0	0	0	0	0	0	0
3524	RANTEC MICROVAPE & ELECT/P-H	CALABASAS	CA	9301	B Y Y	6793	5767	84.9	277	10.8	0	0	0	0	0	0	0	0
4463	RANTEC MICROVAPE & ELECT/P-SY	CALABASAS	CA	9301	B Y Y	2575	1956	76.0	0	0	0	0	0	0	0	0	0	0
3385	RANTEC MICROVAPE & ELECT/S/AMECHO	CALABASAS	CA	9301	P Y Y	570	437	76.5	5	.8	0	0	0	0	0	0	0	0
0884	RANER INDUSTRIES INC	STOUB FALLS	SD	MONE	P Y Y	64	26	40.9	348	16.6	0	0	0	0	0	0	0	0
0884	RANER INDUSTRIES INC	STOUB FALLS	SD	9409	P N N	2094	1691	80.8	4	.4	0	0	0	0	0	0	0	0
2393	RAYMOND ELECTRONICS INC.	STOCKTON	CA	9403	P N N	1230	9291	75.4	439	3.6	0	0	0	0	0	0	0	0
0319	RAYOVAC CORPORATION	MAIDSON	WI	9312	P N N	2849	2412	84.7	30	1.1	0	0	0	0	0	0	0	0
2052	RAYTHEON COMPANY/ELECTROMAGNETIC	GARLETTA	CA	9409	B N N	68798	45295	65.8	2301	3.3	0	0	0	0	0	0	0	0
2089	RAYTHEON COMPANY/EQUIPMENT DIVIS	MARLBOROUGH	MA	9407	B N N	352312	236579	67.2	14364	4.1	89	0	0	0	0	0	0	0
0837	RAYTHEON COMPANY/MISSILE SYS DIV	ANDOVER	MA	9406	P N N	472149	262731	55.6	30094	6.4	0	0	0	0	0	0	0	0
2137	RAYTHEON COMPANY/RESEARCH DIVIS1	LEXINGTON	MA	9403	P Y Y	7841	5838	74.5	853	10.9	13	0	0	0	0	0	0	0
3130	RAYTHEON MARINE CO.	HUDSON	NH	9407	P N N	13050	11933	91.4	245	1.9	0	0	0	0	0	0	0	0
0839	RAYTHEON SERVICE CO	BURLINGTON	CA	9307	P Y Y	33684	22518	66.9	1158	3.4	0	0	0	0	0	0	0	0
0842	RECON/OPTICAL INC	BARRINGTON	IL	9404	B Y Y	3275	1141	34.8	152	4.6	0	0	0	0	0	0	0	0
0833	RECON/OPTICAL, INC/PACIFIC OPTIC	ORANGE	CA	9404	B Y Y	2556	585	22.9	134	5.3	0	0	0	0	0	0	0	0
0844	REFLECTAL, INC.	SHERMAN	FL	9407	P N N	128	102	80.0	2	1.6	0	0	0	0	0	0	0	0
3810	REFLECTION, INC.	LAMPA	FL	9410	B N N	1838	1428	77.7	101	5.5	0	0	0	0	0	0	0	0
2202	RESEARCH TRIANGLE INSTITUTE	RESCH TRIANG PK	NC	9410	P Y Y	2396	1632	71.1	44	1.9	0	0	0	0	0	0	0	0
3686	RESOURCE CONSULTANTS, INC.	VIENNA	VA	9408	B Y Y	2398	12476	51.4	537	2.3	0	0	0	0	0	0	0	0
0885	RIVERSIDE RESEARCH INSTITUTE	NEW YORK	NY	9409	B N N	2190	816	37.3	13	1.5	0	0	0	0	0	0	0	0
3699	RO SEARCH, INC.	WAYNESVILLE	NC	9410	P N N	862	292	33.9	14	1.5	0	0	0	0	0	0	0	0
2130	ROCKET RESEARCH COMPANY/OLIN DEF	REDMOND	WA	9208	P Y Y	2652	1306	49.3	0	0	0	0	0	0	0	0	0	0
1534	ROCKWELL INTL CORP/CMD AND CTRL	RICHARDSON	TX	9410	B Y Y	84674	36769	43.4	2162	2.6	0	0	0	0	0	0	0	0
3174	ROCKWELL INTL CORP/DEFENSE ELECT	ANNARHEIM	CA	9405	P Y Y	99608	40220	40.4	5759	5.8	0	0	0	0	0	0	0	0
4686	ROCKWELL INTL CORP/MICRO-ELECTRO	NEWBURY PARK	CA	9308	P Y Y	2648	648	24.5	4057	5.3	0	0	0	0	0	0	0	0
3587	ROCKWELL INTL CORP/NO AMERICAN	LOS ANGELES	CA	9408	B N N	59539	27901	36.5	498	0.7	0	0	0	0	0	0	0	0
0880	ROCKWELL INTL CORP/ROCKETDYNE DI	CANOGA PARK	CA	9409	B N N	95818	35683	59.9	15180	25.5	0	0	0	0	0	0	0	0
3172	ROCKWELL INTL CORP/ROCKWELL POSE	ALBUQUERQUE	NM	9404	P N Y	4271	3007	70.4	1353	31.7	937	21.9	0	0	0	0	0	0
1676	ROCKWELL INTL CORP/SCIENCE CENTE	THOUSAND OAKS	CA	9310	P Y Y	2656	1292	48.3	238	9.0	0	0	0	0	0	0	0	0
0862	ROCKWELL INTL CORP/SPACE SYSTEMS	DOUNNEY	CA	9409	P N N	15389	1592	10.3	1082	7.0	0	0	0	0	0	0	0	0
1401	ROCKWELL INTL CORP/TACTICAL SYST	DULUTH	GA	9410	P Y Y	54378	15688	28.7	13220	23.7	0	0	0	0	0	0	0	0
1588	ROCKWELL INTNL CORP/COLLINS AVNT	CEDAR RAPIDS	IA	9312	B N Y	106256	62292	58.6	7495	7.1	0	0	0	0	0	0	0	0
0865	ROHR INC.	CHULA VISTA	CA	9311	B Y Y	9418	4029	42.8	651	6.9	0	0	0	0	0	0	0	0
3645	ROHE RESEARCH CORPORATION	NEW HARTFORD	NY	9406	P N N	1898	1135	59.8	146	7.7	0	0	0	0	0	0	0	0
0869	ROSEFOUNT INC	BURNSVILLE	MN	9309	B Y Y	10882	6327	58.1	482	4.4	0	0	0	0	0	0	0	0
4488	ROTEK INC/CORPORATED	AUBURN	OH	9407	P Y Y	399	108	26.7	10	2.6	0	0	0	0	0	0	0	0
1387	ROYAL LIBRARIANS COMPANY INC	PASADENA	NC	8912	P Y Y	3025	946	31.3	68	2.2	0	0	0	0	0	0	0	0
5280	RUST ENVIRONMENT & INFRASTRUCTURE	GREENVILLE,	SC	9410	P Y Y	1691	422	25.0	0	0	0	0	0	0	0	0	0	0
0892	SACO DEFENSE INC. A SUB OF CHAB	SAGE	NE	9310	B N N	871	828	95.2	92	1.0	0	0	0	0	0	0	0	0
4657	SAFEMAY PRODUCTS INC	MIDDLEBURY	VT	9312	B N N	1051	905	86.9	131	12.4	0	0	0	0	0	0	0	0
0874	SAFT AMERICA INC.	VALDOSTA	GA	9410	P N N	1051	905	86.9	19	1.1	0	0	0	0	0	0	0	0
2780	SAFT AMERICA INC.	COCKEYSVILLE	MD	9410	P Y Y	1756	1209	68.8	0	0	0	0	0	0	0	0	0	0

Prepared By: Washington Headquarters Services
Directorate for Information Operations and Reports

Table III - 4. Companies Participating in the DoD Subcontracting Program:
 Defense Logistics Agency Detail Listing (continued)

PERIOD COVERED: OCT 1993 - SEP 1994

SMALL BUSINESS SUBCONTRACT GOALS

SMALL DISADVANTAGED BUSINESS SUBCONTRACT GOALS

COMPLETED THIS FY NET GOAL

COMPLETED THIS FY MET GOALS

COMPLETED THIS FY NOT MET GOAL

ACTIVE

ACTIVE

ACTIVE

ACTIVE

ACTIVE

ACTIVE

ACTIVE

ACTIVE

ACTIVE

ACTIVE

ACTIVE

ACTIVE

ACTIVE

ACTIVE

ACTIVE

ACTIVE

ACTIVE

ACTIVE

ACTIVE

ACTIVE

ACTIVE

ACTIVE

ACTIVE

ACTIVE

ACTIVE

ACTIVE

ACTIVE

ACTIVE

Prepared By: Washington Headquarters Services
 Directorate for Information
 Operations and Reports

PERIOD COVERED: OCT 1993 - SEP 1994

Table III-4. Companies Participating in the DOD Subcontracting Program.

CODE	COMPANY	CITY	ST	SURV	P	Q	K	E	D	S	Defense Logistics Agency Detail Listing (continued)																					
											TOTAL	CUMULATIVE		CURRENT	FISCAL	YEAR	(1994)	HBU/HT	PCT	WOB	PCT	TOTAL	CUMULATIVE		PREVIOUS	FISCAL	YEAR	(1993)	HBU/HT	PCT	WOB	PCT
												\$AMT	\$AMT										PCT	\$AMT								
3878	SAFT AMERICA INC./LITHIUM BATTER	VALDESE	NC	9410	P	N	N	Y	Y	Y	3987	2169	54.4	299	7.5	0	0	0	0	0	24	6	7389	3068	41.6	1117	15.1	0	0	388	5.2	
1890	SARGENT CONTROLS A DOVER DIVERS	TUCSON	AZ	9404	B	Y	Y	Y	Y	7827	510	6.5	486	6.5	0	0	0	0	0	112	1.5	6564	6118	93.3	591	9.0	0	0	23	1.4		
5340	SARGENT TECHNOLOGIES	HAUPPAUGE	NY	9404	P	N	Y	Y	Y	888	890	98.9	0	0	0	0	0	0	0	0	0	0	0	0	0	0	0	0	0	0	0	0
3500	SATELLITE TRANSMISSION SYSTEMS,	CHELMSFORD	MA	9308	B	N	Y	Y	Y	7368	3952	53.6	84	1.1	0	0	0	0	0	3	0.0	0	4498	0	61.5	58	0.8	0	0	3	0	
3819	SCHAFER, W. J. ASSOCIATES, INC.	CHELMSFORD	MA	9408	B	N	Y	Y	Y	3423	1743	50.9	40	1.2	0	0	0	0	0	88	2.6	4786	1551	32.5	30	0.6	0	0	110	2.3		
4399	SCHEDULED AIRLINES TRAFFIC OFFIC	ARLINGTON	VA	9410	P	N	Y	Y	Y	19314	18601	96.3	17982	93.0	0	0	0	0	0	13693	70.9	14934	12979	87.0	7298	48.9	0	0	4919	32.9		
1854	SCHWITZER U. S. INC.	ASHVILLE	NC	9410	P	N	Y	Y	Y	143	90	63.3	*	0	0	0	0	0	0	0	0	161	12979	49.8	915	1.1	0	0	1866	2.0		
0876	SCI SYSTEMS INC.	HOUSTON	TX	9410	B	N	Y	Y	Y	82091	33311	40.6	1767	2.2	0	0	0	0	0	1001	1.2	80413	39571	49.3	915	1.1	0	0	1866	2.0		
0898	SCIENCE APPLICATIONS INTL CORP	SAN DIEGO	CA	9311	P	N	N	Y	Y	165107	86160	52.2	14303	8.7	50	0	0	0	0	3786	2.3	141205	66180	46.9	10583	7.5	0	0	1825	1.3		
2152	SCIENTIFIC-ATLANTA INC/ELECTRONI	ATLANTA	GA	9407	B	Y	Y	Y	Y	3655	2108	57.6	139	3.8	0	0	0	0	0	46	1.2	5708	3014	52.8	290	5.1	0	0	22	0.4		
2132	SCIENTIFIC-ATLANTA INC/SIGNAL PR	SAN DIEGO	CA	9405	P	Y	Y	Y	Y	22615	15089	63.9	2047	8.7	0	0	0	0	0	258	1.1	27233	14461	53.2	2563	9.4	0	0	409	1.5		
4105	SCITTEC INC	PERTONEN	CA	9405	P	Y	Y	Y	Y	1288	470	36.5	23	1.8	0	0	0	0	0	6	0.2	1501	586	39.1	27	2.5	0	0	139	9.3		
4586	SCORPION FAIRCHILD AEROSPACE	INDUSTRY	CA	8709	P	N	Y	Y	Y	15924	14087	79.1	1914	12.2	0	0	0	0	0	402	3.2	107	91	85.5	0	0	0	14	13.5			
5178	SCORPION FAIRCHILD AEROSPACE	OAK RIDGE	TN	9407	S	N	Y	Y	Y	15924	14087	79.1	1914	12.2	0	0	0	0	0	402	3.2	107	91	85.5	0	0	0	14	13.5			
3179	SECTOR, INC.	HOUST LAUREL	NJ	9311	P	N	Y	Y	Y	31376	7636	24.3	343	1.1	0	0	0	0	0	14	0.4	13580	3383	25.0	121	0.9	0	0	10	0.1		
4118	SENIOR FLEXONICS	BAPTLETT	IL	9401	P	N	Y	Y	Y	1966	1165	59.2	179	9.1	0	0	0	0	60	3.1	1817	287	15.9	108	6.0	0	0	44	2.4			
1407	SERV-AIR INC.	GREENVILLE	TX	9410	P	N	Y	Y	Y	157194	80277	51.1	5636	3.6	0	0	0	0	0	1503	1.0	13235	62719	47.4	5719	4.3	0	0	3052	2.3		
5436	SET ENVIRONMENTAL INC	WHEELING	VA	NONE	P	N	Y	Y	Y	85	30	14.0	18	8.5	0	0	0	0	0	0	0	99	92	93.3	0	0	0	0	0	0	0	
4818	SHANNON & WILSON INC	HOUSTON	TX	9410	P	Y	Y	Y	Y	1080	402	37.3	346	32.0	0	0	0	0	0	0	0	1543	926	60.1	790	51.2	0	0	0	0	0	
0908	SHELL OIL COMPANY	HOUSTON	TX	9410	P	Y	Y	Y	Y	1080	402	37.3	346	32.0	0	0	0	0	0	0	0	0	1543	926	60.1	790	51.2	0	0	0	0	0
5073	SHERWIN WILLIAMS/SPAXTON PRODUCT	ROGERSDR HTS	OH	9404	P	N	Y	Y	Y	534	518	97.1	19	3.6	0	0	0	0	0	12	2.3	0	0	0	0	0	0	0	0	0	0	0
4473	SIBERIAN ELECTRONICS DIV.	BRIDGEMONT	UV	9403	P	N	Y	Y	Y	360	77	21.3	0	0	0	0	0	0	0	0	0	0	0	0	0	0	0	0	0	0	0	0
0782	SIEMENS ELECTRONICS INC.	EXETER	SC	9407	P	Y	Y	Y	Y	489	196	40.2	56	12.2	0	0	0	0	0	0	0	0	1034	604	58.5	15	0.0	0	0	0	0	0
4485	SIEMENS ELECTRONICS INC.	EXETER	NH	9407	P	N	Y	Y	Y	489	196	40.2	56	12.2	0	0	0	0	0	0	0	0	1034	604	58.5	15	0.0	0	0	0	0	0
0915	SIMPLEX TECHNOLOGIES INC	NEWINGTON	NH	9407	P	N	Y	Y	Y	19981	5288	26.5	12	0.6	0	0	0	0	0	84	0.4	13601	2841	20.9	15	0.1	0	0	57	0.4		
0253	SMITHS INDS AERO & DEF SYST INC.	FLOPPAN PARK	NJ	9203	P	N	Y	Y	Y	10970	6589	60.1	559	5.1	0	0	0	0	0	29	0.3	10497	5474	52.2	207	2.0	0	0	39	0.4		
0926	SMITHS INDS AERO & DEF SYST/CLEA	CLEARWATER	FL	9410	B	Y	Y	Y	Y	19641	6223	31.7	236	1.5	0	0	0	0	0	138	1.2	11512	4108	35.7	250	2.2	0	0	129	1.1		
0930	SMITHS INDUSTRIES AEROSPACE	GRAND RAPIDS	MI	9403	B	Y	Y	Y	Y	16709	7819	46.8	885	5.3	0	0	0	0	0	290	1.6	11301	4500	39.9	929	8.3	0	0	284	1.7		
0930	SO-PAC-CO, INC.	WALTHAM	MA	9405	P	Y	Y	Y	Y	2452	1627	66.3	117	4.8	0	0	0	0	0	0	0	22301	15902	71.2	123	0.5	0	0	113	1.0		
3324	SOFTECH, INC.	WALTHAM	MA	9405	P	Y	Y	Y	Y	4189	1145	27.3	3	0.1	0	0	0	0	0	75	1.8	6135	1549	25.2	14	0.2	0	0	113	1.0		
4691	SOFTWARE TECHNOLOGY INC	MELBOURNE	FL	9410	B	Y	Y	Y	Y	1419	1021	71.9	36	2.5	0	0	0	0	0	10	0.7	1952	1711	87.7	69	3.5	0	0	17	0.8		
3629	SORELUS ELECTRONICS INC	WATERFORD	CT	9310	P	Y	Y	Y	Y	977	406	41.6	50	5.1	0	0	0	0	0	16	1.0	1373	751	54.8	51	3.7	0	0	3	0.2		
0931	SOUTHERN RESEARCH TECHNOLOGIES	BIRMINGHAM	AL	9410	B	Y	Y	Y	Y	151	134	89.2	77	5.0	0	0	0	0	0	16	1.4	375	331	88.3	91	24.3	0	0	3	1.1		
3750	SOUTHERN RESEARCH TECHNOLOGIES,	BIRMINGHAM	AL	9407	P	Y	Y	Y	Y	409	212	66.4	*	0	0	0	0	0	0	6	2.9	66	18	27.2	1	0.2	0	0	6	1.7		
5183	SOUTHWEST AEROSPACE CORP	TUSTIN	CA	9408	P	N	Y	Y	Y	1470	1065	72.5	94	6.4	0	0	0	0	0	0	0	0	0	0	0	0	0	0	0	0	0	0
2070	SOUTHWEST MOBILE SYSTEMS CORP	SAINTE LOUIS	MO	9309	P	N	Y	Y	Y	71139	23116	32.5	2442	3.4	0	0	0	0	0	366	0.5	22785	7734	34.0	841	3.7	0	0	9	0.3		
3010	SOUTHWEST PETRO-CHEM INC	OLAHIE	KS	9312	P	Y	Y	Y	Y	483	52	10.8	6	1.3	0	0	0	0	0	0	0	0	0	0	0	0	0	0	0	0	0	0
0932	SOUTHWEST RESEARCH INSTITUTE	SAN ANTONIO	TX	9410	B	N	Y	Y	Y	15286	12849	84.0	161	1.1	0	0	0	0	0	240	1.0	12394	9537	78.2	95	0.8	0	0	9	0.0		
1849	SPACE VECTOR CORP	CHATSWORTH	CA	9307	P	Y	Y	Y	Y	1222	1027	84.0	53	4.4	0	0	0	0	0	40	3.8	3584	2193	61.6	185	5.2	0	0	93	2.6		
0934	SPACE/A DIV OF TIC UNITED CORPO	LARGANA BEACH	TX	9410	P	Y	Y	Y	Y	166	122	73.5	8	0.6	0	0	0	0	0	1	0.8	403	347	86.1	63	15.6	0	0	13	3.3		
4834	SPARTA INC	GARLAND	CA	9411	B	N	Y	Y	Y	8337	4793	57.5	687	8.2	0	0	0	0	0	64	0.8	916	115	12.6	6	0.6	0	0	1	0.1		
0932	SPARKIN CORPORATION/DEFENSE ELEC	JACKSON SPRINGS	FL	9209	P	Y	Y	Y	Y	616	532	86.5	7	1.2	0	0	0	0	0	0	0	0	0	0	0	0	0	0	0	0	0	0
4832	SPARKIN ELECTRONICS FLORIDA INC.	JACKSON SPRINGS	FL	9410	P	Y	Y	Y	Y	4610	3973	86.5	19	1.4	0	0	0	0	0	0	0	0	0	0	0	0	0	0	0	0	0	0
1192	SPECO CORPORATION	SPRINGFIELD	OH	9401	B	Y	Y	Y	Y	2257	1416	62.7	52	2.3	0	0	0	0	0	8	0.3	1943	11									

Table III-4. Companies Participating in the DoD Subcontracting Program: PERIOD COVERED: OCT 1993 - SEP 1994

SMALL BUSINESS SUBCONTRACT GOALS				SMALL DISADVANTAGED BUSINESS SUBCONTRACT GOALS			
ACTIVE		COMPLETED THIS FY NET GOALS		COMPLETED THIS FY NET GOALS		COMPLETED THIS FY NET GOALS	
NO OF CONTRACT CTRTS	GOAL \$ AMT	NO OF CONTRACT CTRTS	GOAL \$ AMT	NO OF CONTRACT CTRTS	GOAL \$ AMT	NO OF CONTRACT CTRTS	GOAL \$ AMT
4	2575	0	0	0	0	0	0
2	5383	0	0	0	0	0	0
0	0	0	0	0	0	0	0
0	661	0	0	0	0	0	0
1	19072	0	0	0	0	0	0
10	11561	0	0	0	0	0	0
59	8021	1	112	1	109	1	109
1	3502	0	0	0	0	0	0
1	1952	0	0	0	0	0	0
5	1389	5	3374	1392	3065	220.1	0
5	3754	0	0	0	0	0	0
4	532	0	0	0	0	0	0
5	350	0	0	0	0	0	0
0	0	0	0	0	0	0	0
0	0	0	0	0	0	0	0
3	10830	0	0	0	0	0	0
1	1006	0	0	0	0	0	0
1	707	0	0	0	0	0	0
10	2582	0	0	0	0	0	0
5	13738	0	0	0	0	0	0
2	1975	0	0	0	0	0	0
2	207464	0	0	0	0	0	0
4	1621	0	0	0	0	0	0
3	991	1	383	0	0	0	0
1	634	0	0	0	0	0	0
2	167	0	0	0	0	0	0
3	8999	0	0	0	0	0	0
58	25283	4	2712	791	1430	180.7	0
5	1563	0	0	0	0	0	0
6	720	0	0	0	0	0	0
4	4354	0	0	0	0	0	0
19	20564	1	796	278	796	286.4	0
37	64936	1	12	3	7	283.5	0
4	4136	0	0	0	0	0	0
7	2511	0	0	0	0	0	0
3	573	1	79	20	52	285.7	0
28	15903	0	0	0	0	0	0
1	15313	0	0	0	0	0	0
6	53394	0	0	0	0	0	0
1	825	0	0	0	0	0	0
7	3428	0	0	0	0	0	0
7	28192	0	0	0	0	0	0
1	61	0	0	0	0	0	0
6	79453	0	0	0	0	0	0
7	2964	0	0	0	0	0	0
22	10726	0	0	0	0	0	0

Prepared By: Washington Headquarters Services
Directorate for Information Operations and Reports

Table III-4. Companies Participating in the DoD Subcontracting Program: Defense Logistics Agency Detail Listing (continued)

PERIOD COVERED: OCT 1993 - SEP 1994										
SMALL DISADVANTAGED BUSINESS SUBCONTRACT GOALS										
ACTIVE					COMPLETED THIS FY NET GOALS					COMPLETED THIS FY NOT MET GOAL
NO OF CTRTS	CONTRACT \$ AMT	GOAL \$ AMT	ACHIEVE \$ AMT	PCT	NO OF CTRTS	CONTRACT \$ AMT	GOAL \$ AMT	ACHIEVE \$ AMT	PCT	NO OF CTRTS
NO OF CTRTS	CONTRACT \$ AMT	GOAL \$ AMT	ACHIEVE \$ AMT	PCT	NO OF CTRTS	CONTRACT \$ AMT	GOAL \$ AMT	ACHIEVE \$ AMT	PCT	NO OF CTRTS
NO OF CTRTS	CONTRACT \$ AMT	GOAL \$ AMT	ACHIEVE \$ AMT	PCT	NO OF CTRTS	CONTRACT \$ AMT	GOAL \$ AMT	ACHIEVE \$ AMT	PCT	NO OF CTRTS
5	4492	2304	1201	323.1	1	1405	372	1201	323.1	1
5	1813	1046	0	0.0	0	0	0	0	0.0	0
8	57807	9724	758	194.9	2	1002	389	758	194.9	2
3	3454	1403	0	0.0	1	1684	2528	0	0.0	1
19	3226	20029	0	0.0	0	0	0	0	0.0	0
4	4299	2981	220	123.3	1	281	179	220	123.3	1
4	1384	1188	801	239.7	2	647	334	801	239.7	2
1	458	476	0	0.0	0	0	0	0	0.0	0
1	147569	38000	0	0.0	0	0	0	0	0.0	0
27	186905	70992	563	124.7	5	848	452	563	124.7	5
1	321	283	0	0.0	0	0	0	0	0.0	0
74	127952	85450	1383	172.4	4	1596	803	1383	172.4	4
9	31075	8783	0	0.0	0	0	0	0	0.0	0
2	2327	2787	0	0.0	0	0	0	0	0.0	0
2	0	0	0	0.0	1	108	24	0	0.0	1
1	108	24	0	0.0	0	0	0	0	0.0	0
6	16833	5525	0	0.0	0	0	0	0	0.0	0
26	6848	3205	133	84.0	2	293	158	133	84.0	2
3	16866	3153	0	0.0	0	0	0	0	0.0	0
1	22400	16000	0	0.0	0	0	0	0	0.0	0
2	15647	3271	0	0.0	0	0	0	0	0.0	0
3	12443	6187	0	0.0	0	0	0	0	0.0	0
2	341	491	0	0.0	0	0	0	0	0.0	0
2	1862	475	183	97.3	1	188	188	183	97.3	1
9	3705	11253	4228	72.2	1	17253	5854	4228	72.2	1
136	1138878	329853	1986	31.1	12	7084	6384	1986	31.1	12
3	234245	87602	788	75.8	1	4097	1040	788	75.8	1
2	4841	1438	0	0.0	0	0	0	0	0.0	0
49	1043648	461054	0	0.0	0	0	0	0	0.0	0
9	8576	7723	132	16.9	2	53	132	132	16.9	2
10	8490	5316	151	46.3	2	161	327	151	46.3	2
1	663	908	0	0.0	0	0	0	0	0.0	0
21	240651	269346	34897	116.3	0	0	0	0	0.0	0
22	35577	11679	1420	95.7	3	2515	1483	1420	95.7	3
7	19577	13741	0	0.0	0	0	0	0	0.0	0
1	7257	4897	0	0.0	1	12984	5064	0	0.0	1
6	73072	13012	0	0.0	0	0	0	0	0.0	0
42	81309	26005	697	91.6	4	871	761	697	91.6	4
4	20810	1041	0	0.0	0	0	0	0	0.0	0
1	266	29	0	0.0	0	0	0	0	0.0	0
1	46	16	1085	73.3	0	0	0	1085	73.3	0
6	19943	10592	1481	14.0	1	1376	1481	1481	14.0	1
1	1330	1851	0	0.0	1	1330	0	0	0.0	1

PERIOD COVERED: OCT 1993 - SEP 1994

Table III-4. Companies Participating in the DoD Subcontracting Program:

CODE	COMPANY	CITY	ST	DATE	Y	M	D	TOTAL \$AMT	CUMULATIVE CURRENT FISCAL YEAR (1994)			CUMULATIVE PREVIOUS FISCAL YEAR (1993)				
									\$AMT	PCT	DISADV PCT	\$AMT	PCT	DISADV PCT		
1689	TRACOR AEROSPACE/CAROLINA	LILLINGTON	NC	9410	P	Y	N	1025	784	76.4	15	1.5	0	0	0	
1094	TRACOR APPLIED SCIENCES, INC.	AUSTIN	TX	9410	P	Y	N	19619	13118	66.9	2853	14.5	0	0	0	
4438	TRACOR FLIGHT SYSTEMS INC	AUSTIN	TX	9410	P	Y	N	8749	5637	64.4	178	2.0	0	0	0	
5187	TRACOR SYSTEMS RESOURCES	AUSTIN	TX	9410	P	Y	N	193	29	15.3	0	0	0	0	0	
2929	TRAK HIROPOLAVE CORP.	ROCKVILLE	MD	9410	P	Y	N	175	41	23.6	2	1.4	0	0	0	
2586	TRANSTECHNOLOGIES CO./BREEZE EASTE	TAMPA	FL	9410	B	Y	N	592	472	79.8	69	11.6	0	0	0	
4324	TRI INDUSTRIES	TERRE HAUTE	IN	9406	B	N	Y	4819	5174	82.0	280	4.0	0	0	0	
0983	TRU INC/SPACE & DEFENSE SECTOR	PEOPOND BEACH	CA	9405	B	N	Y	7059	5787	82.0	40666	9.9	0	0	0	
0982	TRU INC/SYSTEMS INTEGRATION GROU	FAIRFAX	VA	9410	P	Y	N	414673	142704	34.4	40330	11.6	0	0	0	
1727	TURBOCOMBUSTOR TECHNOLOGY, INC	STUART	FL	9410	B	Y	N	34638	21957	63.1	4030	11.6	0	0	0	
1302	TWIN DISC, INC	PACINE	IL	9403	S	N	Y	1441	703	48.8	3	.2	0	0	0	
3202	UNC AIRTRUCK CORPORATION	HILLVILLE	NJ	9406	B	N	Y	2870	1834	63.9	6	.3	0	0	0	
3208	UNC JOHNSON TECHNOLOG	MUSKOGEE	GA	9406	B	N	Y	1727	566	32.8	5	1.0	0	0	0	
3289	UNIFIED INDUSTRIES INC.	SPRINGFIELD	VA	9410	P	N	N	9547	2207	23.1	94	1.0	0	0	0	
1364	UNION UNDERRIAR COMPANY, INC	BOULING GREEN	KY	9311	P	N	N	783	389	49.7	194	24.8	0	0	0	
0946	UNIROVAL GOODRICH TIRE CO.	ST PAUL	OH	9306	P	N	Y	276	121	43.9	2	.5	0	0	0	
3003	UNISYS CORP	SALT LAKE CY	UT	9408	B	N	Y	3600	1054	29.3	327	8.5	0	0	0	
0944	UNISYS CORP	RESTON	VA	9311	B	Y	N	1022732	54091	5.9	2929	5.9	0	0	0	
0945	UNISYS CORP/GOVT. SYSTEMS GROUP	GREAT NECK	NY	9405	P	Y	Y	49282	23444	35.8	45	.6	0	0	0	
2781	UNISYS CORP/SYSTEM SERVICES	FOREST	VA	9407	B	Y	Y	7459	2673	35.8	45	.6	0	0	0	
0458	UNITEC ALCAHALT PRODUCTS DIVISIO	SAN JOSE	CA	9312	P	N	N	43517	31689	72.8	1348	3.1	0	0	0	
0357	UNITEC DEFENSE PRC/BRY GSD	SANTA CLARA	CA	9402	B	N	N	9814	6185	63.0	329	7.9	0	0	0	
1618	UNITED DEFENSE LP	ANNISTON	AL	9410	P	Y	Y	1980	1492	75.3	39	2.0	0	0	0	
5226	UNITED DEFENSE LP	ANNISTON	AL	9410	P	Y	Y	40225	19365	49.6	1436	7.8	0	0	0	
1564	UNITED DEFENSE LP ARHAMENT SYSTE	MINNEAPOLIS	PA	9311	P	N	N	18520	11851	64.0	136	2.0	0	0	0	
0358	UNITED DEFENSE LP FHC/BRY GSD OP	SAN JOSE	CA	9312	P	N	N	5982	2432	40.5	232	3.8	0	0	0	
5151	UNITED DOMINION IND/COMPACTIO	KEUANE	IL	9409	P	N	N	64802	59741	91.9	13889	16.5	0	0	0	
4293	UNITED TECHNOLOGIES	TROY	AL	9410	P	Y	Y	86492	340	35.0	9	.5	0	0	0	
1096	UNITED TECHNOLOGIES CORP/OHEN SY	SAN JOSE	CA	9311	B	N	Y	592	63.6	10.7	161	2.0	0	0	0	
1096	UNITED TECHNOLOGIES CORP/HARTLO	WINDSOR LOCKS	CT	9403	B	N	N	2432	232	9.5	232	7.8	0	0	0	
3021	UNITED TECHNOLOGIES CORP/OPTICAL	WEST PALM BEACH	FL	9410	B	N	Y	40458	62.9	15.5	1388	16.5	0	0	0	
1099	UNITED TECHNOLOGIES CORP/PRAIT	EAST HARTFORD	CT	9410	P	Y	Y	59266	44.1	6.6	5196	4.6	0	0	0	
1098	UNITED TECHNOLOGIES CORP/PRAIT	WEST PALM BEACH	FL	9410	P	Y	Y	85140	27949	32.8	5194	6.1	58	1.1	0	0
1101	UNITED TECHNOLOGIES CORP/RESEAR	EAST HARTFORD	CT	9402	B	N	N	27949	324	76.7	12	2.4	0	0	0	
1100	UNITED TECHNOLOGIES CORP/SIXORSK	STRATFORD	CT	9402	B	N	N	321408	304	76.7	12	2.4	0	0	0	
3201	UNITED TECHNOLOGIES CORP/USBIT CO	HUNTSVILLE	AL	9401	P	N	Y	123711	100.5	10.5	30553	10.5	0	0	0	
4826	UNITED TECHNOLOGIES PHOTONICS,	BLOOMFIELD	CT	9401	B	Y	Y	460	71.8	15.5	14	3.0	0	0	0	
1106	UNIVERSAL PRODUCTION COMPANY INC	PHOENIX	AZ	9405	B	Y	Y	641	31.6	4.9	66	4.9	0	0	0	
2572	URJ OHN COMPANY THE	SEATTLE	WA	9405	B	Y	Y	3471	3186	91.8	160	4.6	0	0	0	
4622	URS CONSULTANTS INC.	KALAMAZOO	MI	9405	B	Y	Y	3962	1717	43.0	168	4.2	0	0	0	
0803	UTICA CORPORATION	UTICA	VA	9305	S	Y	N	2595	1170	45.6	31	1.2	0	0	0	
5302	VACCO INDUSTRIES	EL MONTE	CA	9405	P	N	N	1643	763	46.4	82	5.0	0	0	0	
								1334	421	31.6	66	4.9	0	0	0	

Prepared By: Washington Headquarters Services
Directorate for Information Operations and Reports

Table III - 4. Companies Participating in the DoD Subcontracting Program:
Defense Logistics Agency Detail Listing (continued)

PERIOD COVERED: OCT 1993 - SEP 1994

SMALL DISADVANTAGED BUSINESS SUBCONTRACT GOALS

ACTIVE				COMPLETED THIS FY NET GOALS				COMPLETED THIS FY NOT MET GOAL				SMALL BUSINESS SUBCONTRACT GOALS				COMPLETED THIS FY NET GOALS				COMPLETED THIS FY NOT MET GOAL								
NO OF CIRTS	CONTRACT \$ AMT	GOAL \$ AMT	ACHIEVE PCT	NO OF CIRTS	CONTRACT \$ AMT	GOAL \$ AMT	ACHIEVE PCT	NO OF CIRTS	CONTRACT \$ AMT	GOAL \$ AMT	ACHIEVE PCT	NO OF CIRTS	CONTRACT \$ AMT	GOAL \$ AMT	ACHIEVE PCT	NO OF CIRTS	CONTRACT \$ AMT	GOAL \$ AMT	ACHIEVE PCT	NO OF CIRTS	CONTRACT \$ AMT	GOAL \$ AMT	ACHIEVE PCT	NO OF CIRTS	CONTRACT \$ AMT	GOAL \$ AMT	ACHIEVE PCT	
2	1080	825	0	0	0	0	0	0	0	0	0	0	0	0	0	0	0	0	0	0	0	0	0	0	0	0	0	0
29	71321	98267	0	2	6269	6534	4256	65.1	26	18761	13042	0	6212	168	275	163.6	1	57	38	18	48.9	0	0	0	0	0	0	0
1	31851	2168	0	0	0	0	0	0	1	175	956	0	0	0	0	0	0	0	0	0	0	0	0	0	0	0	0	0
1	175	146	0	0	0	0	0	0	0	0	0	0	0	0	0	0	0	0	0	0	0	0	0	0	0	0	0	0
2	367	538	0	0	0	0	0	0	2	367	45	0	355	17	139	820.4	1	331	8	3	38.2	0	0	0	0	0	0	0
4	3416	959	0	0	0	0	0	0	4	3416	69	0	9580	2	4	259.2	0	14029	21	1	2.9	0	0	0	0	0	0	0
15	9567	5527	0	15	12271	7339	6855	90.7	12	253363	110372	0	9508	171	196	115.0	3	14029	864	616	71.4	0	0	0	0	0	0	0
121	2533863	609415	0	12	856	1035	687	80.4	12	171609	24574	0	50	1	3	437.3	1	856	11	4	32.1	0	0	0	0	0	0	0
0	0	0	0	0	0	0	0	0	0	0	0	0	0	0	0	0	0	0	0	0	0	0	0	0	0	0	0	0
0	0	0	0	0	0	0	0	0	0	0	0	0	0	0	0	0	0	0	0	0	0	0	0	0	0	0	0	0
0	2093	1914	0	0	0	0	0	0	0	2093	0	0	0	0	0	0	0	0	0	0	0	0	0	0	0	0	0	0
2	6503	1828	0	0	0	0	0	0	3	6503	241	0	0	0	0	0	0	0	0	0	0	0	0	0	0	0	0	0
2	281	96	0	0	0	0	0	0	2	281	96	0	0	0	0	0	0	0	0	0	0	0	0	0	0	0	0	0
32	348897	123814	0	32	26955	8257	7721	83.5	32	348897	10668	0	39104	5575	12732	228.4	2	26673	1086	714	65.8	0	0	0	0	0	0	0
36	110379	56517	0	36	76	42	40	84.0	36	110379	6378	0	0	0	0	0	0	0	0	0	0	0	0	0	0	0	0	0
22	66637	30631	0	2	3235	1288	1180	81.6	21	65992	7168	0	3285	189	246	130.3	1	3004	140	300	45.0	0	0	0	0	0	0	0
0	0	0	0	0	0	0	0	0	0	0	0	0	0	0	0	0	0	0	0	0	0	0	0	0	0	0	0	0
0	19150	0	0	0	0	0	0	0	0	0	0	0	0	0	0	0	0	0	0	0	0	0	0	0	0	0	0	0
43	37575	9223	0	43	0	0	0	0	0	37575	2733	0	0	0	0	0	0	0	0	0	0	0	0	0	0	0	0	0
1	52490	67854	0	1	0	0	0	0	1	52490	10661	0	157	4	19	446.9	0	0	0	0	0	0	0	0	0	0	0	0
11	40344	17128	0	0	0	0	0	0	9	38976	1855	0	0	0	0	0	0	0	0	0	0	0	0	0	0	0	0	0
3	87841	40464	0	3	0	0	0	0	3	87841	3044	0	0	0	0	0	0	0	0	0	0	0	0	0	0	0	0	0
12	270686	63677	0	11	180	131	173	132.2	63	269486	6341	0	243	12	32	277.0	2	609	9	18	194.3	0	0	0	0	0	0	0
66	421485	166762	0	2	0	0	0	0	5	543509	30982	0	0	0	0	0	0	0	0	0	0	0	0	0	0	0	0	0
5	543509	312057	0	0	0	0	0	0	0	0	0	0	0	0	0	0	0	0	0	0	0	0	0	0	0	0	0	0
1	942	282	0	0	0	0	0	0	1	942	342	0	0	0	0	0	0	0	0	0	0	0	0	0	0	0	0	0
4	2859	949	0	0	0	0	0	0	0	0	0	0	0	0	0	0	0	0	0	0	0	0	0	0	0	0	0	0
21	601803	19824	0	8	7888	3798	1351	35.5	2	601677	1563	0	31043	0	34	*****	0	18633	199	52	25.8	0	0	0	0	0	0	0
86	203000	96615	0	6	389	1635	2453	150.0	82	197854	5599	0	2520	43	150	348.4	5	1369	27	6	22.9	0	0	0	0	0	0	0
59	608803	149820	0	13	1745456	295835	323555	109.4	2	1344	3069	882	28.7	0	56	170	301.6	1	99	108	25	23.0	0	0	0	0	0	0
80	1490421	406173	0	0	0	0	0	0	4	4003	1904	578	30.4	49	605591	1340	3213	105.3	13	35356	146	0	0	0	0	0	0	0
8	18887	192	0	0	0	0	0	0	0	0	0	0	0	0	0	0	0	0	0	0	0	0	0	0	0	0	0	0
134	3267321	881422	0	16	5050	1817	27900	*****	119	3261350	7383	0	1446	42	73	173.7	19	21875	380	1	0	0	0	0	0	0	0	0
1	111	68	0	0	0	0	0	0	0	0	0	0	0	0	0	0	0	0	0	0	0	0	0	0	0	0	0	0
3	880	432	0	0	0	0	0	0	2	303	15	0	0	0	0	0	0	0	0	0	0	0	0	0	0	0	0	0
11	7135	6145	0	0	0	0	0	0	11	7135	365	95.2	0	0	0	0	0	0	0	0	0	0	0	0	0	0	0	0
0	0	0	0	0	0	0	0	0	0	0	0	0	0	0	0	0	0	0	0	0	0	0	0	0	0	0	0	0
0	22977	4907	0	0	0	0	0	0	1	22977	824	0	0	0	0	0	0	0	0	0	0	0	0	0	0	0	0	0
1	61	29	0	1	61	29	61	208.1	0	0	47	0	0	0	0	0	0	0	0	0	0	0	0	0	0	0	0	0

PERIOD COVERED: OCT 1993 - SEP 1994
SMALL DISADVANTAGED BUSINESS SUBCONTRACT GOALS

Table III - 4. Companies Participating in the DoD Subcontracting Program:
Defense Logistics Agency Detail Listing (continued)

SMALL BUSINESS SUBCONTRACT GOALS

ACTIVE				COMPLETED THIS FY NET GOALS				COMPLETED THIS FY NOT NET GOAL				ACTIVE				COMPLETED THIS FY MET GOALS				COMPLETED THIS FY NOT MET GOAL								
NO OF CTRTS	CONTRACT \$ AMT	GOAL \$ AMT	ACHIEVE PCT	NO OF CTRTS	CONTRACT \$ AMT	GOAL \$ AMT	ACHIEVE PCT	NO OF CTRTS	CONTRACT \$ AMT	GOAL \$ AMT	ACHIEVE PCT	NO OF CTRTS	CONTRACT \$ AMT	GOAL \$ AMT	ACHIEVE PCT	NO OF CTRTS	CONTRACT \$ AMT	GOAL \$ AMT	ACHIEVE PCT	NO OF CTRTS	CONTRACT \$ AMT	GOAL \$ AMT	ACHIEVE PCT	NO OF CTRTS	CONTRACT \$ AMT	GOAL \$ AMT	ACHIEVE PCT	
0	0	0	0	2	1208	317	432 136.3	1	160	15	97.8	0	0	0	0	0	0	0	0	0	0	0	0	0	0	0	0	0
1	2500	750	30.0	0	0	0	0	0	0	0	0	0	0	0	0	0	0	0	0	0	0	0	0	0	0	0	0	0
20	3792	4213	113.8	0	0	0	0	0	0	0	0	0	0	0	0	0	0	0	0	0	0	0	0	0	0	0	0	0
14	1952	4520	231.5	0	0	0	0	0	0	0	0	0	0	0	0	0	0	0	0	0	0	0	0	0	0	0	0	0
10	2877	2323	80.8	0	0	0	0	0	0	0	0	0	0	0	0	0	0	0	0	0	0	0	0	0	0	0	0	0
5	449	536	83.6	0	0	0	0	0	0	0	0	0	0	0	0	0	0	0	0	0	0	0	0	0	0	0	0	0
8	2870	2572	89.6	0	0	0	0	0	0	0	0	0	0	0	0	0	0	0	0	0	0	0	0	0	0	0	0	0
1	109	19	17.4	0	0	0	0	0	0	0	0	0	0	0	0	0	0	0	0	0	0	0	0	0	0	0	0	0
10	167312	105871	63.3	0	0	0	0	0	0	0	0	0	0	0	0	0	0	0	0	0	0	0	0	0	0	0	0	0
7	19258	9781	50.8	0	0	0	0	0	0	0	0	0	0	0	0	0	0	0	0	0	0	0	0	0	0	0	0	0
3	38263	43851	114.6	0	0	0	0	0	0	0	0	0	0	0	0	0	0	0	0	0	0	0	0	0	0	0	0	0
1	17362	9942	57.3	0	0	0	0	0	0	0	0	0	0	0	0	0	0	0	0	0	0	0	0	0	0	0	0	0
6	3413	360	10.6	0	0	0	0	0	0	0	0	0	0	0	0	0	0	0	0	0	0	0	0	0	0	0	0	0
0	0	0	0	0	0	0	0	0	0	0	0	0	0	0	0	0	0	0	0	0	0	0	0	0	0	0	0	0
2	1171	773	66.5	0	0	0	0	0	0	0	0	0	0	0	0	0	0	0	0	0	0	0	0	0	0	0	0	0
6	3635	2181	59.8	0	0	0	0	0	0	0	0	0	0	0	0	0	0	0	0	0	0	0	0	0	0	0	0	0
15	3254	5128	157.8	0	0	0	0	0	0	0	0	0	0	0	0	0	0	0	0	0	0	0	0	0	0	0	0	0
4	285	302	106.0	0	0	0	0	0	0	0	0	0	0	0	0	0	0	0	0	0	0	0	0	0	0	0	0	0
95	187267	127860	68.3	0	0	0	0	0	0	0	0	0	0	0	0	0	0	0	0	0	0	0	0	0	0	0	0	0
1	19082	6811	35.7	0	0	0	0	0	0	0	0	0	0	0	0	0	0	0	0	0	0	0	0	0	0	0	0	0
0	0	0	0	0	0	0	0	0	0	0	0	0	0	0	0	0	0	0	0	0	0	0	0	0	0	0	0	0
2	1300	2376	183.2	0	0	0	0	0	0	0	0	0	0	0	0	0	0	0	0	0	0	0	0	0	0	0	0	0
13	38926	6321	16.3	0	0	0	0	0	0	0	0	0	0	0	0	0	0	0	0	0	0	0	0	0	0	0	0	0
1	1060	686	64.7	0	0	0	0	0	0	0	0	0	0	0	0	0	0	0	0	0	0	0	0	0	0	0	0	0
16	741873	251837	34.0	0	0	0	0	0	0	0	0	0	0	0	0	0	0	0	0	0	0	0	0	0	0	0	0	0
24	68958	39559	57.4	0	0	0	0	0	0	0	0	0	0	0	0	0	0	0	0	0	0	0	0	0	0	0	0	0
1	8370	7835	93.6	0	0	0	0	0	0	0	0	0	0	0	0	0	0	0	0	0	0	0	0	0	0	0	0	0
4	623	1377	221.0	0	0	0	0	0	0	0	0	0	0	0	0	0	0	0	0	0	0	0	0	0	0	0	0	0
7	506	523	103.3	0	0	0	0	0	0	0	0	0	0	0	0	0	0	0	0	0	0	0	0	0	0	0	0	0
1	1428	337	23.6	0	0	0	0	0	0	0	0	0	0	0	0	0	0	0	0	0	0	0	0	0	0	0	0	0
7	1209	358	29.6	0	0	0	0	0	0	0	0	0	0	0	0	0	0	0	0	0	0	0	0	0	0	0	0	0
3	27596	14405	52.2	0	0	0	0	0	0	0	0	0	0	0	0	0	0	0	0	0	0	0	0	0	0	0	0	0
35	21595	3046	14.1	0	0	0	0	0	0	0	0	0	0	0	0	0	0	0	0	0	0	0	0	0	0	0	0	0
1	5287	3046	57.8	0	0	0	0	0	0	0	0	0	0	0	0	0	0	0	0	0	0	0	0	0	0	0	0	0
1	1093	400	36.6	0	0	0	0	0	0	0	0	0	0	0	0	0	0	0	0	0	0	0	0	0	0	0	0	0
1	10730	17371	162.1	0	0	0	0	0	0	0	0	0	0	0	0	0	0	0	0	0	0	0	0	0	0	0	0	0
5	2021	2114	104.6	0	0	0	0	0	0	0	0	0	0	0	0	0	0	0	0	0	0	0	0	0	0	0	0	0
2	2787	558	20.0	0	0	0	0	0	0	0	0	0	0	0	0	0	0	0	0	0	0	0	0	0	0	0	0	0
1	33655	16900	50.2	0	0	0	0	0	0	0	0	0	0	0	0	0	0	0	0	0	0	0	0	0	0	0	0	0
183	2209795	627354	28.4	0	0	0	0	0	0	0	0	0	0	0	0	0	0	0	0	0	0	0	0	0	0	0	0	0
9	43484	4309	9.9	0	0	0	0	0	0	0	0	0	0	0	0	0	0	0	0	0	0	0	0	0	0	0	0	0
39	6153	31377	51.0	0	0	0	0	0	0	0	0	0	0	0	0	0	0	0	0	0	0	0	0	0	0	0	0	0
1	402446	160215	39.8	0	0	0	0	0	0	0	0	0	0	0	0	0	0	0	0	0	0	0	0	0	0	0	0	0

Prepared By: *Washington Headquarters Services
 Directorate for Information
 Operations and Reports*

PERIOD COVERED: OCT 1993 - SEP 1994

Table III-4: Companies Participating in the DoD Subcontracting Program:

Defense Logistics Agency Detail Listing (continued)

CODE	COMPANY	CITY	ST	SURV DATE	TYPE	FISCAL YEAR	TOTAL \$AMT	SMALL PCT	DISADV PCT	HBCU/MI PCT	MOB PCT	CUMULATIVE PREVIOUS FISCAL YEAR (1993)				HBCU/MI PCT	MOB PCT					
												TOTAL \$AMT	SMALL PCT	DISADV PCT	HBCU/MI PCT							
0445	WESTINGHOUSE ELECTRIC CORP/NAVAL CLEVELAND		OH	9401	B	Y	57755	61.9	2992	5.2	0	1096	1.9	23159	15719	67.9	1779	7.7	0	540	2.2	
1210	WESTINGHOUSE ELECTRIC CORP/PLANT NONROCHESTER		PA	9303	P	Y	35753	22.0	23	* 2	0	1013	1.3	77375	5545	7.2	45	1.1	0	575	2.2	
3577	WESTON, ROY F., INC. INC./DIV. WH NORTH CHESTER		PA	9407	P	Y	17053	61.6	390	2.0	0	1068	5.5	24807	12408	50.1	515	2.1	0	850	3.4	
3144	WHITTAKER CONTROLS, INC./DIV. WH NORTH HOLLYWOOD		CA	9406	B	N	4306	90.0	351	8.1	0	580	13.5	0	0	0.0	0	0.0	0	0	0	0
1149	WHITTAKER CORP./WHITTAKER ELECTRIC SHM VALLEY		CA	9306	B	Y	18158	61.0	999	5.5	0	562	3.1	13218	8041	60.9	836	6.3	0	562	4.2	
1171	WHITTAKER CORP./TECH PROD/REP. STD DENVER		CO	9406	B	Y	2213	71.8	49	2.2	0	82	3.7	1531	908	59.3	43	2.8	0	72	4.7	
0977	WHITTAKER SYSTEMS/DONNER/SAFETY CONCORD		MA	9207	B	N	1589	61.1	14	4.4	0	82	16.1	1341	834	62.3	29	2.2	0	72	4.7	
1150	WILCOX ELECTRIC INC. KANSAS CITY		MO	9409	P	Y	2299	60.1	159	4.4	0	299	5.3	3392	2275	67.1	175	5.2	0	130	9.7	
1152	WILLIAMS INTERNATIONAL CORPORATI WALLEE LAKE		MI	9409	P	Y	29617	49.0	297	1.0	0	177	0	4929	19600	40.0	907	1.8	0	56	0.1	
3458	WINTHROP PHARMACEUTICALS/DIV OF NEW YORK		NY	9309	P	N	603	5.0	30	5.0	0	0	0	507	25	5.1	25	5.0	0	0	0	
2893	WISCONSIN PHYSICIANS SVC INSUR MADISON		WI	9409	P	Y	1041	81.4	40	3.8	0	28	2.7	1306	948	72.6	57	4.4	0	41	3.1	
4637	WOLVERINE WORLD WIDE INC. ROCKFORD		MI	9403	B	N	3252	27.5	13	1.4	0	35	1.1	4880	1297	26.7	0	0.0	0	53	1.1	
3498	WOODWARD-CLYDE CONSULTANTS/FED DENVER		CO	9406	P	N	810	60.4	40	3.0	0	7	0.5	2113	707	33.5	226	10.7	0	50	2.4	
4297	WOODWARD-CLYDE FEDERAL SERVICES ROCKVILLE		MD	9404	P	N	3009	32.4	115	3.8	0	2	0	2037	225	11.1	20	1.0	0	0	0	
4677	WOODWARD-CLYDE FEDERAL SERVICES DENVER		CO	9404	P	N	2155	29.9	40	1.8	0	0	0	373	95	25.6	5	1.4	0	0	0	
0062	WORPAL D. US. INC. DALLAS		TX	9304	B	Y	321	23.5	0	0.0	0	0	0	132	94	71.6	0	0.0	0	0	0	
2708	WYLE LABORATORIES/EASTERN OPERAT EMBURY		CA	9403	B	Y	1826	63.8	224	8.8	0	45	1.8	2517	1752	69.7	310	12.3	0	0	0	
1169	WYMAN-GORDON CORP./EASTERN DIV MONTE PASADENA		CA	9402	P	Y	2267	33.1	155	9.1	0	10	1.0	18174	4794	26.4	85	3.5	0	134	5.3	
4506	XEROX CORP./PALO ALTO RESEARCH CE PALO ALTO		CA	9402	P	Y	567	34.1	150	11.0	0	144	10.5	1202	1016	84.5	42	3.5	0	0	0	
1170	XEROX SPECIAL INFORMATION SYSTEM PASADENA		CA	9409	B	Y	1365	57.9	150	11.0	0	0	0	1215	612	48.0	194	15.2	0	61	4.8	
3513	XETRON CORP./SUB OF WESTINGHOUSE CINCINNATI		OH	9306	B	N	1539	66.7	153	10.0	0	89	5.8	3458	2394	69.3	200	5.8	0	72	2.1	
4684	XONTECH INC. VAN NUYS		CA	9409	P	N	3927	98.7	0	0.0	0	0	0	20087	19156	95.4	0	0.0	0	0	0	
0167	YORK INTERNATIONAL CORP. YORK		PA	8802	S	Y	3844	45.7	48	0.6	0	278	3.3	7801	3211	41.2	166	2.1	0	166	2.0	
3026	YOUNG & RUBICAM/NEW YORK NEU YORK		NY	9409	P	Y	6573	14.7	3719	8.3	0	925	2.1	32153	7226	22.5	2652	8.2	29	287	9.9	
1670	YOUNG RADIATOR COMPANY RACINE		WI	9408	P	N	1731	27.4	8	.5	0	181	10.4	1260	318	25.3	4	.3	0	155	12.3	

SERVICE	CUM CNT	QTR CNT	Y/Y	Y/M	N/Y	N/N	REPT	O/S	O/D	NOT	35854321	12890395	36.0	1711337	4.8	2955	*	735779	2.1	37518116	12821634	34.2	1572304	4.2	1786	*	636090	1.7
DLA	1105	911	450	129	164	362	194	24	97																			

Prepared By: Washington Headquarters Services
Directorate for Information Operations and Reports

Table III-4. Companies Participating in the DoD Subcontracting Program:

PERIOD COVERED: OCT 1993 - SEP 1994															
SMALL BUSINESS SUBCONTRACT GOALS				SMALL DISADVANTAGED BUSINESS SUBCONTRACT GOALS				COMPLETED THIS FY NET GOALS							
ACTIVE				ACTIVE				COMPLETED THIS FY NET GOALS							
NO OF CTRTS	CONTRACT \$ AMT	GOAL \$ AMT	ACHIEVE PCT	NO OF CTRTS	CONTRACT \$ AMT	GOAL \$ AMT	ACHIEVE PCT	NO OF CTRTS	CONTRACT \$ AMT	GOAL \$ AMT	ACHIEVE PCT	NO OF CTRTS	CONTRACT \$ AMT	GOAL \$ AMT	ACHIEVE PCT
13	238798	87969	0	13	238798	8065	0	0	0	0	0	0	0	0	0
1	0	0	0	1	0	0	0	0	0	0	0	0	0	0	0
24	44034	0	0	24	44034	2536	0	0	0	0	0	2	17354	827	494
1	33	22237	0	11	34038	2803	56.7	0	0	0	0	3	752	70	1
1	34038	22237	117.5	11	34038	2803	117.5	0	4006	58	70	0	0	0	0
2	710	165	243	2	710	43	146.9	0	0	0	0	1	518	28	9
1	215	103	0	1	215	5	0	0	0	0	0	0	0	0	0
1	5284	580	0	1	5284	61	0	0	0	0	0	0	0	0	0
17	40219	12940	0	17	40219	1427	0	0	0	0	0	0	0	0	0
3	2460	74	0	3	2460	49	0	0	0	0	0	0	0	0	0
2	5627	2090	0	2	5627	418	0	0	0	0	0	0	0	0	0
1	1906	705	0	1	1906	57	0	0	0	0	0	0	0	0	0
4	7084	2548	119.5	4	7084	166	42.1	0	0	0	0	2	7421	77	191
6	5956	3205	448.9	8	5686	666	66.4	0	0	0	0	2	2263	197	8
11	7715	3205	248.3	9	7357	609	0	0	0	0	0	1	1984	67	12.0
0	0	0	0	0	0	0	0	0	0	0	0	0	0	0	0
1	264	203	262	1	264	0	128.8	0	264	136	162	0	0	0	0
0	0	0	0	0	0	0	0	0	0	0	0	0	0	0	0
0	0	0	0	3	17709	1065	0	0	0	0	0	0	0	0	0
0	0	0	0	0	0	0	0	0	0	0	0	0	0	0	0
0	0	0	0	5	1662	580	0	0	0	0	0	0	0	0	0
5	1042	1433	174.5	5	1042	318	0	0	136	7	15	0	0	0	0
0	0	0	0	0	0	0	0	0	0	0	0	0	0	0	0
0	0	0	0	2	3951	220	0	0	0	0	0	0	0	0	0
1	19223	30000	0	1	19223	250	0	0	0	0	0	0	0	0	0
0	0	0	0	10	7561	510	0	0	0	0	0	0	0	0	0
1	136359	7323	0	1	136359	2882	0	0	0	0	0	0	0	0	0
2	1731	431	0	2	1731	15	0	0	0	0	0	0	0	0	0
12203	179046616	38119197	628	4228399	956098	609179	63.7	11752	17587736	5666591	69214	760	6441111	230357	72611
			2380396	142.7	609179	63.7		149232	215.6			739	5669993	230357	31.5

Section 5

Commercial Product Companies Participating in the DoD Subcontracting Program: Defense Logistics Agency Detail Listing

**Table III - 5. Commercial Product Companies Participating in the DoD Subcontracting Program:
PERIOD COVERED: OCT 1993 - SEP 1994**

Defense Logistics Agency Detail Listing (continued)

SMALL BUSINESS SUBCONTRACT GOALS				SMALL DISADVANTAGED BUSINESS SUBCONTRACT GOALS			
COMPLETED THIS FY MET GOALS		COMPLETED THIS FY NOT MET GOAL		COMPLETED THIS FY MET GOALS		COMPLETED THIS FY NOT MET GOAL	
NO. OF CONTRACT CRTS	GOAL \$ AMT	NO. OF CONTRACT CRTS	GOAL \$ AMT	NO. OF CONTRACT CRTS	GOAL \$ AMT	NO. OF CONTRACT CRTS	GOAL \$ AMT
0	0	0	0	0	0	0	0
0	0	0	0	0	0	0	0
0	0	0	0	0	0	0	0
6	4908	6	4908	6	526	0	0
14	3851	14	3851	14	96	0	0
0	0	0	0	0	0	0	0
0	0	0	0	0	0	0	0
3	5160	3	5160	3	458	0	0
0	0	0	0	0	0	0	0
0	0	0	0	0	0	0	0
0	0	0	0	0	0	0	0
0	0	0	0	0	0	0	0
10	26948	10	26948	10	311	0	0
0	0	0	0	0	0	0	0
0	0	0	0	0	0	0	0
0	0	0	0	0	0	0	0
0	0	0	0	0	0	0	0
0	0	0	0	0	0	0	0
0	0	0	0	0	0	0	0
0	0	0	0	0	0	0	0
0	0	0	0	0	0	0	0
0	0	0	0	0	0	0	0
2	109	2	109	2	281	0	0
0	0	0	0	0	0	0	0
1	212	1	212	1	16	0	0
14	63130	10	13646	10	22757	0	0
0	0	0	0	0	0	0	0
0	0	0	0	0	0	0	0
0	0	0	0	0	0	0	0
0	0	0	0	0	0	0	0
0	0	0	0	0	0	0	0
0	0	0	0	0	0	0	0
0	0	0	0	0	0	0	0
3	8791	3	8791	3	1952	0	0
0	0	0	0	0	0	0	0
0	0	0	0	0	0	0	0
0	0	0	0	0	0	0	0
0	0	0	0	0	0	0	0

PERIOD COVERED: OCT 1993 - SEP 1994

Defense Logistics Agency Detail Listing (continued)

Table III-5. Commercial Product Companies Participating in the DOD Subcontracting Program.

CODE	COMPANY	CITY	ST	SUPPLY	I P R	TOTAL	CUMULATIVE CURRENT FISCAL YEAR (1994)			CUMULATIVE PREVIOUS FISCAL YEAR (1993)					
							\$AMT	SMALL PCT	DISADV PCT	\$AMT	SMALL PCT	DISADV PCT			
2704	CIORC COMMUNICATIONS, INC.	SAN DIEGO	CA	9409	P Y N	2877	1107	41.4	0	0	0	0	0	0	0
5462	CIORC COMMUNICATIONS, INC.	POLARIS	IN	9311	P Y Y	42390	11445	27.0	437	1.0	0	0	0	0	0
5434	CAPRIE BURNS INC	ROCHESTER	NY	9408	P N N	4733	118	24.5	1	1.7	0	0	0	0	0
2524	DEBE & COMPANY	ROCHESTER	NY	9408	P N N	4733	1178	47.9	72	1.5	0	0	0	0	0
2524	DEL HOMIE FOODS USA	SAN FRANCISCO	CA	9401	P N N	2438	1168	47.9	61	2.5	7	0	0	0	0
3414	DELTA DENIAL PLAN OF CA/DO/P*DELT	SACRAMENTO	CA	9407	P N N	234022	220032	94.0	19474	8.3	0	0	0	0	0
3995	DETROIT DIESEL CORPORATION	DETROIT	MI	9303	B N N	9321	2610	28.0	652	7.0	0	0	0	0	0
4258	DIGITAL EQUIPMENT CORP.	MAYNARD	MA	9405	B N N	70814	26201	37.0	2337	3.3	0	0	0	0	0
3154	DOU CORNING CORPORATION	HIGHLAND	HI	9408	P N N	59	19	33.0	1	2.0	0	0	0	0	0
4966	DREXEL INDUSTRIES INC	HORSHAM	PA	9405	P N N	11081	4092	36.9	76	0.7	0	0	0	0	0
4553	DUPONT MERCK PHARMACEUTICAL CORP	WILMINGTON	DE	9407	P N Y	1225	478	39.0	77	6.3	0	0	0	0	0
5139	DUPONT MERCK PHARMACEUTICAL CORP	MONT VALLEY	MD	9410	P N N	3906	1288	33.0	118	3.0	0	0	0	0	0
2827	E-SYSTEMS INC	WESTON IN	OH	9317	B N N	4143	2129	51.4	227	5.5	0	0	0	0	0
2616	E.I. DUPONT DE NEMOURS & CO	WILMINGTON	DE	9302	B N N	15339	8775	57.2	129	0.8	0	0	0	0	0
2528	EASTMAN KODAK COMPANY/PHOTOGRAPH	ROCHESTER	NY	9403	B N N	4698	1189	25.3	1	2.0	0	0	0	0	0
3618	ELECTRO-TEC CORP./KAYDON CO.	BLACKSBURG	VA	9410	P Y Y	12735	1868	66.1	53	1.9	0	0	0	0	0
2536	ENCORE COMPUTER CORP.	FT LAUDERDALE	FL	9410	B Y Y	2827	3840	30.1	78	2.8	0	0	0	0	0
4881	ENERGURE INC	WESTMONT	IL	9402	P N N	397	252	66.1	2	0.6	0	0	0	0	0
2535	GENERAL ELECTRIC CO/MEDICAL SYST	MILWAUKEE	WI	9408	P Y Y	15339	8775	57.2	129	0.8	0	0	0	0	0
4554	GENERAL MOTORS CORPORATION	DETROIT	MI	9310	P N N	18480	5560	30.1	380	2.1	0	0	0	0	0
3914	GIUDING AND LEUIS INC.	FOND DU LAC	WI	9108	S Y Y	13187	9363	71.0	28	0.2	0	0	0	0	0
3439	GLACIER SYSTEMS INC.	SAVANNAH	GA	9410	P N Y	35646	10363	29.1	2847	8.0	0	0	0	0	0
5139	GLACIER SYSTEMS INC.	ALEXANDRIA	VA	9410	P Y Y	309	29252	49.5	13	1.3	0	0	0	0	0
1487	HARRIS CORP/HARRIS SEMICONDUCTOR	ALBUQUERQUE	NM	9408	B N N	40925	22252	49.5	586	1.4	0	0	0	0	0
0807	HEULETT PACKARD COMPANY	PALO ALTO	CA	9308	B N N	134923	55173	41.6	5953	4.4	0	0	0	0	0
0531	HOUMET CORP/DOVER CASTING DIV	DOVER	DE	9010	P Y Y	3826	2725	71.2	103	2.7	0	0	0	0	0
4901	IHP INC	DAKOTA CITY	NE	9310	P N Y	1857	43016	53.4	2872	3.6	0	0	0	0	0
4301	INCO ALLOYS INTERNATIONAL, INC.	HUNTINGTON	WV	9403	P N N	80528	11000	21.6	1000	2.0	0	0	0	0	0
3640	INTEL CORP/C/O FEDERAL PROGRAMS	BEVERLY HILLS	CA	9311	B N Y	51000	9033	36.4	2514	10.1	0	0	0	0	0
1887	INTERGRAPH CORPORATION	HUNTSVILLE	AL	9410	P Y Y	24789	9033	36.4	2514	10.1	0	0	0	0	0
5005	INTERSTATE BRANDS CORPORATION	SPRINGFIELD	MO	9407	P N N	216	5	2.4	*	0.2	0	0	0	0	0
4500	JOHN E. SANFILLIPPO & SON, INC.	ELK GROVE VILL	IL	9311	P Y Y	527	143	27.1	1	1.1	0	0	0	0	0
2939	JOHN E. SANFILLIPPO & SON, INC.	SPRINGFIELD	IL	9310	P N Y	4310	2685	62.3	48	1.1	0	0	0	0	0
3411	KATSEB	SPRINGFIELD	IL	9310	P N Y	262	125	47.9	11	4.0	0	0	0	0	0
3859	KELLOGG CO./U.S. FOOD PRODUCTS	BATTLE CREEK	MI	9403	B N N	51370	22489	43.7	2825	5.5	0	0	0	0	0
5467	KING RADIO CORPORATION	OLATHE	KS	9402	B Y Y	1243	638	51.4	32	2.6	0	0	0	0	0
2093	KOHATSU DRESSER CO/LIBERTYVILLE	LIBERTYVILLE	IL	9311	P Y Y	552	322	67.2	4	0.6	0	0	0	0	0
3639	LEITA, INC.	BUFFALO	NY	9409	B N Y	182	125	79.8	3	1.4	0	0	0	0	0
2865	LETON COMPANY	KILPSVILLE	PA	9409	B N N	718	368	51.3	9	1.3	0	0	0	0	0
2529	LILLY ELI & COMPANY	INDIANAPOLIS	IN	9311	P Y N	4063	1966	48.4	190	4.7	0	0	0	0	0
4283	LITTON SYSTEMS INC/LITTON SPECIA	SPRINGFIELD	SC	9409	B Y Y	4268	3466	81.2	42	0.9	0	0	0	0	0
4800	LOCKHEED AIRCRAFT CENTER INC	GREENVILLE	SC	9410	B N N	100399	21774	21.7	32	0.3	0	0	0	0	0
2668	LOGAN EARTH TECHNOLOGIES INC	ARLINGTON	VA	9410	B N N	19947	9482	47.6	2547	12.8	0	0	0	0	0
2668	LOGAN EARTH TECHNOLOGIES INC	ARLINGTON	VA	9410	B N N	19947	9482	47.6	2547	12.8	0	0	0	0	0
4568	LSI LOGIC CORPORATION	SAN JOSE	CA	9403	B Y Y	3378	2333	69.1	371	11.0	0	0	0	0	0
4568	LSI LOGIC CORPORATION	HILTIPLAS	CA	9308	P Y Y	5205	2235	42.9	117	2.2	0	0	0	0	0

Prepared By: Washington Headquarters Services
Directorate for Information Operations and Reports

PERIOD COVERED: OCT 1993 - SEP 1994

Table III - 5. Commercial Product Companies Participating in the DoD Subcontracting Program.

CODE	COMPANY	CITY	ST	DATE	S	U	R	Y	E	M	O	D	S	CUMULATIVE CURRENT FISCAL YEAR (1994)										CUMULATIVE PREVIOUS FISCAL YEAR (1993)									
														TOTAL \$AMT	SMALL \$AMT	PCT	DISADV \$AMT	PCT	HECU/MT \$AMT	PCT	UOB \$AMT	PCT	TOTAL \$AMT	SMALL \$AMT	PCT	DISADV \$AMT	PCT	HECU/MT \$AMT	PCT	UOB \$AMT	PCT		
3997	TRU, INC./INFORMATION NETWORKS DIV	CARSON	CA	9405	B	N	N	Y	1012	930	91.9	49	4.8	0	0	37	3.7	2060	1942	94.3	62	3.0	0	0	0	0	72	3.5					
4052	UNIDYNE CORP.	NORFOLK	VA	9410	P	N	N	Y	3261	2625	80.5	530	16.3	0	0	0	0	162	1942	94.3	62	3.0	0	0	0	0	72	3.5					
2569	UNION GARBIE CORPORATION	INDIANAPOLIS	IN	9208	P	Y	Y	Y	6670	4144	62.3	154	2.5	0	0	115	1.9	9270	6126	66.3	109	6.2	0	0	0	0	148	1.6					
3149	UNISYS GOVERNMENT SYSTEMS, INC.	MCLEAN	VA	9410	P	N	Y	Y	159600	56558	35.5	8299	5.2	0	0	5905	3.7	185500	55019	29.7	744	2.6	0	0	0	0	3730	2.0					
5482	UNITED DESICCANTS	BELEN	NM	9405	P	N	N	Y	7461	5306	71.1	357	4.8	0	0	1180	15.8	6283	4247	67.6	217	4.1	0	0	0	0	1383	22.0					
3015	UNITED METHODIST PUBLISHING HOUSE	NASHVILLE	TN	9410	P	N	Y	Y	989	788	79.7	3	.3	0	0	0	0	990	778	78.6	3	.3	0	0	0	0	5	0					
4800	VACUUM INDUSTRIES CO. INC.	EL MONTE	CA	9405	P	N	N	Y	1597	488	30.5	73	4.6	0	0	28	1.8	0	0	0	0	0	0	0	0	0	55	3.0					
2573	VARIAN ASSOCIATES/SCIENTIFIC DIVISION	ST. LOUIS	MO	9408	P	N	Y	Y	990	976	98.6	336	34.0	0	0	0	0	1411	479	34.0	0	0	0	0	0	0	0	0					
4276	VARIAN ASSOCIATES/ONCOLOGY SYSTEMS	PALO ALTO	CA	9405	P	N	N	Y	1849	1253	67.8	42	2.3	0	0	17	3.2	470	380	81.0	23	5.0	0	0	0	13	2.7						
4551	VELDA FARMS, INC.	MIAMI	FL	9410	P	Y	Y	Y	64519	20533	31.8	1934	3.0	0	0	0	0	57380	18402	32.1	1758	3.1	0	0	0	0	1543	2.0					
1234	WATERMAN STEAMSHIP CORPORATION	NEW ORLEANS	LA	9410	P	N	Y	Y	68007	13875	20.4	203	2.9	0	0	2408	3.5	71332	17280	22.9	214	1.3	0	0	0	0	0	0					
2575	WAETEK RE PRODUCTS INC	INDIANAPOLIS	IN	9409	P	N	Y	Y	8769	5012	57.2	404	4.6	0	0	308	3.7	6804	3946	58.0	234	3.4	0	0	0	0	19	1.3					
2882	WAETEK CORP/INSTRUMENT DIV.	SAN DIEGO	CA	9409	P	N	Y	Y	330	227	68.7	46	13.9	0	0	13	5.8	399	198	49.6	89	11.2	0	0	0	0	24	5.9					
2578	WATWOOD PHARMACEUTICALS INC.	BUFFALO	NY	9409	P	N	Y	Y	225	95	42.5	5	2.3	0	0	0	0	0	0	0	0	0	0	0	0	0	0	0					
4184	WILLERGS BUTLER ENGINEERS, INC.	TULSA	OK	9410	P	Y	Y	Y	454	137	30.2	38	8.3	0	0	5	1.2	314	75	23.8	41	13.0	0	0	0	0	0	0					
3425	WILLIAMS GOVERNOR COMPANY	NORFOLK HILL	CA	9407	B	N	N	Y	342	151	44.1	12	3.6	0	0	12	3.5	517	195	37.7	13	2.5	0	0	0	0	18	1.6					
3983	WOODWARD ENGINEERING COMPANY	PHILADELPHIA	PA	9409	B	N	N	Y	1123	6984	62.8	322	2.9	0	0	362	3.3	17903	11960	66.9	162	0.9	0	0	0	0	46	2.0					
3989	WOODWARD ENGINEERING COMPANY	PHILADELPHIA	PA	9312	P	N	N	Y	1000	1000	100.0	36	3.6	0	0	20	0.8	0	0	0	0	0	0	0	0	0	0	0					
5431	ZENECA PHARMACEUTICALS	WILMINGTON	DE	9405	P	N	N	Y	1040	293	28.2	21	2.0	0	0	24	2.3	0	0	0	0	0	0	0	0	0	0	0					
4502	ZENITH DATA SYSTEMS CORP DE	SATON JOSEPH	MI	9405	B	N	N	Y	200864	19198	9.6	7984	4.0	0	0	10	5.1	52869	5571	10.6	376	2.0	0	0	0	0	4	4					
4523	ZIMMER INC	WASSAU	MI	9306	P	N	N	Y	153	74	48.2	6	4.0	0	0	8	5.1	169	74	43.8	3	2.0	0	0	0	0	4	2.6					

Prepared By: Washington Headquarters Services
Directorate for Information Operations and Reports

Table III - 5. Commercial Product Companies Participating in the DoD Subcontracting Program:
Defense Logistics Agency Detail Listing (continued)
PERIOD COVERED: OCT 1993 - SEP 1994

SMALL BUSINESS SUBCONTRACT GOALS										SMALL DISADVANTAGED BUSINESS SUBCONTRACT GOALS															
COMPLETED THIS FY MET GOALS					COMPLETED THIS FY NOT MET GOAL					COMPLETED THIS FY MET GOALS					COMPLETED THIS FY NOT MET GOAL										
NO. OF CONTRACT CTRTS	CONTRACT \$ AMT	GOAL \$ AMT	ACHIEVE \$ AMT	ACHIEVE PCT	NO. OF CONTRACT CTRTS	CONTRACT \$ AMT	GOAL \$ AMT	ACHIEVE \$ AMT	ACHIEVE PCT	NO. OF CONTRACT CTRTS	CONTRACT \$ AMT	GOAL \$ AMT	ACHIEVE \$ AMT	ACHIEVE PCT	NO. OF CONTRACT CTRTS	CONTRACT \$ AMT	GOAL \$ AMT	ACHIEVE \$ AMT	ACHIEVE PCT						
4	10930	1703	0	.0	0	0	0	0	.0	4	10930	496	0	.0	0	0	0	0	.0						
0	0	0	0	.0	0	0	0	0	.0	0	0	0	0	.0	0	0	0	0	.0						
0	0	0	0	.0	0	0	0	0	.0	0	0	0	0	.0	0	0	0	0	.0						
0	0	0	0	.0	0	0	0	0	.0	0	0	0	0	.0	0	0	0	0	.0						
1	62	29	62	212.5	0	0	0	0	.0	1	29	27	29	109.3	0	0	0	0	.0						
0	0	0	0	.0	0	0	0	0	.0	0	0	0	0	.0	0	0	0	0	.0						
0	0	0	0	.0	0	0	0	0	.0	0	0	0	0	.0	0	0	0	0	.0						
0	0	0	0	.0	0	0	0	0	.0	0	0	0	0	.0	0	0	0	0	.0						
0	0	0	0	.0	0	0	0	0	.0	0	0	0	0	.0	0	0	0	0	.0						
0	0	0	0	.0	0	0	0	0	.0	0	0	0	0	.0	0	0	0	0	.0						
0	0	0	0	.0	0	0	0	0	.0	0	0	0	0	.0	0	0	0	0	.0						
0	0	0	0	.0	0	0	0	0	.0	0	0	0	0	.0	0	0	0	0	.0						
0	0	0	0	.0	0	0	0	0	.0	0	0	0	0	.0	0	0	0	0	.0						
0	0	0	0	.0	0	0	0	0	.0	0	0	0	0	.0	0	0	0	0	.0						
2	2618	551	0	.0	2	2618	7	0	.0	0	0	0	0	.0	0	0	0	0	.0						
0	0	0	0	.0	0	0	0	0	.0	0	0	0	0	.0	0	0	0	0	.0						
0	0	0	0	.0	0	0	0	0	.0	0	0	0	0	.0	0	0	0	0	.0						
0	0	0	0	.0	0	0	0	0	.0	0	0	0	0	.0	0	0	0	0	.0						
0	0	0	0	.0	0	0	0	0	.0	0	0	0	0	.0	0	0	0	0	.0						
0	0	0	0	.0	0	0	0	0	.0	0	0	0	0	.0	0	0	0	0	.0						
0	0	0	0	.0	0	0	0	0	.0	0	0	0	0	.0	0	0	0	0	.0						
133	413029	370955	6	3654	3473	2957	85.1	6	3318	3085	488	15.8	123	363081	87675	4	683	29	211	719.5	8	5483	618	21	3.4