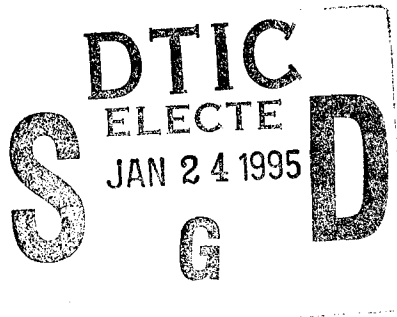


Life Coping Skills in U.S. Army, Europe Pilot Program

Rosemary Dawson, Jeanne Hebein, Chaille Maddox,
Mollie Kerr, Kathryn Brooks,
and Malachi Fullard

Human Resources Research Organization



Accession For	
NTIS CRA&I	<input checked="" type="checkbox"/>
DTIC TAB	<input type="checkbox"/>
Unannounced	<input type="checkbox"/>
Justification	
By	
Distribution /	
Availability Codes	
Dist	Avail and/or Special
A-1	

Manpower and Personnel Research Division
Zita M. Simutis, Director

November 1994

19950120 061



DTIC QUALITY INSPECTED 3

United States Army
Research Institute for the Behavioral and Social Sciences

REPORT DOCUMENTATION PAGE

Form Approved
OMB No. 0704-0188

Public reporting burden for this collection of information is estimated to average 1 hour per response, including the time for reviewing instructions, searching existing data sources, gathering and maintaining the data needed, and completing and reviewing the collection of information. Send comments regarding this burden estimate or any other aspect of this collection of information, including suggestions for reducing this burden, to Washington Headquarters Services, Directorate for Information Operations and Reports, 1215 Jefferson Davis Highway, Suite 1204, Arlington, VA 22202-4302, and to the Office of Management and Budget, Paperwork Reduction Project (0704-0188), Washington, DC 20503

1. AGENCY USE ONLY (Leave blank)		2. REPORT DATE 1994, November	3. REPORT TYPE AND DATES COVERED Interim Oct 80 - Mar 81	
4. TITLE AND SUBTITLE Life Coping Skills in U.S. Army, Europe Pilot Program			5. FUNDING NUMBERS MDA903-78-C-2042 63007A 794	
6. AUTHOR(S) Dawson, Rosemary; Hebein, Jeanne; Maddox, Chaille; Kerr, Mollie; Brooks, Kathryn; and Fullard, Malachi				
7. PERFORMING ORGANIZATION NAME(S) AND ADDRESS(ES) Human Resources Research Organization 66 Canal Center Plaza, Suite 400 Alexandria, VA 22314			8. PERFORMING ORGANIZATION REPORT NUMBER --	
9. SPONSORING / MONITORING AGENCY NAME(S) AND ADDRESS(ES) U.S. Army Research Institute for the Behavioral and Social Sciences ATTN: PERI-RZ 5001 Eisenhower Avenue Alexandria, VA 22333-5600			10. SPONSORING / MONITORING AGENCY REPORT NUMBER ARI Research Note 95-05	
11. SUPPLEMENTARY NOTES Final report was published as ARI Research Note 84-97.				
12a. DISTRIBUTION / AVAILABILITY STATEMENT Approved for public release; distribution is unlimited.			12b. DISTRIBUTION CODE --	
13. ABSTRACT (Maximum 200 words) The <i>Doing It in Deutschland</i> programs were developed to teach first-term enlisted soldiers in USAREUR the knowledge and skills needed to (1) use public transportation in Germany, (2) eat out on the economy, (3) use USAREUR community resources, (4) shop in German stores, and (5) understand the legal aspects of living in Germany. The programs are competency-based, multi-media programs that utilize two delivery systems: first, a mass media approach with AFN radio and <i>Stars and Stripes</i> newspaper and, second, Army education centers. The programs were tested and formatively evaluated in controlled settings. The findings in this report subsequently served as the database for decisions regarding modifications for program revisions.				
14. SUBJECT TERMS Life coping skills Instructional development Formative evaluation			Mass media Multi-media training	
15. NUMBER OF PAGES 83			16. PRICE CODE --	
17. SECURITY CLASSIFICATION OF REPORT Unclassified	18. SECURITY CLASSIFICATION OF THIS PAGE Unclassified	19. SECURITY CLASSIFICATION OF ABSTRACT Unclassified	20. LIMITATION OF ABSTRACT Unlimited	

LIFE COPING SKILLS IN U.S. ARMY, EUROPE PILOT PROGRAM

CONTENTS

	Page
INTRODUCTION	1
Design of Pilot Program	1
Objectives for Prototype Material	6
PILOT PROGRAM	8
Pretest	9
Script	11
VISUALS FOR SCRIPT	36
PRACTICE EXERCISES	50
FINAL ASSESSMENT	58
READER INFORMATION	63
COPING CONTEST	74

LIST OF FIGURES

Figure 1. Sneak preview	38
2. Here are Strac Willie and Doctor Zap	39
3. Here is the page Doctor Zap uses to find the right train to take	40
4. Ticket vending machine	41
5. Validating your ticket	42
6. Do you recognize these signs and symbols?	43
7. Maybe you call this "The Strass"	44
8. Do you recognize our friends on the "Strass?"	45
9. The display board looks pretty big to Chester	46

CONTENTS (Continued)

	Page
Figure 10. The information on the signs over the platform and on the side of the train helped the "secret agents"	47
11. More signs!	48
12. AHA!	49

LIFE COPING SKILLS IN U.S. ARMY, EUROPE PILOT PROGRAM

INTRODUCTION

Design of Pilot Program

The research on life coping skills completed during 1980-81 identified a set of high priority life role demands faced by first-term enlistees in USAREUR. The demands selected met the criteria, that all are

1. faced by at least half of the first-term enlistees in USAREUR,
2. moderately to extremely important to successful adaptation to USAREUR,
3. not adequately addressed by current USAREUR programs, and,
4. problematic for many first-term enlistees.

For each of these life role demands a need exists for training materials designed specifically to teach soldiers how to cope with aspects of their lives within the USAREUR environment. In addition, these materials must be delivered to large numbers of those needing training in a cost effective manner.

During FY 81-82 competency-based training materials will be designed, developed, tested and evaluated for eight of the identified life role demands. The design of these materials will be based on the results of the testing of the prototype materials included in this deliverable.

The characteristics of competency-based instruction incorporated in the prototype materials include

1. Desired outcomes, instructional activities, and assessment measures are based upon relevant life-role demands.

2. Competence is demonstrated through successful performance in life-role activities conceptualized as having three dimensions:
 - a. the area of life with which it is primarily concerned-- consumerism or leisure;
 - b. the specific skills within major categories of generic skills (e.g., reading, computation and problem solving); and
 - c. the affective attributes which serve to facilitate successful coping (e.g., values, attitudes, and emotion).

In order to perform the tasks needed to meet the life-role demands, a variety of skills and affective attributes must be combined and applied to the given situation.

3. The outcomes of objectives will be
 - a. explicitly stated for the trainee;
 - b. the basis for the instructional and assessment activities.
4. Time will be flexible in terms of how long an individual takes to achieve competence and in terms of the frequency with which a person has the opportunity to work toward competence.
5. A variety of instructional activities will be incorporated into the training materials from which a soldier can choose in his/her pursuit of competence.
6. Assessment will utilize diverse techniques. Paper and pencil tests will be used only when applicable. In most cases, competence will be evaluated through the use of applied performance measures.

It is obvious that traditional instructional materials implemented through traditional delivery systems are not effective in reaching the

large number of soldiers who lack the life coping skills needed to adapt successfully to USAREUR. A review and critique of possible media and delivery systems has resulted in the development of a combination of audio and print prototype materials. These media can be implemented through several delivery systems in a cost-effective way.

The potential delivery systems for the life coping skills in USAREUR training materials include

1. Combination of AFN-radio and the Stars and Stripes newspaper.

In order to reach the largest number of soldiers, a mass media approach is suggested. Most soldiers both have access to and, in fact, make use of AFN-radio and the Stars and Stripes.

2. Incorporation of materials into existing programs offered through USAREUR agencies.

The audio tapes and print masters will be made available to current programs such as BSEP, High School Completion, Headstart, ESL, the ACS counseling/training programs, and similar programs offered by the USO, Red Cross, Chaplain, or Mental Hygiene Clinic, for examples. This would be quite feasible because of the comparatively low cost of reproduction, especially when compared with video or other projected media.

3. Addition to the collection of materials available at Learning Resource Centers, MOS libraries, and local base libraries.

The audio-print life coping skills materials will be available for use at these facilities and/or for check-out and use at home. Precedence for both of these procedures exists. In this way, individual soldiers could make use of the materials on their own time. Also, first line supervisors, training NCOs and other concerned unit personnel would have access to the materials for use as they see fit as with MOS-related and academic materials available from these facilities.

Development of training materials designed specifically for soldiers in USAREUR requires an understanding of the characteristics of the trainees. Data collected during 80-81 allowed for some generalizations about characteristics of first term enlistees that have been considered in the design and development of the prototype materials. Among these are

1. Soldiers often do not seek out services, but rather tend to try to learn things on their own or informally through peers, their NCOs, family or friends.
2. Many soldiers either lack the time or experience conflicts with duty assignments which preclude their enrollment in classes and/or their use of many agency services.
3. Soldiers tend to use those services which are most accessible to them in terms of location and time.
4. Many soldiers have limited reading ability, dislike reading, and/or do not learn well from print-only instruction.
5. Soldiers are most receptive to training which is based on real-world needs and which has a "hands-on" orientation.

6. Many programs/materials used to assist soldiers in acquiring life coping skills are not effective/efficient because of one or more of the following reasons:
 - a. They have limited availability and/or accessibility in terms of numbers, time and location.
 - b. Costs of purchase and/or reproduction are prohibitively expensive.
 - c. They require sophisticated hardware in their use.
 - d. They can be used only under the direct supervision of a trainer/instructor.
 - e. They have been developed with civilians and/or CONUS in mind and, therefore, lack the USAREUR-specific content vital to some topics.

The prototype materials that follow

1. have been developed for first term enlistees in the USAREUR environment;
2. were designed for specific trainee characteristics of the first term;
3. will reach a large number of soldiers in a cost-effective manner.

OBJECTIVES FOR PROTOTYPE MATERIALS

LIFE ROLE DEMAND: Utilize Public Transportation System in Germany

<u>Objectives</u>	<u>Skill Areas Addressed*</u>
Calculate/compare the cost of using available forms of public transportation in the host nation.	Computation
Select the mode of travel (tour, POV or public transportation) which best meets personal needs.	Problem solving
Know what agencies provide services related to travel in the host nation.	Identification of facts
Select appropriate behavior while working/traveling on duty status on the economy.	Interpersonal skills
Know the location of train stations, Strassenbahn stops, bus stops and taxi stands.	Identification of facts
Read a map to see where buses and Strassenbahns go.	Reading
Read a German train schedule.	Reading
Read the Strassenbahn and German bus schedules.	Reading
Calculate the fastest way to get where you are going.	Computation
Calculate the cheapest way to get where you are going.	Computation
Plan a trip from where you live to another city in Germany.	Problem solving
Calculate how long it will take to get to another city.	Computation

*The skill areas are those used by APL in their model of Functional Competency.

Objectives

Skill Areas Addressed*

Read signs that are used on trains, buses, and Strassenbahns.

Reading

Know the rules and regulations when using trains, buses, Strassenbahns and taxis.

Identification of facts

Know terms in German that are used with transportation.

Identification of facts

PILOT PROGRAM

PRETEST

ARE YOU FIT TO BE A SECRET AGENT?

Find out your "007" rating. To be a secret agent you must be able to get around. Can you find your way around Germany?

	Yes	No	Yes	No
1. Can you find a Strassenbahn, bus, and taxi when you need one?	<input type="checkbox"/>	<input type="checkbox"/>	<input type="checkbox"/>	<input type="checkbox"/>
2. Do you know where the Bahnhof is?	<input type="checkbox"/>	<input type="checkbox"/>	<input type="checkbox"/>	<input type="checkbox"/>
3. Can you read a map to see where buses and Strassenbahns go?	<input type="checkbox"/>	<input type="checkbox"/>	<input type="checkbox"/>	<input type="checkbox"/>
4. Can you read a German train schedule?	<input type="checkbox"/>	<input type="checkbox"/>	<input type="checkbox"/>	<input type="checkbox"/>
5. Can you read the Strassenbahn and German bus schedules?	<input type="checkbox"/>	<input type="checkbox"/>	<input type="checkbox"/>	<input type="checkbox"/>
6. Do you know the fastest way to get where you're going?	<input type="checkbox"/>	<input type="checkbox"/>	<input type="checkbox"/>	<input type="checkbox"/>
7. Do you know the cheapest way to get where you're going?	<input type="checkbox"/>	<input type="checkbox"/>	<input type="checkbox"/>	<input type="checkbox"/>
8. Can you plan a trip from where you live to another city in Germany?	<input type="checkbox"/>	<input type="checkbox"/>	<input type="checkbox"/>	<input type="checkbox"/>
9. Do you know where to go to get help or information about getting around in Germany?	<input type="checkbox"/>	<input type="checkbox"/>	<input type="checkbox"/>	<input type="checkbox"/>
10. Can you figure out how much it costs you when you use the train, bus, taxi, and Strassenbahn?	<input type="checkbox"/>	<input type="checkbox"/>	<input type="checkbox"/>	<input type="checkbox"/>
11. Can you figure out how long it will take to get to another city?	<input type="checkbox"/>	<input type="checkbox"/>	<input type="checkbox"/>	<input type="checkbox"/>
12. Do you know what the signs mean that are used on trains, buses, and Strassenbahns?	<input type="checkbox"/>	<input type="checkbox"/>	<input type="checkbox"/>	<input type="checkbox"/>
13. Do you know the rules and regulations when using trains, buses, Strassenbahns and taxis?	<input type="checkbox"/>	<input type="checkbox"/>	<input type="checkbox"/>	<input type="checkbox"/>
14. Do you know how to act when using public transportation?	<input type="checkbox"/>	<input type="checkbox"/>	<input type="checkbox"/>	<input type="checkbox"/>

For each "Yes" you marked, give yourself 1 point. Add up your score and find out your "007" rating.

- 0 - 2 = 000 You need help fast---be sure to listen to the radio program. Use the information and activities below for help.
- 3 - 5 = 001 You're getting the basics but you need more practice--keep trying. The radio program and the following information will help you a lot.
- 6 - 8 = 003 You're doing okay. On a train you can probably make it. Listening to the radio program and going over the following information will increase your ability to get around.
- 9 -11 = 005 You're almost qualified to be on your own. But, why don't you see what else you can pick up from the radio program and the following information.
- 12-14 = 007 You're ready for your own secret mission! See if you can catch any mistakes the secret agents in the radio program have made. Can you do all of the activities below?

SNEAK PREVIEW

Here's your chance to get some inside information! This week's episode of "DOING IT IN DEUTSCHLAND" is called THE MUNICH CONNECTION. The characters in this caper are:

Strac Willie: You probably know someone like Willie. He's always ready for an adventure. In fact, he'll jump in with both feet before he's sure of what he's doing! So, of course, he immediately accepts a secret mission from "Contact."

Doctor Zap: A fella like Doctor Zap is a good friend to have around! He's a fountain of knowledge with all the facts at his fingertips--that is when he can find them in his satchel! Luckily for Strac Willie, Doc could help them make their Munich Connection.

Chester Boondoggle: We all have a little Chester Boondoggle in us! He manages to get himself into a mess every now and then--but he's a good, loyal friend. He also likes to take every opportunity to get away (TDY?)--thus his nickname "Boondoggle." He couldn't turn down a trip to Munich, could he? Even if he didn't know why he was going!

You will meet this fearless threesome and find out about their secret mission on AFN radio.

[SEE FIGURE 1]

Listen to THE MUNICH CONNECTION and find out all you need to know to get around in Germany. As you listen, use the pictures and information on this page. When the program is over, the information and activities on the following pages will help you become an expert on using public transportation wherever you live in Germany.

SCRIPT

THE MUNICH CONNECTION

(Second Draft - Script for Using Public Transportation)

[In on Music - fade] Signature Tune for "Doing it in Germany"

Voice 1: [Male voice] Sure wish I could figure out how to get to that concert!

Voice 2: [Female voice] How about that?! I got us here.

Voice 3: [Female voice] Yeah, we got lost twice and we're 20 minutes late.

Voice 4: [Male voice] Let's see, bus #4 will take me from here to Marienplatz. Then I can change for bus #10. That will take me to Greisheim Tor. From there I can catch three different Strassenbahn lines to the Sportzplatz. That's simple!!

Voice 5: [Male voice] If the whole group of us goes, maybe it would be just as cheap to rent a car. But then, maybe there's a special group fare.

[Music - Signature tune
up 10 sec., then fade
under]

INTRODUCTION:

Narr: Have you ever had to take the German streetcar from one part of the city to the next? Have you ever taken the bus from the Kaserne to the downtown shopping district? Did you ever hail a taxi, tell the driver to take you to the train station and then sit hunched over the front seat worriedly watching the meter tick away? Maybe you've taken a trip on the train that turned out to be more of an adventure than you bargained for?

Well, you may have done all of these things, and very successfully too--but I would be willing to bet you never did any of them while undertaking a secret mission, like my friends in The Munich Connection.

Narr
Con't:

Of course then, you would say that my friends managed so well because there were three of them. What, with one of them an expert detective, the other always "right on top" of things with the information, and Chester Boondoggle [chuckle]. Well, Chester. Now there's an all right fellow. In fact he reminds me of myself sometimes [chuckle].

All of my friends, Strac Willie, Chester Boondoggle, and Dr. Zap appear in the special issue of your Stars and Stripes. You will be able to meet them there and see why, with a little extra help from Strac's umbrella and Dr. Zap's satchel they were able to succeed so well.

What umbrella? What satchel? Well, you see, it all began one . . . [voice fade out]

Scene I

cross-fade

[fade in telephone
ringing]

Strac
Willie:

[officially]

Hello, Strac Willie speaking. At your service and ready to go!

[pause]

[loudly--excitedly]

Oh! Hi, "Contact."

[more softly]

I mean, hi, "Contact." What's up?

[softly still]

Yeah, sure, "Contact." You know I'm always ready, "Contact." Boondoggle's right here, and Dr. Zap's just a phone call away.

[pause]

[excited again]

Sure, I can handle anything, just give me the facts.

[whispering anxiously]

Hey! Boondoggle, throw me a pen quick. This is "Contact" on the line. Boondoggle!!

[back now to normal
voice]

Yea, "Contact," I'm with you. Shoot!

[pause]

Strac
Willie
con't:

YEAH!?? [pause] Okay, I mean right on,
"Contact." Gotch'a. We'll keep a lid
on it. Yes, we'll be on time.

[transition music]

Scene II

[SEE FIGURE 2]

[telephone ringing fades
in. It rings several
times.]

Dr. Zap:

[Telephone is abruptly
picked up on fourth
ring. In a pre-
occupied tone]

Hello, Dr. Zap here.

Strac
Willie:

[impatiently]

Zap, put your books away and get up out
of that overstuffed chair! It's gotten
so you look like just one more lump on it.

[with an air of
authority]

"Contact" called and we've got to get
movin'.

He gave me all the info and the go ahead
to call you.

[officially]

I've put you in charge of the trip plan.
I can only tell you this much . . . [fade out].

[transition music]

Scene III

[SEE FIGURE 3]

Dr. Zap:

[as if to himself]

Ah, let's see. Where's my satchel? I need
to have a look at my train schedule.

[mumbling]

Strac said to be at the main train station
by 3:15, no later. That's 1515 hours. Strange
that . . . considering If I could
just find my train schedule.

[rustling of papers--
stopping]

Ah, well, better take a taxi. That way
I'll get there early and reconnoitre.

[triumphantly]

Wait! Here's my train schedule. I really
have to remember to get a new satchel.
It's getting impossible to find anything
in this one.

Dr. Zap
con't:

Now let's see. Von Heidelberg Nach . . .
that's from Heidelberg to . . .

I want Munich. Here's Bruchsal, Frankfurt,
Karlsruhe, Mainz . . . here it is, München.
That's M-ü-n-c-h-e-n.

[fade out]

Narr:

[voce soto]

Many German cities sound differently when
you say their names in Deutsche. If you
refer to a German train schedule, you will
see many German cities as they are spelled
in Deutsche. Some of the spellings and
pronunciations may surprise you.

Dr. Zap:

[fading back in]

. . . München. Now, down the column under--ab--
are the departure times. Sure is handy the
way they use military time. Zug, that's
train. Now to see what type of train departs
between 1530 and 1600.

Yes, it's just as I thought. Strac was
thinking that we would catch the 1545--
but that's a Schnellzug. I've told him
before the Zug Nr. meant something. Now,
here's an Intercity Zug (IC 613) leaving
just 5 minutes earlier. And look at that.
It arrives an hour and 16 minutes ahead of
the D417, Schnellzug.

[fretting]

If they will just get here on time maybe
we could grab a beer.

[transition music]

Scene IV

Narr:

[voco soto]

Meanwhile . . .

Strac
Willie:

Whadda ya think, Boondoggle? My trench
coat or my German Loden coat?

Chester:

[pre-occupied; snd.
of things being
sorted--clink-
clink-plump]

I dunno. What difference does it make?

Strac
Willie:

[exasperated]

Plenty. For one thing, my new Borzolino
hat goes with the trench coat.

Chester: [curious] What Bor . . . , Borzo . . . , [pause] hat?

Strac Willie: [matter o'factly] The one Signor Rizzi sent me. You remember Signor Rizzi, the hat maker.

[bragging] I single-handedly rescued his bambino when he climbed that tree and couldn't come down. That was when "Contact" sent us to Italy.

Chester: [ignoring his bravado, very matter o'factly] You've got spaghetti sauce stains on your trench coat.

Strac Willie: [miffed, and just noticing Chester's pile on the floor] Boondoggle, what are you doing with that tape deck and all those cassettes!

Chester: [cautiously] You put me in charge of supplies, didn't you? Maybe we'll get lonely or . . .

[quickly] have to tape a secret message.

Strac Willie: Well, I'm not carrying anything! I've got enough to worry about.

[to himself] I think I'll just sponge off these stains. This Borzolino looks really hip.

[snds. of things being piled up]

Strac Willie: Boondoggle, this is ridiculous! You can't carry all of this. What are you going to do with pillows, a life preserver, a flashlight, a telescope, K-rations, . . .

[finally] a box of Hershey bars!

Chester: [defensively] Well, you never know. You won't tell me anything other than we are going to Munich. Besides, we can take a taxi.

Strac Willie: A taxi! Have you any idea what that would cost?

Anyway, "Contact" is slow about reimbursing us.

Chester: [perplexed] How are we going to get there, then?

Strac
Willie: [knowledgeably] Let me have a look at this map. Hum . . . we're in Schwetzingen--so we can take bus #20 to Eppelheim . . . and then the #2 streetcar to Betriebshof. We can walk from there.

Chester: [confused] That'll be just as expensive as the taxi, and we'll have to pay twice.

[upset] Besides, how will I get all of this on and off--twice!

Strac
Willie: [knowledgeably again] It won't be more expensive. Bus and streetcar are just about the cheapest way to travel in Germany.

And we just have to pay once, cuz the same ticket is good for both the bus and streetcar.

Chester: Okay, okay. Hey! I've got an idea about the supplies.

Strac
Willie: [guardedly] What . . . ?

Chester: Your new R&R bag! I'll use your new R&R bag and put it on my collapsible baggage cart.

Strac
Willie: [protectively] My R&R bag?

[sarcastically] Now I've got two of you with bags of junk.

Chester: Strac, don't you think we ought to take your umbrella? It'll probably rain, and you never know what kind of a jam we'll run into.

[transition music]

Scene V

[City or town street
snds., footsteps of
2 people walking, a
squeaky wheel turning--
fading down & running
underneath voices]

Strac
Willie: Boondoggle, watch where you are going with that cart. You almost ran over my new boots. And why didn't you oil that wheel?!

[pause]

Strac
Willie
con't: There's the bus stop,--thank goodness!
That wheel is driving me nuts.

Chester: [sound effects
 slowing] Where?

Strac
Willie: There. We just have to stand by that post
with the sign on it.

Chester: What sign?

Strac
Willie: [sound effects
 slowing] The yellow one shaped like a thermometer.
See the one outlined in green with the "H"
in the circular part? Right there.

 Here comes the bus now!

 [snd. of bus arriving]

Strac
Willie: Boondoggle, you'll have to get on at the
rear door since you have that clumsy thing.
I'll enter at the front and buy tickets
for us both.

Narr: [voco soto] Strac Willie is buying tickets from the
driver, but you could buy them from the
vending machines provided at each stop.
Directions for use of these machines can
be found in the Stars and Stripes insert.

 [snds of the bus
 moving] [SEE FIGURE 4]

Strac
Willie: Here's your ticket. Now stamp it in that
machine.

Chester: What?

Strac
Willie: Stamp it. If you don't you could be charged
20 DM.

Chester: What machine? Where?

Strac
Willie: That box there on the pole--with Entwarter
written on it. Turn your ticket so that
the arrow faces up, and is pointed at the
machine. Then just slip it in the slot.
A bell will ring to let you know it's
stamped.

 [bell rings]

Strac
Willie
con't:

Here do mine, you're closer.

[bell rings]

Chester:

That's neat! What is the name of that machine?

Strac
Willie:

Entwerter, E-n-t-w-e-r-t-e-r.

[transition music]

[SEE FIGURE 5]

Scene VI

Dr. Zap:

Taxi! Here! Yes, I called. Ich möchte zur Bahnhof.

[pause]

Ya, ya. That would be the Hauptbahnhof.

[pause]

Oh! You speak English.

I would like to go to the main train station. Did I say that correctly--Ich möchte zur Bahnhof?

Yes, of course, the main station, der Hauptbahnhof.

Could you tell me first how much that would cost? I want to make sure that I have enough money.

Yes, I have plenty. Thanks.

[snd. of car pulling away]

Scene VII

Chester:

[snds. of the city]

Well, the least you could of done was help me down from the bus. I never would have fallen if you'd helped me. It wouldn't have gotten you dirty to just give me a hand with the cart.

Strac
Willie:

Hurry up, Boondoggle, and get those things picked up. According to my pocket schedule, the next Strassenbahn comes in six minutes.

Chester:

Strashisbone, I thought we were taking the streetcar. How far is it to the stop?

Strac
Willie:

We are taking the streetcar. Strassenbahn is the German word for streetcar.

And the Strassenbahn stop is just over there. You can see the sign from here.

[compromising]

I suppose I can use my handy umbrella handle and help you with a few of these things.

Chester:

Thanks, Strac! But I still can't see the stop.

Strac
Willie:

Yes you can. It's the yellow sign on the pole where that lady and man are standing.

Chester:

I thought that was a bus stop sign.

Strac
Willie:

Yeah, they do look alike. They both are outlined in green and have an "H" written on them. But the sign for the streetcar is completely round. And remember the bus stop is shaped like a thermometer. Come on. We'd better get going.

[snds of the city]

[SEE FIGURE 6]

[footsteps on pavement
now, slowing, coming
to a stop]

Strac
Willie:

[city snds., con't]

The Strassenbahn ought to be here.

Maybe I didn't read my schedule right.

I'd better check the one posted here--
we're going to be late.

Chester:

What's wrong, Strac? Why are you frowning?

Strac
Willie:

I guess I made a big mistake. I was reading the times for the wrong Strasse line.

Speaking of Dr. Zap. He'll be looking for us soon--and after I told him not to be late.

Chester: What's wrong, Strac? What are we going to do?

[pause]

Strac
Willie: Whew! Now I get it! I was really worried there for a moment.

Chester: What do you mean?

Strac
Willie: At first I didn't understand how to read the schedule. Now I get it. You read straight across. But see where it jumps from 0650 to 1950? At first I panicked. I thought there were no Strasses between those times. See the "Alle 10 Minuten?" That means between 0650 and 1950 they run every 10 minutes. So it's no problem. We're good.

Chester: Here comes the number 2 now! I hope there are seats.

[snd of streetcar arriving] [SEE FIGURE 7]

Strac
Willie: You'd better get on at the back door again. I will too, since I already have tickets.

You go first--I don't want you to get me dirty with that cart.

Don't just stand there! Push that button on the right. The back doors don't open by themselves.

[doors opening, snds. of boarding]

Chester: I guess I have to stand since I have this cart.

But, there's a seat for you, Strac.

Strac
Willie: [Strassenbahn pulling away] We don't have that far to ride. Besides, if I take that seat I may just have to get up.

Chester: Why?

Strac
Willie: That seat is for handicapped persons. The sign above it, s-c-h-w-e-r-b-e-s-c-h-ä-d-i-g-t-e, means that it's reserved for them.

You have to get up if someone handicapped needs the seat.

Chester: So that's what the picture of the seat with the cross (+) above it means.

[bells rings, Strassenbahn comes to a stop, doors open, people board, doors close, Strassenbahn pulls away] [SEE FIGURE 8]

[fade-in, loud music]

Strac [to himself] Where's that loud music coming from?
Willie:

[then] Boondoggle, is that you playing that tape deck?!

Chester: [music lower] Yeah, sure. This is my favorite tune. I'm trying to learn the words.

Strac C'mon, be cool. We don't want to call
Willie: attention to ourselves in this business. Besides, it's not happenin' to blast that thing. Maybe everybody doesn't dig that tune.

It's certainly not my favorite!

[music out]

Chester: Okay, okay. Anyway, this is our stop coming up.

Strac [snd. of Strassenbahn] It is! Already! Say man, quick, push that
Willie: red button over there.

Chester: Say what . . . ?!

Strac The one with Halt Fahrgastwunsch written
Willie: above it. That'll let the driver know to stop, in case there aren't people waiting at the stop to board.

[bell rings]

Chester: Done.

Strac C'mon, let's get by the door. We gotta
Willie: get all that gear off.

Chester: Say, Strac, what's this white button on the pole for?

Strac
Willie:

Oh! That's if the door doesn't open automatically. It's like "open sesame" man--you push it and the door opens.

[Strassenbahn stops,
door opens, city
snds.]

Strac
Willie:

I'd better give you a hand, or we'll be all day. These things pull off quickly. They wait for no man, or woman, or child, or . . .

Chester:

Thanks, Strac! Are you going to help me carry some of this? It gets heavy walking.

Strac
Willie:

[city snds.]

I didn't tell you to bring all this stuff, Boondoggle. Isn't that why you brought the baggage cart? Anyway, it's not far.

[transition music]

Chester:

[footsteps, squeaky
wheel]

This is sure a busy place.
DB Deutsche Bundesbahn--German Federal
Railroad.

Hey! Isn't that Dr. Zap over there getting out of the taxi?

Strac
Willie:

Yeah, it sure is. Let's catch up to him.

[footsteps (1 pr.) run-
ning, footsteps (1 pr.)
walking quickly, squeaky
wheel]

Strac
Willie:

[footsteps, squeaky
wheel stopping]

Hey, Dr. Zap!

Dr. Zap:

[aloud to taxi driver]

Eine Quittung, bitte.

Strac
Willie:

What's that, Dr. Zap?

Dr. Zap:

A Quittung. I'm asking the driver for a receipt. Although I don't know why. By the time "Contact" gets around to reimbursing us, what differences does it make?

Dr. Zap
con't:

[continuing w/out
pause]

Hey, Strac, you've still got those
spagetti stains on your coat.

I'm glad you're here a few minutes early.
I read the train schedule more carefully
and found out that we could take another
train.

There's an Intercity train leaving just
5 minutes before the train you were thinking
about.

[three pairs of footsteps
walking away, squeaky
wheel snd. running
underneath]

Strac
Willie: [getting excited]

Five minutes! C'mon, Zap, what difference
does 5 minutes make?!

Dr. Zap: [unperturbed]

A big one. Especially if you're talking
the difference between an Intercity and
a Schnellzug. To be precise, you're talking
an hour and 16 minutes. We'd arrive at
1910 instead of 2026. I just wanted to
check with you to make sure "Contact" would
spring for the extra cost.

Strac
Willie:

I don't know, man, but "Contact" is
expecting to meet us at 2026.

Dr. Zap:

That's okay about the extra cost. I think
we can get a break on the tickets anyway.
I read about something called a mini-
group fare.

We can ask about it at information.

Strac
Willie:

Where's information?

Dr. Zap:

Just look for a desk that says Auskunft.
There's a symbol for it too. You've
probably seen it--a dotted "i" in the middle
of a darkened circle.

Hey, where's Chester Boondog . . . ?

[footsteps stop abruptly,
also squeaky wheel]

Dr. Zap
con't: [incredulously] You're kidding me! Is he with us? Are we going to the same place?

[now warningly] Strac, what are you up to?! What are we getting into?! I don't think you told me enough about this.

Strac
Willie: [quickly] Don't get excited. Boondoggle's in charge of supplies. He's just over done it, that's all.

Chester: [defensively] Well, you never know. We may have to camp out and I need my pillow to get to sleep.

Dr. Zap: [just clipping him] Okay, okay.

We'd better get in and look at the schedule display board.

We're running out of time.

I still have to find out about the group fare.

[3 prs. of footsteps hurrying away, one squeaky wheel]

Scene VIII

[SEE FIGURE 9]

Chester: [to himself] Boy! The schedule sure is big. No problem seeing all the trains on that.

[to Strac & Dr. Zap] There're two of them! But one's white and one's yellow.

Dr. Zap: The yellow's for "Departures"--Abfarht and the white's for "Arrivals"--Ankunft.

Strac
Willie: [sheepishly] Yeah, Zap, I see the "IC" and "D" by the train numbers. IC for an Intercity train, and "D" for a Schnellzug. I guess it can make a difference.

While we're at it, tell me again about the other symbols.

Dr. Zap: Well, there really are a lot, let me see if I can find my explanation book.

Dr. Zap con't: [rustling papers] Ah, here we are. The main ones to worry about are the types of trains.

On your schedules the fast ones like the Eilzug and the Schnellzug are written in red.

Narr: [voco soto] You can find out about all these types of trains in your Stars and Stripes insert.

Dr. Zap: [continuing] The one written in black is what you have to watch out for. That's the slow one. It stops at each village along the way.

The other two that you'll see in red are the TEE, Trans Europe Express; and the IC, Intercity. They're both very fast trains, but they cost more.

Sometimes the TEE has a name like "The Austria Express."

Chester: Is that something like the Orient Express?

Strac Willie: [sarcastically] Yeah, Boondoggle, only 30 years later.

Dr. Zap: [ignoring them & continuing] The thing you have to remember about most of the fast trains is there is a surcharge.

It's all kind of confusing but places like the USO, ACS, and RTO publish easy-to-read booklets about it. It might be a good idea to get one.

Chester: [interrupting] Why does the train schedule have these forks and knives, and beds on it?

Hey, Dr. Zap, there's even a wine glass on it.

Dr. Zap: Those symbols tell you what's on the train, like dining cars, or buffet cars, or just snacks.

The crossed fork and knife means there's a dining car, and the wine glass tells you there's both dining and drinking. If you see a crossed fork and knife with a box around it, then the train just has snacks on the buffet cart.

Dr. Zap
con't:

Now, if you're going on a long trip, you'll be glad to see that bed. Then you know there's a sleeping car.

Chester:

You mean like on the Orient Express?

Dr. Zap:

Chester, that was a movie, but you get the picture.

[to himself]

Hey, that was clever.

Let's make sure that we have all the facts.

Zeit--1540, Zug Nr.--IC613, In Richtung--
I know that's Munich, and Gleis--that's
track 7a and b.

Strac, you and Chester meet me by Gleis 7a.
I'll run and get the tickets.

[1 pr. of footsteps
walking quickly away]

[to himself, still
walking]

I guess I can get that group fare information
at the Fahrkarten window.

I don't have time to go to information--
won't have time for my beer either.

[footsteps, slowing]

Hmmm, Fahrkarten Ausland, that's for purchasing
tickets to leave Germany.

Where's In . . . , there it is. Fahrkarten
Inland. We're not leaving the country.

[papers rustling]

Now where's my dictionary. I'll never
remember how to say everything.

This satchel is impossible. I really will
have to get another one.

[footsteps stop]

Oh well, I give up. There's almost always
someone who speaks English.

[pause]

Yes, I hope so. Do you speak English, please?
Oh good! I would like to buy three adult
fare tickets to Munich.

Narr: [voco soto] In case you can't find your dictionary, remember someone at the window usually speaks English. Or, check the Stars and Stripes insert. We have prepared an easy-to-read list of helpful phrases.

Dr. Zap: Yes, all return tickets--Hin und Zurück.

[pause]

Second class for the 1540. Should I reserve seats? [pause] Are they always reserved on IC? [pause] I didn't know that.

[pause]

How much more, please? Is that the surcharge for the IC? Oh, could we save money by getting a mini-group discount? Great!

Vielen Dank! You've been a big help.

[footsteps running away,
fading into]

[footsteps running to,
fading into]

[running footsteps,
slowing]

Dr. Zap: What are you two doing standing there? Get on the train--it leaves in four minutes.

Chester: Dr. Zap, you told us Gleis 7a and b and here we are. But we weren't sure it was the right train.

Dr. Zap: Jimme! What do you think that Zug Nr. on the schedule board was for?!

Zug Nr. means train number--the trains have numbers. Just look on the side of the train.

Chester: But all we saw was a 1 and 2. The board said Zug Nr. IC613.

Dr. Zap:

Look you two. This really isn't difficult. The German train system is really very well marked.

First, along side each track is a hanging sign that will list the train number, its departure time from this station, and its final destination.

Second, there's an identification card attached at either end of each car. Here you see the originating city listed first, and the name of the city where the train terminates listed last. In between are the names of the more important stops on the way.

The large 1 and 2 you see on each car tells which one is for first class and which is for second.

Now, let's get on!

[snds. of boarding]

[SEE FIGURE 10]

Dr. Zap:

Strac, you go ahead and find seats.

Chester, hand those things up to me. I still don't believe this! Pillows! What on earth! We'll never get through the aisle with this.

[-pause - snds. of groaning, sighing, uh! ouch!, etc.]

Dr. Zap:

I feel like I'm carrying 60 lbs. Try to hold the door with your foot, Chester, will you? Be careful, the train's starting to move. Let me get through. Now, come on!

[snd. of train moving]

Chester:

There's Strac. He's pointing to that compartment.

Strac
Willie:

I think this one is okay. There's only one lady sitting there.

Dr. Zap:

Did you ask her if the seats were free?

Strac
Willie:

No. I can see there's no one there.

Dr. Zap:

Still, it's a courtesy to ask.

Strac
Willie:

You ask. I don't know how.

Dr. Zap:

Ist diese platz frei?

[pause]

Thank you.

C'mon fellas, let's get settled. We have to get all of these bags out of the way. I'm exhausted fooling around with you two.

[fade in transition
music, snd. of the
train rolling along
--low]

Dr. Zap:

Ah! This is more like it. Comfortable seat, nice view, beautiful country-side,
. . . zzzzzzzzzzzzzzzzzzz.

[up on transition
music]

Scene IX

Chester:

Hey, Dr. Zap, wake up! The conductor's here. I think he wants to see the tickets. He said Fahrkarten.

Dr. Zap: [waking up]

Huh! Uh! Oh! Yes, Fahrkart. Here you are.

[pause]

[to himself]

Now, I can get back to important matters
. . . zzzzzzzzzzzzzzzzzzz.

[brief pause of train
rolling along]

Strac
Willie:

Dr. Zap. Dr. Zap! Dr. Zap!!

Dr. Zap: [groggy] Huh, wha . . . , what's up?

Strac
Willie: I need a light.

Dr. Zap: [more awake] What?!

Strac
Willie: I need a light. I'm sure you got matches in that satchel of yours.

One of these days all those papers are going to go up in smoke.

Just move over a taste. The bag's wedged between you and the seat. Just let me get the bag--I'll find the matches.

[snds. of rustling papers]

Strac
Willie: I ought to take out fire insurance on Dr. Zap. He's a walking hazard with this bag.

Chester: Say, Strac, what are you doing? You can't smoke in here.

Strac
Willie: Sure I can.

Chester: But I thought you couldn't smoke on German transportation.

Strac
Willie: No, that's only true for Strassenbahns and buses.

On trains you can smoke on any cars where it says raucher. It's usually written below a symbol of a cigarette burning.

If you see Nichtraucher, that means no smoking. The symbol for that is the same cigarette burning, only on a white background with a slash mark through it.

That sign on the door means I can smoke. So if you will excuse me

Chester: [crackling paper] Sure. And I think I'll have a Hershey bar.

Strac
Willie: Now, that's a flash of brilliance, Boondoggle.
I think I'll have one too. But first put
your trash where it belongs. There's a fine
for littering.

[transition music]

Scene X

Strac
Willie: Dr. Zap, wake up, wake up.

Dr. Zap: [groggy] What now?

Strac
Willie: We're only 20 minutes from Munich and
Boondoggle's not here.

Dr. Zap: [still sleepy] Well, where is he?!

Strac
Willie: He left about a half hour ago to go to the
restroom. He hasn't come back yet.

Dr. Zap: I'll go and look for him. I need to wash
my face anyway.

[pause]

[snd. of train moving]

Dr. Zap: [coming upon Chester] What are you doing standing here? You didn't
come back. We got worried.

Chester: I just went for a walk. I wanted to see
what the rest of the train looked like.

Did you know that they have a bar car, and
an observation car in addition to a dining
car?

Dr. Zap: I knew they had a dining car--remember we
saw the symbol for it on the train schedule?

Chester, you still haven't told me why you're
standing here.

Chester: I'm waiting for a free restroom.

Dr. Zap: What's wrong with that one?

Chester: A lady came out of there.

Dr. Zap: So?

Chester: Well, there's a man in that one.

Dr. Zap: So?

Chester: I'm waiting for the man to come out.

Dr. Zap: [at his wit's end] What are you talking about?

Chester: I'm waiting for the mens' room to be free.
Do you use ladies' rooms, Dr. Zap?

Dr. Zap: Chester! Toilets on trains are not mens' rooms and ladies' rooms. Everybody uses whatever is free.
Listen, why don't you just keep waiting. I'll use this one. I'm in a hurry!

[door opens] Say, what are you doing with that bottle?

Chester: I was thirsty. I thought I would fill it up.

Dr. Zap: You can't drink that water. See that faucet with the "X" across it? It's only for washing. Now, don't fool around and get sick. We've enough to worry about.
And you'd better hurry. You can't use the WC when the train is stopped and we'll be stopping in a few minutes.

[snd. of door clicking shut]

[snd. of second door opening/pause/clicking closed]

[snd. of train moving]

Dr. Zap: Isn't Chester back yet?

[snd. of train stopping]

Strac
Willie: No, I was beginning to worry about both of you.

[snd. of someone knocking on window]

Dr. Zap: That's strange.

[knocking more insistent]

Strac
Willie &
Dr. Zap: What's that?

Strac
Willie: Look, it's Boondoggle out on the platform.

Dr. Zap & Strac
& Willie: [to each other] What's he doing out there?

Dr. Zap: He's trying to tell us something.
[snd. of window lowering]

Chester: Quick you guys, hand me the things out!
You'd better hurry.

Strac
Willie: Are you nuts? Get back in here!

Chester: But . . . , but . . . , this is our stop.
See, it says München.

Dr. Zap: Chester, that says München-Ostbahnhof.
We want the main train station--the
Hauptbahnhof.

Quick! Get in here. The train's starting!

Chester: Hey! Hey! Help, Strac!

Strac
Willie: Hold on, Boondoggle. I'll get you. Thank
goodness for my umbrella.

Narr: Umbrella? How's that going to save Chester
Boondoggle?

You can see how in your special issue of
the Stars and Stripes. Look for the
insert titled "Doing it in Germany."

[SEE FIGURE 12]

Narr
con't:

In fact, you can see and meet everybody--
Strac Willie, Chester Boondoggle, and
Dr. Zap.

You'll also find lots of good information
there about transportation in Germany.
You'll even find some fun activities to
do, and the chance to participate in our
"Doing it in Deutschland" contest.

[snd. of train slowing]

Dr. Zap:

Ah! Munich at last!

Sure hope "Contact" is here. I think I'm
going to retire.

Couldn't stand another trip with you two.

Strac
Willie:

I hope he's here, too. He said he would
give us the rest of the details at the
Bahnhof.

[train stopping - snd.
of doors opening -
shouting, bustle]

Strac
Willie:

Heave ho!, guys. Let's get this stuff off.
I want to find "Contact."

Chester:

Look there's "Contact." He's waving!

Contact:

How was the trip fellas?

Dr. Zap:

Don't include me. I retired.

Contact:

Well, you can't retire until after the
celebration.

Strac,
Chester
& Zap:

What celebration?!

Contact:

The Oktoberfest. Why do you think I wanted
you to come to München?

[silence]

Contact:

[with much self-
satisfaction]

You did such a fine job on that caper in
Italy, I thought I would treat you.

[silence]

Dr. Zap: Are you treating us to the cost of our train fares, too?

Contact: No.

Strac,
Chester,
& Zap: [much moaning and complaining]

Contact: [interrupting] But, I am treating you to a week-end at the Oktoberfest--with all the beer you can drink!

Strac
Willie: [snd. of hand] All right!

Dr. Zap: slapping and My beer, finally!

Chester: commotion] You're really swell, "Contact!"

Contact: And Chester, you can store that junk at the Gepacke Aufbewahrung.

Chester: What's that, "Contact?"

Contact: It's the temporary baggage check. And, I'll even pay for it!

[fade in theme music]

VISUALS FOR SCRIPT

THE MUNICH CONNECTION

Tailing the Secret Agents

Listen as the fearless threesome try to complete their mission. You can keep track of their movements by using the following information. When Doctor Zap needs to read important schedules and signs, look over his shoulder at the pictures below. When Chester Boondoggle has trouble understanding new German words and phrases, you'll have them right in front of you.




Figure 1

SNEAK PREVIEW



Figure 2

Here are Strac Willie and Doctor Zap. They're talking about their secret mission. The MUNICH CONNECTION on AFN-radio is about their adventure.



Fernverkehr

Von Heidelberg nach

→ 1. K 57 ← München und zurück → 1. K 86 ←

Ab	Zug	an	Bemerkungen	Ab	Zug	an	Bemerkungen
1.30 D	697	6.25		4.02 D	718	8.08	
2.45 D	217	7.24		5.43 D	616	9.12	
4.21 D	711	8.52	II	6.43 D	614	10.12	
4.57 D	219	9.00	II	7.00 D	814	11.07	Y
7.40 D	19	11.10		7.43 D	518	11.12	
8.40 D	111	12.10		8.43 D	69	12.17	§
8.54 D	765	13.04	Y	9.01 D	416	12.53	Y Stuttgart
9.41 D	597	13.10		9.01 D	416	13.40	Y
10.26 D	211	14.27	§	9.43 D	610	13.12	
10.40 D	117	14.10		10.43 D	612	14.12	
10.43 D	799	14.54	Y	11.43 D	516	15.12	
11.40 D	513	15.10		11.47 D	894	16.23	Y
12.41 D	599	16.10		12.43 D	518	16.12	
13.40 D	515	17.10		13.03 D	700	17.06	§
14.40 D	517	18.10		13.43 D	598	17.12	
15.40 D	613	19.10		14.00 D	798	18.21	Y
15.43 D	417	20.24	Y	14.43 D	118	18.12	
16.40 D	611	20.10		15.43 D	511	19.12	
17.40 D	519	21.13		16.43 D	596	20.12	
17.43 D	815	21.54	Y	16.51 D	28	21.06	Y
18.40 D	615	22.13		17.43 D	510	21.12	
19.41 D	691	23.13	§	18.43 D	594	22.12	
20.48 D	719	1.18	Y	18.43 D	59	23.47	Y Stuttgart
22.43 D	693	3.50	Y Stuttgart	20.52 D	716	1.15	Y
				21.08 D	218	1.25	
				23.10 D	216	3.28	
				23.30 D	894	3.51	

Figure 3

Here is the page Doctor Zap uses to find the right train to take. You can pick up a booklet with all of the trains to and from your city at the Bahnhof.

STREET CARS AND BUSES:

Your Ticket Around Town

BUYING YOUR TICKET

Strac Willie and Chester bought their tickets from a vending machine like the one pictured here. Many cities and towns have vending machines. In some places you may buy a ticket from either a vending machine or the driver on the bus or Strassenbahn. In other places, you must have a ticket before you get on.

TICKET VENDING MACHINE




Figure 4


VALIDATING YOUR TICKET

In many cities you must validate your ticket. You usually do this by using a machine found on the bus or streetcar. It is called the Entwerten. Just push your ticket into the slot of the machine. Usually a bell will ring when the ticket has been stamped.



Keep your ticket until the end of your trip. You must have a valid ticket at all times. If an inspector asks you for a ticket and you do not have one, you must pay a fine. The fine can be 20 DM--or more!

Figure 5



Bus Stop



Strassenbahn Stop



Reserved Seat
For Handicapped/
Elderly



Taxi Stop

Figure 6

Do you recognize these signs and symbols? They're the same ones our "Secret Agents" needed to know in order to use the bus and Strassenbahn.




Figure 7

Maybe you call this "THE STRASS." It is a Strassenbahn like those found in many German cities.




Figure 8

Do you recognize our friends on the "Strass?"
Notice the ticket validation machine, too.



Figure 9

The display board looked pretty big to Chester. Once you learn how to read it, it's really not very hard.

Figure 10

The information on the signs over the platform and on the side of the train helped the "secret agents." Be sure to check this information when you take the train.



Deutsche Bundesbahn



Information/
Auskunft



Smoking permitted

Smoking Allowed



No smoking

No Smoking Allowed



Drinking Water

Toilet

Don't Drink the Water



Baggage
check room

Baggage Storage

Figure 11

MORE SIGNS! These are the ones Strac Willie and his companions saw at the Bahnhof and on the train. Look for them the next time you use the DB!




Figure 12

AHA! Now you see how Strac was able to get Chester back on the train. Quite an umbrella, isn't it?

PRACTICE EXERCISES

DOING IT YOURSELF

You may not be a secret agent, but you still need to know how to get around in Germany.

Suppose you and some friends want to go to a Fleetwood Mac concert on Friday evening. You volunteer to be the Doctor Zap for the group.

[SEE FIGURE 13]

What are some of the things you need to know to accomplish the mission?

- MISSION:
1. Get yourself and three friends from Kleber Kaserne (23er Kaserne) where you are stationed to Friedrich Ebert Halle in Ludwigshafen in time for the concert.
 2. Get those same people back to Kaiserslautern in good condition.

You want to get to the concert in plenty of time. One way to plan your trip is to work backwards. The concert begins at 2000 hours. Let's say you want to get there 45 minutes to an hour before.

1. Friedrich Ebert Halle is in Ludwigshafen.
The map shows the Hauptbahnhof and Ebert Park.
About how far is it from the Hbf to the Park? _____ Km

You could walk, or you could take Strassenbahn Line 19 which will take you to the park entrance.
What stop should you get off at? _____

How long does it take to ride from the Hbf to the park? _____ min.

To get to the concert hall 45 minutes to an hour before the concert, what time would you catch Strassenbahn #19 from the Hbf? _____

What time would you arrive at the park entrance? _____

2. You need to get to the Ludwigshafen Hbf in time to take the Strassenbahn to Ebert Park. Find a train from Kaiserslautern that arrives in Ludwigshafen about 1900 hours.

a. What does the symbol $\frac{+}{-}$ mean? _____

b. Can you take the 18:18 train from K-town on Friday night? _____

c. What train will get you to the Ludwigshafen Hauptbahnhof in time to take the Strassenbahn to the concert hall? _____

Leave K-town at: _____

Arrive Ludwigshafen at: _____

3. Now all you need to plan is how you will get from Kleber Kaserne in Kaiserslautern to the K-town Hbf. The bus stop outside the kaserne is for Line #1 which goes to the Rathaus. From there it's a short ride on Line #8 to the main train station. Use the schedules to answer these questions.

Allow about 15 minutes to buy your tickets and find your train at the Bahnhof.

a. What time should you catch #1 at Kleber (23er kaserne)? _____

What time will you get to the Rathaus? _____

b. What time can you get the #8 from the Rathaus to the Hbf? _____

When will you get to the Bahnhof? _____

(Do you have at least 15 minutes to buy tickets and find your train? Good!)

GREAT! You've gotten your group to the concert and it was out of sight! Now to get home! This should be easy now that you've had practice, so we won't help you as much.

1. The concert ends at 2200. It will take awhile to get out and walk to the Strassenbahn stop.

What time will you catch the #19 to the Ludwigshafen Hbf?

What time will you get to the Hbf?

2. What time would you catch the train to K-town?

What kind of train is it?

What time will you arrive in Kaiserslautern?

3. Now for the last leg of your journey. Back to Kleber. Gee! it's late, you're all tired, and the buses don't run very often. Why don't you take a taxi? Splitting the cost four ways won't be too expensive. Just remember the pointers we gave you in "Taxi! Taxi!" Have a good night's sleep!

Of course your buddies will want to know how much this is going to cost them! The main expense will be the train fare. Maybe you can save some money. Read the section below about Group Travel.

Is your group of four eligible for mini-group tickets?

The regular one-way fare between Kaiserslautern and Ludwigshafen for 2nd class seats is DM 11.

1. How much will it cost for all four of you ONE WAY? (We'll help you this time.)

a. 2 adults at regular fare: $2 \times 11 =$ DM

b. 2 adults at half fare: $2 \times \underline{\hspace{2cm}} =$ DM

c. Total one-way (add [a] and [b]) = DM

2. What is the total ROUND TRIP fare?

 Multiply (c) by 2 = DM

3. How much will each person have to pay?

 Divide your answer for the total round trip by 4 = DM

IF YOU NEED HELP THE NEXT TIME--

You may be able to plan this kind of trip all by yourself. But if you can't, there are some places you can go to get help and information. Look at the box on the next page "WITH A LITTLE HELP FROM YOUR FRIENDS." The USO, ITT, RTO, and Bahnhof are good places to go for help in planning this kind of trip.

FIGURES FOR EXERCISES

Figure 13: Ad for Fleetwood Mac Concert

Figure 14: Train schedule--Kaiserslautern to Ludwigshafen

Figure 15: Map of Ludwigshafen

Figure 16: Ludwigshafen Strassenbahn schedule

Figure 17: Kaiserslautern bus schedule

Figure 18: Group travel plan

ON YOUR OWN TURF

If you don't know the answers to these questions, it's time to find out. You can find out on your own, or you can go to someone who has the information--ITT, USO, RTO, Headstart, American Express Travel, ACS, etc.

1. What types of public transportation are there where you live?

Train _____	Bus _____
Taxi _____	Strassenbahn _____
Other _____	U-bahn _____

2. Where do you buy tickets for the bus or Strassenbahn?

Vending machines _____	Driver/Conductor _____
Kiosks (booths) _____	Other _____

3. Do you have to validate tickets on the bus or Strassenbahn where you live?

Yes _____	No _____
-----------	----------

4. How can you get from where you live to downtown using public transportation?

Taxi _____	Bus _____
Strassenbahn _____	Other _____

5. How much does it cost you to get downtown?

Taxi _____	Bus _____
Strassenbahn _____	Other _____

6. From where you live, how far is the:

nearest taxi stand	_____
nearest Strassenbahn stop	_____
nearest bus stop	_____
Bahnhof	_____

7. How can you get to the Bahnhof from where you live?

Taxi _____	Bus _____
Strassenbahn _____	Other _____

DOING YOUR OWN THING

1. Go to the Bahnhof and see what information you can get about traveling out of your city or town. Pick up schedules and brochures. Go to the information counter and ask for materials in English. If there's a Tourist Information Office, gather more materials there.
2. Check community and German newspapers to find out about a local concert, sports event, or any other happening you're interested in. Use the best form of transportation--German buses, Strassenbahn--to get to the event. Think about distance, time, and cost.
3. Go to the ITT office, RTO, or the information counter at the Bahnhof. Find out about train tours to places in Germany. Take one of the tours and take along some friends--(it's cheaper).

FINAL ASSESSMENT

CHECK IT OUT: CAN YOU COPE?

- A. You are stationed in Mannheim. You just received a letter from your mother. She says your favorite cousin has just been assigned to Karlsruhe. You decide to go see her. You don't have a car, but you can take the train.

If you leave Saturday morning to spend the day with your cousin, what is the earliest intercity train to Karlsruhe,

and what is the latest intercity train returning to Mannheim?

About how much less time does an intercity train take than a regular train?

What is the surcharge for an intercity train one way?

DM

How much will a round trip 2nd class intercity ticket cost?

- B. The other day in the gym one of the regulars asked you to shoot a few baskets. Since you're a good player they told you about the German-American basketball team. They said they could use some new team members and asked you to come to practice Friday night at the Sportzentrum Nord.

You live at 130th Hospital in Rohrbach (Heidelberg). You don't have a car so you will have to thumb a ride or use public transportation.

Use the HSB map that Strac and Chester used on their secret mission to answer these questions.

Find Rohrbach on the map. What two Strassenbahn lines go through Rohrbach?

Which Strassenbahn line would you take to go to the Sportzentrum?

Would it take you all the way?

Yes _____ No _____

If not, what would you change to?

a bus

Yes _____ No _____

a Strassenbahn

Yes _____ No _____

What line number?

- C. You and two friends have a 3-day pass and would like to see some of Germany. You need help in planning your trip. You'd like to go to Cologne for Fasching (Carnival).

Where could you go to see if there is an organized tour? _____

Where could you go for information about traveling with your small group by train? _____


- D. Here are some of the signs you'll see as you travel. Do you know what they mean? Jot down the meaning of each sign next to its picture.

[SEE FIGURE 21]

WAS IST LOS?

Can You Find 5 Things
Wrong In This Picture?

Study this picture. There are five things that the riders are doing that are inappropriate or illegal. Can you find them? The answers are with the rest of the answers for THE MUNICH CONNECTION.



5 THINGS WRONG

FIGURES FOR ASSESSMENT

Figure 19: Train Schedule--Mannheim to Karlsruhe

Figure 20: Heidelberg Strassenbahn Map

Figure 21: Signs--Bus Stop, Cold Meals Only, Don't Drink the Water,
Work Days Only

Figure 22: Picture of People on Strassenbahn

READER INFORMATION

SPRECHEN SIE DEUTSCH?

These are the German words you heard as you listened to THE MUNICH CONNECTION. You'll hear them--and, hopefully, use them--as you travel in Germany.

We've also included some other phrases which might be helpful to you as you "DO IT IN DEUTSCHLAND."

Von	From
Nach	To
München	Munich
(ab) Abfahrt	Departures
Zug	Train
Schnellzug (D)	Express train
Inter City (IC)	Express train network between major cities
Entwerter	Dispense (ticket) (to cancel)
Hauptbahnhof	Main train station
Strassenbahn	Trolley, tram, cable car
"Alle 10 Minuten"	"Every 10 minutes"
Schwerbeschädigte (also known as Behindert)	Handicapped
Halt--Fahrgastwunsch	Emergency stop button or passenger call button
Deutsche Bundesbahn (DB)	German Federal Railroad
Eine Quittung	A receipt
Auskunft	Information or special ticket handling
Ankunft	Arrivals
Eilzug	Limited stop train
TEE	Trans European Express
Dining Car	Speisewagen
Zeit	Time
In Richtung	In the direction of
Gleis	Track

Phrases

Ein Quittung, bitte.

Sprechen Sie English?

Hin und Zurück

Vielen dank

Ist diese platz frei?

Müssen wir umsteigen?

A receipt, please.

Do you speak English?

Round trip (there and back)





Thank you very much

Is this seat available?






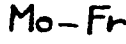







Do we transfer (to another train,
bus, Strassenbahn)?

UNDERSTANDING TRAIN SCHEDULES

TYPES OF TRAINS

Trans-Europ-Express		1st class only; reservations
Intercity-Zug		1st & 2nd class. Fast train of the Intercity-System. Supplementary ticket required (DM 5 extra charge).
Schnellzug		Fast train. Suppl. ticket req. for distances less than 50 Km.
Eilzug		1st & 2nd class. Fast train without suppl. ticket

SYMBOLS ON SCHEDULES

Anschlusszug		Train connection.
Zug verkehrt nur an Samstagen		Saturdays only.
Zug verkehrt nur an Sonn und Feiertagen		Sundays and National Holidays only.
Zug verkehrt nur werktags		Workdays only.
Taglich ausser an Samstagen	 außer Sa	Daily except Saturdays.
Nur Montags bis Freitags		Monday thru Friday only
Liegewagen		Car with convertible seats for sleeping.
Schlafwagen		Sleeper car.
Büfettwagen		Buffet car (cold meals only)
Speisewagen		Dining car.
Speise und Getranke im Zug erhältlich		Snacks and drinks available on train.
Kurswagen		Coach will only go to the city designated on the outside of the car.
Zuschlagpflichtige		Use of train requires a supplementary ticket.

DAYS OF WEEK

- ⊖ Montag - Monday
- ⊖ Dienstag - Tuesday
- ⊖ Mittwoch - Wednesday
- ⊖ Donnerstag - Thursday
- ⊖ Freitag - Friday
- ⊖ Samstag - Saturday
- ⊖ Sonntag - Sunday

U

a

b

c

If Strac Willie and his crew had this information, they would have no trouble reading train schedules. If you keep it, you'll find your next train trip easier!

SAVE \$ - DM WHEN YOU TRAVEL

GERMAN FEDERAL RAILROAD (DB)

Special Offers

MINI-GROUP	For groups of people traveling together, and not less than 31 Km, a reduction where two adults pay normal fare and each additional person pays only half fare.
GROUP TRAVEL	Reduction of between 30 percent and 65 percent, depending on time of travel and size of group, not to number less than six.
TOURIST CARD	A non-limit travel ticket on German railroads for persons who are not citizens of Germany. Prices are for nine days' unlimited travel, second-class = DM 216; for 16 days, second-class = DM 304.
TRAMPER MONTHLY TICKET	A pass good for one month and open to those under 23 years old, good for unlimited travel on all German rail lines and costing DM 198.
INTER-RAIL	A pass good for one month and open to those under 26 years old, costing DM 395 and allowing for unlimited travel second-class in 21 European countries.
JUNIOR PASS	A pass good for a year and open to those under 22 years old, or students under 27, allowing 50 percent reduction on normal fare for any trip over 51 Km.
FAMILY PASS	A one-year pass costing DM 190, which allows you to get a reduction of 50 percent on the normal and child fare for trips of 51 Km or more.
VACATION TICKET	A reduced rate of about 15 percent round-trip ticket for journeys over 201 Km.

Strassenbahn/Bus Fares

It is always cheaper to buy multiple tickets or to use one of the special fares. Fares are different from one city to another. Here is one example. Find out about the fares in your town or city.

Single Fare Ticket		DM 1,80
Multiple Fare Ticket	3 tickets	DM 3,50
	12 tickets	DM 14,00
Weekly Card	Unlimited Travel	DM 12,50
Monthly Card	Unlimited Travel	DM 48,00
24-hour Ticket	Unlimited Travel	DM 5,00

You CAN save money! Find out about special fares in your area.

TAXI! TAXI!

The German word for taxi sounds like the English word. A cab or taxi is "das Taxi." You can hail a moving taxi by calling, "Taxi, bitte!" Or you can go to a taxi stand. Do you remember the sign for a taxi stop? The sign is shown with the signs for bus and Strassenbahn stops on this page. If there is more than one taxi at a taxi stand, you should take the one first in line.

The taxi driver is "der Taxifahrer." Tell him or her where you want to go. You can just say your destination--such as Rose Barracks. Or you can say, "Ich möchte zur Rose Barracks, bitte." If you want to stop before you reach your destination, say "Bitte halten Sie hier!" (Please stop here.) Or Germans will understand if you say, "Stop here, please!"

How much you will pay for a ride on a taxi will depend on several things:

1. the town you are in
2. the time of day
3. how many passengers there are
4. how much baggage you have

A good idea is to ask before you leave what the fare will be. You can say, "Wieviel kostet diese Fahrt?" (How much does this ride cost?) Also be sure that you have Deutsche Mark to pay for the ride. You may not get a good exchange rate if you pay in dollars, or the driver may not take dollars.

And did you know that there is a law which limits how many passengers may ride in one taxi--only four! So don't plan to pile in with a bunch of your friends!

Check the meter when you reach your destination. If you need a receipt, ask for "die Quittung, bitte."

WITH A LITTLE HELP FROM YOUR FRIENDS

When you need help in using public transportation there are people ready to give you information and assistance. Here are some suggestions:

ACS The Army Community Services Provides you with a central community information center. They provide a host of valuable services. They can help you with public transportation by providing:

- face-to-face advice/information
- printed materials

Amexco American Express operates a Travel Information and Sales desk at most places where they have a bank. The people there speak English. They can help with your travel plans and make your reservations. They provide:

- face-to-face information
- printed materials
- trip planning
- tours

Bahnhof Information/
Tourist Information

At most Hauptbahnhofs you will find an Information Office. The people there will usually speak enough English to help you with your questions. You can ask them about train departure/arrival times, destinations, costs, etc. In some cities, there are large Tourist Information Centers as well. Tourist Centers are usually in or around the Hauptbahnhof. They'll help you learn about buses, Strassenbahns, city history, places and events, as well as how to use the trains. They provide:

- face-to-face information
- printed materials
- trip planning
- tours

Headstart Headstart is a 40-hour program designed to familiarize military personnel with German language and culture. During this program you will get:

- face-to-face advice/information
- printed material
- instruction on the skills needed to use public transportation

ITT The Information, Tours and Travel Office is part of your local Recreation Services. Go to them for:

- face-to-face advice/information
- printed materials
- tours

Kontakt This German-American Organization makes it easy for you to get to know Germans. You can ask questions about getting around Germany. You'll probably be able to get:

- face-to-face advice/information
- tours
- some printed materials

RTO The Military Railway Transportation Office is located in some Hauptbahnhofs and on many Kasernes. It is meant to help service members on official business. However, the people are usually just as helpful if you're not on official business or if you are a dependent. They can tell you about train times, costs, special fares, etc. They have many helpful publications on the DB in English. They provide:

- face-to-face advice/information
- printed materials
- trip planning
- tours
- ticket purchase for train

USO The United Services Organization is your home away from home. Not only do they provide a place to go, but they also organize activities and events to help you get to know your local German community. They provide:

- face-to-face advice/information
- printed materials
- tours

THE COPING CORNER

Dear Coping Corner:

The other night five buddies and myself decided to take a taxi to a local hang out. When we tried to get in the taxi, the driver insisted that two of us get into another taxi. This really made me mad, but don't worry, I didn't cause a scene. Instead, when we arrived, I calmly asked both drivers for a Quittung just like I read. Now I'm going to my first-shirt and tell him the score. Just thought you'd like to pass this on to my fellow service members.

Mr. Kool

Dear Mr. Kool:

Bravo!, for staying calm. If there really had been a problem, then you acted just right. But listen up. Did you know that the number of passengers a taxi can carry is limited by law? Usually three in the back seat and one in the front--that makes four. So count yourself and your buddies before going to the TOP.

Dear Coping Corner:

Last week I met a Fraulein--and Wow!--I think I'm in love. I mean really, you should see her. Well anyway, I asked her out for the week-end. I thought I would really impress her, so when I went to pick her up, I took along my new Ultra Sound KX-2300. It can really belt it out! Well anyway, the whole time we were walking down the street, Marina, that's her name, acted kinda funny. She wouldn't speak at all. I thought maybe she was listening to my John Denver tape. I have a great collection of John Denver tapes.

Then, now can you believe this, when we got on the Strassenbahn, she told me that she wouldn't sit by me if I didn't turn that thing off. Furthermore, she insisted that I stamp my ticket. I was going to use it to go home--no one ever checks. Anyway, can you figure her? Help! I thought I really liked her, but now

Confused

Dear Confused:

Somehow I can figure her. It's pretty simple really. Playing your tape deck loudly in public--that means on the street or on the Strassenbahn--is not very polite. So be considerate. Listen to your John Denver tapes at home.

And as to stamping your ticket--remember. The 1,80 DM you paid for it is a lot cheaper than the 20 DM you'll be fined if caught.

Dear Coping Corner:

This letter does not require a response, so relax. I just thought I would share something that happened to me. Back when the King Tut exhibit was in Cologne, I thought I would strike out and go with a friend. At least it was advertised in the American publications as being in Cologne. Since I bought my tickets at the Rec Center, I never established the fact that Cologne = Köln. Anyway, yours truly sat on the train watching and waiting for the Cologne Hauptbahnhof. Needless to say, it never came. You cannot emphasize enough how different the names of some German cities sound in English and Deutsch.

COPING CONTEST

YOU HAVE TO COPE TO WIN!

Listen to AFN and complete the following pages. Then ENTER THE COPING CONTEST. You can be a winner! You might be one of 10 people who win a "DOING IT IN DEUTSCHLAND" T-shirt. Or you could be one of 250 winners who receive an "I CAN COPE" button. The T-shirt design and the button will look like this--

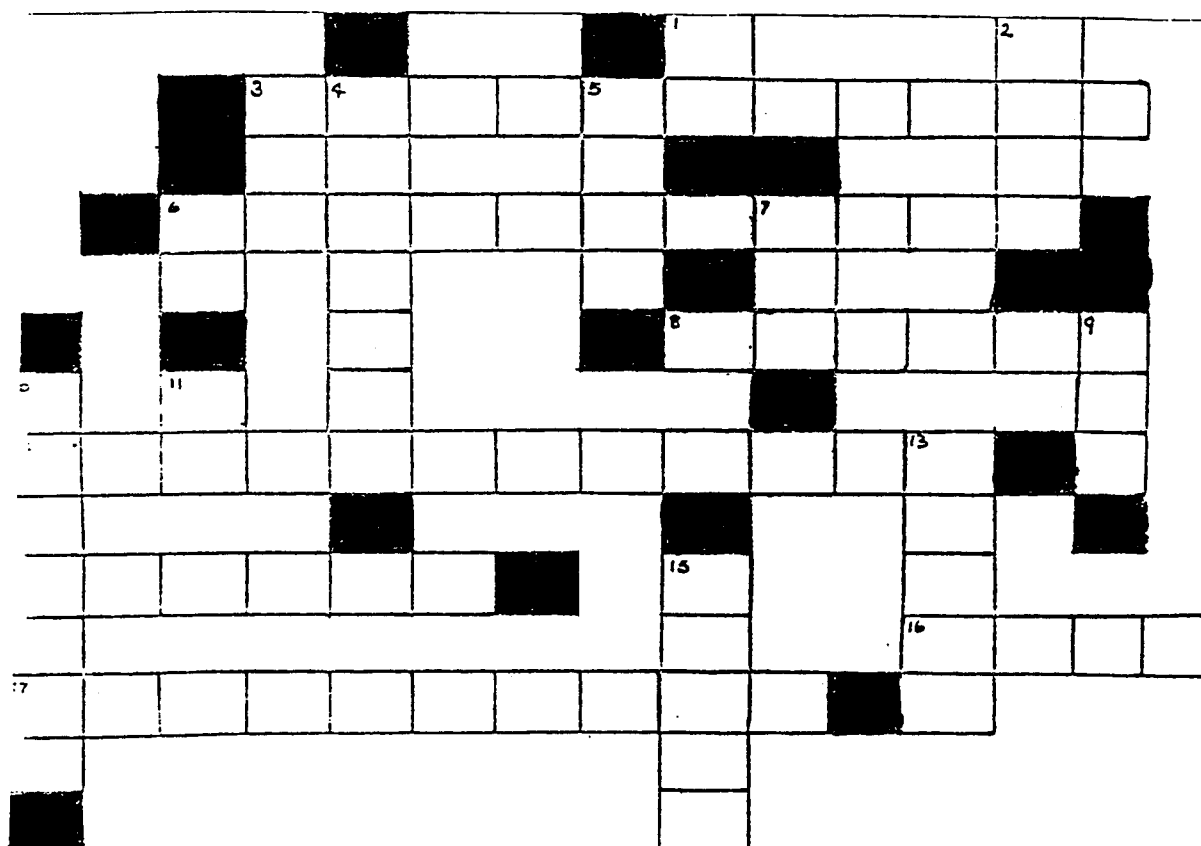
[SEE FIGURE 1]



ENTER THE "DOING IT IN DEUTSCHLAND" CONTEST

To enter this episode's contest, complete the crossword puzzle below.
Write your name and address in the space provided.

Please complete the rest of the form also. Your answers will help
the producers of these programs to bring you even better programs!
PLEASE PRINT.



QUESTIONS TO THE CROSSWORD PUZZLE

ACROSS

3. Main train station
6. Auskunft
8. Reserved
12. No Smoking
14. out of Germany
16. sitzt platz
17. Transportation/Ticket

DOWN

1. Deutsches Bundesbahn
2. zwölf uhr
4. Departures
5. Zeit
7. Trans European Express
9. Train
10. Arrival
11. Water Closet (toilet)
13. Trip
15. Track

NAME _____ RANK _____

MAILING ADDRESS _____, _____
Unit APO

NOW--GIVE US A PIECE OF YOUR MIND!!

When did you listen to THE MUNICH CONNECTION?

1st time _____
(Day) (Time)

2nd time _____
(Day) (Time)

3rd time _____
(Day) (Time)

Where did you listen to THE MUNICH CONNECTION:

_____ barracks _____ in class (specify: _____)

_____ home _____ on duty (in the _____)

_____ LRC _____ other (specify: _____)

Check all of the words below which tell what you thought of the program,
THE MUNICH CONNECTION.

_____ interesting _____ useful _____ too short

_____ boring _____ didn't understand _____ good

_____ helpful _____ too long _____ useless

_____ stupid _____ fantastic _____ dull

_____ funny _____ fun _____ terrific

If you didn't listen to the program, why didn't you?

Which of the following activities did you do in this newspaper? What did you think of the activities? Check the activities you completed. Circle the rating you'd give the activity.

		RATING			
		Awful	Okay	Good	Great
_____	Doing It Yourself	1	2	3	4
_____	On Your Own Turf	1	2	3	4
_____	Doing Your Own Thing	1	2	3	4
_____	Check If Out: You Can Cope	1	2	3	4
_____	Was Ist Los?	1	2	3	4
_____	Crossword Puzzle--Contest	1	2	3	4
_____	Are You Fit to be a Secret Agent?	1	2	3	4

What did you like best about the program and activities?

What did you like least about the program and activities?
