

AD-A285 649

REPORT DOCUMENTATION PAGE *Dist: A*
 Approved
 DMB No 0704-0188

Public reporting burden for this collection of information is estimated to average 1 hour per response, including the time for reviewing instructions, searching existing data sources, gathering and maintaining the data needed, and completing and reviewing the collection of information. Send comments regarding this burden estimate or any other aspect of this collection of information, including suggestions for reducing this burden, to Washington Headquarters Services, Directorate for Information Operations and Reports, 1215 Jefferson Davis Highway, Suite 1204, Arlington, VA 22202-4302, and to the Office of Management and Budget, Paperwork Reduction Project (2704-0188), Washington, DC 20503.

1. AGENCY USE ONLY (Leave blank)		2. REPORT DATE		3. REPORT TYPE AND DATES COVERED ANNUAL 01 Jul 93 TO 30 Jun 94	
4. TITLE AND SUBTITLE GRADIENT INDEX LENSES FROM SOL-GEL LAYERING				5. FUNDING NUMBERS F49620-93-1-0364 3484-XS 61103D	
6. AUTHOR(S) Dr John D. Mackenzie					
7. PERFORMING ORGANIZATION NAME(S) AND ADDRESS(ES) Dept of Materials Science and Engineering University of California, Los Angeles 405 Hilgard Ave, Box 90024 Hall 5713 Los Angeles, CA 90024-1595					
8. PERFORMING ORGANIZATION REPORT NUMBER AFOSR-TR-94-0657				9. SPONSORING / MONITORING AGENCY NAME(S) AND ADDRESS(ES) AFOSR/NL 110 Duncan Ave Suite B115 Bolling AFB DC 20332-0001 Maj Erstfeld	
10. SPONSORING / MONITORING AGENCY REPORT NUMBER				11. SUPPLEMENTARY NOTES	
12a. DISTRIBUTION / AVAILABILITY STATEMENT This document has been approved for public release and sale; its distribution is unlimited.					
12b. DISTRIBUTION CODE F				Original contains color plates; All DTIC reproductions will be in black and white	

13. ABSTRACT (Maximum 200 words)

The research proposed here is based on the principle of the density gradient column. 1 A liquid (A) of low density is continuously mixed into a liquid (B) of higher density while B is allowed to flow slowly down the wall of a glass cylinder. The feed rate of A is equal to the flow rate of mixture. Thus, a gradient density column is formed. Such columns have been used to measure the density of semiconductors to five (5) significant figures. The gradient is stable is stable for many months at room temperature. We proposed to use this method to prepare gradient index (GRIN) lenses from gels with large axial gradients. The chemical compositions of two sols are selected based on considerations of solubility between the sols; differences in refractive index, density, expansion coefficient and densification temperatures between resulting oxides.

14. SUBJECT TERMS

15. NUMBER OF PAGES

16. PRICE CODE

17. SECURITY CLASSIFICATION OF REPORT

(U)

18. SECURITY CLASSIFICATION OF THIS PAGE

(U)

19. SECURITY CLASSIFICATION OF ABSTRACT

(U)

20. LIMITATION OF ABSTRACT

(U)

**Best
Available
Copy**

ANNUAL TECHNICAL REPORT

to
Air Force Office of Scientific Research

for project entitled

**GRADIENT INDEX LENSES FROM SOL-GEL LAYERING
(AN AASERT AWARD)**

Grant No.: F49620-93-1-0364
Inclusive Dates: 1 July 1993 to 30 June 1994

PRINCIPAL INVESTIGATOR

John D. Mackenzie, Professor
Department of Materials Science and Engineering
University of California, Los Angeles
Phone: (310) 825-3539
FAX: (310) 206-7353

DTIC QUALITY INSURANCE 2

94-32607



1. Introduction and Background

This is an AASERT grant award with an official starting date of July 1, 1993. One female graduate student, Miss Tammy Chau, who is a U.S. citizen is being supported by this grant.

The research proposed here is based on the principle of the density gradient column.¹ A liquid (A) of low density is continuously mixed into a liquid (B) of higher density while B is allowed to flow slowly down the wall of a glass cylinder. The feed rate of A is equal to the flow rate of the mixture (Figure 1). Thus, a gradient density column is formed. Such columns have been used to measure the density of semiconductors to five (5) significant figures. The gradient is stable for many months at room temperature. We proposed to use this method to prepare gradient index (GRIN) lenses from gels with large axial gradients. The chemical compositions of two sols are selected based on considerations of solubility between the sols; differences in refractive index, density, expansion coefficient and densification temperatures between resulting oxides.

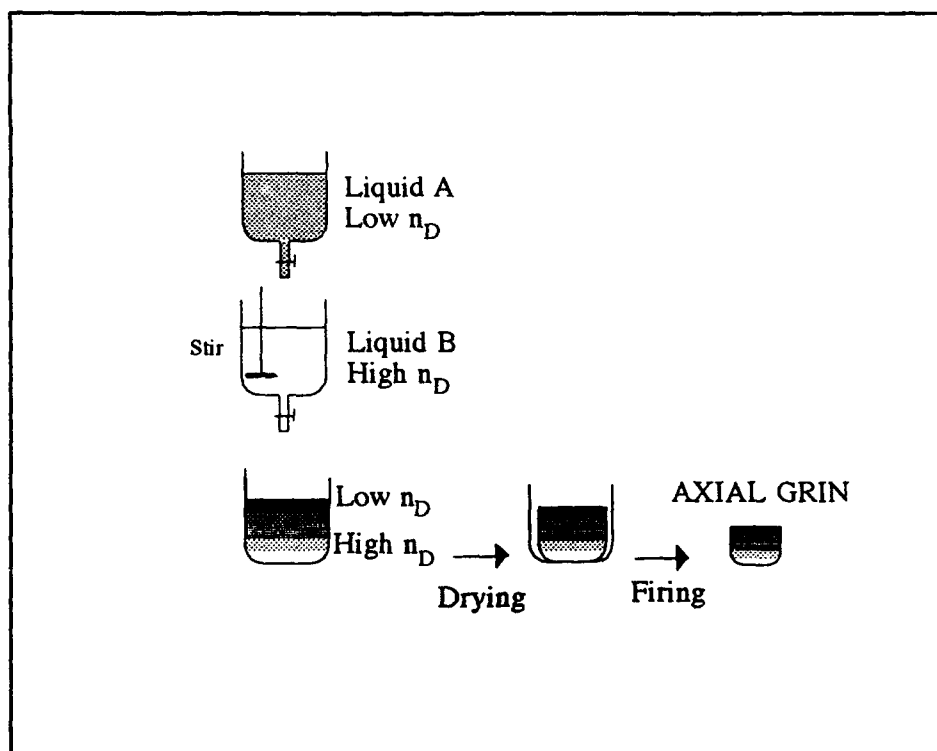
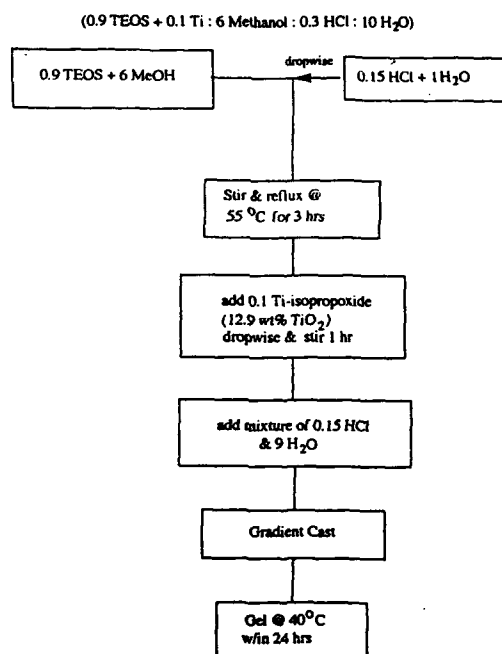


Figure 1-The density column approach for the fabrication of gel-derived axial GRIN

2. Research Performed

A- The TiO_2 - SiO_2 system.

Initial experiments were carried out on the TiO_2 - SiO_2 binary system. Pure SiO_2 has a refractive index of 1.46, and a 15% TiO_2 -85% SiO_2 composition would have a theoretical refractive index of 1.56, giving a Δn of 0.1 from end to end of a rod. Two solutions, one of pure tetraethyl orthosilicate (TEOS) and one containing titanium isopropoxide (0.9 TEOS - 0.1 titanium isopropoxide), were prepared (Figure 2). The solutions were gradient-cast according to the process described in Figure 1. After careful drying and firing (up to 900°C) at a heating rate of $0.5^\circ\text{C}/\text{min}$, the rods were sliced perpendicular to the optical axis for refractive index measurements. The oil immersion technique was used. Figure 3 shows the gradient in refractive index of a 5.62 mole% TiO_2 fired gel. Gels containing up to 15% TiO_2 have been prepared with this process. However, they did not retain their transparency as TiO_2 crystals formed during heat treatment. It was therefore decided that an alternate system, which could give a large Δn without risk of precipitation of a second phase, be investigated.



Accession For	
NTIS CRA&I	<input checked="" type="checkbox"/>
DTIC TAB	<input type="checkbox"/>
Unannounced	<input type="checkbox"/>
Justification	
by	
Distribution /	
Availability Codes	
Avail and/or Special	
A-1	

Figure 2- Flow-chart for the preparation of TiO_2 - SiO_2 gels

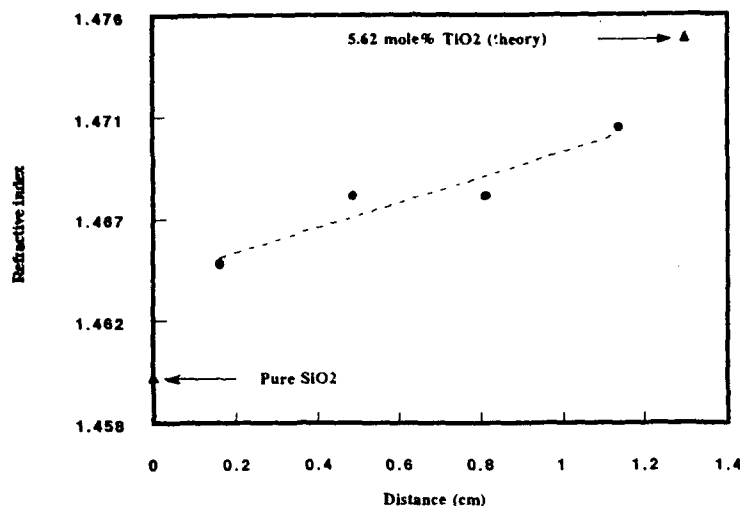


Figure 3 - Gradient in $\text{TiO}_2\text{-SiO}_2$ gel-derived axial GRIN rod

B- The $\text{TiO}_2\text{-PbO}$ system

$\text{TiO}_2\text{-PbO}$ monoliths have recently been fabricated by the sol-gel technique². Although these materials were initially investigated for their high non-linear optical coefficients, they are of great relevance to our study because they also exhibit a large variation in refractive index with composition. Transparent glasses have been fabricated over a wide compositional range (Figure 4). The refractive index of a 60% mole $\text{TiO}_2\text{-40%}$ mole PbO is 2.030, and that of a 80% $\text{TiO}_2\text{-20%}$ PbO is 2.268.

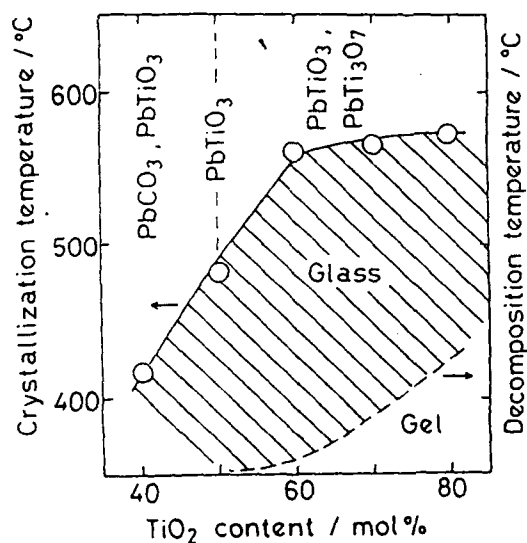


Figure 4 - Glass forming region of $\text{TiO}_2\text{-PbO}$ gels²

(1 mole alkoxide : 4 moles 2-methoxy ethanol : 6 moles ethanol)



Two solution compositions were prepared, one containing 80% TiO_2 (solution A), the other 60% TiO_2 (solution B), were prepared according to the flow-chart in Figure 5. Using the set-up previously described, a gradient gel was cast in polypropylene containers. The refractive indices of gels of both extreme compositions are presented in Table 1. These values were obtained by ellipsometry on thin films (0.2-0.4 μm) deposited on silicon substrates by spin-coating. The maximum Δn measured was 0.38 for a gel dried at room temperature and 0.28 for a gel fired at 500°C for 1/2 hour.

Table 1- Refractive indices of PbO- TiO_2 gels

	80 TiO_2 -20PbO	60 TiO_2 -40PbO	Δn
n_D (gel)	1.77	2.15	0.38
n_D (500°C)	2.84	2.56	0.28

The Δn value of the fired gels are in agreement with that reported by Nasu et al. The existence of an axial gradient has been demonstrated by observing the path of a laser beam through a wet gel. As one can see from Figure 6, the laser beam is bent in passing through the gradient gel.



Figure 6 - Photograph of light bending in a PbO- TiO_2 GRIN gel

FUTURE WORK

The feasibility of an axial gradient index material by the sol-gel technique has been demonstrated for the first time. Future work will be aimed at drying and firing gel to obtain a GRIN glass. Some important parameters involved in fabrication such as solution concentration and viscosity, will be investigated. The gradient index in the glass will be optimized through appropriate modification of the starting solution. Based on the promising results of the PbO-TiO₂ system, we also intend to investigate the PbO-SiO₂ system which would exhibit many advantages over the PbO-TiO₂ system.

REFERENCES

1. F. H. Horn, Phys. Rev. 97, 1521 (1955)
2. H. Nasu, K. Kamiya, Y. Katagiri, S. Makino and J. Matsuoka, Sol-gel Optics III, SPIE Proc. Vol 2288 (1994), in print