




AD-A282 529



UNITED STATES  
AIR FORCE



**OCCUPATIONAL  
SURVEY REPORT**

**DTIC**  
ELECTE  
**S** JUL 26 1994  
**F**

FABRICATION AND PARACHUTE  
  
AFSC 2A7X4  
(FORMERLY AFSC 458X3)  
  
AFPT 90-458-982  
MARCH 1994

11698

94-23460

OCCUPATIONAL ANALYSIS PROGRAM  
AIR FORCE OCCUPATIONAL MEASUREMENT SQUADRON  
AIR EDUCATION and TRAINING COMMAND  
1550 5th STREET EAST  
RANDOLPH AFB, TEXAS 78150-4449

APPROVED FOR PUBLIC RELEASE; DISTRIBUTION UNLIMITED

DISTRIBUTION FOR  
AFSC 2A7X4 OSR AND SUPPORTING DOCUMENTS

	<u>OSR</u>	<u>ANL</u> <u>EXT</u>	<u>TNG</u> <u>EXT</u>	<u>JOB</u> <u>INV</u>
AL/HRMM	2			
ARMY OCCUPATIONAL SURVEY BRANCH	1			
CCAF/AYX	1			
DEFENSE TECHNICAL INFORMATION CENTER	2			
HSC/DP	1		1	
HQ ACC/DPEA	3		3	
HQ AETC/DPAEE	3		3	
HQ AETC/SGAT	2		1	
HQ AFCEA/DMG	1		1	
HQ AFMC/DPUE	3		3	
HQ AFMPC/DPMYCO3	2			
HQ AFSOC/DPAPT	3		3	
HQ AMC/DPAET	3		3	
HQ PACAF/DPAET	3		3	
HQ USAF/LGMM	1		1	
HQ USAFE/DPATTJ	3		3	
NODAC	1			
Standards Branch (MAGTEC)	1			
USAFAMS/DTMP	1		1	1
USAFOMS/OMDQ	1			
USAFOMS/OMYXL	10		5	10
1100 SPS/SPTT	1			
362 TTS/TTOA	5		5	5
ATTN: HARRY KUCHENBROD 527 G AVENUE SHEPPARD AFB TX 76311-2835				
396 TTG/TTS	1		1	
ATTN: BILL SPEIGHTS 620 9TH AVENUE STE 1 SHEPPARD AFB TX 73611-2259				

## TABLE OF CONTENTS

	<b>PAGE NUMBER</b>
<b>PREFACE</b> .....	vi
<b>SUMMARY OF RESULTS</b> .....	viii
Background.....	1
<b>SURVEY METHODOLOGY</b> .....	1
Inventory Development.....	1
Survey Administration.....	2
Survey Sample.....	3
Task Factor Administration.....	3
<b>CAREER LADDER STRUCTURE</b> .....	6
Overview of Specialty Jobs.....	6
Group Descriptions.....	21
<b>COMPARISON OF CURRENT JOB STRUCTURE TO PREVIOUS STUDY</b> .....	39
<b>ANALYSIS OF DAFSC GROUPS</b> .....	41
Skill-Level Descriptions.....	41
Summary.....	46
<b>ANALYSIS OF AFM 36-2108 SPECIALTY DESCRIPTIONS</b> .....	46
<b>TRAINING ANALYSIS</b> .....	50
First-Enlistment Personnel.....	50
TE and TD Data.....	50
Specialty Training Standard (STS).....	54
Plan of Instruction (POI).....	61
<b>JOB SATISFACTION ANALYSIS</b> .....	61
<b>WRITE-IN COMMENTS</b> .....	68
<b>IMPLICATIONS</b> .....	68

**INTENTIONALLY LEFT BLANK**

**TABLE OF CONTENTS**  
(Tables, Figures, Appendices)

	<b><u>PAGE NUMBER</u></b>
<b>TABLE 1</b> AFSC 2A7X4 MAJCOM DISTRIBUTION.....	4
<b>TABLE 2</b> PAYGRADE DISTRIBUTION OF AFSC 2A7X4.....	5
<b>TABLE 3</b> DISTRIBUTION OF DUTY TIME SPENT BY MEMBERS OF CAREER LADDER (RELATIVE PERCENT OF JOB TIME).....	8-12
<b>TABLE 4</b> SELECTED BACKGROUND DATA FOR SPECIALTY JOBS .....	13-20
<b>TABLE 5</b> JOB SPECIALTY COMPARISONS BETWEEN CURRENT AND 1987 SURVEYS .....	40
<b>TABLE 6</b> DISTRIBUTION OF SKILL-LEVEL PERSONNEL ACROSS CAREER LADDER JOBS ...	42
<b>TABLE 7</b> RELATIVE PERCENT TIME SPENT PERFORMING DUTIES BY DAFSC GROUPS.....	43
<b>TABLE 8</b> REPRESENTATIVE TASKS PERFORMED BY 3-SKILL LEVEL PERSONNEL.....	44
<b>TABLE 9</b> REPRESENTATIVE TASKS PERFORMED BY 5-SKILL LEVEL PERSONNEL.....	45
<b>TABLE 10</b> REPRESENTATIVE TASK DIFFERENCES BETWEEN 3-SKILL LEVEL AND 5-SKILL LEVEL PERSONNEL (PERCENT MEMBERS PERFORMING).....	47
<b>TABLE 11</b> REPRESENTATIVE TASKS PERFORMED BY 7-SKILL LEVEL PERSONNEL.....	48
<b>TABLE 12</b> REPRESENTATIVE TASK DIFFERENCES BETWEEN 5-SKILL LEVEL AND 7-SKILL LEVEL PERSONNEL (PERCENT MEMBERS PERFORMING).....	49
<b>TABLE 13</b> RELATIVE TIME SPENT ON DUTIES BY FIRST-ENLISTMENT PERSONNEL (N=219).....	52
<b>TABLE 14</b> REPRESENTATIVE TASKS PERFORMED BY FIRST-ENLISTMENT PERSONNEL .....	53
<b>TABLE 15</b> TASKS RATED HIGHEST IN TRAINING EMPHASIS (TE).....	55-56
<b>TABLE 16</b> TASKS RATED HIGHEST IN TASK DIFFICULTY (TD).....	57-58
<b>TABLE 17</b> EXAMPLES OF STS ITEMS NOT SUPPORTED BY OSR DATA.....	59
<b>TABLE 18</b> TECHNICAL TASKS NOT REFERENCED TO STS.....	60

**TABLE OF CONTENTS (CONTINUED)**  
(Tables, Figures, Appendices)

	<b><u>PAGE</u></b> <b><u>NUMBER</u></b>
<b>TABLE 19</b> POI OBJECTIVES NOT SUPPORTED BY OSR DATA .....	62
<b>TABLE 20</b> EXAMPLES OF TECHNICAL TASKS PERFORMED BY 30 PERCENT OR MORE 2A7X4 FIRST ENLISTMENT PERSONNEL AND NOT REFERENCED TO THE POI.....	63
<b>TABLE 21</b> COMPARISON OF TAFMS GROUP JOB SATISFACTION INDICATORS (PERCENT MEMBERS RESPONDING) .....	64-65
<b>TABLE 22</b> COMPARISON OF JOB SATISFACTION DATA (PERCENT MEMBERS RESPONDING).....	66-67
<b>TABLE 23</b> JOB SATISFACTION DATA FOR CLUSTERS AND JOBS (PERCENT MEMBERS RESPONDING).....	69
<b>FIGURE 1</b> AFSC 2A7X4 JOB STRUCTURE.....	7
<b>FIGURE 2</b> AFSC 2A7X4 FIRST-ENLISTMENT JOB STRUCTURE .....	51
<b>APPENDIX A</b> .....	71
<b>APPENDIX B</b> Task Modules .....	73

## PREFACE

This report presents the results of an occupational survey of the Fabrication and Parachute career ladder, AFSC 2A7X4 (formerly AFSC 458X3). Authority for conducting occupational surveys is found in AFI 36-2623. Computer products used in this report are available for use by operations and training officials.

First Lieutenant Glenn Mayes, Occupational Analyst, developed the survey instrument. Second Lieutenant Sheon H. Mendoza analyzed the data and wrote the final report. Ms Olga Velez provided computer programming support, and Ms Tamme Lambert provided administrative support. This report has been reviewed and approved for release by Major Randall C. Agee, Chief, Airman Analysis Section, Occupational Analysis Flight, Air Force Occupational Measurement Squadron (AFOMS).

Copies of this report are distributed to Air Staff sections, major commands, and other interested training and management personnel. Additional copies may be requested from the Air Force Occupational Measurement Squadron, Attention: Chief, Occupational Analysis Flight (OMY), 1550 5th Street East, Randolph AFB, Texas 78150-4449.

**ROGER W. BARNES, Lt Col, USAF**  
Commander  
Air Force Occupational Measurement  
Squadron

**JOSEPH S. TARTELL**  
Chief, Occupational Analysis Flight  
Air Force Occupational Measurement  
Squadron

Accession For	
NTIS	CR&I <input checked="" type="checkbox"/>
DTIC	TAB <input type="checkbox"/>
Unannounced <input type="checkbox"/>	
Justification	
By	
Distribution /	
Availability Codes	
Dist	Avail and/or Special
A-1	

**INTENTIONALLY LEFT BLANK**



## SUMMARY OF RESULTS

1. **Survey Coverage:** The survey results are based on the responses of 634 military personnel assigned to the AFSC 2A7X4 (formerly 458X3) career ladder. This sample represents 79 percent of the total assigned strength.
2. **Career Ladder Structure:** Four jobs and four clusters were identified. Over half the sample fell within the main cluster of jobs (General Equipment Maintenance cluster). The other jobs identified differed from the primary cluster in the type of equipment serviced, number of tasks performed, and supervisory and management functions performed.
3. **Career Ladder Progression:** AFSC 2A7X4 personnel progress typically through the career ladder. At the 3- and 5-skill level, the incumbents perform a highly technical job centered around the maintenance and servicing of flotation equipment, personnel parachute, and shop equipment. Seven-skill level personnel perform many of the technical tasks being performed at the 3- and 5-skill level, in addition to the supervisory and management functions outlined in AFM 36-2108 Specialty Descriptions. The Specialty Descriptions provide an accurate overview of the tasks involved at each of the skill levels.
4. **Training Analysis:** A match of the survey data to the AFSC 458X3 Specialty Training Standard (STS) identified three entries not supported by the Occupational Survey Report (OSR) data. These unsupported entries involve maintenance of cargo and drogue parachutes and escape slides. Twenty-one tasks are not matched to the current STS. In addition, there are 78 tasks performed by more than 30 percent of the first-enlistment group not matched to the Plan of Instruction (POI).
5. **Job Satisfaction Analysis:** The job interest and perceived utilization of talents for AFSC 2A7X4 career ladder personnel are substantially lower than that of a comparative sample of mission equipment maintenance personnel surveyed in 1992. Even with these differences in job interest and utilization of talents, reenlistment intentions of the personnel within the career ladder maintain higher percentages of individuals with intentions of reenlistment. A comparison with job satisfaction indicators for the previous survey of the Fabrication and Parachute career field reveals that the satisfaction numbers are consistent for this career field.
6. **Implications:** The STS for the career field, with a few exceptions, accurately reflects the work of the career field. The POI, however, should be reviewed for the inclusion of many critical functions not currently included. Revisions to the training documents to more accurately reflect tasks at the performance level are warranted. Job satisfaction indicators are normal for the Fabrication and Parachute Specialty.

**INTENTIONALLY LEFT BLANK**

**OCCUPATIONAL SURVEY REPORT (OSR)  
FABRICATION AND PARACHUTE CAREER LADDER  
AFSC 2A7X4  
(Previously AFSC 458X3)**

This occupational survey was initiated in accordance with the 5-year plan to maintain currency of survey data on enlisted specialties. The last survey pertaining to this career ladder was published in August 1987 under the AFSC 427X3.

**Background**

According to AFM 36-2108 Specialty Descriptions, 3- and 5-skill level personnel in this career field are responsible for inspecting, repairing, and fabricating fabric items, and performing shop repair of rubberized items. They are also responsible for assembling, inspecting, cleaning, repairing, and packing deceleration, cargo and aerial delivery, and personnel parachutes' flotation devices.

In addition, the 7-skill level personnel are responsible for supervising fabrication, inspection, and repairs of fabric and rubber equipment, such as protective clothing, upholstery, aircraft thermal radiation barriers, protective covers, and flotation equipment. Seven-skill level personnel also supervise the assembling, inspecting, repairing, and packing of deceleration, cargo, and aerial delivery, and personnel parachutes.

Upon completion of basic training, AFSC 2A7X4 personnel complete the J3ABR458X3 001 course taught at Sheppard AFB. The course is 61 days long and covers the basics of flotation equipment, shop equipment, anti-exposure suit, and parachute maintenance and inspection.

**SURVEY METHODOLOGY**

**Inventory Development**

The data collection instrument for this occupational survey was USAF Job Inventory (JI) Air Force Personnel Test (AFPT) 90-458-982, dated September 1992. A tentative task list was created using pertinent career ladder regulations, publications, and directives. Tasks were also

**APPROVED FOR PUBLIC RELEASE; DISTRIBUTION UNLIMITED**

taken from the previous JI. This tentative task list was then reviewed, refined, and validated through personal interviews with 20 subject-matter experts (SMEs). These SMEs were selected to cover a variety of major commands (MAJCOMs) and fabrication and parachute servicing functions at the following locations:

<u>BASE</u>	<u>REASON FOR VISIT</u>
Chanute AFB TX	Technical School
Dyess AFB TX	Specializes in Cargo Parachutes
Luke AFB AZ	Representative of tactical capabilities
Travis AFB CA	Extensive flotation equipment operation
Beale AFB FL	Specializes in drogue parachute operation

These locations were identified by the Air Force Functional Manager and the MAJCOM Functional Managers to provide input from the three major operational commands in operation at the time (MAC, TAC, and SAC), as well as to include all major functions of the career field.

The final survey contained a comprehensive listing of 720 tasks grouped under 24 duty headings, with a background section requesting information such as grade, job title, time in present job, time in service, job satisfaction, and equipment maintained.

#### Survey Administration

From February through June 1993, Military Personnel Flights at operational bases worldwide administered the inventory to all eligible AFSC 2A7X4 personnel. All AFSC 2A7X4 personnel were considered eligible unless they were in one of the following categories: (1) hospitalized during administration period; (2) in transition for a permanent change of station; (3) personnel retiring during administration period; (4) personnel in their job for less than 6 weeks. Participants were selected from a computer-generated mailing list obtained from personnel data tapes maintained by the Human Resources Directorate at Armstrong Laboratory.

Each individual completing an inventory was required to complete an identification and biographical information section. They were also required to check each task on the inventory they performed in their current job. Once they had identified the tasks they performed, they were instructed to go back through the inventory and rate each of the tasks they perform on a 9-point scale showing the relative time spent performing that task as compared to other tasks they performed. These ratings ranged from very small amount of time spent to very large amount.

Using the ratings provided by the respondents, relative time spent for each task was computed, summing up all the ratings given by the respondent and assuming this sum represented the respondent's total time spent. Each rating was then divided by this sum and multiplied by 100 to get a relative percent time spent rating for each task.

### Survey Sample

The sample used for this study was examined to ensure an accurate representation across MAJCOMs and paygrades. Table 1 reflects the distribution by MAJCOM of the assigned and sample AFSC 2A7X4 personnel as of June 1993. The 634 respondents in the final sample represent 79 percent of the eligible population of AFSC 2A7X4 personnel. Table 2 reflects the paygrade distribution of both the sample and the population.

### Task Factor Administration

Because job descriptions alone will not provide sufficient data to make decisions about career ladder documents or training programs, task factor information is needed. Senior AFSC 2A7X4 personnel (generally E-6 or E-7 technicians) completed a second task factor booklet for either Training Emphasis (TE) or Task Difficulty (TD). These TE and TD booklets were processed independently from the JIs. The information obtained from these booklets is used in a variety of analyses discussed in more detail throughout the report.

Task Difficulty (TD). TD is defined as an estimate of how much time the average airman needs to learn how to perform a task satisfactorily. Forty-seven experienced NCOs rated tasks in the inventory on a 9-point scale ranging from 1 (easy to learn) to 9 (very difficult to learn). Interrater agreement for these 47 raters was acceptable. TD ratings are normally adjusted so tasks of average difficulty have a value of 5.00 and a standard deviation of 1.00. Any task with a difficulty of 6.00 or greater is considered to be difficult to learn.

Training Emphasis (TE). TE is defined as how important it is for first-enlistment personnel to receive structured training on each task to perform it successfully. Structured training is defined as training provided by resident training schools, mobile training teams, formal on-the-job training (OJT), or any other organized training method. Forty-five experienced NCOs rated tasks in the inventory on a 10-point scale ranging from 0 (no training required) to 9 (extremely important to train). Overall agreement among these raters was acceptable. The average TE rating for tasks in this survey was 2.40, with a standard deviation of 1.47. Tasks with a TE rating of 3.87 or higher were considered to be important to train.

Using TD, TE, and percent members performing data, these measures can provide insight into first-enlistment personnel training requirements. Such insights may suggest the need for lengthening, shortening, inclusion or deletion of tasks from formal training or instruction.

TABLE 1

AFSC 2A7X4 MAJCOM DISTRIBUTION

<u>COMMAND</u>	<u>PERCENT OF ASSIGNED</u>	<u>PERCENT OF SAMPLE</u>
ACC	39%	40%
AMC	31%	30%
PACAF	10%	8%
AFMC	5%	7%
USAFE	8%	6%
AFSOC	4%	4%
AETC	3%	4%
EUR	-	-
OTHER	-	-
Total Assigned as of June 1993:	840	
Total Eligible for Survey:	803	
Total in Sample:	634	
Percent of Eligible in Sample:	79%	
Percent of Assigned in Sample:	75%	

TABLE 2  
PAYGRADE DISTRIBUTION OF AFSC 2A7X4

<u>PAYGRADE</u>	<u>PERCENT OF ASSIGNED*</u>	<u>PERCENT OF SAMPLE</u>
E-2	7%	9%
E-3	14%	15%
E-4	37%	37%
E-5	23%	22%
E-6	12%	10%
E-7	7%	6%
E-8	-	-

\* As of June 1993

## CAREER LADDER STRUCTURE

The first step in the occupational analysis process is to identify the structure of the career ladder in terms of the jobs performed by the respondents. Comprehensive Occupational Data Analysis Programs (CODAP) assist by creating an individual job description for each respondent based on the tasks performed and relative amount of time spent on the tasks. The CODAP automated job clustering program then compares all the individual job descriptions, locates the two descriptions with the most similar tasks and time spent ratings, and combines them to form a composite job description. In successive stages, new members are added to this initial group, or new groups are formed based on the similarity of tasks and time spent ratings.

The basic group used in the hierarchical clustering process is the Job. When two or more jobs have a substantial degree of similarity in tasks performed and time spent on tasks, they are grouped together and identified as a Cluster. The structure of a career ladder is defined in terms of jobs and clusters of jobs.

### Overview of Specialty Jobs

Based on the similarity of JI responses, four jobs and four clusters were identified. Fifty-four percent of the respondents perform the work represented by the General Equipment Maintenance cluster. Figure 1 illustrates the division of jobs within the Fabrication and Parachute career ladder. Table 3 presents the relative time spent on duties by respondents within the identified career ladder jobs.

The stage (ST) or group (GP) numbers shown beside the title is a reference number assigned to the group by the CODAP. The symbol "N" denotes the number of respondents performing the job. Table 4 lists selected background data for the groups.

- I. GENERAL EQUIPMENT MAINTENANCE CLUSTER (ST40, N=347)
  - A. Survival Equipment Maintenance Job (ST117, N=250)
  - B. Protective and Organizational Clothing Maintenance Job (ST147, N=55)
  - C. Float Section NCOIC Job (ST87, N=15)
  - D. Deceleration Parachute Maintenance Job (ST132, N=7)
  - E. Aircraft Interior Design Job (ST63, N=11)



# AFSC 2A7X4 JOB STRUCTURE

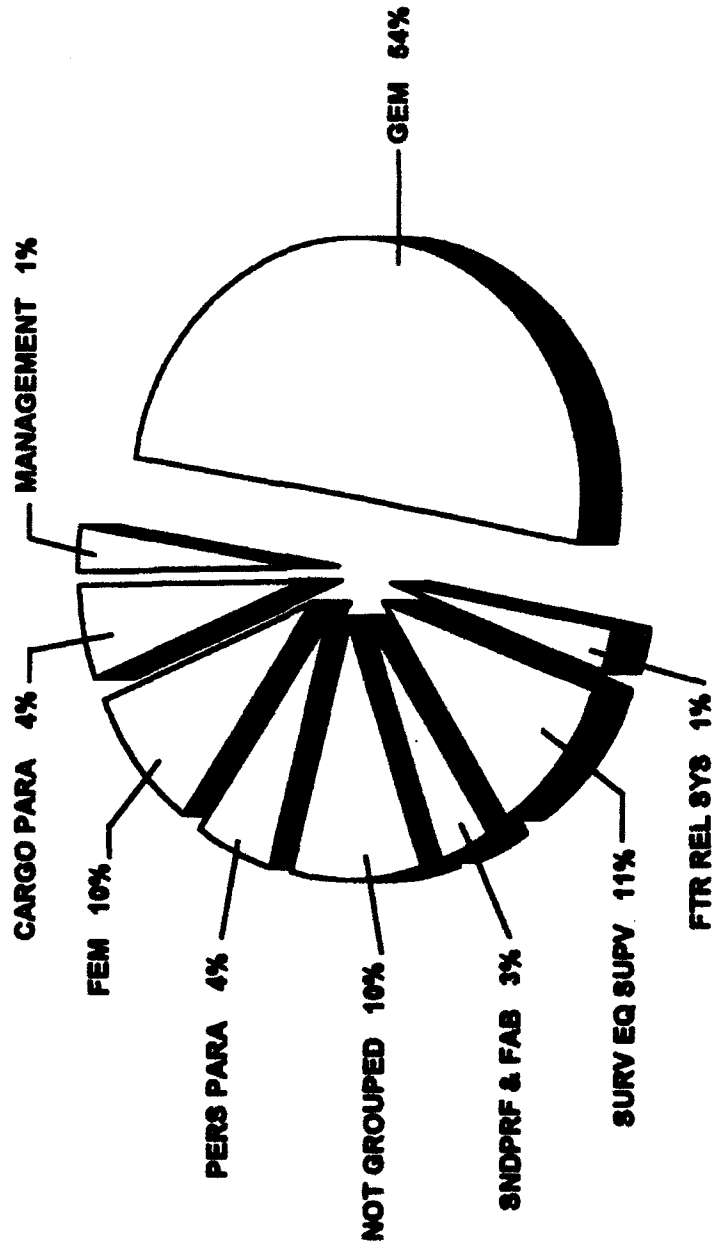


FIGURE 1

TABLE 3

DISTRIBUTION OF DUTY TIME SPENT BY MEMBERS OF CAREER LADDER  
(RELATIVE PERCENT OF JOB TIME)

	GENERAL EQUIPMENT MAINTENANCE CLUSTER									
	SURV MAINT	EQ	P&O MAINT	CLTH MAINT	FLT SCT NCOIC	DCL PAR MAINT	ARCRFT MAINT	INT		
A ORGANIZING AND PLANNING	2		2		6	1				13
B DIRECTING AND IMPLEMENTING	3		3		10	4				11
C INSPECTING AND EVALUATING	2		1		6	1				7
D TRAINING	2		1		6	1				2
E PERFORMING ADMINISTRATIVE AND SUPPLY FUNCTIONS	3		3		4	3				5
F PERFORMING GENERAL MAINTENANCE FUNCTIONS	5		5		2	12				8
G MAINTAINING SHOP FACILITIES AND EQUIPMENT	12		13		10	24				13
H PERFORMING PARACHUTE SYSTEM SERVICING FUNCTIONS	2	*	2	*	*	*	*	*	*	*
I SERVICING CARGO PARACHUTE SYSTEMS	*		*		*					*
J SERVICING DECELERATION OR DRAG PARACHUTE SYSTEMS	3		1		*	13				*
K SERVICING DROGUE PARACHUTE SYSTEMS	1		3		*	*				*
L SERVICING MISSILE OR DRONE RECOVERY PARACHUTE SYSTEMS	*		*		*	*				*
M SERVICING PERSONNEL PARACHUTE SYSTEMS	14		5		1	*				1
N SERVICING PERSONNEL RECOVERY SYSTEM PARACHUTES	2		7		1	*				*
O SERVICING LIFERAFTS	14		15		26	*				3
P SERVICING LIFE PRESERVERS	13		15		14	17				4
Q SERVICING ESCAPE SLIDES	2		*		8	*				*
R SERVICING PROTECTIVE OR ORGANIZATIONAL CLOTHING	4		12		2	15				1
S INSPECTING, MANUFACTURING, AND REPAIRING AIRCRAFT FABRIC ITEMS OR PROTECTIVE COVERS	5		6		*	4				14
T INSPECTING, MANUFACTURING, AND REPAIRING AIRCRAFT FABRIC AND UPHOLSTERY	4		*		1	*				15
U INSPECTING, MANUFACTURING, AND REPAIRING RESTRAINING EQUIPMENT	1		1		1	4				2
V INSPECTING, MANUFACTURING, AND REPAIRING THERMAL CURTAINS	2		*		*	1				*
W MAINTAINING EXPLOSIVE AND HAZARDOUS DEVICES	3		5		1	*				*
X MAINTAINING MOBILE EQUIPMENT AND FACILITIES	*		*		*	*				*

\* Denotes less than 1 percent

TABLE 3 (CONTINUED)

DISTRIBUTION OF DUTY TIME SPENT BY MEMBERS OF CAREER LADDER  
(RELATIVE PERCENT OF JOB TIME)

	ELOTATION EQUIPMENT MAINTENANCE CLUSTER			
	FLT EQ MAINT	FLT & DCL MAINT	FLT & PRS MAINT	FLT EQ TRAINEE
A ORGANIZING AND PLANNING	*	*	1	1
B DIRECTING AND IMPLEMENTING	2	1	2	4
C INSPECTING AND EVALUATING	1	*	1	1
D TRAINING	1	*	1	1
E PERFORMING ADMINISTRATIVE AND SUPPLY FUNCTIONS	1	2	1	3
F PERFORMING GENERAL MAINTENANCE FUNCTIONS	4	4	4	12
G MAINTAINING SHOP FACILITIES AND EQUIPMENT	10	14	12	24
H PERFORMING PARACHUTE SYSTEM SERVICING FUNCTIONS	*	3	1	*
I SERVICING CARGO PARACHUTE SYSTEMS	*	*	*	*
J SERVICING DECELERATION OR DRAG PARACHUTE SYSTEMS	*	9	1	13
K SERVICING DROGUE PARACHUTE SYSTEMS	*	2	*	*
L SERVICING MISSILE OR DRONE RECOVERY PARACHUTE SYSTEMS	*	*	*	*
M SERVICING PERSONNEL PARACHUTE SYSTEMS	1	1	19	*
N SERVICING PERSONNEL RECOVERY SYSTEM PARACHUTES	*	1	1	*
O SERVICING LIFERAFTS	33	26	24	*
P SERVICING LIFE PRESERVERS	32	30	17	17
Q SERVICING ESCAPE SLIDES	3	*	*	*
R SERVICING PROTECTIVE OR ORGANIZATIONAL CLOTHING	3	2	5	15
S INSPECTING, MANUFACTURING, AND REPAIRING AIRCRAFT FABRIC ITEMS OR PROTECTIVE COVERS	2	3	2	4
T INSPECTING, MANUFACTURING, AND REPAIRING AIRCRAFT FABRIC AND UPHOLSTERY	4	*	1	*
U INSPECTING, MANUFACTURING, AND REPAIRING RESTRAINING EQUIPMENT	1	*	1	4
V INSPECTING, MANUFACTURING, AND REPAIRING THERMAL CURTAINS	*	*	*	1
W MAINTAINING EXPLOSIVE AND HAZARDOUS DEVICES	*	2	1	*
X MAINTAINING MOBILE EQUIPMENT AND FACILITIES	*	*	*	*

\* Denotes less than 1 percent

TABLE 3 (CONTINUED)

DISTRIBUTION OF DUTY TIME SPENT BY MEMBERS OF CAREER LADDER  
(RELATIVE PERCENT OF JOB TIME)

	<u>PERS PARA MAINT</u>	<u>PRS &amp; DCL PARA MAINT</u>	<u>CARGO PARA MAINT</u>	<u>CARGO PARA SUPERVISOR</u>
A ORGANIZING AND PLANNING	1	3	2	11
B DIRECTING AND IMPLEMENTING	2	5	5	13
C INSPECTING AND EVALUATING	2	4	3	11
D TRAINING	1	4	2	11
E PERFORMING ADMINISTRATIVE AND SUPPLY FUNCTIONS	5	3	2	6
F PERFORMING GENERAL MAINTENANCE FUNCTIONS	5	3	2	3
G MAINTAINING SHOP FACILITIES AND EQUIPMENT	10	13	15	12
H PERFORMING PARACHUTE SYSTEM SERVICING FUNCTIONS	4	5	5	2
I SERVICING CARGO PARACHUTE SYSTEMS	*	1	55	24
J SERVICING DECELERATION OR DRAG PARACHUTE SYSTEMS	*	9	*	*
K SERVICING DROGUE PARACHUTE SYSTEMS	3	3	*	*
L SERVICING MISSILE OR DRONE RECOVERY PARACHUTE SYSTEMS	*	*	*	*
M SERVICING PERSONNEL PARACHUTE SYSTEMS	61	33	*	*
N SERVICING PERSONNEL RECOVERY SYSTEM PARACHUTES	*	4	*	*
O SERVICING LIFERAFTS	*	1	*	*
P SERVICING LIFE PRESERVERS	1	1	*	*
Q SERVICING ESCAPE SLIDES	*	*	*	*

\* Denotes less than 1 percent

TABLE 3 (CONTINUED)

DISTRIBUTION OF DUTY TIME SPENT BY MEMBERS OF CAREER LADDER  
(RELATIVE PERCENT OF JOB TIME)

	<u>PERS PARA MAINT</u>	<u>PRS &amp; DCL PARA MAINT</u>	<u>CARGO PARA MAINT</u>	<u>CARGO PARA SUPERVISOR</u>
R SERVICING PROTECTIVE OR ORGANIZATIONAL CLOTHING	2	1	3	2
S INSPECTING, MANUFACTURING, AND REPAIRING AIRCRAFT FABRIC ITEMS OR PROTECTIVE COVERS	*	*	1	1
T INSPECTING, MANUFACTURING, AND REPAIRING AIRCRAFT FABRIC AND UPHOLSTERY	*	*	*	*
U INSPECTING, MANUFACTURING, AND REPAIRING RESTRAINING EQUIPMENT	*	*	1	2
V INSPECTING, MANUFACTURING, AND REPAIRING THERMAL CURTAINS	*	*	*	*
W MAINTAINING EXPLOSIVE AND HAZARDOUS DEVICES	3	5	2	1
X MAINTAINING MOBILE EQUIPMENT AND FACILITIES	*	*	1	1

\* Denotes less than 1 percent

TABLE 3 (CONTINUED)

DISTRIBUTION OF DUTY TIME SPENT BY MEMBERS OF CAREER LADDER  
(RELATIVE PERCENT OF JOB TIME)

	SDPF <u>MAINT</u>	FGTR REL <u>MAINT</u>	SURV EQ <u>SUPVR</u>	MGMT <u>JOB</u>
A ORGANIZING AND PLANNING	1	3	14	30
B DIRECTING AND IMPLEMENTING	2	2	16	26
C INSPECTING AND EVALUATING	2	1	15	22
D TRAINING	1	1	9	2
E PERFORMING ADMINISTRATIVE AND SUPPLY FUNCTIONS	1	5	10	18
F PERFORMING GENERAL MAINTENANCE FUNCTIONS	6	10	3	*
G MAINTAINING SHOP FACILITIES AND EQUIPMENT	21	20	8	1
H PERFORMING PARACHUTE SYSTEM SERVICING FUNCTIONS	*	3	1	*
I SERVICING CARGO PARACHUTE SYSTEMS	*	*	*	*
J SERVICING DECELERATION OR DRAG PARACHUTE SYSTEMS	*	1	1	*
K SERVICING DROGUE PARACHUTE SYSTEMS	*	6	1	*
L SERVICING MISSILE OR DRONE RECOVERY PARACHUTE SYSTEMS	*	*	*	*
M SERVICING PERSONNEL PARACHUTE SYSTEMS	*	4	2	*
N SERVICING PERSONNEL RECOVERY SYSTEM PARACHUTES	*	*	2	*
O SERVICING LIFERAFTS	1	*	3	*
P SERVICING LIFE PRESERVERS	1	*	3	*
Q SERVICING ESCAPE SLIDES	*	*	*	*
R SERVICING PROTECTIVE OR ORGANIZATIONAL CLOTHING	4	12	3	*
S INSPECTING, MANUFACTURING, AND REPAIRING AIRCRAFT FABRIC ITEMS OR PROTECTIVE COVERS	24	10	4	*
T INSPECTING, MANUFACTURING, AND REPAIRING AIRCRAFT FABRIC AND UPHOLSTERY	34	*	1	*
U INSPECTING, MANUFACTURING, AND REPAIRING RESTRAINING EQUIPMENT	1	1	1	*
V INSPECTING, MANUFACTURING, AND REPAIRING THERMAL CURTAINS	1	*	*	*
W MAINTAINING EXPLOSIVE AND HAZARDOUS DEVICES	*	11	2	*
X MAINTAINING MOBILE EQUIPMENT AND FACILITIES	*	*	*	*

\* Denotes less than 1 percent

TABLE 4

SELECTED BACKGROUND DATA FOR SPECIALTY JOBS

	SURVIVAL EQUIPMENT MAINTENANCE (SI117)	P & O CLOTHING MAINTENANCE (SI147)	FLOAT SECTION NCOIC (SI158)	DECELERATION PARACHUTE MAINTENANCE (SI132)	AIRCRAFT INTERIOR MAINTENANCE (SI63)
NUMBER IN GROUP	250	55	10	7	11
PERCENT OF SAMPLE	39%	9%	2%	1%	2%
PERCENT IN CONUS	86%	64%	87%	86%	100%
<b>DAFSC DISTRIBUTION</b>					
36231	12%	22%	13%	29%	0%
36251	64%	65%	33%	71%	43%
36271	24%	13%	53%	0%	57%
<b>PREDOMINANT PAYGRADES</b>					
E-1	0%	0%	0%	0%	0%
E-2	4%	15%	0%	29%	0%
E-3	17%	22%	13%	29%	0%
E-4	50%	45%	20%	43%	14%
E-5	21%	13%	53%	0%	71%
E-6	6%	4%	7%	0%	14%
E-7	2%	2%	7%	0%	0%
E-8	0%	0%	0%	0%	0%

\* Denotes less than one percent

TABLE 4 (CONTINUED)

SELECTED BACKGROUND DATA FOR SPECIALTY JOBS

	SURVIVAL EQUIPMENT MAINTENANCE (SI117)	P & O CLOTHING MAINTENANCE (SI147)	FLOAT SECTION NCOIC (SI158)	DECELERATION PARACHUTE MAINTENANCE (SI132)	AIRCRAFT INTERIOR MAINTENANCE (SI63)
AVERAGE TAFMS (MOS)	78	61	112	41	144
PERCENT IN FIRST ENLISTMENT	36%	33%	14%	58%	14%
PERCENT SUPERVISING	43%	16%	80%	57%	86%
AVERAGE NUMBER OF TASKS PERFORMED	217	139	125	108	133

\* Denotes less than one percent



TABLE 4 (CONTINUED)

SELECTED BACKGROUND DATA FOR SPECIALTY JOBS

NUMBER IN GROUP PERCENT OF SAMPLE PERCENT IN CONUS	FLT EQ	FLT & DCL	FLT & PRS	FLT EQ
	MAINT (ST139)	MAINT (ST129)	MAINT (ST81)	TRAINEE (ST104)
28	8	13	9	
4%	1%	2%	1%	
96%	100%	54%	100%	

DAFSC DISTRIBUTION

36231	38%	46%	33%
36251	50%	54%	67%
36271	7%	0%	0%

PREDOMINANT PAYGRADES

E-1	0%	0%	0%	0%
E-2	32%	25%	31%	22%
E-3	25%	25%	31%	22%
E-4	29%	25%	38%	56%
E-5	11%	25%	0%	0%
E-6	4%	0%	0%	0%
E-7	0%	0%	0%	0%
E-8	0%	0%	0%	0%

\* Denotes less than one percent

TABLE 4 (CONTINUED)

SELECTED BACKGROUND DATA FOR SPECIALTY JOBS

	FLT EQ MAINT (ST139)	FLT & DCL MAINT (ST129)	FLT & PRS MAINT (ST81)	FLT EQ TRAINEE (ST104)
AVERAGE TAFMS (MOS)	50	66	31	40
PERCENT IN FIRST ENLISTMENT	65%	50%	76%	67%
PERCENT SUPERVISING	14%	25%	15%	11%
AVERAGE NUMBER OF TASKS PERFORMED	68	59	88	43

\* Denotes less than one percent

TABLE 4 (CONTINUED)

SELECTED BACKGROUND DATA FOR SPECIALTY JOBS

NUMBER IN GROUP PERCENT OF SAMPLE PERCENT IN CONUS	PERS PARA MAINT (ST74)	PERS & DCL PARA MAINT (ST55)	CARGO PARA MAINTENANCE (ST98)	CARGO PARA SUPERVISOR (ST160)
	10 1% 100%	17 1% 100%	14 1% 79%	11 1% 73%
<b>DAFSC DISTRIBUTION</b>				
36231	40%	12%	21%	0%
36251	40%	59%	79%	55%
36271	20%	29%	0%	45%
<b>PREDOMINANT PAYGRADES</b>				
E-1	E-4	E-5	E-3	E-5
0%	0%	0%	7%	0%
20%	20%	12%	7%	0%
20%	20%	12%	36%	0%
40%	40%	29%	36%	27%
10%	10%	35%	7%	64%
10%	10%	12%	7%	9%
0%	0%	0%	0%	0%
0%	0%	0%	0%	0%

\* Denotes less than one percent

TABLE 4 (CONTINUED)

SELECTED BACKGROUND DATA FOR SPECIALTY JOBS

	PERS PARA MAINT (ST74)	PERS & DCL PARA MAINT (ST55)	CARGO PARA MAINTENANCE (ST98)	CARGO PARA SUPERVISOR (ST160)
AVERAGE TAFMS (MOS)	68	85	48	123
PERCENT IN FIRST ENLISTMENT	50%	24%	71%	0%
PERCENT SUPERVISING	30%	53%	14%	82%
AVERAGE NUMBER OF TASKS PERFORMED	68	59	88	43

\* Denotes less than one percent

TABLE 4 (CONTINUED)

SELECTED BACKGROUND DATA FOR SPECIALTY JOBS

NUMBER IN GROUP PERCENT OF SAMPLE PERCENT IN CONUS	SDPF MAINT (SI69)		FGTR REL MAINT (SI67)		SURV EQ SUPERVISOR (SI60)		MANAGEMENT (SI39)	
20			7		68		9	
3%			1%		11%		1%	
100%			100%		75%		67%	

DAFSC DISTRIBUTION

36231	10%	14%	0%	0%	0%
36251	75%	86%	10%	11%	11%
36271	15%	0%	90%	89%	89%

PREDOMINANT PAYGRADES

E-1	0%	0%	0%	0%	0%
E-2	0%	14%	0%	0%	0%
E-3	25%	14%	0%	0%	0%
E-4	40%	57%	6%	0%	0%
E-5	30%	14%	22%	22%	22%
E-6	5%	0%	43%	22%	22%
E-7	0%	0%	28%	56%	56%
E-8	0%	0%	1%	0%	0%

\* Denotes less than one percent

TABLE 4 (CONTINUED)

SELECTED BACKGROUND DATA FOR SPECIALTY JOBS

	SDPF MAINT (SI69)	FGTR REL MAINT (SI67)	SURV EQ SUPERVISOR (SI60)	MANAGEMENT (SI39)
AVERAGE TAFMS (MOS)	76	69	175	208
PERCENT IN FIRST ENLISTMENT	45%	58%	1%	0%
PERCENT SUPERVISING	45%	43%	96%	78%
AVERAGE NUMBER OF TASKS PERFORMED	48	76	179	40

\* Denotes less than one percent

- II. FLOTATION EQUIPMENT MAINTENANCE CLUSTER (ST42, N=65)
  - A. Flotation Equipment Maintenance Job (ST139, N=28)
  - B. Flotation and Deceleration Parachute Maintenance Job (ST129, N=8)
  - C. Flotation and Personnel Parachute Maintenance Job (ST81, N=13)
  - D. Flotation Equipment Trainee Job (ST104, N=9)
  
- III. PERSONNEL PARACHUTE MAINTENANCE CLUSTER (ST46, N=27)
  - A. Personnel Parachute Maintenance Job (ST74, N=10)
  - B. Personnel and Deceleration Parachute Maintenance Job (ST55, N=17)
  
- IV. CARGO PARACHUTE MAINTENANCE CLUSTER (ST51, N=27)
  - A. Cargo Parachute Maintenance Job (ST98, N=14)
  - B. Cargo Parachute Supervisor Job (ST160, N=11)
  
- V. AIRCRAFT SOUNDPROOFING AND FABRIC MAINTENANCE JOB (ST69, N=20)
  
- VI. FIGHTER RELEASE SYSTEM MAINTENANCE JOB (ST67, N=7)
  
- VII. SURVIVAL EQUIPMENT SUPERVISORS JOB (ST60, N=68)
  
- VIII. MANAGEMENT JOB (ST39, N=9)

The respondents forming these jobs account for 90 percent of the survey sample. The remaining 10 percent of the respondents perform tasks or series of tasks that did not allow the program to group them with members of these jobs. Examples of jobs performed by the not grouped respondents included Assistant NCOICs of survival equipment and parachute sections, Flight Administrator, Self-Inspection Monitor, CDC Writer, Training Instructors, and a C-5 Refurbisher.

#### Group Descriptions

The succeeding paragraphs contain descriptions of the clusters and jobs. Representative tasks for each of the identified clusters and jobs are contained in Appendix A.

An additional way of illustrating these jobs and clusters is to summarize tasks performed into groups of tasks (task modules). These task modules are formed on the basis of the copformance of tasks and can be useful in displaying where job incumbents spend most of their time. The display used shows the number of tasks included in the module, the average of the percent members performing all the tasks within the module, the average percent time spent in the module, and the cumulative time spent (Cum) by the group as each module is listed. Representative task modules are listed as part of the job description. A complete listing of tasks associated with each task module is listed for reference in Appendix B. A complete, detailed listing of the task modules performed by each job, the percent members performing, and time spent data is contained in the Training Extract accompanying this OSR.

**I. GENERAL EQUIPMENT MAINTENANCE CLUSTER (ST40).** The work performed in the General Equipment Maintenance cluster is the core work of the career ladder. The commonality of the jobs in this cluster is the maintenance of, liferafts, life preservers, shop equipment, and personnel parachutes. The five jobs within this cluster differ in the secondary functions performed in each job. As a whole, the jobs within this cluster encompass a large number of tasks (195), a substantially larger number of tasks than the other jobs and clusters identified within the career ladder.

**A. Survival Equipment Maintenance Job (ST117).** Members of this job spend the majority of their job time performing the general maintenance functions regarding the servicing of liferafts, life preservers, personnel parachutes, and shop equipment. Extremely broad in its focus, the Survival Equipment Maintenance job averages 219 tasks. The inspection, preventative maintenance, and patching of personnel parachutes, liferafts and life preservers, along with the maintenance and inspection of stencil machines, sewing machines, air supply hoses, and other shop equipment are core functions of the job and account for almost 53 percent of the relative job time. Typical tasks include:

- deflate life preservers
- adjust pressures for liferafts
- apply talcum powder to liferafts
- inflate life preservers to perform leakage inspections
- functionally test life preservers
- deflate liferafts
- remove or replace personnel parachute system tackings
- pack personnel parachutes
- inspect personnel parachutes
- perform operator maintenance on sewing machines
- inspect stencil machines



Representative modules for the job include:

<u>TM</u>	<u>MODULE TITLE</u>	<u># OF TASKS</u>	<u>PCT PFG</u>	<u>PCT TIME SPENT</u>	<u>CUM TIME SPENT</u>
3	Flotation Equipment Maintenance	37	92	20	20
7	Personnel Parachute Maintenance	38	70	13	33
4	Flotation Equipment Component Maintenance	16	77	6	39
10	Protective Cover Fabrication	19	52	5	44
28	Supervision	33	31	5	49
1	Shop Equipment Maintenance	8	84	4	53

The above task module performance data reflect the emphasis on survival equipment maintenance present in this job. Because of the large number of tasks being performed by each of the incumbents of this job, 44 percent of incumbent's job time is accounted for by these modules.

Survival Equipment Maintenance personnel average 6 years, 5 months of service, and 36 percent are in their first enlistment. Sixty-three percent hold the 5-skill level.

The predominant paygrade is E-4, with 87 percent in paygrades E-3 through E-5. Forty-three percent of these incumbents are from Air Combat Command (ACC). Fourteen percent of these respondents are located overseas.

**B. Protective and Organizational Clothing Maintenance Job (ST147).** The Protective and Organizational Clothing Maintenance job is very similar in task performance to the Survival Equipment Maintenance job. Functions that distinguish this job involve patching, inspecting, and installing hardware onto organizational and protective clothing, such as anti-G and anti-exposure suits. The 55 members of this job perform an average of 139 tasks. Examples of distinguishing tasks include:

- determine reparability of organizational clothing
- sew items onto protective clothing
- inspect organizational clothing
- remove or replace hardware on anti-G suits
- patch organizational clothing
- remove or replace anti-exposure suit parts
- cement seams of anti-exposure suits
- remove or replace protective clothing hardware

Representative task modules for this job include:

<b>TM</b>	<b>MODULE TITLE</b>	<b># OF TASKS</b>	<b>PCT PFG</b>	<b>PCT TIME SPENT</b>	<b>CUM TIME SPENT</b>
3	Flotation Equipment Maintenance	37	82	26	26
18	Reefing Equipment Maintenance	10	81	7	33
16	Anti-Exposure Suit Maintenance	22	47	7	40
1	Shop Equipment Maintenance	8	86	6	46
7	Personnel Parachute Maintenance	38	19	5	51
2	Organizational Clothing Maintenance	5	84	4	55

C. Float Section NCOIC Job (ST87). The 15 respondents forming the Float Section NCOIC job perform an average of 126 tasks. Functions performed in this job include the supervision and management of Flotation Section activities and personnel. Although this job is located within the General Equipment Maintenance cluster, the supervisory functions performed by incumbents are directed toward the maintenance activities performed in the Flotation Equipment Maintenance cluster. Typical tasks for this job include:

- direct liferaft section functions
- direct flotation equipment section functions
- supervise Fabrication and Parachute Apprentice (AFSC 2A734)
- supervise Fabrication and Parachute Journeyman (AFSC 2A754)
- access damage to determine reparability of liferafts
- operationally check liferaft oral inflation valves
- update liferaft configurations
- counsel subordinates on military related matters

Representative task modules for this job include:

<b>TM</b>	<b>MODULE TITLE</b>	<b># OF TASKS</b>	<b>PCT PFG</b>	<b>PCT TIME SPENT</b>	<b>CUM TIME SPENT</b>
3	Flotation Equipment Maintenance	37	77	27	27
28	Supervision	22	56	16	43
4	Flotation Equipment Component Maintenance	16	66	9	52
22	Escape Slide Maintenance	17	47	8	60
6	Liferaft Hardware Maintenance	12	57	7	67

These task modules reflect the relation of this job to the Flotation Equipment Maintenance cluster. However, they also reflect the diversity of the work performed and the similar percentage of time spent on flotation equipment maintenance tasks that link this job to the General Equipment Maintenance cluster.

Members of this job average 9 years and 4 months of active duty service, and 53 percent hold the 7-skill level. Only two of the incumbents in this job are in their first enlistments. The predominant paygrade for the group is E-5. Two-thirds of the incumbents of this group are in Air Mobility Command (AMC). Thirteen percent of these incumbents are located overseas.

**D. Deceleration Parachute Maintenance Job (ST132).** Incumbents performing the Deceleration Parachute Maintenance job perform fewer tasks than that of other jobs in the General Equipment Maintenance cluster. The 7 members of this job average only 108 tasks, most of which are core to the cluster. The differentiating tasks regard the servicing, repair, and maintenance of deceleration parachutes and protective and organizational clothing. Some typical tasks include:

- sew items onto protective or organizational clothing
- inspect deceleration parachutes
- pack deceleration parachutes
- inspect organizational clothing
- assess damage to determine reparability of deceleration parachutes
- inspect toxicological suits or accessories
- assemble or disassemble deceleration parachute systems
- remove or replace deceleration system pilot chutes
- remove or replace deceleration system connector links

Representative task modules for this job include:

<b>TM</b>	<b>MODULE TITLE</b>	<b># OF TASKS</b>	<b>PCT PFG</b>	<b>PCT TIME SPENT</b>	<b>CUM TIME SPENT</b>
3	Flotation Equipment Maintenance	37	48	17	17
24	Deceleration Parachute Maintenance	31	53	13	30
16	Anti-Exposure Suit Maintenance	22	55	11	41
1	Sewing Machine Maintenance	8	98	9	58
9	Miscellaneous Fabric Equipment Maintenance	12	61	8	58
5	Shop Equipment Inspection	8	55	5	63

Almost one-fourth of the incumbents' relative job time is spent performing tasks in the deceleration parachute and anti-exposure suit maintenance task modules. These are the distinguishing factors of the job.

Members in this job have an average of 3 years of service. More than half of the incumbents of this job are in their first enlistment, and all but one are assigned to ACC. All of these incumbents are in paygrades E-2 through E-4, and 14 percent are at CONUS locations. Fifty-seven percent are 7-skill level.

E. Aircraft Interior Design Job (ST63). Respondents performing this spend almost one-third of their job time performing tasks involving the inspection, manufacturing, and repair of aircraft soundproofing, upholstery, fabric items and protective covers. This job also involves many organizational and personnel management-related functions, such as supervising personnel and determining work priorities, equipment requirements, and personnel requirements. These 7 respondents perform an average of 133 tasks. Although they show the most deviation from the core work of the cluster, the incumbents still spend over 20 percent of their total job time performing tasks common to the cluster. Some distinguishing tasks include:

- remove or replace aircraft covers
- sew aircraft insulation
- remove or replace aircraft blanket insulation
- remove or replace aircraft sound proofing hardware
- recover aircraft headliners
- fabricate aircraft covers
- fabricate aircraft fabric items
- inspect aircraft fabric items
- design patterns for aircraft fabric items

Representative task modules for this job include:

<u>TM</u>	<u>MODULE TITLE</u>	<u># OF TASKS</u>	<u>PCT PFG</u>	<u>PCT TIME SPENT</u>	<u>CUM TIME SPENT</u>
15	Aircraft Interior Maintenance	23	74	16	16
28	Supervision	22	56	15	31
10	Protective Cover Fabrication	19	65	12	43
3	Flotation Equipment Maintenance	37	29	8	51
1	Sewing Machine Maintenance	8	93	6	57

These modules highlight the job's emphasis on aircraft interior maintenance functions, as well as its personnel supervision and management responsibilities. The table also depicts the job's link with the core work of the cluster in the performance of sewing machine and flotation equipment maintenance.

Incumbents of this job are 5- and 7-skill level personnel with an average of almost 12 years of service. Only one of the incumbents is in the first enlistment. This job is primarily comprised of AMC personnel, all of whom are located at CONUS bases.

**II. FLOTATION EQUIPMENT MAINTENANCE CLUSTER (ST42).** Each of the four jobs identified within this cluster spend a minimum of 40 percent of their relative job time on servicing liferafts and life preservers. Although most of the tasks common to this cluster are also common to the General Equipment Maintenance cluster, this cluster is much more focused on the maintenance of flotation equipment and the components of flotation equipment.

**A. Flotation Equipment Maintenance Job (ST139).** The Flotation Equipment Maintenance job is the core job of the Flotation Equipment Maintenance cluster. The 28 respondents making up this job perform an average of 68 tasks. Seventy-five percent of their relative job time is spent servicing flotation and shop equipment. The core responsibilities of the Flotation Equipment Maintenance job involve inspecting, removing or replacing components or parts, cleaning and packing liferafts and life preservers. Incumbents also maintain stencil equipment and sewing machines. The typical tasks for this job include:

- inflate life preservers to perform leakage inspections
- assess damage to determine reparability of life preservers
- deflate liferafts
- inspect life preservers
- deflate life preservers
- pack liferafts
- visually inspect liferafts
- weigh liferaft CO2 cylinders
- remove or replace life preserver inflators
- inflate liferafts to perform leakage inspections

Representative task modules for this job include:

<u>TM</u>	<u>MODULE TITLE</u>	<u># OF TASKS</u>	<u>PCT PFC</u>	<u>PCT TIME SPENT</u>	<u>CUM TIME SPENT</u>
3	Flotation Equipment Maintenance	37	75	50	50
4	Flotation Equipment Component Maintenance	16	49	11	61
6	Liferaft Hardware Maintenance	12	37	7	68
1	Shop Equipment Maintenance	8	46	5	73

These modules reemphasize the focus of the work within the job. They also reflect the technical nature of the job.

Fifty percent of respondents holding this job are 3-skill level personnel, and 47 percent are 5-skill level. AMC personnel make up 68 percent of this job, and 94 percent are stationed at CONUS locations. The average time in service is just over 2 years with 65 percent of the incumbents in their first enlistment. Incumbents of this job are evenly spread among paygrades E-2 through E-4.

**B. Flotation and Deceleration Parachute Maintenance Job (ST129).** The Flotation and Deceleration Parachute Maintenance job is very similar to the Flotation Equipment Maintenance job. The distinguishing functions of this job involve the servicing of deceleration parachutes. This includes the packing, inspection, assembly, and removal of components on deceleration parachutes. Incumbents also perform a small number of maintenance functions to the MBEU-32XXX, F-4 Long or Short Extender Straps Drogue Parachute. Some typical tasks are:

- splice deceleration parachute system broken suspension lines
- remove or replacing deceleration parachute system canister components
- adjust pressures for liferafts
- pack life preservers
- pack deceleration parachutes
- deflate life preservers
- visually inspect liferafts
- inspect deceleration parachutes
- assemble or disassembling deceleration parachutes
- hang parachutes

Representative task modules for this job include:

<u>TM</u>	<u>MODULE TITLE</u>	<u># OF TASKS</u>	<u>PCT PFG</u>	<u>PCT TIME SPENT</u>	<u>CUM TIME SPENT</u>
3	Flotation Equipment Maintenance	37	68	52	52
24	Deceleration Parachute Maintenance	31	19	9	61
1	Shop Equipment Maintenance	8	52	7	68

The job's focus on the tasks core to the cluster is shown above. The modules also highlight some of the deceleration parachute maintenance that distinguishes this job.

Five-skill level personnel make up half of this job. Overall, the members have an average of just over 5 years of service. The paygrade distribution for the job is evenly spread from E-2 through E-5. Half of the incumbents of this job are in their first enlistment, and 75 percent of the group are in ACC. All of the incumbents of this job are at CONUS locations.

**C. Flotation and Personnel Parachute Maintenance Job (ST81).** The work performed in this job is the most diverse of the cluster. Incumbents perform an average of 88 tasks. The focus of the work within this job is very similar to the work being performed in the Survival Equipment Maintenance job. These two jobs differ primarily in the larger number and more specialized task performance associated with the Survival Equipment Maintenance job. Inspection of life preservers, personnel parachutes and their components, and liferafts makes up a larger part of this job than the other jobs within the cluster. Incumbents' jobs spend almost 20 percent of their relative job time on personnel parachutes and their associated parts, substantially more time than that of other Flotation Equipment Maintenance Personnel. Common tasks for Flotation and Personnel Parachute Maintenance Personnel are:

- pack personnel parachutes
- pack life preservers
- inflate life preservers to perform leakage inspections
- pack liferafts
- inspect life preservers
- deflate liferafts
- inspect personnel parachutes
- remove or replace personnel parachute system tackings
- inspect personnel parachute automatic ripcords
- inspect liferaft accessory survival kits, carrying cases or cylinder assemblies
- remove or replace personnel parachute system automatic opening devices

Representative task modules for this job include:

<u>TM</u>	<u>MODULE TITLE</u>	<u># OF TASKS</u>	<u>PCT PFG</u>	<u>PCT TIME SPENT</u>	<u>CUM TIME SPENT</u>
3	Flotation Equipment Maintenance	37	75	35	35
7	Personnel Parachute Maintenance	38	38	18	53
6	Liferaft Hardware Maintenance	12	36	5	58
4	Flotation Equipment Component Maintenance	16	32	5	63
1	Shop Equipment Maintenance	8	47	5	68

The relatively large number of modules in which these incumbents spend the preponderance of their time indicates the diversity of this job. Several other task modules had similar time spent ratings, such as Automatic Opening Device Maintenance, Supervision, Shop Equipment Inspection, and Organizational Clothing Maintenance.

The incumbents of this job average only 2 1/2 years of service, with 74 percent in their first enlistment. The predominant paygrade for the group is E-4 with all of the incumbents falling in paygrades E-2 through E-4. Comprised of primarily 5-skill level personnel, this job is not MAJCOM specific. Consequently, personnel are evenly distributed among USAFE, AFSOC, ACC, and AMC. Forty-six percent of this job's incumbents were located overseas.

D. Flotation Equipment Trainee Job (ST104). The Flotation Equipment Trainee job encompasses an average of only 44 tasks. As compared with other jobs within the Flotation Equipment Maintenance cluster, the work performed in this job is focused almost exclusively on packing, inflating, deflating, inspecting, and functionally testing life preservers. This job focuses on the most basic tasks of the career field. Some typical tasks are:

- remove or replace life preserver CO2 cartridges
- pack life preservers
- inflate life preservers to perform leakage inspections
- inspect life preservers
- deflate life preservers
- inspect life preserver survival items
- visually inspect life preserver CO2 cartridges
- functionally inspect life preservers
- remove or replace life preserver cells
- remove or replace life preserver survival items



Representative task modules for this job include:

<u>TM</u>	<u>MODULE TITLE</u>	<u># OF TASKS</u>	<u>PCT PFG</u>	<u>PCT TIME SPENT</u>	<u>CUM TIME SPENT</u>
3	Flotation Equipment Maintenance	37	59	56	56
4	Flotation Equipment Component Maintenance	16	47	19	75
22	Escape Slide Maintenance	17	22	5	80

The task modules performance of the incumbents of this job further emphasize the relatively limited task performance of this job, as compared with other jobs in the cluster.

Incumbents have an average of 3 years of service. Sixty-seven percent of the respondents located within this job are in their first enlistment, and 56 percent are paygrade E-4. Persons holding the 5-skill level make up 67 percent of the incumbents. AMC is the primary MAJCOM of the respondents forming this job, and all are assigned to CONUS bases.

**III. PERSONNEL PARACHUTE MAINTENANCE CLUSTER (ST46).** The 27 respondents forming the Personnel Parachute Maintenance cluster perform an average of 90 tasks. Forty-four percent of their relative job time is spent servicing personnel parachutes. This cluster is composed of two jobs differing primarily in the amount of time spent performing functions other than those common to the cluster. In comparison with the Flotation Equipment Maintenance and General Equipment Maintenance clusters (and the jobs within), the members of the Personnel Parachute Maintenance cluster and the subsequently mentioned clusters and jobs perform very few flotation equipment maintenance functions.

**A. Personnel Parachute Maintenance Job (ST74).** The incumbents of this job spend a larger portion of their time performing personnel parachute maintenance than the other job within the Personnel Parachute Maintenance cluster. On average, the incumbents perform 49 tasks and spend 61 percent of their job time performing personnel parachute maintenance functions. An average of 49 tasks are being performed in this job. Typical tasks include:

- pack personnel parachutes
- inspect personnel parachutes
- remove or replace personnel parachute system tackings
- assemble or disassemble personnel parachute systems
- remove or replace personnel parachute system canopies

assess damage to determine reparability of personnel parachutes  
 inspect personnel parachute system automatic ripcord releases  
 adjust tension on personnel parachute system ripcord release grips  
 or handles

Representative task modules for this job include:

<u>TM</u>	<u>MODULE TITLE</u>	<u># OF TASKS</u>	<u>PCT PFG</u>	<u>PCT TIME SPENT</u>	<u>CUM TIME SPENT</u>
7	Personnel Parachute Maintenance	38	62	58	58
3	Flotation Equipment Maintenance	37	8	5	63

The task module performance for this job clearly shows the large amount of time spent performing personnel parachute maintenance tasks. Also, the performance of flotation equipment maintenance tasks is notably lower than that of the two previous clusters.

All of the personnel within this job are at CONUS locations. ACC personnel account for 40 percent of the incumbents of this job. The average time in service is 6 1/2 years, and 50 percent are first-enlistment personnel. Forty percent of the respondents performing this job hold the 3-skill level; 40 percent 5-skill level. The primary paygrade for the members with the job is E-4.

**B. Personnel and Deceleration Parachute Maintenance Job (ST55).** The respondents making up the Personnel and Deceleration Parachute Maintenance job perform a larger number of tasks than the Personnel Parachute Maintenance job, averaging over 114. Many of the discriminating functions of this job focus on the maintenance and servicing of deceleration parachutes. Removal and replacement of various components of personnel parachute systems are tasks most commonly performed in this job. Distinguishing tasks of this job include:

- remove or replace personnel parachute system tackings
- remove or replace personnel parachute system canopies
- remove or replace personnel parachute system risers
- remove or replace personnel parachute system fastener hardware
- remove or replace personnel parachute system harnesses
- remove or replace personnel parachute system pilot chutes
- pack deceleration parachutes
- inspect deceleration parachutes
- pack personnel parachutes
- remove or replace deceleration parachute system pilot chutes

Representative task modules for this job include:

<u>TM</u>	<u>MODULE TITLE</u>	<u># OF TASKS</u>	<u>PCT PFG</u>	<u>PCT TIME SPENT</u>	<u>CUM TIME SPENT</u>
7	Personnel Parachute Maintenance	38	79	30	30
24	Deceleration Parachute Maintenance	31	33	9	39
28	Supervision	33	34	9	48
1	Sewing Machine Maintenance	8	52	5	53

The relative time spent by incumbents on the Personnel Parachute Maintenance module shows a substantial decrease when compared with the Personnel Parachute Maintenance job. This drop in time spent represents part of the distinctions between the jobs of the cluster. As the table shows, this job also involves more supervisory and deceleration parachute maintenance tasks than the other job within the cluster.

Personnel and Deceleration Parachute Maintenance personnel average 7 years of service. Thirty-six percent of the incumbents are in their first enlistment. Almost 60 percent of the personnel within this job are in ACC with no personnel located overseas. The predominant paygrade is E-5, with 59 percent holding the 5-skill level.

**IV. CARGO PARACHUTE MAINTENANCE CLUSTER (ST51).** The 27 respondents making up the Cargo Parachute Maintenance cluster perform an extremely focused job, averaging only 69 tasks. Work performed within this cluster is based on the maintenance of cargo parachutes and cargo parachute accessories.

**A. Cargo Parachute Maintenance Job (ST98).** Fifty-five percent of the job time for this job is spent performing cargo parachute maintenance. The 14 incumbents only 39 tasks. Functions performed in this job include the fabrication and patching of cargo parachutes and removal and replacement of cargo parachute system components. The incumbents of this job spend an additional 15 percent of their job time maintaining shop facilities and equipment, specifically sewing machines. Some typical tasks for the job are:

- pack cargo parachutes
- inspect cargo parachutes
- patch cargo parachute system canopies
- patch cargo parachute system pilot chutes

patch parachute system deployment bags  
 fabricate standard air drop bundles  
 assess damage to determine reparability of cargo parachutes  
 assemble and disassemble cargo parachute systems  
 clean sewing machines  
 time sewing machines  
 inspect sewing machines

Representative task modules for this job include:

<u>TM</u>	<u>MODULE TITLE</u>	<u># OF TASKS</u>	<u>PCT PFG</u>	<u>PCT TIME SPENT</u>	<u>CUM TIME SPENT</u>
41	Cargo Parachute Maintenance	28	56	57	57
1	Sewing Machine Maintenance	8	66	13	70
28	Supervision	33	13	7	77

These data reemphasize the focus of the job on Cargo Parachute Maintenance tasks. The 57 percent of relative job time spent performing the Cargo Parachute Maintenance represents a substantial amount of time spent in the Fabrication and Parachute career ladder.

The average time in service for these incumbents is 4 years. Seventy-one percent of the incumbents are in their first enlistment. The majority (79 percent) hold the 5-skill level. The predominant paygrades are E-3 and E-4, with 34 percent of the personnel in each. The overseas personnel account for 21 percent of the incumbents. AMC personnel account for 79 percent of this job's incumbents. The remaining 21 percent are in USAFE. None of the incumbents of this job are 3-skill level personnel.

B. Cargo Parachute Supervisor Job (ST160). The incumbents of this job are differentiated from the Cargo Parachute Maintenance job by the diversity of the work performed. An average of 109 tasks are being performed by the incumbents of this job. Directing, implementing, instructing, evaluating, and training are all duties that make up a major portion of the work performed. Cargo parachute maintenance tasks make up only 24 percent of this job time, as opposed to 55 percent for the maintenance job. Some typical tasks are:

inspect cargo parachutes  
 pack cargo parachutes  
 assemble or disassemble cargo parachutes  
 assess damage to determine reparability of cargo parachutes

conduct OJT  
 counsel subordinates on personnel or military-related problems  
 direct parachute section functions  
 write or review EPRs  
 assign personnel to duty positions

Representative task modules for this job include:

<u>TM</u>	<u>MODULE TITLE</u>	<u># OF TASKS</u>	<u>PCT PFG</u>	<u>PCT TIME SPENT</u>	<u>CUM TIME SPENT</u>
41	Cargo Parachute Maintenance	28	83	27	27
28	Supervision	22	61	20	47
30	Management	27	43	10	57
1	Sewing Machine Maintenance	8	89	8	65

The 30 percent of time spent performing tasks in the Supervision and Management modules are the primary discriminators between the two jobs within the Cargo Parachute Maintenance cluster.

The incumbents of this job average over 10 years of military service. None of the incumbents of this job are in their first enlistment, nor are there any 3-skill level personnel within this job. Five-skill level personnel account for 55 percent of the members of the job. Twenty-seven percent are located overseas, and 55 percent are in AMC. Paygrade E-4 accounts for 64 percent of the incumbents, with the remaining 36 percent being paygrades E-5 and E-6.

V. Aircraft Soundproofing and Fabric Maintenance Job (ST69). Performing an average of 48 tasks, the 20 incumbents of this job spent 58 percent of their job time performing tasks involving the inspection, manufacturing, and repairing of aircraft soundproofing, upholstery, fabric items, and protective covers. Many of these tasks involve cutting, fabricating, and removal and replacement of soundproofing and fabric items. Personnel holding this job perform almost no life preserver, liferaft, or parachute maintenance functions, as they do in all the previously mentioned jobs. Some typical tasks include:

cut fabric for aircraft fabric items  
 sew aircraft insulation  
 cut insulating materials for aircraft soundproofing

fabricate aircraft covers  
 sew items onto protective or organizational clothing  
 fabricate aircraft blanket insulation

Representative task modules for this job include:

<u>TM</u>	<u>MODULE TITLE</u>	<u># OF TASKS</u>	<u>PCT PFG</u>	<u>PCT TIME SPENT</u>	<u>CUM TIME SPENT</u>
15	Aircraft Interior Maintenance	23	52	36	36
10	Protective Cover Fabrication	19	46	21	57
1	Sewing Machine Maintenance	8	81	15	72

These data reflect this job's focus on aircraft interior maintenance. Flotation and parachute maintenance tasks are performed by few incumbents in this job.

This job is performed primarily by E-4 personnel, with 95 percent of the incumbents in paygrades E-3 through E-5. Seventy-five percent hold the 5-skill level or higher, and 75 percent are in AMC. All of the members of this job are located in the CONUS, and 45 percent were in their first enlistment. The average total active federal military service (TAFMS) for this job is just over 6 years.

**VI. Fighter Release System Maintenance Job (ST67).** The 7 incumbents of the Fighter Release System Maintenance job perform an average of 76 tasks. Many of the tasks performed by this job concern the maintenance of the seawater activated release system (SEAWARS) and the preventive maintenance of reefing line cutters. This job is distinguished from the large clusters discussed above in the absence of liferaft and life preserver maintenance tasks. All of the members of this group work on either F-16s or F-117s. Work performed in this job also involves, to a slightly lesser degree, fabrication and repair of anti-exposure suits, protective and organizational clothing, and other fabric items. Some typical tasks include:

- remove or replace SEAWARS canopy release systems
- inspect reefing line cutters
- remove or replace reefing line cutters
- arm reefing line cutters
- remove explosive devices from storage
- store explosive devices
- inspect SEAWARS for correct voltage readings

Representative task modules for this job include:

<u>TM</u>	<u>MODULE TITLE</u>	<u># OF TASKS</u>	<u>PCT PMP</u>	<u>PCT TIME SPENT</u>	<u>CUM TIME SPENT</u>
1	Sewing Machine Maintenance	8	93	12	12
18	Reefing Equipment Maintenance	10	71	11	23
10	Protective Cover Maintenance	23	33	9	32
9	Miscellaneous Fabric Equipment Maintenance	12	51	7	39
16	Anti-Exposure Suit Maintenance	22	21	7	46
2	Organizational Clothing Maintenance	5	54	5	51

Review of the task module performance data reflects the performance of tasks associated with reefing equipment. The table also reflects the plethora of fabric maintenance activities being performed in this job.

Members of this job average 6 1/2 years' TAFMS with 58 percent of the incumbents in their first enlistment. The predominant paygrade is E-4. Eighty-six percent of the incumbents hold the 5-skill level. The remaining 14 percent are 3-skill level personnel. All of the members of this job are in ACC, and five of the seven members are located at Hill AFB.

**VII. SURVIVAL EQUIPMENT SUPERVISORS JOB (ST60).** This group of first-line supervisors spend 63 percent of their job time performing supervisory, administrative and training functions. Evaluation of work standards and personnel performance, along with the coordination and assignment of work activities and personnel, are core functions of the job. Ordering equipment and spare parts, records administration, and supervision of OJT activities are also common functions of the job. Moderately diverse in focus, this job involves performing an average of 179 tasks. Although technical tasks make up about 26 percent of the work performed by these respondents, personnel management functions distinguish this job from other jobs in the career ladder. Typical tasks of the cluster include:

- coordinate work activities with shop sections or other units
- evaluate subordinates' compliance with shop performance standards
- counsel subordinates on personal or military-related problems
- inspect personnel
- establish work priorities
- write or review EPRs
- evaluate work standards
- order equipment, parts, or supplies

assign space for incoming equipment or supplies  
 evaluate the use of equipment, parts or supplies  
 direct fabrication and parachutes shop functions  
 establish training requirements  
 maintain training records or graphs  
 plan training programs

Representative task modules for this job include:

<u>TM</u>	<u>MODULE TITLE</u>	<u># OF TASKS</u>	<u>PCT PFG</u>	<u>PCT TIME SPENT</u>	<u>CUM TIME SPENT</u>
28	Supervision	22	82	22	22
30	Management	27	66	12	34
31	Administration	14	61	6	40
3	Flotation Equipment Maintenance	37	36	6	46
32	Planning	15	55	5	51

The time spent performing tasks in the Supervision, Management, Administration, and Planning modules outline the focus of the work performed in this job. The small amount of time spent on Flotation Equipment Maintenance tasks is indicative of the small amount of time dedicated to technical tasks.

This job is primarily performed by senior personnel holding the 7-skill level, in paygrade E-6 or E-7, with an average of 14 1/2 years' TAFMS. Only one member of this job was in the first enlistment. Seventy-five percent are located at CONUS bases. Forty-four percent were in ACC and an additional 21 percent in AMC.

**VIII. MANAGEMENT JOB (ST39).** The Management job differs from the Survival Equipment Supervisors job, as incumbents of the Management job perform almost no technical tasks. Averaging only 40 tasks performed, the incumbents of the Management job spend most of their time on administrative staff functions. These functions include briefing preparation and delivery; developing and evaluating local work procedures, budgets, and checklists; maintaining personnel rosters and historical records; and supervising AFSC 2A7X4 personnel at all levels. They also supervise personnel from AFSCs other than 2A7X4. Some typical tasks include:



conduct briefings  
 write or review EPRs  
 counsel subordinates on personal or military-related matters  
 maintain administrative records  
 draft correspondence  
 maintain historical records  
 develop work procedures  
 develop contingency plans  
 maintain master personnel rosters  
 prepare briefings  
 develop local checklists

Representative task modules for this job include:

<u>TM</u>	<u>MODULE TITLE</u>	<u># OF TASKS</u>	<u>PCT PFG</u>	<u>PCT TIME SPENT</u>	<u>CUM TIME SPENT</u>
28	Supervision	22	29	23	23
32	Planning	15	47	18	41
31	Administration	14	38	16	57
30	Management	27	20	12	69
36	Safety and Security Management	7	30	5	74

Task module performance data for the Management job reflect the administrative and supervisory focus of the work performed. They also illustrate the lack of technical task performance.

Members of this job have an average of 17 years 4 months' TAFMS, higher than any other job in the career field. All but one of these respondents are of the 7-skill level. One-third of the incumbents of this job are located at CONUS bases with 44 percent being AMC personnel. The predominant paygrade for the job was E-7.

### COMPARISON OF CURRENT JOB STRUCTURE TO PREVIOUS STUDY

The current job structure was compared with the previous OSR (AFPT 90-427-769, August 1987). Table 5 lists the major jobs reported in the current study and their equivalents in the previous study. There have been only slight changes in the numbers of personnel performing the identified jobs. The career field has remained relatively stable over the period between the two studies.

TABLE 5

JOB SPECIALTY COMPARISONS BETWEEN CURRENT AND 1987 SURVEYS

CURRENT SURVEY (N=634) 2A7X4	PERCENT OF SAMPLE	1987 SURVEY (N=863) 427X3	PERCENT OF SAMPLE
GENERAL EQUIPMENT MAINTENANCE CLUSTER	55	GENERAL PARACHUTE AND FLOATATION PERSONNEL	54
FLOTATION EQUIPMENT MAINTENANCE CLUSTER	10	FLOTATION PERSONNEL	10
PERSONNEL PARACHUTE MAINTENANCE CLUSTER	4	PERSONNEL PARACHUTE PERSONNEL	6
CARGO PARACHUTE MAINTENANCE CLUSTER	4	CARGO PARACHUTE PERSONNEL	4
AIRCRAFT SOUNDPROOFING AND FABRIC MAINTENANCE JOB	3	UPHOLSTERY PERSONNEL	-
FIGHTER RELEASE SYSTEM MAINTENANCE JOB		REFURBISHMENT PERSONNEL	1
SURVIVAL EQUIPMENT SUPERVISORS JOB	11	SUPERVISORY PERSONNEL	9
MANAGEMENT JOB	1	IDENTIFIED AS PART OF SUPERVISORY PERSONNEL	

- Denotes less than one percent

## ANALYSIS OF DAFSC GROUPS

An analysis of DAFSC groups, along with the career ladder structure, is an integral part of an OSR. The DAFSC analysis examines the differences in tasks performed by persons of different skill levels. This information can be used to evaluate how well career ladder documents, AFM 36-2108 Specialty Descriptions, and the STS reflect what is being done in the field. Table 6 displays the distribution of DAFSCs over career ladder jobs, and Table 7 shows the percent time spent on each duty across skill-level groups.

A typical pattern of progression exists within the AFSC 2A7X4 career ladder. Personnel at the 3- and 5-skill levels spend more time performing technical tasks. Seven-skill level personnel perform more administrative and managerial tasks, along with many technical tasks.

### Skill-Level Descriptions

***DAFSC 2A734.*** The 101 airmen in the 3-skill level group represent 16 percent of the total sample. Performing an average of 94 tasks, the 3-skill level personnel spend over 95 percent of their relative job time on technical tasks. These tasks involve primarily the servicing of life preservers and liferafts and their associated components, such as CO2 cylinders and oral inflation valves. Typical 3-skill level functions also include the maintenance of personnel parachutes and shop equipment, including sewing machines, air supply hoses, work tables, and stencil machines. As shown in Table 6, 49 percent of the 3-skill level personnel are working in the General Equipment Maintenance cluster, with an additional 29 percent in the Flotation Equipment Maintenance cluster. Table 8 displays representative tasks performed by 3-skill level personnel. These tasks reflect the technical nature of the work 3-levels perform and are quite similar to the common tasks of the Flotation Equipment Maintenance and General Equipment Maintenance clusters.

***DAFSC 2A754.*** This group of 337 members (53 percent of the total sample) performs an average of 149 tasks. Five-skill level personnel perform a substantial number of technical tasks, which are very similar in nature to the tasks being performed by the 3-skill level personnel, but include more extensive shop equipment servicing functions on flotation test fixtures, pressure regulators, reservoirs, hand tools, and fabric cutters. Fifty percent of the relative job time of 5-skill level personnel was spent performing 116 tasks. As outlined in Table 6, 65 percent of 5-skill level personnel work within the Survival Equipment Maintenance job, and an additional 25 percent work in the other technical jobs and clusters. Thirty-four percent have supervisory responsibilities. There is a large increase in the number of fabrication tasks being performed by the 5-skill level group, as compared with the 3-skill level group, including fabrication and sewing functions involving aircraft covers, soundproofing, insulation, and other fabric items. Table 9

TABLE 6

DISTRIBUTION OF SKILL-LEVEL PERSONNEL  
ACROSS CAREER LADDER JOBS

JOBS	DAFSC	DAFSC	DAFSC
	2A734 (N=101) PERCENT	2A754 (N=337) PERCENT	2A774 (N=196) PERCENT
GENERAL EQUIPMENT MAINTENANCE CLUSTER	49%	65%	41%
FLOTATION EQUIPMENT MAINTENANCE CLUSTER	29%	9%	3%
PERSONNEL PARACHUTE MAINTENANCE CLUSTER	6%	4%	4%
CARGO PARACHUTE MAINTENANCE CLUSTER	3%	6%	3%
AIRCRAFT SOUNDPROOFING AND FABRIC MAINTENANCE JOB	2%	4%	3%
FIGHTER RELEASE SYSTEM MAINTENANCE JOB	1%	2%	*
SURVIVAL EQUIPMENT SUPERVISORS JOB	0%	2%	31%
MANAGEMENT JOB	0%	*	4%
NOT GROUPED	11%	7%	9%

\* DENOTES LESS THAN 1 PERCENT

TABLE 7

RELATIVE PERCENT TIME SPENT  
PERFORMING DUTIES BY DAFSC GROUPS

DUTIES	2A734 (N=101)	2A754 (N=337)	2A774 (N=196)
A ORGANIZING AND PLANNING	*	3%	10%
B DIRECTING AND IMPLEMENTING	1%	4%	12%
C INSPECTING AND EVALUATING	*	3%	10%
D TRAINING	*	2%	6%
E PERFORMING ADMINISTRATIVE AND SUPPLY FUNCTIONS	1%	3%	9%
F PERFORMING GENERAL MAINTENANCE FUNCTIONS	6%	5%	4%
G MAINTAINING SHOP FACILITIES AND EQUIPMENT	13%	14%	10%
H PERFORMING PARACHUTE SYSTEM SERVICING FUNCTIONS	2%	2%	1%
I SERVICING CARGO PARACHUTE SYSTEMS	2%	3%	1%
J SERVICING DECELERATION OR DRAG PARACHUTE SYSTEMS	5%	2%	1%
K SERVICING DROGUE PARACHUTE SYSTEMS	1%	1%	1%
L SERVICING MISSILE OR DRONE RECOVERY PARACHUTE SYSTEMS	*	*	*
M SERVICING PERSONNEL PARACHUTE SYSTEMS	10%	10%	6%
N SERVICING PERSONNEL RECOVERY SYSTEM PARACHUTES	2%	2%	2%
O SERVICING LIFERAFTS	17%	12%	6%
P SERVICING LIFE PRESERVERS	19%	12%	6%
Q SERVICING ESCAPE SLIDES	2%	2%	1%
R SERVICING PROTECTIVE OR ORGANIZATIONAL CLOTHING	6%	5%	3%
S INSPECTING, MANUFACTURING, AND REPAIRING AIRCRAFT FABRIC ITEMS OR PROTECTIVE COVERS	4%	6%	4%
T INSPECTING, MANUFACTURING, AND REPAIRING AIRCRAFT FABRIC AND UPHOLSTERY	4%	4%	2%
U INSPECTING, MANUFACTURING, AND REPAIRING RESTRAINING EQUIPMENT	1%	1%	1%
V INSPECTING, MANUFACTURING, AND REPAIRING THERMAL CURTAINS	2%	1%	1%
W MAINTAINING EXPLOSIVE AND HAZARDOUS DEVICES	2%	3%	2%
X MAINTAINING MOBILE EQUIPMENT AND FACILITIES	1%	*	*

\* DENOTES LESS THAN 1 PERCENT

**TABLE 8**  
**REPRESENTATIVE TASKS PERFORMED BY**  
**3-SKILL LEVEL PERSONNEL**

<u>TASKS</u>	<u>PERCENT</u> <u>MEMBERS</u> <u>PERFORMING</u> <u>(N=45)</u>
F167 Cut stencils	85
P512 Deflate life preservers	79
G207 Clean sewing machines	79
O482 Deflate liferafts	78
P513 Functionally test life preservers	78
P514 Inflate life preservers to perform leakage inspections	77
P521 Pack life preservers	75
F196 Stencil data onto items, such as equipment, clothing or parachute components	74
O483 Inflate liferafts to perform leakage inspections	73
O476 Apply talcum powder to liferafts	72
P517 Inspect life preservers	72
G225 Lubricate sewing machines	72
P530 Remove or replace life preserver CO2 cartridges	71
O475 Adjust pressures for liferafts	71
P510 Assess damage to determine repairability of life preservers	69
O489 Pack liferafts	68
P536 Weigh life preserver CO2 cartridges	67
O477 Assess damage to determine repairability of liferafts	67
P535 Visually inspect life preserver CO2 cartridges for serviceability	66
O509 Weigh liferaft CO2 cylinders	65
O499 Remove or replace liferaft CO2 cylinders	65
P528 Remove or replace life preserver cells	65
O508 Visually inspect liferafts	64
O490 Patch liferafts	62
P520 Operationally check life preserver oral inflation valves	61
G205 Clean facilities	61
G218 Inspect sewing machines	60
G209 Connect or disconnect shop air supply hoses	60
G231 Perform operator maintenance on sewing machines, such as changing needles, lamps, or presser feet	58
P522 Patch life preserver cells	58
R580 Sew items, such as name tags, unit patches, or Velcro tape, or protective or organizational clothing	56

TABLE 9

REPRESENTATIVE TASKS PERFORMED BY  
5-SKILL LEVEL PERSONNEL

<u>TASKS</u>	<u>PERCENT MEMBERS PERFORMING (N=236)</u>
G207 Clean sewing machines	87
G218 Inspect sewing machines	86
G225 Lubricate sewing machines	83
F167 Cut stencils	82
G231 Perform operator maintenance on sewing machines, such as changing needles, lamps, or presser feet	79
G199 Adjust sewing machines	77
P517 Inspect life preservers	76
P512 Deflate life preservers	76
P514 Inflate life preservers to perform leakage inspections	75
G205 Clean facilities	75
P521 Pack life preservers	75
P513 Functionally test life preservers	75
O482 Deflate liferafts	74
F196 Stencil data onto items, such as equipment, clothing, or parachute components	73
P510 Assess damage to to determine repairability of life	73
O476 Apply talcum powder to liferafts	72
O508 Visually inspect life preserver CO2 cartridges for serviceability	72
O475 Adjust pressures for liferafts	72
P536 Weigh life preserver CO2 cartridges	71
P528 Remove or replace life preserver cells	71
O483 Inflate liferafts to perform leakage inspections	71
G208 Clean stencil machines	71
P520 Operationally check life preserver oral inflation valves	70
O509 Weigh liferaft CO2 cylinders life preservers	70
G246 Troubleshoot malfunctions on sewing machines	67
G209 Connect or disconnect shop air supply hoses	66
S590 Fabricate parachute covers	63
R580 Sew items, such as name tags, unit patches, or Velcro tape onto protective or organizational clothing	62
M389 Pack personnel parachutes	58

shows the representative tasks performed by the group. Table 10 outlines the representative task differences between the 3- and 5-skill level groups. Note that there are no tasks performed by substantially larger (over 10 percent) percentages of 3-skill level personnel than 5-skill level personnel.

DAFSC 2A774. These 166 respondents spent 55 percent of their relative job time performing 80 tasks. Seven-skill level personnel, representing 31 percent of the sample, performed an average of 172 tasks. The members of this group perform a substantial number of supervisory and managerial tasks. These tasks primarily deal with the supervision, training and evaluation of personnel, and the determination and coordination of work priorities and equipment maintenance. Seven-skill level personnel also perform shop maintenance functions including timing, cleaning, lubricating, and parts replacement functions on sewing machines. A review of Table 6 shows a large percentage (42 percent) of this group are working in the Managerial jobs. Table 11 shows the representative tasks of the personnel in this group. As noted, the tasks are mostly administrative or managerial in nature. Eighty-two percent of the group have supervisory responsibilities. Unlike the 3- and 5-skill level personnel, the typical 7-skill level respondent spends very little time performing technical functions. As shown in Table 12, the primary differences between the 5- and 7-skill levels are the focus on technical tasks by the 5-skill level and the increase in management functions performed at the 7-skill level.

### Summary

Personnel in AFSC 2A7X4 progress typically through the career ladder. As shown in Table 7, the 3-skill level personnel spend the majority of their time performing the more common technical duties involving the maintenance and inspection of personnel parachutes and flotation equipment. Five-skill level personnel perform larger numbers of technical tasks with a broader focus of tasks. Seven-skill level personnel are performing primarily supervisory and managerial functions, while continuing to perform limited numbers of technical tasks.

## **ANALYSIS OF AFM 36-2108 SPECIALTY DESCRIPTIONS**

Survey data were compared to the AFM 36-2108 Specialty Descriptions for Fabrication and Parachute Specialists (AFSCs 45813/45833/45853) and Fabrication and Parachute Supervisor (AFSC 45873) dated 15 March 1991, effective 30 April 1991. The descriptions of the 3-, 5-, and 7-skill levels are well supported by the data. The descriptions accurately depict the servicing and maintenance of equipment performed at the 3- and 5-skill level. The descriptions also outline the supervisory responsibilities performed by 7-skill level personnel. The Specialty Descriptions accurately describe the work being done by members of the skill-level groups.



TABLE 10

REPRESENTATIVE TASK DIFFERENCES BETWEEN  
3-SKILL LEVEL AND 5-SKILL LEVEL PERSONNEL  
(PERCENT MEMBERS PERFORMING)

TASKS	DAFSC 36231 (N=101)	DAFSC 36251 (N=337)	DIFFERENCE
G245 Inspect sewing machines	60	86	-26
G218 Time sewing machines	37	62	-25
H262 Wax parachute system cords or threads	25	49	-24
G221 Inspect stencil machines	40	63	-23
G199 Adjust pressure regulators	54	77	-23
M425 Remove or replace personnel parachute system risers	29	52	-23
G213 Inspect flotation test fixtures, such as pressure gauges	29	51	-22
S584 Design patterns for protective covers	30	52	-22
G220 Inspect shop air supply hoses	34	56	-22
G197 Adjust pressure regulators	25	47	-22
F171 Fabricate tarps	38	59	-21
G231 Perform operator maintenance on sewing machines, such as changing needles, lamps, or presser feet	58	79	-21
O497 Process liferaft cylinders for refilling	30	50	-20

**TABLE 11**  
**REPRESENTATIVE TASKS PERFORMED BY**  
**7-SKILL LEVEL PERSONNEL**

<b>TASKS</b>	<b>PERCENT MEMBERS PERFORMING (N=166)</b>
A4 Coordinate work activities with shop sections or other units	86
B38 Counsel subordinates on personal or military-related	85
C109 Write or review EPRs	84
G218 Inspect sewing machines	77
A21 Establish work priorities problems	76
A9 Determine requirements for equipment, personnel, supplies, or space	72
A5 Determine requirements for equipment, personnel, supplies	72
G246 Troubleshoot malfunctions on sewing machines	72
G199 Adjust sewing machines or space	72
A2 Assign space for incoming equipment or supplies	71
A1 Assign personnel to duty positions	70
B65 Orient newly assigned personnel	66
A11 Develop work procedures	65
E147 Input data into CAMS	65
C110 Write recommendations for awards or decorations	64
D119 Demonstrate how to locate or interpret technical information	63
C90 Evaluate work standards	62
C102 Perform in-progress inspections	62
D129 Maintain training, records, charts or graphs	62
B44 Direct fabric sections functions	60
B64 Interpret directives, policies, or procedures for subordinates	60
C105 Perform follow-up inspections	60
B36 Conduct briefings	56
C85 Evaluate subordinates' compliance with shop performance standards	56
E149 Maintain bulletin boards	55
B37 Coordinate technical problems with project managers or other agencies	54
A34 Schedule personnel for leaves, passes, or temporary duty (TDY)	53
E148 Maintain administrative records	52

TABLE 12

REPRESENTATIVE TASK DIFFERENCES BETWEEN  
5-SKILL LEVEL AND 7-SKILL LEVEL PERSONNEL  
(PERCENT MEMBERS PERFORMING)

TASKS	DAFSC	DAFSC	DIFFERENCE
	36251 (N=337)	36271 (N=166)	
P522 Patch life preserver cells	69	43	26
O482 Deflate liferafts	74	50	24
G207 Clean sewing machines	87	63	24
P513 Functionally test life preservers	75	52	23
O487 Operationally check liferaft oral inflation valves	65	42	23
P520 Operationally check life preserver oral inflation valves	70	47	23
P530 Remove or replace life preserver CO2 cartridges	73	51	22
<hr/>			
C109 Write or review EPRs	24	84	-60
B38 Counsel subordinates on personal or military related problems	28	85	-57
C110 Write recommendations for awards or decorations	9	64	-55
C85 Evaluate subordinates' compliance with shop performance standards	21	74	-53
A4 Coordinate work activities with shop sections or other units	33	86	-52
A1 Assign personnel to duty positions	19	70	-51
C95 Inspect personnel	15	63	-48

## **TRAINING ANALYSIS**

Occupational surveys provide a source of information that can be very useful in the development of training programs. Through the use of OSR data, one can more accurately determine what first-enlistment personnel are doing as a group and subsequently develop training programs more suitable to their needs. Factors used in evaluating training include the overall description of jobs performed by first-enlistment personnel, the distribution of first-enlistment personnel (1-48 months' TAFMS) among career ladder jobs, percentages of first-enlistment and first-job (1-24 months' TAFMS) personnel using certain equipment, and TE and TD ratings (previously explained in the SURVEY METHODOLOGY section).

### **First-Enlistment Personnel**

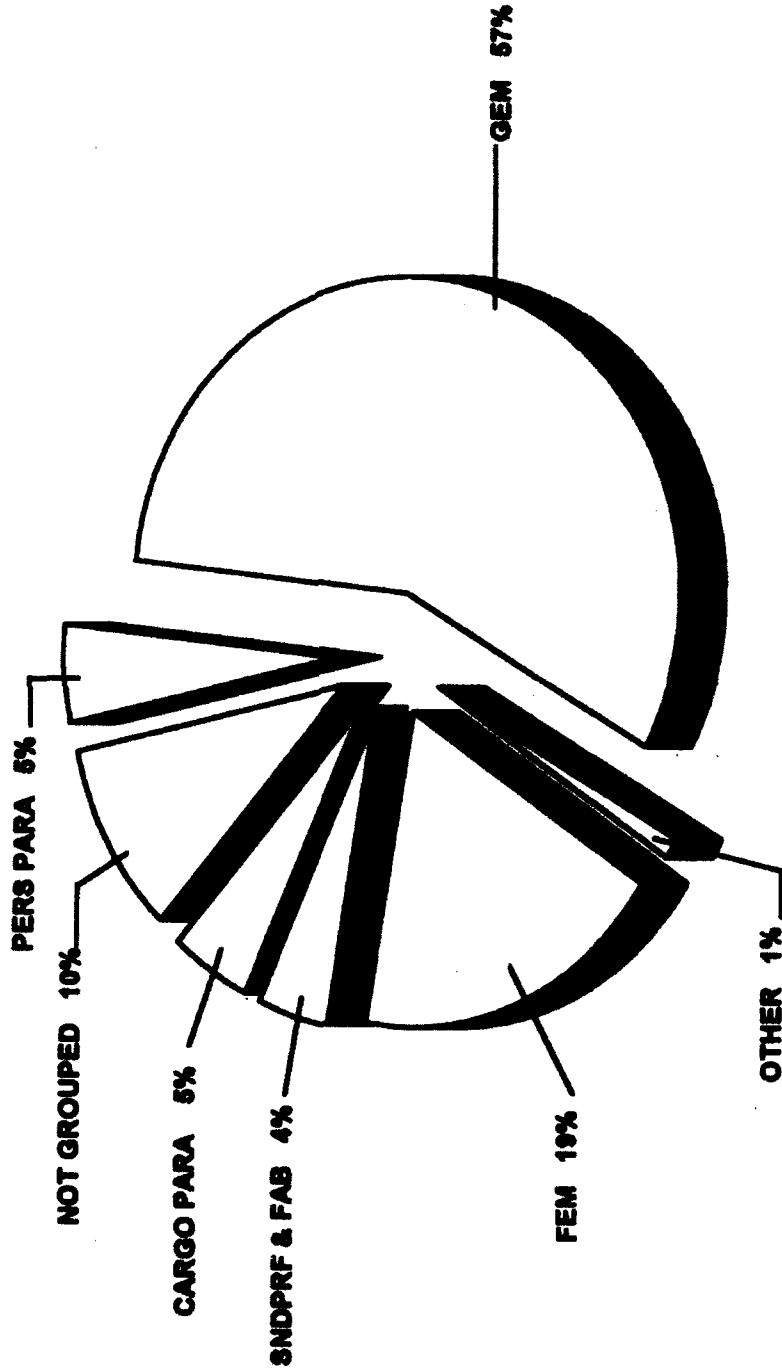
In the AFSC 2A7X4 sample, there are 219 airmen in their first enlistment. They represented 35 percent of the total sample. Figure 2 shows the distribution of first-enlistment personnel in the jobs identified in the career ladder structure analysis. Forty-nine percent of those in their first enlistment are working within the Survival Equipment Maintenance job. The remainder are scattered within other career ladder jobs.

First-enlistment personnel perform primarily technical tasks involving preventative maintenance, inspection, and servicing of sewing machines, life preservers, liferafts, and personnel parachutes. In addition, first-enlistment personnel are sewing, patching, and fabricating various fabric items, such as tarps, organizational clothing, FOD bags, aircraft insulation, aircraft covers, blanket insulation, and aircraft soundproofing. As shown in Table 13, over 94 percent of their relative job time is spent performing technical duties. Table 14 shows some of the common tasks being performed by first-enlistment personnel. These tasks involve the inflation, deflation, inspection, and maintenance of life preservers and liferafts.

### **TE and TD Data**

TE and TD data are secondary factors that can assist technical school personnel in deciding what skills should be emphasized in entry-level training. These ratings, based on the judgment of senior Fabrication and Parachute NCOs working at operational units in the field, were collected to provide training personnel with a rank ordering of tasks operational personnel considered important for formal training (TE), along with a measure of the difficulty of those tasks (TD). These data, when combined with percent of first-enlistment personnel performing tasks, can be used to determine if training adjustments are necessary.

**AFSC 2A7X4  
FIRST-ENLISTMENT  
JOB STRUCTURE**



**FIGURE 2**

TABLE 13

RELATIVE TIME SPENT  
ON DUTIES BY FIRST-ENLISTMENT PERSONNEL  
(N=219)

<u>DUTIES</u>	<u>PERCENT TIME SPENT</u>
A ORGANIZING AND PLANNING	1
B DIRECTING AND IMPLEMENTING	1
C INSPECTING AND EVALUATING	1
D TRAINING	1
E PERFORMING ADMINISTRATIVE AND SUPPLY FUNCTIONS	2
F PERFORMING GENERAL MAINTENANCE FUNCTIONS	6
G MAINTAINING SHOP FACILITIES AND EQUIPMENT	14
H PERFORMING PARACHUTE SYSTEM SERVICING FUNCTIONS	2
I SERVICING CARGO PARACHUTE SYSTEMS	3
J SERVICING DECELERATION OR DRAG PARACHUTE SYSTEMS	3
K SERVICING DROGUE PARACHUTE SYSTEMS	1
L SERVICING MISSILE OR DRONE RECOVERY PARACHUTE SYSTEMS	*
M SERVICING PERSONNEL PARACHUTE SYSTEMS	11
N SERVICING PERSONNEL RECOVERY SYSTEM PARACHUTES	2
O SERVICING LIFERAFTS	14
P SERVICING LIFE PRESERVERS	16
Q SERVICING ESCAPE SLIDES	2
R SERVICING PROTECTIVE OR ORGANIZATIONAL CLOTHING	5
S INSPECTING, MANUFACTURING, AND REPAIRING AIRCRAFT FABRIC ITEMS OR PROTECTIVE COVERS	5
T INSPECTING, MANUFACTURING, AND REPAIRING AIRCRAFT FABRIC AND UPHOLSTERY	5
U INSPECTING, MANUFACTURING, AND REPAIRING RESTRAINING EQUIPMENT	1
V INSPECTING, MANUFACTURING, AND REPAIRING THERMAL CURTAINS	1
W MAINTAINING EXPLOSIVE AND HAZARDOUS DEVICES	2
X MAINTAINING MOBILE EQUIPMENT AND FACILITIES	*

\* Denotes less than 1 percent

NOTE: Columns may not add to 100 percent due to rounding

TABLE 14

**REPRESENTATIVE TASKS PERFORMED  
BY FIRST-ENLISTMENT PERSONNEL**

<u>TASKS</u>	<u>PERCENT MEMBERS PERFORMING (N=219)</u>
F167 Cut stencils	83
G207 Clean sewing machines	82
P512 Deflate life preservers	78
G225 Lubricate sewing machines	77
P513 Functionally test life preservers	76
P521 Pack life preservers	75
P514 Inflate life preservers to perform leakage inspections	75
O483 Deflate liferafts	74
P517 Inspect life preservers	73
G218 Inspect sewing machines	72
P530 Remove or replace life preserver CO2 cartridges	72
O476 Apply talcum powder to liferafts	71
O475 Adjust pressures for liferafts	69
P536 Weigh life preserver CO2 cartridges	68
P520 Operationally check life preserver oral inflation valves	68
P510 Assess damage to determine repairability of life preservers	68
G231 Perform operator maintenance on sewing machines, such as changing needles, lamps, or presser feet	67
O508 Visually inspect liferafts	67
O509 Weigh liferaft CO2 cylinders	67
P528 Remove or replace life preserver cells	67
G205 Clean facilities	67
G199 Adjust sewing machines	65
O489 Pack liferafts	65
O477 Assess damage to determine repairability of liferafts	65
G208 Clean stencil machines	65
G209 Connect or disconnect shop air supply hoses	63
O499 Remove or replace liferaft CO2 cylinders	63
P522 Patch life preserver cells	63
O490 Patch liferafts	63
P531 Remove or replace life preserver inflators	62
G246 Troubleshoot malfunctions on sewing machines	57
R580 Sew items, such as name tags, unit patches, or Velcro tape onto protective or organizational clothing	56
S590 Fabricate protective covers	56

To assist training development personnel, AFOMS developed a computer program that uses these tasks factors and the percentage of first-enlistment personnel performing tasks to produce Automated Training Indicators (ATI). ATI correspond to training decisions listed and are defined in the Training Decision Logic table found in Attachment 1, AETCR 52-22. ATI allows training developers to quickly focus attention on those tasks that are most likely to qualify for ABR course consideration.

Various lists of tasks, accompanied by TE and TD ratings, are contained in the TRAINING EXTRACT package and should be reviewed in detail by technical school personnel. For a more detailed explanation of TE and TD, see Task Factor Administration in the SURVEY METHODOLOGY section of this report.

Table 15 lists the tasks rated highest in TE. Included for each task are the percentage of first-job and first-enlistment personnel performing and the TD rating. Most of these tasks are technical, relating to the maintenance of personnel parachutes, liferafts, and sewing machines. Several of the personnel parachute tasks listed and some of the sewing machine maintenance tasks also were rated high in TD.

Tasks having the highest TD ratings are listed in Table 16. The tasks of most concern to training are technical tasks with over 20 percent of the first-enlistment personnel performing, and having high TD and TE. These tasks pertain to the removal and replacement of parachute system canopy panels and suspension lines. Note most of the tasks with high TD have low percent members performing low and TE ratings.

### Specialty Training Standard (STS)

Technical school personnel from the 362nd Technical Training Squadron, Sheppard AFB TX matched JI tasks to sections and subsections of the Fabrication and Parachute STS and to the ABR45833 POI. Listings of the STS and POI were then produced, showing tasks matched, percent members performing the tasks, and the TE and TD ratings for each matched task. These listings are included in the TRAINING EXTRACT sent to the school for review. Criteria set forth in ATCR 52-1 and ATCR 52-22, paragraph 3, were used to review the relevance of each STS element that had a task matched to it. Any element with matched tasks performed by 20 percent or more first-job (1-24 months' TAFMS), first-enlistment (1-48 months' TAFMS), 5-, or 7-skill level AFSC 2A7X4 members, is considered to be supported and should be part of the STS.

Using these preestablished criterion groups, three STS paragraphs are unsupported. These unsupported paragraphs are listed in Tables 17 and 17A. The unsupported paragraphs relate to the maintenance of cargo and drogue parachute systems and escape slides.

Twenty-one technical tasks performed by more than 20 percent of personnel within criterion groups were not matched to the STS. They are listed in Table 18. Several of these tasks deal with additional functions involving clean-up operations and repairing or modifying miscellaneous equipment, such as banners, FOD bags, and reflective vests. Tasks involving the



TABLE 15

## TASKS RATED HIGHEST IN TRAINING EMPHASIS (TE)

TASKS	TNG EMP**	PERCENT MEMBERS PERFORMING		TASK DIFF**
		1ST JOB (N=122)	1ST ENL (N=219)	
M387 Inspect personnel parachutes	7.58	42	49	6.04
M389 Pack personnel parachutes	7.51	42	50	6.22
M381 Assemble or disassemble personnel parachute systems	7.11	36	44	6.18
M384 Inspect personnel parachute system automatic ripcord releases	6.93	35	44	6.07
O490 Patch liferafts	6.87	60	63	5.87
P521 Pack life preservers	6.84	74	75	5.06
M396 Remove or replace personnel parachute system automatic opening devices, such as F1-Bs or Scots	6.60	37	44	5.36
P517 Inspect life preservers	6.56	72	74	4.52
G246 Troubleshoot malfunctions on sewing machines	6.53	52	57	7.13
O489 Pack liferafts	6.51	61	65	5.55
G245 Time sewing machines	6.42	43	49	6.65
P522 Patch life preserver cells	6.40	59	63	5.14
M391 Perform functional tests of personnel parachute system canopy releases	6.31	34	41	5.25
M403 Remove or replace personnel parachute system canopies	6.11	34	43	5.55
W692 Inspect pyrotechnical opening devices	6.09	28	31	5.53
G199 Adjust sewing machines	6.02	57	62	5.68
W699 Remove or replace parachute time-delay cartridges	5.93	30	36	5.12
P510 Assess damage to determine reparability of life preservers	5.87	66	68	4.98

TE MEAN= 2.40, S.D.= 1.47, High TE= 4.33

TD MEAN= 5.00, S.D.= 1.00

TABLE 15 (CONTINUED)

TASKS RATED HIGHEST IN TRAINING EMPHASIS (TE)

TASKS	TNG EMP*	PERCENT MEMBERS PERFORMING		TASK DIFF**
		1ST JOB (N=122)	1ST ENL (N=219)	
P513 Functionally test life preservers	5.87	76	76	3.92
G218 Inspect sewing machines	5.84	65	72	4.65
M425 Remove or replace personnel parachute system risers	5.84	29	41	4.93
P514 Inflate life preservers to perform leakage inspections	5.80	77	75	3.83
O483 Inflate liferafts to perform leakage inspections	5.73	70	70	3.77
G207 Clean sewing machines	5.69	80	82	3.49

TE MEAN= 2.40, S.D.= 1.47, High TE= 4.33

TD MEAN= 5.00, S.D.= 1.00

TABLE 16

TASKS RATED HIGHEST IN TASK DIFFICULTY (TD)

TASKS	TASK DIF*	PERCENT MEMBERS PERFORMING					TNG EMP**
		1-48 TAFMS (N=219)	5 LEVEL (N=337)	7 LEVEL (N=196)			
N446 Remove or replace personnel recovery system parachute canopy panels	8.11	1	2	4		2.29	
M404 Remove or replace personnel parachute system canopy panels	8.09	7	8	10		3.29	
C111 Write staff studies, surveys, or special reports, other than training reports	8.02	1	2	23		.98	
M429 Remove or replace personnel parachute system suspension lines	7.98	12	14	14		3.40	
N470 Remove or replace personnel recovery system parachute	7.63	4	6	6		2.64	
C110 Write recommendations for awards or decorations	7.35	0	9	64		1.87	
C77 Evaluate budget requirements	7.15	1	4	21		.71	
G246 Troubleshoot malfunctions to sewing machines	7.13	57	67	72		6.53	
B67 Supervise civilian personnel	7.12	1	4	21		.71	
A12 Draft operating instructions	7.10	1	7	27		.64	
B73 Write justifications for personnel	7.09	1	4	22		1.00	
A13 Draft standard operating procedures	7.07	1	4	18		.73	
D122 Develop or revise training control documents, such as plans of instruction or specialty training standards	7.00	0	2	18		.62	
L371 Remove or replace missile recovery parachute system canopy panels	6.99	0	0	0		.40	
I276 Remove or replace cargo parachute system canopy panels	6.98	3	5	4		1.73	
J302 Remove or replace deceleration parachute system canopy panels	6.97	13	12	7		2.42	

TE MEAN= 2.80, S.D.= 1.53, High TE= 4.33

TD MEAN= 5.00, S.D.= 1.00

TABLE 16 (CONTINUED)

TASKS RATED HIGHEST IN TASK DIFFICULTY (TD)

TASKS	TASK DIF*	PERCENT MEMBERS PERFORMING				TNG EMP**
		1-48 TAFMS (N=219)	5 LEVEL (N=337)	7 LEVEL (N=196)		
K336 Remove or replace drogue parachute system suspension lines	6.95	5	4	4	2.20	
C109 Write or review EPRs	6.93	0	24	84	2.22	
C98 Interview civilian personnel for positions	6.84	0	0	6	.51	
D120 Develop course curricula materials	6.83	1	1	6	.64	
C81 Evaluate personnel for promotion, demotion, or reclassification	6.79	0	9	41	1.44	
N439 Patch personnel recovery system parachute canopies	6.78	5	11	7	2.78	
C100 Investigate accidents or incidents	6.76	1	3	19	.62	

TE MEAN= 2.80, S.D.= 1.53, High TE= 4.33

TD MEAN= 5.00, S.D.= 1.00

TABLE 17

EXAMPLES OF STS ITEMS NOT SUPPORTED BY OSR DATA

STS REFERENCE/TASKS	3-LVL COURSE PROF CODE	TNG EMP*	PERCENT MEMBERS PERFORMING			TSK DIF**
			1ST ENL (N=219)	5-SKILL LEVEL (N=337)	7-SKILL LEVEL (N=196)	
16e. Cargo and Aerial Delivery Parachutes	--					
I273 Remove or replace cargo parachute system adapters		1.24	2	4	4	4.76
I274 Remove or replace cargo parachute system bridle lines		1.76	5	8	6	4.08
I275 Remove or replace cargo parachute system canopies		1.76	4	6	6	5.23
I276 Remove or replace cargo parachute system canopy panels		1.73	3	5	4	6.98
I277 Remove or replace cargo parachute system connector links		1.82	6	8	6	4.35
I278 Remove or replace cargo parachute system extender straps		1.62	4	4	4	4.63
I279 Remove or replace cargo parachute system extraction lines		1.58	5	5	5	4.97
I281 Remove or replace cargo parachute system pilot chutes		1.89	6	6	4	4.32
I282 Remove or replace cargo parachute system recovery load lines		1.67	1	2	3	5.11
I283 Remove or replace cargo parachute system reefing lines		1.87	4	4	4	5.52
I284 Remove or replace cargo parachute system software, such as pockets or elastic keepers		1.40	2	4	3	4.46
I285 Remove or replace cargo parachute system static lines		1.62	3	4	3	5.27
I286 Remove or replace cargo parachute system suspension lines		1.76	5	7	5	6.59
I287 Remove or replace cargo parachute system Teflon retainers or rub strips		1.31	1	2	2	5.22
19c. Escape Slides	--					
Q547 Perfrom TCTO modifications of escape slides		1.56	7	10	11	5.66

TE MEAN= 2.40, S.D.= 1.47, High TE= 4.33  
 TD MEAN= 5.00, S.D.= 1.00

TABLE 18

TECHNICAL TASKS NOT REFERENCED TO STS

TASKS	IST	5-LVL	7-LVL	TNG	TSK
	JOB	ENL		EMP	DIF
F176 Modify FOD bags	24	30	28	1.53	3.32
F177 Modify guidons, pennants, flags, or banners	26	31	41	1.31	5.01
F178 Modify reflective vests					
F185 Service equipment from other base organizations	18	26	44	1.36	4.20
F189 Repair guidons, pennants, flags or banners	16	18	29	1.22	3.99
F195 Service equipment from other base organizations	18	26	44	1.36	4.20
G197 Adjust pressure regulators	25	32	47	3.09	2.99
G201 Assemble or disassemble sewing machine accessories	33	39	45	4.22	5.86
G205 Clean facilities	63	67	62	2.67	2.77
M388 Modify personnel parachute system components	21	28	23	3.76	6.38
M392 Perform TC/O modifications of personnel parachutes	21	30	35	4.27	6.33
O478 Bleed liferaft carbon dioxide (CO2) cylinders	25	26	22	3.73	5.19
O496 Prepare liferaft cylinders for condemnation or shipping	23	26	32	2.13	4.69
Q542 Inflate escape slides	20	22	22	3.13	4.93
S594 Interpret blueprints for aircraft fabric items	8	14	30	3.71	6.26
S595 Interpret blueprints for protective covers	14	22	34	3.84	6.40
U651 Stencil inspection or due dates on personnel restraint equipment	11	14	20	1.93	2.57
W696 Inventory parachute explosive devices	11	15	33	2.98	4.65
W697 Remove explosive devices from storage	12	17	33	2.98	4.39
W705 Store explosive devices	16	22	38	4.22	4.61
W706 Test pyrotechnical parachute ripcord release actuators	23	29	29	4.82	5.90

handling of explosive devices were also among the tasks not referenced to the STS. These tasks should be reviewed by training personnel to determine if they suggest material that should be added to the STS.

### Plan of Instruction (POI)

Technical school SMEs matched JI tasks to learning objectives of the current POI. A similar method to that of the STS was employed to review the POI. The specific data examined included percent members performing data for first-job (1-24 months' TAFMS) and first-enlistment (1-48 months' TAFMS) personnel, TE, and TD ratings. ATI ratings for each task were also used.

An analysis of data matched to POI objectives for AFSC 458X3 showed that all but two POI blocks are supported by OSR data. Table 19 shows the two objectives not supported by OSR data, both of which deal with cargo parachutes. Table 20 contains tasks performed by greater than 30 percent of first-enlistment personnel, but not matched directly to POI objectives. These tasks comprise much of the core work performed within the career field.

## **JOB SATISFACTION ANALYSIS**

Review of the job satisfaction data can give career ladder managers a better understanding of some of the factors that may affect job performance of airmen in the career ladder. In addition to background questions and task statements, the survey booklet included questions on job satisfaction. These questions covered job interest, utilization of talents and training, sense of accomplishment from work, and reenlistment intentions. The responses of the survey sample were compared to the previous survey of the career ladder, to job satisfaction data from related specialties surveyed in 1992, and across career ladder jobs identified in the SPECIALTY JOBS section of the OSR.

Table 21 shows the comparison of AFSC 2A7X4 personnel to similar groups from within Mission Equipment Maintenance Specialties surveyed during the previous year. AFSC 2A7X4 personnel report a consistently lower job interest, and among the first-enlistment group, the perceived utilization of talents was also lower. These lower levels of job interest seem relatively stable over time.

An indication of this stability is provided in the data displayed in Table 22. The perceived utilization of training and talents among the 1-48 months' respondents has declined since the last survey. Job satisfaction indicators remained stable, though, for the second enlistment and career groups since the last survey.

TABLE 19

POI OBJECTIVES NOT SUPPORTED BY OSR DATA

<u>POI OBJECTIVES/TASKS</u>	TNG EMP	PERCENT MEMBERS PERFORMING				TSK DIF
		IST (N=122)	JOB (N=219)	ENL (N=219)	ATI	
18h. Given a situation that includes maintenance data, a work unit code manual, and AFTO Forms 349 and 350, complete the applicable blocks of each form with only four errors permitted on each form.						
E143 Certify maintenance management information and control system (MMICS) data	2.00	1	1	2	5.71	
<hr/>						
VI3f. Using a medium weight sewing machine, tools, material, and IAW local standards, fabricate an item of upholstery. Three instructor assists are permitted.						
T618 Fabricate aircrew member crash pads	1.11	2	5	2	4.81	

TE MEAN= 2.40, S.D.= 1.47, High TE= 4.33

TD MEAN= 5.00, S.D.= 1.00



TABLE 20

EXAMPLES OF TECHNICAL TASKS PERFORMED BY 30 PERCENT OR MORE  
2A7X4 FIRST ENLISTMENT PERSONNEL AND NOT REFERENCED TO THE POI

TASKS	1ST ENL			TSK DIF**
	TNG EMP*	PERCENT PERFORMING (N=140)	ATI	
F167 Cut stencils	3.00	83	8	1.80
P512 Deflate life preservers	4.44	78	18	3.02
O482 Deflate liferafts	4.51	74	18	3.06
P530 Remove or replace life preserver CO2 cartridges	4.20	73	18	3.41
O483 Inflate liferafts to perform leakage inspections	5.73	70	18	3.77
P528 Remove or replace life preserver cells	4.67	67	18	3.93
G208 Clean stencil machines	3.84	65	8	2.79
G209 Connect or disconnect shop air supply hoses	2.27	63	6	2.07
F174 Install or remove hardware on tarps	2.96	53	17	3.05
F171 Fabricate tarps	3.24	48	15	4.56
P511 Clean life preservers	3.24	45	15	3.56
M407 Remove or replace personnel parachute system connector links	4.89	44	12	4.76
M403 Remove or replace personnel parachute system canopies	6.11	43	12	5.55
O481 Clean liferafts	3.53	41	15	3.69
G201 Assemble or disassemble sewing machine accessories	4.22	39	12	5.86
M408 Remove or replace personnel parachute system containers, such as packs	4.98	37	12	5.59
F180 Modify tarps	1.64	36	14	3.78
H262 Wax parachute system cords or threads	2.98	35	5	2.99
M415 Remove or replace personnel parachute system harnesses	2.49	33	15	3.77
G197 Adjust pressure regulators	3.09	32	5	2.99
J293 Pack deceleration parachutes	4.11	32	12	5.03
R563 Modify organizational clothing	2.33	32	7	4.85
J291 Inspect deceleration parachutes	3.67	30	15	4.72
T613 Cut insulating materials for aircraft soundproofing	3.09	30	15	4.27

\* Training Emphasis has an average of 2.40 and a standard deviation of 1.47 (High TE = 3.87)

\*\* Average TD rating is 5.00, and the standard deviation is 1.00

TABLE 21

COMPARISON OF TAFMS GROUP JOB SATISFACTION INDICATORS  
(PERCENT MEMBERS RESPONDING)

	<u>1-48 MOS TAFMS</u>		<u>49-96 MOS TAFMS</u>		<u>97+ MOS TAFMS</u>	
	1992		1992		1992	
	AFSC	COMP	AFSC	COMP	AFSC	COMP
	2A7X4	SAMPLE	2A7X4	SAMPLE	2A7X4	SAMPLE
	(N=219)	(N=3,272)	(N=176)	(N=2,917)	(N=239)	(N=6,421)
<u>EXPRESSED JOB INTEREST:</u>						
Interesting	44	74	55	72	69	75
So-So	26	16	23	17	18	16
Dull	29	10	22	11	13	9
<u>PERCEIVED UTILIZATION OF TALENTS:</u>						
Fairly Well to Perfectly	54	75	69	71	82	75
Very Little to Not At All	46	20	31	20	17	18
<u>PERCEIVED UTILIZATION OF TRAINING:</u>						
Fairly Well to Perfectly	85	85	89	81	86	79
Very Little to Not At All	15	14	11	19	14	21

NOTE: Comparative sample is composed of all Mission Equipment Maintenance career ladders surveyed in 1992 (includes AFSCs 305X4, 404X0, 411X0A, 452X5, 454X5, 457X0A/B/D/F, 457X2A/D/E, 463X0)

\* Less than 1 percent

TABLE 21 (CONTINUED)

COMPARISON OF TAFMS GROUP JOB SATISFACTION INDICATORS  
(PERCENT MEMBERS RESPONDING)

	<u>1-48 MOS TAFMS</u> 1992		<u>49-96 MOS TAFMS</u> 1992		<u>97+ MOS TAFMS</u> 1992	
	AFSC 2A7X4 (N=219)	COMP SAMPLE (N=3,272)	AFSC 2A7X4 (N=176)	COMP SAMPLE (N=2,917)	AFSC 2A7X4 (N=239)	COMP SAMPLE (N=6,421)
<b><u>SENSE OF ACCOMPLISHMENT FROM WORK:</u></b>						
Satisfied	60	73	73	71	77	72
Neutral	19	12	14	11	9	10
Dissatisfied	21	14	14	17	14	17
<b><u>REENLISTMENT INTENTIONS:</u></b>						
Will/Probably Will Reenlist	69	59	81	70	78	75
Will Not/Probably Will Not Reenlist	31	41	19	30	5	7
Will Retire	0	0	0	0	17	18

NOTE: Comparative sample is composed of all Mission Equipment Maintenance career ladders surveyed in 1992 (includes AFSCs 305X4, 404X0, 411X0A, 452X5, 454X5, 454X6, 457X0A/B/D/F, 457X2A/D/E, 463X0)

\* Less than 1 percent

TABLE 22

COMPARISON OF JOB SATISFACTION DATA  
(PERCENT MEMBERS RESPONDING)

	<u>1-48 MOS TAFMS</u>		<u>49-96 MOS TAFMS</u>		<u>97+ MOS TAFMS</u>	
	1993	1987	1993	1987	1993	1987
	(N=219)	(N=423)	(N=176)	(N=174)	(N=239)	(N=266)
<b><u>EXPRESSED JOB INTEREST:</u></b>						
Interesting	44	48	55	60	69	65
So-So	26	30	23	23	18	23
Dull	29	22	22	16	13	10

**PERCEIVED UTILIZATION OF TALENTS:**

Fairly Well to Perfectly  
Very Little to Not At All

Fairly Well to Perfectly	54	61	69	71	82	81
Very Little to Not At All	46	39	31	28	17	18

**PERCEIVED UTILIZATION OF TRAINING:**

Fairly Well to Perfectly  
Very Little to Not At All

Fairly Well to Perfectly	85	82	89	83	86	88
Very Little to Not At All	15	17	11	16	14	11

\* Less than 1 percent

TABLE 22 (CONTINUED)

COMPARISON OF JOB SATISFACTION DATA  
(PERCENT MEMBERS RESPONDING)

	1-48 MOS TAFMS		49-96 MOS TAFMS		97+ MOS TAFMS	
	1993	1987	1993	1987	1993	1987
	(N=219)	(N=423)	(N=176)	(N=174)	(N=239)	(N=266)
Satisfied	60	61	73	67	77	67
Neutral	19	19	14	16	9	11
Dissatisfied	21	19	14	17	14	21

SENSE OF ACCOMPLISHMENT FROM WORK:

Satisfied  
Neutral  
Dissatisfied

REENLISTMENT INTENTIONS:

Will/Probably Will Reenlist  
Will Not/Probably Will Not Reenlist  
Will Retire

\* Less than 1 percent

In Table 23, job satisfaction data are listed across the identified career ladder jobs. The Cargo Parachute Maintenance job, Soundproofing and Fabric Maintenance job, and the Fighter Release System Maintenance job expressed much lower utilization of training than did the other career ladder jobs. This difference is probably attributable to the lack of technical school training on the tasks associated with these jobs. A substantial amount of variation exists between the satisfaction indicators within the career ladder jobs. However, the perceptions of the under-utilization of training remain consistent among most of the identified jobs. Also, the satisfaction indicators for the personnel within the Fighter Release Systems Maintenance job convey extreme dissatisfaction among its members.

### **WRITE-IN COMMENTS**

OSR booklets include blank pages on which career ladder personnel may write in additional tasks or make comments about any career field-related issues or concerns. A review of these write-in comments revealed several comments regarding a career field merger with Aircrew Egress (AFSC 2A6X3) and Aircrew Life Support (AFSC 1T1X1). Some of these comments were as follows:

"Combining of our AFSC, Egress, and Life Support should be seriously considered. This move would help ease the drawdown, by better utilizing personnel."

"This career field should be combined with life support and possibly egress.... It makes no sense for us to test and inspect equipment then have these other shops inspect our inspection. That's a lot of wasted man hours...it would be much easier to have it all taken care of in one location."

Comments regarding the inadequacy of training concerning various forms of shop equipment maintenance were also present. However, most of these comments were geared toward specific models of sewing machines and the maintenance of thermal curtains.

### **IMPLICATIONS**

The perception of the utilization of training obtained from the survey outlines the adequacy of the training program. Because of the extreme diversity within the career field, the training program leaves many maintenance tasks to be trained by OJT. These maintenance tasks include troubleshooting and preventive maintenance procedures on specific models of sewing machines, thermal curtain fabrication, installation and inspection, and maintenance of other less commonly serviced types of equipment, such as escape slides.

TABLE 23

JOB SATISFACTION DATA FOR CLUSTERS AND JOBS  
(PERCENT MEMBERS RESPONDING)

	GEM CLUSTER (N=347)	FEM CLUSTER (N=65)	PERS PARA CLUSTER (N=27)	CARGO PARA CLUSTER (N=27)	SNDPRF & FABRIC JOB (N=20)	FGTR REL SYS JOB (N=7)	SURV EQ SUPV JOB (N=68)	MGMT JOB (N=9)
<b>EXPRESSED JOB INTEREST:</b>								
Interesting	56	43	74	48	35	14	79	44
So-So	24	28	15	26	15	29	15	22
Dull	20	29	11	26	50	57	6	33
<b>PERCEIVED UTILIZATION OF TALENTS:</b>								
Fairly Well to Perfectly	71	54	67	48	45	28	93	78
Very Little To None At All	29	46	33	52	55	71	7	22
<b>PERCEIVED UTILIZATION OF TRAINING:</b>								
Fairly Well to Perfectly	93	89	85	41	80	57	86	89
Very Little To Not At All	7	11	15	59	20	43	14	11
<b>SENSE OF ACCOMPLISHMENT:</b>								
Satisfied	70	63	74	63	50	57	79	78
Neutral	14	20	15	19	25	14	7	11
Dissatisfied	16	17	11	15	25	29	13	11
<b>REENLISTMENT INTENTIONS:</b>								
Will/Probably Will Reenlist	80	74	85	70	75	0	78	44
Will Not/Probably Will Not Reenlist	17	23	15	26	25	86	3	0
Will Retire	3	3	0	0	0	14	18	56

Analysis of the STS reveals that, for the most part, the STS accurately reflects the work being performed within the career field. The unsupported paragraphs and unmatched tasks should be reviewed by training school personnel. The POI analysis reveals several tasks being performed by large numbers of criterion group members not referenced to the POI. This document should be reviewed to better reflect the task performance of the career ladder personnel.

Job satisfaction ratings for this specialty are lower than that of a comparative sample. However, they have remained relatively stable since 1987. This outlines a consistency in satisfaction among career ladder members over time. One job identified within the career field has substantially lower satisfaction indicators. This job should be examined to determine whether management action is justified to improve the satisfaction of the personnel.



**APPENDIX A**

**INTENTIONALLY LEFT BLANK**

TABLE I A

SURVIVAL EQUIPMENT MAINTENANCE JOB  
STG117

GROUP SIZE:	250	AVERAGE TAFMS:	77 MONTHS
PERCENT OF SAMPLE:	39%	AVERAGE TICF:	71 MONTHS
PREDOMINANT PAYGRADE:	E-4	PERCENT IN 1ST ENL:	33%

<u>TASKS</u>	<u>PERCENT MEMBERS PERFORMING</u>
P512 Deflate life preservers	100
O475 Adjust pressures for liferafts	100
O476 Apply talcum powder to liferafts	100
P514 Inflate life preservers to perform leakage inspections	99
P513 Functionally test life preservers	99
O482 Deflate liferafts	99
P521 Pack life preservers	98
P517 Inspect life preservers	98
P510 Assess damage to determine reparability of life preservers	98
P528 Remove or replace life preserver cells	98
O483 Inflate liferafts to perform leakage inspections	98
P530 Remove or replace life preserver CO2 cartridges	98
O508 Visually inspect liferafts	98
O509 Weigh liferaft CO2 cylinders	97
F167 Cut stencils	96
O489 Pack liferafts	96
O477 Assess damage to determine reparability of liferafts	96
O490 Patch liferafts	96
G207 Clean sewing machines	95
P536 Weigh life preserver CO2 cartridges	95
O499 Remove or replace liferaft CO2 cylinders	95
P522 Patch life preserver cells	95
P531 Remove or replace life preserver inflators	95
P520 Operationally check life preserver oral inflation valves	95
P535 Visually inspect life preserver CO2 cartridges for serviceability	94
G218 Inspect sewing machines	92
G225 Lubricate sewing machines	92
P529 Remove or replace life preserver containers	92
G231 Perform operator maintenance on sewing machines, such as changing needles, lamps, or presser feet	91
O487 Operationally check liferaft oral inflation valves	91

TABLE I B

PROTECTIVE AND ORGANIZATIONAL CLOTHING MAINTENANCE JOB  
STG147

GROUP SIZE:	55	AVERAGE TAFMS:	61 MONTHS
PERCENT OF SAMPLE:	9%	AVERAGE TICF:	58 MONTHS
PREDOMINANT PAYGRADE:	E-4	PERCENT IN 1ST ENL:	50%

<u>TASKS</u>	<u>PERCENT MEMBERS PERFORMING</u>
O482 Deflate liferafts	100
P512 Deflate life preservers	100
P513 Functionally test life preservers	98
G225 Lubricate sewing machines	98
R580 Sew items, such as name tags, unit patches, or Velcro tape onto protective or organizational clothing	96
G207 Clean sewing machines	96
P521 Pack life preservers	96
P514 Inflate life preservers to perform leakage inspections	96
O494 Perform scheduled tests of one-man liferaft spray shields	96
P535 Visually inspect life preserver CO2 cartridges for serviceability	96
O476 Apply talcum powder to liferafts	96
O483 Inflate liferafts to perform leakage inspections	95
P517 Inspect life preservers	95
P536 Weigh life preserver CO2 cartridges	95
W693 Inspect reefing line cutters	95
P530 Remove or replace life preserver CO2 cartridges	95
F167 Cut stencils	95
K322 Pack drogue parachutes	95
W701 Remove or replace reefing line cutters	95
P520 Operationally check life preserver oral inflation valves	93
O493 Perform scheduled tests of one-man liferaft inflatable floors	93
O477 Assess damage to determine reparability of liferafts	93
K320 Inspect drogue parachutes	93
H252 Inspect seawater activated release system (SEAWARS) canopy releases for correct voltage reading	91
O475 Adjust pressures for liferafts	91
O499 Remove or replace liferaft CO2 cylinders	91
R557 Determine reparability of organizational clothing, such as flight suits or survival vests	89
G218 Inspect sewing machines	89
O508 Visually inspect liferafts	89
R559 Inspect organizational clothing, such as flight suits or survival vests	97

TABLE I C

FLOAT SECTION NCOIC  
STG87

GROUP SIZE:	15	AVERAGE TAFMS:	112 MONTHS
PERCENT OF SAMPLE:	5%	AVERAGE TICF:	104 MONTHS
PREDOMINANT PAYGRADE:	E-5	PERCENT IN 1ST ENL:	14%

<u>TASKS</u>	<u>PERCENT MEMBERS PERFORMING</u>
B48 Direct liferaft section functions	93
O477 Assess damage to determine reparability of liferafts	93
O508 Visually inspect liferafts	93
O482 Deflate liferafts	93
O475 Adjust pressures for liferafts	93
O489 Pack liferafts	93
O476 Apply talcum powder to liferafts	93
O490 Patch liferafts	93
G247 Visually inspect scales	93
G221 Inspect stencil machines	93
F167 Cut stencils	93
B46 Direct flotation equipment section functions	87
O499 Remove or replace liferaft CO2 cylinders	87
O487 Operationally check liferaft oral inflation valves	87
O486 Operationally check liferaft inlet check valves	87
O509 Weigh liferaft CO2 cylinders	87
O483 Inflate liferafts to perform leakage inspections	87
O505 Repair or replace liferaft carrying cases	87
O481 Clean liferafts	87
O504 Repack liferafts for wing well installation	80
O484 Inspect liferaft accessory survival kits, carrying cases, or	80
D116 Conduct OJT	80
O496 Prepare liferaft cylinders for condemnation or shipping	80
B68 Supervise Fabrication and Parachute Specialists (AFSC 2A754)	80
O501 Remove or replace liferaft items, such as sea anchors or heaving lines	80
O507 Update liferaft configurations	80
B66 Supervise Apprentice Fabrication and Parachute Specialists (AFSC 2A734)	80
O500 Remove or replace liferaft fastener hardware, such as grommets or fasteners	80
O506 Safety wire liferaft CO2 valve assemblies	80
B38 Counsel subordinates or personnel or military-related problems	80

TABLE I D

DECELERATION PARACHUTE MAINTENANCE JOB  
STG132

GROUP SIZE:	7	AVERAGE TAFMS:	41 MONTHS
PERCENT OF SAMPLE:	1%	AVERAGE TICF:	39 MONTHS
PREDOMINANT PAYGRADE:	E-4	PERCENT IN 1ST ENL:	58%

<u>TASKS</u>	<u>PERCENT MEMBERS PERFORMING</u>
G205 Clean facilities	100
R580 Sew items, such as name tags, unit patches, or Velcro tape onto protective or organizational clothing	100
G209 Connect or disconnect shop air supply hoses	100
G231 Perform operator maintenance on sewing machines, such as changing needles, lamps, or presser feet	100
G225 Lubricate sewing machines	100
G218 Inspect sewing machines	100
G199 Adjust sewing machines	100
J291 Inspect deceleration parachutes	100
P514 Inflate life preservers to perform leakage inspections	100
P521 Pack life preservers	100
J293 Pack deceleration parachutes	100
P510 Assess damage to determine reparability of life preservers	100
P513 Functionally test life preservers	100
G246 Troubleshoot malfunctions to sewing machines	100
G245 Time sewing machines	100
P512 Deflate life preservers	100
P536 Weigh life preserver CO2 cartridges	100
P529 Remove or replace life preserver containers	100
P530 Remove or replace life preserver CO2 cartridges	100
P535 Visually inspect life preserver CO2 cartridges for serviceability	100
P531 Remove or replace life preserver inflators	100
F167 Cut stencils	100
P528 Remove or replace life preserver cells	100
G207 Clean sewing machines	86
R559 Inspect organizational clothing, such as flight suits or survival vests	86
R558 Inspect anti-exposure suits	86
J290 Assess damage to determine reparability of deceleration parachutes	86

TABLE I E

AIRCRAFT INTERIOR MAINTENANCE JOB  
STG85

GROUP SIZE:	7	AVERAGE TAFMS:	143 MONTHS
PERCENT OF SAMPLE:	1%	AVERAGE TICF:	142 MONTHS
PREDOMINANT PAYGRADE:	E-5	PERCENT IN 1ST ENL:	14%

<u>TASKS</u>		<u>PERCENT MEMBERS PERFORMING</u>
T627	Remove or replace aircraft covers, such as seat, headrest, or armrest covers	100
T633	Sew aircraft insulation	100
T626	Remove or replace aircraft blanket insulation	100
G218	Inspect sewing machines	100
G207	Clean sewing machines	100
G225	Lubricate sewing machines	100
A21	Establish work priorities	100
T629	Remove or replace aircraft soundproofing hardware	100
T624	Recover aircraft headliners	100
A4	Coordinate work activities with shop sections or other units	100
A11	Develop work procedures	100
G246	Troubleshoot malfunctions on sewing machines	100
A15	Establish in-shop supply points	100
T617	Fabricate aircraft covers, such as seat, headrest, or armrest covers	86
T625	Remove or replace aircraft batting insulation	86
B68	Supervise Fabrication and Parachute Specialists (AFSC 2A753)	86
S587	Fabricate aircraft fabric items, such as avionics nets, bunk covers, or dust covers	86
A5	Determine requirements for equipment, personnel, supplies, or space	86
T611	Cut fabric for aircraft soundproofing	86
S591	Inspect aircraft fabric items, such as avionics nets, bunk covers, or dust covers	86
S583	Design patterns for aircraft fabric items, such as avionics nets, bunk covers, or dust covers	86
G205	Clean facilities	86
T621	Modify aircraft upholstery	86
B44	Direct fabric section functions	86
T620	Inspect aircraft upholstery	86
T630	Remove or replace aircraft upholstery hardware	86
G245	Time sewing machines	86

TABLE II A

FLOTATION EQUIPMENT MAINTENANCE JOB  
STG139

GROUP SIZE:	28	AVERAGE TAFMS:	46 MONTHS
PERCENT OF SAMPLE:	4%	AVERAGE TICF:	50 MONTHS
PREDOMINANT PAYGRADE:	E-2	PERCENT IN 1ST ENL:	65%

<u>TASKS</u>	<u>PERCENT MEMBERS PERFORMING</u>
P514 Inflate life preservers to perform leakage inspections	100
P510 Assess damage to determine reparability of life preservers	100
O482 Deflate liferafts	100
P517 Inspect life preservers	96
P512 Deflate life preservers	96
O489 Pack liferafts	96
O508 Visually inspect liferafts	96
O509 Weigh liferaft CO2 cylinders	96
P531 Remove or replace life preserver inflators	96
O483 Inflate liferafts to perform leakage inspections	93
P530 Remove or replace life preserver CO2 cartridges	93
P513 Functionally test life preservers	93
P528 Remove or replace life preserver cells	93
O475 Adjust pressures for liferafts	93
P521 Pack life preservers	89
O504 Repack liferafts for wing-well installation	89
O484 Inspect liferaft accessory survival kits, carrying cases, or cylinder assemblies	89
P536 Weigh life preserver CO2 cartridges	89
O477 Assess damage to determine reparability of liferafts	89
O490 Patch liferafts	89
P535 Visually inspect life preserver CO2 cartridges for serviceability	89
O476 Apply talcum powder to liferafts	89
F167 Cut stencils	86
O499 Remove or replace liferaft CO2 cylinders	79



TABLE II B

FLOTATION AND DECELERATION PARACHUTE MAINTENANCE JOB  
STG129

GROUP SIZE:	8	AVERAGE TAFMS:	65 MONTHS
PERCENT OF SAMPLE:	1%	AVERAGE TICF:	59 MONTHS
PREDOMINANT PAYGRADE:	E-2 to E-5	PERCENT IN 1ST ENL:	50%

<u>TASKS</u>	<u>PERCENT MEMBERS PERFORMING</u>
P521 Pack life preservers	100
P517 Inspect life preservers	100
P513 Functionally test life preservers	100
P512 Deflate life preservers	100
O482 Deflate liferafts	100
O509 Weigh liferaft CO2 cylinders	100
O508 Visually inspect liferafts	100
P536 Weigh life preserver CO2 cylinders	88
O483 Inflate liferafts to perform leakage inspections	88
P535 Visually inspect life preserver CO2 cartridges for serviceability	88
O493 Perform scheduled test of one-man liferaft inflatable floors	88
P520 Operationally check life preservers oral inflation valves	88
O475 Adjust pressures for liferafts	88
P510 Assess damage to determine reparability of life preservers	88
O476 Apply talcum powder to liferafts	88
P514 Inflate life preservers to perform leakage inspections	75
O487 Operationally check liferaft oral inflation valves	75
P530 Remove or replace life preserver CO2 cartridges	75
O499 Remove or replace liferaft CO2 cylinders	75
J293 Pack deceleration parachutes	75
F167 Cut stencils	75
G207 Clean sewing machines	75
P528 Remove or replace life preserver cells	75
G205 Clean facilities	63
O489 Pack liferafts	63
O494 Perform scheduled test of one-man liferaft spray shields	63
J291 Inspect deceleration parachutes	63
G225 Lubricate sewing machines	63
G218 Inspect sewing machines	63
O477 Assess damage to determine reparability of liferafts	63
P522 Patch life preserver cells	63
S590 Fabricate protective covers	63

TABLE II C

FLOTATION AND PERSONNEL PARACHUTE MAINTENANCE JOB  
STG81

GROUP SIZE:	13	AVERAGE TAFMS:	31 MONTHS
PERCENT OF SAMPLE:	2%	AVERAGE TICF:	29 MONTHS
PREDOMINANT PAYGRADE:	E-4	PERCENT IN 1ST ENL:	76%

<u>TASKS</u>	<u>PERCENT MEMBERS PERFORMING</u>
M389 Pack personnel parachutes	100
P521 Pack life preservers	100
P514 Inflate life preservers to perform leakage inspections	100
O489 Pack liferafts	100
P517 Inspect life preservers	100
O482 Deflate life rafts	100
P512 Deflate life preservers	100
O475 Adjust pressures for liferafts	100
O483 Inflate liferafts to perform leakage inspections	92
O509 Weigh liferaft CO2 cylinders	92
O484 Inspect liferaft accessory survival kits, carrying cases, or cylinder assemblies	92
P513 Functionally test life preservers	92
O476 Apply talcum powder to liferafts	92
F167 Cut stencils	92
M387 Inspect personnel parachutes	85
M384 Inspect personnel parachute system automatic ripcord releases	85
O508 Visually inspect liferafts	85
M396 Remove or replace personnel parachute systems automatic ripcord devices, such as F1-Bs or Scots	85
M430 Remove or replace personnel parachute system tackings	85
M403 Remove or replace personnel parachute system canopies	85
O490 Patch liferafts	85
O505 Repair or replace liferaft carrying cases	85
G209 Connect or disconnect shop air supply hoses	85
O504 Repack liferafts for wing-well installation	77
P530 Remove or replace life preserver CO2 cartridges	77
P536 Weigh life preserver CO2 cartridges	77
F196 Stencil data onto items, such as equipment, clothing, or parachute components	77

TABLE II D

FLOTATION EQUIPMENT TRAINEE JOB  
STG104

GROUP SIZE:	9	AVERAGE TAFMS:	40 MONTHS
PERCENT OF SAMPLE:	1%	AVERAGE TICF:	38 MONTHS
PREDOMINANT PAY GRADE:	E-4	PERCENT IN 1ST ENL:	67%

<u>TASKS</u>	<u>PERCENT MEMBERS PERFORMING</u>
P530 Remove or replace life preserver CO2 cartridges	100
P521 Pack life preservers	100
P514 Inflate life preservers to perform leakage inspections	100
P517 Inspect life preservers	100
P512 Deflate life preservers	100
P516 Inspect life preserver survival items, such as sea dye markers or whistles	100
P535 Visually inspect life preserver CO2 cartridges for serviceability	100
P513 Functionally test life preservers	100
P528 Remove or replace life preserver cells	100
P510 Assess damage to determine reparability of life preservers	89
P536 Weigh life preserver CO2 cartridges	89
P533 Remove or replace life preservers survival items, such as sea dye markers or whistles	89
P532 Remove or replace life preserver lanyards	89
P520 Operationally check life preserver oral inflation valves	89
P527 Remove or replace damaged hardware on life preservers	89
P522 Patch life preserver cells	78
P531 Remove or replace life preserver inflators	78
P529 Remove or replace life preserver containers	78
P515 Inspect and measure life preserver CO2 retaining straps	67
P534 Update life preserver configurations	67
O482 Deflate liferafts	67
O483 Inflate liferafts to perform leakage inspections	67
P511 Clean life preservers	56
P523 Patch life preserver containers	56
O490 Patch liferafts	56
P524 Perform pull test of life preserver Velcro	56
O508 Visually inspect liferafts	56
F167 Cut stencils	56
O475 Adjust pressures for liferafts	56
G205 Clean facilities	44
O489 Pack life rafts	44

TABLE III A

PERSONNEL PARACHUTE MAINTENANCE JOB  
STG74

GROUP SIZE:	10	AVERAGE TAFMS:	68 MONTHS
PERCENT OF SAMPLE:	2%	AVERAGE TICF:	65 MONTHS
PREDOMINANT PAYGRADE:	E-4	PERCENT IN 1ST ENL:	50%

<u>TASKS</u>	<u>PERCENT MEMBERS PERFORMING</u>
M389 Pack personnel parachutes	100
M0381 Assemble or disassemble personnel parachute systems	100
M421 Remove or replace personnel parachute system pack locking loops	96
M384 Inspect personnel parachute system automatic ripcord releases	96
M425 Remove or replace personnel parachute system risers	96
M403 Remove or replace personnel parachute system canopies	96
M387 Inspect personnel parachutes	93
M396 Remove or replace personnel parachute system automatic opening devices, such as F1-Bs	93
F167 Cut stencils	93
M430 Remove or replace personnel parachute system tackings	89
M391 Perform functional tests of personnel parachute system canopy releases	89
M382 Assess damage to determine reparability of personnel parachutes	89
M380 Adjust tension on personnel parachute system ripcord release grips or handles	89
M415 Remove or replace personnel parachute system harnesses	89
M408 Remove or replace personnel parachute system containers, such as packs	89
M422 Remove or replace personnel parachute system pilot chutes	85
M407 Remove or replace personnel parachute system connector links	81
M413 Remove or replace personnel parachute system fastener hardware, such as snaps, grommets, or zippers	81
M410 Remove or replace personnel parachute system ejector snaps	78
M420 remove or replace personnel parachute system manual ripcords	70
G217 Inspect parachute actuator testers	70

TABLE III B

PERSONNEL AND DECELERATION PARACHUTE MAINTENANCE JOB  
STG55

GROUP SIZE:	17	AVERAGE TAFMS:	85 MONTHS
PERCENT OF SAMPLE:	3%	AVERAGE TICF:	83 MONTHS
PREDOMINANT PAYGRADE:	E-5	PERCENT IN 1ST ENL:	36%

<u>TASKS</u>	<u>PERCENT MEMBERS PERFORMING</u>
M389 Pack personnel parachutes	100
M421 Remove or replace personnel parachute system pack locking loops	100
M384 Inspect personnel parachute system automatic ripcord releases	100
M381 Assemble or disassemble personnel parachute systems	100
M408 Remove or replace personnel parachute system containers, such as packs	100
M396 Remove or replace personnel parachute system tackings	94
M403 Remove or replace personnel parachute system automatic opening devices, such as F1-Bs or Scots	94
M425 Remove or replace personnel parachute system harnesses	94
M413 Remove or replace personnel parachute system fastener hardware, such as snaps, grommets, or zippers	94
M415 Remove or replace personnel parachute system harnesses	94
M387 Inspect personnel parachutes	88
M391 Perform functional tests of personnel parachute system canopy releases	88
M 382 Asscss damage to determine reparability of personnel parachutes	88
M407 Remove or replace personnel parachute system connector links	88
M427 Remove or replace personnel parachute system software, such as packets or elastic keepers	88
M422 Remove or replace personnel parachute system pilot chutes	88
M380 Adjust tension on personnel parachute system ripcord release grips or handles	88
F167 Cut stencils	88
H251 Hang parachutes	82
M392 Perform TCTO Modifications or personnel parachutes	82
M410 Remove or replace personnel parachute system ejector snaps	82
M401 Remove or replace personnel parachute system bridle lines	82
M416 Remove or replace personnel parachute system hook blade knives	82
J293 Pack deceleration parachutes	71
J291 Inspect deceleration parachutes	71

TABLE IV A

CARGO PARACHUTE MAINTENANCE JOB  
STG98

GROUP SIZE:	14	AVERAGE TAFMS:	48 MONTHS
PERCENT OF SAMPLE:	2%	AVERAGE TICF:	46 MONTHS
PREDOMINANT PAYGRADE:	E-3 and E-4	PERCENT IN 1ST ENL:	71%

<u>TASKS</u>		<u>PERCENT MEMBERS PERFORMING</u>
I268	Pack cargo parachutes	100
I266	Inspect cargo parachutes	100
I269	Patch cargo parachute system canopies	100
I264	Assess damage to determine reparability of cargo parachutes	93
I263	Assemble or disassemble cargo parachute systems	93
I265	Fabricate standard air drop training bundles (SATBs)	93
G218	Inspect sewing machines	93
I272	Recover cargo parachutes from off-station drop zones	86
I267	Modify cargo parachute system components	86
I281	Remove or replace cargo parachute system pilot chutes	86
G207	Clean sewing machines	79
G225	Lubricate sewing machines	79
I274	Remove or replace cargo parachute system bridle lines	79
G231	Perform operator maintenance on sewing machines, such as changing needles, lamps, or presser feet	79
I277	Remove or replace cargo parachute system connector links	79
H254	Patch parachute system deployment bags	71
I279	Remove or replace cargo parachute system extraction lines	71
G199	Adjust sewing machines	71
I286	Remove or replace cargo parachute system suspension lines	64
H251	Hang parachutes	57
R580	Sew items, such as name tags, unit patches, or Velcro tape onto protective or organizational clothing	57
G205	Clean facilities	50
I271	Perform time compliance technical order (TCTO) modifications of cargo parachutes	50
I283	Remove or replace cargo parachute system reefing lines	50
G245	Time sewing machines	50
I270	Patch cargo parachute system pilot chutes	43
I275	Remove or replace cargo parachute system canopies	43

TABLE IV B

CARGO PARACHUTE SUPERVISORS JOB  
STG160

GROUP SIZE:	11	AVERAGE TAFMS:	123 MONTHS
PERCENT OF SAMPLE:	1%	AVERAGE TICF:	122 MONTHS
PREDOMINANT PAYGRADE:	E-5	PERCENT IN 1ST ENL:	0%

<u>TASKS</u>	<u>PERCENT MEMBERS PERFORMING</u>
I266 Inspect cargo parachutes	100
I264 Assess damage to determine reparability of cargo parachutes	100
I265 Fabricate standard air drop training bundles	100
I268 Pack cargo parachutes	100
I269 Patch cargo parachute system canopies	100
I272 Recover cargo parachutes from off-station drop zones	100
G207 Clean sewing machines	100
I263 Assemble or disassemble cargo parachute systems	100
I274 Remove or replace cargo parachute system bridle lines	100
G245 Tune sewing machines	100
G231 Perform operator maintenance on sewing machines, such as changing needles, lamps, or presser feet	100
G199 Adjust sewing machines	100
C85 Evaluate subordinates' compliance with shop performance standards	100
I281 Remove or replace cargo parachute system pilot chutes	100
I277 Remove or replace cargo parachute system connector links	100
I286 Remove or replace cargo parachute system suspension lines	100
B70 Supervise military personnel with AFSC other than 2A7X4	91
G218 Inspect sewing machines	91
C109 Write or review EPRs	91
D129 Maintain training records, charts, or graphs	91
B38 Counsel subordinates on personal or military-related problems	91
D119 Demonstrate how to locate or interpret technical information	91
D116 Conduct OJT	91
I270 Patch cargo parachute system pilot chutes	91
A4 Coordinate work activities with shop sections or other units	91
G198 Adjust sewing machine tables	91
B42 Direct cargo parachute section functions	82
I275 Remove or replace cargo parachute system canopies	82
G225 Lubricate sewing machines	82
B44 Direct fabric section functions	82
G256 Troubleshoot malfunctions on sewing machines	82

TABLE V

AIRCRAFT SOUNDPROOFING AND FABRIC MAINTENANCE JOB  
STG69

GROUP SIZE:	20	AVERAGE TAFMS:	75 MONTHS
PERCENT OF SAMPLE:	3%	AVERAGE TICF:	72 MONTHS
PREDOMINANT PAYGRADE:	E-4	PERCENT IN 1ST ENL:	45%

<u>TASKS</u>	<u>PERCENT MEMBERS PERFORMING</u>
T633 Sew aircraft insulation	100
T626 Remove or replace aircraft blanket insulation	100
S582 Cut fabric for aircraft fabric items, such as avionics nets, bunk covers, or dust covers	100
G218 Inspect sewing machines	95
S587 Fabricate aircraft fabric items, such as avionics nets, bunk covers or dust covers	90
T613 Cut insulating materials for aircraft soundproofing	90
T617 fabricate aircraft covers, such as seat, headrest, or armrest covers	90
G207 Clean sewing machines	85
G225 Lubricate sewing machines	80
T616 Fabricate aircraft blanket insulation	80
G205 Clean facilities	80
T611 Cut fabric for aircraft soundproofing	80
G231 Perform operator maintenance on sewing machines, such as changing needles, lamps, or presser feet	80
G199 Adjust sewing machines	80
G246 Troubleshoot malfunctions on sewing machines	75
G245 Time sewing machines	70
S605 Remove or replace fabric item hardware	65
T631 Remove or replace Velcro strips on aircraft soundproofing	60
S586 Fabricate aircraft fabric item patches, such as aircraft blowout or inspection hole patches	60
T629 Remove or replace aircraft soundproofing hardware	60
S583 Design patterns for aircraft fabric items, such as avionics nets, bunk covers, or dust covers	55
T628 Remove or replace aircraft floor covering	55
R580 Sew items, such as name tags, unit patches, or Velcro tape onto protective or organizational clothing	55
T619 Inspect aircraft soundproofing	55
S604 Remove or replace aircraft fabric item patches, such as aircraft blowout or inspection hole patches	55



TABLE VI

FIGHTER RELEASE SYSTEM MAINTENANCE JOB  
STG67

GROUP SIZE:	7	AVERAGE TAFMS:	69 MONTHS
PERCENT OF SAMPLE:	1%	AVERAGE TICF:	67 MONTHS
PREDOMINANT PAYGRADE:	E-4	PERCENT IN 1ST ENL:	58%

<u>TASKS</u>		<u>PERCENT MEMBERS PERFORMING</u>
G199	Adjust sewing machines	100
W702	Remove or replace seawater activated release system (SEAWARS) canopy release fittings	100
K320	Inspect drogue parachutes	100
G246	Troubleshoot malfunctions on sewing machines	100
G207	Clean sewing machines	100
W693	Inspect reefing line cutters	100
G218	Inspect sewing machines	100
W701	Remove or replace reefing line cutters	100
E147	Input data into CAMS	86
H252	Inspect SEAWARS canopy releases for correct voltage reading	86
G225	Lubricate sewing machines	86
G245	Time sewing machines	86
N435	Inspect personnel recovery parachutes	86
G201	Assemble or disassemble sewing machine accessories	86
G231	Perform operator maintenance on sewing machines, such as changing needles, lamps, or presser feet	86
G205	Clean facilities	86
W699	Remove or replace parachute time delay cartridges	86
F167	Cut stencils	86
F168	Fabricate foreign object damage (FOD) bags	86
F169	Fabricate reflective belts	86
K322	Pack drogue parachutes	71
N348	Pack personnel recovery system parachutes	71
S590	Fabricate protective covers	71
W697	Remove explosive devices from storage	71
R576	Remove or replace hardware on anti-G suits	71
W705	Store explosive devices	71
F196	Stencil data onto items, such as equipment, clothing, or parachute components	71
W690	Arm reefing line cutters	71
F174	Install or remove hardware on tarps	71
F177	Modify guidons, pennants, flags, or banners	71

TABLE VII

SURVIVAL EQUIPMENT SUPERVISORS JOB  
STG81

GROUP SIZE:	68	AVERAGE TAFMS:	175 MONTHS
PERCENT OF SAMPLE:	11%	AVERAGE TICF:	166 MONTHS
PREDOMINANT PAYGRADE:	E-6	PERCENT IN 1ST ENL:	1%

<u>TASKS</u>		<u>PERCENT MEMBERS PERFORMING</u>
A4	Coordinate work activities with shop sections or other units	97
C85	Evaluate subordinates' compliance with shop performance standards	94
B38	Counsel subordinates on personal or military-related problems	94
C95	Inspect personnel	93
B65	Orient newly assigned personnel	93
A21	Establish work priorities	91
A1	Assign personnel to duty positions	91
D123	Establish work priorities	91
C109	Write or review EPRs	90
B64	Interpret directives, policies, or procedures for subordinates	90
A5	Determine requirements for equipment, personnel, supplies, or space	88
A2	Assign space for incoming equipment or supplies	88
B68	Supervise Fabrication and Parachute Specialists (AFSC 2A754)	87
C90	Evaluate work standards	87
E155	Order equipment, parts, or supplies	87
C105	Perform supervisor follow-up inspections	85
A34	Schedule personnel for leaves, passes, or temporary duty	85
D129	Maintain training records, charts, or graphs	85
G218	Inspect sewing machines	85
C87	Evaluate use of equipment, supplies, or space	83
C80	Evaluate maintenance of equipment, supplies, or workspace	83
B45	Direct fabrication and parachute shop functions	82
D119	Demonstrate how to locate or interpret technical information	82
C110	Write recommendations for awards or decorations	82
A20	Establish standard or technical publications requirements	82
B44	Direct fabric section functions	81

TABLE VIII

MANAGEMENT JOB  
STG39

GROUP SIZE:	9	AVERAGE TAFMS:	208 MONTHS
PERCENT OF SAMPLE:	1%	AVERAGE TICE:	200 MONTHS
PREDOMINANT PAY GRADE:	E-7	PERCENT IN 1ST ENL:	0%

<u>TASKS</u>		<u>PERCENT MEMBERS PERFORMING</u>
B36	Conduct briefings	89
C109	Write or review EPRs	89
B38	Counsel subordinates on personal or military-related problems	89
A4	Coordinate work activities with shop sections or other units	89
A5	Determine requirements for equipment, personnel, supplies or space	89
A29	Prepare briefings	78
B39	Direct administrative functions	78
A8	Develop local checklists	78
E148	Maintain administrative records	67
B52	Draft correspondence	67
B37	Coordinate technical problems with project managers or other agencies	67
E151	Maintain master personnel rosters, such as manning rosters	67
A34	Schedule personnel for leaves, passes, or TDY	67
E150	Maintain historical records	56
A11	Develop work procedures	56
E145	Develop inputs to budgets	56
A7	Develop contingency plans	56
C77	Evaluate budget requirements	56
A35	Write job descriptions	56
C110	Write recommendations for awards or decorations	56
A13	Draft standing operating procedures	56
A6	Determine security classifications of materials	56
B70	Supervise military personnel with other than AFSC 2A7X4	44
B61	Implement security procedures	44
C75	Evaluate administrative forms, files, or procedures	44
C111	Write staff studies, surveys, or special reports, other than training reports	44
E155	Order equipment, parts, or supplies	44
B72	Write justifications for equipment	44

**INTENTIONALLY LEFT BLANK**

**Appendix B**  
**Task Modules**

**INTENTIONALLY LEFT BLANK**

---

0001 Sewing Machine Maintenance

---

- 1 G199 Adjust sewing machines
- 2 G205 Clean facilities
- 3 G207 Clean sewing machines
- 4 G218 Inspect sewing machines
- 5 G225 Lubricate sewing machines
- 6 G231 Perform operator maintenance on sewing machines, such as changing needles, lamps, or presser feet
- 7 G245 Time sewing machines
- 8 G246 Troubleshoot malfunctions on sewing machines

---

0002 Organizational Clothing Maintenance

---

- 1 R557 Determine repairability of organizational clothing, such as flight suits or survival vests
- 2 R559 Inspect organizational clothing, such as flight suits or survival vests
- 3 R563 Modify organizational clothing
- 4 R567 Patch organizational clothing, such as flight suits or survival vests
- 5 R580 Sew items, such as name tags, unit patches, or Velcro tape onto protective or organizational clothing

---

0003 Flotation Equipment Maintenance

---

- 1 F167 Cut stencils
- 2 F196 Stencil data onto items, such as equipment, clothing, or parachute components
- 3 G208 Clean stencil machines
- 4 G209 Connect or disconnect shop air supply hoses
- 5 O475 Adjust pressures for liferafts
- 6 O476 Apply talcum powder to liferafts
- 7 O477 Assess damage to determine repairability of life rafts
- 8 O482 Deflate liferafts
- 9 O483 Inflate liferafts to perform leakage inspections
- 10 O484 Inspect liferaft accessory survival kits, carrying cases, or cylinder assemblies
- 11 O486 Operationally check liferaft inlet check valves
- 12 O487 Operationally check liferaft oral inflation valves
- 13 O489 Pack liferafts
- 14 O490 Patch liferafts
- 15 O491 Perform functional tests of liferaft vent manifolds
- 16 O493 Perform scheduled tests of one-man liferaft inflatable floors
- 17 O494 Perform scheduled tests of one-man liferaft spray shields
- 18 O497 Process liferaft cylinders for refilling
- 19 O499 Remove or replace liferaft CO2 cylinders

- 20 O505 Repair or replace liferaft carrying cases
- 21 O508 Visually inspect liferafts
- 22 O509 Weigh liferaft CO2 cylinders
- 23 P510 Assess damage to determine repairability of life preservers
- 24 P512 Deflate life preservers
- 25 P513 Functionally test life preservers
- 26 P514 Inflate life preservers to perform leakage inspections
- 27 P517 Inspect life preservers
- 28 P520 Operationally check life preserver oral inflation valves
- 29 P521 Pack life preservers
- 30 P522 Patch life preserver cells
- 31 P527 Remove or replace damaged hardware on life preservers
- 32 P528 Remove or replace life preserver cells
- 33 P529 Remove or replace life preserver containers
- 34 P530 Remove or replace life preserver CO2 cartridges
- 35 P531 Remove or replace life preserver inflators
- 36 P535 Visually inspect life preserver CO2 cartridges for serviceability
- 37 P536 Weigh life preserver CO2 cartridges

---

0004 Flotation Equipment Component Maintenance

---

- 1 O481 Clean liferafts
- 2 O500 Remove or replace liferaft fastener hardware, such as grommets or fasteners
- 3 O501 Remove or replace liferaft items, such as sea anchors or heaving lines
- 4 O502 Remove or replace liferaft manifold valve parts
- 5 O506 Safety wire liferaft CO2 valve assemblies
- 6 O507 Update liferaft configurations
- 7 P511 Clean life preservers
- 8 P515 Inspect and measure life preserver CO2 retaining straps
- 9 P516 Inspect life preserver survival items, such as sea dye markers or whistles
- 10 P519 Modify life preserver containers
- 11 P523 Patch life preserver containers
- 12 P524 Perform pull tests of life preserver Velcro
- 13 P526 Re-stitch life preserver containers
- 14 P532 Remove or replace life preserver lanyards
- 15 P533 Remove or replace life preservers survival items, such as sea dye markers or whistles
- 16 P534 Update life preserver configurations

---

0005 Shop Equipment Inspection

---

- 1 G197 Adjust pressure regulators
- 2 G210 Drain reservoirs of oil and moisture separators
- 3 G213 Inspect flotation test fixtures, such as pressure gauges
- 4 G220 Inspect shop air supply hoses



- 5 G221 Inspect stencil machines
- 6 G226 Lubricate stencil machines
- 7 G232 Perform operator maintenance on vacuum cleaners
- 8 G247 Visually inspect scales

---

0006 Liferaft Hardware Equipment Maintenance

---

- 1 O478 Bleed liferaft carbon dioxide (CO2) cylinders
- 2 O479 Bleed liferaft compressed air cylinders
- 3 O480 Check pressure readings of compressed air cylinders
- 4 O485 Inventory liferaft accessory survival kits
- 5 O488 Pack liferaft accessory survival kits
- 6 O492 Perform modifications to liferaft CO2 cylinder valve covers
- 7 O495 Perform TCTO modifications of liferafts
- 8 O496 Prepare liferaft cylinders for condemnation or shipping
- 9 O498 Remove or replace liferaft compressed air cylinders
- 10 O503 Repack liferafts for fuselage installation
- 11 O504 Repack liferafts for wing-well installation
- 12 P525 Perform TCTO modifications of life preservers

---

0007 Personnel Parachute Maintenance

---

- 1 G217 Inspect parachute actuator testers
- 2 G227 Maintain parachute actuator testers
- 3 G230 Perform cursory checks of parachute actuator testers
- 4 M380 Adjust tension on personnel parachute system ripcord release grips or handles
- 5 M381 Assemble or disassemble personnel parachute systems
- 6 M382 Assess damage to determine repairability of personnel parachutes
- 7 M384 Inspect personnel parachute system automatic ripcord releases
- 8 M385 Inspect personnel parachute system locator beacons
- 9 M387 inspect personnel parachutes
- 10 M388 Modify personnel parachute system components
- 11 M389 Pack personnel parachutes
- 12 M391 Perform functional tests of personnel parachute system canopy releases
- 13 M392 Perform TCTO modifications of personnel parachutes
- 14 M396 Remove or replace personnel parachute system automatic opening devices, such as  
F1-Bs or Scots
- 15 M397 Remove or replace personnel parachute system automatic ripcord release retainer plates
- 16 M400 Remove or replace personnel parachute system back plates
- 17 M401 Remove or replace personnel parachute system bridle lines
- 18 M403 Remove or replace personnel parachute system canopies
- 19 M405 Remove or replace personnel parachute system canopy quick-release assemblies
- 20 M407 Remove or replace personnel parachute system connector links
- 21 M408 Remove or replace personnel parachute system containers, such as packs
- 22 M409 Remove or replace personnel parachute system dual housing clamps

- 23 M410 Remove or replace personnel parachute system ejector snaps
- 24 M411 Remove or replace personnel parachute system emergency oxygen cylinders
- 25 M413 Remove or replace personnel parachute system fastener hardware, such as snaps, grommets, or zippers
- 26 M414 Remove or replace personnel parachute system four-line jettison lanyards
- 27 M415 Remove or replace personnel parachute system harnesses
- 28 M416 Remove or replace personnel parachute system hook blade knives
- 29 M417 Remove or replace personnel parachute system locator beacon antennas
- 30 M418 Remove or replace personnel parachute system locator beacons
- 31 M419 Remove or replace personnel parachute system manual ripcord retainers
- 32 M420 Remove or replace personnel parachute system manual ripcords
- 33 M421 Remove or replace personnel parachute system pack locking loops
- 34 M422 Remove or replace personnel parachute system pilot chutes
- 35 M424 Remove or replace personnel parachute system ripcord housings
- 36 M425 Remove or replace personnel parachute system risers
- 37 M427 Remove or replace personnel parachute system software, such as pockets or elastic keepers
- 38 M430 Remove or replace personnel parachute system tackings

---

0008 Automatic Opening Device Inspection

---

- 1 W691 Inspect emergency oxygen cylinders
- 2 W692 Inspect pyrotechnic opening devices
- 3 W699 Remove or replace parachute time-delay cartridges
- 4 W700 Remove or replace pyrotechnical automatic opening devices
- 5 W706 Test pyrotechnical parachute ripcord release actuators

---

0009 Miscellaneous Fabric Equipment Maintenance

---

- 1 F169 Fabricate reflective belts
- 2 F176 Modify FOD bags
- 3 F177 Modify guidons, pennants, flags, or banners
- 4 F180 Modify tarps
- 5 F183 Patch tarps
- 6 F188 Repair FOD bags
- 7 F189 Repair guidons, pennants, flags, or banners
- 8 F192 Repair tarps, other than patching
- 9 F195 Service equipment from other base organizations
- 10 G198 Adjust sewing machine tables
- 11 G201 Assemble or disassemble sewing machine accessories
- 12 G244 Sharpen handtools

---

**0010 Protective Cover Fabrication**

---

- 1 S582 Cut fabric for aircraft fabric items, such as avionics nets, bunk covers, or dust covers
- 2 S583 Design patterns for aircraft fabric items, such as avionics nets, bunk covers, or dust covers
- 3 S584 Design patterns for protective covers
- 4 S585 Design prototypes of aircraft fabric items
- 5 S587 Fabricate aircraft fabric items, such as avionics nets, bunk covers, or dust covers
- 6 S590 Fabricate protective covers
- 7 S591 Inspect aircraft fabric items, such as avionics nets, bunk covers, or dust covers
- 8 S592 Inspect protective covers
- 9 S593 Inspect to determine repairability of protective covers
- 10 S594 Interpret blueprints for aircraft fabric items
- 11 S595 Interpret blueprints for protective covers
- 12 S596 Lay out protective cover patterns
- 13 S597 Modify aircraft fabric items, such as avionics nets, bunk covers, or dust covers
- 14 S599 Patch protective covers
- 15 S605 Remove or replace fabric item hardware
- 16 S607 Remove or replace protective cover hardware
- 17 S608 Replace damaged sections of protective covers
- 18 S609 Sew loose seams of aircraft fabric items
- 19 S610 Sew loose seams of protective covers

---

**0011 Fabric Cutter and Air Compressor Maintenance**

---

- 1 G 204 Clean fabric cutters
- 2 G212 Inspect fabric cutters
- 3 G219 Inspect shop air compressors
- 4 G224 Lubricate fabric cutters
- 5 G228 Maintain shop air compressors
- 6 G243 Sharpen fabric cutters

---

**0012 Parachute System Equipment Maintenance**

---

- 1 H248 Clean parachute system back pads or seat cushions
- 2 H249 Clean parachute system deployment bags or containers
- 3 H250 Clean parachute system harnesses
- 4 H253 Patch parachute system containers
- 5 H254 Patch parachute system deployment bags
- 6 H255 Patch parachute system harnesses

- 7 H256 Patch parachute system packs
- 8 H257 Prepare parachutes for shipment
- 9 H258 Prepare parachutes for storage
- 10 H259 Replace outdated "Survival Uses of the Parachute " pamphlets
- 11 H260 Wash parachute system canopies

---

0013 Miscellaneous Shop Equipment Maintenance

---

- 1 G216 Inspect oil and moisture separators
- 2 G222 Level scales
- 3 G233 Perform operator maintenance on vacuum pumps
- 4 G239 Remove or replace flotation test fixture components

---

0014 Belt Maintenance

---

- 1 G203 Clean belt testers
- 2 G211 Inspect belt testers
- 3 G215 Inspect manometers
- 4 G223 Lubricate belt testers

---

0015 Aircraft Interior Maintenance

---

- 1 S586 Fabricate aircraft fabric item patches, such as aircraft blowout or inspection hole patches
- 2 S604 Remove or replace aircraft fabric item patches, such as aircraft blowout or inspection hole patches
- 3 T611 Cut fabric for aircraft soundproofing
- 4 T612 Cut foam rubber for aircraft mattresses or seat cushions
- 5 T613 Cut insulating materials for aircraft sound-proofing
- 6 T614 Cut plastic covers for aircraft batting-type insulation
- 7 T615 Design patterns for aircraft blanket insulation
- 8 T616 Fabricate aircraft blanket insulation
- 9 T617 Fabricate aircraft covers, such as seat, headrest, or armrest covers
- 10 T619 Inspect aircraft soundproofing
- 11 T620 Inspect aircraft upholstery
- 12 T621 Modify aircraft upholstery
- 13 T622 Patch aircraft insulation
- 14 T624 Recover aircraft headliners
- 15 T625 Remove or replace aircraft batting insulation
- 16 T626 Remove or replace aircraft blanket insulation
- 17 T627 Remove or replace aircraft covers, such as seat, headrest, or armrest covers
- 18 T628 Remove or replace aircraft floor covering
- 19 T629 Remove or replace aircraft soundproofing hardware

- 20 T630 Remove or replace aircraft upholstery hardware
- 21 T631 Remove or replace Velcro strips on aircraft soundproofing
- 22 T632 Seal aircraft batting-type insulation
- 23 T633 Sew aircraft insulation

---

0016 Anti-Exposure Suit Maintenance

---

- 1 R554 Cement seams of anti-exposure suits, such as boots of 16-P or 21-P suits
- 2 R555 Clean anti-exposure suits or accessories
- 3 R556 Clean toxicological suits or accessories
- 4 R558 Inspect anti-exposure suits
- 5 R560 Inspect toxicological suits or accessories
- 6 R561 Lubricate zippers on anti-exposure suits
- 7 R562 Modify head straps on aircrew gas masks
- 8 R564 Modify protective clothing
- 9 R565 Pack toxicological suits or accessories
- 10 R566 Patch anti-exposure suits
- 11 R568 Patch protective clothing
- 12 R569 Patch toxicological suits or accessories
- 13 R570 Perform inflation tests of toxicological suits or accessories
- 14 R571 Perform TCTO modifications of protective clothing
- 15 R572 Re-cement or replace seam tapes on toxicological suits or accessories
- 16 R573 Remove or replace anti-exposure suit parts, such as wristlets or socks
- 17 R574 Remove or replace boot hardware for anti-exposure suits
- 18 R575 Remove or replace hardware on anti-exposure suits
- 19 R576 Remove or replace hardware on anti-G suits
- 20 R577 Remove or replace protective clothing hardware, such as zippers
- 21 R578 Remove or replace quick disconnect fittings on anti-G suits
- 22 R581 Test anti-exposure suits for serviceability

---

0017 Drogue Parachute Maintenance

---

- 1 K318 Assemble or disassemble drogue parachute systems
- 2 K319 Assess damage to determine repairability of drogue parachutes
- 3 K320 Inspect drogue parachutes
- 4 K322 Pack drogue parachutes

---

0018 Reefing Equipment Maintenance

---

- 1 H252 Inspect seawater activated release system (SEAWARS) canopy releases for correct voltage reading
- 2 N435 Inspect personnel recovery parachutes
- 3 N438 Pack personnel recovery system parachutes

- 4 N465 Remove or replace personnel recovery system parachute reefing lines
- 5 N471 Remove or replace personnel recovery system parachute tackings
- 6 P518 Inspect SEAWARS inflators for correct voltage reading
- 7 W690 Arm reefing line cutters
- 8 W693 Inspect reefing line cutters
- 9 W701 Remove or replace reefing line cutters
- 10 W702 Remove or replace seawater activated release system (SEAWARS) canopy release fittings

---

0019 Personnel Recovery System Parachute Maintenance

---

- 1 N433 Assemble or disassemble personnel recovery system parachutes
- 2 N434 Assess damage to determine repairability of personnel recovery parachutes
- 3 N436 Modify personnel recovery system parachute components
- 4 N437 Modify personnel recovery system parachute harnesses
- 5 N441 Perform TCTO modifications of personnel recovery system parachutes
- 6 N445 Remove or replace personnel recovery system parachute canopies
- 7 N447 Remove or replace personnel recovery system parachute canopy quick-release assemblies
- 8 N449 Remove or replace personnel recovery system parachute connector links
- 9 N450 Remove or replace personnel recovery system parachute containers, such as packs
- 10 N451 Remove or replace personnel recovery system parachute cross-connector straps
- 11 N455 Remove or replace personnel recovery system parachute fastener hardware, such as snaps, grommets, or zippers
- 12 N456 Remove or replace personnel recovery system parachute four-line jettison lanyards
- 13 N462 Remove or replace personnel recovery system parachute pack locking loops
- 14 N464 Remove or replace personnel recovery system parachute pilot chutes
- 15 N468 Remove or replace personnel recovery system parachute risers
- 16 N469 Remove or replace personnel recovery system parachute software, such as pockets or elastic keepers
- 17 N472 Remove or replace personnel recovery system parachute Teflon retainers or rub strips

---

0020 Drogue Parachute Component Maintenance

---

- 1 K321 Modify drogue parachute system components
- 2 K325 Perform TCTO modifications of drogue parachutes
- 3 K327 Remove or replace drogue parachute system bridlevines
- 4 K328 Remove or replace drogue parachute system canopies
- 5 K330 Remove or replace drogue parachute system containers, such as packs
- 6 K331 Remove or replace drogue parachute system extraction lines
- 7 K332 Remove or replace drogue parachute system fastener hardware, such as snaps, grommets, or zippers
- 8 K333 Remove or replace drogue parachute system pilot chutes
- 9 K338 Remove or replace drogue parachute system withdrawal lines

---

0021 Personnel Restraint System Maintenance

---

- 1 U634 Clean personnel restraint equipment, such as aircraft seat belts or shoulder harnesses
- 2 U636 Inspect cargo nets
- 3 U638 Inspect personnel restraint equipment, such as aircraft seat belts or shoulder harnesses
- 4 U641 Perform static weight tests on personnel restraint equipment, such as aircraft seat belts or shoulder harnesses
- 5 U643 Remove or replace cargo net hardware
- 6 U648 Sew loose seams on nets, such as cargo, safety, or aircraft door nets
- 7 U649 Sew loose seams on personnel restraint equipment, such as aircraft seat belts or shoulder harnesses
- 8 U651 Stencil inspection or due dates on personnel restraint equipment

---

0022 Escape Slide Maintenance

---

- 1 Q537 Assess damage to determine repairability of escape slides
- 2 Q538 Bleed escape slide compressed air cylinders
- 3 Q539 Clean escape slides
- 4 Q540 Deflate escape slides
- 5 Q541 Functionally test escape slides
- 6 Q542 Inflate escape slides
- 7 Q543 Inspect escape slide carrying cases
- 8 Q544 Inspect escape slides
- 9 Q545 Pack escape slides
- 10 Q546 Patch escape slides
- 11 Q547 Perform TCTO modifications of escape slides
- 12 Q548 Prepare escape slide compressed air cylinders for shipping or refilling
- 13 Q549 Remove or replace escape slide batteries
- 14 Q550 Remove or replace escape slide compressed air cylinders
- 15 Q551 Remove or replace escape slide hardware
- 16 Q552 Remove or replace escape slide inflation assembly components
- 17 Q553 Remove or replace escape slide lights

---

0023 Thermal Curtain Maintenance

---

- 1 V652 Clean thermal curtain working surfaces
- 2 V653 Clean thermal curtains
- 3 V654 Cover thermal curtain working surfaces
- 4 V659 Fit thermal curtains
- 5 V662 Inspect pull tabs on thermal curtains
- 6 V663 Inspect thermal curtain markings
- 7 V664 Inspect thermal curtains
- 8 V668 Install or remove pull tabs on thermal curtains

- 9 V673 Patch thermal curtains
- 10 V674 Perform light check inspections of thermal curtains
- 11 V677 Remove or replace thermal curtain hardware, such as snaps or slides
- 12 V678 Remove or replace thermal curtains
- 13 V684 Repair thermal curtains, other than patching
- 14 V686 Seal or apply Silastic-type cements to thermal curtains
- 15 V687 Tape thermal curtain pinholes
- 16 V688 Tape thermal curtain seams
- 17 V689 Wrap thermal curtains in plastic

---

0024 Deceleration Parachute Maintenance

---

- 1 B40 Direct aircraft deceleration or drag parachute section functions
- 2 J288 Assemble or disassemble deceleration parachute system canisters
- 3 J289 Assemble or disassemble deceleration parachute systems
- 4 J290 Assess damage to determine repairability of deceleration parachutes
- 5 J291 Inspect deceleration parachutes
- 6 J292 Modify deceleration parachute system components
- 7 J293 Pack deceleration parachutes
- 8 J294 Patch deceleration parachute system canopies
- 9 J295 Patch deceleration parachute system pilot chutes
- 10 J296 Perform TCTO modifications of deceleration parachutes
- 11 J297 Remove or replace deceleration parachute system adapters
- 12 J298 Remove or replace deceleration parachute system bridle lines
- 13 J299 Remove or replace deceleration parachute system buffer strips
- 14 J300 Remove or replace deceleration parachute system canister components
- 15 J301 Remove or replace deceleration parachute system canopies
- 16 J302 Remove or replace deceleration parachute system canopy panels
- 17 J303 Remove or replace deceleration parachute system connector links
- 18 J304 Remove or replace deceleration parachute system containers, such as packs
- 19 J305 Remove or replace deceleration parachute system deployment bag retainer loops
- 20 J306 Remove or replace deceleration parachute system deployment bag retainer plates
- 21 J307 Remove or replace deceleration parachute system extraction lines
- 22 J308 Remove or replace deceleration parachute system fastener hardware, such as snaps, grommets, or zippers
- 23 J309 Remove or replace deceleration parachute system pilot chutes
- 24 J310 Remove or replace deceleration parachute system radial or horizontal ribbons
- 25 J311 Remove or replace deceleration parachute system riser protector sleeves
- 26 J312 Remove or replace deceleration parachute system risers
- 27 J313 Remove or replace deceleration parachute system software, such as pockets or elastic keepers
- 28 J314 Remove or replace deceleration parachute system suspension lines
- 29 J315 Remove or replace deceleration parachute system Teflon retainers or rub strips
- 30 J316 Remove or replace deceleration parachute system terminals
- 31 J317 Splice deceleration parachute system broken suspension lines



---

0025 Tower Inspection and Maintenance

---

- 1 G229 Operationally check drying tower winches
  - 2 G234 Perform preventive maintenance on drying tower equipment, such as ropes or tiedown bars
  - 3 G235 Perform preventive maintenance on tension devices, such as cable tension devices
  - 4 G237 Remove or replace drying tower light bulbs
  - 5 G238 Remove or replace drying tower ropes
- 

0026 Personnel Parachute Component Maintenance

---

- 1 M386 Inspect personnel parachute system SDU-5/E survival lights
  - 2 M395 Remove or replace personnel parachute system adapters
  - 3 M402 Remove or replace personnel parachute system buffer strips
  - 4 M404 Remove or replace personnel parachute system canopy panels
  - 5 M406 Remove or replace personnel parachute system chaff packets
  - 6 M412 Remove or replace personnel parachute system extraction lines
  - 7 M423 Remove or replace personnel parachute system pull down vent lines (PDVLs)
  - 8 M426 Remove or replace personnel parachute system SDU-5/E survival lights
  - 9 M428 Remove or replace personnel parachute system static lines
  - 10 M429 Remove or replace personnel parachute system suspension lines
  - 11 M431 Remove or replace personnel parachute system V-rings
  - 12 W698 Remove or replace ballistic opening devices
- 

0027 Supply Storage

---

- 1 E147 Input data into CAMS
  - 2 E155 Order equipment, parts, or supplies
  - 3 E161 Store or remove flammable materials
  - 4 E162 Store or remove survival equipment components
  - 5 E163 Store supplies
- 

0028 Supervision

---

- 1 A1 Assign personnel to duty positions
- 2 A2 Assign space for incoming equipment or supplies
- 3 A4 Coordinate work activities with shop sections or other units
- 4 A5 Determine requirements for equipment, personnel, supplies, or space
- 5 A11 Develop work procedures
- 6 A21 Establish work priorities
- 7 A34 Schedule personnel for leaves, passes, or temporary duty (TDY)

- 8 B38 Counsel subordinates on personal or military-related problems
- 9 B44 Direct fabric section functions
- 10 B45 Direct fabrication and parachute shop functions
- 11 B46 Direct flotation equipment section functions
- 12 B47 Direct life preserver section functions
- 13 B48 Direct liferaft section functions
- 14 B50 Direct personnel parachute section functions
- 15 B51 Direct utilization of equipment
- 16 B64 Interpret directives, policies, or procedures for subordinates
- 17 B65 Orient newly assigned personnel
- 18 B66 Supervise Apprentice Fabrication and Parachute Specialists (AFSC 45833)
- 19 B68 Supervise Fabrication and Parachute Specialists (AFSC 45853)
- 20 C85 Evaluate subordinates' compliance with shop performance standards
- 21 C87 Evaluate use of equipment, supplies, or workspace
- 22 C89 Evaluate work schedules
- 23 C90 Evaluate work standards
- 24 C95 Inspect personnel
- 25 C102 Perform in-progress inspections
- 26 C105 Perform supervisor follow-up inspections
- 27 C109 Write or review EPRs
- 28 C110 Write recommendations for awards or decorations
- 29 D115 Certify proficiency of subordinates
- 30 D116 Conduct OJT
- 31 D117 Conduct qualification or upgrade training
- 32 D119 Demonstrate how to locate or interpret technical information
- 33 D129 Maintain training records, charts, or graphs

---

0029 Supplies and Forms

---

- 1 E144 Determine bench stock levels
- 2 E152 Maintain standard base supply computer forms, such as D-18, R-26, or SO-3
- 3 E156 Perform bench stock reviews
- 4 E165 Update resource management documents, such as supply listings
- 5 E166 Verify standard base supply computer forms, such as D-18, R-26, or SO-3

---

0030 Management

---

- 1 A3 Assign sponsors for newly assigned personnel
- 2 A16 Establish procedures for handling or storing hazardous devices
- 3 A17 Establish requirements for maintenance of equipment or facilities
- 4 A19 Establish shop performance standards
- 5 A20 Establish standard or technical publications requirements
- 6 B58 Implement personnel recognition programs
- 7 B61 Implement security procedures
- 8 B63 Initiate personnel action requests, such as upgrade actions or duty title changes

- 9 B69 Supervise Fabrication and Parachute Supervisors (AFSC 45873)
- 10 B72 Write justifications for equipment
- 11 C81 Evaluate personnel for promotion, demotion, or reclassification
- 12 C82 Evaluate procedures for handling, inspecting, or storing explosive devices
- 13 C83 Evaluate safety programs
- 14 C84 Evaluate security programs
- 15 C92 Indorse enlisted performance reports (EPRs)
- 16 C96 Inspect physical layouts of facilities
- 17 C101 Perform fire inspections
- 18 D114 Assign on-the-job training (OJT) trainers
- 19 D123 Establish training requirements
- 20 D124 Evaluate individuals for removal from training
- 21 D125 Evaluate training materials
- 22 D126 Evaluate training methods, techniques, or programs
- 23 D127 Evaluate training progress of individuals or training status of sections
- 24 D128 Implement training programs
- 25 D131 Plan training programs
- 26 D135 Schedule OJT
- 27 D139 Verify enrollment of personnel in career development courses (CDCs)

---

0031 Administration

---

- 1 A26 Plan record keeping procedures
- 2 B39 Direct administrative functions
- 3 B52 Draft correspondence
- 4 B53 Establish publications files
- 5 C75 Evaluate administrative forms, files, or procedures
- 6 E146 Initiate AFTO Forms 22 (Technical Order System Publication Improvement Report and Reply)
- 7 E148 Maintain administrative records
- 8 E149 Maintain bulletin boards
- 9 E150 Maintain historical records
- 10 E151 Maintain master personnel rosters, such as manning rosters
- 11 E153 Maintain technical order (TO) associated forms
- 12 E154 Maintain TO files
- 13 E158 Research publication information
- 14 E164 Update manuals or regulations

---

0032 Safety Planning and Coordination

---

- 1 A7 Develop contingency plans
- 2 A8 Develop local checklists
- 3 A9 Develop local progress checks
- 4 A10 Develop organizational or functional charts
- 5 A12 Draft operating instructions (OIs)

- 6 A13 Draft standing operating procedures (SOPs)
  - 7 A24 Plan or revise physical layouts of facilities
  - 8 A27 Plan safety programs
  - 9 A28 Plan security programs
  - 10 A29 Prepare briefings
  - 11 A35 Write job descriptions
  - 12 B36 Conduct briefings
  - 13 B37 Coordinate technical problems with project managers or other agencies
  - 14 C79 Evaluate inspection reports
  - 15 C93 Initiate materiel deficiency reports (MDRs) on equipment
- 

#### 0033 Program Implementation

---

- 1 A22 Estimate man-hours required for test projects
  - 2 B55 Implement cost-reduction programs
  - 3 B57 Implement foreign object damage (FOD) prevention programs
  - 4 B59 Implement resource conservation (RECON) programs
  - 5 B62 Implement suggestion programs
  - 6 C88 Evaluate work requirements for test projects
  - 7 D137 Select individuals for specialized training
- 

#### 0034 Staff Reporting

---

- 1 B71 Write accident or incident reports
  - 2 B73 Write justifications for personnel
  - 3 C76 Evaluate alert or emergency procedures
  - 4 C100 Investigate accidents or incidents
  - 5 C111 Write staff studies, surveys, or special reports, other than training reports
  - 6 E157 Prepare responses to fire inspection reports
- 

#### 0035 Training

---

- 1 D112 Administer tests
- 2 D118 Conduct resident technical training
- 3 D120 Develop course curricula materials
- 4 D121 Develop OJT materials
- 5 D122 Develop or revise training control documents, such as plans of instruction (POIs) or specialty training standards (STSs)
- 6 D136 Score tests, such as oral, written, or performance tests
- 7 D138 Update course curricula materials
- 8 D140 Write test questions or construct tests
- 9 D141 Write training reports

---

**0036 Safety and Security Management**

---

- 1 A6 Determine security classifications of materials
- 2 A23 Identify classified materials
- 3 A25 Plan postdrop damage chartings
- 4 A30 Prepare unit disaster plans
- 5 A31 Prepare unit emergency plans
- 6 B56 Implement emergency action procedures
- 7 C78 Evaluate disaster preparedness procedures

---

**0037 Shop Curtain Maintenance**

---

- 1 F170 Fabricate sections of ground safety harnesses
- 2 F172 Fabricate welding shop curtains
- 3 F175 Modify drapes or window curtains for offices
- 4 F178 Modify reflective vests
- 5 F179 Modify sections of ground safety harnesses
- 6 F181 Modify welding shop curtains
- 7 F184 Patch welding shop curtains
- 8 F186 Remove or replace sections of ground safety harnesses
- 9 F187 Repair drapes or window curtains for offices
- 10 F190 Repair reflective vests
- 11 F191 Repair sections of ground safety harnesses
- 12 F193 Repair welding shop curtains, other than patching

---

**0038 TCTO Modification**

---

- 1 S601 Patch wheel well covers
- 2 S602 Perform TCTO modifications of aircraft fabric items
- 3 S603 Perform TCTO modifications of protective covers
- 4 T623 Perform TCTO modifications of aircraft soundproofing

---

**0039 Parachute System Component Maintenance**

---

- 1 K323 Patch drogue parachute system canopies
- 2 K324 Patch drogue parachute system pilot chutes
- 3 K326 Remove or replace drogue parachute system adapters
- 4 K329 Remove or replace drogue parachute system chaffpackets
- 5 K334 Remove or replace drogue parachute system software, such as pockets or elastic keepers
- 6 K335 Remove or replace drogue parachute system staticlines
- 7 K336 Remove or replace drogue parachute system suspension lines

- 8 K337 Remove or replace drogue parachute system Teflon retainers or rub strips
- 9 N432 Adjust personnel recovery system parachute ripcord release grips or handle tension
- 10 N439 Patch personnel recovery system parachute canopies
- 11 N440 Perform functional tests of personnel recovery system parachute canopy releases
- 12 N442 Remove or replace personnel recovery system parachute accessory pockets, radio beacon or survival kit pockets
- 13 N443 Remove or replace personnel recovery system parachute adapters
- 14 N444 Remove or replace personnel recovery system parachute bridle lines
- 15 N446 Remove or replace personnel recovery system parachute canopy panels
- 16 N448 Remove or replace personnel recovery system parachute chaff packets
- 17 N452 Remove or replace personnel recovery system parachute ejector snaps
- 18 N453 Remove or replace personnel recovery system parachute extender straps
- 19 N454 Remove or replace personnel recovery system parachute extraction lines
- 20 N457 Remove or replace personnel recovery system parachute harnesses
- 21 N458 Remove or replace personnel recovery system parachute hook blade knives
- 22 N459 Remove or replace personnel recovery system parachute line stowage trays
- 23 N460 Remove or replace personnel recovery system parachute manual ripcord retainers
- 24 N461 Remove or replace personnel recovery system parachute manual ripcords
- 25 N463 Remove or replace personnel recovery system parachute PDVLs
- 26 N466 Remove or replace personnel recovery system parachute ripcord housings
- 27 N467 Remove or replace personnel recovery system parachute riser protector sleeves
- 28 N470 Remove or replace personnel recovery system parachute suspension lines
- 29 N473 Remove or replace personnel recovery system parachute V-rings
- 30 N474 Remove or replace personnel recovery system parachute withdrawal lines
- 31 R579 Remove or replace straps on lead aprons

---

0040 Thermal Curtain Insulation

---

- 1 V655 Fabricate aircraft divider curtains
- 2 V656 Fabricate thermal curtain patterns
- 3 V657 Fabricate thermal curtains
- 4 V658 Fit aircraft divider curtains
- 5 V660 Inspect aircraft divider curtains
- 6 V665 Inspect Velcro tape on aircraft window frames
- 7 V666 Install or remove aircraft divider curtains
- 8 V667 Install or remove metal stiffeners on thermal curtains
- 9 V669 Install thermal curtains to frames or rods
- 10 V670 Install thermal curtains to rollers
- 11 V671 Install Velcro tape on thermal curtains
- 12 V672 Modify thermal curtains, other than TCTO modifications
- 13 V675 Perform TCTO modifications of thermal curtains
- 14 V679 Remove or replace Velcro tape on aircraft window frames
- 15 V680 Remove thermal curtains from frames or rods
- 16 V681 Remove thermal curtains from rollers
- 17 V682 Remove Velcro strips from thermal curtains
- 18 V685 Replace inspection seals on thermal curtain containers

---

**0041 Cargo Parachute Maintenance**

---

- 1 B42 Direct cargo parachute section functions
- 2 B43 Direct cargo rigging section functions
- 3 B70 Supervise military personnel with other than AFSC 458X3
- 4 I263 Assemble or disassemble cargo parachute systems
- 5 I264 Assess damage to determine reparability of cargo parachutes
- 6 I265 Fabricate standard air drop training bundles (SATBs)
- 7 I266 Inspect cargo parachutes
- 8 I267 Modify cargo parachute system components
- 9 I268 Pack cargo parachutes
- 10 I269 Patch cargo parachute system canopies
- 11 I270 Patch cargo parachute system pilot chutes
- 12 I271 Perform time compliance technical order (TCTO) modifications of cargo parachutes
- 13 I272 Recover cargo parachutes from off-station drop zones
- 14 I273 Remove or replace cargo parachute system adapters
- 15 I274 Remove or replace cargo parachute system bridle lines
- 16 I275 Remove or replace cargo parachute system canopies
- 17 I276 Remove or replace cargo parachute system canopy panels
- 18 I277 Remove or replace cargo parachute system connector links
- 19 I278 Remove or replace cargo parachute system extender straps
- 20 I279 Remove or replace cargo parachute system extraction lines
- 21 I280 Remove or replace cargo parachute system fastener hardware, such as snaps or grommets
- 22 I281 Remove or replace cargo parachute system pilot chutes
- 23 I282 Remove or replace cargo parachute system recovery load lines
- 24 I283 Remove or replace cargo parachute system reefing lines
- 25 I284 Remove or replace cargo parachute system software, such as pockets or elastic keepers
- 26 I285 Remove or replace cargo parachute system staticlines
- 27 I286 Remove or replace cargo parachute system suspension lines
- 28 I287 Remove or replace cargo parachute system Teflon retainers rub strips

---

**0042 Sling Maintenance**

---

- 1 U635 Fabricate slings
- 2 U637 Inspect container delivery systems (CDSs)
- 3 U640 Inspect slings
- 4 U644 Remove or replace CDS hardware
- 5 U646 Remove or replace sling hardware
- 6 U647 Sew CDS slings
- 7 U650 Sew loose seams on slings
- 8 X709 Patch portable buildings

---

**0043 Tent Maintenance**

---

- 1 X710 Patch tent insulation
- 2 X711 Patch tent liners
- 3 X712 Patch tents
- 4 X714 Replace damaged fabric on mobile site equipment, such as portable showers or folding chairs
- 5 X715 Replace damaged sections of camouflage nettings
- 6 X717 Sew seams of tent insulation
- 7 X718 Sew seams of tent liners
- 8 X719 Sew seams of tents

---

**0044 Tasks not referenced**

---

- 1 A14 Establish detail rosters
- 2 A15 Establish in-shop supply points
- 3 A18 Establish roll call rosters
- 4 A32 Schedule equipment for calibration
- 5 A33 Schedule life support equipment inspections
- 6 B41 Direct cargo net repair section functions
- 7 B49 Direct maintenance of status boards, such as charts or graphs
- 8 B54 Implement consolidated tool kit (CTK) programs
- 9 B60 Implement safety procedures
- 10 B67 Supervise civilian personnel
- 11 C74 Compile records or reports from data on man-hour accounting forms
- 12 C77 Evaluate budget requirements
- 13 C80 Evaluate maintenance of equipment, supplies, or workspace
- 14 C86 Evaluate suggestions
- 15 C91 Indorse civilian performance ratings or supervisory appraisals
- 16 C94 Inspect incoming general purpose supplies
- 17 C97 Inspect stored rations
- 18 C98 Interview civilian personnel for positions
- 19 C99 Inventory stored rations
- 20 C103 Perform sanitation inspections of equipment
- 21 C104 Perform sanitation inspections of facilities
- 22 C106 Select equipment for repairs or replacement
- 23 C107 Select parachutes for test projects
- 24 C108 Write civilian performance ratings or supervisory appraisals
- 25 D113 Assign instructors
- 26 D130 Perform training advisor duties at staff level
- 27 D132 Procure training aids
- 28 D133 Schedule general military training (GMT) programs
- 29 D134 Schedule instructor training
- 30 E142 Certify core automated maintenance system (CAMS) data
- 31 E143 Certify maintenance management information and control system (MMICS) data



- 32 E145 Develop inputs to budgets
- 33 E159 Review periodic precision measurement equipment laboratory (PMEL) reports
- 34 E160 Review periodic test measurement and diagnostic equipment (TMDE) reports
- 35 F168 Fabricate foreign object damage (FOD) bags
- 36 F171 Fabricate tarps
- 37 F173 Fabricate wind tetrahedrons, such as wind socks
- 38 F174 Install or remove hardware on tarps
- 39 F182 Modify wind tetrahedrons, such as wind socks
- 40 F185 Perform FOD cleanup operations
- 41 F194 Repair wind tetrahedrons, such as wind socks
- 42 G200 Assemble or disassemble fabric cutters
- 43 G202 Change grinder stones
- 44 G206 Clean or wax parachute packing or work tables
- 45 G214 Inspect hydraulic equipment
- 46 G236 Process sewing machines for off-base maintenance or repairs
- 47 G240 Remove or replace oil and moisture separator components
- 48 G241 Route tools or equipment to nondestructive inspection (NDI) facilities
- 49 G242 Service hydraulic equipment, such as filling reservoirs
- 50 H251 Hang parachutes
- 51 H261 Waterproof parachute system deployment bags
- 52 H262 Wax parachute system cords or threads
- 53 L339 Assemble or disassemble drone recovery parachute systems
- 54 L340 Assemble or disassemble missile recovery parachute systems
- 55 L341 Assess damage to determine reparability of drone recovery parachutes
- 56 L342 Assess damage to determine reparability of missile recovery parachutes
- 57 L343 Inspect drone recovery parachutes
- 58 L344 Inspect missile recovery parachutes
- 59 L345 Modify drone recovery parachute system components
- 60 L346 Modify missile recovery parachute system components
- 61 L347 Pack drone recovery parachutes
- 62 L348 Pack missile recovery parachute system extraction lines
- 63 L349 Pack missile recovery parachutes
- 64 L350 Patch drone recovery parachute system canopies
- 65 L351 Patch drone recovery parachute system pilot chutes
- 66 L352 Patch missile recovery parachute system canopies
- 67 L353 Patch missile recovery parachute system pilot chutes
- 68 L354 Perform TCTO modifications of drone recovery parachutes
- 69 L355 Perform TCTO modifications of missile recovery parachutes
- 70 L356 Remove or replace drone recovery parachute system adapters
- 71 L357 Remove or replace drone recovery parachute system brid lines
- 72 L358 Remove or replace drone recovery parachute system canopies
- 73 L359 Remove or replace drone recovery parachute system canopy panels
- 74 L360 Remove or replace drone recovery parachute system connector links
- 75 L361 Remove or replace drone recovery parachute system fastener hardware, such as snaps,  
grommets, or zippers
- 76 L362 Remove or replace drone recovery parachute system pilot chutes
- 77 L363 Remove or replace drone recovery parachute system reefing lines
- 78 L364 Remove or replace drone recovery parachute system software, such as pockets or elastic  
keepers

- 79 L365 Remove or replace drone recovery parachute system suspension lines
- 80 L366 Remove or replace drone recovery parachute system Teflon retainers or rub strips
- 81 L367 Remove or replace drone recovery parachute system withdrawal lines
- 82 L368 Remove or replace missile recovery parachute system adapters
- 83 L369 Remove or replace missile recovery parachute system bridle lines
- 84 L370 Remove or replace missile recovery parachute system canopies
- 85 L371 Remove or replace missile recovery parachute system canopy panels
- 86 L372 Remove or replace missile recovery parachute system connector links
- 87 L373 Remove or replace missile recovery parachute system fastener hardware, such as snaps, grommets, or zippers
- 88 L374 Remove or replace missile recovery parachute system pilot chutes
- 89 L375 Remove or replace missile recovery parachute system reefing lines
- 90 L376 Remove or replace missile recovery parachute system software, such as pockets or elastic keepers
- 91 L377 Remove or replace missile recovery parachute system suspension lines
- 92 L378 Remove or replace missile recovery parachute system Teflon retainers or rub strips
- 93 L379 Remove or replace missile recovery parachute system withdrawal lines
- 94 M383 Inspect personnel lowering devices (PLDs)
- 95 M390 Patch personnel parachute system canopies
- 96 M393 Remove or replace personnel parachute PLDs
- 97 M394 Remove or replace personnel parachute system accessory pockets, such as radio beacon or survival kit pockets
- 98 M398 Remove or replace personnel parachute system automatic ripcord release zero delay lanyards
- 99 M399 Remove or replace personnel parachute system automatic survival kit actuators
- 100 S588 Fabricate cannon plug covers
- 101 S589 Fabricate gaskets or seals
- 102 S598 Patch KC-135 water tank insulation
- 103 S600 Patch seals on F/FB-111 aircraft
- 104 S606 Remove or replace KC-135 water tank insulation
- 105 T618 Fabricate aircrew member crash pads
- 106 U639 Inspect personnel restraint kits
- 107 U642 Perform TCTO modifications of restraining equipment
- 108 U645 Remove or replace personnel restraint equipment hardware
- 109 V661 Inspect aircraft sunshades
- 110 V676 Remove aircraft sunshade assemblies
- 111 V683 Repair aircraft sunshade assemblies
- 112 W694 Inspect service dates of pyrotechnic signalling devices
- 113 W695 Inspect spreading gun assemblies
- 114 W696 Inventory parachute explosive devices
- 115 W697 Remove explosive devices from storage
- 116 W703 Remove or replace signal flares for survival kits
- 117 W704 Remove or replace spreading gun assemblies
- 118 W705 Store explosive devices
- 119 X707 Apply patches to inflatable buildings, such as AN/TSG-91, -92, or -93 bubbles
- 120 X708 Apply Velcro tape to inflatable buildings
- 121 X713 Patch vehicle covers
- 122 X716 Sew seams of inflatable buildings
- 123 X720 Sew seams of vehicle covers