

AD-A281 402


①

OFFICE OF NAVAL RESEARCH

CONTRACT N00014-89-J-1828

R&T Code 3132080

Abstract Report #9

SYNTHESIS AND MESOMORPHIC BEHAVIOR OF POLY[(2S, 3S)-(+)-2-CHLORO-3-METHYLPENTYL 4-(ω -VINILOXYALKYLOXY)BIPHENYL-4-CARBOXYLATE]S WITH ETHYL AND PROPYL ALKYL GROUPS

by

V. Percec and Q. Zheng

Published

in the

Polym. Bull., 32, 249 (1994)

Department of Macromolecular Science
Case Western Reserve University
Cleveland, OH 44106-7202

June 30, 1994

DTIC QUALITY INSPECTED 2

Reproduction in whole or in part is permitted for any purpose of the United States Government

This document has been approved for public release and sale;
its distribution is unlimited.

94-20940



1126

94 7 8 035

DTIC
ELECTE
JUL 1 1994
S B D

REPORT DOCUMENTATION PAGE

FORM 2876-107
OMB No. 0704-0188

This report is the property of the Government and is loaned to your agency; it and its contents are not to be distributed outside your agency. If you are not the agency to which this report was loaned, you should return it to the agency to which it was loaned. Send comments regarding this burden estimate or any aspect of this collection of information, including suggestions for reducing this burden, to Washington Headquarters Services, Directorate for Information Operations and Reports, 1215 Jefferson Davis Highway, Suite 1204, Arlington, VA 22202-4302, and to the Office of Management and Budget, Paperwork Reduction Project (0704-0188), Washington, DC 20503.

1. AGENCY USE ONLY (Leave blank)		2. REPORT DATE June 30, 1994	3. REPORT TYPE AND DATES COVERED Abstract Report #9	
4. TITLE AND SUBTITLE Synthesis and Mesomorphic Behavior of Poly((2S, 3S)-(+)-2-chloro-3-methylpentyl 4'-(w-vinyloxy-alkyloxy)biphenyl-4-carboxylate)s with Ethyl ...			5. FUNDING NUMBERS N00014-89-J-1828	
6. AUTHOR(S) V. Percec and Q. Zheng				
7. PERFORMING ORGANIZATION NAME(S) AND ADDRESS(ES) Department of Macromolecular Science Case Western Reserve University Cleveland, OH 44106-7202			8. PERFORMING ORGANIZATION REPORT NUMBER N00014-89-J-1828	
9. SPONSORING, MONITORING AGENCY NAME(S) AND ADDRESS(ES) Department of Navy Office of Naval Research 800 North Quincy Street Arlington, VA 22217-5000			10. SPONSORING, MONITORING AGENCY REPORT NUMBER Abstract Report #9	
11. SUPPLEMENTARY NOTES Polymer Bulletin, <u>32</u> , 249 (1994)				
12a. DISTRIBUTION / AVAILABILITY STATEMENT			12b. DISTRIBUTION CODE	
13. ABSTRACT (Maximum 200 words) The synthesis and cationic polymerization of (2S, 3S)-(+)-2-chloro-3-methylpentyl 4'-(2-vinyloxyethyloxy)biphenyl-4-carboxylate (15-2) and (2S, 3S)-(+)-2-chloro-3-methylpentyl 4'-(3-vinyloxyethyloxy)biphenyl-4-carboxylate (15-3) are described. The mesogenic behavior of the resulting polymers is discussed as a function of the molecular weight and spacer length. Based on the second and subsequent heating and cooling scans, poly(15-2)s exhibit an enantiotropic S _x (unidentified smectic) phase. Poly (15-3)s show an enantiotropic cholesteric phase and an inverse monotropic S _x phase.				
14. SUBJECT TERMS			15. NUMBER OF PAGES	
			16. PRICE CODE	
17. SECURITY CLASSIFICATION OF REPORT unclassified	18. SECURITY CLASSIFICATION OF THIS PAGE unclassified	19. SECURITY CLASSIFICATION OF ABSTRACT unclassified	20. LIMITATION OF ABSTRACT UL	

Synthesis and Mesomorphic Behavior of Poly[(2S, 3S)-(+)-2-Chloro-3-Methylpentyl 4'-(ω -Vinyloxyalkyloxy)biphenyl-4-Carboxylate]s with Ethyl and Propyl Alkyl Groups

V. Percec* and Q. Zheng

Department of Macromolecular Science
Case Western Reserve University
Cleveland, OH 44106

*To whom all correspondence should be addressed

Accession For		
NTIS	GRA&I	<input checked="" type="checkbox"/>
DTIC	TAB	<input type="checkbox"/>
Unannounced		<input type="checkbox"/>
Justification		
By		
Distribution/		
Availability Codes		
Dist	Avail and/or Special	
A-1		

Summary

The synthesis and cationic polymerization of (2S, 3S)-(+)-2-chloro-3-methylpentyl 4'-(2-vinyloxyethyloxy)biphenyl-4-carboxylate (**15-2**) and (2S, 3S)-(+)-2-chloro-3-methylpentyl 4'-(3-vinyloxypropyloxy)biphenyl-4-carboxylate (**15-3**) are described. The mesomorphic behavior of the resulting polymers is discussed as a function of the molecular weight and spacer length. Based on the second and subsequent heating and cooling scans, poly(**15-2**)s exhibit an enantiotropic S_X (unidentified smectic) phase. Poly(**15-2**) with DP=4 is only a crystalline. Poly(**15-3**)s show an enantiotropic cholesteric phase and an inverse monotropic S_X phase.

Introduction

Previous publications from our laboratory have reported the synthesis and cationic polymerization of chiral mesogenic vinyl ether monomers based on (2S, 3S)-(+)-2-chloro-3-methylpentyl 4'-(ω -vinyloxyalkyloxy)biphenyl-4-carboxylate (**15-n**) with undecanyl, octyl and hexyl groups as spacers ($n=11, 8,$ and 6)^{1,2}. The polymerizations of **15-n** were performed with the CF₃SO₃H/(CH₃)₂S initiating system at 0°C in CH₂Cl₂ to give polymers with well controlled molecular weight and narrow polydispersities³. The phase behavior of the resulting polymers was discussed as a function of the molecular weight and spacer length. Poly(**15-11**)s and poly(**15-8**)s exhibit enantiotropic S_A, S_C^{*} and S_X (unidentified smectic) phases, while poly(**15-6**)s enantiotropic S_C^{*} and S_X phases. Copolymerization was used to suppress crystalline and S_X phases present in the homopolymers and generate a S_C^{*} phase at room temperature^{1,4,5}. In order to provide a complete understanding of the influence of the molecular weight and spacer length on the phase behavior of this series of polymers, the homologous monomers and polymers with shorter spacers were synthesized and characterized.

The goal of this paper is to describe the synthesis and cationic polymerization of (2S, 3S)-(+)-2-chloro-3-methylpentyl 4'-(2-vinyloxyethyloxy)biphenyl-4-carboxylate (**15-2**) and (2S, 3S)-(+)-2-chloro-3-methylpentyl 4'-(3-vinyloxypropyloxy)biphenyl-4-carboxylate (**15-3**). The phase behavior of the resulting polymers will be discussed as a function of molecular weight and spacer length.

Experimental

Materials

2-Chloroethyl vinyl ether (99%, Aldrich), n-butyl vinyl ether (98%, Aldrich), 3-chloropropyl-1-ol (99%, Aldrich), 1,10-phenanthroline (anhydrous, 99%, Lancaster) and palladium (II) diacetate (from Lancaster) were used as received. CH₂Cl₂ (from Fisher) was first washed with concentrated H₂SO₄ several times until the acid layer remained colorless, then washed with water, dried over anhydrous MgSO₄, refluxed over CaH₂ and

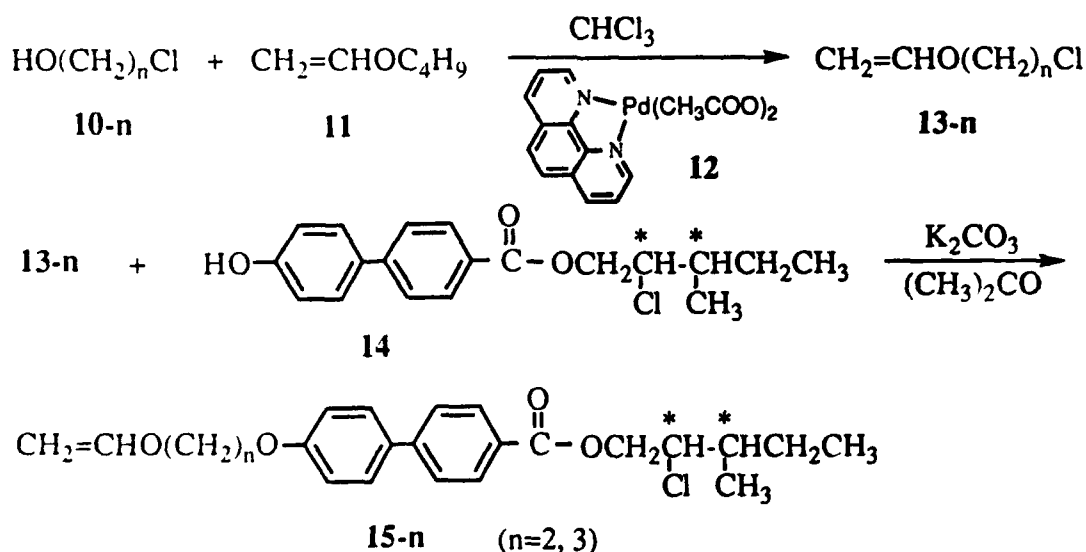
freshly distilled under argon before each use. $(\text{CH}_3)_2\text{S}$ (anhydrous, 99%, from Aldrich) was refluxed and then distilled over sodium metal under nitrogen. $\text{CF}_3\text{SO}_3\text{H}$ (98%, from Aldrich) was distilled under vacuum. Other reagents and compounds were described previously^{1,2,5}.

Techniques

¹H-NMR (200 MHz) spectra were recorded on a Varian XL-200 spectrometer. Infrared (IR) spectra were recorded on a Perkin-Elmer 1320 infrared spectrophotometer. Relative molecular weights of polymers were measured against polystyrene standards by gel permeation chromatography (GPC) with a Perkin-Elmer Series 10 LC instrument equipped with LC-100 column oven and a Nelson Analytical 900 series integrator data station. A set of two Perkin-Elmer PL gel columns of 5×10^2 and 10^4 Å with THF as solvent (1 ml/min) were used. The measurements were made at 40°C using the UV detector. High pressure liquid chromatography (HPLC) experiments were performed with the same instrument. Phase transition temperatures were determined by a Perkin-Elmer DSC-7 differential scanning calorimeter equipped with TAC 7/DX thermal analysis controller. In all cases, heating and cooling rates were 20°C/min. Glass transition temperatures (T_g) were read at the middle of the change in the heat capacity. A Carl-Zeiss optical polarized microscope equipped with a Mettler FP 82 hot stage and a Mettler FP 80 central processor was used to observe the thermal transitions and to verify the anisotropic textures.

Synthesis of (2S, 3S)-(+)-2-chloro-3-methylpentyl 4'-(2-vinylxyethyloxy)biphenyl-4-carboxylate (15-2) and (2S, 3S)-(+)-2-chloro-3-methylpentyl 4'-(3-vinylxypropyloxy) biphenyl-4-carboxylate (15-3)

The synthetic procedures for 15-2 and 15-3 are presented in Scheme 1, where the number assignment for compounds starts with 10-n in order to maintain the same nomenclature for the monomers of this series as in the previous publications. The synthesis of 12, 14 and of other compounds was described in the previous publications^{1,2,5}.



Scheme 1. Synthesis of (2S, 3S)-(+)-2-chloro-3-methyl-pentyl 4'-(2-vinylxyethyloxy) biphenyl-4-carboxylate (15-2) and (2S, 3S)-(+)-2-chloro-3- methylpentyl 4'-(3-vinylxypropyloxy) biphenyl-4-carboxylate (15-3).

(2S, 3S)-(+)-2-Chloro-3-methylpentyl 4'-(2-vinyloxyethyloxy)biphenyl-4-carboxylate (15-2)

2-Chloroethyl vinyl ether (**13-2**) (1.6 g, 15.0mmol) was added to a mixture of **14** (5.0 g, 15.0mmol), K₂CO₃ (6.2g, 45.0mmol), KI (5.0g, 30.0mmol) and 90ml of acetone and the reaction was stirred at 60°C for 30 min. After refluxing at 65°C for 8 h, the reaction mixture was poured into 150ml of H₂O. The crude product was extracted with diethyl ether (4x60ml), and the combined ether extract was washed with H₂O and dried over anhydrous MgSO₄. After the ether was distilled on a rotary evaporator, the remaining product was purified by column chromatography (silica gel, CH₂Cl₂/C₆H₁₄=2/1 as eluent), followed by recrystallization from methanol to produce monomer **15-2** as white crystals (2.8 g, 46%). Purity: >99% (HPLC). mp: 56.2°C. ¹H-NMR (CDCl₃, TMS, δ, ppm): 0.97 (t, J=7.6Hz, 3H, CH₃CH₂-), 1.10 (d, J=6.5Hz, 3H, CH₃CH(CH₂CH₃)-), 1.38-1.62 (m, 2H, CH₃CH₂-), 1.93 (m, 1H, CH₃CH₂CH(CH₃)-), 4.08 (m, 3H, =CH-OCH₂- and =CH₂ trans), 4.15-4.25 (m, 3H, -CH₂-OPh, and =CH₂ cis), 4.55 (m, 3H, -COOCH₂- and -CH(Cl)-), 6.50-6.61 (m, 1H, =CH-O-), 7.03 (d, J=8.7Hz, 2 ArH, o to -O(CH₂)₂-), 7.56 (d, J=7.9Hz, 2 ArH, m to O(CH₂)₂-), 7.65 (d, J=8.3Hz, 2 ArH, m to -COO-), 8.11 (d, J=7.4Hz, 2 ArH, o to -COO-).

3-Chloropropyl-1-vinyl ether (13-3)

The mixture of 3-chloropropan-1-ol (**10-3**) (3.7g, 38.7mmol), 1,10-phenanthroline palladium (II) diacetate (**12**)⁵ (0.5g, 1.2mmol), 85ml of n-butyl vinyl ether (**11**) and 20ml of dry CHCl₃ was heated to reflux at (60°C) for 14 h. The resulting dark green suspension was filtered, and the filtrate was distilled on a rotary evaporator to remove excess n-butyl vinyl ether and CHCl₃. The resulting light yellow oil was purified by column chromatography (silica gel, CH₂Cl₂/C₆H₁₄=1/4 as eluent) to yield a colorless liquid (2.4g, 51%). ¹H-NMR (CDCl₃, TMS, δ, ppm): 2.03 (m, 2H, -CH₂-CH₂Cl), 3.84 (m, 4H, =CHOCH₂- and CH₂-Cl), 3.99 (d, J=6.8Hz, 1H, =CH₂, trans), 4.16 (d, J=14.1Hz, 1H, =CH₂, cis), 6.40-9.53 (m, 1H, =CH-O-).

(2S, 3S)-(+)-2-Chloro-3-methylpentyl 4'-(3-vinyloxypropyloxy)biphenyl-4-carboxylate (15-3)

15-3 was synthesized by the same procedure as that used for **15-2**. Starting from **13-3** (1.2g, 10.3mmol) and **14** (3.4g, 10.3mmol), **15-3** was obtained as white crystals (2.5g, 58%). Purity: >99% (HPLC). mp: 55.3°C. ¹H-NMR (CDCl₃, TMS, δ, ppm): 0.97 (t, J=7.0Hz, 3H, CH₃CH₂-), 1.09 (d, J=7.1Hz, 3H, CH₃CH(CH₂CH₃)-), 1.34-1.63 (m, 2H, CH₃CH₂-), 1.93 (m, 1H, CH₃CH₂CH(CH₃)-), 2.17 (m, 2H, -OCH₂CH₂CH₂-), 3.92 (t, J=6.4Hz, 2H, =CH-OCH₂-), 4.02 (d, J=7.2Hz, =CH₂ trans), 4.14-4.22 (m, 3H, -CH₂-OPh, =CH₂ cis), 4.55 (m, 3H, -COOCH₂- and -CH(Cl)-), 6.43-6.54 (m, 1H, =CH-O-), 7.00 (d, J=8.6Hz, 2 ArH, o to -O(CH₂)₃-), 7.57 (d, J=8.3Hz, 2 ArH, m to O(CH₂)₃-), 7.63 (d, J=8.4Hz, 2 ArH, m to -COO-), 8.11 (d, J=7.1Hz, 2 ArH, o to -COO-).

Cationic Polymerizations

Polymerizations were carried out in a three-neck round bottom flask equipped with Teflon stopcock and rubber septum under argon atmosphere at 0°C for 1 h. All glassware was dried overnight at 140°C. The monomer was further dried under vacuum overnight in the polymerization flask. After the flask was filled with argon, freshly distilled dry CH₂Cl₂ was added through a syringe and the solution was cooled to 0°C. Freshly distilled (CH₃)₂S and CF₃SO₃H were then added consecutively via a syringe. The monomer concentration was about 0.2M and the (CH₃)₂S concentration was 10 times larger than that of the CF₃SO₃H. The polymer molecular weight was controlled by the monomer/initiator ([M]₀/[I]₀) ratio. After quenching the polymerization with ammoniacal

Table 1. Cationic polymerization of 15-2 (temperature: 0°C; solvent: CH₂Cl₂; [M]₀=0.2; [(CH₃)₂S]₀/[I]₀=10; time: 1h) and characterization of the resulting poly(15-2). Data on the first and second lines under heating are from the first and second heating scans, respectively. (†: Over lapped peaks)

Sample No.	[M] ₀ /[I] ₀	Polymer yield(%)	M _n × 10 ⁻³	M _w /M _n G P C	DP	phase transitions (°C) and corresponding enthalpy changes (kcal/mru)	
						heating	cooling
1	5	65	1.62	1.08	4.0	K 61.1 (2.74) i g 14.0 K 63.2 (1.63) i	i 35.1 (-0.73) K 3.0 g
2	8	62	1.67	1.09	4.6	K 55.3 (2.3) i g 15.4 K 26.1 (0.08) S _X 51.6 (0.16) i	i 18.3 (-0.02) S _X 7.9 g
3	12	54	1.97	1.06	4.7	K 54.7(2.18) i g 18.4 K 29.3 (0.07) S _X 53.2 (0.35) i	i 20.5 (-0.06) S _X 10.0 g
4	16	57	2.67	1.07	6.6	K 55.6 (†) S _X 60.0 (0.42) S _X 82.7 (1.54) i g 53.2 S _X 84.7 (1.27) i	i 61.9 (-1.34) S _X 43.0 g
5	20	70	3.35	1.08	8.3	K 56.6 (†) S _X 63.5 (0.44) S _X 103.6 (1.37) i g 59.9 S _X 105.2 (1.22) i	i 84.8 (-0.97) S _X 51.2 g
6	25	61	3.89	1.09	10.0	K 55.4 (†) S _X 65.0 (0.25) S _X 107.8 (1.63) i g 60.1 S _X 107.2 (1.24) i	i 88.9 (-1.04) S _X 51.3 g

Table 2. Cationic polymerization of 15-3 (temperature: 0°C; solvent: CH₂Cl₂; [M]₀=0.2; [(CH₃)₂S]₀/[I]₀=10; time: 1h) and characterization of the resulting poly(15-3). Data on the first and second lines under heating are from the first heating and second heating scans, respectively. (†: Over lapped peaks)

Sample No.	[M] ₀ /[I] ₀	Polymer yield(%)	M _n × 10 ⁻³	M _w /M _n G P C	DP	phase transitions (°C) and corresponding enthalpy changes (kcal/mru)	
						heating	cooling
1	5	45	2.22	1.10	5.3	g 17.8 K 53.7 (1.24) i g 9.6 S _X 22.0 (†) Ch 32.2 (0.28) i	i 24.0 (-0.10) Ch 3.0 g
2	8	57	3.33	1.08	8.0	g 27.6 K 54.0 (1.45) i g 17.8 S _X 33.5 (†) Ch 41.7 (0.18) i	i 33.5 (-0.10) Ch 12.3 g
3	12	53	3.82	1.11	9.2	g 29.4 K 47.3 (0.76) i g 19.7 S _X 34.7 (†) Ch 42.9 (0.19) i	i 33.8 (-0.10) Ch 14.7 g
4	16	51	3.94	1.08	9.4	g 31.8 K 53.9 (1.21) i g 20.0 S _X 35.6 (†) Ch 46.1 (0.14) i	i 38.7(-0.13) Ch 16.0 g
5	20	73	4.52	1.10	10.8	g 36.0 K 47.1 (0.63) i g 21.2 S _X 36.1 (†) Ch 46.0 (0.12) i	i 39.3 (-0.08) Ch 17.4 g
6	25	74	5.06	1.11	12.1	g 41.0 K 53.2 (0.62) i g 21.6 S _X 38.3 (†) Ch 45.0 (0.17) i	i 40.2 (-0.10) Ch 17.9 g

methanol, the reaction mixture was precipitated into methanol. The resulting polymers were purified by precipitation from CH₂Cl₂ solution into methanol and were collected by filtration. All polymers obtained were dried in a vacuum oven at room temperature for more than 48 h prior to characterization.

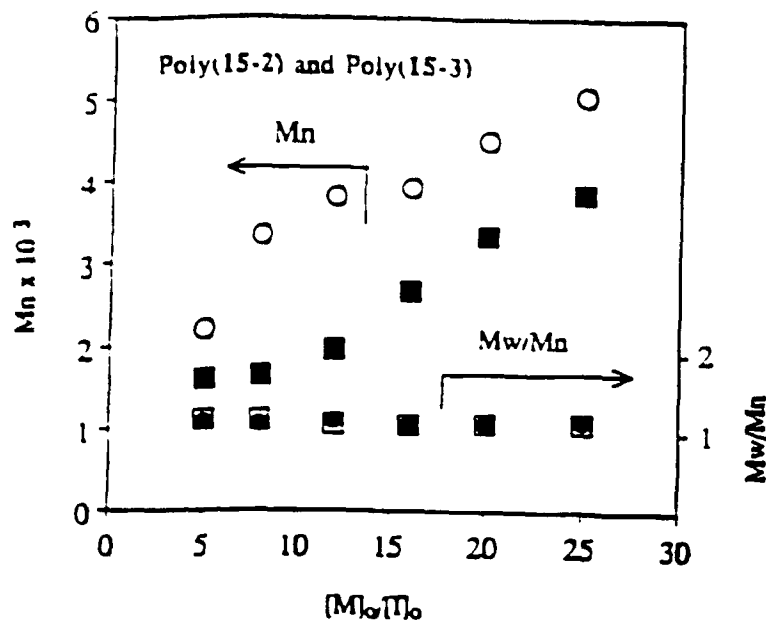


Figure 1: The dependence of number-average molecular weight (M_n) and polydispersity (M_w/M_n) of poly(15-2) (closed symbols) and poly(15-3) (open symbols) determined by GPC on the $[M]_0/[I]_0$ ratio.

Results and discussion

The polymerization results and the phase behavior of the resulting polymers [poly(15-2) and poly(15-3)] are presented in Tables 1 and 2. The polymerization yields range from 45 to 74%. The low polymerization yields are due to the polymer loss during the purification and the small scale polymerization (100mg). The relative number-average molecular weights (M_n) determined by GPC are plotted against the initial molar ratio of monomer to initiator ($[M]_0/[I]_0$) for both poly(15-2) and poly(15-3) (Figure 1). The linear relationship between M_n and $[M]_0/[I]_0$ indicates that the $[M]_0/[I]_0$ ratio provide a good control of the polymer molecular weights. Polydispersities are less than 1.12. All these features support the characteristics of a living-like polymerization. The absolute molecular weight is difficult to measure from the acetal chain end ($\delta=4.6$ ppm) of the polymer by $^1\text{H-NMR}$ due to the signal overlap with the protons of $-\text{COOCH}_2\text{CH}(\text{Cl})-$ ($\delta=4.5-4.6$ ppm).

The phase transition temperatures and the nature of the mesophase were determined by a combination of DSC and optical polarized microscopy techniques. Figure 2a, b and c presents the DSC traces of poly(15-2)s obtained during the first, second heating and the first cooling scans, respectively. When determined from the first heating scan (Figure 2a) all poly(15-2)s show a crystalline melting peak. Poly(15-2)s with $\text{DP} < 5$ melt directly into an isotropic phase, while poly(15-2)s with $\text{DP} > 5$ melt into two unidentified smectic (S_X' and S_X) phases. The ability towards crystallization decreases with the increase of the polymer molecular weight. During the second heating scan (Figure 2b) the kinetically controlled crystalline melting temperature was lower for poly(15-2)s with $\text{DP} < 5$, and even disappeared for poly(15-2)s with $\text{DP} > 5$. All poly(15-2)s with $\text{DP} > 4$ exhibit an enantiotropic S_X phase, while poly(15-2) with $\text{DP}=4$ is still crystalline (Figure 2b and c). The $S_X'-S_X$ transition is also depressed due to its close proximity to the glass transition temperature (T_g). The dependence of transition temperatures on the degrees of polymerization (DP) is shown in Figure 3. The transition temperature from the S_X to the isotropic phase and the T_g of poly(15-2) increase with the increase of DP . However, the dependence of the transition temperature from the S_X to the isotropic phase on DP is steeper than that of T_g , leading to a wider range of the S_X phase as the molecular weight increases. The crystalline melting temperature is almost

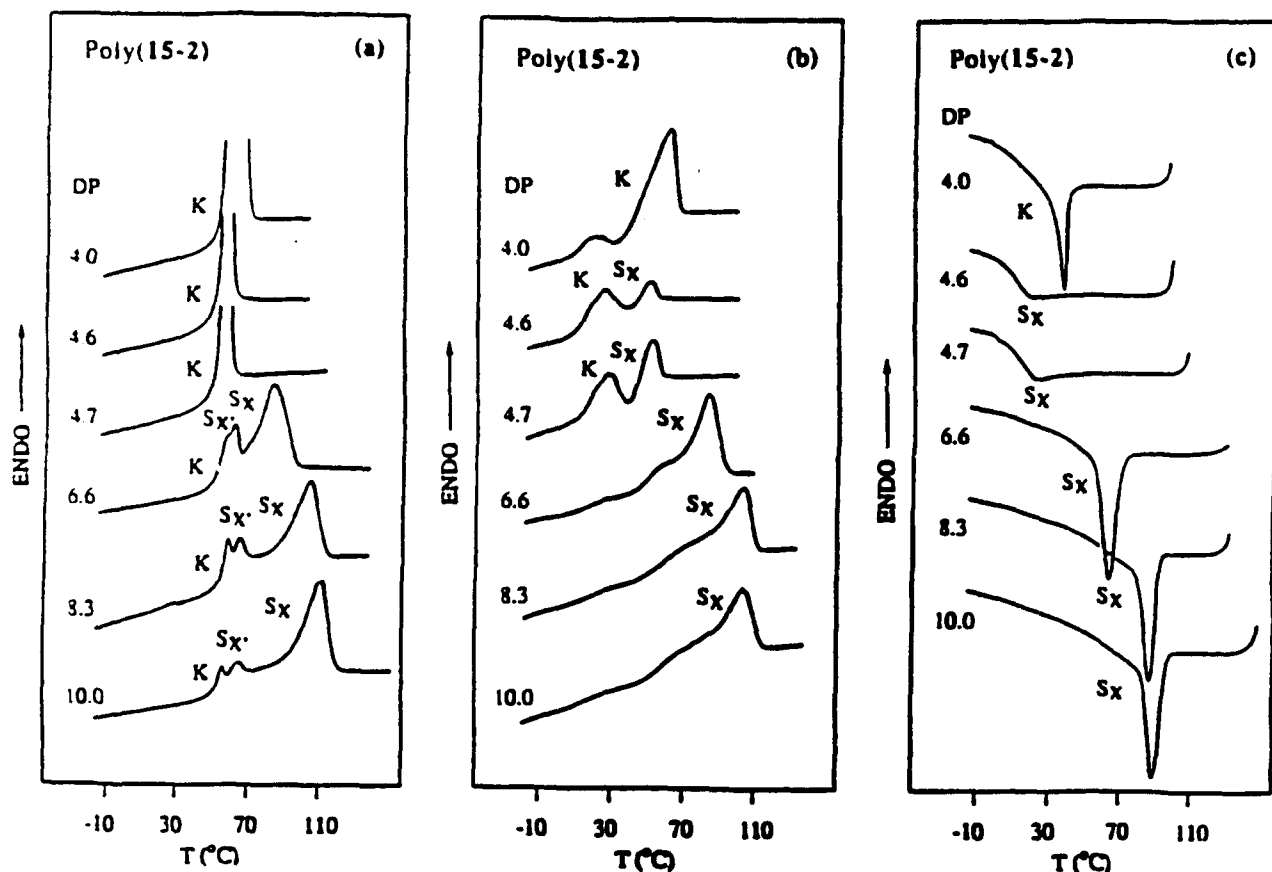


Figure 2: DSC traces of poly(15-2) with different degrees of polymerization (DP) determined by GPC. DP is printed on the top of each DSC scan: (a) first heating scan; (b) second heating scan; (c) first cooling scan.

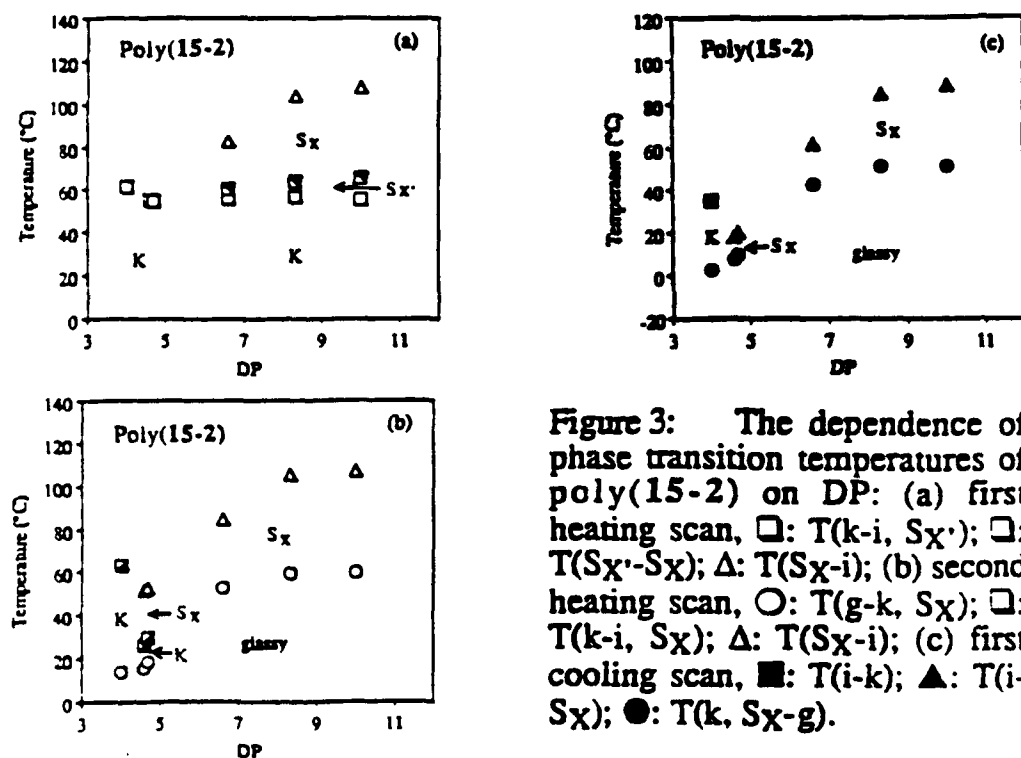


Figure 3: The dependence of phase transition temperatures of poly(15-2) on DP: (a) first heating scan, \square : $T(k-i, Sx-i)$; \square : $T(Sx-i-Sx)$; Δ : $T(Sx-i)$; (b) second heating scan, \circ : $T(g-k, Sx)$; \square : $T(k-i, Sx)$; Δ : $T(Sx-i)$; (c) first cooling scan, \blacksquare : $T(i-k)$; \blacktriangle : $T(i-Sx)$; \bullet : $T(k, Sx-g)$.

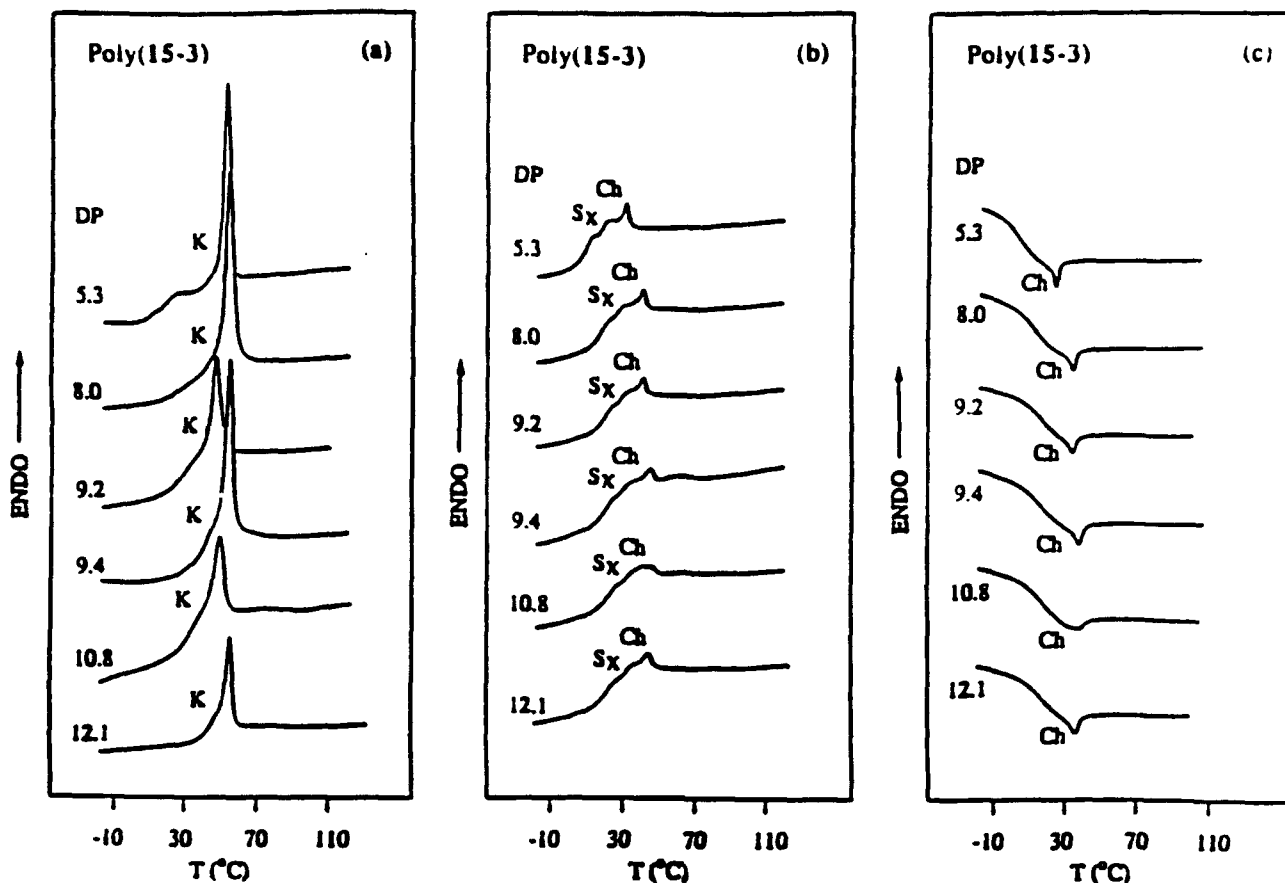


Figure 4: DSC traces of poly(15-3) with different degrees of polymerization (DP) determined by GPC. DP is printed on the top of each DSC scan: (a) first heating scan; (b) second heating scan; (c) first cooling scan.

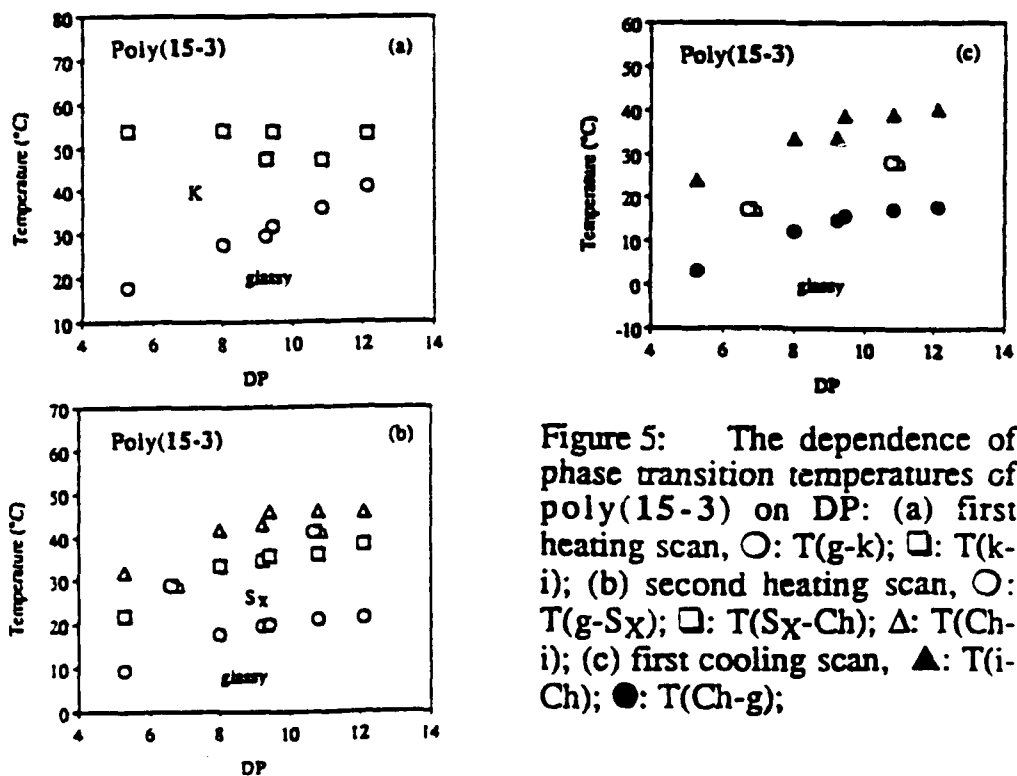


Figure 5: The dependence of phase transition temperatures of poly(15-3) on DP: (a) first heating scan, \circ : $T(g-k)$; \square : $T(k-i)$; (b) second heating scan, \circ : $T(g-S_X)$; \square : $T(S_X-Ch)$; Δ : $T(Ch-i)$; (c) first cooling scan, \blacktriangle : $T(i-Ch)$; \bullet : $T(Ch-g)$;

independent of DP (Figure 3a), while its corresponding enthalpy change decreases (Figure 2a). However, in the second heating and the first cooling scans the crystalline phase and the higher order S_X' (than S_X) phase do not form especially at higher molecular weights due to their close proximity to T_g and as a consequence a broader range of temperature for the S_X phase results (Figure 3b, c).

Figure 4a, b and c presents the DSC scans of poly(15-3)s obtained during the first, second heating and first cooling scans, respectively. Poly(15-3)s exhibit a crystalline phase above T_g (Figure 1a). However, during the second heating and cooling scans all poly(15-3)s show an enantiotropic cholesteric phase in addition to an inverse monotropic S_X phase (Figure 4b and c). The crystalline phase does not form in the second heating and cooling scans because its close proximity to T_g and its higher kinetically controlled nature than that of the liquid crystalline phases. The formation of the inverse monotropic S_X phase is due to the fact that transition temperature from the cholesteric phase to the S_X phase is too close to T_g , and therefore, is not able to form on the cooling scan. On the optical polarized microscope we observed a color change from blue to red with the increasing temperature within the cholesteric phase. The dependence of various transition temperatures on DP can be observed in Figure 5a, b and c. In this case the transition temperatures from the cholesteric phase to the S_X phase and from S_X phase to the glass state increase with the increase of DP. However, the dependence of the transition temperatures from the S_X to the cholesteric phase and from the cholesteric phase to the S_X phase on DP is similar to that of T_g . Therefore, the range of the mesophase does not change much. There is a similar situation in the case of poly{3-[(4-cyano-4'-biphenyl)oxy]propyl vinyl ether}s, where the dependence of the transition temperature from the nematic to the isotropic phase is almost identical to that of T_g ⁶.

The enantiotropic cholesteric phase exhibited by poly(15-3)s is expected based on the trends observed both in our and other laboratories related to the influence of spacer length on the nature of the mesophase^{7,8}. Such a short spacer length does favor the formation of a cholesteric phase in poly(15-3). Because the structural unit of poly(15-2) is more rigid than that of poly(15-3), the entropy of the former system is smaller. According to some thermodynamic schemes^{9,10} the isotropization temperature should be higher for the lower entropy system. Our experimental results support this prediction. The higher isotropization temperature may be also due to the higher ordered mesophase in poly(15-2) than that in poly(15-3).

Acknowledgments

Financial support from the Office of Naval Research is gratefully acknowledged.

References

1. V. Percec and Q. Zheng, *J. Mater. Chem.*, **2**, 475 (1992).
2. V. Percec and Q. Zheng, *J. Mater. Chem.*, **2**, 1041 (1992).
3. C. G. Chao, B. A. Feit and A. E. Webster, *Macromolecules*, **23**, 1918 (1990).
4. V. Percec and C. Pugh in "Side Chain Liquid Crystal Polymers", C. B. McArdle Ed., Chapman and Hall, New York, 1989, p. 30.
5. V. Percec, Q. Zheng and M. Lee, *J. Mater. Chem.*, **1**, 611 (1991).
6. V. Percec and M. Lee, *J. Macromol. Sci.-Chem.*, **A28**, 651 (1991).
7. V. Percec and D. Tomazos, *Adv. Mater.*, **4**, 458 (1992).
8. V. Percec and D. Tomazos, in "Comprehensive Polymer Science", First Supplement, G. Allen Ed., Pergamon Press, Oxford, 1992, p. 299 and references cited therein.
9. V. Percec and A. Keller, *Macromolecules*, **23**, 4347 (1990).
10. A. Keller, G. Unger and V. Percec, in "Advances in Liquid Crystalline Polymers", R. A. Weiss and C. K. Ober Ed., Vol. 435 in ACS Symp. Ser., Am. Chem. Soc., Washington DC, 1990.