

AD-A281 292

PAGE

Form Approved
OMB No. 0704-0188

Public reporting burden for this collection of information is estimated to average 1 hour per response, including the time for reviewing instructions, searching existing data sources, gathering and maintaining the data needed, reviewing existing data sources, and completing and reviewing the collection of information. Send comments regarding this burden estimate or any other aspect of this collection of information, including suggestions for reducing this burden, to Washington Headquarters Services, Directorate for Information Operations and Reports, 1215 Jefferson Davis Highway, Suite 1204, Arlington, VA 22202-4302, and to the Office of Management and Budget, Paperwork Reduction Project (0704-0188), Washington, DC 20503.



Public reporting burden for this collection of information is estimated to average 1 hour per response, including the time for reviewing instructions, searching existing data sources, gathering and maintaining the data needed, reviewing existing data sources, and completing and reviewing the collection of information. Send comments regarding this burden estimate or any other aspect of this collection of information, including suggestions for reducing this burden, to Washington Headquarters Services, Directorate for Information Operations and Reports, 1215 Jefferson Davis Highway, Suite 1204, Arlington, VA 22202-4302, and to the Office of Management and Budget, Paperwork Reduction Project (0704-0188), Washington, DC 20503.

1. AGENCY USE ONLY (Leave blank)

6/28/94

3. REPORT TYPE AND DATES COVERED
Technical Report

4. TITLE AND SUBTITLE
Potential Molecular Wires by an Iterative Divergent/Convergent Approach. Doubling of Molecular Length at Each Iteration

5. FUNDING NUMBERS
G- N00014-89-J3062
R&T 3132084
K. Wynne

6. AUTHOR(S)
Darren L. Pearson, Jeffry S. Schumm, LeRoy Jones II, and James M. Tour

7. PERFORMING ORGANIZATION NAME(S) AND ADDRESS(ES)
Department of Chemistry and Biochemistry
University of South Carolina
Columbia, SC 29208

94-20862



9. SPONSORING/MONITORING AGENCY NAME(S) AND ADDRESS(ES)
Department of the Navy
Office of Naval Research
800 North Quincy Street
Arlington, VA 22217-5000

DTIC
SELECTED
S G D
JUL 11 1994

10. SPONSORING/MONITORING AGENCY REPORT NUMBER

37

11. SUPPLEMENTARY NOTES
Polym. Prepr.
(Am. Chem Soc., Div. Polym. Chem.) 1994, 35 (1), 202.

12a. DISTRIBUTION/AVAILABILITY STATEMENT
Reproduction in whole or in part is permitted for any purpose of the United States Government. This document has been approved for public release and sale; its distribution is unlimited.

12b. DISTRIBUTION CODE

13. ABSTRACT (Maximum 200 words)

We have devised an iterative convergent/divergent approach to conjugated oligomers that might serve as molecular wires. The molecular length doubles with each iteration. The systems prepared are completely monodispersed and based upon oligo(thiophene-ethynylene)s (1) and oligo(phenylene-ethynylene)s at 100 Å and 128 Å long, respectively. The optical and SEC properties will be discussed. Methods are outlined to attach end groups that might serve as molecular alligator clips.

DTIC QUALITY INSPECTED 5

14. SUBJECT TERMS

15. NUMBER OF PAGES

16. PRICE CODE

17. SECURITY CLASSIFICATION OF REPORT
Unclassified

18. SECURITY CLASSIFICATION OF THIS PAGE
Unclassified

19. SECURITY CLASSIFICATION OF ABSTRACT
Unclassified

20. LIMITATION OF ABSTRACT
UL

OFFICE OF NAVAL RESEARCH

GRANT : N00014-89-J-3062

R&T Code 3132084

Technical Report No. 37

Potential Molecular Wires by an Iterative Divergent/Convergent Approach. Doubling of Molecular Length at Each Iteration.

by

Darren L. Pearson, Jeffrey S. Schumm, LeRoy Jones II, and James M. Tour

Accepted for Publication in

Polym. Prepr. (Am. Chem. Soc., Div. Polym. Chem.)

Department of Chemistry and Biochemistry
University of South Carolina
Columbia, SC 29208

June 28, 1994

Reproduction in whole, or in part, is permitted for any purpose of the United States Government

This document has been approved for public release and sale; its distribution is unlimited.

Accession For	
NTIS	<input checked="" type="checkbox"/>
CRA&I	<input checked="" type="checkbox"/>
DTIC	<input type="checkbox"/>
TAB	<input type="checkbox"/>
Unannounced	<input type="checkbox"/>
Justification _____	
By _____	
Distribution /	
Availability Codes	
Dist	Avail and/or Special
A-1	

Potential Molecular Wires by an Iterative Divergent/Convergent Approach. Doubling of Molecular Length at Each Iteration.

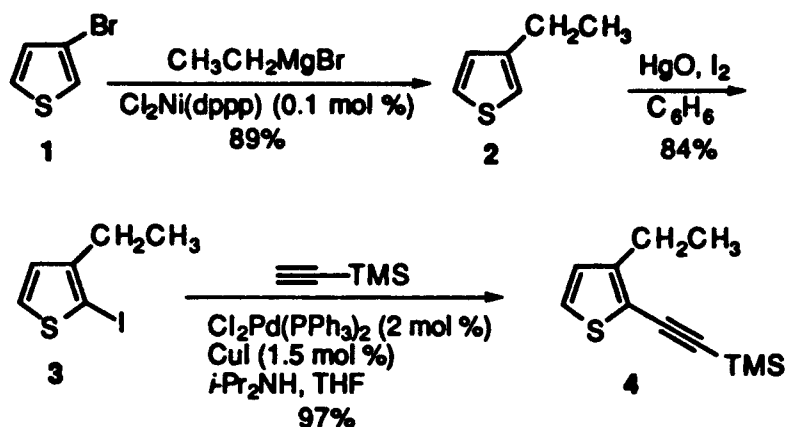
Darren L. Pearson, Jeffrey S. Schumm, LeRoy Jones II, and
James M. Tour*

Department of Chemistry and Biochemistry
University of South Carolina
Columbia, South Carolina 29208

The ultimate computational system would consist of logic devices that are ultra dense, ultra fast, and molecular-sized.¹ We recently described the synthesis of two orthogonally fused conducting oligomers that may possess device functions.² However, before we can address the device-like properties, there is a more fundamental question; namely, can a single organic molecule even conduct electricity?³ Though bulk organic materials can indeed be semiconducting or even conducting,⁴ electronic conduction based upon single or small packets of molecules has not been demonstrated and it is theoretically controversial.^{1,5} Present nanopatterning techniques allow lithographic probe assemblies to be engineered down to the 100 Å gap regime.⁶ In an attempt to span this 100 Å gap with molecules and to assess the feasibility of molecular wire conduction, we describe here a new rapid synthetic approach to potential molecular wires based on oligo(thiophene-ethynylene) and oligo(phenylene-ethynylene) derivatives.

Others have constructed well-defined homogeneous conjugated oligomers up to 75 Å long.³ Our approach to such compounds is different in that it maintains several key features that make it well-suited for the requisite molecular frameworks for molecular electronics study. Specifically, our route involves (1) a novel rapid construction method that permits doubling molecular length at each coupling stage to rapidly afford a 100 Å and 128 Å oligomer, (2) an iterative approach so that the same high yielding reactions can be used throughout the sequence, (3) the synthesis of conjugated compounds that are known to be semiconducting in the bulk,⁷ (4) products that are stable to light and air so that subsequent engineering manipulations will not be impeded, (5) products that could easily permit independent functionalization of the ends to serve as "molecular alligator clips" that might be required for surface contacts to metal probes (for example, an end group containing a thiol would bond to a gold surface)⁸ (6) products that are rigid in their frameworks so as to minimize conformational flexibility yet containing substituents for maintaining solubility and processability, and finally, (7) products that serve as useful models for the understanding of bulk polymeric materials.⁹

The synthesis of the key monomer 4, whose length will double at each stage, is below.¹⁰ The iterative divergent/convergent

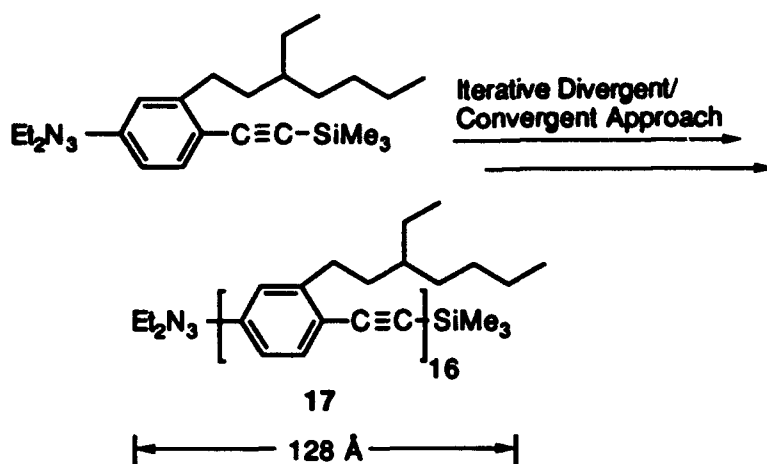


synthetic approach is outlined in Scheme I. The sequence involves partitioning **4** into two portions; iodinating the 5-position in one of the portions to form **5** and protodesilylating the alkynyl end of the second portion to form **6**. Bringing the two portions back together in the presence of a Pd/Cu catalyst^{10c-f} couples the aryl iodide to the terminal alkyne, thus generating the dimer **7**. Iteration of this reaction sequence doubles the length of the dimer **7** to afford the tetramer **10**, and so on to the octamer **13**, and finally the 16-mer **16**.

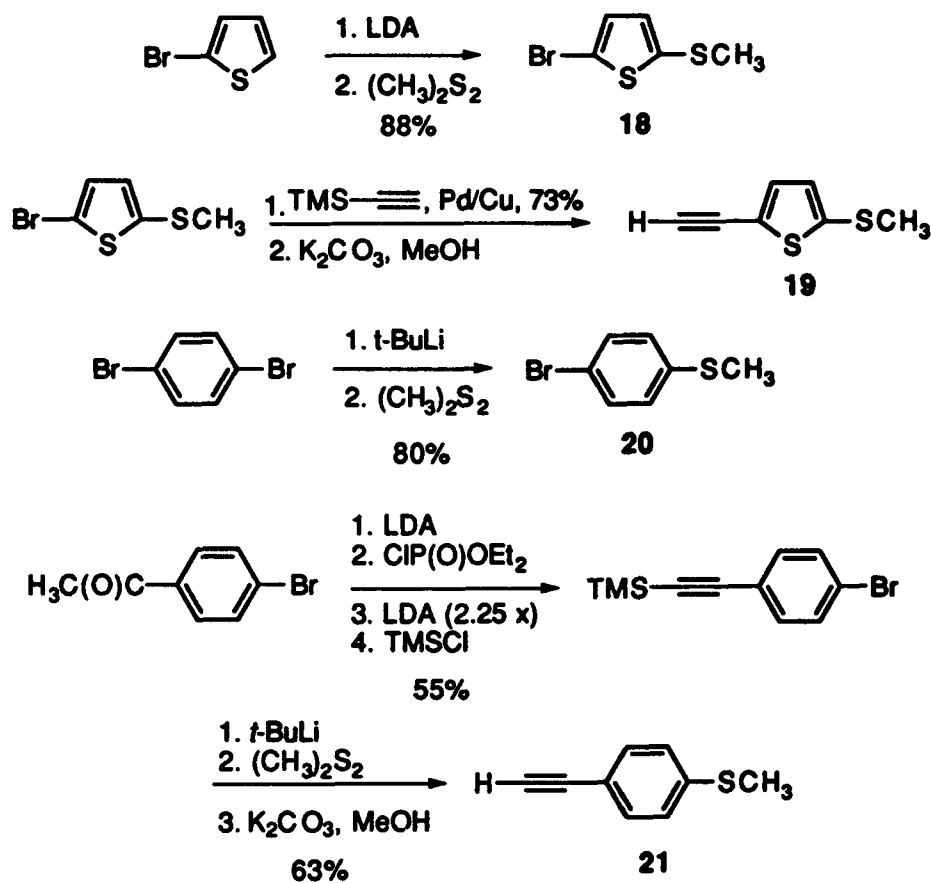
The monomer through 16-mer, **4**, **7**, **10**, **13**, and **16**, have been fully characterized. In every case, they are of $\geq 97\%$ purity. While the monomer through octamer afforded molecular ions by direct exposure via electron impact mass spectrometry (MS), neither this method nor FAB or electrospray MS sufficed for obtaining a molecular ion of **16**. However, matrix assisted laser desorption MS did afford an $M+1$ peak for **16** [Calc'd M (isotopic maximum with two ^{13}C) + 1 = 2221.37. Found peak maximum = 2219.98 \pm 1.20].

The optical spectra are interesting in that a near saturation of the systems appears to have occurred by the octamer stage so that doubling the conjugation length to the 16-mer caused little change in the absorbance maximum. The results of the size exclusion chromatography (SEC) are also quite intriguing. SEC is not a direct measure of molecular weight but a measure of the hydrodynamic volume. Thus, by SEC using randomly coiled polystyrene standards, the number average molecular weights (M_n) of rigid rod polymers are usually greatly inflated relative to the actual molecular weights (MW). Accordingly, the SEC recorded M_n values of the octamer (**13**) ($M_n = 1610$, actual MW = 1146) and 16-mer (**16**) ($M_n = 3960$, actual MW = 2220) were much greater than the actual MWs. Conversely, the monomer (**4**) through tetramer (**10**) had M_n values that were very close to the actual because they are in the low MW region, prior to significant polystyrene coiling. In all cases, the SEC-determined values of $M_w/M_n = 1.02$ - 1.05 were within the detectable range limits.

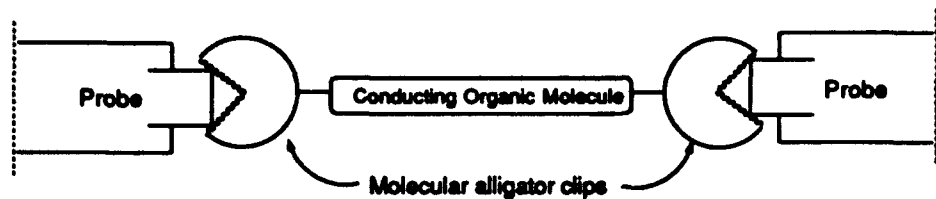
We have recently synthesized an analogous oligo(phenylene-ethylene) (**17**) by a similar route.



We have also synthesized a series of end groups (18-21) that will serve as molecular alligator clips. These end groups, upon



demethylation to the free thiols, will attach the ends of the molecules between the gold-coated probe surfaces as shown on Figure 1.



In summary, we have demonstrated the utility of this iterative divergent/convergent approach to the synthesis of very large molecular frameworks. We are presently synthesizing near- sp^2 -orbital matched arrays involving oligo(thiophene-ethenylene)s and oligo(phenylene-ethenylene)s.

Acknowledgments. We are grateful for support from the Office of Naval Research and the Advanced Research Projects Agency. Dr. Kevin Schey at the Medical University of South Carolina kindly obtained the laser desorption MS of 16. We also thank Molecular Design Ltd. for the use of their synthetic data base.

References

(1) (a) Bowden, M. J. In *Electronic and Photonic Applications of Polymers*; Bowden, M. J.; Turner, S. R., Eds.; (Advances in Chemistry, 218) American Chemical Society: Washington DC, 1988. (b) *Molecular Electronics: Science and Technology*, Aviram, A., Ed.; Confer. Proc. No. 262, American Institute of Physics: New York, 1992. (c) *Molecular Electronic Devices II*; Carter, F. L., Ed.; Marcel Dekker: New York, 1984. (d) Hammeroff, S. R. *Ultimate Computing. Biomolecular Consciousness and Nano Technology*; North Holland: Amsterdam, 1987. (e) Franks, A. *J. Phys. E: Sci Instrum.* 1987, 20, 1442. (f) Miller, J. S. *Adv. Mater.* 1990, 2, 495, 601. (g) Aviram, A. *J. Am. Chem. Soc.* 1988, 110, 5687. (h) Hush, N. S.; Wong, A. T.; Bacskay, G. B.; Reimers, J. R. *J. Am. Chem. Soc.* 1990, 112, 4192. (i) Farazdel, A.; Dupuis, M.; Clementi, E.; Aviram, A. *J. Am. Chem. Soc.* 1990, 112, 4206. (j) Waldeck, D. H.; Beratan, D. N. *Science* 1993, 261, 576. (k) Ball, P.; Garwin, L. *Nature* 1992, 355, 761.

(2) (a) Tour, J. M.; Wu, R.; Schumm, J. S. *J. Am. Chem. Soc.* 1991, 113, 7065. (b) Tour, J. M.; Wu, R.; Schumm, J. S. *J. Am. Chem. Soc.* 1990, 112, 5662. (c) Guay, J.; Diaz, A.; Wu, R.; Tour, J. M. *J. Am. Chem. Soc.* 1993, 115, 1869.

(3) *Handbook of Conducting Polymers*; Skotheim, T. A., Ed.; Dekker: New York, 1986.

(4) For a presentation of some foundational work in the area, see: (a) Kenny, P. W.; Miller, L. L. *J. Chem. Soc., Chem. Commun.* 1988, 85. (b) Kugimiya, S.-i.; Lazrak, T.; Blanchard-Desce, M.; Lehn, J.-M. *J. Chem. Soc., Chem. Commun.* 1991, 1179. (c) Crossley, M. J.; Burn, P. L. *J. Chem. Soc., Chem. Commun.* 1991, 1569. (d) Zecevic, S.; Simic-Glavaski, B.; Yeager, E. *J. Electroanal. Chem.* 1985, 196, 339. (e) Yoshimura, T.; Tatsuura, S.; Sotoyama, W.; Matsuura, A.; Hayano, T. *Appl. Phys. Lett.* 1992, 60, 268. (f) Sessler, J. L.; Capuano, V. L.; Harriman, A. *J. Am. Chem. Soc.* 1993, 115, 4618. (g) Tachibana, H.; Azumi, R.; Nakamura, T.; Matsumoto, M.; Kawabata, Y. *Chem. Lett.* 1992, 173. (h) O'Neil, M. P.; Niemczyk, M. P.; Svec, W. A.; Gosztola, D.; Gaines, G. L., III; Wasielewski, M. R. *Science* 1992, 257, 63.

(5) (a) Miller, J. S. *Adv. Mater.* 1990, 2, 378. (b) Chjatterji, P. K.; Yang, P. Schichijo, H. *Proc. IEEE* 1983, 130, 105. (c) Bate, R. T. In *VSLI Electronics*, Einspruch, N. G., Ed.; Academic: San Diego, 1982; Vol 5.

(6) (a) Reed, M. A., Yale University, personal communication, 1993. (b) *Nanostructure Physics and Fabrication*, Reed, M. A.; Kirk, W. P., Eds.; Academic Press: San Diego, 1989. (c) *Nanostructures and Mesoscopic Systems*, Kirk, W. P.; Reed, M. A., Eds.; Academic: San Diego, 1992.

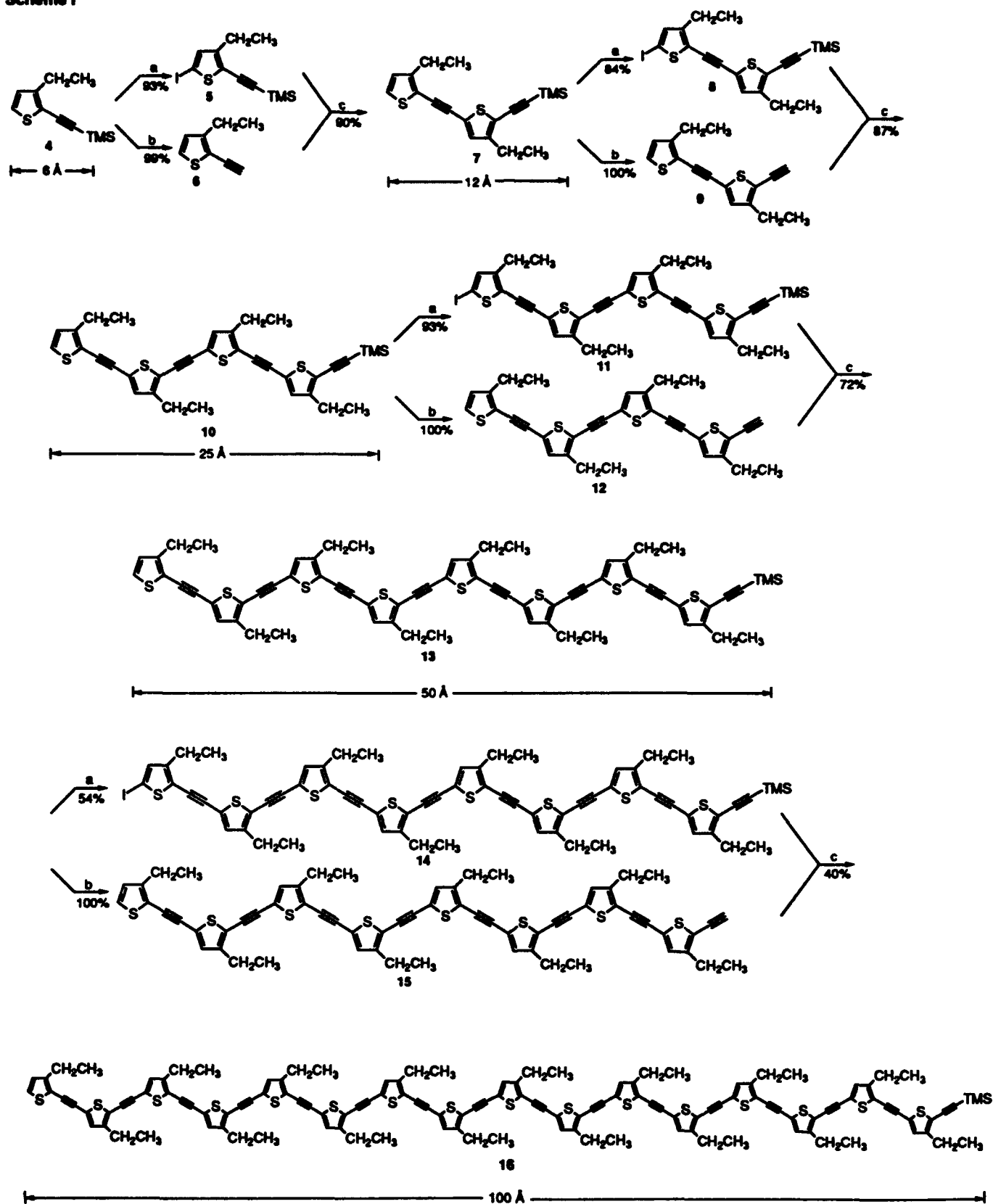
(7) Rutherford, D. R.; Stille, J. K.; Elliott, C. M. *Polym. Prepr. (Am. Chem. Soc., Div. Polym. Chem.)* 1990, 31(2), 643.

(8) (a) Abbott, N. L.; Folkers, J. P.; Whitesides, G. M. *Science* 1992, 257, 1380. (b) Charych, D. H.; Bednarski, M. D. *Mater. Res. Soc. Bull.* 1992, 17(11), 61.

(9) (a) Guay, J.; Diaz, A.; Wu, R.; Tour, J. M.; Dao, L. H. *Chem. Mater.* 1992, 4, 254. (b) Tour, J. M.; Wu, R. *Macromolecules* 1992, 25, 1901. (c) Guay, J.; Kasai, P.; Diaz, A.; Wu, R.; Tour, J. M.; Dao, L. H. *Chem. Mater.* 1992, 4, 1097.

(10) (a) Kumada, M.; Suzuki, K.; Tamao, K.; Kodama, S.; Nakajima, I.; Minato, A.; *Tetrahedron* 1982, 38, 3347. (b) Uhlenbroek, J. H.; Bijloo, J. D. *Rec. Trav. Chim.* 1960, 79, 1181. (c) Sonogashira, K.; Tohda, Y.; Hagihara, N. *Tetrahedron Lett.* 1975, 4467. (d) Stephens, R. D.; Castro, C. E. *J. Org. Chem.* 1963, 28, 3313. (e) Suffert, J.; Ziessel, R. *Tetrahedron Lett.* 1991, 32, 757. (f) Xu, Z.; Moore, J. S. *Angew. Chem., Int. Ed. Engl.* 1993, 32, 1354.

Scheme 1



Reagents: (a) LDA, Et₂O, -78° to 0°C then I₂, -78°. (b) K₂CO₃, MeOH, 23°C. (c) Cl₂Pd(PPh₃)₂ (2 mol %), CuI (1.5 mol %), THF, *t*-Pr₂NH, 23 °C.