

**DynCorp • Meridian**


**B-K Dynamics Operation**

1

# **DATA BASE SUPPORT AND ANALYSIS FOR THE TECHNOLOGY TRANSITION PLANNING SYSTEM**

**S DTIC**  
**ELECTE**  
**JUL 01 1994**  
**F D**

**AD-A280 912**



This document has been approved  
for public release and sale; its  
distribution is unlimited.

11185 94-16507



**FINAL REPORT**

**31 MAY 1994**

**94 6 2 070**

**FINAL REPORT**  
**ON**  
**DATA BASE SUPPORT AND ANALYSIS**  
**FOR THE**  
**TECHNOLOGY TRANSITION PLANNING SYSTEM (TTPS)**  
**FOR**  
**THE OFFICE OF NAVAL RESEARCH**  
**CONTRACT # N00014-92-C-0013**

**31 MAY 1994**

**DynCorp-Meridian**  
**B-K Dynamics Operation**  
**3204 Tower Oaks Blvd.**  
**Rockville, MD 20852**

**DTIC QUALITY INSPECTED 3**

## PREFACE

The B-K Dynamics Operation (BKD) of the DynCorp•Meridian Corporation presents this final report for data base support and analysis to the Office of Naval Research (ONR). The work performed under contract N00014-92-C-0013 encompassed a wide range of skills and capabilities, and resulted in the development of products and processes that have made a significant impact on the awareness and utilization of currently known and newly emerging technologies. We have been supporting technology transition and technology planning at ONR almost continuously since 1985. We first supported ONR as an independent small business until December of 1992, then as a wholly owned subsidiary during 1993, and now as an operations center of DynCorp•Meridian. B-K Dynamics' analysts, programmers, managers, and corporate staff are proud of the contributions we have made to the management of the Navy's Technology Base.

Effective technology planning and information management have always been critical to the Navy and the security of the nation. As the tone of the post Cold War world has not yet been solidly established and the new environment for international relations is only just beginning to take shape, the United States, as the sole remaining superpower, must continue to find innovative means to maintain a position of strength during this period of stiff budgetary restraints and redefined threats.

As Congress has become more interested in R&D management, detailed questions on fiscal and technical matters have become more common. BKD analysts have actively supported ONR on a broad range of fiscal and technical issues. We have used tech base systems such as the Task Summary Data Collection System, the Budget Execution Electronic Signature System, the SYSCOM Needs Data Base System, the Critical Technology Data Base, and the original BKD-developed Technology Transition Planning System, in addition to hard-copy reports and other documents, to answer critical questions in a timely manner.

Accession For	
NTIS CRA&I	<input checked="checked" type="checkbox"/>
DTIC TAB	<input type="checkbox"/>
Unannounced	<input type="checkbox"/>
Justification .....	
By .....	
Distribution / .....	
Availability Codes	
Dist	Avail and/or Special
A-1	

## SUMMARY

Contract N00014-92-C-0013 was awarded to B-K Dynamics, Inc. (BKD), as a bridge contract to N00014-88-C-0575 in January of 1992. The base period of performance was from 1 January 1992 through 31 May 1992 with option periods that were exercised for the months of June, July, and August 1992. The contract was modified a total of 13 times, extending the period of performance through March 1994 with a total funded value of \$502,482.00.

The bridge contract was awarded to BKD, as the incumbent, for continuation of support services to the Office of Naval Technology (ONT) [since reorganized into the Office of Naval Research (ONR)] while a competitive award was being processed. Solicitation N00014-92-0010 was released by ONT (ONR) in mid July 1992 for a competitive follow-on contract to the current BKD effort. Several modifications to the solicitation were issued and BKD submitted a proposal to ONT (ONR) on 24 September 1992. ONT (ONR) anticipated an award to the successful bidder on or about 1 November 1992.

On 4 December 1992, ONT announced the major reorganization that disestablished the Office of Naval Technology. On 9 December, ONR requested BKD to estimate the cost to continue support through 15 December to allow for award of the follow-on contract. When B-K Dynamics, Inc., was acquired by DynCorp on 15 December 1992, ONR Contracts had not yet made an announcement related to a follow-on award. As a result of its acquisition by DynCorp Meridian, BKD was no longer a small business as outlined in the BKD proposal for the follow-on effort. This ultimately culminated in BKD not being considered for the follow-on award, which was a small business set-aside.

After this ruling by the government, a year passed before ONR Contracts announced the award of the follow-on contract to Systems Planning and Analysis of Falls Church, VA, in December 1993. During that time several modifications to the contract were issued to BKD for continuation of support services.

## PERFORMANCE

The work and services performed under this contract have been conducted in accordance with BKD's proposal titled "Technical Proposal January - May Bridge to N00014-88-C-0575."

The statement of work (SOW) for this contract identifies 6 task areas under which work is to be performed: (1) Task Summary Data Base; (2) SYSCOM Needs Data Base; (3) Budget Execution System; (4) Develop 6.3+ Data Base for the Technology Transition Planning

System (TTPS); (5) Critical Technologies; and (6) Analysis and General Support.

All software and original source code developed under this contract have previously been delivered to the Office of Naval Research in accordance with the Contract Data Requirements List and subsequent direction of the COTR.

#### **Task 1: Task Summary Data Base**

The Task Summary Data Base (TSDB) describes the Navy Exploratory Development (6.2) program. Initially, task descriptions summarize the information contained in the block plans, and they are updated on a regular cycle to reflect actual activity under a particular project. ONR uses this data base to answer numerous management questions that previously required frequent, individual requests for information from each laboratory. The time saved by being able to get information from a single, accurate data base is significant. The TSDB is updated three times each year, as shown in the table below.

#### **ANNUAL UPDATE CYCLE FOR TASK SUMMARIES**

<u>Distribute Data to Laboratories</u>	<u>Update Due to ONT</u>
July	31 August
October	20 November
February	31 March

BKD mailed out the TSDB by block to the laboratories that were responsible for the research. After the data were updated using the Task Summary Data Collection System and were returned to ONR, BKD reviewed the data for accuracy and built an updated data base. BKD performed established procedures for tracking the collection effort, checking the status of delinquent records, verifying records, and preparing for the next update as detailed in the following sequence of events.

ONR gathers different elements of information throughout the year. The August update describes the tasks outlined in the block plans for the fiscal year beginning in October. The November update corrects fiscal data for the previous fiscal year and adds some detailed performance information. The March update, referred to as the "midyear update," is the major revision that reflects the balance of the performer information and revised funding including data on transferred-in funds. The August update, mentioned earlier, can refine these data prior to the November "end-year" report. The cycle is designed to overlap and continually refine data.

## July - August

BKD maintained the TSDB using Ashton-Tate's dBASE III Plus and Nantuckett's Clipper. Data bases that describe the activity of a particular laboratory were maintained in directories unique to each laboratory. Only after each update cycle was complete and all data had been verified were these files aggregated into a single data set to reduce the risk of loss of data by accidental overwrite. Laboratory directories may describe multiple blocks or a single block. The July baseline provides a stable summary of block activity for the current fiscal year along with the projections included in the budget. It is sent out to the laboratories who are asked to correct any inaccuracies in current projects, develop narratives describing new research, and provide a first cut at future funding. This input reflects information contained in block plans that are in various stages of approval.

- To begin the process, BKD analysts used the Task Summary Data Collection System to print complete task level reports of all projects constituent to each laboratory's blocks.
- BKD analysts then added correction codes, which our administrative personnel input to the reports. These codes highlight voids or inaccuracies in the data base records.

NOTE: Based on error patterns and the frequency of data discrepancies in the 1991 midyear update, BKD analysts devised the initial set of correction codes, modified the Lab System to accommodate these codes, and developed necessary instructional materials to support their use. The codes are alphanumerics that appear in the right margin of the task summary complete report. Each code represents a specific statement, e.g., T.7 indicates a funding discrepancy. There are approximately 30 correction codes currently in use with the Task Summary Data Collection System. They describe virtually all common errors.

- When the input was complete and verified, BKD analysts prepared it for transmission to the laboratories. Each package included a full Task Summary Data Collection System disk (MS-DOS), an instruction manual, a newsletter, and a laboratory-specific data disk.

NOTE: A transferred-in funds report can be generated based on the previous update. This allows the laboratory to account for funds received from other laboratories during the previous fiscal year as they cooperate with research under way elsewhere in the Navy technology base.

- BKD prepared each package for mailing based on an updated list of contact persons and laboratory addresses established prior to each update. Disks were marked, necessary instructions prepared, and packages dispatched to the

laboratories through the BKD registry, by regular mail, or by courier as appropriate.

- As inputs were returned to ONR, each was duplicated and transferred to BKD for review. Our analysis focused on updating financial records for the prior fiscal year and developing as accurate a baseline as possible on the effort proposed for the coming fiscal year. The procedure is quite tolerant of voids this early in the cycle because planning is very flexible at the beginning of the fiscal year.

#### October - November

This update was aimed primarily at closing out accounts for the previous fiscal year. Transferred-in funds reports for the prior year as well as direct funding were finalized during this update. There were also some updates in other areas because R&D investment strategies were being approved and implemented.

- The procedure was essentially the same as used for the August update. Primary emphasis was on prior year fiscal data, although all significant voids were identified.
- BKD prepared and mailed the packages as described earlier.
- BKD analysts provided inputs from the laboratory on fiscal issues to the ONR Budget Execution Manager. Other substantive update information was integrated into the data base in preparation for the midyear update.

#### February - March

The midyear update was intended to provide a very complete picture of the Navy's 6.2 program. By the middle of the second quarter, major management issues had been resolved and most block plans had been approved. Research was either under way or the funds had been transferred to another laboratory to take advantage of a particular circumstance or capability.

- BKD began the process again by reviewing each data set to ensure that it is substantially complete. This review ensured that all mandatory items are present -- classification markings, task numbers, titles, etc. -- and that technical data are sufficiently detailed to adequately describe the effort. The BKD team would then discuss the preparation for the midyear update with the COTR and make recommendations on how best to resolve particular issues.
- The approach to the process was virtually the same as that employed in the earlier updates. Correction codes were assigned by BKD analysts to flag voids and inaccuracies. Based on error patterns and the frequency of data discrepancies, BKD revised the correction codes, modified

the software, or rewrote instructional materials to better support the update effort.

NOTE: Each time BKD prepared a mailing, random checks were conducted to ensure that disk pairs operated properly. At least once a day, while the mailing was being prepared, a BKD analyst would actually install a system that was prepared for dispatch to a laboratory. The analyst would follow the instructions contained on the disk and in the package to ensure that it would work when it gets to the field.

- When ONR received inputs from the laboratories on the midyear update, they were duplicated and passed to BKD for assessment. This assessment process included checking for proper classification markings, complete fiscal data, sufficient detail in technical data, and overall accuracy. Any corrections applied to the data by BKD analysts during this period were provided immediately to ONR.

NOTE: When directed by ONR, the BKD team extracted task summary data from approved block plans. These summaries were then entered in the data base but were not sent to the performing laboratories. During the FY93 cycle, BKD personnel were directed to develop task summaries on the NAVAIR block (WV1A), the SPAWAR block (XD1A), and one ONR block (OT1C).

ONR uses the TSDB to determine the final destination of all Navy exploratory development (6.2 money). The system tracks two categories of funds. Direct funds are those provided by ONR directly to Navy laboratories, SYSCOMs, or other claimants. Transferred-in funds are internal transfers that take place between Navy laboratories, SYSCOMs, or other activities. After a manager transfers money to another activity, the sender may not know the identity of the ultimate performer since the receiving laboratory can distribute this money as it sees fit -- spend it in-house and/or distribute the money to others. To properly track the ultimate performers under these circumstances, the receiving agency must report the disposition of these funds. This is done with the 'Transferred-in Funds' form. Adding this information to the TSDB allows ONR to keep track of both direct and transferred-in 6.2 funds.

Appendix A contains laboratory point of contact (POC) lists, sample status reports, and document covers to reference each deliverable under the task.

## **Task 2: SYSCOM Needs Data Base**

BKD developed the SYSCOM Needs Data Base (SNDB) in response to ONR tasking in December 1990. Since that time, there have been



several changes in the system. The following procedures reflect our most recent update.

Using the prior year needs as a baseline, ONR tasks the SYSCOMs to update the data base using procedures outlined in the General Instructions.

- SYSCOM POCs are encouraged to print the needs for the entire command and distribute the individual needs along with blank forms to codes that are responsible for review and update of the SYSCOM input.
- Revised needs are returned in hard copy to the POC who inputs the revised data using the input/edit function in the system. (Note: SYSCOMs can request contractor assistance through ONR to input data if necessary.)

The SNDB was designed to operate similar to the TSDB with each of the SYSCOMs using a common system to update needs. In fact, the BKD experience is that the bulk of the input received to describe FY92-93 needs was in hard copy and did not correspond to the SNDB format. The result was that input and update were very labor-intensive. In May 1992, just prior to the release of the Block Program Guidance, BKD distributed approximately 50 copies of the SNDB to Navy laboratories and centers, and within ONR.

BKD developed this tracking system for ONR to support internal technology planning while meeting certain needs of the laboratories and the SYSCOMs. The initial SNDB was developed early in 1991 using inputs from NAVSEA, NAVAIR, NAVFAC, NAVSUP, SPAWAR, the Naval Medical R&D Center, and the Marine Corps. For FY92 and FY93, the SNDB was distributed to the Navy laboratories with the block guidance to be used as a data source for the block plans.

Because the SNDB was developed using a variety of raw data sources, it was difficult to standardize the data base structure. Additionally, the initial SNDB was sometimes confusing because multiple technology needs were often grouped as a single record. The current format is limited to one technology need per record, and although there are still voids in certain data categories, the presentation has been standardized.

Great care was taken to accurately translate the SYSCOM inputs into the current "one need per record" format. Priorities and terms (timing) related to needs were only included when they were clearly reflected in the input; otherwise, the field was left blank. A large portion of the prior year's input did not specify a hierarchy among priorities (1-4). Instead, many needs were marked with an "X" in the appropriate term. The X's were incorporated into the current system as simply "High" priority. On the other hand, mission area thrusts and warfare areas were assigned by analysts based on the content of the need description. These categories are complete.

The bulk of the descriptive information on technology needs is included in three fields: Need Title; Need Statement; and Need Description/Justification. When component needs are provided as part of a proposed system, e.g., a hydrophone as part of a passive sonar, the Need Title and Need Statement are related to the system. To maintain this structure, the title stem and the need statement are repeated with each such component need to ensure that data remain in context.

Perhaps the major benefit in building needs into a fine-grained hierarchical system is that the R&D Manager becomes aware of voids. Some needs may be beyond the current state of the art, but that will not always be the case. An enabling technology may offer a chance for a breakthrough if the need is clearly known. Further, not all exploratory development tasks reference needs directly -- some tasks are focused on developing an innovative technology to a level where it can satisfy a future generation need. In either case, a fine-grained technology needs data base with a hierarchical structure promises to be an effective tool in meeting future requirements and balancing the 6.2 investment strategy.

To develop this structure within the data base, needs should be described in terms of their component parts. For example, "Airborne ASW" is a mission and therefore not a proper title for a technology need, even though needs are often grouped by mission. Actual need titles identify major systems or capabilities. The following table provides a graphic example of how this need structure could be implemented around the Airborne ASW mission.

#### HIERARCHICAL NEED STRUCTURE

<u>MISSION:</u>		
<u>SYSTEM CAPABILITY:</u>	Torpedo, Sonobuoy, Signal Processing	
	(S01)	(S02, (S03)
<u>COMPONENT NEEDS:</u>	C01. Lethality	C01. Longer Life
	C02. G&C	C02. Lighter Weight
	C03. Life Cycle	C03. Lower Cost
	Cost	C04. Data Transfer
	C04. Signature	
	C05. Reduce Drag	

In addition to providing space for detailed information on each component need, the format allows the claimant to assign a specific priority to a given component need, e.g., to show that lethality is more important than drag reduction or perhaps that one is a mid-term need while the other is a far-term requirement. Finally, the hierarchical structure also allows for a standard numbering system. The component need for TORPEDO G&C in the table above could be designated ASW,S01,C02, and each component need has a similar unique descriptive identifier.

To simplify the process of verifying and updating technology needs records, this tracking system offers Enter, Edit, Delete, and Report options which can be used by SYSCOMs to review and update, expand, or clarify their technology needs as listed in the SNDB.

Following several reorganizations, both within ONR and Navy-wide, ONR informed BKD that all work under this task was to be discontinued as of 1 October 1992. As a result, FY93-94 needs were never prepared.

Appendix B contains cover material to reference the deliverable under this task in addition to a sample report and special analysis data derived from this effort.

### **Task 3: Budget Execution System**

The Budget Execution System is a collection of network programs and data bases used by the ONR staff to track 6.2 project funding transactions. BKD originally started work on this system in the Fall of 1989 when ONT (ONR) tasked BKD to redesign and automate their budget execution process. BKD delivered a technical report, Structured Analysis of Budget Execution Process, 25 January 1990. Shortly thereafter, BKD received final ONR approval and began developing the Budget Execution System [now referred to as the Electronic Signature (ES) System].

The ES system comprises five modules: Addendum (AD) ES system, Procurement Request (PR) ES system, Program Change (PC) ES system, ES Utility system, and ES Reports system.

- The AD and PR modules allow ONR staff to create, view, print, add comments, and electronically sign/approve the approximately 300 AD and 200 PR funding transactions each fiscal year. Planning documents, deliverables, and sample reports from the ES system can be found in Appendix C.
- The PC module allows the budget execution monitor (BEM) to track the approximately 250 program change transactions that occur each fiscal year.

- The ES Utility module allows the BEM to enter and update baseline fiscal data for each of the nearly 350 6.2 projects each fiscal year.
- The ES Reports module allows the BEM to print or view the historical transactions and provides several specialized summary report formats.

The ES system automatically identifies each of the 15-20 authorized ONR users by retrieving the user's network identification name. The system checks the name against an internal table and grants system rights based on the access category to which the user belongs. The three ES user categories are:

- BEM - users can create AD, PR, and PC transactions; enter and edit baseline data; print/view historical transactions; and have final approval authority in the AD and PR electronic signature loops.
- Director - users can approve or reject AD and PR transactions for projects under their control.
- TAM/PA - users designated as task area managers (TAMs) and program analysts (PAs) can create PR transactions for BEM approval, review the AD and PR transactions pending for their director, and mark the transaction as ready for director approval.

To speed the initial development of the ES system, ONR directed BKD to develop the FY91 AD, PR, and PC modules as stand-alone systems. For the FY92 system, BKD enhanced and integrated these modules to run on the SECNET, a classified local area network. BKD also added a utility module to the FY92 system and started collecting requirements for the reports module.

From January 1992 through March 1994, BKD continued to develop and support the Budget Execution System for ONR. A major part of the support involved setting up the ES modules and data bases for each new fiscal year.

Starting in July of each year, BKD mapped baseline data into a new set of ES data structures. The baseline data sources for project, block, funding, and AD document numbers included Lotus spread sheets, the prior year ES data bases, and hard-copy reports. BKD was responsible for ensuring the accuracy and completeness of these data.

After populating the ES data bases for the next fiscal year, BKD set up a new directory on the ONR network and installed the new data files. BKD worked with the ONR computer staff to ensure that all authorized ES users had access to this new directory. In configuring the system for the next fiscal year, BKD would modify the source code to handle the new out year span, modify

the list of authorized users, and update the header information for the new module.

As the final step, BKD installed and tested the new ES modules on the ONR network. By mid to late September, the new ES system was ready for the ONR staff to begin entering the basic funding transactions for the new fiscal year.

In addition to setting up the ES systems, BKD was also responsible for providing general support to ES users and implementing system enhancements as directed by the COTR. A summary of these tasks follows.

In early 1992, BKD worked with the ONR staff to determine the ES report requirements and development priorities. BKD installed the FY92 ES reports module in April 1992.

BKD began working with the ONR staff in April 1992 to develop a process for including project level obligated and expended (O&E) data in the ES system. ONR put this task on hold at the end of August 1992 due to a change in task priorities. After a reevaluation in January 1993, ONR decided not to continue with the O&E effort and BKD did not receive any further O&E tasking.

In September 1992, ONR tasked BKD to propose a process for cross-checking and validating the data from the ES and Task Summary systems. BKD developed several ad-hoc modules to validate elements of the Task Summary data bases. ONR redirected resources in February 1993 and BKD was never tasked to fully develop the automated routines.

BKD performed documentation tasks during the entire ES development process. As part of this effort, ONR directed BKD to write a process specification for each of the ES modules. BKD delivered these reports to ONR in the first months of 1993.

ONR tasked BKD to relocate the ES systems to new network hardware twice during the contract period. BKD moved the FY92 and FY93 ES systems from the classified SECNET to the unclassified OASIS network in July 1993. This work required many meetings with the ONR computer staff as well as a thorough testing of each ES module after the relocation. During November and December 1993, BKD moved the FY92, FY93, and FY94 ES systems to a reconfigured OASIS network. As part of the relocation effort, BKD worked with the ONR computer staff to allow ONR users to access the ES systems through Microsoft Windows.

#### **Task 4: Development of 6.3+ Data Base for TTPS**

The annual updating process for Navy 6.3, 6.4, and 6.6 data sets for TTPS data bases consisted of manually extracting data from the Congressional Research and Development Descriptive Summaries (RDDS), a classified document, and manually entering new,

relevant data or editing existing text in the appropriate TTPS fields as needed. This document was made available by ONR after it was releasable to the public (classified portions available to qualified DoD contractors).

The RDDS are generally available immediately after the President's State of the Union Address. (The RDDS are embargoed prior to that because Congress does not have access.) For various reasons, internal distribution within ONR is normally delayed until late February.

Typically by early March, ONR provided the RDDS to BKD in hard copy and on electronic media in WordPerfect. The BKD-developed Data Entry and Edit System (DEES) allows either a direct map-over of text (ASCII) or manual update of the 6.3+ records. BKD analysts would print the entire TTPS 6.3+ prior year data base in a complete report format and begin by comparing this run with the hard-copy RDDS; they marked discontinued projects for deletion and new projects for complete development. BKD then initiated the following procedure:

- Working in pairs, BKD analysts marked the phrases and funding detail in the hard-copy RDDS that were to be added to each project record. At the same time, they also marked obsolete data in the prior year reports for deletion. Two analysts working together provided a continual cross-check to ensure a high degree of consistency within the data base.
- BKD administrative personnel input the changes using DEES in the manual mode and printed revised reports.
- BKD analysts then validated the revised information by comparing the revised records with the hard-copy RDDS and marking any inconsistencies.
- BKD administrative personnel input necessary corrections and printed an entire copy of revised 6.3+ information for final verification.

The procedure for new projects is similar:

- Individual BKD analysts used the RDDS to develop identification and fiscal data using a complete report work sheet for each new project.
- Data not available from the RDDS, e.g., Mission Area Thrust or sponsor, were developed separately and entered on the work sheet.
- If appropriate, text in the RDDS project description was marked for semi-automatic transfer with DEES. If not, the manual mode was used to input the work sheet information.

- The input and verification procedure was as described for continuing projects except that an analyst other than the original author would do the validation/verification.

When the update was complete, the new 6.3+ data bases were tested using the TTPS system. Each function of the TTPS was tested using random records in the new data base. The BKD team resolved problems as they occurred and, when testing was complete, the data were transferred to ONR on floppy disks. Generally, the entire process required 30-45 days.

Although BKD received occasional 6.3+ data inquiries from ONR during the period of performance of this contract, the last complete 6.3+ data base update for the TTPS was made in 1991. During 1992-94, BKD was tasked by ONR to conduct some 6.3+ data analysis; however, ONR provided the specific raw data necessary for each task and never endorsed a complete update of the TTPS.

In early May 1992, BKD assisted ONT (ONR) by providing end user support for TTPS.

In late November 1992, BKD located the historical TTPS files for FY88 and FY89 and printed the complete data sets for block OR1A.

#### **Task 5: Critical Technologies**

The Critical Technology Data Base (CTDB) was designed by BKD for internal use at ONR to provide an enhanced ability to respond to the Office of the Secretary of Defense, Research & Advanced Technology (OSD/R&AT), as they respond to Congressional interest in critical technologies.

To update the CTDB, BKD analysts would begin by printing out the entire CTDB by block and research category. These reports were then distributed, by the ONR monitor for critical technologies, to the TAMs and other responsible officers for update.

For each of the three categories of data in the CTDB, the following procedures were followed:

- 6.1 - Basic Research Data. BKD analysts developed funding estimates for the current program and POM years based on percentages provided by ONR describing the overall funding for critical technologies in basic research. Nominal growth factors are applied for out year projections. A complete print of 6.1 data was sent to ONT/P&A for review. Unlike the 6.2 portion of the data base, funding detail for 6.1 is maintained only at the program element level. Although 6.1 programs are managed by project, project financial data are not available in the 6.1 portion of the CTDB.

- 6.2 - Exploratory Development Data. TAMS reviewed the block reports and made any necessary changes to task identifier information while updating the task funding totals. All project totals were automatically recalculated by the system, based on task fiscal data. Because tasks were often renumbered from year to year and the content of a particular development effort could change rather quickly, it was important that the TAMS review these reports carefully. The TAMS returned the revised data to the ONR monitor for review and then it was passed to BKD for entry into the data base.
- 6.3A - Advanced Technology Demonstration Data. Critical technology data for the current program and POM years were sent to the Office of Advanced Technology (OAT) for review. Due to the nature of 6.3A programs, out year projections were selective and were made only in technology categories where there were active projects that OAT believed had potential for continuation. All funding information was maintained at the project level, which is the primary management unit for the 6.3A program. As with 6.1 and 6.2, the data were passed through the ONR monitor to BKD for input.

When input was complete, BKD analysts manually cross-checked the revised printouts against the inputs to verify the data. When totals had been verified for all research categories and technologies, BKD updated the "Critical Technologies Navy Funding Summary," which was produced in a format suitable for overhead projection. Summaries developed for use by OSD/R&AT included funding estimates for the current fiscal year and the balance of the six-year program.

All of the system development work for the CTDB occurred prior to the initiation of this bridge contract. However, much of the system utility and data inquiries carried over into the current contract period.

Critical technologies continue to play an important role in Navy tech base planning, but the frequency of inquiries using this system greatly diminished by early to mid 1992 as Congressional reporting requirements continued to evolve and ONR monitoring and reporting responsibilities shifted.

#### **Task 6: Analysis and General Support**

Under "Analysis and General Support," BKD was tasked to provide assistance in a wide variety of technical and logistics areas in support of the Navy tech base. A few of the more involved support efforts are listed below.



## A. Funding Validation

ONR relies on the data collected in the Task Summary data bases as the best source of historical 6.2 funding at the task and performer levels. To ensure the accuracy and completeness of these data, ONR tasked BKD to formulate and execute a funding validation process starting in January 1992.

This process was designed to ensure that the end-year funding totals reported at the laboratories and 6.2 activities were consistent with the budget and allocation amounts in the Budget Execution System and other official ONR financial records.

BKD evaluated the project and performer funding data in the Task Summary data bases and identified the following problem areas:

- The lead laboratories did not report the distribution of direct funds to within +/- 5% of the project end-year totals confirmed by ONR.
- The laboratories noted as receiving transferred funds did not report the distribution of funds to within +/- 5%.

After further analysis, BKD attributed each project funding problem to one or more of the following situations:

- The end-year project funding in the Task Summary data base was not correct.
- The lead laboratory did not accurately report the direct distribution at the performer level.
- The laboratories noted as receiving transferred funds did not accurately report the distribution of the funds at the performer level.
- A laboratory reported receiving and distributing funds that were not confirmed as sent by the lead laboratory.
- The laboratories did not properly identify the projects for which they received funds.

BKD took the following steps to resolve these direct and transferred funding problems:

- BKD aggregated the Task Summary project and performer funding data submitted by laboratories to close out the fiscal year. Using hard-copy reports provided by ONR, BKD identified and added projects that ONR funded during the fiscal year that were not in the aggregate. BKD then updated the project end-year funding data with totals confirmed by ONR.

- BKD wrote several programs to compare the confirmed actual end-year project funding with the distributions entered by the laboratories. These programs identified the projects that had direct funding distributions that were outside of the +/- 5% threshold set by ONR.
- BKD printed correction reports for each project that had a direct funding distribution problem and faxed the reports along with a cover letter to the laboratory POCs for resolution.
- As the laboratories returned the corrections, BKD worked with ONR to resolve any discrepancies through a series of phone calls with the laboratories and meetings with the ONR budget execution manager. BKD updated the funding data bases to reflect the ONR-approved corrections.
- After resolving the direct distribution problems, BKD identified the projects that did not have accurate funding distribution data at the ultimate performer level. BKD printed correction sheets and faxed the reports along with a cover letter to the laboratories that received the transferred funds. BKD entered the funding corrections after confirming the changes with ONR.

BKD used these validated 6.2 funding data bases as the data source for several specialized reports requested by ONR. These reports included:

- PE, block, and project level funding distributions by performer category
- Funding distributions by state and performer category
- Funding distributed to Federally Funded Research and Development Centers (FFRDCs)
- Funding distributed to universities.

BKD performed the complete validation process for FY91. For FY92, ONR tasked BKD to perform the direct funding validation steps; after reviewing the FY92 funding statistics, ONR decided not to pursue resolution of the transferred funds. For FY93, BKD aggregated the Task Summary data bases but was not tasked to perform any resolution other than to update the project end-year funding data. The following table summarizes the validation results by fiscal year.

FY	# Projects	End-Year Funds (K)	Direct Distrib, Delta & percent	Ultimate Distrib, Delta & percent
91	296	406165	405799 366 0.09%	392065 14100 3.47%
92	329	451852	452577 -725 0.16%	421011 30841 6.83%
93	346	517222	478110 39112 7.56%	406163 111059 21.47%

In March 1994, ONR tasked BKD to generate a special data entry sheet for ONR to collect 6.2 Science and Engineering funding by project. BKD also generated a second set of data entry forms for ONR to confirm 6.2 university funding at the project level.

#### B. SYSCOM Needs and OP-91 Priorities

In early May 1992, BKD began an analytical task to relate the OP-91 Technology Base Planning Guidance to the FY92-93 SYSCOM Needs. Working with ONR, BKD developed notes on ASUW/Strike Warfare and Anti-Submarine Warfare. These notes were combined into a narrative which was included in the mission area strategies. The BKD report was delivered in June 1992. (This deliverable was classified. The cover is attached for reference.)

#### C. Task Attribute Categorization

On 12 November 1992, ONT 20PD sent out a data call letter to the TAMs to categorize each exploratory development (6.2) task with three distinct taxonomies: Key Technologies, Reis' Thrusts, and Reliance Technologies. Earlier in the year, the TAMs supplied 6.2 attribute data at the project level. This task level categorization would allow ONT (ONR) better tracking and justification during program reviews.

The COTR provided BKD with the basic data base structure and raw data from the TAMs. The BKD team modified the structure to facilitate the input and entered data for over 1700 tasks. The first portion of the proofed data base was delivered in late November and the complete data base was delivered in early December 1992.

BKD revised the data base for the task level categorization to accommodate up to three Key Technology elements, broken out by percentages to total 100% for each task; up to nine Reis' Thrust applications, broken out by percentages to total 100% for each

task; and a numeric Reliance taxonomy code from a three-tiered classification scheme developed jointly by ONT (ONR) and BKD.

#### D. Joint Mission Area Categorization

In late September 1993, BKD responded to special analysis tasking to support categorization of all Basic Research (6.1), Exploratory Development (6.2), and Advanced Development (6.3) projects by Joint Mission Area (JMA) application. Text files were generated from various ONR tech base data bases, extracting specific project data from the data base format and using the text files as input to WordPerfect documents. The final WordPerfect report incorporated data from each of the above R&D maturity levels. This effort continued through October and into November of 1993.

#### E. 6.1 Technology Data Base Input Analysis

In January 1994, BKD was tasked to conduct an analysis of 6.1 (Basic Research) Technology Data Base reports received from Navy labs. This task contained two objectives. The first portion involved working with WordPerfect files to extract the first four data elements from each standardized 6.1 project report. The resulting report contained header data and brief description information for each project and served as a pointer to the complete project report. The second sub-task involved data analysis to identify voids and duplications in the data base.

#### F. Special Report Requirements - 6.1 Technology Data Base Input

Following the completion of the 6.1 Technology Data Base input analysis, BKD received two quick-turnaround requests from ONR for specialized reports using the 6.1 data. BKD used the 6.1 data files as base input from which data files specific to 6.1 aircraft technology and 6.1 joint strike technology were created. In two business days, BKD produced and delivered the hard-copy original and diskette media copy of a 100-page report on joint strike S&T; and a spiral-bound hard-copy original and electronic media copy, plus three additional paper copies of a two-volume 500+ page report on applications to aircraft technology.

For the joint strike document, BKD created a report of project numbers and titles identified by ONR and provided a brief summary report for each of the requested projects. The summary format included the four primary header elements from the laboratory report submissions.

Program managers at ONR used the January 1994 BKD deliverable to generate a list of several 6.1 aircraft technology projects in 19 different technology areas. BKD created the spiral-bound, two-volume, 500+ page report of all available 6.1 project data for

each of the projects identified in the specified technology areas. This report contained all 16 data items reported by the labs for each project.

#### G. In-house Laboratory Independent Research Data Call

Also in February of 1994, BKD worked with the ONR POC for Independent Research to develop a data base and populate it with laboratory data received in hard copy. The data base was designed to standardize the reporting format and the data elements to be reported by each laboratory involved in the In-house Laboratory Independent Research (ILIR) effort. BKD delivered a hard-copy report for each laboratory, in addition to the entire data base on electronic media, to ONR for resolution of data discrepancies.

ONR distributed the standardized data reports to the laboratories to complete their submissions and resolve any discrepancies. The data returns from this data call were passed on to BKD for analysis and final incorporation into the complete ILIR data base. The ILIR final data base was delivered to ONR at the end of March 1994 in both electronic media and hard-copy format.

Sample reports and planning documentation related to deliverables under this task are in Appendix F.

## APPENDIX A

### DELIVERABLES UNDER TASK 1

Task Summary Contact List - January 1994

Task Summary Contact List - August 1993

Sample Task Summary Data Return Status Report

General Instructions - The ONT Task Summary Data Collection System - Version 2.30 - February 1992

General Instructions - The ONT Task Summary Data Collection System - Version 2.40 - July 1992

General Instructions - The ONT Task Summary Data Collection System - Version 2.50 - November 1992

General Instructions - The ONR Task Summary Data Collection System - Version 2.60 - March 1993 (never distributed)

General Instructions - The ONR Task Summary Data Collection System - Version 3.00 - August 1993

January 1994

TASK SUMMARY CONTACT LIST

	<u>FY93</u>	<u>FY92</u>
Naval Explosive Ordnance Disposal Technology Center ATTN: Mr. Chris O'Donnell, Code 50T Indian Head, MD 20640-5070 EI3A (E03A) (301) 743-6850/2/3/FAX: (301) 743-6927/47	EODTC	(EODTC)
Commander, MARCORSYSCOM ATTN: Code AW 2033 Barnett Ave., Suite 315 Quantico, VA 22134-5010 MQ1A (CC1A) (703) 640-2692/2220, Mr. Carroll Childers FAX: (703) 640-2764	MARCOR	(MCDEC)
NAVOBS Scientific Director U.S. Naval Observatory 34th & Massachusetts Avenue, N.W. ATTN: Mr. Lee Breakiron Washington, DC 20392-5100 BD2A (OB2A) (202) 653-1888/FAX: (202) 653-0909	NAVOBS	(NAVOBS)
Navy Clothing & Textile Research Facility P.O. 59 ATTN: Dr. Barbara Avellini, Code 40 Natick, MA 01760-0001 NN2A (TP2A) (508) 651-4740/4172/FAX: (508) 651-4783	NCTRF	(NAVSUP)
Naval Air Warfare Center. Aircraft Division, Warminster ATTN: Mr. Dave Bailey, Code 01B Warminster, PA 18974-5000 AW1A, AW1B, AW2A, AW3A (NA1A, NA1B, NA2A, NA3A) (215) 441-2501/FAX: (215) 441-7113	NAWC1	(NADC)
Naval Air Warfare Center. Weapons Division ATTN: Mr. Tom Loftus, Code 372 China Lake, CA 93555-6001 AC1A (NW1A) (619) 939-3544/3545, Stacy Howard FAX: (619) 939-3036	NAWC2	(NWC1)

	<u>FY93</u>	<u>FY92</u>
Naval Air Warfare Center, Weapons Division ATTN: Mr. Bill Bailey, Code 373 China Lake, CA 93555-6001 AC2A (NW2A) (619) 939-1655/FAX: (619) 939-3036	NAWC3	(NWC2)
Naval Air Warfare Center, Aircraft Division Lakehurst ATTN: Mr. William Foor, Code 02T Lakehurst, NJ 08733 AL1A (WV1A) (908) 323-7640/FAX: (908) 323-1974	NAWC5	(NAVAIR)
Naval Air Warfare Center, Aircraft Division Trenton ATTN: Mr. Steve Clouser, Code PE 31 Trenton, NJ 08628-0176 AT1A (WV1A) (609) 538-6753/FAX: (609) 538-6532	NAWC6	(NAVAIR)
Naval Air Warfare Center, Aircraft Division Trenton ATTN: Mr. Andy Culbertson, Code PE 34/ Trenton, NJ 08628-0176 AT2A (WV2A) (609) 538-6553/6927 - FAX: 6532, Regina Celin	NAWC7	(NAVAIR)
Naval Command Control & Ocean Surveillance Center ATTN: Mr. Ken Campbell, Code 014 San Diego, CA 92151-5000 CS1A, CS2A, CS2B, CS2C, CS2D, CS2E, CS3A, CS3B (619) 553-3014/Hilda Meza 553-2100 (N01A, N02A, N02B, N02C, N02D, N03A, N03B) FAX: (619) 551-1580	NCCOSC	(NOSC)
Naval Civil Engineering Laboratory ATTN: Mr. Nicholas Olah, Code L03BPM/ Port Hueneme, CA 93043-5003 LH2A (CE2A) (805) 982-1089/982-1083, Ms. Mimi Richards FAX: (805) 982-1409	NCEL	(NCEL)
Naval Medical Research & Development Command, Naval Medical Center ATTN: Ms. Chris Eisemann, Code 40B Bethesda, MD 20814-5044 DB2A (MB2A) (301) 295-0882/1423, FAX: (301) 295-4033	NMRDC	(NMRDC)



	<u>FY93</u>	<u>FY92</u>
Naval Personnel Research & Development Center ATTN: Mr. Edmund D. Thomas, Code 01D San Diego, CA 92151-6800 PS2A (NP2A) (619) 553-7820/FAX: (619) 553-7815	NPRDC	(NPRDC)
Naval Research Laboratory 4555 Overlook Avenue, S.W. ATTN: Susan Herrin, Code 1005.1 Washington, DC 20375-5000 RL1A, RL1B, RL1C, RL2B, RL2C, RL2D, RL2E, RL2F, RL2G, RL3A, RL3B, RL3C (202) 767-2432/FAX: (202) 404-8110	NRL1	(NRL)
Naval Surface Warfare Center, Dahlgren Division ATTN: Mr. Robin Staton, Code G06 Dahlgren, VA 22448 SD1A (NS1A) (703) 663-7568/FAX: (703) 663-1754	NSWC1	(NSWC1)
Naval Surface Warfare Center, Dahlgren Division White Oak Detachment ATTN: Mr. Bill Messick, Code R07 Silver Spring, MD 20903-5000 SD2A (NS2A) (301) 394-1137/(301) 394-4631	NSWC2	(NSWC2)
Naval Surface Warfare Center, Dahlgren Division ATTN: Mr. Joe Brumfeld, Code H305 Dahlgren, VA 22448 SD2B (NS2B) (703) 663-8414/8411; FAX: (703) 663-8223	NSWC3	(NSWC3)
Naval Surface Warfare Center, Dahlgren Division White Oak Detachment ATTN: Dr. Charles Dickinson, Code R06 Silver Spring, MD 20903-5000 SD3A (NS3A) (301) 394-2493, Nancy FAX: (301) 394-3252	NSWC4	(NSWC4)
Naval Surface Warfare Center, Dahlgren Division White Oak Detachment ATTN: Mr. Dave Everhart, Code 10C Silver Spring, MD 20903-5000 SD3B (NS3B) (301) 394-1217, FAX:	NSWC5	(NSWC5)

	<u>FY93</u>	<u>FY92</u>
Naval Surface Warfare Center, Dahlgren Division White Oak Detachment ATTN: Kathy Lederer, Code B-40 Silver Spring, MD 20903-5000 SD2C (NS2C) (301) 394-3167/Harry Crisp, Code B-05 FAX: (301) 394-3179	NSWC6	(NSWC6)
Naval Surface Warfare Center, Carderock Division ATTN: Mr. Ray Brengs, Code 0116 Bethesda, MD 20084-5000 SC2A (ND2A) (301) 227-1026/FAX: (301) 227-1150	NSWC7	(DTRC1)
Naval Surface Warfare Center, Carderock Division ATTN: Mr. Larry Becker, Code 0114 Bethesda, MD 20084-5000 SC3A (ND3A) (301) 227-1378, FAX: (301) 227-1150	NSWC8	(DTRC2)
Naval Surface Warfare Center, Carderock Division, Annapolis Detachment ATTN: Ivan L. Caplan, Code 0115 Annapolis, MD 21402-5067 SC2B (ND2B) (410) 267-2367, FAX: (410) 267-2638, Bob Hardy	NSWC9	(DTRC3)
Naval Surface Warfare Center, Carderock Division ATTN: Dr. Daniel L. Winegrad, Code 0119 Bethesda, MD 20084-5000 SC1A (ND1A) (301) 227-3490, FAX: (301) 227-1150	NSWC10	(DTRC4)
Coastal System Station - Dahlgren Division Naval Surface Warfare Center 6705 West Highway 98 ATTN: Gail Chambers, Code 10P Panama City, FL 32407-7001 SD3C, SD3D (NC3A, NC3C) (904) 234-4155, FAX: (904) 235-5374	NSWC11	(NCSC)
Naval Training Systems Center 12350 Research Parkway Central Florida Research Park ATTN: Mr. William S. Rizzo, Code 26S Orlando, FL 32826-3224 TO2A (NT2A) (407) 380-8138, FAX: (407) 380-4412	NTSC	(NTSC)

	<u>FY93</u>	<u>FY92</u>
Naval Undersea Warfare Center Detachment ATTN: Dr. Donald A. Miller, Code 3491 New London, CT 06320-5594 UN2A (NU2A) (203) 440-4602/FAX: (203) 440-4624	NUWC1	(NUSC1)
Naval Undersea Warfare Center Division Newport ATTN: Mr. David J. Goodrich, Code 8219 Newport, RI 02841-5047 UN3A (NU3A) (401) 841-3259/(401) 841-3560	NUWC2	(NUSC2)
Naval Undersea Warfare Center, Division Newport, New London Detachment New London Laboratory ATTN: Mr. Matt Bolliver, Code 101 New London, CT 06320-5594 UN3B (NU3B) (203) 440-4354, FAX: (203) 440-4016	NUWC3	(NUSC3)
Naval Undersea Warfare Center Division Newport ATTN: Mr. Robert Belenger, Code 2292 Newport, RI 02841-5047 UN3C (NU3C) (401) 841-2648, FAX: (401) 841-4749	NUWC4	(NUSC4)
Naval Undersea Warfare Center, Division Newport Attn: Mr. Richard Schmidt, Code 8211 Newport, RI 02841-5047 UN3D (NC3B) (401) 841-4502/3188/FAX: (401) 841-2146	NUWC5	(NCSC)
Office of Naval Research Research & Technology Directorate 800 North Quincy Street ATTN: Dr. Alan Roberts, Code 12E, BCT2, RM1210 Arlington, VA 22217-5000 OR2A (OR2A) (703) 696-2559	ONR2	(ONR2)

Office of Naval Research  
Research & Technology Directorate  
800 North Quincy Street  
ATTN: Robert A. Peloquin, Code 1242  
Arlington, VA 22217-5000  
OR3C (OR2C)  
(703) 696-6462

FY93

ONR3

FY92

(ONR4)

Office of Naval Research  
800 North Quincy Street  
ATTN: J. Hall, Code 214  
Arlington, VA 22217  
OT1A, OT1C (OT1A, OT1C)  
(703) 696-4771, Jim Buss

ONR11

(ONT1)

Applied Research Laboratory  
Pennsylvania State University  
Box 30  
ATTN: Dr. Ed Liszka/Dr. Don Kerr  
State College, PA 16801  
OT3A (OT3A)  
(814) 865-1705, FAX: (814) 865-3854

ONR12

(ONT2)

Office of Naval Research  
800 North Quincy Street  
ATTN: H. S. Piper, Jr., 23AT3  
Arlington, VA 22217-5000  
OT3C (OT3C)  
(703) 696-4719/243-1160

ONR15

(ONT9)

Office of Naval Research  
800 North Quincy Street  
ATTN: Mr. Gerry Malecki, 222A  
Arlington, VA 22217-5000  
OT2B (OT2B)  
(703) 696-4044

ONR16

(ONT5)

Naval Surface Warfare Center  
Dahlgren Division  
White Oak Detachment  
Attn: Mr. Douglas Crowder  
Silver Spring, MD 20903-5000  
OT1C  
(301) 394-2407

ONR18

Space and Warfare Systems Command  
Department of the Navy  
ATTN: Kathy Fox  
Washington, DC 20363-5100  
XD1A (XD1A)  
(703) 602-5568, FAX: (703) 602-3734

SPAWAR

(SPAWAR)

August 1993

TASK SUMMARY CONTACT LIST

	<u>FY93</u>	<u>FY92</u>
Naval Explosive Ordnance Disposal Technology Center ATTN: Mr. Chris O'Donnell, Code 50T Indian Head, MD 20640-5070 EI3A (E03A) (301) 743-6850/2/3/FAX: (301) 743-6927/47	EODTC	(EODTC)
Commander, MARCORSYSCOM ATTN: Code AW 2033 Barnett Ave., Suite 315 Quantico, VA 22134-5010 MQ1A (CC1A) (703) 640-2692/2220, Mr. Carroll Childers FAX: (703) 640-2764	MARCOR	(MCDEC)
Naval Air Systems Command Department of the Navy ATTN: Mr. Charles Johnson, AIR 05T P1 Washington, DC 20361-9310 WV1A (WV1A) (703) 692-7444/FAX: (703) 746-6878	NAVAIR	(NAVAIR)
NAVOBS Scientific Director U.S. Naval Observatory 34th & Massachusetts Avenue, N.W. ATTN: Mr. Lee Breakon Washington, DC 20392-5100 BD2A (OB2A) (202) 653-1888/FAX: (202) 653-0909	NAVOBS	(NAVOBS)
Navy Clothing & Textile Research Facility P.O. 59 ATTN: Dr. Barbara Avellini, Code 4J Natick, MA 01760-0001 NN2A (TP2A) (508) 651-4740/4172/FAX: (508) 651-4783	NCTRF	(NAVSUP)
Naval Air Warfare Center, Aircraft Division, Warminster ATTN: Mr. Dave Bailey, Code 01B Warminster, PA 18974-5000 AW1A, AW1B, AW2A, AW3A (NA1A, NA1B, NA2A, NA3A) (215) 441-2501/FAX: (215) 441-7113	NAWC1	(NIADC)
Naval Air Warfare Center, Weapons Division ATTN: Mr. Tom Loftus, Code 372 China Lake, CA 93555-6001 AC1A (NW1A) (619) 939-3544/3545, Stacy Howard FAX: (619) 939-3036	NAWC2	(NWC1)

	<u>FY93</u>	<u>FY92</u>
Naval Air Warfare Center. Weapons Division ATTN: Mr. Bill Bailey, Code 373 China Lake, CA 93555-6001 AC2A (NW2A) (619) 939-1655/FAX: (619) 939-3036	NAWC3	(NWC2)
Naval Air Warfare Center. Weapons Division - Pt. Mugu Attn: Mr. Richard Murphy, Code 3006 Point Mugu, CA 93042 AC1B (WV1A) (805) 989-8801	NAWC4	
Naval Air Warfare Center, Aircraft Division Lakehurst ATTN: Mr. William Foor, Code 02T Lakehurst, NJ 08733 AL1A (WV1A) (908) 323-7640/FAX: (908) 323-1974	NAWC5	(NAVAIR)
Naval Air Warfare Center, Aircraft Division Trenton ATTN: Mr. Steve Clouser, Code PE 31 Trenton, NJ 08628-0176 AT1A (WV1A) (609) 538-6753/FAX: (609) 538-6532	NAWC6	(NAVAIR)
Naval Air Warfare Center, Aircraft Division Trenton ATTN: Mr. Andy Culbertson, Code PE 34/ Trenton, NJ 08628-0176 AT2A (WV2A) (609) 538-6553/6927 - FAX: 6532, Regina Celin	NAWC7	(NAVAIR)
Naval Command Control & Ocean Surveillance Center ATTN: Mr. Ken Campbell, Code 014 San Diego, CA 92151-5000 CS1A, CS2A, CS2B, CS2C, CS2D, CS2E, CS3A, CS3B (619) 553-3014/Hilda Meza 553-2100 (N01A, N02A, N02B, N02C, N02D, N03A, N03B) FAX: (619) 551-1580	NCCOSC	(NOSC)
Naval Civil Engineering Laboratory ATTN: Mr. Nicholas Olah, Code L03BPM/ Port Hueneme, CA 93043-5003 LH2A (CE2A) (805) 982-1089/982-1083, Ms. Mimi Richards FAX: (805) 982-1409	NCEL	(NCEL)

	<u>FY93</u>	<u>FY92</u>
Naval Medical Research & Development Command. Naval Medical Center ATTN: Ms. Chris Eisemann, Code 40B Bethesda, MD 20814-5044 DB2A (MB2A) (301) 295-0882/1423, FAX: (301) 295-4033	NMRDC	(NMRDC)
Naval Personnel Research & Development Center ATTN: Mr. Edmund D. Thomas, Code 01D San Diego, CA 92151-6800 PS2A (NP2A) (619) 553-7820/FAX: (619) 553-7815	NPRDC	(NPRDC)
Naval Research Laboratory 4555 Overlook Avenue, S.W. ATTN: Susan Herrin, Code 1005.1 Washington, DC 20375-5000 RL1A,RL1B,RL1C,RL2B,RL2C,RL2D,RL2E,RL2F,RL2G, RL3A,RL3B,RL3C (202) 767-2432/FAX: (202) 404-8110	NRL1	(NRL)
Naval Surface Warfare Center, Dahlgren Division ATTN: Mr. Robin Staton, Code G06 Dahlgren, VA 22448 SD1A (NS1A) (703) 663-7568/FAX: (703) 663-1754	NSWC1	(NSWC1)
Naval Surface Warfare Center, Dahlgren Division White Oak Detachment ATTN: Mr. Bill Messick, Code R07 Silver Spring, MD 20903-5000 SD2A (NS2A) (301) 394-1137/(301) 394-4631	NSWC2	(NSWC2)
Naval Surface Warfare Center, Dahlgren Division ATTN: Mr. Joe Brumfield, Code H305 Dahlgren, VA 22448 SD2B (NS2B) (703) 663-8414/8411; FAX: (703) 663-8223	NSWC3	(NSWC3)
Naval Surface Warfare Center, Dahlgren Division White Oak Detachment ATTN: Mr. Charles Dickinson, Code R06 Silver Spring, MD 20903-5000 SD3A (NS3A) (301) 394-2493, Nancy FAX: (301) 394-3252	NSWC4	(NSWC4)

	<u>FY93</u>	<u>FY92</u>
Naval Surface Warfare Center, Dahlgren Division White Oak Detachment ATTN: Mr. Tom Ryczek, Code R08 Silver Spring, MD 20903-5000 SD3B (NS3B) (301) 394-1142, FAX: (301) 393-4539	NSWC5	(NSWC5)
Naval Surface Warfare Center, Dahlgren Division White Oak Detachment ATTN: Kathy Lederer, Code B-40 Silver Spring, MD 20903-5000 SD2C (NS2C) (301) 394-3167/Harry Crisp, Code B-05 FAX: (301) 394-3179	NSWC6	(NSWC6)
Naval Surface Warfare Center, Carderock Division ATTN: Mr. Ray Brengs, Code 0116 Bethesda, MD 20084-5000 SC2A (ND2A) (301) 227-1026/FAX: (301) 227-1150	NSWC7	(DTRC1)
Naval Surface Warfare Center, Carderock Division ATTN: Mr. Larry Becker, Code 0114 Bethesda, MD 20084-5000 SC3A (ND3A) (301) 227-1378, FAX: (301) 227-1150	NSWC8	(DTRC2)
Naval Surface Warfare Center, Carderock Division, Annapolis Detachment ATTN: Ivan L. Caplan, Code 0115 Annapolis, MD 21402-5067 SC2B (ND2B) (410) 267-2367, FAX: (410) 267-2638, Bob Hardy	NSWC9	(DTRC3)
Naval Surface Warfare Center, Carderock Division ATTN: Dr. Daniel L. Winegrad, Code 0119 Bethesda, MD 20084-5000 SC1A (ND1A) (301) 227-3490, FAX: (301) 227-1150	NSWC10	(DTRC4)
Coastal System Station - Dahlgren Division Naval Surface Warfare Center 6705 West Highway 98 ATTN: Gail Chambers, Code 10P Panama City, FL 32407-7001 SD3C, SD3D (NC3A, NC3C) (904) 234-4155, FAX: (904) 235-5374	NSWC11	(NCSC)



	<u>FY93</u>	<u>FY92</u>
Naval Training Systems Center 12350 Research Parkway Central Florida Research Park ATTN: Mr. William S. Rizzo, Code 26S Orlando, FL 32826-3224 T02A (NT2A) (407) 380-8138, FAX: (407) 380-4412	NTSC	(NTSC)
Naval Undersea Warfare Center Detachment ATTN: Dr. Donald A. Miller, Code 3491 New London, CT 06320-5594 UN2A (NU2A) (203) 440-4602/FAX: (203) 440-4624	NUWC1	(NUSC1)
Naval Undersea Warfare Center Division Newport ATTN: Mr. David J. Goodrich, Code 8219 Newport, RI 02841-5047 UN3A (NU3A) (401) 841-3259/(401) 841-3560	NUWC2	(NUSC2)
Naval Undersea Warfare Center, Division Newport, New London Detachment New London Laboratory ATTN: Mr. Matt Bolliver, Code 101 New London, CT 06320-5594 UN3B (NU3B) (203) 440-4354, FAX: (203) 440-4016	NUWC3	(NUSC3)
Naval Undersea Warfare Center Division Newport ATTN: Mr. Robert Belenger, Code 2292 Newport, RI 02841-5047 UN3C (NU3C) (401) 841-2648, FAX: (401) 841-4749	NUWC4	(NUSC4)
Naval Undersea Warfare Center, Division Newport Attn: Mr. Richard Schmidt, Code 8211 Newport, RI 02841-5047 UN3D (NC3B) (401) 841-4502/3188/FAX: (401) 841-2146	NUWC5	(NCSC)
Office of Naval Research Research & Technology Directorate 800 North Quincy Street ATTN: David H. Johnson, Code 1243, BCT1, RM428 Arlington, VA 22217-5000 OR1A (OR1A, OR3A) (703) 696-6462, Helen	ONR1	(ONR1)

	<u>FY93</u>	<u>FY92</u>
Office of Naval Research Research & Technology Directorate 800 North Quincy Street ATTN: Dr. Alan Roberts, Code 12E, BCT2, RM1210 Arlington, VA 22217-5000 OR2A (OR2A) (703) 696-2559	ONR2	(ONR2)
Office of Naval Research Research & Technology Directorate 800 North Quincy Street ATTN: Robert A. Peloquin, Code 1242 Arlington, VA 22217-5000 OR3C (OR2C) (703) 696-6462	ONR3	(ONR4)
Office of Naval Research 800 North Quincy Street ATTN: J. Hall, Code 214 Arlington, VA 22217 OT1A, OT1C (OT1A, OT1C) (703) 696-4771, Jim Buss	ONR11	(ONT1)
Applied Research Laboratory Pennsylvania State University Box 30 ATTN: Mr. Ed Liska State College, PA 16801 OT3A (OT3A) (814) 865-1705, FAX: (814) 865-3854	ONR12	(ONT2)
Office of Naval Research 800 North Quincy Street ATTN: Dr. Richard Doolittle, Code 230 Arlington, VA 22217-5000 OT3B (OT3B) (703) 696-5120	ONR13	(ONT3)
Office of Naval Research 800 North Quincy Street ATTN: Ingham A. Mack, Code 224 Arlington, VA 22217-5000 OT2A (OT2A) (703) 696-4791	ONR14	(ONT4)

	<u>FY93</u>	<u>FY92</u>
Office of Naval Research 800 North Quincy Street ATTN: H. S. Piper, Jr., 23AT3 Arlington, VA 22217-5000 OT3C (OT3C) (703) 696-5120/243-1160	ONR15	(ONT9)
Office of Naval Research 800 North Quincy Street ATTN: Mr. Gerry Malecki, 222A Arlington, VA 22217-5000 OT2B (OT2B) (703) 696-4791	ONR16	(ONT5)
Office of Naval Research 800 North Quincy Street ATTN: Jim Gagorik, Code 211 Arlington, VA 22217-5000 OT1D (OT1D) (703) 696-4771	ONR17	(ONT7)
Naval Surface Warfare Center Dahlgren Division White Oak Detachment Attn: Mr. Dave Crowder Silver Spring, MD 20903-5000 OT1C	ONR18	
Space and Warfare Systems Command Department of the Navy ATTN: Mr. Paul McKenzie, PMW-145P2 Washington, DC 20363-5100 XD1A (XD1A) (703) 602-5568, FAX: (703) 602-3734	SPAWAR	(SPAWAR)

TASK SUMMARY - FY93 BASELINE  
DATA RETURN STATUS

CLASS	TSDB DIRECTORY	LAB NAME	BLOCK(S)	MAIL DATE	RETURN DATE	COMMENTS
C	EODTC	NAVAL EXPLOSIVE ORD DISP TECH CEN	E13A	07/16/92	09/09/92	
	HOLD	TEMP DIRECTORY FOR BKD ANALYSTS	OT2C	/ /	/ /	NOT DISTRIBUTED
U	MCRDAC	MARINE CORPS RESCH & ACQUI COMND	HQ1A	07/17/92	09/09/92	
U	NAVAIR	NAVAL AIR SYSTEMS COMMAND	WV1A	/ /	/ /	BUILT BY BKD
U	NAVOBS	U.S. NAVAL OBSERVATORY	BD2A	07/17/92	10/02/92	
U	NAVSUP	NAVY CLOTHING & TEXTILE RESH	NN2A	07/17/92	09/09/92	
		FACIL				
S	NAWC1	NAWC, AIRCRAFT DIV - WARMINSTER	AW1A, 1B, 2A, 3A	07/16/92	10/08/92	
U	NAWC2	NAWC, WEAPONS DIV - CHINA LAKE	AC1A	07/17/92	10/02/92	
U	NAWC3	NAWC, WEAPONS DIV - CHINA LAKE	AC2A	07/17/92	10/02/92	
U	NAWC4	NAWC, WEAPONS DIV - PT. MUGU	AC1B	07/17/92	/ /	
U	NAWC5	NAWC, AIRCRAFT DIV - LAKEHURST	AL1A	07/17/92	09/09/92	
U	NAWC6	NAWC, AIRCRAFT DIV - TRENTON	AT1A	07/17/92	09/22/92	
U	NAWC7	NAWC, AIRCRAFT DIV - TRENTON	AT2A	07/17/92	09/22/92	
U	NAWC8	NAWC, AIRCRAFT DIV - WARMINSTER	CS2E	07/17/92	10/02/92	
S	NCCOSC	NAV COM, CNTRL & OCEAN SURVEIL	CS1A, 2A, 2B, 2C, 2D, 3A, 3B	07/16/92	09/22/92	
U	NCEL	CEN		07/17/92	10/02/92	
U	NMRDC	NAVAL CIVIL ENGINEERING LAB	LH2A	07/17/92	09/09/92	
		NAVAL MEDICAL RESCH & DEV	DB2A			
U	NPRDC	COMND	PS2A	07/17/92	09/22/92	
		NAVAL PERSONNEL RESCH & DEV				
SNE	NRL1	COMND	RL1A-C, RL2B-F, RL3A-B	07/16/92	09/22/92	
U	NRL2	NAVAL RESEARCH LABORATORY	RL3C	07/17/92	/ /	
U	NSWC01	NRL - SSC	SD1A	07/17/92	09/09/92	
U	NSWC02	NSWC, DAHLGREN DIV - DAHLGREN	SD2A	07/17/92	09/22/92	
U	NSWC03	NSWC, DAHLGREN DIV - WHITE OAK	SD2B	07/17/92	10/02/92	
U	NSWC04	NSWC, DAHLGREN DIV - DAHLGREN	SD3A	07/16/92	10/02/92	
C	NSWC05	NSWC, DAHLGREN DIV - WHITE OAK	SD3B	07/16/92	09/09/92	

TASK SUMMARY - FY93 BASELINE  
DATA RETURN STATUS

CLASS	TSDB DIRECTORY	LAB NAME	BLOCK(S)	MAIL DATE	RETURN DATE	COMMENTS
U	NSWC06	NSWC, DAHLGREN DIV - WHITE OAK	SD2C	07/17/92	/	
U	NSWC07	NSWC, CARDEROCK DIV, CARDEROCK	SC2A	07/17/92	09/09/92	
U	NSWC08	NSWC, CARDEROCK DIV, CARDEROCK	SC3A	07/16/92	09/09/92	
C	NSWC09	NSWC, CARDEROCK DIV, ANNAPOLIS	SC2B	07/17/92	09/09/92	
U	NSWC10	NSWC, CARDEROCK DIV, CARDEROCK	SC1A	07/16/92	09/09/92	
C	NSWC11	NSWC, CARDEROCK DIV, COSTAL	SD3C, SD3D	07/16/92	10/08/92	
C	NTSC	SYS				
U	NIWC1	NAVAL TRAINING SYSTEMS CENTER	TO2A	07/17/92	09/09/92	
U	NIWC2	NIWC, NEW LONDON	UN2A	07/17/92	/	
C	NIWC3	NIWC, NEWPORT	UN3A	07/16/92	10/02/92	
SNF	NIWC4	NIWC, NEW LONDON	UN3B	07/16/92	10/08/92	
U	NIWC5	NIWC, NEWPORT	UN3C	07/17/92	09/09/92	
C	OHR1	OFFICE OF NAVAL RESEARCH	UN3D	07/16/92	09/09/92	
U	OHR2	OFFICE OF NAVAL RESEARCH	OR1A	07/16/92	/	
U	OHR3	OFFICE OF NAVAL RESEARCH	OR2A	07/16/92	09/09/92	BUILT BY BKD
U	OHT1	OFFICE OF NAVAL TECHNOLOGY/PSU	OR3C	/	/	
S	OHT2	OFFICE OF NAVAL TECHNOLOGY	OT1A, OT1C	07/16/92	09/09/92	
C	OHT3	OFFICE OF NAVAL TECHNOLOGY	OT2A	07/16/92	09/22/92	
C	OHT4	OFFICE OF NAVAL TECHNOLOGY	OT3B	07/16/92	/	
U	OHT5	OFFICE OF NAVAL TECHNOLOGY	OT2A	07/16/92	09/09/92	
U	OHT6	OFFICE OF NAVAL TECHNOLOGY	OT3C	07/16/92	09/09/92	
C	SPAWAR	SPACE AND WARFARE SYSTEMS	OT2B	/	/	BLOCK PLAN NOT COMPLETE
C		COMHND	XD1A	/	/	



## General Instructions

# The ONT Task Summary Data Collection System

Version 2.30

February 1992

Prepared for

**The Office of Naval Technology**  
800 North Quincy Street  
Arlington, Va. 22217-5000



## General Instructions


# The ONT Task Summary Data Collection System

**Version 2.40**

**July 1992**

Prepared for:

**The Office of Naval Technology**  
800 North Quincy Street  
Arlington, Va. 22217-5000



## General Instructions

# The ONT Task Summary Data Collection System

**Version 2.50**

**November 1992**

Prepared for:

**The Office of Naval Technology**  
800 North Quincy Street  
Arlington, Va. 22217-5000





## **General Instructions**

# **The ONR Task Summary Data Collection System**

**Version 2.60**

**March 1993**

**Prepared for**

**The Office of Naval Research  
800 North Quincy Street  
Arlington, Va. 22217-5000**



## General Instructions

# **The ONR Task Summary Data Collection System**

**Version 3.00**

**August 1993**

Prepared for

**The Office of Naval Research**  
800 North Quincy Street  
Arlington, Va. 22217-5000

APPENDIX B

DELIVERABLES UNDER TASK 2

ONT SYSCOM Needs Data Base FY92-93 (U), May 1992  
(Cover and front matter only - Document is classified)

Sample SYSCOM Need Report

6.2 Investment Related to SYSCOM "Critical" Needs

SYSCOM Needs Tabulation

~~Secret~~

BKD #11167-S-92

Copy \_\_\_\_\_



# **The ONT SYSCOM Needs Data Base FY 92-93 (U)**

**May 1992**

Unclassified Upon Removal from Full Document

Prepared for:

**The Office of Naval Technology  
800 North Quincy Street  
Arlington, Va. 22217-5000**

(Cover Only - Document not included due to classification)

**Classified By: Multiple Sources  
Declassify On: OADR**

~~Secret~~



~~SECRET~~

DEPARTMENT OF THE NAVY  
OFFICE OF THE CHIEF OF NAVAL RESEARCH  
ARLINGTON, VIRGINIA 22217-5000

N REPLY REFER TO

3912

Ser 20PD/250

MAY 07 1992

SECRET -- Unclassified upon removal of enclosure (1)

From: Chief of Naval Research  
To: Distribution

Subj: ONT/SYSCOM NEEDS DATA BASE

Ref: (a) CNR letter, Ser 20P3/91C008, dated May 20, 1991

Encl: (1) The ONT SYSCOM Needs Data Base FY92-93 (U)

1. Enclosure (1) is a compilation of recently updated SYSCOM Needs. The ONT SYSCOM Needs Data Base now reflects SYSCOM inputs made during the Spring of 1992.

2. Claimants should use enclosure (1) to match the tasks in their FY93 Block Plans to SYSCOM Needs. The instructions for linking tasks to Needs were provided in reference (a) for last year's Block Plans. These instructions remain valid and will be repeated in the next issuance of the Block Program Guidance (for FY 93) which will be promulgated on 20 May 1992.

3. Comments on the format and contents of enclosure (1) are welcome. Please make your recommendations or suggestions to Mr. Robert Zurcher, Code 20PX, (703) 696-4453 or Autovon (8) 226-4453.

*Paul W. Quinn*  
PAUL QUINN  
By direction

~~SECRET~~

UNCLASSIFIED

Subj: ONT/SYSCOM NEEDS DATA BASE

Distribution:

CG, MCRDAC (AW)  
ONT (21, 22, 23)  
OCNR (124)  
COMNAVAIRSYSCOM (05TA)  
COMSPAWARSYSCOM (23A)  
COMNAVFACENGCOM (03T)  
COMNAVSEASYSYSCOM (06H)  
COMNAVSUPSYSCOM (641)  
COMNAVMEDRSCHDEVCOM (04A)  
COMNAVSURFWARCEN  
COMNAVUNSEAWARCEN  
COMNAVAIRWARCEN  
COMMANDER, NCCOSC  
NAVAL OBSERVATORY, SCIENTIFIC DIR.  
DIR ARL/PENN STATE UNIVERSITY  
COMNAVSURFWARCEN, CARDEROCK DIV (011)  
COMNAVSURFWARCEN, DAHLGREN DIV. (N30)  
COMNAVSURFWARCEN, DAHLGREN DIV. WOD (D-4)  
CO NAVSURFWARCEN, CRANE DIV.  
CO NAVSURFWARCENCOASTSYSSTA DIV, PANAMA CITY (20)  
COMNAVAIRWARCEN ACDIV, PATUXENT  
COMNAVAIRWARCEN ACDIV, WARMINSTER (01B)  
COMNAVAIRWARCEN ACDIV, LAKEHURST (9013R)  
COMNAVAIRWARCEN ACDIV, TRENTON (PE-31)  
COMNAVAIRWARCEN WPNDIV, CHINA LAKE (01T, 031)  
COMNAVAIRWARCEN WPNDIV, PT MUGU  
CO NCCOSC, RDT&E DIV, SAN DIEGO (014)  
CO NCEL (L-03B)  
CO NEODTC (AD)  
CO NRL, WASHINGTON, DC (1006)  
CO NRL, STENNIS SPACE CENTER (113)  
CO NPRDC (01D)  
CO NTSC (2B)  
CO NUWC DETACHMENT, NEW LONDON (10)

UNCLASSIFIED

UNCLASSIFIED

TABLE OF CONTENTS

	<u>Section</u>
Marine Corps Needs. . . . .	1
NAVFAC Needs. . . . .	2
NMRDC Needs . . . . .	3
NAVSEA Needs. . . . .	4
NAVSUP Needs. . . . .	5
NAVAIR Needs. . . . .	6
SPAWAR Needs. . . . .	7

UNCLASSIFIED

# UNCLASSIFIED

DATE: 05/11/92

MARCOR NEEDS

PAGE: 3

(U) SYSCOM NEED ID: NBC DEFENS 1.05 UNCLASSIFIED  
 (U) NEED TITLE: NUCLEAR/BIOLOGICAL/CHEMICAL (NBC) DEFENSE .1  
 (U) UNIQUE ONT ID: C30005 MAT: FB,MB,PS  
 (U) FY91 CROSS REF: C0001 (U) FY92 CROSS REF: C20004  
 NEED STATEMENT:  
 (U) NBC RECONNAISSANCE, DETECTION, IDENTIFICATION AND WARNING FOR MARCOR OPERATIONS.

(U) NEED PRIORITY BY TERM: IMMEDIATE NEAR TERM FAR TERM  
 (1-3 YRS) (3-6 YRS) (6-15 YRS)

(1 = CRITICAL 2 = ESSENTIAL <sup>2</sup> 3 = IMPORTANT 4 = ROUTINE)

(U) ONT MISSION AREAS:

AAW	ASUW/STRIKE	AMW	X	EW
SHIPS	AIRCRAFT	C3I		SSUP
MSUP	ASW	SUBS		MIW
SPW				

NEED DESCRIPTION/JUSTIFICATION:

(U) MOBILE, STANDOFF NBC RECONNAISSANCE SYSTEMS AND IMPROVED SAMPLING AND FIELD ANALYSIS CAPABILITIES FOR MARINE CORPS OPERATIONS. BIODETECTION CAPABILITY FOR RECONNAISSANCE PERSONNEL.

(U) SYSCOM NEED ID: NBC DEFENS 1.06 UNCLASSIFIED  
 (U) NEED TITLE: NUCLEAR/BIOLOGICAL/CHEMICAL (NBC) DEFENSE .1  
 (U) UNIQUE ONT ID: C30006 MAT: FB,MB,PS  
 (U) FY91 CROSS REF: C0001 (U) FY92 CROSS REF: C20005  
 NEED STATEMENT:  
 (U) NBC RECONNAISSANCE, DETECTION, IDENTIFICATION AND WARNING FOR MARCOR OPERATIONS.

(U) NEED PRIORITY BY TERM: IMMEDIATE NEAR TERM FAR TERM  
 (1-3 YRS) (3-6 YRS) (6-15 YRS)

(1 = CRITICAL 2 = ESSENTIAL <sup>2</sup> 3 = IMPORTANT 4 = ROUTINE)

(U) ONT MISSION AREAS:

AAW	ASUW/STRIKE	AMW	X	EW
SHIPS	AIRCRAFT	C3I	X	SSUP
MSUP	ASW	SUBS		MIW
SPW				

NEED DESCRIPTION/JUSTIFICATION:

(U) NETWORKING SYSTEMS FOR NBC DETECTORS AND INTEGRATION/AUTOMATION OF NBC CONTROL CENTER ACTIVITIES (WARNING AND REPORTING) INTO FUTURE MARINE CORPS COMMAND AND CONTROL CONCEPTS.

UNCLASSIFIED





## 6.2 Investment Related to SYSCOM "Critical" Needs

1-3 Years	3-6 Years	6-15 Years
275 CRITICAL NEEDS*	441 CRITICAL NEEDS*	268 CRITICAL NEEDS*
565 Tasks/\$176,624K	572 Tasks/\$179,213K	406 Tasks/\$131,674K

- 657 Tasks/\$211,371 Address SYSCOM Critical Needs
- Over 53% of the 6.2 Program Aimed at Critical Needs

\* A given need can apply to more than one timeframe



## SYSCOM Needs Tabulation

SYSCOM	Total Needs Identified	Needs Referenced in 6.2 Program	Remaining	Percent Coverage
NAVSEA	802	683	119	85%
NAVAIR	39	24	15	62%
SPAWAR	114	86	28	75%
NAVSUP	9	8	1	89%
NAVFAC	36	30	6	83%
MARCOR	84	72	12	86%
NMPDC	30	24	6	80%
TOTALS	1114	927	187	83%

## APPENDIX C

### DELIVERABLES UNDER TASK 3

Memorandum for the Record from Tom Brophy, 6 April 1992, with Attachment

Memorandum from Rosemary Jerz to Tom Brophy, 27 July 1992

Memorandum for the Record from Rosemary Jerz, 28 July 1992, with Attachment

Process Flow Diagram - Electronic Signature - Addendum

Short Set of Instructions for ES

Procurement Request Electronic Signature System Short Set of Instructions

Process Flow Diagram - Electronic Signature - Procurement Request (PR)

Process Specification for FY93 Electronic Signature Addendum (AD) System, January 1993 (cover only due to bulk)

Process Specification for FY93 Electronic Signature Procurement Request (PR) System, January 1993 (cover only due to bulk)

Process Specification for FY93 Electronic Signature Program Change (PC) System, January 1993 (cover only due to bulk)

Process Specification for FY93 Electronic Signature Utility (ESUTILS) System, February 1993 (cover only due to bulk)

Process Specification for FY93 Electronic Signature Reports System, May 1993 (cover only due to bulk)

Matrix of ES Data Bases by Category and System, 19 November 1992

B-K DYNAMICS, INC.

6 April 1992

MEMORANDUM FOR RECORD

From: Tom Brophy

Subj: MEETING AT ONT, 3 APRIL 1992

On 3 April 1992, Earl McKenzie and Bob Zurcher met with Rosemary Jerz, H. J. "Mac" McElderry, and Tom Brophy to discuss the development of a reports module to complement the electronic signature/budget execution system.

The note at Attachment 1 was developed as a baseline for the discussion and it provided much of the detail regarding specific reports. During the meeting, Earl McKenzie established the following priorities for work on the reports:

<u>Priority</u>	<u>Title</u>
1	Transaction Summary (Item 5B) - Listing of PCs by project
2	Transaction Report (Item 4) - Historical PR, AD & PC transactions
3	Obligated/Expended Funds (Item 2) - Budget execution status against ONT/Navy plans
4	Transaction Summary PR1 (Item 5C) - Listing of PRs by addressee code (first sequence)
5	Transaction Summary PR1 (Item 5C) - Listing of PRs by PR number (second sequence)
6	Transaction Summary PR2 (Item 5D) - Listing of PRs funded from other than 6.2 sources
7	Project Status Report (Item 1) - Primary management overview.

NOTE: Item 5A, the Addendum Summary Report is not needed. Item 1 replaces 5A.

MEMORANDUM FOR RECORD

6 April 1992

Page 2

The following general comments were provided as guidance for reports programming:

- Reports should be designed as a separate module.
- Graphics to support the obligated/expended report should be based on LOTUS 2.2.
- The obligated/expended report will be based on the STARS report and will reflect both the ONT obligation targets and the Navy-wide plan.
- The module should allow the Budget Execution Monitor to read any of the reports "to file" so that it can be reviewed by others on the LAN.

cc: Earl McKenzie  
Bob Zurcher  
Rosemary Jerz  
H. J. McElderry

3 April 1992

## REPORTS DEVELOPMENT FOR ELECTRONIC SIGNATURE MODULE

These notes outline the ES reports requested on 1 April 1992 and are intended for use as a baseline for a follow-on meeting with ONT.

1. Project Status Report designed by code 20 (Low Priority by this time)
  - Important at the start of a fiscal year.
  - One line item per project.
  - Printed report grouped by block.
  - Screen report shows one project per screen.
  - Need a data source for 20/2x release percents and block plan approval status. Enter this data using the existing ESTUILS option.
2. Obligated/Expended funds, percents and ratios (High Priority)
  - Overall requirement is not clearly defined.
  - This report is more important toward the middle and end of a fiscal year.
  - Need to add an ESUTILS option to collect the data.
  - The data source is the STARS report Earl receives several times a month from Tom Payne. This report shows obl/exp data by project.
  - Every Friday BEM receives an obl/exp report at the PE level.
  - The actual monthly obl/exp data for each project must be entered and updated several times throughout the month using the utility system.
  - This report would compare actual obl/exp data against preset PE targets.
  - There are two sets of targets both at the PE level:
    - ONT obligation plan
    - Navy-wide plan
  - Unsure which target set is most used by management.
  - PE Targets established for each month of the fiscal year.
  - Save the PE targets in a master database.
  - Report shows how each PE, activity, block and project compare to the targets. Allows ONT to ID the level where problems exist.
  - Allow user to print obligate/expended data for all projects or limit the report to a single PE, activity block or project.
  - Allow the user to view obligated/expended data for a particular PE, activity, block or project
  - Note on Graphics:
    - ONT must establish criteria.
    - Bob suggested writing a program to export ES data to special databases or ASCII files then import the data into LOTUS and use the LOTUS graphics capabilities.
    - This two step process may not be the best solution.
    - B-K will compare the LOTUS approach to programming graphics using DGE 4.0.
    - B-K will determine which approach provides the more user friendly access to ES graphics.

3. Local Reprogramming (Not needed)

- We discussed a report showing local reprogramming of projects by the labs. Earl McKenzie indicated that an existing report meets his needs.

4. Transactions (High Priority)

- Print and view historical (approved) PR, AD and PC transactions
- BK can reuse major portions of code from the existing PR and AD systems.
- The PC system already allows 20P1 to view and print historical PCs. Reuse this code as-is.

5. Other Reports (Priorities noted)

A. Transaction Summary - Addendum (Medium Priority)

(Print/View Format)

Block: XXXX/XX XX

Ammendment Number: XXXXXXXXXXXXXXXXXXXX Last Amendment: XXXXXX

Percent: XXX

Project	ACRN	Title	Revised Cumulative Amount	Revised Planned Amount
-----	----	-----	-----	-----
XXXXXXX	XX	XXXXXXXXXXXXXXXXXXXXXXXXXXXXXXXXXXXX	99,999,999	99,999,999
.		.	.	.
.		.	.	.
XXXXXXX	XX	XXXXXXXXXXXXXXXXXXXXXXXXXXXXXXXXXXXX	99,999,999	99,999,999
			-----	-----
		Block XXXX/XX Totals:	99,999,999	99,999,999

- Fits 80 column display and standard 8 1/2 x 11 paper
- Group by block/seq number
- One line item per project
- Total by block/sequence
- Allow user to print all projects by block/seq or limit the report to a particular block/sequence
- Allow user to select and view one block/seq at a time

5B. Transaction Summary - Program Change (High Priority)

(Print/View Format)

PE: XXXXXX XXXXXXXXXXXXXXXXXXXXXXXXXXXX

Activity: XXXXXXXX

Block: XXXX XX

Project: XXXXXXXX XXXXXXXXXXXXXXXXXXXXXXXXXXXXXXXX

PC #	Date	Allocation	Deferral	Withholding	Available
XXXX	99/99/99	999,999,999	999,999,999	999,999,999	999,999,999
:	:	:	:	:	:
:	:	:	:	:	:
XXXX	99/99/99	999,999,999	999,999,999	999,999,999	999,999,999
Proj totals:		999,999,999	999,999,999	999,999,999	999,999,999

- Fits 80 column display and standard 8 1/2 x 11 paper
- Group by PE, activity, Block and project.
- The first project line shows the initial allocation.
- The next lines show the PCs that changed the project.
- Total by project.
- Allow user to print all projects or limit the report to a particular block, activity or PE.
- Allow user to select and view one project at a time.



5C. Transaction Summary - Procurement Request Report 1 (Medium Priority)

(Print Format)

Date: ##/##/## FINAL PROCUREMENT REQUESTS BY ADDRESSEE Page: XXX

Addressee Code	PR Num	DATE	PE/Project	Funds
XXXXXXXXXXXXXXXXXXXX	9999	##/##/##	XXXXXX/XXXXXXXXXXXXXXXXXXXX	999,999,999
:	:	:	:	:
:	:	:	:	:
:	:	:	:	:
	9999	##/##/##	XXXXXX/XXXXXXXXXXXXXXXXXXXX	999,999,999
			XXXXXX/XXXXXXXXXXXXXXXXXXXX	999,999,999
				-----
			PR 9999 Total:	999,999,999
	9999	##/##/##	XXXXXX/XXXXXXXXXXXXXXXXXXXX	999,999,999
:	:	:	:	:
:	:	:	:	:
:	:	:	:	:
	9999	##/##/##	XXXXXX/XXXXXXXXXXXXXXXXXXXX	999,999,999
				-----
			Addressee Total:	999,999,999
XXXXXXXXXXXXXXXXXXXX	9999	##/##/##	XXXXXX/XXXXXXXXXXXXXXXXXXXX	999,999,999
:	:	:	:	:
:	:	:	:	:
:	:	:	:	:
	9999	##/##/##	XXXXXX/XXXXXXXXXXXXXXXXXXXX	999,999,999
				-----
			Addressee Total:	999,999,999
:	:	:	:	:
:	:	:	:	:
			Report Total:	999,999,999

- Fits standard 8 1/2 x 11 paper.
- List PR data alphahbetically by addressee code.
- Show PR total for PRs with more than one funding source.
- Addressee total. Report total.
- Print entire report - do not allow user to select a particular addressee

D. Transaction Summary - Procurement Request Report 2a (Medium Priority)  
(Print Format)

Date: ##/##/##

FINAL PROCUREMENT REQUESTS  
Outside Source Funds

Page: XXX

PR Num	Date	Addressee Code	PE/Project	Funds
9999	##/##/##	XXXXXXXXXXXXXXXXXXXXX	XXXXXX/XXXXXXXXXXXXXXXXXXXXX	999,999,999
:	:	:	:	:
:	:	:	:	:
9999	##/##/##	XXXXXXXXXXXXXXXXXXXXX	XXXXXX/XXXXXXXXXXXXXXXXXXXXX	999,999,999
			XXXXXX/XXXXXXXXXXXXXXXXXXXXX	999,999,999
				-----
			PR 9999 Total:	999,999,999
9999	##/##/##	XXXXXXXXXXXXXXXXXXXXX	XXXXXX/XXXXXXXXXXXXXXXXXXXXX	999,999,999
:	:	:	:	:
:	:	:	:	:
9999	##/##/##	XXXXXXXXXXXXXXXXXXXXX	XXXXXX/XXXXXXXXXXXXXXXXXXXXX	999,999,999
:	:	:	:	:
:	:	:	:	:

Report Total: 999,999,999

- Fits standard 8 1/2 x 11 paper.
- Report a: list all PRs with 'OUTSIDE SOURCE' funds by PR number
  - Only list outside sources: PRDATA2->PENUM = 'NON6.2'
- Report b: list all PRs with all funding sources sequentially by PR number
- Show PR total for PRs with more than one funding source listed.
- Report total.
- Print entire report - do not allow the user to limit the report.

Date: ##/##/##

Obligated and Expended Report

Page: ###

PE: XXXXXX XX

##/## Targets

Obligated  
ONT / NAVY

Expended  
NAVY

### % / ### %

### %

Activity: XXXXXXXX

Block: XXXX/XX XX

Project	Allocation	##/## Funds Obligated	Percent Obligated	##/## Funds Expended	Percent Expended
XXXXXXX	###,###,###	###,###,###	### %	###,###,###	### %
.	.	.	.	.	.
XXXXXXX	###,###,###	###,###,###	### %	###,###,###	### %
Block Totals:	###,###,###	###,###,###	### %	###,###,###	### %
.	.	.	.	.	.
Activity Totals:	###,###,###	###,###,###	### %	###,###,###	### %
.	.	.	.	.	.
PE Totals:	###,###,###	###,###,###	### %	###,###,###	### %

5C. Transaction Summary - Procurement Request Report 1 (Medium Priority)  
(Print Format)

Date: ##/##/## FINAL PROCUREMENT REQUESTS BY ADDRESSEE Page: XXX

Addresssee Code	PR Num	DATE	Task Title PE/Project	Funds
XXXXXXXXXXXXXXXXXX	9999	##/##/##	XXXXXXXXXXXXXXXXXXXXXXXXXXXXXXXXXXXX XXXXXX/XXXXXXXXXXXXXXXXXXXX	999,999,999
	9999	##/##/##	XXXXXXXXXXXXXXXXXXXXXXXXXXXXXXXXXXXX XXXXXX/XXXXXXXXXXXXXXXXXXXX XXXXXX/XXXXXXXXXXXXXXXXXXXX	999,999,999 999,999,999
	9999	##/##/##	XXXXXXXXXXXXXXXXXXXXXXXXXXXXXXXXXXXX XXXXXX/XXXXXXXXXXXXXXXXXXXX	999,999,999
			PR 9999 Total:	999,999,999
	9999	##/##/##	XXXXXXXXXXXXXXXXXXXXXXXXXXXXXXXXXXXX XXXXXX/XXXXXXXXXXXXXXXXXXXX	999,999,999
	.	.	.	.
	.	.	.	.
	.	.	.	.
			XXXXXXXXXXXXXXXXXXXXXXXXXXXX Total:	999,999,999

XXXXXXXXXXXXXXXXXXXX 9999 ##/##/## XX

Report Total: 999,999,999

- Fits wide carriage paper - local dot matrix printer
- List PR data alphabetically by addressee code.
- Show PR total for PRs with more than one funding source.
- Addressee total. Report total.
- Print entire report - do not allow user to select a particular addressee

5D. Transaction Summary - Procurement Request Report 2b (Medium Priority)  
(Print Format)

Page: XXX

## FINAL PROCUREMENT REQUESTS

Date: 22/11/2022

[illegible]

- Fits wide carriage paper - local dot matrix printer
- Report b: list all PRs with all funding sources sequentially by PR number
- Show PR total for PRs with more than one funding source listed.
- Report total.
- Print entire report - do not all the user to limit the report.

**5D. Transaction Summary - Procurement Request Report 2a (Medium Priority)**  
**(Print Format)**

**Date: ##/##/##**

**FINAL PROCUREMENT REQUESTS**

**Outside Source Funds**

**Page: XXX**

PR Num	Date	Task Title	Addressee PE/Project	Funds
9999	##/##/##	XXXXXXXXXXXXXXXXXXXXXXXXXXXXX	XXXXXXXXXXXXXXXXXXXXXXXXXX	
.	.	.	.	. .
.	.	.	.	. .
.	.	.	.	. .
9999	##/##/##	XXXXXXXXXXXXXXXXXXXXXXXXXXXXX	XXXXXXXXXXXXXXXXXXXXXXXXXX	
			XXXXXX/XXXXXXXXXXXXXXXXXX	999,999,999
			XXXXXX/XXXXXXXXXXXXXXXXXX	999,999,999
			XXXXXX/XXXXXXXXXXXXXXXXXX	999,999,999
			PR 9999 Total:	999,999,999
9999	##/##/##	XXXXXXXXXXXXXXXXXXXXXXXXXXXXX	XXXXXXXXXXXXXXXXXXXXXXXXXX	
.	.	.	XXXXXX/XXXXXXXXXXXXXXXXXX	999,999,999
.	.	.		

**Report Total : 999,999,999**

- Fits wide carriage paper - local dot matrix printer
- Report a: list all PRs with "OUTSIDE SOURCE" funds by PR number
  - Only list outside sources: PRDATA2->PENUM = 'NON6.2'
- Show PR total for PRs with more than one funding source listed.
- Report total.
- Print entire report - do not all the user to limit the report.

27 July 1992

MEMORANDUM FOR: Tom Brophy

FROM: Rosemary Jerz

SUBJECT: ES Obligated and Expended Reports/Graphics

ONT needs to track obligated and expended (O&E) dollars at the project level for each month of the fiscal year. BKD will develop reports and a graphic capability to compare the actual obligated and expended ratios to the monthly Navy and ONT targets.

BKD proposes adding several new data bases to the ES system to help track Navy/ONT O&E targets and actual O&E dollars for each project:

- o NAVYTGTS.DBF - 1 record, no index file

Navy O&E targets for each month of the fiscal year. ONT applies these Navy wide targets to any data level (i.e. PE, lab, block and project). The targets reflect a percent of allocated dollars.

Field	Type	Size
-----	-----	-----
OCT_N_OBL	NUMERIC	3
OCT_N_EXP	NUMERIC	3
NOV_N_OBL	NUMERIC	3
NOV_N_EXP	NUMERIC	3
.	.	.
.	.	.
SEP_N_OBL	NUMERIC	3
SEP_N_EXP	NUMERIC	3

- o ONTTGTS.DBF - 14 records, indexed on PENUM

ONT obligated targets for each month of the fiscal year. These targets reflect a percent of allocated dollars at the PE level.

Field	Type	Size
-----	-----	-----
PENUM	CHAR	6
OCT_O_OBL	NUMERIC	3
NOV_O_OBL	NUMERIC	3
.	.	.
.	.	.
SEP_O_OBL	NUMERIC	3

- o PJOBLEXP.DBF - over 400 records, indexed on PROJNUM

Cumulative obligated, expended and allocated dollars for each month of the fiscal year at the project level.

Field	Type	Size
-----	-----	-----
PROJNUM	CHAR	7
OCT_OBL	NUMERIC	9
OCT_EXP	NUMERIC	9
OCT_ALLOC	NUMERIC	9
NOV_OBL	NUMERIC	9
NOV_EXP	NUMERIC	9
NOV_ALLOC	NUMERIC	9
.	.	.
.	.	.
.	.	.
SEP_OBL	NUMERIC	9
SEP_EXP	NUMERIC	9
SEP_ALLOC	NUMERIC	9

ONT will use existing STARS data as the source for project allocated, obligated and expended dollars. ONT will get weekly O&E data in dBASE format for non-Syscom projects. ONT will enter data for Syscom projects from hardcopy reports.

BKD will write a conversion utility to map the O&E STARS data into the PJOBLEXP data base. The utility must convert STARS projects and tasks to ONT project numbers and will change any fifth digit zeros to 'O's. A screen message will note any other mapover discrepancies.

- o CUR1XXXX.DBF - O&E data from STARS

End of week cumulative allocated, obligated and expended dollars at the project level. The last four characters of the file name and the date field indicate the date the data was taken from STARS. These files will be made available on the S: drive of the OASIS network.

Field	Type	Size	Decimal
-----	-----	-----	-----
PROJECT	Char	5	
TASK	Char	3	
AUTHOR	Num	15	2
OBLIG	Num	15	2
DISB	Num	15	2
DATE	Date	8	



o PROJTRAN.DBF - Project translation table

Lookup table to translate STARS "projects and tasks" to ONT project numbers. This file will be on the S: drive of the OASIS network.

Field	Type	Size
-----	-----	----
PROJECT	Char	5
TASK	Char	3
RESPROJ	Char	7

20P1 will retrieve the weekly O&E files from the OASIS network. Since the accounting books for a given month often close during the next month, 20P1 will indicate the month into which the data will be mapped.

BKD will create another option to manually update O&E data for Syscom projects, user selected projects and NAVY/ONT targets.

ONT has approved the O&E report format at Attachment 1. BKD will code this report and make it available thorough the ESRPTS system. The user will be able to print or view this report for all or a selected portion of the 6.2 projects.

For O&E graphics, ONT wants to import data from the ES system into Lotus 1-2-3 spreadsheets then generate and print the corresponding graphs. ONT requested two types of O&E graphs: O&E fiscal summary line graphs and end-of-month PE O&E clustered bar graphs. Examples of these graphs are at Attachment 2.

BKD will create an ESRPTS routine to write O&E fiscal summary data to temporary dBASE files for importing into Lotus:

o FYOETMP1.DBF - 6 records

Each record in this data base corresponds to a line on the fiscal summary graph: actual allocated, Navy obligated target, ONT obligated target, actual obligated, Navy expended target and actual expended. The Group\_by field identifies the summary level for the graph (i.e. PENUM, lab name, block or PROJNUM).

Field	Type	Size
-----	-----	----
LINE_TYPE	CHAR	20
GROUP_BY	CHAR	7
AS_OF_DATE	DATE	8
OCT_FUND	NUMERIC	9
NOV_FUND	NUMERIC	9
.	.	.
.	.	.
SEP_FUND	NUMERIC	9

o FYOETMP2.DBF

This data base is similar to FYOETMP1 but holds percents instead of dollars.

Field	Type	Size
-----	-----	----
LINE_TYPE	CHAR	20
GROUP_BY	CHAR	7
AS_OF_DATE	DATE	8
OCT_PCT	NUMERIC	3
NOV_PCT	NUMERIC	3
.	.	.
.	.	.
.	.	.
SEP_PCT	NUMERIC	3

BKD will develop another ESRPTS routine to write end-of-month PE O&E data to a temporary dBASE file:

o PEOETEMP.DBF - 14 records

Field	Type	Size
-----	-----	----
PENUM	CHAR	6
AS_OF_DATE	DATE	8
ALLOCATED	NUMERIC	9
OBLIGATED	NUMERIC	9
EXPENDED	NUMERIC	9

After the ESRPTS system writes O&E data to the temporary dBASE files, the user must follow these steps to view and print the corresponding graphs:

1. Enter 'LOTUS' from the DOS prompt to run the Lotus 1-2-3 Access System.
2. Select the TRANSLATE option from the Access System's main menu.
3. Select to translate a file from dBASE III format to 1-2-3 Release 2 format and press ESC to continue.
4. Enter the path and name for the dBASE III source file.
5. Edit the default destination 1-2-3 file name or press ENTER to accept the default name.
6. Choose YES to proceed with the translation.
7. When file translation is complete, press ESC twice and select YES to return to the Access System's main menu.
8. From the main menu, select 1-2-3 to enter the Lotus worksheet system.
9. Select the File/Retrieve option to retrieve the end-of-month PE O&E template worksheet file named EOMPEOE.WK1 or the O&E fiscal summary template worksheet file named OEFYSMRY.WK1.
10. Use the File/Combine/Copy/Entire-File option to read

the newly translated 1-2-3 file into the bottom of the template worksheet.

11. Use the File/Copy option to copy the new data rows into the top of the spreadsheet. Adjust imbedded formulas and range formats as necessary.
12. Select the Graph/Options/Titles option to update the graph titles.
13. Press F10 to view the graph and then any key to return to the spreadsheet.
14. Use the File/Save option to save the spreadsheet and graph under a new name, for example: PEOE0592.WK1 for PE obligated and expended data for May 1992 and OE92PE11.WK1 for PE 62111N O&E summary data for FY92.
15. Select the Quit option and choose YES to confirm return the Access System's main menu.
16. Use the PRINTGRAPH utility available from the main menu to print the graph.

Date: ##/##/##

Obligated and Expended Report

Page: ###

PE: XXXXXX XX

##/## Targets

Obligated  
ONT / NAVY

Expended  
NAVY

### % / ### %

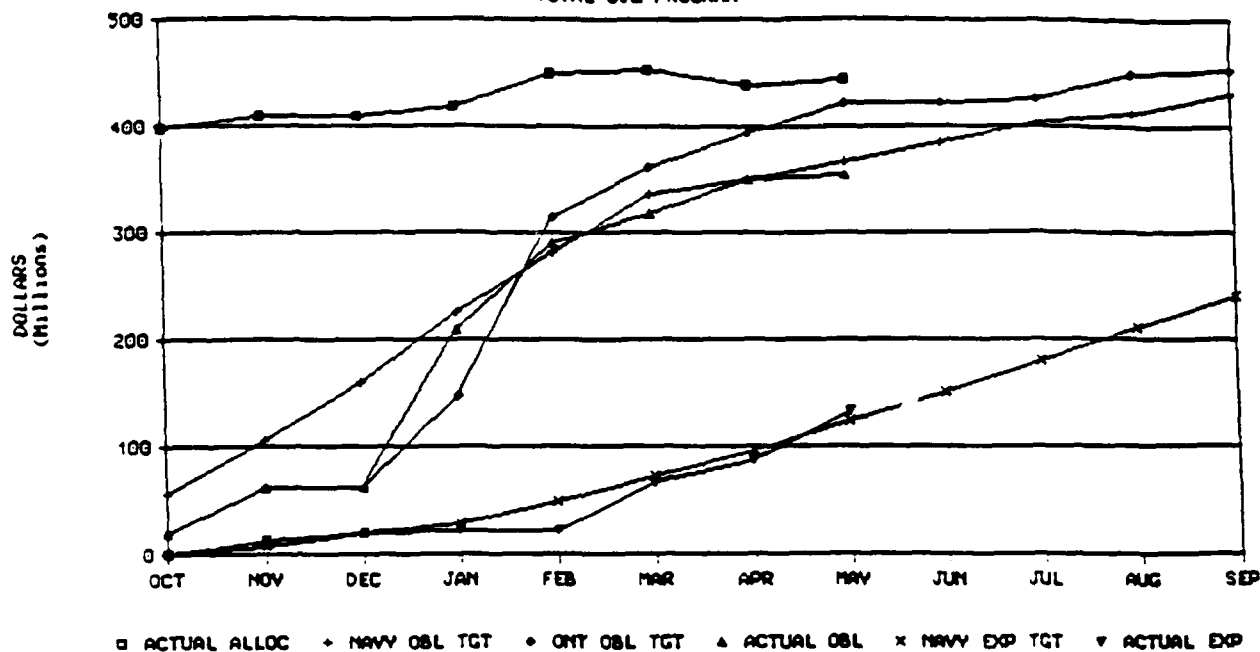
### %

Activity: XXXXXXXX

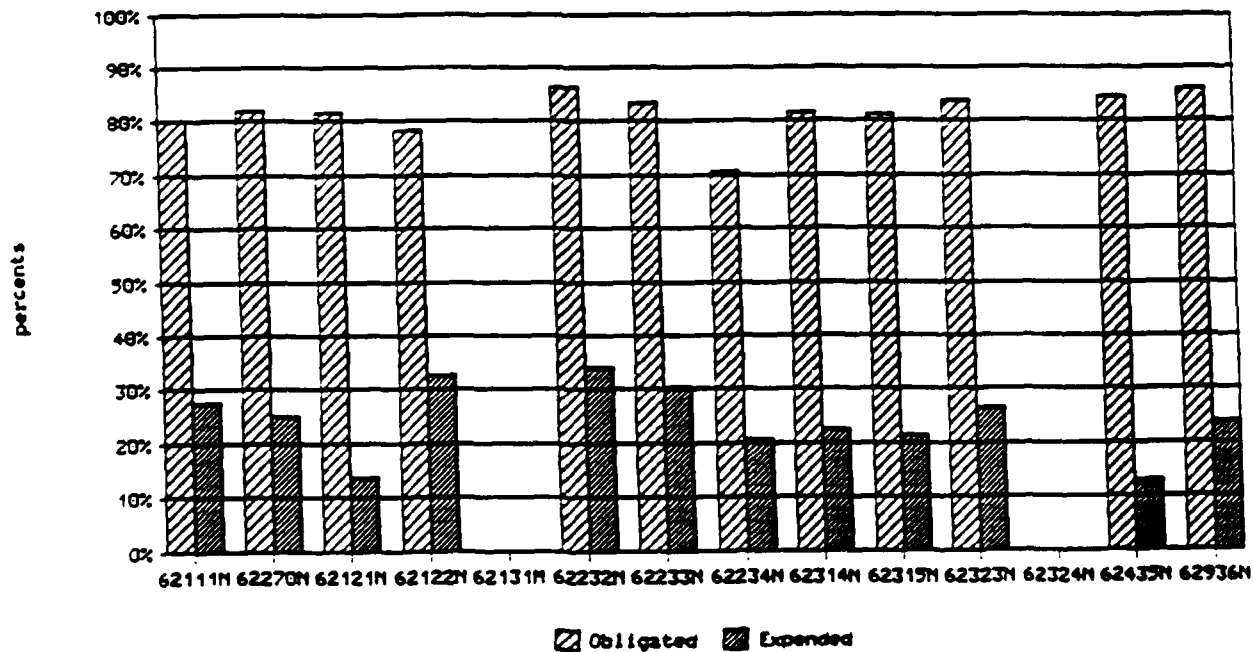
Block: XXXX/XX XX

Project	Allocation	##/## Funds Obligated	Percent Obligated	##/## Funds Expended	Percent Expended
XXXXXXX	###,###,###	###,###,###	### %	###,###,###	### %
:	:	:	:	:	:
:	:	:	:	:	:
XXXXXXX	###,###,###	###,###,###	### %	###,###,###	### %
Block					
Totals:	###,###,###	###,###,###	### %	###,###,###	### %
:					
:					
Activity					
Totals:	###,###,###	###,###,###	### %	###,###,###	### %
:					
:					
PE					
Totals:	###,###,###	###,###,###	### %	###,###,###	### %

FY 92 OBLIGATED AND EXPENDED SUMMARY  
TOTAL 6.2 PROGRAM



5/92 OBLIGATED & EXPENDED BY PE  
OBL TGT 88%    EXP TGT 38%



28 July 1992

MEMORANDUM FOR RECORD

FROM: Rosemary Jerz

SUBJECT: ES Reports

The following list summarizes the ES reports to be added into the ESRPTS system:

1. An ESUTIL option will allow ONT to map obligated and expended data from STARS and manually enter ONT/Navy targets and data for Syscom projects. Afterwards, 20P1 will be able to view or print summary information and import ES data into Lotus graphs.
2. The information on the Project Status Report, specified by code 20, is important at the start of a fiscal year. The printed report shows project level details grouped by block. Since the report contains many data elements, it may be necessary to include codes to condense print or split the data into two reports. The on-screen report shows information by project for the selected block.

The ESUTILS system has an option to add code 20/2X release percents and block plan approval status.

3. Earl requested a printed report showing PE, project, block, project title, MAT, current allocation, deferrals, withholdings, available funds and the last PC that included the project. The report prints data for all projects and groups and totals by PE and block. The report also prints summaries by claimants for each PE.
4. Expand the current PC summary report to include deferral, withholding and available data columns.

(THRU PC ###)

FY92 PROJECT SUMMARY

DATE: ##/##/##

PE	BLOCK	PROJECT	MATHRUST	PROJECT TITLE	FY92 ALLOCATION	OSD/NAVY DEFERRAL	CNR/ONT WITHHOLDING	AVAILABLE
		<LAB>		<BLOCK TITLE>				
XXXXXX	XXXX	XXXXXX	XXXXXX	XXXXXXXXXXXXXXXXXXXXXXXXXXXX	###,###,###	###,###,###	###,###,###	###,###,###
XXXXXX	XXXX	XXXXXX	XXXXXX	XXXXXXXXXXXXXXXXXXXXXXXXXXXX	###,###,###	###,###,###	###,###,###	###,###,###
		<BLOCK TITLE>		TOTAL	###,###,###	###,###,###	###,###,###	###,###,###
		<LAB>		<BLOCK TITLE>				
XXXXXX	XXXX	XXXXXX	XXXXXX	XXXXXXXXXXXXXXXXXXXXXXXXXXXX	###,###,###	###,###,###	###,###,###	###,###,###
XXXXXX	XXXX	XXXXXX	XXXXXX	XXXXXXXXXXXXXXXXXXXXXXXXXXXX	###,###,###	###,###,###	###,###,###	###,###,###
		<BLOCK TITLE>		TOTAL	###,###,###	###,###,###	###,###,###	###,###,###
		<PE>		TOTAL	###,###,###	###,###,###	###,###,###	###,###,###

PE	BLOCK	PROJECT	MATHRUST	PROJECT TITLE	FY92 ALLOCATION	OSD/NAVY DEFERRAL	CNR/ONT WITHHOLDING	AVAILABLE
XXXXXX		BREAKDOWN BY	OCNR CLAIMANT					
			DTRC		###,###,###	###,###,###	###,###,###	###,###,###
			EODTC		###,###,###	###,###,###	###,###,###	###,###,###
			ONT		###,###,###	###,###,###	###,###,###	###,###,###
			OCNR TOTAL		###,###,###	###,###,###	###,###,###	###,###,###

XXXXXX		DISTRIBUTION BY ADMINISTERING OFFICE						
		OCNR			###,###,###	###,###,###	###,###,###	###,###,###
		NAVAIR			###,###,###	###,###,###	###,###,###	###,###,###
		MARKCON			###,###,###	###,###,###	###,###,###	###,###,###

6.2 REPORT TOTAL

BREAKDOWN BY OCNR CLAIMANT  
HT&C  
EOUTG

ONT

OCNR TOTAL

DISTRIBUTION BY ADMINISTERING OFFICE  
OCNR  
NAVAIR

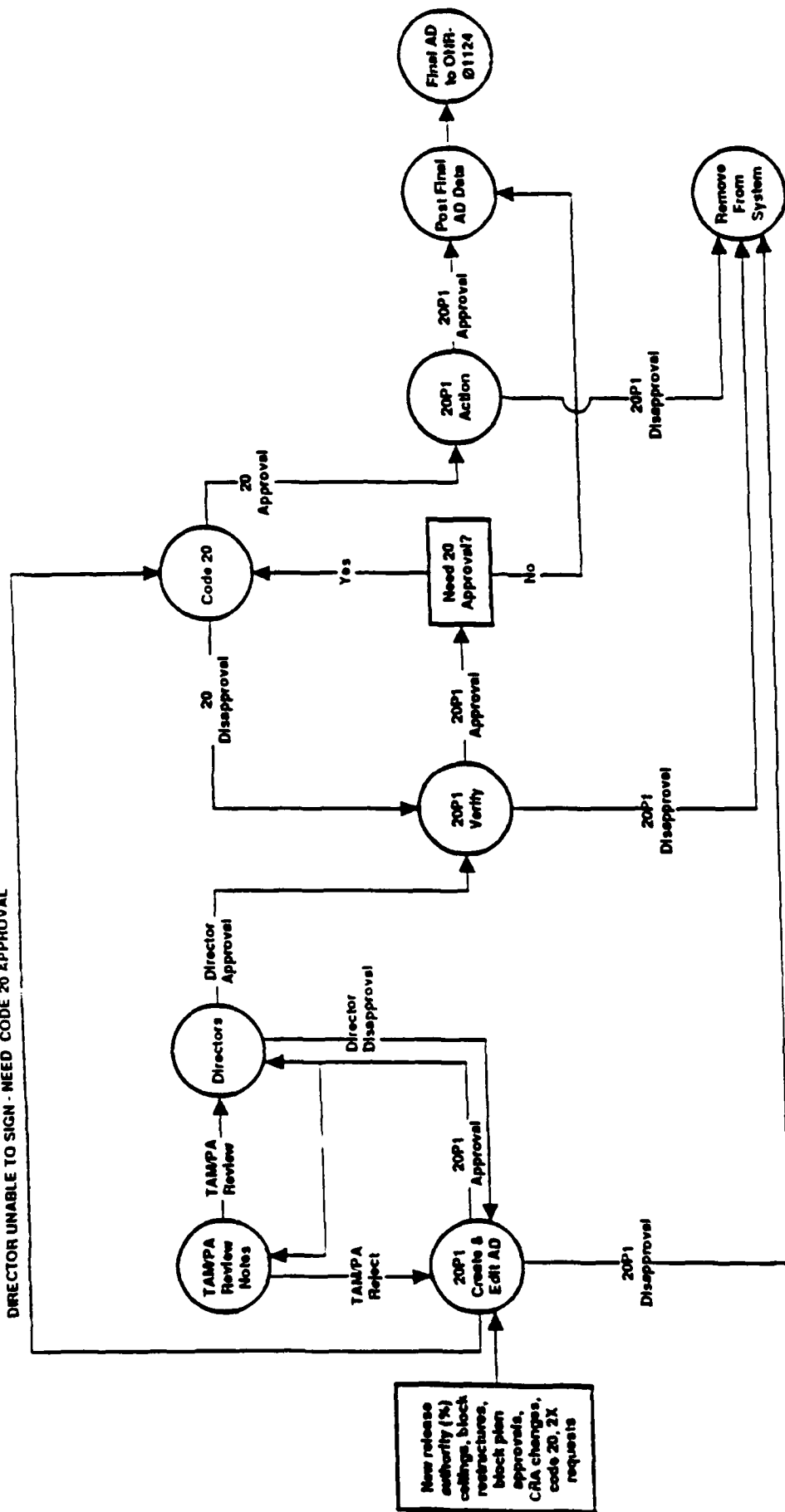
MARCON

6.2 REPORT TOTAL

FY92 ALLOCATION	OSD/NAVY DEFERRAL	CNR/ONT WITHHOLDING	AVAILABLE
000,000,000 000,000,000 000,000,000	000,000,000 000,000,000 000,000,000	000,000,000 000,000,000 000,000,000	000,000,000 000,000,000 000,000,000
000,000,000 000,000,000 000,000,000	000,000,000 000,000,000 000,000,000	000,000,000 000,000,000 000,000,000	000,000,000 000,000,000 000,000,000
000,000,000 000,000,000 000,000,000	000,000,000 000,000,000 000,000,000	000,000,000 000,000,000 000,000,000	000,000,000 000,000,000 000,000,000
000,000,000 000,000,000 000,000,000	000,000,000 000,000,000 000,000,000	000,000,000 000,000,000 000,000,000	000,000,000 000,000,000 000,000,000
000,000,000 000,000,000 000,000,000	000,000,000 000,000,000 000,000,000	000,000,000 000,000,000 000,000,000	000,000,000 000,000,000 000,000,000
000,000,000 000,000,000 000,000,000	000,000,000 000,000,000 000,000,000	000,000,000 000,000,000 000,000,000	000,000,000 000,000,000 000,000,000
000,000,000 000,000,000 000,000,000	000,000,000 000,000,000 000,000,000	000,000,000 000,000,000 000,000,000	000,000,000 000,000,000 000,000,000



DIRECTOR UNABLE TO SIGN - NEED CODE 20 APPROVAL



## ELECTRONIC SIGNATURE - ADDENDUM

## SHORT SET OF INSTRUCTIONS FOR ES

The Electronic Signature (ES) system allows ONT to create, review, and approve funding addenda in electronic format. The ES process includes five steps.

### Step 1: 20P1 Initiation

20P1 initiates the electronic addendum, establishes project funding, release percents and deferrals, determines whether the addendum requires Code 20 approval, and approves the addendum to Step 2.

### Step 2: Division Director Review

The Division Director reviews the addendum and may approve the addendum on to Step 3, or disapprove the addendum back to Step 1 with comments recommending changes or deferrals.

The Division Director may request that TAMs or PAs (Program Analysts) review and comment on an addendum in his place. TAMs and PAs may make comments and reject the addendum back to Step 1, but they cannot approve an addendum for the Division Director.

### Step 3: 20P1 Review

If Code 20 approval is required, the execution manager can move the addendum to Step 4. If the addendum is within 20P1 and Division Director approval authority, 20P1 prints the addendum, obtains signatures, and sends the signed original to Code 01124. This step ends the process for addenda that do not require Code 20 review.

#### Step 4: Code 20 Review

If Code 20 approves the addendum, it moves to Step 5 for 20P1 action. Code 20 has the option to disapprove the addendum, sending it back to Step 3 or to Step 1 with comments. If sent to Step 1, the revised addendum will require reapproval by the responsible Division Director before 20P1 can send the final addendum to Code 01124.

#### Step 5: 20P1 Implementation

This step is only used to implement addenda approved in Step 4. 20P1 prints the addendum, obtains signatures, and sends the signed original to Code 01124.

PROCUREMENT REQUEST ELECTRONIC SIGNATURE SYSTEM  
SHORT SET OF INSTRUCTIONS

The Electronic Signature (ES) system allows ONT to create, review, and approve funding Procurement Requests (PRs) in electronic format. The PR process includes six steps.

Step 1: PR Initiation/20P1 Review

Any ONT user may create an electronic PR. However, PRs initiated by a user other than 20P1 will remain at Step 1 for review and approval by 20P1. 20P1 assigns a PR number to each new transaction, determines whether the PR requires Code 20 approval, identifies the director with signature authority and approves the PR to Step 2.

Step 2: Division Director Review

The Division Director reviews the PR and may approve it on to Step 3, or disapprove it back to Step 1 with comments recommending changes.

The Division Director may request that TAMs or PAs review and comment on a PR in his place. TAMs and PAs may make comments and reject the PR back to Step 1 but they cannot approve a PR for the Division Director.

Step 3: 20P1 Review

If Code 20 approval is required, 20P1 can move the PR to Step 4. If the PR is within 20P1 and Division Director approval authority (i.e. code 20 approval not required), 20P1 prints the PR, obtains signatures, and sends the signed original to Code 01124. The PR moves to Step 6 pending a confirmation copy back from Code 01124.

Step 4: Code 20 Review

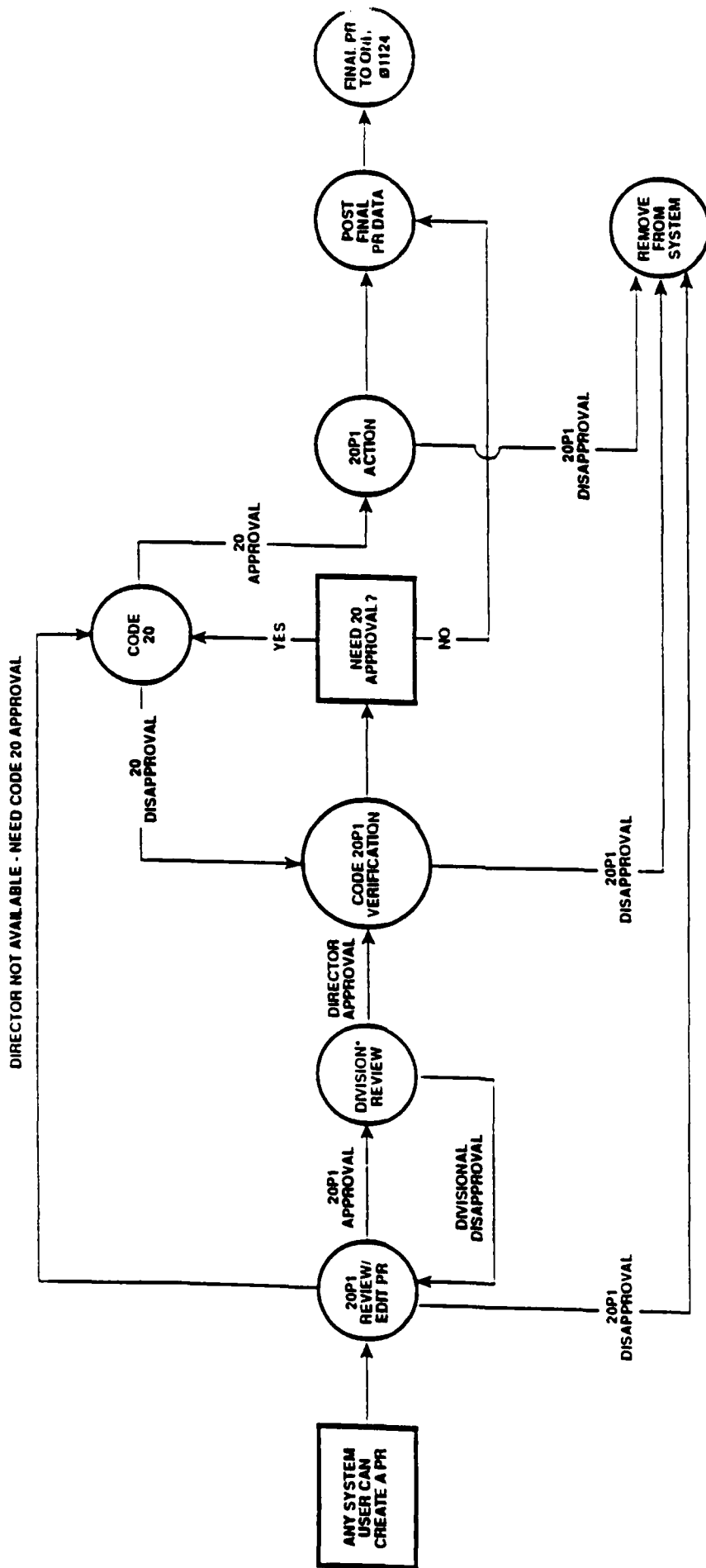
If Code 20 approves the PR, it moves to Step 5 for 20P1 action. Code 20 has the option to disapprove the PR, sending it back to Step 3 or to Step 1 with comments. If sent to Step 1, the revised PR will require reapproval by the responsible Division Director before 20P1 can send the final PR to Code 01124.

Step 5: 20P1 Implementation

This step is used to implement PRs approved in Step 4. 20P1 prints the PR, obtains signatures, and sends the signed original to Code 01124. The PR moves to Step 6.

Step 6: Final PR Confirmation

After receiving a PR confirmation copy from Code 01124, 20P1 enters the final PR approval. The system saves the PR and removes the transaction from the pending status screen.



• CODE 20D WILL REVIEW AND APPROVE/DISAPPROVE ALL NON-6.2 PRs.

## ELECTRONIC SIGNATURE - PROCUREMENT REQUEST (PR)

PROCESS SPECIFICATION  
FOR  
THE FY93 ELECTRONIC SIGNATURE ADDENDUM (AD) SYSTEM

JANUARY 1993

PREPARED FOR  
THE OFFICE OF NAVAL RESEARCH

BY  
B-K DYNAMICS, INC.  
3204 TOWER OAKS BOULEVARD  
P.O. BOX 6012  
ROCKVILLE, MD 20849

PROCESS SPECIFICATION  
FOR  
THE FY93 ELECTRONIC SIGNATURE PROCUREMENT REQUEST (PR) SYSTEM

JANUARY 1993

PREPARED FOR  
THE OFFICE OF NAVAL RESEARCH

BY  
B-K DYNAMICS, INC.  
3204 TOWER OAKS BOULEVARD  
P.O. BOX 6012  
ROCKVILLE, MD 20849



PROCESS SPECIFICATION  
FOR  
THE FY93 ELECTRONIC SIGNATURE PROGRAM CHANGE (PC) SYSTEM

JANUARY 1993

PREPARED FOR  
THE OFFICE OF NAVAL RESEARCH

BY  
B-K DYNAMICS, INC.  
3204 TOWER OAKS BOULEVARD  
P.O. BOX 6012  
ROCKVILLE, MD 20849

PROCESS SPECIFICATION  
FOR  
THE FY93 ELECTRONIC SIGNATURE UTILITY (ESUTILS) SYSTEM

FEBRUARY 1993

PREPARED FOR  
THE OFFICE OF NAVAL RESEARCH

BY  
B-K DYNAMICS, INC.  
3204 TOWER OAKS BOULEVARD  
P.O. BOX 6012  
ROCKVILLE, MD. 20849

**DRAFT**

PROCESS SPECIFICATION  
FOR  
THE FY92 ELECTRONIC SIGNATURE REPORTS SYSTEM

MAY 1993

PREPARED FOR  
THE OFFICE OF NAVAL RESEARCH

BY  
B-K DYNAMICS, INC.  
3204 TOWER OAKS BOULEVARD  
P.O. BOX 6012  
ROCKVILLE, MD 20849

**DRAFT**

19 November 1992

# ES Databases by Category and System

Category	ES Database	ES System					Reports
		AD	PR	PC	Utility		
Baseline	BLOCK.DBF	X		X	X	X	
	BLOCKSEQ.DBF	X			X	X	
	MAT.DBF				X		
	PE.DBF				X	X	
	* PROJFUND.DBF	X	X	X	X	X	
AD	ADDATA.DBF	X			X	X	
	ADSIGLOG.DBF	X			X	X	
	BLOCKPCT.DBF	X			X		
	ESADDATA.DBF	X			X		
	ESADINFO.DBF	X			X	X	
	ESLOG.DBF	X			X		
	LOCKOUT.DBF	X			X		
	SETUP.DBF	X			X		
	STATUS.DBF	X			X	X	
PR	ESPRDAT1.DBF		X		X		
	ESPRDAT2.DBF		X		X		
	PRDATA1.DBF		X		X	X	
	PRDATA2.DBF		X		X	X	
	PRINFO2.DBF		X		X	X	
	PRLOCK.DBF		X		X		
	PRLOG.DBF		X		X		
	PRNUMBER.DBF		X		X		
	PRSETUP.DBF		X		X		
	PRSIGLOG.DBF		X		X	X	
	PRSTATUS.DBF		X		X	X	
	SUMLIST1.DBF		X		X		
	SUMLIST2.DBF		X		X		
PC	PCDATA.DBF			X	X	X	
	PCINFO.DBF			X	X	X	
	PCLOG.DBF			X	X	X	
	PCSETUP.DBF			X	X		
	PCSTATUS			X	X	X	
Misc	UTSETUP.DBF				X		
	RPTSETUP.DBF				X	X	
	PASSWORD.DBF	X	X	X	X	X	

\* PROJFUND.DBF is the main ES database containing all active projects for a fiscal year.

APPENDIX D

Deliverables Under Task 4

There were no deliverables under this task

APPENDIX E

Deliverables Under Task 5

There were no deliverables under this task

APPENDIX F  
DELIVERABLES UNDER TASK 6

SYSKOM Needs and OP-91 Priorities (U), 15 June 1992 (cover only - document is classified)

FY91 Funds Validation: Direct Funds, 23 March 1992 Status Report

Resolution of Fiscal Records for FY91 cover letter, 24 February 1992

Sample Distribution of FY91 Direct Funds Report

29 May 1992 Status Report, Validation of 6.2 Funds for FY 91 - Other than Direct

Validation of 6.2 Funds for FY 91 - Other than Direct cover letter, 15 April 1992

Sample Lead Lab Funding Distributions Report

FY92 Funding Validation: Direct Funds, 26 March 1993 Status Report

Resolution of Fiscal Records for FY92 cover letter, 8 March 1993

Sample Distribution of FY92 Direct Funds Report

Validation of 6.2 Funds for FY 92 - Other than Direct cover letter, 12 April 1993

Sample Lead Lab Funding Distributions Report

TS/ES Verification Processes, 8 February 1993

Memorandum from ONT 20PD to ONT 21/22/23, 12 November 1992

Joint Mission Area Categorization

6.1 Project Summaries Joint Strike S&T, February 4, 1994 (cover only due to bulk)

6.1 Applications to Aircraft Technology, February 4, 1994, Volume I (cover only due to bulk)

6.1 Applications to Aircraft Technology, February 4, 1994, Volume II (cover only due to bulk)

~~SECRET~~

BKD11198-5-72  
cyl

"SYSCOM NEEDS AND OP-91 PRIORITIES" (U)

INPUT TO THE FY 92-93  
ONT MISSION AREA STRATEGY

15 June 1992

This Page is Unclassified Upon Removal from Document

B-K Dynamics, Inc.  
3204 Tower Oaks Boulevard  
Rockville, MD 20852

(Cover Only - Document not included due to classification)

Classified by: Multiple Sources  
Declassify on: OADR

B00004474



~~SECRET~~



FY91 FUNDS VALIDATION : DIRECT FUNDS  
23 MARCH 1992 STATUS REPORT

LAB	(Contact)	RESPONSE	COMMENTS
-----	-----	-----	-----
MCDEC	(Childers)	03/13/92	OK
NADC	(Van Wyk)	03/02/92	OK
DTRC	(Becker)	03/13/92	OK
NOSC	(H. Meza)	03/02/92	OK
NSWC	(Staton)	02/24/92	OK
NSWC	(Brumfeld)	03/13/92	ONT to resolve 66K delta (NS2B)
NTSC	(Peterson)	03/13/92	OK
NWC	(Howard)	03/23/92	OK
ONR	(Roberts)	03/10/92	OK
ONR	(Peloquin)	03/06/92	OK
ONR	(Johnson)	03/13/92	ONT to resolve multiple deltas
APL/PSU	(Liska)	03/02/92	OK
ONT	(Hall)	03/20/92	OK
ONT	(Malecki)	03/06/92	OK
ONT	(Hyers)	03/17/92	OK
NRL	(Herrin)	03/02/92	OK
NAVAIR	(Niemczyk)	03/13/92	OK
SPAWAR	(McKenzie)	03/13/92	OK
NUSC	(Boliver)	03/23/92	OK

24 February 1992

To: Naval Surface Warfare Center  
ATTN: Mr. Joe Brumfield, Code H305

From: Office of Naval Technology, Planning & Assessment

Subj: Resolution of Fiscal Records for FY91

1. In November 1991, ONT requested that all block fund recipients update as accurately as possible their distribution of FY91 funds to ultimate performers in the Task Summary System. That input resolved many anomalies in the data base but some direct funding problems continue with about 50 projects.
2. The attached report(s) summarizes one or more of these projects in which the ONT year-end project funding does not equal the sum of money distributed by the Lab to ultimate performers as reflected in the Task Summaries. ONT needs to have historically accurate fiscal data to properly manage Exploratory Development and to maintain credibility when responding to inquiries from higher authorities (i.e., DOD and Congress).
3. The attached forms should be corrected so that the total of all dollars distributed to performers (Distribution Total) equals the 'ONT Year-End Total.' Identify the task, performer names, FY91 funds distributed, and the performer codes (CON=Contractor, LL=Lead Lab, LAB=Navy Lab, UNI=University, DOD=Non-Navy Gov't, FFR=Federally Funded Research & Development Center). If you believe that the 'ONT Year-End Total' is in error, so note in writing at the bottom of the page. Request that you correct the attached report and return it to ONT by FAX (703-696-2786) NLT 2 March 1992.

*Earl McKenzie*

Earl McKenzie  
Budget Execution Manager  
ONT Code 20P1  
(703) 696-4453

Naval Surface Warfare Center (NSWC)  
 Distribution of FY91 Direct Funds  
 Block NS2B Project RM33B33

Task	Perf Code	Performer	FY91 Funds
-----	-----	-----	-----
01	LL	NAVAL SURFACE WARFARE CENTER	175
01	DOD	CRDEC, EDGEWOOD ARSENAL	10
01	DOD	NAVY LIAISON OFFICE, BATH	10
02	LL	NAVAL SURFACE WARFARE CENTER	318
02	DOD	ARMY ATMOSPHERIC SCIENCES LAB	50
03	LL	NAVAL SURFACE WARFARE CENTER	75
04	LL	NAVAL SURFACE WARFARE CENTER	60

Distribution Total: 698

ONT Year-End Total: <sup>8</sup>  
 698

# 29 MAY 1992 STATUS REPORT

## VALIDATION OF 6.2 FUNDS FOR FY 91 - OTHER THAN DIRECT

BLOCKS	CONTACT	RESPONSE	COMMENTS
-----	-----	-----	-----
CC1A	Childers	04/22/92	ONT will confirm
NA1A,NA1B, NA2A,NA2B	Bailey	05/04/92	ONT will confirm totals
NU3C	Beck	04/24/92	ONT will confirm NSWC funds
OR1A,OR3A	Johnson	05/28/92	ONT will confirm funds
OR2A,OR2B	Roberts	04/20/92	ONT will confirm proj numbers
OR2C	Peloquin	04/24/92	ONT will confirm end-year totals
OT1A	Hall	05/06/92	ONT will resolve
OT2A	Mack	04/24/92	OK
OT3B	Hyers	05/04/92	ONT will confirm end-year totals
OT3C	Piper	04/24/92	ONT will confirm proj numbers
XD1A	McKenzie	05/29/92	In direct contact with Earl McKenzie

15 April 1992

To:

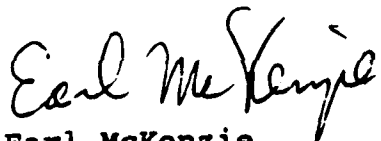
Subj: Validation of 6.2 Funds for FY 91 - Other than Direct

1. As you know, ONT has been conducting a complete review of 6.2 funding to accurately track expenditures during FY 91. The justification/validation of direct funds completed last month reduced the inaccuracies in our data base to about 100 exploratory development projects.

2. Before ONT attempts to resolve reporting problems with ultimate performers, please crosscheck the attached reports and confirm the dollars transferred, by project, task, and recipient. Each Lead Lab Funding Distribution Report describes the funds your lab transferred out to other Navy labs (Column FY91(2)). At the bottom of each report is a comparison of total funds transferred out of your agency vs funds reported as received by other laboratories. Request you:

- o Confirm the accuracy of the figures in column 2 and correct entries as necessary
- o Add any funds that were transferred out by your agency to the labs that are not listed
- o Make any other notes that serve to clarify distribution and return the corrected reports to ONT/P&A NLT 24 April 1992.

3. Thank you again for your continuing assistance with this important effort. If you have questions regarding a special situation, the data or the reports presentation, please contact me or Ms. Helen Hicks at (703) 696-4453.



Earl McKenzie  
ONT Budget Execution Manager

LEAD LAB FUNDING DISTRIBUTIONS

04/15/92

BLOCK WV2A - ADVANCED A/C MATERIALS (NAVAIR)

PROJNUM	TASK	SOURCE	PASSTHRU	CODE	PERFORMER	CATEGORY	FY91 (1)	FY91 (2)	FY91 (3)
WS34A59	01	DIRECT	NAVAIR	LL	NAVAIR	1	0		
WS34A59	01	DIRECT	NAVAIR	LAB	NADC	2		0	0
WS34A59	01	DIRECT	NAVAIR	CON	Allison Gas Turbine Operation	3			200
WS34A59	01	DIRECT	NAVAIR	CON	General Electric	3			0
WS34A59	01	DIRECT	NAVAIR	CON	TBD	3			
WS34A59	01	DIRECT	NAVAIR	LL	NAVAIR	1	0		
WS34A59	02	DIRECT	NAVAIR	LAB	NADC	2		25	
WS34A59	02	DIRECT	NAVAIR	UNI	Univ. of Texas Research Center	3			0
WS34A59	02	DIRECT	NAVAIR	CON	TBD	3			0
WS34A59	02	DIRECT	NAVAIR	CON	ALLIED SIGNAL	3			150
WS34A59	02	DIRECT	NAVAIR	DOD	ORNL	3			0
WS34A59	02	DIRECT	NAVAIR	UNI	UNIVERSITY OF NC A&T	3			50
WS34A59	02	DIRECT	NAVAIR	LL	NAVAIR	1	0		
WS34A59	03	DIRECT	NAVAIR	LAB	NADC	2		50	
WS34A59	03	DIRECT	NAVAIR	UNI	Univ. of Texas Research Center	3			0
WS34A59	03	DIRECT	NAVAIR	CON	Pratt & Whitney Aircraft Corp	3			340
WS34A59	03	DIRECT	NAVAIR	CON	TBD	3			0
WS34A59	03	DIRECT	NAVAIR	CON	GE	3			200
WS34A59	03	DIRECT	NAVAIR	CON		3			
							0	75	940

\*\*\*\* WS34A59 TOTALS:

TRANSFERRED-OUT FUNDS (2) = 75  
 FINAL PERFORMERS REPORTED BY RECEIVING LABS = 475  
 DELTA = -400 533 %

FY92 FUNDING VALIDATION : DIRECT FUNDS  
26 MARCH 1993 STATUS REPORT

LAB	CONTACT	RESPONSE	COMMENTS
-----	-----	-----	-----
EODTC	O'Donnell	03/12/93	OK
MARCOR	Childers	03/16/93	OK
NAVAIR	Johnson	03/09/93	BK waiting input from AIR 93 on project WR22B31.
NAWC2	Loftus	03/08/93	BK waiting recheck by Stacy Howard on three projects.
NCCOSC	Mesa	03/09/93	NCCOSC confirmed distribution on RA11G41. Waiting validation by ONR.
NMRDC	Eisemann	03/11/93	OK
NRL	Herrin	03/12/93	OK
NSWC01	Staton	03/09/93	OK
NSWC04	Dickinson	03/10/93	OK
NSWC05	Ryczek	03/10/93	OK
NSWC06	Lederer	03/19/93	OK
NSWC08	Becker	03/17/93	NSWC confirmed distribution on RB23P11. Waiting validation by ONR.
NSWC09	Caplan	03/09/93	OK
NSWC10	Winegrad	03/09/93	OK
NSWC11	Chambers	03/16/93	OK
NTSC	Rizzo	03/12/93	OK
NUWC3	Boiliver	03/08/93	NSWC will complete recheck on project RJ14D12. BK will resolve on 03/29/93.
NUWC4	Belenger	03/10/93	OK
ONR01	Johnson	03/11/93	OK
ONR11	Hall	03/24/93	OK

FY92 FUNDING VALIDATION : DIRECT FUNDS (Continued)  
26 MARCH 1993 STATUS REPORT

LAB	CONTACT	RESPONSE	COMMENTS
-----	-----	-----	-----
ONR12	Liszka	03/10/93	OK
ONR13	Doolittle	03/10/93	ONR will resolve discrepancy in project RJ35D03.
ONR15	Piper	03/10/93	OK
SPAWAR	McKenzie	03/15/93	OK



8 March 1993

To: Naval Air Warfare Center, Weapons Division  
ATTN: Mr. Tom Loftus, Code 372


From: Office of Naval Research, Corporate Programs

Subj: Resolution of Fiscal Records for FY92

1. In November 1992, ONR requested that all block fund recipients update as accurately as possible their distribution of FY92 funds to ultimate performers in the Task Summary System. That input resolved many anomalies in the data base but some direct funding problems exist in 68 projects.

2. The attached report(s) summarizes one or more of these projects in which the ONR year-end project funding does not equal the sum of money distributed by the Lab to ultimate performers as reflected in the Task Summaries. ONR needs to have historically accurate fiscal data to properly manage Exploratory Development and to maintain credibility when responding to inquiries from higher authorities (i.e., DOD and Congress).

3. The attached forms should be corrected so that the total of all dollars distributed to performers (Distribution Total) equals the 'ONR Year-End Total.' Identify the task, performer names, FY92 funds distributed, and the performer codes (CON=Contractor, LL=Lead Lab, LAB=Navy Lab, UNI=University, DOD=Non-Navy Gov't, FFR=Federally Funded Research & Development Center). If you believe that the 'ONR Year-End Total' is in error, so note in writing at the bottom of the page. Please correct the attached report and return it to ONR by FAX (703-696-2786) NLT 12 March 1993.



Earl McKenzie  
Assistant for Budget and Finance  
ONR Code 20P1  
(703) 696-8105

DISTRIBUTION OF FY92 DIRECT FUNDS  
 BLOCK AC1A (NS1A) PROJECT RA11M14  
 PROJECT CONTINUES INTO FY93

TASK	PERF CODE	PERFORMER	FY92 FUNDS
----	----	-----	-----
01	LL	NAWC - CHINA LAKE DIV	164
01	CON	HUGHES AIRCRAFT	401
02	LL	NAWC - CHINA LAKE DIV	240
02	CON	TBD	0
03	LL	NAWC - CHINA LAKE DIV	0
04	LL	NAWC - CHINA LAKE DIV	0
05	LL	NAWC - CHINA LAKE DIV	0
			-----
		DISTRIBUTION TOTAL:	805
		ONR YEAR-END TOTAL:	1215



DEPARTMENT OF THE NAVY  
OFFICE OF NAVAL RESEARCH  
800 NORTH QUINCY STREET  
ARLINGTON, VA 22217-5660

IN REPLY REFER TO

Ser 20PX/101  
12 April 1993

From: Director, Programs, Plans and Assessments  
To: Distribution

Subj: VALIDATION OF 6.2 FUNDS FOR FY 92 - OTHER THAN DIRECT

Encl: (1) Report of Errors of Lead Labs Funding Distribution

1. ONR is conducting a complete review of 6.2 funding to accurately track expenditures during FY 92. The validation of direct funds, which was completed last month, did reduce the inaccuracies in our data base, but substantial inconsistencies remain.

2. Enclosure (1) includes only projects in which funds sent from your lab did not equal the funds reported received by another Navy lab (Column FY92(2), transferred-in funds).

Each Lead Lab Funding Distribution Report describes the funds for a project which your lab spent in-house (Column FY92(1)), transferred to other Navy labs (Column FY 92(2)) or sent to an ultimate performer, such as contract, university, etc. (Column FY92(3)). Please cross-check the report and confirm the dollars transferred to other Navy Labs (column 2), by project, task, and performer. At the bottom of each report is a comparison of total funds transferred from your agency vs funds reported as received by other laboratories. Request you:

- o Confirm the accuracy of the figures in column 2 and correct entries as necessary
- o Add any funds that were transferred out by your agency to the labs that are not listed
- o Make any other notes that serve to clarify distribution and return the corrected reports to ONR NLT 23 April 1993.

3. Thank you for your continuing assistance with this important effort. It is critical that we have accurate fiscal data on the 6.2 program. If you have questions regarding a special situation, the data or the reports presentation, please contact Mr. Earl McKenzie or Ms. Helen Hicks at (703) 696-4453. Responses may be sent by FAX to (703) 696-2786.

  
Glenn R. Spalding

Subj: VALIDATION OF 6.2 FUNDS FOR FY 92 - OTHER THAN DIRECT

Distribution:

EODTC (50T)  
COMMANDER, MARCORSYSCOM (AW)  
NAVAIR (AIR 05T P1)  
NAVOBS (Mr. Lee Breakon)  
NAVSUP (Code 40)  
NAWC, ACDIV, WARMINSTER (Code 01B), (Code 40F)  
NAWC, WEAPONS DIV (Code 372), (Code 373)  
NAWC, ACDIV, LAKEHURST (Code 02T)  
NAWC, ACDIV, TRENTON (Code PE 31), (Code PE 34)  
NCCOSC (Code 014)  
NCEL (Code L03BPM)  
NMRDC (Code 40B)  
NPRDC (Code 01D)  
NRL (Code 1005.1)  
NSWC, DAHLGREN DIV, DAHLGREN (Code G06), (Code H305)  
NSWC, DAHLGREN DIV, WHITE OAK (Code R07), (Code R06), (Code R08),  
(Code B-40)  
NSWC, CARDEROCK DIV, BETHESDA (Code 0116), (Code 0114),  
(Code 0119)  
NSWC, CARDEROCK DIV, ANNAPOLIS (Code 0115)  
NSWC, DAHLGREN DIV, PANAMA CITY (Code 10P)  
NTSC (Code 26S)  
NUWC, NEW LONDON (Code 3491), (Code 101)  
NUWC, NEWPORT (Code 8219), (Code 2292), (Code 8211)  
ONR (Code 1243), (Code 12E), (Code 1242), (Code 214), (Code 211),  
(Code 30), (Code 230), (Code 224), (Code 23AT3), (Code 222A)  
ARL/PSU (Mr. Ed Liszka)  
SPAWAR (Code PMW-145P2)

LEAD LAB FUNDING DISTRIBUTIONS

04/08/93

BLOCK CC1A - MARINE CORPS AIR GROUND TECH

PROJNUM	TASK	SOURCE	PASSTHRU	CODE	PERFORMER	CATEGORY	FY92 (1)	FY92 (2)	FY92 (3)
CF31W95	01	DIRECT	MCRDAC	LL	MCRDAC	1	0		
CF31W95	01	DIRECT	MCRDAC	LAB	NSWC - DAHLGREN DIV	2		314	
CF31W95	01	DIRECT	MCRDAC	LAB	NAWC - CHINA LAKE DIV	2		26	
CF31W95	01	DIRECT	MCRDAC	DOD	HMX-1	3			40
CF31W95	01	DIRECT	MCRDAC	CON	CONTRACTOR TBD FROM BAA REVIEW	3			0
CF31W95	01	DIRECT	MCRDAC	DOD	MCTSSA (155LTWT HOW TEST)	3			13
CF31W95	01	DIRECT	MCRDAC	LL	MCRDAC	1	0		
CF31W95	02	DIRECT	MCRDAC	LAB	NSWC - DAHLGREN DIV	2		535	
CF31W95	02	DIRECT	MCRDAC	LL	MCRDAC	1	0		
CF31W95	03	DIRECT	MCRDAC	LAB	NSWC - DAHLGREN DIV	2		197	
CF31W95	03	DIRECT	MCRDAC	DOD	CRDEC, EDGEWOOD ARSENAL	3			50
CF31W95	03	DIRECT	MCRDAC	LL	MCRDAC	1	0		
CF31W95	04	DIRECT	MCRDAC	LAB	NAWC - CHINA LAKE DIV	2		249	
CF31W95	04	DIRECT	MCRDAC	LL	MCRDAC	1	0		
CF31W95	05	DIRECT	MCRDAC	LAB	NSWC - DAHLGREN DIV	2		365	
CF31W95	05	DIRECT	MCRDAC	LAB	NSWC - DAHLGREN DIV	2			
							0	1686	103

\*\*\*\* CF31W95 TOTALS:

TRANSFERRED-OUT FUNDS (2) = 1686  
 END PERFORMER FUNDS REPORTED BY RECEIVING LABS = 300  
 DELTA = 1386 82 %

CATEGORIES: (1) = FUNDS SPENT IN-HOUSE BY THE LEAD LAB  
 (2) = FUNDS TRANSFERRED-OUT FROM THE LEAD LAB TO OTHER NAVY LABS  
 (3) = FUNDS SENT BY THE LEAD LAB TO END PERFORMERS

8 February 1993

### TS/ES Verification Processes

ONR must verify key TS and ES databases at critical points in the fiscal year. For example, ONR will perform a set of verification tests on the databases before and after each TS mailing. The following notes identify the key databases and outline the major verification processes.

#### Key databases:

ES Extracts	TS
-----	-----
FY92 PROJFUND (renamed as ES92PROJ)	PROJ62
FY93 PROJFUND (renamed as ES93PROJ)	LAB
FY92 BLOCK (renamed as ES92BLOK)	BLOCK
FY93 BLOCK (renamed as ES93BLOK)	BLOKPROJ
FY92 MAT (renamed as ES92MAT)	TASK
FY93 MAT (renamed as ES93MAT)	SUBPERF

#### A. Verification processes correlating TS with ES extracts:

1. Create FY92 and FY93 ES extracts: ES92PROJ, ES93PROJ, ES92BLOK, ES93BLOK, ES92MAT, ES93MAT.
2. Manually filter out HQ and non TS projects and blocks from the extracts. Verify the current and end-year project funding against STARS.
3. Verify claimcod/activity data:  
LAB->claimcod = BLOCK->claimcod  
LAB->claimcod = ES93BLOK->activity
4. Verify block numbers and titles:  
BLOCK->block = ES93BLOK->block  
BLOCK->blocktitl = ES93BLOK->blocktitle
5. PROJ62 contains all current year projects from ES93PROJ and all prior year projects from ES92PROJ if required for year end closeout.
6. PROJ62->status:  
If PROJ62->projnum = ES93PROJ->projnum  
If PROJ62->projnum = ES92PROJ->projnum  
PROJ62->status = C  
Else  
PROJ62->status = S  
Else  
If PROJ62->projnum = ES92PROJ->projnum

PROJ62->status = E  
Else  
Problem

7. Verify PROJ62->block and PROJ62->fy92block from the ES extracts based on the value of PROJ62->status. If status = C or S take block from ES93PROJ. If status = E manually verify/add the corresponding FY93 block. If status = C or E then PROJ62->FY92block = ES92PROJ->block. Manually create BLOKPROJ from the verified PROJ62.
8. Populate PROJ62->projtitl from the ES extracts based on the PROJ62->status value. If status = C or S take title from FY93 extract. If status = E take title from FY92 extract.
9. For PROJ62->status = C or S:  
PROJ62->budfy93 = round((ES93PROJ->ia\_fy93 + ES93PROJ->alloc)/1000,0) (and manual comparison to STARS).
10. For PROJ62->status = E or C:  
PROJ62->budyf92 = round((ES92PROJ->ia\_fy92 + ES92PROJ->alloc)/1000,0) (and manual comparison to STARS)
11. For PROJ62->status = C or S PROJ62->budfy94..budyf97 = round(ES93PROJ->ia\_fy94..ia\_fy97/1000,0)
12. Ensure proper create and demise dates in PROJ62, BLOCK and ES92PROJ, ES93PROJ, ES92BLOK, ES93BLOK.
13. Verify PROJ62->mat based on PROJ62->status:  
PROJ62->mat = ES93MAT->mathrust for status = C or S  
= ES92MAT->mathrust for status = E

B. Verification processes internal to TS:

1. For PROJ62->status = E zero out current and out year funding in PROJ62
2. For PROJ62->status = S zero out prior year funding in PROJ62
3. Split aggregate PROJ62 into distribution directories.
4. Identify project numbers in supporting TS databases that are not in PROJ62: TASK->projnum not in PROJ62 ...
5. Identify projects without TS details: PROJ62->projnum not in TASK.
6. Verify that each TASK record has a corresponding LL record in SUBPERF. The LL record is first for the task.

7. For each SUBPERF record check corresponding PROJ62->status.  
If E then zero out SUBPERF current and out year funds.
8. For each SUBPERF record check corresponding PROJ62->status.  
If S then zero out SUBPERF prior year funds.
9. For SUBPERF->source='DIRECT' sum FY93 direct distribution  
(SUBPERF->fy93) to the project level. Verify that this FY93  
Direct distribution = PROJ62->budfy93.
10. For SUBPERF->source='DIRECT' sum FY92 direct distribution  
(SUBPERF->fy92) to the project level. Verify that this FY92  
Direct distribution = PROJ62->budfy92
11. Sum SUBPERF->fy93 ultimate perfs to the project level.  
Verify that the FY93 Ultimate distribution = PROJ62->budfy93
12. Sum SUBPERF->fy92 ultimate perfs to the project level.  
Verify that the FY92 Ultimate distribution = PROJ62->budfy92
13. Check aggregate PROJ62, TASK, BLOKPROJ and BLOCK for  
duplicate records.
14. Check passthru,source codes in SUBPERF, claimcod in LAB and  
claimcod,passthru in lab unique SYSLDATA files.



**Validation notes:**

At some points in the year the TS databases will contain data for the previous and current fiscal years. Proper validation will require the previous and current ES data to verify the accuracy and completeness of the TS databases.

Create ES extracts and rename databases to prevent name conflicts and clarify the fiscal year.

The ES system contains projects and blocks not included in the TS system (OTHR, OTTA...). Manually filter this data out of the ES extracts before validating the TS databases.

Do two-way checks between the TS and ES files. This will find records in TS but not in ES (delete these obsolete or incorrect records from TS) as well as records in ES that should be in TS (add this data to TS).

Perform the internal TS checks before a TS mailing and after the labs return the updated data sets. Some errors can be corrected before the mailing (zero out SUBPERF funding based on confirmed project status, delete duplicate records...). Enter TS correction codes as required (funding problems, incomplete data...). Include special reports in the mailing (direct distribution problems, projects without task details...) Perform verification checks on the returned data to ensure that the labs have corrected the original problems.

Labs may note that the project funding in their PROJ62 database is not correct. This may be caused by ES funding adjustments that were added to the system after the ES extract was used to verify the TS databases that were mailed to the labs.

NOV 12 1992

MEMORANDUM

From: ONT 20PD  
To: ONT 21/22/23

Subj: ONT TASK CATEGORIZATION

Ref: (a) DDR&E Memo 9 Nov 1992 Subj: S&T Offsite  
(b) ONT All Hands Meeting 12 Nov 1992

Encl: (1) KEY Technologies Selection Sheet  
(2) Reis' Thrusts Selection Sheet.  
(3) Reliance Technologies Definition Selection Sheet  
(4) ONT Project/Task data collection form

1. In preparation for DDR&E Offsite meeting discussed by references (a) and (b), a data call for information about the 6.2 program is requested. The TAMs are requested to assign ONT tasks to the categories defined in enclosure's (1), (2) and (3). Previous assignments of KEY Technologies and Reis' Thrust have been at the project level. Assignments to JDL panels/sub-panels have previously been made, however assignments to Reliance areas/sub-area/sub-sub-areas have not yet been made. These assignments at the task level will enable the program to be categorized at a finer level of detail and will allow for a better tracking and defense of our program in various coordinate systems for the upcoming reviews.

2. Enclosure (4) lists all tasks under an ONT project as defined by the Block Managers based on the FY93 Block Plans. These project/tasks are grouped and separated by block for each TAM. TAMs are requested to use this form to crosswalk our 6.2 program into Key Technologies, Reis' Thrust and Reliance taxonomy. The first set of categories, labelled 'KEY 1', 'KEY 2', etc. reflect Key technologies. The second set, labelled 'RT1', 'RT2', etc. reflect Reis' Thrusts (1-9), and the final set reflect the Reliance taxonomy.

3. It may be necessary to assign an ONT task to more than one Key technology. Space is provided to divide tasks into as many as three Key technologies with percentages that total to 100%. A column should be filled in with a category and a percentage (e.g. 8/40%, representing Key Technology #8 with 40%) or a single category number if the task involves only a single technology. For KEY Technologies, the recent assignments made at the project level have been included as an aid to assignments at the task level. The old KEY category number can be found in brackets after the project 'Funds:' field and under the column 'KEY 1' in the project line before each listing of tasks in enclosure (4). If there is any question about the definitions of Key Technologies, refer to DOD Key Technologies Plan, July 1992.

4. For Reis' Thrust, assignment of an ONT task can be made to a single thrust or divided among thrusts with percentages that total to 100%. Entries need only include percentages (e.g. 80%) in appropriate Reis categories since all possible categories are listed on the data collection form.

5. For the Reliance taxonomy, assign a task to a single category (Area, Sub-Area, Sub-Sub-Area) based on the specification of enclosure (4).

6. Please provide your responses to me by COB 18 November 1992 (Code 21 and 22) and by COD 24 November 1992 (Code 23).

Paul W. Quinn

Copy: 20, 20D, 20PD

# JOINT MISSION AREA CATEGORIZATION

JMA	PRIMARY TASK AREA	SECONDARY TASK AREA
Strike	Strike SEW	ASW AAW MIW NSW
Littoral	ASUW AMW AAW ASW MIW ATBM SEW SOF Maritime Interdiction NSW/SPECOPS CSAR	None
Surveillance	Tactical Surveillance Mobility SEW/Intelligence Indication and Warning	Defend the Battlespace  SOF
SEW/Intelligence	Joint Command & Control Surveillance & Targeting Combat ID C2W Intelligence	C4I
Strategic Deterrence	Strike Amphibious Warfare Interdiction of Commerce SEW/Intelligence Mobility SOF	Defense of U.S. Assets and Battle- space  Stealth and Active Defense
Strategic Sealift/ Protection	Strategic Sealift/Combat Logistics Protection	None
Support	Operations and Maintenance Manpower/Personnel/Fleet Training Fleet Support Operations Service-wide Support	

## **6.1**

# **Project Summaries Joint Strike S&T**

**February 4, 1994**

# **6.1**

## **Applications to Aircraft Technology**

**February 4, 1994**

**Volume I**

**6.1**

# **Applications to Aircraft Technology**

**February 4, 1994**

**Volume II**