

AD-A280 118



PO2


11



500 CONTRACTORS

RECEIVING THE LARGEST DOLLAR VOLUME
OF PRIME CONTRACT AWARDS
FOR RDT&E

Fiscal Year 1993



DTIC
ELECTE
JUN 08 1994
S B D



94-17280



35P

94 6 7 037

SD
RESISTANCE TO CHANGE
SUSCEPTIBLES
NEW

500 CONTRACTORS RECEIVING THE LARGEST DOLLAR VOLUME OF PRIME CONTRACT AWARDS FOR RESEARCH, DEVELOPMENT, TEST, AND EVALUATION

FISCAL YEAR 1993

**Department of Defense
Washington Headquarters Services
Directorate for Information
Operations and Reports**

~~For sale by the Superintendent of Documents, U.S. Government Printing Office, Washington, D.C. 20402~~
DTIC/NTIS identification number for this publication is DIOR/P02-93

FOREWORD

500 Contractors Receiving the Largest Dollar Volume of Prime Contract Awards for Research, Development, Test, and Evaluation (RDT&E) is published annually. This report provides information on the 500 contractors that received the largest dollar volume in Department of Defense prime contract awards over \$25,000 for RDT&E. The information on the 500 contractors is presented in five tables showing:

1. An alphabetical listing of the top 500 companies;
2. The net value of awards to business firms based in the United States;
3. The net value of awards to educational and other nonprofit institutions based in the United States;
4. The net value of awards to foreign contractors; and
5. The net value of awards to U.S. Government Agencies.

Accession For	
NTIS GRA&I	<input checked="checked" type="checkbox"/>
DTIC TAB	<input type="checkbox"/>
Unannounced	<input type="checkbox"/>
Justification	
By _____	
Distribution/	
Availability Codes	
Dist	Avail and/or Special
A-1	

TABLE OF CONTENTS

Introduction	1
Tables:	
Table 1. Alphabetical Listing of the Top 500 DoD Prime Contractors for Research, Development, Test, and Evaluation Work: FY 1993	7
Table 2. Net Value of DoD Prime Contract Awards Over \$25,000 for RDT&E to U.S. Business Firms: FY 1993	13
Table 3. Net Value of DoD Prime Contract Awards Over \$25,000 for RDT&E to U.S. Educational and Nonprofit Institutions: FY 1993	29
Table 4. Net Value of DoD Prime Contract Awards Over \$25,000 for RDT&E to Foreign Contractors: FY 1993	33
Table 5. Net Value of DoD Prime Contract Awards Over \$25,000 for RDT&E to U.S. Government Agencies: FY 1993	35

INTRODUCTION

This report presents summary data on the 500 prime contractors receiving the largest dollar volume in Department of Defense (DoD) awards over \$25,000 for research, development, test, and evaluation (RDT&E) work during fiscal year (FY) 1993. RDT&E work can include research (basic and applied) and development (exploratory, advanced, engineering, operational systems, or management and support services). Full definitions for each of these categories are provided in Section 235.001 of the Defense Federal Acquisition Regulation Supplement.

These data rank each corporation according to its relative standing. The order of ranking is based on the net value of each contractor's RDT&E awards.

Table 1 (page 7) lists the 500 contractors in alphabetical order, displays the order of ranking for each, and shows how each has been categorized for reporting purposes. The categories are business firm (B), foreign contractor (F), and nonprofit institution (N). Table 2 (page 13) shows the net value of awards to U.S. business firms. Those firms which qualify as small businesses are further identified by an "S." The net value of awards to each of the firm's reported locations is also provided. Tables 3, 4, and 5 (pages 29, 33, and 35 respectively) provide the net value of awards to U.S. educational and other nonprofit institutions, foreign contractors, and U.S. Government Agencies. (While awards to U.S. Government Agencies are listed separately in Table 5, these agencies are categorized as nonprofit institutions in Table 1.) As in Table 1, contractors in Tables 2 through 5 are shown by order of ranking, with their total awards indicated by an asterisk (*). The value of awards to each of the contractor's reported locations are also shown for these tables.

NOTES ON COVERAGE

The dollar amounts shown here include prime contract awards over \$25,000 for RDT&E work only. Data on awards for other services, such as training, and on any supplies furnished by the contractors in support of research being done are excluded. The locations shown in the tables are the places where the work was to be performed. Normally, this is a facility of the concern awarded the contract. However, if the work was scheduled to be performed at a Defense facility, such as an Air Force base, the location shown may be that of the Defense agency, rather than that of the contractor.

DATA RELATING TO COMPANIES IN THIS PUBLICATION ARE SUBJECT TO THE ACCURACY OF THE DUN & BRADSTREET CORPORATION'S DATA UNIVERSAL NUMBERING SYSTEM AND/OR THE FEDERAL PROCUREMENT DATA SYSTEM CONTRACTOR ESTABLISHMENT CODE, AND THE ABILITY OF THESE CODING SYSTEMS TO DESCRIBE RELATIONSHIPS OF COMPANIES.

HIGHLIGHTS

The following table shows the net value and percent distribution of all RDT&E awards, RDT&E awards to the top 500 companies, and all other RDT&E awards for FY 1993.

Department of Defense Prime Contract Awards Over \$25,000 Fiscal Year 1993

TYPE OF CONTRACTOR	RDT&E								
	TOTAL			TOP 500			ALL OTHER		
	NO.	AWARDS (\$000)	% OF TOTAL \$	NO.	AWARDS (\$000)	% OF TOTAL \$	NO.	AWARDS (\$000)	% OF TOTAL \$
RDT&E - TOTAL	<u>2,951</u>	<u>22,291,978</u>	<u>100</u>	<u>500</u>	<u>21,312,001</u>	<u>100</u>	<u>2,451</u>	<u>979,977</u>	<u>100</u>
BUSINESS FIRMS	<u>2,544</u>	<u>20,213,069</u>	<u>91</u>	<u>418</u>	<u>19,384,275</u>	<u>91</u>	<u>2,126</u>	<u>828,795</u>	<u>85</u>
Small	2,009	1,955,754	9	189	1,277,590	6	1,820	678,164	69
Large	535	18,257,315	82	229	18,106,685	85	306	150,630	15
EDUCATIONAL & NONPROFIT	<u>288</u>	<u>1,894,809</u>	<u>8</u>	<u>66</u>	<u>1,771,415</u>	<u>8</u>	<u>222</u>	<u>123,394</u>	<u>13</u>
Educational	212	1,245,865	6	37	1,144,273	5	175	101,592	10
Other Nonprofit	76	648,944	3	29	627,142	3	47	21,802	2
U.S. GOVERNMENT AGENCIES	<u>14</u>	<u>28,522</u>	<u>*</u>	<u>3</u>	<u>25,214</u>	<u>*</u>	<u>11</u>	<u>3,308</u>	<u>*</u>
FOREIGN	<u>105</u>	<u>155,577</u>	<u>1</u>	<u>13</u>	<u>131,097</u>	<u>1</u>	<u>92</u>	<u>24,480</u>	<u>2</u>

*LESS THAN 0.5 PERCENT

NOTE: TOTALS MAY NOT ADD DUE TO ROUNDING

Based on the percentage of total awards, the distribution of FY 1993 awards varies only moderately from that in FY 1992. In FY 1993, the top 500 contractors included 418 U. S. business firms, (189 were small businesses); 66 educational and nonprofit institutions; 3 U. S. Government Agencies; and 13 foreign contractors.

In FY 1992, the top 500 consisted of 419 business firms (192 were small businesses); 67 educational and nonprofit institutions; 2 U.S. Government Agencies; and 12 foreign contractors.

The top 500 RDT&E contractors received awards totaling \$21.3 billion in FY 1993, compared to \$20.9 billion in FY 1992, an increase of \$368 million or 1.76 percent. The \$21.3 billion represents 95.6 percent of the \$22.3 billion total prime contract awards over \$25,000 for RDT&E work in FY 1993.

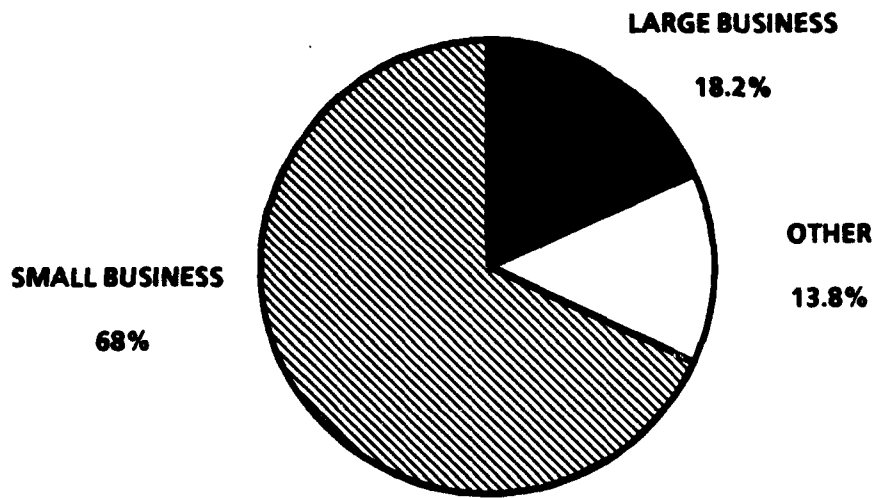
In addition to the top 500 contractors, there were 2,451 other contractors for which RDT&E procurement actions over \$25,000 were reported, for a total of 2,951 contractors in FY 1993. In FY 1992, the total number of contractors was 2,797.

Of the 43 contractors with RDT&E awards of \$100 million or more in FY 1993, 40 were business firms and 3 were educational and other nonprofit institutions. These 43 contractors had a total of \$14.3 billion in RDT&E awards. In FY 1992, there were 37 contractors who reached the \$100 million plateau, with awards totaling \$14.7 billion. Of these 37 fiscal year 1992 contractors, 33 were business firms and 4 were educational and other nonprofit institutions. The amount of awards for this \$100 million group decreased by \$ 427 million or 2.9 percent between FY 1992 and 1993.

The charts on page 4 display a breakout of types of contractors as a percentage of the total contractors receiving RDT&E awards; and then as a percentage of the top 500 contractors. The first chart shows that within the category of all RDT&E awards, small business represents the largest share (68%); followed by large business (18.2%), and other (13.8%). The second chart reflects that within the category of only the top 500 RDT&E contractors, large business has the greatest share (45.8%); followed by small business (37.8%), and other (16.4%).

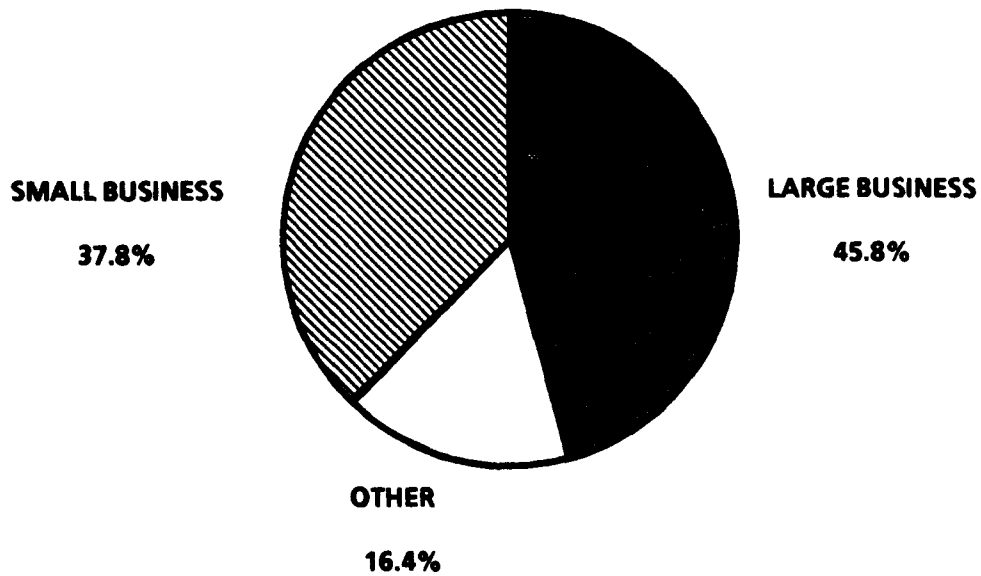
Both charts show the number of firms and their associated percentages, not the percentage of dollars.

TOTAL CONTRACTORS RECEIVING RDT&E AWARDS
Fiscal Year 1993



TOTAL NUMBER OF FIRMS = 2,951

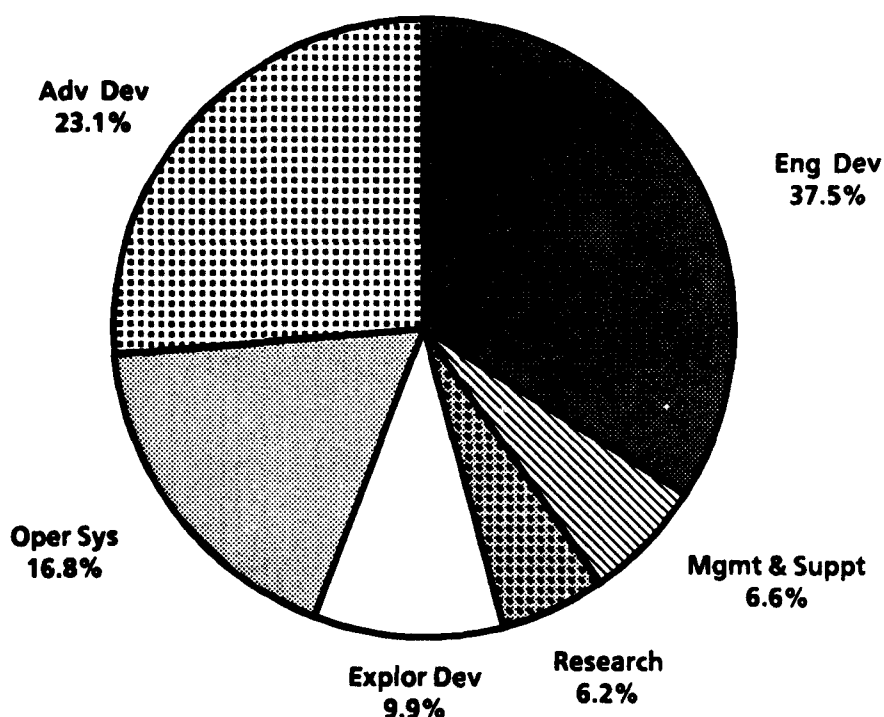
TOP 500 CONTRACTORS - RDT&E
Fiscal Year 1993



The following table shows the type of RDT&E work the contractors were engaged in and the net value and percent distribution of all awards for each of these types in FY 1993. Engineering development accounted for the majority (37.5 percent) of RDT&E awards, followed by advanced development (23.1 percent).

TYPE	AWARDS (\$000)	PERCENT OF TOTAL
RDT&E - TOTAL	<u>\$22,291,978</u>	<u>100.00</u>
Engineering Development	8,365,217	37.5
Advanced Development	5,149,521	23.1
Operational Systems	3,736,416	16.8
Exploratory Development	2,203,215	9.9
Management and Support	1,461,011	6.6
Research	1,376,599	6.2

DOLLAR AWARDS BY TYPE OF RDT&E WORK
Fiscal Year 1993



The last table shows the net value and percent distribution of all RDT&E awards by type of program. Within the RDT&E contracts, the largest volume of awards was for the research, development, test, or evaluation of missile and space systems, services, electronics and communication equipment, and aircraft. In FY 1993, a combined total of \$19.6 billion or 88.0 percent of all RDT&E awards over \$25,000 was for work connected with these programs.

PROGRAM	AWARDS (\$000)	PERCENT OF TOTAL
RDT&E - TOTAL	<u>\$22,291,978</u>	<u>100.00</u>
Missile & Space Systems	5,871,285	26.3
Aircraft	5,114,056	22.9
Services	4,723,725	21.2
Electronics & Communication Equipment	3,914,434	17.6
Tank-Automotive	426,912	1.9
Ships	401,600	1.9
Ammunition	339,930	1.5
Weapons	279,940	1.3
All Other	1,220,096	5.5

DOLLAR AWARDS BY TYPE OF PROGRAM
Fiscal Year 1993

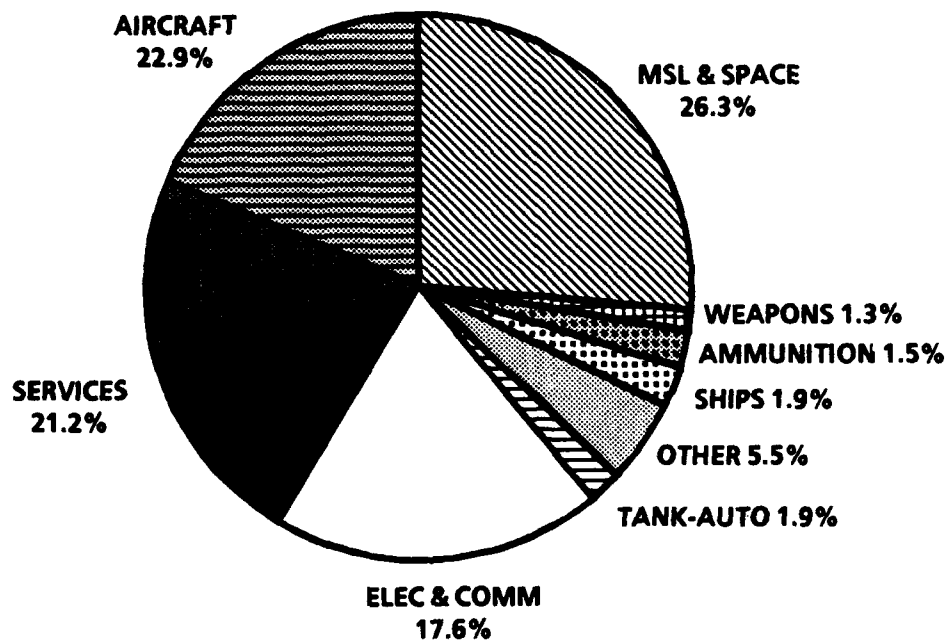


Table 1. Alphabetical Listing of the Top 500 DOD Prime Contractors for Research, Development, Test, and Evaluation Work: FY 1993

RANK	*	CONTRACTOR	RANK	*	CONTRACTOR
99	B	A A I CORPORATION	146	B	BALL CORPORATION
166	B	ADVANCE INCORPORATED	65	N	BATTELLE MEMORIAL INSTITUTE
306	B	ADVANCED LITHOGRAPHY GROUP	102	B	BDM INTERNATIONAL INC
422	B	ADVANCED MARINE ENTERPRISES	67	B	BDM MANAGEMENT SERVICES CO
382	B	ADVANCED RESOURCE TECHNOLOGIES	201	B	BECHTEL NATIONAL INC
406	B	ADVANCED TECHNOLOGY & RESEARCH	8	B	BELL BOEING JV
216	B	ADVANCED TECHNOLOGY MATERIALS	225	B	BELL HELICOPTER SERVICES INC
259	B	AEL INDUSTRIES INC	219	B	BELL HELICOPTER TEXTRON INC
313	B	AEPKO INC	330	B	BERKELEY RESEARCH ASSOCIATES
475	B	AERODYNE RESEARCH INC	483	B	BETA ANALYTICS INC
29	B	AEROJET-GENERAL CORPORATION	424	B	BETAC INTERNATIONAL CORP
205	B	AEROMET INC	478	B	BLACK & DECKER CORPORATION
18	B	AEROSPACE CORPORATION	71	B	BOEING AEROSPACE OPERATIONS
254	B	AEROTHERM CORPORATION	93	B	BOEING CO & SIKORSKY ACFT JV
51	B	ALLIANT TECHSYSTEMS INC	9	B	BOEING COMPANY THE
195	B	ALLIED SIGNAL AEROSPACE CO	19	B	BOEING SKRSKY COMANCHE TEAM JV
86	B	ALLIED SIGNAL INC	367	F	BOFORS AB
293	B	ALPHATECH INC	82	B	BOLT BERANEK AND NEWMAN INC
289	B	AM GENERAL CORPORATION	81	B	BOOZ ALLEN & HAMILTON INC
279	B	AMCOMP CORPORATION	401	N	BOSTON COLLEGE TRUSTEES OF
57	B	AMERICAN TELEPHONE & TELG CO	345	N	BOSTON UNIVERSITY
161	B	AMHERST SYSTEMS INC	394	B	BRTRC INC
176	B	AMTEC CORPORATION	494	B	BTG INC
103	B	ANALYSIS & TECHNOLOGY INC	105	B	CADILLAC GAGE TEXTRON INC
98	N	ANALYTIC SERVICES INC	262	B	CAE INDUSTRIES INC
337	B	ANALYTIX ELECTRONIC SYSTEMS	284	B	CALIFORNIA RESEARCH & TECH
474	B	ANDRULIS RESEARCH CORPORATION	66	B	CALSPAN CORPORATION
314	B	APPLIED MEASUREMENT SYSTEMS	336	B	CAMBER CORPORATION
25	N	APPLIED PHYSICS LABORATORY	398	F	CANADIAN COMMERCIAL CORP
209	B	APPLIED RESEARCH ASSOC INC	69	N	CARNEGIE MELLON UNIVERSITY
276	B	APPLIED RESEARCH INC	203	B	CARTWRIGHT ELECTRONICS INC
213	B	ARES CORPORATION	143	B	CAS INC
246	B	ARETE ASSOCIATES	352	B	CBI NA-CON INC
417	B	ARINC INCORPORATED	366	B	CERIDIAN CORPORATION
149	B	ARINC RESEARCH CORPORATION	171	B	CHAMBERLAIN MANUFACTURING CORP
387	B	ARIST CORPORATION INC	418	B	CHEMICAL SYSTEMS DIVISION
272	N	ARMORED VEHICLE TECH ASSOC	142	B	CHRYSLER TECH ARBR SYSTEMS
252	B	ASI SYSTEMS INTERNATIONAL	492	N	CLEVELAND ADVANCED MANUFACTUR
107	B	ASSURANCE TECHNOLOGY CORP	64	B	COLEMAN RESEARCH CORPORATION
348	B	ATLANTIC AEROSPACE ELECTRONICS	92	B	COLSA INC
123	B	ATLANTIC RESEARCH CORPORATION	362	B	COMMONWEALTH TECHNOLOGY INC
455	B	ATMOSPHERIC & ENVMTL RESEARCH	172	B	COMPREHENSIVE TECH INTL
236	B	AUTOMATED SCIENCES GROUP INC	485	B	COMPTON RESEARCH INC
335	B	AUTOMATION GROUP INC	334	B	COMPUTER SCIENCE APPLICATIONS
349	B	AUTOMATION RES SYSTEMS LTD	46	B	COMPUTER SCIENCES CORPORATION
491	B	AVCO CORPORATION	280	B	COMPUTING DISTRIBUTORS INTL
189	B	AVCO RESEARCH LABS	297	B	CONCORD HILL GROUP INC
373	B	B-K DYNAMICS INC	153	B	CONCURRENT COMPUTER CORP
429	B	BABCOCK & WILCOX COMPANY THE	439	B	CONDUCTUS INC
346	F	BAESEMA LTD	200	B	CONTRAVES INC

* B = Business Firm
F = Foreign Contractor
N = Nonprofit Institution

Table 1. Alphabetical Listing of the Top 500 DOD Prime Contractors for Research, Development, Test, and Evaluation Work: FY 1993

RANK	*	CONTRACTOR	RANK	*	CONTRACTOR
294	B	COORS PORCELAIN COMPANY	302	B	FIBERTEK INC
356	N	CORNELL UNIVERSITY	423	B	FIORÉ INDUSTRIES INC
310	N	CORPORATION OF MERCER UNIV	49	B	FMC CORPORATION
440	B	CREARE INC	220	B	FOSTER MILLER INC
419	B	CREE RESEARCH INC	2	B	FOUNDATION HEALTH CORPORATION
471	B	CSA ENGINEERING INC	238	B	FRONTIER ENGINEERING INC
159	B	CTA INCORPORATED	445	B	FRONTIER TECHNOLOGY INC
183	B	CUBIC CORPORATION	489	B	FUENTEZ SYSTEMS CONCEPTS INC
292	B	CUMMINS ENGINE COMPANY INC	369	B	G & F COMPANY
320	B	DAVID SARNOFF RESEARCH CENTER	416	B	GALAXY SCIENTIFIC CORP
263	B	DBA SYSTEMS INC	76	B	GEC INCORPORATED
300	B	DCS CORPORATION	185	B	GENERAL ATOMICS
420	B	DDL OMNI ENGINEERING CORP	28	B	GENERAL DYNAMICS CORPORATION
390	B	DECISION SCIENCE APPLICATIONS	20	B	GENERAL ELECTRIC COMPANY
379	B	DIGITAL SYSTEMS RESEARCH INC	402	N	GENERAL HOSPITAL CORPORATION
305	B	DIGITAL WIZARDS INC	32	B	GENERAL MOTORS CORPORATION
30	B	DOUGLAS AIRCRAFT COMPANY	233	B	GENERAL RESEARCH CORPORATION
70	N	DRAPER CHARLES STARK LAB INC	447	B	GENTEX CORPORATION
381	N	DUKE UNIVERSITY	113	B	GEO CENTERS INC
273	B	DYNAMICS RESEARCH CORPORATION	473	B	GEOMET TECHNOLOGIES INC
177	B	DYNETICS INC	388	N	GEORGIA INSTITUTE TECHNOLOGY
413	B	E-OIR MEASUREMENTS INC	112	N	GEORGIA TECH RESEARCH CORP
44	B	E-SYSTEMS INC	281	F	GOVERNMENT OF CANADA
370	B	EAI CORPORATION	6	B	GRUMMAN AEROSPACE CORPORATION
389	B	EARTH TECHNOLOGY CORP USA	41	B	GRUMMAN CORPORATION
364	B	EASTMAN KODAK COMPANY	260	B	GRUMMAN DATA SYSTEMS CORP
396	B	EATON CORPORATION	100	B	GTE CORPORATION
198	B	EBASCO SERVICES INCORPORATED	42	B	GTE GOVERNMENT SYSTEMS CORP
354	B	ECC INTERNATIONAL CORP	230	B	GTE PRODUCTS CORP
261	N	EDISON WELDING INSTITUTE	135	B	GTE SYLVANIA COM PRODUCTS
117	B	EER SYSTEMS CORPORATION	407	B	HAMPSHIRE INSTRUMENTS INC
498	B	EG&G INC	48	B	HARRIS CORPORATION
175	B	EG&G WASHINGTON ANALYTICAL SVC	78	B	HARRIS MAGNAVOX SYSTEMS CO JV
427	B	ELDEC CORPORATION	151	B	HARSCO CORPORATION
375	B	ELDYNE INC	493	N	HARVARD COLLEGE PRSDNTS FELLOWS
299	B	ELECTRONIC DECISIONS INC	145	B	HAZELTINE CORPORATION
167	B	ELECTRONIC WARFARE ASSOCIATES	75	B	HERCULES INCORPORATED
327	B	ELECTRONICS & SPACE CORP	253	B	HILTON SYSTEMS INC
74	B	ENGINEERING RESEARCH ASSOC	73	B	HONEYWELL INC
359	B	ENSCO INC	214	B	HORIZONS TECHNOLOGY INC
129	N	ENVIRONMENTAL RES INST OF MICH	392	B	HOUSTON ASSOCIATES INC
453	B	ENVIRONMENTAL SYSTEMS RES INST	269	B	HOWMET CORPORATION
196	B	ENVIRONMENTAL TECH GROUP	14	B	HUGHES AIRCRAFT COMPANY
344	B	EPOCH ENGINEERING INC	342	B	HUGHES DANBURY OPTICAL SYSTEMS
108	B	ESL INCORPORATED	84	B	HUGHES MISSILE SYSTEMS CO
267	B	ETA TECHNOLOGIES CORPORATION	360	B	HUGHES STX CORPORATION
242	B	ETEC SYSTEMS INC	256	B	HUGHES TRAINING INC
160	B	FAIRCHILD INDUSTRIES INC	59	N	I I T RESEARCH INSTITUTE
140	B	FAIRCHILD SPACE AND DEF CORP	283	B	I-NET INC
468	B	FALCON ASSOCIATES LTD	282	B	INCO UNITED STATES INC

* B = Business Firm
F = Foreign Contractor
N = Nonprofit Institution

Table 1. Alphabetical Listing of the Top 500 DOD Prime Contractors for Research, Development, Test, and Evaluation Work: FY 1993

RANK	*	CONTRACTOR	RANK	*	CONTRACTOR
239	B	INFOTEC DEVELOPMENT INC	36	B	LORAL AEROSPACE CORP
490	B	INNOVATIVE CONCEPTS INC	31	B	LORAL CORP
457	B	INNOVATIVE TECHNOLOGIES CORP	16	B	LORAL VUGHT SYSTEMS
114	N	INSTITUTE FOR DEFENSE ANALYSES	211	B	LOS ALAMOS TECHNICAL ASSOC INC
500	B	INTEGRATED MICROCOMPUTER SYS	162	B	LTV CORPORATION
377	B	INTEGRATED SYSTEMS INC	248	B	LUFKIN INDUSTRIES INC
134	B	INTEL CORPORATION	286	B	LYNNE GILFILLAM ASSOC
316	B	INTERNATIONAL RESEARCH INST	301	B	M R J GROUP
121	B	INTERMETRICS INC	408	B	M T L SYSTEMS INC
23	B	INTERNATIONAL BUS MCHS CORP	275	B	MAC AULAY-BROWN INC
403	B	INTERNATIONAL MICROSPACE INC	56	B	MAC GREGOR-NAVIRE USA INC
228	B	INTERNATIONAL SCIENTIFIC POTS	157	B	MADEN TECH CONSULTING INC
251	B	INTERNATIONAL SOFTWARE SYSTEMS	450	B	MADISON RESEARCH CORPORATION
247	B	INTERSTATE ELECTRONICS CORP	62	B	MAGNAVOX GOVT & INDSTR ELCTR
443	B	IRVINE SENSORS CORPORATION	318	B	MANAGEMENT CONSULTING & RES
55	F	ISRAEL AIRCRAFT INDUSTRIES LTD	308	B	MANTECH INTERNATIONAL CORP
350	B	ISK CORPORATION	376	B	MAR INCORPORATED
101	B	ITT CORPORATION	1	B	MARTIN MARIETTA CORPORATION
499	N	JACKSON HENRY M FOUNDATION	127	B	MARTIN MARIETTA DIEHL THORN JV
106	B	JAYCOR	33	B	MARTIN MARIETTA SERVICES INC
428	N	JOHNS HOPKINS UNIVERSITY	218	B	MARTIN MARIETTA WESTINGHSE JV
37	B	JOHNSON CONTRLS WORLD SVCS INC	13	N	MASSACHUSETTS INST OF TECH
180	B	JOHNSON MATTHEY INC	122	B	MAXWELL LABORATORIES INC
190	B	KAMAN AEROSPACE CORPORATION	332	N	MAYO FOUNDATION
68	B	KAMAN SCIENCES CORPORATION	307	B	MC WHITE SCIENTIFIC
277	B	KDI PRECISION PRODUCTS INC	27	B	MCDONNELL DOUGLAS AEROSPACE
63	B	KEARFOOT GUIDANCE & NAVIGATION	5	B	MCDONNELL DOUGLAS CORPORATION
288	B	KENDALL SQUARE RESEARCH CORP	43	B	MCDONNELL DOUGLAS HELICOPTER
363	B	KNOWLEDGE BASED SYSTEMS INC	268	B	MDT ADVISERS INC
240	B	KOPIN CORPORATION	226	B	MEI TECHNOLOGY CORPORATION
469	B	KRUG INTERNATIONAL CORPORATION	459	B	MENTOR GRAPHICS CORPORATION
400	B	L B & M ASSOCIATES INC	470	B	MERIDIAN CORPORATION
120	B	LAWRENCE ASSOCIATES INC	437	B	METRO MACHINE CORP
319	B	LIFE CYCLE ENGINEERING INC	410	B	METROLASER
58	B	LIGHT HELICOPTER TURBINE ENG	274	B	METRON INC
47	B	LITTON INDUSTRIES INC	184	B	MEVATEC CORPORATION
182	B	LITTON SYSTEMS INC	325	N	MICHIGAN STATE OF
3	B	LOCKHEED AERONAUTICAL SYS CO	448	B	MICROCOM CORPORATION
54	B	LOCKHEED AIR TERMINAL INC	386	B	MICROELECTRONICS CHPT TECH CORP
270	B	LOCKHEED CORPORATION	452	N	MIDWEST RESEARCH INSTITUTE
141	B	LOCKHEED ENGRG & SCIENCES CO	372	B	MILLIPORE CORPORATION
35	B	LOCKHEED FORT WORTH CO	139	F	MINISTRY OF DEFENSE
12	B	LOCKHEED MISSILES & SPACE CO	80	B	MISSION RESEARCH CORPORATION
39	B	LOCKHEED SANDERS INC	24	N	MITRE CORPORATION
4	B	LOCKHEED WESTERN EXPORT CO	125	B	MODERN TECHNOLOGIES CORP
464	B	LOGICON EAGLE TECHNOLOGY INC	458	B	MOLECULAR DEVICES CORPORATION
96	B	LOGICON INC	97	B	MOTOROLA INC
77	B	LOGICON R & D ASSOCIATES	347	B	MRS TECHNOLOGY INC
460	B	LOGISTICS MANAGEMENT ENGRG	438	F	MTU MOTOREN-UND TURBINEN-UNION
126	N	LOGISTICS MANAGEMENT INSTITUTE	206	B	MULTI-ELECTRIC MFG INC

* B = Business Firm
F = Foreign Contractor
N = Nonprofit Institution

Table 1. Alphabetical Listing of the Top 500 DOD Prime Contractors for Research, Development, Test, and Evaluation Work: FY 1993

RANK	*	CONTRACTOR	RANK	*	CONTRACTOR
461	B	N K F ENGINEERING INC	110	N	RAND CORPORATION
197	N	NATIONAL ACADEMY SCIENCES USA	441	B	RAYOVAC CORPORATION
40	B	NATIONAL PROGRAM OFFICE (NASP)	10	B	RAYTHEON COMPANY
425	B	NAVSTAR APPLIED SCIENCES CORP	374	B	RAYTHEON MIDDLE EAST SYSTEMS CO
426	B	NCHIP INC	451	B	RAYTHEON SERVICE COMPANY
339	N	NEW MEXICO INST OF MIN & TECH	223	B	RESEARCH & DEVELOPMENT LABS
244	N	NEW MEXICO STATE UNIVERSITY	436	B	RESEARCH MANAGEMENT CONS
104	B	NEWPORT NEWS SHIPBLDG DRYDOCK	358	N	RESEARCH TRIANGLE INSTITUTE
38	B	NICHOLS RESEARCH CORPORATION	411	B	REVEO INC
169	B	NICHOLSON & ASSOCIATES INC	312	N	RIVERSIDE RESEARCH INSTITUTE
138	B	NORDEN SYSTEMS INC	15	B	ROCKWELL INTERNATIONAL CORP
34	B	NORTHROP CORPORATION	237	B	ROTARY POWER INTERNATIONAL
187	B	NORTON COMPANY	466	F	ROYAL NORWEGIAN COUNCIL SCI
210	B	ODDEN GOVERNMENT SERVICES CO	234	N	RUTGERS STATE UNIVERSITY
497	N	OKLAHOMA STATE UNIVERSITY	178	B	S F A INC
144	B	OLIN CORPORATION	449	B	S R A TECHNOLOGIES INC
88	B	OLIN ORDNANCE	463	B	S SYSTEMS CORPORATION
258	N	OPEN SOFTWARE FOUNDATION INC	329	F	SAGEM/APPLICATIONS GENERALES D
446	B	OPTIMETRICS INC	186	B	SAIC ENGINEERING SYSTEMS
131	B	ORBITAL SCIENCES CORPORATION	249	N	SALK INST FOR BIOLOGICAL STUDIES
432	N	OREGON GRADUATE CTR	109	B	SCHAFER W J ASSOCIATES INC
152	B	ORINCON CORPORATION	227	B	SCHNEIDER INC
181	B	ORION INTERNATIONAL TECH	229	B	SCIENCE & TECHNOLOGY CORP
404	B	ORION SCIENTIFIC SYSTEMS INC	22	B	SCIENCE APPLICATIONS INTL CORP
321	B	ORLANDO TECHNOLOGY INC	462	B	SCIENCE RESEARCH LABORATORY
232	B	PACER SYSTEMS INC	168	B	SEMCOR INC
241	B	PAR TECHNOLOGY CORPORATION	384	B	SENSIS CORPORATION
116	B	PARAMAX SYSTEMS CORP	91	B	SIKORSKY AIRCRAFT DIVISION
50	N	PENNSYLVANIA STATE UNIVERSITY	174	B	SMITHSONIAN INDUSTRIES INC USA
465	B	PERCEPTRONICS INC	482	N	SMITHSONIAN INSTITUTION
341	B	PHASE IV SYSTEMS INC	235	B	SOFTTECH INC
264	B	PHOTON RESEARCH ASSOCIATES INC	250	B	SOFTWARE TECHNOLOGY INC
266	B	PHOTONICS TECHNOLOGY INC	192	B	SONALYSTS INC
290	B	PHYSICAL OPTICS CORPORATION	399	F	SOREQ NUCLEAR RESEARCH CENTRE
212	B	PHYSICAL SCIENCES INC	136	N	SOUTH CAROLINA ULDLF MEN RES
137	B	PHYSICS INTERNATIONAL COMPANY	296	N	SOUTHEASTER CNTR FG ELT
215	B	PIASECKI AIRCRAFT CORP	409	N	SOUTHERN RESEARCH INSTITUTE
331	B	PLANNING CONSULTANTS INC	156	N	SOUTHWEST RESEARCH INSTITUTE
165	B	PLANNING SYSTEMS INCORPORATED	163	B	SPACE APPLICATIONS CORPORATION
208	B	PMB ENGINEERING INC	89	B	SPACE DATA CORPORATION
371	F	PORTON INTERNATIONAL INC	87	B	SPARTA INC
496	B	POWER SPECTRA INC	188	B	SPARTOP CORPORATION
444	B	PRATT & WHITNEY AIRCRAFT	383	B	SPECTRA DIODE LABORATORIES
94	B	PRC INC	435	B	SPECTRUM SCIENCES INC
414	B	PRESEARCH INCORPORATED	311	B	SPIRE CORPORATION
480	B	PULSE SCIENCES INC	155	B	SRA INTERNATIONAL INC
164	B	QUESTECH INC	79	N	SRI INTERNATIONAL
355	B	R J O ENTERPRISES INC	204	B	SRS TECHNOLOGIES
85	B	RACAL COMMUNICATIONS INC	45	B	SSI SERVICES INC
221	B	RAIL COMPANY	243	B	STANFORD TELECOMMUNICATIONS

* B = Business Firm
F = Foreign Contractor
N = Nonprofit Institution

Table 1. Alphabetical Listing of the Top 500 DOD Prime Contractors for Research, Development, Test, and Evaluation Work: FY 1993

RANK	*	CONTRACTOR	RANK	*	CONTRACTOR
207	N	STANFORD UNIVERSITY	154	B	UNISYS CORPORATION
385	B	STEWART & STEVENSON SVCS INC	291	B	UNITED INTERNATIONAL ENGRG
476	B	STV GROUP INC	148	N	UNITED STATES DEPT COMMERCE
295	B	SURMA TECHNOLOGY INC	257	N	UNITED STATES DEPT OF ENERGY
323	B	SUPERCONDUCTOR TECHNOLOGIES	11	B	UNITED TECHNOLOGIES CORP
357	B	SUPPORT CONTG SYSTEMS JV	472	B	UNIVERSAL TECHNOLOGY CORP
454	B	SUPPORT SYSTEMS ASSOCIATES	271	N	UNIVERSITY OF ALABAMA
61	B	SVERDRUP TECHNOLOGY INC	431	N	UNIVERSITY OF ARIZONA
361	B	SYNDETIX INCORPORATED	173	N	UNIVERSITY OF CALIFORNIA
395	B	SYNECTICS CORP	255	N	UNIVERSITY OF CENTRAL FLORIDA
245	B	SYNETICS CORPORATION	90	N	UNIVERSITY OF DAYTON
333	N	SYRACUSE RESEARCH CORP	481	N	UNIVERSITY OF FLORIDA
278	B	SYSCON CORPORATION	322	N	UNIVERSITY OF ILLINOIS
340	B	SYSTEM DYNAMICS INTERNATIONAL	477	N	UNIVERSITY OF MARYLAND SYSTEM
150	B	SYSTEM PLANNING CORPORATION	304	N	UNIVERSITY OF MASSACHUSETTS
309	B	SYSTEM RESOURCES CORPORATION	324	N	UNIVERSITY OF MICHIGAN
421	B	SYSTEMS ANALYSIS & INTEGRATION	265	N	UNIVERSITY OF NEW MEXICO
132	B	SYSTEMS RESEARCH LABORATORIES	351	N	UNIVERSITY OF PENNSYLVANIA
380	B	SYSTRAN CORPORATION	83	N	UNIVERSITY OF PITTSBURGH
442	B	T P L INC	118	N	UNIVERSITY OF SOUTHERN CAL
391	F	TADIRAN ISRAEL ELECTRONICS IND	60	N	UNIVERSITY OF TEXAS SYSTEM
486	B	TALLEY DEFENSE SYSTEMS INC	133	N	UNIVERSITY OF WASHINGTON
53	B	TASC	111	N	UTAH STATE UNIVERSITY
224	B	TEC-MASTERS INC	128	B	UTC OPTICAL SYSTEMS INC
393	B	TECHNICAL & MGT SVCS CORP	338	N	VANDERBILT UNIVERSITY THE
488	B	TECHNICAL MICRONICS CONTROL	368	B	VANGUARD RESEARCH INC
415	B	TECHNOLOGY APPLICATIONS	115	B	VARO INC
179	B	TECHNOLOGY APPLICATIONS SVC CO	353	B	VECTOR RESEARCH COMPANY INC
170	B	TECOLOTE RESEARCH INC	193	B	VEDA INCORPORATED
21	B	TELEDYNE INDUSTRIES INC	397	B	VEDA INTERNATIONAL INC
378	B	TERA COMPUTER COMPANY	487	B	VENTURE PLASTICS INC
303	B	TETRA CORPORATION	191	B	VERAC INCORPORATED
52	B	TEXAS INSTR MARTIN MARIETTA JV	467	B	VISICOM LABORATORIES INC
202	B	TEXAS INSTRS WESTINGHOUSE JV	285	B	VISIDYNE INC
26	B	TEXAS INSTRUMENTS INCORPORATED	130	B	VITRO CORPORATION
434	B	TEXAS RESEARCH INTERNATIONAL	199	B	VITRONICS INC
430	B	TEXSTAR INC	405	B	VSE CORPORATION
72	B	TEXTRON INC	495	B	WAGNER CASTINGS COMPANY
147	B	THERMO ELECTRON CORPORATION	484	B	WAGNER DANIEL H ASSOCIATES
158	B	THINKING MACHINES CORPORATION	365	F	WALES LTD
119	B	THIOLKOL CORPORATION	412	B	WATERJET SYSTEMS INC
326	B	TITAN CORPORATION	433	B	WEIDLINGER ASSOCIATES INC
456	B	TOYON RESEARCH CORP	217	B	WESTINGHOUSE AIRSHIPS INC
95	B	TRACOR AEROSPACE INC	17	B	WESTINGHOUSE ELECTRIC CORP
124	B	TRACOR APPLIED SCIENCES INC	287	B	WHITTAKER CORPORATION
194	B	TRACOR INC	315	B	WILLIAMS INTERNATIONAL CORP
317	B	TRUSTED INFORMATION SYSTEMS	298	N	WOODS HOLE OCEANOGRAPHIC INST
7	B	TRW INC	343	B	XETRON CORPORATION
222	B	TSI INCORPORATED	479	B	XMR INC
231	B	UES INC	328	B	XONTECH INC

* B = Business Firm
F = Foreign Contractor
N = Nonprofit Institution

**Table 2. Net Value of DOD Prime Contract Awards Over \$25,000
for RDT&E to U.S. Business Firms: FY 1993**

Rank	Name of Contractor Location of Work		Thousands of Dollars	Rank	Name of Contractor Location of Work		Thousands of Dollars
1	MARTIN MARIETTA CORPORATION		1,996,240 *	7	TRW INC		585,773 *
	Huntsville	Alabama	131		Huntsville	Alabama	2,804
	Williams AFB	Arizona	5,306		Carson	California	20,563
	Redondo Beach	California	368		Redondo Beach	California	463,820
	San Bernardino	California	41		San Bernardino	California	74,444
	San Diego	California	7,594		San Diego	California	1,919
	Colorado Springs	Colorado	15,912		Colorado Springs	Colorado	800-
	Denver	Colorado	1,294,106		New London	Connecticut	1,317
	Falcon	Colorado	63,837		North Stonington	Connecticut	78
	Littleton	Colorado	174,019		Silver Spring	Maryland	999
	New London	Connecticut	650		Bellevue	Nebraska	8,612
	Daytona Beach	Florida	8,164		Albuquerque	New Mexico	47
	Eglin AFB	Florida	393		Beavercreek	Ohio	968
	Orlando	Florida	109,106		Fairfax	Virginia	2,279
	Baltimore	Maryland	12,821		McLean	Virginia	722
	Calverton	Maryland	215			CANADA	8,000
	Glen Burnie	Maryland	11,263	8	BELL BOEING JV		472,174 *
	Lanadowne-Baltimore	Maryland	48		Fort Worth	Texas	472,224
	Pittsfield	Massachusetts	78,178		Arlington	Virginia	50-
	Camden	New Jersey	1,142	9	BOEING COMPANY THE		457,046 *
	Cherry Hill	New Jersey	1,504		Huntsville	Alabama	13,684
	East Windsor	New Jersey	50		Vandenberg AFB	California	2,026
	Livingston	New Jersey	383		Denver	Colorado	933
	Moorestown	New Jersey	46,577		Wichita	Kansas	7,590
	Princeton	New Jersey	26,904		Philadelphia	Pennsylvania	7,226
	Binghamton	New York	200		Kent	Washington	4,997
	Johnson City	New York	51		Renton	Washington	40
	Syracuse	New York	17,677		Seattle	Washington	420,548
	Utica	New York	1,165	10	RAYTHEON COMPANY		455,137 *
	Wright Patterson AFB	Ohio	1,392		Goleta	California	19,951
	Bethel	Pennsylvania	1,330		San Diego	California	160
	King of Prussia	Pennsylvania	9,605		Andover	Massachusetts	826
	Philadelphia	Pennsylvania	85,384		Bedford	Massachusetts	46,895
	Warminster	Pennsylvania	30		Boston	Massachusetts	150
	Burlington	Vermont	15,020		Burlington	Massachusetts	31
	Lynnhaven Shores	Virginia	47		Hanscom AFB	Massachusetts	2,394
	Yona	Marshall I	5,628		Lexington	Massachusetts	3,106
2	FOUNDATION HEALTH CORPORATION		817,832 *		Marlborough	Massachusetts	76,020
	Rancho Cordova	California	79,435		Norwood	Massachusetts	198
	Sacramento	California	738,397		Sudbury	Massachusetts	86,841
3	LOCKHEED AERONAUTICAL SYS CO		810,773 *		Tewksbury	Massachusetts	32,250
	Burbank	California	659		Waltham	Massachusetts	777
	Marietta	Georgia	810,115		Wayland	Massachusetts	149,896
4	LOCKHEED WESTERN EXPORT CO		769,457 *		West Andover	Massachusetts	3,318
	San Diego	California	208		Middletown	Rhode Island	218
	Marietta	Georgia	769,250		Portsmouth	Rhode Island	29,106
5	MCDONNELL DOUGLAS CORPORATION		743,692 *	11	UNITED TECHNOLOGIES CORP		395,613 *
	Long Beach	California	45		Huntsville	Alabama	3,187
	Palo Alto	California	2,750		Bloomfield	Connecticut	502
	San Bernardino	California	921-		East Hartford	Connecticut	8,799
	San Diego	California	489		East Hartland	Connecticut	192
	Santa Ana	California	382		Trumbull	Connecticut	1,275
	Tampa	Florida	429		West Palm Beach	Florida	381,658
	Titusville	Florida	3,618	12	LOCKHEED MISSILES & SPACE CO		395,584 *
	Sherman	Kansas	81		Huntsville	Alabama	5,350
	Wichita	Kansas	7,856		Palo Alto	California	11,012
	Berkeley	Missouri	930		Sunnyvale	California	348,565
	Hazelwood	Missouri	244		Mercury	Nevada	518
	St. Louis	Missouri	716,108		Albuquerque	New Mexico	1,247
	Norman	Oklahoma	10,903		Austin	Texas	28,890
	Bergstrom AFB	Texas	126	14	HUGHES AIRCRAFT COMPANY		353,693 *
	Randolph AFB	Texas	103		Huntsville	Alabama	28,267
	San Antonio	Texas	230		Tucson	Arizona	2,913
	Oceana Naval Air Sta	Virginia	320		Buena Park	California	3,290
6	GRUMMAN AEROSPACE CORPORATION		742,143 *		Carlsbad	California	3,495
	Edwards AFB	California	100		El Segundo	California	33,387
	Melbourne	Florida	56,313		Fullerton	California	49,514
	Bemis Heights	New York	156-		Goleta	California	53,996
	Bethpage	New York	685,475				
	Springfield	Virginia	410				

- = Minus Amount (Cancellations Exceed New Awards)
S = Small Business

**Table 2. Net Value of DOD Prime Contract Awards Over \$25,000
for RDT&E to U.S. Business Firms: FY 1993**

Rank	Name of Contractor	Location of Work	Thousands of Dollars	Rank	Name of Contractor	Location of Work	Thousands of Dollars
	HUGHES AIRCRAFT COMPANY (Cont)						
	Los Angeles	California	153,158	22	SCIENCE APPLICATIONS INTL CORP		257,630 *
	Malibu	California	9,456		Huntsville	Alabama	15,866
	Manhattan Beach	California	6,410		Tucson	Arizona	463
	San Diego	California	6,140		Herrnosa Beach	California	1,516
	Torrance	California	1,228		Ridgecrest	California	734
	Severna Park	Maryland	232		San Diego	California	100,161
	Hanscom AFB	Massachusetts	2,207		Santa Ana	California	2,218
15	ROCKWELL INTERNATIONAL CORP		347,916 *		Sunnyvale	California	150
	Anaheim	California	45,804		Torrance	California	10,511
	Downey	California	85,997		New London	Connecticut	2,855
	El Segundo	California	50-		Washington	D.C.	588
	Los Angeles	California	81,067		Stow	Maine	47
	Santa Barbara	California	150		Las Vegas	Nevada	432
	Seal Beach	California	6,725		Albuquerque	New Mexico	13,187
	Thousand Oaks	California	15,185		Beavercreek	Ohio	1,013
	Duluth	Georgia	2,463		Dayton	Ohio	10,637
	Puunene	Hawaii	11,401		Fort Washington	Pennsylvania	1,051
	Cedar Rapids	Iowa	81,620		Alexandria	Virginia	5,896
	Shreveport	Louisiana	49		Arlington	Virginia	22,699
	Albuquerque	New Mexico	495		Falls Church	Virginia	9,722
	Kirtland AFB	New Mexico	9,250		McKinnies Mill	Virginia	100
	Tulsa	Oklahoma	140		McLean	Virginia	46,344
	Richardson	Texas	7,621		Newington	Virginia	4,688
					Vienna	Virginia	6,632
16	LORAL VUGHT SYSTEMS		339,026 *		Bellevue	Washington	119
	Camden	Arkansas	26,326	23	INTERNATIONAL BUS MCHS CORP		241,940 *
	San Diego	California	2,115		Los Angeles	California	2,928
	Buffalo	New York	800		San Jose	California	1,787
	Beavercreek	Ohio	126		Boulder	Colorado	2,000
	Dallas	Texas	283,894		Orlando	Florida	30,785
	Grand Prairie	Texas	24,258		Bethesda	Maryland	90
	Arlington	Virginia	1,507		Gaithersburg	Maryland	30,360
17	WESTINGHOUSE ELECTRIC CORP		337,893 *		Owego	New York	65,762
	Sunnyvale	California	67,760		Yorktown	New York	4,387
	Annapolis	Maryland	6,958		Manassas	Virginia	103,840
	Baltimore	Maryland	71,502	26	TEXAS INSTRUMENTS INCORPORATED		233,220 *
	Cockeysville	Maryland	252		Redstone Arsenal	Alabama	80
	Hanover	Maryland	6,012		San Diego	California	446
	Linhigh	Maryland	399		Colorado Springs	Colorado	2,538
	Linthicum	Maryland	1,125		Dallas	Texas	183,234
	Sykesville	Maryland	205		Lewisville	Texas	39,344
	Sayreville	New Jersey	13,696		McKinney	Texas	6,783
	Cleveland	Ohio	7,811		Plano	Texas	700
	Pittsburgh	Pennsylvania	7,773		Sherman	Texas	94
	West Mifflin	Pennsylvania	154,400	27	MCDONNELL DOUGLAS AEROSPACE		224,376 *
18	AEROSPACE CORPORATION		301,094 *		Huntsville	Alabama	235
	El Segundo	California	301,094		Huntington Beach	California	210,784
19	BOEING SKRSKY COMANCHE TEAM JV		298,743 *		San Diego	California	125
	Philadelphia	Pennsylvania	298,743		Santa Ana	California	1,156
20	GENERAL ELECTRIC COMPANY		275,167 *		Vandenberg AFB	California	12,076
	Fitchburg	Massachusetts	2,500	28	GENERAL DYNAMICS CORPORATION		223,374 *
	Lynn	Massachusetts	178,798		San Diego	California	77,034
	Princeton	New Jersey	100		Groton	Connecticut	55,510
	Schenectady	New York	8,802		New London	Connecticut	281
	Cincinnati	Ohio	84,229		Ann Arbor	Michigan	1,500
	Evendale	Ohio	240		Lawrence	Michigan	32
	Seattle	Washington	498		Sterling Heights	Michigan	80,859
21	TELEDYNE INDUSTRIES INC		259,767 *		Warner	Michigan	311
	Huntsville	Alabama	83,421		Warren	Michigan	6,866
	Jackson	Alabama	214		Middletown	Rhode Island	50
	Palo Alto	California	1,124		Newport	Rhode Island	115-
	San Diego	California	30,525		Arlington	Virginia	1,046
	Santa Clara	California	2,135	29	AEROJET-GENERAL CORPORATION		196,034 *
	Lutherville-Timonium	Maryland	72		Azusa	California	178,105
	Muskegon	Michigan	140,787		Downey	California	1,636
	Hudson	New Hampshire	40		Nimbus	California	810
	Toledo	Ohio	1,220		Sacramento	California	14,621
	Alexandria	Virginia	229		Tustin	California	143
					Fort Walton Beach	Florida	519

- = Minus Amount (Cancellations Exceed New Awards)
S = Small Business

**Table 2. Net Value of DOD Prime Contract Awards Over \$25,000
for RDT&E to U.S. Business Firms: FY 1993**

Rank	Name of Contractor Location of Work	Thousands of Dollars	Rank	Name of Contractor Location of Work	Thousands of Dollars
	AEROJET-GENERAL CORPORATION (Cont)				
	Jonesboro Tennessee	200	40	NATIONAL PROGRAM OFFICE (NASP) Seal Beach California	104,596 * 104,596
30	DOUGLAS AIRCRAFT COMPANY	173,414 *	41	GRUMMAN CORPORATION	102,765 *
	Long Beach California	173,252		Melbourne Florida	101,611
	Torrance California	33		Bethpage New York	1,153
	San Antonio Texas	129	42	GTE GOVERNMENT SYSTEMS CORP	102,717 *
31	LORAL CORP	171,630 *		San Diego California	318
	Litchfield Park Arizona	2,002		Denver Colorado	73,733
	Glendale California	8,824		Needham Massachusetts	13,390
	Milpitas California	647		Taunton Massachusetts	5,764
	Palo Alto California	1,053		Waltham Massachusetts	541
	Pasadena California	7,259		Westborough Massachusetts	2,017
	San Jose California	25,780		Chantilly Virginia	1,015
	Sunnyvale California	19,800		Yona Marshall I	5,939
	Colorado Springs Colorado	35,439	43	MCDONNELL DOUGLAS HELICOPTER	101,015 *
	Sarasota Florida	100		Mesa Arizona	101,015
	Lexington Massachusetts	21,487	44	E-SYSTEMS INC	98,921 *
	St. Paul Minnesota	299		Saint Petersburg Florida	64,352
	Syosset New York	16,440		Dallas Texas	2,803
	Yonkers New York	3,461		Garland Texas	2,785
	Republican North Carolina	415		Greenville Texas	11,728
	Akron Ohio	12,127		Salt Lake City Utah	5,000
	Archbald Pennsylvania	16,343		Falls Church Virginia	12,039
	Naval USC Rhode Island	47		Vienna Virginia	213
	Reston Virginia	106	45	SSI SERVICES INC	97,861 *
32	GENERAL MOTORS CORPORATION	155,357 *		Arnold Air Force Sta Tennessee	97,861
	Indianapolis Indiana	155,313	46	COMPUTER SCIENCES CORPORATION	94,293 *
	Detroit Michigan	44		Huntsville Alabama	747
33	MARTIN MARIETTA SERVICES INC	141,432 *		Madison Alabama	979
	Princeton New Jersey	141,432		Longoc California	404
34	NORTHROP CORPORATION	131,551 *		San Bernardino California	1,545
	Hawthorne California	114,817		San Diego California	6,369
	Pico Rivera California	6,630		Andrews AFB Maryland	3,085
	Thousand Oaks California	4,874		Moorestown-Lenola New Jersey	40,394
	Rolling Meadows Illinois	5,230		Albuquerque New Mexico	1,470
35	LOCKHEED FORT WORTH CO	120,086 *		Holloman AFB New Mexico	267
	San Diego California	814		Warminster Pennsylvania	3,275
	Fort Worth Texas	119,272		Dahlgren Virginia	11,869
36	LORAL AEROSPACE CORP	118,726 *		Falls Church Virginia	23,888
	Newport Beach California	8,661	47	LITTON INDUSTRIES INC	86,227 *
	Palo Alto California	1,498		Tempe Arizona	6,827
	San Jose California	19,086		Agoura Hills California	1,022
	Sunnyvale California	1,299		Los Angeles California	70,057
	West Athens California	31		San Carlos California	2,151
	Colorado Springs Colorado	88,344		San Jose California	1,588
	Yona Marshall I	193-		Woodland California	3,825
37	JOHNSON CONTRLS WORLD SVCS INC	110,073 *		Waltham Massachusetts	496
	Cape Canaveral Florida	88,259		GERMANY	263
	Mercury Nevada	566	48	HARRIS CORPORATION	84,421 *
	Arnold Air Force Sta Tennessee	376-		Mountain View California	85
	Yona Marshall I	21,624		Fort Walton Beach Florida	329
38	NICHOLS RESEARCH CORPORATION	108,288 *		Melbourne Florida	77,258
	Huntsville Alabama	104,227		Palm Bay Florida	4,262
	New London Connecticut	100		Baltimore Maryland	204
	Cape Canaveral Florida	1,664		Lexington Massachusetts	131
	Wakefield Massachusetts	48		Buffalo New York	161
	Ann Arbor Michigan	460		New Hartford New York	267
	Dayton Ohio	1,789		Schenectady New York	350
39	LOCKHEED SANDERS INC	106,757 *		State College Pennsylvania	856
	New London Naval Und Connecticut	50		Austin Texas	337
	Hudson New Hampshire	11,698		Hampton Virginia	182
	Manchester New Hampshire	2,515			
	Merrimack New Hampshire	550			
	Nashua New Hampshire	90,153			
	White Sands MSL RGE New Mexico	1,792			

- = Minus Amount (Cancellations Exceed New Awards)
S = Small Business

**Table 2. Net Value of DOD Prime Contract Awards Over \$25,000
for RDT&E to U.S. Business Firms: FY 1993**

Rank	Name of Contractor	Location of Work	Thousands of Dollars	Rank	Name of Contractor	Location of Work	Thousands of Dollars
49	FMC CORPORATION		83,824 *	66	CALSPAN CORPORATION		55,233 *
	San Jose	California	14,822		Lawrence	Kansas	80
	Santa Clara	California	60,583		Buffalo	New York	20,798
	Minneapolis	Minnesota	8,419		Springville	New York	288
					Arnold Air Force Sta	Tennessee	34,066
51	ALLIANT TECHSYSTEMS INC		82,049 *	67	BDM MANAGEMENT SERVICES CO		54,783 *
	San Diego	California	1,132		Monterey	California	349
	Littleton	Colorado	221		Redlands	California	60
	Savannah	Georgia	60		Tyndall AFB	Florida	4,338-
	Brooklyn Park	Minnesota	13,492		Columbia	Maryland	125
	Edina	Minnesota	46,006		Albuquerque	New Mexico	7,452
	Edna (Township of)	Minnesota	1,398		Kirtland AFB	New Mexico	2,219
	Hibbing	Minnesota	534		Arlington	Virginia	991
	Hopkins	Minnesota	10,339		McLean	Virginia	47,875
	Minneapolis	Minnesota	2,247		Norfolk	Virginia	50
	Minnetonka	Minnesota	80				
	New Brighton	Minnesota	502	68	KAMAN SCIENCES CORPORATION		54,371 *
	Eatonville	New Jersey	477		Huntsville	Alabama	9,129
	Horseshoe	Pennsylvania	510		Colorado Springs	Colorado	19,573
	Middletown	Rhode Island	90		Hartford	Connecticut	110
	Arlington	Virginia	3,943		New London	Connecticut	105
	Mukilteo	Washington	853		Washington	D.C.	6,831
	Cudahy	Wisconsin	165		Barnstable	Massachusetts	395
52	TEXAS INSTR MARTIN MARIETTA JV		81,466 *		Albuquerque	New Mexico	8,906
	Denton	Texas	55,065		Utica	New York	4,209
	Lewisville	Texas	26,401		State College	Pennsylvania	3,866
53	TASC		79,109 *		Alexandria	Virginia	997
	Fort Walton Beach	Florida	6,165		Battle Creek	Virginia	250
	Patrick AFB	Florida	1,668	71	BOEING AEROSPACE OPERATIONS		52,874 *
	Reading	Massachusetts	61,353		Huntsville	Alabama	1,009
	New Hartford	New York	186		Houston	Texas	125
	Fairborn	Ohio	7,396		Kent	Washington	16,916
	Alazan	Texas	1,961		Seattle	Washington	34,824
	Arlington	Virginia	380	72	TEXTRON INC		51,038 *
54	LOCKHEED AIR TERMINAL INC		74,945 *		Everett	Massachusetts	6,829
	Burbank	California	74,945		Lowell	Massachusetts	760
56	MAC GREGOR-NAVIRE USA INC		70,880 *		Wilmington	Massachusetts	35,501
	Gulfport	Mississippi	13,178		Buffalo	New York	80
	Vienna	Virginia	57,702		Wheatfield	New York	788
					Cincinnati	Ohio	6,980
57	AMERICAN TELEPHONE & TELG CO		70,781 *	73	HONEYWELL INC		50,201 *
	Washington	D.C.	7,436		Phoenix	Arizona	1,497
	Naperville	Illinois	400		Clearwater	Florida	14,690
	Baton Rouge	Louisiana	33		Beverly	Massachusetts	41
	Holmdel	New Jersey	108		Bloomington	Minnesota	5,613
	Whippany	New Jersey	2,383		Minneapolis	Minnesota	7,695
	Greensboro	North Carolina	56,905		New Hope	Minnesota	60
	Arlington	Virginia	2,944		Plymouth	Minnesota	4,235
58	LIGHT HELICOPTER TURBINE ENG		67,524 *		St. Louis Park	Minnesota	2,284
	St. Louis	Missouri	67,524		Albuquerque	New Mexico	14,086
61	SVERDRUP TECHNOLOGY INC		58,735 *	74	ENGINEERING RESEARCH ASSOC		49,053 *
	Arnold Air Force Sta	Tennessee	54,900		Dallas	Texas	44,785
	Tullahoma	Tennessee	3,835		Vienna	Virginia	4,269
62	MAGNAVOK GOVT & INDSTR ELCTR		58,281 *	75	HERCULES INCORPORATED		48,944 *
	Torrance	California	18,619		Clearwater	Florida	16,192
	Fort Wayne	Indiana	39,620		McGregor	Texas	2,962
	Mahwah	New Jersey	42		Lyford	Texas	200
63	KEARFOOT GUIDANCE & NAVIGATION		57,919 *		Magna	Utah	26,043
	Little Falls	New Jersey	2,991		Rocket Center	West Virginia	3,546
	Wayne	New Jersey	54,928	76	GEC INCORPORATED		47,037 *
64	COLEMAN RESEARCH CORPORATION	S	56,779 *		San Diego	California	92
	Huntsville	Alabama	21,080		New London	Connecticut	88
	Orlando	Florida	35,126		Little Falls	New Jersey	4,655
	White Sands MSL RGE	New Mexico	573		Wayne	New Jersey	40,345
						UNITED KINGDOM	1,256

- = Minus Amount (Cancellations Exceed New Awards)
S = Small Business

**Table 2. Net Value of DOD Prime Contract Awards Over \$25,000
for RDT&E to U.S. Business Firms: FY 1993**

Rank	Name of Contractor	Location of Work	Thousands of Dollars	Rank	Name of Contractor	Location of Work	Thousands of Dollars
77	LOGICON R & D ASSOCIATES		45,106 *	88	OLIN ORDNANCE		39,170 *
	Los Angeles	California	677		Saint Petersburg	Florida	36,866
	Marina del Rey	California	27,684		Charleston	Tennessee	2,304
	Albuquerque	New Mexico	4,445	89	SPACE DATA CORPORATION		36,674 *
	Kirtland AFB	New Mexico	10,363		Chandler	Arizona	35,945
78	HARRIS MAGNAVOX SYSTEMS CO JV		44,681 *		Tempe	Arizona	2,730
	Melbourne	Florida	44,681	91	SIKORSKY AIRCRAFT DIVISION		35,714 *
90	MISSION RESEARCH CORPORATION	S	43,681 *		Troy	Alabama	21,392
	Anaheim	California	5,310		Stratford	Connecticut	14,322
	Costa Mesa	California	250	92	COLSA INC		35,165 *
	San Diego	California	150		Huntsville	Alabama	33,413
	San Diego	California	314		Odenton	Maryland	1,753
	Santa Barbara	California	22,448	93	BOEING CO & SIKORSKY ACFT JV		34,073 *
	Santa Maria Public A	California	393		Trumbull	Connecticut	360-
	Colorado Springs	Colorado	1,490		Philadelphia	Pennsylvania	30,000
	New London	Connecticut	60		Clarkeville	Tennessee	4,433
	Washington	D.C.	125	94	PRC INC		32,599 *
	Nashua	New Hampshire	3,132		Huntsville	Alabama	1,649
	Albuquerque	New Mexico	7,804		San Diego	California	4,596
	Los Alamos	New Mexico	150		Albuquerque	New Mexico	2,854
	Dayton	Ohio	131		Dahlgren	Virginia	2,748
	Newington	Virginia	1,925		McLean	Virginia	20,752
81	BOOZ ALLEN & HAMILTON INC		43,397 *	95	TRACOR AEROSPACE INC		32,070 *
	Huntsville	Alabama	1,708		San Ramon	California	233
	Mountain View	California	2,907		Austin	Texas	31,692
	Bethesda	Maryland	11,552		Provo	Utah	145
	Oceanport	New Jersey	40	96	LOGICON INC		30,492 *
	Albuquerque	New Mexico	895		Irvine	California	100
	Arlington	Virginia	6,395		Los Angeles	California	10,663
	Falls Church	Virginia	7,010		New London	Connecticut	118
	McLean	Virginia	12,890		Winter Park	Florida	197
82	BOLT BERANEK AND NEUMAN INC		42,680 *		Bellevue	Nebraska	561
	Los Angeles	California	916		Albuquerque	New Mexico	390
	San Diego	California	2,475		Wright Patterson AFB	Ohio	14,825
	New London	Connecticut	3,940		Warminster	Pennsylvania	57
	Cambridge	Massachusetts	31,350		Arlington	Virginia	943
	Frytown	Virginia	4,000		McLean	Virginia	2,637
84	HUGHES MISSILE SYSTEMS CO		42,011 *	97	MOTOROLA INC		30,096 *
	Tucson	Arizona	180		Chandler	Arizona	3,550
	Ontario	California	20,939		Scottsdale	Arizona	26,546
	Pomona	California	19,901	99	A A I CORPORATION		28,277 *
	Rancho Cucamonga	California	990		Bethesda	Maryland	866
85	RACAL COMMUNICATIONS INC		41,524 *		Cockeysville	Maryland	27,410
	Rockville	Maryland	41,524	100	GTE CORPORATION		27,769 *
86	ALLIED SIGNAL INC		39,725 *		Mountain View	California	43
	Phoenix	Arizona	2,400		Colorado Springs	Colorado	11,222
	Los Angeles	California	1,842		Needham	Massachusetts	7,325
	Torrance	California	37-		Waltham	Massachusetts	745
	Washington	D.C.	776		Westborough	Massachusetts	8,434
	Des Plaines	Illinois	246	101	ITT CORPORATION		27,531 *
	Hickman	Indiana	72		Eglin AFB	Florida	788
	Columbia	Maryland	30,339		Clifton	New Jersey	6,357
	Morristown	New Jersey	126		Nutley	New Jersey	10,250
	Albuquerque	New Mexico	3,962		Easton	Pennsylvania	91
87	SPARTA INC		39,300 *		Roanoke	Virginia	10,044
	Huntsville	Alabama	11,731	102	BDM INTERNATIONAL INC		27,330 *
	Edwards AFB	California	6,511		Huntsville	Alabama	6,348
	Laguna Hills	California	4,125		Monterey	California	1,625
	San Bernardino	California	71		Albuquerque	New Mexico	4,732
	San Diego	California	13,954		Kirtland AFB	New Mexico	1,286
	Lexington	Massachusetts	1,638		McLean	Virginia	13,305
	McLean	Virginia	1,270		Norfolk	Virginia	33

- = Minus Amount (Cancellations Exceed New Awards)
S = Small Business

**Table 2. Net Value of DOD Prime Contract Awards Over \$25,000
for RDT&E to U.S. Business Firms: FY 1993**

Rank	Name of Contractor Location of Work	Thousands of Dollars	Rank	Name of Contractor Location of Work	Thousands of Dollars
103	ANALYSIS & TECHNOLOGY INC	27,325 *		THIOL CORPORATION (Cont)	
	Groton Connecticut	391		Promontory Utah	740
	Mystic Connecticut	696		Salt Lake City Utah	300
	New London Connecticut	10,595	120	LAURENCE ASSOCIATES INC	21,073 *
	North Stonington Connecticut	5,788		Dayton Ohio	21,073
	Panama City Beach Florida	5,318	121	INTERMETRICS INC	20,956 *
	National Space Techn Mississippi	2,356		Huntington Beach California	1,123
	Butler Pennsylvania	40		Cambridge Massachusetts	3,750
	Middletown Rhode Island	393		Holloman AFB New Mexico	2,792
	Newport Rhode Island	542		Warminster Pennsylvania	11,142
	Arlington Virginia	1,207		McLean Virginia	2,150
104	NEWPORT NEWS SHPBUILDING DRYDOCK	27,167 *	122	MAXWELL LABORATORIES INC	20,654 *
	Newport News Virginia	27,167		San Diego California	19,710
105	CADILLAC GAGE TEXTRON INC	25,923 *		Albuquerque New Mexico	192
	Aberdeen Maryland	341		Reams Virginia	100
	Warren Michigan	25,582		Reston Virginia	652
106	JAYCOR	25,694 *	123	ATLANTIC RESEARCH CORPORATION	20,544 *
	San Diego California	17,875		Washington D.C.	32
	Colorado Springs Colorado	1,451		Rockville Maryland	3,216
	Vicksburg Mississippi	121		Severna Park Maryland	758
	Albuquerque New Mexico	810		Fairborn Ohio	1,954
	Fairborn Ohio	2,657		Alexandria Virginia	481
	Vienna Virginia	2,630		Dahlgren Virginia	75
	Wise (Gladeville) Virginia	150		Fredericksburg Virginia	3,042
107	ASSURANCE TECHNOLOGY CORP S	24,921 *		Gainesville Virginia	10,986
	Washington D.C.	540	124	TRACOR APPLIED SCIENCES INC	20,016 *
	Carlisle Massachusetts	19,664		San Diego California	231
	Alexandria Virginia	4,717		San Ramon California	480
108	ESL INCORPORATED	24,607 *		Groton Connecticut	1,107
	Sunnyvale California	24,062		New London Connecticut	1,316
109	SCHAFER W J ASSOCIATES INC	24,108 *		Bayview Idaho	1,461
	Chelmsford Massachusetts	23,840		California Maryland	7,451
	Arlington Virginia	268		Rockville Maryland	903
113	GEO CENTERS INC	23,337 *		Austin Texas	5,352
	Washington D.C.	5,384		San Antonio Texas	160
	Aberdeen PROV GRND Maryland	270		Arlington Virginia	1,556
	Boston Massachusetts	1,239	125	MODERN TECHNOLOGIES CORP S	19,522 *
	Natick R & D Center Massachusetts	2,733		Oceanport New Jersey	7,846
	Newton Massachusetts	13,711		Columbus Ohio	913
115	VABO INC	23,018 *		Dayton Ohio	2,954
	Garland Texas	23,018		San Antonio Texas	7,809
116	PARAMAX SYSTEMS CORP	22,899 *	127	MAK'IN MARIETTA DIEHL THORN JV	19,329 *
	Huntsville Alabama	71		Orlando Florida	19,329
	San Diego California	1,194	128	UTC OPTICAL SYSTEMS INC	19,138 *
	Panama City Beach Florida	1,840		West Palm Beach Florida	18,506
	St. Paul Minnesota	5,180		Kirtland AFB New Mexico	633
	Great Neck New York	4,998	130	VITRO CORPORATION	18,698 *
	Paoli Pennsylvania	478		Bath Maine	372
	Trevoze Pennsylvania	200		Bethesda Maryland	35
	Warminster Pennsylvania	97		Silver Spring Maryland	4,885
	Naval USC Rhode Island	49		Pascagoula Mississippi	378
	Dahlgren Virginia	870		Moorestown-Lenola New Jersey	80
	McLean Virginia	75		Warminster Pennsylvania	3,437
	Newington Virginia	100		Middletown Rhode Island	239
	Reston Virginia	7,747		Dahlgren Virginia	9,274
117	EEB SYSTEMS CORPORATION S	21,653 *	131	ORBITAL SCIENCES CORPORATION S	18,678 *
	Highland Park Virginia	323		Tempe Arizona	109
	Vienna Virginia	21,330		Chantilly Virginia	8,250
119	THIOL CORPORATION	21,405 *		Dulles Int A/P Virginia	313
	Huntsville Alabama	576		Fairfax Virginia	8,047
	Shreveport Louisiana	174		McLean Virginia	1,959
	Elkton Maryland	12,174			
	Marshall Texas	315			
	Brigham City Utah	7,126			

- = Minus Amount (Cancellations Exceed New Awards)
S = Small Business

**Table 2. Net Value of DOD Prime Contract Awards Over \$25,000
for RDT&E to U.S. Business Firms: FY 1993**

Rank	Name of Contractor Location of Work	Thousands of Dollars	Rank	Name of Contractor Location of Work	Thousands of Dollars
132	SYSTEMS RESEARCH LABORATORIES Dayton Ohio Wright Patterson AFB Ohio San Antonio Texas	18,416 * 2,695 14,611 1,110	153	CONCURRENT COMPUTER CORP Johnstown Pennsylvania	15,354 * 15,354
134	INTEL CORPORATION Beaverton Oregon	18,114 * 18,114	154	UNISYS CORPORATION San Diego California Panama City Beach Florida St. Paul Minnesota Great Neck New York Trevoee Pennsylvania Warminster Pennsylvania Salt Lake City Utah Dahlgren Virginia McLean Virginia	15,313 * 332 320 3,441 6,734 457 300 2,707 70 952
135	GTE SYLVANIA COM PRODUCTS Needham Massachusetts Westborough Massachusetts	18,044 * 17,772 272	155	SRA INTERNATIONAL INC El Segundo California Arlington Virginia	15,143 * 1,128 14,015
137	PHYSICS INTERNATIONAL COMPANY San Leandro California Andover Massachusetts	17,637 * 17,461 176	157	MADEN TECH CONSULTING INC Arlington Virginia McLean Virginia	14,925 * 12,970 1,955
138	NORDEN SYSTEMS INC New London Connecticut Norwalk Connecticut Melville New York	17,613 * 180 4,957 12,476	158	THINKING MACHINES CORPORATION Cambridge Massachusetts	14,701 * 14,701
140	FAIRCHILD SPACE AND DEF CORP Washington D.C. Annapolis Maryland Greenbelt Maryland	17,363 * 174 16,130 1,059	159	CTA INCORPORATED Ridgecrest California Englewood Colorado Rockville Maryland	14,440 * 14,187 223 30
141	LOCKHEED ENGRG & SCIENCES CO White Sands MSL RGE New Mexico Dugway Proving Grd Utah	17,149 * 10,991 6,158	160	FAIRCHILD INDUSTRIES INC Annapolis Maryland Germantown Maryland Greenbelt Maryland	14,408 * 5,071 9,126 210
142	CHRYSLER TECH ARBR SYSTEMS Waco Texas	16,998 * 16,998	161	AMHERST SYSTEMS INC Buffalo New York	14,251 * 14,251
143	CAS INC Huntsville Alabama S	16,795 * 16,795	162	LTV CORPORATION Camden Arkansas Dallas Texas	14,191 * 15,625 1,434-
144	OLIN CORPORATION Saint Petersburg Florida	16,755 * 16,755	163	SPACE APPLICATIONS CORPORATION Santa Clara California Arlington Virginia Kent Washington	14,131 * 11,402 2,406 322
145	HAZELTINE CORPORATION Braintree Massachusetts Greenlawn New York	16,629 * 1,083 15,545	164	QUESTECH INC San Diego California Washington D.C. Dayton Ohio Wright Patterson AFB Ohio Falls Church Virginia	14,121 * 143 1,098 3,486 1,118 8,276
146	BALL CORPORATION Boulder Colorado Broomfield Colorado Kirtland AFB New Mexico	16,499 * 14,718 1,085 697	165	PLANNING SYSTEMS INCORPORATED San Diego California Washington D.C. Slidell Louisiana Silver Spring Maryland National Space Techn Mississippi McLean Virginia Oak Ridge Virginia	14,095 * 400 239 125 456 3,385 9,440 50
147	THERMO ELECTRON CORPORATION San Diego California Waltham Massachusetts	16,396 * 16,361 35	166	ADVANCE INCORPORATED Arlington Virginia Dahlgren Virginia	14,086 * 11,672 2,414
149	ARINC RESEARCH CORPORATION San Diego California Annapolis Maryland	16,012 * 13,160 2,852	167	ELECTRONIC WARFARE ASSOCIATES Orlando Florida Dayton Ohio Vienna Virginia Fairmont West Virginia	13,654 * 252 11,648 313 1,441
150	SYSTEM PLANNING CORPORATION Santa Cruz California Chesapeake Beach Maryland Arlington Virginia Hampton Virginia Vienna Virginia	15,877 * 51 775 14,171 309 572			
151	HARSCO CORPORATION York Pennsylvania	15,798 * 15,798			
152	ORINCON CORPORATION San Diego California Arlington Virginia	15,616 * 15,504 112			

- = Minus Amount (Cancellations Exceed New Awards)
S = Small Business

**Table 2. Net Value of DOD Prime Contract Awards Over \$25,000
for RDT&E to U.S. Business Firms: FY 1993**

Rank	Name of Contractor	Location of Work	Thousands of Dollars	Rank	Name of Contractor	Location of Work	Thousands of Dollars
168	SENCOR INC		13,603 *	185	GENERAL ATOMICS		11,871 *
	Mount Laurel	New Jersey	13,561		San Diego	California	11,871
	Warminster	Pennsylvania	41				
169	NICHOLSON & ASSOCIATES INC	S	13,490 *	186	SAIC ENGINEERING SYSTEMS		11,862 *
	Huntsville	Alabama	13,490		San Diego	California	11,862
170	TECOLOTE RESEARCH INC	S	13,261 *	187	MORTON COMPANY		11,619 *
	Huntsville	Alabama	2,627		Northborough	Massachusetts	11,501
	Santa Barbara	California	7,815		Ravenna	Ohio	118
	Dayton	Ohio	2,820				
171	CHAMBERLAIN MANUFACTURING CORP		13,193 *	188	SPARTAN CORPORATION		11,557 *
	Waterloo	Iowa	216		Fort Wayne	Indiana	4,161
	Bethesda	Maryland	1,544		Jackson	Michigan	7,396
	Cockeysville	Maryland	10,634				
	Scranton	Pennsylvania	800	189	AVCO RESEARCH LABS		11,492 *
					Everett	Massachusetts	11,492
172	COMPREHENSIVE TECH INTL	S	13,146 *	190	KAMAN AEROSPACE CORPORATION		11,349 *
	Arlington	Virginia	13,102		Tucson	Arizona	652
	Chantilly	Virginia	43		Bloomfield	Connecticut	10,697
174	SMITHS INDUSTRIES INC USA		13,069 *	191	VERAC INCORPORATED		11,295 *
	Grand Rapids	Michigan	13,069		San Diego	California	4,796
					Albuquerque	New Mexico	400
175	EG&G WASHINGTON ANALYTICAL SVC		12,813 *		Fairborn	Ohio	6,099
	Groton	Connecticut	554	192	SONALYSTS INC		11,111 *
	New London	Connecticut	210		San Diego	California	1,794
	Bivalve	Maryland	225		Groton	Connecticut	315
	Rockville	Maryland	8,168		New London	Connecticut	4,453
	Dahlgren	Virginia	3,656		Waterford	Connecticut	4,254
176	AMTEC CORPORATION	S	12,730 *		Washington	D.C.	136
	Huntsville	Alabama	12,730		Winter Park	Florida	129
					Norfolk	Virginia	30
177	DYNETICS INC	S	12,306 *	193	VEDA INCORPORATED		11,083 *
	Huntsville	Alabama	12,306		Lexington Park	Maryland	191
178	S F A INC	S	12,211 *		Dayton	Ohio	5,306
	Washington	D.C.	9,695		Warminster	Pennsylvania	4,971
	Bethesda	Maryland	94		Alexandria	Virginia	615
	Frederick	Maryland	248	194	TRACOR INC		10,969 *
	Landover	Maryland	2,174		New London	Connecticut	278
179	TECHNOLOGY APPLICATIONS SVC CO	S	12,208 *		Rockville	Maryland	171
	Gaithersburg	Maryland	12,208		Austin	Texas	9,832
180	JOHNSON MATTHEY INC		12,157 *		San Antonio	Texas	394
	Spokane	Washington	12,157		Provo	Utah	294
181	ORION INTERNATIONAL TECH	S	12,133 *	195	ALLIED SIGNAL AEROSPACE CO		10,895 *
	Palm Bay	Florida	1,561		Phoenix	Arizona	905
	Albuquerque	New Mexico	4,801		Tempe	Arizona	200
	Bernalillo	New Mexico	574		Torrance	California	2,546
	White Sands MSL RGE	New Mexico	5,198		South Bend	Indiana	107
182	LITTON SYSTEMS INC		12,031 *		Baltimore	Maryland	5,500
	Los Angeles	California	7,322		Columbia	Maryland	659
	San Jose	California	100		St. Inigoes	Maryland	740
	Sunnyvale	California	145		Teterboro	New Jersey	237
	Woodland	California	139	196	ENVIRONMENTAL TECH GROUP	S	10,508 *
	South Windsor	Connecticut	600		Baltimore	Maryland	6,499
	Davenport	Iowa	801		Chelsea Beach	Maryland	4,010
	College Park	Maryland	163	198	EBASCO SERVICES INCORPORATED		10,356 *
	Lexington	Massachusetts	2,761		New York	New York	10,174
183	CUBIC CORPORATION		12,024 *		Bellevue	Washington	182
	San Diego	California	12,024	199	VITRONICS INC		10,268 *
					Eatontown	New Jersey	10,268
184	MEVATEC CORPORATION	S	11,973 *	200	CONTRAVES INC		10,172 *
	Huntsville	Alabama	11,973		Marlboro	Massachusetts	1,161
					Koppel	Pennsylvania	8,307
					Pittsburgh	Pennsylvania	704

- = Minus Amount (Cancellations Exceed New Awards)
S = Small Business

**Table 2. Net Value of DOD Prime Contract Awards Over \$25,000
for RDT&E to U.S. Business Firms: FY 1993**

Rank	Name of Contractor	Location of Work	Thousands of Dollars	Rank	Name of Contractor	Location of Work	Thousands of Dollars
201	BECHTEL NATIONAL INC	San Francisco California	10,163 *	220	FOSTER MILLER INC	Port Hueneme California S	9,034 *
			10,163			New London Connecticut	65
202	TEXAS INSTRS WESTINGHOUSE JV	Dallas Texas	10,139 *			Silver Spring Maryland	52
		McKinney Texas	8,315			Waltham Massachusetts	49
			1,824			Weston Massachusetts	8,813
203	CARTURIGHT ELECTRONICS INC	Duncan Arkansas S	9,962 *				55
		Fullerton California	3,525	221	RAIL COMPANY	Falls Church Virginia S	8,915 *
			6,437				8,915
204	SRS TECHNOLOGIES	Huntsville Alabama S	9,902 *	222	TSI INCORPORATED	St. Paul Minnesota S	8,780 *
		Newport Beach California	1,493				8,780
			8,409	223	RESEARCH & DEVELOPMENT LABS	China Lake NWC California S	8,755 *
205	AEROMET INC	Tulsa Oklahoma S	9,898 *			Culver City California	27
		Yona Marshall I	9,214			Los Angeles California	8,539
			684				189
206	MULTI-ELECTRIC MFG INC	Chicago Illinois S	9,762 *	224	TEC-MASTERS INC	Huntsville Alabama S	8,742 *
			9,762				8,742
208	PMB ENGINEERING INC	Port Hueneme California	9,670 *	225	BELL HELICOPTER SERVICES INC	Fort Worth Texas	8,738 *
		Arlington Virginia	4,211				8,738
			5,460	226	MEI TECHNOLOGY CORPORATION	Lexington Massachusetts S	8,626 *
209	APPLIED RESEARCH ASSOC INC	Huntsville Alabama S	9,581 *			Rome New York	8,416
		Tyndall AFB Florida	335			San Antonio Texas	165
		Vicksburg Mississippi	719				45
		Albuquerque New Mexico	132	227	SCHNEIDER INC	Arnold Air Force Sta Tennessee	8,553 *
		Raleigh North Carolina	7,128				8,553
		South Royalton Vermont	125	228	INTERNATIONAL SCIENTIFIC PDTS	San Jose California S	8,444 *
		Springfield Virginia	374				8,444
			768	229	SCIENCE & TECHNOLOGY CORP	Washington D.C. S	8,421 *
210	OGDEN GOVERNMENT SERVICES CO	San Diego California	9,575 *			Las Cruces New Mexico	120
			9,575			Arlington Virginia	1,160
211	LOS ALAMOS TECHNICAL ASSOC INC	Albuquerque New Mexico S	9,539 *			Hampton Virginia	340
		Los Alamos New Mexico	1,083				6,801
			8,456	230	GTE PRODUCTS CORP	Mountain View California	8,417 *
212	PHYSICAL SCIENCES INC	Port Hueneme California S	9,295 *			Rockville Maryland	6,782
		Cockeysville Maryland	48			Towanda Pennsylvania	499
		Landover Maryland	550				1,136
		Andover Massachusetts	2,322	231	UES INC	Fort Rucker Alabama S	8,390 *
			6,375			Dayton Ohio	158
213	ARES CORPORATION	Arlington Virginia S	9,289 *				8,232
			9,289	232	PACER SYSTEMS INC	Panama City Florida	8,383 *
214	HORIZONS TECHNOLOGY INC	San Diego California S	9,278 *			Billerica Massachusetts	5,277
		Melbourne Florida	4,228			Horsham Pennsylvania	448
			5,050				2,659
215	PIASECKI AIRCRAFT CORP	Essington Pennsylvania S	9,278 *	233	GENERAL RESEARCH CORPORATION	Huntsville Alabama	8,319 *
			9,278			Santa Barbara California	4,716
216	ADVANCED TECHNOLOGY MATERIALS	Danbury Connecticut S	9,138 *			Reading Massachusetts	3,364
		New Milford Connecticut	8,608			Fairborn Ohio	58
			530			Vienna Virginia	79
217	WESTINGHOUSE AIRSHIPS INC	Baltimore Maryland	9,055 *				101
			9,055	235	SOFTech INC	San Diego California	8,066 *
218	MARTIN MARIETTA WESTINGHOUSE JV	Orlando Florida	9,050 *			Dayton Ohio	546
			9,050				7,520
219	BELL HELICOPTER TEXTRON INC	Fort Worth Texas	9,046 *	236	AUTOMATED SCIENCES GROUP INC	Huntsville Alabama S	8,037 *
			9,046				8,037
				237	ROTARY POWER INTERNATIONAL	Wood-Ridge New Jersey S	8,017 *
							8,017

- = Minus Amount (Cancellations Exceed New Awards)
S = Small Business

**Table 2. Net Value of DOD Prime Contract Awards Over \$25,000
for RDT&E to U.S. Business Firms: FY 1993**

Rank	Name of Contractor	Location of Work	Thousands of Dollars	Rank	Name of Contractor	Location of Work	Thousands of Dollars
238	FRONTIER ENGINEERING INC	S	7,779 *	262	CAE INDUSTRIES INC		6,218 *
	Dayton	Ohio	7,130		Luke AFB	Arizona	2,013
	Stillwater	Oklahoma	650		Binghamton	New York	4,160
					Irving	Texas	45
239	INFOTEC DEVELOPMENT INC	S	7,771 *	263	DBA SYSTEMS INC	Florida	6,194 *
	Santa Ana	California	5,231		Melbourne		6,194
	Sunnyvale	California	2,540				
240	KOPIN CORPORATION	S	7,654 *	264	PHOTON RESEARCH ASSOCIATES INC	S	6,166 *
	Taunton	Massachusetts	7,654		Placentia	California	1,550
					San Diego	California	4,616
241	PAR TECHNOLOGY CORPORATION		7,614 *	266	PHOTONICS TECHNOLOGY INC	S	6,101 *
	New Hartford	New York	7,614		Northwood	Ohio	6,101
242	ETEC SYSTEMS INC		7,323 *	267	ETA TECHNOLOGIES CORPORATION	S	6,056 *
	Hayward	California	7,323		Inglewood	California	2,267
243	STANFORD TELECOMMUNICATIONS	S	7,296 *		Los Angeles	California	250
	Santa Clara	California	6,699		San Diego	California	3,539
	Reston	Virginia	599				
245	SYNETICS CORPORATION	S	7,165 *	268	MDT ADVISERS INC		6,016 *
	El Cajon	California	50		Cambridge	Massachusetts	5,677
	San Diego	California	280		Waltham	Massachusetts	339
	Wakefield	Massachusetts	4,785	269	HOWMET CORPORATION		6,000 *
	Dahlgren	Virginia	2,050		Whitehall	Michigan	6,000
246	ARETE ASSOCIATES	S	7,125 *	270	LOCKHEED CORPORATION		5,905 *
	Los Angeles	California	7,125		Burbank	California	156
247	INTERSTATE ELECTRONICS CORP		6,997 *		Los Angeles	California	130
	Anaheim	California	6,997		Ontario	California	523
248	LUFKIN INDUSTRIES INC		6,995 *		Palmdale	California	5,122
	Lufkin	Texas	6,995		Marietta	Georgia	124
250	SOFTWARE TECHNOLOGY INC		6,892 *		Fort Worth	Texas	150-
	Washington	D.C.	2,051	273	DYNAMICS RESEARCH CORPORATION		5,813 *
	Melbourne	Florida	4,841		Wilmington	Massachusetts	4,575
251	INTERNATIONAL SOFTWARE SYSTEMS	S	6,884 *		Arlington	Virginia	1,238
	Austin	Texas	6,884	274	METRON INC	S	5,755 *
252	ASI SYSTEMS INTERNATIONAL	S	6,864 *		Solana Beach	California	264
	Anaheim	California	4,503		Warminster	Pennsylvania	436
	Fort Walton Beach	Florida	2,361		Reston	Virginia	5,055
253	HILTON SYSTEMS INC	S	6,721 *	275	MAC AULAY-BROWN INC	S	5,721 *
	Huntsville	Alabama	1,383		Dayton	Ohio	1,950
	Atlanta	Georgia	455		Fairborn	Ohio	500
	Jackson	Mississippi	733		Wright Patterson AFB	Ohio	3,271
	Vicksburg	Mississippi	4,151	276	APPLIED RESEARCH INC	S	5,689 *
254	AEROTHERM CORPORATION		6,675 *		Huntsville	Alabama	3,567
	Mountain View	California	583		Arlington	Virginia	2,122
	White Sands MSL RGE	New Mexico	6,092	277	KDI PRECISION PRODUCTS INC		5,687 *
256	HUGHES TRAINING INC		6,561 *		Columbia	Maryland	100
	San Diego	California	1,797		Cincinnati	Ohio	5,587
	West Covina	California	328	278	SYSCON CORPORATION		5,665 *
	Minneapolis	Minnesota	661		San Diego	California	820
	Arlington	Texas	3,774		New London	Connecticut	1,303
259	AEL INDUSTRIES INC		6,524 *		Washington	D.C.	412
	Dayton	Ohio	6,085		Silver Spring	Maryland	1,358
	Lansdale	Pennsylvania	438		Middletown	Rhode Island	666
260	GRUMMAN DATA SYSTEMS CORP		6,342 *		Naval USC	Rhode Island	131
	San Diego	California	250		Newport	Rhode Island	125
	Bethpage	New York	4,987		Dahlgren	Virginia	850
	Woodbury	New York	716	279	AMCOMP CORPORATION	S	5,660 *
	Springfield	Virginia	389		Rancho Palos Verdes	California	5,660

- = Minus Amount (Cancellations Exceed New Awards)
S = Small Business

**Table 2. Net Value of DOD Prime Contract Awards Over \$25,000
for RDT&E to U.S. Business Firms: FY 1993**

Rank	Name of Contractor Location of Work	Thousands of Dollars	Rank	Name of Contractor Location of Work	Thousands of Dollars
280	COMPUTING DISTRIBUTORS INTL Minneapolis Minnesota	5,626 * 5,626	305	DIGITAL WIZARDS INC San Diego California	S 4,991 * 4,991
282	INCO UNITED STATES INC Wrightsville Beach North Carolina	5,610 * 5,610	306	ADVANCED LITHOGRAPHY GROUP Columbia Maryland	S 4,985 * 4,985
283	I-NET INC Bethesda Maryland	S 5,592 * 5,592	307	MC WHITE SCIENTIFIC Rockville Maryland	S 4,979 * 4,979
284	CALIFORNIA RESEARCH & TECH Los Angeles California Princeton New Jersey Dayton Ohio	5,577 * 4,757 772 47	308	MANTECH INTERNATIONAL CORP Edwards AFB California Wright Patterson AFB Ohio Fairfax Virginia	4,962 * 1,416 2,947 599
285	VISIDYNE INC Goleta California Burlington Massachusetts	S 5,472 * 3,015 2,457	309	SYSTEM RESOURCES CORPORATION Shrewsbury New Jersey	S 4,960 * 4,960
286	LYNNE GILFILLAN ASSOC Fairfax Virginia	S 5,374 * 5,374	311	SPIRE CORPORATION Bedford Massachusetts Dumfries Virginia	S 4,927 * 4,848 80
287	WHITTAKER CORPORATION Simi Valley California	5,313 * 5,313	313	AEPCO INC Rockville Maryland	S 4,897 * 4,897
288	KENDALL SQUARE RESEARCH CORP Waltham Massachusetts	S 5,311 * 5,311	314	APPLIED MEASUREMENT SYSTEMS New London Connecticut Bakers Mill Florida Hollywood Florida Burlington Massachusetts	S 4,890 * 1,691 75 3,119 5
289	AM GENERAL CORPORATION South Bend Indiana Livonia Michigan	5,282 * 2,733 2,549	315	WILLIAMS INTERNATIONAL CORP Walled Lake Michigan	4,887 * 4,887
290	PHYSICAL OPTICS CORPORATION Torrance California	S 5,260 * 5,260	316	INTER-NATIONAL RESEARCH INST Reston Virginia	S 4,875 * 4,875
291	UNITED INTERNATIONAL ENGRG Huntsville Alabama Albuquerque New Mexico	S 5,222 * 380 4,843	317	TRUSTED INFORMATION SYSTEMS Glenwood Maryland	S 4,872 * 4,872
292	CUMMINS ENGINE COMPANY INC Columbus Indiana	5,195 * 5,195	318	MANAGEMENT CONSULTING & RES Falls Church Virginia	S 4,853 * 4,853
293	ALPHATECH INC Burlington Massachusetts	S 5,183 * 5,183	319	LIFE CYCLE ENGINEERING INC Charleston South Carolina	S 4,807 * 4,807
294	COORS PORCELAIN COMPANY Golden Colorado Ocean Springs Mississippi	5,163 * 163 5,000	320	DAVID SARNOFF RESEARCH CENTER West Lafayette Indiana Princeton New Jersey	4,791 * 80 4,711
295	SUNMA TECHNOLOGY INC Huntsville Alabama	S 5,160 * 5,160	321	ORLANDO TECHNOLOGY INC Shalimar Florida	S 4,767 * 4,767
297	CONCORD HILL GROUP INC Burlington Massachusetts Barnstable Massachusetts Rome New York	S 5,147 * 4,499 449 199	323	SUPERCONDUCTOR TECHNOLOGIES Santa Barbara California	S 4,720 * 4,720
299	ELECTRONIC DECISIONS INC Urbana Illinois	S 5,119 * 5,119	326	TITAN CORPORATION Costa Mesa California Los Angeles California San Diego California Colorado Springs Colorado Vienna Virginia	4,671 * 321 730 2,172 448 1,000
300	DCS CORPORATION Alexandria Virginia	5,084 * 5,084	327	ELECTRONICS & SPACE CORP St. Louis Missouri	4,665 * 4,665
301	M R J GROUP Oakton Virginia	S 5,045 * 5,045	328	XONTECH INC Los Angeles California	S 4,641 * 4,641
302	FIBERTEK INC Herndon Virginia	S 5,031 * 5,031	330	BERKELEY RESEARCH ASSOCIATES Berkeley California Washington D.C. Springfield Virginia	S 4,625 * 938 877 2,810
303	IFIRA CORPORATION Albuquerque New Mexico	S 5,007 * 5,007			

- = Minus Amount (Cancellations Exceed New Awards)
S = Small Business

**Table 2. Net Value of DOD Prime Contract Awards Over \$25,000
for RDT&E to U.S. Business Firms: FY 1993**

Rank	Name of Contractor	Location of Work	Thousands of Dollars	Rank	Name of Contractor	Location of Work	Thousands of Dollars
331	PLANNING CONSULTANTS INC		S 4,589 *	361	SYNDETIX INCORPORATED		S 4,117 *
	Dahlgren	Virginia	4,589		Las Cruces	New Mexico	470
334	COMPUTER SCIENCE APPLICATIONS		S 4,500 *		White Sands MSL RGE	New Mexico	3,647
	Eglin AFB	Florida	4,500	362	COMMONWEALTH TECHNOLOGY INC		S 4,117 *
335	AUTOMATION GROUP INC		S 4,486 *		Washington	D.C.	3,918
	San Francisco	California	4,486		Alexandria	Virginia	199
336	CAMBER CORPORATION		S 4,482 *	363	KNOWLEDGE BASED SYSTEMS INC		S 4,113 *
	Huntsville	Alabama	3,939		College Station	Texas	4,025
	Cambridge	Massachusetts	542		San Antonio	Texas	88
337	ANALYTIX ELECTRONIC SYSTEMS		4,470 *	364	EASTMAN KODAK COMPANY		4,100 *
	Hudson	New Hampshire	4,470		Rochester	New York	562
340	SYSTEM DYNAMICS INTERNATIONAL		S 4,464 *		Koppel	Pennsylvania	1,140
	Huntsville	Alabama	4,464		Pittsburgh	Pennsylvania	2,398
341	PHASE IV SYSTEMS INC		S 4,458 *	366	CERIDIAN CORPORATION		4,076 *
	Huntsville	Alabama	4,458		Bloomington	Minnesota	3,650
342	HUGHES DANBURY OPTICAL SYSTEMS		4,454 *		Minneapolis	Minnesota	324
	Danbury	Connecticut	4,454		Fort Belvoir	Virginia	102
343	XETRON CORPORATION		4,447 *	368	VANGUARD RESEARCH INC		S 4,041 *
	Cincinnati	Ohio	4,447		Falcon	Colorado	750
344	EPOCH ENGINEERING INC		S 4,446 *		Fairfax	Virginia	3,291
	New London Naval Und	Connecticut	218	369	G & F COMPANY		4,000 *
	Bath	Maine	148		Santa Clara	California	4,000
	Gaithersburg	Maryland	4,080	370	EAI CORPORATION		S 3,992 *
347	MRS TECHNOLOGY INC		S 4,398 *		Abingdon	Maryland	3,992
	Chelmsford	Massachusetts	4,398	372	MILLIPORE CORPORATION		3,898 *
348	ATLANTIC AEROSPACE ELECTRONICS		S 4,387 *		Bedford	Massachusetts	3,898
	Greenbelt	Maryland	4,017	373	B-K DYNAMICS INC		3,894 *
	Waltham	Massachusetts	370		San Diego	California	877
349	AUTOMATION RES SYSTEMS LTD		S 4,377 *		Washington	D.C.	656
	Alexandria	Virginia	4,377		Adelphi	Maryland	215
350	ISX CORPORATION		S 4,372 *		Rockville	Maryland	2,146
	Thousand Oaks	California	750	374	RAYTHEON MIDDLE EAST SYSTEMS CO		3,819 *
	Westlake Village	California	3,623		Bedford	Massachusetts	3,819
352	CBI NA-CON INC		4,333 *	375	ELDYNE INC		S 3,790 *
	Norcross	Georgia	4,333		San Diego	California	3,790
353	VECTOR RESEARCH COMPANY INC		S 4,328 *	376	MAR INCORPORATED		3,776 *
	Bethesda	Maryland	3,911		Panama City	Florida	2,000
	Rockville	Maryland	418		Rockville	Maryland	1,776
354	ECC INTERNATIONAL CORP		S 4,328 *	377	INTEGRATED SYSTEMS INC		S 3,766 *
	Orlando	Florida	4,187		Palo Alto	California	323
	Wayne	Pennsylvania	142		Santa Clara	California	3,442
355	R J O ENTERPRISES INC		S 4,211 *	378	TERA COMPUTER COMPANY		S 3,750 *
	Lanham	Maryland	3,916		Seattle	Washington	3,750
	Dayton	Ohio	296	379	DIGITAL SYSTEMS RESEARCH INC		S 3,743 *
357	SUPPORT CONTG SYSTEMS JV		4,177 *		Arlington	Virginia	3,743
	Camarillo	California	4,177	380	SYSTRAN CORPORATION		S 3,728 *
359	ENSCO INC		S 4,130 *		Dayton	Ohio	3,728
	Springfield	Virginia	4,130	382	ADVANCED RESOURCE TECHNOLOGIES		S 3,697 *
360	HUGHES STX CORPORATION		4,127 *		Alexandria	Virginia	3,697
	Edwards AFB	California	385	383	SPECTRA DIODE LABORATORIES		S 3,693 *
	Washington	D.C.	3,305		San Jose	California	3,693
	Lanham	Maryland	175				
	Severna Park	Maryland	138				
	Lexington	Massachusetts	124				

- = Minus Amount (Cancellations Exceed New Awards)
S = Small Business

**Table 2. Net Value of DOD Prime Contract Awards Over \$25,000
for RDT&E to U.S. Business Firms: FY 1993**

Rank	Name of Contractor	Location of Work	Thousands of Dollars	Rank	Name of Contractor	Location of Work	Thousands of Dollars
384	SENSIS CORPORATION			411	REVEO INC		
	De Witt	New York	S 3,660 *		Hawthorne	New York	S 3,212 *
			3,660		Pleasantville	New York	2,964
385	STEWART & STEVENSON SVCS INC		3,655 *				248
	Sealy	Texas	3,655	412	WATERJET SYSTEMS INC		3,201 *
386	MICROELECTRONICS CMPT TECH CORP		3,596 *		Huntsville	Alabama	3,201
	Austin	Texas	3,596	413	E-OIR MEASUREMENTS INC		3,184 *
387	ARIST CORPORATION INC		3,585 *		Fort Belvoir	Virginia	S 2,466
	Alexandria	Virginia	3,585		Spotsylvania	Virginia	718
389	EARTH TECHNOLOGY CORP USA		3,579 *	414	PRESEARCH INCORPORATED		3,174 *
	Huntsville	Alabama	2,001		Panama City	Florida	S 1,303
	Atlanta	Georgia	1,578		Silver Spring	Maryland	1,413
390	DECISION SCIENCE APPLICATIONS		3,539 *		Fairfax	Virginia	458
	Arlington	Virginia	3,539	415	TECHNOLOGY APPLICATIONS		3,161 *
392	HOUSTON ASSOCIATES INC		3,477 *		Placentia	California	3,161
	Silver Spring	Maryland	3,477	416	GALAXY SCIENTIFIC CORP		3,142 *
393	TECHNICAL & MGT SVCS CORP		3,469 *		San Diego	California	983
	Calverton	Maryland	1,025		Mays Landing	New Jersey	828
	Oceanport	New Jersey	2,444		Pleasantville	New Jersey	69
394	BBTRC INC		3,465 *		Warminster	Pennsylvania	1,262
	Fairfax	Virginia	100	417	ARINC INCORPORATED		3,123 *
	Oak Valley Estates	Virginia	418		Annapolis	Maryland	2,385
	Vienna	Virginia	2,948		Oceanport	New Jersey	737
395	SYNECTICS CORP		3,406 *	418	CHEMICAL SYSTEMS DIVISION		3,103 *
	Rome	New York	2,414		San Jose	California	3,103
	Fairfax	Virginia	992	419	CREE RESEARCH INC		3,098 *
396	EATON CORPORATION		3,405 *		Durham	North Carolina	3,098
	Los Angeles	California	4,114	420	DDL OMNI ENGINEERING CORP		3,091 *
	Santa Monica	California	4,115		San Diego	California	60
	Westlake Village	California	59		Groton	Connecticut	98
	Deer Park	New York	4,883-		New London	Connecticut	1,301
397	VEDA INTERNATIONAL INC		3,381 *		Waterford	Connecticut	150
	Dayton	Ohio	2,935		Chantilly	Virginia	1,273
	Alexandria	Virginia	446		McLean	Virginia	209
400	L B & M ASSOCIATES INC		3,328 *	421	SYSTEMS ANALYSIS & INTEGRATION		3,069 *
	Lawton	Oklahoma	3,328		San Diego	California	3,069
403	INTERNATIONAL MICROSPACE INC		3,300 *	422	ADVANCED MARINE ENTERPRISES		3,058 *
	Herndon	Virginia	3,300		Arlington	Virginia	3,058
404	ORION SCIENTIFIC SYSTEMS INC		3,288 *	423	FIORE INDUSTRIES INC		3,053 *
	Arlington	Virginia	3,288		Albuquerque	New Mexico	3,053
405	VSE CORPORATION		3,287 *	424	BETAC INTERNATIONAL CORP		3,030 *
	Alexandria	Virginia	3,287		Alexandria	Virginia	3,030
406	ADVANCED TECHNOLOGY & RESEARCH		3,280 *	425	NAVVAR APPLIED SCIENCES CORP		3,012 *
	Burtonsville	Maryland	1,421		Warminster	Pennsylvania	3,012
	Laurel	Maryland	1,859	426	NCHIP INC		3,000 *
407	HAMPSHIRE INSTRUMENTS INC		3,279 *		San Jose	California	3,000
	Rochester	New York	3,279	427	ELDEC CORPORATION		2,988 *
408	M T L SYSTEMS INC		3,267 *		Bothell	Washington	2,590
	Dayton	Ohio	1,369		Lynnwood	Washington	398
	Wright Patterson AFB	Ohio	1,898	429	BABCOCK & WILCOX COMPANY THE		2,964 *
410	METROLASER		3,257 *		Alliance	Ohio	2,444
	Irvine	California	3,235		Lynchburg	Virginia	520
	Menlo Park	California	21	430	TEXSTAR INC		2,956 *
					Grand Prairie	Texas	2,956

- = Minus Amount (Cancellations Exceed New Awards)
S = Small Business

**Table 2. Net Value of DOD Prime Contract Awards Over \$25,000
for RDT&E to U.S. Business Firms: FY 1993**

Rank	Name of Contractor Location of Work	Thousands of Dollars	Rank	Name of Contractor Location of Work	Thousands of Dollars
433	WEIDLINGER ASSOCIATES INC Palo Alto New York	S 2,919 * 300 2,619	455	ATMOSPHERIC & ENVMTL RESEARCH Cambridge	S 2,715 * Massachusetts 2,715
434	TEXAS RESEARCH INTERNATIONAL Orlando Austin El Paso	S 2,906 * 1,039 1,827 40	456	TOYON RESEARCH CORP Goleta Santa Barbara	S 2,704 * California California 2,329 375
435	SPECTRUM SCIENCES INC Santa Clara	S 2,904 * California 2,904	457	INNOVATIVE TECHNOLOGIES CORP Dayton	S 2,702 * Ohio 2,702
436	RESEARCH MANAGEMENT CONS Point Mugu Naval Air McLean	S 2,896 * 1,311 1,585	458	MOLECULAR DEVICES CORPORATION Menlo Park	S 2,690 * California 2,690
437	METRO MACHINE CORP Norfolk	S 2,891 * Virginia 2,891	459	MENTOR GRAPHICS CORPORATION Wilsonville	S 2,689 * Oregon 2,689
439	CONDUCTUS INC Sunnyvale	S 2,830 * California 2,830	460	LOGISTICS MANAGEMENT ENGRG Asheville Warminster	S 2,678 * North Carolina Pennsylvania 73 2,606
440	CREARE INC Washington Dover Hanover	S 2,828 * 202 71 2,555	461	N K F ENGINEERING INC Arlington Reston	S 2,673 * Virginia Virginia 2,566 108
441	RAYOVAC CORPORATION Madison	S 2,828 * Wisconsin 2,828	462	SCIENCE RESEARCH LABORATORY Alameda Somerville	S 2,669 * California Massachusetts 297 2,372
442	T P L INC Port Hueneme Albuquerque	S 2,827 * California New Mexico 53 2,774	463	S SYSTEMS CORPORATION Los Angeles Air Force Albuquerque	S 2,652 * California New Mexico 697- 3,349
443	IRVINE SENSORS CORPORATION Costa Mesa	S 2,821 * California 2,821	464	LOGICON EAGLE TECHNOLOGY INC Winter Park Arlington McLean	S 2,648 * Florida Virginia Virginia 37 27 2,585
444	PRATT & WHITNEY AIRCRAFT East Hartford West Palm Beach	S 2,805 * 1,193 1,612	465	PERCEPTRONICS INC Los Angeles Woodland Ann Arbor	S 2,648 * California California Michigan 1,848 185 615
445	FRONTIER TECHNOLOGY INC Santa Barbara Beavercreek	S 2,801 * California Ohio 397 2,404	467	VISICOM LABORATORIES INC San Diego	S 2,635 * California 2,635
446	OPTIMETRICS INC Ann Arbor White Sands MSL RGE	S 2,799 * 2,457 342	468	FALCON ASSOCIATES LTD Springfield	S 2,624 * Virginia 2,624
447	GENTEX CORPORATION Carbondale	S 2,798 * Pennsylvania 2,798	469	KRUG INTERNATIONAL CORPORATION San Antonio	S 2,619 * Texas 2,619
448	MICROCOM CORPORATION Warminster	S 2,786 * Pennsylvania 2,786	470	MERIDIAN CORPORATION Alexandria	S 2,617 * Virginia 2,617
449	S B A TECHNOLOGIES INC Rockville Alexandria	S 2,772 * 1,772 1,000	471	CSA ENGINEERING INC Palo Alto Wright Patterson AFB	S 2,582 * California Ohio 1,250 1,333
450	MADISON RESEARCH CORPORATION Huntsville	S 2,754 * Alabama 2,754	472	UNIVERSAL TECHNOLOGY CORP Dayton	S 2,579 * Ohio 2,579
451	RAYTHEON SERVICE COMPANY Burlington	S 2,736 * Massachusetts 2,736	473	GEOMET TECHNOLOGIES INC Germantown	S 2,575 * Maryland 2,575
453	ENVIRONMENTAL SYSTEMS RES INST Redlands	S 2,728 * California 2,728	474	ANDRULIS RESEARCH CORPORATION Bethesda Salt Lake City	S 2,571 * Maryland Utah 1,928 642
454	SUPPORT SYSTEMS ASSOCIATES Hauppauge	S 2,723 * New York 2,723	475	AERODYNE RESEARCH INC Bedford Billerica	S 2,545 * Massachusetts Massachusetts 95 2,450

- = Minus Amount (Cancellations Exceed New Awards)
S = Small Business

**Table 2. Net Value of DOD Prime Contract Awards Over \$25,000
for RDT&E to U.S. Business Firms: FY 1993**

Rank	Name of Contractor Location of Work	Thousands of Dollars	Rank	Name of Contractor Location of Work	Thousands of Dollars
476	STV GROUP INC Pottstown Pennsylvania	2,543 * 2,543			
478	BLACK & DECKER CORPORATION San Diego California Bellevue Nebraska McLean Virginia	2,528 * 432 256 1,839			
479	KMR INC Santa Clara California	S 2,523 * 2,523			
480	PULSE SCIENCES INC San Leandro California Alexandria Virginia	S 2,516 * 740 1,776			
483	BETA ANALYTICS INC Upper Marlboro Maryland Alexandria Virginia	S 2,500 * 2,408 92			
484	WAGNER DANIEL H ASSOCIATES Sunnyvale California Paoli Pennsylvania Hampton Virginia	S 2,466 * 53 1,705 708			
485	COMPTON RESEARCH INC Goleta California	2,455 * 2,455			
486	TALLEY DEFENSE SYSTEMS INC Mesa Arizona	2,448 * 2,448			
487	VENTURE PLASTICS INC Corona California	S 2,440 * 2,440			
488	TECHNICAL MICRONICS CONTROL Huntsville Alabama	S 2,430 * 2,430			
489	FUENTEZ SYSTEMS CONCEPTS INC Fairfax Virginia	S 2,428 * 2,428			
490	INNOVATIVE CONCEPTS INC McLean Virginia	S 2,417 * 2,417			
491	AVCO CORPORATION Stratford Connecticut	2,416 * 2,416			
494	BTG INC Vienna Virginia	S 2,390 * 2,390			
495	WAGNER CASTINGS COMPANY Decatur Illinois	2,377 * 2,377			
496	POWER SPECTRA INC Fremont California Sunnyvale California	S 2,376 * 2,433 57-			
498	EG&G INC Alamogordo New Mexico Albuquerque New Mexico	2,375 * 745 1,630			
500	INTEGRATED MICROCOMPUTER SYS Rockville Maryland	S 2,349 * 2,349			
	TOTAL	19,381,220			

- = Minus Amount (Cancellations Exceed New Awards)
S = Small Business

Table 3. Net Value of DOD Prime Contract Awards Over \$25,000 for RDT&E to U.S. Educational and Nonprofit Institutions: FY 1993

Rank	Name of Contractor	Thousands of Dollars	Rank	Name of Contractor	Thousands of Dollars
Location of Work			Location of Work		
13	MASSACHUSETTS INST OF TECH	359,904 *		BATTELLE MEMORIAL INSTITUTE (Cont)	
	Port Hueneme California	210		Gaithersburg Maryland	27
	Cambridge Maine	975		Greenbelt Maryland	81
	Boston Massachusetts	3,819		Kensington Maryland	32
	Cambridge Massachusetts	11,183		Lanodowne-Baltimore Maryland	42
	Lexington Massachusetts	343,718		Acton Massachusetts	66
24	MITRE CORPORATION	238,835 *		Amherst Massachusetts	113
	Bedford Massachusetts	234,350		Belmont Massachusetts	25
	McLean Virginia	4,485		Boston Massachusetts	68
25	APPLIED PHYSICS LABORATORY	235,347 *		Cambridge Massachusetts	94
	Laurel Maryland	235,347		Dunbury Massachusetts	33
50	PENNSYLVANIA STATE UNIVERSITY	83,654 *		Lexington Massachusetts	41
	State College Pennsylvania	83,654		Lowell Massachusetts	107
59	I I T RESEARCH INSTITUTE	61,990 *		Newton Massachusetts	55
	Chicago Illinois	56,590		North Andover Massachusetts	80
	Chicago O'Hare Inter Illinois	149		Waltham Massachusetts	152
	La Porte Indiana	410		Ann Arbor Michigan	55
	Rome New York	280		Birmingham Michigan	30
	Oak Ridge Tennessee	4,560		Detroit Michigan	62
60	UNIVERSITY OF TEXAS SYSTEM	61,159 *		East Lansing Michigan	113
	Hudson New Hampshire	1,150		Houghton Michigan	36
	Arlington Texas	870		Marquette Michigan	102
	Austin Texas	58,029		Midland Michigan	66
	Dallas Texas	215		Traverse City Michigan	176
	El Paso Texas	74		Sauk Rapids Minnesota	26
	Odessa Texas	61		Oxford Mississippi	35
	Richards Texas	100		State College Mississippi	123
	Richardson Texas	660		Ballwin Missouri	30
65	BATTELLE MEMORIAL INSTITUTE	55,410 *		Chesterfield Missouri	30
	Auburn Alabama	79		Florham Park New Jersey	28
	Huntsville Alabama	773		Haddon Heights New Jersey	27
	Tucson Arizona	27		Hoboken New Jersey	71
	Cypress California	37		Piscataway New Jersey	37
	Huntington Beach California	69		Princeton New Jersey	79
	Larcha Plana California	113		Red Bank New Jersey	46
	Los Angeles California	79		Albuquerque New Mexico	192
	Menlo Park California	153		Albany New York	31
	Petaluma California	26		Binghamton New York	75
	Pleasant Hill California	27		Great Neck New York	29
	Poway California	73		New York New York	74
	Sacramento California	40		Northport New York	33
	San Diego California	100		North Wantagh New York	29
	Boulder Colorado	402		Potomac New York	34
	Colorado Springs Colorado	28		Stony Brook New York	28
	Golden Colorado	31		Yonkers New York	27
	New Haven Connecticut	41		Chapel Hill North Carolina	25
	Storrs Connecticut	40		Durham North Carolina	77
	Newark Delaware	139		Raleigh North Carolina	81
	Washington D.C.	53		Research Triangle PK North Carolina	106
	Gainesville Florida	126		Fargo North Dakota	31
	Maitland Florida	34		Athens Ohio	62
	Mary Esther Florida	85		Columbus Ohio	42,555
	Orlando Florida	99		Dayton Ohio	40
	Spring Hill Florida	27		Hilliard Ohio	122
	Winter Park Florida	30		Oklahoma City Oklahoma	38
	Atlanta Georgia	46		Stillwater Oklahoma	103
	Augusta Georgia	91		Bethlehem Pennsylvania	29
	Marietta Georgia	34		Devon-Berwyn Pennsylvania	36
	Norcross Georgia	45		Lafayette Hill Pennsylvania	29
	Carbondale Illinois	41		Malvern Pennsylvania	138
	Champaign Illinois	55		Philadelphia Pennsylvania	402
	Chicago Illinois	30		Port Matilda Pennsylvania	34
	Urbana Illinois	31		State College Pennsylvania	27
	Wichita Kansas	25		Towanda Pennsylvania	40
	New Orleans Louisiana	25		Garden City Beach South Carolina	82
	Baltimore Maryland	100		Knoxville Tennessee	144
	Bel Air South Maryland	93		Arlington Texas	30
	College Park Maryland	259		Austin Texas	123
	Columbia Maryland	100		College Station Texas	48
				Denton Texas	64
				San Antonio Texas	41
				Waco Texas	2,301
				Alexandria Virginia	238
				Arlington Virginia	74
				Blacksburg Virginia	33

- = Minus Amount (Cancellations Exceed New Awards)

Table 3. Net Value of DOD Prime Contract Awards Over \$25,000 for RDT&E to U.S. Educational and Nonprofit Institutions: FY 1993

Rank	Name of Contractor Location of Work	Thousands of Dollars	Rank	Name of Contractor Location of Work	Thousands of Dollars
	BATTELLE MEMORIAL INSTITUTE (Cont)				
	Charlottesville-Albe Virginia	100	136	SOUTH CAROLINA WLDLF MHN RES Charleston South Carolina	17,969 * 17,969
	Fairfax Virginia	110			
	Falls Church Virginia	33	156	SOUTHWEST RESEARCH INSTITUTE San Antonio Texas	15,029 * 14,895
	Hampton Virginia	27		San Diego Texas	135
	Port Royal Virginia	758			
	Spotsylvania Virginia	32	173	UNIVERSITY OF CALIFORNIA	13,098 *
	Vienna Virginia	239		Berkeley California	1,128
	Virginia Beach Virginia	28		Davis California	188
	Richland Washington	252		Irvine California	1,177
	Seattle Washington	94		Isla Vista California	67
	CANADA	138		Los Angeles California	3,395
69	CARNEGIE MELLON UNIVERSITY	53,309 *		Placentia California	1,246
	Pittsburgh Pennsylvania	53,104		San Diego California	4,203
	Naval USC Rhode Island	205		San Francisco California	438
70	DRAPER CHARLES STARK LAB INC	53,260 *		Santa Barbara California	1,177
	Boston Massachusetts	1,415		Santa Cruz California	80
	Cambridge Massachusetts	51,845	197	NATIONAL ACADEMY SCIENCES USA	10,454 *
79	SRI INTERNATIONAL	44,541 *		San Diego California	92
	Los Angeles California	505		Washington D.C.	9,689
	Marina del Rey California	58		Aberdeen PROV GRND Maryland	232
	Menlo Park California	42,340		Adelphi Maryland	65
	Hanscom AFB Massachusetts	49		Oceanport New Jersey	376
	Medford Massachusetts	79	207	STANFORD UNIVERSITY	9,719 *
	Sudbury Massachusetts	36		Stanford University California	9,719
	Princeton New Jersey	1,384			
	Binghamton New York	90	234	RUTGERS STATE UNIVERSITY	8,266 *
83	UNIVERSITY OF PITTSBURGH	42,461 *		New Brunswick New Jersey	1,704
	Johnstown Pennsylvania	40,009		Piscataway New Jersey	6,562
	Pittsburgh Pennsylvania	2,452	244	NEW MEXICO STATE UNIVERSITY	7,172 *
90	UNIVERSITY OF DAYTON	35,909 *		Las Cruces New Mexico	6,682
	Williams AFB Arizona	5,635		White Sands MSL RGE New Mexico	490
	Edwards AFB California	4,579	249	SALK INST FOR BLGICAL STUDIES	6,967 *
	Dayton Ohio	25,695		Swiftwater Pennsylvania	6,967
98	ANALYTIC SERVICES INC	29,636 *	255	UNIVERSITY OF CENTRAL FLORIDA	6,588 *
	Arlington Virginia	29,636		Orlando Florida	6,588
110	RAND CORPORATION	23,980 *	258	OPEN SOFTWARE FOUNDATION INC	6,529 *
	Los Angeles California	23,980		Cambridge Massachusetts	6,529
111	UTAH STATE UNIVERSITY	23,561 *	261	EDISON WELDING INSTITUTE	6,297 *
	Logan Utah	23,561		Columbus Ohio	6,297
112	GEORGIA TECH RESEARCH CORP	23,491 *	265	UNIVERSITY OF NEW MEXICO	6,105 *
	Atlanta Georgia	23,491		Albuquerque New Mexico	5,274
114	INSTITUTE FOR DEFENSE ANALYSES	23,137 *		Kirtland AFB New Mexico	525
	Alexandria Virginia	23,137		White Sands MSL RGE New Mexico	241
118	UNIVERSITY OF SOUTHERN CAL	21,480 *		Cleveland Ohio	64
	Los Angeles California	21,480	271	UNIVERSITY OF ALABAMA	5,888 *
126	LOGISTICS MANAGEMENT INSTITUTE	19,510 *		Huntsville Alabama	5,888
	Washington D.C.	1,082	272	ARMORED VEHICLE TECH ASSOC	5,862 *
	Bethesda Maryland	18,428		Troy Michigan	5,862
129	ENVIRONMENTAL RES INST OF MICH	18,893 *	296	SOUTHEASTER CNTR FG ELT	5,160 *
	Ashrama California	67		Gainesville Florida	54
	Los Angeles California	534		Orlando Florida	2,156
	Washington D.C.	50		Saint Cloud Florida	1,860
	Ann Arbor Michigan	18,242		Bedford Massachusetts	193
133	UNIVERSITY OF WASHINGTON	18,167 *		Durham North Carolina	187
	Seattle Washington	18,167		Fargo North Dakota	60
				Wright Patterson AFB Ohio	100
				San Antonio Texas	549

- = Minus Amount (Cancellations Exceed New Awards)

**Table 3. Net Value of DOD Prime Contract Awards Over \$25,000
for RDT&E to U.S. Educational and Nonprofit Institutions: FY 1993**

Rank	Name of Contractor Location of Work	Thousands of Dollars	Rank	Name of Contractor Location of Work	Thousands of Dollars
298	WOODS HOLE OCEANOGRAPHIC INST Woods Hole Massachusetts	5,147 * 5,147	431	UNIVERSITY OF ARIZONA Tucson Arizona	2,952 * 2,952
304	UNIVERSITY OF MASSACHUSETTS Amherst Massachusetts Boston Massachusetts Worcester Massachusetts	5,006 * 4,439 50 518	432	OREGON GRADUATE CTR Beaverton Oregon	2,947 * 2,947
310	CORPORATION OF MERCER UNIV Robins AFB Georgia	4,939 * 4,939	452	MIDWEST RESEARCH INSTITUTE Kansas City Missouri	2,734 * 2,734
312	RIVERSIDE RESEARCH INSTITUTE New York New York	4,914 * 4,914	477	UNIVERSITY OF MARYLAND SYSTEM Baltimore Maryland College Park Maryland Queenstown Maryland East Chop Massachusetts	2,530 * 80 1,979 245 225
322	UNIVERSITY OF ILLINOIS Port Hueneme California Citrus Florida Champaign Illinois Chicago Illinois Urbana Illinois	4,726 * 98 28 2,351 1,686 563	481	UNIVERSITY OF FLORIDA Eglin AFB Florida Fussells Corner Florida Gainesville Florida Orlando Florida	2,510 * 79 875 1,096 460
324	UNIVERSITY OF MICHIGAN Ann Arbor Michigan	4,711 * 4,711	492	CLEVELAND ADVANCED MANUFACTUR Cleveland Ohio	2,414 * 2,414
325	MICHIGAN STATE OF Lansing Michigan	4,685 * 4,685	493	HARVARD CLLEGE PRSDNTS FELLOWS Boston Massachusetts Cambridge Massachusetts	2,399 * 100 2,299
332	MAYO FOUNDATION Rochester Minnesota	4,574 * 4,574	497	OKLAHOMA STATE UNIVERSITY Eglin AFB Florida Stillwater Oklahoma	2,375 * 2,100 275
333	SYRACUSE RESEARCH CORP Syracuse New York	4,568 * 4,568	499	JACKSON HENRY M FOUNDATION Bethesda Maryland	2,353 * 2,353
338	VANDERBILT UNIVERSITY THE Nashville Tennessee	4,466 * 4,466		TOTAL	1,771,415
339	NEW MEXICO INST OF MIN & TECH Socorro New Mexico	4,465 * 4,465			
345	BOSTON UNIVERSITY Boston Massachusetts	4,413 * 4,413			
351	UNIVERSITY OF PENNSYLVANIA Philadelphia Pennsylvania	4,346 * 4,346			
356	CORNELL UNIVERSITY Ithaca New York	4,201 * 4,201			
358	RESEARCH TRIANGLE INSTITUTE Research Triangle PK North Carolina	4,146 * 4,146			
361	DUKE UNIVERSITY Durham North Carolina	3,718 * 3,718			
368	GEORGIA INSTITUTE TECHNOLOGY Atlanta Georgia	3,581 * 3,581			
401	BOSTON COLLEGE TRUSTEES OF Boston Massachusetts Newton Massachusetts	3,326 * 2,153 1,172			
402	GENERAL HOSPITAL CORPORATION Boston Massachusetts	3,300 * 3,300			
409	SOUTHERN RESEARCH INSTITUTE Birmingham Alabama	3,257 * 3,257			
426	JOHNS HOPKINS UNIVERSITY Baltimore Maryland	2,978 * 2,978			

- = Minus Amount (Cancellations Exceed New Awards)

**Table 4. Net Value of DOD Prime Contract Awards Over \$25,000
for RDT&E to Foreign Contractors: FY 1993**

Rank	Name of Contractor Location of Work	Thousands of Dollars	Rank	Name of Contractor Location of Work	Thousands of Dollars
55	ISRAEL AIRCRAFT INDUSTRIES LTD ISRAEL	71,140 * 71,140			
139	MINISTRY OF DEFENSE UNITED KINGDOM	17,527 * 17,527			
281	GOVERNMENT OF CANADA CANADA	5,613 * 5,613			
329	SAGEM/APPLICATIONS GENERALES D FRANCE	4,640 * 4,640			
346	BAESEMA LTD UNITED KINGDOM	4,410 * 4,410			
365	MALES LTD ISRAEL	4,077 * 4,077			
367	BOFORS AB SWEDEN	4,047 * 4,047			
371	PORTON INTERNATIONAL INC UNITED KINGDOM	3,959 * 3,959			
391	TADIRAN ISRAEL ELECTRONICS IND ISRAEL	3,482 * 3,482			
398	CANADIAN COMMERCIAL CORP CANADA	3,372 * 3,372			
399	SOREQ NUCLEAR RESEARCH CENTRE ISRAEL	3,342 * 3,342			
436	MTU MOTOREN-UND TURBINEN-UNION GERMANY	2,850 * 2,850			
466	ROYAL NORWEIGAN COUNCIL SCI NORWAY	2,639 * 2,639			
	TOTAL	131,097			

- = Minus Amount (Cancellations Exceed New Awards)

**Table 5. Net Value of DOD Prime Contract Awards Over \$25,000
for RDT&E to U.S. Government Agencies: FY 1993**

Rank	Name of Contractor Location of Work	Thousands of Dollars	Rank	Name of Contractor Location of Work	Thousands of Dollars
148	UNITED STATES DEPT COMMERCE	16,171 *			
	Boulder Colorado	1,388			
	Washington D.C.	567			
	Miami Florida	48			
	Gaithersburg Maryland	11,657			
	Rockville Maryland	140			
	Silver Spring Maryland	125			
	Cambridge Massachusetts	130			
	Woods Hole Massachusetts	34			
	National Space Techn Mississippi	100			
	Beaufort North Carolina	389			
	Arlington Virginia	1,337			
	Seattle Washington	255			
257	UNITED STATES DEPT OF ENERGY	6,535 *			
	Berkeley California	260			
	Oakland California	2,400			
	Washington D.C.	85			
	Princeton New Jersey	149			
	Albuquerque New Mexico	675			
	New York New York	462			
	Upton (Brookhaven Na New York	82			
	Oak Ridge Tennessee	2,272			
	Richland Washington	150			
482	SMITHSONIAN INSTITUTION	2,509 *			
	Washington D.C.	54			
	Cambridge Massachusetts	2,455			
	TOTAL	25,214			

- = Minus Amount (Cancellations Exceed New Awards)