

AD-A279 064



2

WL-TR-94-4013

PROPERTIES AND BIBLIOGRAPHY OF GaSe



NILS C. FERNELIUS

FEBRUARY 1994

FINAL REPORT FOR 10/15/92-01/31/94

APPROVED FOR PUBLIC RELEASE; DISTRIBUTION UNLIMITED

MATERIALS DIRECTORATE
WRIGHT LABORATORY
AIR FORCE MATERIAL COMMAND
WRIGHT-PATTERSON AFB OH 45433-7734

DTIC
SELECTE
MAY 11 1994
S B D

11385 94-13915



94 5 00 007

NOTICE


WHEN GOVERNMENT DRAWINGS, SPECIFICATIONS, OR OTHER DATA ARE USED FOR ANY PURPOSE OTHER THAN IN CONNECTION WITH A DEFINITELY GOVERNMENT-RELATED PROCUREMENT, THE UNITED STATES GOVERNMENT INCURS NO RESPONSIBILITY OR ANY OBLIGATION WHATSOEVER. THE FACT THAT THE GOVERNMENT MAY HAVE FORMULATED OR IN ANY WAY SUPPLIED THE SAID DRAWINGS, SPECIFICATIONS, OR OTHER DATA, IS NOT TO BE REGARDED BY IMPLICATION, OR OTHERWISE IN ANY MANNER CONSTRUED, AS LICENSING THE HOLDER, OR ANY OTHER PERSON OR CORPORATION; OR AS CONVEYING ANY RIGHTS OR PERMISSION TO MANUFACTURE, USE, OR SELL ANY PATENTED INVENTION THAT MAY IN ANY WAY BE RELATED THERETO.

THIS REPORT IS RELEASABLE TO THE NATIONAL TECHNICAL INFORMATION SERVICE (NTIS). AT NTIS, IT WILL BE AVAILABLE TO THE GENERAL PUBLIC, INCLUDING FOREIGN NATIONS.

THIS TECHNICAL REPORT HAS BEEN REVIEWED AND IS APPROVED FOR PUBLICATION.



NILS C. FERNELIUS, Research Physicist
Electronic & Optical Mat'ls Branch
Electromagnetic Mat'ls & Surv. Div.



ROBERT L. DENISON, Chief
Electronic & Optical Mat'ls Branch
Electromagnetic Mat'ls & Surv. Div.



WILLIAM R. WOODY, Chief
Electromagnetic Mat'ls & Surv. Div.
Materials Directorate

IF YOUR ADDRESS HAS CHANGED, IF YOU WISH TO BE REMOVED FROM OUR MAILING LIST, OR IF THE ADDRESSEE IS NO LONGER EMPLOYED BY YOUR ORGANIZATION PLEASE NOTIFY WL/MLPO, BLDG 651, 3005 P ST STE 6, WPAFB OH 45433-7707, TO HELP MAINTAIN A CURRENT MAILING LIST.

COPIES OF THIS REPORT SHOULD NOT BE RETURNED UNLESS RETURN IS REQUIRED BY SECURITY CONSIDERATIONS, CONTRACTUAL OBLIGATIONS, OR NOTICE ON A SPECIFIC DOCUMENT.

REPORT DOCUMENTATION PAGE

Form Approved
OMB No. 0704-0188

Public reporting burden for this collection of information is estimated to average 1 hour per response, including the time for reviewing instructions, searching existing data sources, gathering and maintaining the data needed, and completing and reviewing the collection of information. Send comments regarding this burden estimate or any other aspect of this collection of information, including suggestions for reducing this burden, to Washington Headquarters Services, Directorate for Information Operations and Reports, 1215 Jefferson Davis Highway, Suite 1204, Arlington, VA 22202-4302, and to the Office of Management and Budget, Paperwork Reduction Project (0704-0188), Washington, DC 20503.

1. AGENCY USE ONLY (Leave blank)		2. REPORT DATE FEB 1994	3. REPORT TYPE AND DATES COVERED FINAL 10/15/92--01/31/94	
4. TITLE AND SUBTITLE PROPERTIES AND BIBLIOGRAPHY OF GaSe			5. FUNDING NUMBERS PE 61102 PR 2305 TA FO WU FJ	
6. AUTHOR(S) NILS C. FERNELIUS				
7. PERFORMING ORGANIZATION NAME(S) AND ADDRESS(ES) MATERIALS DIRECTORATE WRIGHT LABORATORY AIR FORCE MATERIAL COMMAND WRIGHT PATTERSON AFB, OH 45433-7734			8. PERFORMING ORGANIZATION REPORT NUMBER WL-TR-94-4013	
9. SPONSORING/MONITORING AGENCY NAME(S) AND ADDRESS(ES) MATERIALS DIRECTORATE WRIGHT LABORATORY AIR FORCE MATERIAL COMMAND WRIGHT PATTERSON AFB OH 45433-7734			10. SPONSORING/MONITORING AGENCY REPORT NUMBER WL-TR-94- 4013	
11. SUPPLEMENTARY NOTES				
12a. DISTRIBUTION/AVAILABILITY STATEMENT APPROVED FOR PUBLIC RELEASE; DISTRIBUTION IS UNLIMITED.			12b. DISTRIBUTION CODE	
13. ABSTRACT (Maximum 200 words) GaAs appears to be a possible candidate material for optical frequency conversion devices in the near to far infrared (2-18 um wavelength). Various properties of this material are important to researchers and systems designers to assess the utility of the material and to develop applications. A search of the published literature amassed over 600 articles. An attempt was made to organize this material by growth, structural and mechanical, thermal, electrical and optical properties. More effort was made to condense thermal and optical properties along with accounts of nonlinear optical (NLO) usages. A summary of the good and bad properties for NLO applications is given.				
14. SUBJECT TERMS GaSe, second harmonic generation (SHG), optical parametric oscillator (OPO), thermal conductivity, transmission			15. NUMBER OF PAGES 112	
			16. PRICE CODE	
17. SECURITY CLASSIFICATION OF REPORT UNCLASSIFIED	18. SECURITY CLASSIFICATION OF THIS PAGE UNCLASSIFIED	19. SECURITY CLASSIFICATION OF ABSTRACT UNCLASSIFIED	20. LIMITATION OF ABSTRACT UL	

TABLE OF CONTENTS

Section		Page
1.0	INTRODUCTION	1
2.0	STRUCTURE, GROWTH & MECHANICAL PROPERTIES OF GaSe	
2.1	STRUCTURE AND GROWTH OF GaSe	4
2.2	MOLECULAR WEIGHT	4
2.3	DENSITY	6
2.4	ELASTIC CONSTANTS	6
2.5	BRILLOUIN SCATTERING	10
2.6	RAMAN SCATTERING	10
2.7	LATTICE VIBRATIONS (INFRARED)	10
3.0	THERMAL PROPERTIES OF GaSe	
3.1	MELTING POINT	11
3.2	SPECIFIC HEAT	11
3.3	COEFFICIENT OF LINEAR EXPANSION	11
3.4	ISOTHERMAL COMPRESSIBILITY	11
3.5	GRUNEISEN PARAMETER	11
3.6	THERMAL CONDUCTIVITY	17
3.7	THERMOPOWER (SEEBECK COEFFICIENT)	17

Accession For	
NTIS GRA&I	<input checked="" type="checkbox"/>
DTIC TAB	<input type="checkbox"/>
Unannounced	<input type="checkbox"/>
Justification	
By _____	
Distribution/_____	
Availability Codes	
Dist	Special
A-1	

4.0	ELECTRICAL PROPERTIES	Page
4.1	BAND STRUCTURE	19
4.2	RESISTIVITY (ELECTRICAL CONDUCTIVITY) AND MOBILITY	19
4.3	EFFECTIVE MASSES	19
4.4	PHOTOCONDUCTIVITY	19
4.5	DOPANTS	19
4.6	CONTACTS	20
4.7	DETECTORS	20
4.8	OTHER DEVICES	20
5.0	OPTICAL PROPERTIES	
5.1	TRANSMISSION, OPTICAL ABSORPTION COEFFICIENT	21
5.2	REFLECTION	21
5.3	BAND GAP	28
5.4	INDEX OF REFRACTION	28
5.5	LASER DAMAGE	30
5.6	LUMINESCENCE	30
5.7	EXCITONS	31
5.8	ELECTRO-OPTIC COEFFICIENT	31
5.9	NONLINEAR PROPERTIES	31
5.10	MULTIPHOTON EXCITATION	40
6.0	CONCLUSIONS	40
	APPENDIX - GaSe BIBLIOGRAPHY	41

LIST OF FIGURES

Figure		Page
1	Structure of GaSe	2
2	Structure of GaSe	3
3	Structure of GaSe	7
4	Polytypes of GaSe	8
5	Polytypes of GaSe	9
6	Temperature dependence of GaSe specific heat	12
7	Temperature dependence of C_V of GaSe	13
8	C_V of GaSe at low temperatures	14
9	Temperature dependence of specific heat of GaSe	15
10	Temperature dependence of GaSe coefficients of linear expansion	16
11	Temperature dependence of GaSe coefficients of isothermal compressibility	16
12	Temperature dependence of thermal conductivity of GaSe	18
13	Absorption spectrum of GaSe at 300°K	22
14	Transmission spectra of GaSe	22
15	Temperature dependence of optical density of GaSe spectra	23
16	Transmission spectrum of GaSe	24
17	Ordinary and extraordinary absorption coefficient of GaSe	24
18	Absorption coefficient of GaSe at various temperatures	25
19	Transmission spectra of GaSe	25
20	Reflection spectra of single crystal GaSe at 300°K	26
21	Reflection of GaSe at 300°K	26
22	Room temperature reflectivity of GaSe for $E_{ C}$ & $E_{\perp C}$	27

23	Reflection spectrum of GaSe single crystal	29
24	GaSe n_o and n_e versus wavelength	29
25	GaSe electro-optic coefficient versus photon energy	32
26	Dependence of the GaSe phase synchronism angle for the second harmonic on the pump wavelength.	33
27	Wavelength versus angle curves of parametric radiation for different pump wavelengths on GaSe	34
28	Dependence of the phase matching angle in GaSe upon various interacting infrared wavelengths	36
29	Angular tuning curve for GaSe down-conversion	38
30	Angular tuning curves for GaSe	39

LIST OF TABLES

Table		Page
1	Properties of GaSe	5
2	Elastic constants of GaSe	6
3	$C_P - C_V$ and Gruneisen parameters for GaSe	17
4	Comparison of theory and experiment	35

ACKNOWLEDGEMENTS

The author thanks the staff of the Wright Laboratory Technical Library for help in tracking down copies of many of the more obscure references. Much of the work on GaSe was done in the Soviet Union. The most active centers were Institutes of the Academy of Sciences in Baku (Azerbaijan), Leningrad, Moscow and Kiev. Much information on Soviet work was gathered from the National Aerospace Intelligence Center. Mr. Bruce Armstrong, NAIC/TATD, obtained and had translated a number of Russian articles.

PROPERTIES AND BIBLIOGRAPHY OF GaSe

Nils C. Fernelius
Materials Directorate
Wright Laboratory
Wright-Patterson AFB, Ohio 45433

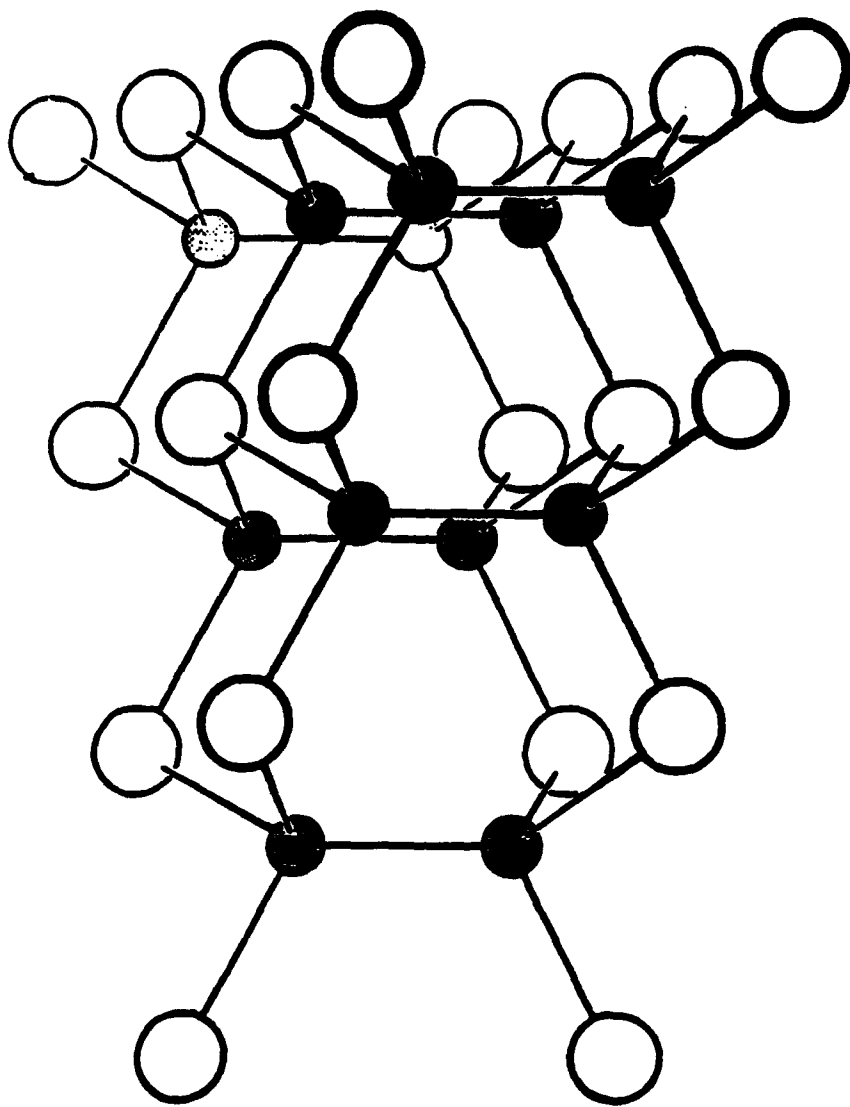
INTRODUCTION:

In the quest for solid state laser sources in the mid- and far- infrared wavelength ranges, a number of nonlinear crystals have been considered to frequency convert existing lasers into those ranges. One material which has been demonstrated to work in that range but has not been extensively studied for that purpose is gallium monoselenide (GaSe). It has a layered graphite type structure with a four-fold layer in the sequence SeGaGaSe. The crystals cleave very easily along the layers. See Figures 1 & 2.

GaSe has a number of very positive properties for nonlinear optical applications. Foremost among these is its extreme transparency. GaSe has a transparency range extending from a wavelength of 0.65 to 18 μm where the optical absorption coefficient does not exceed 1 cm^{-1} throughout the range. Its nonlinear optical coefficients are among the top five or so measured in the infrared (IR) for birefringent crystals. Due to its large birefringence, it can satisfy phase matching relations for parametric conversion from a wavelength of 1 to 18 μm . It also has the possibility for effectively converting sum and difference frequencies. Optically useful faces can be obtained by careful cleaving.

On the negative side, GaSe is a soft material with fairly low melting temperature. It readily cleaves on a 100 plane but is too soft to easily polish if other planes are needed. Under high optical power usage the material sags and deforms. With proper support and with side cooling, perhaps an effective device may be possible taking advantage of the desirable properties of the material.

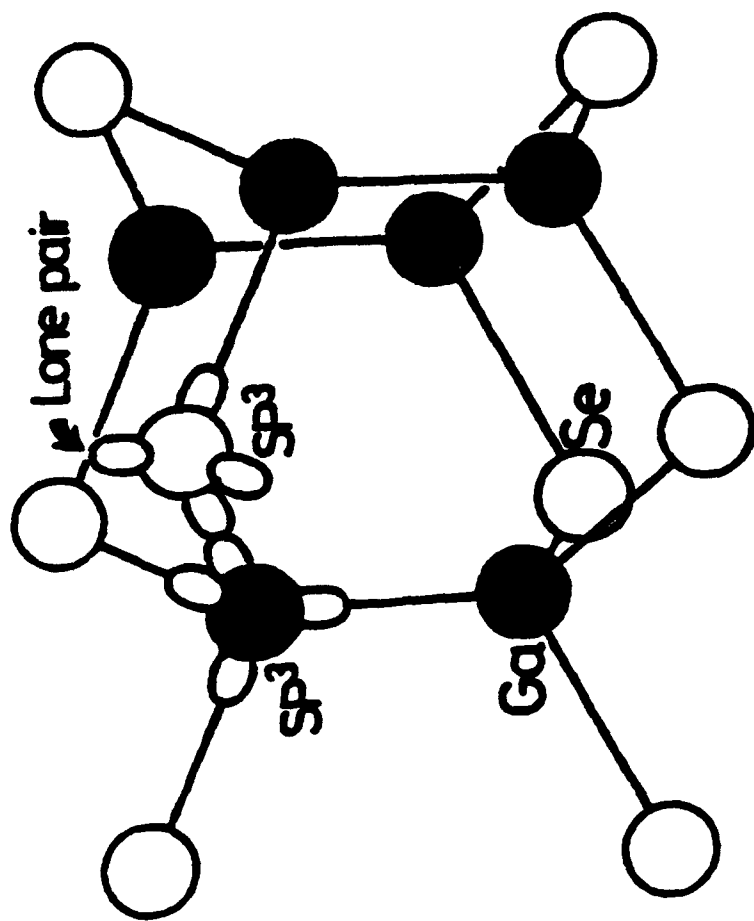
The purpose of this effort is to tabulate the published properties of GaSe, to list most of the papers published on this material (around 600), and to organize and condense this enormous amount of material. Needless to say, relevant material in some papers may have been overlooked. It should also be noted that no attempt was made to evaluate the quality of the published results.



Layer of GaSe. The Ga atoms are represented by the small shaded circles.
the Se atoms by the large open circles.

E. Mooser & M. Schütter, *Phil.Mag.*, 23 811 (1971)

Figure 1 Structure of GaSe



Atom configuration of a GaSe layered semiconductor. The open circles and the full circles represent Se atoms, respectively.

T. Tambo & C. Tatsuyama, *Surface Science* **222** 343 (1989)

Figure 2 Structure of GaSe

2.0 STRUCTURE, GROWTH & MECHANICAL PROPERTIES OF GaSe

2.1 STRUCTURE AND GROWTH OF GaSe

This effort concentrates on gallium monoselenide, GaSe. The phase diagrams of Ga and Se were published by (Rustamov 1965), (Palatnik 1966), and (Dieleman 1971). Gallium and selenium can form the compounds gallium sesquiselenide, Ga_2Se_3 , with a melting point $>1020^\circ\text{C}$; and gallium subselenide, Ga_2Se . Generally, I have tried to avoid papers dealing with these compounds but occasionally one may have gotten into the bibliography

The first record of synthesis of GaSe appears to be that of the work of (Klemm 1934). GaSe exists as hexagonal layers (See Fig.3) with several polytypes denoted as β , γ , δ and ϵ (Kuhn 1975), (Madelung 1992) and (Gousskov 1982). See Figures 4 & 5. (Hulliger 1976) and (Terhell 1975, 1976) also discuss these polytypes. According to (Gousskov et al 1982), the β -type structure is the stable form of GaS and had not been reported for GaSe. (Wieting 1972) and (de Blasi Il Nuovo Cimento 1989) report work on β -GaSe. All of the following GaSe structures have a lattice spacing of $a = 3.755 \text{ \AA}$. The ϵ -type structure is a stable form of GaSe at room temperature with $c = 15.95 \text{ \AA}$. It is a hexagonal structure with space group $P6m^2$. The γ -type structure is a rhombohedral structure of space group $R3m$ with $h = 23.92 \text{ \AA}$. The δ -type is a hexagonal structure of space group $P6_3mc$ with $c = 31.990 \text{ \AA}$. It was discovered by (Kuhn 1975). Most of the papers covered in this work deal with the ϵ -type. This is a negative uniaxial crystal, $n_o > n_e$. Point group : $62m$ or $6m2$ (D_{3h}). Table 1 is taken from (Madelung 1992).

Growth techniques for GaSe are covered in the article by (Gousskov 1982) and the book by (Givargizov 1987). Some other articles on crystal growth are by (Schubert 1955), (Bube 1959), (Beck 1961), (Basinski 1961), (Akhundov 1964), (Cardetta 1972), (Khalilov 1967), (Lieth 1977) and (de Blasi 1989). Vapor phase growth is covered by (Nitsche 1961), (Boelsterli 1962), (Terhell 1972, 1975), (van Egmond 1974) and (Wiedemeier 1992).

Crystals grown by the Bridgman method have ϵ -type structure with a variable amount of stacking faults. Crystals grown by vapor transport often form needle-like structures. GaSe thin film deposition is covered in (DiGiulio 1987), (Yudasaka 1988), (Aleksandrov 1989), (Kambe 1991), (Ueno 1991, 1992), (Emery 1992), (Abe 1993), (Palmer 1993), (Brahim-Otsmane 1993) and (Fargues 1993). Growth of Fullerene thin films on a GaSe substrate is covered by (Sakurai 1993). There is some literature on the study of defects in GaSe crystals, viz. (Basinski 1961), (Guseinov 1967), (Mooser 1971), (Lendvay 1971), & (De Blasi Microscopy 1989, 1991, 1992).

2.2 Molecular Weight: (Minder 1976) 148.68

Table 1 : Properties of GaSe

Substance	Structure	Static and dynamical lattice parameters		Band structure parameters		Transport parameters	
		a, c (Å)	d (g cm ⁻³)	E _g (eV)	at T(K)	m (m ₀)	μ (cm ² /Vs)
			ε(0), ε(∞)				
		T _m (K)					
		c _{ik} (10 ¹¹ dyn cm ⁻²)					

51

3.10 III_xVI_{1-x} compounds

3.10.1 III-VI compounds

GaS, GaSe and InSe crystallize in a hexagonal layer structure (Fig. 76, p. 116). The bonding is strongly covalent within the layers and weaker between them. Four basic polytypes are known (Fig. 77, p. 116). The GaTe lattice is a monoclinic distorted GaSe lattice (Fig. 78, p. 116).

GaSe (several polytypes)	hexagonal layers β : D _{6h} ⁴ - P6 ₃ /mmc γ : C _{3v} ² - R3m δ : C _{6v} ⁴ - P6 ₃ /mc ε : D _{3h} ² - P 6̄m2	a : 3.755 c : 16...34 depending on polytypes	d : 5.03 T _m : 1211 c ₁₁ : 10.24 c ₁₂ : 3.24 c ₃₃ : 3.07 c ₅₅ : 0.70 c ₆₆ : 3.5	ε(0) : 6.18 ε(0) _⊥ : 10.6 ε(∞) : 5.76 ε(∞) _⊥ : 7.44	E _{g,dir} : 2.1275 E _{g,ind} : 2.103	4.2 4.2	m _{eg} : 1.6 m _{n⊥} : 0.5 m _p : 0.2 m _{p⊥} : 0.8	μ _{n ,dr} : 80 μ _{n⊥,dr} : 3000 μ _{p ,dr} : 210 μ _{p⊥,dr} : 60 μ _n : 250 μ _p : 50
--------------------------	--	--	---	--	---	------------	---	--

2.3 Density:

(Minder 1976) gives 5.03 g/cm^3
 (Gatulle 1983) gives $5030 \pm 10 \text{ kg/m}^3$.

2.4 Elastic Constants:

(Khalilov 1967) were the first to measure elastic constants of GaSe using ultrasonic techniques. They show velocity versus temperature plots. In units of $10^{11} \text{ dynes/cm}^2$, their results are: $C_{11} = 10.24$, $C_{66} = 3.5$, $C_{33} = 3.07$, $C_{55} = 0.70$

and $C_{12} = C_{11} - 2C_{66} = 3.24$.

(Tanaka 1975) using Brillouin scattering, obtained in the same units as above:

$C_{11} = 10.5 \pm 0.4$, $C_{12} = -2.9 \pm 0.8$, $C_{13} = -3.32 \pm 0.12$,
 $C_{33} = 3.57 \pm 0.08$, $C_{44} = -1.05 \pm 0.05$.

(Gatulle 1983) give their results and compare them with those of (Khalilov 1967), (Powell 1977), (Hamaguchi 1980), (Chiang 1978), and (Kovtun 1980). See Table 2.

Table 2. Elastic constants of GaSe

Elastic constants of GaSe (in 10^{10} N/m^2)						
elastic constants	method					
	neutrons [1]	Brillouin [22]	[23]	ultrasound [24]	[25]	our results
C_{11}	9.4	10.5	10.5	10.2	10.17	10.33
C_{33}	3.18	3.57	3.51	3.07	3.872	3.41
C_{44}	1.25	1.05	1.04	0.70	0.92	-
C_{12}	-	2.75	3.25	3.24	2.73	2.99
C_{13}	-	1.22	1.26	-	1.17	-

[1] Powell 1977

[2] Hamaguchi 1979

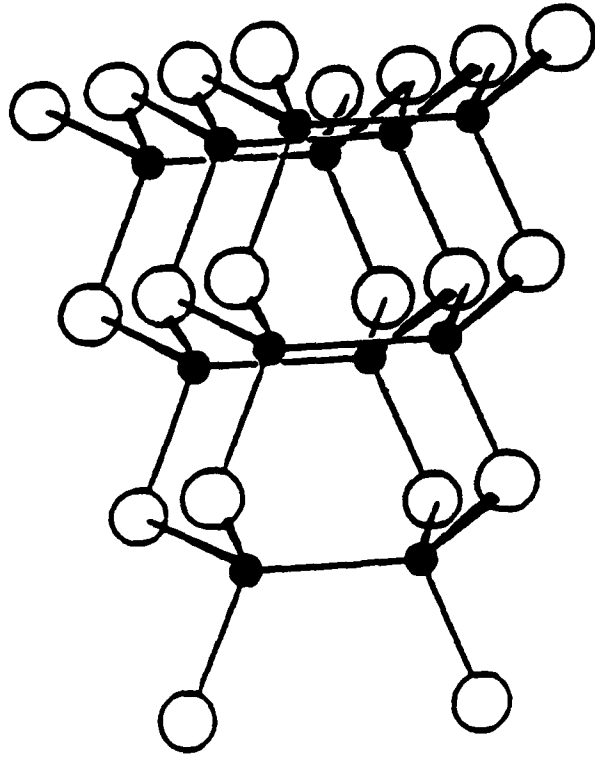
[23] Chiang 1978

[24] Khalilov 1967

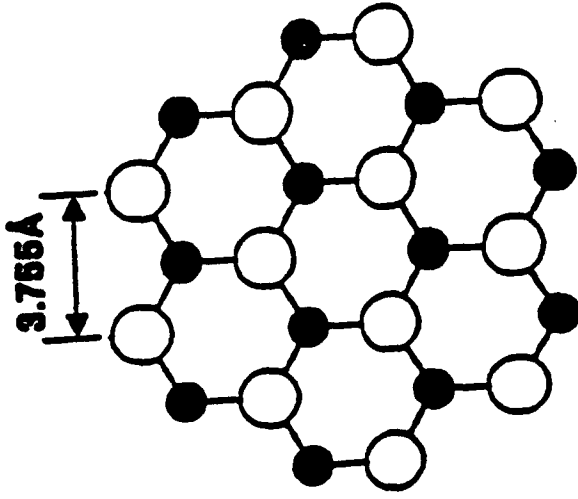
[25] Kovtun 1980

(Gatulle 1983) gives the pressure derivatives (dimensionless):

$$dC_{33}/dP = 19 \pm 1, \quad dC_{66}/dP = 1.9 \pm 0.4, \quad dC_{11}/dP = 8.4 \pm 0.6$$



Perspective view

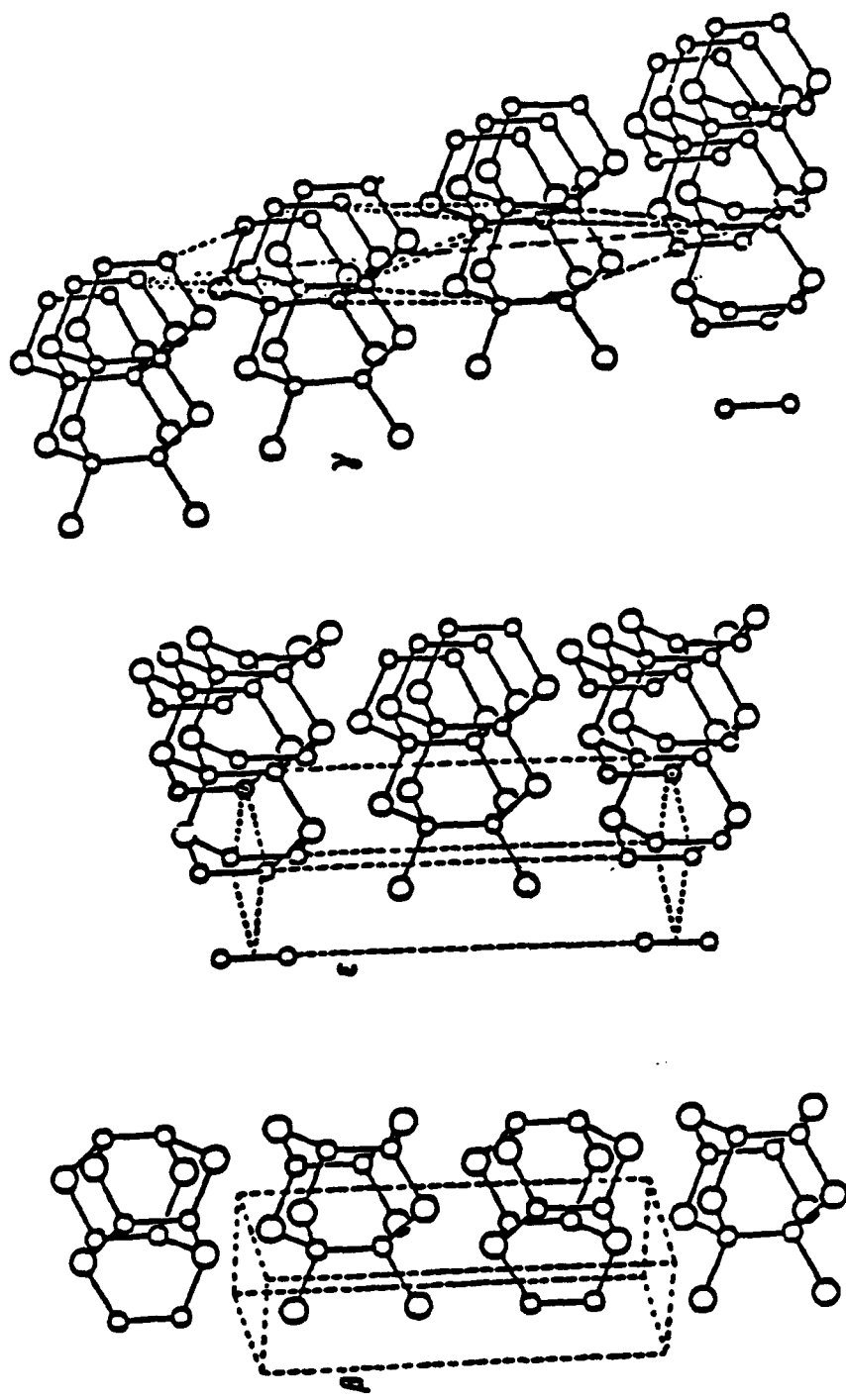


Top view

Perspective and top views of a unit layer of GaSe.

Uneo, Abe, Sulki & Koma, Jap. J. Appl. Phys. Lett., 30 L1352 (1991)

Figure 3 Structure of GaSe



Crystallographic structures of the β , ϵ and γ polytypes of GaSe-like compounds. The unit cells are represented by the broken lines. They are hexagonal for the β and ϵ polytypes and rhombohedral for the γ one.

Y. Depeursinge, Nuovo Cimento **64B** 11 (1981)

Figure 4 Polytypes of GaSe

POLYTYPES OF GaSe

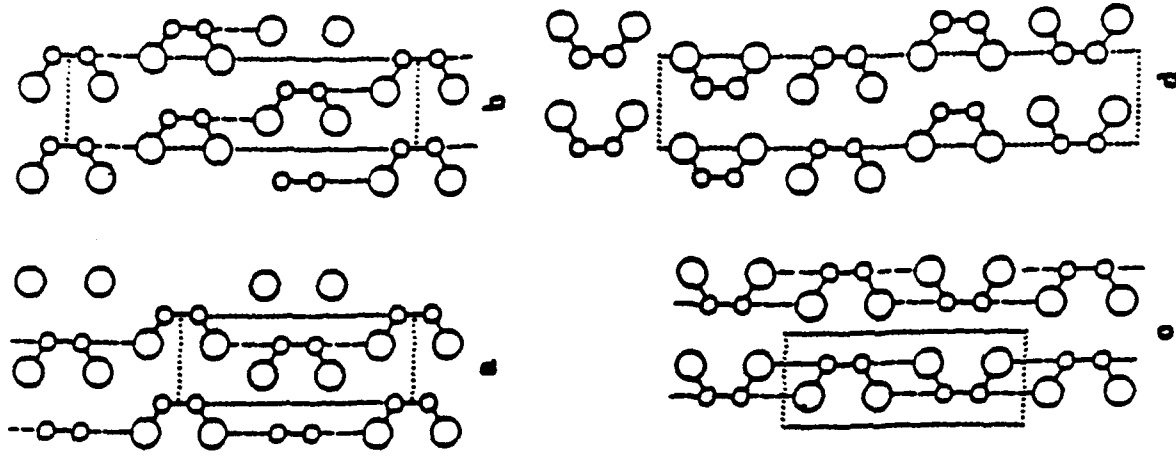


Fig.77. GaSe. Layer structure with cation pairs and tetrahedral cation coordination; (110) sections through the hexagonal cells. (a) α -GaSe, (b) γ -GaSe, (c) β -GaSe, (d) δ -GaSe.

O. Madelung, ed. **Semiconductors Other than Group IV and III-V Compounds** (Springer 1992) p. 116

Figure 5 Polytypes of GaSe

2.5 Brillouin Scattering:

Papers concerned with Brillouin scattering are: (Chaing 1978), (Hamaguchi 1979), (Honma 1983), (Tanaka 1975), and (Yamada 1976, 1981).

2.6 Raman Scattering:

Papers concerned with Raman scattering are: (Abdullaev 1992), (Allakhverdiev 1980, 1986), (Altshul 1980), (Hamaguchi 1979), (Hayek 1973), (Hoff 1975), (Ibragimov 1989), (Irwin 1963), (Jandl 1978), (Kuroda 1987), (Le Toullec 1981), (Mercier 1974), (Raydellet 1979), (Seibert 1990), (Semjonow 1992), (Vinogradov 1980), (Wieting 1973), and (Yoshida 1973).

2.7 Lattice Vibrations (Infra-red):

(Finkman 1974)

3.0 THERMAL PROPERTIES OF GaSe:

3.1 Melting Point:	960 °C	(Rustamov 1965)
	950 °C	(Palatnik 1965,1966)
	938 ± 5 °C	(Dieleman 1971)
	960 °C	(Cardetta 1972)
	938± 3 °C	(Suzuki 1974)
	960 °C	(Minder 1976)
	936 °C	(Gousskov 1982)

3.2 Specific Heat: (Mamedov 1967) measured the specific heat of ϵ -GaSe from 60-300 K. In the range 60-87 K, the specific heat obeys $C_V = 0.329T^{1.00}$ J/mole deg. See Figure 6. It appears from the graph that, $C_P(300 \text{ K}) = 47.9$ J/(mole deg). (Jandl 1976) did further analysis of this data. See Figures 7 & 8.

(Mamedov 1978) gives in range 7-20 K, $C_V \propto T^3$;

for 20-30 K, $C_V \propto T^2$;

and as the temperature increases there is a gradual transition to $C_V \propto T$ with Debye temperature $\Theta_0 = 189 \pm 2$ K. See Figure 9.

Low-temperature (Aldzhanov 1989)

$$\gamma = 0.01 \quad \Theta = 431 \text{ K}$$

(Aliev 1972) gives $C_p - C_v = 0.690$ cal/mole deg at 300 K.

3.3 Coefficient of Linear Expansion: From (Aliev 1972) See Figure 10.

At 300 K, $\alpha_{\perp} = 10.8 \times 10^{-6}$ /degree

$$\alpha_{\parallel} = 9.1 \times 10^{-6}/\text{degree}$$

3.4 Isothermal Compressibility:

(Aliev 1972) See Figure 11.

At 300 K, $\chi_{\perp} = 0.66 \times 10^{-12}$ cm²/dyne

$$\chi_{\parallel} = 0.27 \times 10^{-12} \text{ cm}^2/\text{dyne}$$

(Polian 1982) gives $\chi_{\parallel} = 24.9 \times 10^{-3}$ GPa⁻¹

$$\chi_{\perp} = 5$$

$$\chi = 34.9$$

(Gatulle 1983) calculates compressibilities from his elastic constant data and obtains in units of 10^{-10} m²/N:

$$B \text{ parallel linear compressibility} = 0.256 \pm 0.018$$

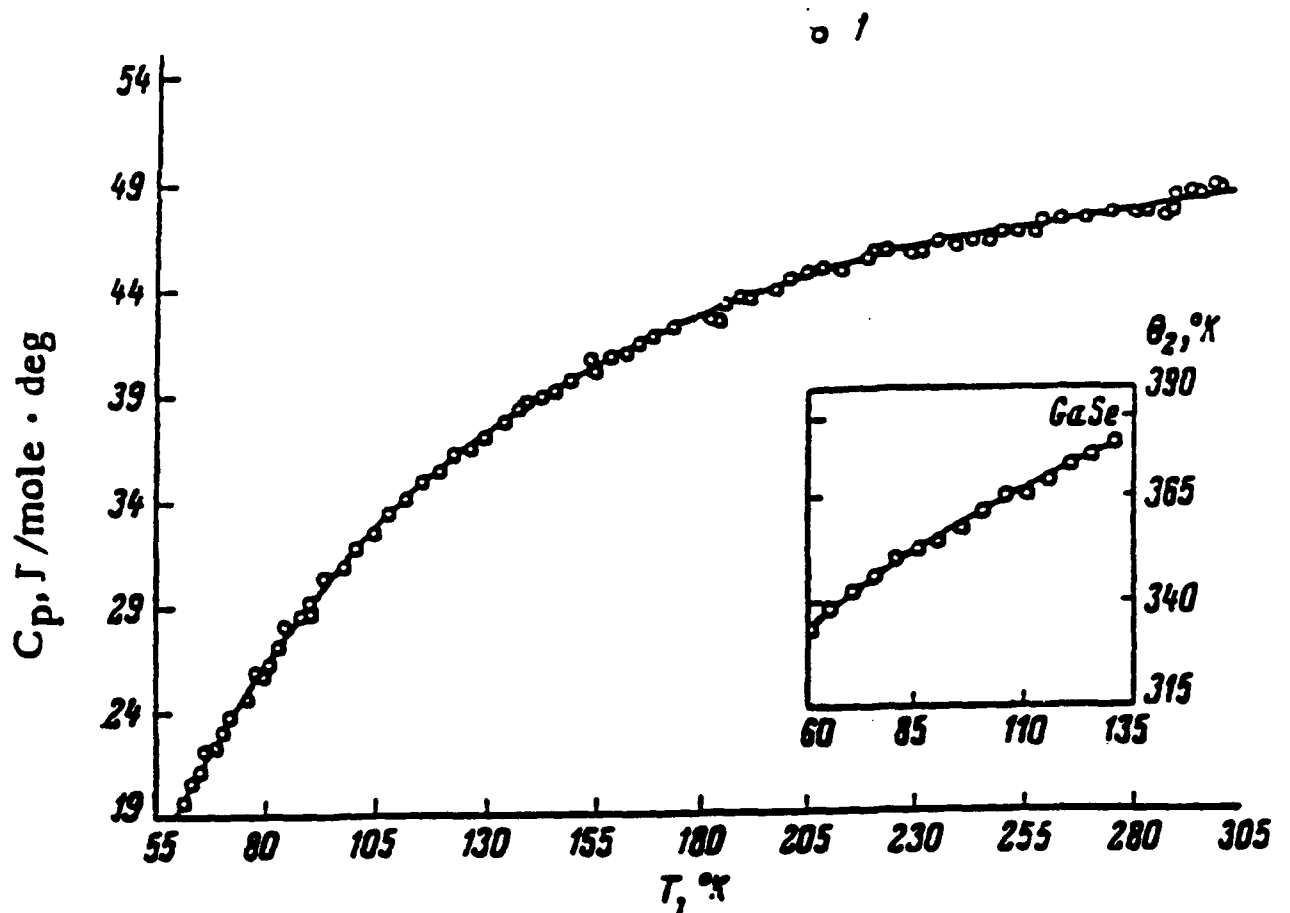
$$B \text{ perpendicular linear compressibility} = 0.052 \pm 0.005$$

$$B \text{ bulk compressibility} = 0.0360 \pm 0.028$$

3.5 Grüneisen Parameter: (Aliev 1972) See Table 3.

At 300 K, $\gamma_{\perp} = 1.07$

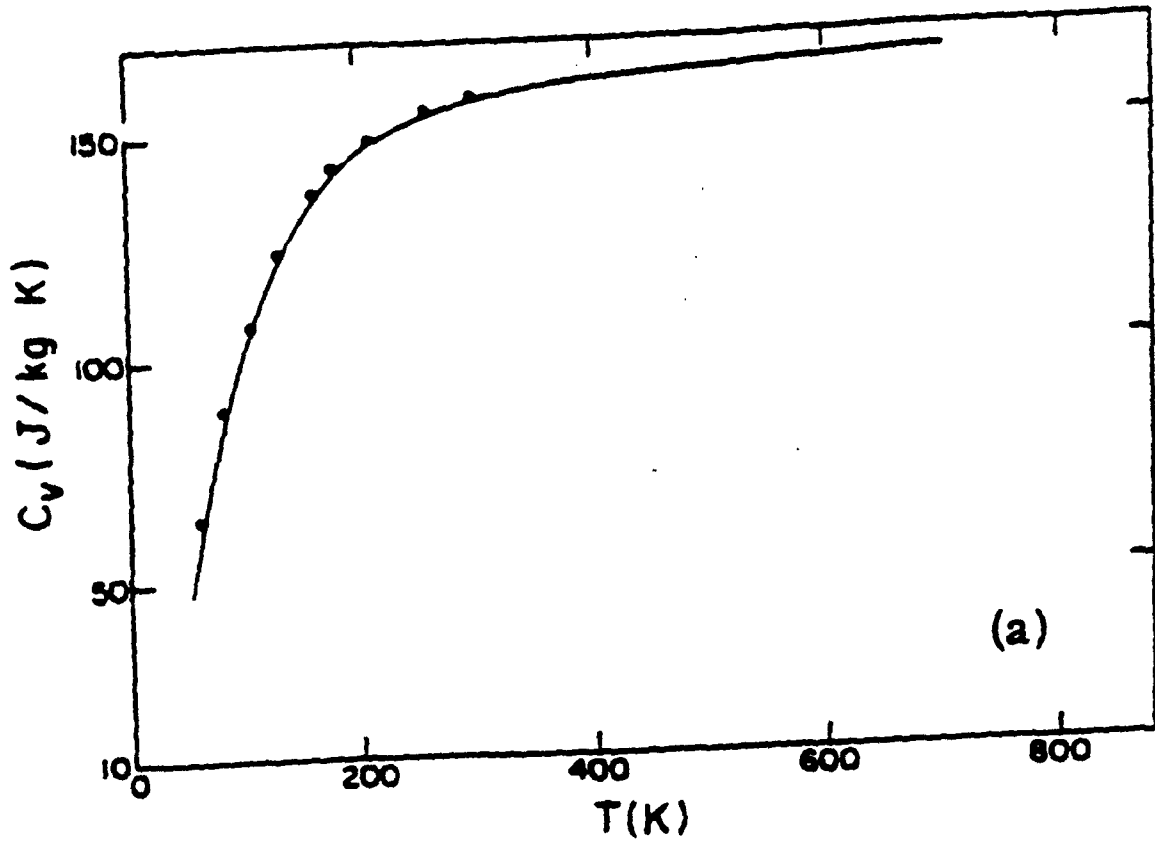
$$\gamma_{\parallel} = 2.35$$



Temperature dependence of the specific heat of gallium selenide (1)

Mamedov et al, Sov.Phys.-Semiconductors 1 363 (1967)

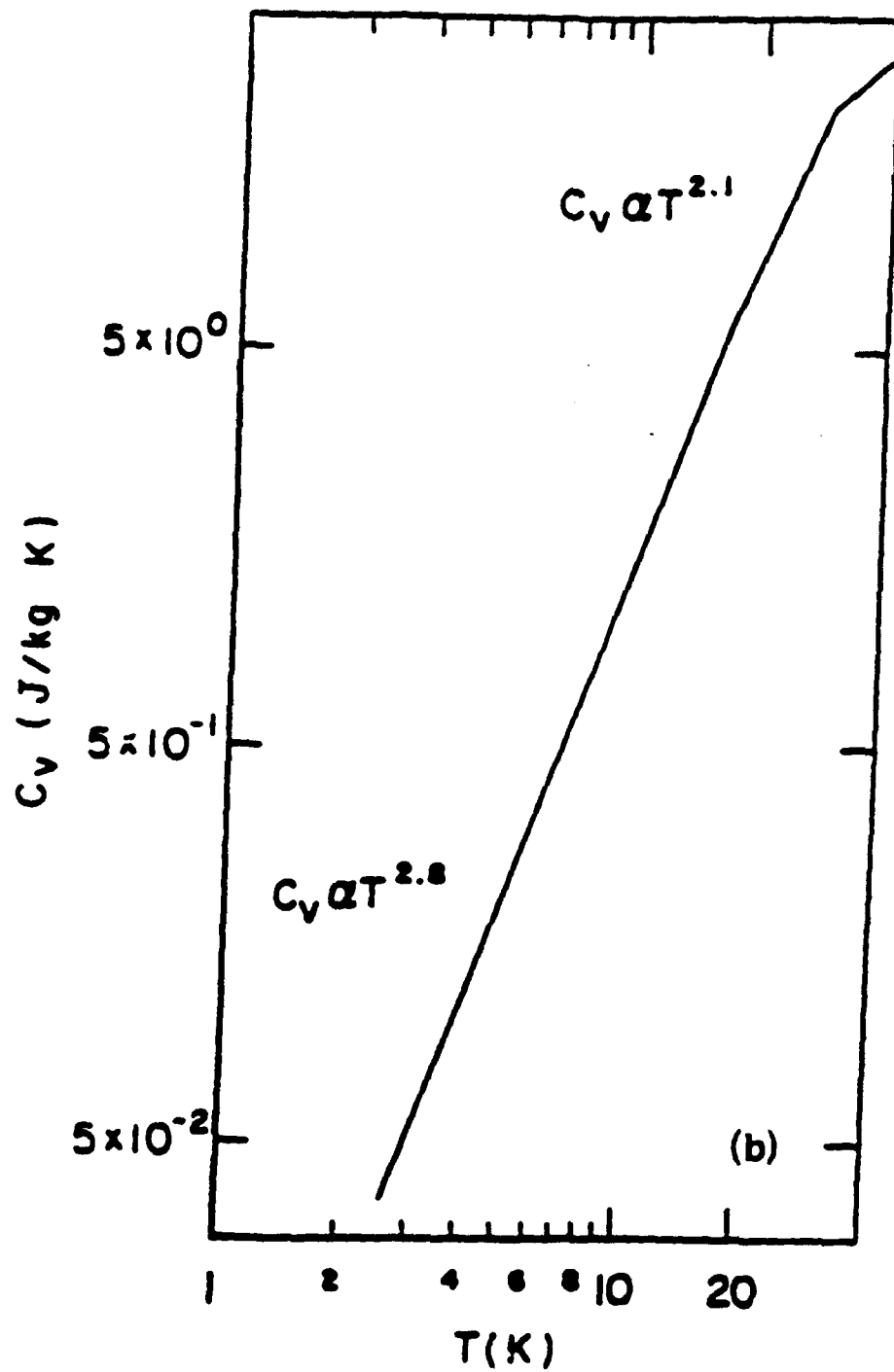
Figure 6 Temperature dependence of GaSe specific heat



(a) Temperature dependence of the specific heat $C_v(T)$ calculated from $g(\nu)$. The result of the calculation is shown as the solid line and the solid points represent the experimental measurements of Mamedov

Jandel et al, Phys. Rev. B13 686 (1976)

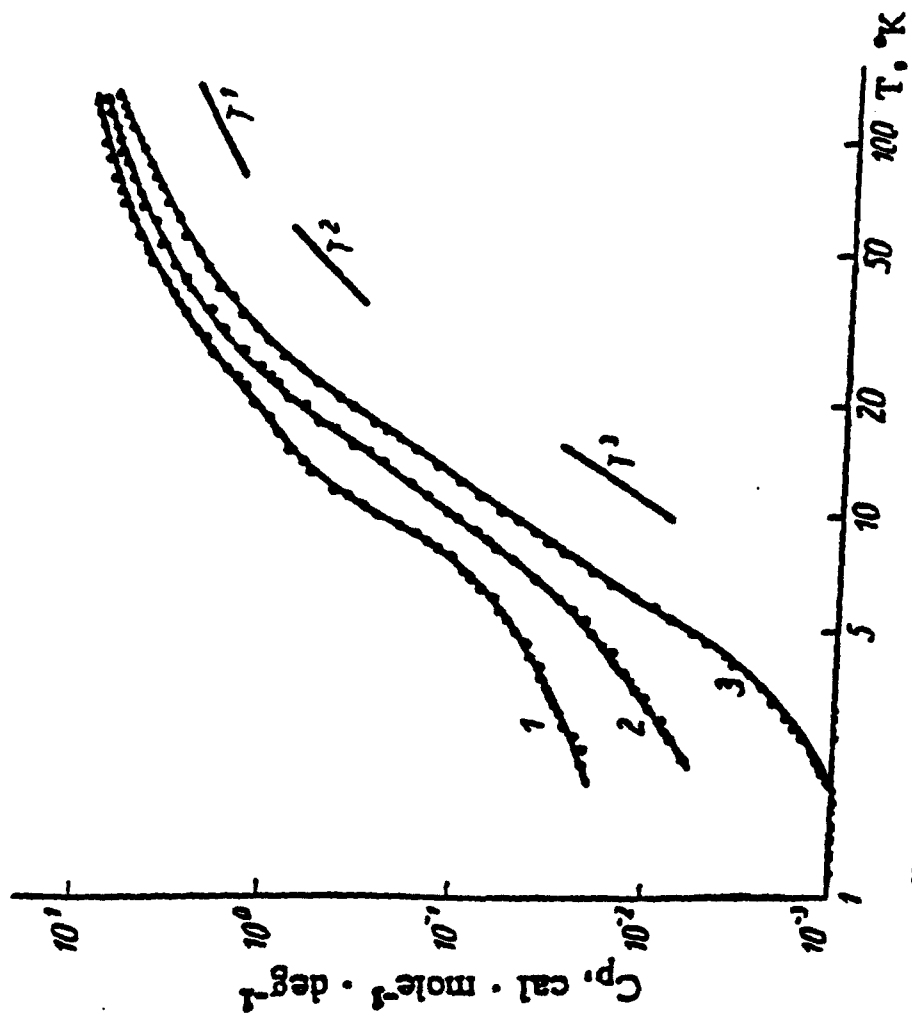
Figure 7 Temperature dependence of C_v of GaSe



Log-log plot of the temperature dependence of C_v at low temperatures.

Jandel et al, Phys. Rev. B13 686 (1976)

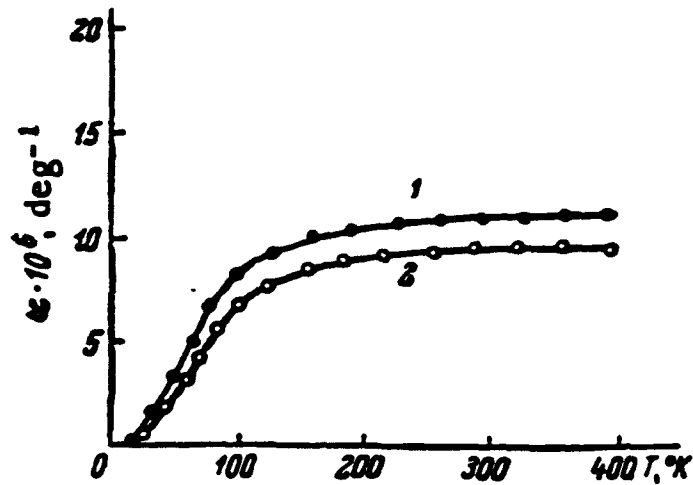
Figure 8 C_v of GaSe at low temperatures



Experimental results (shown on a logarithmic scale) for the specific heat of: 1) GaTe; 2) GaSe; 3) GaS.

Mamedov et al, Sov.Phys.- Solid State 20 22 (1978)

Figure 9 Temperature dependence of specific heat of GaSe



The temperature dependence of the coefficients of linear thermal expansion α_{\perp} (1) and α_{\parallel} (2), measured perpendicular and parallel to the layers of a GaSe crystal.

Aliev et al, Sov. Phys.- Solid State 14 1304 (1972)

Figure 10 Temperature dependence of GaSe coefficients of linear expansion

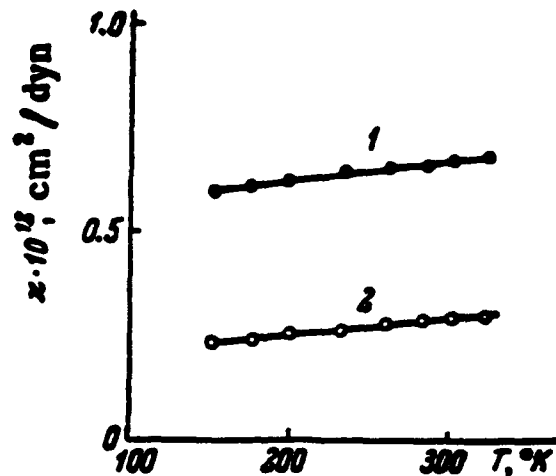


Fig. 2. The temperature of the coefficients of isothermal compressibility χ_{\perp} (1) and χ_{\parallel} (2), measured perpendicular and parallel to the layers of a GaSe single crystal.

Aliev et al, Sov. Phys.- Solid State 14 1304 (1972)

Figure 11 Temperature dependence of GaSe coefficients of isothermal compressibility

Table 3 $C_p - C_v$ and Grüneisen Parameters for GaSe

The Value of the Parameters $C_p - C_v$, γ_{\perp} and γ_{\parallel}

T, °K	$(C_p - C_v)$ calc.	$(C_p - C_v)$ [J]	γ_{\perp}	γ_{\parallel}
	cal/mole · deg			
150	0.053	0.234	1.64	2.74
160	0.067	0.283	1.80	2.74
180	0.079	0.318	1.21	2.66
200	0.090	0.370	1.18	2.67
220	0.103	0.440	1.14	2.59
240	0.110	0.500	1.12	2.54
260	0.116	0.600	1.11	2.48
280	0.132	0.650	1.12	2.40
300	0.138	0.690	1.07	2.35

3.6 Thermal Conductivity: (Guseinov PL1966, PSS1966, 1967)

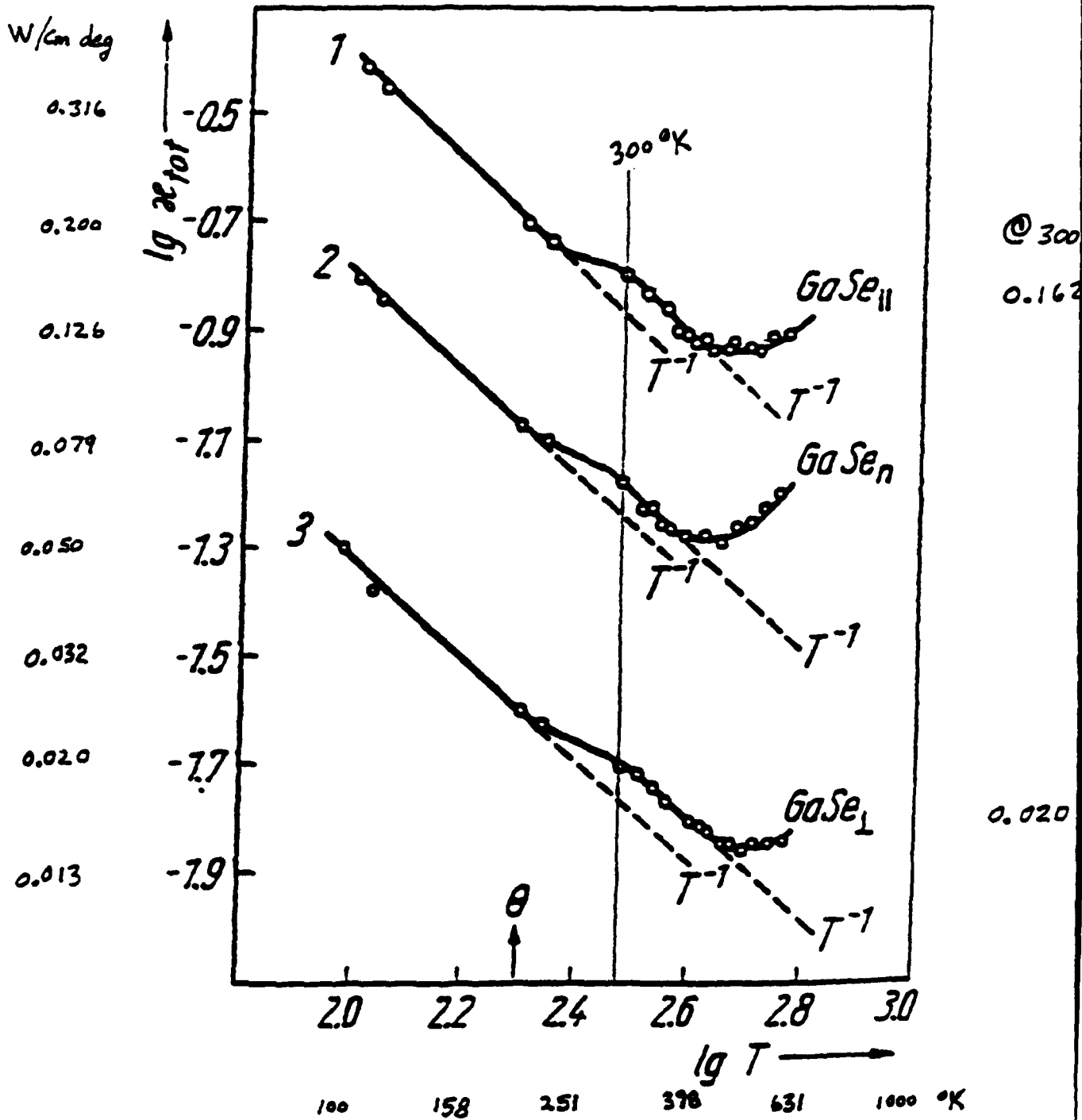
Plots from (PSS 1966) are in Figure 12.

From the curves, the heat conductivity at 300 K parallel to the [0001] axis is 0.162 W/cm deg, and perpendicular is 0.020 W/cm deg.

3.7 Thermopower (Seebeck Coefficient):

(Anis 1988) measured the diffusion thermopower parallel and perpendicular to the c axis in the temperature ranges 280-430 K and 250-330 K, respectively. At room temperature, $\alpha_{\parallel c}$ and $\alpha_{\perp c}$ were found to be the same, namely $120 \pm 13 \mu\text{V/deg}$. In the plot versus temperature, $\alpha_{\parallel c}$ exhibited a maximum at 435 K of $340 \pm 20 \mu\text{V/deg}$.

THERMAL CONDUCTIVITY of GaSe



Guseinov & Rasulov, Physica Status Solidi
18 911 (1966)

Figure 12 Temperature dependence of thermal conductivity of GaSe

4.0 ELECTRICAL PROPERTIES:

4.1 Band Structure:

Band structure papers are about evenly divided between theory and experiment. They are listed as follows: (Baltramiejunas 1991), (Balzarotti 1971), (Bassani 1964, 1967), (Belenkii 1979), (Bourdon 1974, 1976), (Depeursinge 1977, 1981), (Doni 1979), (Fischer 1963), (Hak-ping 1972), (Kamimura 1966, 1968), (Kowalczyk 1975), (Kuroda 1981), (Larsen 1976), (Margaritondo 1977), (McCanny 1977), (Ottaviani 1974), (Panfolov 1975), (Robertson 1979), (Schlueter 1972, 1976), (Sobolev 1982), (Thiry 1977), and (Williams 1977).

4.2 Resistivity (Electrical Conductivity) and Mobility:

(Fischer 1962) reports a perpendicular (to c axis) resistivity of 100 ohm-cm, a Hall coefficient of about 3000 cm³/coulomb, and a mobility of 30 cm²/V sec at 300K.

(Manfredotti 1974) gives a room temperature resistivity of 10³-10⁹ ohm-cm and mobilities of 215 cm²/Vsec for holes and 60 cm²/Vsec for electrons measured along the c axis.

(Minder 1976) gives mobilities parallel to the c axis at 300K as $\mu_e = 80$ cm²/V sec and $\mu_h = 210$ cm²/V sec.

The following papers deal with electrical conductivity and Hall mobility: (Abdullaev 1966, 1968), (Anis 1979, 1981, 1984, 1992), (Augelli 1977, 1978), (Capozzi 1977, 1981), (Fivaz 1967, 1976), (Gao 1988), (Ismailov 1966), (Kipperman 1971), (Manfredotti 1977), (Margaritondo 1977), (Mustafaeva 1988), (Nagat 1990), (Schmid 1974), (Tredgold 1969) and (Yudasaka 1988).

4.3 Effective Masses:

(Cingolani 1988) gives:

Direct gap (2.13 eV @ 10K)	$m_e = 0.23m_0$	$m_h = 0.4m_0$
Indirect gap (2.105eV @ 10K)	$m_e = 0.74m_0$	$m_h = 0.4m_0$

4.4 Photoconductivity:

Papers dealing with photoconductivity are listed as follows:

(Abdullaev 1966, 1971), (Akhundov 1964), (Alekperov 1991), (Anis 1981), (Augelli 1981), (Belenkii 1975), (Bube 1959, 1960), (Gross 1961), (Kawarada 1974), (Kyazymzade 1988), (Mekhtiev 1962, 1963, 1990), (Mozol' 1988, 1989), (Nazar 1981), (Niilisk 1969), (Ryvkin 1956), and (Tagiev 1987).

4.5 Dopants:

Effects of iodine doping are discussed in (Augelli 1979) and (De Blasi 1979).

Tin dopant increase the photosensitivity of GaSe. Papers on GaSe:Sn are: (Mekhtiev 1963), (Leviardi 1969), (Romeo 1969), (Abdullaev 1970), (Gadzhiev 1971), (Mustafaeva 1988), and (Salaev 1989).

(Shigetomi 1991, 1993) discusses deep levels in Zn-doped p-GaSe.

Papers on various centers and traps are: (Manfredotti PRB & SSC 1974, 1975) and (Yamazaki 1993)

GaS_xSe_{1-x} solid solutions are discussed in (Belenkii 1975), (Camassel 1976), (De Blassi 1979), (Gavaleshko 1974), (Karamen 1970), (Kyazym-zade 1984), (Mercier 1974, 1976), (Schluter 1976), and (Yamaguchi 1984).

4.6 Contacts:

(Abdullaev 1966) discusses rectifying properties of p-GaSe single crystals. Injection properties of minority carriers are covered by (Drapak 1989, 1990)

(Tambo 1989 a & b) discusses barrier formation and reactivity of contacts.

4.7 Detectors:

GaSe has been used in x-ray detectors (Castellano 1986) and in nuclear particle detectors (Manfredotti 1974, 1975), (Mancini 1976), (Segura 1977), (Nakatani 1989), (Sakai 1988), and (Yamazaki 1988, 1993).

4.8 Other Devices:

(Mekhtiev 1978) describes a photo electric analyzer of polarized light using GaSe. A polarization sensitive photodiode at 632.8 nm based on photopleochroism (Mekhtiev 1990) is reported by (Manasson 1990).

(Hirlimann 1990) achieved a femtosecond optical gating.

A light modulator for 632.8 nm light is described by (Iwamura 1990, 1991).

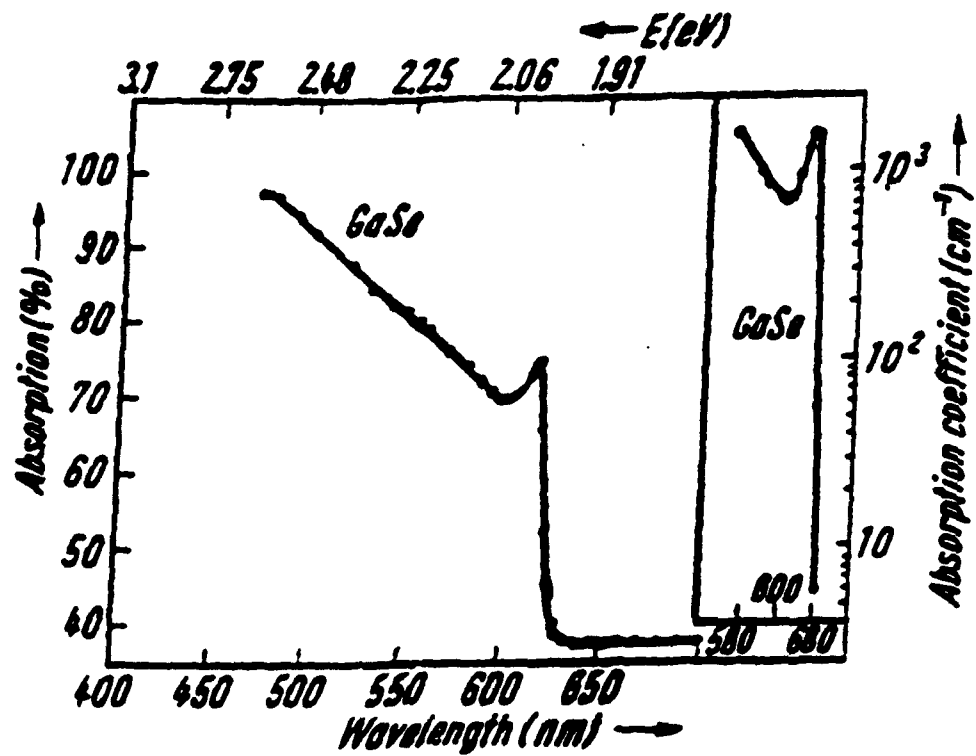
5.0 OPTICAL PROPERTIES:

5.1 Transmission, Optical Absorption Coefficient:

Crude measurements of the absorption edge of GaSe were obtained by (Gross 1959). (Fielding 1959) gave plots of the absorption coefficient from 450-900 nm at 78°K and 300°K apparently with unpolarized light. Plots of the absorption coefficient versus energy as a function of temperature are given in (Brebner 1962). A temperature dependence of the absorption edge was done by (Ismailov 1963). See Figures 13 & 14. The transmission spectra of GaSe at 300°K was given by (Akhundov 1966,1967). Figure 15. Transmission measurements from 0-20 μm at room temperature along with Sellmeier equations was given by (Abdullaev 1972). Figure 16. This shows the transparency range as 0.65-18 μm . (Akhundov 1975) gives plots of the absorption coefficient versus wavelength (500-650nm) at various angles of incidence. (Le Toullec 1975) shows the absorption edges for δ - and ϵ -GaSe polytypes. The ordinary and extraordinary optical absorption coefficients for ϵ -GaSe between 443nm and 1.033 μm were obtained by (Le Toullec 1977). Figure 17. (Antonioli 1977) shows plots of fitted extinction coefficients $k_{||}$ and k_{\perp} versus wavelength. (Antonioli 1979) shows plots of the absorption coefficient from 500 to 650 nm at 70, 175 and 290 K. Figure 18. (Gusetnov PSS 1966) estimates the free carrier absorption (proportional to λ^2) at $\lambda = 10 \mu\text{m}$ and $T = 300 \text{ K}$ to be 22.2 cm^{-1} . (Wasscher 1972) measured the optical absorption coefficient at various angles of incidence from 420-660 nm. (Abdullaev 1975) found many samples with absorption at $1.06 \mu\text{m}$ less than 0.25 cm^{-1} . A more recent transmission curve was published by (Bianchi 1978). Photoacoustic signals were shown in (Todorovic 1989). (Vodopyanov 1991) shows transmission curves with Fresnel losses denoted. Figure 19. Analyzing spectroscopic ellipsometry data, (Adachi 1992) shows plots of the extinction coefficient from 3-5 eV.

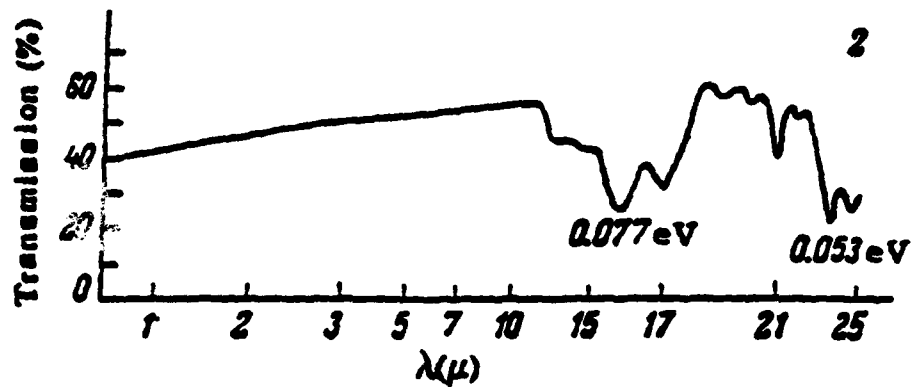
5.2 Reflection:

Reflection from single crystals was done by (Gasanova 1966). Figure 20. Later that year, they measured polarization effects in the ultraviolet reflection as well. Figure 21. (Akhundov 1966) also published results. (Leung 1966) shows reflectivity results in the infra-red. See Figure 22. (Nizametdinova 1967) published results of R^2 from 550-650 nm for $E_{||}$ and E_{\perp} , Figure 23. (Sobolev 1971) published some reflectivity measurements from 250-650 nm at 77 and 293°K. (Sobolev 1972) did uv reflectivity with apparently unpolarized light. Reflectance results in the range of 16-200 μm from 5-720°K was given by (Julien 1992). (Piacentini 1979) reports on reflectivity from 4-32 eV. (Sobolev 1990) gives reflection results using polarized light.



Akhundov et al, Physica Status Solidi 15 K109 (1966)

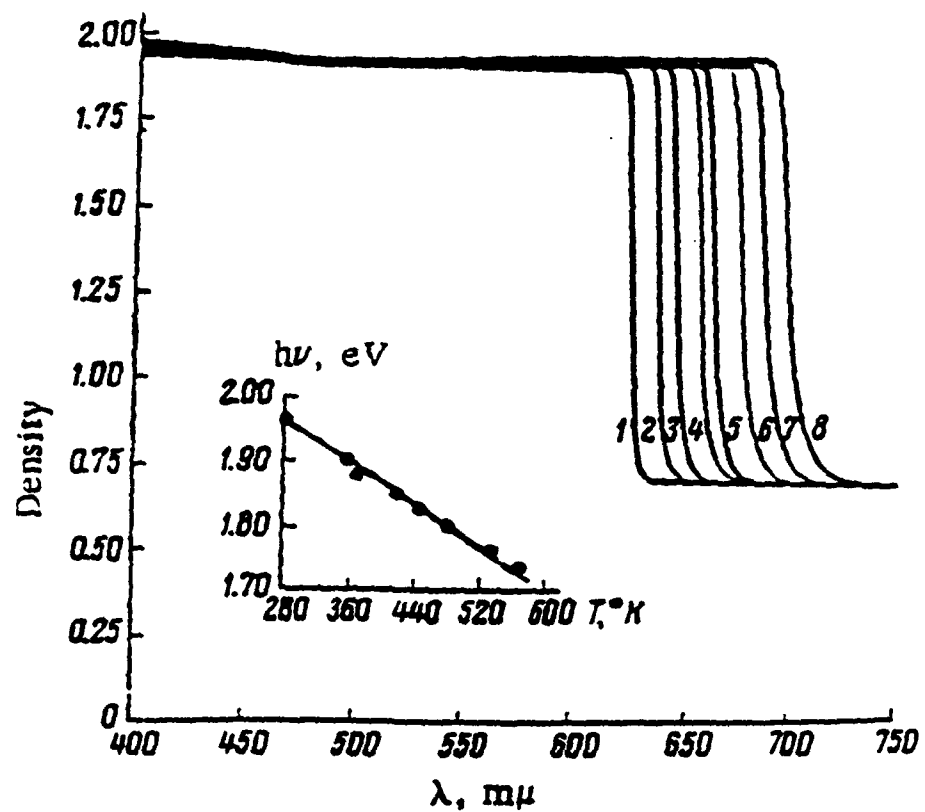
Figure 13 Absorption spectrum of GaSe at 300°K



Transmission spectra of single crystals of GaS (1) and GaSe (2) at 300°K.

Akhuundov & Kerimova, Optics and Spectroscopy 22 355 (1967)

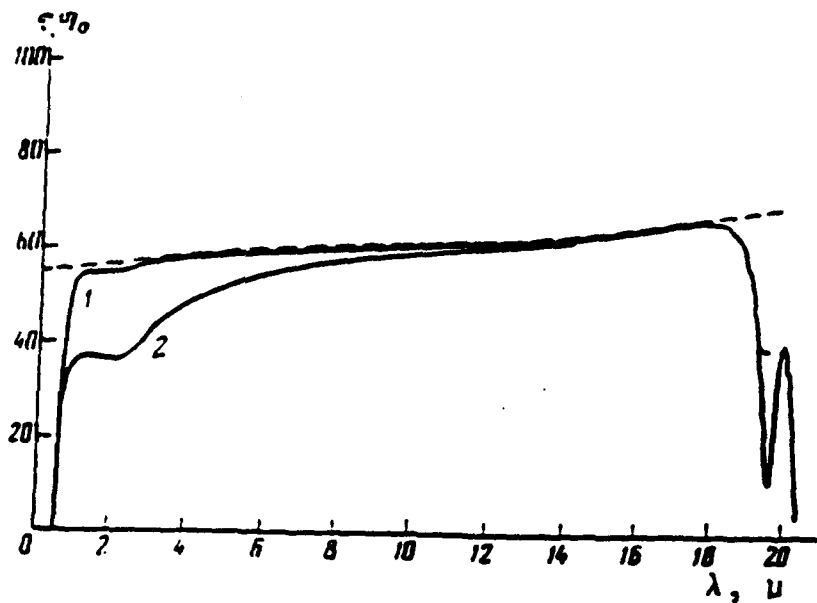
Figure 14 Transmission spectra of GaSe



Dependence of the optical density of gallium selenide on the wavelength at various temperatures T (in °K): 1) 283; 2) 335; 3) 370; 4) 414; 5) 445; 6) 494; 7) 536; 8) 578.

Ismailov et al, Soviet Physics- Solid State 5 2656 (1963)

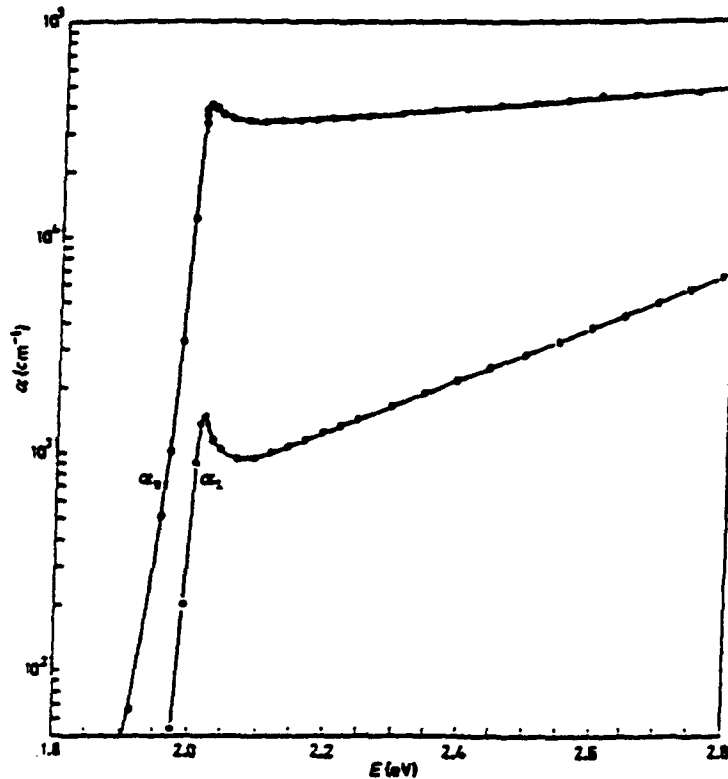
Figure 15 Temperature dependence of optical density of GaSe spectra



Transmission spectrum of GaSe crystal: dashed curves - reflection loss, continuous curves - transmission spectrum: 1 - sample thickness 1.5 mm, 2 - 6.3 mm.

Abdullaev et al Soviet Physics- JETP Letters 16 90 (1972)

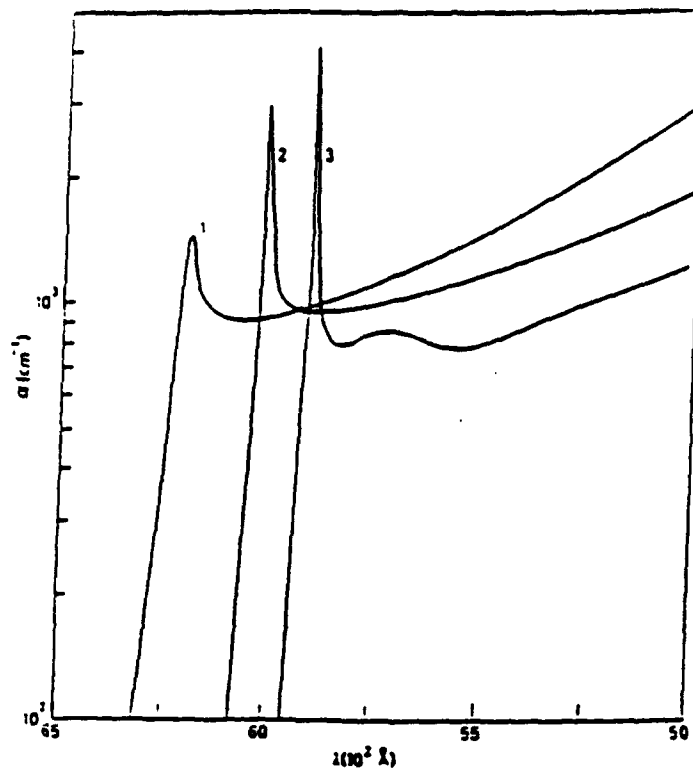
Figure 16 Transmission spectrum of GaSe



Ordinary and extraordinary absorption coefficient (α_1 and α_2) of GaSe at room temperature vs. photon energy between 1.2 eV and 2.8 eV.

Le Toulec et al. Il Nuovo Cimento 38 B 159 (1977)

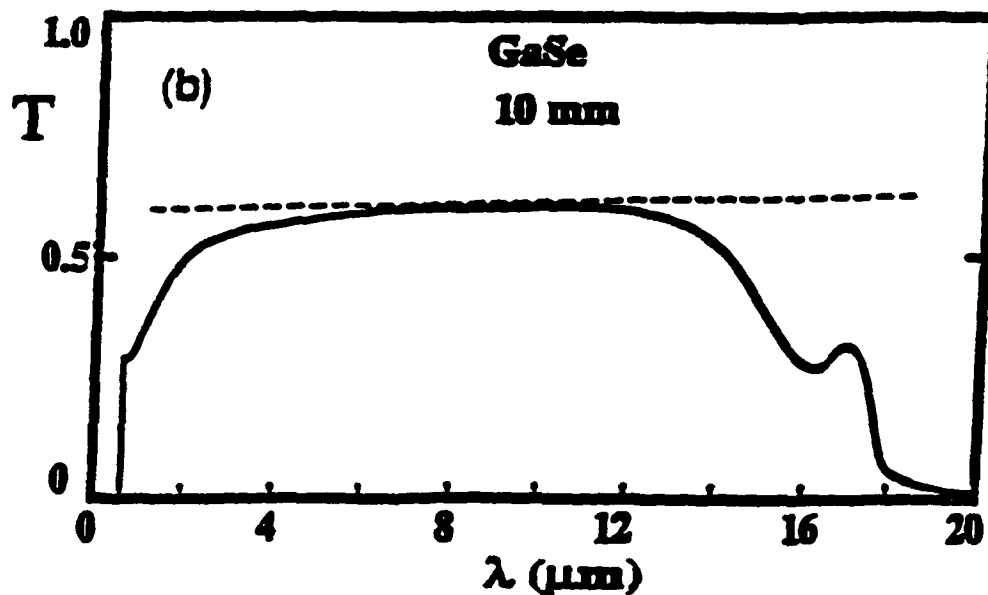
Figure 17 Ordinary and extraordinary absorption coefficient of GaSe



Absorption coefficient of GaSe for $T = 290$ K (curve 1), 175 K (curve 2), 70 K (curve 3).

Antonioli et al, *Il Nuovo Cimento* 54 B 211 (1979)

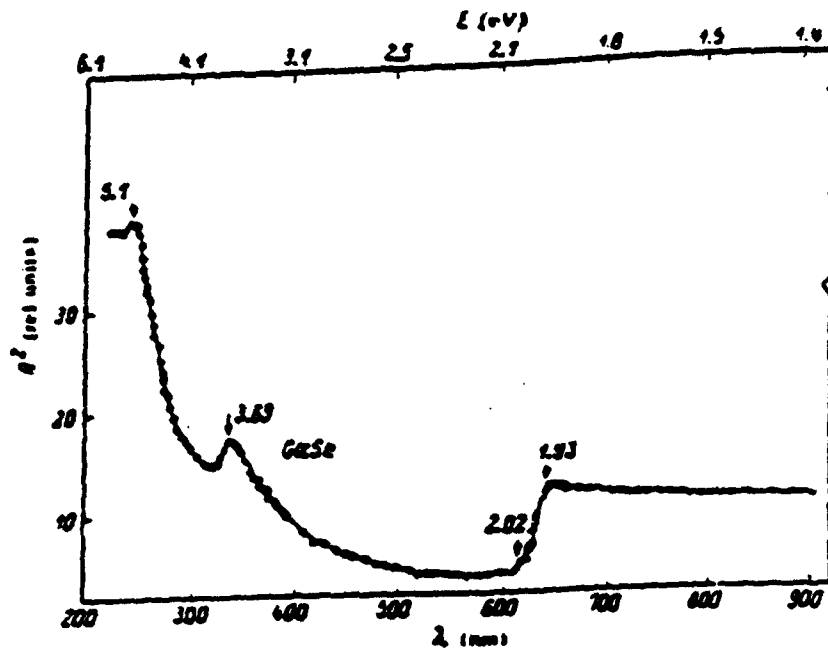
Figure 18 Absorption coefficient of GaSe at various temperatures



Transmission spectra taken at room temperature.
(b) GaSe ($L = 10$ mm). Dashed curves, Fresnel losses.

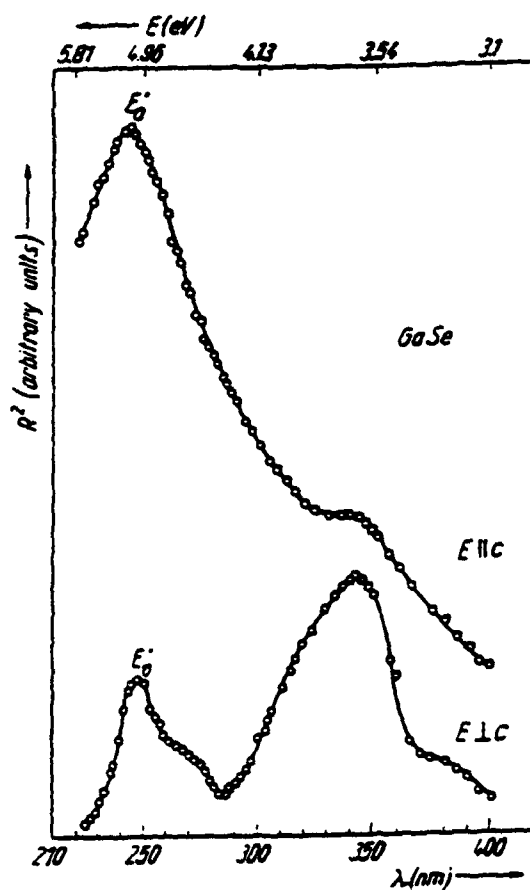
Vodopyanov, *J.Opt.Soc.Am.* B 10 1724 (1993)

Figure 19 Transmission spectra of GaSe



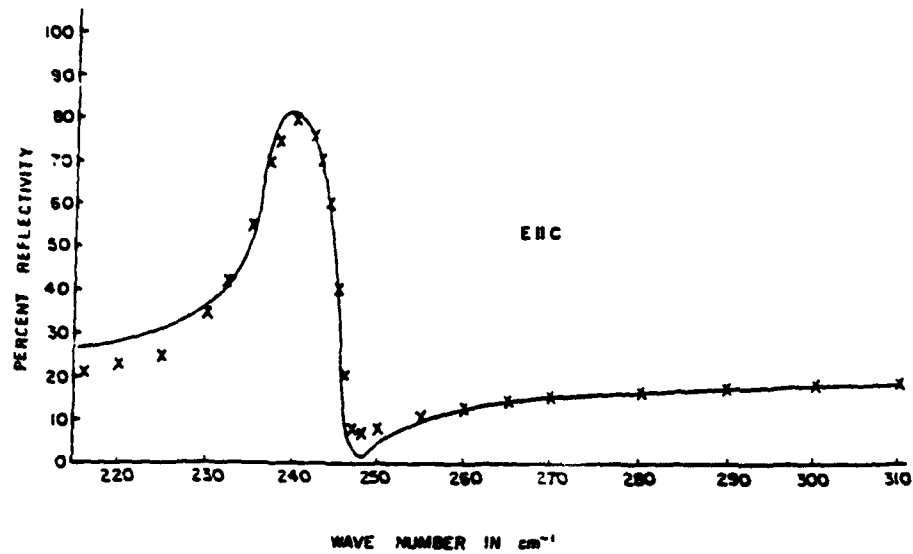
Gasanova & Akhundov, Optics & Spectroscopy 20 193 (1966)

Figure 20 Reflection spectra of single crystal GaSe at 300°K

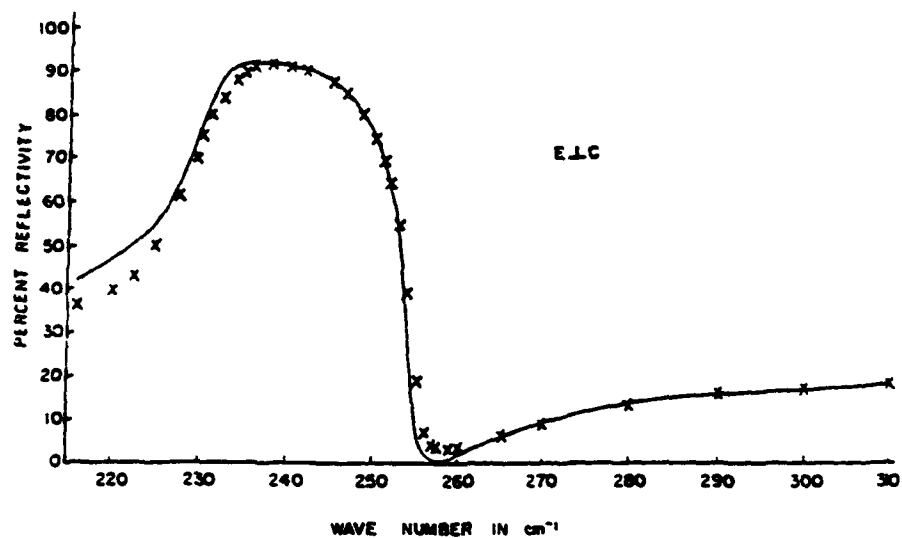


Gasanova et al, Physica Status Solidi 17 K115 (1966)

Figure 21 Reflection of GaSe at 300°K



Room temperature reflectivity of GaSe with $E_{||c}$. The crosses are the experimental points, and the curve is the reflectivity calculated with the dispersion parameters of Table 1.



Room temperature reflectivity of GaSe with $E_{\perp c}$. The crosses are the experimental points, and the curve is the reflectivity calculated with the dispersion parameters of Table 1.

Leung et al, J. Phys. Chem. Solids 27 849 (1966)

Figure 22 Room temperature reflectivity of GaSe for $E_{||c}$ & $E_{\perp c}$

5.3 Band Gap:

(Guriunova 1955) gives a gap of 1.95 eV.

(Nizametdinova 1967) finds $E_g = 2.0$ eV.

(Minder 1976) quotes (Bube 1960) at 300 K, reporting a gap of 2.03 eV.

(Ismailov 1963) gives the forbidden band width at room temperature as 1.97 eV. The temperature coefficient is -8×10^{-4} eV/deg.

From reflection spectra (Nizametdinova 1967) finds $E_o = 2.0$ eV.

(Tatsuyama 1971) gives a bandgap of 2.138 ± 0.005 eV at 15°K.

(Abdullayeva 1977) describes how the gap is increased by alloying with S.

(Gauthier 1984) gives the pressure dependence of various gaps.

(Cingolani 1988) gives for the direct gap 2.13 eV at 10K occurring at the G point; for the indirect gap 2.105 eV due to the conduction band minimum at the M point.

5.4 Index of Refraction:

Index of refraction measurements on GaSe were first done by (Brebner 1965). See Figure 24. (Akhundov 1966) plotted results using unpolarized light. (Wasscher 1972) plots the various indices of refraction from 450-800 nm.

(Abdullaev 1972) gave the following Sellmeier equations:

$$n_o^2 = -0.05466/\lambda^4 + 0.48605/\lambda^2 + 7.8902 - 0.000824\lambda^2 - 0.00000273\lambda^4$$

$$n_e^2 = 6.0476 + 0.3423/(\lambda^2 - 0.16491) - 0.001042\lambda^2, \text{ where } \lambda \text{ is in } \mu\text{m}.$$

(Abdullaev 1975) gives improved values for n_o :

$$n_o(\lambda = 0.63\text{mm}) = 2.993 \pm 0.005$$

$n_o(\lambda = 1.15\text{mm}) = 2.899 \pm 0.005$ and Sellmeier equations

$$n_o^2 = -0.06/\lambda^4 + 0.526/\lambda^2 + 8.038 - 0.00082\lambda^2 - 2.7 \times 10^{-6}\lambda^4$$

$$n_e^2 = 6.06 + 0.5754/(\lambda^2 - 0.453) - 1.04 \times 10^{-3}\lambda^2 \text{ where}$$

λ is in microns. Several authors claim that the first set gave better fit to their data than the revised set, see e.g., (Bianchi 1978). (McMath 1976) gives the real parts of the ordinary and extraordinary for GaSe between 400 and 1000 nm. He also gives values for Sellmeier equation fits to the data. There was some follow up work in (McMath 1977). (Le Toullec 1977) gives the ordinary and extraordinary refractive indices for ϵ -GaSe between 774 nm and 1.033 μm . (Piccioli 1977) covers the refractive index between 450 nm and 330 μm at 300°K. (Lisitsa 1978) shows experimental plots of n_o and n_e from 750 to 500 nm at 300, 77 and 20.4 K.

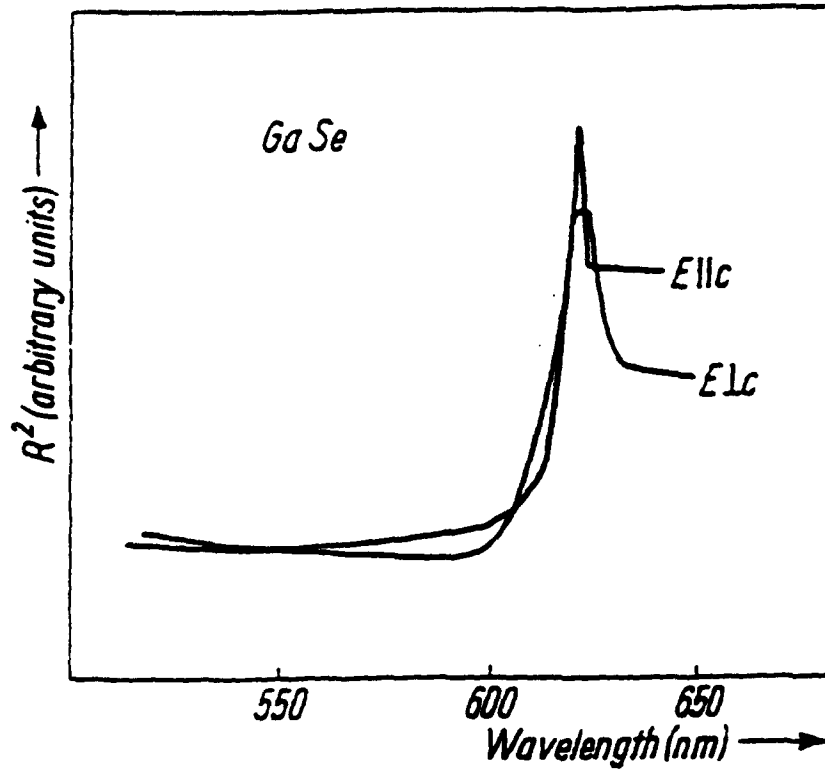
(Abdullaev 1989) still gives his revised Sellmeier equations to be the following:

$$n_o^2 = -0.06/\lambda^4 + 0.526/\lambda^2 + 8.038 - 0.00082\lambda^2 - 0.0000027\lambda^4$$

$$n_e^2 = 6.06 + 0.5754/(\lambda^2 - 0.0453) - 0.00104\lambda^2 \text{ where } \lambda \text{ is in } \mu\text{m}.$$

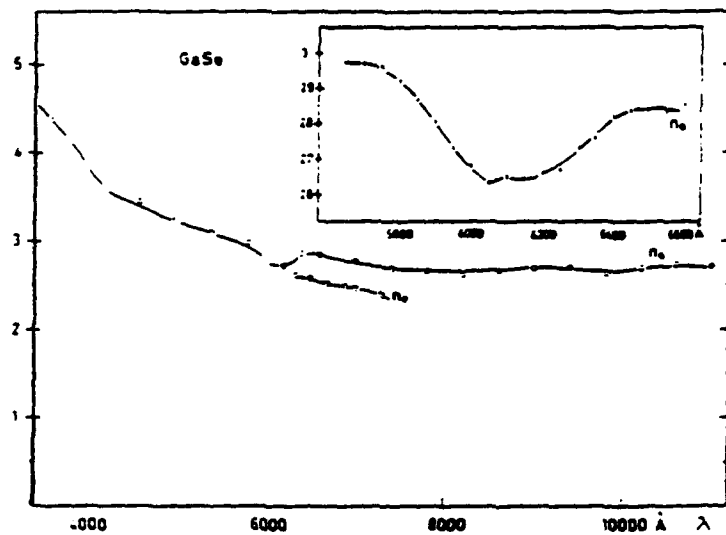
(Adachi 1992) plots indices of refraction from 0.1-5 eV on ϵ -GaSe obtained from analyzing spectroscopic ellipsometry data.

(Barnes 1979) measured the temperature variation of the difference between the two indices of refraction at room temperature using a 10.6 μm CO₂ laser. For GaSe $(\partial n_2/\partial T - \partial n_1/\partial T) = 150 \times 10^{-6}/^\circ\text{K}$.



Nizametdinova, *Physica Status Solidi* 19 K111 (1967)

Figure 23 Reflection spectrum of GaSe single crystal



Variation de n_0 et n_e en fonction de la longueur d'onde dans le GaSe. L'influence de la ligne excitonique est visible à 6100 Å dans la courbe de détail.

Brebner & Deverin, *Helvetica Physica Acta* 38 650 (1965)

Figure 24 GaSe n_0 and n_e versus wavelength

(Vodopyanov 1993) gives $n_o(\lambda=3\mu\text{m}) = 2.85$, $n_e = 2.46$. He also uses Abdullaev's first Sellmeier equations.

5.5 Laser Damage:

(Abdullaev 1975) found for CO₂ 100 ns pulses a damage threshold of 30 MW/cm².

(Nikogosyan 1977) quotes (Abdullaev 1975, 1976) as follows: Surface damage threshold:

λ μm	τ_p nsec	I W/cm ²
0.694	25	2×10^7
1.06	10	3.5×10^7

(Sreckovic 1985) did work with a Nd:YAG laser. In the Q-switched mode with 17 ns pulses, no damage was observed with fluences of 1.72×10^5 J/m². For 100 μsec CW, the mode polarized normally at 300 mJ produced bigger craters than the free generation mode at 370 mJ. (Sreckovic 1989) continued the work showing pictures of various types of craters.

(Abdullaev 1989) found for CO₂ wavelengths there was no difference in threshold for a maximum power density of $I_{\omega} = 25$ MW/cm² with a pulse repetition frequency of 2 or 20 Hz. The peak breakdown intensity in MW/cm² for a 0.0024 cm² area was 33; for a 0.0059 cm² area, 28.

(Soileau 1990) used a CO₂ laser of SHG crystals [for type 1 (ooe) the phase matching angle is 14.5°]. For 150 ns pulses, the damage threshold was about 10 J/cm² with conversion efficiency $E(2)/E(1) = 0.33\%$. The maximum fluence reached with 100 ps pulses was about 2 J/cm² and showed no damage. Conversion efficiency was 3%.

(Vodopyanov 1991,1993) reports laser damage thresholds for $\lambda = 3 \mu\text{m}$, 100 ps pulses. Volume damage was observable. The damage threshold was 30 GW/cm² (energy fluence, 3 J/cm²).

5.6 Luminescence:

In GaSe, most luminescence effects occur in the 580-620 nm region. Around 60 papers have been published. They are :
 (Abdullaev 1971,1973,1982), (Agekyan 1976, 1978), (Akhundov 1965,1966,1970), (Anno 1979), (Bagaev 1979), (Bagirov 1975), (Balitskii 19882), (Baltramiejunas 1977), (Belen'kii 1975, 1976), (Bobrysheva 1990), (Brebner 1966), (Capozzi 1981,1983,1991,1993), (Catalano 1975,1977), (Chung 1988), (Cingolani 1973, 1987), (Coletti 1991), (Dobynde 1988), (Gnatenko 1987,1988), (Gross 1961), (Guseinov 1980), (Karaman 1970, 1972), (Kawarada 1974), (Kuroda 1975,1976), (Lee 1986), (Lu 1988), (Matsumura 1977), (Meneses 1976), (Mercier 1973,1976), (Minami 1990, 1992), (Mozol' 1985, 1988, 1989,1990), (Romeo 1971), (Sasaki 1975), (Sasaki 1973), (Schmid 1974), (Schwabe 1978), (Shaklee 1973), (Shigetomi 1991, 1993), (Springford 1963), (Staehli 1985), (Tagiev 1984), (Tatsuyama 1977), (Taylor 1987), (Ugumori 1972, 1976, 1977), (Voitchovsky 1972, 1973, 1974), (Yao 1983), and (Yu 1990).

5.7 Excitons:

Exciton effects occur near the absorption edge of GaSe. Since this region is in the 580-630 nm range, it is out of the infrared range. About 100 papers have been published on excitons in GaSe and are listed as follows: (Abdullaev 1973,1977), (Abdullaeva 1975), (Akhundov 1970), (Alekperov 1990), (Alekperov 1990), (Anno 1979), (Antoci 1973), (Aoyagi 1966), (Balitskii 1982), (Balzarotti 1971, 1972), (Belen'kii 1975, 1976, 1977), (Bernier 1987), (Besson 1977), (Bianchi 1973, 1975), (Bosacchi 1976), (Brebner 1967), (Brodin 1966,1986), (Capozzi 1981,1983,1985,1991,1993), (Catalano 1975, 1976), (Cavenett 1979), (Dawson 1979), (Dneprovskii 1986, 1988), (Dzhafarova 1991), (Forney 1977), (Gavaleshko 1974), (Gerlach 1975), (Gnatenko 1983, 1987, 1990), (Grant 1972), (Grandolfo 1971), (Gross 1961), (Halpern 1966), (Hasegawa 1965), (Hirlimann 1989, 1990), (Hvam 1989), (Kamimura 1969), (Karamen 1970, 1972), (Kovalyuk 1992), (Kuroda 1976), (Kyazym-zade 1992), (Leite 1972), (LeToullec 1980), (Lisitsa 1978), (Lukanyuk 1989), (Mercier 1975, 1976), (Minami 1990, 1992), (Mooser 1973), (Morigaki 1978), (Nikitine 1963), (Nakao 1968,1969), (Panfilov 1975), (Pavesi 1987, 1988, 1989), (Piccioli 1989), (Razbirin 1978), (Salaev 1972,1981), (Sasaki 1981), (Schwabe 1978), (Serizawa 1980), (Sobolev 1982, 1990), (Sokolov 1972, 1974), (Solomonov 1980, 1985), (Staehtli 1980), (Subashiev 1970, 1971), (Subbotin 1972), (Taylor 1987), (Thanh 1978), (Ugumori 1976, 1977), (Vandyshev 1989), (Voitchovsky 1974), and (Zhang 1988).

5.8 Electro-Optic Coefficient:

(Sokolov 1972) measured the linear electro-optic coefficient at room temperature in the photon energy range 1.25-1.96 eV (990-632 nm). See Figure 25. At $l = 0.63 \mu\text{m}$, the value of $|2n_o^3r_{22}| = 44 \times 10^{-10} \text{ cm/V}$.

5.9 Nonlinear Properties:

The use of GaSe as a nonlinear optical material was first suggested in the paper by (Abdullaev 1972). They present plots of the phase synchronism angles versus pump wavelength for second harmonic conversion. See Figure 26. Various wavelength versus angle plots of parametric radiation are given. See Figure 27. For the crystal symmetry, they obtain:

$$d_{\text{eff}} = -d_{22}\cos\Theta\sin3\Phi \quad (e = o + o)$$

$$d_{\text{eff}} = -d_{22}\cos^2\Theta\sin3\Phi \quad (e = e + o)$$

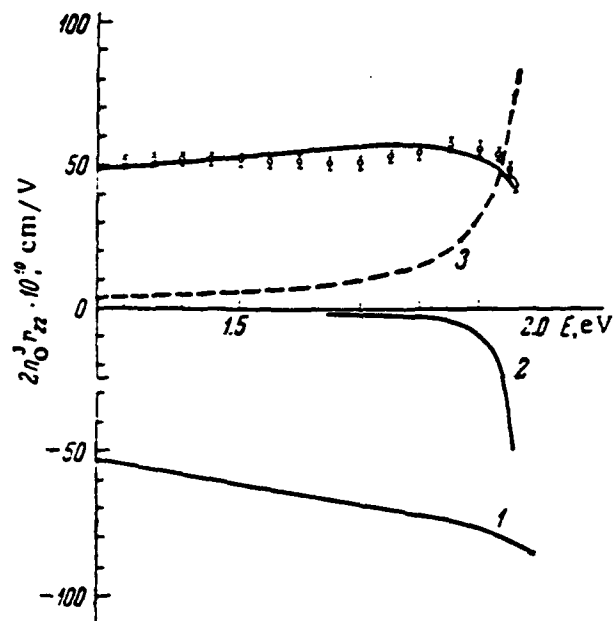
where Θ is the angle between the wave vector k of the pump radiation and the optic axis of the crystal (z). Φ is the angle between the crystal XZ plane and the kZ plane. Using $e = o + o$ with CO_2 , CO and $\text{CaF}_2:\text{Dy}^{2+}$ lasers, they obtained

$$\Theta(\lambda=2.36\mu\text{m}) = 18^\circ 40' \pm 10'$$

$$\Theta(\lambda=5.3\mu\text{m}) = 10^\circ 10' \pm 20'$$

$$\Theta(\lambda=10.6\mu\text{m}) = 12^\circ 40' \pm 20'$$

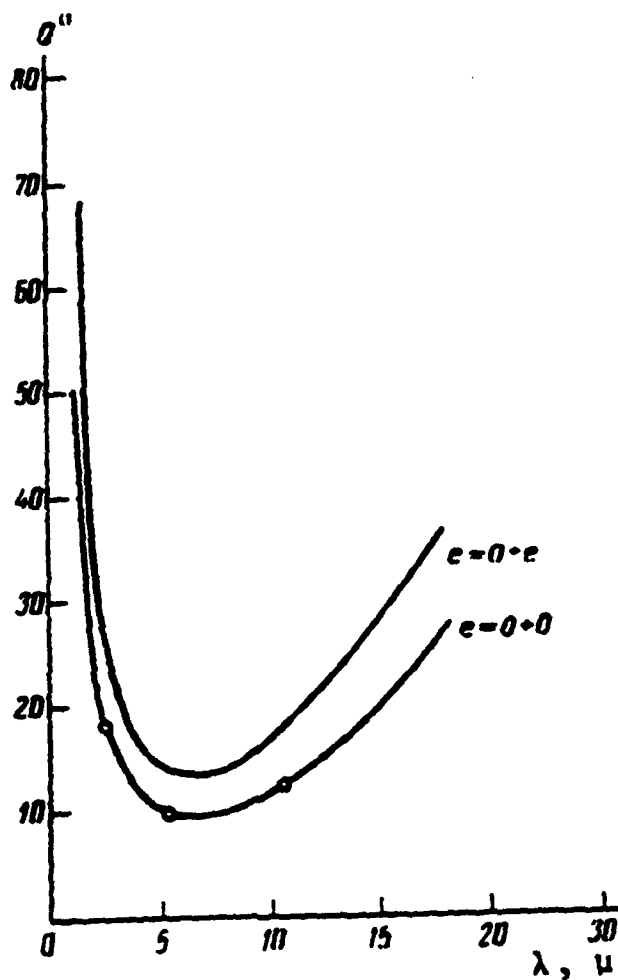
Also for SHG of $10.6\mu\text{m}$, they measured $d_{22}(\text{GaSe})/d_{31}(\text{CdSe}) = 3 \pm 0.6$, taking $d_{31}(\text{CdSe}) = 0.68 \times 10^{-7} \text{ cgs esu}$, yields $d_{22}(\text{GaSe}) = 2.0 \times 10^{-7} \pm 0.4 \text{ cgs esu}$.



Dependence of $|2n_0^3 r_{22}|$ on the photon energy. The continuous line represents the theoretical dependence plotted for the values of A, B, and D given in text. The dependences of the components of $|2n_0^3 r_{22}|$ on the photon energy are represented by the numbered curves: 1) electron contribution; 2) exciton contribution; 3) exciton-electron contribution.

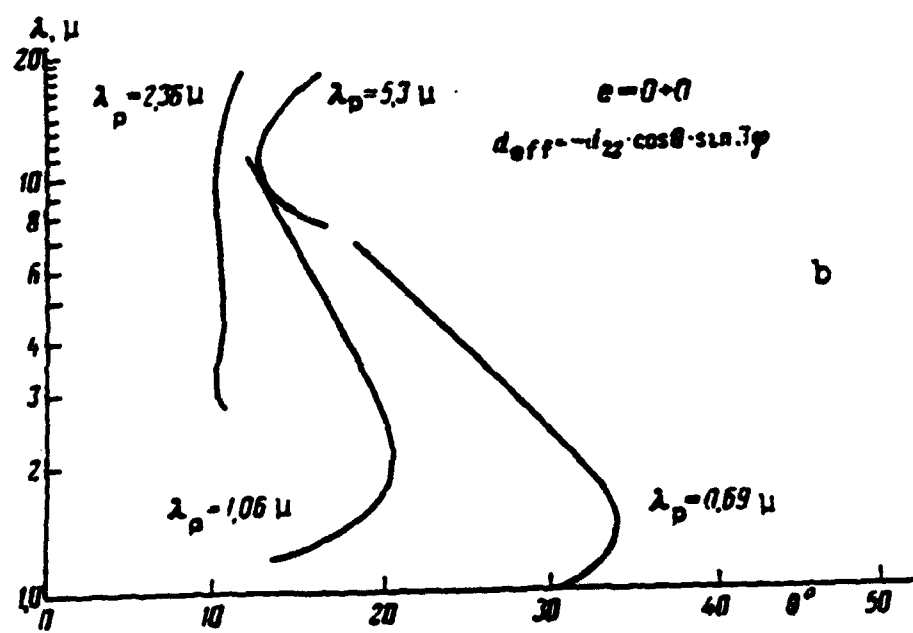
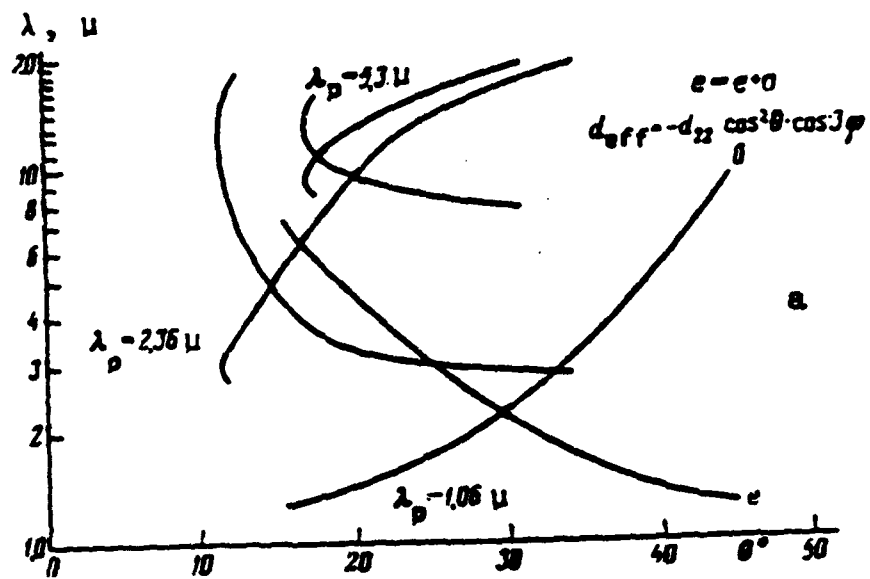
Sokolov & Subashiev, Sov. Phys.- Solid State 14 178 (1972)

Figure 25 GaSe electro-optic coefficient versus photon energy



Abdullaev et al, Sov. Phys.- JETP Letters 16 90 (1972)

Figure 26 Dependence of the GaSe phase synchronism angle for the second harmonic on the pump wavelength.



Abdullaev et al. Sov. Phys. - JETP Letters 16 90 (1972)

Figure 27 Wavelength versus angle curves of parametric radiation for different pump wavelengths on GaSe.

(Akhundov 1973) made measurements at several laser wavelengths using $d_{36}(\text{KDP})=1$ as their reference. They state that for GaSe, $-d_{22} = d_{21} = 0.5 d_{16}$. @ $\lambda=0.69\mu\text{m}$, $d_{16}(\text{GaSe})= 2160$ and $d_{14}(\text{GaAs})=570$. The absolute value $d_{36}(\text{KDP}) = 6 \times 10^{-9}\text{cgs esu}$. @ $\lambda=1.06\mu\text{m}$, $d_{16}(\text{GaSe}) = 1360$ and $d_{14}(\text{GaAs})= 330$ in KDP units. @ $\lambda=10.6\mu\text{m}$, $d_{16}(\text{GaSe}) = 272$ and $d_{14}(\text{GaAs}) = 210$ in KDP units.

(Kupecek 1974) used GaSe for sum and difference frequency conversion of CO and CO₂. They obtained $d_{22}(\text{GaSe})/d_{22}(\text{proustite}) = 4.9 \pm 0.7$ which yields $d_{22}(\text{GaSe}) = 180 \times 10^{-9}$ esu when taking $d_{22}(\text{proustite}) = 37 \times 10^{-9}$ esu and $d_{31}(\text{CdSe}) = 53 \times 10^{-9}$ esu. Also, they summed YAG and CO₂.

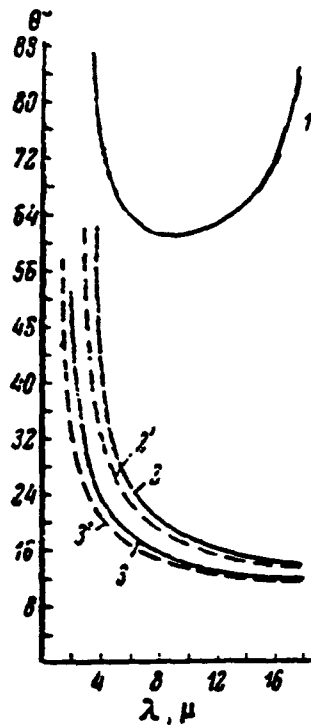
(Beregulin 1974) show phasematching angle versus infrared wavelength plots for IR pumped by Nd:YAG (1.06 μm) or ruby (0.6943 μm). Figure 28. Next they treat the conversion of CO₂ laser radiation ($\lambda_1 = 10.6 \mu\text{m}$) using Nd:YAG ($\lambda_2 = 1.06 \mu\text{m}$) and obtain:

Type of interaction	θ in degrees	$d_{\text{eff}} \times 10^{14} n_1 n_2 n_3$ cgs
$o + o = e$	12.95	0.17
$e + o = e$	13.63	0.16
$o + e = e$	61.36	0.011

(Abdullaev 1975) performed a number of experiments where Nd:YAG laser light was mixed with CO or with CO₂ for down conversion. (Beregulin 1975) mixed $\lambda_1 = 10.6\mu\text{m}$ and $\lambda_2 = 1.15 \mu\text{m}$ for various thicknesses and orientations of GaSe. Comparison of the theoretical and experimental values is given in Table 4. Therein, the quantum efficiency $\eta = P_3\omega_1/P_1\omega_3$ where P_i is the radiation power and ω_i its frequency. η_m is the maximum value of the quantum efficiency which is a function of the pump power density, thickness of nonlinear crystal L , and d_{jk} . θ is the angle between the optic axis and the direction of propagation of the wave. ϕ is the angle between the (0110) crystallographic plane and the principal plane of the crystal.

Table 4 Comparison of theory and experiment

Sample No.	L, cm	$\eta^{\text{ex}} \cdot 10^4, \text{W}^{-1} \cdot \text{cm}^{-2}$	$\eta^{\text{th}} \cdot 10^4, \text{W}^{-1} \cdot \text{cm}^{-2}$	$\theta_0^{\text{ex}}, \text{deg}$	$\theta_0^{\text{th}}, \text{deg}$	$\Delta\theta_{\text{th}}, \text{deg}$	$\Delta\theta_{\text{ex}}, \text{deg}$	$\phi_0^{\text{ex}}, \text{deg}$	$\phi_0^{\text{th}}, \text{deg}$
$o + o = e$									
1	0.025	1.5	6.4	12.6	12.6	0.49	0.57	31 ± 5	30
2	0.1	1.1	6.4	13.0	12.6	0.14	0.14	30 ± 5	30
3	0.7	2.0	3.0	12.8	12.6	0.10	0.02	33 ± 5	30
$e + o = e$									
1	0.025	1.6	6.2	13.9	13.3	0.57	0.63	60 ± 5	60
2	0.1	1.6	6.2	13.7	13.3	0.16	0.16	62 ± 5	60
3	0.7	1.4	2.9	13.6	13.3	0.10	0.02	59 ± 5	60



Dependence of the phase-matching angle θ on the infrared wavelength λ_1 in the case of pumping with λ_2 and different types of interactions: 1) $o + e = e$; 2, 3) $e + o = e$; 2', 3') $o + o = e$; λ_2 (μ): 1, 3, 3') 1.06; 2, 2') 0.6943.

Beregulin et al, Sov. Phys.- Semiconductors 8 122 (1974)

Figure 28 Dependence of the phase matching angle in GaSe upon various interacting infrared wavelengths

By taking the difference frequency of a ruby and tunable dye laser, (Abdullaev 1976) was able to generate 10-17 μm outputs.

(Bianchi 1978) down converted an OPO output pumped by a Nd:YAG to the 5-11 μm range, Figure 29. (Bianchi 1979) extended the work to cover the range of 4-18 μm .

(Oudar 1979) mixed the output of a Nd:YAG laser and an infrared dye laser it was pumping to cover a tuning range of 9-19 μm . They show curves of phase matching angle versus wavelength for Type I and Type II configurations. (Kupecek 1979) continued these downconversion experiments using both Type 1 & 2 phasematching of GaSe in a difference frequency process yielding outputs from 9-19 μm .

(Abdullaev 1989) gives $d_{22} = 1.9 \pm 0.4 \times 10^{-7} \text{ cm/dyn}^{1/2}$. A better agreement between theory and experiment were obtained taking $d_{22} = 1.5 \times 10^{-7}$. They observed SHG for 9.3, 9.6, 10.3, and 10.6 μm .

(Vodopyanov 1991) had a system where they used an Er^{3+} :YAG laser at $\lambda = 2.94 \mu\text{m}$ to pump either a GaSe or a ZnGeP_2 crystal. The output from the ZnGeP_2 covered the region from 3.5 - 9.3 μm and the GaSe from 4 - 18 μm . Angular tuning curves are shown in Figure 30.

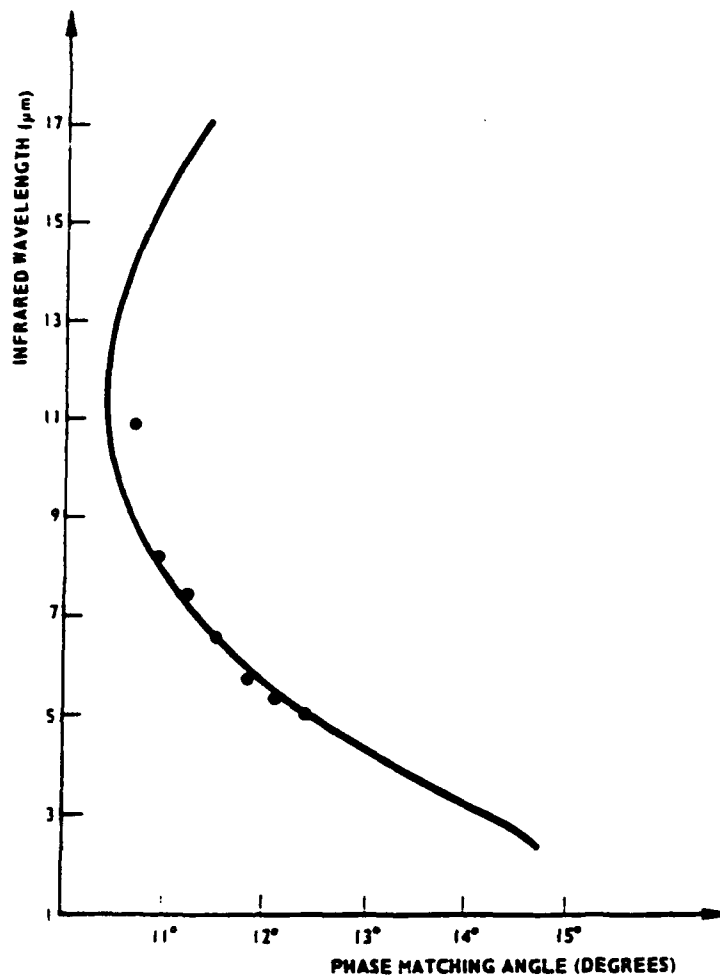
(Seilmeier 1991) reported generating picosecond light pulses from 4-18 μm using GaSe. The pulses were used to study $\text{GaAs}/\text{Al}_x\text{Ga}_{1-x}\text{As}$ multiple quantum structures by an infrared bleaching technique.

From 23 September- 3 October 1992, I visited several Institutes of the Russian Academy of Sciences. One of these was the Institute of Atmospheric Optics near Tomsk, Siberia. While in Tomsk I had extensive talks with Dr. Yuri Andreev, one of the world's experts on nonlinear optics in the mid-infrared. He once headed a section of IAO but was then teaching in the Tomsk Medical Institute and affiliated with two companies, Vostok (East) and Amethyst. The following is taken from my trip report. "Next Andreev talked about GaSe. The biggest problem with the material is that it is soft. How to hold the material without deforming it remains to be solved. At 2 mm the absorption coefficient is 0.01 cm^{-1} . He has used a Nd pumped F_2 laser to generate difference frequencies up to 6-13 mm. Claims the crystal is not good for low power lasers. It is better for mid- to high-power lasers. Use a large aperture. With the large birefringence, it is easy to phase match. It can be pumped with 1.06 mm. The big question is damage. Kulevskii finds internal damage; Andreev finds surface damage. He also briefly mentioned that he could supply laser crystals, a $10 \times 6 \times 100 \text{ mm}$ Er:YSGG (2.94 mm) crystal for about \$1000."

(Vodopyanov 1993) working at $\lambda = 3 \mu\text{m}$ reports $d_{\text{eff}} = 54.4 \times 10^{-12} \text{ m/V}$. The corresponding figure of merit $d^2/n^3 = 127.8 \times 10^{-24} \text{ m}^2/\text{V}^2$. The optical parametric generator (OPG) threshold intensity, $I_{\text{thr}} = 6 \text{ GW/cm}^2$. Tuning range achieved with a $\lambda = 2.79 \mu\text{m}$ pump was 3.5 -18 μm .

(Laenen 1993) produced a 2.2 ps pulse at 7.2 μm using difference frequencies from a Nd:glass laser.

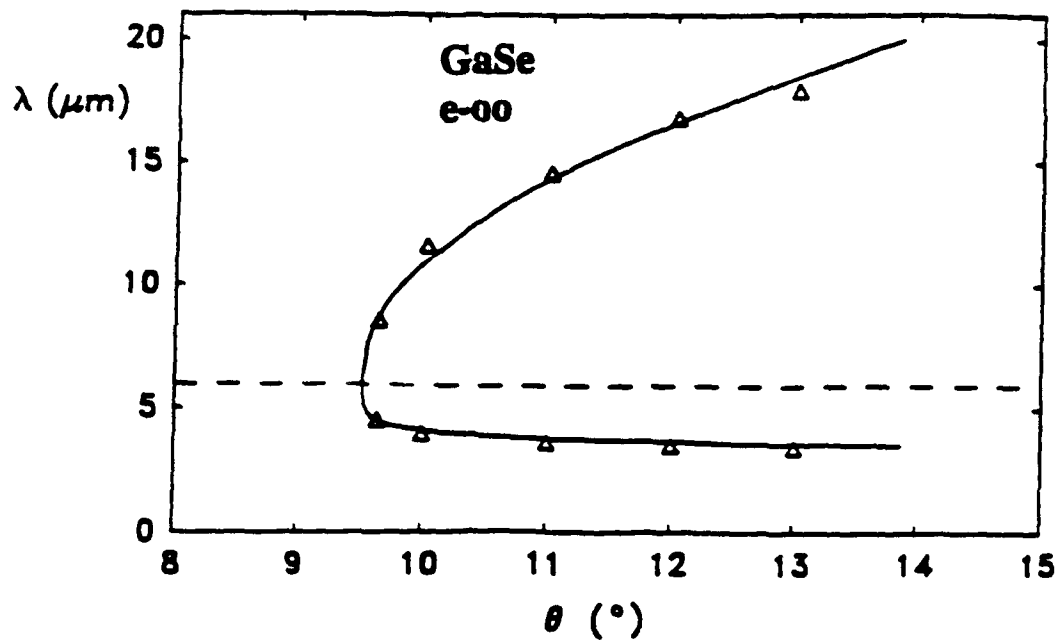
Another nonlinear effect, optical bistability, is treated in a paper by (Stadnik 1988).



Angular tuning curve for GaSe down-conversion. The continuous curve is calculated from the Sellmeier equations of ref. [4].

Bianchi et al, Optics Communications 25 256 (1978)

Figure 29 Angular tuning curve for GaSe down-conversion



Angular-tuning curves for a pump with $\lambda = 2.94 \mu\text{m}$.
GaSe (type I); solid curve, calculated from data in Ref. 2.

Vodopyanov et al, Optics Communications **83** 322 (1991)
Vodopyanov, J. Opt. Soc. Am. B **10** 1723 (1993)

Figure 30 Angular tuning curves for GaSe

5.10 Multiphoton Excitation:

Most of the work in this category concerns two-photon excitation. The majority of these effects occur around 590-600 nm. Papers concerning two-photon effects are: (Abdullaev 1971), (Adduci 1977), (Akhundov 1972), (Baltramiejunas 1991), (Catalano 1977), (Kawarada 1974), and (LeToullec 1981). Papers concerned with higher multiphoton effects, mostly four-photon, are: (Catalano 1977), (Minami 1990), and (Petnikova 1988,1989).

6.0 CONCLUSIONS

GaSe is a leading candidate for nonlinear optical conversion devices in the mid- to far-infrared. This report summarizes the properties of the material and contains a bibliography which tries to list all the known papers on GaSe.

A capsule summary of properties of GaSe for nonlinear optical applications in the 10-18 μm wavelength range is as follows:

Good points:

- Broad transparency range - 0.65-18 μm
- Low absorption - less than 1 cm^{-1}
- Large nonlinearity- among top 5 in far infrared
- Large birefringence- easy to phase match
large acceptance angle
- Optically useful (001) faces from careful cleaving
- Large thermal conductivity \perp optic axis
- Moderate laser damage but still better than most other far-ir materials

Weak points:

- Soft material - may sag with high average power useage
- Cannot polish nor cut for phase match angle
- Moderate melting temperature $\sim 950^{\circ}\text{C}$
- May have walk-off problems
- Moderate nonlinear threshold

APPENDIX

GaSe BIBLIOGRAPHY

The following bibliography contains 605 references and represents its status as of 31 January 1994. For Russian references, the translated journal reference is given followed by the original Russian reference.

Abasova, A. Z., F. A. Zaitov, A. V. Lyubchenko and S. Sultanmuradov. (1989). "Recombination processes in irradiated photosensitive structures made of gallium selenide." *Sov. Phys. Semicond.* **23** 93-95 Russian ref.: *Fiz. Tekh. Poluprovodn.* **23** 152-155 (January 1989).

Abdullaev, G. B., M. R. Akhundov and G. A. Akhundov. (1966). "Rectifying and Photoconductive Properties of p-GaSe single crystals." *Physica Status Solidi.* **16** 209-214

Abdullaev, G. B., E. S. Guseinova and B. G. Tagiev. (1966). "Electrical conductivity of p-GaSe single crystals in strong electric fields." *Physica Status Solidi.* **16** 205-208

Abdullaev, G. B., M. K. Alieva, G. D. Guseinov, B. G. Tagiev, E. S. Guseinova and A. Z. Mamedova. "Transport phenomena in the layer semiconductors of A^{III}B^{VI} types" 1237-1241. **IX International Conference on the Physics of Semiconductors.** Moscow, 23-29 July 1968. Academy of Sciences of the USSR. Publishing House "Nauk", Leningrad Branch. (1968). **Proceedings, Vol. 2.**

Abdullaev, G. B., M. K. Alieva, G. L. Belenkii and A. Z. Mamedova. (1970). "On sensitizing recombination centres in GaSe single crystals." *Physica Status Solidi.* **37** 571-576

Abdullaev, G. B., M. K. Alieva, M. B.R, S. M. Ryvkin, V. M. Salmanov and I. D. Yaroshetskii. (1971). "Photoconductivity and luminescence of gallium selenide under two-photon excitation conditions." *Soviet Physics-Semiconductors.* **4** 1187-8 Russian ref.: *Fizika i Tekhnika Poluprovodnikov* **4** 1393-5 (July 1970).

Abdullaev, G. B., M. K. Alieva, B. R. Mirzoev, S. M. Ryvkin, V. M. Salmanov and I. D. Yaroshetskii. (1971). "Laser emission by GaSe under two-photon optical excitation conditions." *Soviet Physics- Semiconductors.* **4** 1189-1190 Russian ref.: *Fizika i Tekhnika Poluprovodnikov* **4** 1395-1397 (July 1970).

Abdullaev, G. B., L. A. Kulevskii, A. M. Prokhorov, A. D. Savel'ev, E. Y. Salaev and V. V. Smirnov. (1972). "GaSe, A new effective material for nonlinear optics." *Sov.Phys.-JETP Lett.* **16** 90-92 Russian ref.: *ZhETF Pis'ma v Redaktsiyn* **16** 130-133 (August 1972).

Abdullaev, G. B., A. M.Kh, D. N. Goryachev, F. N. Kaziev, L. G. Paritskii and S. M. Ryvkin. (1972). "Formation of photographic images on thin films of gallium and indium selenides." Soviet Physics- Semiconductors. 6 1024-5 Russian ref.: Fizika i Tekhnika Poluprovodnikov 6 1166-1168 (June 1972).

Abdullaev, S. G., G. L. Belen'kii, V. K. Khalilov and E. Y. Salaev. (1973). "Fine structure of the luminescence line associated with the ground state $n = 0$ of excitons in GaSe." Sov. Phys. Semiconductors. 7 559-560 Russian ref.: Fiz. Tekh. Poluprov. 7 818-820(April 1973).

Abdullaev, G. B., K. R. Allakhverdiev, L. A. Kulevskii, A. M. Prokorov, E. Y. Salaev, A. D. Savel'ev and V. V. Smirnov. (1975). "Parametric conversion of infrared radiation in a GaSe crystal." Sov. J. Quantum Electron. 5 665-668 Russian ref.: Kvant. Elektron. 2 1228-1233 (June 1975).

Abdullaev, G. B., L. A. Kulevskii, P. V. Nikles, A. M. Prokhorov, A. D. Savel'ev, E. Y. Salaev and V. V. Smirnov. (1976). "Difference frequency generation in a GaSe crystal with continuous tuning in the 560-1050 $1/\text{cm}$ range." Sov.J.Quant.Electron. 6 88-90 Soviet Journal of Quantum Electronics.

Abdullaev, G. B., G. L. Belenkii, E. Y. Salaev and R. A. Suleimanov. (1977). "Interlayer interaction and exciton spectrum of GaSe at low temperatures." Il Nuovo Cimento. 38B 469-477

Abdullaev, G. B., A. Z. Abasova, F. A. Zaitov, L. S. Lepnev, V. I. Stafeev and V. N. Chkunina. (1982). "Influence of gamma and neutron irradiation on the photoluminescence spectra of p-type GaSe single crystals." Sov. Phys. Semiconductors. 16 729 Russian ref.: Fiz. Tekh. Poluprovodn. 16 1136-1137 (June 1982).

Abdullaev, G. B., K. R. Allakhverdiev, M. E. Karasev, V. I. Konov, L. A. Kulevskii, N. B. Mustafaev, P. P. Pashinin, A. M. Prokhorov, Y. M. Starodumov and N. I. Chapliev. (1989). "Efficient generation of the second harmonic of CO₂ laser radiation in a GaSe crystal." Sov.J.Quantum Electron. 19 494-498 Russian ref.: Kvantovaya Elektron. 16 757-763 (April 1989).

Abdullaev, G. B., I. O. Godzhaev, N. B. Kakhramanov and R. A. Suleimanov. (1992). "Stimulated emission from indium selenide and gallium selenide

layer semiconductors." Sov. Phys.- Solid State. **34** 39-42 Russian ref.: Fiz. Tverd. Tela **34** 75-82 (January 1992).

Abdullaeva, S. G., V. A. Gadzhiev and T. G. Kerimova. (1974). "Effect of electric fields on the absorption edge in $\text{GaSe}_x\text{S}_{1-x}$." Physica Status Solidi. **b 66** K119-K123

Abdullaeva, S. G., G. L. Belen'kii, R. K. Nani, E. Y. Salaev and R. A. Suleimanov. (1975). "Excitons in $\text{GaSe}_{1-x}\text{S}_x$ solid solutions." Sov.Phys.-Semiconductors. **9** 108-9 Russian ref.: Fiz. Tekh. Poluprovodn **9** 161-2 (January 1975).

Abdullayeva, S. G., V. A. Gadjiyev, T. G. Kerimova and E. Y. Salayev. (1977). "Electroabsorption in laminated $\text{GaSe}_x\text{S}_{1-x}$ semiconductors in the fundamental-absorption edge region." Il Nuovo Cimento. **38B** 459-468

Abe, H., K. Ueno, K. Saiki and A. Koma. (1993). "Heteroepitaxial growth of layered GaSe films on GaAs(001) surfaces." Japanese J. Appl. Phys. Lett. **32** L 1444-L 1447

Abutalybov, G. I. and M. L. Belle. (1974). "Optical properties of layered GaSe and GaTe crystals in the interior of the fundamental absorption band." Sov. Phys. Semiconductors. **8** 234-236 Russian ref.: Fiz. Tekh. Poluprovodn. **8** 368-372 (February 1974).

Adachi, S. and Y. Shindo. (1992). "Optical constants of ϵ -GaSe." J.Appl.Phys. **71** 428-431

Adduci, F., I. M. Catalano, A. Cingolani and A. Minafra. (1977). "Direct and indirect two-photon processes in layered semiconductors." Phys. Rev. B. **15** 926-931

Agekyan, V. T., Y. F. Solomonov, Y. A. Stepanov and V. K. Subashiev. (1976). "Discrete luminescence in the region of a high-energy resonance in the absorption spectrum of GaSe." Sov. Phys. Semiconductors. **10** 1058-1059 Russian ref.: Fiz. Tekh. Poluprovodn. **10** 1776-1778 (September 1976).

Agekyan, V. T., Y. F. Solomonov, Y. A. Stepanov and V. K. Subashiev. (1976). "Luminescence spectrum of gallium selenide under strong optical

excitation conditions." Sov. Phys. Semiconductors. **10** 420-422 Russian ref.: Fiz. Tekh. Poluprovodn. **10** 707-711 (April 1976).

Agekyan, V. T. (1978). "Origin of the photoluminescence of "pure" gallium selenide subjected to strong optical excitation." Sov. Phys. Semiconductors. **12** 596-597 Russian ref.: Fiz. Tekh. Poluprovodn. **12** 1003-1005 (May 1978).

Akhundov, G. A., G. B. Abdullayev, G. D. Guseinov, R. F. Mekhtiev and M. K. Aliyeva. "Preparation and investigation of A^{III}B^{VI} single crystals" 1277-1282. **Proceedings of the 7th International Conference on the PHYSICS OF SEMICONDUCTORS**. Paris, 1964. Academic Press, New York & London Dunod Editeur, Paris. (1964).

Akhundov, G. A., G. B. Abdullaev, G. D. Guseynov, R. F. Mekhtiyev, M. K. Aliyeva, Y. S. Guseynova and I. A. Gasanova. (1964). "Semiconductors A^{III}B^{VI}." Izvestiya Akademii Nauk Azerbaydzhanskoy SSR Seriya Fiziko-Tekhnicheskikh i Matematicheskikh Nauk. **3** 107-114

Akhundov, G. A. and I. G. Aksyanov. (1965). "The electroluminescence of single crystals of GaSe." Optics and Spectroscopy. **19** 172-173 Russian ref.: Opt. i Spektroskopiya **19** 302-303 (1965).

Akhundov, G. A. (1965). "Electroluminescence of single crystals of GaSe." Optics and Spectroscopy. **18** 420-421 Russian Ref.: Optika i Spektroskopiya **18** 743 (1965).

Akhundov, G. A., I. G. Aksyanov and A. G. Bagirov. (1966). "On the electroluminescence of GaSe single crystals." Optics and Spectroscopy. **21** 67-68 Russian ref.: Opt. i Spektroskopiya **21** 120-121 (1966).

Akhundov, G. A., N. A. Gasanova and M. A. Nizametdinova. (1966). "Optical absorption, reflection, and dispersion of GaS and GaSe layer crystals." Physica Status Solidi. **15** K109-K113

Akhundov, G. A. and T. G. Kerimova. (1967). "Infrared absorption of A^{III}B^{VI} monocrystals." Optics and Spectroscopy. **22** 355 Russian ref.: Optika i Spektroskopiya **22** 654-655 (1967).

Akhundov, G. A., T. G. Kerimova and N. A. Gasanova. (1969). "Interband transitions in layered $A^{III}B^{VI}$ semiconductors." Soviet Physics-Semiconductors. **3** 85-86 Russian ref.: Fizika i Tekhnika Poluprovodnikov **3** 111-113 (January 1969).

Akhundov, G. A. and A. G. Bagirov. (1970). "Exciton mechanism of a short-wavelength electroluminescence peak of gallium selenide." Soviet Physics- Semiconductors. **4** 805-6 Russian ref.: Fizika i Tekhnika Poluprovodnikov **4** 948-950 (November 1970).

Akhundov, G. A., A. A. Agaeva and V. M. Salmanov. (1972). "Mechanism of stimulated emission from GaSe crystals under two-photon excitation conditions." Soviet Physics- Semiconductors. **6** 349-350 Russian ref.: Fizika i Tekhnika Poluprovodnikov **6** 405-7 (February 1972).

Akhundov, G. A., A. A. Agaeva, V. M. Salmanov, Y. P. Sharonov and I. D. Yaroshetskii. (1973). "Second-harmonic generation in III-VI compounds." Sov. Phys. Semiconductors. **7** 826-827 Russian ref.: Fiz. Tekh. Poluprov. **7**(6) 1229-1231 (June 1973).

Akhundov, G. A., S. A. Musaev, A. E. Bakhyshev, N. M. Gasanly and L. G. Musaeva. (1975). "Anisotropy of the optical constants of GaS and GaSe near the absorption edge." Sov. Phys. Semiconductors. **9** 94-95 Russian ref.: Fiz. Tekh. Poluprovodn. **9** 142-145 (January 1975).

Akhundov, G. A., L. G. Musaeva and M. D. Khomutova. (1975). "Dependence of the refractive index of GaSe and GaS on the illumination intensity." Optics and Spectroscopy. **39** 395-6 Russian ref.: Opt. Spektrosk. **39** 700-702 (October 1975).

Akopyan, R. M., Y. N. Berozashvili, O. V. Gogolin, V. S. Imnaishvili and E. G. Tsitsishvili. (1991). "Optical anisotropy of GeSe and InSe layer crystals." Sov.Phys.-Solid State. **33** 993-995 Russian ref.:Fiz.Tverd. Tela **33** 1767-1771 (June 1991).

Al-Alamy, F. A. S. and A. A. Balchin. (1977). "Applications of the temperature oscillation method to the growth of layer compounds by iodine vapor transport." J. Crystal Growth. **39** 275-286

Al-Alamy, F. A. S., A. A. Balchin and M. White. (1977). "The expansivities and the thermal degradation of some layer compounds." *Journal of Materials Science*. **12** 2037-2042

Aldzhanov, M. A. (1989). "Low-temperature specific heat of GaS, GaSe, and GaTe." *Sov. J. Low Temp. Phys.* **15** 41-42 Russian ref.: *Fiz. Nizk. Temp.* **15** 74-76 (January 1989).

Alekperov, O. Z., M. O. Godzhaev, M. Z. Zarbaliev and R. A. Suleimanov. (1990). "Charge-transfer excitons in layer semiconductors." *Soviet Physics-Solid State*. **32** 1808-1809 Russian ref.: *Fiz. Tverd. Tela* **32** 3116-3119 (October 1990).

Alekperov, O. Z., M. O. Godjaev, M. Z. Zarbaliev and R. A. Suleimanov. (1991). "Interband photoconductivity in layer semiconductors GaSe, InSe and GaS." *Solid State Comm.* **77** 65-67

Aleksandrov, O. V., Y. I. Gorina, V. V. Zaitsev, G. A. Kalyuzhnaya and K. V. Kiselev. (1989). "Characteristics of photostimulated epitaxial growth of a layered GaSe compound." *Soviet Physics- Levedev Institute Reports*. **5** 5-8 Russian ref.: *Sbornik Kratkie Soobshcheniya po Fizike, An SSSR, Fizicheskii Institut im. P.N. Lebedeva, No.5, pp.6-7* (1989).

Alfano, R. "Ultrafast physics in semiconductor microstructures Annual Progress Report, 1 Dec. 1986-30 Nov. 1987" Feb. 1988. City College of the City University of New York, New York. (1988).

Aliev, N. G., I. G. Kerimov, M. M. Kurbanov and T. A. Mamedov. (1972). "Anisotropic linear expansion and the isothermal compressibility of a GaSe single crystal." *Soviet Physics- Solid State*. **14** 1304-5 Russian ref.: *Fizika Tverdogo Tela* **14** 1522-1524 (May, 1972).

Allakhverdiev, K. R., S. S. Babaev, E. Y. Salaev and M. M. Tagyev. (1979). "Angular behaviour of the polar optical phonons in $A^{III}B^{VI}$ layered semiconductors." *Physica Status Solidi*. **b 96** 177-182

Allakhverdiev, K. R., S. S. Babaev, L. K. Vodop'yanov, L. V. Golubev, R. K. Nani and M. M. Tagyev. (1980). "Raman spectra of $GaSe_{1-x}Te_x$ crystals." *Sov. Phys. Solid State*. **22** 126-7 Russian ref.: *Fiz. Tverd. Tela* **22** 218-220 (January 1980).

Allakhverdiev, K. R., E. Y. Salaev, M. M. Tagyev, S. S. Babaev and L. Genzel. (1986). "Davydov doublets in Raman spectra of ϵ -GaSe." *Solid State Comm.* **59** 133-136

Allakhverdiev, K., J. F. Ryan, N. Mustafaev, M. Tagiev and M. Tatham. (1990). "Picosecond spectroscopy of free excitations in gallium selenide crystals." *Sov.Phys.-Solid State.* **32** 1927-1929 Russian ref.: *Fiz. Tverd. Tela* **32** 3334-3337 (November 1990).

Allakhverdiev, K., D. Kamassel, H. Kurz, N. Mustafaev, M. Tagiev, E. Salaev and K. Siebert. (1990). "Quantum oscillations caused by laser pulses in layered ϵ -GaSe." *JETP Letters.* **51** 164-166 Russian ref.: *Pis'ma Zh. Eksp. Teor. Fiz.* **51(3)** 145-147 (10 February 1990).

Altshul, V. Y., V. K. Bashenov, D. I. Marvakov and A. G. Petukhov. (1980). "Lattice dynamics and elastic properties of GaSe." *Physica Status Solidi.* **b 98** 715-725

Andronov, Y. F. and Y. F. Solomonov. (1988). "Optical detection in GaSe." *Sov. J. Quantum Electronics.* **18** 505-507 Russian ref.: *Kvantovaya Elektron.* **15** 790-793 (April 1988).

Anis, M. K. "Conduction processes in gallium selenide single crystals" Ph.D. Thesis, Brighton Polytechnic, England. (1979).

Anis, M. K. (1981). "The growth of single crystals of GaSe." *J. Crystal Growth.* **55** 465-469

Anis, M. K. and F. M. Nazar. (1981). "Conductivity and Hall mobility in GaSe single crystals." *Int. J. Electronics.* **51** 211-214

Anis, M. K., M. Y. Zaheer and F. M. Nazar. (1981). "Photoconduction in GaSe thin films." *Int. J. Electronics.* **51** 87-90

Anis, M. K. and F. M. Nazar. (1983). "X-ray and electron diffraction analysis of GaSe crystals." *J. Materials Science Letters.* **2** 471-474

Anis, M. K. and A. R. Piercy. (1984). "Electrical conduction in p-GaSe." *J. Phys. D: Appl. Phys.* **17** 1229-1232

Anis, M. K. (1988). "Thermopower measurements in p-GaSe single crystals parallel and perpendicular to the c-axis." *Int. J. Electronics.* **65** 215-221

Anis, M. K. and R. A. Hashmi. (1992). "Frequency response in p-GaSe single crystals $\parallel c$ at different temperatures." *Physica Status Solidi.* **a 129** K23-K26

Anis, M. K., R. A. Hashmi, S. N. Yousuf and S. A. Ansari. (1992). "Dielectric spectroscopy of p-GaSe single crystals $\parallel c$ and $\perp c$." *Japanese J. Appl. Phys.* **31** 1825-1829

Anis, M. K., R. A. Hashmi, M. U. Shahrukh and M. Sahba. (1992). "Volume low frequency dispersion (LFD) in high resistivity ϵ -GaSe." *Physica.* **B 179** 278-284

Anno, H. and Y. Nishina. (1979). "Level-anticrossing effect on the magnetoluminescence of the triplet indirectly bound exciton in GaSe." *Solid State Comm.* **29** 439-442

Antoci, S. and L. Mihich. (1973). "Study of the exciton selection rules of layer-type semiconductor GaSe by thermorefectance." *Solid State Comm.* **12** 649-651

Antonangeli, F., M. L. Apicella, A. Balzarotti, L. Incoccia and M. Piacentini. (1981). "K and L X-ray thresholds in III-VI layer semiconductors." *Physica.* **105B** 25-29

Antonioli, G., D. Bianchi, V. Canevari, U. Emiliani and P. Podini. (1977). "Optical constants of GaSe at the fundamental absorption edge." *Phys. Status Solidi.* **b 81** 665-670

Antonioli, G., D. Bianchi, U. Emiliani, P. Podini and P. Franzosi. (1979). "Optical properties and electron-phonon interaction in GaSe." *Il Nuovo Cimento.* **54 B** 211-227

Aoyagi, K., A. Misu, G. Kuwabara, Y. Nishina, S. Kurita, T. Fukuroi, O. Akimoto, H. Hasegawa, M. Shinada and S. Sugano. "Magneto-optical studies of exciton effects in layer-type semiconductors" 174-179. *Proceedings of the International Conference on THE PHYSICS OF*

SEMICONDUCTORS. T. P. S. o. Japan. Kyoto, Japan 1966. Journal of the Physical Society of Japan. (1966). **21 Supplement.**

Arutyunyan, V. M., M. L. Dimaksyan, V. L. Elbakyan and G. E. Grigoryan. (1989). "X-ray sensitivity of gallium monoselenide." Sov. Phys.-Semiconductors. **23** 315-316 Russian ref.: Fiz. Tekh. Poluprovodn. **23** 505-507 (March 1989).

Augelli, V., C. Manfredotti, R. Murri, R. Piccolo and L. Vasanelli. (1977). "Anomalous impurity conductivity in n-GaSe and n-GaS." Il Nuovo Cimento. **38 B** 327-336

Augelli, V., C. Manfredotti, R. Murri and L. Vasanelli. (1978). "Hall-mobility anisotropy in GaSe." Phys. Rev. **B 17** 3221-3226

Augelli, V., A. M. Mancini, R. Murri, R. Piccolo, A. Rizzo and L. Vasanelli. (1979). "Influence of iodine doping on the electrical properties of GaSe." Materials Chemistry. **4** 429-436

Augelli, V., R. Piccolo, A. Rizzo and L. Vasanelli. (1981). "Study of the photomagnetolectric and photoconductivity effects with numerical methods, for any injection level, in gallium selenide." Physica. **105B** 54-58

Aulich, E., J. L. Brebner and E. Mooser. (1969). "Indirect energy gap in GaSe and GaS." Physica Status Solidi. **31** 129-131

Bagaev, V. S., G. L. Belen'kii, V. V. Zaitsev, E. Y. Salaev and V. B. Stopachinskii. (1979). "Hot luminescence in gallium selenide." Sov. Phys.-Solid State. **21** 1275-1278 Russian ref.: Fiz. Tverd. Tela **21** 2217-2222 (August 1979).

Bagirov, A. G. (1975). "Electroluminescence of GaSe single crystals at 300°K." Sov. Phys. Semiconductors. **9** 368-9 Russian ref.: Fiz. Tekh. Poluprovodn. **9** 559-561 (March 1975).

Bakiev, A. M., V. S. Dneprovskii, Z. D. Kovalyuk and V. A. Stadnik. (1983). "Optical bistability in GaSe." Sov. Phys. Doklady. **28** 579-580 Russian ref.: Dokl. Akad. Nauk. SSSR **271** 611-614 (July 1983).

Bakiev, A. M., G. S. Volkov, V. S. Dneprovskii and Z. D. Kovalyuk. (1985). "Oscillations in an uncooled bistable semiconductor device." *Sov. Phys. Tech. Phys.* **30** 672-3 Russian ref.: *Zh. Tekh. Fiz.* **55** 1177-1179 (June 1985).

Bakiev, A. A., A. L. Velikovich, G. P. Golubev and D. G. Luchinskii. (1987). "Four-level logic element on optical bistability in an uncooled thin-film semiconductor interferometer." *Sov. J. Quantum Electronics.* **17** 1182-1183 Russian ref.: *Kvantovaya Elektron.* **14** 1854-1856 (September 1987).

Balitskii, A. I., A. S. Krochuk, I. M. Stakhira and A. V. Franiv. (1982). "High-temperature structural phase transition in GaSe single crystal." *Sov. Phys. Solid State.* **24** 42-44 Russian ref.: *Fiz. Tverd. Tela* **24** 76-80 (January 1982).

Baltramiejunas, R., G. Guseinov, V. Narkevicius, V. Niunka, J. Vaitkus and J. Viscakas. (1974). "The temperature dependence of the edge emission of GaSe single crystals at high excitation levels." *Optics Comm.* **11** 274-276

Baltramiejunas, R., V. Narkevicius, E. Skaistys, J. Vaitkus and J. Viscakas. (1977). "Polarization of luminescence spectra and electron-hole plasma radiation in GaSe single crystals at high level of excitation." *Il Nuovo Cimento.* **38 B** 603-609

Baltramiejunas, R., V. Gavryushin and G. Raciukaitis. (1991). "Giant nonlinear losses in GaSe crystals under double two-photon resonant conditions. Valence band structure from induced free carrier absorption." *Solid State Comm.* **80** 303-306

Balzarotti, A., M. Piacentini, E. Burattini and P. Picozzi. (1971). "Electroreflectance and band structure of gallium selenide." *J. Phys. C: Solid State Phys.* **C 4** L273-L277

Balzarotti, A., M. Grandolfo, F. Somma and P. Vecchia. (1971). "Temperature-modulated reflectance of GaSe at the ground state exciton line." *Physica Status Solidi.* **b 44** 713-716

Balzarotti, A. and M. Piacentini. (1972). "Excitonic effect at the direct

absorption edges of GaSe." *Solid State Commun.* **10** 421-425

Balzarotti, A., P. Picozzi and S. Santucci. (1977). "Effects of anisotropy on the electroreflectance spectra of GaSe at oblique incidence." *Il Nuovo Cimento.* **38 B** 176-184

Barnes, N. P., R. C. Eckhardt, D. J. Gettemy and L. B. Edgett. (1979). "Absorption coefficients and the temperature variation of the refractive index difference of nonlinear optical crystals." *IEEE J. Quantum Electron.* **QE-15** 1074-1076 *IEEE Journal of Quantum Electronics.*

Basinski, Z. S., D. B. Dove and E. Mooser. (1961). "Relationship between structure and dislocations in GaS and GaSe." *Helv. Phys. Acta.* **34** 373-378

Basov, N. G., O. V. Bogdankevich, A. N. Pechenov, G. B. Abdulaev, G. A. Akhundov and E. Y. Salaev. (1965). "Radiation in GaSe single crystals induced by excitation with fast electrons." *Soviet Physics-Doklady.* **10** 329-330

Bassani, F., D. L. Greenway and G. Fischer. "Investigation of the band structure of the layer compounds GaS and GaSe" 51-56. **Proceedings of the 7th International Conference on PHYSICS OF SEMICONDUCTORS.** Paris, 1964. Academic Press, New York & London Dunod Editeur. (1964).

Bassani, F. and G. P. Parravicini. (1967). "Band structure and optical properties of graphite and of the layer compounds GaS and GaSe." *Il Nuovo Cimento.* **50** 95-128

Baumberg, J. J., R. A. Taylor and J. F. Ryan. "Anisotropic optical Stark effect in GaSe" 1891-1894. **20th International Conference on THE PHYSICS OF SEMICONDUCTORS.** E. M. Anastassakis and J. D. Joannopoulos. Thessaloniki, Greece 6-10 August 1990. World Scientific, Singapore. (1990).3.

Beck, A. and E. Mooser. (1961). "Apparatur zum Ziehen von Einkristallen von Verbindungen mit leichtfluchtigen Komponenten." *Helvetica Physica Acta.* **34** 370-373

Belen'kii, G. L., T. G. Dil'bazov, R. K. Nani, I. K. Neiman-Zade, E. Y. Salaev, R. A. Suleimanov and S. S. Mamedov. (1975). "Photoconductivity of GaSe in the exciton absorption region at low temperature." *Izv. Akad Nauk Az. SSR, Ser. Fiz.-Tekh. Mat. Nauk.* 27-49

Belen'kii, G. L. (1976). "Characteristic features of exciton absorption spectra of GaSe at 4.2°K." *Sov. Phys. Semiconductors.* 10 717-718
Russian ref.: *Sov.Phys. Semiconductors* 10 1208-1209 (June 1975).

Belen'kii, G. L., T. G. Dil'bazov, R. K. Nani, E. Y. Salaev and R. A. Suleimanov. (1976). "Edge luminescence of GaSe and GaS crystals due to impurities." *Ukr. Fiz. Zh. (Russian ed.).* 21 328-329

Belen'kii, G. L., M. O. Godzhaev, R. K. Nani, E. Y. Salaev and R. A. Suleimanov. (1977). "Radiative decay of direct and indirect excitons in GaSe at low temperatures." *Sov. Phys. Semiconductors.* 11 506-510 Russian ref. *Fiz. Tekh. Poluprovodn.* 11 859-866 (May 1977).

Belen'kii, G. L. (1978). "Nature of three-dimensional electron states near the absorption edge of layer III-VI crystals." *Sov. Phys. Semiconductors.* 13 240-241 Russian ref.: *Fiz. Tekh. Poluprovodn.* 13 406-408 (February 1979).

Belen'kii, G. L., L. N. Alieva, M. A. Gezalov, R. K. Kani, E. Y. Salaev and R. A. Suleimanov. (1978). "Energy spectrum and structure of $Ga_{1-x}In_xSe$ crystals." *Sov. Phys. Semiconductors.* 12 60-61 Russian ref.: *Fiz. Tekh. Poluprovodn.* 12 106-108 (January 1978).

Belen'kii, G. L., M. O. Godzhaev, E. Y. Salaev and E. T. Aliev. (1986). "High-temperature electron-hole liquid in layered InSe, GaSe and GaS crystals." *Sov. Phys. JETP.* 64 1117-1123 Russian ref.: *Zh.Eksp.Teor.Fiz.* 91 1886-1896 (November 1986).

Belenkii, G. L., R. K. Nani, E. Y. Salaev and R. A. Suleimanov. (1975). "Edge luminescence and light absorption in GaS_xSe_{1-x} solid solutions at low temperatures." *Physica Status Solidi.* a 31 707-711

Belenkii, G. L., M. O. Godzhaev, N. T. Mamedov, E. Y. Salaev and R. A. Suleimanov. (1979). "The nature of energy bands of $A^{III}B^{VI}$ layered crystals

near the absorption edge." *Physica Status Solidi*. a **53** 137-142

Belenkii, G. L., M. O. Godzaev, E. Y. Salaev and E. T. Aliev. (1986).
"High-temperature electron-hole liquid in layered gallium selenide."
Applied Physics Communications. **6** 111-120

Beregulin, B. V., P. M. Valov, T. V. Rybakova and I. D. Yaroshetskii. (1974).
"Possibility of using gallium selenide crystals for conversion of infrared
light into near infrared and visible radiation." *Sov. Phys. Semiconductors*.
8 122-123 Russian ref.: *Fiz. Tekh. Poluprovodn.* **8**(1) 189-192 (January
1974).

Beregulin, E. V., P. M. Valov, T. V. Rybakova, V. M. Salmanov and I. D.
Yaroshetskii. (1975). "Experimental investigation of conversion of light
from infrared to near-infrared range in gallium selenide crystals." *Sov.*
Phys. Semicond. **9** 1481-1483 Russian ref.: *Fiz. Tekh. Poluprovodn.* **9**
2288- 2291 (Dec. 1975).

Bernier, G., R. Gagnon, S. Jandl and J. L. Brebner. (1987).
"Thermoreflectance study of direct and indirect excitons near the
fundamental edge of GaSe." *Solid State Comm.* **63** 431-434

Besson, J. M., K. P. Jain and A. Kuhn. (1974). "Optical absorption edge in
GaSe under hydrostatic pressure." *Phys. Rev. Lett.* **32** 936-939

Besson, J. M., R. LeToullec, J. P. Pinceaux, A. Chevy and H. Fair. (1975).
"Optical properties of GaSe and GaS under pressure." *High Temperature-
High Pressures*. **7** 710-713

Besson, J. M., R. LeToullec and N. Piccioli. (1977). "Exciton absorption
spectrum of GaSe:A comment on "Polariton effects in the exciton
absorption of GaSe"." *Phys. Rev. Lett.* **39** 671-674

Besson, J. M. (1977). "High-pressure effects in layered semiconductors." II
Nuovo Cimento. **38 B** 478-485

Bhar, G. C., G. C. Ghosh and P. Ghosh. (1983). "Infrared temperature
tunability in GaSe, HgS, and Tl₃AsSe₃ nonlinear devices." *IEEE J. Quantum
Electron*: **QE-19** 779-782

- Bianchi, D., U. Emiliani, P. Podini and C. Paorici. (1973). "Contribution of excitons to the optical properties of GaSe." *Physica Status Solidi*. **b 60** 511-522
- Bianchi, D., U. Emiliani and P. Podini. (1975). "Tridimensional character of GaSe excitons in the Faraday effect." *Physica Status Solidi*. **b 68** 435-441
- Bianchi, A., A. Ferrario and M. Musci. (1978). "4-12 μm tunable down-conversion in GaSe from a LiNbO₃ parametric oscillator." *Opt.Comm.* **25** 256-258 *Optics Communications*.
- Bianchi, A. and M. Garbi. (1979). "Down-conversion in the 4-18 μm range with GaSe and AgGaSe₂ nonlinear crystals." *Optics Comm.* **30** 122-124
- Bobrysheva, A. I., G. P. Golubev, I. I. Dobinda, E. A. Xhukov, D. G. Luchinskii and Y. G. Shekun. (1990). "Picosecond kinetics of photoluminescence in GaSe." *Physica Status Solidi*. **a 117** 587-592
- Boelsterli, H. U. and E. Mooser. (1962). "Wachstumsspiralen auf GaS- und GaSe-Einkristallen." *Helvetica Physica Acta*. **35** 538-542
- Bordas, J. "Some aspects of modulation spectroscopy in layer materials". 145-229, esp. 181-187, 207-208, 222-224. Optical and Electrical Properties. P. A. Lee. D. Reidel Publishing Company. Dordrecht, Holland. (1976). *Physics and Chemistry of Materials with Layered Structures*, Vol.4. E. Mooser.
- Bosacchi, A., B. Bosacchi and S. Franchi. (1976). "Polariton effects in the exciton absorption of GaSe." *Phys. Rev. Lett.* **36** 1086-1089
- Bourdon, A. and F. Khelladi. (1971). "Selection rule in the fundamental direct absorption of GaSe." *Solid State Comm.* **9** 1715-1717
- Bourdon, A. (1974). "Structure de Bandes Electronique de GaSe." *Journal de Physique, Colloque C3*. **35** C3-261- C3-267
- Bourdon, A., M. Mejatty, R. LeToullec and J. M. Besson. "Optical absorption edges and band structure of Ga chalcogenides under high pressure" 1283-1285. *Physics of Semiconductors, Proceedings of the*

13th International Conference. F. G. Fumi. Rome 30 August-3 September 1976. North-Holland Publishing, Amsterdam. (1976).

Bourdon, A. "Ph.D. Thesis, Universite Pierre et Marie Curie. (1983).

Bourdon, A., E. Bringuier, M. T. Portella, M. Vivieres and N. Piccioli. (1990). "Angular properties of second-harmonics polarization due to high-order nonlinearities: Application to GaSe and InSe." *Phys. Rev. Lett.* **65** 1925-1928

Brahim-Otsmane, L., J. Y. Emery, M. Jouanne and M. Balkanski. (1993). "Epitaxy of layered semiconductor thin films." *Applied Surface Science.* **65/66** 479-481

Brebner, J. L. and G. Fischer. "Optical properties of the layer structures GaTe, GaSe and GaS" 760-765. **International Conference on THE PHYSICS OF SEMICONDUCTORS.** Exeter, England July, 1962. The Institute of Physics and the Physical Society, London. (1962).

Brebner, J. L. (1964). "The optical absorption edge in layer structures." *J. Phys. Chem. Solids.* **25** 1427-1433

Brebner, J. L. (1964). "Optical absorption in GaSe and GaS." *Helvetica Physica Acta.* **37** 589-592

Brebner, J. L. and E. Mooser. (1965). "Electroabsorption in GaSe." *Helvetica Physica Acta.* **38** 656-657

Brebner, J. L. and J.-A. Deverin. (1965). "Les indices de refraction dans le GaS et le GaSe." *Helvetica Physica Acta.* **38** 650-652

Brebner, J. L. and R. Mooser. "Electroluminescence in GaS and GaSe" 1933-1935. **Proceedings of the International Conference on Luminescence.** Budapest. (1966).

Brebner, J. L. and E. Mooser. (1967). "Excitons in GaSe polytypes." *Physics Letters.* **24A** 274-275

Brebner, J. L., J. Halpern and E. Mooser. (1967). "Feinstruktur des Excitonen-Spektrums in GaSe." *Helvetica Physica Acta.* **40** 382-385

- Brebner, J. L., J. Halpern and E. Mooser. (1967). "Magneto-Optical Absorption in GaSe." *Helvetica Physica Acta.* **40** 385-386
- Brebner, J. L. (1973). "Magneto-optical properties of GaSe near the band gap." *Canadian Journal of Physics.* **51** 497-504
- Brebner, J. L., S. Jandl and B. M. Powell. (1973). "Neutron scattering measurements of the interlayer interaction in GaSe." *SolidState Comm.* **13** 1555-1557
- Brodin, M. S. and Y. P. Gnatenko. (1966). "Investigation of the optical properties of a laminar GaSe crystal." *Ukrayinskii Fizychnyi Zhurnal.* **11** 759-765
- Brodin, M. S. and I. V. Blonskii. (1986). **Exciton processes in layer crystals. Eksitonnye protsessy v sloistykh kristallakh.** 256p. Izdatel'stvo Naukova Dumka.Kiev.
- Bube, R. H. and E. L. Lind. (1959). "Photoconductivity of gallium selenide crystals." *Phys. Rev.* **115** 1159-1164
- Bube, R. H. and E. L. Lind. (1960). "Photoconductivity in gallium sulf-selenide solid solutions." *Phys. Rev.* **119** 1535-1537
- Camassel, J., M. Schluter, S. Kohn, J. P. Voitchovsky, Y. R. Shen and M. L. Cohen."Optical properties of layer compounds GaS_xSe_{1-x} " 384-387. **Physics of Semiconductors, Proceedings of the 13th International Conference.** e. F.G. Fumi. Rome, 30 August-3 September 1976.North-Holland, Amsterdam. (1976).
- Capozzi, V., G. Mariotto, M. Montagna, A. Cingolani and A. Minafra. (1977). "Space-charge-limited currents in GaSe at different temperatures." *Physica Status Solidi a.* **40** 93-100
- Capozzi, V. and A. Minafra. (1981). "Photoluminescence properties of Cu-doped GaSe." *J. Phys. C:Solid State Physics.* **14** 4335-4346
- Capozzi, V. (1981). "Direct and indirect excitonic emission in GaSe." *Phys. Rev. B.* **B 23** 836-840

- Capozzi, V., M. DiGiulio, S. Galassini, C. Manfredotti and A. Tepore. (1981). "Lifetime and diffusion length of electrons in p-GaSe by photovoltaic effect measurements at room temperature." *Physica*. **105B** 50-53
- Capozzi, V. and J. L. Staehli. (1983). "Spontaneous and optically amplified luminescence from exciton-exciton collisions in GaSe at liquid -He temperature." *Phys. Rev. B* **28** 4461-4467
- Capozzi, V. (1983). "Kinetics of radiative recombinations in GaSe and influence of Cu doping on the luminescence spectra." *Phys. Rev. B* **28** 4620-4527
- Capozzi, V. and M. Montagna. (1989). "Optical spectroscopy of extrinsic recombinations in gallium selenide." *Phys. Rev. B*. **B40** 3182-3190
- Capozzi, V., L. Pavesi and J. L. Staehli. (1991). "Luminescence from exciton-free carrier collisions in GaSe." *Journal of Luminescence*. **48-49** 111-115
- Capozzi, V., L. Pavesi and J. L. Staehli. (1993). "Exciton-carrier scattering in gallium selenide." *Phys. Rev. B*. **47** 6340-6349
- Cardetta, V. L., A. M. Manchini, C. Manfredotti and A. Rizzo. (1972). "Growth and habit of GaSe crystals obtained from vapour by various methods." *J. Crystal Growth*. **17** 155-161
- Cardetta, V. L., A. M. Mancini and A. Rizzo. (1972). "Melt growth of single crystal ingots of GaSe by Bridgman-Stockbarger's method." *J. Crystal Growth*. **16** 183-185
- Castellano, A. (1986). "GaSe detectors for x-ray beams." *Appl. Phys. Lett.* **48** 298-299
- Catalano, I. M., A. Cingolani, M. Ferrara and A. Minafra. (1975). "Luminescence by exciton-exciton collision in GaSe." *Physica Status Solidi*. **b 68** 341-347
- Catalano, I. M., A. Congolani, M. Ferrara, M. Lugara and A. Minafra. (1976). "Optical gain in GaSe due to exciton-exciton recombination." *Solid State*

Comm. **19** 1115-1117

Catalano, I. M., A. Cingolani and A. Minafra. (1977). "Luminescence of layered compounds excited by high-intensity two-photon pumping." *Phys. Rev. B.* **15** 954-958

Catalano, I. M., A. Cingolani and A. Minafra. (1977). "Multiphoton processes in layered structures." *Il Nuovo Cimento.* **38 B** 579-587

Catella, G. C., J. H. Bohn, D. A. Roberts and J. William R. Cook. "Application analysis of new nonlinear materials" 66-77. **Growth, Characterization, and Applications of Laser Host and Nonlinear Crystals.** J. T. Lin. Orlando, Florida 27-28 March 1989. SPIE. (1989). SPIE Proceedings. **1104.**

Cavenett, B. C., D. P and K. Morigaki. (1979). "Triplet exciton resonances in type II GaSe." *J. Phys. C: Solid State Phys.* **12** L197-L202

Cenzual, K., L. M. Gelato, M. Penzo and E. Parthe. (1991). "Inorganic structure types with revised space groups.I." *Acta Cryst.* **B47** 433-439

Cerdeira, F., E. A. Meneses and A. Gouskov. (1977). "Splittings and correlations between the long-wavelength optical phonons in the layer compounds GaSe, GaTe, and GaSe_{1-x}Te_x." *Phys. Rev. B.* **16** 1648-1654

Chiang, T. C., J. Dumas and Y. R. Shen. (1978). "Brillouin Scattering in the layer compound GaSe." *Solid State Comm.* **28** 173-176

Choe, S.-H., H.-G. Kim and M.-S. Jin. (1990). "Optical properties of Ni-doped GaSe single crystals." *Korean Applied Physics.* **3** 102-105

Chung, C. H., S. R. Hahn, H. L. Park, W. T. Kim and S. I. Lee. (1988). "Photoluminescence of Mn-, Cr-doped and undoped ϵ -GaSe." *Journal of Luminescence.* **40&41** 405-406

Cingolani, A., A. Minafra, P. Tantalò and C. Paorici. (1971). "Edge emission in GaSe and GaS." *Physica Status Solidi.* **a 4** K 83- K 85

Cingolani, A., F. Evangelisti, A. Minafra and A. Rizzo. (1973). "Photoluminescence of GaSe." *Physica Status Solidi a.* **a 17** 541-546

Cingolani, A., M. Ferrara, M. Lugara and F. Levy. (1981). "Optical gain in gallium selenide and indium selenide." *Physica*. **105B** 40-44

Cingolani, R., M. Ferrara and M. Lugara. (1987). "Direct and indirect electron-hole plasmas in gallium selenide." *Phys. Rev.B*. **36** 9589-9594

Cingolani, R., M. Ferrara and M. Lugara. (1988). "Optical gain spectra of high density electron-hole plasma in GaSe and InSe." *Physica Scripta*. **37** 583-586

Coletti, F., R. Hafsi, J. M. Debever and A. Chevy. (1991). "Inverse photoemission of GaSe." *Journal of Luminescence*. **48-49** 645-648

Dawson, P., K. Morigaki and B. C. Cavenett. "Optically detected magnetic resonance of triplet excitons in GaSe" 1023-1026. **14th International Conference on the PHYSICS OF SEMICONDUCTORS, 1978**. B. L. H. Wilson. Edinburgh, 4-8 September 1978. The Institute of Physics, Bristol and London. (1979). Conference Series. **43**.

DeBlasi, C., S. Galassini, C. Manfredotti, G. Micocci, A. Tepore and A. Rizzo. (1979). "Space-charge-limited-currents in iodine doped GaSe single crystals." *Materials Chemistry*. **4** 437-444

DeBlasi, C., S. Galassini, G. Micocci, L. Ruggiero, A. Tempore and A. Rizzo. (1979). "Thermally stimulated currents in $\text{GaS}_x\text{Se}_{1-x}$ solid solutions." *Materials Chemistry*. **4** 419-428

DeBlasi, C., A. M. Mancini, D. Manno and A. Rizzo. "Convergent beam electron diffraction study of structural modifications in vapour grown GaSe crystals" 451-456. **Microscopy of Semiconducting Materials 1989**. A. G. Cullis and J. L. Hutchinson. Oxford 10-13 April 1989. Institute of Physics, Bristol. (1989). **100**.

DeBlasi, C., D. Manno and A. Rizzo. (1989). "Convergent-beam electron diffraction study of melt- and vapour-grown single crystals of gallium chalcogenides." *Il Nuovo Cimento*. **11 D, Ser. 1** 1145-1163

DeBlasi, C., D. Manno, G. Micocci and A. Tepore. (1989). "Optical absorption and structure of thermally annealed gallium selenide." *J. Appl. Phys.* **65** 1164-1167

DeBlasi, C. and D. Manno. (1991). "Analysis of extended defects in melt-grown GaSe single crystals by convergent-beam electron diffraction techniques." *Ultramicroscopy*. **35** 71-76

DeBlasi, C., A. M. Mancini, D. Manno, A. Rizzo and E. Carlino. (1991). "Convergent-beam electron diffraction analysis of GaSe crystals grown from the melt by different doping elements." *Il Nuovo Cimento*. **13 D** 233-245

DeBlasi, C., D. Manno and A. Rizzo. "Convergent beam electron diffraction studies of imperfect gallium chalcogenide crystals" 387-390. **Electron Microscopy and Analysis 1991. Proceedings of the Institute of Physics Electron Microscopy and Analysis Group Conference**. F. J. Humphreys. Bristol, UK, 10-13 September 1991. Institute of Physics, Bristol, UK. (1991).119.

DeBlasi, C., D. Manno and A. Rizzo. (1992). "Convergent beam electron diffraction study of extended defects in gallium chalcogenide single crystals grown from the melt." *Semiconductor Science and Technology*. **7** A122-A126

Depeursinge, Y. (1977). "Electronic band structure for the polytypes of GaSe." *Il Nuovo Cimento*. **38 B** 153-158

Depeursinge, Y. and A. Baldereschi. (1981). "Polytypism and layer-layer interaction in the III-VI layer semiconductors." *Physica*. **105B** 324-328

Depeursinge, Y. (1981). "Electronic properties of the layer III-VI semiconductors. A Comparative study." *Il Nuovo Cimento*. **64 B** 111-149

Dieleman, J. and A. R. C. Engelfriet. (1971). "The phase diagram of the system $Ga_{1-x}Se_x$ for $0.5 \leq x \leq 0.6$ and $300 K \leq T \leq 1500K$." *Journal of the Less-Common Metals*. **25** 231-233

Dieleman, J. and A. R. C. Engelfriet. (1971). "The phase diagram of the system Ga_{1-x} ."

DiGiulio, M., G. Micocci, P. Siciliano and A. Tepore. (1987). "Photoelectric and optical properties of amorphous gallium-selenide thin films." *J. Appl.*

Phys. **62** 4231-4235

Dmitriev, V. G., G. G. Gurzadyan and D. N. Nikogosyan. (1991). **Handbook of Nonlinear Optical Crystals**. GaSe: 87-88, 162-165, 173-178. A. E. Siegman. Springer Series in Optical Sciences. **64**. Springer-Verlag. Berlin.

Dneprovskii, V. S., V. D. Egorov, D. S. Khechinashvili and H. X. Nguyen. (1986). "Room temperature self-screening and screening of excitons in GaSe." *Physica Status Solidi*. **b 138** K 39- K 42

Dneprovskii, V. S. (1986). "Resonant dynamic nonlinearities and optical bistability in layered semiconductors." *Akademiia Nauk SSSR, Izvestiia, Seriiia Fizicheskaiia*. **50** 661-669 Translated by Allerton Press Inc., Vol.50, No.4, pp.34-41.

Dneprovskii, V. S., A. I. Furtichev, V. I. Klimov, E. V. Nazvanova, D. K. Okorokov and U. F. Vandshev. "Resonant nonlinearities and optical bistability in semiconductors" 457-465. **Laser Optics of Condensed Matter**. J. L. Birman, H. Z. Cummins and A. A. Kaplyanskii. Plenum Press. (1987).

Dneprovskii, V. S., A. I. Furtichev, V. I. Klimov, E. V. Nazanova, D. K. Okorokov and U. V. Vandshev. (1988). "Excitons at high density in CdS and GaSe, and optical bistability." *Physica Status Solidi*. **b 146** 341-350

Dobynde, I. I., A. I. Bobrysheva, I. M. Razdobreev and Y. G. Shekun. (1988). "Photoluminescence of GaSe." *Physica Status Solidi*. **b 147** 717-720

Doni, E., R. Girlanda, V. Grasso, A. Balzarotti and M. Piacentini. (1979). "Electronic properties of the III-VI layer compounds GaS, GaSe and InSe. I: Band Structure." *Il Nuovo Cimento*. **51** 154-180

Drapak, S. I., V. N. Katerinchuk, Z. D. Kovalyuk and V. A. Manasson. (1989). "The injection peculiarities of minority charge carriers in the anisotype SIS structure." *Physica Status Solidi*. **a 115** K 35-K 37

Drapak, S. I., V. J. Katerinchuk, Z. D. Kovalyk and V. A. Manasson. (1989). "Characteristics of the injection of the minority carriers in an anisotypic semiconductor-tunnel insulator-semiconductor structure." *Sov. Phys. Semiconductors*. **23** 937-938 Russian ref.: *Fiz. Tekh. Poluprovodn.* **23**

1510-1512 (August 1989).

Dvornikov, D. P., V. M. Salmanov and I. D. Yaroshetskii. (1974). "Observation of resonance radiation in the region of the continuous spectrum of semiconductors." *Sov. Phys.- JETP Lett.* **20** 7-8 Russian ref.: Pis'mav Redaktsiyn ZhETF **20** 17-20 (5 July 1974).

Dzhafarov, T. D., A. S. Mekhtiev and M. S. Sadigov. (1982). "The effect of γ -irradiation on photoelectrical properties of Sb-GaSe structures." *Physica Status Solidi.* **a 69** 643-648

Dzhafarova, S. Z., N. A. Ragimova, G. I. Abutalybov, A. M. Guseinov and A. S. Abdinov. (1991). "Exciton states in doped InSe and GaSe single crystals." *Sov.Phys.Semicond.* **25** 594-598

Dzhafarova, S. Z., N. A. Ragimova, G. I. Abutalybov, A. M. Guseinov and A. S. Abdinov. (1991). "Effect of doping on exciton states in InSe and GaSe lamellar semiconductors." *Physica Status Solidi.* **a 128** 235-242

Eisenmann, B. and H. Schaefer. (1986). **Structure Data of Elements and Intermetallic Phases. Subvolume b. Sulfides, Selenides, Tellurides. Part 2: Dy-Er-Te ...Te-Zr.p.86.** K.-H. Hellwege and A. M. Hellwege. Landolt-Boernstein Numerical Data and Functional Relationships in Science and Technology New Series. Group III: Crystal and Solid State Physics. III/14b2. Springer-Verlag. Berlin.

Emery, J.-Y., L. Brahim-Ostmane, C. Hirlimann and A. Chevy. (1992). "Reflection high-energy electron diffraction studies of InSe and GaSe layered compounds grown by molecular beam epitaxy." *J. Appl. Phys.* **71** 3256-3259

Eric, Sandre, R. Brec and J. Rouxel. (1989). "Electronic structure of MX_2 -type layered compounds." *J. Phys. Chem. Solids.* **50** 801-808

Evans, B. L. "Optical properties of layer compounds". 1-143, esp. 76-87. Optical and Electrical Properties.4. P. A. Lee. D. Reidel Publishing Company. Dordrecht, Holland. (1976). *Physics and Chemistry of Materials with Layered Structures.* E. Mooser.

Fargues, D., L. Brahim-Otsmane, M. Eddrief, C. Sebenne and M. Balkanski.

(1993). "Study of the heterointerfaces InSe on GaSe and GaSe on InSe." *Applied Surface Science*. **65/66** 661-666

Fielding, P., G. Fischer and E. Mooser. (1959). "Semiconductors of the type $A^{III}B^{VI}$." *J. Phys. Chem. Solids*. **8** 434-437

Finkman, E. and A. Rizzo. (1974). "Lattice vibrations and the crystal structure of GaS and GaSe." *Solid State Comm.* **15** 1841-1845

Fischer, G. and J. L. Brebner. (1962). "Electrical resistivity and Hall effect of single crystals of GaTe and GaSe." *J. Phys. Chem. Solids*. **23** 1363-1370

Fischer, G. (1963). "Speculation on the band structure of the layer compounds GaS and GaSe." *Helvetica Physica Acta*. **36** 317-333

Fivaz, R. and E. Mooser. (1964). "Electron-phonon interaction in semiconducting layer structures." *Phys. Rev.* **136** A833-A836

Fivaz, R. and E. Mooser. (1967). "Mobility of charge carriers in semiconducting layer structures." *Phys. Rev.* **163** 743-755

Fivaz, R. (1967). "Theory of layer structures." *J. Phys. Chem. Solids*. **28** 839-845

Fivaz, R. C. and P. E. Schmid. "Transport properties of layered semiconductors". 343-384, esp. 371-381. Optical and Electrical Properties. P. A. Lee. D. Reidel Publishing Company. Dordrecht, Holland. (1976). *Physics and Chemistry of Materials with Layered Structures*. E. Mooser.

Forney, J. J., K. Maschke and E. Mooser. (1977). "Influence of stacking disorder on Wannier excitons in layered semiconductors." *J. Physics C: Solid State*. **10** 1887-189

Gadzhiev, V. A., V. I. Sokolov, V. K. Subashiev and B. K. Tagiev. (1970). "Electroabsorption in GaSe." *Soviet Physics- Solid State*. **12** 1061-1064
Russian ref.: *Fizika Tverdogo Tela* **12(5)** 1350-1354 (May, 1970).

Gadzhiev, V. A., E. S. Guseinova and B. G. Tagiev. (1971).

"High-electric-field effect in GaSe:Sn single crystals." *Physica Status Solidi a*. **a5** 309-313

Gamarts, E. M., B. S. Zadokhin and A. N. Starukhin. (1978). "Structural phase transition in mixed GaS-GaSe crystals." *Sov. Phys. Semiconductors*. **20** 2153-2154 Russian ref.: *Fiz. Tverd. Tela* **20** 3721-3724 (December 1978).

Gao, Y., B. Smandek, M. Nikaido, J. H. Weaver, F. Levy and G. Margaritondo. (1988). "Bremsstrahlung isochromat studies of conduction band states in GaSe." *Solid State Comm.* **65** 11-13

Gasanova, N. A., G. A. Akhundov and M. A. Nizametdinova. (1966). "Polarization effects in the ultraviolet reflection from GaS and GaSe single crystals." *Phys. Stat. Solidi*. **17** K115-K117

Gasanova, N. A. and G. A. Akhundov. (1966). "The optical reflection of single crystals of GaS and GaSe." *Optics and Spectroscopy*. **20** 193 Russian ref.: *Optika i Spektroskopiia* **20** 353-354 (1966).

Gatulle, M., M. Fischer and A. Chevy. (1983). "Elastic Constants of the Layered Compounds GaS, GaSe, InSe, and their pressure dependence. I. Experimental Part." *Physica Status Solidi*. **b 119** 327-336

Gatulle, M. and M. Fischer. (1984). "Elastic Constants of the Layered Compounds GaS, GaSe, InSe, and Their Pressure Dependence. II. Theoretical Part." *Physica Status Solidi*. **b 121** 59-71

Gauthier, M., A. Polian and J. M. Besson. (1984). "Band gap variation of gallium selenide under high pressure." *Journal de Physique, Colloque C8*. **45** C8-65 - C8-69

Gauthier, M., A. Polian, J. M. Besson and A. Chevy. (1989). "Optical properties of gallium selenide under pressure." *Phys. Rev. B*. **B40** 3837-3854

Gauthier, M. (1992). "Pressure-induced charge transfer." *High Pressure Research*. **9-10** 330-342

Gavaleshko, N. P., M. V. Kurik, A. S. Savtchuk and G. B. Delevskii. (1974). "Exciton absorption in $\text{GaS}_x\text{Se}_{1-x}$ solid solutions." *Physica Status Solidi*. **b**

65 K19-K23

Gavaleshko, N. P., M. V. Kurik, G. B. Delevskii, Z. D. Kovalyuk, A. I. Savchuk and I. F. Skitsko. (1974). "Effect of uniaxial deformation on exciton absorption in gallium selenide and indium selenide." Ukr. Fiz. Zh. (Russian ed.). **19** 1741-1743 [1740-1742 in Ukrainian ed.]

Gensterblum, G., L.-M. Yu, J. J. Pireaux, P. A. Thiry, R. Caudano, P. Lambin, A. A. Lucas, W. Kratschmer and J. E. Fischer. (1992). "High resolution electron energy loss spectroscopy of epitaxial films of C₆₀ grown on GaSe." J. Phys. Chem. Solids. **53** 1427-1432

Gerlach, B. and J. Pollmann. (1975). "Binding energies and wave functions of Wannier excitons in uniaxial crystals — A modified perturbation approach II. Applications." Physica Status Solidi. **b 67** 477-485

Givargizov, E. I. (1987). **Highly Anisotropic Crystals**. 283, 289. D. Reidel Publishing Company. Dordrecht, Holland.

Gnatenko, Y. P., Z. D. Kovalyuk, P. A. Skubenko and Y. I. Zhirko. (1983). "Emission of free and bound excitons in layered GaSe crystals." Physica Status Solidi B. **b 117** 283-287

Gnatenko, Y. P., P. A. Skubenko, Z. D. Kovalyuk, V. M. Kaminskii and S. V. Gavriilyuk. (1987). "Influence of basal defects of the crystal structure on the exciton luminescence spectra of gallium selenide." Soviet Physics Solid State. **29** 1245-1246 Russian ref.: Fiz. Tverd. Tela **29**(7) 2163-2165 (July 1987).

Gnatenko, Y. P., Y. I. Zhirko and P. A. Skubenko. (1988). "Luminescence of GaSe crystals doped and intercalated with manganese." Sov. Phys.- Solid State. **30** 1540-1543

Gnatenko, Y. P., Y. I. Zhirko and Z. D. Kovaluk. (1990). "Optical properties of GaSe crystals containing Mn impurity atoms: I. Exciton-Phonon Interaction." Phys. Status Solidi. **b 161** 419-426

Gnatenko, Y. P., Y. I. Zhirko and Z. D. Kovalyuk. (1990). "Optical properties of GaSe crystals containing Mn impurity atoms: II. Excitonic and impurity emission." Physica Status Solidi. **b 161** 427-434

- Godzhaev, M. O., N. B. Kakhramanov and R. A. Suleimanov. (1993). "Electron-hole liquid and amplification of light in layered InSe and GaSe crystals." *Phys. Solid State*. **35** 229-233 Russian ref.: *Fiz. Tverd. Tela* **35** 446-453 (February 1993).
- Golubev, G. P., V. S. Dneprovskii, Z. D. Kovalyuk and V. A. Stadnik. (1985). "Optical multistability in a semiconductor." *Sov. Tech. Phys. Lett.* **11** 105-106 Russian ref.: *Pis'ma Zh. Tekh. Fiz.* **11** 257-260 (12 March 1985).
- Golubev, G. P., D. G. Luchinsky, A. L. Velikovich and M. A. Loiberman. (1987). "Optical hysteresis and multistability in a double resonator system with an additional feedback." *Optics Comm.* **64** 181-185
- Gousskov, A., J. Camassel and L. Gousskov. "Growth and characterization of III-VI layered crystals like GaSe, GaTe, InSe, $\text{GaSe}_{1-x}\text{Te}_x$ and $\text{Ga}_x\text{In}_{1-x}\text{Se}$ ". 323-413. Progress in Crystal Growth and Characterization. 5. B. R. Pamplin. Pergamon Press. Oxford. (1982).
- Grandolfo, M., E. Gratton, F. A. Somma and P. Vecchia. (1971). "Exciton binding energies of layer-type semiconductors GaSe and GaTe." *Physica Status Solidi*. **b 48** 729-735
- Grandolfo, M., F. Somma and P. Vecchia. (1972). "Temperature modulation of the optical constants of layer compounds GaSe and GaS." *Phys. Rev. B*. **5** 428-434
- Grant, A. J., J. A. Wilson and A. D. Yoffe. (1972). "Optical studies of transition metal dichalcogenide layer crystals at high pressure." *Phil. Mag.* **25**, 8th series 625-636
- Grigorochak, I. I., Z. D. Kovalyuk and I. V. Mintyanskii. (1989). "Photopolarization processes in Li_xGaSe and Li_xInSe intercalates." *Sov. Phys.-Solid State*. **31** 302-303 Russian ref.: *Fiz. Tverd. Tela* **31** 222-224 (February 1989).
- Grigorochak, I. I., V. V. Netyaga, I. D. Koz'mik, K. D. Tovstyuk, Z. D. Kovalyuk, B. P. Bakhmatyuk and S. Y. Golub'. (1989). "New aspects of intercalation." *Sov. Tech. Phys. Lett.* **15** 989-991 Russian ref.: *Pis'ma Zh. Tekh. Fiz.* **15** 87-90 (26 December 1989).

Gross, E. F., B. V. Novikov, B. S. Razbirin and L. G. Suslina. (1959). "Absorption Spectra of certain gallium chalcogenide crystals." *Optics and Spectroscopy*. **4** 364-366

Gross, E. F. and B. V. Novikov. (1961). "The fine structure of the spectral curves of photoconductivity and luminescence excitation and its correlation to the exciton absorption spectrum." *J. Phys. Chem. Solids*. **22** 87-100

Guriunova, N. A., V. S. Grigor'eva, B. M. Konovalenko and S. M. Ryvkin. (1955). "Photoelectric properties of some compounds with zincblende structure." *Zhurnal Tekhnicheskoy Fiziki*. **25** 1675-1682

Guseinov, G. D., A. I. Rasulov, E. M. Kerimova and M. Z. Ismailov. (1966). "On heat conductivity of $A^{III}B^{VI}$ -type semiconductors." *Physics Letters*. **22** 562-564

Guseinov, G. D. and A. I. Rasulov. (1966). "Heat conductivity of GaSe monocrystals." *Physica Status Solidi*. **18** 911-922

Guseinov, G. D., A. I. Rasulov, E. M. Kerimova and M. Z. Ismailov. (1967). "On heat conductivity of $A^{III}B^{VI}$ -type semiconductors." *Physica Status Solidi*. **19** K7- K 10

Guseinov, G. D. and A. M. Ramazanzade. (1967). "Visualization of dislocations on basal planes of GaSe single crystals." *Physica Status Solidi*. **23** 461-465

Guseinov, G. D., I. G. Aksyanov and S. G. Abdullaeva. (1980). "Some characteristics of the luminescence spectrum and brightness waves exhibited by GaSe single crystals." *Sov. Phys. Semiconductors*. **14** 363
Russian ref.: *Fiz. Tekh. Poluprovodn.* **14** 611 (March 1980).

Guseinov, G. D., A. M. Pashayev, G. A. Mamedova, G. G. Bannayeva, A. A. Kuliyeu and V. D. Rustamov. (1987). "Electrical properties of epitaxial heterojunctions based on $A^{III}B^{VI}$ layer semiconductors." *Izvestiya Akademii Nauk Azerbaidzhanskoi SSR, Seriya Fiziko- Tekhnicheskikh i Matematicheskikh Nauk*. 83-86

Hahn, H. (1952). "Zur Struktur der Galliumchalkogenide." *Angewandte Chemie*. **64** 203

Hahn, H. (1953). "Über die Strukturen der Chalkogenide des Gallium, Indiums und Thalliums." *Angewandte Chemie*. **65** 538-539

Hak-ping, L. and V. K. Subashiev. (1972). "Band structure of GaSe." *Soviet Physics- Solid State*. **13** 2512-2515 Russian ref.: *Fizika Tverdogo Tela* **13** 2996-3000 (October 1972).

Halpern, J. "Oscillatory magneto-absorption of the direct transition in the layer compound gallium selenide at 1.5°K" 180-183. **Proceedings of the International Conference on the Physics of Semiconductors**. Kyoto. *Journal of the Physical Society of Japan*. (1966). **21**, Supplement.

Hamaguchi, C., K. Wase and M. Yamawaki. "Brillouin and Raman scattering in layer semiconductors GaS and GaSe" 441-444. **Third International Conference on Phonon Scattering in Condensed Matter**. H. J. Maris. Brown University, Providence, R.I. Plenum Press, New York and London. (1979).

Hasegawa, H. and F. Hanamura. (1965). "Coexistence of exciton and Landau levels." *Physics Letters*. **19** 378-379

Hayek, M., O. Brafman and R. M. A. Lieth. (1973). "Splitting and coupling of lattice modes in the layer compounds GaSe, GaS, and $\text{GaSe}_x\text{S}_{1-x}$." *Phys. Rev. B*. **8** 2772-2779

Hirlimann, C., J. F. Morhange, M. A. Kanehisa, A. Chevy and C. H. B. Cruz. (1989). "Resonant excitonic optical Stark effect in GaSe." *Appl. Phys. Lett.* **55** 2307-2309

Hirlimann, C., M. J.-F and A. Chevy. (1989). "Excitonic resonant second harmonic in GaSe." *Solid State Comm.* **69** 1019-1022

Hirlimann, C. "Femtosecond study of optical nonlinearities in GaSe" 204-205. **QELS'89: Quantum Electronics and Laser Science Conference**. QELS'89. Baltimore, 24-28 April 1989. Optical Society of America. (1989). 1989 Technical Digest Series. **12**.

Hirlimann, C. and J. F. Morhange. "Femtosecond optical gating in GaSe" 126-133. **High-Speed Phenomena in Photonic Materials and Optical Bistability**. D. Jager. The Hague, The Netherlands 12-14 March 1990. SPIE. (1990). SPIE Proceedings. 1280.

Hirlimann, C., J. F. Morhange, M. A. Kanehisa, A. Chevy and C. H. B. Cruz. (1990). "Decalage excitonique resonant dans GaSe." *Annales de Physique, Colloque No.1*. 15 163-165

Hoff, R. M., J. C. Irwin and R. M. A. Lieth. (1975). "Raman scattering in GaSe." *Can. J. Phys.* 53 1606-1614

Honma, Y., M. Yamada, K. Yamamoto and K. Abe. (1983). "Elastic constants of GaS and GaSe layered crystals determined by Brillouin scattering." *J. Phys. Soc. Japan*. 52 2777-2783

Hughes, G. J., A. McKinley, R. H. Williams and I. T. McGovern. (1982). "Metal-gallium selenide interfaces_ observation of the true Schottky limit." *J. Phys. C:Solid State Phys.* 15 L159-L164

Hulliger, F. (1976). **Structural Chemistry of Layer-Type Phases**. 392, esp. pp. 146-8. F. Levy. *Physics and Chemistry of Materials with Layered Structures*. 5. D. Reidel. Dordrecht, Holland & Boston, U.S.A.

Hvam, J. M., C. Dornfeld and H. Schwab. "Coherent nonlinearities due to extended and localized excitons in semiconductors" 59-64. **Nonlinear Optical Materials II**. J.-B. Grun. Paris, France 26-28 April 1989. SPIE. (1989). SPIE Proceedings. 1127.

Ibragimov, T. D., G. G. Kurbanova and V. S. Gorelik. (1989). "Raman scattering in gallium selenide and sulfide films." *Physica Status Solidi*. b 155 113-116

Irwin, J. C., R. M. Hoff, B. P. Clayman and R. A. Bromley. (1963). "Long wavelength lattice vibrations in GaS and GaSe." *Solid State Comm.* 13 1531-1536

Iseler, G. W., H. Kidal and N. Menyuk. "Ternary semiconductor crystals for nonlinear optical applications" 73-88. **Third International**

Conference on TERNARY COMPOUNDS, 1977. G. D. Holah. Heriot-Watt University, Edinburgh, 14-15 April 1977.(1977).IOP Conference Series.35.

Ishii, Y., Y. Sasaki, C. Hamaguchi and J. Nakai. (1975). "Transverse electroreflectance of GaSe at the fundamental absorption edge." *Solid State Comm.* **17** 451-454

Ismailov, F. I., E. S. Guseinova and G. A. Akhundov. (1963). "Optical absorption edge of GaS and GaSe single crystals." *Soviet Physics- Solid State.* **5** 2656-2657 *Russian Ref.: Fizika Tverdogo Tela* **5**(12) 3620-3621 (December 1963).

Ismailov, F. I., G. A. Akhundov and O. R. Vernich. (1966). "Investigation of electrical conductivity and Hall effect in GaSe single crystals." *Physica Status Solidi.* **17** K237-K240

Iwamura, Y., M. Moriyama and N. Watanabe. (1990). "Anomalously large shift of absorption edge of GaSe-based layered crystal by applied electric field." *Japanese J. Appl. Phys. Letters.* **29** L 975-L 976

Iwamura, Y., M. Moriyama and N. Watanabe. "New light modulator using GaSe layered crystal." 617-620. **Extended Abstracts of the 22nd (1990 International) Conference on Solid State Devices and Materials.** Sendai, Japan, 22-24 August 1990. Business Center for Acad. Soc. Japan. (1990).xiii+1247pp.

Iwamura, Y., M. Moriyama and N. Watanabe. (1991). "New light modulator using GaSe layered crystal." *Japanese Journal of Applied Physics Letters.* **30** L 42-L 44

Jandl, S., J. L. Brebner and B. M. Powell. (1976). "Lattice dynamics of GaSe." *Phys. Rev. B.* **13** 686-693

Jandl, S. and C. Carlone. (1978). "Raman spectrum of crystalline InSe." *Solid State Comm.* **25** 5-8

Jellinek, F. and H. Hahn. (1961). "Zur Polytypie des Galliummonoselenids, GaSe." *Z. Naturforschung.* **16B** 713-715

Julien, C., E. Hatzikraniotis and M. Balkanski. (1986). "Electrical

properties of lithium intercalated p-type GaSe." *Materials Letters*. **4** 401-403

Julien, C., M. Eddrief, M. Balkanski and A. Chevy. (1992). "Temperature dependent far-infrared reflectance of layer structured III-V compounds." *Materials Science and Engineering*. **B13** 253-259

Kambe, N., N. Kuroda and Y. Nishina. "Optical characterization of structure-modified GaSe due to ion-implantation" 497-502. **Proceedings of the MRS International Meeting on Advanced Materials. Vol.10 Multilayers**. M. Doyama, S. Somiya, R. P. H. Yamamoto and T. Ohno. Tokyo, Japan 31 May-1 June 1988. Materials Research Society, Pittsburgh, PA. (1988). **10**.

Kambe, N. (1991). "Molecular-beam-epitaxial growth of III-VI semiconductor GaSe on amorphous SiO₂." *J. Appl. Phys.* **69** 2697-2699

Kamimura, H. and K. Nakao. "Band structure of the semiconducting layer compounds" 27-31. **Proceedings of the International Conference on the Physics of Semiconductors**. T. P. S. o. Japan. Kyoto, Japan. *Journal of the Physical Society of Japan*. (1966). **21**, Supplement.

Kamimura, H. and K. Nakao. (1968). "Band structures and optical properties of semiconducting layer compounds GaS and GaSe." *Journal of the Physical Society of Japan*. **24** 1313-1325

Kamimura, H., K. Nakao and Y. Nishina. (1969). "Two-dimensional indirect exciton in layer-type semiconductor GaSe." *Phys. Rev. Lett.* **22** 1379-1381

Kapelewski, J. and A. Walczak. (1991). "Substitutional defects in layered crystals described by the lattice discretization method." *Journal of Technical Physics*. **32** 17-24

Karaman, M. I. and V. P. Mushinskii. (1970). "Excitation and photoluminescence spectra of GaS_xSe_{1-x} crystals." *Soviet Physics-Semiconductors*. **4** 464-5 Russian ref.: *Fizika i Tekhnika Poluprovodnikov* **4** 560-562 (March 1970).

Karaman, M. I. and V. P. Mushinskii. (1970). "Electroabsorption and

electroreflection of layered crystals in the exciton absorption region." Soviet Physics- Semiconductors. **4** 964-967 Russian ref.: Fizika i Tekhnika Poluorovodnikov **4**(6) 1143-1146 (June 1970).

Karaman, M. I. and V. P. Mushinskii. (1970). "Electroabsorption in gallium selenide single crystals." Soviet Physics- Semiconductors. **4** 359-360 Russian ref.: Fizika i Tekhnika Poluprovodnikov **4**(2) 424-425 (February 1970).

Karaman, M. I., V. P. Mushinskii, B. S. Razbirin, A. N. Starukhin and S. S. Chekoi. (1972). "Luminescence of free and bound excitons in a GaSe crystal." Soviet Physics-Semiconductors. **6** 356-359 Russian ref.: Fizika i Tekhnika Poluprovodnikov **6** 412-416 (February 1972).

Kaschke, M., B. Wilhelmi, V. D. Egorov, H. X. Nguyen and R. Zimmermann. (1988). "Pump-pulse induced chirp production in semiconductors." Appl. Phys. **B** **45** 71-75

Kasuya, A. and Y. Nishina. "Thin crystalline film of III-VI layer compounds prepared by laser sputtering" 151-154. **ICBT'86: Proceedings of the International Workshop on Ionized Cluster Beam Technique. (Held in conjunction with the 10th Symposium on Ion Sources and Ion-Assisted Technology - ISIAT '86).** Tokyo & Kyoto, 3-4,6 June 1986. Kyoto Univ., Kyoto. (1986).

Katerinchuk, V. N., Z. D. Kovalyuk and V. A. Manasson. (1988). "On a mechanism of photo-E.M.F. formation in SIS structures." Physica Status Solidi. **a** **108** K115-K118

Katerinchuk, S. I. D. N., Z. D. Kovalyuk and V. A. Manasson. (1989). "The injection peculiarities of minority charge carriers in the anisotype SIS structure." Physica Status Solidi. **a** **115** K 35-K 37

Kawarada, M., N. Kuroda, T. Nakanomyo and Y. Nishina. (1974). "Photoconductivity and luminescence of GaSe by two-photon excitation." J. Phys. Soc. Japan. **37** 1174

Khalilov, K. M. and K. I. Rzaev. (1967). "Preparation of a GaSe single crystal and determination of its elastic parameters." Soviet Physics-Crystallography. **11** 786-787. Russian ref.: Kristallografiya **11**(6)

929-931 (November-December 1966).

Kipperman, A. H. M. and T. B. A. M. Sliepenbeek. (1969). "Thermopower measurements on gallium sulphide single crystals, effective density of states." *Il Nuovo Cimento*. **B 63** 36-40

Kipperman, A. H. M. (1971). "Thermoelectric power and electrical conductivity of layer compounds n-GaS and n-GaSe." *Solid State Comm.* **9** 1825-1827

Klemm, W. and H. U. v. Vogel. (1934). "Über die Chalkogenide von Gallium und Indium." *Zeitschrift für Anorganische Chemie*. **219** 45-64

Kohn, S., Y. Petroff and Y. R. Shen. (1973). "Wavelength modulation spectra of GaSe, GaS, and alloys." *Surface Science*. **37** 205-211

Kohn, S. E. "Wavelength Modulation Spectroscopy of Semiconductors" M.S. Thesis, University of California, Berkeley. (1977).

Kohn, S. E. "Wavelength Modulation Spectroscopy of Semiconductors" Ph.D. Thesis, University of California, Berkeley. (1977).

Kovaliuk, Z. D., V. K. Lukianiuk, M. N. Pyrlia, A. I. Serediuk and K. D. Tovstiuk. (1986). "Phase equilibriums and stability of intercalated compounds based on layered III-VI semiconductors
Fazovye ravnovesiia i stabil'nost' soedinenii vnedreniia na osnove sloistykh poluprovodnikov tipa A3B6." *Ukrainskii Fizicheskii Zhurnal*. **31** 1571-1574

Kovalyuk, Z. D. and V. K. Luk'yanyuk. (1987). "Properties of sodium-intercalated indium and gallium selenides." *Inorganic Materials*. **23** 1436-1441 Russian ref.: *Izvestia Akademii Nauk SSSR, Neorganicheskie Materialy* **23**(10) 1626-1631 (October 1987).

Kovalyuk, Z. D., T. P. Prokipchuk, A. I. Seredyuk, K. D. Tovstyuk, S. Y. Golub and V. I. Vitkovskaya. (1988). "NMR in the hydrogen subsystem of interstitial compounds H_xGaSe ." *Sov. Phys. Solid state*. **30** 1444-1445 Russian ref.: *Fiz. Tverd. Tela* **30** 2510-2511 (August 1988).

Kovalyuk, Z. D., M. N. Pirlya, A. I. Seredyuk and V. I. Vitkovskaya. (1992).

"The effect of intercalation on the exciton spectrum and structure of layered single crystals." *Russian Journal of Physics*. **35** 935-939
Russian ref.: *Izvestiya Vysshikh Uchebnykh Zavedenii, Fizika*, No.10, .51-56 (October, 1992).

Kovtun, V. M. and V. P. Mikal'chenko. (1980). "Elastic moduli of gallium monochalcogenides." *Inorganic Materials*. **16** 826-828 Russian Ref.: *Izvestiya Akademii Nauk SSSR, Neorganicheskie Materialy* **16(7)** 1203-1205 (July 1980).

Kowalczyk, S. P., L. Ley, F. R. McFeely and D. A. Shirley. (1975). "A high-resolution x-ray photoemission study of the total valence-band densities of states of GaSe and BiI_3 ." *Solid State Comm.* **17** 463-467

Koz'mik, I. D., Z. D. Kovalyuk, I. I. Grigorchak and B. P. Bakhmatyuk. (1987). "Preparation and properties of hydrogen-intercalated indium and gallium monoselenides." *Inorganic Materials*. **23** 677-679 Russian ref.: *Izvestiya Akademii Nauk SSSR, Neorganicheskie Materialy* **23(5)** 754-757 (May 1987).

Koz'mik, I. D., V. V. Netyaga, B. P. Bakhmatyuk, I. I. Grigorchak and Z. D. Kovalyuk. (1992). "Some characteristics and new capabilities of intercalated chalcogenide semiconductors." *Sov. Phys.- Semiconductors*. **26** 1120-1121 Russian ref.: *Fiz.Tekh. Poluprovodn.* **26** 1993-1995 (November 1992).

Kozmik, I. D., I. I. Grigorchak, Z. D. Kovalyuk and I. Z. Marchuk. (1989). "Kinetic and Optical Properties of H_xInSe and H_xGaSe proton intercalates and their thermodynamic model." *Physica Status Solidi*. **a 112** K61-K64

Kozmik, I. D., I. I. Grigorchak, Z. D. Kovalyuk and I. Z. Marchuk. (1989). "Peculiarities of changes in the kinetic and optic properties of indium and gallium monoselenides by proton intercalation." *Ukrayins'kyi Fizychnyi Zhurnal*. **34** 749-752

Kuhn, A., R. Chevalier and A. Rimsky. (1975). "Atomic structure of a 4H GaSe polytype named δ -type." *Acta. Cryst.* **B31** 2841-2842

Kuhn, A., A. Chevy and R. Chevalier. (1975). "Crystal structure and interatomic distances in GaSe." *Physica Status Solidi*. **a 31** 469-475

Kupecek, P., E. Batifol and A. Kuhn. (1974). "Conversion de frequences optiques dans le seleniure de gallium (GaSe)." *Opt.Comm.* **11** 291-295
Optics Communications.

Kupecek, P., H. LePerson and M. Comte. (1979). "A multipurpose efficient tunable infrared coherent source with tuning range from 0.8 to 26 μm and peak powers in the range 50-200 kW." *Infrared Physics.* **19** 263-271

Kurbatov, L. N., A. I. Dirochka, V. A. Sosin and E. V. Sinitsyn. (1977). "Radiative transitions in gallium monoselenide." *Sov. Phys. Semiconductors (Solis State?).* **19** 474-477 Russian ref.: *Fiz. Tverd. Tela* **19** 820-825 (March 1977).

Kuroda, N., Y. Nishina and T. Fukuroi. (1968). "One- and two-phonon absorptions in GaSe and Gas." *J. Phys. Soc. Japan.* **24** 214-215

Kuroda, N., Y. Nishina and T. Fukuroi. (1970). "Phonon structures in optical spectra of layer compounds GaSe and GaS." *J. Phys. Society of Japan.* **28** 981-992

Kuroda, N. and Y. Nishina. (1975). "Near-edge spontaneous photoluminescence in $\text{GaSe}_{1-x}\text{S}_x$." *Physica Status Solidi.* **b. 72** 81-89

Kuroda, N. and Y. Nishina. (1976). "Stimulated photoluminescence in GaSe." *Journal of Luminescence.* **12/13** 623-628

Kuroda, N. and Y. Nishina. (1976). "Stacking-fault splitting of exciton states in GaSe." *Il Nuovo Cimento.* **32 B** 109-116

Kuroda, N. and Y. Nishina. (1981). "Anisotropies of energy bands in GaSe and InSe." *Physica.* **105B** 30-34

Kuroda, N., O. Ueno and Y. Nishina. (1986). "Supernonlinear shifts of optical energy gaps in InSe and GaSe under hydrostatic pressure." *J. Phys. Soc. Japan.* **55** 581-589

Kuroda, N., O. Ueno and Y. Nishina. (1987). "Lattice-dynamical and photoelastic properties of GaSe under high pressures studied by Raman scattering and electronic susceptibility." *Phys. Rev. B.* **B 35** 3860-3870

Kurtin, S. and C. A. Mead. (1968). "Surface barriers on layer semiconductors: GaSe." *J. Phys. Chem. Solids.* **29** 1865-1867

Kurtin, S., T. C. McGill and C. A. Mead. (1969). "Fundamental transition in the electronic nature of solids." *Phys. Rev. Lett.* **22** 1433-1436

Kutt, W. A., W. Albrecht and H. Kurz. (1992). "Generation of coherent phonons in condensed media." *IEEE J. Quantum Electronics.* **QE-28** 2434-2444

Kyazym-zade, A. G., N. M. Mekhtiev, Z. S. Samedov and V. I. Tagirov. (1984). "Critical concentrations and phase transition in $\text{GaS}_x\text{Se}_{1-x}$ solid solutions." *Sov.Phys.- Solid State.* **26** 737-738 Russian ref.: *Fiz.Tverd. Tela (Leningrad)* **26** 1212-1215 (1986).

Kyazym-zade, A. G., R. N. Mekhtieva and A. A. Akhmedov. (1991). "Sandwich photoresistors based on InSe-GaSe heterojunctions." *Sov. Phys.-Semiconductors.* **25** 840-842 Russian ref.: *Fiz. Tekh. Poluprovodn.* **25** 1392-1396 (August 1991).

Kyazym-zade, A. G., G. I. Abutalybov and S. A. Dzhakhangorova. (1992). "Laser spectroscopy of impurity and exciton states in semiconductors." *Sov. Phys. Tech. Phys.* **37** 576-577 Russian ref.: *Zh. Tekh. Fiz.* **62** 22 (May 1992).

Kyazymzade, A. G., A. A. Akhmedov, S. K. Khalilov and Y. A. Bairamov. (1988). "Simulation of residual photoconductivity at a metal-semiconductor contact." *Physica Status Solidi.* **a 108** 619-623

Laenen, R., K. Wolfrum, A. Seilmeier and A. Laubereau. (1993). "Parametric generation of femtosecond and picosecond pulses for spectroscopic applications." *J. Opt. Soc. Am. B.* **B 10** 2151-2161

Larsen, P. K., G. Margaritondo, J. E. Rowe, M. Schluter and N. V. Smith. (1976). "GaSe valence band structure from angle-resolved photoemission spectroscopy." *Physics Letters.* **58A** 423-425

Lee, e. P. A. (1976). *Optical and Electrical Properties.* 76-85, 181, 184, 187, 207, 222, 324-9. E. Mooser. *Physics and Chemistry of Materials*

with Layered Structures.4. D. Reidel Publishing Company.Dordrecht, Holland.

Lee, S.-I., S.-R. Hahn, C.-H. Chung, S.-H. Yun and W.-T. Kim. (1986). "Optical properties of GaSe:Mn single crystals." Solid State Comm. **60** 453-456

Leite, R. C. C., E. A. Meneses, N. Jannuzzi and J. G. P. Ramos. (1972). "Carrier assisted radiative recombination of free excitons in GaSe." Solid State Comm. **11** 1741-1744

Lendvay, E., A. Kuhn, A. Chevy and T. Ceva. (1971). "Dislocation etching of GaSe single crystals." J. Materials Science. **6** 305-308

Lenz, J., P. Rech, K. Christmann, M. Neuber, C. Zubragel and E. Schwarz. (1992). "The geometric and electronic structure of oxygen on a Re(10 $\bar{1}$ 0) surface investigated by LEED and ARUPS." Surface Science. **269/270** 410-414

LeToullec, R., M. Balkanski, J. M. Besson and A. Kuhn. (1975). "Optical absorption edge of a new GaSe polytype." Physics Letters. **55A** 245-246

LeToullec, R., N. Piccioli, M. Mejatty and M. Balkanski. (1977). "Optical constants of ϵ -GaSe." Il Nuovo Cimento. **38 B** 159-167

LeToullec, R., N. Piccioli and J. C. Chervin. (1980). "Optical properties of the band-edge exciton in GaSe crystals at 10K." Phys. Rev. **B 22** 6162-6170

LeToullec, R., J. C. Chervin, N. Piccioli and A. Chevy. (1981). "Anharmonic effects in phonon spectra of GaSe." Applied Optics. **20** 2566-2573

Leung, P. C., G. Andermann, W. G. Spitzer and C. A. Mead. (1966). "Dielectric constants and infrared absorption of GaSe." J. Phys. Chem. Solids. **27** 849-855

Leveque, G. (1977). "Interpretation of GaTe and GaSe optical spectra in the 2 to 50 eV range." J. Phys.C:Solid State Phys. **10** 4645-4653

Leviardi, A. and N. Romeo. (1969). "Negative resistance and spontaneous current oscillations in GaSe(Sn)." Il Nuovo Cimento. **63 B** 41-44

Liang, W. Y. (1975). "Optical anisotropy in GaSe." J. Phys. C: Solid State Phys. **8** 1763-1768

Lieth, R. M. A. "III-VI Compounds". 225-254, esp. 231-2.245, 248, 251. Preparation and Crystal Growth of Materials with Layered Structures. R. M. A. Lieth. D. Reidel Publishing Co. Dordrecht-Holland. (1977).

Lisitsa, M. P., S. A. Boiko and S. F. Terekhova. (1978). "Dispersion of the refractive indices and exciton absorption of GaSe single crystals." Sov. Phys. Semiconductors. **12** 1249-1251 Russian ref.: Fiz. Tekh. Poluprovodn. **12** 2092-2095 (November 1978).

Lu, X. Z., R. Garuthara, S. Lee and R. R. Alfano. "Effects of picosecond-laser-driven shock waves on the photoluminescence from semiconductors" 157-164. **Ultrafast Laser Probe Phenomena in Bulk and Microstructure Semiconductors II**. R. R. Alfano. Newport Beach, CA 14-15 March 1988. SPIE. (1988). SPIE Proceedings. **942**.

Lukyanyuk, V. K., S. P. Voronyuk and Z. D. Kovalyuk. (1989). "Alkali-metal-intercalated indium and gallium selenides. Non-monotonous shift of exciton lines." Physica Status Solidi. **b 155** 717-722

Lukyanyuk, V. K. and Z. D. Kovalyuk. (1989). "Electret state in iodine intercalates of indium and gallium selenides." Ukrayins'kyi Fizychnyi Zhurnal. **34** 624-627

Madelung, O. (1992). **Semiconductors Other than Group IV Elements and III-V Compounds**. 34, 116. R. Poerschke. Data in Science and Technology. Springer-Verlag. Berlin.

Makhtiev, T. R., V. P. Radionov and A. M. Aliev. (1991). "Van der Waals dispersion forces between plates of gallium selenide." Sov. Phys. Tech. Phys. Lett. **17** 65 Russian ref.: Pis'ma Zh. Tekh. Fiz. **17** 65-67 (26 January 1991).

Malik, A. I., V. B. Baranyuk, Z. D. Kovalyuk and K. D. Tovstyuk. (1976). "Additional light wave in layer semiconductors." Sov. Phys. Semiconductors. **10** 1367-9 Russian ref.: Fiz. Tekh. Poluprovodn **10** 2304-2307 (December 1976).

- Mamedov, K. K., I. G. Kerimov, V. N. Kostyukov and M. I. Mekhtiev. (1967). "Specific heat of gallium selenide and thallium selenide." Soviet Physics-Semiconductors. **1** 363-364 Russian ref.: Fizika i Tekhnika Poluprovodnikov **1** 441-442 (March 1967).
- Mamedov, K. K., M. A. Aldzhanov, I. G. Kerimov and M. I. Mekhtiev. (1978). "Specific heat and moments of the vibrational spectrum of gallium monochalcogenides." Sov. Phys. Solid State. **20** 22-25 Russian ref.: Fiz. Tverd. Tela **20** 42-47 (January 1978).
- Mamedov, G. M. and E. I. Khalilova. (1988). "Bistable optical element based on layered semiconductors $\text{GaSe}_x\text{Te}_{1-x}$." Sov. Phys. Tech. Phys. **33** 107-108 Russian ref.: Zh. Tekh. Fiz. **58** 178-179 (January 1988).
- Mamy, R., L. Martin, G. Leveque and C. Raisin. (1974). "Optical properties and collective excitations in GaSe in the 2 to 80 eV range." Physica Status Solidi. **b 62** 201-208
- Manasson, V. A., Z. D. Kovalyuk, S. I. Drapak and V. N. Katerinchuk. (1990). "Polarisation-sensitive photodiode for the 632.8 nm spectral region." Electronics Letters. **26** 664
- Mancini, A. M., C. Manfredotti, R. Murri, A. Rizzo, A. Quirini and L. Vasanelli. (1976). "The use of GaSe semiconductors for monitoring high energy muon beams." IEEE Transactions on Nuclear Science. **NS-23** 189-197
- Manfredotti, C., A. Quirini, A. Rizzo and L. Vasanelli. (1974). "Space-charge limited currents in n-GaSe crystals." Solid State Comm. **15** 1347-1353
- Manfredotti, C., R. Murri, A. R. Galassini and L. Ruggiero. (1974). "Deep hole traps in p-type GaSe single crystals." Phys. Rev. B. **B 10** 3387-3393
- Manfredotti, C., R. Murri and L. Vasanelli. (1974). "GaSe as nuclear particle detector." Nuclear Instruments and Methods. **115** 349-353
- Manfredotti, C., A. Rizzo, C. DeBlasi, S. Galassini and L. Ruggiero. (1975). "Hole centers in GaSe." J. Appl. Phys. **46** 4531-4536
- Manfredotti, C., R. Murri, A. Quirini and L. Vasanelli. (1975). "A particular

application of GaSe semiconductor detectors in the neutrino experiment at CERN." Nuclear Instruments and Methods. **131** 457-462

Manfredotti, C., A. M. Mancini, R. Murri, A. Rizzo and L. Vasenelli. (1977). "Electrical properties of p-type GaSe." Il Nuovo Cimento. **39 B** 257-268

Margaritondo, G., J. E. Rowe and S. B. Christman. (1977). "Synchrotron radiation photoemission spectroscopy of III-VI compounds." Phys. Rev. B. **15** 3844-3854

Margaritondo, G., J. E. Rowe and H. Kasper. (1977). "Conduction band photoelectron spectroscopy of layered semiconductors." Il Nuovo Cimento. **38 B** 234-240

Matsumura, T., M. Sudo, C. Tatsuyama and S. Ichimura. (1977). "Photoluminescence in GaSe." Physica Status Solidi. **a 43** 685-693

Mayer, T., A. Klein, O. Lang, C. Pettenkofer and W. Jaegermann. (1992). "H₂O adsorption on the layered chalcogenide semiconductors WSe₂, InSe and GaSe." Surface Science. **269/270** 909-914

McCanny, J. V. and R. B. Murray. (1977). "The band structures of gallium and indium selenide." J. Phys. C:Solid State Phys. **10** 1211-1222

McGovern, I. T., A. Parke and R. H. Williams. (1976). "Angularly resolved photoemission from GaSe using line and synchrotron sources." J.Phys.C: Solid State Phys. **9** L511-L514

McMath, T. A. and J. C. Irwin. (1976). "Indices of refraction of GaS and GaSe." Physica Status Solidi. **a 38** 731-738

McMath, T. A., G. Jackle and J. C. Irwin. (1977). "On refractive index measurements in GaS and GaSe." Physica Status Solidi. **a 43** K151- K 154

Mekhtiev, R. F. and L. G. Paritskii. (1962). "Kinetics of photoconductivity in GaSe." Soviet Physics -Solid State. **4** 896-898 Russian ref.: Fizika Tverdogo Tela **4(5)** 1222-1226 (May 1962).

Mekhtiev, R. F., L. G. Paritskii and S. M. Ryvkin. (1963). "Kinetics of impurity photoconductivity in GaSe crystals." Soviet Physics- Solid State.

5 1198-1203 Russian ref.: Fizika Tverdogo Tela 5(6) 1649-1656 (June 1963).

Mekhtiev, N. M., Y. V. Rud' and E. Y. Salaev. (1978). "Photoelectric analyzers of polarized light made of layer semiconductors." Sov.Phys.Semicond. 12 924-927 Soviet Physics Semiconductors.

Mekhtiev, N. M. (1990). "Photopleochroism of doped GaSe crystals." Sov. Phys. Semiconductors. 24 943-945 Russian ref.: Fiz. Tekh. Poluprovodn. 24 1505-1508 (September 1990).

Meneses, E. A., N. Jannuzzi, J. R. Freitas and A. Gouskov. (1976). "Photoluminescence of layered $\text{GaSe}_{1-x}\text{Te}_x$ crystals." Physica Status Solidi. b 78 K35-K38

Mercier, A., E. Mooser and J. P. Voitchovsky. (1973). "Near edge optical absorption and luminescence of GaSe, GaS and of mixed crystals." Journal of Luminescence. 7 241-266

Mercier, A. and J. P. Voitchovsky. (1974). "Raman scattering from $\text{GaS}_x\text{Se}_{1-x}$." Solid State Comm. 14 757-762

Mercier, A., E. Mooser and J. P. Voitchovsky. (1975). "Resonant exciton in GaSe." Phys. Rev. B 12 4307-4311

Mercier, A. and J. P. Voitchovsky. (1975). "Exciton-exciton and exciton-carrier scattering in GaSe." Phys. Rev. B 11 2243-2250

Mercier, A., E. Mooser, J. P. Voitchovsky and A. Baldereschi. (1976). "Luminescence of the resonant exciton in $\text{GaS}_x\text{Se}_{1-x}$." Journal of Luminescence. 12/13 285-290

Meyer, F., E. E. deKluizenaar and D. denEngelsen. (1973). "Ellipsometric determination of the optical anisotropy of gallium selenide." J. Opt.Soc. Am. 63 529-532

Micocci, G., P. Siciliano and A. Tepore. (1988). "Density of states in evaporated amorphous GaSe films using space-charge-limited current measurements." J. Appl. Phys. 64 1885-1888

Micocci, G., P. Siciliano and A. Tepore. (1990). "Deep level spectroscopy in p-GaSe single crystals." *J. Appl.Phys.* **67** 6581-6582

Miglio, L. and G. Benedek. (1987). "Surface phonons and inelastic electron tunnelling spectrpscopy of GaSe." *Europhys. Lett.* **3** 619-622

Minami, J., A. Hasegawa, S. Asaka and K. Inoue. (1990). "Population and phase relaxations of quasi-two dimensional excitons in GaSe: Femto second photon echoes and luminescence decay experiments." *Journal of Luminescence.* **45** 409-411

Minami, F., A. Hasegawa, S. Asaka and K. Inoue."Phase and orientational relaxations of quasi-two-dimensional excitons in GaSe" 1947-1950. **20th International Conference on THE PHYSICS OF SEMICONDUCTORS.** E. M. Anastassakis and J. D. Joannopoulos. Thessaloniki, Greece, 6-10 August 1990. World Scientific, Singapore. (1990).3.

Minami, F., A. Hasegawa, T. Kuroda and K. Inoue. (1992). "Transient four-wave-mixing at the exciton resonance line of layered compound GaSe." *Journal of Luminescence.* **53** 371-374

Minder, R., G. Ottaviani and C. Canali. (1976). "Charge transport in layer semiconductors." *J. Phys. Chem. Solids.* **37** 417-424

Miyata, A., M. Shimura and T. Okumura. (1991). "Study of GaSe films on GaAs wafers by vacuum sublimation." *Memoirs of Faculty of Technology, Tokyo Metropolitan University.* **41** 99-104

MoltechCorporation."Non-linear optical crystals specification sheet"
1991?Moltech Corporation
Engineering Building - SUNY
Stony Brook, NY 11794-2275
phone: (516) 632-7565
FAX: (516) 632-9041. (1991).

Mooser, E. and M. Schluter. (1971). "High-angle twist in GaSe." *Phil. Mag.* **23,** **8th series** 811-828

Mooser, E. and M. Schluter. (1973). "The band-gap excitons in gallium

selenide." *Il Nuovo Cimento*. **18 B** 164-208

Mooser, E., L. C. Schluter and M. Schluter. (1974). "The electronic charge densities in semiconducting layer and chain structures." *J. Phys. Chem. Solids*. **35** 1269-1284

Morigaki, K., P. Dawson and B. C. Cavenett. (1978). "Optical detection of triplet exciton resonance in GaSe." *Solid State Comm.* **28** 829-834

Mozol, P. E., N. A. Skubenko, P. A. Skubenko, Y. P. Gnatenko and Z. D. Kovalyuk. (1989). "Effect of laser irradiation on low-temperature photoconductivity and photoluminescence." *Physica Status Solidi*. **b 153** 667-673

Mozol', P. E., E. A. Sal'kov, N. A. Skubenko, P. A. Skubenko and Z. D. Kovalyuk. (1985). "Nature of intrinsic defects in layer GaSe semiconductors." *Soviet Physics- Solid State*. **27** 2228-2230 Russian ref.: *Fizika Tverdogo Tela* **27** 3696-3699 (December 1985).

Mozol', P. E., N. A. Skubenko, P. A. Skubenko, Y. P. Gnatenko, E. A. Sal'kov and Z. D. Kovalyuk. (1988). "Influence of laser irradiation on the low-temperature photoconductivity and photoluminescence spectra of gallium arsenide." *Sov. Phys.- Semiconductors*. **22** 1007-1011 Russian ref.: *Fiz. Tekh. Poluprovodn.* **22** 1595-1600 (September 1988).

Mozol', P. E., N. A. Skubenko and P. A. Skubenko. (1990). "Radiative recombination in gallium selenide single crystals under conditions of deviation from stoichiometry." *Inorganic Materials*. **26** 986-989 Russian ref.: *Izvestiya Akademii Nauk SSSR. Neorganicheskie Materialy* **26(6)** 1169-1171 (June 1990).

Mustafaeva, S. N. and M. M. Asadov. (1988). "Hopping conductivity in p-GaSe single crystals." *Inorganic Materials*. **24** 776-779 Russian ref.: *Izvestia Akademii Nauk SSSR, Neorganicheskie Materialy* **24** 917-920 (June, 1988).

Mustafaeva, S. N. and M. M. Asadov. (1988). "Influence of an external electric field on the photoelectric properties of GaSe single crystals." *Inorganic Materials*. **24** 413-415 Russian ref.: *Izvestiya Akademii Nauk SSSR, Neorganicheskie Materialy* **24(3)** 499-501 (March 1988).

Mustafaeva, S. N. and M. M. Asadov. (1989). "Shift of the photoeffect red boundary in amorphous GaSe films under the influence of an electric field." *Inorganic Materials*. **25** 1677-1679 Russian ref.: *Izvestiya Akademii Nauk SSSR, Neorganicheskie Materialy* **25**(12) 1983-1985 (Dec. 1989).

Nagat, A. T., S. A. Hussein, Y. H. Gameel and A. A. Belal. (1990). "Anisotropy of electrical conductivity & Hall effect in gallium selenide crystals." *Indian Journal of Pure and Applied Physics*. **28** 586-589

Nagel, S., A. Baldereschi and K. Maschke. (1979). "Tight-binding study of the electronic states in GaSe polytypes." *J. Phys. C:Solid State Phys.* **12** 1625-1639

Nahory, R. E., K. L. Shaklee, R. F. Leheny and J. C. DeWinter. (1971). "Stimulated emission and the type of bandgap in GaSe." *Solid State Comm.* **9** 1107-1111

Nakao, K., H. Kamimura and Y. Nishina. (1969). "Theory of the two-dimensional indirect exciton in the anisotropic crystals." *Il Nuovo Cimento*. **63 B** 45-53

Nakatani, H., E. Sakai, C. Tatsuyama and F. Takeda. (1989). "GaSe nuclear particle detectors." *Nuclear Instruments and Methods in Physics Research*. **A283** 303-309

Nakayama, N., T. Kuramachi, T. Tanbo, H. Ueda and C. Tatsuyama. (1991). "AES, LEELS and XPS studies on the interface formation between layered semiconductors GaSe and InSe." *Surface Science*. **244** 58-66

Nazar, F. M., M. K. Anis and N. Malik. (1981). "Photoconduction in GaSe single crystal." *Int. J. Electronics*. **51** 743-746

Nilisk, A. J. and J. J. Kirs. (1969). "Photoconductivity of Gas, GaSe, and GaTe single crystals1." *Physica Status Solidi*. **31** K91-K93

Nikitine, S., R. Nitsche, M. Sieskind and J. Vogt. (1963). "Contribution a l'etude du spectre excitonique d'absorption, de reflexion et d'emission de cristaux de seleniure de gallium." *J. de Chim. Phys.* **2** 667-670

Nikogosyan, D. N. (1977). "Nonlinear optics crystals (review and summary of data)." *Sov.J. Quantum Electron.* 7 1-13 Russian ref: *Kvantovaya Elektron.* 4 5-26 (1977).

Nishina, Y., S. Kurita and S. Sugano. (1966). "Interband Faraday effect in GaSe." *J. Phys. Soc. Japan.* 21 1609

Nishina, Y., N. Kuroda and T. Fukuroi. "Phonon structures in optical spectra of GaSe" 1024-1029. **IX International Conference on the Physics of Semiconductors.** A. o. S. o. t. USSR. Moscow, 23-29 July 1968. Publishing House "Nauka", Leningrad Branch. (1968). **Proceedings, Vol.2.**

Nitsche, R., H. V. Bolsterli and M. Lichtensteiger. (1961). "Crystal growth by chemical transport reactions. I. Binary, ternary, and mixed-crystal chalcogenides." *J. Phys. Chem. Solids.* 21 199-205

Nizametdinova, M. A. (1967). "The reflection spectrum of GaSe and GaS single crystals near the fundamental absorption edge." *Physica Status Solidi.* 19 K111-K112

Okamoto, T., N. Kojima, A. Yamada, M. Konagai, K. Takahashi, Y. Nakamura and O. Nittono. (1992). "Optical anisotropy of vacancy-ordered Ga₂Se₃ grown by molecular beam epitaxy." *Jpn.J.Appl.Phys.* 31 L143-L144 *Japanese Journal of Applied Physics.*

Ottaviani, G., C. Canali, F. Nava, P. Schmid, E. Mooser, R. Minder and I. Zschokke. (1974). "GaSe: A layer compound with anomalous valence band anisotropy." *Solid State Comm.* 14 933-936

Oudar, J. L., P. J. Kupecek and D. S. Chemla. (1979). "Medium infrared tunable down conversion of a YAG-pumped infrared dye laser in gallium selenide." *Optics Comm.* 29 119-122

Palatnik, L. S. and E. K. Belova. (1966). "Investigation of the Ga-Se phase diagram." *Inorganic Materials.* 2 657-659 Russian ref.: *Izvestiya Akademii Nauk SSSR, Neorganicheskie Materialy* 2(4) 770-771 (April 1966).

Palmer, J. E., T. Saitoh and M. Tamura. "Layered structure GaSe as a thermal

lattice mismatch buffer layer in the GaAs/Si heteroepitaxial system" 302-303. **Extended abstracts of the 1992 International Conference on Solid State Devices and Materials.** J. S. A. Phys. Tsukuba, Japan, 26-28 August 1992. Business Center for Acad. Soc. Japan. (1992). **Total pages: xxviii + 772 pp.**

Palmer, J. E., T. Saitoh, T. Yodo and M. Tamura. (1993). "Growth and characterization of GaAs/GaSe/Si heterostructures." *Japanese J. Appl. Phys. Lett.* **32** L 1126-L 1129

Palmer, J. E., T. Saitoh, T. Yodo and M. Tamura. (1993). "Growth and characterization of GaSe and GaAs/GaSe on As-passivated Si(111) substrates." *J. Appl. Phys.* **74** 7211-7222

Panfilov, V. V., S. I. Subbotin, L. F. Vereshchagin, I. I. Ivanov and R. T. Molchanova. (1975). "On exciton absorption, band structure, and phase transformation of GaSe under pressure." *Physica Status Solidi.* **b 72** 823-831

Parthe, E. (1964). **Crystal Chemistry of Tetrahedral Structures.** 82-83, 156-157. Gordon & Breach. New York & London.

Pavesi, L., J. L. Staehli and V. Capozzi. (1987). "Analysis of the excitonic Mott transition in GaSe." *Solid State Comm.* **61** 321-325

Pavesi, L., V. Capozzi and J. L. Staehli. (1988). "Red-shift of the excitonic level in two beam absorption spectra of GaSe." *Physica Scripta.* **38** 627-631

Pavesi, L. and J. L. Staehli. (1989). "Mott transition of the excitons in GaSe." *Phys. Rev.* **B 39** 10982-10994

Pearson, W. B. (1964). "The Crystal Structures of Semiconductors and a General Valence Rule." *Acta Cryst.* **17** 1-15

Petalas, J. and J. A. Kalomiros. (1991). "Higher interband transitions in the uv region of GaSe." *Phys. Rev.* **B 44** 8694-8701

Petnikova, V. M., M. A. Kharchenko and V. V. Shuvalov. "GaSe nonlinear susceptibility and relaxation process rates" 31-39. **Laser Optics of**

Condensed Matter. J. L. Birman, H. Z. Cummins and A. A. Kaplyanskii. Plenum Press. (1987).

Petnikova, V. M., M. A. Kharchenko and V. V. Shuvalov. (1988). "Four-photon spectroscopy of GaSe: methods of temporal analysis." *Optics & Spectroscopy.* **65** 746-748 Russian ref.: *Opt. Spektrosk.* **65** 1263-1267 (Dec. 1988).

Petnikova, V. M., M. A. Kharchenko and V. V. Shuvalov. (1989). "Four-photon spectroscopy of GaSe: methods of spectral analysis." *Opt. Spectrosc.* **66** 121-124 Russian ref.: *Opt. Spektrosk.* **66** 211-215 (January 1989).

Piacentini, M. (1976). "Electroreflectance of GaSe: The interpretation of the structure above the edge." *Solid State Comm.* **19** 775-778

Piacentini, M., C. G. Olson, A. Balzarotti, R. Girlanda, V. Grasso and E. Doni. (1979). "Electronic properties of the III-VI layer compounds GaS, GaSe and InSe III. The reflectivity from 4 to 32 eV." *Il Nuovo Cimento.* **54 B** 248-268

Piccioli, N., R. LeToullec, M. Mejatty and M. Balkanski. (1977). "Refractive index of GaSe between 0.45 μm and 330 μm ." *Applied Optics.* **16** 1236-1238

Piccioli, N. and R. LeToullec. (1989). "Exciton-phonon interaction in GaSe." *Journal de Physique France.* **50** 3395-3406

Polian, A., M. Grimsditch, M. Fischer and M. Gatlulle. (1982). "Elastic constants of the layer compound GaS." *J. Physique-Lettres.* **43** L405- L 409

Powell, B. M., S. Jandl, J. L. Brebner and F. Levy. (1977). "Anisotropic phonon dispersion in GaS." *J. Phys. C: Solid State Phys.* **10** 3039-3049

Rao, R., X. Z. Lu, A. Doukas, S. Lee, B. Willman and e. al. "High power picosecond laser induced shock waves in matter" 171-177. **Lasers'85: Proceedings of the Eighth International Conference.** Las Vegas, NV, 2-6 Dec. 1985. STS Press, McLean, VA. (1985).

Rao, R., X. Z. Lu, B. Willman, S. Lee, G. A. Doukas and e. al. "Light emission

from GaSe semiconductor under picosecond-laser-induced shock pressure" 76-83. **Laser'86:Proceedings of the Ninth International Conference on Lasers and Applications**. Orlando, FL, 3-7 Nov 1986.STS Press, McLean, VA. (1986).

Rauluszkiewicz, J. and Y. Nishina."Inelastic tunneling investigations of lattice dynamics and electron-phonon interaction in layered semiconductor GaSe" 757-760. **Physics of Semiconductors, 1978 14th International Conference on the Physics of Semiconductors**. e. B.L.H. Wilson. Edinburgh, 4-8 September 1978.Institute of Physics, Bristol. (1979).IOP Conference Proceedings.43.

Raydellet, J., P. Y. Yu, J. M. Besson and M. Balkanski."Cascade resonant Raman processes in GaSe" 1271-1274. **14th International Conference on the PHYSICS OF SEMICONDUCTORS, 1978**. B. L. H. Wilson. Edinburgh, 4-8 September 1978.The Institute of Physics, Bristol and London. (1979).43.

Razbirin, B. S., V. P. Mushinskii, M. I. Karaman, A. N. Starukhin and E. M. Gamarts. (1978). "Indirect exciton spectrum and phase transition in GaS-GaSe mixed crystals." *Sov. Phys.-Semiconductors*. **12** 21-23 Russian ref.: *Fiz. Tekh. Poluprovodn.* **12** 38-42 (January 1978).

Razbirin, V. S., A. N. Starukhin, E. M. Gamarts, M. I. Karaman and V. P. Mushinskii. (1978). "Magnetic Stark effect in layered GaSe crystal." *Soviet Physics-JETP Letters*. **27** 321-323 Russian ref.: *Pis'ma Zh. Eksp. Teor. Fiz.* **27(6)** 341-344 (20 March 1978).

Rizzo, A., C. deBlasi, M. Catalano and P. Cavaliere. (1988). "Dislocations in $A^{III}B^{VI}$ single crystals." *Physica Status Solidi*. **a 105** 101-112

Robertson, J. (1979). "Electronic structure of GaSe, GaS, InSe and GaTe." *J. Phys. C: Solid State Physics*. **12** 4777-4789

Romeo, N. (1969). "Experimental evidence for the validity of Lampert's theory in the negative resistance region of the GaSe(Sn)." *Physica Status Solidi*. **34** 717-720

Romeo, N. (1971). "Memory switching in GaSe, GaS, and $GaSe_xSe_{1-x}$ ($0 < x < 1$) single crystals." *J. Appl. Phys.* **42** 3643-3644

Romeo, N. (1971). "Double injection and electroluminescence in insulating GaSe and $\text{GaS}_{0.5}\text{Se}_{0.5}$ single crystals." *Journal of Luminescence*. **3** 281-286

Rowe, J. E., G. Margaritondo, H. Kasper and A. Baldereschi. (1976). "Polarized-light photoelectron spectroscopy of GaSe and GaS with synchrotron radiation." *Solid State Comm.* **20** 921-924

Rowe, J. E., G. Margaritondo and H. Kasper. (1977). "Polarization selection rules for the photoemission spectra of III-VI semiconductors." *Il Nuovo Cimento*. **38 B** 226-233

Rustamov, P. G., Z. D. Melikova, M. G. Safarov and M. A. Alidzhanov. (1965). "Solid solutions in the system GaS-GaSe." *Inorganic Materials*. **1** 387-389 Russian ref.: *Izvestiya Akademii Nauk SSSR, Neorganicheskie Materialy* **1**(3) 419-421 (March 1965).

Rustamov, P. G., B. K. Babaeva and N. P. Luzhnaya. (1965). "The interaction of gallium with selenium." *Inorganic Materials*. **1** 775-776 Russian ref.: *Izvestiya Akademii Nauk SSSR, Neorganicheskie Materialy* **1**(6) 843-844 (June 1965).

Ryvkin, S. M. and R. I. Khansevarov. (1956). "Temperature dependence of the spectral distribution of photoconductivity in gallium selenide and gallium telluride." *Soviet Physics- Technical Physics*. **1** 2688-2689 Russian Ref.: *Zh. Tekh. Fiz.* **26** 2781-278 (1956).

Sakai, E., H. Nakatani, C. Tatsuyama and F. Takeda. (1988). "Average energy needed to produce an electron-hole pair in GaSe nuclear particle detectors." *IEEE Transactions on Nuclear Science*. **35** 85-88

Sakurai, M., H. Tada, K. Saiki, A. Koma, H. Funasaka and Y. Kishimoto. (1993). "Epitaxial growth of C_{60} and C_{70} films on GaSe (0001) and MoS_2 (0001) surfaces." *Chem. Phys. Lett.* **208** 425-430

Salaev, E. Y., F. M. Gashimzade and V. K. Khalilov. (1972). "Interband Faraday effect in GaSe." *Soviet Physics- Semiconductors*. **6** 224-228 Russian ref.: *Fizika i Tekhnika Poluprovodnikov* **6** 262-266 (February 1972).

Salaev, E. Y., V. K. Khalilov, V. B. Antonov and R. K. Nani. (1972). "Faraday effect in the region of exciton absorption in GaSe." Soviet Physics-Semiconductors. **6** 229-232 Russian ref.:Fizika i Tekhnika Poluprovodnikov **6** 267-270 (February 1972).

Salaev, E. Y., L. E. Solov'ev, V. K. Khalilov, V. V. Antonov and R. K. Nani. (1972). "Absorption due to two-dimensional excitons in a GaSe crystal." Soviet Physics- Semiconductors. **5** 2032-3

Salaev, E. Y., L. E. Solovyev and V. K. Khalilov. (1972). "Study of anomalous dispersion in excitons in GaSe single crystals by the Rozhdestvenskii (Hook) method." Optics and Spectroscopy. **32** 183-185 Russian ref.: Optika i Spektroskopiia **32** 346-350 (1972).

Salaev, E. Y., E. T. Aliev and M. O. Godzhaev. (1988). "Condensed and uncondensed electron-hole plasma in GaSe_{1-x}S_x." Sov. Phys. Doklady. **33** 123-125 Russian ref.: Dokl. Akad. Nauk SSSR **298** 854-858 (February 1988).

Salaev, E. Y., M. O. Godzhaev, E. T. Aliev and M. Z. Zarbaliev. (1988). "InSe and GaSe-efficient photosensitive materials over a broad spectral region (1-6 eV)." Sov. Tech. Phys. Lett. **14** 709-710 Russian ref.: Pis'ma Zh. Tekh. Fiz. **14** 1628-1630 (12 September 1988).

Salaev, E. Y., F. K. Isaev, F. I. Ismailov and K. A. Askerov. (1989). "Diffusion of impurities in stratified semiconductors of the A^{III}B^{VI} type." Inorganic Materials. **25** 1316-1318 Russian ref.: Izevestia Akademii Nauk SSSR, Neorganicheskie Materialy **25** 1556-1558 (September 1989).

Sandre, E., R. Brec and J. Rouxel. (1989). "Electronic structure of MX₂-type layered compounds." J. Phys. Chem. Solids. **50** 801-808

Sapre, V. B. and C. Mande. (1973). "Effective ionic charges and chemical bonding in GaSe and GaTe from chemical shifts of x-ray K absorption discontinuities." J. Phys. Chem. Solids. **34** 1351-1356

Sasaki, Y., C. Hamaguchi and J. Nakai. (1972). "Electroreflectance of GaSe single crystals in higher interband transition region." J. Phys. C: Solid

State Phys. 3 L95-L98

Sasaki, Y., C. Hamaguchi and J. Nakai. (1975). "Electroreflectance of GaSe. II. 3.5-4.1 eV region." J. Physical Society of Japan. **38** 169-174

Sasaki, Y., C. Hamaguchi and J. Nakai. (1975). "Electroabsorption and electroluminescence of GaSe." Japanese J. Appl. Phys. **14** 494-498

Sasaki, Y. and Y. Nishina. (1981). "Mobile and immobile localized excitons induced by the stacking fault in GaSe." Physica. **105B** 45-49

Schlueter, M. (1972). "Die elektronische Bandstruktur von hexagonalem GaSe." Helvetica Physica Acta. **45** 73-76

Schluter, M. (1973). "The electronic structure of GaSe." Il Nuovo Cimento. **13 B** 313-360

Schluter, M., J. Camassel, S. Kohn, J. P. Voitchovsky, Y. R. Shen and M. L. Cohen. (1976). "Optical properties of GaSe and $\text{GaS}_x\text{Se}_{1-x}$ mixed crystals." Phys. Rev. **B 13** 3534-3547

Schluter, M. and M. L. Cohen. (1976). "Valence-band density of states and chemical bonding for several non-transition-metal layer compounds: SnSe_2 , Pgl_2 , BiI_3 , and GaSe." Phys. Rev. **B. 14** 424-431

Schmid, P., J. P. Voitchovsky and A. Mercier. (1974). "Impurity effects on low temperature photoluminescence of GaSe." Physica Status Solidi. **a 21** 443-450

Schmid, P. and J. P. Voitchovsky. (1974). "Electron-lattice interaction in gallium selenide." Physica Status Solidi. **b 65** 249-254

Schmid, P. (1974). "Electron-lattice interaction in layered semiconductors." Il Nuovo Cimento. **21 B** 258-270

Schubert, K., E. Dorre and M. Kluge. (1955). "Zur Kristallchemie der B-Metalle. III. Kristallstruktur von GaSe and InTe." Z. Metallkunde. **46** 216-224

Schwabe, R., F. Thuselt, T. Hansel and F. Levy. (1978). "Electron beam

excited free exciton luminescence of GaSe." *Physica Status Solidi*. **b 90** 233-239

Segura, A., J. M. Besson, A. Chevy and M. S. Martin. (1977). "Photovoltaic properties of GaSe and InSe junctions." *Il Nuovo Cimento*. **38 B** 345-351

Segura, A., M. V. Andres and V. Munoz. (1991). "Comments on "Anomalously large shift of absorption edge of GaSe-based layered crystals by applied electric field"." *Japanese J. Appl. Phys. Letters*. **30** L 608- L 609

Seibert, K., H. Heesel, T. Albrecht, K. Allakhverdiev and H. Kurz. "Time-resolved studies of coherent phonon oscillations in III/VI-semiconductors generated by impulsive stimulated Raman scattering" 1981-1984. **20th International Conference on THE PHYSICS OF SEMICONDUCTORS**. E. M. Anastassakis and J. D. Joannopoulos. Thessaloniki, Greece, 6-10 August 1990. World Scientific, Singapore. (1990). **3**.

Seilmeier, A., T. Dahinten, U. Ploedereder and G. Weimann. "Infrared spectrometer for time-resolved intersubband spectroscopy" 383-388. **Proceedings of the 7th International Symposium on Ultrafast Processes in Spectroscopy**. Bayreuth, Germany 7-10 October 1991. Institute of Physics, Bristol. (1991). IOP Conference Series. **126**.

Semjonow, A. J. (1992). "Nonlinearity and asymmetry of Raman scattering in crystals." *Physica*. **B 182** 64-70

Serizawa, H., Y. Sasaki and Y. Nishina. (1980). "Polytypes and excitons in $\text{GaSe}_{1-x}\text{S}_x$." *J. Physical Society of Japan*. **48** 490-495

Shaklee, K. L., R. E. Nahory and R. F. Leheny. (1973). "Optical gain in semiconductors." *J. Luminescence*. **7** 284-309

Shepherd, F. R. and P. M. Williams. (1975). "Photoelectron studies of the densities of states in the gallium chalcogenides." *Phys. Rev. B*. **12** 5705-5713

Shigetomi, S., T. Ikari, H. Nakashima and H. Nishimura. (1991). "Deep levels of Zn-doped p-GaSe." *Physica Status Solidi*. **a 128** K 95- K 98

Shigetomi, S., T. Ikari and H. Nishimura. (1991). "Photoluminescence spectra of p-GaSe doped with Cd." J. Appl. Phys. **69** 7936-7938

Shigetomi, S., T. Ikari and H. Nakashima. (1993). "Optical and electrical properties of layer semiconductor p-GaSe doped with Zn." J. Appl. Phys. **74** 4125-4129

Shinada, M. and S. Sugano. (1965). "Optical absorption edge in layer-type semiconductors." J. Phys. Soc. Japan. **20** 1274

Sobolev, V. V., A. M. Andriesh, N. N. Syrbu and S. D. Shumov. (1965). "Reflection spectra of crystals of groups II-V and III-VI." Soviet Physics-Solid State. **6** 2020-1 Russian ref.:Fizika Tverdogo Tela **6** 2539-2541 (August 1964).

Sobolev, V. V. and V. I. Donetskich. (1971). "Reflectivity spectra of GaSe and InSe crystals." Phys. Stat. Solidi. **b 45** K 15-K 19

Sobolev, V. V. and V. I. Donetskih. (1972). "Reflection spectra of GaSe and InSe crystals." Inorganic Materials. **8** 1229-1232 Russian ref.: Izvestiya Akademii Nauk SSSR, Neorganicheskie Materialy **8(8)** 1392-1395 (August,1972).

Sobolev, V. V. (1982). **Zones(Bands) and Excitons of Gallium, Indium and Thallium Chalcogenides.** **Zony I Eksitony Khalkogenidov Galliya, Indiya I Talliya.**272pp. Shtiintsa.Kishinev.

Sobolev, V. V., V. E. Grachev, V. V. Sobolev and S. G. Kozlova. (1990). "Reflection spectra and optical functions for gallium selenide crystals." Journal of Applied Spectroscopy. **52** 542-545 Russian ref.:Zhurnal Prikladnoi Spektroskopii **52** 802-807 (May,1990).

Sobolev, V. V., V. E. Grachev, S. G. Kozlova, V. V. Sobolev and Z. D. Kovalyuk. (1990). "Exciton in gallium selenide with the polarization E||c." Ukrayins'kyi Fizychnyi Zhurnal. **35** 529-532

Soileau, M. J., T. Wei, A. A. Said, N. I. Chapliev, S. V. Garnov and A. S. Epifanov."Comparison of Laser-Induced Damage of Optical Crystals from the U.S.A. and U.S.S.R." 10-15. **Laser-Induced Damage in Optical Materials: 1990.** H. E. Bennett, L. L. Chase, A. H. Guenther, B. E. Newnam

and M. J. Soileau. Boulder, CO 24-26 Oct. 1990. SPIE. (1990). SPIE Proceedings 1441; ASTM Vol. STP 1141.

Sokolov, V. I., D. B. Kushev and V. K. Subashiev. (1972). "Electroabsorption in the hyperbolic exciton region in GaSe." Phys. Stat. Solidi. **b 50** K125-K129

Sokolov, V. I. and V. K. Subashiev. (1972). "Linear electrooptical effect in gallium selenide." Soviet Physics-Solid State. **14** 178-183 Fizika Tverdogo Tela. **14** 222-228 (January 1972).

Sokolov, V. I. and V. K. Subashiev. (1974). "Lineshape of the hyperbolic exciton in GaSe." Physica Status Solidi. **b 65** K47-K49

Solomonov, Y. F. and V. K. Subashiev. (1980). "Deep, free, and bound excitons and biexcitons in GaSe and their collective interaction." Sov.Phys.- JETP Letters. **31** 255-258 Russian ref.: Pis'ma Zh. Eksp. Teor. Fiz. **31** 278-282 (5 March 1980).

Solomonov, Y. F. (1985). "Heteroexcitonic molecule." Soviet Physics-JETP Letters. **42** 273-275 Russian ref.: Pis'ma Zh. Eksp. Teor. Fiz. **42** 220-222 (10 September 1985).

Soukiassian, P., J. Cazaux and J. Perrin. (1974). "Electronic excitations (3 to 35 eV range) in some layered III-V compounds: GaS, GaSe, and InSe." Physica Status Solidi. **b 66** 151-160

Springford, M. (1963). "The luminescence characteristics of some group III-VI compounds." Proc. Phys. Soc. London. **82** 1020-1028

Sreckovic, M., P. Osmocrovic, B. Vedlin, V. Sijacki-Zeravcic and A. Rozaj-Brvar. (1986). "Laser damage of solid targets." Revue Roumaine de Physique. **31** 1065-1068

Sreckovic, M., P. M. Nokolic, B. Vedlin, V. Sijacki-Zeravcic, A. Brvar-Rozaj, P. Osmokovic and S. Vujatovic. (1989). "SEM micrograph and SEM micrograph computer analysis of laser damages to SnS and GaSe samples." Experimentelle Technik der Physik. **37** 173-185

Stadnik, V. A. (1988). "Optical bistability, the pulsation effect, and

absorption domains (Waves) in gallium selenide." Sov. Phys. Solid State. **30** 2052-2055 Russian ref.: Fiz. Tverd. Tela **30** 3571-3578 (December 1988).

Stadnik, V. A. "The effect of the domain instability in bulk A_2B_6 and A_3B_6 semiconductors under action of light" 2283-2286. **20th International Conference on THE PHYSICS OF SEMICONDUCTORS**. E. M. Anastassakis and J. D. Joannopoulos. Thessaloniki, Greece, 6-10 August 1990. World Scientific, Singapore. (1990).3.

Staehli, J. L., V. Capozzi and M. Guzzi. (1981). "Gain spectra of GaSe." Physica. **105B** 35-39

Staehli, J. L. and V. Capozzi. "Coexistence of direct and indirect electron-hole plasma components in GaSe" 1297-1300. **17th International Conference on the Physics of Semiconductors**. J. D. Chadi and W. A. Harrison. San Francisco, CA 6-10 August 1984. Springer-Verlag, New York, Berlin. (1984).

Staehli, J. L. and V. Capozzi. (1985). "Simultaneous direct and indirect recombinations in the electron-hole plasma of GaSe." Helvetica Physica Acta. **58** 262-271

Stephens, C., G. J. Hughes, I. T. McGovern, A. B. McLean, D. R. T. Zahn, R. H. Williams, W. Braun, C. R. W. Wilke, H. Haak and K. Horn. (1988). "Thermal effects in aluminum-semiconductor interface formation." Vacuum. **38** 329-332

Stephens, C., I. T. McGovern, A. B. McLean and W. Braun. (1988). "The formation of two aluminum-semiconductor interfaces: A temperature-dependent study." J. Vac. Sci. Technol. **B 6** 1326-1330

Subashiev, V. K. and L. H. Bin. (1970). "Direct observation of hyperbolic excitons." Soviet Physics- JETP Letters. **12** 97-98 Russian ref.: ZhETF Pis. Red. **12(3)** 139-141 (5 August 1970).

Subashiev, V. K., Le-khac-Binh and L. S. Chertkova. (1971). "Hyperbolic excitons in GaSe." Solid State Comm. **9** 369-372

Subbotin, S. I., V. V. Panifilov, L. F. Vereshchagin, R. T. Molchanova and G. A.

Akhundov. (1972). "Shift of exciton absorption peak and phase transition in GaSe induced by hydrostatic pressure." Soviet Physics - Doklady. 17 126-128 Russian ref.: Doklady Akademii Nauk SSSR 202(5) 1039-1041 (February 1972).

Subbotin, S. I., V. V. Panfilov and R. T. Molchanova. (1977). "Pressure-induced polytypic transformations and edge absorption of GaSe." Physica Status Solidi. a 39 357-362

Sulewski, P. E., E. Bucher, N. Stucheli, C. S. Oglesby, K. Friemelt, M. Vogt, J. R. Baumann and C. Kloc. (1992). "Search for giant Franz-Keldysh-like effects in GaSe and other layered semiconductors." Appl. Phys. A 54 79-83

Suzuki, Y., Y. Hamakawa, H. Kimura, H. Komiya and S. Ibuki. (1970). "Electro-reflectance near the fundamental edge of GaSe." J. Phys. Chem. Solids. 31 2217-2222

Suzuki, Y. and Y. Hamakawa. (1974). "On the higher interband electro-reflectance structure observed around 3.37 eV in GaSe." J. Physical Society of Japan. 37 108-113

Suzuki, H. and R. Mori. (1974). "Phase study on binary system Ga-Se." Japanese Journal of Applied Physics. 13 417-423

Syrkin, E. S. and S. B. Feodos'ev. (1982). "Low temperature specific heat of strongly anisotropic crystals." Sov. J. Low Temp. Physics. 8 564-565 Russian ref.: Fiz. Nizk. Temp. 8 1115-1118 (October 1982).

Tagiev, B. G., G. M. Niftiev and S. A. Abushov. (1984). "Photoluminescence of GaSe:Mn single crystals." Physica Status Solidi B. b 121 K195-K199

Tagiev, B. G. and A. R. Gadjiev. (1987). "About the nature of the relaxation of the photoconductivity in p-GaSe." Izv., Akad. Nauk Azerbaidzhanbskoi SSR, Seriya Fiziko-Tekhnichaskikh i ma Tematicheskikh Nauk. VIII 120-124

Tambo, T. and C. Tatsuyama. (1985). "XPS study on the chemical shifts of crystalline III-VI layered compounds." J. Physical Society of Japan. 54 4382-4389

Tambo, T. and C. Tatsuyama. (1989). "Barrier formation at Cu, Ag, and Au-GaSe layered semiconductors." *Surface Science*. **222** 343-350

Tambo, T. and C. Tatsuyama. (1989). "Reactivity at interfaces of Cu, Ag and Au-GaSe layered compounds." *Surface Science*. **222** 332-342

Tanaka, M., M. Yamada and C. Hamaguchi. (1975). "Brillouin scattering in GaSe." *J. Phys. Soc. Japan*. **38** 1708-1714

Tatsuyama, C., C. Hamaguchi, H. Tomita and J. Nakai. (1971). "Electrical and optical properties of GaSe." *Japanese J. Appl. Phys.* **10** 1698-1703

Tatsuyama, C. and S. Ichimura. (1977). "GaSe-SnO₂ heterojunction and its electroluminescence." *Il Nuovo Cimento*. **38 B** 352-358

Tatsuyama, C., T. Tanbo and N. Nakayama. (1989). "Heteroepitaxy between layered semiconductors GaSe and InSe." *Applied Surface Science*. **41/42** 539-543

Tatsuyama, C., T. Kuramachi, T. Tanbo and H. Ueba. (1992). "Interface formation between the layered semiconductors GaSe and InSe." *Applied Surface Science*. **56-58** 672-676 *Proceedings of the 3rd International Conference on the Formation of Semiconductor Interfaces- ICFSI-3.*

Taylor, R. A. and J. F. Ryan. (1987). "Time-resolved exciton photoluminescence in GaSe and GaTe." *J. Phys. C: Solid State Phys.* **20** 6175-6187

Terhell, J. C. J. M. and R. M. A. Leith. (1971). "Preparation and crystallography of gallium sulfide-selenide solid solutions." *Phys. Stat. Sol. a* **5** 719-724

Terhell, J. C. J. M. and R. M. A. Lieth. (1972). "The growth and structure determination of GaSe needle crystals." *Journal of Crystal Growth*. **16** 54-58

Terhell, J. C. J. M., R. M. A. Lieth and W. C. vanderVleuten. (1975). "New polytypes in vapour grown GaSe." *Mat. Res. Bull.* **10** 577-582

Terhell, J. C. J. M. and W. C. van-der-Vleuten. (1976). "Further studies on polytypism in GaSe." *Mat. Res. Bull.* **11** 101-106

Thanh, L. C. and C. Depeursinge. (1977). "Absorption and electroabsorption near the indirect edge of GaSe." *Solid State Comm.* **21** 317-321

Thanh, L. C. and C. Depeursinge. (1978). "Fine structure of the exciton spectrum in GaSe." *Solid State Comm.* **25** 499-503

Thiry, P. "Structure Electronique, Proprieties Optiques et Photoelectroniques du Selenure de Gallium" Ph.D. Thesis, University of Paris, France. (1975).

Thiry, P., Y. Petroff, R. Pinchaux, C. Guillot, Y. Ballu, J. Lecante, J. Paigne and F. Levy. (1977). "Experimental band structure of GaSe obtained by angular resolved photoemission." *Solid State Comm.* **22** 685-689

Todorovic, D. M. and P. M. Nikolic. (1989). "Investigation of optical interference by a photoacoustic method." *Fizika.* **21** 101-104
Proceedings of the XI Yugoslav Symposium of the Physics of Condensed Matter, M. Davidovic & M. Lj. Napijalo. eds. Donji Milanovac, 3-7 October 1988.

Tovarnitskii, M. V., V. K. Luk'yanyuk, Z. D. Kovalyuk, V. I. Vitkovskya and S. Y. Golub. (1988). "New method for producing photosensitive barriers on the basis of the layered semiconductors InSe and GaSe." *Sov. Tech. Phys. Lett.* **14** 914-915 Russian ref.: *Pis'ma Zh. Tekh. Fiz.* **14** 2104-2107 (26 November 1988).

Tredgold, R. H. and A. Clark. (1969). "Hopping conduction in gallium selenide single crystals." *Solid State Comm.* **7** 1519-1520

Tyte, R. N., W. Richter and M. Rautenberg. (1975). "Phononfrequencies and force constants in GaSe and GaS under hydrostatic pressure." *Vern. Dtsch. Phys. Ges. (VI).* **10** 403

Ueno, K., H. Abe, K. Saiki and A. Koma. (1991). "Heteroepitaxy of layered semiconductor GaSe on a GaAs(111)B surface." *Japanese J. Appl. Phys. Letters.* **30** L 1352- L 1354

Ueno, K., H. Abe, K. Saiki, A. Koma, H. Oigawa and Y. Nannichi. (1992). "Hetero-epitaxy of layered compound semiconductor GaSe onto GaAs surfaces for very effective passivation of nanometer structures." *Surface Science*. **267** 43-46

Ueno, K., K.-Y. Liu, Y. Fujikawa, K. Saiki and A. Koma. "Heteroepitaxy of layered III-VI semiconductor GaSe on hydrogen-terminated Si(111) surfaces" 680-682. **Extended Abstracts of the 1992 International Conference on Solid State Devices and Materials**. J. S. A. Phys. Tsukuba, Japan, 26-28 August 1992. Business Center for Acad. Soc. Japan, Tokyo. (1992). **Total pages xxviii+772 pp.**

Ugumori, T., K. Masuda and S. Namba. (1972). "Luminescence of GaSe under intense excitation by an electron beam." *Physics Letters*. **38A** 117-118

Ugumori, T., K. Masuda and S. Namba. (1973). "Spontaneous and stimulated emission in GaSe under intense excitation." *Solid State Comm.* **12** 389-391

Ugumori, T., K. Masuda and S. Namba. (1976). "Luminescence due to exciton-electron and exciton-exciton collisions in GaSe." *J. Physical Society of Japan*. **41** 1991-1995

Ugumori, T., K. Masuda and S. Namba. (1977). "Luminescence due to exciton-electron and exciton-exciton collisions in GaSe." *Il Nuovo Cimento*. **38 B** 596-602

Ugumori, T., K. Masuda and S. Namba. (1977). "Exciton absorption in GaSe under intense excitation." *J. Phys. Soc. Japan*. **43** 151-156

Vandyshev, Y. V., V. S. Dneprovskii, V. I. Klimov, Z. D. Kovalyuk, M. G. Novikov, D. K. Okorokov and A. I. Furtchev. (1989). "Exciton-exciton interaction and resonant nonlinearities in GaSe." *Soviet Physics-Solid State*. **31** 988-992 *Fiz. Tverd. Tela* **31** 131-138 (June 1991).

vanEgmond, G. E. and R. M. A. Lieth. (1974). "Transport and growth of GaSe from the vapour phase." *Mat. Res. Bull.* **9** 763-774

Velikovich, A. L., G. P. Golubev and D. G. Luchinskii. (1986). "Dynamics of multistable transmission in GaSe crystals." *Sov. Tech. Phys. Lett.* **12**

364-366 Russian ref.: Pis'ma Zh. Tekh. Fiz. 12 879-885 (26 July 1986).

Vinogradov, E. A., G. N. Zhizhin, N. N. Mel'nik, S. I. Subbotin, V. V. Panfilov, K. R. Allakhverdiev, S. S. Babaev and V. F. Zhitar'. (1980). "Influence of hydrostatic pressure on Raman spectra of ϵ -GaSe and ZnIn_2S_4 single crystals." Sov. Phys.-Solid State. 22 434-437

Vodopyanov, K. L., L. A. Kulevskii, V. G. Voevodin, A. I. Gribenyukov, K. R. Allakhverdiev and T. A. Kerimov. (1991). "High efficiency middle IR parametric superradiance in ZnGeP_2 and GaSe crystals pumped by an erbium laser." Opt.Comm. 83 322-326 Optics Communications.

Vodopyanov, K. L., L. A. Kulevskii, A. I. Gribenyukov and K. R. Allakhverdiev. (1991). "High efficiency middle IR parametric superradiance in ZnGeP_2 and GaSe crystals pumped by an erbium laser." Journal de Physique IV: Colloque C7, supplement au Journal de Physique III. 1 C7-391 - C7-394

Vodopyanov, K. L. "2.8 μm Er-laser pumped nonlinear devices" 10-13. **European Physical Society, EQEC'93-EQUAP'93**. P. D. Natale, R. Meucci and S. Pelli. Firenze, Italy, 10-13 September 1993. (1993). **Technical Digest, Volume I**.

Vodopyanov, K. L. (1993). "Parametric generation of tunable infrared radiation in ZnGeP_2 and GaSe pumped at 3 μm ." J. Opt. Soc. Am. B10 1723-1729

Voitchovsky, J. P. and E. Mooser. (1972). "Electroluminescence dans le GaSe." Helvetica Physica Acta. 45 877-880

Voitchovsky, J. P. and A. Mercier. (1973). "Long-lifetime photoluminescence in GaSe." Physica Status Solidi. a 18 545-551

Voitchovsky, J. P. and A. Mercier. (1974). "Photoluminescence of GaSe." II Nuovo Cimento. 22 B 273-292

Voitchovsky, J. P. and A. Mercier. (1974-5). "Exciton resonant dans le seleniure de gallium." Helvetica Physica Acta. 47 19

Wasscher, J. D. and J. Dieleman. (1972). "Anisotropy of the optical constants of GaSe near the band edge." Physics Letters. 39A 279-280

Weber, M. J. "CRC Handbook of Laser Science and Technology. Volume III Optical Materials Part 1: Nonlinear Optical Properties/Radiation Damage" 85, 192. **CRC Handbook of Laser Science and Technology**. M. J. Weber. Boca Raton, FL. CRC Press, Inc. (1986). III.

Whitehouse, C. R. and A. A. Balchin. (1978). "Optimization of conditions for the growth of gallium selenide and gallium sulphide by iodine vapour transport." *J. Crystal Growth*. **43** 727-733

Wiedemeier, H., L. L. Regel and W. Palosz. (1992). "Vapor transport and crystal growth of GaSe under normal and high acceleration." *J. Crystal Growth*. **119** 79-93

Wieting, T. J. and J. L. Verble. (1972). "Interlayer bonding and the lattice vibrations of β -GaSe." *Phys. Rev. B*. **B 5** 1473-1479

Wieting, T. J. (1973). "Long-wavelength lattice vibrations of MoS_2 and GaSe." *Solid State Comm.* **12** 931-935

Wilhelmi, B., M. Kaschke and W. Rudolph. "Ultrafast wavelength shift of light induced by light" 81-82. **15th Congress of the International Commission for Optics: Optics in Complex Systems SPIE**. F. Lanzl, H.-J. Preuss and G. Weigelt. Garmish-Partenkirchen FRG, 5-10 August 1990. SPIE. (1990). SPIE Proceedings. 1319.

Williams, R. H. and A. J. McEvoy. (1972). "Surface properties of the gallium monochalcogenides." *Physica Status Solidi*. **a 12** 277-286

Williams, R. H., I. T. McGovern, R. B. Murray and M. Howells. (1976). "An investigation of the electronic structure of GaSe and GaTe by photoelectron spectroscopy, using a synchrotron source, and electron energy loss spectroscopy." *Physica Status Solidi*. **b 73** 307-316

Williams, P. M. "Photoemission studies of materials with layered structures". 273-341, esp. 324-329. Optical and Electrical Properties. 4. P. A. Lee. D. Reidel Publishing Company. Dordrecht, Holland. (1976). *Physics and Chemistry of Materials with Layered Structures*. E. Mooser.

Williams, P. M. (1977). "The direct evaluation of electronic band

structures of layered solids using angle-resolved photoemission." *Il Nuovo Cimento*. **38 B** 216-225

Williams, G. P. and G. J. Lapeyre. (1979). "Resonant enhancement in photoemission from GaSe." *Phys. Rev. B*. **20** 5280-5285

Wyckoff, R. W. G. (1964). **Crystal Structures, Second Edition**. Ga₂Se₃ : pp.22-24,41, 259, 265. **2 Inorganic Compounds RX_n, R_nMX₂, R_nMX₃**. Interscience (J.Wiley & Sons).New York.

Yamada, M., K. Wasa and C. Hamaguchi. (1976). "Addendum to Brillouin scattering in GaSe." *J. Phys. Soc. Japan*. **40** 1778

Yamada, M., H. Shimizu, S. Maegawa, K. Yamamoto and K. Abe. (1981). "Brillouin scattering in GaSe_{1-x}S_x mixed crystals." *Physica*. **105B** 334-338

Yamaguchi, K. and Y. Nishina. (1981). "Phonon assisted tunneling through single crystals of GaS and GaSe." *Physica*. **105B** 329-333

Yamaguchi, K. and Y. Nishina. (1984). "Inelastic electron tunneling spectra in Pb-GaS_xSe_{1-x}-Pb junctions." *J. Physical Society of Japan*. **53** 4257-4265

Yamazaki, T., H. Nakatani and E. Sakai. "Fabrication of GaSe radiation detectors and the detection of alpha particles" 142-150. **Radiation Detectors and their Uses. Proceedings of the Third Workshop on Radiation Detectors and their uses (KEK 88-5)**. M. Miyajima, S. Sasaki and T. Doke. Ibaraki, Japan, 9-10 Feb. 1988. Nat. Lab. High Energy Phys., Ibaraki, Japan. (1988). Total iii+195 pp.

Yamazaki, T., H. Nakatani and N. Ikeda. (1993). "Characteristics of Impurity-Doped GaSe Radiation Detectors." *Japanese J. Appl. Phys.* **32** 1857-1858

Yao, S. S. and R. R. Alfano. (1983). "Photoluminescence spectra of the layered semiconductor gallium selenide under intense picosecond laser-pulse excitations." *Phys. Rev. B*. **27** 2439-2445

Yoon, C.-S., B.-H. Lee and W.-T. Kim. (1987). "Hole traps in GaSe:Co single

crystals." *Solid State Comm.* **62** 583-586

Yoon, C. S., S. H. Kim and B. H. Lee. (1989). "Optical properties of GaSe single crystals.I. TSC and TSL characteristics." *New Physics* (Korean Physical Society). **29** 532-538

Yoshida, H., S. Nakashima and A. Mitsuishi. (1973). "Phonon Raman spectra by layer compound GaSe." *Physica Status Solidi.* **b 59** 655-666

Yu, K.-S., Y.-S. Kim, S.-H. Choe, H.-G. Kum and C.-D. Kim. (1990). "Photoluminescence spectra of GaSe:Ni crystal." *New Physics* (Korean Physical Society). **30** 415-419

Yudasaka, M. and K. Nakanishi. (1988). "Formation on InSe and GaSe deposited films and their electrical properties." *Thin Solid Films.* **156** 145-152

Zhang, C., H. Li and G. Zhang. (1988). "Investigation of optical nonlinearities in layered semiconductor GaSe." *Chinese Journal of Infrared Research.* **7A** 409-414

Zhang, X.-C., J. T. Darrow, B. B. Hu, D. H. Auston, M. T. Schmidt, P. Tham and E. S. Yang. (1990). "Optically induced electromagnetic radiation from semiconductor surfaces." *Appl. Phys. Lett.* **56** 2228-2230