

AD-A277 958



P07

12

Department of Defense

PRIME CONTRACT AWARDS

by

SERVICE CATEGORY



and

FEDERAL SUPPLY CLASSIFICATION

Fiscal Years 1993, 1992,
1991, and 1990

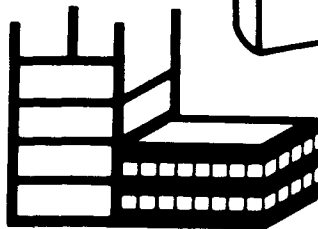


S DTIC
ELECTE
APR 08 1994
F **D**



This document has been approved for public release and sale; its distribution is unlimited.

7488 94-10673



DTIC QUALITY ASSURED 3

PRIME CONTRACT AWARDS BY SERVICE CATEGORY AND FEDERAL SUPPLY CLASSIFICATION

Fiscal Years 1993, 1992, 1991, and 1990

**Department of Defense
Washington Headquarters Services
Directorate for Information
Operations and Reports**

For sale by the Superintendent of Documents, U.S. Government Printing Office, Washington, D.C. 20402
DTIC and NTIS identification number for this publication is DIOR/P07 - 93

FOREWORD

This report is published annually. It presents data on Department of Defense prime contract awards by Service Category and Federal Supply Classification code for the current fiscal year and the three prior fiscal years. Data include statistics on both military functions of the Department of Defense and civil functions of the U.S. Army Corps of Engineers.

Accession For	
NTIS CRA&I	<input checked="" type="checkbox"/>
DTIC TAB	<input type="checkbox"/>
Unannounced	<input type="checkbox"/>
Justification	
By	
Distribution /	
Availability Codes	
Dist	Avail and/or Special
A-1	

TABLE OF CONTENTS

Introduction	1
Data Characteristics	2
Highlights	2
Exhibit A	4
Exhibit B	4
Exhibit C	5
Exhibit D	5
Exhibit E	6
Exhibit F	6
Tables:	
Table 1. Net Value of Prime Contract Awards Over \$25,000 for Research, Development, Test, and Evaluation, by Procurement Program: FYs 1993, 1992, 1991, and 1990	9
Table 2. Net Value of Prime Contract Awards Over \$25,000 for Other Services and Construction, by Service Code and Description: FYs 1993, 1992, 1991, and 1990	13
Table 3. Net Value of Prime Contract Awards Over \$25,000 for Supplies and Equipment, by Federal Supply Classification Code and Description: FYs 1993, 1992, 1991, and 1990	35
Table 4. Net Value of Prime Contract Awards Over \$25,000 by Federal Supply Classification Code and Description, and by DoD Component for FY 1993.	55
List of Abbreviations.	77

INTRODUCTION

This report includes summary data on Department of Defense (DoD) prime contract awards over \$25,000 by Service Category and Federal Supply Classification (FSC) for fiscal years (FYs) 1993, 1992, 1991, and 1990. These are displayed in Tables 1, 2, and 3. Only the current FY data are displayed in Table 4. Awards of \$25,000 or less are covered in Exhibits A and B, which are discussed along with Exhibits C through F in the "HIGHLIGHTS" section of this introduction.

Table 1 - This table covers awards for Research, Development, Test, and Evaluation (RDT&E) services. Data are displayed according to DoD procurement program categories.

Table 2 - Data on awards for Other Services and Construction are provided in Table 2, arrayed according to Federal Procurement Data System (FPDS) codes and descriptions. The FPDS system of codes covers all non-RDT&E services, is comprised of 23 groups and approximately 1500 individual classes. Some of the groups which are shown in Table 2 include Construction of Structures and Facilities, Operation of Government-Owned Facilities, Lease or Rental of Equipment, and Utilities and Housekeeping Services.

Table 3 - This table contains data on awards for Supplies and Equipment, presented according to the appropriate FSC code and description. The FSC system of codes is composed of 78 groups and approximately 700 individual classes. This system was developed primarily for supply management of items known to be in the supply system of the Federal Government. Definitions of the classes appear in the *Cataloging Handbook, Federal Supply Classification, Part 1, "Groups and Classes," H2-1*, which may be purchased from the Superintendent of Documents, U.S. Government Printing Office, Washington, D.C. 20402.

Table 4 - This table shows only current FY data by DoD Component for each of the FSCs displayed by category in Tables 1, 2, and 3 above. DoD Components include the Army, Navy, and Air Force, as well as the Defense Logistics Agency (DLA), Office of the Corps of Engineers (OCE) civil functions, and the Other Defense Agencies (ODAs), such as the Defense Information Systems Agency or the Defense Mapping Agency.

DATA CHARACTERISTICS

The data presented in this report have the following characteristics:

1. Data cover only prime contracts (those awarded directly by the Department of Defense). The large number of subcontracts awarded for basic and intermediate materials and components are not reflected in this report. As an example, most of the steel plating for ships is purchased by defense prime contractors. Only a small portion is purchased directly by DoD (see code 9515). Similarly, a large dollar amount of electronic equipment is purchased by defense contractors who have received prime contracts for missiles and other weapons systems.
2. Terminations and other downward adjustments of contracts are included in the award category to which their dollar amount corresponds. They are considered positive entries when calculating the total number of contract actions but negative entries when calculating total net value. It should be noted that a contract can be terminated years after the original obligation was made, even when there are no actions in between (i.e., FSC code E199, Purchase/Other Miscellaneous Buildings, had a negative funding modification action during FY 1993 on a FY 1982 contract).
3. Detailed information on procurement actions of \$25,000 or less are not included in Tables 1, 2, 3, and 4 of this report. However, in each of the fiscal years since FY 1990, approximately \$14 billion was spent on these small transactions (see Exhibit B, page 4). The exclusion of these procurements (from Tables 1, 2, 3, and 4), therefore, understates the purchase of commercial type items and services and may overemphasize military hard good items, which are normally purchased in large dollar amounts. Due to this exclusion, for example, Subsistence Purchases (FSC Group 89) may be understated.
4. For security reasons, some contracts have been reported with a classification other than the one describing the item purchased. Therefore, data for a number of the Federal Supply Classifications presented may be incomplete.
5. Data categorizing contract awards by Service Category and Federal Supply Classification include awards to all types of contractors. In this respect, the coverage differs from other reports published by WHS/DIOR which provide this type of information only on awards to business firms in the United States.
6. Dollar amounts and percentages in Exhibit A through Exhibit F are computed in dollars even though they are shown in millions and may not add up due to rounding.

HIGHLIGHTS

Total Procurement

Exhibit A shows total prime contract awards categorized by the major types of business. As this exhibit shows, since FY 1992, total prime contract awards increased by \$2,010 million or 1.5 percent; awards to Business Firms decreased by \$1,144 million or 1.0 percent; awards to Educational and Nonprofit Institutions increased by \$6 million or 0.2 percent; awards to Interagency/Foreign Military Sales (FMS) increased by \$3,287 million or 34.3 percent; and awards for Work Outside the United States decreased by \$115 million or 2.0 percent.

Exhibit B shows an increase in the actions over \$25,000 and a decrease in actions of \$25,000 or less since FY 1992. Actions over \$25,000 increased by \$2,275 million or 1.9 percent; the actions of \$25,000 or less decreased by \$265 million or 1.8 percent.

Type of Effort

Exhibit C provides data on awards over \$25,000 by Type of Effort. As shown in this exhibit, in FY 1993, awards for Supplies and Equipment accounted for 49.1 percent of the total. The balance of the awards came from Other Services and Construction, 32.9 percent, and RDT&E work, 18.0 percent.

Awards for Research, Development, Test, and Evaluation (RDT&E) Category

Exhibit D shows FY 1993 and FY 1992 RDT&E comparisons by selected subprograms within the DoD claimant programs. The claimant program, "Aircraft," had the largest dollar increase for FY 1993; the increase in this category was \$1,092 million or 27.1 percent.

Additionally, between FY 1992 and FY 1993 (see page 10, Table 1, Concluded), Research increased by \$181 million or 15.2 percent; Exploratory Development increased by \$44 million or 2.0 percent; Other Development increased by \$276 million or 1.6 percent; and Management and Support increased by \$60 million or 4.3 percent. Each procurement categories' share of the total RDT&E for FY 1993 was distributed as follows: Research accounted for 6.2 percent; Exploratory Development, 9.9 percent; Other Development, 77.4 percent; and Management and Support, 6.6 percent.

Other Service and Construction Category

Exhibit E shows the ten service groups with the greatest dollar change from FY 1992 to FY 1993. The group which increased the most for FY 1993 was Group Z, "Maintenance, Repair, or Alteration of Real Property"; the increase in this group was \$738 million or 21.7 percent. Conversely, Group M, "Operation of Government-Owned Facilities," decreased the most, \$898 million or 29.7 percent.

Federal Supply Classification (FSC) Category

Like Exhibit E, Exhibit F also shows a comparison of the ten FSC groups with the greatest dollar change from FY 1992 to FY 1993. The group which increased the most for FY 1993 was Group 91, "Fuels, Lubricants, Oils, and Waxes"; the increase in this group was \$1,189 million or 31.0 percent. Conversely, Group 23, "Ground Effect Vehicles, Motor Vehicles, Trailers, and Cycles," decreased the most, \$616 million or 9.6 percent.

EXHIBIT A

(Dollars in Millions)

Type of Contractor	FISCAL YEAR			
	1993	1992	1991	1990
TOTAL AWARDS 1/	\$ 138,307	\$ 136,297	\$ 150,855	\$ 144,673
Business Firms for Work in the United States	116,007	117,151	125,878	123,821
Educational and Nonprofit Institutions	3,444	3,438	3,646	3,530
Interagency/FMS	12,864	9,577	11,948	9,964
Work Outside the United States	5,826	5,941	9,178	7,149
	Percent of Total			
TOTAL AWARDS	100.0	100.0	100.0	100.0
Business Firms for Work in the United States	83.9	86.0	83.4	85.6
Educational and Nonprofit Institutions	2.5	2.5	2.4	2.4
Interagency/FMS	9.3	7.0	7.9	6.9
Work Outside the United States	4.2	4.4	6.1	4.9

EXHIBIT B

(Dollars in Millions)

Type of Action	FISCAL YEAR			
	1993	1992	1991	1990
TOTAL AWARDS	\$ 138,307	\$ 136,297	\$ 150,855	\$ 144,673
Actions Over \$25,000	123,713	121,438	136,677	130,758
Actions of \$25,000 or less	14,594	14,859	14,178	13,914
	Percent of Total			
TOTAL AWARDS	100.0	100.0	100.0	100.0
Actions Over \$25,000	89.4	89.1	90.6	90.4
Actions of \$25,000 or less	10.6	10.9	9.4	9.6

1/ Total includes tariff or regulated acquisitions of \$25,000 or less not included elsewhere in this table.

*Prepared By: Washington Headquarters Services
Directorate For Information
Operations and Reports*

EXHIBIT C

(Dollars in Millions)

Type of Effort	FISCAL YEAR			
	1993	1992	1991	1990
TOTAL AWARDS (Over \$25,000)	\$ 123,713	\$ 121,438	\$ 136,677	\$ 130,758
RDT&E	22,292	21,730	20,898	22,319
Other Services and Construction	40,651	39,923	42,251	36,440
Supplies and Equipment	60,770	59,784	73,528	71,999
	Percent of Total			
TOTAL AWARDS (Over \$25,000)	100.0	100.0	100.0	100.0
RDT&E	18.0	17.9	15.3	17.1
Other Services and Construction	32.9	32.9	30.9	27.9
Supplies and Equipment	49.1	49.2	53.8	55.1

EXHIBIT D

(Dollars in Millions)

RDT&E by Claimant Program	FISCAL YEAR		CHANGE	
	1993	1992	Amount	Percent
RDT&E by Program - Total	\$ 22,292	\$ 21,730	\$ 562	2.6
Aircraft	5,114	4,022	1,092	27.1
Missiles & Space Systems	5,871	5,730	141	2.5
Ships	402	523	121-	23.2-
Tanks & Automotive	427	425	2	0.5
Weapons	280	285	5-	1.9-
Ammunition	340	455	115-	25.3-
Electronics and Communications Equipment	3,914	4,265	350-	8.2-
Services	4,724	4,952	228-	4.6-
All Other	1,220	1,073	147	13.7

*Prepared By: Washington Headquarters Services
Directorate For Information
Operations and Reports*

EXHIBIT E

(Dollars in Millions)

C O D E	Service Categories	FISCAL YEAR		CHANGE	
		1993	1992	Amount	Percent
M	Operation of Govt-Owned Facilities	\$ 2,127	\$ 3,026	\$ 898-	29.7-
Z	Maintenance, Repair, or Alteration of Real Property	4,137	3,399	738	21.7
R	Professional, Administrative, and Mgmt Support Services	7,316	6,717	599	8.9
J	Maintenance, Repair & Rebuilding of Equipment	5,694	6,218	523-	8.4-
V	Transportation, Travel, & Relocation Svcs	1,866	2,226	360-	16.2-
H	Quality Control, Testing & Inspection Services	788	473	314	66.4
Y	Construction of Structures & Facilities	4,541	4,831	290-	6.0-
D	Automatic Data Processing & Tele Svcs	2,897	2,645	252	9.5
K	Modification of Equipment	1,294	1,074	220	20.5
B	Special Studies & Analyses - Not R&D	416	257	158	61.6

EXHIBIT F

(Dollars in Millions)

C O D E	FSC Groups	FISCAL YEAR		CHANGE	
		1993	1992	Amount	Percent
19	Ships, Small Craft, Pontoons, and Floating Docks	\$ 5,026	\$ 3,836	\$ 1,189	31.0
91	Fuels, Lubricants, Oils, and Waxes	4,503	3,591	912	25.4
44	Furnace, Steam Plant, Drying Equipment, and Nuclear Reactors	920	277	643	232.0
14	Guided Missiles	5,787	6,403	616-	9.6-
15	Aircraft & Airframe Structural Components	13,112	13,722	611-	4.5-
23	Ground Effect Vehicles, Motor Vehicles, Trailers, & Cycles	2,867	2,299	567	24.7
18	Space Vehicles	303	750	447-	59.6-
58	Communication, Detection, & Coherent Radiation Equipment	5,548	5,147	402	7.8
89	Subsistence	1,826	1,571	255	16.2
28	Engines, Turbines, and Components	2,604	2,852	248-	8.7-

*Prepared By: Washington Headquarters Services
Directorate For Information
Operations and Reports*

TABLE 1

**Net Value of
Prime Contract Awards Over \$25,000
for Research, Development, Test, and
Evaluation, by Procurement Program:
FYs 1993, 1992, 1991, and 1990**

TABLE 1. Research, Development, Test, and Evaluation

(Amounts in Thousands of Dollars)

PROCUREMENT PROGRAM	FISCAL YEAR			
	1993	1992	1991	1990
AIRFRAMES AND RELATED ASSEMBLIES AND SPARES				
Research	1,446	10,178	3,021	195,558
Exploratory Development	27,787	21,409	19,062	21,050
Other Development	3,472,670	2,469,167	1,689,227	3,285,274
Management and Support	55,185	14,142	32,126	25,658
TOTAL	3,557,087	2,514,896	1,743,436	3,136,424
AIRCRAFT ENGINES AND RELATED SPARES AND SPARE PARTS				
Research	5,116	734	123	1,388
Exploratory Development	28,583	22,710	24,533	26,159
Other Development	868,725	656,167	857,643	706,014
Management and Support	6,607	31,752	1,870	3,641
TOTAL	909,031	711,363	883,923	737,202
OTHER AIRCRAFT EQUIPMENT AND SUPPLIES				
Research	6,514	6,705	10,569	3,426
Exploratory Development	30,129	29,777	39,076	34,567
Other Development	600,542	747,562	454,818	440,016
Management and Support	10,753	12,020	11,435	12,645
TOTAL	647,937	796,064	515,898	490,654
TOTAL, AIRCRAFT				
Research	13,076	17,618	13,467	190,744
Exploratory Development	86,499	73,895	82,671	81,776
Other Development	4,941,937	3,872,896	3,001,688	4,431,304
Management and Support	72,544	57,914	45,431	41,944
TOTAL	5,114,056	4,022,323	3,143,257	4,364,280
MISSILE AND SPACE SYSTEMS				
Research	338,715	98,048	94,837	175,309
Exploratory Development	456,389	489,071	709,596	307,682
Other Development	5,010,832	5,064,495	5,759,180	6,290,868
Management and Support	65,349	58,648	85,655	90,859
TOTAL	5,871,285	5,730,263	6,649,268	6,864,718
SHIPS				
Research	12,364	2,485	2,804	1,010
Exploratory Development	19,770	8,935	12,106	10,371
Other Development	365,735	506,693	572,061	489,782
Management and Support	3,732	4,872	1,459	197
TOTAL	401,600	523,035	588,430	501,360
TANK-AUTOMOTIVE				
Research	4,683	973	2,543	9,391
Exploratory Development	44,168	63,056	85,817	37,905
Other Development	369,371	353,594	379,992	313,983
Management and Support	8,689	7,095	8,792	6,482
TOTAL	426,912	424,719	477,144	367,761
WEAPONS				
Research	55,861	27,645	17,443	21,104
Exploratory Development	66,774	64,591	54,102	57,185
Other Development	147,034	133,648	260,253	367,146
Management and Support	10,211	3,536	4,221	4,440
TOTAL	279,940	225,420	336,019	449,875

TABLE 1. Research, Development, Test, and Evaluation

(Concluded)

(Amounts in Thousands of Dollars)

PROCUREMENT PROGRAM	FISCAL YEAR			
	1993	1992	1991	1990
AMMUNITION				
Research	44,757	58,338	47,432	44,613
Exploratory Development	36,156	50,885	62,804	61,459
Other Development	252,614	341,851	321,633	580,422
Management and Support	6,403	3,749	7,607	10,763
TOTAL	339,930	454,822	438,876	697,257
ELECTRONICS AND COMMUNICATION EQUIPMENT				
Research	157,515	146,799	127,278	187,515
Exploratory Development	336,564	368,676	299,493	326,646
Other Development	3,374,080	3,722,544	3,322,908	3,337,498
Management and Support	46,276	26,534	64,325	73,216
TOTAL	3,914,434	4,264,553	3,814,004	3,924,875
SERVICES				
Research	612,930	697,540	618,608	629,002
Exploratory Development	752,838	712,715	689,638	735,155
Other Development	2,181,311	2,353,935	2,222,720	2,260,681
Management and Support	1,176,647	1,187,712	858,819	532,946
TOTAL	4,723,725	4,951,902	4,389,785	4,157,784
ALL OTHER				
Research	136,698	145,807	138,119	116,609
Exploratory Development	404,058	327,564	291,526	195,203
Other Development	608,180	549,065	584,510	625,415
Management and Support	71,160	50,988	47,428	53,774
TOTAL	1,220,096	1,073,424	1,061,583	991,001
TOTAL RDT&E				
Research	1,376,599	1,195,252	1,062,531	993,809
Exploratory Development	2,203,215	2,159,440	2,287,753	1,813,382
Other Development	17,251,153	16,974,722	16,424,345	18,697,099
Management and Support	1,461,011	1,401,048	1,123,737	814,621
TOTAL	22,291,978	21,730,462	20,898,366	22,318,911

TABLE 2

**Net Value of
Prime Contract Awards Over \$25,000
for Other Services and Construction,
by Service Code and Description:
FYs 1993, 1992, 1991, and 1990**

TABLE 2A. Summary of Other Services and Construction

(Amounts in Thousands of Dollars)

C O D E	DESCRIPTION	FISCAL YEAR			
		1993	1992	1991	1990
B	Special Studies & Analyses - Not R&D	415,510	257,100	226,177	188,737
C	Architect & Engineering Services	2,241,706	2,138,972	1,987,870	1,628,995
D	Automatic Data Processing & Tele Services	2,896,630	2,644,742	1,886,180	1,501,762
E	Purchase of Structures and Facilities	28-	573	1,317	135
F	Natural Resources and Conservation Svcs	797,352	653,152	498,793	213,669
G	Social Services	304,289	165,085	149,284	469,490
H	Quality Control, Testing & Inspection Services	787,523	473,307	467,033	411,672
J	Maintenance, Repair, & Rebuilding of Equipment	5,694,285	6,217,512	6,088,229	6,182,103
K	Modification of Equipment	1,294,395	1,074,112	1,212,803	1,218,210
L	Technical Representative Services	825,636	672,595	681,068	629,213
M	Operation of Government-Owned Facilities	2,127,268	3,025,508	2,847,097	2,977,877
N	Installation of Equipment	234,828	309,419	419,128	406,944
P	Salvage Services	68,326	91,604	124,531	152,599
Q	Medical Services	476,669	479,478	448,439	454,241
R	Professional, Admin & Management Support Svcs	7,316,473	6,717,185	6,149,884	6,268,530
S	Utilities & Housekeeping Services	3,447,334	3,374,172	3,439,298	3,311,776
T	Photographic, Mapping, Printing & Publication	102,592	109,572	133,097	121,410
U	Education & Training Services	499,618	523,778	712,321	603,505
V	Transportation, Travel & Relocation Svcs	1,865,742	2,226,158	4,651,886	2,601,268
W	Lease or Rental of Equipment	345,922	368,773	414,773	388,057
X	Lease or Rental of Facilities	231,220	170,491	205,524	199,647
Y	Construction of Structures & Facilities	4,541,062	4,831,363	5,482,975	3,472,688
Z	Maintenance, Repair or Alteration of Real Prop	4,137,145	3,398,813	4,023,494	3,037,504
T O T A L	Other Services and Construction	40,651,496	39,923,462	42,251,201	36,440,032

TABLE 2B. Other Services and Construction

(Amounts in Thousands of Dollars)

C O D E	DESCRIPTION	FISCAL YEAR			
		1993	1992	1991	1990
B	Special Studies & Analyses - Not R&D				
B502	Air Quality Analyses	116-	126	929	573
B503	Archeological/Paleontological Studies	10,652	9,554	7,751	3,776
B504	Chemical/Biological Studies & Analyses	6,069	4,547	3,212	1,837
B505	Cost Benefit Analyses	1,137	1,887	1,393	2,501
B506	Data Analyses (other than scientific)	11,919	6,472	4,564	1,862
B507	Economic Studies	992	577	299	795
B509	Endangered Species Studies - Plant & Animal	6,055	2,120	1,408	1,623
B510	Environmental Studies & Assessments	66,979	36,955	10,372	9,718
B513	Feasibility Studies (non-construction)	2,346	1,298	426	3,223
B516	Animal & Fisheries Studies	250	302	78	50
B517	Geological Studies	86	0	91	626
B518	Geophysical Studies	514	128	0	93
B519	Geotechnical Studies	94	30	233	325
B521	Historical Studies	790	310	629	810
B522	Legal Studies	0	0	0	836
B524	Mathematical/Statistical Analyses	988	1,438	760	68
B525	Natural Resource Studies	99	169	191	0
B526	Oceanological Studies	1,711	2,088	3,107	1,422
B527	Recreation Studies	453	356	60	31
B528	Regulatory Studies	0	0	198	0
B529	Scientific Data Studies	4,554	4,649	1,070	1,563
B530	Seismological Studies	611	4,110	2,262	2,061
B532	Soils Studies	339	543	442	244
B533	Water Quality Studies	987	1,432	2,106	1,377
B534	Wildlife Studies	26	38	523	0
B537	Medical & Health Studies	12,689	6,165	787	830
B538	Intelligence Studies	2,082	17,636	9,388	10,215
B539	Aeronautic/Space Studies	2,453	2,962	975	618
B541	Defense Studies	39,218	4,081	9,878	11,646
B542	Educational Studies & Analyses	62,644	1,887	1,734	1,693
B543	Energy Studies	462	972	468	0
B544	Technology Studies	15,471	3,352	5,406	3,603
B545	Housing & Community Development Studies	1,177	1,403	25	33
B546	Security Studies (Physical & Personal)	512	453	1,436	1,946
B547	Accounting/Financial Management Studies	1,059	516	388	87
B549	Foreign Policy/National Security Policy Studies	11,723	1,649	1,392	167
B550	Organization/Administrative/Personnel Studies	624	838	617	530
B551	Mobilization/Preparedness Studies	1,175	1,823	12,113	870
B552	Manpower Studies	931	1,889	1,678	528
B553	Communications Studies	12,374	5,669	3,738	1,975
B554	Acquisition Policy/Procedures Studies	465	1,095	600	198
B555	Elderly/Handicapped Studies	0	68	0	0
B599	Other Special Studies & Analyses	132,917	125,513	133,450	118,384
TOTAL	Special Studies & Analyses - Not R&D	415,510	257,100	226,177	188,737
C	Architect & Engineering Services				
C111	Administrative & Service Buildings	47,887	22,530	46,061	21,181
C112	Airfield, Communication & Missile Facilities	30,697	19,066	15,825	10,516
C113	Educational Buildings	11,704	3,557	4,789	9,426
C114	Hospital Buildings	15,554	10,885	27,999	15,266
C115	Industrial Buildings	11,916	11,063	9,337	8,223
C116	Residential Buildings	21,419	12,261	6,840	18,467
C117	Warehouse Buildings	4,825	1,930	5,878	7,692
C118	Research & Development Facilities	3,436	3,936	2,779	1,730
C119	Other Buildings	52,575	48,197	53,718	49,047
C11	Building & Facility Structures	200,015	133,424	173,226	141,548
C121	Conservation & Development	10,226	3,200	6,785	1,570
C122	Highways, Roads, Streets, & Bridges	6,436	3,067	3,777	2,250
C123	Electric Power Generation (EPG)	1,493	1,805-	4,607	3,724
C124	Utilities	13,121	4,900	7,783	8,884
C129	Other Non-Building Structures	21,665	18,270	23,468	21,423
C130	Restoration	34,429	14,497	4,897	3,250
C12	Non-Building Structures	87,369	42,129	51,317	41,101
C1	Architect & Engineering Services - Construction	287,384	175,553	224,543	182,649
C211	Architect-Engineering Services (non-construction)	617,570	472,790	334,126	242,271

TABLE 2B. Other Services and Construction

(Continued)

(Amounts in Thousands of Dollars)

C O D E	DESCRIPTION	FISCAL YEAR			
		1993	1992	1991	1990
	Architect & Engineering Services (CONT)				
C212	Engineering Drafting Services	5,957	22,324	35,464	13,716
C213	R&E Inspection Services (Non-construction)	2,947	2,795	4,298	5,067
C214	R&E Management Engineering Services	57,084	143,938	134,540	137,067
C215	R&E Production Engineering Services	18,330	69,275	142,174	96,233
C216	Marine Architect & Engineering Services	335,578	451,042	455,490	466,776
C219	Other Architect & Engineering Services	916,855	801,255	657,235	485,216
C2	Architect & Engineering Services - General	1,954,322	1,963,419	1,763,327	1,446,346
TOTAL	Architect & Engineering Services	2,241,706	2,138,972	1,987,870	1,628,995
D	Automatic Data Processing & Tele Services				
D301	ADP Facility Operation & Maintenance Services	229,853	170,112	221,371	148,089
D302	ADP Systems Development Services	228,852	214,000	288,098	313,240
D303	ADP Data Entry Services	6,346	7,360	7,201	10,125
D304	ADP Telecommunications & Transmission Services	16,773	5,647	4,627	52,728
D305	ADP Teleprocessing & Timesharing Services	46,528	11,974	12,865	35,422
D306	ADP Systems Analysis Services	53,816	40,091	25,704	31,833
D307	Automated Info System Design & Integration Svcs	506,958	437,736	264,416	200,498
D308	Programming Services	24,529	21,997	16,771	12,086
D309	Info & Data Broadcasting or Data Distribution Svcs	414-	1,335	0	1,444
D310	ADP Backup & Security Services	2,363	3,278	3,541	3,746
D311	ADP Data Conversion Services	17,516	13,467	9,398	6,174
D312	ADP Optical Scanning Services	22,818	17,165	7,917	2,254
D313	Computer Aided Design/Computer Aided Mfg Services	48,700	24,350	10,109	504
D314	ADP System Acquisition Support Services	107,764	65,769	62,871	63,800
D315	Digitizing Services	16,347	22,269	1,689	43
D316	Telecommunication Network Management Services	9,134	6,988	3,441	5,286
D317	Automated News Svcs, Data Svcs, or Other Info Svcs	751	1,769	4,427	4,693
D399	Other ADP & Telecommunication Services	1,557,995	1,579,435	941,734	609,797
TOTAL	Automatic Data Processing & Tele Services	2,896,630	2,644,742	1,886,180	1,501,762
E	Purchase of Structures and Facilities				
E111	Purchase/Office Buildings	372	267	1,032	0
E119	Purchase/Other Administrative & Service Buildings	0	60	0	0
E11	Administrative Facilities & Service Buildings	372	327	1,032	0
E159	Purchase/Other Industrial Buildings	0	0	0	66
E15	Industrial Buildings	0	0	0	66
E169	Purchase/Other Residential Buildings	0	0	0	69
E16	Residential Buildings	0	0	0	69
E174	Purchase/Open Storage Facilities	0	246	35	0
E17	Warehouse Buildings	0	246	35	0
E191	Purchase/Museums & Exhibition Buildings	0	0	35	0
E199	Purchase/Other Miscellaneous Buildings	400-	0	0	0
E19	Other Buildings	400-	0	35	0
E1	Construction of Structures & Facilities	28-	573	1,102	135
E219	Purchase/Other Conservation & Dev Facilities	0	0	131	0
E21	Conservation & Development Facilities	0	0	131	0
E299	Purchase/All Other Non-Building Facilities	0	0	84	0
E29	Other Non-Building Facilities	0	0	84	0
E2	Non-Building Structures	0	0	215	0

TABLE 2B. Other Services and Construction

(Continued)

(Amounts in Thousands of Dollars)

C O D E	DESCRIPTION	FISCAL YEAR			
		1993	1992	1991	1990
	Purchase of Structures and Facilities (CONT)				
TOTAL	Purchase of Structures and Facilities	28-	573	1,317	135
F	Natural Resources and Conservation Svcs				
F001	Aerial Fertilization/Spraying	0	0	233	86
F002	Aerial Seeding	129	92	0	158
F003	Forest/Range Fire Suppression/Presuppression	823	903	980	63
F005	Forest Tree Planting	188	28	815	106
F006	Land Treatment Practices (plowing/clearing, etc.)	417	657	400	2,985
F007	Range Seeding Services (ground equipment)	288	0	0	0
F008	Recreation Site Maintenance Svcs (non-const)	253	293	292	72
F009	Seed Collection/Production	0	0	0	34
F010	Seedling Production/Transplanting	124	714	688	5,523
F012	Survey Line Clearing	0	0	0	105
F014	Tree Thinning	95	75	415	185
F015	Well Drilling/Exploratory	4,872	3,671	1,155	945
F018	Other Range/Forest Improvements Svcs (non-const)	39-	77	35	177
F019	Other Wildlife Management	626	873	4,564	5,163
F020	Fisheries Resources Management	0	0	67	30
F021	Site Preparation	97	0	31	37
F099	Other Natural Resources & Conservation Services	37,977	30,414	19,810	23,246
F0	Natural Resources & Conservation Services	45,851	37,799	29,485	38,915
F101	Air Quality Support Services	4,818	4,995	572	1,054
F102	Surveys & Technical Support Rel to Air Pollution	268	405	0	0
F103	Water Quality Support Services	1,593	4,209	3,328	0
F104	Surveys & Technical Support Rel to Water Pollution	11,161	1,212	355	29
F105	Pesticides Support Services	425	455	270	517
F106	Toxic Substances Support Services	71	258	61	171
F107	Hazardous Substance Analysis	202,352	138,118	111,045	23,399
F108	Hazardous Substance Removal/Cleanup/Disposal Svcs	207,669	210,618	175,846	98,724
F109	Leaking Underground Storage Tank Support Services	11,527	10,182	8,582	3,684
F110	Dev of Environ Impact Statements & Assessments	9,824	7,616	2,227	3,737
F111	Surveys&Technical Support for Multiple Pollutants	58,307	7,221	267	708-
F112	Oil Spill Cleanup, Removal, Disposal & Support	2,274	775	398	310
F999	Other Environ Svcs, Studies, & Analytical Support	241,212	229,289	166,357	43,837
F1	Environmental Systems Protection	751,501	615,353	469,308	174,754
TOTAL	Natural Resources and Conservation Svcs	797,352	653,152	498,793	213,669
G	Social Services				
G001	Care of Remains and/or Funeral Services	154	0	206	71
G002	Chaplain Services	412	343	203	380
G003	Recreational Services	1,424	1,310	1,085	681
G004	Rehabilitation Services	346	599	681	674
G007	Government Health Insurance Programs	290,281	152,322	137,441	461,023
G009	Non-Government Insurance Programs	268	314	265	204
G099	Other Social Services	11,403	10,197	9,403	6,457
TOTAL	Social Services	304,289	165,085	149,284	469,490
H	Quality Control, Testing & Inspection Services				
H110	Quality Control Svcs/Weapons	926	820	658	2,050
H112	Quality Control Svcs/Fire Control Equipment	497	988	144	716
H114	Quality Control Svcs/Guided Missiles	164,289	83,006	37,667	157,317
H115	Quality Control Svcs/Aircraft Structural Comps	0	176	61	1,103
H116	Quality Control Svcs/Aircraft Comps & Accys	0	0	0	1,307
H118	Quality Control Svcs/Space Vehicles	78,573	88,184	109,401	25,748
H119	Quality Control Svcs/Ships-Sml Craft-Docks	12,375	8,133	2,582	13,610
H120	Quality Control Svcs/Ship & Marine Equipment	50	3,790	4,885	5,780
H136	Quality Control Svcs/Special Industr, Machinery	0	26	0	0
H144	Quality Control Svcs/Furnace-Steam Plant-Nucl Reac	94	220	77	59
H146	Quality Control Svcs/Water Purification Equipment	49	121	51	0
H149	Quality Control Svcs/Maintenance & Repair Shop Eq	0	179	0	0
H158	Quality Control Svcs/Communication Equipment	3,526	5,675	1,899	3,832

TABLE 2B. Other Services and Construction

(Continued)

(Amounts in Thousands of Dollars)

C O D E	DESCRIPTION	FISCAL YEAR			
		1993	1992	1991	1990
Quality Control, Testing & Inspection Services (CONT)					
H159	Quality Control Svcs/Electrical & Elct Equip Comps	12,822	8,996	7,994	6,730
H161	Quality Control Svcs/Power Distribution Equipment	0	30	26	0
H162	Quality Control Svcs/Lighting Fixtures & Lamps	39	0	0	0
H163	Quality Control Svcs/Alarm & Signal Systems	59	56	59	92
H166	Quality Control Svcs/Instruments & Lab Equipment	0	563	326	4,172
H170	Quality Control Svcs/ADP Equip & Supplies	0	0	879	5,841
H172	Quality Control Svcs/Household Furnishings	119	0	0	0
H173	Quality Control Svcs/Food Prep & Serving Equip	625-	1,876-	314	32
H180	Quality Control Svcs/Brushes-Paints-Sealers	0	0	0	36
H191	Quality Control Svcs/Fuels-Lubricants-Oils	110	0	255	0
H199	Quality Control Svcs/Miscellaneous Equipment	44,140	2,795	5,282	3,254
H1	Quality Control Services	317,044	201,880	172,560	231,679
H210	Equip & Mats Testing/Weapons	3,339	3,696	8,232	3,782
H212	Equip & Mats Testing/Fire Control Equipment	2,590	1,317	3,268	2,238
H213	Equip & Mats Testing/Ammo & Explosives	3,627	7,688	1,365	1,313
H214	Equip & Mats Testing/Guided Missiles	15,964	15,860	21,328	18,909
H215	Equip & Mats Testing/Aircraft Structural Comps	141,790	68,210	44,781	20,077
H216	Equip & Mats Testing/Aircraft Comps & Accys	7,610	4,058	32,074	6,776
H217	Equip & Mats Testing/Aircraft Gnd Handling Equip	0	0	111	0
H219	Equip & Mats Testing/Ships-Sml Craft-Docks	0	1,114	641	1,190
H220	Equip & Mats Testing/Ship & Marine Equipment	104	561	417	714
H226	Equip & Mats Testing/Tires & Tubes	152	69	78	124
H228	Equip & Mats Testing/Engines, Turbines & Comps	94	4,160	268	1,739
H230	Equip & Mats Testing/Mech Power Trans Equipment	163	0	0	1,798
H232	Equip & Mats Testing/Woodworking Machinery Equip	0	0	0	86
H236	Equip & Mats Testing/Special Industry Machinery	0	0	89	0
H238	Equip & Mats Testing/Construction Equipment	129	0	0	0
H240	Equip & Mats Testing/Rope, Cable, Chain & Fittings	0	0	0	59
H242	Equip & Mats Testing/Fire, Rescue & Safety Equip	2,166	1,589	2,262	2,101
H243	Equip & Mats Testing/Pumps & Compressors	153	0	0	0
H245	Equip & Mats Testing/Plumbing & Heating Equipment	0	0	25-	0
H246	Equip & Mats Testing/Water Purification Equipment	0	0	0	26
H247	Equip & Mats Testing/Pipe-Tubing-Hose-Fittings	0	81	76	0
H248	Equip & Mats Testing/Valves	0	53	0	0
H249	Equip & Mats Testing/Maintenance & Repair Ship Eq	56	0	0	0
H252	Equip & Mats Testing/Measuring Tools	1	144	299	299
H253	Equip & Mats Testing/Hardware & Abrasives	63	0	0	0
H254	Equip & Mats Testing/Prefab Structures	45	681	300	99
H258	Equip & Mats Testing/Communication Equipment	36,062	66,456	83,226	34,515
H259	Equip & Mats Testing/Electrical & Elct Equip Comps	156,530	6,725	5,484	14,554
H261	Equip & Mats Testing/Power Distribution Equipment	65	0	0	0
H263	Equip & Mats Testing/Alarm & Signal Systems	0	168	85	74
H265	Equip & Mats Testing/Medical & Dental Equipment	27	0	0	0
H266	Equip & Mats Testing/Instruments & Lab Equipment	3,338	2,778	0	108
H268	Equip & Mats Testing/Chemical Products	0	0	0	29
H269	Equip & Mats Testing/Training Aids & Devices	0	65	0	0
H270	Equip & Mats Testing/ADP Equip & Supplies	2,799	2,576	2,532	2,297
H284	Equip & Mats Testing/Clothing - Individual	0	0	0	32
H291	Equip & Mats Testing/Fuels-Lubricants-Oils	180	715	292	84
H299	Equip & Mats Testing/Miscellaneous Equipment	541	101	302	1,722
H2	Equipment & Materials Testing	377,589	188,863	207,485	114,745
H310	Inspection Services/Weapons	0	0	2,306	126
H312	Inspection Services/Fire Control Equipment	0	69	0	71
H314	Inspection Services/Guided Missiles	0	0	0	98
H316	Inspection Services/Aircraft Comps & Accys	29	0	0	0
H319	Inspection Services/Ships-Sml Craft-Docks	71	0	0	0
H320	Inspection Services/Ship & Marine Equipment	0	120	0	0
H322	Inspection Services/Railway Equipment	0	0	54	49
H323	Inspection Services/Vehicles-Trailers-Cycles	0	2,845	2,825	1,597
H342	Inspection Services/Fire, Rescue & Safety Equip	0	0	47	52
H344	Inspection Services/Furnace-Stream Plant-Nucl Reac	629	262	614	422
H345	Inspection Services/Plumbing & Heating Equipment	0	0	0	37
H348	Inspection Services/Valves	0	40	0	0
H354	Inspection Services/Prefab Structures	89	0	25	0
H358	Inspection Services/Communication Equipment	4,171	7,283	7,785	6,794
H359	Inspection Services/Electrical & Elct Equip Comps	0	0	465	0
H361	Inspection Services/Power Distribution Equipment	49	0	0	0
H369	Inspection Services/Training Aids & Devices	0	0	0	231
H370	Inspection Services/ADP Equip & Supplies	0	37	83	0
H391	Inspection Services/Fuels-Lubricants-Oils	124	93	221	0

TABLE 2B. Other Services and Construction

(Continued)

(Amounts in Thousands of Dollars)

C O D E	DESCRIPTION	FISCAL YEAR			
		1993	1992	1991	1990
Quality Control, Testing & Inspection Services (CONT)					
H399	Inspection Services/Miscellaneous Equipment	270	2,118	1,619	2,045
H3	Inspection Services	5,433	12,868	16,044	11,522
H910	Other Quality Cntl Svcs/Weapons	0	0	0	27
H913	Other Quality Cntl Svcs/Ammo & Explosives	0	115	0	0
H915	Other Quality Cntl Svcs/Aircraft Structural Comps	3,757	0	0	0
H916	Other Quality Cntl Svcs/Aircraft Comps & Accys	50	0	0	0
H920	Other Quality Cntl Svcs/Ship & Marine Equipment	387	0	0	31
H923	Other Quality Cntl Svcs/Vehicles-Trailers-Cycles	0	0	0	43
H926	Other Quality Cntl Svcs/Tires & Tubes	0	30	0	0
H929	Other Quality Cntl Svcs/Engines, Turbines & Comps	782	0	0	0
H941	Other Quality Cntl Svcs/Refrigeration, AC Equip	57	53	65	0
H959	Other Quality Cntl Svcs/Electrical & Elct Eq Comps	5,721	616	0	0
H961	Other Quality Cntl Svcs/Power Distribution Equip	50	0	0	0
H966	Other Quality Cntl Svcs/Instruments & Lab Equip	0	204	0	0
H970	Other Quality Cntl Svcs/ADP Equip & Supplies	0	836	0	0
H999	Other Quality Cntl, Testing & Inspection Services	76,653	67,842	70,879	53,625
H9	Other Quality Control, Testing & Inspection Svcs	87,458	69,695	70,944	53,726
TOTAL	Quality Control, Testing & Inspection Services	787,523	473,307	467,033	411,672
J Maintenance, Repair, & Rebuilding of Equipment					
J010	Maint & Repair of Eq/Weapons	23,663	42,458	32,166	19,018
J011	Maint & Repair of Eq/Nuclear Ordnance	404	697	611	1,030
J012	Maint & Repair of Eq/Fire Control Equipment	69,732	39,718	14,286	63,752
J013	Maint & Repair of Eq/Ammo & Explosives	748	581	982	1,635
J014	Maint & Repair of Eq/Guided Missiles	181,394	301,017	763,615	163,106
J015	Maint & Repair of Eq/Aircraft Structural Comps	1,188,356	1,531,061	1,713,346	1,049,964
J016	Maint & Repair of Eq/Aircraft Comps & Accys	211,214	287,906	159,567	131,134
J017	Maint & Repair of Eq/Aircraft Gnd Handling Equip	28,754	25,072	53,983	26,963
J018	Maint & Repair of Eq/Space Vehicles	31	1,053	3,790	1,746
J019	Maint & Repair of Eq/Ships-Sml Craft-Docks	197,237	266,968	218,219	1,791,789
J020	Maint & Repair of Eq/Ship & Marine Equipment	28,298	46,097	49,765	49,904
J022	Maint & Repair of Eq/Railway Equipment	1,839	2,817	6,174	2,963
J023	Maint & Repair of Eq/Vehicles-Trailers-Cycles	90,275	168,818	59,513	35,650
J024	Maint & Repair of Eq/Tractors	2,834	1,013	2,900	1,994
J025	Maint & Repair of Eq/Vehicular Equipment Comps	6,500	5,778	1,506	2,808
J026	Maint & Repair of Eq/Tires & Tubes	301	525	919	780
J028	Maint & Repair of Eq/Engines, Turbines & Comps	122,410	96,876	167,899	127,473
J029	Maint & Repair of Eq/Engine Accessories	15,358	18,611	10,172	5,290
J030	Maint & Repair of Eq/Mech Power Trans Equipment	1,135	534	1,988	739
J031	Maint & Repair of Eq/Bearings	20	361	1,106	222
J032	Maint & Repair of Eq/Woodworking Machinery Equip	0	0	0	65
J034	Maint & Repair of Eq/Metalworking Machinery	7,160	8,957	11,322	14,863
J035	Maint & Repair of Eq/Service & Trade Equipment	1,064	755	1,638	657
J036	Maint & Repair of Eq/Special Industry Machinery	25,952	33,944	39,376	43,969
J037	Maint & Repair of Eq/Agricultural Machinery & Eq	182	6	0	494
J038	Maint & Repair of Eq/Construction Equipment	1,508	5,586	494	2,233
J039	Maint & Repair of Eq/Materials Handling Equipment	10,588	8,478	7,461	4,510
J040	Maint & Repair of Eq/Rope, Cable, Chain & Fittings	382	995	257	123
J041	Maint & Repair of Eq/Refrigeration, Air Cond Equip	33,877	22,847	16,281	11,980
J042	Maint & Repair of Eq/Fire, Rescue & Safety Equip	2,577	1,603	1,875	440
J043	Maint & Repair of Eq/Pumps & Compressors	3,039	1,819	3,341	1,806
J044	Maint & Repair of Eq/Furnace-Steam Plant-Nucl Reac	1,840	361	1,312	1,532
J045	Maint & Repair of Eq/Plumbing & Heating Equipment	2,604	6,382	6,850	2,257
J046	Maint & Repair of Eq/Water Purification Equipment	2,374	1,056	892	2,024
J047	Maint & Repair of Eq/Pipe-Tubing-Hose-Fittings	274	590	1,183	321
J048	Maint & Repair of Eq/Valves	917	962	116	599
J049	Maint & Repair of Eq/Maintenance & Repair Shop Eq	59,595	61,775	33,682	18,049
J051	Maint & Repair of Eq/Hand Tools	412	458	44	37
J052	Maint & Repair of Eq/Measuring Tools	1,372	630	100	31
J053	Maint & Repair of Eq/Hardware & Abrasives	127	142	41	292
J054	Maint & Repair of Eq/Prefab Structures	306	367	188	112
J055	Maint & Repair of Eq/Lumber & Millwork	507	93	406	0
J056	Maint & Repair of Eq/Construction Materials	1,342	2,766	355	811
J058	Maint & Repair of Eq/Communication Equipment	311,196	231,199	306,418	251,076
J059	Maint & Repair of Eq/Electrical & Elct Equip Comps	119,519	111,712	74,168	136,087
J060	Maint & Repair of Eq/Fiber Optic Mats & Comps	118	53	8,364	290
J061	Maint & Repair of Eq/Power Distribution Equipment	2,213	3,060	4,254	3,940

TABLE 2B. Other Services and Construction

(Continued)

(Amounts in Thousands of Dollars)

C O D E	DESCRIPTION	FISCAL YEAR			
		1993	1992	1991	1990
Maintenance, Repair, & Rebuilding of Equipment (CONT)					
J062	Maint & Repair of Eq/Lighting Fixtures & Lamps	264	637	33	82
J063	Maint & Repair of Eq/Alarm & Signal Systems	3,940	3,441	2,881	3,354
J065	Maint & Repair of Eq/Medical & Dental Equipment	27,128	27,522	20,543	16,942
J066	Maint & Repair of Eq/Instruments & Lab Equipment	66,756	60,226	64,760	73,830
J067	Maint & Repair of Eq/Photographic Equipment	3,366	3,268	3,733	3,344
J068	Maint & Repair of Eq/Chemical Products	662	514	686	245
J069	Maint & Repair of Eq/Training Aids & Devices	227,049	185,846	109,791	103,756
J070	Maint & Repair of Eq/ADP Equip & Supplies	607,106	621,548	657,475	593,418
J071	Maint & Repair of Eq/Furniture	2,529	2,394	1,844	3,820
J072	Maint & Repair of Eq/Household Furnishings	22,984	28,788	22,102	9,618
J073	Maint & Repair of Eq/Food Prep & Serving Equip	1,025	1,849	708	10,085
J074	Maint & Repair of Eq/Office Machines	13,450	17,571	21,343	22,506
J075	Maint & Repair of Eq/Office Supplies & Devices	441	671	1,202	1,180
J076	Maint & Repair of Eq/Books-Maps-Pubs	32	576	710	388
J077	Maint & Repair of Eq/Musical Instruments-Radio	275	53	182	526
J078	Maint & Repair of Eq/Recreational Equipment	137	113	42	0
J079	Maint & Repair of Eq/Cleaning Equipment	349	242	2,207	468
J080	Maint & Repair of Eq/Brushes-Paints-Sealers	2,750	1,440	590	426
J081	Maint & Repair of Eq/Containers-Packaging	2,228	1,396	936	700
J083	Maint & Repair of Eq/Textiles-Leather-Furs	653	1,531	1,369	1,557
J084	Maint & Repair of Eq/Clothing - Individual	43	220	189	54
J085	Maint & Repair of Eq/Toiletries	338	42	2,495	0
J087	Maint & Repair of Eq/Agricultural Supplies	52	0	0	0
J088	Maint & Repair of Eq/Live Animals	0	97	29	0
J089	Maint & Repair of Eq/Subsistence	0	0	0	64
J091	Maint & Repair of Eq/Fuels-Lubricants-Oils	886	116	762	426
J093	Maint & Repair of Eq/Nonmetallic Fabricated Mats	398	894	278	335
J094	Maint & Repair of Eq/Nonmetallic Crude Materials	0	0	45	1,536
J095	Maint & Repair of Eq/Metal Bars & Sheets	9,720	8,095	4,649	502
J099	Maint & Repair of Eq/Miscellaneous Equipment	1,099,613	537,377	592,448	741,980
J0	Maintenance, Repair, & Rebuilding of Equipment	4,853,511	4,851,026	5,148,621	5,567,700
J998	Non-nuclear Ship Repair (East)	566,877	938,198	583,288	366,167
J999	Non-nuclear Ship Repair (West)	273,897	428,288	356,320	248,236
TOTAL	Maintenance, Repair, & Rebuilding of Equipment	5,694,285	6,217,512	6,088,229	6,182,103
K Modification of Equipment					
K010	Modification of Eq/Weapons	10,318	882	1,106	1,214
K011	Modification of Eq/Nuclear Ordnance	0	0	0	205
K012	Modification of Eq/Fire Control Equipment	6,829	9,512	4,905	8,041
K013	Modification of Eq/Ammo & Explosives	857	2,536	0	0
K014	Modification of Eq/Guided Missiles	109,604	138,185	82,356	123,100
K015	Modification of Eq/Aircraft Structural Comps	436,677	323,575	548,999	570,474
K016	Modification of Eq/Aircraft Comps & Accys	114,797	11,060	17,907	19,139
K017	Modification of Eq/Aircraft Gnd Handling Equip	7,043	667	3,099	4,667
K018	Modification of Eq/Space Vehicles	0	0	14	0
K019	Modification of Eq/Ships-Sml Craft-Docks	60	480	25,554	45,685
K020	Modification of Eq/Ship & Marine Equipment	236	1,797	17,457	442
K023	Modification of Eq/Vehicles-Trailers-Cycles	86	29	133	67
K024	Modification of Eq/Tractors	506	0	0	0
K025	Modification of Eq/Vehicular Equipment Comps	0	0	597	0
K028	Modification of Eq/Engines, Turbines & Comps	22,162	6,766	9,085	14,663
K029	Modification of Eq/Engine Accessories	3,853	1,167	1,597	9,714
K030	Modification of Eq/Mech Power Trans Equipment	65	0	0	0
K034	Modification of Eq/Metalworking Machinery	0	64	26	0
K035	Modification of Eq/Service & Trade Equipment	0	27	0	0
K036	Modification of Eq/Special Industry Machinery	0	46	372	0
K038	Modification of Eq/Construction Equipment	117	127	0	52
K039	Modification of Eq/Materials Handling Equipment	0	499	2,547	3,541
K040	Modification of Eq/Rope, Cable, Chain & Fittings	0	592	0	0
K041	Modification of Eq/Refrigeration, Air Cond Equip	172	0	0	0
K042	Modification of Eq/Fire, Rescue & Safety Equip	0	0	56	0
K043	Modification of Eq/Pumps & Compressors	112	0	60	132
K045	Modification of Eq/Plumbing & Heating Equipment	0	98	0	0
K047	Modification of Eq/Pipe-Tubing-Hose-Fittings	244	0	0	0
K048	Modification of Eq/Valves	383	489	796	914
K049	Modification of Eq/Maintenance & Repair Shop Eq	1,012	987	76	54
K053	Modification of Eq/Hardware & Abrasives	34	0	0	0
K054	Modification of Eq/Prefab Structures	48	30	51	0
K056	Modification of Eq/Construction Materials	1,097	88	326	0

TABLE 2B. Other Services and Construction

(Continued)

(Amounts in Thousands of Dollars)

C O D E	DESCRIPTION	FISCAL YEAR			
		1993	1992	1991	1990
Modification of Equipment (CONT)					
K058	Modification of Eq/Communication Equipment	292,254	241,680	144,664	141,040
K059	Modification of Eq/Electrical & Elct Equip Comps	36,956	39,120	56,115	55,170
K061	Modification of Eq/Power Distribution Equipment	263	399	0	40
K063	Modification of Eq/Alarm & Signal Systems	0	50	0	0
K066	Modification of Eq/Instruments & Lab Equipment	5,103	1,663	3,093	3,225
K067	Modification of Eq/Photographic Equipment	0	0	166	282
K068	Modification of Eq/Chemical Products	34	166	0	0
K069	Modification of Eq/Training Aids & Devices	80,833	95,966	66,669	51,971
K070	Modification of Eq/ADP Equip & Supplies	21,481	40,104	149,985	109,843
K071	Modification of Eq/Furniture	0	91	50	0
K072	Modification of Eq/Household Furnishings	0	41	0	0
K074	Modification of Eq/Office Machines	0	28	0	0
K076	Modification of Eq/Books-Maps-Pubs	2,464	0	0	0
K080	Modification of Eq/Brushes-Paints-Sealers	0	31	0	0
K081	Modification of Eq/Containers-Packaging	107	0	0	0
K084	Modification of Eq/Clothing - Individual	0	0	164	0
K085	Modification of Eq/Toiletries	0	51	0	0
K093	Modification of Eq/Nonmetallic Fabricated Mats	923	73	0	500
K099	Modification of Eq/Miscellaneous Equipment	138,674	158,597	74,918	54,445
TOTAL	Modification of Equipment	1,294,395	1,074,112	1,212,803	1,218,210
L Technical Representative Services					
L010	Tech Rep Svcs/Weapons	0	423	1,824	1,394
L011	Tech Rep Svcs/Nuclear Ordnance	275	8	437	422
L012	Tech Rep Svcs/Fire Control Equipment	1,279	2,217	1,881	29,458
L013	Tech Rep Svcs/Armo & Explosives	211	195	0	84
L014	Tech Rep Svcs/Guided Missiles	291,048	152,832	201,783	218,197
L015	Tech Rep Svcs/Aircraft Structural Comps	61,749	56,849	79,490	54,981
L016	Tech Rep Svcs/Aircraft Comps & Accys	45,499	44,372	72,077	51,554
L017	Tech Rep Svcs/Aircraft Gnd Handling Equip	3,205	2,731	2,523	35
L018	Tech Rep Svcs/Space Vehicles	45,708	48,306	34,998	74,646
L019	Tech Rep Svcs/Ships-Sml Craft-Docks	112,175	103,026	60,940	29,261
L020	Tech Rep Svcs/Ship & Marine Equipment	7,293	7,434	8,411	9,179
L024	Tech Rep Svcs/Tractors	0	385	430	0
L025	Tech Rep Svcs/Vehicular Equipment Comps	297-	157-	350	0
L026	Tech Rep Svcs/Tires & Tubes	0	77	0	132
L028	Tech Rep Svcs/Engines, Turbines & Comps	1,411	8,557	6,624	8,413
L029	Tech Rep Svcs/Engine Accessories	370	536	346	455
L030	Tech Rep Svcs/Mech Power Trans Equipment	32	1,012	261	0
L031	Tech Rep Svcs/Bearings	44	0	0	222
L035	Tech Rep Svcs/Service & Trade Equipment	219	0	0	0
L036	Tech Rep Svcs/Special Industry Machinery	68	0	0	0
L038	Tech Rep Svcs/Construction Equipment	0	213	0	0
L039	Tech Rep Svcs/Materials Handling Equipment	233	0	0	0
L041	Tech Rep Svcs/Refrigeration, Air Cond Equip	0	76	173	0
L043	Tech Rep Svcs/Pumps & Compressors	39	65	36	203
L044	Tech Rep Svcs/Furnace-Steam Plant-Nucl Reac	0	33	0	0
L045	Tech Rep Svcs/Plumbing & Heating Equipment	202	326	0	97
L046	Tech Rep Svcs/Water Purification Equipment	0	0	0	26-
L047	Tech Rep Svcs/Pipe-Tubing-Hose-Fittings	26	0	0	0
L048	Tech Rep Svcs/Valves	200-	231	0	66
L049	Tech Rep Svcs/Maintenance & Repair Shop Eq	155	0	403	254
L053	Tech Rep Svcs/Hardware & Abrasives	0	0	0	320
L056	Tech Rep Svcs/Construction Materials	0	0	0	26
L058	Tech Rep Svcs/Communication Equipment	88,247	78,528	47,319	32,525
L059	Tech Rep Svcs/Electrical & Elct Equip Comps	3,642	7,950	8,849	8,123
L060	Tech Rep Svcs/Fiber Optic Mats & Comps	0	26	303	671-
L061	Tech Rep Svcs/Power Distribution Equipment	0	0	341	30
L063	Tech Rep Svcs/Alarm & Signal Systems	136	0	0	0
L065	Tech Rep Svcs/Medical & Dental Equipment	35	111	108	0
L066	Tech Rep Svcs/Instruments & Lab Equipment	4,028	26	184	2,123
L067	Tech Rep Svcs/Photographic Equipment	0	653	0	98
L068	Tech Rep Svcs/Chemical Products	349	0	0	1,938-
L069	Tech Rep Svcs/Training Aids & Devices	1,457	7,001	8,184	1,937
L070	Tech Rep Svcs/ADP Equip & Supplies	13,856	28,633	22,909	13,006
L071	Tech Rep Svcs/Furniture	0	38	0	32
L074	Tech Rep Svcs/Office Machines	98	82	0	0
L076	Tech Rep Svcs/Books-Maps-Pubs	42	0	36	0
L077	Tech Rep Svcs/Musical Instruments-Radio	0	0	0	1,618
L078	Tech Rep Svcs/Recreational Equipment	32	0	0	0
L085	Tech Rep Svcs/Toiletries	4,764	2,892	223	0

TABLE 2B. Other Services and Construction

(Continued)

(Amounts in Thousands of Dollars)

C O D E	DESCRIPTION	FISCAL YEAR			
		1993	1992	1991	1990
Technical Representative Services (CONT)					
L099	Tech Rep Svcs/Miscellaneous Equipment	138,208	116,906	119,625	92,958
TOTAL	Technical Representative Services	825,636	672,595	681,068	629,213
M Operation of Government-Owned Facilities					
M111	Operation/Office Buildings	983	5,163	7,371	17,764
M112	Operation/Conference Space & Facilities	0	100	0	0
M119	Operation/Other Administrative & Service Buildings	147,866	457,493	500,583	482,984
M11	Administrative Facilities & Service Buildings	148,869	462,756	507,954	500,748
M121	Operation/Air Traffic Control Towers	3,712	3,485	721	3,172
M123	Operation/Radar & Navigational Facilities	134,747	139,901	145,024	143,712
M124	Operation/Airport Runways	823	692	1,064	49
M125	Operation/Airport Terminals	29,956	37,391	25,307	5,822
M126	Operation/Missile System Facilities	4,931	6,629	5,848	8,486
M127	Operation/Electronic & Communication Facilities	334,374	427,492	381,967	300,476
M129	Operation/Other Airfield Structures	3,773	8,336	2,792	3,954
M12	Airfield, Communications, & Missile Facilities	512,315	607,254	562,723	465,671
M131	Operation/Schools	0	0	15	2,000
M139	Operation/Other Educational Buildings	0	0	439	428
M13	Educational Buildings	0	0	424	2,428
M141	Operation/Hospitals & Infirmaries	1,552	944	0	160
M142	Operation/Laboratories & Clinics	200	279	500	101
M149	Operation/Other Hospital Buildings	0	2,134	562	0
M14	Hospital Buildings	1,752	3,357	1,062	59
M151	Operation/Ammunition Facilities	644,935	1,134,861	979,629	1,119,829
M152	Operation/Maintenance Buildings	67,575	237,045	147,812	148,701
M155	Operation/Tank-Automotive Facilities	5,099	2,203	5,258	7,031
M159	Operation/Other Industrial Buildings	104,907	121,319	95,851	97,069
M15	Industrial Buildings	822,516	1,495,428	1,228,550	1,372,630
M161	Operation/Family Housing Facilities	7,261	6,377	5,018	3,544
M162	Operation/Recreational Buildings	74	80	69	34
M163	Operation/Troop Housing Facilities	310	1,005	44	545
M164	Operation/Dining Facilities	496	2,386	1,544	559
M169	Operation/Other Residential Buildings	64	224	0	66
M16	Residential Buildings	8,205	10,072	6,587	4,748
M171	Operation/Ammunition Storage Buildings	40	1,629	7,022	9,055
M173	Operation/Fuel Storage Buildings	37,961	23,432	33,720	29,619
M179	Operation/Other Warehouse Buildings	4,336	32,899	19,720	20,500
M17	Warehouse Buildings	42,337	57,960	60,462	59,174
M181	Operation/Govt-Owned Contractor-Operated R&D Fac	384,253	142,058	140,350	239,360
M182	Operation/Govt-Owned Government-Operated R&D Fac	10,545	12,602	14,114	10,677
M18	Research & Development Facilities	394,797	154,661	154,464	250,037
M191	Operation/Museums & Exhibition Buildings	90	110	99	167
M192	Operation/Testing & Measurement Buildings	7,391	6,633	41,780	91,380
M199	Operation/Other Miscellaneous Buildings	130,729	160,397	227,591	160,265
M19	Other Buildings	138,710	187,141	269,470	251,812
M1	Construction of Structures & Facilities	2,069,502	2,978,627	2,791,696	2,907,307
M211	Operation/Dams	1,514	182	164	120
M219	Operation/Other Conservation & Dev Facilities	3,525	5,605	1,871	4,181
M21	Conservation & Development Facilities	5,039	5,787	2,035	4,301

TABLE 2B. Other Services and Construction

(Continued)

(Amounts in Thousands of Dollars)

C O D E	DESCRIPTION	FISCAL YEAR			
		1993	1992	1991	1990
Operation of Government-Owned Facilities (CONT)					
M222	Operation/Highways, Roads, Streets, & Bridges	540	399	98	288
M22	Highways, Roads, Streets, & Bridges	540	399	98	288
M241	Operation/Fuel Supply Facilities	345	250	900	624
M242	Operation/Heating & Cooling Plants	3,290	5,972	5,410	5,896
M243	Operation/Pollution Abatement & Control Facilities	94	27	0	0
M244	Operation/Sewage & Waste Facilities	58	518	159	278
M245	Operation/Water Supply Facilities	1,020	1,020	862	997
M249	Operation/Other Utilities	842	1,071	989	1,791
M24	Utilities	3,608	8,859	8,320	9,586
M291	Operation/Recreation Facilities (Non-Building)	29	29	29	80
M293	Operation/Unimproved Real Property (Land)	704	692	731	762
M294	Operation/Waste Treatment & Storage Facilities	114	111	37	0
M299	Operation/All Other Non-Building Facilities	47,732	31,004	44,151	55,553
M29	Other Non-Building Facilities	48,579	31,836	44,948	56,395
M2	Non-Building Structures	57,765	46,881	55,401	70,570
TOTAL	Operation of Government-Owned Facilities	2,127,268	3,025,508	2,847,097	2,977,877
N Installation of Equipment					
N010	Installation of Eq/Weapons	1,581	8,773	7,825	15,658
N012	Installation of Eq/Fire Control Equipment	76	0	155	215
N014	Installation of Eq/Guided Missiles	3,094	2,431	3,418	2,091
N015	Installation of Eq/Aircraft Structural Comps	7,605	7,000	63,071	76,958
N016	Installation of Eq/Aircraft Comps & Accys	20,184	0	0	14,190
N017	Installation of Eq/Aircraft Gnd Handling Equip	29	35	0	0
N023	Installation of Eq/Vehicles-Trailers-Cycles	29	0	0	93
N028	Installation of Eq/Engines, Turbines & Comps	27,345	47,073	3,050	73
N034	Installation of Eq/Metalworking Machinery	0	194	0	28
N035	Installation of Eq/Service & Trade Equipment	32	31	0	0
N036	Installation of Eq/Special Industry Machinery	0	0	477	61
N038	Installation of Eq/Construction Equipment	0	50	6,690	0
N039	Installation of Eq/Materials Handling Equipment	3,316	413	474	39
N041	Installation of Eq/Refrigeration, Air Cond Equip	793	653	56	364
N042	Installation of Eq/Fire, Rescue & Safety Equip	34	29	248	68
N043	Installation of Eq/Pumps & Compressors	0	0	149	0
N044	Installation of Eq/Furnace-Steam Plant-Nucl Reac	2,696	0	0	0
N045	Installation of Eq/Plumbing & Heating Equipment	565	300	253	51
N046	Installation of Eq/Water Purification Equipment	78	190	59	47
N047	Installation of Eq/Pipe-Tubing-Hose-Fittings	0	323	52	0
N048	Installation of Eq/Valves	0	0	0	64
N049	Installation of Eq/Maintenance & Repair Shop Eq	527	60	69	410
N054	Installation of Eq/Prefab Structures	0	541	0	0
N055	Installation of Eq/Lumber & Millwork	184	0	0	0
N056	Installation of Eq/Construction Materials	2,243	7,000	0	227
N058	Installation of Eq/Communication Equipment	19,604	10,032	175,695	156,249
N059	Installation of Eq/Electrical & Elct Equip Comps	52,369	66,731	45,239	25,536
N060	Installation of Eq/Fiber Optic Mats & Comps	821	850	3,779	517
N061	Installation of Eq/Power Distribution Equipment	559	148	2,208	160
N062	Installation of Eq/Lighting Fixtures & Lamps	289	171	161	0
N063	Installation of Eq/Alarm & Signal Systems	602	376	1,307	1,144
N065	Installation of Eq/Medical & Dental Equipment	170	252	1,560	7,343
N066	Installation of Eq/Instruments & Lab Equipment	206	274	68	1,508
N067	Installation of Eq/Photographic Equipment	0	0	33	100
N069	Installation of Eq/Training Aids & Devices	9,707	4,697	5,048	5,945
N070	Installation of Eq/ADP Equip & Supplies	20,562	32,354	28,873	10,954
N071	Installation of Eq/Furniture	3,367	748	1,107	1,577
N072	Installation of Eq/Household Furnishings	295	1,461	866	139
N073	Installation of Eq/Food Prep & Serving Equip	74	715	239	54
N074	Installation of Eq/Office Machines	58	190	112	62
N075	Installation of Eq/Office Supplies & Devices	0	0	31	0
N077	Installation of Eq/Musical Instruments-Radio	0	49	0	0
N078	Installation of Eq/Recreational Equipment	56	81	35	267
N080	Installation of Eq/Brushes-Paints-Sealers	0	2,211	412	0
N091	Installation of Eq/Fuels-Lubricants-Oils	0	29	0	0

TABLE 2B. Other Services and Construction

(Continued)

(Amounts in Thousands of Dollars)

C O D E	DESCRIPTION	FISCAL YEAR			
		1993	1992	1991	1990
Installation of Equipment (CONT)					
N093	Installation of Eq/Nonmetallic Fabricated Mats	184	0	0	0
N095	Installation of Eq/Metal Bars & Sheets	0	0	0	111
N099	Installation of Eq/Miscellaneous Equipment	58,684	114,656	66,309	84,697
TOTAL	Installation of Equipment	234,828	309,419	419,128	406,944
P Salvage Services					
P100	Prep & Disposal of Excess & Surplus Property	12,208	30,867	71,870	99,951
P200	Salvage of Aircraft	0	46	0	0
P300	Salvage of Marine Vessels	240	193	707	527
P400	Demolition of Buildings	17,625	15,153	10,349	10,4E1
P500	Demolition of Structures or Fac (other than bldgs)	5,012	5,530	974	6,002
P999	Other Salvage Services	33,241	39,815	40,631	35,658
TOTAL	Salvage Services	68,326	91,604	124,531	152,599
Q Medical Services					
Q101	Dependent Medicare Services	136,423	133,425	131,659	160,781
Q201	General Health Care Services	92,403	89,900	100,467	77,946
Q301	Laboratory Testing Services	29,263	25,326	23,943	26,819
Q401	Nursing Services	37,846	35,755	16,866	46,072
Q403	Evaluation & Screening	44	159	120	113
Q501	Anesthesiology Services	617	97	1,443	0
Q502	Cardio-Vascular Services	333	79	1,883	951
Q503	Dentistry Services	16,440	14,111	19,861	15,641
Q504	Dermatology Services	168	118	0	0
Q506	Geriatric Services	317	296	0	0
Q507	Gynecology	8,107	7,536	11,123	3,988
Q508	Hematology Services	994	159	855	102
Q509	Internal Medicine Services	1,364	1,606	1,519	1,420
Q510	Neurology Services	0	96	146	87
Q511	Ophthalmology Services	33	27	27	0
Q512	Optometry Services	96	363	87	91
Q513	Orthopedic Services	1,510	1,035	1,089	971
Q514	Otolaryngology Services	57	216	168	46
Q515	Pathology Services	5,210	3,216	4,207	4,164
Q516	Pediatric Services	703	708	1,207	842
Q517	Pharmacology Services	1,674	1,570	2,195	6,074
Q518	Physical Medicine & Rehabilitation Services	357	775	645	27
Q519	Psychiatry Services	30,665	23,324	16,409	4,773
Q521	Pulmonary Services	26	59	239	491
Q522	Radiology Services	25,817	22,682	22,220	17,581
Q523	Surgery Services	591	616	192	415
Q525	Urology Services	0	58	95	0
Q526	Medical/Psychiatric Consultation Services	1,312	856	1,874	1,697
Q527	Nuclear Medicine	313	493	428	0
Q999	Other Medical Services	83,987	115,007	87,472	83,149
TOTAL	Medical Services	476,669	479,478	448,439	454,241
R Professional, Admin & Management Support Svcs					
R404	Land Surveys, Cadastral Svcs (non-const)	28,458	17,551	15,016	15,518
R405	Operations Research Services	8,339	12,247	12,707	11,185
R406	Policy Review/Development Services	12,807	8,560	5,269	5,592
R407	Program Evaluation Services	27,459	36,845	39,113	30,840
R408	Program Management/Support Services	773,572	795,067	967,973	826,375
R409	Program Review/Development Services	32,475	36,944	31,817	49,647
R411	Real Property Appraisal Services (SIC 6531)	1	261	1,777	1,353
R412	Simulation	22,942	26,374	11,290	13,350
R413	Specifications Development Services	8,070	18,903	12,004	17,315
R414	Systems Engineering Services	1,343,249	1,400,189	1,290,666	1,287,113
R415	Technology Sharing/Utilization Services	49,330	58,679	40,636	44,553
R416	Veterinary/Animal Care Services	2,386	708	819	354
R418	Legal Services	19,157	5,666	4,314	5,307
R419	Educational Services	12,425	12,680	12,740	15,137
R420	Certifications & Accreditations	838	477	375	1,538
R421	Technical Assistance	62,759	73,189	80,774	62,998
R422	Telephone & Field Interview Services	0	75,569	2,623	1,568

TABLE 2B. Other Services and Construction

(Continued)

(Amounts in Thousands of Dollars)

C O D E	DESCRIPTION	FISCAL YEAR			
		1993	1992	1991	1990
Professional, Admin & Management Support Svcs (CONT)					
R423	Intelligence Services	15,038	7,015	6,460	6,159
R424	Expert Witness	242,537	5,157	1,678	2,161
R425	Engineering Technical Services	2,553,692	2,052,114	1,817,671	2,153,753
R426	Communications Services	34,505	80,161	51,261	37,264
R427	Weather Reporting/Observation Services	4,715	1,240	425	158
R428	Industrial Hygienics	206	615	1,108	552
R497	Personal Services	624	5,855	3,655	4,912
R499	Other Professional Services	467,531	668,284	408,348	449,768
R4	Professional Services	5,723,112	5,400,349	4,820,519	5,044,179
R602	Courier & Messenger Services	682	5,358	1,301	1,096
R603	Transcription Services	3,302	3,382	2,697	1,678
R604	Mailing & Distribution Services	10,200	10,114	10,127	7,546
R605	Library Services	6,203	3,264	3,455	2,565
R606	Court Reporting Services	29	469	0	0
R607	Word Processing/Typing Services	2,123	1,349	1,624	4,033
R608	Translation & Interpreting Services	7,260	1,753	835	232
R609	Stenographic Services	410	213	76	431
R610	Personal Property Management Services	423	613	890	103
R611	Credit Reporting Services	765	553	993	352
R612	Information Retrieval	9,686	8,707	1,212	176
R699	Other Administrative Support Services	58,738	45,636	30,246	36,073
R6	Administrative Support Services	98,456	81,410	53,456	54,285
R701	Advertising Services	69,456	71,101	102,021	150,139
R702	Data Collection Services	51,240	51,228	121,453	84,986
R703	Accounting or Financial Services	42,409	30,631	17,139	19,599
R704	Auditing Services	6,274	7,183	7,639	1,268
R705	Debt Collection Services	315	0	0	566
R706	Logistics Support Services	693,255	520,336	537,076	458,033
R707	Contract, Procurement & Acquisition Support Svcs	63,565	47,530	32,808	28,365
R708	Public Relations Services	2,507	3,671	6,552	179
R709	Ongoing Audit Operations Support	843	0	560	0
R799	Other Management Support Services	565,042	503,746	450,661	426,931
R7	Management Support Services	1,494,905	1,235,426	1,275,909	1,170,066
TOTAL	Professional, Admin & Management Support Svcs	7,316,473	6,717,185	6,149,884	6,268,530
S Utilities & Housekeeping Services					
S111	Gas Services	164,029	200,782	202,639	222,093
S112	Electric Services	898,733	853,528	897,564	835,560
S113	Telephone and/or Communications Services	187,683	225,304	309,819	444,954
S114	Water Services	90,084	71,584	84,864	52,692
S119	Other Utilities	174,758	116,158	183,222	185,837
S1	Utilities	1,515,288	1,467,356	1,678,108	1,741,136
S201	Custodial - Janitorial Services	345,325	365,732	335,160	371,974
S202	Fire Protection Services	3,854	3,331	5,689	16,186
S203	Food Services	294,661	310,521	340,393	213,133
S204	Fueling & Other Petroleum Svcs-Excluding Storage	21,658	18,296	15,282	15,454
S205	Trash/Garbage Collection Svcs-Incl Port San Svcs	220,421	124,260	106,255	121,812
S206	Guard Services	103,923	130,075	136,918	104,197
S207	Insect & Rodent Control Services	2,888	5,163	2,001	1,863
S208	Landscaping/Groundskeeping Services	106,521	102,186	83,846	95,997
S209	Laundry & Dry Cleaning Services	27,937	30,556	45,960	40,854
S211	Surveillance Services	1,038	1,424	1,589	7,116
S212	Solid Fuel Handling Services	121	374	137	782
S214	Carpet Laying & Cleaning Services	2,105	2,805	1,100	3,521
S215	Warehousing & Storage Services	52,263	31,812	35,879	32,605
S216	Facilities Operations Support Services	347,779	504,419	447,033	293,864
S217	Interior Plantscaping	31	31	105	177
S218	Snow Removal/Salt Services	1,270	679	1,268	994
S222	Waste Treatment & Storage	22,305	14,667	9,205	5,261
S299	Other Housekeeping Services	377,947	260,485	193,370	144,850
S2	Housekeeping Services	1,932,046	1,906,816	1,761,190	1,570,640
TOTAL	Utilities & Housekeeping Services	3,447,334	3,374,172	3,439,298	3,311,776

Prepared By: Washington Headquarters Services
Directorate For Information
Operations and Reports

TABLE 2B. Other Services and Construction

(Continued)

(Amounts in Thousands of Dollars)

C O D E	DESCRIPTION	FISCAL YEAR			
		1993	1992	1991	1990
I	Photographic, Mapping, Printing & Publication				
T001	Arts/Graphics Services	15,107	16,305	15,449	21,441
T002	Cartography Services	269	3,163	28,193	2,172
T003	Cataloging Services	212	268	119	70
T004	Charting Services	2,923	3,113	2,838	1,999
T005	Film Processing Services	63	494	3,127	3,264
T006	Film/Video Tape Production Services	3,154	4,254	6,995	5,748
T007	Microform Services	1,055	1,493	1,187	2,306
T008	Photogrammetry Services	1,371	571	616	303
T009	Aerial Photographic Services	2,851	1,224	763	1,080
T010	General Photographic Services - Still	17,662	19,062	15,728	18,065
T011	Print/Binding Services	1,594	889	1,180	977
T012	Reproduction Services	4,890	3,543	3,012	3,743
T013	Technical Writing Services	28,870	27,498	27,317	33,938
T014	Topography Services	243	321	470	141
T015	General Photographic Services - Motion	360	1,452	947	1,357
T016	Audio/Visual Services	9,265	9,747	13,492	13,232
T099	Other Photographic Mapping, Printing, & Pub Svcs	12,703	16,173	11,664	11,574
TOTAL	Photographic, Mapping, Printing & Publication	102,592	109,572	133,097	121,410
U	Education & Training Services				
U001	Lectures for Training	6,353	6,787	7,599	2,491
U002	Personnel Testing	46,823	48,860	22,365	2,510
U003	Reserve Training (Military)	1,190	813	1,489	1,488
U004	Scientific & Management Education	3,551	4,667	4,501	6,978
U005	Tuition, Registration & Membership Fees	118,975	123,118	100,534	117,118
U006	Vocational/Technical	46,547	74,727	124,211	131,038
U007	Faculty Salaries for Dependent Schools	7,142	6,742	22,345	37,051
U008	Training/Curriculum Development	17,834	8,853	11,886	16,712
U009	Education Services	181,422	188,640	373,966	245,930
U010	Certifications & Accreditations	252	395	195	264
U011	AIDS Training	405	0	0	0
U099	Other Education & Training Services	69,124	60,176	43,230	41,925
TOTAL	Education & Training Services	499,618	523,778	712,321	603,505
V	Transportation, Travel & Relocation Svcs				
V002	Motor Pool Operations	18,186	21,623	21,061	28,710
V003	Packing/Crating Services	9,596	9,095	10,016	8,855
V111	Air Freight	15,604	13,912	27,300	1,996
V112	Motor Freight	14,085	15,585	5,434	9,901
V113	Rail Freight	146	0	53	0
V114	Stevedoring	80,682	164,824	287,961	75,653
V115	Vessel Freight	328,589	199,236	712,679	472,437
V119	Other Cargo & Freight Services	47,043	37,545	30,307	67,697
V11	Cargo & Freight Svcs for Transportation of Things	486,149	431,102	1,063,734	627,684
V121	Air Charter for Things	221,863	161,481	791,399	255,073
V122	Motor Charter for Things	1,855	2,484	1,385	645
V123	Rail Charter for Things	1,798	0	4,190	44,718
V124	Marine Charter For Things	559,878	950,417	1,306,081	988,210
V125	Vessel Towing Service	5,673	7,819	3,300	5,456
V129	Other Vehicle Charter for Transportation of Things	2,665	18,496	12,474	14,328
V12	Vehicle Charter for Transportation of Things	793,732	1,140,697	2,118,829	1,308,430
V1	Transportation of Things	1,279,880	1,571,799	3,182,563	1,936,114
V211	Air Passenger Service	66,748	78,134	63,211	77,809
V212	Motor Passenger Service	16,826	19,257	17,958	21,334
V213	Rail Passenger Service	1,771	137	0	33
V214	Marine Passenger Service	199	0	0	373
V21	Passenger Service	85,544	97,528	81,169	99,549
V221	Passenger Air Charter Service	357,094	426,699	1,253,005	447,244
V222	Passenger Motor Charter Service	24,234	27,883	20,662	23,720
V224	Passenger Marine Charter Service	742	164-	109	0
V225	Ambulance Service	1,527	1,246	2,234	2,064

*Prepared By: Washington Headquarters Services
Directorate For Information
Operations and Reports*

TABLE 2B. Other Services and Construction

(Continued)

(Amounts in Thousands of Dollars)

C O D E	DESCRIPTION	FISCAL YEAR			
		1993	1992	1991	1990
Transportation, Travel & Relocation Svcs (CONT)					
V226	Taxicab Services	449	272	150	0
	Vehicle Charter For Passengers (With Operators)	384,045	455,936	1,276,160	473,028
	Travel of Persons	469,590	553,464	1,357,329	572,577
V231	Lodging - Hotel/Motel	27,564	23,901	41,980	19,848
V241	Military Personnel Recruitment	11,922	13,204	12,213	17,297
V301	Relocation Services	39,311	19,969	16,315	13,261
V302	Travel Agent Services	153	934	206	61
V999	Other Transportation Travel & Relocation Services	9,540	12,169	10,203	4,545
	Other Transportation Travel & Relocation Services	49,004	33,072	26,724	17,867
TOTAL	Transportation, Travel & Relocation Svcs	1,865,742	2,226,158	4,651,886	2,601,268
U Lease or Rental of Equipment					
W010	Lease or Rental of Eq/Weapons	38	0	0	656
W013	Lease or Rental of Eq/Ammo & Explosives	0	0	0	73
W015	Lease or Rental of Eq/Aircraft Structural Comps	5,370	1,338	1,979	2,091
W017	Lease or Rental of Eq/Aircraft Gnd Handling Equip	0	0	0	219
W018	Lease or Rental of Eq/Space Vehicles	0	0	2,580	0
W019	Lease or Rental of Eq/Ships-Sml Craft-Docks	4,454	6,102	5,759	5,177
W020	Lease or Rental of Eq/Ship & Marine Equipment	25,528	28,935	783	2,799
W022	Lease or Rental of Eq/Railway Equipment	46	300	43	79
W023	Lease or Rental of Eq/Vehicles-Trailers-Cycles	20,146	25,515	61,086	26,965
W024	Lease or Rental of Eq/Tractors	231	882	708	593
W025	Lease or Rental of Eq/Vehicular Equipment Comps	45	0	0	225
W026	Lease or Rental of Eq/Tires & Tubes	202	0	0	0
W028	Lease or Rental of Eq/Engines, Turbines & Comps	75	30	253	65
W029	Lease or Rental of Eq/Engine Accessories	0	0	63	45
W030	Lease or Rental of Eq/Mech Power Trans Equipment	66	36	146	34
W032	Lease or Rental of Eq/Woodworking Machinery Equip	0	33	0	0
W034	Lease or Rental of Eq/Metalworking Machinery	37	138	165	462
W035	Lease or Rental of Eq/Service & Trade Equipment	681	1,548	1,349	1,528
W036	Lease or Rental of Eq/Special Industry Machinery	19,192	17,035	20,177	15,955
W037	Lease or Rental of Eq/Agricultural Machinery & Eq	0	0	0	136
W038	Lease or Rental of Eq/Construction Equipment	4,043	7,229	17,309	14,614
W039	Lease or Rental of Eq/Materials Handling Equipment	3,290	3,642	6,192	3,692
W041	Lease or Rental of Eq/Refrigeration, Air Cond Eq	409	418	1,234	293
W042	Lease or Rental of Eq/Fire, Rescue & Safety Equip	35	0	140	0
W043	Lease or Rental of Eq/Pumps & Compressors	1,494	1,395	1,028	1,023
W044	Lease or Rental of Eq/Furnace-Steam Plant-Reac	830	600	485	1,590
W045	Lease or Rental of Eq/Plumbing & Heating Equipment	1,859	3,748	21,124	5,593
W046	Lease or Rental of Eq/Water Purification Equipment	680	2,201	1,395	157
W048	Lease or Rental of Eq/Valves	200	414	0	0
W049	Lease or Rental of Eq/Maintenance & Repair Shop Eq	511	233	287	2,151
W052	Lease or Rental of Eq/Measuring Tools	500	242	639	119
W054	Lease or Rental of Eq/Prefab Structures	6,164	3,734	4,119	3,161
W055	Lease or Rental of Eq/Lumber & Millwork	0	0	0	61
W056	Lease or Rental of Eq/Construction Materials	0	0	0	90
W058	Lease or Rental of Eq/Communication Equipment	181,172	184,746	173,394	217,006
W059	Lease or Rental of Eq/Electrical & Elct Eq Comps	0	28	64	279
W061	Lease or Rental of Eq/Power Distribution Equipment	1,114	3,139	365	0
W062	Lease or Rental of Eq/Lighting Fixtures & Lamps	0	39	106	56
W063	Lease or Rental of Eq/Alarm & Signal Systems	2,659	2,002	1,968	2,369
W065	Lease or Rental of Eq/Medical & Dental Equipment	7,966	4,156	5,968	1,861
W066	Lease or Rental of Eq/Instruments & Lab Equipment	957	1,453	1,352	1,008
W067	Lease or Rental of Eq/Photographic Equipment	1,071	1,317	1,340	1,067
W068	Lease or Rental of Eq/Chemical Products	174	199	104	32
W069	Lease or Rental of Eq/Training Aids & Devices	7,432	4,927	6,664	1,720
W070	Lease or Rental of Eq/ADP Equip & Supplies	12,966	27,754	30,443	37,980
W071	Lease or Rental of Eq/Furniture	139	375	480	112
W072	Lease or Rental of Eq/Household Furnishings	1,665	2,301	1,518	1,679
W073	Lease or Rental of Eq/Food Prep & Serving Equip	1,260	925	1,113	172
W074	Lease or Rental of Eq/Office Machines	12,477	13,532	19,124	19,272
W075	Lease or Rental of Eq/Office Supplies & Devices	226	279	260	566
W076	Lease or Rental of Eq/Books-Maps-Pubs	132	105	403	389
W078	Lease or Rental of Eq/Recreational Equipment	34	29	0	0
W079	Lease or Rental of Eq/Cleaning Equipment	419	272	152	379

Prepared By: Washington Headquarters Services
Directorate For Information
Operations and Reports

TABLE 2B. Other Services and Construction

(Continued)

(Amounts in Thousands of Dollars)

C O D E	DESCRIPTION	FISCAL YEAR			
		1993	1992	1991	1990
Lease or Rental of Equipment (CONT)					
W081	Lease or Rental of Eq/Containers-Packaging	6,550	133	432	912
W083	Lease or Rental of Eq/Textiles-Leather-Furs	471	4,401	1,763	778
W084	Lease or Rental of Eq/Clothing - Individual	1,403	185	107	79
W085	Lease or Rental of Eq/Toiletries	50	72	0	61
W089	Lease or Rental of Eq/Subsistence	565	0	0	0
W093	Lease or Rental of Eq/Nonmetallic Fabricated Mats	113	0	0	0
W099	Lease or Rental of Eq/Miscellaneous Equipment	11,011	10,657	18,610	11,052
TOTAL	Lease or Rental of Equipment	345,922	368,773	414,773	388,057
X Lease or Rental of Facilities					
X111	Lease/Office Buildings	4,143	6,049	4,546	3,135
X112	Lease/Conference Space & Facilities	0	57	243	0
X119	Lease/Other Administrative & Service Buildings	660	382	1,055	475
X11	Administrative Facilities & Service Buildings	4,802	6,488	5,844	3,610
X124	Lease/Airport Runways	105	49	0	0
X127	Lease/Electronic & Communication Facilities	0	92	58	283
X129	Lease/Other Airfield Structures	0	67	41	112
X12	Airfield, Communications, & Missile Facilities	105	208	99	395
X131	Lease/Schools	284	284	237	224
X139	Lease/Other Educational Buildings	345	46	431	134
X13	Educational Buildings	628	330	668	358
X141	Lease/Hospitals & Infirmarys	0	0	0	67
X142	Lease/Laboratories & Clinics	0	0	0	494
X14	Hospital Buildings	0	0	0	561
X152	Lease/Maintenance Buildings	0	0	320	259
X159	Lease/Other Industrial Buildings	458	196	100	28
X15	Industrial Buildings	458	196	420	287
X161	Lease/Family Housing Facilities	33,259	20,406	17,177	1,816
X162	Lease/Recreational Buildings	0	0	176	88
X163	Lease/Troop Housing Facilities	1,238	2,063	2,053	1,255
X164	Lease/Dining Facilities	0	240	30	0
X165	Lease/Religious Facilities	71	0	0	0
X169	Lease/Other Residential Buildings	1,330	0	12,308	411
X16	Residential Buildings	35,896	22,709	31,744	3,570
X171	Lease/Ammunition Storage Buildings	0	0	427	0
X172	Lease/Food or Grain Storage Buildings	67	0	0	153
X173	Lease/Fuel Storage Buildings	86,157	72,261	62,121	60,230
X174	Lease/Open Storage Facilities	0	30	49	48
X179	Lease/Other Warehouse Buildings	713	994	439	494
X17	Warehouse Buildings	86,937	73,285	63,036	60,925
X191	Lease/Museums & Exhibition Buildings	30	0	0	0
X192	Lease/Testing & Measurement Buildings	0	55	0	0
X199	Lease/Other Miscellaneous Buildings	4,272	1,917	1,241	5,334
X19	Other Buildings	4,302	1,972	1,241	5,334
X1	Construction of Structures & Facilities	133,129	105,188	103,052	75,040
X219	Lease/Other Conservation & Development Facilities	0	0	0	83
X21	Conservation & Development Facilities	0	0	0	83
X224	Lease/Parking Facilities Construction	0	648	171	160
X22	Highways, Roads, Streets, & Bridges	0	648	171	160

Prepared By: Washington Headquarters Services
Directorate For Information
Operations and Reports

TABLE 2B. Other Services and Construction

(Continued)

(Amounts in Thousands of Dollars)

C O D E	DESCRIPTION	FISCAL YEAR			
		1993	1992	1991	1990
Lease or Rental of Facilities (CONT)					
X239	Lease/EPG - Other, Including Transmission	0	0	0	180
X23	Electric Power Generation (EPG) Facilities	0	0	0	180
X241	Lease/Fuel Supply Facilities	0	168	80	0
X244	Lease/Sewage & Waste Facilities	0	0	55	38
X249	Lease/Other Utilities	42	342	33	33
X24	Utilities	42	510	168	71
X291	Lease/Recreation Facilities (Non-Building)	70	121	65	0
X294	Lease/Waste Treatment & Storage Facilities	44	0	0	0
X299	Lease/All Other Non-Building Facilities	97,936	64,024	102,068	124,113
X29	Other Non-Building Facilities	98,049	64,145	102,133	124,113
X2	Non-Building Structures	98,091	65,303	102,472	124,607
TOTAL	Lease or Rental of Facilities	231,220	170,491	205,524	199,647
Y Construction of Structures & Facilities					
Y111	Office Buildings	164,326	150,193	74,150	63,595
Y112	Conference Space & Facilities	766	1,308	1,611	1,750
Y119	Other Administrative & Service Buildings	420,826	323,964	433,642	227,074
Y11	Administrative Facilities & Service Buildings	585,918	475,465	509,403	292,419
Y121	Air Traffic Control Towers	5,251	7,269	4,414	768
Y122	Air Traffic Control Training Facilities	1,562	208	3,743	142
Y123	Radar & Navigational Facilities	35,941	6,820	25,972	32,517
Y124	Airport Runways	15,095	60,589	29,806	67,014
Y125	Airport Terminals	10,037	1,306	146	1,868
Y126	Missile System Facilities	11,431	24,573	9,322	16,167
Y127	Electronic & Communication Facilities	40,003	29,434	263,988	332,320
Y129	Other Airfield Structures	203,166	360,719	204,353	159,107
Y12	Airfield, Communications, & Missile Facilities	322,486	490,917	541,744	609,903
Y131	Schools	41,110	24,245	21,261	52,920
Y139	Other Educational Buildings	58,332	120,364	170,696	11,861
Y13	Educational Buildings	99,442	144,609	191,957	64,781
Y141	Hospitals & Infirmarys	28,892	123,033	16,892	69,722
Y142	Laboratories & Clinics	10,576	31,145	9,251	10,792
Y149	Other Hospital Buildings	10,018	57,245	138,064	12,141
Y14	Hospital Buildings	49,486	211,422	164,207	92,655
Y151	Ammunition Facilities	38,501	60,404	25,050	26,497
Y152	Maintenance Buildings	91,679	136,144	98,076	8,706
Y153	Production Buildings	2,050	7,386	11,650	39,033
Y154	Ship Construction & Repair Facilities	3,558	14,456	4,421	7,361
Y155	Tank-Automotive Facilities	1,431	14,311	11,865	4,167
Y159	Other Industrial Buildings	143,844	107,402	144,729	98,625
Y15	Industrial Buildings	274,100	340,103	295,791	184,389
Y161	Family Housing Facilities	208,970	128,192	196,670	111,735
Y162	Recreational Buildings	19,404	15,771	27,396	16,862
Y163	Troop Housing Facilities	178,807	83,275	117,077	70,197
Y164	Dining Facilities	20,196	32,120	11,429	9,567
Y165	Religious Facilities	1,434	2,381	8,948	1,608
Y166	Penal Facilities	3,597	168	0	0
Y169	Other Residential Buildings	70,665	59,615	118,343	23,006
Y16	Residential Buildings	503,072	321,522	479,863	232,975
Y171	Ammunition Storage Buildings	11,315	5,267	9,052	19,397
Y172	Food or Grain Storage Buildings	3,730	3,683	336	1,881

TABLE 2B. Other Services and Construction

(Continued)

(Amounts in Thousands of Dollars)

C O D E	DESCRIPTION	FISCAL YEAR			
		1993	1992	1991	1990
Construction of Structures & Facilities (CONT)					
Y173	Fuel Storage Buildings	12,673	17,272	1,976	9,130
Y174	Open Storage Facilities	16,885	8,837	5,731	5,544
Y179	Other Warehouse Buildings	118,020	79,808	131,490	43,331
Y17	Warehouse Buildings	162,624	114,858	148,585	79,283
Y181	Government-Owned Contractor-Operated R&D Fac	1,140	1,080	2,050	14,422
Y182	Government-Owned Government-Operated R&D Fac	7,864	2,389	35,192	3,696
Y183	GOCO Environmental Laboratories	0	0	0	230
Y18	Research & Development Facilities	9,003	3,470	37,242	18,348
Y191	Museums & Exhibition Buildings	16,419	8,422	10,502	2,045
Y192	Testing & Measurement Buildings	11,723	18,029	116,691	3,464
Y199	Other Miscellaneous Buildings	625,807	875,449	986,684	454,205
Y19	Other Buildings	653,949	901,900	1,113,877	459,714
Y1	Construction of Structures & Facilities	2,660,080	3,004,275	3,482,669	2,034,467
Y211	Dams	198,422	239,567	237,522	229,625
Y212	Canals	49,912	55,661	25,318	7,924
Y213	Mine Fire Control Facilities	0	87	316	180
Y214	Mine Subsidence Control Facilities	0	0	99	66
Y215	Surface Mine Reclamation Facilities	0	9,968	459	0
Y216	Dredging	261,150	319,499	251,129	271,997
Y219	Other Conservation & Development Facilities	424,758	357,971	405,340	304,734
Y21	Conservation & Development Facilities	934,241	982,751	920,183	814,526
Y221	Airport Service Roads	5,626	13,923	5,863	3,790
Y222	Highways, Roads, Streets, & Bridges	55,702	85,224	196,281	56,770
Y223	Tunnels & Subsurface Structures	4,454	2,611	23,638	12,290
Y224	Parking Facilities Construction	10,710	15,357	14,908	10,710
Y22	Highways, Roads, Streets, & Bridges	76,492	117,114	240,690	83,560
Y231	EPG - Coal	686	286	32	1,033
Y232	EPG - Gas	984	59	0	477
Y233	EPG - Geothermal	0	232	47	0
Y234	EPG - Hydro	1,368	0	273	167
Y236	EPG - Petroleum	57	35	96	404
Y239	EPG - Other, Including Transmission	7,590	5,779	7,770	12,015
Y23	Electric Power Generation (EPG) Facilities	10,686	6,390	8,124	14,096
Y241	Fuel Supply Facilities	13,387	46,503	54,806	18,326
Y242	Heating & Cooling Plants	12,550	17,034	14,056	12,642
Y243	Pollution Abatement & Control Facilities	63,533	24,196	6,181	6,815
Y244	Sewage & Waste Facilities	31,826	37,154	33,295	14,200
Y245	Water Supply Facilities	15,218	31,275	59,586	38,653
Y249	Other Utilities	106,271	37,877	65,194	34,951
Y24	Utilities	242,786	194,039	233,118	125,587
Y291	Recreation Facilities (non-building)	23,107	21,786	19,697	20,397
Y292	Exhibit Design (non-building)	520	40	185	245
Y293	Unimproved Real Property (land)	10,207	3,512	12,474	16,593
Y294	Waste Treatment & Storage Facilities	30,495	23,452	6,373	12,164
Y299	All Other Non-Building Facilities	362,961	386,607	558,739	350,986
Y29	Other Non-Building Facilities	427,290	435,397	597,468	400,385
Y2	Non-Building Structures	1,691,496	1,735,692	1,999,583	1,438,154
Y300	Restoration Activities	189,486	91,396	723	67
Y3	Restoration Activities	189,486	91,396	723	67
TOTAL	Construction of Structures & Facilities	4,541,062	4,831,363	5,482,975	3,472,688

TABLE 2B. Other Services and Construction

(Continued)

(Amounts in Thousands of Dollars)

C O D E	DESCRIPTION	FISCAL YEAR			
		1993	1992	1991	1990
Z	Maintenance, Repair or Alteration of Real Prop				
Z111	Maint/Office Buildings	206,013	197,393	219,214	149,628
Z112	Maint/Conference Space & Facilities	1,695	2,446	791	566
Z119	Maint/Other Administrative & Service Buildings	275,901	255,020	265,045	206,934
Z11	Maint/Admin Facilities & Service Buildings	483,609	454,859	485,050	357,128
Z121	Maint/Air Traffic Control Towers	8,279	6,858	4,854	1,746
Z122	Maint/Air Traffic Control Training Facilities	10,044	9,455	13,472	7,580
Z123	Maint/Radar & Navigational Facilities	4,166	3,114	5,962	4,628
Z124	Maint/Airport Runways	91,676	41,747	106,273	78,574
Z125	Maint/Airport Terminals	2,204	5,936	9,037	6,322
Z126	Maint/Missile System Facilities	18,250	16,566	7,181	13,536
Z127	Maint/Electronic & Communication Facilities	39,505	43,876	53,414	43,577
Z129	Maint/Other Airfield Structures	116,090	87,519	75,676	42,872
Z12	Maint/Airfield, Comm. & Missile Facilities	290,215	215,071	275,869	198,835
Z131	Maint/Schools	12,442	19,729	21,418	18,573
Z139	Maint/Other Educational Buildings	23,915	18,181	34,249	14,014
Z13	Maint/Educational Buildings	36,357	37,910	55,667	32,587
Z141	Maint/Hospitals & Infirmarys	37,631	44,668	60,367	51,412
Z142	Maint/Laboratories & Clinics	11,095	7,656	15,634	4,914
Z149	Maint/Other Hospital Buildings	8,364	10,256	18,504	21,881
Z14	Maint/Hospital Buildings	57,090	62,581	94,505	78,207
Z151	Maint/Ammunition Facilities	10,875	10,360	15,127	6,268
Z152	Maint/Maintenance Buildings	94,544	81,504	108,081	74,047
Z153	Maint/Production Buildings	44,406	63,170	33,103	36,566
Z154	Maint/Ship Construction & Repair Facilities	11,374	6,640	11,196	2,459
Z155	Maint/Tank-Automotive Facilities	10,009	2,935	2,675	2,355
Z159	Maint/Other Industrial Buildings	123,743	105,738	132,027	72,468
Z15	Maint/Industrial Buildings	294,951	270,347	302,209	194,163
Z161	Maint/Family Housing Facilities	616,575	403,566	497,369	367,177
Z162	Maint/Recreational Buildings	30,695	29,948	31,107	22,724
Z163	Maint/Troop Housing Facilities	211,017	98,490	148,852	130,989
Z164	Maint/Dining Facilities	17,504	18,638	36,625	23,299
Z165	Maint/Religious Facilities	3,192	6,276	4,869	4,623
Z166	Maint/Penal Facilities	697	2,876	96	0
Z169	Maint/Other Residential Buildings	56,175	40,046	49,957	39,258
Z16	Maint/Residential Buildings	935,854	599,841	768,683	588,070
Z171	Maint/Ammunition Storage Buildings	4,260	8,095	8,159	4,515
Z172	Maint/Food or Grain Storage Buildings	2,629	3,201	5,736	3,952
Z173	Maint/Fuel Storage Buildings	10,331	9,767	9,861	9,654
Z174	Maint/Open Storage Facilities	5,782	3,200	4,196	2,868
Z179	Maint/Other Warehouse Buildings	94,881	51,914	64,783	37,215
Z17	Maint/Warehouse Buildings	117,883	76,177	92,735	58,204
Z181	Maint/Government-Owned Contractor-Operated R&D Fac	26	3,186	341	68
Z182	Maint/Government-Owned Government-Operated R&D Fac	7,007	27,834	25,853	17,925
Z183	Maint/GOCO Environmental Laboratories	0	70	923	0
Z184	Maint/GOCO Environmental Laboratories	66	177	62	0
Z18	Maint/Research & Development Facilities	7,099	31,267	27,179	17,993
Z191	Maint/Museums & Exhibition Buildings	3,386	3,105	2,305	2,012
Z192	Maint/Testing & Measurement Buildings	9,726	2,059	4,997	9,034
Z199	Maint/Other Miscellaneous Buildings	535,292	496,811	598,051	491,017
Z19	Maint/Other Buildings	548,404	501,975	605,353	502,063
Z1	Maintenance of Structures & Facilities	2,771,464	2,250,028	2,707,250	2,027,250
Z211	Maint/Dams	37,855	21,124	11,577	30,827
Z212	Maint/Canals	4,044	1,600	3,589	4,214
Z213	Maint/Mine Fire Control Facilities	601	1,209	648	1,324
Z214	Maint/Mine Subsidence Control Facilities	472	0	416	117

TABLE 2B. Other Services and Construction

(Concluded)

(Amounts in Thousands of Dollars)

C O D E	DESCRIPTION	FISCAL YEAR			
		1993	1992	1991	1990
	Maintenance, Repair or Alteration of Real Prop (CONT)				
Z215	Maint/Surface Mine Reclamation Facilities	119	0	527	0
Z216	Maint/Dredging	69,367	121,930-	57,941	66,082
Z219	Maint/Other Conservation & Development Facilities	122,697	86,224	81,166	86,984
Z21	Maint/Conservation & Development Facilities	235,154	11,774-	155,864	189,548
Z221	Maint/Airport Service Roads	15,773	9,619	28,872	13,741
Z222	Maint/Highways, Roads, Streets, & Bridges	199,666	174,808	215,296	106,932
Z223	Maint/Tunnels & Subsurface Structures	9,814	25,182	43,758	2,406
Z224	Maint/Parking Facilities Construction	20,592	23,477	22,833	19,445
Z22	Maint/Highways, Roads, Streets, & Bridges	245,845	233,086	310,759	142,524
Z231	Maint/EPG - Coal	2,611	344	163	850
Z232	Maint/EPG - Gas	1,805	136	1,115	1,593
Z233	Maint/EPG - Geothermal	0	0	199	0
Z234	Maint/EPG - Hydro	1,304	5,854	1,793	404
Z235	Maint/EPG - Nuclear	0	0	0	882
Z236	Maint/EPG - Petroleum	1,356	3,275	1,035	1,036
Z237	Maint/EPG - Solar	142	0	0	76
Z239	Maint/EPG - Other, Including Transmission	13,838	11,618	22,058	14,820
Z23	Maint/Electric Power Generation (EPG) Facilities	21,056	21,228	26,363	19,661
Z241	Maint/Fuel Supply Facilities	47,403	42,130	40,568	30,631
Z242	Maint/Heating & Cooling Plants	27,631	26,540	43,350	47,544
Z243	Maint/Pollution Abatement & Control Facilities	59,738	9,589	20,311	5,271
Z244	Maint/Sewage & Waste Facilities	69,761	52,401	51,107	40,816
Z245	Maint/Water Supply Facilities	40,673	29,174	46,585	27,870
Z249	Maint/Other Utilities	100,727	296,490	135,565	87,384
Z24	Maint/Utilities	345,934	456,325	337,486	239,516
Z291	Maint/Recreation Facilities (Non-Building)	14,460	13,257	17,221	11,980
Z292	Maint/Exhibit Design (Non-Building)	431	540	456	181
Z293	Maint/Unimproved Real Property (Land)	8,540	6,844	11,137	14,028
Z294	Maint/Waste Treatment & Storage Facilities	15,820	7,178	8,674	8,154
Z299	Maint/All Other Non-Building Facilities	476,111	417,204	446,330	381,035
Z29	Maint/Other Non-Building Facilities	515,363	445,024	483,818	415,378
Z2	Maint/Non-Building Structures	1,363,352	1,143,889	1,314,290	1,006,627
Z300	Maint/Restoration Activities	2,329	4,896	1,954	3,627
Z3	Maint/Restoration Activities	2,329	4,896	1,954	3,627
TOTAL	Maintenance, Repair or Alteration of Real Prop	4,137,145	3,398,813	4,023,494	3,037,504
	T O T A L OTHER SERVICES AND CONSTRUCTION	40,651,496	39,923,462	42,251,201	36,440,032

TABLE 3

**Net Value of
Prime Contract Awards Over \$25,000
for Supplies and Equipment,
by Federal Supply Classification
Code and Description:
FYs 1993, 1992, 1991, and 1990**

TABLE 3A. Summary of Supplies and Equipment

(Amounts in Thousands of Dollars)

CODE	DESCRIPTION	FISCAL YEAR			
		1993	1992	1991	1990
10	Weapons	873,945	1,075,817	997,999	1,320,657
11	Nuclear Ordnance	22,235	21,970	24,099	29,296
12	Fire Control Equipment	648,576	708,564	736,018	1,490,216
13	Ammunition and Explosives	2,259,201	2,072,979	2,878,646	3,034,198
14	Guided Missiles	5,787,461	6,403,474	8,636,713	7,329,454
15	Aircraft & Airframe Structural Components	13,111,801	13,722,451	12,204,645	12,344,805
16	Aircraft Components and Accessories	1,439,239	1,500,066	2,093,323	2,518,911
17	Acft Launching, Ldg. & Gnd Handling Equip	246,780	143,720	162,292	166,614
18	Space Vehicles	302,694	749,562	666,304	804,154
19	Ships, Sml Cft, Pontoons & Floating Docks	5,025,548	3,836,355	4,721,083	4,766,562
20	Ship and Marine Equipment	161,129	156,034	184,521	224,498
22	Railway Equipment	15,117	12,227	4,260	2,280
23	Gnd Effect Veh, Motor Veh, Trailers & Cys	2,866,885	2,299,391	3,681,538	1,778,020
24	Tractors	9,149	19,964	13,991	20,773
25	Vehicular Equipment Components	385,426	479,545	873,484	770,316
26	Tires and Tubes	90,844	115,035	124,698	136,084
28	Engines, Turbines, and Components	2,604,342	2,852,379	4,124,962	4,962,203
29	Engine Accessories	163,669	196,797	326,587	427,482
30	Mechanical Power Transmission Equipment	61,666	83,823	181,841	93,811
31	Bearings	85,608	81,111	92,797	83,534
32	Woodworking Machinery and Equipment	2,227	2,772	563	1,329
34	Metalworking Machinery	76,102	114,601	136,610	101,286
35	Service and Trade Equipment	8,089	18,568	17,471	13,377
36	Special Industry Machinery	88,662	115,699	99,002	65,097
37	Agricultural Machinery and Equipment	17,280	6,194	6,574	3,037
38	Const, Mining, Excavating & Hwy Maint Eq	88,024	110,832	83,955	120,551
39	Materials Handling Equipment	233,628	239,125	320,725	259,131
40	Rope, Cable, Chain and Fittings	19,194	23,052	33,260	22,017
41	Refrigeration, AC & Air Circulating Equip	114,364	62,090	115,621	83,902
42	Fire Fighting, Rescue & Safety Equipment	158,602	186,891	336,920	241,217
43	Pumps and Compressors	98,754	105,453	127,183	120,561
44	Furnace, Steam Plant, Drying Equip & Nucl	919,577	277,018	406,569	694,074
45	Plumbing, Heating & Sanitation Equipment	17,437	21,147	23,895	16,785
46	Water Purification & Sewage Treatment Eq	49,572	14,614	38,184	29,093
47	Pipe, Tubing, Hose & Fittings	60,518	74,984	91,771	64,693
48	Valves	78,805	95,387	121,153	110,844
49	Maintenance & Repair Shop Equipment	394,840	399,107	402,554	535,797
51	Hand Tools	22,557	31,274	19,998	19,136
52	Measuring Tools	5,200	3,604	2,277	7,622
53	Hardware and Abrasives	91,671	109,764	64,753	96,697
54	Prefabricated Structures & Scaffolding	104,422	130,630	141,184	96,279
55	Lumber, Millwork, Plywood & Veneer	15,210	16,208	20,914	28,809
56	Construction & Building Materials	54,259	68,523	105,910	49,778
58	Communication, Detection, & Coherent Radiation Eq	5,548,103	5,146,576	6,345,127	9,284,660
59	Electrical & Electronic Equip Components	1,202,496	1,109,750	2,430,366	1,266,940

TABLE 3A. Summary of Supplies and Equipment

(Concluded)

(Amounts in Thousands of Dollars)

C O D E	DESCRIPTION	FISCAL YEAR			
		1993	1992	1991	1990
60	Fiber Optics Mats, Components, Assemblies, & Accys	81,226	34,558	80,536	24,800
61	Electric Wire & Power Distribution Equip	445,934	684,968	620,171	668,024
62	Lighting Fixtures and Lamps	40,673	38,438	64,614	62,796
63	Alarm, Signal, & Security Detection Systems	54,712	36,214	50,433	48,724
65	Medical, Dental, & Veterinary Eq & Sup	385,731	446,557	817,691	547,214
66	Instruments and Laboratory Equipment	855,072	1,067,008	1,349,412	1,084,379
67	Photographic Instruments	37,857	46,135	62,526	42,297
68	Chemicals and Chemical Products	207,729	104,891	185,903	115,757
69	Training Aids and Devices	494,915	716,192	652,669	775,547
70	ADP Equipment, Software, Supplies and Equipment	2,136,571	2,061,194	1,807,085	1,949,833
71	Furniture	283,454	305,707	318,195	220,459
72	Household & Coml Furnishings & Appliances	37,676	34,518	93,293	41,874
73	Food Preparation and Serving Equipment	17,861	31,980	70,976	51,355
74	Office Machines & Visible Record Equipment	15,715	15,892	14,413	12,709
75	Office Supplies and Devices	12,666	13,913	25,763	31,070
76	Books, Maps, Other Publications	138,893	162,611	147,514	133,199
77	Musical Inst, Phonographs, Home Type Radio	3,465	4,767	3,821	1,820
78	Recreational and Athletic Equipment	9,031	11,526	11,175	9,065
79	Cleaning Equipment and Supplies	37,036	33,593	39,950	62,497
80	Brushes, Paints, Sealers and Adhesives	9,650	6,380	8,683	7,750
81	Containers, Packaging & Packing Supplies	168,004	116,147	249,290	123,154
83	Tex, Lthr, Fur, Apparl & Shoe Findng, Tent & Flag	153,486	77,424	133,012	66,705
84	Clothing, Individual Equipment & Insignia	537,716	588,476	1,254,735	773,513
85	Toiletries	44,424	27,658	54,996	44,462
87	Agricultural Supplies	7,606	8,638	12,340	12,723
88	Live Animals	478	775	689	878
89	Subsistence	1,826,181	1,571,480	2,370,239	1,819,196
91	Fuels, Lubricants, Oils and Waxes	4,503,437	3,591,208	6,002,094	5,163,591
93	Nonmetallic Fabricated Materials	14,400	12,478	33,755	40,648
94	Nonmetallic Crude Materials	0	12,974	182	371
95	Metal Bars, Sheets and Shapes	27,061	61,180	47,462	57,181
96	Ores, Minerals, and Their Primary Products	8,170	113,669	4,924	113,642
99	Miscellaneous	2,542,180	2,729,662	2,562,925	2,225,337
	T O T A L SUPPLIES AND EQUIPMENT	60,769,923	59,784,042	73,527,876	71,999,150

TABLE 3B. Supplies and Equipment

(Amounts in Thousands of Dollars)

CODE	DESCRIPTION	FISCAL YEAR			
		1993	1992	1991	1990
Weapons					
1005	Guns, through 30 mm	324,693	251,980	350,423	445,931
1010	Guns, over 30 mm up to 75 mm	26,192	28,983	30,298	19,789
1015	Guns, 75 mm through 125 mm	53,546	79,435	62,957	35,273
1020	Guns, over 125 mm through 150 mm	40,312	59,324	51,481	15,688
1025	Guns, over 150 mm through 200 mm	66,118	27,449	21,359	13,902
1030	Guns, over 200 mm through 300 mm	42-	970-	493	313
1035	Guns, over 300 mm	0	0	84	163
1040	Chemical Weapons and Equipment	57	1,181	418	7,362
1045	Launchers, Torpedo and Depth Charge	2,216	61,156	9,759	17,095
1055	Launchers, Rocket and Pyrotechnic	24,931	35,836	45,530	108,361
1070	Nets and Booms, Ordnance	0	145	0	84
1075	Degaussing and Mine Sweeping Equipment	5,187	6,046	16,570	7,979
1080	Camouflage and Deception Equipment	13,229	9,574	50,149	49,727
1090	Assy Intrng Btwn Wpns In 2 or More Class	487	991	120	3,919
1095	Miscellaneous Weapons	317,021	514,688	358,358	595,071
TOTAL	Weapons	873,945	1,075,817	997,999	1,320,657
Nuclear Ordnance					
1105	Nuclear Bombs	53-	96-	458	4,085
1110	Nuclear Projectiles	625	1,869	0	0
1115	Nuclear Warheads and Warhead Sections	27	3,836-	1,187	23,573
1135	Fusing and Firing Devices, Nucl Ordnance	1,141	1,108	3,427	454
1140	Nuclear Components	232	0	241	0
1145	Explosive and Pyrotechnic Comps, Nucl Ord	0	280	1,960	168
1190	Specilized Test and Handling Eq, Nucl Ord	20,277	24,057	11,417	1,984
1195	Miscellaneous Nuclear Ordnance	13-	1,413-	5,409	968-
TOTAL	Nuclear Ordnance	22,235	21,970	24,099	29,296
Fire Control Equipment					
1210	Fire Control Directors	4,350	17,958	55,014	44,441
1220	Fire Control Computing Sights & Devices	85,862	16,876	58,451	32,573
1230	Fire Control Systems, Complete	91,064	100,155	116,512	392,953
1240	Optical Sighting and Ranging Equipment	84,059	146,798	167,668	269,694
1250	Fire Control Stabilizing Mechanisms	56-	4,029	711	69
1260	Fire Cntl Designating & Indicating Equip	64,481	104,387	22,559	40,184
1265	Fire Control Transmitting & Receiving Eq	9,885	29,772	19,817	80,126
1270	Aircraft Gunnery Fire Control Components	156,152	183,477	161,052	378,709
1280	Aircraft Bombing Fire Control Components	75,037	29,698	19,093	111,439
1285	Fire Control Radar Equip, Except Airborne	20,055	12,199	33,671	23,603
1287	Fire Control Sonar Equipment	2,752	17,448	12,286	11,429
1290	Miscellaneous Fire Control Equipment	54,935	45,768	69,184	104,996
TOTAL	Fire Control Equipment	648,576	708,564	736,018	1,490,216
Ammunition and Explosives					
1305	Ammunition, through 30 mm	175,748	227,881	280,055	164,174
1310	Ammunition, over 30 mm up to 75 mm	54,297	33,948	43,363	59,350
1315	Ammunition, 75 mm through 125 mm	310,260	500,174	630,901	497,481
1320	Ammunition, over 125 mm	123,327	190,722	178,360	216,851
1325	Bombs	764,578	408,259	500,433	446,524
1330	Grenades	14,267	46,179	67,160	73,596
1336	Guided Msl Warheads and Explosive Comps	105,211	15,178	49,264	21,495
1337	Guide Msl & Space Veh Explo Un, Fuel, Comp	12,022	24,651	37,619	45,962
1338	Guide Msl and Sp Veh Inert Un, Fuel, Comp	50,978	12,559	6,117	3,233
1340	Rockets, Rocket Ammunition & Rocket Comps	71,067	93,586	76,063	503,406
1345	Land Mines	27,532	49,052-	65,572	128,724
1350	Underwater Mine Inert Components	4,137	11,691	13,082	18,382
1351	Underwater Mine Explosive Components	711	4,979	5,400	4,331
1355	Torpedo Inert Components	294,879	115,307	258,833	464,321
1356	Torpedo Explosive Components	5,993	25,979	235,270	1,353
1360	Depth Charge Inert Components	108	0	953-	190
1361	Depth Charge Explosive Components	189	0	0	300
1365	Military Chemical Agents	341	2,498	550	3,651
1370	Pyrotechnics	39,844	64,768	59,087	39,964
1375	Demolition Materials	15,693	38,357	8,958	12,707
1376	Bulk Explosives	10,552	35,552	127,477	79,030
1377	Cartridge & Propellant Actuated Dv & Comps	70,983	55,472	72,692	82,407

TABLE 3B. Supplies and Equipment

(Continued)

(Amounts in Thousands of Dollars)

C O D E	DESCRIPTION	FISCAL YEAR			
		1993	1992	1991	1990
Ammunition and Explosives (CONT)					
1385	Surface Use Explo Ord Disposal Tools & Eq	4,587	5,090	4,447	1,455
1386	Undwtr Use Explo Ord Disposal Tools & Eq	859	1,946	2,951	141
1390	Fuses and Primers	90,766	200,617	140,543	152,076
1395	Miscellaneous Ammunition	11,622	1,199	4,058	3,983
1398	Specilized Ammo Handling and Svcing Equip	1,351-	5,440	11,344	9,111
TOTAL	Ammunition and Explosives	2,259,201	2,072,979	2,878,646	3,034,198
Guided Missiles					
1410	Guided Missiles	2,318,874	2,253,845	3,579,608	2,314,973
1420	Guided Missile Components	853,019	1,271,642	1,065,139	816,874
1425	Guided Missile Systems, Complete	954,172	1,543,154	1,686,492	1,915,207
1427	Guided Missile Subsystems	179,222	215,442	440,475	896,442
1430	Guided Missile Remote Control Systems	302,664	187,497	407,472	120,147
1440	Launchers, Guided Missile	398,075	740,721	479,155	720,403
1450	Guided Missile Handling & Servicing Equip	781,434	191,174	978,372	545,408
TOTAL	Guided Missiles	5,787,461	6,403,474	8,636,713	7,329,454
Aircraft & Airframe Structural Components					
1510	Aircraft Fixed Wing	10,016,768	10,222,118	10,228,186	8,886,442
1520	Aircraft Rotary Wing	2,039,807	2,096,608	1,061,659	2,345,364
1550	Drones	183,793	155,166	78,096	106,815
1560	Airframe Structural Components	871,433	1,248,559	836,704	1,006,184
TOTAL	Aircraft & Airframe Structural Components	13,111,801	13,722,451	12,204,645	12,344,805
Aircraft Components and Accessories					
1610	Aircraft Propellers	24,774	22,531	25,717	40,639
1615	Helicopter Rotor Blades, Drive Mechanisms & Comps	221,871	221,860	446,772	303,272
1620	Aircraft Landing Gear Components	43,743	42,061	91,641	87,872
1630	Aircraft Wheel and Brake Systems	28,909	40,276	63,884	112,482
1650	Acft Hydraulic, Vacuum & De-icing Sys Comp	60,476	81,553	106,683	138,334
1660	Aircraft AC, Heating and Pressurizing Eq	48,626	58,014	83,670	59,521
1670	Parachutes and Cargo Tie Down Equipment	36,675	40,184	100,577	63,144
1680	Msl Aircraft Accessories and Components	974,165	993,587	1,174,379	1,713,647
TOTAL	Aircraft Components and Accessories	1,439,239	1,500,066	2,093,323	2,518,911
Acft Launching, Ldg, & Gnd Handling Equip					
1710	Aircraft Landing Equipment	17,993	28,552	16,862	17,865
1720	Aircraft Launching Equipment	17,205	12,299	21,156	13,601
1730	Aircraft Ground Servicing Equipment	176,153	80,356	119,206	102,781
1740	Airfield Specialized Trucks and Trailers	35,429	22,513	5,068	32,367
TOTAL	Acft Launching, Ldg, & Gnd Handling Equip	246,780	143,720	162,292	166,614
Space Vehicles					
1810	Space Vehicles	106,135	478,417	187,042	130,480
1820	Space Vehicle Components	85,622	145,310	351,058	257,166
1830	Space Vehicle Remote Control Systems	46,375	74,357	91,693	48,388
1840	Space Vehicle Launchers	64,562	51,479	36,511	368,067
1850	Space Vehicle Handling & Servicing Equip	0	0	0	33
TOTAL	Space Vehicles	302,694	749,562	666,304	804,154
Ships, Sml Cft, Pontoons & Floating Docks					
1900	Frigates and Corvettes	0	25,814	14,137-	1,002
1901	Aircraft Carriers	166,763	28,213	51,034	132,350
1902	Cruisers	20,498	42,509	33,074	26,477
1903	Destroyers	1,425,143	1,853,959	1,618,525	1,430,474
1904	Submarines	266,254	135,980	1,842,922	1,591,859
1905	Combat Ships and Landing Vessels	0	1,060-	1,161	2,795

TABLE 3B. Supplies and Equipment

(Continued)

(Amounts in Thousands of Dollars)

C O D E	DESCRIPTION	FISCAL YEAR			
		1993	1992	1991	1990
	Ships, SmI Cft, Pontoons & Floating Docks (CONT)				
1906	Minelayers and Minesweepers	137,396	203,548	242,009	358,826
1907	Landing Craft	115,384	183,442	217,181	201,233
1908	Torpedo Boats and Gun Boats	18,684	7,556	105,487	98,353
1910	Transport Vessels, Passenger and Troop	7,525	5,679	335	143
1911	Amphibious Assault Ships	252,247	817,299	201,328	256,654
1915	Cargo and Tanker Vessels	466,259	330,422	183,711	371,975
1920	Fishing Vessels	5,721	1,297	5,422	53
1921	Tugs and Towboats	3,766	9,421	3,652	15,376
1923	Ice Breakers	258,139	0	0	0
1924	Repair Ships	0	0	0	252
1925	Special Service Vessels	55,740	62,944	167,935	111,591
1928	Salvage Vessels	0	0	1,873	339
1929	Rescue Vessels	264	0	0	0
1930	Barges and Lighters, Cargo	11,694	0	472	759
1935	Barges and Lighters, Special Purpose	9,093	32,218	69	15,533
1940	Small Craft	22,743	41,087	38,930	46,991
1945	Pontoons and Floating Docks	61,517	41,836	2,375	13,054
1950	Floating Drydocks	336	0	163	188
1955	Dredges	37	66	85	94
1990	Miscellaneous Vessels	1,720,346	14,127	17,476	90,191
	TOTAL Ships, SmI Cft, Pontoons & Floating Docks	5,025,548	3,836,355	4,721,083	4,766,562
	Ship and Marine Equipment				
2010	Ship and Boat Propulsion Equipment	83,470	66,838	81,813	96,804
2020	Rigging and Rigging Gear	494	1,385	246	900
2030	Deck Machinery	5,418	3,365	1,275	15,077
2040	Marine Hardware and Hull Items	24,086	24,640	18,834	30,701
2050	Buoys	5,623	3,478	4,135	1,550
2090	Miscellaneous Ship and Marine Equipment	42,038	56,329	78,218	79,466
	TOTAL Ship and Marine Equipment	161,129	156,034	184,521	224,498
	Railway Equipment				
2210	Locomotives	301	1,897	268	329
2220	Rail Cars	13,824	9,472	3,699	0
2230	Right-of-way Const and Maint Eq, Railroad	68	926	61	1,455
2240	Locomotive & Rail Car Accessories & Comps	849	313	273	45
2250	Track Material, Railroad	75	245	81	451
	TOTAL Railway Equipment	15,117	12,227	4,260	2,280
	Gnd Effect Veh, Motor Veh, Trailers & Cysc				
2305	Ground Effect Vehicles	2,191	38,690	37,105	1,489
2310	Passenger Motor Vehicles	14,300	71,836	8,197	7,383
2320	Trucks and Truck Tractors, Wheeled	1,919,154	1,417,158	1,137,427	686,527
2330	Trailers	98,233	163,598	123,667	154,040
2340	Motorcycles, Motor Scooters and Bicycles	2,727	2,975	1,342	1,603
2350	Combat Assault & Tactical Veh, Tracked	830,279	605,135	2,373,800	926,978
	TOTAL Gnd Effect Veh, Motor Veh, Trailers & Cysc	2,866,885	2,299,391	3,681,538	1,778,020
	Tractors				
2410	Tractor, Full Tracked, Low Speed	5,751	15,548	8,613	11,634
2420	Tractors, Wheeled	3,398	3,906	4,993	8,767
2430	Tractors, Full Tracked, High Speed	0	510	385	372
	TOTAL Tractors	9,149	19,964	13,991	20,773
	Vehicular Equipment Components				
2510	Vehicular Cab, Body, Frame Structural Comp	33,517	116,562	47,291	31,987
2520	Vehicular Power Transmission Components	126,400	121,238	380,103	364,435
2530	Vehicular Brake, Steering, A-ile Wheel Comp	83,888	99,670	338,419	255,062
2540	Vehicular Furniture and Accessories	62,899	63,508	42,546	40,393
2590	Miscellaneous Vehicular Components	78,722	78,567	65,126	78,439
	TOTAL Vehicular Equipment Components	385,426	479,545	873,484	770,316

TABLE 3B. Supplies and Equipment

(Continued)

(Amounts in Thousands of Dollars)

C O D E	DESCRIPTION	FISCAL YEAR			
		1993	1992	1991	1990
Tires and Tubes					
2610	Tires & Tubes, Pneumatic, Except Aircraft	58,765	55,228	77,531	77,054
2620	Tires and Tubes, Pneumatic, Aircraft	26,173	29,250	45,289	56,558
2630	Tires, Solid and Cushion	25	15,408	152	157
2640	Tire Rebuilding & Tire & Tube Repair Mats	5,880	15,148	1,726	2,315
TOTAL	Tires and Tubes	90,844	115,035	124,698	136,084
Engines, Turbines, and Components					
2805	Gas Reciprocating Eng. Except Acft. & Comps	2,743	4,963	3,903	3,586
2810	Gas Reciprocating Eng. Aircraft & Comps	921	126	2,430	2,190
2815	Diesel Engines and Components	52,738	77,389	264,583	141,657
2820	Steam Engines, Reciprocating & Components	6,385	657	0	0
2825	Steam Turbines and Components	3,641	27,568	6,180	5,477
2830	Water Turbines & Water Wheels & Comps	777	2,560	1,119	3,441
2835	Gas Turbines and Jet Eng. Ex Acft & Comps	82,556	127,234	379,164	542,771
2840	Gas Turbines and Jet Engines, Acft & Comps	2,450,178	2,558,894	3,319,175	4,114,961
2845	Rocket Engines and Components	147	56	3,327	1,422
2850	Gasoline Rotary Engines & Components	347	26,582	4,359	43,755
2895	Miscellaneous Engines and Components	4,203	26,460	140,722	102,943
TOTAL	Engines, Turbines, and Components	2,604,342	2,852,379	4,124,962	4,962,203
Engine Accessories					
2910	Engine Fuel Sys Components, Nonaircraft	13,685	19,314	37,238	27,739
2915	Engine Fuel System Components, Aircraft	52,721	72,218	123,138	225,702
2920	Engine Electrical Sys Comps, Nonaircraft	28,887	28,131	44,600	46,513
2925	Engine Electrical Sys Comps, Aircraft	9,637	17,208	18,011	31,061
2930	Engine Cooling Sys Comps, Nonaircraft	3,655	9,655	13,352	10,676
2935	Engine Cooling Sys Components, Aircraft	4,008	1,700	4,700	6,037
2940	Eng Filters, Strainers & Cleaners, Nonaircraft	6,124	4,433	20,487	17,555
2945	Eng Filters, Strainers & Cleaners, Aircraft	2,798	1,341	3,298	3,113
2950	Turbosuperchargers	637	2,267	842	3,343
2990	Misc Engine Accessories, Nonaircraft	11,734	5,746	9,643	8,455
2995	Misc Engine Accessories, Aircraft	29,782	34,783	51,278	46,888
TOTAL	Engine Accessories	163,669	196,797	326,587	427,482
Mechanical Power Transmission Equipment					
3010	Torque Converters and Speed Changers	12,938	21,760	68,543	13,508
3020	Gears, Pulleys, Sprockets and Trans Chain	22,214	22,943	51,911	37,590
3030	Belting, Drive Belts, Fan Belts & Accys	1,641	528	431	323
3040	Miscellaneous Power Transmission Equip	24,874	38,592	60,956	42,390
TOTAL	Mechanical Power Transmission Equipment	61,666	83,823	181,841	93,811
Bearings					
3110	Bearings, Antifriction, Unmounted	74,298	56,016	62,840	58,801
3120	Bearings, Plain, Unmounted	9,596	22,407	27,565	23,528
3130	Bearings, Mounted	1,714	2,687	2,392	1,205
TOTAL	Bearings	85,608	81,111	92,797	83,534
Woodworking Machinery and Equipment					
3210	Sawmill and Planing Mill Machinery	27	125	0	30
3220	Woodworking Machines	2,200	2,354	563	1,299
3230	Tools & Attachments for Woodworking Mach	0	293	0	0
TOTAL	Woodworking Machinery and Equipment	2,227	2,772	563	1,329
Metalworking Machinery					
3405	Saws and Filing Machines	2,893	2,713	1,141	3,671
3408	Machining Centers & Way-type Machines	4,421	14,968	65,451	17,548
3410	Electrical & Ultrasonic Erosion Machines	1,297	4,942	445	538

TABLE 3B. Supplies and Equipment

(Continued)

(Amounts in Thousands of Dollars)

C O D E	DESCRIPTION	FISCAL YEAR			
		1993	1992	1991	1990
Metalworking Machinery (CONT)					
3411	Boring Machines	1,354	15,576	1,615	4,035
3412	Broaching Machines	1,008	3,789	2,055	38
3413	Drilling and Tapping Machines	2,220	2,173	1,036	2,546
3414	Gear Cutting and Finishing Machines	122	56-	478	432
3415	Grinding Machines	4,332	11,228	8,232	6,916
3416	Lathes	10,935	28,122	10,222	17,512
3417	Milling Machines	12,629	12,827	6,751	4,674
3418	Planers and Shapers	115	31	207	0
3419	Miscellaneous Machine Tools	918	1,084	6,820	3,671
3422	Rolling Mills and Drawing Machines	0	0	50	88
3424	Metal Heat Treating & Non-thermal Equip	2,934	2,420	1,646	1,100
3426	Metal Finishing Equipment	1,214	1,822	4,170	794
3431	Electric Arc Welding Equipment	1,613	15,402-	8,853	11,241
3432	Electric Resistance Welding Equipment	37	0	185	304
3433	Gas Welding, Heat Cutting, & Metalizing Eq	2,105	3,887	827	1,315
3436	Welding Positioners and Manipulators	0	128	277	0
3438	Miscellaneous Welding Equipment	337	533	797	487
3439	Misc Welding, Soldering & Brazing Supply	4,807	3,748	2,693	4,808
3441	Bending and Forming Machines	6,589	2,203	2,557	5,382
3442	Hydraulic and Pneumatic Presses, Power Dr	979	10,147	771	431
3443	Mechanical Presses, Power Driven	779	798	940	709
3444	Manual Presses	58	0	183	342
3445	Punching and Shearing Machines	6,350	2,450	1,765	4,114
3446	Forging Machinery and Hammers	298	430	2,298	198
3448	Riveting Machines	253	47	57	101
3449	Msc Secondary Metal Forming & Cutting Mach	807	552	1,293	61
3450	Machine Tools, Portable	664	935	718	1,118
3455	Cutting Tools for Machine Tools	1,229	565	1,281	948
3456	Cutting Tools for Secondary Metal Mach	165	75	0	984
3460	Machine Tool Accessories	1,691	1,192	571	4,636
3461	Accessories for Secondary Metal Machinery	40	0	0	94
3465	Production Jigs, Fixtures and Templates	389	357	59	334
3470	Machine Shop Sets, Kits, and Outfits	520	320	166	116
TOTAL	Metalworking Machinery	76,102	114,601	136,610	101,286
Service and Trade Equipment					
3510	Laundry and Dry Cleaning Equipment	4,689	16,034	5,361	7,591
3520	Shoe Repairing Equipment	29	0	111	0
3530	Indust Sewing Mach & Mobile Tex Repr Shops	174	273	2,401	765
3540	Wrapping and Packaging Machinery	609	875	3,503	953
3550	Vending and Coin Operated Machines	0	161	0	0
3590	Misc Service and Trade Equipment	2,589	1,225	6,095	4,068
TOTAL	Service and Trade Equipment	8,089	18,568	17,471	13,377
Special Industry Machinery					
3605	Food Products Machinery and Equipment	25	109	408	319
3610	Printing, Duplicating & Bookbinding Equip	43,218	50,985	55,924	36,370
3611	Industrial Marking Machines	1,198	124	282	621
3615	Pulp and Paper Industries Machinery	901	407	1,936	1,439
3620	Rubber & Plastic Working Machinery	11,944	3,592	2,272	1,292
3625	Textile Industries Machinery	59	61	146	421
3630	Clay & Concrete Products Industries Mach	45	28	0	0
3635	Crystal & Glass Industries Machinery	200	2,405	798	148
3640	Tobacco Manufacturing Machinery	0	0	112	45
3645	Leather Tanning and Working Machinery	35	0	0	101
3650	Chemical and Pharmaceutical Machinery	285	3,380	974	311
3655	Gas Generating and Dispensing Systems	11,698	14,007	17,130	11,713
3660	Industrial Size Reduction Machinery	2,982	216	1,101	330
3670	Specialized Circuit Board Manufacturing Mach	1,280	893	243	3,183
3680	Foundry Machinery, Related Equip & Sup	295	989	995	422
3685	Specialized Metal Container Mfg Mach & Eq	0	58	332	27
3690	Specialized Ammunition and Ordnance Mach	1,004	1,172	157	1,668
3693	Industrial Assembly Machines	31	591	98	85
3694	Clean Work Stations, Controlled Environ Eq	270	301	799	331
3695	Miscellaneous Special Industry Machinery	13,191	36,382	15,295	6,271
TOTAL	Special Industry Machinery	88,662	115,699	99,002	65,097

TABLE 3B. Supplies and Equipment

(Continued)

(Amounts in Thousands of Dollars)

C O D E	DESCRIPTION	FISCAL YEAR			
		1993	1992	1991	1990
Agricultural Machinery and Equipment					
3710	Soil Preparation Equipment	234	247	121	113
3720	Harvesting Equipment	12,509	109	71	116
3730	Dairy, Poultry, and Livestock Equipment	44	37	0	235
3740	Pest, Disease, and Frost Control Equipment	149	99	2,266	307
3750	Gardening Implements and Tools	3,718	4,448	3,802	1,969
3760	Animal Drawn Vehicles and Farm Trailers	38	0	0	0
3770	Saddlery, Harness, Whips and Furnishings	598	1,254	314	297
TOTAL	Agricultural Machinery and Equipment	17,290	6,194	6,574	3,037
Const, Mining, Excavating & Hwy Maint Eq					
3805	Earth Moving and Excavating Equipment	27,699	33,939	16,540	39,828
3810	Cranes and Crane-shovels	8,270	19,536	10,046	29,163
3815	Crane and Crane-shovel Attachments	323	628	921	1,055
3820	Mining, Rock Drilling, Earth Boring Equip	2,401	2,389	7,482	12,286
3825	Road Clearing and Cleaning Equipment	21,009	20,177	35,659	11,440
3830	Truck and Tractor Attachments	1,457	1,388	875	713
3835	Petroleum Production & Distribution Equip	1,659	11,401	107	13,789
3895	Miscellaneous Construction Equipment	25,205	21,374	12,325	12,277
TOTAL	Const, Mining, Excavating & Hwy Maint Eq	88,024	110,832	83,955	120,551
Materials Handling Equipment					
3910	Conveyors	11,785	4,861	7,575	6,435
3915	Materials Feeders	522	241	306	741
3920	Mat Handling Equip, Nonself-propelled	3,678	2,718	1,496	4,454
3930	Warehouse Trks & Tractors, Self-propelled	103,186	96,508	174,329	127,920
3940	Blocks Tackle Rigging and Slings	3,992	2,367	4,961	3,046
3950	Winches, Hoists, Cranes and Derricks	26,583	51,620	50,386	39,091
3960	Elevators and Escalators	3,106	839	69	368
3990	Miscellaneous Materials Handling Equip	80,776	79,970	81,603	77,076
TOTAL	Materials Handling Equipment	233,628	239,125	320,725	259,131
Rope, Cable, Chain and Fittings					
4010	Chain and Wire Rope	9,334	12,592	14,737	12,594
4020	Fiber Rope Cordage and Twine	7,672	4,223	12,132	7,619
4030	Fittings for Rope, Cable and Chain	2,188	6,238	6,391	1,804
TOTAL	Rope, Cable, Chain and Fittings	19,194	23,052	33,260	22,017
Refrigeration, AC & Air Circulating Equip					
4110	Refrigeration Equip	10,472	8,634	24,246	19,753
4120	Air Conditioning Equip	73,771	31,623	50,359	36,555
4130	Refrigeration and Air Conditioning Comps	7,824	9,502	13,593	14,650
4140	Fans, Air Circulators & Blower Equip	22,297	12,330	27,423	12,944
TOTAL	Refrigeration, AC & Air Circulating Equip	114,364	62,090	115,621	83,902
Fire Fighting, Rescue & Safety Equipment					
4210	Fire Fighting Equipment	66,112	29,762	106,501	96,931
4220	Marine Lifesaving and Diving Equipment	14,473	21,726	20,135	17,612
4230	Decontaminating and Impregnating Equip	8,982	12,885	21,726	12,431
4240	Safety and Rescue Equipment	69,034	122,519	188,558	114,243
TOTAL	Fire Fighting, Rescue & Safety Equipment	158,602	186,891	336,920	241,217
Pumps and Compressors					
4310	Compressors and Vacuum Pumps	33,826	29,463	36,351	26,688
4320	Power and Hand Pumps	53,429	61,416	71,394	80,567
4330	Centrifugals, Separators, and Filters	11,498	14,574	19,438	13,306
TOTAL	Pumps and Compressors	98,754	105,453	127,183	120,561

TABLE 3B. Supplies and Equipment

(Continued)

(Amounts in Thousands of Dollars)

C O D E	DESCRIPTION	FISCAL YEAR			
		1993	1992	1991	1990
	Furnace, Steam Plant, Drying Equip & Nucl				
4410	Industrial Boilers	9,592	6,569	2,711	4,053
4420	Heat Exchangers and Steam Condensers	2,707	2,848	4,702	2,437
4430	Industrial Furnaces, Kilns, Lehrs & Ovens	2,535	13,491	1,811	5,495
4440	Driers, Dehydrators and Anhydrators	3,027	3,792	3,252	4,087
4460	Air Purification Equipment	3,763	9,565	13,672	2,375
4470	Nuclear Reactors	897,953	240,753	380,421	675,627
	TOTAL Furnace, Steam Plant, Drying Equip & Nucl	919,577	277,018	406,569	694,074
	Plumbing, Heating & Sanitation Equipment				
4510	Plumbing Fixtures and Accessories	3,182	3,026	5,386	7,008
4520	Space Heating Eq & Domestic Water Heaters	7,843	8,102	8,683	5,556
4530	Fuel Burning Equipment Units	2,125	1,111	2,009	1,522
4540	Misc Plumbing, Heating & Sanitation Equip	4,287	8,907	7,817	2,699
	TOTAL Plumbing, Heating & Sanitation Equipment	17,437	21,147	23,895	16,785
	Water Purification & Sewage Treatment Eq				
4610	Water Purification Equipment	47,515	13,124	36,139	25,761
4620	Water Distillation Equip Marine & Indust	868	1,401	247	2,410
4630	Sewage Treatment Equipment	1,188	1,089	1,798	922
	TOTAL Water Purification & Sewage Treatment Eq	49,572	14,614	38,184	29,093
	Pipe, Tubing, Hose & Fittings				
4710	Pipe and Tube	17,133	17,825	27,175	21,182
4720	Hose and Tubing, Flexible	13,898	23,557	26,351	15,093
4730	Fittings & Specialties; Hose, Pipe & Tube	29,487	33,601	38,245	28,418
	TOTAL Pipe, Tubing, Hose & Fittings	60,518	74,984	91,771	64,693
	Valves				
4810	Valves, Powered	38,375	36,386	49,267	45,081
4820	Valves, Nonpowered	40,430	59,002	71,886	65,763
	TOTAL Valves	78,805	95,387	121,153	110,844
	Maintenance & Repair Shop Equipment				
4910	Motor Veh Maint & Repr Shop Specilized Eq	56,680	25,795	17,269	34,305
4920	Acft Maint & Repair Shop Specilized Equip	221,772	169,990	278,993	283,599
4921	Torpedo Maint, Repair & Checkout Spec Eq	2,231	1,475	233	750
4923	Depth Charges, Mines Maint & Repair Equip	0	74	0	296
4925	Ammunition Maint, Repr & Checkout Spec Eq	1,245	1,440	5,576	2,350
4927	Rocket Maint, Repair & Checkout Spec Equip	95	1,414	986	189
4930	Lubrication & Fuel Dispensing Equipment	20,729	26,624	16,143	21,654
4931	Fire Control Maint & Repair Shop Spec Eq	27,775	39,464	11,269	27,599
4933	Weapons Maint & Repair Shop Spec Eq	11,504	44,476	9,715	4,783
4935	Guided Missile Maint, Repair Specilized Eq	29,333	67,214	33,382	68,860
4940	Miscellaneous Maint, Repair Specilized Eq	23,416	21,069	30,960	91,412
4960	Space Vehicle Maint, Repair Specilized Eq	60	71	0	0
	TOTAL Maintenance & Repair Shop Equipment	394,840	399,107	402,554	535,797
	Hand Tools				
5110	Hand Tools, Edged, Nonpowered	1,307	290	1,467	247
5120	Hand Tools, Nonedged, Nonpowered	6,698	6,209	5,216	6,052
5130	Hand Tools, Power Driven	2,138	8,199	3,077	4,410
5133	Drill Bits, Counterbores, and Countersinks	29	131	144	149
5136	Taps, Dies, and Collets: Hand and Machine	0	141	291	142
5140	Tool and Hardware Boxes	718	1,123	331	44
5180	Sets, Kits and Outfits of Hand Tools	11,667	15,190	9,472	8,092
	TOTAL Hand Tools	22,557	31,274	19,998	19,136

TABLE 3B. Supplies and Equipment

(Continued)

(Amounts in Thousands of Dollars)

C O D E	DESCRIPTION	FISCAL YEAR			
		1993	1992	1991	1990
Measuring Tools					
5210	Measuring Tools, Craftsmen's	414	905	631	1,232
5220	Inspection Gauges & Precision Layout Tools	2,705	2,056	1,519	4,379
5280	Sets, Kits and Outfits of Measuring Tools	2,080	643	127	2,011
TOTAL	Measuring Tools	5,200	3,604	2,277	7,622
Hardware and Abrasives					
5305	Screws	3,752	5,636	6,459	3,530
5306	Bolts	5,980	8,391	10,155	8,168
5307	Studs	869	887	638	715
5310	Nuts and Washers	5,555	13,442	10,295	9,899
5315	Nails, Keys and Pins	1,857	4,560	5,193	1,648
5320	Rivets	10,503	4,340	4,633	3,356
5325	Fastening Devices	981	1,019	1,736	1,550
5330	Packing and Gasket Materials	27,799	28,414	24,261	20,694
5335	Metal Screening	496	118	2,054	67
5340	Miscellaneous Hardware	22,036	22,796	12,568	37,215
5345	Disks and Stones, Abrasive	172	166	0	442
5350	Abrasive Materials	1,490	1,880	3,135	3,760
5355	Knobs and Pointers	272	11,039	498	267
5360	Coil, flat and Wire Springs	4,624	2,090	1,787	607
5365	Rings, Shims and Spacers	5,287	5,318	6,477	4,779
TOTAL	Hardware and Abrasives	91,671	109,764	64,753	96,697
Prefabricated Structures & Scaffolding					
5410	Prefabricated and Portable Buildings	40,938	25,708	62,835	30,311
5411	Rigid Wall Shelters	18,179	45,908	28,809	27,855
5420	Bridges, Fixed and Floating	247	1,290	5,570	7,004
5430	Storage Tanks	14,642	24,835	18,716	13,643
5440	Scaffolding Equipment and Concrete Forms	919	1,979	2,279	3,831
5445	Prefabricated Tower Structures	704	529	383	1,765
5450	Miscellaneous Prefabricated Structures	28,793	30,381	22,592	11,870
TOTAL	Prefabricated Structures & Scaffolding	104,422	130,630	141,184	96,279
Lumber, Millwork, Plywood & Veneer					
5510	Lumber and Related Basic Wood Materials	10,235	10,978	13,573	23,814
5520	Millwork	1	122	160	246
5530	Plywood and Veneer	4,976	5,109	7,181	4,749
TOTAL	Lumber, Millwork, Plywood & Veneer	15,210	16,208	20,914	28,809
Construction & Building Materials					
5610	Mineral Construction Materials, Bulk	26,879	17,037	16,719	14,124
5620	Building Glass, Tile, Brick and Block	703	1,285	177	758
5630	Pipe and Conduit, Nonmetallic	28	115	106	280
5640	Wallboard Bldg & Thermal Insulation Mat	2,141	4,759	2,660	1,351
5650	Roofing and Siding Materials	528	3,764	904	367
5660	Fencing, Fences and Gates	1,784	801	32,518	7,183
5670	Building Components, Prefabricated	1,248	1,972	7,066	1,649
5680	Miscellaneous Construction Materials	20,946	38,789	45,760	24,066
TOTAL	Construction & Building Materials	54,259	68,523	105,910	49,778
Communication, Detection, & Coherent Radiation Eq					
5805	Telephone and Telegraph Equipment	189,922	176,358	196,241	202,339
5810	Communications Security Equip and Comps	457,747	178,978	314,383	553,435
5811	Other Cryptologic Equipment & Components	22,592	16,334	17,812	6,491
5815	Teletype and Facsimile Equipment	21,606	8,880	53,162	36,647
5820	Radio & TV Comm Equipment, Except Airborne	773,718	384,072	450,253	447,717
5821	Radio and TV Comm Equipment, Airborne	128,920	156,463	220,991	205,315
5825	Radio Navigation Equip, Except Airborne	60,699	78,543	113,566	219,956
5826	Radio Navigation Equipment, Airborne	146,925	60,462	116,651	112,149
5830	Intercomm Public Address Sys, Ex Airborne	5,243	12,211	23,940	30,466

TABLE 3B. Supplies and Equipment

(Continued)

(Amounts in Thousands of Dollars)

FDOC	DESCRIPTION	FISCAL YEAR			
		1993	1992	1991	1990
	Communication, Detection, & Coherent Radiation Eq (CONT)				
5831	Intercomm Public Address Sys, Airborne	983	988	16-	5,207
5835	Sound Recording & Reproducing Equipment	23,080	21,135	21,554	61,335
5836	Video Recording and Reproducing Equipment	18,238	16,468	21,730	10,687
5840	Radar Equipment, Except Airborne	256,941	327,662	544,329	793,341
5841	Radar Equipment, Airborne	576,144	517,628	725,262	1,388,396
5845	Underwater Sound Equipment	503,699	848,027	1,104,137	1,566,872
5850	Visible & Invisible Light Comm Equipment	8,555	19,551	2,158	2,342
5855	Night Vision Equipment	218,306	268,348	430,051	316,207
5860	Stimulated Coherent Radiation Devices	5,033	5,745	16,020	7,905
5865	Elct Countermeasures & Quick Reaction Eq	1,006,138	689,553	961,107	1,204,509
5895	Miscellaneous Communication Equipment	1,123,612	1,359,169	1,011,796	2,113,344
TOTAL	Communication, Detection, & Coherent Radiation Eq	5,548,103	5,146,576	6,345,127	9,284,660
	Electrical & Electronic Equip Components				
5905	Resistors	5,163	5,732	4,768	5,207
5910	Capacitors	2,346	1,881	1,985	2,408
5915	Filters and Networks	4,885	9,490	12,323	19,145
5920	Fuses, Arrestors, Absorbers, & Protectors	1,202	2,235	1,351	18,315
5925	Circuit Breakers	6,980	10,839	18,168	13,717
5930	Switches	28,937	38,587	60,153	41,672
5935	Connectors Electrical	17,093	12,849	22,455	24,622
5940	Lugs Terminals and Terminal Strips	2,232	1,110	5,462	3,000
5945	Relays and Solenoids	14,248	19,375	24,593	26,473
5950	Coils and Transformers	9,854	6,265	12,627	10,802
5955	Oscillators & Piezoelectric Crystals	7,859	6,335	8,954	3,659
5960	Electron Tubes & Assoc Hardware	81,369	101,206	264,442	159,862
5961	Semiconductor Devices & Assoc Hardware	6,179	4,398	5,281	5,052
5962	Microcircuits - Electronic	19,372	12,723	22,926	35,013
5963	Electronic Modules	166,298	114,089	279,488	252,233
5965	Headsets, Handsets, Microphones & Speakers	10,108	19,143	9,938	14,327
5970	Elec Insulators and Insulating Material	966	1,601	2,933	3,252
5975	Electrical Hardware and Supplies	8,707	21,001	25,607	14,097
5977	Electrical Contact Brushes & Electrodes	4,590	4,747	2,328	2,976
5980	Optoelectronic Devices & Assoc Hardware	3,146	3,627	2,647	6,171
5985	Antennas, Waveguides & Related Equipment	155,813	205,670	286,524	191,035
5990	Synchros and Resolvers	5,741	5,123	4,528	9,946
5995	Cable, Cord, Wire Assemblies, Comm Equip	42,936	58,978	53,795	44,970
5998	Electrical & Elct Assys, Boards, Cards	182,139	123,177	163,369	60,860
5999	Misc Electrical & Electronic Components	414,332	319,570	1,133,721	328,126
TOTAL	Electrical & Electronic Equip Components	1,202,496	1,109,750	2,430,366	1,296,940
	Fiber Optics Mats, Components, Assemblies, & Accys				
6004	Rotary Joints	207	402	201	0
6006	Attenuators	0	63	0	0
6008	Optical Multiplexers/Demultiplexers	62	87	143	99
6010	Fiber Optic Conductors	0	71	161	50
6015	Fiber Optic Cables	67,493	27,106	70,391	17,586
6020	Fiber Optic Cable Assemblies and Harnesses	2,177	1,016	315	975
6021	Fiber Optic Switches	569	692	43	0
6025	Fiber Optic Transmitters	928	153	305	0
6026	Fiber Optic Receivers	35	38	0	0
6029	Optical Repeaters	490	0	0	0
6030	Fiber Optic Devices	446	1,136	3,931	4,411
6032	Fiber Optic Light Sources	0	0	56	0
6034	Fiber Optic Modulators/Demodulators	207	0	0	0
6035	Fiber Optic Light Transfer and Image Transfer Dev	1,621	71	322	80
6050	Fiber Optic Passive Devices	0	54	116	0
6060	Fiber Optic Interconnectors and Supplies	283	526	437	145
6070	Fiber Optic Accessories and Supplies	816	1,480-	1,194	860
6080	Fiber Optic Kits & Sets	257	151	151	408
6099	Miscellaneous Fiber Optic Components	5,633	4,472	2,770	186
TOTAL	Fiber Optics Mats, Components, Assemblies, & Accys	81,226	34,558	80,536	24,800
	Electric Wire & Power Distribution Equip				
6105	Motors, Electrical	20,485	27,236	30,065	29,096
6110	Electrical Control Equipment	55,076	72,233	45,790	31,538

TABLE 3B. Supplies and Equipment

(Continued)

(Amounts in Thousands of Dollars)

C O D E	DESCRIPTION	FISCAL YEAR			
		1993	1992	1991	1990
Electric Wire & Power Distribution Equip (CONT)					
6115	Generators and Generator Sets, Electrical	60,786	166,831	157,934	151,297
6116	Fuel Cell Power Units, Components & Accys	41	86	611	475
6117	Solar Electric Power Systems	33	163	133	1,266
6120	Transformers, Distribution & Power Station	1,457	4,020	3,078	8,359
6125	Converters, Electrical, Rotating	3,101	4,998	8,718	4,047
6130	Converters, Electrical, Nonrotating	181,753	202,913	144,480	113,417
6135	Batteries, Nonrechargeable	30,854	73,247	77,377	165,741
6140	Batteries, Rechargeable	32,004	59,218	65,028	58,758
6145	Wire and Cable, Electrical	18,393	20,389	40,062	44,986
6150	Misc Electric Power & Distribution Eq	41,593	52,788	46,566	59,044
6160	Miscellaneous Battery Retaining Fixtures & Liners	357	846	329	0
TOTAL	Electric Wire & Power Distribution Equip	445,934	684,968	620,171	668,024
Lighting Fixtures and Lamps					
6210	Indoor & Outdoor Electric Lighting Fixtures	4,009	6,899	10,574	8,302
6220	Electric Vehicular Lights and Fixtures	17,776	15,490	17,622	21,680
6230	Electric Portable & Hand Lighting Equip	11,512	4,947	12,645	14,381
6240	Electric Lamps	5,874	4,456	8,709	7,303
6250	Ballasts, Lampholders and Starters	877	485	834	723
6260	Nonelectrical Lighting Fixtures	624	6,161	14,230	10,407
TOTAL	Lighting Fixtures and Lamps	40,673	38,438	64,614	62,796
Alarm, Signal, & Security Detection Systems					
6310	Traffic and Transit Signal Systems	0	327	338	406
6320	Shipboard Alarm and Signal Systems	614	2,422	4,995	823
6330	Railroad Signal and Warning Devices	0	80	0	0
6340	Aircraft Alarm and Signal Systems	6,576	6,284	6,620	14,919
6350	Misc Alarm, Signal and Security Systems	47,522	27,102	38,480	32,576
TOTAL	Alarm, Signal, & Security Detection Systems	54,712	36,214	50,433	48,724
Medical, Dental, & Veterinary Eq & Sup					
6505	Drugs & Biologicals	200,945	233,622	458,782	260,068
6506	Blood	82	0	0	0
6507	Blood Derivatives	48	0	0	0
6508	Medicated Cosmetics and Toiletries	1,318	61	1,152	488
6510	Surgical Dressing Materials	11,023	11,123	34,634	24,580
6515	Medical & Surgical Instruments, Equip & Supplies	71,939	57,193	119,491	91,472
6520	Dental Instruments, Equip and Supplies	4,555	10,612	9,040	7,428
6525	X-ray Equip & Sup; Medical, Dental & Vet	28,646	45,198	65,341	56,429
6530	Hospital Furniture, Equip, Utensils & Sup	40,455	59,790	78,818	64,058
6532	Hospital & Surgical Clothing	2,135	1,555	4,246	4,189
6540	Ophthalmic Instruments, Equip & Supplies	4,683	5,629	14,083	6,506
6545	Medical Sets, Kits and Outfits	4,067	9,785	16,934	18,554
6550	In Vitro Diagnostic Substances, Reagents	15,833	11,989	15,170	13,442
TOTAL	Medical, Dental, & Veterinary Eq & Sup	385,731	446,557	817,691	547,214
Instruments and Laboratory Equipment					
6605	Navigational Instruments	183,763	193,620	264,122	228,214
6610	Flight Instruments	47,031	75,759	81,869	27,325
6615	Automatic Pilot Mechanisms Airborne Gyro	37,032	56,027	77,919	40,177
6620	Engine Instruments	28,305	20,661	28,012	37,461
6625	Electrical & Elct Meas & Test Instruments	300,507	402,076	523,877	413,345
6630	Chemical Analysis Instruments	33,346	33,698	34,949	21,286
6635	Physical Properties Testing Equipment	25,193	39,017	27,010	31,821
6636	Environmental Chambers and Related Equip	4,315	6,336	11,385	3,901
6640	Laboratory Equipment & Supplies	22,194	37,587	30,185	43,188
6645	Time Measuring Instruments	128	3,168	15,599	10,839
6650	Optical Instruments, Test Equip, Comps & Accys	25,643	51,175	28,907	39,348
6655	Geophysical Instruments	2,362	3,566	1,846	1,404
6660	Meteorological Instruments and Apparatus	15,286	11,135	27,612	22,362
6665	Hazard-detecting Instruments & Apparatus	36,277	53,616	90,095	63,324
6670	Scales and Balances	2,688	1,685	7,191	1,989
6675	Drafting, Surveying & Mapping Instruments	9,673	4,174	12,221	6,064

TABLE 3B. Supplies and Equipment

(Continued)

(Amounts in Thousands of Dollars)

C O D E	DESCRIPTION	FISCAL YEAR			
		1993	1992	1991	1990
Instruments and Laboratory Equipment (CONT)					
6680	Flow, Level, Motion Measuring Instruments	18,766	20,153	20,451	26,370
6685	Pressure, Temperature & Humidity Instruments	31,749	17,301	41,591	38,123
6695	Combination & Miscellaneous Instruments	31,070	36,254	24,571	27,838
TOTAL	Instruments and Laboratory Equipment	855,072	1,067,008	1,349,412	1,084,379
Photographic Instruments					
6710	Cameras, Motion Picture	5,974	4,262	17,671	6,507
6720	Cameras, Still Picture	6,479	3,330	3,368	2,106
6730	Photographic Projection Equipment	6,474	4,354	3,443	5,787
6740	Photo Developing and Finishing Equip	2,983	9,796	8,211	8,913
6750	Photographic Supplies	4,756	9,207	20,346	8,966
6760	Photographic Equipment and Accessories	8,739	8,819	9,079	6,987
6770	Film, Processed	1,392	5,325	534	2,037
6780	Photographic Sets, Kits and Outfits	1,060	1,041	126-	994
TOTAL	Photographic Instruments	37,857	46,135	62,526	42,297
Chemicals and Chemical Products					
6810	Chemicals	18,787	22,793	24,603	25,973
6820	Dyes	741	2,043	291	96
6830	Gases, Compressed and Liquefied	155,144	45,763	60,580	24,750
6840	Pest Control Agents and Disinfectants	5,534	6,525	56,647	11,578
6850	Miscellaneous Chemical Specialties	27,523	27,766	43,782	53,360
TOTAL	Chemicals and Chemical Products	207,729	104,891	185,903	115,757
Training Aids and Devices					
6910	Training Aids	104,893	130,489	147,731	106,812
6920	Armament Training Devices	107,781	137,107	78,953	146,611
6930	Operational Training Devices	253,147	406,591	384,448	450,679
6940	Communication Training Devices	29,094	42,005	41,537	71,445
TOTAL	Training Aids and Devices	494,915	716,192	652,669	775,547
ADP Equipment, Software, Supplies and Equipment					
7010	ADPE Configuration	878,057	807,290	783,939	769,831
7020	ADP Central Processing Unit - Analog	21,199	31,255	33,730	34,506
7021	ADP Central Processing Unit - Digital	39,941	49,369	55,878	158,888
7022	ADP Central Processing Unit - Hybrid	3,358	1,502	10,743	5,239
7025	ADP Input/output and Storage Devices	404,644	425,226	294,026	290,537
7030	ADP Software	276,521	310,172	292,055	195,650
7035	ADP Support Equip	330,587	213,974	247,012	261,692
7040	Punched Card Equip	2,031	2,008	32,353	2,176
7042	Mini & Micro Computer Control Devices	21,548	15,698	30,588	43,154
7045	ADP Supplies	69,357	64,184	66,730	89,734
7050	ADP Components	89,327	140,515	114,031	99,426
TOTAL	ADP Equipment, Software, Supplies and Equipment	2,136,571	2,061,194	1,961,085	1,949,833
Furniture					
7105	Household Furniture	48,367	59,917	74,968	46,128
7110	Office Furniture	182,537	193,909	193,597	128,533
7125	Cabinets, Lockers, Bins and Shelving	35,273	27,910	25,466	25,570
7195	Miscellaneous Furniture and Fixtures	17,276	23,970	24,164	20,228
TOTAL	Furniture	283,454	305,707	318,195	220,459
Household & Coml Furnishings & Appliances					
7210	Household Furnishings	18,909	12,413	63,175	21,521
7220	Floor Coverings	9,848	14,766	14,091	10,125
7230	Draperies, Awnings and Shades	4,006	5,065	7,023	4,900
7240	Household and Commercial Util Containers	3,008	1,289	6,217	2,894

TABLE 3B. Supplies and Equipment

(Continued)

(Amounts in Thousands of Dollars)

C O D E	DESCRIPTION	FISCAL YEAR			
		1993	1992	1991	1990
Household & Coml Furnishings & Appliances (CONT)					
7290	Misc Household Coml Furnishings Appliances	1,904	985	2,787	2,434
TOTAL	Household & Coml Furnishings & Appliances	37,676	34,518	93,293	41,874
Food Preparation and Serving Equipment					
7310	Food Cooking Baking Serving Equip	7,196	11,635	14,313	11,195
7320	Kitchen Equipment and Appliances	3,601	5,666	8,671	8,699
7330	Kitchen Hand Tools and Utensils	1,752	477	3,095	661
7340	Cutlery and Flatware	1,920	2,713	12,728	3,235
7350	Tableware	1,995	8,569	3,704	3,557
7360	Sets, Kits, Outfits, & Modules, Food Prep & Servng	1,398	2,920	28,465	24,008
TOTAL	Food Preparation and Serving Equipment	17,861	31,980	70,976	51,355
Office Machines & Visible Record Equipment					
7420	Accounting and Calculating Machines	252	414	490	505
7430	Typewriters & Office Type Composing Mach	818	1,070	1,057	1,063
7435	Office Information System Equipment	2,200	1,370	1,725	2,117
7450	Office Type Sound Recording Repro Mach	1,119	2,508	2,031	1,457
7460	Visible Record Equipment	2,025	4,858	5,220	4,153
7490	Miscellaneous Office Machines	9,301	5,771	3,890	3,414
TOTAL	Office Machines & Visible Record Equipment	15,715	15,992	14,413	12,709
Office Supplies and Devices					
7510	Office Supplies	7,632	8,582	5,815	4,366
7520	Office Devices and Accessories	578	531	1,592	238
7530	Stationery and Record Forms	4,307	4,229	18,287	26,109
7540	Standard Forms	150	571	69	357
TOTAL	Office Supplies and Devices	12,666	13,913	25,763	31,070
Books, Maps, Other Publications					
7610	Books and Pamphlets	17,826	24,534	50,380	9,489
7630	Newspapers and Periodicals	5,099	4,995	5,377	4,935
7640	Maps, Atlases Charts and Globes	8,985	4,054	13,432	12,307
7650	Drawings and Specifications	18,758	3,316	1,103	907
7660	Sheet and Book Music	0	0	34	0
7670	Microfilm Processed	3,223	3,996	4,614	3,040
7690	Miscellaneous Printed Matter	85,002	121,715	72,574	102,521
TOTAL	Books, Maps, Other Publications	138,893	162,611	147,514	133,199
Musical Inst, Phonographs, Home Type Radio					
7710	Musical Instruments	451	1,173	611	724
7720	Musical Instrument Parts and Accessories	26	141	105	0
7730	Phonographs, Radios, TV Sets: Home Type	1,582	1,862	1,511	812
7740	Phonograph Records	1,406	1,591	1,594	284
TOTAL	Musical Inst, Phonographs, Home Type Radio	3,465	4,767	3,821	1,820
Recreational and Athletic Equipment					
7810	Athletic and Sporting Equipment	1,541	4,229	3,873	3,573
7820	Games, Toys and Wheeled Goods	656	1,474	491	373
7830	Recreational and Gymnastic Equipment	6,834	5,823	6,811	5,119
TOTAL	Recreational and Athletic Equipment	9,031	11,526	11,175	9,065
Cleaning Equipment and Supplies					
7910	Floor Polishers and Vacuum Cleaners	2,534	3,257	2,514	1,617
7920	Brooms, Brushes, Mops and Sponges	1,291	810	1,906	3,207

TABLE 3B. Supplies and Equipment

(Continued)

(Amounts in Thousands of Dollars)

C O D E	DESCRIPTION	FISCAL YEAR			
		1993	1992	1991	1990
Cleaning Equipment and Supplies (CONT)					
7930	Cleaning & Polishing Compounds & Preps	33,212	29,526	35,530	57,673
TOTAL	Cleaning Equipment and Supplies	37,036	33,593	39,950	62,497
Brushes, Paints, Sealers and Adhesives					
8010	Paints, Dopes, Varnishes & Related Product	7,755	5,137	6,586	6,130
8020	Paint and Artists' Brushes	0	227-	963	0
8030	Preservative and Sealing Compounds	1,144	1,210	196	1,083
8040	Adhesives	751	259	938	537
TOTAL	Brushes, Paints, Sealers and Adhesives	9,650	6,380	8,683	7,750
Containers, Packaging & Packing Supplies					
8105	Bags and Sacks	12,779	6,696	28,907	7,762
8110	Drums and Cans	11,142	10,560	8,557	7,793
8115	Boxes, Cartons and Crates	9,688	16,838	54,814	15,931
8120	Commercial & Industrial Gas Cylinders	3,242	2,207	4,087	2,076
8125	Bottles and Jars	325	124	0	259
8130	Reels and Spools	81	84	25	548
8135	Packaging and Packing Bulk Materials	3,645	3,544	6,047	6,358
8140	Ammunition & Nuclear Ordnance Containers	76,739	37,278	51,516	53,764
8145	Specialized Shipping & Storage Containers	50,364	38,816	95,337	28,663
TOTAL	Containers, Packaging & Packing Supplies	168,004	116,147	249,290	123,154
Tex, Lthr, Fur, Apparel & Shoe Findng, Tent & Flag					
8305	Textile Fabrics	16,648	35,645	33,257	27,418
8310	Yarn and Thread	100	73	215	853
8315	Notions and Apparel Findings	1,730	1,688	3,538	2,204
8320	Padding and Stuffing Materials	0	942	298	39
8330	Leather	0	70	157	337
8335	Shoe Findings and Soling Materials	0	120	45	0
8340	Tents and Tarpaulins	133,719	36,904	86,632	33,223
8345	Flags and Pennants	1,289	1,980	8,870	2,631
TOTAL	Tex, Lthr, Fur, Apparel & Shoe Findng, Tent & Flag	153,486	77,424	133,012	66,705
Clothing, Individual Equipment & Insignia					
8405	Outerwear, Men's	97,436	91,867	119,150	97,448
8410	Outerwear, Women's	9,134	8,475	16,064	30,284
8415	Clothing, Special Purpose	247,047	276,468	688,870	377,062
8420	Underwear and Nightwear, Men's	1,796	13,972	36,423	21,789
8425	Underwear and Nightwear, Women's	413	1,215	1,112	12,154
8430	Footwear, Men's	94,160	95,560	145,736	99,850
8435	Footwear, Women's	0	1,199	3,843	129
8440	Hosiery, Handwear & Clothing Accy, Men's	4,390	9,520	32,519	16,337
8445	Hosiery Handwear & Clothing Accy, Women's	2,140	969	1,776	1,438
8450	Children's & Infant's Apparel & Accy	16,454	17,723	7,927	15,764
8455	Badges and Insignia	6,190	10,761	10,327	8,595
8460	Luggage	4,619	3,611	10,433	3,405
8465	Individual Equipment	20,897	37,607	96,767	6,211
8470	Armor, Personal	19,445	1,499	62,860	38,290
8475	Specilized Flight Clothing & Accessories	13,534	18,031	20,928	44,747
TOTAL	Clothing, Individual Equipment & Insignia	537,716	588,476	1,254,735	773,513
Toiletries					
8510	Perfumes, Toilet Preparations and Powders	8,408	6,030	15,960	10,389
8520	Toilet Soap, Shaving Prep & Dentifrices	6,653	4,112	7,754	6,893
8530	Personal Toiletry Articles	4,981	1,878	3,494	4,535
8540	Toiletry Paper Products	24,382	15,638	27,788	22,645
TOTAL	Toiletries	44,424	27,658	54,996	44,462

TABLE 3B. Supplies and Equipment

(Continued)

(Amounts in Thousands of Dollars)

C O D E	DESCRIPTION	FISCAL YEAR			
		1993	1992	1991	1990
Agricultural Supplies					
8710	Forage and Feed	7,201	6,097	11,519	11,744
8720	Fertilizers	0	132	351	566
8730	Seeds and Nursery Stock	405	2,409	470	413
TOTAL	Agricultural Supplies	7,606	8,638	12,340	12,723
Live Animals					
8810	Live Animals, Raised for Food	0	592	273	247
8820	Live Animals, Not Raised for Food	478	183	416	631
TOTAL	Live Animals	478	775	689	878
Subsistence					
8905	Meat, Poultry and Fish	383,347	395,619	481,950	560,742
8910	Dairy Foods and Eggs	86,388	84,804	121,310	151,128
8915	Fruits and Vegetables	133,535	109,534	193,712	146,130
8920	Bakery and Cereal Products	123,565	86,499	195,482	148,600
8925	Sugar, Confectionery and Nuts	41,747	37,472	79,179	56,626
8930	Jams, Jellies and Preserves	7,912	4,433	12,774	12,773
8935	Soups and Bouillons	8,829	7,084	21,703	7,062
8940	Special Dietary Foods & Specialty Prep	111,699	104,298	520,874	204,609
8945	Food, Oils and Fats	13,152	9,487	22,422	16,627
8950	Condiments and Related Products	34,919	27,004	34,575	38,886
8955	Coffee, Tea and Cocoa	15,766	10,858	34,930	24,263
8960	Beverages, Nonalcoholic	33,993	37,204	42,580	40,500
8970	Composite Food Packages	50,241	4,055	375,065	167,792
8975	Tobacco Products	42,909	46,054	99,659	98,835
8999	Food Items for Resale	738,178	607,074	134,024	144,623
TOTAL	Subsistence	1,826,181	1,571,480	2,370,239	1,819,196
Fuels, Lubricants, Oils and Waxes					
9110	Fuels, Solid	50,354	46,644	38,823	34,949
9130	Liquid Propellants & Fuel, Petroleum Base	3,301,743	2,803,498	4,673,498	3,818,132
9135	Liquid Propellant Fuels, Chemical Base	44,251	62,775	68,302	93,163
9140	Fuel Oils	1,077,819	613,538	1,049,356	1,129,843
9150	Oils & Greases: Cutting, Lubr & Hydraulic	26,681	64,573	171,786	79,719
9160	Miscellaneous Waxes, Oils and Fats	2,589	181	229	7,785
TOTAL	Fuels, Lubricants, Oils and Waxes	4,503,437	3,591,208	6,002,094	5,163,591
Nonmetallic Fabricated Materials					
9310	Paper and Paperboard	2,989	1,367	13,093	3,400
9320	Rubber Fabricated Materials	1,504	1,432	6,947	6,189
9330	Plastics Fabricated Materials	4,006	2,186	4,677	11,047
9340	Glass Fabricated Materials	1,012	1,325	1,052	1,713
9350	Refractories & Fire Surfacing Materials	156	75	56	1,270
9390	Misc Fabricated Nonmetallic Materials	4,732	6,092	7,930	17,029
TOTAL	Nonmetallic Fabricated Materials	14,400	12,478	33,755	40,648
Nonmetallic Crude Materials					
9410	Crude Grades of Plant Materials	0	12,610	0	0
9420	Fibers: Vegetable, Animal and Synthetic	0	0	0	268
9430	Misc Crude Animal Products, Inedible	0	270	36	0
9440	Misc Crude Agricultural & Forestry Prod	0	94	0	0
9450	Nonmetallic Scrap, Except Textile	0	0	146	103
TOTAL	Nonmetallic Crude Materials	0	12,974	182	371
Metal Bars, Sheets and Shapes					
9505	Wire, Nonelectrical, Iron and Steel	6,124	6,048	10,381	12,163
9510	Bars and Rods, Iron and Steel	3,876	2,918	2,475	4,439

TABLE 3B. Supplies and Equipment

(Concluded)

(Amounts in Thousands of Dollars)

C O D E	DESCRIPTION	FISCAL YEAR			
		1993	1992	1991	1990
	Metal Bars, Sheets and Shapes (CONT)				
9515	Plate, Sheet, Strip & Foil: Iron and Steel	6,052	9,999	10,521	14,628
9520	Structural Shapes, Iron and Steel	2,735	4,583	7,136	4,241
9525	Wire, Nonelectrical, Nonferrous Base Metal	57	363	243	388
9530	Bars and Rods, Nonferrous Base Metal	1,702	26,768	2,414	4,934
9535	Plate, Sheet, Strip, & Foil: Nonferrous Metal	4,689	9,054	12,274	13,844
9540	Structural Shapes, Nonferrous Base Metal	1,445	1,447	1,918	2,404
9545	Plate, Sheet, Strip, Foil, & Wire: Precious Metal	381	0	100	140
	TOTAL Metal Bars, Sheets and Shapes	27,061	61,180	47,462	57,181
	Ores, minerals, and Their Primary Products				
9610	Ores	787	40	76	92
9620	Minerals, Natural and Synthetic	1,756	105,397	3,584	109,539
9630	Additive Metal Materials & Master Alloys	0	4,438	63	135
9640	Iron & Steel Primary & Semifinished Prod	1,076	2,817	897	1,196
9650	Nonferrous Base Metal Refinery	646	949	374	2,482
9660	Precious Metals Primary Forms	3,905	29	0	151
9670	Iron and Steel Scrap	0	0	0	47
	TOTAL Ores, Minerals, and Their Primary Products	8,170	113,669	4,994	113,642
	Miscellaneous				
9905	Signs, Advertizing Displays, Ident Plates	2,818	2,859	3,001	1,825
9910	Jewelry	369	172	87	0
9915	Collectors and/or Historical Items	120	0	0	0
9920	Smokers' Articles and Matches	521	330	2,435	566
9925	Ecclesiastical Equip, Furnishings & Sup	500	413	350	38
9930	Memorials; Cemeterial & Mortuary Eq & Sup	60	753	2,951	40
9998	Nonfood Items for Resale	57,676	116,000	63,308	41,230
9999	Miscellaneous Items	2,480,115	2,609,135	2,490,793	2,181,638
	TOTAL Miscellaneous	2,542,180	2,729,662	2,562,925	2,225,337
	T O T A L SUPPLIES AND EQUIPMENT	60,769,923	59,784,042	73,527,876	71,999,150

TABLE 4

**Net Value of
Prime Contract Awards Over \$25,000
by Federal Supply Classification
Code and Description, and by
DoD Component for FY 1993**

TABLE 4-1
Research, Development, Test, and Evaluation
by DoD Component
Fiscal Year 1993

(Amounts in Thousands of Dollars)

C O D E	D E S C R I P T I O N	D o D C O M P O N E N T						
		T O T A L	A r m y	N a v y	A i r F o r c e	D L A	O C E	O D A
AA92	RDTE/Other Agriculture-Exploratory Develop	43-	43-	0	0	0	0	0
AB11	RDTE/Crime Prevention & Control-Basic Rese	113	62	0	51	0	0	0
AB12	RDTE/Crime Prevention & Control-Explor Dev	79	0	79	0	0	0	0
AB15	RDTE/Crime Prevention & Control-Op Systems	335	335	0	0	0	0	0
AB21	RDTE/Fire Prevention & Control-Basic Resea	71	0	0	71	0	0	0
AC11	RDTE/Aircraft-Basic Research	7,099	4,820	1,456	823	0	0	0
AC12	RDTE/Aircraft-Exploratory Development	25,026	3,683	11,638	9,705	0	0	0
AC13	RDTE/Aircraft-Advanced Development	532,517	340,908	13,896	177,712	0	0	0
AC14	RDTE/Aircraft-Engineering Development	4,195,222	161,634	1,646,585	2,382,004	0	0	5,000
AC15	RDTE/Aircraft-Operational Systems Developm	84,298	4,027	32,180	48,091	0	0	0
AC16	RDTE/Aircraft-Management & Support	18,650	7,239	1,531	9,879	0	0	0
AC21	RDTE/Missile and Space Systems-Basic Resea	87,089	29,794	43,010	13,945	0	0	340
AC22	RDTE/Missile and Space Systems-Exploratory	98,133	42,360	8,703	43,643	0	0	3,427
AC23	RDTE/Missile and Space Systems-Advanced De	1,502,233	1,228,804	21,602	251,678	0	0	150
AC24	RDTE/Missile and Space Systems-Engr Develop	611,682	250,667	113,602	247,413	0	0	0
AC25	RDTE/Missile and Space Systems-Op Systems	1,715,538	10,566	82,106	1,620,190	0	0	2,676
AC26	RDTE/Missile and Space Systems-Mgmt & Supp	8,969	197-	636-	9,460	0	0	342
AC31	RDTE/Ships-Basic Research	23,140	0	23,140	0	0	0	0
AC32	RDTE/Ships-Exploratory Development	34,393	0	34,393	0	0	0	0
AC33	RDTE/Ships-Advanced Development	237,537	0	237,537	0	0	0	0
AC34	RDTE/Ships-Engineering Development	79,240	0	79,240	0	0	0	0
AC35	RDTE/Ships-Op Systems Development	22,934	0	22,934	0	0	0	0
AC36	RDTE/Ships-Management & Support	8,065	0	8,065	0	0	0	0
AC41	RDTE/Tank - Automotive-Basic Research	1,241	959	282	0	0	0	0
AC42	RDTE/Tank - Automotive-Exploratory Develop	44,672	34,925	9,747	0	0	0	0
AC43	RDTE/Tank - Automotive-Advanced Developmen	109,277	109,237	40	0	0	0	0
AC44	RDTE/Tank - Automotive-Engr Development	224,000	222,323	1,677	0	0	0	0
AC45	RDTE/Tank - Automotive-Op Systems Developm	17,728	17,728	0	0	0	0	0
AC46	RDTE/Tank - Automotive-Management & Suppor	10,404	9,014	260	1,130	0	0	0
AC51	RDTE/Weapons-Basic Research	16,855	10,531	460	5,863	0	0	0
AC52	RDTE/Weapons-Exploratory Development	59,784	27,165	7,814	24,710	0	0	94
AC53	RDTE/Weapons-Advanced Development	111,849	6,184	14,821	90,843	0	0	0
AC54	RDTE/Weapons-Engineering Development	287,033	4,020	277,507	5,507	0	0	0
AC55	RDTE/Weapons-Operational Systems Developme	42,763	2,646	1,853	38,265	0	0	0
AC56	RDTE/Weapons-Management & Support	20,335	341	11,389	8,605	0	0	0
AC61	RDTE/Electronics & Communication Eq-Basic	131,889	59,271	27,866	42,358	750	0	1,644
AC62	RDTE/Electronics & Communication Eq-Explor	266,581	119,359	121,856	16,390	0	0	8,976
AC63	RDTE/Electronics & Communication Eq-Advanc	441,623	151,119	152,147	138,357	0	0	0
AC64	RDTE/Electronics & Communication Eq-Engr D	2,102,247	142,749	415,186	1,544,311	0	0	0
AC65	RDTE/Electronics & Communication Eq-Op Sys	812,711	92,071	381,976	303,504	0	0	35,160
AC66	RDTE/Electronics & Communication Eq-Mgmt &	27,934	1,078	11,223	15,578	0	0	55
AC91	RDTE/Misc Hard Goods-Basic Research	3,529	3,270	191	68	0	0	0
AC92	RDTE/Misc Hard Goods-Exploratory Developme	1,966	0	1,966	0	0	0	0
AC93	RDTE/Misc Hard Goods-Advanced Development	19,070	7,001	6,523	10,745	0	0	4,800
AC94	RDTE/Misc Hard Goods-Engr Development	30,332	525	19,654	10,152	0	0	0
AC95	RDTE/Misc Hard Goods-Op Systems Developmen	60,681	5,018	52,334	3,328	0	0	0
AC96	RDTE/Misc Hard Goods-Mgmt & Support	1,896	0	413	1,483	0	0	0
AD11	RDTE/Ammunition-Basic Research	12,727	1,042	66	5,545	0	0	6,075
AD12	RDTE/Ammunition-Exploratory Development	15,183	3,783	10,322	1,078	0	0	0
AD13	RDTE/Ammunition-Advanced Development	122,877	121,092	747	1,038	0	0	0
AD14	RDTE/Ammunition-Engineering Development	95,002	82,795	11,881	326	0	0	0
AD15	RDTE/Ammunition-Operational Systems Develop	761	761	0	0	0	0	0
AD16	RDTE/Ammunition-Management & Support	5,318	3,843	387	1,088	0	0	0
AD21	RDTE/Services-Basic Research	38,636	720	20,423	12,878	0	0	4,616
AD22	RDTE/Services-Exploratory Development	54,124	16,481	29,068	5,201	0	0	3,353
AD23	RDTE/Services-Advanced Development	106,463	20,957	62,978	22,174	0	0	353
AD24	RDTE/Services-Engineering Development	79,705	16,896	46,432	16,377	0	0	0
AD25	RDTE/Services-Operational Systems Developm	183,025	114,848	51,452	14,599	0	0	2,126
AD26	RDTE/Services-Management & Support	111,510	82,078	7,956	20,359	0	0	1,117
AD31	RDTE/Subsistence-Basic Research	56	56	0	0	0	0	0
AD32	RDTE/Subsistence-Exploratory Development	1,879	1,848	31	0	0	0	0
AD33	RDTE/Subsistence-Advanced Development	941	241	700	0	0	0	0
AD41	RDTE/Textiles, Clothing, Equipage-Basic Re	1,167	1,127	40	0	0	0	0
AD42	RDTE/Textiles, Clothing, Equipage-Explor D	27,682	26,736	626	230	0	0	90
AD43	RDTE/Textiles, Clothing, Equipage-Advanced	4,622	3,476	1,146	0	0	0	0
AD44	RDTE/Textiles, Clothing, Equipage-Engr Dev	4,842	1,430	1,671	1,540	0	0	0
AD45	RDTE/Textiles, Clothing, Equipage-Op Syste	4,148	4,058	90	0	0	0	0
AD46	RDTE/Textiles, Clothing, Equipage-Mgmt & S	285	285	0	0	0	0	0
AD51	RDTE/Fuels and Lubricants-Basic Research	39	0	0	39	0	0	0
AD52	RDTE/Fuels and Lubricants-Exploratory Deve	5,334	2,710	160-	2,784	0	0	0
AD53	RDTE/Fuels and Lubricants-Advanced Develop	7,867	7,819	48	0	0	0	0
AD54	RDTE/Fuels and Lubricants-Engr Development	80	80	0	0	0	0	0
AD55	RDTE/Fuels and Lubricants-Operational Syst	95	69	26	0	0	0	0
AD56	RDTE/Fuels and Lubricants-Management & Sup	207	0	0	207	0	0	0
AD61	RDTE/Construction-Basic Research	127,861	121,563	0	2,745	0	0	3,553
AD62	RDTE/Construction-Exploratory Development	1,015	57	208	0	0	0	750

TABLE 4-1
Research, Development, Test, and Evaluation
by DoD Component
Fiscal Year 1993

(Continued)

(Amounts in Thousands of Dollars)

C O D E	D E S C R I P T I O N	D O D C O M P O N E N T						
		T O T A L	A r m y	N a v y	A i r F o r c e	D L A	O C E	O D A
AD63	RDTE/Construction-Advanced Development	931	0	0	931	0	0	0
AD64	RDTE/Construction-Engineering Development	10,685	3,233	7,451	0	0	0	0
AD65	RDTE/Construction-Operational Systems Deve	6,216	581	2,761	1,545	0	0	1,328
AD66	RDTE/Construction-Management & Support	110	0	110	0	0	0	0
AD91	RDTE/Other Defense-Basic Research	393,078	11,211	272,148	41,023	0	0	68,696
AD92	RDTE/Other Defense-Exploratory Development	1,319,279	412,407	136,259	243,482	0	0	527,132
AD93	RDTE/Other Defense-Advanced Development	1,094,995	62,944	90,066	227,223	0	0	714,762
AD94	RDTE/Other Defense-Engineering Development	93,741	38,661	20,656	34,349	0	0	75
AD95	RDTE/Other Defense-Operational Systems Dev	185,932	23,743	23,042	127,671	0	0	11,475
AD96	RDTE/Other Defense-Management & Support	84,404	8,136	16,959	31,241	0	0	28,069
AE12	RDTE/Employmt Growth & Productivity-Explor	150	0	0	150	0	0	0
AE21	RDTE/Product or Srvc Improvement-Basic Res	13,801	0	0	13,801	0	0	0
AE31	RDTE/Manufacturing Technology-Basic Resear	187	0	0	187	0	0	0
AE32	RDTE/Manufacturing Technology-Exploratory	10,694	0	6,297	4,398	0	0	0
AE35	RDTE/Manufacturing Technology-Op Systems D	110,212	3,237	0	102,843	4,132	0	0
AE91	RDTE/Other Econ Growth&Productivity-Basic	30	0	0	0	0	0	30
AF11	RDTE/Education-Basic Research	17,365	0	0	0	0	0	17,365
AF12	RDTE/Education-Exploratory Development	380	0	380	0	0	0	0
AF13	RDTE/Education-Advanced Development	1,149	0	0	1,149	0	0	0
AF16	RDTE/Education-Management & Support	1,282	1,282	0	0	0	0	0
AG61	RDTE/Energy - Petroleum - Basic Research	39	0	0	39	0	0	0
AG72	RDTE/Energy - Solar - Exploratory Developm	459	459	0	0	0	0	0
AG92	RDTE/Other Energy - Exploratory Development	144	109	0	35	0	0	0
AG96	RDTE/Other Energy - Management & Support	189	0	0	189	0	0	0
AH11	RDTE/Pollution Cntl & Abatement-Basic Rese	250	100	0	150	0	0	0
AH12	RDTE/Pollution Cntl & Abatement-Explorator	1,343	949	0	393	0	0	0
AH13	RDTE/Pollution Cntl & Abatement-Advanced D	344	0	0	344	0	0	0
AH16	RDTE/Pollution Cntl & Abatement-Mgmt & Sup	150	0	0	150	0	0	0
AH21	RDTE/Air Pollution-Basic Research	2,694	0	0	2,694	0	0	0
AH22	RDTE/Air Pollution-Exploratory Development	240	240	0	0	0	0	0
AH26	RDTE/Air Pollution-Management & Support	632	0	0	632	0	0	0
AH31	RDTE/Water Pollution-Basic Research	719	0	0	719	0	0	0
AH32	RDTE/Water Pollution-Exploratory Developme	84	0	84	0	0	0	0
AH36	RDTE/Water Pollution-Management & Support	328	0	155	173	0	0	0
AH42	RDTE/Noise Pollution-Exploratory Development	209	0	0	209	0	0	0
AH43	RDTE/Noise Pollution-Advanced Development	245	0	0	245	0	0	0
AH91	RDTE/Other Environmental Protection-Basic	688	0	218	471	0	0	0
AH92	RDTE/Other Environmental Protection-Explor	5,173	2,003	372	2,798	0	0	0
AH94	RDTE/Other Environmental Protection-Engr D	5,260	0	0	5,260	0	0	0
AH95	RDTE/Other Environmental Protection-Op Sys	5,060	898	0	4,162	0	0	0
AH96	RDTE/Other Environmental Protection-Mgmt &	19,767	19,483	0	285	0	0	0
AJ11	RDTE/Physical Sciences - Basic Research	58,117	98	344	56,717	0	0	957
AJ12	RDTE/Physical Sciences - Exploratory Devel	25,622	787	123	24,647	0	0	64
AJ13	RDTE/Physical Sciences - Advanced Developm	15,195	83	171	14,941	0	0	0
AJ14	RDTE/Physical Sciences - Engineering Devel	21,132	0	0	21,132	0	0	0
AJ15	RDTE/Physical Sciences - Operational Syste	1,707	522	0	1,185	0	0	0
AJ16	RDTE/Physical Sciences - Management & Supp	31,960	0	0	31,960	0	0	0
AJ21	RDTE/Math & Computer Sciences - Basic Rese	4,321	0	1,242	79	0	0	3,000
AJ22	RDTE/Math & Computer Sciences - Explor Dev	1,923	1,488	0	435	0	0	0
AJ23	RDTE/Math & Computer Sciences - Advanced D	466	0	0	466	0	0	0
AJ24	RDTE/Math & Computer Sciences - Engr Devel	50	50	0	0	0	0	0
AJ25	RDTE/Math & Computer Sciences - Op Systems	1,340	0	1,340	0	0	0	0
AJ31	RDTE/Environmental Sciences - Basic Resear	135	135	0	0	0	0	0
AJ32	RDTE/Environmental Sciences - Explor Devel	3,726	1,976	1,750	0	0	0	0
AJ35	RDTE/Environmental Sciences - Op Systems D	690	690	0	0	0	0	0
AJ41	RDTE/Engineering Sciences - Basic Research	450	450	0	0	0	0	0
AJ42	RDTE/Engineering Sciences - Exploratory De	1,549	137	0	1,412	0	0	0
AJ43	RDTE/Engineering Sciences - Advanced Devel	650	0	0	650	0	0	0
AJ44	RDTE/Engineering Sciences - Engineering De	3,201	0	100	3,101	0	0	0
AJ45	RDTE/Engineering Sciences - Operational Sy	150	0	150	0	0	0	0
AJ46	RDTE/Engineering Sciences - Management & S	3,484	185	0	3,299	0	0	0
AJ51	RDTE/Life Sciences - Basic Research	211	50	0	0	0	0	261
AJ61	RDTE/Psychological Sciences - Basic Resear	45	45	0	0	0	0	0
AJ62	RDTE/Psychological Sciences - Exploratory	59	59	0	0	0	0	0
AJ91	RDTE/Other Sciences - Basic Research	115	0	0	50	0	65	0
AJ92	RDTE/Other Sciences - Exploratory Developm	420	390	30	0	0	0	0
AJ95	RDTE/Other Sciences - Operational Systems	156	0	156	0	0	0	0
AJ96	RDTE/Other Sciences - Management & Support	47	0	0	47	0	0	0
AM16	RDTE/Int'l Affairs & Cooperation-Mgmt & Su	1,663	1,663	0	0	0	0	0
AN11	RDTE/Biomedical - Basic Research	4,483	1,600	0	0	0	0	2,883
AN16	RDTE/Biomedical - Management & Support	7,097	0	0	7,097	0	0	0
AN41	RDTE/Health Services - Basic Research	143	0	0	0	0	0	143
AN46	RDTE/Health Services - Management & Suppor	817,832	0	0	0	0	0	817,832
AN81	RDTE/Aids Research - Basic Research	939	939	0	0	0	0	0
AN82	RDTE/Aids Research - Exploratory Developme	308	308	0	0	0	0	0
AN83	RDTE/Aids Research - Advanced Development	3,313	3,313	0	0	0	0	0

TABLE 4-1
Research, Development, Test, and Evaluation
by DoD Component
Fiscal Year 1993

(Concluded)

(Amounts in Thousands of Dollars)

C O D E	DESCRIPTION	D O D C O M P O N E N T						
		TOTAL	Army	Navy	Air Force	DLA	OCE	ODA
AN91	RDTE/Other Medical - Basic Research	7,849	6,393	1,456	0	0	0	0
AN92	RDTE/Other Medical - Exploratory Developme	14,622	14,622	0	0	0	0	0
AN93	RDTE/Other Medical - Advanced Development	43,093	43,093	0	0	0	0	0
AN94	RDTE/Other Medical - Engineering Developme	205	205	0	0	0	0	0
AN95	RDTE/Other Medical - Operational Systems D	79	50	29	0	0	0	0
AP22	RDTE/Natural Resources - Land - Explor Dev	1,682	1,640	0	42	0	0	0
AP32	RDTE/Natural Resources - Mineral - Explor	162	162	0	0	0	0	0
AP63	RDTE/Marine Fisheries - Advanced Developme	35	0	35	0	0	0	0
AP91	RDTE/Natural Resources-Other-Basic Researc	522	0	0	522	0	0	0
AR11	RDTE/Space - Aeronautics - Basic Research	3,726	0	0	3,726	0	0	0
AR12	RDTE/Space - Aeronautics - Exploratory Dev	200	0	0	200	0	0	0
AR13	RDTE/Space - Aeronautics - Advanced Develo	11,120	0	0	11,120	0	0	0
AR21	RDTE/Space-Science Applications-Basic Rese	5,035	0	4,298	737	0	0	0
AR22	RDTE/Space-Science Applications-Explor Dev	890	51	0	839	0	0	0
AR23	RDTE/Space-Science Applications-Advanced D	181,208	0	0	181,208	0	0	0
AR25	RDTE/Space-Science Applications-Op Systems	333,198	0	0	333,198	0	0	0
AR32	RDTE/Space Flight - Exploratory Developmen	0	0	0	0	0	0	0
AR33	RDTE/Space Flight - Advanced Development	101,314	0	0	101,314	0	0	0
AR34	RDTE/Space Flight - Engineering Developmen	107,181	0	0	107,181	0	0	0
AR35	RDTE/Space Flight - Operations Systems Dev	2,355	0	0	2,355	0	0	0
AR41	RDTE/Space Op - Tracking & Data Acq-Basic	3,236	0	0	3,236	0	0	0
AR42	RDTE/Space Op - Applied Research & Expl De	1,285	0	390	895	0	0	0
AR43	RDTE/Space Op - Trckng & Data Acq-Advanced	4,010	0	60	3,950	0	0	0
AR44	RDTE/Space Op - Trckng & Data Acq-Engineer	30,911	0	776	30,135	0	0	0
AR45	RDTE/Space Op-Trckng & Data Acq-Op Systems	2,145	0	0	2,145	0	0	0
AR62	RDTE/Space-Station-Exploratory Development	718	0	718	0	0	0	0
AR64	RDTE/Space-Station-Engineering Development	5,310	0	5,310	0	0	0	0
AR91	RDTE/Space - Other - Basic Research	136,149	50	0	136,100	0	0	0
AR92	RDTE/Space - Other - Exploratory Developme	16,094	0	262	15,832	0	0	0
AR93	RDTE/Space - Other - Advanced Development	15,168	0	0	15,168	0	0	0
AR94	RDTE/Space - Other - Engineering Developme	267	0	0	267	0	0	0
AR95	RDTE/Space - Other - Operational Systems D	11,777	0	0	11,777	0	0	0
AR96	RDTE/Space - Other - Management & Support	1,750	0	0	1,750	0	0	0
AS11	RDTE/Transportation - Air - Basic Research	779	0	779	0	0	0	0
AS12	RDTE/Transportation - Air - Exploratory De	140	0	140	0	0	0	0
AS24	RDTE/Transportation - Motor Veh - Engineer	199	0	199	0	0	0	0
AS43	RDTE/Transportation - Marine - Advanced De	10,684	0	10,684	0	0	0	0
AS91	RDTE/Transportation - Other - Basic Resear	38	0	0	38	0	0	0
AT14	RDTE/Trans - Hwys-Roads-Bridges - Engr Dev	305	305	0	0	0	0	0
AT35	RDTE/Trans - Navigational Aids - Op System	7,168	0	0	0	0	0	7,168
AT96	RDTE/Trans - Other - Management & Support	132	0	132	0	0	0	0
AV21	RDTE/Mining Equipment-Surface-Basic Resear	750	750	0	0	0	0	0
AV32	RDTE/Mining Methods-Subsurface-Exploratory	397	0	397	0	0	0	0
AV46	RDTE/Mining Methods-Surface-Management & S	942	942	0	0	0	0	0
AV72	RDTE/Mining - Metallurgical - Exploratory	24,154	0	24,154	0	0	0	0
AZ11	RDTE/Other Research & Development-Basic Re	269,191	134,785	83,835	23,101	7,302	10,474	9,695
AZ12	RDTE/Other Research & Development-Explor D	135,304	51,727	65,038	15,905	0	0	2,633
AZ13	RDTE/Other Research & Development-Advanced	468,726	17,741	17,661	432,904	0	0	420
AZ14	RDTE/Other Research & Development-Engr Dev	377,797	22,922	10,052	301,566	0	0	43,257
AZ15	RDTE/Other Research & Development-Op Sys D	123,214	21,391	13,024	49,793	0	0	39,006
AZ16	RDTE/Other Research & Development-Mgmt & S	275,668	24,386	16,215	228,934	0	1,082	5,052

TABLE 4-2
Other Services and Construction
by DoD Component
Fiscal Year 1993

(Amounts in Thousands of Dollars)

CODE	DESCRIPTION	DoD COMPONENT						
		TOTAL	Army	Navy	Air Force	DLA	OCE	ODA
B502	Air Quality Analyses	116-	35	0	150-	0	0	0
B503	Archeological/Paleontological Studies	10,652	5,892	1,240	0	0	3,520	0
B504	Chemical/Biological Studies & Analyses	6,069	2,432	2,131	191	109	1,206	0
B505	Cost Benefit Analyses	1,137	71	1,066	0	0	0	0
B506	Data Analyses (other than scientific)	11,919	7,795	730	1,992	0	0	1,402
B507	Economic Studies	992	0	143	0	0	545	304
B509	Endangered Species Studies - Plant & Anima	6,055	2,326	295	3,433	0	0	0
B510	Environmental Studies & Assessments	66,979	40,836	103	20,110	48	5,882	0
B513	Feasibility Studies (non-construction)	2,346	2,296	50	0	0	0	0
B516	Animal & Fisheries Studies	250	0	0	0	0	250	0
B517	Geological Studies	86	0	86	0	0	0	0
B518	Geophysical Studies	514	0	440	0	0	0	74
B519	Geotechnical Studies	94	0	0	0	0	94	0
B521	Historical Studies	790	198	265	0	0	291	37
B524	Mathematical/Statistical Analyses	988	825	163	0	0	0	0
B525	Natural Resource Studies	99	0	99	0	0	0	0
B526	Oceanological Studies	1,711	0	1,711	0	0	0	0
B527	Recreation Studies	453	0	0	230	0	223	0
B529	Scientific Data Studies	4,554	189	270	3,895	0	0	200
B530	Seismological Studies	611	0	25	586	0	0	0
B532	Soils Studies	339	219	0	0	0	120	0
B533	Water Quality Studies	987	234	0	0	0	753	0
B534	Wildlife Studies	26	26	0	0	0	0	0
B537	Medical & Health Studies	12,689	761	0	140	0	84	11,704
B538	Intelligence Studies	2,082	0	0	1,246	0	0	835
B539	Aeronautic/Space Studies	2,453	0	0	2,453	0	0	0
B541	Defense Studies	39,218	1,606	2,658	0	0	0	34,955
B542	Educational Studies & Analyses	62,644	0	0	0	0	0	62,644
B543	Energy Studies	462	0	0	462	0	0	0
B544	Technology Studies	15,471	224	14,237	1,010	0	0	0
B545	Housing & Community Development Studies	1,177	1,177	0	0	0	0	0
B546	Security Studies (Physical & Personal)	512	0	512	0	0	0	0
B547	Accounting/Financial Management Studies	1,059	0	1,059	0	0	0	0
B549	Foreign Policy/National Security Policy St	11,723	0	0	0	0	0	11,723
B550	Organization/Administrative/Personnel Stud	624	594	0	0	0	0	30
B551	Mobilization/Preparedness Studies	1,175	191	983	0	0	0	0
B552	Manpower Studies	931	451	0	0	0	0	480
B553	Communications Studies	12,374	75	9,933	1,955	0	0	411
B554	Acquisition Policy/Procedures Studies	465	0	232	0	0	0	233
B599	Other Special Studies & Analyses	132,917	23,626	47,875	43,073	0	6,123	12,221
C111	Administrative & Service Buildings	47,887	32,946	8,908	5,813	0	75	146
C112	Airfield, Communication & Missile Faciliti	30,697	20,224	9,752	512	0	200	0
C113	Educational Buildings	11,704	4,464	6,920	321	0	0	0
C114	Hospital Buildings	15,554	12,280	2,253	1,022	0	0	0
C115	Industrial Buildings	11,916	3,292	4,113	3,248	0	1,264	0
C116	Residential Buildings	21,419	10,002	8,701	2,717	0	0	0
C117	Warehouse Buildings	4,825	752	3,880	164	0	0	29
C118	Research & Development Facilities	3,436	1,695	1,565	0	0	176	0
C119	Other Buildings	52,575	38,321	10,623	3,026	0	605	0
C121	Conservation & Development	10,226	7,815	26	134	0	2,251	0
C122	Highways, Roads, Streets, & Bridges	6,436	5,348	350	388	0	350	0
C123	Electric Power Generation (EPG)	1,493	828	288	377	0	0	0
C124	Utilities	13,121	2,048	8,572	2,332	0	169	0
C129	Other Non-Building Structures	21,665	9,498	10,233	987	0	947	0
C130	Restoration	34,429	4,038	2,735	21,244	0	6,411	0
C211	Architect-Engineering Services (non-constr	617,570	287,916	208,335	44,746	337	70,811	5,425
C212	Engineering Drafting Services	5,957	2,710	384	201	0	3,430	0
C213	A&E Inspection Services (Non-construction)	2,947	810	862	215	0	1,059	0
C214	A&E Management Engineering Services	57,084	1,931	51,490	3,616	0	47	0
C215	A&E Production Engineering Services	18,330	583	18,913	0	0	0	0
C216	Marine Architect & Engineering Services	335,578	66	332,606	0	0	773	2,133
C219	Other Architect & Engineering Services	916,855	307,149	485,897	47,732	0	75,076	1,001
D301	ADP Facility Operation & Maintenance Servi	229,853	77,326	76,998	27,624	501	4,300	43,105
D302	ADP Systems Development Services	228,852	70,768	112,863	30,440	0	1,918	12,863
D303	ADP Data Entry Services	6,346	1,110	4,624	380	0	113	120
D304	ADP Telecommunications & Transmission Serv	16,773	7,660	945	0	0	1,862	6,307
D305	ADP Teleprocessing & Timesharing Services	46,528	7,980	4,845	0	0	33,703	0
D306	ADP Systems Analysis Services	53,816	6,636	12,767	20,190	0	14,069	154
D307	Automated Info System Design & Integration	506,958	397,984	31,265	53,070	76	614	23,349
D308	Programming Services	24,529	415	1,658	15,946	0	1,179	5,331
D309	Info & Data Broadcasting or Data Distribut	414-	37	74	0	0	0	524
D310	ADP Backup & Security Services	2,363	1,980	383	0	0	0	0
D311	ADP Data Conversion Services	17,516	9,364	1,606	77	0	0	6,470
D312	ADP Optical Scanning Services	22,818	15,733	6,551	36	0	420	78
D313	Computer Aided Design/Computer Aided Mfg S	48,700	2,943	45,728	0	0	29	0
D314	ADP System Acquisition Support Services	107,764	46,245	52,826	4,222	35	293	4,143

TABLE 4-2
Other Services and Construction
by DoD Component
Fiscal Year 1993

(Continued)

(Amounts in Thousands of Dollars)

C O D E	DESCRIPTION	DoD COMPONENT						
		TOTAL	Army	Navy	Air Force	DLA	OCE	ODA
D315	Digitizing Services	16,347	15,594	494	258	0	0	0
D316	Telecommunication Network Management Servi	9,134	0	4,814	323	0	0	3,997
D317	Automated News Svcs, Data Svcs, or Other I	751	200	77	97	0	0	377
D399	Other ADP & Telecommunication Services	1,557,995	150,549	174,481	115,108	33,067	12,225	072,564
E111	Purchase/Office Buildings	372	299	73	0	0	0	0
E199	Purchase/Other Miscellaneous Buildings	400-	400-	0	0	0	0	0
F002	Aerial Seeding	129	129	0	0	0	0	0
F003	Forest/Range Fire Suppression/Presuppressi	823	66	0	757	0	0	0
F005	Forest Tree Planting	188	159	0	0	0	30	0
F006	Land Treatment Practices (plowing/clearing	417	85	0	332	0	0	0
F007	Range Seeding Services (ground equipment)	288	288	0	0	0	0	0
F008	Recreation Site Maintenance Svcs (non-cons	253	0	0	182	0	71	0
F010	Seedling Production/Transplanting	124	0	0	49	0	75	0
F014	Tree Thinning	95	62	0	0	0	34	0
F015	Well Drilling/Exploratory	4,872	4,273	88	57	0	453	0
F018	Other Range/Forest Improvements Svcs (non-	39-	39-	0	0	0	0	0
F019	Other Wildlife Management	626	0	0	38	0	588	0
F021	Site Preparation	97	97	0	0	0	0	0
F099	Other Natural Resources & Conservation Ser	37,977	342	1,479	33,229	0	2,927	0
F101	Air Quality Support Services	4,818	1,008	3,810	0	0	0	0
F102	Surveys & Technical Support Rel to Air Pol	268	268	0	0	0	0	0
F103	Water Quality Support Services	1,593	617	92	315	402	167	0
F104	Surveys & Technical Support Rel to Water P	11,161	0	615	10,225	0	322	0
F105	Pesticides Support Services	425	0	287	141	0	3-	0
F106	Toxic Substances Support Services	71	0	71	0	0	0	0
F107	Hazardous Substance Analysis	202,352	1,785	63	200,504	0	0	0
F108	Hazardous Substance Removal/Cleanup/Dispos	207,669	83,839	37,560	9,067	59,610	17,593	0
F109	Leaking Underground Storage Tank Support S	11,527	8,569	501	2,117	0	240	0
F110	Dev of Environ Impact Statements & Assessm	9,824	1,314	300	4,767	0	3,442	0
F111	Surveys&Technical Support for Multiple Pol	58,307	327	0	11,026	0	46,954	0
F112	Oil Spill Cleanup, Removal, Disposal, & Sup	2,274	2,221	53	0	0	0	0
F999	Other Environ Svcs, Studies, & Analytical	241,212	176,164	39,889	11,987	79	13,094	0
G001	Care of Remains and/or Funeral Services	154	154	0	0	0	0	0
G002	Chaplain Services	412	231	137	44	0	0	0
G003	Recreational Services	1,424	624	627	132	0	41	0
G004	Rehabilitation Services	346	48	195	0	0	0	104
G007	Government Health Insurance Programs	290,281	0	0	0	0	0	290,281
G009	Non-Government Insurance Programs	268	0	0	268	0	0	0
G099	Other Social Services	11,403	2,877	8,441	44	42	0	0
H110	Quality Control Svcs/Weapons	926	0	926	0	0	0	0
H112	Quality Control Svcs/Fire Control Equipmen	497	0	153	344	0	0	0
H114	Quality Control Svcs/Guided Missiles	164,289	0	164,289	0	0	0	0
H118	Quality Control Svcs/Space Vehicles	78,573	0	0	78,573	0	0	0
H119	Quality Control Svcs/Ships-Sml Craft-Docks	12,375	0	12,375	0	0	0	0
H120	Quality Control Svcs/Ship & Marine Equipme	50	0	50	0	0	0	0
H144	Quality Control Svcs/Furnace-Steam Plant-N	94	94	0	0	0	0	0
H146	Quality Control Svcs/Water Purification Eq	49	0	0	49	0	0	0
H158	Quality Control Svcs/Communication Equipme	3,526	0	987	2,540	0	0	0
H159	Quality Control Svcs/Electrical & Elct Equ	12,822	0	12,822	0	0	0	0
H162	Quality Control Svcs/Lighting Fixtures & L	39	39	0	0	0	0	0
H163	Quality Control Svcs/Alarm & Signal System	59	0	0	59	0	0	0
H172	Quality Control Svcs/Household Furnishings	119	0	0	119	0	0	0
H173	Quality Control Svcs/Food Prep & Serving E	625-	0	0	625-	0	0	0
H191	Quality Control Svcs/Fuels-Lubricants-Oils	110	110	0	0	0	0	0
H199	Quality Control Svcs/Miscellaneous Equipme	44,140	0	44,140	0	0	0	0
H210	Equip & Mats Testing/Weapons	3,339	930	2,409	0	0	0	0
H212	Equip & Mats Testing/Fire Control Equipmen	2,590	0	2,590	0	0	0	0
H213	Equip & Mats Testing/Ammo & Explosives	3,627	0	3,627	0	0	0	0
H214	Equip & Mats Testing/Guided Missiles	15,964	1,452	14,511	0	0	0	0
H215	Equip & Mats Testing/Aircraft Structural C	141,790	0	141,790	0	0	0	0
H216	Equip & Mats Testing/Aircraft Comps & Accy	7,610	7,282	242	0	0	0	85
H220	Equip & Mats Testing/Ship & Marine Equipme	104	0	0	0	0	104	0
H226	Equip & Mats Testing/Tires & Tubes	152	152	0	0	0	0	0
H228	Equip & Mats Testing/Engines, Turbines & C	94	94	0	0	0	0	0
H230	Equip & Mats Testing/Mech Power Trans Equi	163	163	0	0	0	0	0
H238	Equip & Mats Testing/Construction Equipmen	129	129	0	0	0	0	0
H242	Equip & Mats Testing/Fire, Rescue & Safety	2,166	0	2,117	50	0	0	0
H243	Equip & Mats Testing/Pumps & Compressors	153	0	153	0	0	0	0
H249	Equip & Mats Testing/Maintenance & Repair	56	0	56	0	0	0	0
H252	Equip & Mats Testing/Measuring Tools	1	1	0	0	0	0	0
H253	Equip & Mats Testing/Hardware & Abrasives	63	63	0	0	0	0	0
H254	Equip & Mats Testing/Prefab Structures	45	0	45	0	0	0	0
H258	Equip & Mats Testing/Communication Equipme	36,062	565	35,497	0	0	0	0
H259	Equip & Mats Testing/Electrical & Elct Equ	156,530	0	152,271	4,259	0	0	0
H261	Equip & Mats Testing/Power Distribution Eq	65	0	65	0	0	0	0
H265	Equip & Mats Testing/Medical & Dental Equi	27	27	0	0	0	0	0

TABLE 4-2
Other Services and Construction
by DoD Component
Fiscal Year 1993

(Continued)

(Amounts in Thousands of Dollars)

C O D E	DESCRIPTION	DoD COMPONENT						
		TOTAL	Army	Navy	Air Force	DLA	OCE	ODA
H266	Equip & Mats Testing/Instruments & Lab Equ	3,338	0	3,338	0	0	0	0
H270	Equip & Mats Testing/ADP Equip & Supplies	2,799	0	0	2,799	0	0	0
H291	Equip & Mats Testing/Fuels-Lubricants-Oils	180	121	26	33	0	0	0
H299	Equip & Mats Testing/Miscellaneous Equipme	541	469	38	0	0	34	0
H316	Inspection Services/Aircraft Comps & Accys	29	0	29	0	0	0	0
H319	Inspection Services/Ships-Sml Craft-Docks	71	43	28	0	0	0	0
H344	Inspection Services/Furnace-Stream Plant-N	629	225	0	405	0	0	0
H354	Inspection Services/Prefab Structures	89	0	0	0	0	89	0
H358	Inspection Services/Communication Equipmen	4,171	0	4,171	0	0	0	0
H361	Inspection Services/Power Distribution Equ	49	0	0	49	0	0	0
H391	Inspection Services/Fuels-Lubricants-Oils	124	124	0	0	0	0	0
H399	Inspection Services/Miscellaneous Equipmen	270	0	0	60	0	210	0
H915	Other Quality Cntl Svcs/Aircraft Structure	3,757	0	3,757	0	0	0	0
H916	Other Quality Cntl Svcs/Aircraft Comps & A	50	50	0	0	0	0	0
H920	Other Quality Cntl Svcs/Ship & Marine Equi	387	0	387	0	0	0	0
H928	Other Quality Cntl Svcs/Engines, Turbines	782	0	782	0	0	0	0
H941	Other Quality Cntl Svcs/Refrigeration, AC	57	0	0	0	0	0	57
H959	Other Quality Cntl Svcs/Electrical & Elct	5,721	0	5,721	0	0	0	0
H961	Other Quality Cntl Svcs/Power Distribution	50	0	50	0	0	0	0
H999	Other Quality Cntl, Testing & Inspection S	76,653	25,812	45,396	1,810	0	3,637	0
J010	Maint & Repair of Eq/Weapons	23,663	5,881	8,644	6,335	2,446	0	357
J011	Maint & Repair of Eq/Nuclear Ordnance	404	35	0	439	0	0	0
J012	Maint & Repair of Eq/Fire Control Equipmen	59,732	6,132	60,353	3,248	0	0	0
J013	Maint & Repair of Eq/Ammo & Explosives	748	673	0	75	0	0	0
J014	Maint & Repair of Eq/Guided Missiles	181,394	3,215	176,021	2,159	0	0	0
J015	Maint & Repair of Eq/Aircraft Structural C	1,188,356	131,139	491,835	564,992	0	389	0
J016	Maint & Repair of Eq/Aircraft Comps & Accy	211,214	26,584	127,289	57,342	0	0	0
J017	Maint & Repair of Eq/Aircraft Gnd Handling	28,754	1,810	3,283	22,897	0	763	0
J018	Maint & Repair of Eq/Space Vehicles	31	0	0	31	0	0	0
J019	Maint & Repair of Eq/Ships-Sml Craft-Docks	197,237	12,771	180,409	0	0	4,057	0
J020	Maint & Repair of Eq/Ship & Marine Equipme	28,298	351	27,487	150	0	310	0
J022	Maint & Repair of Eq/Railway Equipment	1,839	838	0	1,000	0	0	0
J023	Maint & Repair of Eq/Vehicles-Trailers-Cyc	90,275	45,530	3,133	41,553	0	0	60
J024	Maint & Repair of Eq/Tractors	2,834	2,786	0	0	0	0	48
J025	Maint & Repair of Eq/Vehicular Equipment C	6,500	1,781	88	4,632	0	0	0
J026	Maint & Repair of Eq/Tires & Tubes	301	301	0	0	0	0	0
J028	Maint & Repair of Eq/Engines, Turbines & C	122,410	5,332	31,057	85,467	0	554	0
J029	Maint & Repair of Eq/Engine Accessories	15,358	7,084	1,745	6,530	0	0	0
J030	Maint & Repair of Eq/Mech Power Trans Equi	1,135	294	131	672	0	38	0
J031	Maint & Repair of Eq/Bearings	20	0	0	20	0	0	0
J034	Maint & Repair of Eq/Metalworking Machiner	7,160	6,165	596	399	0	0	0
J035	Maint & Repair of Eq/Service & Trade Equip	1,064	288	692	84	0	0	0
J036	Maint & Repair of Eq/Special Industry Mach	25,952	10,924	4,519	9,340	291	316	562
J037	Maint & Repair of Eq/Agricultural Machiner	182	27	0	155	0	0	0
J038	Maint & Repair of Eq/Construction Equipmen	1,508	896	269	297	0	46	0
J039	Maint & Repair of Eq/Materials Handling Eq	10,588	4,172	3,399	2,158	717	50	92
J040	Maint & Repair of Eq/Rope, Cable, Chain &	382	47	335	0	0	0	0
J041	Maint & Repair of Eq/Refrigeration, Air Co	33,877	10,431	8,064	14,436	81	32	832
J042	Maint & Repair of Eq/Fire, Rescue & Safety	2,577	622	1,926	29	0	0	0
J043	Maint & Repair of Eq/Pumps & Compressors	3,039	355	2,204	316	0	163	0
J044	Maint & Repair of Eq/Furnace-Steam Plant-N	1,840	869	495	475	0	0	0
J045	Maint & Repair of Eq/Plumbing & Heating Eq	2,604	2,311	41	334	0	0	0
J046	Maint & Repair of Eq/Water Purification Eq	2,374	1,144	608	537	0	85	0
J047	Maint & Repair of Eq/Pipe-Tubing-Hose-Fitt	274	0	240	0	34	0	0
J048	Maint & Repair of Eq/Valves	917	497	290	130	0	0	0
J049	Maint & Repair of Eq/Maintenance & Repair	59,595	3,030	41,642	7,730	340	0	6,853
J051	Maint & Repair of Eq/Hand Tools	412	0	0	412	0	0	0
J052	Maint & Repair of Eq/Measuring Tools	1,372	0	1,372	0	0	0	0
J053	Maint & Repair of Eq/Hardware & Abrasives	127	0	92	0	0	35	0
J054	Maint & Repair of Eq/Prefab Structures	306	0	306	0	0	0	0
J055	Maint & Repair of Eq/Lumber & Millwork	507	507	0	0	0	0	0
J056	Maint & Repair of Eq/Construction Material	1,342	820	46	476	0	0	0
J058	Maint & Repair of Eq/Communication Equipme	311,196	60,711	185,600	64,239	0	395	250
J059	Maint & Repair of Eq/Electrical & Elct Equ	119,519	38,798	33,643	46,626	0	355	98
J060	Maint & Repair of Eq/Fiber Optic Mats & Co	118	0	34	84	0	0	0
J061	Maint & Repair of Eq/Power Distribution Equ	2,213	694	0	1,143	0	35	0
J062	Maint & Repair of Eq/Lighting Fixtures & L	264	237	0	27	0	0	0
J063	Maint & Repair of Eq/Alarm & Signal System	3,940	1,819	507	1,302	34	0	278
J065	Maint & Repair of Eq/Medical & Dental Equi	27,128	8,217	11,897	7,014	0	0	0
J066	Maint & Repair of Eq/Instruments & Lab Equ	66,756	21,241	2,517	41,696	51	99	1,152
J067	Maint & Repair of Eq/Photographic Equipmen	3,366	2,051	735	510	0	0	70
J068	Maint & Repair of Eq/Chemical Products	662	163	559	0	0	0	0
J069	Maint & Repair of Eq/Training Aids & Devic	227,049	1,411	134,286	91,352	0	0	0
J070	Maint & Repair of Eq/ADP Equip & Supplies	607,106	110,381	92,966	288,771	21,411	5,552	88,025
J071	Maint & Repair of Eq/Furniture	2,529	1,219	351	817	0	74	68
J072	Maint & Repair of Eq/Household Furnishings	22,984	20,907	87	1,736	0	0	255

TABLE 4-2
Other Services and Construction
by DoD Component
Fiscal Year 1993

(Continued)

(Amounts in Thousands of Dollars)

C O D E	D E S C R I P T I O N	D O D C O M P O N E N T						
		T O T A L	A r m y	N a v y	A i r F o r c e	D L A	O C E	O D A
J073	Maint & Repair of Eq/Food Prep & Serving E	1,025	674	302	49	0	0	0
J074	Maint & Repair of Eq/Office Machines	13,450	8,354	1,654	2,612	0	275	555
J075	Maint & Repair of Eq/Office Supplies & Dev	441	211	0	71	0	0	160
J076	Maint & Repair of Eq/Books-Maps-Pubs	32	0	32	0	0	0	0
J077	Maint & Repair of Eq/Musical Instruments-R	275	39	110	39	0	0	88
J078	Maint & Repair of Eq/Recreational Equipmen	137	56	0	81	0	0	0
J079	Maint & Repair of Eq/Cleaning Equipment	349	259	91	0	0	0	0
J080	Maint & Repair of Eq/Brushes-Paints-Sealer	2,750	0	2,750	0	0	0	0
J081	Maint & Repair of Eq/Containers-Packaging	2,228	2,228	0	0	0	0	0
J083	Maint & Repair of Eq/Textiles-Leather-Furs	653	653	0	0	0	0	0
J084	Maint & Repair of Eq/Clothing - Individual	43	43	0	0	0	0	0
J085	Maint & Repair of Eq/Toiletries	338	0	338	0	0	0	0
J087	Maint & Repair of Eq/Agricultural Supplies	52	52	0	0	0	0	0
J091	Maint & Repair of Eq/Fuels-Lubricants-Oils	886	231	0	655	0	0	0
J093	Maint & Repair of Eq/Nonmetallic Fabricated	398	149	248	0	0	0	0
J095	Maint & Repair of Eq/Metal Bars & Sheets	9,720	78	84	9,558	0	0	0
J099	Maint & Repair of Eq/Miscellaneous Equipme	1,099,613	449,651	122,344	491,393	373	1,217	34,635
J998	Non-nuclear Ship Repair (East)	566,877	29	562,575	0	0	4,055	217
J999	Non-nuclear Ship Repair (West)	273,897	26	270,269	0	31	3,571	0
K010	Modification of Eq/Weapons	10,318	0	168	10,486	0	0	0
K012	Modification of Eq/Fire Control Equipment	6,829	0	6,746	83	0	0	0
K013	Modification of Eq/Ammo & Explosives	857	67	790	0	0	0	0
K014	Modification of Eq/Guided Missiles	109,604	2,228	106,624	753	0	0	0
K015	Modification of Eq/Aircraft Structural Com	436,677	39,807	179,280	217,590	0	0	0
K016	Modification of Eq/Aircraft Comps & Accys	114,797	14,964	29,205	70,628	0	0	0
K017	Modification of Eq/Aircraft Gnd Handling E	7,043	629	0	6,414	0	0	0
K019	Modification of Eq/Ships-Sml Craft-Docks	60	0	60	0	0	0	0
K020	Modification of Eq/Ship & Marine Equipment	236	0	236	0	0	0	0
K023	Modification of Eq/Vehicles-Trailers-Cycle	86	0	0	86	0	0	0
K024	Modification of Eq/Tractors	506	0	506	0	0	0	0
K028	Modification of Eq/Engines, Turbines & Com	22,162	2,077	8,741	11,344	0	0	0
K029	Modification of Eq/Engine Accessories	3,853	1,900	0	1,953	0	0	0
K030	Modification of Eq/Mech Power Trans Equipm	65	0	65	0	0	0	0
K038	Modification of Eq/Construction Equipment	117	0	0	117	0	0	0
K041	Modification of Eq/Refrigeration, Air Cond	172	0	0	0	172	0	0
K043	Modification of Eq/Pumps & Compressors	112	66	46	0	0	0	0
K047	Modification of Eq/Pipe-Tubing-Hose-Fittin	244	0	244	0	0	0	0
K048	Modification of Eq/Valves	383	0	117	266	0	0	0
K049	Modification of Eq/Maintenance & Repair Sh	1,012	0	1,012	0	0	0	0
K053	Modification of Eq/Hardware & Abrasives	34	0	34	0	0	0	0
K054	Modification of Eq/Prefab Structures	48	48	0	0	0	0	0
K056	Modification of Eq/Construction Materials	1,097	0	1,097	0	0	0	0
K058	Modification of Eq/Communication Equipment	292,254	48,621	32,073	211,561	0	0	0
K059	Modification of Eq/Electrical & Elct Equip	36,956	545	0	36,411	0	0	0
K061	Modification of Eq/Power Distribution Equip	263	0	0	263	0	0	0
K066	Modification of Eq/Instruments & Lab Equip	5,103	143	4,960	0	0	0	0
K068	Modification of Eq/Chemical Products	34	34	0	0	0	0	0
K069	Modification of Eq/Training Aids & Devices	80,833	41	3,612	77,180	0	0	0
K070	Modification of Eq/ADP Equip & Supplis	21,481	637	0	20,780	0	63	0
K076	Modification of Eq/Books-Maps-Pubs	2,464	0	2,464	0	0	0	0
K081	Modification of Eq/Containers-Packaging	107	0	0	107	0	0	0
K093	Modification of Eq/Nonmetallic Fabricated M	923	0	923	0	0	0	0
K099	Modification of Eq/Miscellaneous Equipment	138,674	4,466	537	133,672	0	0	0
L011	Tech Rep Svcs/Nuclear Ordnance	275	0	0	0	0	0	275
L012	Tech Rep Svcs/Fire Control Equipment	1,279	0	1,279	0	0	0	0
L013	Tech Rep Svcs/Ammo & Explosives	211	211	0	0	0	0	0
L014	Tech Rep Svcs/Guided Missiles	291,048	261,950	7,466	21,633	0	0	0
L015	Tech Rep Svcs/Aircraft Structural Comps	61,749	3,068	38,646	20,036	0	0	0
L016	Tech Rep Svcs/Aircraft Comps & Accys	45,499	75	40,205	5,219	0	0	0
L017	Tech Rep Svcs/Aircraft Gnd Handling Equip	3,205	67	1,673	1,568	0	0	0
L018	Tech Rep Svcs/Space Vehicles	45,708	0	0	45,708	0	0	0
L019	Tech Rep Svcs/Ships-Sml Craft-Docks	112,175	74,807	37,368	0	0	0	0
L020	Tech Rep Svcs/Ship & Marine Equipment	7,293	0	7,293	0	0	0	0
L025	Tech Rep Svcs/Vehicular Equipment Comps	297	297	0	0	0	0	0
L028	Tech Rep Svcs/Engines, Turbines & Comps	1,411	69	2,346	1,004	0	0	0
L029	Tech Rep Svcs/Engine Accessories	370	0	370	0	0	0	0
L030	Tech Rep Svcs/Mech Power Trans Equipment	32	0	32	0	0	0	0
L031	Tech Rep Svcs/Bearings	44	0	44	0	0	0	0
L035	Tech Rep Svcs/Service & Trade Equipment	219	0	219	0	0	0	0
L036	Tech Rep Svcs/Special Industry Machinery	68	68	0	0	0	0	0
L039	Tech Rep Svcs/Materials Handling Equipment	233	0	233	0	0	0	0
L043	Tech Rep Svcs/Pumps & Compressors	39	39	0	0	0	0	0
L045	Tech Rep Svcs/Plumbing & Heating Equipment	202	0	202	0	0	0	0
L047	Tech Rep Svcs/Pipe-Tubing-Hose-Fittings	26	0	26	0	0	0	0
L048	Tech Rep Svcs/Valves	200	0	0	200	0	0	0
L049	Tech Rep Svcs/Maintenance & Repair Shop Eq	155	155	0	0	0	0	0

TABLE 4-2
Other Services and Construction
by DoD Component
Fiscal Year 1993

(Continued)

(Amounts in Thousands of Dollars)

CODE	DESCRIPTION	DoD COMPONENT						
		TOTAL	Army	Navy	Air Force	DLA	OCE	ODA
L058	Tech Rep Svcs/Communication Equipment	88,247	1,866	83,607	2,773	0	0	0
L059	Tech Rep Svcs/Electrical & Elct Equip Comp	3,642	1,344	1,129	1,168	0	0	0
L063	Tech Rep Svcs/Alarm & Signal Systems	136	97	39	0	0	0	0
L065	Tech Rep Svcs/Medical & Dental Equipment	35	35	0	0	0	0	0
L066	Tech Rep Svcs/Instruments & Lab Equipment	4,028	0	40	3,988	0	0	0
L068	Tech Rep Svcs/Chemical Products	349	0	349	0	0	0	0
L069	Tech Rep Svcs/Training Aids & Devices	1,457	0	427	1,030	0	0	0
L070	Tech Rep Svcs/ADP Equip & Supplies	13,856	2,209	2,010	9,537	0	100	0
L074	Tech Rep Svcs/Office Machines	98	0	98	0	0	0	0
L076	Tech Rep Svcs/Books-Maps-Pubs	42	0	42	0	0	0	0
L078	Tech Rep Svcs/Recreational Equipment	32	32	0	0	0	0	0
L085	Tech Rep Svcs/Toiletries	4,764	0	4,764	0	0	0	0
L099	Tech Rep Svcs/Miscellaneous Equipment	138,208	70,495	59,373	8,240	0	32	69
M111	Operation/Office Buildings	983	0	160	740	0	0	83
M119	Operation/Other Administrative & Service B	147,886	108,830	6,044	30,335	0	2,677	0
M121	Operation/Air Traffic Control Towers	3,712	0	0	3,712	0	0	0
M123	Operation/Radar & Navigational Facilities	134,747	4,356	10,113	120,277	0	0	0
M124	Operation/Airport Runways	823	560	0	262	0	0	0
M125	Operation/Airport Terminals	29,956	1,416	28,540	0	0	0	0
M126	Operation/Missile System Facilities	4,931	0	0	4,931	0	0	0
M127	Operation/Electronic & Communication Facil	334,374	16,019	35,272	283,082	0	0	0
M129	Operation/Other Airfield Structures	3,773	0	0	3,773	0	0	0
M141	Operation/Hospitals & Infirmaries	1,552	1,552	0	0	0	0	0
M142	Operation/Laboratories & Clinics	200	0	0	200	0	0	0
M151	Operation/Ammunition Facilities	644,935	644,935	0	0	0	0	0
M152	Operation/Maintenance Buildings	67,575	67,575	0	0	0	0	0
M155	Operation/Tank-Automotive Facilities	5,099	5,099	0	0	0	0	0
M159	Operation/Other Industrial Buildings	104,907	103,555	0	1,352	0	0	0
M161	Operation/Family Housing Facilities	7,261	85	0	7,177	0	0	0
M162	Operation/Recreational Buildings	74	38	36	0	0	0	0
M163	Operation/Troop Housing Facilities	310	0	310	0	0	0	0
M164	Operation/Dining Facilities	496	343	128	25	0	0	0
M169	Operation/Other Residential Buildings	64	0	0	64	0	0	0
M171	Operation/Ammunition Storage Buildings	40	0	40	0	0	0	0
M173	Operation/Fuel Storage Buildings	37,961	0	0	956	37,005	0	0
M179	Operation/Other Warehouse Buildings	4,336	1,428	5,700	64	0	0	0
M181	Operation/Govt-Owned Contractor-Operated R	384,253	36,496	297,487	49,566	0	704	0
M182	Operation/Govt-Owned Government-Operated R	10,545	0	0	10,545	0	0	0
M191	Operation/Museums & Exhibition Buildings	90	0	0	0	0	90	0
M192	Operation/Testing & Measurement Buildings	7,891	709	0	7,088	0	0	94
M199	Operation/Other Miscellaneous Buildings	130,729	65,486	104	59,638	1,242	4,259	0
M211	Operation/Other Dams	1,514	0	0	263	0	1,251	0
M219	Operation/Other Conservation & Dev Facilit	3,525	0	0	0	0	3,525	0
M222	Operation/Highways, Roads, Streets, & Brid	540	0	0	0	0	540	0
M241	Operation/Fuel Supply Facilities	345	112	233	0	0	0	0
M242	Operation/Heating & Cooling Plants	3,290	3,020	0	270	0	0	0
M243	Operation/Pollution Abatement & Control Fa	94	94	0	0	0	0	0
M244	Operation/Sewage & Waste Facilities	58	58	0	0	0	0	0
M245	Operation/Water Supply Facilities	1,020	0	0	1,020	0	0	0
M249	Operation/Other Utilities	842	0	0	842	0	0	0
M291	Operation/Recreation Facilities (Non-Build	29	29	0	0	0	0	0
M293	Operation/Unimproved Real Property (Land)	704	0	0	704	0	0	0
M294	Operation/Waste Treatment & Storage Facili	114	69	0	0	0	45	0
M299	Operation/All Other Non-Building Facilitie	47,732	11,858	22,542	11,843	0	1,489	0
N010	Installation of Eq/Weapons	1,581	0	1,581	0	0	0	0
N012	Installation of Eq/Fire Control Equipment	76	0	76	0	0	0	0
N014	Installation of Eq/Guided Missiles	3,094	0	3,094	0	0	0	0
N015	Installation of Eq/Aircraft Structural Com	7,605	0	7,605	0	0	0	0
N016	Installation of Eq/Aircraft Comps & Accys	20,184	0	20,184	0	0	0	0
N023	Installation of Eq/Vehicles-Trailers-Cycle	29	0	0	29	0	0	0
N028	Installation of Eq/Engines, Turbines & Com	27,345	0	27,345	0	0	0	0
N035	Installation of Eq/Service & Trade Equipme	32	0	0	32	0	0	0
N039	Installation of Eq/Materials Handling Equi	3,316	316	3,000	0	0	0	0
N041	Installation of Eq/Refrigeration, Air Cond	793	632	0	129	0	33	0
N042	Installation of Eq/Fire, Rescue & Safety E	34	0	0	34	0	0	0
N044	Installation of Eq/Furnace-Steam Plant-Nuc	2,696	0	2,696	0	0	0	0
N045	Installation of Eq/Plumbing & Heating Equi	565	128	0	437	0	0	0
N046	Installation of Eq/Water Purification Equi	78	78	0	0	0	0	0
N049	Installation of Eq/Maintenance & Repair Sh	527	0	285	242	0	0	0
N055	Installation of Eq/Lumber & Millwork	184	0	0	184	0	0	0
N056	Installation of Eq/Construction Materials	2,243	51	0	0	2,192	0	0
N058	Installation of Eq/Communication Equipment	19,604	1,494	15,452	2,659	0	0	0
N059	Installation of Eq/Electrical & Elct Equip	52,369	40	52,023	260	0	0	45
N060	Installation of Eq/Fiber Optic Mats & Comp	821	64	387	270	0	0	100
N061	Installation of Eq/Power Distribution Equi	559	0	364	195	0	0	0
N062	Installation of Eq/Lighting Fixtures & Lam	289	206	0	83	0	0	0

TABLE 4-2
Other Services and Construction
by DoD Component
Fiscal Year 1993

(Continued)

(Amounts in Thousands of Dollars)

C O D E	DESCRIPTION	DoD COMPONENT						
		TOTAL	Army	Navy	Air Force	DLA	OCE	ODA
N063	Installation of Eq/Alarm & Signal Systems	602	29	40	421	0	0	113
N065	Installation of Eq/Medical & Dental Equipm	170	0	0	170	0	0	0
N066	Installation of Eq/Instruments & Lab Equip	206	123	0	83	0	0	0
N069	Installation of Eq/Training Aids & Devices	9,707	0	9,707	0	0	0	0
N070	Installation of Eq/ADP Equip & Supplies	20,562	105	2,004	17,834	0	0	621
N071	Installation of Eq/Furniture	3,367	430	110	2,827	0	0	0
N072	Installation of Eq/Household Furnishings	295	63	0	232	0	0	0
N073	Installation of Eq/Food Prep & Serving Equ	74	0	74	0	0	0	0
N074	Installation of Eq/Office Machines	58	0	0	58	0	0	0
N078	Installation of Eq/Recreational Equipment	56	0	0	56	0	0	0
N093	Installation of Eq/Nonmetallic Fabricated P	184	0	184	0	0	0	0
N099	Installation of Eq/Miscellaneous Equipment	58,684	24,106	28,881	4,716	300	0	681
P100	Prep & Disposal of Excess & Surplus Proper	12,208	464	459	505	10,780	0	0
P300	Salvage of Marine Vessels	240	0	0	0	0	240	0
P400	Demolition of Buildings	17,625	6,879	4,168	6,132	0	446	0
P500	Demolition of Structures or Fac (other tha	5,012	2,247	1,440	742	0	584	0
P999	Other Salvage Services	33,241	427	31,968	804	0	43	0
Q101	Dependent Medicare Services	136,423	0	0	0	0	0	136,423
Q201	General Health Care Services	92,403	43,531	42,863	5,496	303	211	0
Q301	Laboratory Testing Services	29,263	15,224	8,868	380	0	4,662	129
Q401	Nursing Services	37,846	12,188	22,885	2,773	0	0	0
Q403	Evaluation & Screening	44	0	0	0	44	0	0
Q501	Anesthesiology Services	617	540	0	78	0	0	0
Q502	Cardio-Vascular Services	333	155	178	0	0	0	0
Q503	Dentistry Services	16,440	4,204	9,585	2,651	0	0	0
Q504	Dermatology Services	168	168	0	0	0	0	0
Q506	Geriatric Services	317	0	0	0	0	0	0
Q507	Gynecology	8,107	461	2,354	5,292	0	0	0
Q508	Hematology Services	994	916	0	78	0	0	0
Q509	Internal Medicine Services	1,364	688	676	0	0	0	0
Q511	Ophthalmology Services	33	33	0	0	0	0	0
Q512	Optometry Services	96	96	0	0	0	0	0
Q513	Orthopedic Services	1,510	668	841	0	0	0	0
Q514	Otolaryngology Services	57	57	0	0	0	0	0
Q515	Pathology Services	5,210	4,391	156	664	0	0	0
Q516	Pediatric Services	703	149	295	259	0	0	0
Q517	Pharmacology Services	1,674	664	875	134	0	0	0
Q518	Physical Medicine & Rehabilitation Service	357	128	229	0	0	0	0
Q519	Psychiatry Services	30,665	28,319	409	1,822	86	30	0
Q521	Pulmonary Services	26	26	0	0	0	0	0
Q522	Radiology Services	25,817	15,616	4,238	5,963	0	0	0
Q523	Surgery Services	591	591	0	0	0	0	0
Q526	Medical/Psychiatric Consultation Services	1,312	381	158	0	0	0	773
Q527	Nuclear Medicine	313	331	0	18-	0	0	0
Q999	Other Medical Services	83,987	33,466	35,531	6,681	0	190	8,119
R404	Land Surveys, Cadastral Svcs (non-const)	28,458	430	20,287	5,273	0	2,469	0
R405	Operations Research Services	8,339	573	1,807	3,385	866	0	1,708
R406	Policy Review/Development Services	12,807	2,849	9,959	0	0	0	0
R407	Program Evaluation Services	27,459	209	8,875	18,119	0	57	199
R408	Program Management/Support Services	773,572	90,973	291,686	383,787	0	239	6,888
R409	Program Review/Development Services	32,475	5,997	20,565	1,128	0	0	4,785
R411	Real Property Appraisal Services (SIC 6531	1-	0	0	76-	0	75	0
R412	Simulation	22,942	13,680	3,487	5,774	0	0	0
R413	Specifications Development Services	8,070	894	804	6,371	0	0	0
R414	Systems Engineering Services	1,343,249	97,800	462,085	773,703	0	0	9,661
R415	Technology Sharing/Utilization Services	49,330	18,399	7,485	5,051-	28,496	0	0
R416	Veterinary/Animal Care Services	2,386	786	1,459	0	0	0	141
R418	Legal Services	19,157	89	12,530	738	0	5,800	0
R419	Educational Services	12,425	6,753	2,951	2,092	0	50	580
R420	Certifications & Accreditations	838	466	372	0	0	0	0
R421	Technical Assistance	62,759	8,431	12,189	27,092	0	110	14,936
R423	Intelligence Services	15,038	1,817	1,710	9,419	0	0	2,092
R424	Expert Witness	242,537	96	242,366	75	0	0	0
R425	Engineering Technical Services	2,553,692	836,934	1,062,697	646,844	408	213	6,595
R426	Communications Services	34,505	1,408	6,890	19,356	0	344	6,506
R427	Weather Reporting/Observation Services	4,715	0	1,182	3,533	0	0	0
R428	Industrial Hygienics	206	164	42	0	0	0	0
R497	Personal Services	624	0	0	624	0	0	0
R499	Other Professional Services	467,531	136,303	96,983	202,672	130	8,947	22,497
R602	Courier & Messenger Services	682-	34	955	1,844-	91	34	48
R603	Transcription Services	3,302	436	1,823	1,043	0	0	0
R604	Mailing & Distribution Services	10,200	1,174	1,700	6,308	172	356	490
R605	Library Services	6,203	1,300	4,162	570	64	79	28
R606	Court Reporting Services	29	0	29	0	0	0	0
R607	Word Processing/Typing Services	2,123	512	1,332	226	0	54	0
R608	Translation & Interpreting Services	7,260	5,619	0	1,640	0	0	0

TABLE 4-2
Other Services and Construction
by DoD Component
Fiscal Year 1993

(Continued)

(Amounts in Thousands of Dollars)

CODE	DESCRIPTION	DoD COMPONENT						
		TOTAL	Army	Navy	Air Force	DLA	OCE	ODA
R609	Stenographic Services	410	0	0	0	0	0	410
R610	Personal Property Management Services	423	50	424	0	0	51-	0
R611	Credit Reporting Services	765	53	0	141	59	512	0
R612	Information Retrieval	9,686	2,942	4,651	303	0	0	1,789
R699	Other Administrative Support Services	58,738	14,940	11,134	18,394	0	537	13,732
R701	Advertising Services	69,456	6,245	15,291	8,798	0	80	39,042
R702	Data Collection Services	51,240	20,506	30,050	256	0	386	42
R703	Accounting or Financial Services	42,409	493	4,054	1,823	0	0	36,037
R704	Auditing Services	6,274	1,035	1,233	4,006	0	0	0
R705	Debt Collection Services	315	0	315	0	0	0	0
R706	Logistics Support Services	693,255	184,531	377,843	130,152	0	440	289
R707	Contract, Procurement & Acquisition Support	63,565	7,368	25,821	28,742	0	31	1,603
R708	Public Relations Services	2,507	754	72	72	0	0	1,681
R709	Ongoing Audit Operations Support	843	0	843	0	0	0	0
R799	Other Management Support Services	565,042	50,286	362,342	51,504	0	4,947	95,963
S111	Gas Services	164,029	92,935	338	70,181	574	0	0
S112	Electric Services	898,733	387,883	2,437	500,375	8,001	36	0
S113	Telephone and/or Communications Services	187,683	69,597	2,237	28,619	0	154	87,076
S114	Water Services	90,084	30,471	456	58,573	0	584	0
S119	Other Utilities	174,758	113,609	7,804	53,034	270	0	41
S201	Custodial - Janitorial Services	345,325	136,052	99,939	88,427	6,838	6,843	7,226
S202	Fire Protection Services	3,854	443	2,526	884	0	0	0
S203	Food Services	294,661	135,332	57,562	101,737	0	30	0
S204	Fueling & Other Petroleum Svcs-Excluding	21,658	8,185	8,515	4,959	0	0	0
S205	Trash/Garbage Collection Svcs-Incl Port S	220,421	49,414	57,812	31,568	863	79,873	890
S206	Guard Services	103,923	62,475	23,855	7,504	82	4,582	5,426
S207	Insect & Rodent Control Services	2,888	1,057	924	668	0	131	108
S208	Landscaping/Groundskeeping Services	106,521	20,719	44,655	28,330	120	12,130	568
S209	Laundry & Dry Cleaning Services	27,937	14,200	7,579	4,609	220	122	1,208
S211	Surveillance Services	1,038	264	233	0	0	725	185-
S212	Solid Fuel Handling Services	121	90	0	31	0	0	0
S214	Carpet Laying & Cleaning Services	2,105	630	85	1,361	0	0	29
S215	Warehousing & Storage Services	52,263	15,780	13,371	22,040	0	200	871
S216	Facilities Operations Support Services	347,779	97,713	187,981	57,222	0	3,738	1,124
S217	Interior Plantscaping	31	0	31	0	0	0	0
S218	Snow Removal/Salt Services	1,270	683	267	0	0	0	320
S222	Waste Treatment & Storage	22,305	8,364	6,097	321	0	7,427	96
S299	Other Housekeeping Services	377,947	104,956	114,686	66,215	149	14,384	77,557
T001	Arts/Graphics Services	15,107	2,284	11,125	1,326	0	0	372
T002	Cartography Services	269	349-	0	76	0	0	542
T003	Cataloging Services	212	0	212	0	0	0	0
T004	Charting Services	2,923	70	0	0	0	0	2,853
T005	Film Processing Services	63	66-	129	0	0	0	0
T006	Film/Video Tape Production Services	3,154	557	98	0	0	145	2,355
T007	Microform Services	1,055	168	318	276	0	238	56
T008	Photogrammetry Services	1,371	33	50	0	0	1,288	0
T009	Aerial Photographic Services	2,851	63	0	1,376	0	1,412	0
T010	General Photographic Services - Still	17,662	414	509	16,635	0	104	0
T011	Print/Binding Services	1,594	300	669	503	45	0	77
T012	Reproduction Services	4,890	1,110	2,128	1,041	0	277	334
T013	Technical Writing Services	28,870	3,059	3,774	21,763	0	0	274
T014	Topography Services	243	0	0	0	0	243	0
T015	General Photographic Services - Motion	360	0	0	360	0	0	0
T016	Audio/Visual Services	9,265	2,988	1,886	4,345	0	45	0
T099	Other Photographic Mapping, Printing, & Pu	12,703	4,655	4,571	1,983	86	43	1,366
U001	Lectures for Training	6,353	325	5,332	696	0	0	0
U002	Personnel Testing	46,823	4,636	41,763	204	0	0	219
U003	Reserve Training (Military)	1,190	862	328	0	0	0	0
U004	Scientific & Management Education	3,551	91	1,571	1,774	0	75	41
U005	Tuition, Registration & Membership Fees	118,975	78,574	25,404	14,997	0	0	0
U006	Vocational/Technical	46,547	2,774	20,422	22,259	95	0	0
U007	Faculty Salaries for Dependent Schools	7,142	0	0	7,142	0	0	0
U008	Training/Curriculum Development	17,834	1,312	15,481	667	0	39	334
U009	Education Services	181,422	66,842	71,580	40,600	53	1,294	1,051
U010	Certifications & Accreditations	252	146	0	0	0	0	107
U011	AIDS Training	405	0	405	0	0	0	0
U099	Other Education & Training Services	69,124	44,745	16,198	5,191	114	100	2,775
V002	Motor Pool Operations	18,186	7,858	4,754	5,575	0	0	0
V003	Packing/Crating Services	9,596	5,011	2,900	1,760	100-	0	25
V111	Air Freight	15,604	568	15,000	0	0	36	0
V112	Motor Freight	14,085	8,145	4,727	113	0	1,004	97
V113	Rail Freight	146	0	116	31	0	0	0
V114	Stevedoring	80,682	77,093	2,400	1,189	0	0	0
V115	Vessel Freight	328,589	7,440	321,148	0	0	0	0
V119	Other Cargo & Freight Services	47,043	9,303	22,162	13,303	0	40	2,235
V121	Air Charter for Things	221,863	0	16,376	205,486	0	0	0

TABLE 4-2
Other Services and Construction
by DoD Component
Fiscal Year 1993

(Continued)

(Amounts in Thousands of Dollars)

CODE	DESCRIPTION	DoD COMPONENT						
		TOTAL	Army	Navy	Air Force	DLA	OCE	ODA
V122	Motor Charter for Things	1,855	903	145	699	0	108	0
V123	Rail Charter for Things	1,798	0	1,798	0	0	0	0
V124	Marine Charter For Things	559,878	0	559,441	0	280	157	0
V125	Vessel Towing Service	5,673	0	5,293	277	0	103	0
V129	Other Vehicle Charter for Transportation o	2,665	1,787	761	117	0	0	0
V211	Air Passenger Service	66,748	473	13,158	53,117	0	0	0
V212	Motor Passenger Service	16,826	16,199	1,432	1,623	0	0	817
V213	Rail Passenger Service	1,771	0	1,671	0	0	0	100
V214	Marine Passenger Service	199	0	199	0	0	0	0
V221	Passenger Air Charter Service	357,094	0	3,105	353,989	0	0	0
V222	Passenger Motor Charter Service	24,234	10,304	5,437	8,493	0	0	0
V224	Passenger Marine Charter Service	742	0	699	43	0	0	0
V225	Ambulance Service	1,527	1,527	0	0	0	0	0
V226	Taxicab Services	449	449	0	0	0	0	0
V231	Lodging - Hotel/Motel	27,564	9,553	16,556	694	0	54	707
V241	Military Personnel Recruitment	11,922	11,145	486	291	0	0	0
V301	Relocation Services	39,311	36,428	2,314	139	0	0	430
V302	Travel Agent Services	153	45	0	108	0	0	0
V999	Other Transportation Travel & Relocation S	9,540	5,887	253	3,314	0	87	0
W010	Lease or Rental of Eq/Weapons	38	38	0	0	0	0	0
W015	Lease or Rental of Eq/Aircraft Structural	5,370	0	5,290	80	0	0	0
W019	Lease or Rental of Eq/Ships-Sml Craft-Dock	4,454	0	355	115	0	3,984	0
W020	Lease or Rental of Eq/Ship & Marine Equipm	25,528	23,273	2,255	0	0	0	0
W022	Lease or Rental of Eq/Railway Equipment	46	46	0	0	0	0	0
W023	Lease or Rental of Eq/Vehicles-Trailers-Cy	20,146	5,452	10,760	5,254	0	1,651	332
W024	Lease or Rental of Eq/Tractors	231	132	60	39	0	0	0
W025	Lease or Rental of Eq/Vehicular Equipment	45	0	45	0	0	0	0
W026	Lease or Rental of Eq/Tires & Tubes	202	202	0	0	0	0	0
W028	Lease or Rental of Eq/Engines, Turbines &	75	0	0	75	0	0	0
W030	Lease or Rental of Eq/Mech Power Trans Equ	66	66	0	0	0	0	0
W034	Lease or Rental of Eq/Metalworking Machine	37	37	0	0	0	0	0
W035	Lease or Rental of Eq/Service & Trade Equi	681	0	432	249	0	0	0
W036	Lease or Rental of Eq/Special Industry Mac	19,192	5,039	8,109	5,275	0	643	126
W038	Lease or Rental of Eq/Construction Equipme	4,043	393	1,047	805	0	1,797	0
W039	Lease or Rental of Eq/Materials Handling E	3,290	1,203	1,644	389	54	0	0
W041	Lease or Rental of Eq/Refrigeration, Air C	409	95	75	0	0	204	34
W042	Lease or Rental of Eq/Fire, Rescue & Safet	35	35	0	0	0	0	0
W043	Lease or Rental of Eq/Pumps & Compressors	1,494	28	804	50	0	612	0
W044	Lease or Rental of Eq/Furnace-Steam Plant-	830	279	551	0	0	0	0
W045	Lease or Rental of Eq/Plumbing & Heating E	1,859	1,529	0	277	0	1	54
W046	Lease or Rental of Eq/Water Purification E	680	0	739	0	0	59	0
W048	Lease or Rental of Eq/Valves	200	0	0	0	0	0	200
W049	Lease or Rental of Eq/Maintenance & Repair	511	291	78	142	0	0	0
W052	Lease or Rental of Eq/Measuring Tools	500	0	0	500	0	0	0
W054	Lease or Rental of Eq/Prefab Structures	6,164	2,345	3,686	90	0	0	43
W058	Lease or Rental of Eq/Communication Equipm	181,172	1,335	37,976	1,116	0	31	140,713
W061	Lease or Rental of Eq/Power Distribution E	1,114	1,766	267	385	0	0	0
W063	Lease or Rental of Eq/Alarm & Signal Syste	2,659	1,666	423	433	0	0	137
W065	Lease or Rental of Eq/Medical & Dental Equ	7,966	3,113	1,322	3,531	0	0	0
W066	Lease or Rental of Eq/Instruments & Lab Equ	957	205	443	77	0	232	0
W067	Lease or Rental of Eq/Photographic Equipme	1,071	60	945	27	0	39	0
W068	Lease or Rental of Eq/Chemical Products	174	144	30	0	0	0	0
W069	Lease or Rental of Eq/Training Aids & Devi	7,432	7,245	144	43	0	0	0
W070	Lease or Rental of Eq/ADP Equip & Supplies	12,966	3,304	1,064	8,224	0	230	144
W071	Lease or Rental of Eq/Furniture	139	108	0	31	0	0	0
W072	Lease or Rental of Eq/Household Furnishing	1,665	1,290	192	184	0	0	0
W073	Lease or Rental of Eq/Food Prep & Serving	1,260	34	883	37	0	306	0
W074	Lease or Rental of Eq/Office Machines	12,477	5,520	3,088	2,308	1,039	194	327
W075	Lease or Rental of Eq/Office Supplies & De	226	154	32	0	0	0	40
W076	Lease or Rental of Eq/Books-Maps-Pubs	132	0	0	132	0	0	0
W078	Lease or Rental of Eq/Recreational Equipme	34	0	34	0	0	0	0
W079	Lease or Rental of Eq/Cleaning Equipment	419	292	76	50	0	0	0
W081	Lease or Rental of Eq/Containers-Packaging	6,550	252	6,298	0	0	0	0
W083	Lease or Rental of Eq/Textiles-Leather-Fur	471	434	37	0	0	0	0
W084	Lease or Rental of Eq/Clothing - Individua	1,403	1,403	0	0	0	0	0
W085	Lease or Rental of Eq/Toiletries	50	50	0	0	0	0	0
W089	Lease or Rental of Eq/Subsistence	565	0	0	0	565	0	0
W093	Lease or Rental of Eq/Nonmetallic Fabricate	113	0	113	0	0	0	0
W099	Lease or Rental of Eq/Miscellaneous Equipm	11,011	1,222	8,361	530	866	32	0
X111	Lease/Office Buildings	4,143	363	1,029	2,249	0	0	502
X119	Lease/Other Administrative & Service Build	660	0	0	660	0	0	0
X124	Lease/Airport Runways	105	0	0	105	0	0	0
X131	Lease/Schools	284	0	0	188	95	0	0
X139	Lease/Other Educational Buildings	345	0	0	345	0	0	0
X159	Lease/Other Industrial Buildings	458	0	0	0	0	0	458
X161	Lease/Family Housing Facilities	33,259	310	0	32,949	0	0	0

TABLE 4-2
Other Services and Construction
by DoD Component
Fiscal Year 1993

(Continued)

(Amounts in Thousands of Dollars)

C O D E	DESCRIPTION	D o D C O M P O N E N T						
		TOTAL	Army	Navy	Air Force	DLA	OCE	ODA
X163	Lease/Troop Housing Facilities	1,238	0	0	1,182	0	0	56
X165	Lease/Religious Facilities	71	0	71	0	0	0	0
X169	Lease/Other Residential Buildings	1,330	35	0	1,294	0	0	0
X172	Lease/Food or Grain Storage Buildings	67	0	67	0	0	0	0
X173	Lease/Fuel Storage Buildings	86,157	0	0	219	85,938	0	0
X179	Lease/Other Warehouse Buildings	713	208	225	280	0	0	0
X191	Lease/Museums & Exhibition Buildings	30	30	0	0	0	0	0
X199	Lease/Other Miscellaneous Buildings	4,272	1,894	822	310	0	1,203	43
X249	Lease/Other Utilities	42	42	0	0	0	0	0
X291	Lease/Recreation Facilities (Non-Building)	70	0	0	0	0	0	70
X294	Lease/Waste Treatment & Storage Facilities	44	44	0	0	0	0	0
X299	Lease/All Other Non-Building Facilities	97,936	88	97,538	309	0	0	0
Y111	Office Buildings	164,326	92,496	56,329	7,042	122	8,337	0
Y112	Conference Space & Facilities	766	714	0	52	0	0	0
Y119	Other Administrative & Service Buildings	420,826	295,278	87,524	48,671	89	9,193	71
Y121	Air Traffic Control Towers	5,251	317	4,934	0	0	0	0
Y122	Air Traffic Control Training Facilities	1,562	289	1,273	0	0	0	0
Y123	Radar & Navigational Facilities	35,941	33,743	1,833	365	0	0	0
Y124	Airport Runways	15,095	13,421	877	620	0	177	0
Y125	Airport Terminals	10,037	2,657	5,685	1,695	0	0	0
Y126	Missile System Facilities	11,431	9,868	1,507	57	0	0	0
Y127	Electronic & Communication Facilities	40,003	9,370	20,831	9,715	0	86	0
Y129	Other Airfield Structures	203,166	156,399	23,798	1,524	0	21,445	0
Y131	Schools	41,110	39,668	1,349	92	0	0	0
Y139	Other Educational Buildings	58,332	43,725	17,440	2,331	0	5,164	0
Y141	Hospitals & Infirmaries	28,892	27,073	1,757	62	0	0	0
Y142	Laboratories & Clinics	10,576	4,951	5,600	0	0	25	0
Y149	Other Hospital Buildings	10,018	7,003	2,771	244	0	0	0
Y151	Ammunition Facilities	38,501	31,349	6,392	199	0	561	0
Y152	Maintenance Buildings	91,679	76,197	9,935	5,547	0	0	0
Y153	Production Buildings	2,050	2,359	310	0	0	0	0
Y154	Ship Construction & Repair Facilities	3,558	0	3,490	0	0	68	0
Y155	Tank-Automotive Facilities	1,431	1,514	83	0	0	0	0
Y159	Other Industrial Buildings	143,844	94,977	46,869	641	0	1,356	0
Y161	Family Housing Facilities	208,970	134,354	43,659	25,438	0	5,518	0
Y162	Recreational Buildings	19,404	10,603	6,950	1,182	0	669	0
Y163	Troop Housing Facilities	178,807	127,346	49,294	2,166	0	0	0
Y164	Dining Facilities	20,196	7,419	12,777	0	0	0	0
Y165	Religious Facilities	1,434	1,145	290	0	0	0	0
Y166	Penal Facilities	3,597	583	3,014	0	0	0	0
Y169	Other Residential Buildings	70,665	31,911	38,770	0	0	16	0
Y171	Ammunition Storage Buildings	11,315	5,118	5,420	116	0	661	0
Y172	Food or Grain Storage Buildings	3,730	96	3,629	5	0	0	0
Y173	Fuel Storage Buildings	12,673	9,303	2,967	403	0	0	0
Y174	Open Storage Facilities	16,885	15,457	238	704	0	487	0
Y179	Other Warehouse Buildings	118,020	43,129	59,021	7,316	2,283	6,270	0
Y181	Government-Owned Contractor-Operated R&D F	1,140	1,081	0	0	0	59	0
Y182	Government-Owned Contractor-Operated R&D F	7,864	6,879	892	0	0	0	94
Y191	Museums & Exhibition Buildings	16,419	11,801	4,292	0	0	327	0
Y192	Testing & Measurement Buildings	11,723	9,933	1,112	679	0	0	0
Y199	Other Miscellaneous Buildings	625,807	419,691	178,555	4,941	61	22,558	0
Y211	Dams	198,422	27,724	579	630	0	169,488	0
Y212	Canals	49,912	150	56	0	0	49,707	0
Y216	Dredging	261,150	10,862	4,544	0	0	245,743	0
Y219	Other Conservation & Development Facilitie	424,758	78,170	0	587	0	346,000	0
Y221	Airport Service Roads	5,626	3,225	1,060	0	0	1,342	0
Y222	Highways, Roads, Streets, & Bridges	55,702	29,606	6,706	3,569	467	15,353	0
Y223	Tunnels & Subsurface Structures	4,454	88	3,381	0	0	985	0
Y224	Parking Facilities Construction	10,710	5,634	2,344	2,116	356	261	0
Y231	EPG - Coal	686	587	0	0	0	0	99
Y232	EPG - Gas	984	74	0	910	0	0	0
Y234	EPG - Hydro	1,368	1,001	0	0	65	303	0
Y236	EPG - Petroleum	57	0	57	0	0	0	0
Y239	EPG - Other, Including Transmission	7,590	5,321	1,123	333	0	814	0
Y241	Fuel Supply Facilities	13,387	8,361	4,710	288	0	29	0
Y242	Heating & Cooling Plants	12,550	9,581	685	1,964	0	0	320
Y243	Pollution Abatement & Control Facilities	63,533	5,163	294	58,076	0	0	0
Y244	Sewage & Waste Facilities	31,826	25,546	653	481	0	5,146	0
Y245	Water Supply Facilities	15,218	9,843	3,000	244	0	2,130	0
Y249	Other Utilities	106,271	38,894	48,158	2,145	0	17,074	0
Y291	Recreation Facilities (non-building)	23,107	5,917	1,986	1,710	0	13,494	0
Y292	Exhibit Design (non-building)	520	0	0	349	0	171	0
Y293	Unimproved Real Property (land)	10,207	3,468	0	340	0	6,398	0
Y294	Waste Treatment & Storage Facilities	30,495	27,152	2,463	140	252	488	0
Y299	All Other Non-Building Facilities	362,961	154,972	50,823	6,194	44	150,927	0
Y300	Restoration Activities	189,486	4,019	1,728	0	47	183,692	0

TABLE 4-2
Other Services and Construction
by DoD Component
Fiscal Year 1993

(Concluded)

(Amounts in Thousands of Dollars)

CODE	DESCRIPTION	DoD COMPONENT						
		TOTAL	Army	Navy	Air Force	DLA	OCE	ODA
Z111	Maint/Office Buildings	206,013	58,893	31,110	107,822	319	573	7,295
Z112	Maint/Conference Space & Facilities	1,695	1,695	0	0	0	0	0
Z119	Maint/Other Administrative & Service Build	275,901	113,844	65,672	95,153	171	1,024	37
Z121	Maint/Air Traffic Control Towers	8,279	278	3,853	4,138	0	0	0
Z122	Maint/Air Traffic Control Training Facilit	10,044	946	3,173	5,926	0	0	0
Z123	Maint/Radar & Navigational Facilities	4,166	2,430	272	1,464	0	0	0
Z124	Maint/Airport Runways	91,676	23,117	28,607	39,952	0	0	0
Z125	Maint/Airport Terminals	2,204	82	966	1,156	0	0	0
Z126	Maint/Missile System Facilities	18,250	514	838	16,898	0	0	0
Z127	Maint/Electronic & Communication Facilitie	39,505	2,243	9,849	25,944	0	138	1,331
Z129	Maint/Other Airfield Structures	116,090	46,064	41,978	28,047	0	0	0
Z131	Maint/Schools	12,442	5,131	4,539	2,758	0	15	0
Z139	Maint/Other Educational Buildings	23,915	10,126	10,930	2,859	0	0	0
Z141	Maint/Hospitals & Infirmaries	37,631	16,476	9,567	11,685	0	97	0
Z142	Maint/Laboratories & Clinics	11,095	4,280	4,425	2,389	0	0	0
Z149	Maint/Other Hospital Buildings	8,364	5,549	620	2,195	0	0	0
Z151	Maint/Ammunition Facilities	10,875	6,602	1,589	2,685	0	0	0
Z152	Maint/Maintenance Buildings	94,544	26,894	38,698	28,917	0	36	0
Z153	Maint/Production Buildings	44,406	3,343	39,139	1,925	0	0	0
Z154	Maint/Ship Construction & Repair Facilitie	11,374	50	7,506	3,817	0	0	0
Z155	Maint/Tank-Automotive Facilities	10,009	1,407	5,949	2,652	0	0	0
Z159	Maint/Other Industrial Buildings	123,743	14,107	47,024	45,536	290	16,786	0
Z161	Maint/Family Housing Facilities	616,575	150,546	131,848	333,409	34	738	0
Z162	Maint/Recreational Buildings	30,695	2,663	7,765	20,114	0	152	0
Z163	Maint/Troop Housing Facilities	211,017	117,511	45,636	47,869	0	0	0
Z164	Maint/Dining Facilities	17,504	3,119	4,801	9,583	0	0	0
Z165	Maint/Religious Facilities	3,192	59	260	2,873	0	0	0
Z166	Maint/Prison Facilities	56,175	31,152	7,845	17,178	0	0	0
Z169	Maint/Other Residential Buildings	4,260	1,031	2,014	1,215	0	0	0
Z171	Maint/Ammunition Storage Buildings	2,629	556	777	1,296	0	0	0
Z172	Maint/Food or Grain Storage Buildings	10,331	61	1,383	8,887	0	0	0
Z173	Maint/Fuel Storage Buildings	5,782	665	464	4,654	0	0	0
Z174	Maint/Open Storage Facilities	94,881	38,745	33,935	15,368	6,777	56	0
Z179	Maint/Other Warehouse Buildings	26	0	26	0	0	0	0
Z181	Maint/Government-Owned Contractor-Operated	7,007	480	3,884	2,591	0	51	0
Z182	Maint/Government-Owned Government-Operated	66	40	0	0	0	0	26
Z184	Maint/GOGO Environmental Laboratories	3,386	284	175	2,927	0	0	0
Z191	Maint/Museums & Exhibition Buildings	9,726	3,310	1,272	5,144	0	0	0
Z192	Maint/Testing & Measurement Buildings	535,292	169,300	211,941	151,726	634	1,691	0
Z199	Maint/Other Miscellaneous Buildings	37,855	1,117	32	2,456	0	34,251	0
Z211	Maint/Dams	4,044	0	0	35	0	4,009	0
Z212	Maint/Canals	601	504	0	96	0	0	0
Z213	Maint/Mine Fire Control Facilities	472	0	192	279	0	0	0
Z214	Maint/Mine Subsidence Control Facilities	119	0	0	119	0	0	0
Z215	Maint/Surface Mine Reclamation Facilities	69,367	683	5,148	635	0	62,901	0
Z216	Maint/Dredging	122,697	54,358	2,399	1,247	0	64,692	0
Z219	Maint/Other Conservation & Development Fac	15,773	5,276	1,883	8,615	0	0	0
Z221	Maint/Airport Service Roads	199,666	80,560	35,986	69,197	809	12,902	212
Z222	Maint/Highways, Roads, Streets, & Bridges	9,814	653	3,348	5,263	0	551	0
Z223	Maint/Tunnels & Subsurface Structures	20,592	5,768	2,109	12,270	0	445	0
Z224	Maint/Parking Facilities Construction	2,611	125	2,367	120	0	0	0
Z231	Maint/EPG - Coal	1,805	130	386	1,289	0	0	0
Z232	Maint/EPG - Gas	1,304	32	0	60	0	1,210	0
Z234	Maint/EPG - Hydro	1,356	588	0	768	0	0	0
Z236	Maint/EPG - Petroleum	142	0	142	0	0	0	0
Z237	Maint/EPG - Solar	13,838	4,466	6,994	2,185	0	193	0
Z239	Maint/EPG - Other, Including Transmission	47,403	20,494	12,706	14,104	0	99	0
Z241	Maint/Fuel Supply Facilities	27,631	8,344	7,564	11,493	231	0	0
Z242	Maint/Heating & Cooling Plants	59,738	3,400	2,682	53,656	0	0	0
Z243	Maint/Pollution Abatement & Control Facili	69,761	17,463	37,601	14,074	47	576	0
Z244	Maint/Sewage & Waste Facilities	40,673	12,368	10,781	17,347	177	0	0
Z245	Maint/Water Supply Facilities	100,727	51,364	36,095	11,779	0	1,489	0
Z249	Maint/Other Utilities	14,450	3,992	4,045	4,696	0	1,727	0
Z291	Maint/Recreation Facilities (Non-Building)	431	0	0	431	0	0	0
Z292	Maint/Exhibit Design (Non-Building)	8,540	666	280	6,132	0	1,443	0
Z293	Maint/Unimproved Real Property (Land)	15,820	6,488	7,222	910	0	1,200	0
Z294	Maint/Waste Treatment & Storage Facilities	476,111	120,417	262,984	32,898	5,257	48,450	6,105
Z299	Maint/All Other Non-Building Facilities	2,329	662	1,667	0	0	0	0
Z300	Maint/Restoration Activities							

**TABLE 4-3
Supplies and Equipment
by DoD Component
Fiscal Year 1993**

(Amounts in Thousands of Dollars)

CODE	DESCRIPTION	DoD COMPONENT						
		TOTAL	Army	Navy	Air-Force	DLA	OCE	ODA
1005	Guns, through 30 mm	324,693	133,187	192,798	2,781	1,422	0	67
1010	Guns, over 30 mm up to 75 mm	26,192	23,367	2,636	0	188	0	0
1015	Guns, 75 mm through 125 mm	53,546	49,778	3,448	0	319	0	0
1020	Guns, over 125 mm through 150 mm	40,312	181	40,131	0	0	0	0
1025	Guns, over 150 mm through 200 mm	66,118	65,976	41	0	183	0	0
1030	Guns, over 200 mm through 300 mm	42	42	0	0	0	0	0
1040	Chemical Weapons and Equipment	57	57	0	0	0	0	0
1045	Launchers, Torpedo and Depth Charge	2,216	0	2,216	0	0	0	0
1055	Launchers, Rocket and Pyrotechnic	24,931	24,474	0	0	457	0	0
1075	Degaussing and Mine Sweeping Equipment	5,187	0	4,871	0	316	0	0
1080	Camouflage and Deception Equipment	13,229	11,524	1,705	0	0	0	0
1090	Assy Intrcng Btwn Wpns In 2 or More Class	7,487	455	0	0	32	0	0
1095	Miscellaneous Weapons	317,021	26,509	252,452	37,664	197	0	198
1105	Nuclear Bombs	53	0	53	0	0	0	0
1110	Nuclear Projectiles	625	625	0	0	0	0	0
1115	Nuclear Warheads and Warhead Sections	27	0	0	27	0	0	0
1135	Fusing and Firing Devices, Nucl Ordnance	1,141	0	0	1,141	0	0	0
1140	Nuclear Components	232	0	232	0	0	0	0
1190	Specilized Test and Handling Eq, Nucl Ord	20,277	0	0	20,277	0	0	0
1195	Miscellaneous Nuclear Ordnance	13	0	0	13	0	0	0
1210	Fire Control Directors	4,350	0	4,350	0	0	0	0
1220	Fire Control Computing Sights & Devices	85,862	49,985	35,877	0	0	0	0
1230	Fire Control Systems, Complete	91,064	451	91,340	87	0	0	88
1240	Optical Sighting and Ranging Equipment	84,059	63,688	13,523	6,391	457	0	0
1250	Fire Control Stabilizing Mechanisms	56	0	56	0	0	0	0
1260	Fire Cntl Designating & Indicating Equip	64,481	64,244	63	79	95	0	0
1265	Fire Control Transmitting & Receiving Eq	9,885	0	9,858	0	27	0	0
1270	Aircraft Gunner Fire Control Components	156,152	58,600	4,809	92,710	34	0	0
1280	Aircraft Bombing Fire Control Components	75,037	0	73,798	1,017	222	0	0
1285	Fire Control Radar Equip, Except Airborne	20,055	922	20,977	0	0	0	0
1287	Fire Control Sonar Equipment	2,752	0	2,752	0	0	0	0
1290	Miscellaneous Fire Control Equipment	54,935	32,773	20,778	877	254	253	0
1305	Ammunition, through 30 mm	175,748	164,643	5,442	5,662	0	0	0
1310	Ammunition, over 30 mm up to 75 mm	54,297	52,205	1,483	609	0	0	0
1315	Ammunition, 75 mm through 125 mm	310,260	289,934	20,326	0	0	0	0
1320	Ammunition, over 125 mm	123,327	90,991	32,336	0	0	0	0
1325	Bombs	764,578	142,556	104	621,918	0	0	0
1330	Grenades	14,267	14,267	0	0	0	0	0
1336	Guided Msl Warheads and Explosive Comps	105,211	8,125	94,550	2,534	0	0	2
1337	Guide Msl & Space Veh Explo Un, Fuel, Comp	12,022	72	0	12,095	0	0	0
1338	Guide Msl and Sp Veh Inert Un, Fuel, Comp	50,978	0	7,992	638	0	0	42,348
1340	Rockets, Rocket Ammunition & Rocket Comps	71,067	62,416	8,682	31	0	0	0
1345	Land Mines	27,532	27,532	0	0	0	0	0
1350	Underwater Mine Inert Components	4,137	463	3,674	0	0	0	0
1351	Underwater Mine Explosive Components	711	0	711	0	0	0	0
1355	Torpedo Inert Components	294,879	0	294,879	0	0	0	0
1356	Torpedo Explosive Components	5,993	0	5,993	0	0	0	0
1360	Depth Charge Inert Components	108	0	108	0	0	0	0
1361	Depth Charge Explosive Components	189	0	189	0	0	0	0
1365	Military Chemical Agents	341	180	161	0	0	0	0
1370	Pyrotechnics	39,844	32,726	2,529	4,589	0	0	0
1375	Demolition Materials	15,693	11,824	1,041	2,827	0	0	0
1376	Bulk Explosives	10,552	9,494	354	0	0	0	705
1377	Cartridge & Propellant Actuated Dv & Comps	70,983	273	34,944	35,767	0	0	0
1385	Surface Use Explo Ord Disposal Tools & Eq	4,587	0	4,344	243	0	0	0
1386	Undatr Use Explo Ord Disposal Tools & Eq	859	0	859	0	0	0	0
1390	Fuses and Primers	90,766	84,817	885	5,063	0	0	0
1395	Miscellaneous Ammunition	11,622	6,274	5,261	0	0	0	86
1398	Specilized Armo Handling and Svcing Equip	1,351	826	2,177	0	0	0	0
1410	Guided Missiles	2,318,874	208,595	1,142,258	968,021	0	0	0
1420	Guided Missile Components	853,019	358,991	464,350	29,398	279	0	0
1425	Guided Missile Systems, Complete	954,172	1,031	939,534	13,607	0	0	0
1427	Guided Missile Subsystems	179,222	43,726	112,664	22,832	0	0	0
1430	Guided Missile Remote Control Systems	302,664	275,432	23,496	3,328	408	0	0
1440	Launchers, Guided Missile	398,075	143,571	249,300	4,834	371	0	0
1450	Guided Missile Handling & Servicing Equip	781,434	759,140	6,809	15,454	31	0	0
1510	Aircraft Fixed Wing	10,016,768	222,541	2,482,494	7,311,734	0	0	0
1520	Aircraft Rotary Wing	2,039,807	1,075,776	964,030	0	0	0	0
1550	Drones	183,793	2,710	180,487	597	0	0	0
1560	Airframe Structural Components	871,433	257,165	150,538	447,580	16,151	0	0
1610	Aircraft Propellers	24,774	380	11,312	12,420	662	0	0
1615	Helicopter Rotor Blades, Drive Mechanisms	221,871	95,464	122,251	2,056	2,100	0	0
1620	Aircraft Landing Gear Components	43,743	1,071	13,103	29,120	449	0	0
1630	Aircraft Wheel and Brake Systems	28,909	752	6,934	20,431	792	0	0
1650	Acft Hydraulic, Vacuum & De-icing Sys Comp	60,476	4,162	30,726	21,961	3,628	0	0
1660	Aircraft AC, Heating and Pressurizing Eq	48,626	2,588	22,962	21,345	1,730	0	0

**TABLE 4-3
Supplies and Equipment
by DoD Component
Fiscal Year 1993**

(Continued)

(Amounts in Thousands of Dollars)

C O D E	D E S C R I P T I O N	D o D C O M P O N E N T						
		T O T A L	A r m y	N a v y	A i r F o r c e	D L A	O C E	O D A
1670	Parachutes and Cargo Tie Down Equipment	36,675	16,697	2,052	17,361	566	0	0
1680	Msl Aircraft Accessories and Components	974,165	170,506	264,275	531,919	7,188	0	277
1710	Aircraft Landing Equipment	17,993	54	15,008	2,930	0	0	0
1720	Aircraft Launching Equipment	17,205	0	17,205	0	0	0	0
1730	Aircraft Ground Servicing Equipment	176,153	5,854	43,481	126,286	533	0	0
1740	Airfield Specialized Trucks and Trailers	35,429	0	5,119	30,269	41	0	0
1810	Space Vehicles	106,135	0	8,900	97,235	0	0	0
1820	Space Vehicle Components	85,622	0	422	85,200	0	0	0
1830	Space Vehicle Remote Control Systems	46,375	0	0	46,375	0	0	0
1840	Space Vehicle Launchers	64,562	0	0	64,562	0	0	0
1901	Aircraft Carriers	166,763	0	166,763	0	0	0	0
1902	Cruisers	20,498	0	20,498	0	0	0	0
1903	Destroyers	1,425,143	0	1,425,143	0	0	0	0
1904	Submarines	266,254	0	266,254	0	0	0	0
1906	Minelayers and Minesweepers	137,396	0	137,396	0	0	0	0
1907	Landing Craft	115,384	0	115,384	0	0	0	0
1908	Torpedo Boats and Gun Boats	18,684	0	18,684	0	0	0	0
1910	Transport Vessels, Passenger and Troop	7,525	0	7,486	0	0	39	0
1911	Amphibious Assault Ships	252,247	0	252,247	0	0	0	0
1915	Cargo and Tanker Vessels	466,259	18,695	447,564	0	0	0	0
1920	Fishing Vessels	5,721	0	0	0	0	5,721	0
1921	Tugs and Tugboats	3,766	0	3,766	0	0	0	0
1923	Ice Breakers	258,139	0	258,139	0	0	0	0
1925	Special Service Vessels	55,740	57	55,683	0	0	0	0
1929	Rescue Vessels	264	0	264	0	0	0	0
1930	Barges and Lighters, Cargo	11,694	0	10,219	653	0	822	0
1935	Barges and Lighters, Special Purpose	9,093	0	132	0	0	8,961	0
1940	Small Craft	22,743	5	19,756	2,379	0	613	0
1945	Pontoons and Floating Docks	61,517	11,673	47,128	0	0	2,716	0
1950	Floating Drydocks	336	0	0	0	0	336	0
1955	Dredges	37	0	0	0	0	37	0
1990	Miscellaneous Vessels	1,720,346	79	1,704,995	0	0	1,306	13,965
2010	Ship and Boat Propulsion Equipment	83,470	2,895	78,396	0	1,395	785	0
2020	Rigging and Rigging Gear	494	0	394	100	0	0	0
2030	Deck Machinery	5,418	0	5,366	0	52	0	0
2040	Marine Hardware and Hull Items	24,086	0	18,592	0	5,494	0	0
2050	Buoys	5,623	0	5,623	0	0	0	0
2090	Miscellaneous Ship and Marine Equipment	42,038	523	39,029	148	1,167	1,172	0
2210	Locomotives	301	301	0	0	0	0	0
2220	Rail Cars	13,824	13,824	0	0	0	0	0
2230	Right-of-way Const and Maint Eq, Railroad	68	68	0	0	0	0	0
2240	Locomotive & Rail Car Accessories & Comps	849	171	677	0	0	0	0
2250	Track Material, Railroad	75	0	75	0	0	0	0
2305	Ground Effect Vehicles	2,191	1,509	584	43	25	29	0
2310	Passenger Motor Vehicles	14,300	9,148	3,151	1,916	0	86	0
2320	Trucks and Truck Tractors, Wheeled	1,919,154	1,898,895	8,280	8,905	383	1,662	29
2330	Trailers	98,233	89,506	599	7,633	0	496	0
2340	Motorcycles, Motor Scooters and Bicycles	2,727	682	398	1,647	0	0	0
2350	Combat Assault & Tactical Veh, Tracked	830,279	830,279	0	0	0	0	0
2410	Tractor, Full Tracked, Low Speed	5,751	41	0	58	5,652	0	0
2420	Tractors, Wheeled	3,398	1,595	68	0	1,233	501	0
2510	Vehicular Cab, Body, Frame Structural Comp	33,517	21,777	0	1,962	9,779	0	0
2520	Vehicular Power Transmission Components	126,400	119,062	730	606	6,001	0	0
2530	Vehicular Brake, Steering, Axle Wheel Comp	83,888	72,616	327	423	10,522	0	0
2540	Vehicular Furniture and Accessories	62,899	41,551	29	124	21,195	0	0
2590	Miscellaneous Vehicular Components	78,722	71,173	981	539	5,650	25	354
2610	Tires & Tubes, Pneumatic, Except Aircraft	58,765	58,765	0	0	0	0	0
2620	Tires and Tubes, Pneumatic, Aircraft	26,173	0	4,947	21,180	47	0	0
2630	Tires, Solid and Cushion	25	25	0	0	0	0	0
2640	Tire Rebuilding & Tire & Tube Repair Mats	5,880	5,821	58	0	0	0	0
2805	Gas Reciprocating Eng, Except Acft, & Comp	2,743	67	1,974	164	635	0	37
2810	Gas Reciprocating Eng, Aircraft & Comps	921	0	246	675	0	0	0
2815	Diesel Engines and Components	52,738	34,848	3,985	2,590	11,185	130	0
2820	Steam Engines, Reciprocating & Components	6,385	0	6,385	0	0	0	0
2825	Steam Turbines and Components	3,641	42	2,799	296	504	0	0
2830	Water Turbines & Water Wheels & Comps	777	0	78	0	0	699	0
2835	Gas Turbines and Jet Eng, Ex Acft & Comps	82,556	8,711	57,968	12,718	3,159	0	0
2840	Gas Turbines and Jet Engines, Acft & Comps	2,450,178	190,093	510,072	1,745,801	4,211	0	0
2845	Rocket Engines and Components	147	147	0	0	0	0	0
2850	Gasoline Rotary Engines & Components	347	0	347	0	0	0	0
2895	Miscellaneous Engines and Components	4,203	191	3,136	0	541	336	0
2910	Engine Fuel Sys Components, Nonaircraft	13,685	6,923	1,185	673	4,903	0	0
2915	Engine Fuel System Components, Aircraft	52,721	5,504	13,620	32,271	1,326	0	0
2920	Engine Electrical Sys Comps, Nonaircraft	28,887	17,896	2,885	844	7,263	0	0
2925	Engine Electrical Sys Comps, Aircraft	9,637	1,374	1,261	6,440	562	0	0
2930	Engine Cooling Sys Comps, Nonaircraft	3,655	1,666	131	703	1,126	30	0

**TABLE 4-3
Supplies and Equipment
by DoD Component
Fiscal Year 1993**

(Continued)

(Amounts in Thousands of Dollars)

CODE	DESCRIPTION	DoD COMPONENT						
		TOTAL	Army	Navy	Air Force	DLA	OCE	ODA
2935	Engine Cooling Sys Components, Aircraft	4,008	123	525	3,360	0	0	0
2940	Eng Filters, Strainers & Cleaners, Nonairc	6,124	1,031	2,570	39	2,484	0	0
2945	Eng Filters, Strainers & Cleaners, Airctaf	2,798	2,121	517	160	0	0	0
2950	Turbosuperchargers	637	352	203	0	83	0	0
2990	Misc Engine Accessories, Nonaircraft	11,734	1,009	6,161	3,098	1,465	0	0
2995	Misc Engine Accessories, Aircraft	29,782	10,240	4,600	13,058	1,883	0	0
3010	Torque Converters and Speed Changers	12,938	5,102	4,364	1,334	2,079	0	0
3020	Gears, Pulleys, Sprockets and Trans Chain	22,214	120	3,528	15,306	3,156	105	0
3030	Beltng, Drive Belts, Fan Belts & Accys	1,641	99	1,384	0	157	0	0
3040	Miscellaneous Power Transmission Equip	24,874	2,624	5,764	10,314	5,264	908	0
3110	Bearings, Antifriction, Unmounted	74,298	15,379	9,884	10,057	38,978	0	0
3120	Bearings, Plain, Unmounted	9,596	3,440	3,465	1,059	3,574	176	0
3130	Bearings, Mounted	1,714	94	815	78	726	0	0
3210	Sawmill and Planing Mill Machinery	27	27	0	0	0	0	0
3220	Woodworking Machines	2,200	484	45	1,672	0	0	0
3405	Saws and Filing Machines	2,893	876	438	1,068	511	0	0
3408	Machining Centers & Way-type Machines	4,421	3,922	308	190	0	0	0
3410	Electrical & Ultrasonic Erosion Machines	1,297	249	0	847	202	0	0
3411	Boring Machines	1,354	80	317	230	728	0	0
3412	Broaching Machines	1,008	865	142	0	0	0	0
3413	Drilling and Tapping Machines	2,220	471	499	944	140	166	0
3414	Gear Cutting and Finishing Machines	122	0	122	0	0	0	0
3415	Grinding Machines	4,332	1,725	1,026	944	637	0	0
3416	Lathes	10,935	3,403	3,353	3,231	948	0	0
3417	Milling Machines	12,629	5,518	852	4,088	2,126	0	45
3418	Planers and Shapers	115	0	0	0	115	0	0
3419	Miscellaneous Machine Tools	918	0	29	304	585	0	0
3424	Metal Heat Treating & Non-thermal Equip	2,934	1,237	65	1,469	162	0	0
3426	Metal Finishing Equipment	1,214	872	34	192	116	0	0
3431	Electric Arc Welding Equipment	1,613	0	139	640	835	0	0
3432	Electric Resistance Welding Equipment	37	119	38	119	0	0	0
3433	Gas Welding, Heat Cutting, & Metalizing Eq	2,105	378	31	361	1,335	0	0
3438	Miscellaneous Welding Equipment	337	83	254	0	0	0	0
3439	Misc Welding, Soldering & Brazing Supply	4,807	616	2,004	449	1,738	0	0
3441	Bending and Forming Machines	6,589	3,618	1,012	1,616	244	99	0
3442	Hydraulic and Pneumatic Presses, Power Dr	979	509	104	288	78	0	0
3443	Mechanical Presses, Power Driven	779	0	0	46	732	0	0
3444	Manual Presses	58	0	0	58	0	0	0
3445	Punching and Shearing Machines	6,350	1,051	873	3,526	867	34	0
3446	Forging Machinery and Hammers	298	230	0	0	67	0	0
3448	Riveting Machines	253	0	0	125	128	0	0
3449	Msc Secondary Metal Forming & Cutting Mach	807	403	302	0	102	0	0
3450	Machine Tools, Portable	664	0	247	28	389	0	0
3455	Cutting Tools for Machine Tools	1,229	194	440	330	265	0	0
3456	Cutting Tools for Secondary Metal Mach	165	165	0	0	0	0	0
3460	Machine Tool Accessories	1,691	710	264	0	717	0	0
3461	Accessories for Secondary Metal Machinery	40	40	0	0	0	0	0
3465	Production Jigs, Fixtures and Templates	389	268	0	0	42	78	0
3470	Machine Shop Sets, Kits, and Outfits	520	44	396	0	80	0	0
3510	Laundry and Dry Cleaning Equipment	4,689	1,205	1,779	1,219	562	75	0
3520	Shoe Repairing Equipment	29	0	29	0	0	0	0
3530	Indust Sewing Mach & Mobile Tex Repr Shops	174	71	0	0	103	0	0
3540	Wrapping and Packaging Machinery	609	290	0	36	283	0	0
3590	Misc Service and Trade Equipment	2,589	917	1,629	0	0	0	42
3605	Food Products Machinery and Equipment	25	0	0	25	0	0	0
3610	Printing, Duplicating & Bookbinding Equip	43,218	9,986	18,325	7,169	1,862	1,007	4,868
3611	Industrial Marking Machines	1,198	171	1,027	0	0	0	0
3615	Pulp and Paper Industries Machinery	901	463	196	38	129	0	75
3620	Rubber & Plastic Working Machinery	11,944	11,482	421	0	0	41	0
3625	Textile Industries Machinery	59	0	59	0	0	0	0
3630	Clay & Concrete Products Industries Mach	45	0	45	0	0	0	0
3635	Crystal & Glass Industries Machinery	200	200	0	0	0	0	0
3645	Leather Tanning and Working Machinery	35	0	35	0	0	0	0
3650	Chemical and Pharmaceutical Machinery	285	0	172	0	0	114	0
3655	Gas Generating and Dispensing Systems	11,698	2,511	3,053	6,007	86	41	0
3660	Industrial Size Reduction Machinery	2,922	439	2,515	28	0	0	0
3670	Specialized Circuit Board Manufacturing Mac	1,480	760	144	202	175	0	0
3680	Foundry Machinery, Related Equip & Sup	295	44	116	135	0	0	0
3690	Specialized Ammunition and Ordnance Mach	1,004	727	5	282	0	0	0
3693	Industrial Assembly Machines	31	31	0	0	0	0	0
3694	Clean Work Stations, Controlled Environ Eq	270	12	201	28	29	0	0
3695	Miscellaneous Special Industry Machinery	13,191	5,032	3,220	2,100	160	2,452	228
3710	Soil Preparation Equipment	254	49	0	0	185	0	0
3720	Harvesting Equipment	12,509	0	0	12,509	0	0	0
3730	Dairy, Poultry, and Livestock Equipment	14	0	44	0	0	0	0
3740	Pest, Disease, and Frost Control Equipment	149	0	0	0	149	0	0

TABLE 4-3
Supplies and Equipment
by DoD Component
Fiscal Year 1993

(Continued)

(Amounts in Thousands of Dollars)

D O C O D E	DESCRIPTION	D O D COMPONENT						
		TOTAL	Army	Navy	Air Force	DLA	OCE	ODA
3750	Gardening Implements and Tools	3,718	1,658	146	1,888	26	0	0
3760	Animal Drawn Vehicles and Farm Trailers	38	38	0	0	0	0	0
3770	Saddlery, Harness, Whips and Furnishings	598	470	40	88	0	0	0
3805	Earth Moving and Excavating Equipment	27,699	4,773	243	1,009	21,334	340	0
3810	Cranes and Crane-shovels	8,270	506	503	0	6,672	590	0
3815	Crane and Crane-shovel Attachments	323	0	208	0	115	0	0
3820	Mining, Rock Drilling, Earth Boring Equip	2,401	0	194	253	1,215	738	0
3825	Road Clearing and Cleaning Equipment	21,009	2,093	299	1,120	16,072	1,426	0
3830	Truck and Tractor Attachments	1,457	204	0	795	418	0	40
3835	Petroleum Production & Distribution Equip	1,659	1,337	0	112	136	75	0
3895	Miscellaneous Construction Equipment	25,205	8,061	5,906	1,933	8,693	611	0
3910	Conveyors	11,785	9,737	1,229	269	550	0	0
3915	Materials Feeders	522	118	404	0	0	0	0
3920	Mat Handling Equip, Nonself-propelled	3,678	1,315	97	280	1,832	154	0
3930	Warehouse Trks & Tractors, Self-propelled	103,186	16,087	1,487	9,368	76,244	0	0
3940	Blocks Tackle Rigging and Slings	3,992	691	285	36	2,980	0	0
3950	Winches, Hoists, Cranes and Derricks	26,583	1,027	19,341	1,731	2,511	1,973	0
3960	Elevators and Escalators	3,106	0	3,074	32	0	0	0
3990	Miscellaneous Materials H. ling Equip	80,776	2,052	27,085	9,190	39,561	2,888	0
4010	Chain and Wire Rope	9,334	323	5,090	368	2,618	935	0
4020	Fiber Rope Cordage and Twine	7,672	294	888	0	6,490	0	0
4030	Fittings for Rope, Cable and Chain	2,188	1,022	519	237	385	26	0
4110	Refrigeration Equip	10,472	832	1,315	6,964	2,909	81	35
4120	Air Conditioning Equip	73,771	13,747	6,745	51,119	2,011	62	86
4130	Refrigeration and Air Conditioning Comps	7,824	771	3,041	2,436	1,575	0	0
4140	Fans, Air Circulators & Blower Equip	22,297	3,119	16,412	248	2,518	0	0
4210	Fire Fighting Equipment	66,112	1,857	8,628	28,588	26,966	28	44
4220	Marine Lifesaving and Diving Equipment	14,473	962	5,853	2,656	5,003	0	0
4230	Decontaminating and Impregnating Equip	8,982	4,839	308	3,835	0	0	0
4240	Safety and Rescue Equipment	69,034	43,947	9,673	10,096	4,914	0	405
4310	Compressors and Vacuum Pumps	33,826	2,532	10,772	14,176	5,966	382	0
4320	Power and Hand Pumps	53,429	4,887	30,996	7,324	9,824	371	27
4330	Centrifugals, Separators, and Filters	11,498	637	6,246	254	3,912	449	0
4410	Industrial Boilers	9,592	173	7,097	30	2,292	0	0
4420	Heat Exchangers and Steam Condensers	2,707	0	1,472	61	1,125	50	0
4430	Industrial Furnaces, Kilns, Lehrs & Ovens	2,535	1,338	459	738	0	0	0
4440	Driers, Dehydrators and Anhydrators	3,027	179	1,670	159	1,018	0	0
4460	Air Purification Equipment	3,763	1,188	1,976	58	541	0	0
4470	Nuclear Reactors	897,953	0	897,953	0	0	0	0
4510	Plumbing Fixtures and Accessories	3,182	358	468	2,304	768	0	0
4520	Space Heating Eq & Domestic Water Heaters	7,843	2,197	196	1,638	3,812	0	0
4530	Fuel Burning Equipment Units	2,125	122	631	498	875	0	0
4540	Misc Plumbing, Heating & Sanitation Equip	4,287	903	1,904	852	628	0	0
4610	Water Purification Equipment	47,515	28,617	1,730	7,359	8,850	960	0
4620	Water Distillation Equip Marine & Indust	868	253	540	0	75	0	0
4630	Sewage Treatment Equipment	1,188	84	669	0	255	181	0
4710	Pipe and Tube	17,133	1,433	1,725	6,436	7,395	145	0
4720	Hose and Tubing, Flexible	13,898	186	4,986	172	8,899	0	0
4730	Fittings & Specialties; Hose, Pipe & Tube	29,487	5,392	6,619	6,917	10,485	0	75
4810	Valves, Powered	38,375	2,767	18,981	10,995	5,632	0	0
4820	Valves, Nonpowered	40,430	4,540	20,427	4,760	10,702	0	0
4910	Motor Veh Maint & Repr Shop Specilized Eq	56,680	42,506	10,574	1,560	2,040	0	0
4920	Acft Maint & Repair Shop Specilized Equip	221,772	7,514	33,575	179,466	1,218	0	0
4921	Torpedo Maint, Repair & Checkout Spec Eq	2,231	0	2,231	0	0	0	0
4925	Ammunition Maint, Repr & Checkout Spec Eq	1,245	891	34	320	0	0	0
4927	Rocket Maint, Repair & Checkout Spec Equip	95	95	0	0	0	0	0
4930	Lubrication & Fuel Dispensing Equipment	20,729	9,710	7,680	1,122	2,218	0	0
4931	Fire Control Maint & Repair Shop Spec Eq	27,775	24,932	2,732	85	25	0	0
4933	Weapons Maint & Repair Shop Spec Eq	11,504	10,991	32	47	433	0	0
4935	Guided Missile Maint, Repair Specilized Eq	29,333	8,103	12,537	8,694	0	0	0
4940	Miscellaneous Maint, Repair Specilized Eq	23,416	8,625	6,312	6,948	1,334	197	0
4960	Space Vehicle Maint, Repair Specilized Eq	60	0	60	0	0	0	0
5110	Hand Tools, Edged, Nonpowered	1,307	1,261	46	0	0	0	0
5120	Hand Tools, Nonedged, Nonpowered	6,698	2,045	3,535	1,118	0	0	0
5130	Hand Tools, Power Driven	2,138	1,108	725	93	0	212	0
5133	Drill Bits, Counterbores, and Countersinks	29	0	0	29	0	0	0
5140	Tool and Hardware Boxes	718	280	87	351	0	0	0
5180	Sets, Kits and Outfits of Hand Tools	11,667	7,200	334	4,133	0	0	0
5210	Measuring Tools, Craftsmen's	414	267	260	113	0	0	0
5220	Inspection Gauges & Precision Layout Tools	2,705	415	425	1,803	62	0	0
5280	Sets, Kits and Outfits of Measuring Tools	2,080	335	1,707	38	0	0	0
5305	Screws	3,752	154	59	176	3,364	0	0
5306	Bolts	5,980	67	2,486	1,692	1,736	0	0
5307	Studs	869	50	341	63	415	0	0
5310	Nuts and Washers	5,555	523	1,176	1,381	2,475	0	0
5315	Nails, Keys and Pins	1,857	988	692	51	60	65	0

Prepared By: Washington Headquarters Services
Directorate For Information
Operations and Reports

**TABLE 4-3
Supplies and Equipment
by DoD Component
Fiscal Year 1993**

(Continued)

(Amounts in Thousands of Dollars)

C O D E	DESCRIPTION	D o D C O M P O N E N T						
		TOTAL	Army	Navy	Air Force	DLA	OCE	ODA
5320	Rivets	10,503	0	7,614	479	2,410	0	0
5325	Fastening Devices	981	0	66	334	422	159	0
5330	Packing and Gasket Materials	27,799	2,451	12,611	4,148	8,590	0	0
5335	Metal Screening	496	79	416	0	0	0	0
5340	Miscellaneous Hardware	22,036	8,604	3,189	3,427	6,816	0	0
5345	Disks and Stones, Abrasive	172	57	114	0	0	0	0
5350	Abrasive Materials	1,490	368	980	142	0	0	0
5355	Knobs and Pointers	272	112	107	53	0	0	0
5360	Coil, flat and Wire Springs	4,624	57	3,938	100	529	0	0
5365	Rings, Shims and Spacers	5,287	1,746	2,438	417	686	0	0
5410	Prefabricated and Portable Buildings	40,938	8,800	4,212	27,091	378	458	0
5411	Rigid Wall Shelters	18,179	5,772	7,112	5,249	46	0	0
5420	Bridges, Fixed and Floating	247	2	249	0	0	0	0
5430	Storage Tanks	14,642	3,818	7,703	1,572	1,460	47	41
5440	Scaffolding Equipment and Concrete Forms	919	69	228	351	271	0	0
5445	Prefabricated Tower Structures	704	105	181	419	0	0	0
5450	Miscellaneous Prefabricated Structures	28,793	612	6,053	3,037	11,737	7,354	0
5510	Lumber and Related Basic Wood Materials	10,235	1,593	2,603	285	5,634	120	0
5520	Millwork	1	29	0	30	0	0	0
5530	Plywood and Veneer	4,976	200	0	0	4,777	0	0
5610	Mineral Construction Materials, Bulk	26,879	10,251	969	13,296	0	2,154	209
5620	Building Glass, Tile, Brick and Block	703	86	138	479	0	0	0
5630	Pipe and Conduit, Nonmetallic	28	0	0	0	0	0	0
5640	Wallboard Bldg & Thermal Insulation Mat	2,141	840	903	398	0	0	0
5650	Roofing and Siding Materials	528	61	0	737	0	269	0
5660	Fencing, Fences and Gates	1,784	251	103	179	1,094	157	0
5670	Building Components, Prefabricated	1,248	74	891	283	0	0	0
5680	Miscellaneous Construction Materials	20,946	6,447	2,566	486	0	11,447	0
5805	Telephone and Telegraph Equipment	189,922	84,300	20,414	64,622	3,592	1,375	15,619
5810	Communications Security Equip and Comps	457,747	16,824	3,576	435,775	611	0	960
5811	Other Cryptologic Equipment & Components	22,592	20,241	1,935	311	0	0	105
5815	Teletype and Facsimile Equipment	21,606	393	21,979	1,358	326	0	265
5820	Radio & TV Comm Equipment, Except Airborne	773,718	521,143	111,871	136,712	900	453	2,639
5821	Radio and TV Comm Equipment, Airborne	128,920	46,733	41,283	40,904	0	0	0
5825	Radio Navigation Equip, Except Airborne	60,699	43,872	7,721	8,538	0	567	0
5826	Radio Navigation Equipment, Airborne	146,925	8,058	91,690	46,045	1,133	0	0
5830	Intercomm Public Address Sys, Ex Airborne	5,243	67	3,007	1,750	334	0	85
5831	Intercomm Public Address Sys, Airborne	983	179	93	665	46	0	0
5835	Sound Recording & Reproducing Equipment	23,080	9,437	10,492	1,893	760	0	498
5836	Video Recording and Reproducing Equipment	18,238	3,959	5,620	7,199	1,039	95	326
5840	Radar Equipment, Except Airborne	256,941	31,389	151,735	73,460	224	133	0
5841	Radar Equipment, Airborne	576,144	90,729	61,868	421,812	1,735	0	0
5845	Underwater Sound Equipment	503,699	0	501,452	388	1,798	61	0
5850	Visible & Invisible Light Comm Equipment	8,555	352	8,004	24	176	0	0
5855	Night Vision Equipment	218,306	166,166	48,802	1,212	1,980	0	146
5860	Stimulated Coherent Radiation Devices	5,033	1,506	1,084	2,443	0	0	0
5865	Elct Countermeasures & Quick Reaction Eq	1,006,138	97,341	178,397	729,540	861	0	0
5895	Miscellaneous Communication Equipment	1,123,612	344,789	547,145	208,347	8,474	785	14,072
5905	Resistors	5,163	406	1,277	1,433	2,046	0	0
5910	Capacitors	2,346	161	258	1,355	503	0	69
5915	Filters and Networks	4,885	679	2,611	61	1,533	0	0
5920	Fuses, Arrestors, Absorbers, & Protectors	1,202	122	173	390	518	0	0
5925	Circuit Breakers	6,980	239	3,408	67	2,817	449	0
5930	Switches	28,937	3,369	11,060	3,551	10,926	0	32
5935	Connectors Electrical	17,093	3,253	4,788	1,127	7,693	0	233
5940	Lugs Terminals and Terminal Strips	2,232	152	57	758	2,781	0	0
5945	Relays and Solenoids	14,248	2,924	1,498	2,497	7,174	155	0
5950	Coils and Transformers	9,854	90	1,825	5,279	2,270	389	0
5955	Oscillators & Piezoelectric Crystals	7,859	163	3,184	4,342	496	0	0
5960	Semicon Tubes & Assoc Hardware	81,369	950	32,741	27,135	20,500	0	43
5961	Semiconductor Devices & Assoc Hardware	6,179	3,764	540	1,106	7,699	0	0
5962	Microcircuits - Electronic	19,372	309	8,473	7,435	3,117	0	38
5963	Electronic Modules	166,298	688	164,306	437	574	0	292
5965	Headsets, Handsets, Microphones & Speakers	10,108	2,160	341	122	7,457	0	29
5970	Elec Insulators and Insulating Material	966	0	290	0	676	0	0
5975	Electrical Hardware and Supplies	8,707	2,531	2,485	312	3,155	87	137
5977	Electrical Contact Brushes & Electrodes	4,590	89	2,714	484	1,303	0	0
5980	Optoelectronic Devices & Assoc Hardware	3,146	25	443	86	2,592	0	0
5985	Antennas, Waveguides & Related Equipment	155,813	51,795	32,530	63,226	8,142	47	73
5990	Synchros and Resolvers	5,741	838	1,550	1,608	1,746	0	0
5995	Cable, Cord, Wire Assemblies, Comm Equip	42,936	11,610	18,750	4,704	6,329	0	1,542
5998	Electrical & Elct Assys, Boards, Cards	182,139	23,859	77,645	76,314	4,275	47	0
5999	Misc Electrical & Electronic Components	414,332	81,953	182,597	144,144	2,889	1,981	768
6004	Rotary Joints	207	0	207	0	0	0	0
6008	Optical Multiplexers/Demultiplexers	62	0	62	0	0	0	0
6015	Fiber Optic Cables	67,493	45,878	20,861	676	253	0	175

**TABLE 4-3
Supplies and Equipment
by DoD Component
Fiscal Year 1993**

(Continued)

(Amounts in Thousands of Dollars)

C O D E	D E S C R I P T I O N	D O D C O M P O N E N T						
		T O T A L	A r m y	N a v y	A i r F o r c e	D L A	O C E	O D A
6020	Fiber Optic Cable Assemblies and Harnesses	2,177	1,726	210	145	0	33	63
6021	Fiber Optic Switches	569	0	569	0	0	0	0
6025	Fiber Optic Transmitters	928	278	651	0	0	0	0
6026	Fiber Optic Receivers	35	0	35	0	0	0	0
6029	Optical Repeaters	490	0	490	0	0	0	0
6030	Fiber Optic Devices	446	64	122	223	0	0	37
6034	Fiber Optic Modulators/Demodulators	207	132	75	0	0	0	0
6035	Fiber Optic Light Transfer and Image Trans	1,621	1,621	0	0	0	0	0
6060	Fiber Optic Interconnectors and Supplies	283	0	0	250	0	0	33
6070	Fiber Optic Accessories and Supplies	816	78	137	601	0	0	0
6080	Fiber Optic Kits & Sets	257	0	28	228	0	0	0
6099	Miscellaneous Fiber Optic Components	5,633	4,824	592	178	0	0	39
6105	Motors, Electrical	20,485	1,707	8,675	3,862	6,240	0	0
6110	Electrical Control Equipment	55,076	14,204	6,114	30,871	3,239	530	119
6115	Generators and Generator Sets, Electrical	60,786	21,416	16,604	16,151	2,731	3,885	0
6116	Fuel Cell Power Units, Components & Accys	41	0	41	0	0	0	0
6117	Solar Electric Power Systems	33	33	0	0	0	0	0
6120	Transformers, Distribution & Power Station	1,457	500	749	105	25	78	0
6125	Converters, Electrical, Rotating	3,101	695	1,058	1,024	325	0	0
6130	Converters, Electrical, Nonrotating	181,753	18,244	31,755	129,042	2,712	0	0
6135	Batteries, Nonrechargeable	30,854	14,012	10,669	1,753	4,421	0	0
6140	Batteries, Rechargeable	32,004	15,462	7,641	4,065	4,806	0	29
6145	Wire and Cable, Electrical	18,393	1,023	9,403	661	6,464	36	807
6150	Misc Electric Power & Distribution Eq	41,593	4,448	11,371	15,529	5,824	4,422	0
6160	Miscellaneous Battery Retaining Fixtures &	357	100	0	0	258	0	0
6210	Indoor & Outdoor Electric Lighting Fixture	4,009	172	827	765	2,208	0	37
6220	Electric Vehicular Lights and Fixtures	17,776	3,386	1,154	3,853	9,383	0	0
6230	Electric Portable & Hand Lighting Equip	11,512	3,067	249	2,322	5,873	0	0
6240	Electric Lamps	5,874	211	1,014	345	4,304	0	0
6250	Ballasts, Lampholders and Starters	877	44	245	0	587	0	0
6260	Nonelectrical Lighting Fixtures	624	134	48	0	442	0	0
6320	Shipboard Alarm and Signal Systems	614	0	465	0	149	0	0
6340	Aircraft Alarm and Signal Systems	6,576	263	541	5,079	673	0	0
6350	Misc Alarm, Signal and Security Systems	47,522	30,045	10,544	4,972	1,220	144	597
6505	Drugs & Biologicals	200,945	6,742	5,436	1,178	187,590	0	0
6506	Blood	82	0	0	0	0	0	0
6507	Blood Derivatives	48	0	0	0	0	0	0
6508	Medicated Cosmetics and Toiletries	1,318	0	0	0	1,318	0	0
6510	Surgical Dressing Materials	11,023	570	332	0	10,122	0	0
6515	Medical & Surgical Instruments, Equip & Su	71,939	30,525	16,082	9,049	16,254	0	29
6520	Dental Instruments, Equip and Supplies	4,555	822	984	682	2,067	0	0
6525	X-ray Equip & Sup; Medical, Dental & Vet	28,646	2,680	1,391	1,630	22,945	0	0
6530	Hospital Furniture, Equip, Utensils & Sup	40,455	21,954	1,105	3,582	13,300	420	95
6532	Hospital & Surgical Clothing	2,135	0	0	0	2,135	0	0
6540	Ophthalmic Instruments, Equip & Supplies	4,683	675	1,220	572	2,217	0	0
6545	Medical Sets, Kits and Outfits	4,067	322	1,040	2,560	5,266	0	0
6550	In Vitro Diagnostic Substances, Reagents	15,833	6,715	4,204	943	3,971	0	0
6605	Navigational Instruments	183,763	5,075	86,673	91,092	294	630	0
6610	Flight Instruments	47,031	4,033	5,330	36,201	1,466	0	0
6615	Automatic Pilot Mechanisms Airborne Gyro	37,032	1,171	17,087	16,426	2,348	0	0
6620	Engine Instruments	28,305	2,383	9,955	14,688	1,278	0	0
6625	Electrical & Elct Meas & Test Instruments	300,507	78,827	118,726	98,118	4,206	592	38
6630	Chemical Analysis Instruments	33,346	6,155	9,088	16,759	562	262	520
6635	Physical Properties Testing Equipment	25,193	7,838	7,947	8,344	929	136	0
6636	Environmental Chambers and Related Equip	4,315	1,892	1,197	1,062	164	0	0
6640	Laboratory Equipment & Supplies	22,194	12,697	4,164	3,881	1,002	161	289
6645	Time Measuring Instruments	128	428	1,319	0	696	29	37
6650	Optical Instruments, Test Equip, Comps & A	25,643	8,690	7,942	8,522	433	0	56
6655	Geophysical Instruments	2,362	153	1,575	112	0	316	206
6660	Meteorological Instruments and Apparatus	15,286	10,149	690	4,200	170	78	0
6665	Hazard-detecting Instruments & Apparatus	36,277	27,943	6,187	1,752	396	0	0
6670	Scales and Balances	2,688	214	237	175	2,412	0	0
6675	Drafting, Surveying & Mapping Instruments	9,673	7,100	699	1,142	55	565	112
6680	Flow, Level, Motion Measuring Instruments	18,766	3,016	6,039	5,353	4,008	350	0
6685	Pressure, Temperature & Humidity Instrumen	31,749	1,440	5,888	19,489	4,746	39	147
6695	Combination & Miscellaneous Instruments	31,070	6,804	17,129	4,940	1,822	376	0
6710	Cameras, Motion Picture	5,974	3,037	1,771	1,059	0	78	29
6720	Cameras, Still Picture	6,479	2,349	1,028	2,751	100	0	251
6730	Photographic Projection Equipment	6,474	2,017	2,546	1,791	27	53	40
6740	Photo Developing and Finishing Equip	2,983	1,121	356	1,396	0	0	110
6750	Photographic Supplies	4,756	1,650	524	88	1,949	0	545
6760	Photographic Equipment and Accessories	8,739	1,154	6,862	264	123	57	808
6770	Film, Processed	1,392	898	245	249	0	0	0
6780	Photographic Sets, Kits and Outfits	1,060	42	130	888	0	0	0
6810	Chemicals	18,787	9,052	4,143	988	4,155	382	67
6820	Dyes	741	741	0	0	0	0	0

**TABLE 4-3
Supplies and Equipment
by DoD Component
Fiscal Year 1993**

(Continued)

(Amounts in Thousands of Dollars)

CODE	DESCRIPTION	DoD COMPONENT						
		TOTAL	Army	Navy	Air Force	DLA	OCE	ODA
6830	Gases, Compressed and Liquefied	155,144	3,961	11,552	2,727	136,109	694	101
6840	Pest Control Agents and Disinfectants	5,534	70	418	182	4,677	188	0
6850	Miscellaneous Chemical Specialties	27,523	1,725	1,998	1,491	22,092	153	63
6910	Training Aids	104,893	7,414	83,843	13,636	0	0	0
6920	Armament Training Devices	107,781	23,781	82,016	1,873	111	0	0
6930	Operational Training Devices	253,147	6,903	101,590	144,654	0	0	0
6940	Communication Training Devices	29,094	266	22,577	6,251	0	0	0
7010	ADPE Configuration	878,057	197,388	141,854	411,574	33,469	5,945	87,827
7020	ADP Central Processing Unit - Analog	21,199	10,615	4,565	901	52	0	5,065
7021	ADP Central Processing Unit - Digital	39,941	11,949	11,876	10,183	27	1,034	4,872
7022	ADP Central Processing Unit - Hybrid	3,358	1,825	1,208	93	0	0	233
7025	ADP Input/output and Storage Devices	404,644	113,721	118,541	125,353	38,275	1,975	6,778
7030	ADP Software	276,521	60,181	50,281	118,502	20,974	1,314	25,268
7035	ADP Support Equip	330,587	35,713	152,632	99,682	1,820	6,144	34,597
7040	Punched Card Equip	2,031	1,452	308	241	0	0	30
7042	Mini & Micro Computer Control Devices	21,548	1,750	3,715	8,221	768	467	6,628
7045	ADP Supplies	69,357	19,935	13,766	30,260	2,784	779	1,833
7050	ADP Components	89,327	15,664	34,856	18,881	1,455	1,202	17,269
7105	Household Furniture	48,367	22,673	7,836	17,762	70	0	27
7110	Office Furniture	182,537	59,765	26,290	74,016	5,096	4,953	12,418
7125	Cabinets, Lockers, Bins and Shelving	35,273	7,904	13,355	10,929	2,356	35	694
7195	Miscellaneous Furniture and Fixtures	17,276	3,658	4,819	7,027	470	278	1,023
7210	Household Furnishings	18,909	1,733	1,292	1,490	14,395	0	0
7220	Floor Coverings	9,848	1,598	2,016	5,930	44	0	260
7230	Draperies, Awnings and Shades	4,006	1,535	480	1,991	0	0	0
7240	Household and Commercial Util Containers	3,008	0	498	348	2,162	0	0
7290	Misc Household Coml Furnishings Appliances	1,904	340	796	509	46	0	214
7310	Food Cooking Baking Serving Equip	7,196	2,128	270	1,382	3,415	0	0
7320	Kitchen Equipment and Appliances	3,601	684	1,061	978	760	0	117
7330	Kitchen Hand Tools and Utensils	1,752	120	0	0	1,632	0	0
7340	Cutlery and Flatware	1,920	0	0	0	1,920	0	0
7350	Tableware	1,995	63	0	27	1,878	0	27
7360	Sets, Kits, Outfits, & Modules, Food Prep	1,398	758	0	270	370	0	0
7420	Accounting and Calculating Machines	252	91	71	37	54	0	0
7430	Typewriters & Office Type Composing Mach	818	359	378	81	0	0	0
7435	Office Information System Equipment	2,200	778	87	28	0	0	1,307
7450	Office Type Sound Recording Repro Mach	1,119	890	28	201	0	0	0
7460	Visible Record Equipment	2,025	733	104	1,095	59	35	0
7490	Miscellaneous Office Machines	9,301	6,094	1,038	1,816	131	85	137
7510	Office Supplies	7,632	1,572	5,644	137	279	0	0
7520	Office Devices and Accessories	578	286	39	0	0	252	0
7530	Stationery and Record Forms	4,307	1,263	293	1,614	32	0	1,105
7540	Standard Forms	150	0	0	150	0	0	0
7610	Books and Pamphlets	17,826	8,861	2,381	2,902	2,952	36	694
7630	Newspapers and Periodicals	5,099	863	1,522	1,759	237	499	219
7640	Maps, Atlases Charts and Globes	8,985	31	34	0	0	0	8,921
7650	Drawings and Specifications	18,758	68	906	17,855	0	0	65
7670	Microfilm Processed	3,223	2,042	957	58	62	104	0
7690	Miscellaneous Printed Matter	85,002	4,120	79,819	536	205	323	0
7710	Musical Instruments	451	150	0	300	0	0	0
7720	Musical Instrument Parts and Accessories	26	26	0	0	0	0	0
7730	Phonographs, Radios, TV Sets: Home Type	1,582	433	176	974	0	0	0
7740	Phonograph Records	1,406	0	31	94	57	0	1,224
7810	Athletic and Sporting Equipment	1,541	677	355	509	0	0	0
7820	Games, Toys and Wheeled Goods	656	300	83	273	0	0	0
7830	Recreational and Gymnastic Equipment	6,834	2,003	1,169	3,661	0	0	0
7910	Floor Polishers and Vacuum Cleaners	2,534	1,308	66	1,036	123	0	0
7920	Brooms, Brushes, Mops and Sponges	1,291	0	1,256	0	34	0	0
7930	Cleaning & Polishing Compounds & Preps	33,212	228	512	35	32,436	0	0
8010	Paints, Dopes, Varnishes & Related Product	7,755	414	5,931	1,322	0	88	0
8030	Preservative and Sealing Compounds	1,144	98	506	541	0	0	0
8040	Adhesives	751	0	317	434	0	0	0
8105	Bags and Sacks	12,779	129	1,005	60	3,229	5,212	3,144
8110	Drums and Cans	11,142	573	974	268	9,327	0	0
8115	Boxes, Cartons and Crates	9,688	1,382	2,337	323	5,608	0	37
8120	Commercial & Industrial Gas Cylinders	3,242	31	963	817	1,432	0	0
8125	Bottles and Jars	325	199	126	0	0	0	0
8130	Reels and Spools	81	0	0	0	81	0	0
8135	Packaging and Packing Bulk Materials	3,645	909	338	176	2,172	0	49
8140	Amrj nition & Nuclear Ordnance Containers	76,739	15,729	8,754	12,224	38	0	39,994
8145	Specialized Shipping & Storage Containers	50,364	11,362	17,105	21,072	825	0	0
8305	Textile Fabrics	16,648	352	1,604	173	14,362	157	0
8310	Yarn and Thread	100	100	0	0	0	0	0
8315	Notions and Apparel Findings	1,730	0	0	0	1,730	0	0
8340	Tents and Tarpaulins	133,719	3,631	0	10,421	119,666	0	0
8345	Flags and Pennants	1,289	0	26	0	1,235	27	0

**TABLE 4-3
Supplies and Equipment
by DoD Component
Fiscal Year 1993**

(Concluded)

(Amounts in Thousands of Dollars)

C O D E	DESCRIPTION	D o D C O M P O N E N T						
		TOTAL	Army	Navy	Air Force	DLA	OCE	ODA
8405	Outerwear, Men's	97,436	808	133	1,235	95,260	0	0
8410	Outerwear, Women's	9,134	38	0	147	8,900	48	0
8415	Clothing, Special Purpose	247,047	1,932	2,521	2,743	239,852	0	0
8420	Underwear and Nightwear, Men's	1,796	108	56	328	1,304	0	0
8425	Underwear and Nightwear, Women's	413	0	318	95	0	0	0
8430	Footwear, Men's	94,160	852	269	1,052	91,953	33	0
8440	Hosiery, Handwear & Clothing Accy, Men's	4,390	48	0	167	4,175	0	0
8445	Hosiery Handwear & Clothing Accy, Women's	2,140	0	0	0	2,140	0	0
8450	Children's & Infant's Apparel & Accy	16,454	0	0	0	16,454	0	0
8455	Badges and Insignia	6,190	0	71	137	5,981	0	0
8460	Luggage	4,619	158	0	334	4,128	0	0
8465	Individual Equipment	20,897	5,851	2,753	252	12,042	0	0
8470	Armor, Personal	19,445	1,024	101	221	18,099	0	0
8475	Specialized Flight Clothing & Accessories	13,594	0	11,866	1,728	0	0	0
8510	Perfumes, Toilet Preparations and Powders	8,408	335	0	0	8,073	0	0
8520	Toilet Soap, Shaving Prep & Dentifrices	6,653	25	0	0	6,628	0	0
8530	Personal Toiletry Articles	4,981	0	90	45	4,846	0	0
8540	Toiletry Paper Products	24,382	0	217	91	24,074	0	0
8710	Forage and Feed	7,201	0	0	0	7,155	0	46
8730	Seeds and Nursery Stock	405	234	0	140	0	31	0
8820	Live Animals, Not Raised for Food	478	391	0	0	0	0	87
8905	Meat, Poultry and Fish	383,347	0	1,125	0	382,156	0	56
8910	Dairy Foods and Eggs	86,388	13,518	4,203	0	68,319	0	348
8915	Fruits and Vegetables	133,535	62	2,470	0	131,004	0	0
8920	Bakery and Cereal Products	123,565	4,709	5,873	898	112,085	0	0
8925	Sugar, Confectionery and Nuts	41,747	350	1,362	586	39,448	0	0
8930	Jams, Jellies and Preserves	7,912	198	0	0	7,521	0	0
8935	Soups and Bouillions	8,829	0	0	0	8,829	0	0
8940	Special Dietary Foods & Specialty Prep	111,699	353	378	0	110,969	0	0
8945	Food, Oils and Fats	13,152	120	1,894	431	10,707	0	0
8950	Condiments and Related Products	34,919	270	59	0	34,590	0	0
8955	Coffee, Tea and Cocoa	15,766	0	0	0	15,766	0	0
8960	Beverages, Nonalcoholic	33,993	543	7,129	111	27,263	1,052-	0
8970	Composite Food Packages	50,241	0	61	0	50,180	0	0
8975	Tobacco Products	42,909	0	319	0	42,590	0	0
8999	Food Items for Resale	738,178	2,330	176	6,673	0	0	729,001
9110	Fuels, Solid	50,354	1,220	0	0	49,134	0	0
9130	Liquid Propellants & Fuel, Petroleum Base	3,301,743	3,076	533	7,530	3,290,603	0	0
9135	Liquid Propellant Fuels, Chemical Base	44,251	0	0	44,251	0	0	0
9140	Fuel Oils	1,077,819	1,794	2,751	0	1,072,727	546	0
9150	Oils & Greases: Cutting, Lubr & Hydraulic	26,681	1,202	3,645	345	21,488	0	0
9160	Miscellaneous Waxes, Oils and Fats	2,589	0	0	0	2,589	0	0
9310	Paper and Paperboard	2,989	330	293	79	2,230	0	58
9320	Rubber Fabricated Materials	1,504	85	998	79	342	0	0
9330	Plastics Fabricated Materials	4,006	287	1,169	0	2,149	345	56
9340	Glass Fabricated Materials	1,012	396	78	0	502	36	0
9350	Refractories & Fire Surfacing Materials	156	0	0	0	156	0	0
9390	Misc Fabricated Nonmetallic Materials	4,732	228	1,897	0	244	229-	2,591
9505	Wire, Nonelectrical, Iron and Steel	6,124	0	0	0	0	6,124	0
9510	Bars and Rods, Iron and Steel	3,876	1,593	1,194	422	106	561	0
9515	Plate, Sheet, Strip & Foil: Iron and Steel	6,052	2,139	1,708	32	1,701	473	0
9520	Structural Shapes, Iron and Steel	2,735	37	250	153	333	1,962	0
9525	Wire, Nonelectrical, Nonferrous Base Metal	57	0	0	30	28	0	0
9530	Bars and Rods, Nonferrous Base Metal	1,702	216	540	495	451	0	0
9535	Plate, Sheet, Strip, & Foil: Nonferrous M	4,639	60	1,113	217	3,298	0	0
9540	Structural Shapes, Nonferrous Base Metal	1,445	0	1,170	172	0	102	0
9545	Plate, Sheet, Strip, Foil, & Wire: Precio	381	0	38	0	0	343	0
9610	Ores	787	0	36	0	0	751	0
9620	Minerals, Natural and Synthetic	1,756	843	194	0	0	719	0
9640	Iron & Steel Primary & Semifinished Prod	1,476	938	90	0	0	48	0
9650	Nonferrous Base Metal Refinery	646	116	530	0	0	0	0
9660	Precious Metals Primary Forms	3,905	0	0	3,905	0	0	0
9905	Signs, Advertizing Displays, Ident Plates	2,318	1,345	245	469	0	261	497
9910	Jewelry	369	369	0	0	0	0	0
9915	Collectors and/or Historical Items	120	62	0	58	0	0	0
9920	Smokers' Articles and Matches	521	0	356	0	165	0	0
9925	Ecclesiastical Equip, Furnishings & Sup	500	70	65	0	365	0	0
9930	Memorials; Cemeterial & Mortuary Eq & Sup	60	60	0	0	0	0	0
9998	Nonfood Items for Resale	57,676	46	0	0	0	0	57,631
9999	Miscellaneous Items	2,480,115	213,972	27,307	2,191,510	1,650	1,129	44,547

LIST OF ABBREVIATIONS

The following abbreviations are used in this publication:

A&E	Architect and Engineer	MACH	Machine
AC	Air Conditioning	MAINT	Maintenance
ACCY	Accessory	MAP	Mapping
ACFT	Aircraft	MAT	Material
ADMIN	Administration	MEAS	Measure
ADP	Automatic Data Processing	MECH	Mechanical
ALTER	Alteration	MFG	Manufacturing
AMMO	Ammunition	MGMT	Management
ASSY	Assembly	MISC,MSL	Miscellaneous
BLDG(S)	Building	MM	Millimeter
BTWN	Between	MSL	Missile
CFT	Craft	NAV	Navigational
COML	Commercial	NBS	Non-Building Structures
COMM	Communications	NUCL	Nuclear
COMP(S)	Component	OPER	Operation
CONST	Construction	ORD	Ordnance
CONT	Continued	PHOTO	Photographic
CYC(S)	Cycle	PREFAB	Prefabrication
DEV	Development	PREP	Preparation
DLVRY	Delivery	PROD	Products
DR	Driven	PROF	Professional
DV	Device	PROP	Property
ELCT	Electronic	PROPUL	Propulsion
ENG	Engine	PUB	Publication
ENGR	Engineer	R&D	Research & Development
ENVIRON	Environment	REAC	Reactor
EPG	Electric Power Generation	RECR	Recreation
EQ,EQUIP	Equipment	REL	Related
EX	Except	REP	Representative
EXCL	Exclude	REPR	Repair
EXPLO	Explosive	REPRO	Reproduction
FAB	Fabricated	SEC	Security
FAC	Facilities	SECD	Secondary
FLTG	Floating	SIC	Standard Industrial Classification
GBL	Government Bill of Lading	SML	Small
GND	Ground	SP	Space
GOCO	Government Owned, Contractor Operated	SPEC	Special
GOGO	Government Owned, Government Operated	STA	Station
GOVT	Government	STR	Structures
GTR	Government Travel Request	SUP	Supply
HOSP	Hospital	SURG	Surgical
HWY(S)	Highway	SV,SVC	Service
INCL	Including	SYS	System
INFO	Information	TECH	Technical
INST	Instrument	TELE	Telecommunication
INTRCNG	Interchangeable	TEX	Textile
LAB	Laboratory	TRANS	Transmission
LANG	Language	TRKS	Trucks
LDG	Landing	UN	Unit
LTHR	Leather	UNDWTR	Underwater
LUBR	Lubricants	UTIL	Utility
		VEH	Vehicle
		VET	Veterinary
		WPN	Weapon