

②



# VIDEO IMAGING OF CHARGE IIB AURORAL STREAKS

1994

**Thomas J. Hallinan**

**94-08763**




DTIC OF ALL INFORMATION CONTAINED HEREIN

**Rome Laboratory  
Air Force Materiel Command  
Griffiss Air Force Base, New York**

This report has been reviewed by the Rome Laboratory Public Affairs Office (PA) and is releasable to the National Technical Information Service (NTIS). At NTIS it will be releasable to the general public, including foreign nations.

RL-TR-93-242 has been reviewed and is approved for publication.

APPROVED:



NEIL B. MYERS  
Project Engineer

FOR THE COMMANDER



JOHN K. SCHINDLER  
Director  
Electromagnetics & Reliability Directorate

If your address has changed or if you wish to be removed from the Rome Laboratory mailing list, or if the addressee is no longer employed by your organization, please notify RL ( ERCP ) Hanscom AFB MA 01731. This will assist us in maintaining a current mailing list.

Do not return copies of this report unless contractual obligations or notices on a specific document require that it be returned.

# REPORT DOCUMENTATION PAGE

Form Approved  
OMB No. 0704-0188

Public reporting burden for this collection of information is estimated to average 1 hour per response, including the time for reviewing instructions, searching existing data sources, gathering and maintaining the data needed, and completing and reviewing the collection of information. Send comments regarding this burden estimate or any other aspect of this collection of information, including suggestions for reducing the burden, to Washington Headquarters Service, Directorate for Information Operations and Reports, 1215 Jefferson Davis Highway, Suite 1204, Arlington, VA 22202-4302, and to the Office of Management and Budget, Paperwork Reduction Project (0704-0188), Washington, DC 20503.

1. AGENCY USE ONLY (Leave Blank)		2. REPORT DATE December 1993		3. REPORT TYPE AND DATES COVERED Final	
4. TITLE AND SUBTITLE VIDEO IMAGING OF CHARGE IIB AURORAL STREAKS				5. FUNDING NUMBERS C - F19628-91-K-0035 PE - 61102F PR - 2305 TA - J2 WU - 35	
6. AUTHOR(S) Thomas J. Hallinan					
7. PERFORMING ORGANIZATION NAME(S) AND ADDRESS(ES) University of Alaska - Fairbanks Fairbanks, Alaska 99775-0800				8. PERFORMING ORGANIZATION REPORT NUMBER N/A	
9. SPONSORING/MONITORING AGENCY NAME(S) AND ADDRESS(ES) Rome Laboratory (ERCP) 31 Grenier Street Hanscom AFB MA 01731-3010				10. SPONSORING/MONITORING AGENCY REPORT NUMBER UL-TR-93-242	
11. SUPPLEMENTARY NOTES Rome Laboratory Project Engineer: Neil B. Myers/ERCP/(617) 377-3786					
12a. DISTRIBUTION/AVAILABILITY STATEMENT  Approved for public release; distribution unlimited.				12b. DISTRIBUTION CODE	
13. ABSTRACT (Maximum 200 words)  The 120 km region conjugate to the CHARGE IIB payload (Poker Flat, Alaska, March 29, 1992) was observed with a pair of low-light level TV systems. A single auroral streak observed as the payload passed through 113 km on the downleg (+466s) confirmed that the electron beam escaped the vicinity of the payload. The lack of any other detected streaks would be consistent with a beam current (peak) of less than 1.6 A. The location of the payload relative to the star background at re-entry was consistent (within 2km) with the radar trajectory. The intensified CCD camera was found to provide a high quality picture with slightly lower sensitivity than that of the older image orthicon camera.					
14. SUBJECT TERMS  Artificial Auroral Streaks, Low-Light Level TV, Electron Beams				15. NUMBER OF PAGES 16	
				16. PRICE CODE	
17. SECURITY CLASSIFICATION OF REPORT UNCLASSIFIED	18. SECURITY CLASSIFICATION OF THIS PAGE UNCLASSIFIED	19. SECURITY CLASSIFICATION OF ABSTRACT UNCLASSIFIED	20. LIMITATION OF ABSTRACT UL		

## ABSTRACT

The 120 km region conjugate to the CHARGE IIB payload (Poker Flat, Alaska, March 29, 1992) was observed with a pair of low-light-level TV systems. A single auroral streak observed as the payload passed through 113 km on the downleg (+466s) confirmed that the electron beam escaped the vicinity of the payload. The lack of any other detected streaks would be consistent with a beam current (peak) of less than 1.6 A. The location of the payload relative to the star background at re-entry was consistent (within 2 km) with the radar trajectory. The intensified CCD camera was found to provide a high quality picture with slightly lower sensitivity than that of the older image orthicon camera.

## INTRODUCTION

The CHARGE IIB experiment, launched from Poker Flat at 7:27:00 UT on March 29, 1992, was centered around an electron accelerator that launched nominally 3 kV electrons along the magnetic field. Through the greater portion of the flight, the electrons were ejected generally downward where they would be expected to deposit the bulk of their energy in the atmosphere at an altitude of approximately 120 km (Rees, 1963; Banks, et al, 1974). The Geophysical Institute of the University of Alaska Fairbanks operated a pair of low-light-level televisions systems on a steerable mount at Poker Flat to view the weak auroral streaks produced by the electron beam. One camera was a newly designed intensified CCD system. The other, included because of its proven capability and to provide continuity with previous electron accelerator experiments, was a low-light-level version image orthicon camera.

## EXPERIMENTAL RESULTS

An initial review of the videotapes confirmed that both cameras operated properly through the flight. The image orthicon had slightly greater sensitivity as judged by the limiting star magnitudes in the two videotapes. Since the image orthicon also had a somewhat larger field of view, the analysis effort was concentrated on this camera. No artificial auroral streaks were detected in the unprocessed data. After performing an 8-frame running average, we were able to see a streak emanating from the rocket upon re-entry, in the last few seconds of the accelerator's operation.

Subsequent analysis showed that the radar angles provided in real time for the 110s point were in error. The result was that the cameras were aimed based on a trajectory that was longer and lower than the

actual trajectory. For much of the flight, the 120 km intercepts of the field lines through the payload were out of the field of view of the camera. Nonetheless, seven time periods were identified that met the following conditions

- 1) The accelerator was aimed downward.
- 2) The accelerator was functioning nominally.
- 3) The 120 km intercept was within the field of view.
- 4) The camera was not moving.

The selected times were: 178s, 203s, 273s, 347s, 355s, 430s, and 456s. For each of these times, the pointing angle and the angular field of view of the TV camera were calibrated by comparing the observed star field to the Smithsonian Astrophysical Observatory catalog. Based on the trajectory of the payload (Myers, personal communication) and a model field, the field line through the payload down to 120 km altitude was projected on the TV image. Using these projections as guides to the expected location and orientation of the auroral streaks, an intensive effort was made to locate additional streaks in both the original video data and in the time-averaged video. None were found. Hence I conclude that the streaks were below the sensitivity threshold of the camera.

Hallinan et al (1978), based on TV data from the ECHO IV flight, showed that for electron beams between 26 kV and 38 kV energy, the threshold power for detection with the image orthicon TV camera was approximately 1 kW. This threshold should not depend strongly on the electron energy. Lower energy electrons produce somewhat longer streaks and therefore a lower peak brightness for an equivalent power. However, the longer streaks are also easier to detect by eye on the TV monitor. So these effects tend to cancel.

However, during the CHARGE IIB flight, there was a weak diffuse aurora (Figure 1) that resulted in some degradation from the nearly ideal viewing conditions that prevailed during the Echo IV flight. Specifically, the limiting stellar magnitude of the stars detected in single-frame TV images at the beginning of the ECHO IV flight was 9.0 whereas the corresponding value for CHARGE IIB was 8.0. Based on the definition of stellar magnitudes, this represents a relative reduction in sensitivity of 2.5. Hence it is concluded that, for a streak to have been detected in the TV, it would have had to represent an average power of greater than 2.5 kW. Assuming a 3 kV beam, this implies an average current of 0.83 A. Since the beams all had a high frequency modulation, the peak current required for detection would have been 1.6 A.

There were two electron guns on the payload and the nominal current was 1 A for each gun. However, according to Myers and Ernstmeyer (1992), one of the guns underperformed. Hence the total peak current was less than 2.0 A. It would appear that the streak intensities should have been just at or just above the threshold for detection. Yet, prior to re-entry, none were detected. There are several possible interpretations for the failure to detect the streaks.

- 1) By far the best opportunity for detection was near 07:29:58 (T + 178 s). At this time the camera was aimed such that the entire streak would have been within the picture, and the high elevation angle provided the best seeing conditions of the flight. If the guns were producing a total of 1.6 A peak current at this time,

the streak should have been visible. However, if the guns were not functioning fully at this time, but only subsequently achieved 1.6 A, the streaks would not have been detected.

2) The sensitivity estimates for the TV camera are based on the experience with ECHO IV, which used approximately 30 kV beams. It is possible that the ability to detect beams from lower energy electrons is poorer than the prediction based on the 20 kV beams.

3) Charging of the vehicle, perhaps up to a few hundred volts, would have relatively little effect on 30 kV beams, but would be proportionately large compared to 3 kV. Since the beams are predicted to be at best only marginally detectable, any vehicle charging would reduce the power output below the visibility threshold. However, we note that the gas releases should have controlled charging.

At 7:34:46 (T + 466 s), the payload itself was at an altitude of 116 km and was within the TV picture. By this time, the elevation angle of the payload from Poker was only 17 degrees, and the increased path-length through the atmosphere and through the diffuse aurora had caused some loss in sensitivity compared to the beginning of the flight. Nonetheless, in the time-averaged video, it is possible to see a short streak emanating from the payload. It appears to extend about three kilometers from the payload, a reasonable range for electrons of a few kV at this altitude. (O'Neil et al, 1978 predicted a 2.3 km range for 3 Kev electrons at 116 km.)

In passing, we note that the location of the payload at 07:34:51 agrees with that given in the official trajectory (67.963, -146.618, 107.21 km) within about 2 km. This level of accuracy is more than adequate for the foregoing analysis.

## CONCLUSION

Based on the observed streak at the end of the flight, it is concluded that the electron accelerator was operating properly and that the beam was escaping the vicinity of the payload. The lack of other observed streaks implies that the beam current (peak) was probably less than about 1.6 A, at least near the beginning of the flight (178 s). The somewhat compromised viewing conditions precluded setting the limit any lower. It is also concluded that the image orthicon camera was superior to the intensified CCD camera, but that the difference in sensitivity was slight. The lack of instrumental shading in the CCD camera gave it a more generally pleasing appearance. Finally, the observation of the payload at 471 s allows us to verify the general accuracy of the official trajectory.

## FIGURES

Figure 1. A meridian scan (North to South) of the 5577 A intensity observed from Poker Flat at the time of gun turn on. The 120 km intercept of the field line through the payload at this time was at a 43 degree elevation angle.

Figure 2. At 07:34:46, as the payload re-entered the atmosphere, a weak streak was seen extending downward from the payload, which appeared just below the bright star. During video playback, the streak is easily detectable owing to its pulsing and the vehicle motion. Although more difficult to see in still photographs, it can be recognized in this one-second exposure. The field of view is 7.5 degrees (elevation) by 9.4 degrees (azimuth).

## REFERENCES

Banks, P. M., C.R. Chappell, and A.F. Nagy, A new model for the interaction of auroral electrons with the atmosphere: Spectral degradation, backscatter, optical emission, and ionization, J. Geophys. Res., 79, 1459, 1974.

Hallinan, T.J., H.C. Stenbaek-Nielsen, and J.R. Winckler, The Echo 4 electron beam experiment: Television observation of artificial auroral streaks indicating strong beam interactions in the high-latitude magnetosphere, J. Geophys Res., 83, 3263, 1978.

Myers, N.B., and J. Ernstmeyer, Notes on the CHARGE-2B electron beam experiment Platform, July 29, 1992.

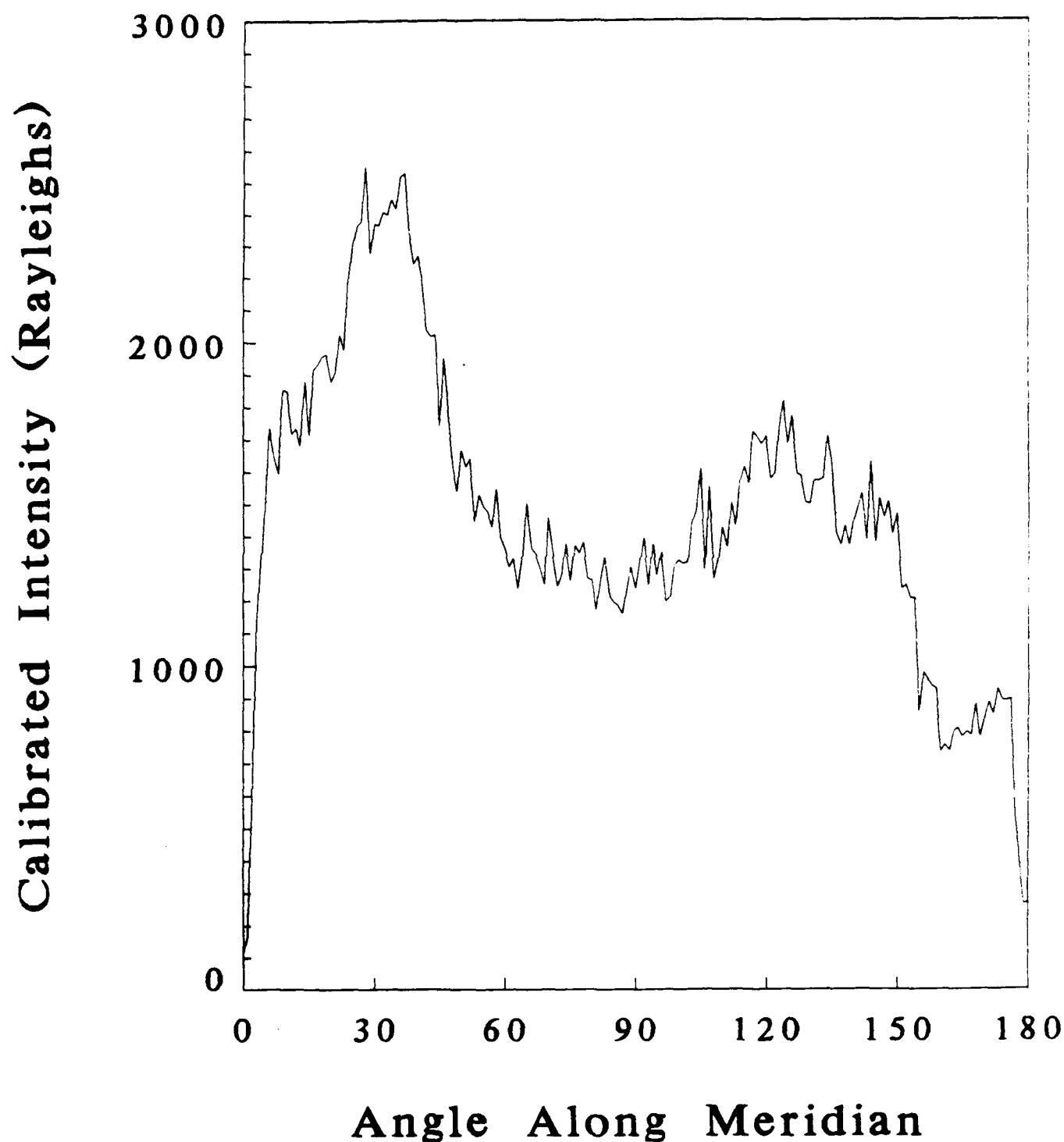
O'Neil, R.R., O. Shepherd, W.P. Reidy, J.W. Carpenter, T.N. Davis, D. Newell, J.C. Ulwick, and A.T. Stair, Jr., Excede II Test, an artificial auroral experiment: Ground-based optical measurements, J. Geophys. Res., 83, 3281, 1978.

Rees, M.H., Auroral ionization and excitation by incident energetic electrons, Planet. Space Sci., 11, 1209, 1963.



# 5577 Angstrom Emission

## From Poker Flat MSP, 7:29:5






Figure 2

**MISSION**  
**OF**  
**ROME LABORATORY**

Rome Laboratory plans and executes an interdisciplinary program in research, development, test, and technology transition in support of Air Force Command, Control, Communications and Intelligence (C3I) activities for all Air Force platforms. It also executes selected acquisition programs in several areas of expertise. Technical and engineering support within areas of competence is provided to ESC Program Offices (POs) and other ESC elements to perform effective acquisition of C3I systems. In addition, Rome Laboratory's technology supports other AFMC Product Divisions, the Air Force user community, and other DOD and non-DOD agencies. Rome Laboratory maintains technical competence and research programs in areas including, but not limited to, communications, command and control, battle management, intelligence information processing, computational sciences and software producibility, wide area surveillance/sensors, signal processing, solid state sciences, photonics, electromagnetic technology, superconductivity, and electronic reliability/maintainability and testability.