

AD-A276 518



2

ARMY RESEARCH LABORATORY



Variation in Gravity Droop
Due to Gun Elevation:
A Small but Predictable Source
of Aiming Inaccuracy

Mark L. Bundy

DTIC
ELECTE
MAR 07 1994
S E D

ARL-TN-26

February 1994

1786 94-07413



DTIC QUALITY INSPECTED 1

APPROVED FOR PUBLIC RELEASE; DISTRIBUTION IS UNLIMITED.

94 3 4 065

NOTICES

Destroy this report when it is no longer needed. DO NOT return it to the originator.

Additional copies of this report may be obtained from the National Technical Information Service, U.S. Department of Commerce, 5285 Port Royal Road, Springfield, VA 22161.

The findings of this report are not to be construed as an official Department of the Army position, unless so designated by other authorized documents.

The use of trade names or manufacturers' names in this report does not constitute indorsement of any commercial product.

REPORT DOCUMENTATION PAGE

Form Approved
OMB No. 0704-0188

Public reporting burden for this collection of information is estimated to average 1 hour per response, including the time for reviewing instructions, searching existing data sources, gathering and maintaining the data needed, and completing and reviewing the collection of information. Send comments regarding this burden estimate or any other aspect of this collection of information, including suggestions for reducing this burden to Washington Headquarters Services, Directorate for Information Operations and Reports, 1215 Jefferson Davis Highway, Suite 1204, Arlington, VA 22202-4302, and to the Office of Management and Budget, Paperwork Reduction Project (0704-0188), Washington, DC 20503

1. AGENCY USE ONLY (Leave blank)	2. REPORT DATE February 1994	3. REPORT TYPE AND DATES COVERED Final, March 1993-August 1993	
4. TITLE AND SUBTITLE Variation in Gravity Droop Due to Gun Elevation: A Small but Predictable Source of Aiming Inaccuracy		5. FUNDING NUMBERS PR: 1L162618AH80	
6. AUTHOR(S) Mark L. Bundy			
7. PERFORMING ORGANIZATION NAME(S) AND ADDRESS(ES) U.S. Army Research Laboratory ATTN: AMSRL-WT-PB Aberdeen Proving Ground, MD 21005-5066		8. PERFORMING ORGANIZATION REPORT NUMBER	
9. SPONSORING / MONITORING AGENCY NAME(S) AND ADDRESS(ES) U.S. Army Research Laboratory ATTN: AMSRL-OP-CI-B (Tech Lib) Aberdeen Proving Ground, MD 21005-5066		10. SPONSORING / MONITORING AGENCY REPORT NUMBER ARL-TN-26	
11. SUPPLEMENTARY NOTES			
12a. DISTRIBUTION / AVAILABILITY STATEMENT Approved for public release; distribution is unlimited.		12b. DISTRIBUTION CODE	
13. ABSTRACT (Maximum 200 words) When a gun is elevated or depressed from horizontal, the component of gravity perpendicular to the gun axis is diminished, resulting in a decreased gravity-induced droop of the muzzle angle. The fire control algorithm for the M1A1 tank does not take this change in "gravity droop" into account when it computes the gun elevation required to engage a distant target. We show that this source of aiming inaccuracy is small, but easily predictable, and hence correctable.			
14. SUBJECT TERMS gravity, droop, fire control, elevation, accuracy, modeling, gun, barrel, bend		15. NUMBER OF PAGES 14	16. PRICE CODE
17. SECURITY CLASSIFICATION OF REPORT UNCLASSIFIED	18. SECURITY CLASSIFICATION OF THIS PAGE UNCLASSIFIED	19. SECURITY CLASSIFICATION OF ABSTRACT UNCLASSIFIED	20. LIMITATION OF ABSTRACT UL

INTENTIONALLY LEFT BLANK

ACKNOWLEDGMENTS

The author would like to thank Major Bruce Held, assigned to the U.S. Army Research Laboratory, for discussions related to the tactical battlefield. He would also like to thank Arthur Cummings, U.S. Army Combat Systems Test Activity, for information pertaining to the M1A1 elevation characteristics.

Accession For	
NTIS CRA&I	<input checked="" type="checkbox"/>
DTIC TAB	<input type="checkbox"/>
Unannounced	<input type="checkbox"/>
Justification	
By	
Distribution /	
Availability Codes	
Dist	Avail and/or Special
A-1	

INTENTIONALLY LEFT BLANK

TABLE OF CONTENTS

LIST OF FIGURES	vii
LIST OF TABLES	vii
1. INTRODUCTION	1
2. ANALYSIS	1
3. CONCLUSIONS AND RECOMMENDATIONS	5
4. REFERENCES	7
DISTRIBUTION LIST.....	9

INTENTIONALLY LEFT BLANK

LIST OF FIGURES

<u>Figure</u>	<u>Page</u>
1. Illustrating the effect of gravity on muzzle angle, θ	2
2. Correction factor, β , vs. α	4

LIST OF TABLES

<u>Table</u>	<u>Page</u>
1. Correction Factor, β , vs. α	4

INTENTIONALLY LEFT BLANK

1. INTRODUCTION

In 1984, the U.S. Army began a program to identify and reduce, if possible, sources of tank gun inaccuracies (error). Not surprisingly, as this program progressed, the magnitude of reported error sources decreased. For example, a retrospection of the program review for the year 1987 (Schmidt 1987) shows that topics of discussion then included the following: tube-to-tube variability and the effects of fleet zero; temperature-dependent jump; and thermal jacket design. The variation in fall-of-shot associated with these subjects ranges from several tenths of a mil (6,400 mils = one revolution) to 1 or more mils. On the other hand, a sampling of recent studies shows that the discussion of error sources has diminished by almost an order of magnitude (e.g., see Held, Webb, and Schmidt [to be published]).

This report documents yet another small error source — variation in gravity droop with gun elevation — an effect that is typically less than 0.1 mil in magnitude for the M1A1 tank gun. Unlike many sources of error, however, this inaccuracy is easily predictable and, therefore, could be eliminated by a simple correction to the fire control algorithm.

2. ANALYSIS

If the gun is mechanically elevated from horizontal to an angle α , the current fire control algorithm assumes the muzzle pointing angle, θ , see Figure 1, has changed by precisely α . However, the gravity-induced curvature also changes as the gun elevates. This will impart an additional muzzle angle change, $\beta(\alpha)$, so that the new muzzle pointing angle is actually:

$$\theta(\alpha) = \theta(\alpha=0) + \alpha + \beta(\alpha) \quad . \quad (1)$$

The correction, β , is small, $\frac{\beta(\alpha)}{\alpha} \approx O(10^{-5})$; nevertheless, it is very predictable.

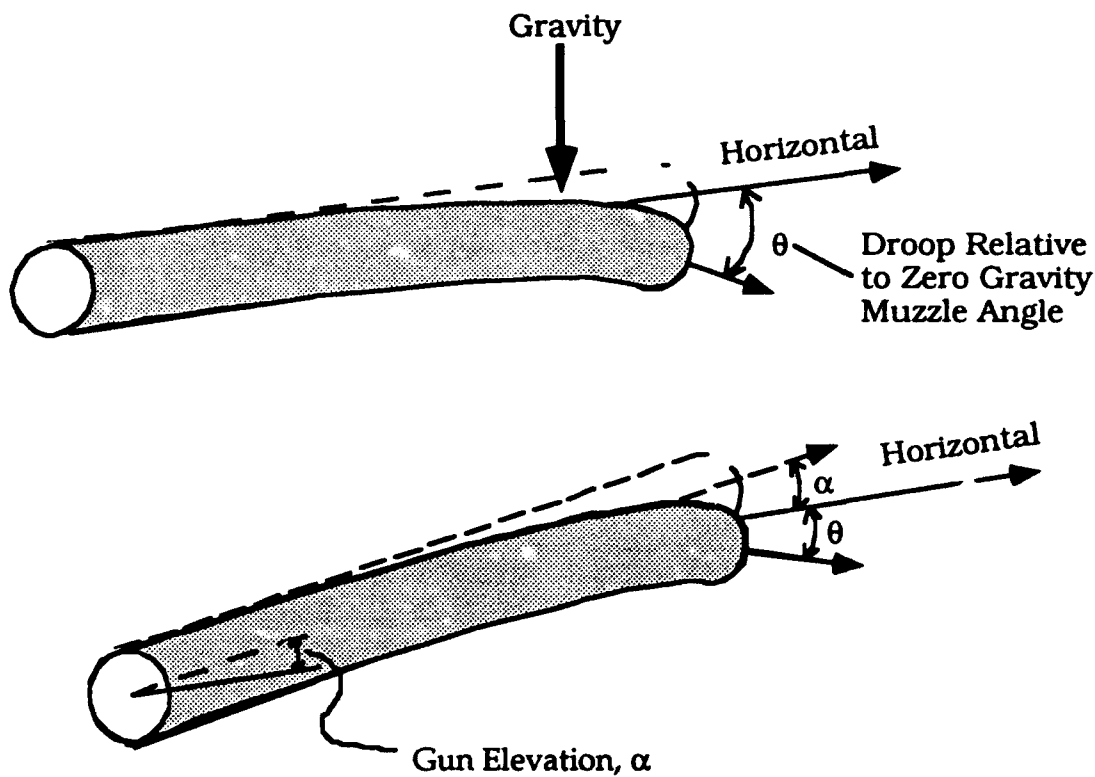


Figure 1. Illustrating the effect of gravity on muzzle angle, θ .

To describe the problem, we will first need to specify/define several terms. We will consider the gun barrel to be supported at two points. The barrel will be at zero elevation, $\alpha = 0$, if a line drawn between the two supports is horizontal relative to the (vertical) earth's gravitational field. If there were no gravity, or inherent tube curvature, the muzzle pointing angle would be zero when the gun elevation was zero. However, following the treatment given in Bundy (1993), we can show that the muzzle pointing angle when the gun elevation is zero and the acceleration due to gravity is g will be given by:

$$\theta(\alpha=0) = -C|g| , \quad (2)$$

where C is a constant which depends on the gun barrel geometry, material properties, and location of the support points. The minus sign indicates that the muzzle angle due to gravity droop is below horizontal at zero elevation. Rather than derive the expression for C here, we will simply use the result given in Bundy (1993) for the muzzle pointing angle when the barrel is at the ambient temperature of 21°C , viz.:

$$\theta(\alpha=0) = -0.82 \text{ mil} \quad (3)$$

(Note, it was shown in Bundy [1993] that the change in gravity droop with a change in temperature of the barrel, from firing, is very small, less than 2% from ambient, for any reasonable barrel temperature change, i.e., firing scenario.) From Equations 2 and 3, we find, for $|g| = 9.8 \text{ m/s}^2$,

$$C = 0.084 \frac{\text{mil} \cdot \text{s}^2}{\text{m}} \quad (4)$$

When the gun is elevated by an angle α , the muzzle pointing angle will be:

$$\theta(\alpha) = \alpha - C |g| \cos(\alpha) \quad (5)$$

Thus, from Equations 1, 2, 3, and 5, the gravity droop correction to the muzzle pointing angle will be:

$$\beta = \theta(\alpha) - \theta(\alpha=0) - \alpha = C |g| \{1 - \cos(\alpha)\} = 0.82 \{1 - \cos(\alpha)\} \text{ mil} \quad (6)$$

From Equation 6,

$$\frac{\beta(\alpha)}{\alpha} = \frac{0.82 \{1 - \cos(\alpha)\}}{\alpha} \quad (7)$$

where it is assumed that α will be expressed in mils. For $\alpha = 172 \text{ mils}$ ($\cong 10^\circ$), for example,

$$\frac{\beta(\alpha)}{\alpha} = 7.2 \times 10^{-5} \quad (7)$$

When the M1A1 tank is on flat level ground, mechanical constraints between the gun and the hull limit the range of α from -172 mil (-10°) to $+344 \text{ mil}$ ($+20^\circ$) (Hoffman 1987). However, if the hull were pitched up or down, in a mountainous terrain for example, the range of α may exceed these limits. We have plotted β vs. α in Figure 2 and tabulated the comparison in Table 1. As shown, the correction β is less

than 0.003 mil when α is less than 86 mils (5°), but it exceeds 0.028 mil when α is greater than 258 mils (15°).

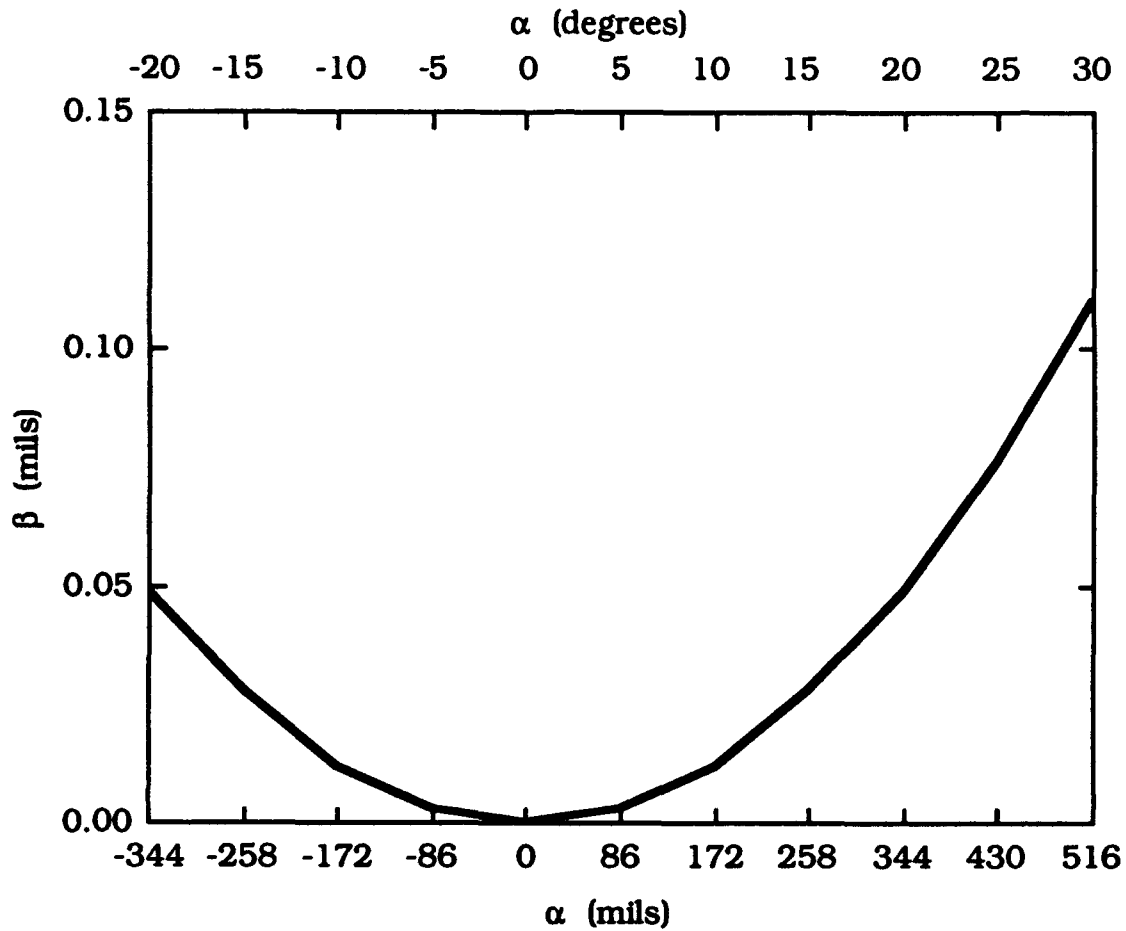


Figure 2. Correction factor, β , vs. α .

Table 1. Correction Factor, β , vs. α

$ \alpha $ (mils)	$ \alpha $ (degrees)	β (mils)
86	5	0.003
172	10	0.012
258	15	0.028
344	20	0.049
430	25	0.076
516	30	0.110

3. CONCLUSIONS AND RECOMMENDATIONS

When elevation or depression of the M1A1 tank gun barrel is less than 86 mils (5°) in magnitude, the correction in the muzzle pointing angle due to a change in gravity droop with elevation is negligible, less than 0.003 mil. However, if the change in elevation or depression exceeds 258 mils (15°) in magnitude, the change in muzzle pointing angle due to the change in gravity droop is about ten times larger, exceeding 0.028 mil.

The muzzle pointing angle can be compensated/corrected for the change in gravity droop with elevation by adding $\beta = 0.82 \{1 - \cos(\alpha)\}$ mil to the elevation angle, α .

Situations where the tank gun may be elevated or depressed by several hundred mils would include tank-to-tank engagements in mountainous terrain, precision firing in a high-rise urban setting, or the use of the tank gun as an antihelicopter weapon.

Admittedly, the gravity droop correction for elevation of the gun is small, even in the special situations listed previously; however, accumulation of small errors ultimately leads to a large error. Since it would be relatively simple to eliminate this small error by changing the M1A1 fire control algorithm, doing so may warrant consideration in the next algorithm revision.

INTENTIONALLY LEFT BLANK

4. REFERENCES

Bundy, M. L. "Gun Barrel Cooling and Thermal Droop Modeling." ARL-TR-189, U.S. Army Research Laboratory, Aberdeen Proving Ground, MD, August 1993.

Held, B. J., D. W. Webb, and E. M. Schmidt. "Identification and Quantification of Sources of Occasion-to-Occasion Elevation Variability in Tank Gun Accuracy." Proceedings of the Seventh Gun Dynamics Symposium, to be published.

Hoffman, T. C. "M1A1 Tank Characteristics and Description Book." NP-86-13098-001, General Dynamics Land Systems Division, Contract DAAE07-86-C-R032, September 1987.

Schmidt, E. M. "BRL Enhanced Accuracy Gunfire Program Review." internal report for Dr. J. Frasier, U.S. Army Ballistic Research Laboratory, Aberdeen Proving Ground, MD, October 1987.

INTENTIONALLY LEFT BLANK

<u>No. of Copies</u>	<u>Organization</u>	<u>No. of Copies</u>	<u>Organization</u>
2	Administrator Defense Technical Info Center ATTN: DTIC-DDA Cameron Station Alexandria, VA 22304-6145	1	Commander U.S. Army Missile Command ATTN: AMSMI-RD-CS-R (DOC) Redstone Arsenal, AL 35898-5010
1	Commander U.S. Army Materiel Command ATTN: AMCAM 5001 Eisenhower Ave. Alexandria, VA 22333-0001	1	Commander U.S. Army Tank-Automotive Command ATTN: AMSTA-JSK (Armor Eng. Br.) Warren, MI 48397-5000
1	Director U.S. Army Research Laboratory ATTN: AMSRL-OP-CI-AD, Tech Publishing 2800 Powder Mill Rd. Adelphi, MD 20783-1145	1	Director U.S. Army TRADOC Analysis Command ATTN: ATRC-WSR White Sands Missile Range, NM 88002-5502
1	Director U.S. Army Research Laboratory ATTN: AMSRL-OP-CI-AD, Records Management 2800 Powder Mill Rd. Adelphi, MD 20783-1145	(Class. only) 1	Commandant U.S. Army Infantry School ATTN: ATSH-CD (Security Mgr.) Fort Benning, GA 31905-5660
2	Commander U.S. Army Armament Research, Development, and Engineering Center ATTN: SMCAR-TDC Picatinny Arsenal, NJ 07806-5000	(Unclass. only) 1	Commandant U.S. Army Infantry School ATTN: ATSH-WCB-O Fort Benning, GA 31905-5000
1	Director Benet Weapons Laboratory U.S. Army Armament Research, Development, and Engineering Center ATTN: SMCAR-CCB-TL Watervliet, NY 12189-4050	1	WL/MNOI Eglin AFB, FL 32542-5000
1	Director U.S. Army Advanced Systems Research and Analysis Office (ATCOM) ATTN: AMSAT-R-NR, M/S 219-1 Ames Research Center Moffett Field, CA 94035-1000		<u>Aberdeen Proving Ground</u>
		2	Dir, USAMSAA ATTN: AMXSY-D AMXSY-MP, H. Cohen
		1	Cdr, USATECOM ATTN: AMSTE-TC
		1	Dir, USAERDEC ATTN: SCBRD-RT
		1	Cdr, USACBDCOM ATTN: AMSCB-CII
		1	Dir, USARL ATTN: AMSRL-SL-I
		5	Dir, USARL ATTN: AMSRL-OP-CI-B (Tech Lib)

<u>No. of Copies</u>	<u>Organization</u>	<u>No. of Copies</u>	<u>Organization</u>
3	Commander U.S. Army Armor Center ATTN: ATSB-CDC ATSB-WP-ORSA, A. Pomey Ft. Knox, KY 40121	10	Commander U.S. Army Tank-Automotive Command ATTN: AMCPEO-HFM AMCPEO-HFM-F AMCPEO-HFM-C AMCPM-ABMS AMCPM-BLOCKIII AMSTA-CF AMSTA-Z AMSTA-ZD AMCPM-ABMS-SW, Dr. Pattison Alan Havrilla Warren, MI 48397-5000
4	Commander U.S. Army Armament Research, Development, and Engineering Center ATTN: SMCAR-CCH-W, Mr. J. Delorenzo Mr. K. Fehsal Mr. S. Musalli Mr. E. Fennell Picatinny Arsenal, NJ 07806-5000	8	Commander Tank Main Armament Systems ATTN: AMCPM-TMA, R. Billington D. Guziewicz K. Rubin COL F. Hartline C. Kimker B. Potter V. Rosamilia E. Kopacz Picatinny Arsenal, NJ 07806-5000
2	Commander U.S. Army Armament Research, Development, and Engineering Center ATTN: SMCAR-CCH-V, J. Pelty A. Gowarty Picatinny Arsenal, NJ 07806-5000	1	Commander U.S. Army Watervliet Arsenal ATTN: SMCWV-QAR, T. McCloskey Watervliet, NY 12189
3	Commander U.S. Army Armament Research, Development, and Engineering Center ATTN: SMCAR-QAT-A, G. Magistro R. Roeser C. Patel Picatinny Arsenal, NJ 07806-5000	1	Commander AMCCOM ATTN: AMSMC-QAT-A(D), R. Schubert Picatinny Arsenal, NJ 07806-5000
2	Commander U.S. Army Armament Research, Development and Engineering Center ATTN: SMCAR-ATE-AP, R. Kline SMCAR-ATE-A, Mr. Chiu Ng Picatinny Arsenal, NJ 07806-5000	1	Commander AMCCOM ATTN: AMSMC-ASR-A, Mr. Crawford Rock Island, IL 61299-6000
4	Commander U.S. Army Armament Research, Development and Engineering Center ATTN: SMCAR-FSF-GD, Mr. K. Pflieger SMCAR-FSF-BV, Mr. V. Galgano Mr. C. Gonzales Mr. C. Langen Picatinny Arsenal, NJ 07806-5000		

<u>No. of Copies</u>	<u>Organization</u>
13	Director Benet Weapons Laboratory U.S. Army Armament Research, Development, and Engineering Center ATTN: SMCAR-CCB, W. Kitchens T. Simkins A. Gabriel T. Allen R. Hassenbien J. Haas C. A. Andrade G. Carofano R. Gast D. Porter V. Nursis SMCAR-CCB-RA, B. Pflugi P. O'Hara Watervliet, NY 12189
1	Commander USAOTEA ATTN: CSTE-CCA, Dr. Russell Alexandria, VA 22302-1458
6	Commander U.S. Army Armament Research, Development, and Engineering Center ATTN: SFAE-ASM-AF, COL D. Napoliello L. Yung T. Kuriata E. Delcoco J. Delabor H. Tran Picatinny Arsenal, NJ 07806-5000
1	Defense Research Technologies, Inc. ATTN: LTC Walter J. Probka USA (Ret) 354 Hungerford Drive Rockville, MD 20850-4117
1	Keewan Research Center ATTN: Mr. Keith R. Johnson 1400 Townsend Drive Houghton, MI 49931

<u>No. of Copies</u>	<u>Organization</u>
7	Alliant Techsystems, Inc. ATTN: G. L. Cambell C. Candland R. Buretta R. Becker R. Gartner G. Stillely R. Kenyon 7225 Northland Dr. Brooklyn Park, MN 55428
2	General Dynamics Land Systems Division ATTN: S. P. Czerniak S. Lucas P.O. Box 2074 Warren, MI 48090-2074
1	AAI Corporation ATTN: J. Hebert P.O. Box 126 Hunt Valley, MD 21030-0126
	<u>Aberdeen Proving Ground</u>
6	Dir, USAMSAA ATTN: AMXSY-G, P. Topper W. Brooks R. Conroy B. Siegel R. Norman ATTN: AMXSY-GI, Mr. L. Delattre
1	Cdr, USATECOM ATTN: AMSTE-TA-R, Mr. E. Keele
4	Dir, USACSTA ATTN: STECS-AS-LA, Mr. G. Niewenhous ATTN: STECS-CC-PC, Mr. P. Durkin ATTN: STECS-AA-HT, Mr. J. Zelik Mr. C. Musick

INTENTIONALLY LEFT BLANK.

USER EVALUATION SHEET/CHANGE OF ADDRESS

This Laboratory undertakes a continuing effort to improve the quality of the reports it publishes. Your comments/answers to the items/questions below will aid us in our efforts.

1. ARL Report Number ARL-TN-26 Date of Report February 1994

2. Date Report Received _____

3. Does this report satisfy a need? (Comment on purpose, related project, or other area of interest for which the report will be used.) _____

4. Specifically, how is the report being used? (Information source, design data, procedure, source of ideas, etc.) _____

5. Has the information in this report led to any quantitative savings as far as man-hours or dollars saved, operating costs avoided, or efficiencies achieved, etc? If so, please elaborate. _____

6. General Comments. What do you think should be changed to improve future reports? (Indicate changes to organization, technical content, format, etc.) _____

**CURRENT
ADDRESS**

Organization

Name

Street or P.O. Box No.

City, State, Zip Code

7. If indicating a Change of Address or Address Correction, please provide the Current or Correct address above and the Old or Incorrect address below.

**OLD
ADDRESS**

Organization

Name

Street or P.O. Box No.

City, State, Zip Code

(Remove this sheet, fold as indicated, tape closed, and mail.)
(DO NOT STAPLE)

DEPARTMENT OF THE ARMY




OFFICIAL BUSINESS

BUSINESS REPLY MAIL
FIRST CLASS PERMIT No 0001, APG, MD

Postage will be paid by addressee.

**NO POSTAGE
NECESSARY
IF MAILED
IN THE
UNITED STATES**



Director
U.S. Army Research Laboratory
ATTN: AMSRL-OP-CI-B (Tech Lib)
Aberdeen Proving Ground, MD 21005-5066