

AD-A265 434 INTATION PAGE

Form Approved
OPM No. 0704-0188

2



1 hour per response, including the time for reviewing instructions, searching existing data sources, gathering and maintaining the data, and this burden estimate or any other aspect of this collection of information, including suggestions for reducing this burden, to Washington, 215 Jefferson Davis Highway, Suite 1204, Arlington, VA 22202-4302, and to the Office of Information and Regulatory Affairs, Office of

1. AGENCY USE ONLY (Leave Blank)		2. REPORT DATE	3. REPORT TYPE AND DATES COVERED Final: 18 Sep 92	
4. TITLE AND SUBTITLE Validation Summary Report: U.S. NAVY, Ada/M, Version 4.5 (/OPTIMIZE), VAX 8550/8600/8650 (Cluster) (host) => VHSIC Processor Module (VPM) AN/AYK-14 (Bare Board) (target), 920918S1.11273			5. FUNDING NUMBERS	
6. AUTHOR(S) National Institute of Standards and Technology Gaithersburg, MD USA			8. PERFORMING ORGANIZATION REPORT NUMBER NIST92USN500_4_1.11	
7. PERFORMING ORGANIZATION NAME(S) AND ADDRESS(ES) National Institute of Standards and Technology National Computer Systems Laboratory Bldg. 255, Rm A266 Gaithersburg, MD 20899 USA			10. SPONSORING/MONITORING AGENCY REPORT NUMBER	
9. SPONSORING/MONITORING AGENCY NAME(S) AND ADDRESS(ES) Ada Joint Program Office United States Department of Defense Pentagon, RM 3E114 Washington, D.C. 20301-3081			11. SUPPLEMENTARY NOTES	
12a. DISTRIBUTION/AVAILABILITY STATEMENT Approved for public release; distribution unlimited.			12b. DISTRIBUTION CODE	
13. ABSTRACT (Maximum 200 words) U.S. NAVY, Ada/M, Version 4.5 (/OPTIMIZE), VAX 8550/8600/8650 (Cluster), (running VAX/VMS Version 5.3) (host) to VHSIC Processor Module (VPM) AN/AYK-14 (Bare Board) (target), ACVC 1.11				
14. SUBJECT TERMS Ada programming language, Ada Compiler Val. Summary Report, Ada Compiler Val. Capability, Val. Testing, Ada Val. Office, Ada Val. Facility, ANSI/MIL-STD-1815A, AJPO.			15. NUMBER OF PAGES	
17. SECURITY CLASSIFICATION OF REPORT UNCLASSIFIED			18. SECURITY CLASSIFICATION UNCLASSIFIED	
19. SECURITY CLASSIFICATION OF ABSTRACT UNCLASSIFIED			20. LIMITATION OF ABSTRACT	
16. PRICE CODE			93-12477 88PX	

DTIC
ELECTE
JUN 03 1993
S A D

93 6 00 002

93-12477
88PX

AVF Control Number: NIST92USN500_4_1.11
 DATE COMPLETED
 BEFORE ON-SITE: 1992-08-21
 AFTER ON-SITE: 1992-09-18
 REVISIONS: 1992-10-27

Ada COMPILER
 VALIDATION SUMMARY REPORT:
 Certificate Number: 920918S1.11273
 U.S. NAVY
 - Ada/M, Version 4.5 (/OPTIMIZE)
 VAX 8550/8600/8650 (Cluster) => VHSIC Processor Module (VPM)
 AN/AYK-14 (Bare Board)

Prepared By:
 Software Standards Validation Group
 National Computer Systems Laboratory
 National Institute of Standards and Technology
 Building 225, Room A266
 Gaithersburg, Maryland 20899

DTIC QUALITY INSPECTED 8

Accession For	
NTIS CRA&I	<input checked="" type="checkbox"/>
DTIC TAB	<input type="checkbox"/>
Unannounced	<input type="checkbox"/>
Justification	
By	
Distribution/	
Availability Codes	
Dist	Avail and/or Special
A-1	

AVF Control Number: NIST92USN500_4_1.11

Certificate Information

The following Ada implementation was tested and determined to pass ACVC 1.11. Testing was completed on September 18, 1992.

Compiler Name and Version: Ada/M, Version 4.5 (/OPTIMIZE)


Host Computer System: VAX 8550/8600/8650 (Cluster),
running VAX/VMS Version 5.3


Target Computer System: VHSIC Processor Module (VPM) AN/AYK-
14 (Bare Board)

A more detailed description of this Ada implementation is found in section 3.1 of this report.


As a result of this validation effort, Validation Certificate 920918S1.11273 is awarded to U.S. NAVY. This certificate expires on 2 years after ANSI/MIL-STD-1815B is approved by ANSI.


This report has been reviewed and is approved.


Ada Validation Facility
Dr. David K. Jefferson
Chief, Information Systems
Engineering Division (ISED)


Ada Validation Facility
Mr. L. Arnold Johnson
Manager, Software Standards
Validation Group

Computer Systems Laboratory (CLS)
National Institute of Standards and Technology
Building 225, Room A266
Gaithersburg, MD 20899


Ada Validation Organization
Director, Computer & Software
Engineering Division
Institute for Defense Analyses
Alexandria VA 22311


Ada Joint Program Office
Dr. John Solomond
Director
Department of Defense
Washington DC 20301

DECLARATION OF CONFORMANCE

The following declaration of conformance was supplied by the customer.

DECLARATION OF CONFORMANCE


Customer: U.S. NAVY
Certificate Awardee: U.S. NAVY
Ada Validation Facility: National Institute of Standards and Technology
Computer Systems Laboratory (CSL)
Software Validation Group
Building 225, Room A266
Gaithersburg, Maryland 20899
ACVC Version: 1.11

Ada Implementation:

Compiler Name and Version: Ada/M, Version 4.5 (/OPTIMIZE)
Host Computer System: VAX 8550/8600/8650 (Cluster),
running VAX/VMS Version 5.3
Target Computer System: VHSIC Processor Module (VPM) AN/AYK-14 (Bare Board)


Declaration:

I the undersigned, declare that I have no knowledge of deliberate deviations from the Ada Language Standard ANSI/MIL-STD-1815A ISO 8652-1987 in the implementation listed above.



Customer Signature
Company U.S. Navy
Title ABS/N LCS Mgr.

9/18/92
Date



Certificate Awardee Signature
Company U.S. Navy
Title ALS/N LCS Mgr.

9/18/92
Date

TABLE OF CONTENTS

CHAPTER 1	1-1
INTRODUCTION	1-1
1.1 USE OF THIS VALIDATION SUMMARY REPORT	1-1
1.2 REFERENCES	1-1
1.3 ACVC TEST CLASSES	1-2
1.4 DEFINITION OF TERMS	1-3
CHAPTER 2	2-1
IMPLEMENTATION DEPENDENCIES	2-1
2.1 WITHDRAWN TESTS	2-1
2.2 INAPPLICABLE TESTS	2-1
2.3 TEST MODIFICATIONS	2-3
CHAPTER 3	3-1
PROCESSING INFORMATION	3-1
3.1 TESTING ENVIRONMENT	3-1
3.2 SUMMARY OF TEST RESULTS	3-1
3.3 TEST EXECUTION	3-2
APPENDIX A	A-1
MACRO PARAMETERS	A-1
APPENDIX B	B-1
COMPILATION SYSTEM OPTIONS	B-1
LINKER OPTIONS	B-2
APPENDIX C	C-1
APPENDIX F OF THE Ada STANDARD	C-1

CHAPTER 1

INTRODUCTION

The Ada implementation described above was tested according to the Ada Validation Procedures [Pro90] against the Ada Standard [Ada83] using the current Ada Compiler Validation Capability (ACVC). This Validation Summary Report (VSR) gives an account of the testing of this Ada implementation. For any technical terms used in this report, the reader is referred to [Pro90]. A detailed description of the ACVC may be found in the current ACVC User's Guide [UG89].

1.1 USE OF THIS VALIDATION SUMMARY REPORT

Consistent with the national laws of the originating country, the Ada Certification Body may make full and free public disclosure of this report. In the United States, this is provided in accordance with the "Freedom of Information Act" (5 U.S.C. #552). The results of this validation apply only to the computers, operating systems, and compiler versions identified in this report.

The organizations represented on the signature page of this report do not represent or warrant that all statements set forth in this report are accurate and complete, or that the subject implementation has no nonconformities to the Ada Standard other than those presented. Copies of this report are available to the public from the AVF which performed this validation or from:

National Technical Information Service
5285 Port Royal Road
Springfield VA 22161

Questions regarding this report or the validation test results should be directed to the AVF which performed this validation or to:

Ada Validation Organization
Computer and Software Engineering Division
Institute for Defense Analyses
1801 North Beauregard Street
Alexandria VA 22311-1772

1.2 REFERENCES

[Ada83] Reference Manual for the Ada Programming Language,
ANSI/MIL-STD-1815A, February 1983 and ISO 8652-1987.

[Pro90] Ada Compiler Validation Procedures, Version 2.1, Ada Joint Program Office, August 1990.

[UG89] Ada Compiler Validation Capability User's Guide, 21 June 1989.

1.3 ACVC TEST CLASSES

Compliance of Ada implementations is tested by means of the ACVC. The ACVC contains a collection of test programs structured into six test classes: A, B, C, D, E, and L. The first letter of a test name identifies the class to which it belongs. Class A, C, D, and E tests are executable. Class B and class L tests are expected to produce errors at compile time and link time, respectively.

The executable tests are written in a self-checking manner and produce a PASSED, FAILED, or NOT APPLICABLE message indicating the result when they are executed. Three Ada library units, the packages REPORT and SPRT13, and the procedure CHECK_FILE are used for this purpose. The package REPORT also provides a set of identity functions used to defeat some compiler optimizations allowed by the Ada Standard that would circumvent a test objective. The package SPRT13 is used by many tests for Chapter 13 of the Ada Standard. The procedure CHECK_FILE is used to check the contents of text files written by some of the Class C tests for Chapter 14 of the Ada Standard. The operation of REPORT and CHECK_FILE is checked by a set of executable tests. If these units are not operating correctly, validation testing is discontinued. Class B tests check that a compiler detects illegal language usage. Class B tests are not executable. Each test in this class is compiled and the resulting compilation listing is examined to verify that all violations of the Ada Standard are detected. Some of the class B tests contain legal Ada code which must not be flagged illegal by the compiler. This behavior is also verified.

Class L tests check that an Ada implementation correctly detects violation of the Ada Standard involving multiple, separately compiled units. Errors are expected at link time, and execution is attempted.

In some tests of the ACVC, certain macro strings have to be replaced by implementation-specific values -- for example, the largest integer. A list of the values used for this implementation is provided in Appendix A. In addition to these anticipated test modifications, additional changes may be required to remove unforeseen conflicts between the tests and implementation-dependent characteristics. The modifications required for this implementation are described in section 2.3. For each Ada implementation, a customized test suite is produced by

the AVF. This customization consists of making the modifications described in the preceding paragraph, removing withdrawn tests (see section 2.1) and, possibly some inapplicable tests (see Section 3.2 and [UG89]).

In order to pass an ACVC an Ada implementation must process each test of the customized test suite according to the Ada Standard.

1.4 DEFINITION OF TERMS

Ada Compiler	The software and any needed hardware that have to be added to a given host and target computer system to allow transformation of Ada programs into executable form and execution thereof.
Ada Compiler Validation Capability (ACVC)	The means for testing compliance of Ada implementations, Validation consisting of the test suite, the support programs, the ACVC Capability user's guide and the template for the validation summary (ACVC) report.
Ada Implementation	An Ada compiler with its host computer system and its target computer system.
Ada Validation Facility (AVF)	The part of the certification body which carries out the procedures required to establish the compliance of an Ada implementation.
Ada Validation Organization (AVO)	The part of the certification body that provides technical guidance for operations of the Ada certification system.
Compliance of an Ada Implementation	The ability of the implementation to pass an ACVC version.
Computer System	A functional unit, consisting of one or more computers and associated software, that uses common storage for all or part of a program and also for all or part of the data necessary for the execution of the program; executes user-written or user-designated programs; performs user-designated data manipulation, including arithmetic operations and logic operations; and that can execute programs that modify themselves during execution. A computer system may be a stand-alone unit or may consist of several inter-connected units.

Conformity	Fulfillment by a product, process or service of all requirements specified.
Customer	An individual or corporate entity who enters into an agreement with an AVF which specifies the terms and conditions for AVF services (of any kind) to be performed.
Declaration of Conformance	A formal statement from a customer assuring that conformity is realized or attainable on the Ada implementation for which validation status is realized.
Host Computer System	A computer system where Ada source programs are transformed into executable form.
Inapplicable test	A test that contains one or more test objectives found to be irrelevant for the given Ada implementation.
Operating System	Software that controls the execution of programs and that provides services such as resource allocation, scheduling, input/output control, and data management. Usually, operating systems are predominantly software, but partial or complete hardware implementations are possible.
Target Computer System	A computer system where the executable form of Ada programs are executed.
Validated Ada Compiler	The compiler of a validated Ada implementation.
Validated Ada Implementation	An Ada implementation that has been validated successfully either by AVF testing or by registration [Pro90].
Validation	The process of checking the conformity of an Ada compiler to the Ada programming language and of issuing a certificate for this implementation.
Withdrawn test	A test found to be incorrect and not used in conformity testing. A test may be incorrect because it has an invalid test objective, fails to meet its test objective, or contains erroneous or illegal use of the Ada programming language.

CHAPTER 2

IMPLEMENTATION DEPENDENCIES

2.1 WITHDRAWN TESTS

Some tests are withdrawn by the AVO from the ACVC because they do not conform to the Ada Standard. The following 95 tests had been withdrawn by the Ada Validation Organization (AVO) at the time of validation testing. The rationale for withdrawing each test is available from either the AVO or the AVF. The publication date for this list of withdrawn tests is 91-08-02.

E28005C	B28006C	C32203A	C34006D	C35508I	C35508J
C35508M	C35508N	C35702A	C35702B	B41308B	C43004A
C45114A	C45346A	C45612A	C45612B	C45612C	C45651A
C46022A	B49008A	B49008B	A74006A	C74308A	B83022B
B83022H	B83025B	B83025D	B83026B	C83026A	C83041A
B85001L	C86001F	C94021A	C97116A	C98003B	BA2011A
CB7001A	CB7001B	CB7004A	CC1223A	BC1226A	CC1226B
BC3009B	BD1B02B	BD1B06A	AD1B08A	BD2A02A	CD2A21E
CD2A23E	CD2A32A	CD2A41A	CD2A41E	CD2A87A	CD2B15C
BD3006A	BD4008A	CD4022A	CD4022D	CD4024B	CD4024C
CD4024D	CD4031A	CD4051D	CD5111A	CD7004C	ED7005D
CD7005E	AD7006A	CD7006E	AD7201A	AD7201E	CD7204B
AD7206A	BD8002A	BD8004C	CD9005A	CD9005B	CDA201E
CE2107I	CE2117A	CE2117B	CE2119B	CE2205B	CE2405A
CE3111C	CE3116A	CE3118A	CE3411B	CE3412B	CE3607B
CE3607C	CE3607D	CE3812A	CE3814A	CE3902B	

2.2 INAPPLICABLE TESTS

A test is inapplicable if it contains test objectives which are irrelevant for a given Ada implementation. The inapplicability criteria for some tests are explained in documents issued by ISO and the AJPO known as Ada Issues and commonly referenced in the format AI-dddd. For this implementation, the following tests were inapplicable for the reasons indicated; references to Ada Issues are included as appropriate.

The following 327 tests have floating-point type declarations requiring more digits than SYSTEM.MAX_DIGITS:

C24113C..Y (23 tests)	C35705C..Y (23 tests)
C35706C..Y (23 tests)	C35707C..Y (23 tests)
C35708C..Y (23 tests)	C35802C..Z (24 tests)

C4521C..Y (23 tests)	C45321C..Y (23 tests)
C45421C..Y (23 tests)	C45521C..Z (24 tests)
C45524C..Z (24 tests)	C45621C..Z (24 tests)
C45641C..Y (23 tests)	C46012C..Z (24 tests)

The following 21 tests check for the predefined type SHORT_INTEGER; for this implementation, there is no such type:

C35404B	B36105C	C45231B	C45304B	C45411B
C45412B	C45502B	C45503B	C45504B	C45504E
C45611B	C45613B	C45614B	C45631B	C45632B
B52004E	C55B07B	B55B09D	B86001V	C86006D
CD7101E				

C35404D, C45231D, B86001X, C86006E, and CD7101G check for a predefined integer type with a name other than INTEGER, LONG_INTEGER, or SHORT_INTEGER; for this implementation, there is no such type.

C35713B, C45423B, B86001T, and C86006H check for the predefined type SHORT_FLOAT; for this implementation, there is no such type.

C35713C, B86001U, and C86006G check for the predefined type LONG_FLOAT; for this implementation, there is no such type.

C35713D and B86001Z check for a predefined floating-point type with a name other than FLOAT, LONG_FLOAT, or SHORT_FLOAT; for this implementation, there is no such type.

C45531M..P and C45532M..P (8 tests) check fixed-point operations for types that require a SYSTEM.MAX_MANTISSA of 47 or greater; for this implementation, MAX_MANTISSA is less than 47.

C45624A..B (2 tests) check that the proper exception is raised if MACHINE_OVERFLOW is FALSE for floating point types and the results of various floating-point operations lie outside the range of the base type; for this implementation, MACHINE_OVERFLOW is TRUE.

D64005F uses 10 levels of recursive procedure calls nesting; this level of nesting for procedure calls exceeds the capacity of the compiler.

D64005G uses 17 levels of recursive procedure calls nesting; this test exceeds the linkable size of 128KBytes.

B86001Y uses the name of a predefined fixed-point type other than DURATION; for this implementation, there is no such type.

CD1009C checks whether a length clause can specify a non-default size for a floating-point type; this implementation does not support such sizes.

CD2A84A, CD2A84E, CD2A84I..J (2 tests), and CD2A84O use length clauses to specify non-default sizes for access types; this implementation does not support such sizes.

AE2101C uses instantiations of package SEQUENTIAL_IO with unconstrained array types and record types with discriminants without defaults; these instantiations are rejected by this compiler.

AE2101H uses instantiations of package DIRECT_IO with unconstrained array types and record types with discriminants without defaults; these instantiations are rejected by this compiler.

The following 264 tests check operations on sequential, text, and direct access files; this implementation does not support external files:

CE2102A..C (3)	CE2102G..H (2)	CE2102K	CE2102N..Y (12)
CE2103C..D (2)	CE2104A..D (4)	CE2105A..B (2)	CE2106A..B (2)
CE2107A..H (8)	CE2107L	CE2108A..H (8)	CE2109A..C (3)
CE2110A..D (4)	CE2111A..I (9)	CE2115A..B (2)	CE2120A..B (2)
CE2201A..C (3)	EE2201D..E (2)	CE2201F..N (9)	CE2203A
CE2204A..D (4)	CE2205A	CE2206A	CE2208B
CE2401A..C (3)	EE2401D	CF2401E..F (2)	EE2401G
CE2401H..L (5)	CE2403A	CE2404A..B (2)	CE2405B
CE2406A	CE2407A..B (2)	CE2408A..B (2)	CE2409A..B (2)
CE2410A..B (2)	CE2411A	CE3102A..C (3)	CE3102F..H (3)
CE3102J..K (2)	CE3103A	CE3104A..C (3)	CE3106A..B (2)
CE3107B	CE3108A..B (2)	CE3109A	CE3110A
CE3111A..B (2)	CE3111D..E (2)	CE3112A..D (4)	CE3114A..B (2)
CE3115A	CE3119A	EE3203A	EE3204A
CE3207A	CE3208A	CE3301A	EE3301B
CE3302A	CE3304A	CE3305A	CE3401A
CE3402A	EE3402B	CE3402C..D (2)	CE3403A..C (3)
CE3403E..F (2)	CE3404B..D (3)	CE3405A	EE3405B
CE3405C..D (2)	CE3406A..D (4)	CE3407A..C (3)	CE3408A..C (3)
CE3409A	CE3409C..E (3)	EE3409F	CE3410A
CE3410C..E (3)	EE3410F	CE3411A	CE3411C
CE3412A	EE3412C	CE3413A..C (3)	CE3414A
CE3602A..D (4)	CE3603A	CE3604A..B (2)	CE3605A..E (5)
CE3606A..B (2)	CE3704A..F (6)	CE3704M..O (3)	CE3705A..E (5)
CE3706D	CE3706F..G (2)	CE3804A..P (16)	CE3805A..B (2)
CE3806A..B (2)	CE3806D..E (2)	CE3806G..H (2)	CE3904A..B (2)
CE3905A..C (3)	CE3905L	CE3906A..C (3)	CE3906E..F (2)

2.3 TEST MODIFICATIONS

Modifications (see section 1.3) were required for 44 tests.

The following tests were split into two or more tests because this implementation did not report the violations of the Ada Standard in the way expected by the original tests.

B22003A	B22004A	B23004A	B24005A	B24005B	B28003A
B33201C	B33202C	B33203C	B33301B	B37106A	B37301I
B38003A	B38003B	B38009A	B38009B	B44001A	B44004A
B54A01L	B55A01A	B61005A	B85008G	B85008H	B95063A
B97103E	BB1006B	BC1102A	BC1109A	BC1109B	BC1109C
BC1109D	BC1201F	BC1201G	BC1201H	BC1201I	BC1201J
BC1201L	BC3013A	BE2210A	BE2413A		

C83000C and C86007A were graded passed by Test Modification as directed by the AVO. These tests were modified by inserting "PRAGMA ELABORATE (REPORT);" before the package declarations at lines 13 and 11, respectively. Without the pragma, the packages may be elaborated prior to package Report's body, and thus the packages' calls to function REPORT.IDENT_INT at lines 14 and 13, respectively, will raise PROGRAM_ERROR.

C34005P and C34005S were graded passed by Test Modification as directed by the AVO. These tests contain expressions of the form "I - X'FIRST + Y'FIRST", where X and Y are of an array type with a lower bound of INTEGER'FIRST; this implementation recognizes that "X'FIRST + Y'FIRST" is a loop invariant and so evaluates this part of the expression separately, which raises NUMERIC_ERROR. These tests were modified by inserting parens to force a different order of evaluation (i.p., to force the subtraction to be evaluated first) at lines 187 and 262/263, respectively; those modified lines are:

[C34005P, line 187]

```
IF NOT EQUAL (X (I), Y ((I - X'FIRST) + Y'FIRST)) THEN
```

[C34005S, lines 261..4 (only 262 & 263 were modified)]

```
IF NOT EQUAL (X (I, J),
              Y ((I - X'FIRST) + Y'FIRST,
                 (J - X'FIRST(2)) +
                 Y'FIRST(2))) THEN
```

CHAPTER 3

PROCESSING INFORMATION

3.1 TESTING ENVIRONMENT

The Ada implementation tested in this validation effort is described adequately by the information given in the initial pages of this report.

For a point of contact for technical information about this Ada implementation system, see:

Mr. Christopher T. Geyer
Fleet Combat Directions Systems Support Activity
Code 81, Room 301D
200 Catalina Blvd.
San Diego, California 92147
619-553-9447

For a point of contact for sales information about this Ada implementation system, see:

NOT APPLICABLE FOR THIS IMPLEMENTATION

Testing of this Ada implementation was conducted at the customer's site by a validation team from the AVF.

3.2 SUMMARY OF TEST RESULTS

An Ada Implementation passes a given ACVC version if it processes each test of the customized test suite in accordance with the Ada Programming Language Standard, whether the test is applicable or inapplicable; otherwise, the Ada Implementation fails the ACVC [Pro90].

For all processed tests (inapplicable and applicable), a result was obtained that conforms to the Ada Programming Language Standard.

The list of items below gives the number of ACVC tests in various categories. All tests were processed, except those that were withdrawn because of test errors (item b; see section 2.1), those that require a floating-point precision that exceeds the implementation's maximum precision (item e; see section 2.2), and those that depend on the support of a file system -- if none is supported (item d). All tests passed, except those that are listed

in sections 2.1 and 2.2 (counted in items b and f, below).

a) Total Number of Applicable Tests	3428	
b) Total Number of Withdrawn Tests	95	
c) Processed Inapplicable Tests	647	
d) Non-Processed I/O Tests	0	
e) Non-Processed Floating-Point Precision Tests	0	
f) Total Number of Inapplicable Tests	647	(c+d+e)
g) Total Number of Tests for ACVC 1.11	4170	(a+b+f)

When this implementation was tested, the tests listed in section 2.1 had been withdrawn because of test errors.

3.3 TEST EXECUTION

A magnetic tape containing the customized test suite (see section 1.3) was taken on-site by the validation team for processing. The contents of the magnetic tape were loaded directly onto the host computer.

After the test files were loaded onto the host computer, the full set of tests was processed by the Ada implementation.

The tests were compiled and linked on the host computer system and executed on the target computer system.

Testing was performed using command scripts provided by the customer and reviewed by the validation team. See Appendix B for a complete listing of the processing options for this implementation. It also indicates the default options. The options invoked explicitly for validation testing during this test were:

```
/SUMMARY /OPTIMIZE /SOURCE /OUT=<filename>
```

The options invoked by default for validation testing during this test were:

```
NO_MACHINE_CODE          NO_ATTRIBUTE          NO_CROSS_REFERENCE
NO_DIAGNOSTICS NO_NOTES PRIVATE LIST CONTAINER_GENERATION
CODE_ON_WARNING NO_MEASURE DEBUG CHECKS NO_EXECUTIVE
NO_RTE_ONLY TRACE_BACK
```

Test output, compiler and linker listings, and job logs were captured on magnetic tape and archived at the AVF. Selected listings examined on-site by the validation team were also archived.

APPENDIX A

MACRO PARAMETERS

This appendix contains the macro parameters used for customizing the ACVC. The meaning and purpose of these parameters are explained in [UG89]. The parameter values are presented in two tables. The first table lists the values that are defined in terms of the maximum input-line length, which is | the value for \$MAX_IN_LEN--also listed here. These values are expressed here as Ada string aggregates, where "V" represents the maximum input-line length.

Macro Parameter	Macro Value
<hr style="border-top: 1px dashed black;"/>	
\$MAX_IN_LEN	120
\$BIG_ID1	(1..V-1 => 'A', V => '1')
\$BIG_ID2	(1..V-1 => 'A', V => '2')
\$BIG_ID3	(1..V/2 => 'A') & '3' & (1..V-1-V/2 => 'A')
\$BIG_ID4	(1..V/2 => 'A') & '4' & (1..V-1-V/2 => 'A')
\$BIG_INT_LIT	(1..V-3 => '0') & "298"
\$BIG_REAL_LIT	(1..V-5 => '0') & "690.0"
\$BIG_STRING1	'"' & (1..V/2 => 'A') & '"'
\$BIG_STRING2	'"' & (1..V-1-V/2 => 'A') & '1' & '"'
\$BLANKS	(1..V-20 => ' ')
\$MAX_LEN_INT_BASED_LITERAL	"2:" & (1..V-5 => '0') & "11:"
\$MAX_LEN_REAL_BASED_LITERAL	"16:" & (1..V-7 => '0') & "F.E:"
\$MAX_STRING_LITERAL	'"' & (1..V-2 => 'A') & '"'

The following table contains the values for the remaining macro parameters.

Macro Parameter	Macro Value
\$ACC_SIZE	16
\$ALIGNMENT	4
\$COUNT_LAST	32767
\$DEFAULT_MEM_SIZE	65_536
\$DEFAULT_STOR_UNIT	16
\$DEFAULT_SYS_NAME	ANAYK14
\$DELTA_DOC	2#0.0000_0000_0000_0000_0000_0000_0000_0000_001#
\$ENTRY_ADDRESS	16#0800#
\$ENTRY_ADDRESS1	16#1800#
\$ENTRY_ADDRESS2	16#2800#
\$FIELD_LAST	32767
\$FILE_TERMINATOR	' '
\$FIXED_NAME	NO_SUCH_TYPE
\$FLOAT_NAME	NO_SUCH_TYPE
\$FORM_STRING	" "
\$FORM_STRING2	"CANNOT_RESTRICT_FILE_CAPACITY"
\$GREATER_THAN_DURATION	131071.5
\$GREATER_THAN_DURATION_BASE_LAST	131073.0
\$GREATER_THAN_FLOAT_BASE_LAST	7.5E+75
\$GREATER_THAN_FLOAT_SAFE_LARGE	7.5E+75
\$GREATER_THAN_SHORT_FLOAT_SAFE_LARGE	0.0E0
\$HIGH_PRIORITY	15

\$ILLEGAL_EXTERNAL_FILE_NAME1	DAD-CHARS^#.%!X@*()*&^%\$#@!@
\$ILLEGAL_EXTERNAL_FILE_NAME2	ANOTHER_BAD-CHARS^#.%!X@*()*&^%\$#@!@
\$INAPPROPRIATE_LINE_LENGTH	-1
\$INAPPROPRIATE_PAGE_LENGTH	-1
\$INCLUDE_PRAGMA1	PRAGMA INCLUDE ("A28006D1.TST")
\$INCLUDE_PRAGMA2	PRAGMA INCLUDE ("B28006F1.TST")
\$INTEGER_FIRST	-32768
\$INTEGER_LAST	32767
\$INTEGER_LAST_PLUS_1	32_768
\$INTERFACE_LANGUAGE	MACRO_NORMAL
\$LESS_THAN_DURATION	-131071.5
\$LESS_THAN_DURATION_BASE_FIRST	-131073.0
\$LINE_TERMINATOR	ASCII.LF
\$LOW_PRIORITY	0
\$MACHINE_CODE_STATEMENT	instr'(lr, r0,r0)
\$MACHINE_CODE_TYPE	instr
\$MANTISSA_DOC	31
\$MAX_DIGITS	6
\$MAX_INT	2147483647
\$MAX_INT_PLUS_1	2147483648
\$MIN_INT	-2147483648
\$NAME	NO_SUCH_INTEGER_TYPE
\$NAME_LIST	ANUYK44,ANAYK14
\$NAME_SPECIFICATION1	X2120A
\$NAME_SPECIFICATION2	X2120B

\$NAME_SPECIFICATION3	X3119A
\$NEG_BASED_INT	16#FFFFFFE#
\$NEW_MEM_SIZE	65_536
\$NEW_STOR_UNIT	16
\$NEW_SYS_NAME	ANUYK44
\$PAGE_TERMINATOR	ASCII.FF
\$RECORD_DEFINITION	RECORD value : signed_byte; END RECORD;
\$RECORD_NAME	signed_byte_value
\$TASK_SIZE	32
\$TASK_STORAGE_SIZE	2048
\$TICK	0.00003125
\$VARIABLE_ADDRESS	16#0020#
\$VARIABLE_ADDRESS1	16#0021#
\$VARIABLE_ADDRESS2	16#0023#
\$YOUR_PRAGMA	EXECUTIVE

APPENDIX B

COMPILATION SYSTEM OPTIONS

The compiler options of this Ada implementation, as described in this Appendix, are provided by the customer. Unless specifically noted otherwise, references in this appendix are to compiler documentation and not to this report.

Option	Function
EXECUTIVE	Enables pragma EXECUTIVE and allows visibility to units which have been compiled with the RTE_ONLY option. Default: NO_EXECUTIVE
MEASURE	Generates code to monitor execution frequency at the subprogram level for the current unit. Default: NO_MEASURE
NO_CHECKS	NO_CHECKS suppresses all run-time error checking. CHECKS provides run-time error checking. Default: CHECKS
NO_CODE_ON_WARNING	NO_CODE_ON_WARNING means no code is generated when there is a diagnostic of severity WARNING or higher. CODE_ON_WARNING generates code only if there are no diagnostics of a severity higher than WARNING. Default: CODE_ON_WARNING
NO_CONTAINER_GENERATION	NO_CONTAINER_GENERATION means that no container is produced even if there are no diagnostics. CONTAINER_GENERATION produces a container if diagnostic severity permits. Default: CONTAINER_GENERATION

Table F-4a - Special Processing Options

Option	Function
NO_DEBUG	<p>If NO_DEBUG is specified, only that information needed to link, export and execute the current unit is included in the compiler output.</p> <p>With the DEBUG option in effect, internal representations and additional symbolic information are stored in the container. Default: DEBUG</p>
NO_TRACE_BACK	<p>Disables the location of source exceptions that are not handled by built-in exception handlers. Default: TRACE_BACK</p>
OPTIMIZE	<p>Enables global optimizations in accordance with the optimization pragmas specified in the source program. If the pragma OPTIMIZE is not included, the optimizations emphasize TIME over SPACE. When NO_OPTIMIZE is in effect, no global optimizations are performed, regardless of the pragmas specified. Default: NO_OPTIMIZE</p>
RTE_ONLY	<p>Restricts visibility of this unit only to those units compiled with the EXECUTIVE option. Default: NO_RTE_ONLY</p>

Table F-5b - Special Processing Options (Continued)

Option	Function
ATTRIBUTE	Produces a Symbol Attribute Listing. (Produces an attribute cross-reference listing when both ATTRIBUTE and CROSS REFERENCE are specified.) Default: NO_ATTRIBUTE.
CROSS_REFERENCE	Produces a Cross-Reference Listing. (Produces an attribute cross-reference listing when both ATTRIBUTE and CROSS REFERENCE are specified.) Default: NO_CROSS_REFERENCE.
DIAGNOSTICS	Produces a Diagnostic Summary Listing. Default: NO_DIAGNOSTICS.
MACHINE_CODE	Produces a Machine Code Listing if code is generated. Code is generated when CONTAINER GENERATION option is in effect and (1) there are no diagnostics of severity ERROR, SYSTEM, or FATAL, and/or (2) NO_CODE_ON_WARNING option is in effect and there are no diagnostics of severity higher than NOTE. A diagnostic of severity NOTE is reported when a Machine Code Listing is requested and no code is generated. OCTAL is an additional option that may be used with MACHINE_CODE to output octal values on the listing instead of hex values. Default: NO_MACHINE_CODE.
NOTES	Includes diagnostics of NOTE severity level in the Source Listing. Default: NO_NOTES.
SOURCE	Produces listing of Ada source statements. Default: NO_SOURCE.
SUMMARY	Produces a Summary Listing; always produced when there are errors in the compilation. Default: NO_SUMMARY.

Table F-6 - Ada/M Listing Control Options

Option	Function
MSG	Sends error messages and the Diagnostic Summary Listing to the file specified. The default is to send error messages and the Diagnostic Summary Listing to Message Output (usually the terminal).
OUT	Sends all selected listings to a single file specified. The default is to send listings to Standard Output (usually the terminal).

Table F-7 - Control_Part (Redirection) Options

LINKER OPTIONS

The linker options of this Ada implementation, as described in this Appendix, are provided by the customer. Unless specifically noted otherwise, references in this appendix are to linker documentation and not to this report.

F.16 Linker Options

Option	Function
DEBUG	Produces a linked container to be debugged. Default: NO_DEBUG.
LOAD	Deferred.
MEASURE	Produces a linked container to be analyzed. Default: NO_MEASURE.
NO_IO_SUBSYSTEM	Does not automatically pull in Ada/M predefined IO subsystem phases SYSTEM_IO_1 and SYSTEM_IO_2. Default: IO_SUBSYSTEM.
PARTIAL	Produces an incomplete linked container with unresolved references. Default: NO_PARTIAL.
RTL_SELECTIVE	Similar to the SELECTIVE option except that it only refers to RTLIB units. This option is not supported during phase links. Default: NO_RTL_SELECTIVE.
SEARCH	Explicitly searches for the units to be included in the linked container. Default: SEARCH for final links; NO_SEARCH for phase links.
SELECTIVE	Maps into the program only the subprograms called by the main subprogram. Default: SELECTIVE for final links; NO_SELECTIVE for phase links.

Table F-10 - Ada/M Linker Special Processing Options

Option	Function
No option	Linker summary listing always produced.
DEBUGMAP	Deferred.
ELAB_LIST	Generates an elaboration order listing. Default: NO_ELAB_LIST.
LOADMAP	Generates a loadmap listing. Default: NO_LOADMAP.
LOCAL_SYMBOLS	Generates a symbols listing with all internal as well as external definitions in the program. LOCAL_SYMBOLS is to be used in conjunction with the SYMBOLS option. If LOCAL_SYMBOLS is specified with NO_SYMBOLS, a WARNING is produced and the SYMBOLS option is activated. Default: NO_LOCAL_SYMBOLS
SYMBOLS	Produces a Linker symbols listing. Default: NO_SYMBOLS.
UNITS	Produces a Linker units listing. Default: NO_UNITS.

Table F-11 - Linker Listings Options

Option	Function
MSG	Sends error messages to the file specified. The default is to send error messages to Message Output (usually the terminal).
OUT	Sends all selected listings to the single file specified. The default is to send listings to Standard Output (usually the terminal).

Table F-12 - Control_Part (Redirection) Options

F.17 Exporter Options

Option	Function
No option	Exporter summary listing always produced.
DEBUG	Permits the generation of a load module with all debugging facilities available. When NO_DEBUG is specified or is in effect by default, no debugging facilities are made available. Export the program for debugging with either the Run-Time Debugger (RTD) or the Embedded Target Debugger (ETD). Default: NO_DEBUG.
DYNAMIC	Deferred.
LOAD	Deferred.
MEASURE	Permits the generation of a load module with all performance measurement facilities available. When NO_MEASURE is specified or is in effect by default, no performance measurement facilities are made available. Default: NO_MEASURE

Table F-13 - Ada/M Special Processing Options

Option	Function
MSG	Sends error messages to the file specified. The default is to send error messages to Message Output (usually the terminal).
OUT	Sends all selected listings to the single file specified. The default is to send listings to Standard Output (usually the terminal).

Table F-14 - Control_Part (Redirection) Options

Option	Function
DEBUGMAP	Deferred
LOADMAP	Produces an Exporter Loadmap Listing. This listing shows the location of each program section for each phase. Default: NO_LOADMAP.
LOCAL_SYMBOLS	Includes names local to library package bodies in the Exporter Symbol Definition Listing, if produced. This option has no effect if NO_SYMBOLS is in effect. Default: NO_LOCAL_SYMBOLS (include only names which are externally visible).
RTEXEC	Produces executive listings instead of user application listings. It can only be used with the /LOADMAP option, i.e., /LOADMAP/RTEXEC. Default: NO_RTEXEC.
SYMBOLS	Produces an Exporter Symbol Definition Listing. This listing shows the virtual and physical locations of the symbols in memory for each virtual memory phase. Default: NO_SYMBOLS.
UNITS	Produces an Exporter Units Listing. Default: NO_UNITS.

Table F-15 - Ada/M Exporter Listing Options

APPENDIX C

APPENDIX F OF THE Ada STANDARD

The only allowed implementation dependencies correspond to implementation-dependent pragmas, to certain machine-dependent conventions as mentioned in Chapter 13 of the Ada Standard, and to certain allowed restrictions on representation clauses. The implementation-dependent characteristics of this Ada implementation, as described in this Appendix, are provided by the customer. Unless specifically noted otherwise, references in this Appendix are to compiler documentation and not to this report. Implementation-specific portions of the package STANDARD, which are not a part of Appendix F, are:

package STANDARD is

```
type INTEGER is range -32_768 .. 32_767;  
type LONG_INTEGER is range -2_147_483_647 .. 2_147_483_647;
```

```
type FLOAT is digits 6 range  
  -(16#0.FF_FFF8#E63) .. (16#0.FF_FFF8#E63);
```

```
type DURATION is delta 2.0 ** (-14) range  
  -131_071.0 .. 131_071.0;
```

end STANDARD;

Appendix F

The Ada Language for the AN/UYK-44 and AN/AYK-14 Targets

The source language accepted by the compiler is Ada, as described in the Military Standard, Ada Programming Language, ANSI/MIL-STD-1815A-1983, 17 February 1983 ("Ada Language Reference Manual").

The Ada definition permits certain implementation dependencies. Each Ada implementation is required to supply a complete description of its dependencies, to be thought of as Appendix F to the Ada Language Reference Manual. This section is that description for the AN/UYK-44 and AN/AYK-14 targets.

F.1 Options

There are several compiler options provided by all ALS/N compilers that directly affect the pragmas defined in the Ada Language Reference Manual. These compiler options currently include the CHECKS and OPTIMIZE options which affect the SUPPRESS and OPTIMIZE pragmas, respectively. A complete list of ALS/N compiler options can be found in Section 9.

The CHECKS option enables all run-time error checking for the source file being compiled, which can contain one or more compilation units. This allows the SUPPRESS pragma to be used in suppressing the run-time checks discussed in the Ada Language Reference Manual, but note that the SUPPRESS pragma(s) must be applied to each compilation unit. The NO CHECKS option disables all run-time error checking for all compilation units within the source file and is equivalent to SUPPRESSing all run-time checks within every compilation unit.

The OPTIMIZE option enables all compile-time optimizations for the source file being compiled, which can contain one or more compilation units. This allows the OPTIMIZE pragma to request either TIME-oriented or SPACE-oriented optimizations be performed, but note that the OPTIMIZE pragma must be applied to each compilation unit. If the OPTIMIZE pragma is not present, the ALS/N compiler's Global Optimizer tends to optimize for TIME over SPACE. The NO OPTIMIZE option disables all compile-time optimizations for all compilation units within the source file regardless of whether or not the OPTIMIZE pragma is present.

In addition to those compiler options normally provided by the ALS/N Common Ada Baseline compilers, the Ada/M compiler also implements the EXECUTIVE, DEBUG, and MEASURE options.

The EXECUTIVE compiler option enables processing of PRAGMA EXECUTIVE and allows WITH of units compiled with the RTE_ONLY option. IF NO_EXECUTIVE is specified on the command line, the pragma will be ignored and will have no effect on the generated code.

The DEBUG compiler option enables processing of PRAGMA DEBUG to provide debugging support. If NO_DEBUG is specified, the DEBUG pragmas shall have no effect. Program units containing DEBUG pragmas and compiled with the DEBUG compiler option may be linked with program units containing DEBUG pragmas and compiled with the NO_DEBUG option; only those program units compiled with the DEBUG option shall have additional DEBUG support.

The MEASURE compiler option enables run-time calls to Run-Time Performance Measurement Aids (RTAids) to record the entrance into all subprograms whose bodies are in the compilation. Program units compiled with the MEASURE option may be linked with program units not compiled with the MEASURE option; at run-time, only those subprograms in program units compiled with the MEASURE option shall have this additional MEASURE support.

F.2 Pragmas

Both implementation-defined and Ada language-defined pragmas are provided by all ALS/N compilers. These paragraphs describe the pragmas recognized and processed by the Ada/M compiler. The syntax defined in Section 2.8 of the Ada Language Reference Manual allows pragmas as the only element in a compilation, before a compilation unit, at defined places within a compilation unit, or following a compilation unit. Ada/M associates pragmas with compilation units as follows:

- a. If a pragma appears before any compilation unit in a compilation, it will affect all following compilation units, as specified below and in Section 10.1 of the Ada Language Reference Manual.
- b. If a pragma appears inside a compilation unit, it will be associated with that compilation unit, and with the listings associated with that compilation unit, as described in the Ada Language Reference Manual, or below.
- c. If a pragma follows a compilation unit, it will be associated with the preceding compilation unit, and effects of the pragma will be found in the container of that compilation unit and in the listings associated with that container.

The pragmas `MEMORY_SIZE`, `STORAGE_UNIT`, and `SYSTEM_NAME` are described in Section 13.7 of the Ada Language Reference Manual. They may appear only at the start of the first compilation when creating a program library. In the ALS/N, however, since program libraries are created by the Program Library Manager and not by the compiler, the use of these pragmas is obviated. If they appear anywhere, a diagnostic of severity level `WARNING` is generated.

F.2.1 Language-Defined Pragmas

The following notes specify implementation-specific changes to those pragmas described in Appendix B of the Ada Language Reference Manual. Unmentioned pragmas are implemented as defined in the Ada Language Reference Manual.

```
pragma INLINE (arg {,arg});
```

The arguments designate subprograms. There are three instances in which the `INLINE` pragma is ignored. Each of these cases produces a warning message which states that the `INLINE` did not occur.

- a. If the compilation unit containing the `INLINED` subprogram depends on the compilation unit of its caller, a routine call is made instead.
- b. If the `INLINED` subprogram's compilation unit depends on the compilation unit of its caller (a routine call is made instead).
- c. If an immediately recursive subprogram call is made within the body of the `INLINED` subprogram, the recursive call is not inlined.

```
pragma INTERFACE (language_name, subprogram_name);
```

The `language_name` specifies the language and type of interface to be used in calls used to the externally supplied subprogram specified by `subprogram_name`. The only value allowed for the first argument (`language_name`) is `MACRO NORMAL`. `MACRO NORMAL` indicates that parameters will be passed on the stack and the calling conventions used for normal Ada subprogram calls will apply.

You must ensure that an assembly-language body container will exist in the program library before linking.

`pragma MEMORY_SIZE;`

This pragma is ignored and a WARNING diagnostic is issued.

`pragma OPTIMIZE (arg);`

The argument is either TIME or SPACE. If TIME is specified, the optimizer concentrates on optimizing code execution time. If SPACE is specified, the optimizer concentrates on optimizing code size. The default is SPACE. If the OPTIMIZE option is enabled and pragma OPTIMIZE is not present, global optimization is still performed with the default argument, SPACE. Program units containing OPTIMIZE pragmas and compiled with the OPTIMIZE option may be linked with program units containing OPTIMIZE pragmas and compiled with the NO_OPTIMIZE option; but only those program units compiled with the OPTIMIZE option will have global optimization support.

`pragma PRIORITY (arg);`

The argument is an integer static expression in the range 0..15, where 0 is the lowest user-specifiable task priority and 15 is the highest. If the value of the argument is out of range, the pragma will have no effect other than to generate a WARNING diagnostic. A value of zero will be used if priority is not defined. The pragma will have no effect when not specified in a task (type) specification or the outermost declarative part of a subprogram. If the pragma appears in the declarative part of a subprogram, it will have no effect unless that subprogram is designated as the main subprogram at link time.

| pragma STORAGE_SIZE;

| This pragma is ignored and a WARNING diagnostic is
| issued.

pragma SUPPRESS (arg {,arg});

This pragma is unchanged with the following exceptions:

Suppression of OVERFLOW_CHECK applies only to integer operations; and PRAGMA SUPPRESS has effect only within the compilation unit in which it appears, except that suppression of ELABORATION_CHECK applied at the declaration of a subprogram or task unit applies to all calls or activations.

pragma SYSTEM_NAME;

| This pragma is ignored and a WARNING diagnostic is
| issued.

F.2.2 Implementation-Defined Pragmas

This paragraph describes the use and meaning of those pragmas recognized by Ada/M which are not specified in Appendix B of the Ada Language Reference Manual.

`pragma DEBUG;`

This pragma enables the inclusion of full symbolic information and support for the Embedded Target Debugger. The `DEBUG PRAGMA` is enabled by the `DEBUG` command line option and has no effect if this option is not provided. This pragma must appear within a compilation unit, before the first declaration or statement.

`pragma EXECUTIVE [(arg)];`

This pragma allows you to specify that a compilation unit is to run in the executive state of the machine and/or utilize privileged instructions. The pragma has no effect if the compiler option `NO EXECUTIVE` is enabled, either explicitly or by default.

If `PRAGMA EXECUTIVE` is specified without an argument, executive state is in effect for the compilation unit and the code generator does not generate privileged instructions for the compilation unit. If `PRAGMA EXECUTIVE (INHERIT)` is specified, a subprogram in the compilation unit inherits the state of its caller and the code generator does not generate privileged instructions for the compilation unit. If `PRAGMA EXECUTIVE (PRIVILEGED)` is specified, the executive state is in effect and the code generator may generate privileged instructions for the compilation unit. In the absence of `PRAGMA EXECUTIVE`, the compilation unit executes in task state and the code generator does not generate privileged instructions.

`PRAGMA EXECUTIVE` is applied once per compilation unit, so its scope is the entire compilation unit. `PRAGMA EXECUTIVE` may appear between the context clause and the outermost unit. If there is no context clause, `PRAGMA EXECUTIVE` must appear within that unit before the first declaration or statement. The placement of the pragma before the context clause has no effect on any or all following compilation units. If `PRAGMA EXECUTIVE` appears in the specification of a compilation unit, it must also appear in the body of that unit, and vice versa. If the pragma appears in a specification but is absent from the body, you are warned and the pragma is effective. If the pragma appears in the body of a compilation unit, but is absent from the corresponding

specification, you are warned and the pragma has no effect. PRAGMA EXECUTIVE does not propagate to subunits. If a subunit is compiled without PRAGMA EXECUTIVE and the parent of the subunit is compiled with PRAGMA EXECUTIVE, you are warned and PRAGMA EXECUTIVE has no effect on the subunit.

```
pragma FAST_INTERRUPT_ENTRY (entry_name, IMMEDIATE);
```

This pragma provides for situations of high interrupt rates with simple processing per interrupt, (such as adding data to a buffer), and where complex processing occurs only after large numbers of these interrupts, (such as when the buffer is full). This allows for lower overhead and faster response capability by restricting you to disciplines that are commensurate with limitations normally found in machine level interrupt service routine processing.

```
pragma MEASURE (extraction_set, [arg {,arg}]);
```

This pragma enables one or more performance measurement features. Pragma MEASURE specifies a user-defined extraction set for the Run-Time Performance Measurement Aids and Embedded Target Profiler. The user-defined extraction set consists of all occurrences pragma MEASURE throughout the program. Extraction_set is a numeric literal, which is an index into a user-supplied table. Arg is a variable or a list of variables whose values are reported at this point in the execution. These values describe the nature (TYPE) of the values collected to an independent data reduction program. Pragma MEASURE is enabled by the MEASURE command line option and has no effect if this option is not provided. This pragma should be applied to a package body rather than a package specification.

```
pragma STATIC (INTERRUPT_HANDLER_TASK);
```

The pragma STATIC is only allowed immediately after the declaration of a task body containing an immediate interrupt entry. The argument is INTERRUPT_HANDLER_TASK. The effect of this pragma will be to allow generation of nonreentrant and nonrecursive code in a compilation unit, and to allow static allocation of all data in a compilation unit. This pragma shall be used to allow for procedures within immediate (fast) interrupt entries. The effect will be for the compiler to generate nonreentrant code for the affected procedure bodies. If a STATIC procedure is called recursively, the program is erroneous.

`pragma TICK (arg);`

This is a system configuration pragma. It takes a single argument of type `universal real`, which specifies the value of the named number `SYSTEM.TICK`. This pragma may appear only at the start of the first compilation when creating a program library. If this pragma appears elsewhere, a diagnostic of severity `WARNING` is generated.

`pragma TITLE (arg);`

This is a listing control pragma. It takes a single argument of type `string`. The string specified will appear on the second line of each page of the source listing produced for the compilation unit within which it appears. The pragma should be the first lexical unit to appear within a compilation unit (excluding comments). If it is not, a warning message is issued.

`pragma TRIVIAL_ENTRY (NAME: entry_simple_name);`

This pragma is only allowed within a task specification after an entry declaration and identifies a `Trivial_Entry` to the system. A trivial entry represents a synchronization point, contained in a normal Ada task, for rendezvous with a fast interrupt entry body. The body of a trivial entry must be null.

`pragma UNMAPPED (arg {,arg});`

The effect of this pragma is for unmapped (i.e., not consistently mapped within the virtual space) allocation of data in a compilation unit. The arguments of this pragma are access types to be unmapped. If a program tries to allocate more `UNMAPPED` space than is available in the physical configuration, `STORAGE ERROR` will be raised at run-time. `PRAGMA UNMAPPED` must appear in the same declarative region as the type and after the type declaration.

F.2.3 Scope of Pragmas

The scope for each pragma previously described as differing from the Ada Language Reference Manual is given below.

DEBUG	Applies to the compilation unit in which the pragma appears.
EXECUTIVE	Applies to the compilation unit in which the pragma appears, i.e., to all subprograms and tasks within the unit. Elaboration code is not affected. The pragma is not propagated from specifications to bodies, or from bodies to subunits. The pragma must appear consistently in the specification, body, and subunits associated with a library unit.
FAST_INTERRUPT_ENTRY	Applies to the compilation unit in which the pragma appears.
INLINE	Applies only to subprograms named in its arguments. If the argument is an overloaded subprogram name, the INLINE pragma applies to all definitions of that subprogram name which appear in the same declarative part as the INLINE pragma.
INTERFACE	Applies to all invocations of the named imported subprogram.
MEASURE	No scope, but a WARNING diagnostic is generated.
MEMORY_SIZE	No scope, but a WARNING diagnostic is generated.
OPTIMIZE	Applies to the entire compilation unit in which the pragma appears.
PRIORITY	Applies to the task specification in which it appears, or to the environment task if it appears in the main subprogram.
STATIC	Applies to the compilation unit in which the pragma appears.
STORAGE_SIZE	No scope, but a WARNING diagnostic is generated.
SUPPRESS	Applies to the block or body that contains the declarative part in which the pragma appears.

SYSTEM_NAME	No scope, but a WARNING diagnostic is generated.
TICK	Applies to the entire program library in which the pragma appears.
TITLE	The compilation unit within which the pragma occurs.
TRIVIAL_ENTRY	Applies to the compilation unit in which the pragma appears.
UNMAPPED	Applies to all objects of the access type named as arguments.

F.3 Attributes

The following notes augment the language-required definitions of the predefined attributes found in Appendix A of the Ada Language Reference Manual.

T'MACHINE_EMAX	is 63.
T'MACHINE_EMIN	is -64.
T'MACHINE_MANTISSA	is 6.
T'MACHINE_OVERFLOWS	is TRUE.
T'MACHINE_RADIX	is 16.
T'MACHINE_ROUNDS	is FALSE.

F.4 Predefined Language Environment

The predefined Ada language environment consists of the packages STANDARD and SYSTEM, which are described below.

F.4.1 Package STANDARD

The package STANDARD contains the following definitions in addition to those specified in Appendix C of the Ada Language Reference Manual.

```

TYPE boolean IS (false, true);
FOR boolean'SIZE USE 1;

TYPE integer IS RANGE -32_768 .. 32_767;
TYPE long_integer IS RANGE -2_147_483_648 .. 2_147_483_647;

TYPE float IS DIGITS 6 RANGE
    -(16#0.FFFFF8#E63) .. (16#0.FFFFF8#E63);

-- Additions to predefined subtypes:

SUBTYPE long_natural IS long_integer RANGE 0..integer'LAST;
SUBTYPE long_positive IS long_integer RANGE 1..integer'LAST;

FOR character'SIZE USE 8;
TYPE string IS ARRAY (positive RANGE <>) OF character;
PRAGMA PACK(string);

TYPE duration IS DELTA 2.0 ** (-14)
    RANGE -131_071.0 .. 131_071.0;

-- The predefined exceptions:

constraint_error : exception;
numeric_error    : exception;
program_error    : exception;
storage_error    : exception;
tasking_error    : exception;

```

F.4.2 Package SYSTEM

The SYSTEM packages for Ada/M are as follows:

F.4.2.1 AN/UYK-44 SYSTEM

The package SYSTEM for the AN/UYK_44 is:

```
TYPE name      IS (anuyk44, anayk14);
system_name    : CONSTANT system.name := system.anuyk44;
storage_unit   : CONSTANT := 16;
memory_size    : CONSTANT := 65_536;
TYPE address   IS RANGE 0..system.memory_size - 1;
FOR address'SIZE USE 16;

-- System Dependent Named Numbers

min_int        : CONSTANT := -(2**31);
max_int        : CONSTANT := (2**31)-1;
max_digits     : CONSTANT := 6;
max_mantissa   : CONSTANT := 31;
fine_delta     : CONSTANT :=
  2#0.0000_0000_0000_0000_0000_0000_001#;
tick           : CONSTANT := 3.125e-05;
  -- 1/32000 seconds is the basic clock period.

-- Other System Dependent Declarations

SUBTYPE priority IS integer RANGE 0..15;
TYPE entry_kind IS (normal, immediate);

physical_memory_size : CONSTANT := 2**22;
TYPE physical_address IS
  RANGE 0..system.physical_memory_size - 1;

TYPE external_interrupt_word IS RANGE 0 .. 65_536;

--      Address clause (interrupt) address codes for the
--      .
--      ANUYK-44

Class_I_Unhandled_address    : CONSTANT
                               address := 16#0800#;
Class_II_Unhandled_address   : CONSTANT
                               address := 16#1800#;
Class_III_Unhandled_address  : CONSTANT
                               address := 16#2800#;
```

```

----- Class I interrupts -----
CP_Memory_Resume_address      : CONSTANT
                               address := 16#1000#;
CP_Memory_Parity_address     : CONSTANT
                               address := 16#1400#;
IOC_Memory_Parity_address    : CONSTANT
                               address := 16#1700#;
IOC_Memory_Resume_address    : CONSTANT
                               address := 16#1A00#;
Power_Fault_address         : CONSTANT
                               address := 16#1F00#;

```

```

----- Class II interrupts -----
CP_Instruction_Fault_address  : CONSTANT
                               address := 16#2200#;
Executive_Mode_Fault_address : CONSTANT
                               address := 16#2300#;
IOC_Instruction_Fault_address : CONSTANT
                               address := 16#2400#;
IOC_Protect_Fault_address    : CONSTANT
                               address := 16#2500#;
CP_Protect_Fault_address     : CONSTANT
                               address := 16#2900#;

```

```

once_only_pti : CONSTANT duration := 0.0;
-- Used to indicate that a PTI is not to be periodic.
SUBTYPE pti_address IS address RANGE 16#2F01#..16#2F1F#;
TYPE pti_state IS (active,inactive,unregistered);

```

```

----- Class III (I/O) interrupts -----
MMIO_Discrete_Interrupt_address : CONSTANT
                               address := 16#3C00#;
MMIO_External_Interrupt_address : CONSTANT
                               address := 16#3D00#;
MMIO_Output_Data_Ready_address : CONSTANT
                               address := 16#3E00#;
MMIO_Input_Data_Ready_address  : CONSTANT
                               address := 16#3F00#;
IOC_Intercomputer_Timeout_address : CONSTANT
                               address := 16#3C00#;
IOC_External_Int_Discrete_address : CONSTANT
                               address := 16#3D00#;
IOC_Output_Chain_Interrupt_address : CONSTANT
                               address := 16#3E00#;
IOC_Input_Chain_Interrupt_address : CONSTANT
                               address := 16#3F00#;

```

```
--  
-- The following exceptions are provided as a "convention"  
-- whereby the Ada program can be compiled with all implicit  
-- checks suppressed (i.e., pragma SUPPRESS or equivalent),  
-- explicit checks included as necessary, the appropriate  
-- exception raised when required, and then the exception is  
-- either handled or the Ada program terminates.  
--
```

```
access_check           : EXCEPTION;  
discriminant_check    : EXCEPTION;  
index_check           : EXCEPTION;  
length_check          : EXCEPTION;  
range_check           : EXCEPTION;  
division_check        : EXCEPTION;  
overflow_check        : EXCEPTION;  
elaboration_check     : EXCEPTION;  
storage_check         : EXCEPTION;
```

```
-- implementation-defined exceptions.  
unresolved_reference  : EXCEPTION;  
system_error          : EXCEPTION;  
capacity_error        : EXCEPTION;
```


F.4.2.2 AN/AYK-14 SYSTEM

The package SYSTEM for the AN/AYK-14 is:

```

TYPE name      IS (anuyk44, anayk14);
system_name    : CONSTANT system.name := system.anayk14;
storage_unit   : CONSTANT := 16;
memory_size    : CONSTANT := 65_536;
TYPE address   IS RANGE 0..system.memory_size - 1;
FOR address'SIZE USE 16;

-- System Dependent Named Numbers

min_int        : CONSTANT := -(2**31);
max_int        : CONSTANT := (2**31)-1;
max_digits     : CONSTANT := 6;
max_mantissa   : CONSTANT := 31;
fine_delta     : CONSTANT :=
    2#0.0000_0000_0000_0000_0000_0000_001#;
tick           : CONSTANT := 3.125e-05;
    -- 1/32000 seconds is the basic clock period.

-- Other System Dependent Declarations

SUBTYPE priority IS integer RANGE 0..15;
TYPE entry_kind IS (normal, immediate);

physical_memory_size : CONSTANT := 2**22;
TYPE physical_address IS
    RANGE 0..system.physical_memory_size - 1;

TYPE external_interrupt_word IS RANGE 0 .. 65_536;

--      Address clause (interrupt) address codes for the
--      ANAYK-14
--
Class_I_Unhandled_address      : CONSTANT
                                address := 16#0800#;
Class_II_Unhandled_address     : CONSTANT
                                address := 16#1800#;
Class_III_Unhandled_address    : CONSTANT
                                address := 16#2800#;

```

----- Class I interrupts -----

Memory_Resume_address : CONSTANT
 address := 16#1000#;
Memory_Parity_address : CONSTANT
 address := 16#1400#;
Thermal_Overload_address : CONSTANT
 address := 16#1900#;
IO_Failure_address : CONSTANT
 address := 16#1B00#;
Hardware_BIT_Fault_address : CONSTANT
 address := 16#1C00#;
Hardware_Fault_Warning_address : CONSTANT
 address := 16#1D00#;
Power_Fault_address : CONSTANT
 address := 16#1F00#;

----- Class II interrupts -----

CP_Instruction_Fault_address : CONSTANT
 address := 16#2200#;
Executive_Mode_Instruction_Fault_address :
 CONSTANT
 address := 16#2300#;
IO_Instruction_Fault_address : CONSTANT
 address := 16#2400#;
System_Reset_address : CONSTANT
 address := 16#2500#;
Overtemp_address : CONSTANT
 address := 16#2700#;
Memory_Protect_Fault_address : CONSTANT
 address := 16#2900#;
External_Interrupt_2_address : CONSTANT
 address := 16#2C00#;
External_Interrupt_3_address : CONSTANT
 address := 16#2D00#;
External_Interrupt_4_address : CONSTANT
 address := 16#2E00#;

once_only_pti : CONSTANT duration := 0.0;
-- Used to indicate that a PTI is not to be periodic.
SUBTYPE pti_address IS address RANGE 16#2F01#..16#2F1F#;
TYPE pti_state IS (active,inactive,unregistered);

----- Class III (I/O) interrupts -----

IO_Channel_Abnormal_address : CONSTANT
 address := 16#3C00#;
External_Interrupt_address : CONSTANT
 address := 16#3D00#;
Output_Chain_Interrupt_address : CONSTANT
 address := 16#3E00#;
Input_Chain_Interrupt_address : CONSTANT
 address := 16#3F00#;

```
--  
-- The following exceptions are provided as a "convention"  
-- whereby the Ada program can be compiled with all implicit  
-- checks suppressed (i.e., pragma SUPPRESS or equivalent),  
-- explicit checks included as necessary, the appropriate  
-- exception raised when required, and then the exception is  
-- either handled or the Ada program terminates.  
--  
access_check           : EXCEPTION;  
discriminant_check    : EXCEPTION;  
index_check           : EXCEPTION;  
length_check         : EXCEPTION;  
range_check          : EXCEPTION;  
division_check       : EXCEPTION;  
overflow_check       : EXCEPTION;  
elaboration_check    : EXCEPTION;  
storage_check        : EXCEPTION;  
  
-- implementation-defined exceptions.  
unresolved_reference : EXCEPTION;  
system_error        : EXCEPTION;  
capacity_error       : EXCEPTION;
```

F.5 Character Set

Ada compilations may be expressed using the following characters in addition to the basic character set:

lower case letters:

a b c d e f g h i j k l m n o p q r s t u v w x y z

special characters:

! \$ % ? @ [] ^ ` { } ~

The following transliterations are permitted:

- a. Exclamation point for vertical bar,
- b. Colon for sharp, and
- c. Percent for double-quote.

F.6 Declaration and Representation Restrictions

Declarations are described in Section 3 of the Ada Language Reference Manual, and representation specifications are described in Section 13 of the Ada Language Reference Manual and discussed here.

In the following specifications, the capitalized word SIZE indicates the number of bits used to represent an object of the type under discussion. The upper case symbols D, L, R, correspond to those discussed in Section 3.5.9 of the Ada Language Reference Manual.

F.6.1 Integer Types

Integer types are specified with constraints of the form:

$$\text{RANGE } L..R$$

where:

$$R \leq \text{SYSTEM.MAX_INT} \ \& \ L \geq \text{SYSTEM.MIN_INT}$$

For a prefix "t" denoting an integer type, length specifications of the form:

$$\text{FOR } t\text{'SIZE USE } n \ ;$$

may specify integer values n such that $n \text{ in } 2..16$,

$$R \leq 2^{n-1}-1 \ \& \ L \geq -(2^{n-1})$$

or else such that

$$R \leq (2^n)-1 \ \& \ L \geq 0$$

and $1 < n \leq 15$.

For a stand-alone object of integer type, a default SIZE of 16 is used when:

$$R \leq 2^{15}-1 \ \& \ L \geq -2^{15}$$

Otherwise, a SIZE of 32 is used.

For components of integer types within packed composite objects, the smaller of the default stand-alone SIZE or the SIZE from a length specification is used.

F.6.2 Floating Types

Floating types are specified with constraints of the form:

DIGITS D

where D is an integer in the range 1 through 6.

For a prefix "t" denoting a floating point type, length specifications of the form:

FOR t'SIZE USE n;

may specify integer values $n = 32$ when $D \leq 6$. All floating point values have $SIZE = 32$.

F.6.3 Fixed Types

Fixed types are specified with constraints of the form:

DELTA D RANGE L..R

where:

$$\frac{\text{MAX (ABS(R), ABS(L))}}{\text{actual_delta}} \leq 2^{**31-1}.$$

The actual delta defaults to the largest integral power of 2 less than or equal to the specified delta D. (This implies that fixed values are stored right-aligned.)

For fixed point types, length specifications of the form:

for T'SIZE use N;

are permitted only when N in 1 .. 32, if:

$$\begin{aligned} R - \text{actual_delta} &\leq 2^{**(N-1)-1} * \text{actual_delta}, \text{ and} \\ L + \text{actual_delta} &\geq -2^{**(n-1)} * \text{actual_delta} \end{aligned}$$

or

$$\begin{aligned} R - \text{actual_delta} &\leq 2^{**(N)-1} * \text{actual_delta}, \text{ and} \\ L &\geq 0 \end{aligned}$$

For stand-alone objects of fixed point type, a default size of 32 is used. For components of fixed point types within packed composite objects, the size from the length specification will be used.

For specifications of the form:

```
FOR t'SMALL USE n;
```

The 'SMALL value of a fixed point type may be set to any value less than D, are permitted for any value of X, such that $X \leq D$. X must be specified either as a base 2 value or as a base 10 value. If X is a power of 2, then X will be used for the actual delta; if X is a power of 10, then an actual delta will be chosen which is one eighth (1/8) of the largest integral power of 2 less than or equal to X; otherwise, the largest integral power of two less than X will be used as the actual delta. All stand-alone fixed point objects have a size of 32. If a 'SIZE specification is given, fixed point components of packed composites will have the size specified.

F.6.4 Enumeration Types

In the absence of a representation specification for an enumeration type "t," the internal representation of t'FIRST is 0. The default size for a stand-alone object of enumeration type "t" is 16, so the internal representations of t'FIRST and t'LAST both fall within the range

$$-2^{**15} \dots 2^{**15} - 1.$$

For enumeration types, length specifications of the form:

```
FOR t'SIZE USE n;
```

and/or enumeration representations of the form:

```
FOR t USE <aggregate>;
```

are permitted for n in 2..16, provided the representations and the SIZE conform to the relationship specified above.

Or else for n in 1..16, is supported for enumeration types and provides an internal representation of:

$$t'FIRST \geq 0 \dots t'LAST \leq 2^{**}(t'SIZE) - 1.$$

For components of enumeration types within packed composite objects, the smaller of the default stand-alone SIZE and the SIZE from a length specification is used.

Enumeration representations for types derived from the predefined type STANDARD.BOOLEAN will not be accepted, but length specifications will be accepted.

F.6.5 Access Types

For access type, "t," length specifications of the form:

```
FOR t'SIZE USE n;
```

will not affect the runtime implementation of "t," therefore n = 16 is the only value permitted for SIZE, which is the value returned by the attribute.

For collection size specification of the form:

```
FOR t'SORAGE_SIZE USE n;
```

for any value of "n" is permitted for STORAGE_SIZE (and that value will be returned by the attribute call). The collection size specification will affect the implementation of "t" and its collection at runtime by limiting the number of objects for type "t" that can be allocated.

The value of t'SORAGE_SIZE for an access type "t" specifies the maximum number of storage units used for all objects in the collection for type "t." This includes all space used by the allocated objects, plus any additional storage required to maintain the collection.

F.6.6 Arrays and Records

For arrays and records, a length specification of the form:

```
FOR t'size USE n;
```

may cause arrays and records to be packed, if required, to accommodate the length specification. If the size specified is not large enough to contain any value of the type, a diagnostic message of severity ERROR is generated.

The PACK pragma may be used to minimize wasted space between components of arrays and records. The pragma causes the type representation to be chosen such that the storage space requirements are minimized at the possible expense of data access time and code space.

A record type representation specification may be used to describe the allocation of components in a record. Bits are numbered 0..15 from the right. 16 starts at the right of the next higher numbered word. Each location specification must allow at least n bits of range, where n is large enough to hold any value of the subtype of the component being allocated. Otherwise, a diagnostic message of severity ERROR is generated. Components that are arrays, records, tasks, or access variables may not be allocated to specified locations. If a specification

of this form is entered, a diagnostic message of severity ERROR is generated.

For records, an alignment clause of the form:

AT MOD n

specify alignments of 1 word (word alignment) or 2 words (doubleword alignment).

If it is determinable at compile time that the SIZE of a record or array type or subtype is outside the range of STANDARD.LONG_INTEGER, a diagnostic of severity WARNING is generated. Declaration of such a type or subtype would raise NUMERIC_ERROR when elaborated.

F.6.7 Other Length Specifications

Length Specifications are described in Section 13.2 of the Ada Language Reference Manual.

A length specification for a task type "t" of the form:

FOR t'STORAGE_SIZE use n;

specifies the number of SYSTEM.STORAGE_UNITS that are allocated for the execution of each task object of type "t." This includes the runtime stack for the task object but does not include objects allocated at runtime by the task object. If a t'STORAGE_SIZE is not specified for a task type "t," the default value is 8K (words).

A length specification for a task type "t" of the form:

FOR t'SIZE USE n;

is allowable only for n = 32.

F.7 System Generated Names

Refer to Section 13.7 of the Ada Language Reference Manual and the section above on the Predefined Language Environment for a discussion of package SYSTEM.

The system name is chosen based on the target(s) supported, but it cannot be changed. In the case of Ada/M, the system name is ANUYK44 or ANAYK14.

F.8 Address Clauses

Refer to Section 13.5 of the Ada Language Reference Manual for a description of address clauses. All rules and restrictions described there apply. In addition, the following restrictions apply.

An address clause may designate a single task entry. Such an address clause is allowed only within a task specification. The meaningful values of the simple expression are the allowable interrupt entry addresses as defined in Table F-1. The use of other values will result in the raising of a PROGRAM_ERROR exception upon creation of the task.

If more than one task entry is equated to the same interrupt entry address, the most recently executed interrupt entry registration permanently overrides any previous registrations.

At most one address clause is allowed for a single task entry. Specification of more than one interrupt address for a task entry is erroneous.

Address clauses for objects and code other than task entries are allowed by the Ada/M target, but they have no effect beyond changing the value returned by the 'ADDRESS attribute call.

AN/UYK-44 Interrupt Summary

Class 0 interrupts (with interrupt entry address) include:

- o Class I Unhandled Interrupt 16#0800#

Class I interrupts (with interrupt entry address) include:

- o Class II Unhandled 16#1800#
- o CP Memory Resume 16#1000#
- o CP Memory Parity 16#1400#
- o IOC Memory Parity 16#1700#
- o IOC Memory Resume 16#1A00#
- o Power Fault 16#1F00#

Class II interrupts (with interrupt entry address) include:

- o Class III Unhandled 16#2800#
- o Floating Point Over/Underflow 16#2100# UNDEFINABLE
- o CP Instruction Fault 16#2200#
- o Executive Mode Fault 16#2300#
- o IOC Instruction Fault 16#2400#
- o IOC Protect Fault 16#2500#
- o Executive Return 16#2600# UNDEFINABLE
- o Overtemp address 16#2700#
- o CP Protect Fault 16#2900#
- o Real-Time Clock 16#2E00# UNDEFINABLE
- o Monitor Clock 16#2F00# UNDEFINABLE

Table F-1a - Interrupt Entry Addresses

AN/UYK-44 Interrupt Summary

Class III interrupts (with interrupt entry address) include:

o MMIO Discrete Interrupt	16#3C00#
o MMIO External Interrupt	16#3D00#
o MMIO Output Data Ready	16#3E00#
o MMIO Input Data Ready	16#3F00#
o IOC Intercomputer Timeout	16#3C00#
o IOC External Interrupt/Discrete	16#3D00#
o IOC Output Chain Interrupt	16#3E00#
o IOC Input Chain Interrupt	16#3F00#

For all class III interrupts, the following interpretations apply:

IC => IOC, CHANNEL pair, 16#00#..16#0F# indicates IOC 0
 16#10#..16#1F# indicates IOC 1
 16#20#..16#2F# indicates IOC 2
 16#30#..16#3F# indicates IOC 3

CC => CHANNEL number, 16#00#..16#3F# indicates channel 0..63

Table F-1b - Interrupt Entry Addresses (Continued)

AN/AYK-14 Interrupt Summary

Class 0 interrupts (with interrupt entry address) include:

- o Class I Unhandled Interrupt 16#0800#

Class I interrupts (with interrupt entry address) include:

- o Class II Unhandled 16#1800#
- o CP Memory Resume 16#1000#
- o CP Memory Parity 16#1400#
- o Thermal Overload 16#1900#
- o IO Failure 16#1B00#
- o Hardware BIT Fault 16#1C00#
- o Hardware Fault Warning 16#1D00#
- o Power Fault 16#1F00#

Class II interrupts (with interrupt entry address) include:

- o Class III Unhandled 16#2800#
- o Floating Point Over/Underflow 16#2100# UNDEFINABLE
- o CP Instruction Fault 16#2200#
- o Executive Mode Fault 16#2300#
- o IOC Instruction Fault 16#2400#
- o System Reset 16#2500#
- o Executive Return 16#2600# UNDEFINABLE
- o Overtemp address 16#2700#
- o CP Protect Fault 16#2900#
- o Real-Time Clock 16#2E00# UNDEFINABLE
- o Monitor Clock 16#2F00# UNDEFINABLE

Table F-1c - Interrupt Entry Addresses (Continued)

AN/AYK-14 Interrupt Summary

Class III interrupts (with interrupt entry address) include:

- | | |
|--------------------------|----------|
| o IO Channel Abnormal | 16#3C00# |
| o External Interrupt | 16#3D00# |
| o Output Chain Interrupt | 16#3E00# |
| o Input Chain Interrupt | 16#3F00# |

For all class III interrupts, the following interpretations apply:

IC => IOC, CHANNEL pair, 16#00#..16#0F# indicates IOC 0
16#10#..16#1F# indicates IOC 1
16#20#..16#2F# indicates IOC 2
16#30#..16#3F# indicates IOC 3

CC => CHANNEL number, 16#00#..16#3F# indicates channel 0..63

Table F-1d - Interrupt Entry Addresses (Continued)

F.9 Unchecked Conversions

Refer to Section 13.10.2 of the Ada Language Reference Manual for a description of UNCHECKED_CONVERSION. It is erroneous if your Ada program performs UNCHECKED_CONVERSION when the source and target objects have different sizes.

F.10 Restrictions on the Main Subprogram

Refer to Section 10.1 (8) of the Ada Language Reference Manual for a description of the main subprogram. The subprogram designated as the main subprogram cannot have parameters. The designation as the main subprogram of a subprogram whose specification contains a formal_part results in a diagnostic of severity ERROR at link time.

The main subprogram can be a function, but the return value will not be available upon completion of the main subprogram's execution. The main subprogram may not be an import unit.

F.11 Input/Output

Refer to Section 14 of the Ada Language Reference Manual for a discussion of Ada Input/Output and to Section 12 of the Ada/M Run Time Environment Handbook for more specifics on the Ada/M input/output subsystem.

The Ada/M Input/Output subsystem provides the following packages: `TEXT_IO`, `SEQUENTIAL_IO`, `DIRECT_IO`, and `LOW_LEVEL_IO`. These packages execute in the context of the user-written Ada program task making the I/O request. Consequently, all of the code that processes an I/O request on behalf of the user-written Ada program executes sequentially. The package `IO_EXCEPTIONS` defines all of the exceptions needed by the packages `SEQUENTIAL_IO`, `DIRECT_IO`, and `TEXT_IO`. The specification of this package is given in Section 14.5 of the Ada Language Reference Manual. This package is visible to all of the constituent packages of the Ada/M I/O subsystem so that appropriate exception handlers can be inserted.

I/O in Ada/M is performed solely on external files. No allowance is provided in the I/O subsystem for memory resident files (i.e., files which do not reside on a peripheral device). This is true even in the case of temporary files. With the external files residing on the peripheral devices, Ada/M makes the further restriction on the number of files that may be open on an individual peripheral device.

Section 14.1 of the Ada Language Reference Manual states that all I/O operations are expressed as operations on objects of some file type, rather than in terms of an external file. File objects are implemented in Ada/M as access objects which point to a data structure called the File Control Block. This File Control Block is defined internally to each of the high-level I/O packages; its purpose is to represent an external file. The File Control Block contains all of the I/O-specific information about an external file needed by the high-level I/O packages to accomplish requested I/O operations.

F.11.1 Naming External Files

The naming conventions for external files in Ada/M are of particular importance. All of the system-dependent information needed by the I/O subsystem about an external file is contained in the file name. External files may be named using one of three file naming conventions: standard, temporary, and user-derived.

F.11.1.1 Standard File Names

The standard external file naming convention used in Ada/M identifies the specific location of the external file in terms of the physical device on which it is stored. For this reason, you should be aware of the configuration of the peripheral devices on the AN/UYK-44 or AN/AYK-14 at your particular site.

Standard file names consist of a six character prefix and a file name of up to fourteen characters. The six character prefix has a predefined format. The first and second characters must be either "CT," "MT," or "TT," designating an AN/USH-26 Signal Data Recorder/Reproducer Set, the RD-358 Magnetic Tape Subsystem, or the AN/USQ-69 Data Terminal Set, respectively. These characters must be in upper case.

The third and fourth characters specify the channel on which the peripheral device is connected. Since there are sixty-four channels on the Ada/M system, the values for the third and fourth positions must lie in the range "00" to "63."

The range of values for the fifth position in the external file name's prefix (the unit number) depends upon the device specified by the characters in the first and second positions of the external file name. If the specified-peripheral device is the AN/USH-26 magnetic tape drive, the character in the fifth position must be one of the characters "0," "1," "2," or "3." This value determines which of the four tape cartridge units available on the AN/USH-26 is to be accessed. If the specified peripheral device is the RD-358 magnetic tape drive, the character in the fifth position must be one of the characters "0," "1," "2," or "3." This value determines which of the four tape units available on the RD-358 is to be accessed. If the specified peripheral device is the AN/USQ-69 militarized display terminal, the character in the fifth position must be a "0." The AN/USQ-69 has only one unit on a channel.

The colon (:), is the only character allowed in the sixth position. If any character other than the colon is in this position, the file name will be considered non-standard and the file will reside on the default device defined during the elaboration of CONFIGURE_IO.

Positions seven through twenty are optional to your Ada program and may be used as desired. These positions may contain any printable character you choose in order to make the file name more intelligible. Embedded blanks, however, are not allowed.

The location of an external file on a peripheral device is thus a function of the first six characters of the file name regardless of the characters that might follow. For example, if the external file "CT000:Old Data" has been created and not subsequently closed, an attempt to create the external file "CT000:New Data" will cause the exception `DEVICE_ERROR` (rather than `NAME_ERROR` or `USE_ERROR`) to be raised because the peripheral device on channel "00" and cartridge "0" is already in use.

You are advised that any file name beginning with "xxxxx:" (where x denotes any printable character) is assumed to be a standard external file name. If this external file name does not conform to the Ada/M standard file naming conventions, the exception `NAME_ERROR` will be raised.

F.11.1.2 Temporary File Names

Section 14.2.1 of the Ada Language Reference Manual defines a temporary file to be an external file that is not accessible after completion of the main subprogram. If the null string is supplied for the external file name, the external file is considered temporary. In this case, the high level I/O packages internally create an external file name to be used by the lower level I/O packages. The internal naming scheme used by the I/O subsystem is a function of the type of file to be created (text, direct or sequential), the temporary nature of the external file, and the number of requests made thus far for creating temporary external files of the given type. This scheme is consistent with the requirement specified in the Ada Language Reference Manual that all external file names be unique.

The first three characters of the file name are "TEX," "DIR," or "SEQ." The next six characters are "TEMP." The remaining characters are the image of an integer which denotes the number of temporary files of the given type successfully created. There are two types of temporary files; one is used by `SEQUENTIAL_IO` and `DIRECT_IO`, and the other is used by `TEXT_IO`. For instance, the temporary external file name "TEX_TEMP_10" would be the name of the tenth temporary external file successfully created by your Ada program through calls to `TEXT_IO`.

F.11.1.3 User-Derived File Names

A random string containing a sequence of characters of length one to twenty may also be used to name an external file. External files with names of this nature are considered to be permanent external files. You are cautioned from using names which conform to the scheme used by the I/O subsystem to name temporary external files (see list item "b").

It is not possible to associate two or more internal files with the same external file. The exception `USE_ERROR` will be raised if this restriction is violated.

F.11.2 The FORM Specification for External Files

Section 14.2.1 of the Ada Language Reference Manual defines a string argument called the FORM, which supplies system-dependent information that is sometimes required to correctly process a request to create or open a file. In Ada/M, the string argument supplied to the FORM parameter on calls to `CREATE` and `OPEN` is retained while the file is open, so that calls to the function FORM can return the string to your Ada program. Form options specified on calls to `CREATE` have the effects stated below. Form options specified on calls to `OPEN` have no effect.

The `REWIND` and `APPEND` options are mutually exclusive; an attempt to specify both options on a call to `CREATE` will raise the exception `USE_ERROR`.

The `NOHEAD` option may be specified in combination with either the `REWIND` or the `APPEND` option.

If one form option is specified, the FORM string should contain only the option, without any extraneous characters. If two form options are specified, the FORM string should contain the first form option followed by a comma followed by the second form option. The form options may be specified in any combination of upper and lower case.

If the supplied FORM string is longer than the maximum allowed FORM string (13 characters), `CREATE` and `OPEN` will raise the exception `USE_ERROR`.

If the procedure `CREATE` does not recognize the options specified in the FORM string, it raises the exception `USE_ERROR`. The procedure `OPEN` does not validate the contents of the supplied FORM string.

Positioning arguments allow control of tape before its use. The following positioning arguments are available:

- a. REWIND - specifies that a rewind will be performed prior to the requested operation.
- b. NOREWIND - specifies that the tape remains positioned as is.
- c. APPEND - specifies that the tape be positioned at the logical end of tape (LEOT) prior to the requested operation. The LEOT is denoted by two consecutive tape_marks.

Note that, to ensure a tape file created by a previous program is available for use by a new program, you must have knowledge of the tape being used and must use the APPEND form option when creating new files.

The formatting argument specifies information about tape format. If a formatting argument is not supplied, the file is assumed to contain a format header record determined by the ALS/N I/O system. The following formatting argument is available:

- a. NOHEAD - specifies that the designated file has no header record. This argument allows the reading and writing of tapes used on computer systems using different header formats. Note that files created with the NOHEAD option cannot be opened by the Ada/M I/O subsystem.

F.11.3 File Processing

Processing allowed on Ada/M files is influenced by the characteristics of the underlying device. The following restrictions apply:

- a. Only one file may be open on an individual AN/USH-26 tape cartridge at a time.
- b. Only one input and one output file may simultaneously be open on an AN/USQ-69 terminal at one time.
- c. An Ada program is erroneous if it does not close or delete all files it creates or opens.
- d. The attempt to CREATE a file with the mode IN FILE is not supported since there will be no data in the file to read.

F.11.4 Text Input/Output

TEXT_IO is invoked by your Ada program to perform sequential access I/O operations on text files (i.e., files whose content is in human-readable form). TEXT_IO is not a generic package and, thus, its subprograms may be invoked directly from your program, using objects with base type or parent type in the language-defined type character. TEXT_IO also provides the generic packages INTEGER_IO, FLOAT_IO, FIXED_IO, and ENUMERATION_IO for the reading and writing of numeric values and enumeration values. The generic packages within TEXT_IO require an instantiation for a given element type before any of their subprograms are invoked. The specification of this package is given in Section 14.3.10 of the Ada Language Reference Manual.

The implementation-defined type COUNT that appears in Section 14.3.10 of the Ada Language Reference Manual is defined as follows:

```
type COUNT is range 0..INTEGER'LAST;
```

The implementation-defined subtype FIELD that appears in Section 14.3.10 of the Ada Language Reference Manual is defined as follows:

```
subtype FIELD is INTEGER range 0..INTEGER'LAST;
```

At the beginning of program execution, the STANDARD_INPUT file and the STANDARD_OUTPUT file are open, and associated with the files specified by you at export time. Additionally, if a program terminates before an open file is closed (except for STANDARD_INPUT and STANDARD_OUTPUT), the last line added to the file may be lost; if the file is on magnetic tape, the file structure on the tape may be inconsistent.

A program is erroneous if concurrently executing tasks attempt to perform overlapping GET and/or PUT operations on the same terminal. The semantics of text layout as specified in the Ada Language Reference Manual, Section 14.3.2, (especially the concepts of current column number and current line) cannot be guaranteed when GET operations are interweaved with PUT operations. A program which relies on the semantics of text layout under those circumstances is erroneous.

For TEXT_IO processing, the line length can be no longer than 532 characters. An attempt to set the line length through SET_LINE_LENGTH to a length greater than 532 will result in USE_ERROR.

F.11.5 Sequential Input/Output

SEQUENTIAL_IO is invoked by your Ada program to perform I/O on the records of a file in sequential order. The SEQUENTIAL_IO package also requires a generic instantiation for a given element type before any of its subprograms may be invoked. Once the package SEQUENTIAL_IO is made visible, it will perform any service defined by the subprograms declared in its specification. The specification of this package is given in Section 14.2.3 of the Ada Language Reference Manual.

The following restrictions are imposed on the use of the package SEQUENTIAL_IO:

- a. SEQUENTIAL_IO cannot be instantiated with an unconstrained array type.
- b. SEQUENTIAL_IO cannot be instantiated with a record type with discriminants with no default values.
- c. Ada/M does not raise DATA_ERROR on a read operation if the data input from the external file is not of the instantiating type (see the Ada Language Reference Manual, Section 14.2.2).

F.11.6 Direct Input/Output

Calls to the subprograms of an instantiation of DIRECT_IO have one of three possible outcomes. The exception USE_ERROR is raised if an attempt is made to CREATE and/or OPEN a file since direct access I/O operations are not supported in Ada/M. The exception STATUS_ERROR is raised on calls to subprograms other than CREATE, OPEN, and IS_OPEN. The function IS_OPEN always returns the value FALSE.

The implementation-defined type COUNT that appears in Section 14.2.5 of the Ada Language Reference Manual is defined as follows:

```
type COUNT is range 0..LONG_INTEGER'LAST.
```

The following restrictions are imposed on the use of the package DIRECT_IO:

- a. DIRECT_IO cannot be instantiated with an unconstrained array type.
- b. DIRECT_IO cannot be instantiated with a record type with discriminants with no default values.

F.11.7 Low Level Input/Output

LOW_LEVEL_IO is invoked by your Ada program to initiate physical operations on peripheral devices, and thus executes as part of a program task. Requests made to LOW_LEVEL_IO from your program are passed through the RTEEXEC_GATEWAY to the channel programs in CHANNEL_IO. Any status check or result information is the responsibility of the invoking subprogram and can be obtained from the subprogram RECEIVE_CONTROL within LOW_LEVEL_IO.

The package LOW_LEVEL_IO allows your program to send I/O commands to the I/O devices (using SEND_CONTROL) and to receive status information from the I/O devices (using RECEIVE_CONTROL). A program is erroneous if it uses LOW_LEVEL_IO to access a device that is also accessed by high-level I/O packages such as SEQUENTIAL_IO and TEXT_IO. The following is excerpted from the package LOW_LEVEL_IO.

```
-- IO_CHANNEL_RANGE is the type for the parameter DEVICE
-- for both SEND_CONTROL and RECEIVE_CONTROL. DEVICE
-- identifies which device to perform the operation for,
-- and the channel number is a convenient means for
-- identifying a device.
SUBTYPE io_channel_range IS integer RANGE 0..63;
  -- Range of values allowed for channel
  -- number.
```

```
SUBTYPE buffer_address IS system.physical_address;
  -- Type of variables used to specify
  -- address of buffer for the I/O
  -- operation.
```

```
SUBTYPE command_word IS long_integer RANGE 0..65535;
```

```
SUBTYPE operation IS INTEGER;
```

```
TYPE send_control_block IS
  -- data passed to SEND_CONTROL for operations on
  -- ALL devices.
  RECORD
    operation : low_level_io.operation;
      -- Indicates what kind of operation is requested
      -- of LOW_LEVEL_IO: read data, write data,
      -- control, or initialize.

    command : low_level_io.command_word;
      -- This is the command to send to the device

    data_length : integer range 0..integer'last;
      -- Indicates number of words of data in the
      -- buffer.
```



```

    buffer_addr : low_level_io.buffer address;
    -- physical address of data buffer.

    io_channel : io_channel_range := 0;
    -- The I/O channel being communicated with.

    unit : integer range 0..10 := 0;
    -- The unit number on the channel.

    END RECORD;

-- Data structures used in communication with the AN/USH-26.

ush26_programs : CONSTANT := 3;
-- This is the number of channel programs in
-- CHANNEL_IO for AN/USH-26 devices.

SUBTYPE ush26_operation IS operation;
-- Used to indicate to CHANNEL_IO which channel
-- program to use.

ush26_reset_channel : CONSTANT ush26_operation := 0;
ush26_read_data      : CONSTANT ush26_operation := 1;
ush26_write_data     : CONSTANT ush26_operation := 2;
ush26_control        : CONSTANT ush26_operation := 3;

SUBTYPE ush26_data IS send_control_block;
-- data passed to SEND_CONTROL for operations on
-- AN/USH-26 devices.

-- Data structures used in communication with the AN/USQ-69.

usq69_programs : CONSTANT := 4;
-- This is the number of channel programs in
-- CHANNEL_IO for AN/USQ-69 devices.

SUBTYPE usq69_operation IS operation;
-- Used to indicate to CHANNEL_IO which channel
-- program to use.

usq69_reset_channel : CONSTANT usq69_operation := 0;
usq69_header        : CONSTANT usq69_operation := 1;
usq69_read_data     : CONSTANT usq69_operation := 2;
usq69_write_data    : CONSTANT usq69_operation := 3;
usq69_eot           : CONSTANT usq69_operation := 4;

SUBTYPE usq69_data IS send_control_block;
-- information needed to do I/O to a AN/USQ-69 device.

rd358_programs : CONSTANT := 3;
-- This is the number of channel programs in
-- CHANNEL_IO for RD-358 devices.

```

```
SUBTYPE rd358_operation IS operation;  
  -- Used to indicate to CHANNEL_IO which channel  
  -- program to use.
```

```
rd358_reset_channel : CONSTANT rd358_operation := 0;  
rd358_read_data     : CONSTANT rd358_operation := 1;  
rd358_write_data    : CONSTANT rd358_operation := 2;  
rd358_control       : CONSTANT rd358_operation := 3;
```

```
SUBTYPE rd358_data IS send_control_block;  
  -- information needed to do I/O to an RD-358 device.
```

-- Below are the types used for intercomputer I/O operations.

```
ic_programs : CONSTANT := 10;  
  -- This is the number of channel programs in  
  -- CHANNEL_IO for AN/USH-26 devices.
```

```
SUBTYPE intercomputer_operation IS operation;  
  -- Used to indicate to CHANNEL_IO which channel  
  -- program to use.
```

```
ic_reset_channel : CONSTANT intercomputer_operation := 0;  
ic_read_data     : CONSTANT intercomputer_operation := 1;  
ic_write_data    : CONSTANT intercomputer_operation := 2;  
ic_control       : CONSTANT intercomputer_operation := 3;
```

```
SUBTYPE intercomputer_data IS send_control_block;  
  -- information needed to do I/O to an  
  -- intercomputer channel
```

-- Data type identifiers for RECEIVE_CONTROL.

```
TYPE io_status_word IS NEW long_integer RANGE 0..65535;  
  -- Used to pass I/O status word to  
  -- RECEIVE_CONTROL.
```

```
SUBTYPE external_interrupt_word IS  
  system.external_interrupt_word;
```

```
-----  
-- SEND_CONTROL is an overloaded Ada procedure which passes I/O  
-- control information to a procedure in CHANNEL_IO in order to  
-- carry out a read, write, or control operation. In Ada/M,  
-- there are two overloaded subprograms for SEND_CONTROL, one  
-- to be used when the physical channel number is already  
-- known, and one to be used when only a logical device name is  
-- available.  
--
```

```
-- If the version which uses a logical device name is used, it
-- will return the channel and unit numbers in the data record
-- for use in subsequent calls to LOW_LEVEL_IO.
```

```
-- It is recommended that for speed purposes, the logical name
-- be used only on the first request (usually the RESET
-- request). The actual channel and unit numbers will be
-- returned by this request and can be used in subsequent
-- requests.
```

```
-- SEND_CONTROL for all devices when the channel number
-- (the device) is already known.
```

```
PROCEDURE SEND_CONTROL (
    device : IN low_level_io.io_channel_range;
        -- Channel number of the peripheral device.
    data : IN OUT low_level_io.send_control_block
        -- I/O control information for ALL devices.
);
```

```
-- SEND_CONTROL for all devices when using a
-- logical device name.
```

```
PROCEDURE SEND_CONTROL (
    device : IN STRING := "";
        -- The logical device name of the
        -- device to communicate with.
    data : IN OUT low_level_io.send_control_block
        -- I/O control information for ALL devices.
);
```

```
-- RECEIVE_CONTROL is a procedure which passes I/O control
-- information to a procedure in CHANNEL_IO in order to obtain
-- the value of the status word for the specified channel.
```

```
PROCEDURE RECEIVE_CONTROL (
    device : IN low_level_io.io_channel_range;
        -- Specifies device type for which status is requested.
    data : IN OUT low_level_io.io_status_word
        -- Returns the status word for
        -- the channel specified.
);
```

```
-- RECEIVE_CONTROL for getting the external interrupt
```

```
-- data for the specified channel.  
PROCEDURE RECEIVE_CONTROL (  
    device : IN low_level_io.io_channel_range;  
        -- Channel number of the peripheral device.  
    data : IN OUT low_level_io.external_interrupt_word  
        -- External interrupt word for channel specified.  
);
```

```
-- RECEIVE_CONTROL for getting input transfer count  
-- for the specified channel.  
PROCEDURE RECEIVE_CONTROL (  
    device : IN low_level_io.io_channel_range;  
        -- Channel number of the peripheral device.  
    data : IN OUT integer  
        -- Input count for channel specified.  
);
```

F.12 System-Defined Exceptions

In addition to the exceptions defined in the Ada Language Reference Manual, this implementation pre-defines the exceptions shown in Table F-2 below.

Name	Significance
ACCESS_CHECK	The ACCESS_CHECK exception has been raised explicitly within the program.
CAPACITY_ERROR	Raised by the Run-Time Executive when Pre-Runtime specified resource limits are exceeded.
DISCRIMINANT_CHECK	DISCRIMINANT_CHECK exception has been raised explicitly within the program.
DIVISION_CHECK	The DIVISION_CHECK exception has been raised explicitly within the program.
ELABORATION_CHECK	The ELABORATION_CHECK exception has been raised explicitly within the program.
INDEX_CHECK	The INDEX_CHECK exception has been raised explicitly within the program.
LENGTH_CHECK	The LENGTH_CHECK exception has been raised explicitly within the program.
OVERFLOW_CHECK	The OVERFLOW_CHECK exception has been raised explicitly within the program.
RANGE_CHECK	The RANGE_CHECK exception has been raised explicitly within the program.
SYSTEM_ERROR	Serious error detected in underlying AN/UYK-43 operating system.
UNRESOLVED_REFERENCE	Attempted call to a subprogram whose body is not linked into the executable program image.

Table F-2 - System Defined Exceptions

F.13 Machine Code Insertions

The Ada language permits machine code insertions as defined in Section 13.8 of the Ada Language Reference Manual. This section describes the specific details for writing machine code insertions as provided by the predefined package `MACHINE_CODE`.

You may, if desired, include AN/UYK-44 or AN/AYK-14 instructions within an Ada program. This is done by including a procedure in the program which contains only record aggregates defining machine instructions. The package `MACHINE_CODE`, included in the system program library, contains type, record, and constant declarations which are used to form the instructions. Each field of the aggregate contains a field of the resulting machine instruction. These fields are specified in the order in which they appear in the actual instruction.

A procedure containing machine-code insertions looks similar to this:

```
with machine_code; use machine_code;
procedure machine_samples is
begin
  instr'(OPCODE,A,M,Y); -- first instruction
  instr'(OPCODE,A,M,Y); -- second instruction
  ...
  instr'(OPCODE,A,M,Y); -- last instruction
end;
```

OPCODE, A, M, and Y in all these examples are replaced by the actual opcode, A register, M register, and Y field desired for each AN/UYK-44 or AN/AYK-14 instruction. Whenever possible, MACRO/M mnemonics are used to specify the opcode field. The A and M register fields are specified as R0, R1, ... R15. The Y field may be specified by any static expression which will fit in a 16-bit integer. For certain instructions such as unary arithmetic operations, the opcode and either the A or M register determine which instruction is executed. The specification of these instructions and certain others is somewhat more complicated and is explained in detail below. Here are some examples of possible MACRO/M instructions and the Ada/M record aggregates that correspond to them:

MACRO/M	Ada/M
-----	-----
spt A,Y,M	instr'(spt,A,M,Y);
lr A,M	instr'(lr,A,M);
l A,Y,M	instr'(l,A,M,Y);
mi A,M	instr'(mi,A,M);
ork A,Y,M	instr'(ork,A,M,Y);

In some cases, A or M register fields do not appear in the MACRO/M instruction because the field is always zero in the machine instruction. R0 must be used in that field of the record aggregate in Ada/M, however, since no missing fields are allowed. Here are some examples where that occurs:

MACRO/M	Ada/M
-----	-----
lpi M	instr'(lpi,r0,M);
lp Y,M	instr'(lp,r0,M,Y);
sfsc M	instr'(sfsc,r0,M);

Some MACRO/M mnemonics are ambiguous and are assembled into one of two or more opcodes based on the operands specified in the instruction. Ada/M opcode mnemonics must be unambiguous, so either the letter K (indicating an RK format instruction) or the letter X (indicating an RX format instruction) has been added to the end of otherwise ambiguous mnemonics. Some examples of this are as follows:

MACRO/M	Ada/M
-----	-----
jz A,Y,M	instr'(jzk,A,M,Y);
jp A,*Y,M	instr'(jpx,A,M,Y);

For those MACRO/M mnemonics which determine both the opcode and either the A or M register, the MACRO/M mnemonic (disambiguated as above if necessary) is used for the A or M field and an opcode mnemonic is invented. Some examples of this are as follows:

MACRO/M	Ada/M
-----	-----
pr A	instr'(ua_opcode,A,pr);
drtr A	instr'(ua_opcode,A,drtr);
sqr A	instr'(us_opcode,A,sqr);
jne Y,M	instr'(cjk_opcode,jnek,M,Y);
hcr	instr'(ec_opcode,hcr,r0);

You must be able to include data as well as instructions in machine code. The MACHINE_CODE package defines record types which allow you to create Indirect words, signed bytes, unsigned bytes, words, double words, and floating point numbers. The format for including data is as follows:

Data	Ada/M
----	-----
indirect word (iw J,Y,X)	indirect_word'(J,X,Y);
unsigned byte (0 .. 255)	unsigned_byte_value'(VALUE);
word (16-bit value)	word_value'(VALUE);
double word (32-bit value)	double_word_value'(VALUE);
float value (32-bit value)	float_value'(VALUE);

Table F-3 contains a list of MACRO/M instructions and their Ada/M machine code equivalents, sorted by MACRO/M mnemonic.

MACRO/M	Ada/M
a A,Y,M	instr'(a,A,M,Y);
acos A	instr'(mf_opcode,A,acos);
acr M	instr'(lpar,r0,M);
ad A,Y,M	instr'(ad,A,M,Y);
adi A,M	instr'(adi,A,M);
adr A,M	instr'(adr,A,M);
ai A,M	instr'(ai,A,M);
ak A,Y,M	instr'(ak,A,M,Y);
ald A,Y,M	instr'(ald,A,M,Y);
aldr A,M	instr'(aldr,A,M);
alog A	instr'(mf_opcode,A,alog);
als A,Y,M	instr'(als,A,M,Y);
alsr A,M	instr'(alsr,A,M);
and A,Y,M	instr'(and,A,M,Y);
andi A,M	instr'(andi,A,M);
andk A,Y,M	instr'(andk,A,M,Y);
andr A,M	instr'(andr,A,M);
ar A,M	instr'(ar,A,M);
ard A,Y,M	instr'(ard,A,M,Y);
ardr A,M	instr'(ardr,A,M);
ars A,Y,M	instr'(ars,A,M,Y);
arsr A,M	instr'(arsr,A,M);
asin A	instr'(mf_opcode,A,asin);
atan A	instr'(mf_opcode,A,atan);
ba A,Y,M	instr'(ba,A,M,Y);
bc A,Y,M	instr'(bc,A,M,Y);
bci A,M	instr'(bci,A,M);
bcx A,Y,M	instr'(bcx,A,M,Y);
bcxi A,M	instr'(bcxi,A,M);
bf Y,M	instr'(bf,r0,M,Y);
bfi M	instr'(bfi,r0,M);
bl A,Y,M	instr'(bl,A,M,Y);
bli A,M	instr'(bli,A,M);
blx A,Y,M	instr'(blx,A,M,Y);
blxi A,M	instr'(blxi,A,M);
bs A,Y,M	instr'(bs,A,M,Y);
bsi A,M	instr'(bsi,A,M);
bsu A,Y,M	instr'(bsu,A,M,Y);
bsx A,Y,M	instr'(bsx,A,M,Y);
bsxi A,M	instr'(bsxi,A,M);
built-in test - dec	instr'(bit_opcode,dec);
built-in test - eec	instr'(bit_opcode,eec);

Table F-3a - Machine Code Instructions

MACRO/M	Ada/M
built-in test - icp	instr'(bit_opcode,icp);
built-in test - ids	instr'(bit_opcode,ids);
built-in test - imp	instr'(bit_opcode,imp);
built-in test - lrm	instr'(bit_opcode,lrm);
built-in test - rscs	instr'(bit_opcode,rscs);
built-in test - sel	instr'(bit_opcode,sel);
built-in test - srm	instr'(bit_opcode,srm);
c A,Y,M	instr'(c,A,M,Y);
cbr A,M	instr'(cbr,A,M);
ccr A,M	instr'(lpar,A,M);
cd A,Y,M	instr'(cd,A,M,Y);
cdi A,M	instr'(cdi,A,M);
cdr A,M	instr'(cdr,A,M);
ci A,M	instr'(ci,A,M);
ck A,Y,M	instr'(ck,A,M,Y);
cl A,Y,M	instr'(cl,A,M,Y);
cld A,Y,M	instr'(cld,A,M,Y);
cldr A,M	instr'(cldr,A,M);
cli A,M	instr'(cli,A,M);
clk A,Y,M	instr'(clk,A,M,Y);
clr A,M	instr'(clr,A,M);
cls A,Y,M	instr'(cls,A,M,Y);
clsr A,M	instr'(clsr,A,M);
cm A,Y,M	instr'(cm,A,M,Y);
cmi A,M	instr'(cmi,A,M);
cmk A,Y,M	instr'(cmk,A,M,Y);
cmr A,M	instr'(cmr,A,M);
cnt A	instr'(us_opcode,A,cnt);
cos A	instr'(mf_opcode,A,cos);
cr A,M	instr'(cr,A,M);
d A,Y,M	instr'(d,A,M,Y);
data - double word	double_word_value'(VALUE);
data - float	float_value'(VALUE);
data - signed byte	signed_byte_value'(VALUE);
data - unsigned byte	unsigned_byte_value'(VALUE);
data - word	word_value'(VALUE);
dcir	instr'(uc_opcode,r0,dcir);
dcr	instr'(uc_opcode,r0,dcr);
dd A,Y,M	instr'(dd,A,M,Y);
ddi A,M	instr'(ddi,A,M);
ddr A,M	instr'(ddr,A,M);
di A,M	instr'(di,A,M);
dk A,Y,M	instr'(dk,A,M,Y);

Table F-3b - Machine Code Instructions (Continued)

MACRO/M	Ada/M
dm	instr'(uc_opcode,r0,dm);
dr A,M	instr'(dr,A,M);
dror A	instr'(ua_opcode,A,dror);
drtr A	instr'(ua_opcode,A,drtr);
ecir	instr'(uc_opcode,r0,ecir);
ecr	instr'(uc_opcode,r0,ecr);
er A	instr'(uc_opcode,A,er);
exp A	instr'(mf_opcode,A,exp);
fa A,Y,M	instr'(fa,A,M,Y);
fai A,M	instr'(fai,A,M);
far A,M	instr'(far,A,M);
fc A,Y	instr'(mp_opcode,A,fc); word_value'(Y);
fd A,Y,M	instr'(fd,A,M,Y);
fdi A,M	instr'(fdi,A,M);
fdr A,M	instr'(fdr,A,M);
flc A	instr'(mp_opcode,A,flc);
flcd A	instr'(mp_opcode,A,flcd);
fm A,Y,M	instr'(fm,A,M,Y);
fmi A,M	instr'(fmi,A,M);
fmr A,M	instr'(fmr,A,M);
fsu A,Y,M	instr'(fsu,A,M,Y);
fsui A,M	instr'(fsui,A,M);
fsur A,M	instr'(fsur,A,M);
fxc A	instr'(mp_opcode,A,fxc);
fxcd A	instr'(mp_opcode,A,fxcd);
ib A	instr'(us_opcode,A,ib);
ick A,Y	instr'(e6_opcode,A,ick,Y);
ioc A,Y,M	instr'(iocr,A,M); word_value'(Y);
iocr	instr'(iocr,r0,r0);
iror A	instr'(ua_opcode,A,iror);
irtr A	instr'(ua_opcode,A,irtr);
is A	instr'(us_opcode,A,is);
iw Y,Y,X	indirect_word'(J,X,Y);
j *Y,M	instr'(cjsx_opcode,jx,M);
j Y,M	instr'(cjk_opcode,jk,M);
jb *Y,M	instr'(cjsx_opcode,jbx,M);
jb Y,M	instr'(cjk_opcode,jbk,M);
jbr M	instr'(cjr_opcode,jbr,M);
jc *Y,M	instr'(cjsx_opcode,jcx,M);
jc Y,M	instr'(cjk_opcode,jck,M);
jcr M	instr'(cjr_opcode,jcr,M);
je *Y,M	instr'(cjsx_opcode,jex,M);
je Y,M	instr'(cjk_opcode,jek,M);

Table F-3c - Machine Code Instructions (Continued)

MACRO/M	Ada/M
jer M	instr'(cjr_opcode, jer, M);
jge *Y, M	instr'(cjsx_opcode, jgex, M);
jge Y, M	instr'(cjk_opcode, jgek, M);
jger M	instr'(cjr_opcode, jger, M);
jks 1, *Y, M	instr'(cjsx_opcode, jksx1, M);
jks 1, Y, M	instr'(cjk_opcode, jksk1, M);
jks 2, *Y, M	instr'(cjsx_opcode, jksx2, M);
jks 2, Y, M	instr'(cjk_opcode, jksk2, M);
jksr 1, M	instr'(cjr_opcode, jksr1, M);
jksr 2, M	instr'(cjr_opcode, jksr2, M);
jlm *Y, M	instr'(jlmx, r0, M, Y);
jlm Y, M	instr'(jlmk, r0, M, Y);
jlr A, *Y, M	instr'(jlr_x, A, M, Y);
jlr A, Y, M	instr'(jlr_k, A, M, Y);
jlrr A, M	instr'(jlrr, A, M);
jls *Y, M	instr'(cjsx_opcode, jlsx, M);
jls Y, M	instr'(cjk_opcode, jlsk, M);
jlrsr M	instr'(cjr_opcode, jlrsr, M);
jn A, *Y, M	instr'(jnx, A, M, Y);
jn A, Y, M	instr'(jnk, A, M, Y);
jne *Y, M	instr'(cjsx_opcode, jnex, M);
jne Y, M	instr'(cjk_opcode, jnek, M);
jner M	instr'(cjr_opcode, jner, M);
jnr A, M	instr'(jnr, A, M);
jnz A, *Y, M	instr'(jnz_x, A, M, Y);
jnz A, Y, M	instr'(jnz_k, A, M, Y);
jnzr A, M	instr'(jnzr, A, M);
jo *Y, M	instr'(cjsx_opcode, jox, M);
jo Y, M	instr'(cjk_opcode, jok, M);
jor M	instr'(cjr_opcode, jor, M);
jp A, *Y, M	instr'(jpx, A, M, Y);
jp A, Y, M	instr'(jpk, A, M, Y);
jpr A, M	instr'(jpr, A, M);
jpt *Y, M	instr'(cjsx_opcode, jptx, M);
jpt Y, M	instr'(cjk_opcode, jptk, M);
jprr M	instr'(cjr_opcode, jprr, M);
jr M	instr'(cjr_opcode, jr, M);
js *Y, M	instr'(cjsx_opcode, jsx, M);
js Y, M	instr'(cjk_opcode, jsk, M);
jsr M	instr'(cjr_opcode, jsr, M);
jz A, *Y, M	instr'(jzx, A, M, Y);
jz A, Y, M	instr'(jzk, A, M, Y);
jzr A, M	instr'(jzr, A, M);

Table F-3d - Machine Code Instructions (Continued)

MACRO/M	Ada/M
l A,Y,M	instr'(l,A,M,Y);
la A,M	instr'(la,A,M);
lad A,M	instr'(lad,A,M);
lald A,M	instr'(lald,A,M);
lals A,M	instr'(lals,A,M);
lard A,M	instr'(lard,A,M);
lari A,M	instr'(lari,A,M);
larm A,Y,M	instr'(larm,A,M,Y);
larr A,M	instr'(larr,A,M);
lars A,M	instr'(lars,A,M);
lbxi A,Y,M	instr'(lbxi,A,M,Y);
lc A,M	instr'(lc,A,M);
lcep A	instr'(us_opcode,A,lcep);
lclc A,M	instr'(lclc,A,M);
lclld A,M	instr'(lclld,A,M);
lcr A	instr'(uc_opcode,A,lcr);
lcrd A	instr'(uc_opcode,A,lcrd);
ld A,Y,M	instr'(ld,A,Y,M);
ldi A,M	instr'(ldi,A,M);
ldiv A,M	instr'(ldiv,A,M);
ldx A,Y,M	instr'(ldx,A,M,Y);
ldxi A,M	instr'(ldxi,A,M);
lem A	instr'(uc_opcode,A,lem);
li A,M	instr'(li,A,M);
lir A,M	instr'(lir,A,M);
lj D	instr'(lj,D);
lje D	instr'(lje,D);
ljge D	instr'(ljge,D);
lji D	instr'(lji,D);
ljlm D	instr'(ljlm,D);
ljls D	instr'(ljls,D);
ljne D	instr'(ljne,D);
lk A,Y,M	instr'(lk,A,M,Y);
ll A,M	instr'(ll,A,M);
llrd A,M	instr'(llrd,A,M);
llrs A,M	instr'(llrs,A,M);
lm A,Y,M	instr'(lm,A,M,Y);
lmap A,Y,M	instr'(lmap,A,M,Y);
lmr A,Y,M	instr'(lmr,A,M,Y);
lmul A,M	instr'(lmul,A,M);
lp Y,M	instr'(lp,r0,M,Y);
lpa A,Y,M	instr'(lpa,A,M,Y);
lpai A,M	instr'(lpai,A,M);

Table F-3e - Machine Code Instructions (Continued)

MACRO/M	Ada/M
lpak A,Y,M	instr'(lpak,A,M,Y);
lpar A,M	instr'(lpar,A,M);
lpi M	instr'(lpi,r0,M);
lpl A,Y,M	instr'(lpl,A,M,Y);
lpli A,M	instr'(lpli,A,M);
lpr A	instr'(uc_opcode,A,lpr);
lr A,M	instr'(lr,A,M);
lrd A,Y,M	instr'(lrd,A,M,Y);
lrdr A,M	instr'(lrdr,A,M);
lrs A,Y,M	instr'(lrs,A,M,Y);
lrsr A,M	instr'(lrsr,A,M);
lsor A	instr'(uc_opcode,A,lsor);
lstr A	instr'(uc_opcode,A,lstr);
lsu A,M	instr'(lsu,A,M);
lsud A,M	instr'(lsud,A,M);
lx A,Y,M	instr'(lx,A,M,Y);
lxi A,M	instr'(lxi,A,M);
m A,Y,M	instr'(m,A,M,Y);
mb A,M	instr'(mb,A,M);
mdi A,M	instr'(mdi,A,M);
mdm A,Y,M	instr'(mdm,A,M,Y);
mdr A,M	instr'(mdr,A,M);
mi A,M	instr'(mi,A,M);
mk A,Y,M	instr'(mk,A,M,Y);
mr A,M	instr'(mr,A,M);
ms A,Y,M	instr'(ms,A,M,Y);
msi A,M	instr'(msi,A,M);
msk A,Y,M	instr'(msk,A,M,Y);
msr A,M	instr'(msr,A,M);
nf A	instr'(mp_opcode,A,nf);
nr A	instr'(ua_opcode,A,nr);
ock A,Y	instr'(e6_opcode,A,ock,Y);
ocr A	instr'(ua_opcode,A,ocr);
or A,Y,M	instr'(or,A,M,Y);
ori A,M	instr'(ori,A,M);
ork A,Y,M	instr'(ork,A,M,Y);
orr A,M	instr'(orr,A,M);
pr A	instr'(ua_opcode,A,pr);
qal A,Y	instr'(mp_opcode,A,qal); word_value'(Y);
qar A,Y	instr'(mp_opcode,A,qar); word_value'(Y);
qgt A,Y,M	instr'(qgt,A,M,Y);
qpb A,Y,M	instr'(qpb,A,M,Y);

Table F-3f - Machine Code Instructions (Continued)

MACRO/M	Ada/M
qpt A,Y,M	instr'(qpt,A,M,Y);
rex Y,M	instr'(rex,r0,M,Y);
rf A	instr'(mp_opcode,A,rf);
rfp A	instr'(mp_opcode,A,rfp);
rh A	instr'(mp_opcode,A,rh);
rhp A	instr'(mp_opcode,A,rhp);
rim A,Y,M	instr'(smap,A,M,Y);
rr A	instr'(ua_opcode,A,rr);
rvr A	instr'(us_opcode,A,rvr);
s A,Y,M	instr'(s,A,M,Y);
sari A,M	instr'(sari,A,M);
sarm A,Y,M	instr'(sarm,A,M,Y);
sarr A,M	instr'(sarr,A,M);
sbr A,M	instr'(sbr,A,M);
sbxi A,Y,M	instr'(sbxi,A,M,Y);
scr A	instr'(uc_opcode,A,scr);
scrd A	instr'(uc_opcode,A,scrd);
sd A,Y,M	instr'(sd,A,M,Y);
sdi A,M	instr'(sdi,A,M);
sdx A,Y,M	instr'(sdx,A,M,Y);
sdxi A,M	instr'(sdxi,A,M);
sedr A,M	instr'(sedr,A,M);
ser A,M	instr'(ser,A,M);
sfr A	instr'(us_opcode,A,sfr);
sgt A,Y,M	instr'(sgt,A,M,Y);
si A,M	instr'(si,A,M);
sin A	instr'(mf_opcode,A,sin);
sir A,M	instr'(sir,A,M);
sm A,Y,M	instr'(sm,A,M,Y);
smap A,Y,M	instr'(smap,A,M,Y);
smc A	instr'(us_opcode,A,smc);
smr A,Y,M	instr'(smr,A,M,Y);
spl A,Y,M	instr'(spl,A,M,Y);
spli A,M	instr'(spli,A,M);
spt A,Y,M	instr'(spt,A,M,Y);
sqr A	instr'(us_opcode,A,sqr);
sqrt A	instr'(us_opcode,A,sqrt);
ssor A	instr'(uc_opcode,A,ssor);
sstr A	instr'(uc_opcode,A,sstr);
su A,Y,M	instr'(su,A,M,Y);
sud A,Y,M	instr'(sud,A,M,Y);
sudi A,M	instr'(sudi,A,M);
sudr A,M	instr'(sudr,A,M);

Table F-3g - Machine Code Instructions (Continued)

MACRO/M	Ada/M
sui A,M	instr'(sui,A,M);
suk A,Y,M	instr'(suk,A,M,Y);
sur A,M	instr'(sur,A,M);
sx A,Y,M	instr'(sx,A,M,Y);
sxi A,M	instr'(sxi,A,M);
sz Y,M	instr'(sz,r0,M,Y);
szi M	instr'(szi,r0,M);
tan A	instr'(mf_opcode,A,tan);
tcd r A	instr'(ua_opcode,A,tcdr);
tcr A	instr'(ua_opcode,A,tcr);
vf A	instr'(mp_opcode,A,vf);
vfp A	instr'(mp_opcode,A,vfp);
vh A	instr'(mp_opcode,A,vh);
vhp A	instr'(mp_opcode,A,vhp);
wcm A,Y,M	instr'(lmap,A,M,Y);
wcmk AM,Y	instr'(e6_opcode,A,M,Y);
wim A,Y,M	instr'(lmap,A,M,Y);
wimk A,Y,M	instr'(e6_opcode,A,M,Y);
xj A,*Y,M	instr'(xjx,A,M,Y);
xj A,Y,M	instr'(xjk,A,M,Y);
xjr A,M	instr'(xjr,A,M);
xor A,Y,M	instr'(xor,A,M,Y);
xori A,M	instr'(xori,A,M);
xork A,Y,M	instr'(xork,A,M,Y);
xorr A,M	instr'(xorr,A,M);
xsdi A,M	instr'(xsdi,A,M);
xsi A,M	instr'(xsi,A,M);
zbr A,M	instr'(zbr,A,M);

Table F-3h - Machine Code Instructions (Continued)