

AD-A263 528

MENTATION PAGE

Form Approved  
OMB No 0704-0188



is estimated to average 1 hour per response including the time for reviewing instructions, searching existing data sources, gathering and reviewing the collection of information, sending comments regarding this burden estimate or any other aspect of this burden to Washington Headquarters Services, Directorate for Information Operations and Reports, 1215 Jefferson Blvd, Washington, DC 20540, and to the Office of Management and Budget, Paperwork Reduction Project (0704-0188), Washington, DC 20503

1. AGENCY USE ONLY (Leave blank)	2. REPORT DATE 1993	3. REPORT TYPE AND DATES COVERED	
4. TITLE AND SUBTITLE Prime Control Awards by FSC/SVC and Purchasing Office in Excess of \$100, 000. FY 1992 (1005 Gun, th <del>ree</del> 30mm -8130 Reel & Spools)		5. FUNDING NUMBERS	
6. AUTHOR(S)			
7. PERFORMING ORGANIZATION NAME(S) AND ADDRESS(ES) WHS/DIOR DIRECTORATE FOR INFORMATION OPERATIONS AND REPORTS WASHINGTON HEADQUARTERS SERVICES (DOD) DC		8. PERFORMING ORGANIZATION REPORT NUMBER  DIOR-ST-28-93-PT-1	
9. SPONSORING/MONITORING AGENCY NAME(S) AND ADDRESS(ES) WHS/DIOR DIRECTORATE FOR INFORMATION OPERATIONS AND REPORTS WASHINGTON HEADQUARTERS SERVICES (DOD) DC		10. SPONSORING/MONITORING AGENCY REPORT NUMBER	
11. SUPPLEMENTARY NOTES			

12a DISTRIBUTION AVAILABILITY STATEMENT APPROVED FOR PUBLIC RELEASE: DISTRIBUTION UNLIMITED. AUTH: WHS/DIOR (MR. DAUL (703) 746-0786 PER TELECON 24 FEB 93 CB	12b DISTRIBUTION CODE
--	-----------------------

ABSTRACT

98

**DTIC**  
**ELECTE**  
**S B D**  
MAY 03 1993

93-09264

UNCLASSIFIED UNRESTRICTED 8

Accession For	
NTIS GRA&I	<input checked="" type="checkbox"/>
DTIC TAB	<input type="checkbox"/>
Unannounced	<input type="checkbox"/>
Justification	
By	
Distribution/	
Availability Codes	
Dist	Avail and/or Special
A-1	

14. SUBJECT TERMS			15. NUMBER OF PAGES 578
			16. PRICE CODE
17. SECURITY CLASSIFICATION OF REPORT	18. SECURITY CLASSIFICATION OF THIS PAGE	19. SECURITY CLASSIFICATION OF ABSTRACT	20. LIMITATION OF ABSTRACT

# Prime Contract Awards by FSC/SVC and Purchasing Office in Excess of \$100,000

Dollars In Thousands

FY 1992

1005 Guns, through 30 mm

DEPT	STATE	CITY	PURCHASE OFFICE	TOTAL ALL AWARDS ACTIONS	TOTAL ALL AWARDS DOLLARS	U.S. BUSINESS ACTIONS	U.S. BUSINESS DOLLARS	SMALL BUSINESS ACTIONS	SMALL BUSINESS DOLLARS
ARMY	GA	Fort Benning	Commander USA Infantry Center	1	124	1	124	0	0
ARMY	IL	Rock Island	HQ AMCCOM	184	175,398	159	139,587	96	26,701
ARMY	NY	New York	USAREUR Contracting Center	4	18,011	0	0	0	0
NAVY	CA	Pomona	Defense Plant Representative Off	1	521	1	521	0	0
NAVY	DC	Washington	Marine Corps	3	487	2	127	0	0
NAVY	VA	Quantico MCD&EC	Marine Corps Systems Command	2	402	1	29	1	29
NAVY	PA	Philadelphia	Naval Aviation Support Office	15	6,966	15	6,966	4	191
NAVY	DC	National Visitor Cen	Naval Sea Systems Command	25	41,016	15	24,578	1	115
NAVY	IN	Crane NAVWSC	Naval Weapons Support Center	15	3,462	14	3,429	11	2,646
NAVY	PA	Mechanicsburg	Navy Ships Parts Control Center	33	5,967	31	5,812	12	2,481
AIR FORCE	UT	Hill AFB	Ogden ALC/LAK	1	206	1	206	0	0
AIR FORCE	GA	Robins AFB	Warner Robins ALC/LKK	43	229-	40	579-	19	228
AIR FORCE	GA	Robins AFB	Warner Robins ALC/PKP	9	2,706-	9	2,706-	9	2,706-
DLA	OH	Columbus	Defense Construction Supply Ctr	20	2,210	20	2,210	18	2,104
<b>TOTAL</b>		<b>1005 Guns, through 30 mm</b>		<b>365</b>	<b>251,980</b>	<b>316</b>	<b>180,461</b>	<b>175</b>	<b>29,849</b>

Prepared by:

Washington Headquarters Services  
Directorate for Information  
Operations and Reports

# Prime Contract Awards by FSC/SVC and Purchasing Office in Excess of \$100,000

Dollars In Thousands

FY 1992

1010 Guns, over 30 mm up to 75 mm		PURCHASE OFFICE		TOTAL ALL AWARDS	U.S. BUSINESS	SMALL BUSINESS	
DEPT	STATE CITY			ACTIONS DOLLARS	ACTIONS DOLLARS	ACTIONS DOLLARS	
ARMY	IL Rock Island		HQ AMCCOM	17	27,138	7	392
NAVY	DC Washington		Marine Corps	3	730	3	730
NAVY	DC National Visitor Cen		Naval Sea Systems Command	1	523	0	0
NAVY	VA Dahlgren		Naval Surface Weapons Center	3	128	2	81
NAVY	IN Crane NAWWSC		Naval Weapons Support Center	2	174	2	174
<b>TOTAL</b>	<b>1010 Guns, over 30 mm up to 75 mm</b>			<b>31</b>	<b>28,983</b>	<b>17</b>	<b>1,543</b>

Prepared by:

Washington Headquarters Services  
Directorate for Information  
Operations and Reports

# Prime Contract Awards by FSC/SVC and Purchasing Office in Excess of \$100,000

Dollars in Thousands

FY 1992

## 1015 Guns, 75 mm through 125 mm

DEPT	STATE	CITY	PURCHASE OFFICE	TOTAL ALL AWARDS ACTIONS	TOTAL ALL AWARDS DOLLARS	U. S. BUSINESS ACTIONS	U. S. BUSINESS DOLLARS	SMALL BUSINESS ACTIONS	SMALL BUSINESS DOLLARS
ARMY	IL	Rock Island	HQ AMCCOM	50	2,955	45	2,778	36	2,886
ARMY	NJ	Picatinny Arsenal	HQ AMCCOM	16	68,756	12	68,317	3	9,354
ARMY	NY	Watervliet	Watervliet Arsenal	35	7,759	30	5,611	15	2,541
NAVY	MN	Minneapolis	Defense Plant Representative Off	2	3,785-	0	0	0	0
NAVY	DC	Washington	Marine Corps	1	580	0	0	0	0
NAVY	KY	Louisville	Naval Ordnance Station	3	892	1	639	1	639
NAVY	DC	National Visitor Cen	Naval Sea Systems Command	2	2,000	0	0	0	0
NAVY	PA	Mechanicsburg	Navy Ships Parts Control Center	3	158	2	113	2	113
<b>TOTAL</b>		<b>1015 Guns, 75 mm through 125 mm</b>		<b>117</b>	<b>79,435</b>	<b>95</b>	<b>77,580</b>	<b>60</b>	<b>15,573</b>

Prepared by:

Washington Headquarters Services  
Directorate for Information  
Operations and Reports



# Prime Contract Awards by FSC/SVC and Purchasing Office in Excess of \$100,000

Dollars In Thousands

FY 1992

## 1020 Guns, over 125 mm through 150 mm

DEPT	STATE	CITY	PURCHASE OFFICE	TOTAL ALL ACTIONS	AWARDS DOLLARS	U.S. BUSINESS ACTIONS	BUSINESS DOLLARS	SMALL BUSINESS ACTIONS	BUSINESS DOLLARS
ARMY	NY	Watervliet	Watervliet Arsenal	9	736	8	685	4	256
NAVY	DC	National Visitor	CenNaval Sea Systems Command	3	57,807	1	41,554	0	0
NAVY	PA	Mechanicsburg	Navy Ships Parts Control Center	8	362	8	362	4	77-
DLA	OH	Columbus	Defense Construction Supply Ctr	2	322	2	322	0	0
<b>TOTAL</b>		<b>1020 Guns, over 125 mm through 150 mm</b>		<b>23</b>	<b>59,324</b>	<b>20</b>	<b>43,020</b>	<b>8</b>	<b>179</b>

Prepared by:

Washington Headquarters Services  
Directorate for Information  
Operations and Reports

# Prime Contract Awards by FSC/SVC and Purchasing Office in Excess of \$100,000

Dollars In Thousands

FY 1992

## 1025 Guns, over 150 mm through 200 mm

DEPT	STATE	CITY	PURCHASE OFFICE	TOTAL ALL AWARDS ACTIONS	TOTAL ALL AWARDS DOLLARS	U.S. BUSINESS ACTIONS	U.S. BUSINESS DOLLARS	SMALL BUSINESS ACTIONS	SMALL BUSINESS DOLLARS
ARMY	IL	Rock Island	HQ AMCCOM	31	3,109	29	2,486	26	2,142
ARMY	NJ	Picatinny Arsenal	HQ AMCCOM	7	21,590	7	21,590	0	0
ARMY	MI	Warren	USA Tank-Automotive Command	2	1,287	2	1,287	1	407
ARMY	NY	Watervliet	Watervliet Arsenal	19	1,432	13	1,177	7	293
DLA	OH	Columbus	Defense Construction Supply Ctr	2	104	2	104	2	104
<b>TOTAL</b>		<b>1025 Guns, over 150 mm through 200 mm</b>		<b>62</b>	<b>27,449</b>	<b>54</b>	<b>26,572</b>	<b>36</b>	<b>2,947</b>

Prepared by:

Washington Headquarters Services  
Directorate for Information  
Operations and Reports

# Prime Contract Awards by FSC/SVC and Purchasing Office in Excess of \$100,000

Dollars In Thousands

FY 1992

1030 Guns, over 200 mm through 300 mm

DEPT	STATE	CITY	PURCHASE OFFICE	TOTAL ALL AWARDS ACTIONS	DOLLARS	U.S. BUSINESS ACTIONS	DOLLARS	SMALL BUSINESS ACTIONS	DOLLARS
ARMY	MI	Warren	USA Tank-Automotive Command	1	1,056-	1	1,056-	0	0
NAVY	DC	National Visitor Cen	Naval Sea Systems Command	1	123	1	123	1	123
TOTAL 1030 Guns, over 200 mm through 300 mm				4	970-	4	970-	3	86

Prepared by:

Washington Headquarters Services  
Directorate for Information  
Operations and Reports

# Prime Contract Awards by FSC/SVC and Purchasing Office in Excess of \$100,000

Dollars In Thousands  
FY 1992

1040 Chemical Weapons and Equipment		PURCHASE OFFICE		TOTAL ALL AWARDS	U.S. BUSINESS	SMALL BUSINESS
DEPT	STATE CITY			ACTIONS DOLLARS	ACTIONS DOLLARS	ACTIONS DOLLARS
ARMY	IL Rock Island	HQ AMCCOM		4 1,403-	3 1,454-	3 1,454-
ARMY	MO Aberdeen PROV	HQ AMCCOM		5 2,188	5 2,188	3 782
NAVY	PA Mechanicsburg	Navy Ships Parts Control Center		3 363	3 363	3 363
<b>TOTAL</b>	<b>1040 Chemical Weapons and Equipment</b>			<b>13 1,181</b>	<b>12 1,130</b>	<b>10 276-</b>

Prepared by:

Washington Headquarters Services  
Directorate for Information  
Operations and Reports

**Prime Contract Awards by FSC/SVC and  
Purchasing Office in Excess of \$100,000**

Dollars In Thousands  
FY 1992

1045 Launchers, Torpedo and Depth Charge

DEPT	STATE	CITY	PURCHASE OFFICE	TOTAL ALL AWARDS ACTIONS	DOLLARS	U.S. BUSINESS ACTIONS	DOLLARS	SMALL BUSINESS ACTIONS	DOLLARS
NAVY	DC	National Visitor Cen	Naval Sea Systems Command	3	59,609	1	5,518-	0	0
NAVY	RI	Newport	Naval Underwr Sys Ctr (Code 921)	2	1,202	2	1,202	2	1,202
NAVY	PA	Mechanicsburg	Navy Ships Parts Control Center	2	304	2	304	2	304
<b>TOTAL</b>		<b>1045 Launchers, Torpedo and Depth Charge</b>		<b>10</b>	<b>61,156</b>	<b>7</b>	<b>3,916-</b>	<b>4</b>	<b>1,506</b>

Prepared by:  
Washington Headquarters Services  
Directorate for Information  
Operations and Reports

# Prime Contract Awards by FSC/SVC and Purchasing Office in Excess of \$100,000

Dollars In Thousands  
FY 1992

1055 Launchers, Rocket and Pyrotechnic

DEPT	STATE	CITY	PURCHASE OFFICE	TOTAL ALL AWARDS ACTIONS	DOLLARS	U.S. BUSINESS ACTIONS	DOLLARS	SMALL BUSINESS ACTIONS	DOLLARS
ARMY	IL	Rock Island	HQ AMCCOM	5	3,122	5	3,122	1	908
ARMY	AL	Redstone Arsenal	USA Missile Command	23	32,591	17	19,255	5	8,782
<b>TOTAL</b>		<b>1055 Launchers, Rocket and Pyrotechnic</b>		<b>30</b>	<b>35,836</b>	<b>24</b>	<b>22,499</b>	<b>7</b>	<b>9,722</b>

Prepared by:

Washington Headquarters Services  
Directorate for Information  
Operations and Reports

# Prime Contract Awards by FSC/SVC and Purchasing Office in Excess of \$100,000

Dollars In Thousands

FY 1992

1070 Nets and Booms, Ordnance

DEPT	STATE	CITY	PURCHASE OFFICE	TOTAL ALL AWARDS ACTIONS	DOLLARS	U.S. BUSINESS ACTIONS	DOLLARS	SMALL BUSINESS ACTIONS	DOLLARS
ARMY	AZ	Fort Huachuca	HQ USAISC	2	145	2	145	0	0
TOTAL	1070 Nets and Booms, Ordnance			2	145	2	145	0	0

Prepared by:  
 Washington Headquarters Services  
 Directorate for Information  
 Operations and Reports

# Prime Contract Awards by FSC/SVC and Purchasing Office in Excess of \$100,000

Dollars In Thousands  
FY 1992

## 1075 Degaussing and Mine Sweeping Equipment

DEPT	STATE	CITY	PURCHASE OFFICE	TOTAL ALL AWARDS ACTIONS	AWARDS DOLLARS	U. S. BUSINESS ACTIONS	BUSINESS DOLLARS	SMALL BUSINESS ACTIONS	BUSINESS DOLLARS
NAVY	PA	Philadelphia	Naval Aviation Support Office	2	121	2	121	0	0
NAVY	DC	Washington	Naval Sea Systems Command	1	559	1	559	0	0
NAVY	SC	Charleston	Navy Coastal Systems Center	5	630	5	630	5	630
NAVY	PA	Mechanicsburg	Navy Ships Parts Control Center	59	4,580	59	4,580	21	95
<b>TOTAL</b>		<b>1075 Degaussing and Mine Sweeping Equipment</b>		<b>70</b>	<b>6,046</b>	<b>68</b>	<b>5,972</b>	<b>27</b>	<b>807</b>

Prepared by:

Washington Headquarters Services  
Directorate for Information  
Operations and Reports



ST 28

# Prime Contract Awards by FSC/SVC and Purchasing Office in Excess of \$100,000

Dollars In Thousands

FY 1992

## 1080 Camouflage and Deception Equipment

DEPT	STATE	CITY	PURCHASE OFFICE	TOTAL ALL AWARDS ACTIONS	DOLLARS	U.S. BUSINESS ACTIONS	DOLLARS	SMALL BUSINESS ACTIONS	DOLLARS
ARMY	VA	Warrenton	HQ US Army Garrison	1	840	1	840	0	0
ARMY	MO	St. Louis	USA Troop Support Cmd (TROSCOM)	9	8,513	8	8,444	7	7,844
NAVY	CA	Port Hueneme	Navy Ship Weapon Sys Engineers	1	221	1	221	1	221
<b>TOTAL</b>		<b>1080 Camouflage and Deception Equipment</b>		<b>11</b>	<b>9,574</b>	<b>10</b>	<b>9,505</b>	<b>8</b>	<b>8,065</b>

Prepared by:

Washington Headquarters Services  
Directorate for Information  
Operations and Reports

# Prime Contract Awards by FSC/SVC and Purchasing Office in Excess of \$100,000

Dollars In Thousands

FY 1992

## 1090 Assy Intrcng Btwn Wpns In 2 or More Class

DEPT	STATE	CITY	PURCHASE OFFICE	TOTAL ALL AWARDS ACTIONS	DOLLARS	U. S. BUSINESS ACTIONS	DOLLARS	SMALL BUSINESS ACTIONS	DOLLARS
ARMY	IL	Rock Island	HQ AMCCOM	10	991	10	991	10	991
<b>TOTAL</b>			<b>1090 Assy Intrcng Btwn Wpns In 2 or More Class</b>	<b>10</b>	<b>991</b>	<b>10</b>	<b>991</b>	<b>10</b>	<b>991</b>

Prepared by:

Washington Headquarters Services  
Directorate for Information  
Operations and Reports

# Prime Contract Awards by FSC/SVC and Purchasing Office in Excess of \$100,000

Dollars In Thousands

FY 1992

1095 Miscellaneous Weapons

DEPT	STATE	CITY	PURCHASE OFFICE	TOTAL ALL AWARDS ACTIONS	DOLLARS	U.S. BUSINESS ACTIONS	DOLLARS	SMALL BUSINESS ACTIONS	DOLLARS
ARMY	IL	Rock Island	HQ AMCCOM	10	1,585	9	1,186	6	2,551
ARMY	AL	Redstone Arsenal	USA Missile Command	1	279	1	279	1	279
ARMY	NY	New York	USAREUR Contracting Center	1	296	0	0	0	0
NAVY	IN	Indianapolis	NAC (Weapons Program Branch/613)	1	161	1	161	1	161
NAVY	PA	Philadelphia	Naval Aviation Support Office	37	5,449	37	5,449	19	2,550
NAVY	KY	Louisville	Naval Ordnance Station	6	2,321	6	2,321	1	60-
NAVY	DC	National Visitor Cen	Naval Sea Systems Command	32	400,356	28	331,875	1	3,163
NAVY	VA	Dahlgren	Naval Surface Weapons Center	1	193	1	193	0	0
NAVY	RI	Newport	Naval Underwtr Sys Ctr (Code 921)	2	120	2	120	2	120
NAVY	RI	Naval US	Naval Underwtr Sys Ctr (Code 922)	1	542	1	542	0	0
AIR FORCE	OH	Wright Patterson AFB	AFBASC/YBK	3	102,196	3	102,196	0	0
AIR FORCE	GA	Robins AFB	Warner Robins ALC/LKK	15	797	15	797	13	705
AIR FORCE	GA	Robins AFB	Warner Robins ALC/PAK	5	206-	5	206-	5	206-
DLA	OH	Columbus	Defense Construction Supply Ctr	6	447	6	447	5	412
<b>TOTAL 1095 Miscellaneous Weapons</b>				<b>131</b>	<b>514,688</b>	<b>122</b>	<b>445,333</b>	<b>60</b>	<b>9,586</b>

Prepared by:  
Washington Headquarters Services  
Directorate for Information  
Operations and Reports

**Prime Contract Awards by FSC/SVC and  
Purchasing Office In Excess of \$100,000**

Dollars In Thousands  
FY 1992

1105 Nuclear Bombs		PURCHASE OFFICE	TOTAL ALL AWARDS		U. S. BUSINESS		SMALL BUSINESS	
DEPT	STATE CITY		ACTIONS	DOLLARS	ACTIONS	DOLLARS	ACTIONS	DOLLARS
AIR FORCE	CA Mather AFB	323 LG/LGC	1	190-	1	190-	0	0
<b>TOTAL</b>	<b>1105 Nuclear Bombs</b>		<b>3</b>	<b>96-</b>	<b>3</b>	<b>96-</b>	<b>2</b>	<b>94</b>

*Prepared by:*  
Washington Headquarters Services  
Directorate for Information  
Operations and Reports

# Prime Contract Awards by FSC/SVC and Purchasing Office in Excess of \$100,000

Dollars In Thousands

FY 1992

1110 Nuclear Projectiles		PURCHASE OFFICE	TOTAL ALL AWARDS		U.S. BUSINESS		SMALL BUSINESS	
DEPT	STATE CITY		ACTIONS	DOLLARS	ACTIONS	DOLLARS	ACTIONS	DOLLARS
ARMY	MO St. Louis	USA Aviation Systems Command	2	639	2	639	0	0
ARMY	MI Warren	USA Tank-Automotive Command	2	1,230	2	1,230	0	0
<b>TOTAL</b>	<b>1110 Nuclear Projectiles</b>		<b>4</b>	<b>1,869</b>	<b>4</b>	<b>1,869</b>	<b>0</b>	<b>0</b>

Prepared by:  
Washington Headquarters Services  
Directorate for Information  
Operations and Reports

# Prime Contract Awards by FSC/SVC and Purchasing Office in Excess of \$100,000

Dollars In Thousands

FY 1992

## 1115 Nuclear Warheads and Warhead Sections

DEPT	STATE	CITY	PURCHASE OFFICE	TOTAL ALL AWARDS ACTIONS	DOLLARS	U. S. BUSINESS ACTIONS	DOLLARS	SMALL BUSINESS ACTIONS	DOLLARS
AIR FORCE	TX	Kelly AFB	San Antonio ALC/SWK	6	3,836-	6	3,836-	0	0
<b>TOTAL</b>		<b>1115 Nuclear Warheads and Warhead Sections</b>		<b>6</b>	<b>3,836-</b>	<b>6</b>	<b>3,836-</b>	<b>0</b>	<b>0</b>

Prepared by:

Washington Headquarters Services  
Directorate for Information  
Operations and Reports

ST 28

# Prime Contract Awards by FSC/SVC and Purchasing Office in Excess of \$100,000

Dollars In Thousands  
FY 1992

1135 Fusing and Firing Devices, Nucl Ordnance

DEPT	STATE	CITY	PURCHASE OFFICE	TOTAL ALL AWARDS ACTIONS	U.S. BUSINESS ACTIONS	U.S. BUSINESS DOLLARS	SMALL BUSINESS ACTIONS	SMALL BUSINESS DOLLARS
AIR FORCE	TX	Kelly AFB	San Antonio ALC/SWK	8	8	1,108	2	150
TOTAL	1135	Fusing and Firing Devices, Nucl Ordnance		8	8	1,108	2	150

Prepared by:

Washington Headquarters Services  
Directorate for Information  
Operations and Reports

# Prime Contract Awards by FSC/SVC and Purchasing Office in Excess of \$100,000

Dollars In Thousands

FY 1992

		TOTAL ALL AWARDS		U.S. BUSINESS		SMALL BUSINESS	
DEPT	STATE CITY	ACTIONS	DOLLARS	ACTIONS	DOLLARS	ACTIONS	DOLLARS
1145 Explosive and Pyrotechnic Comps, Nucl Ord							
	PURCHASE OFFICE						
ARMY	AL Redstone Arsenal	1	280	0	0	0	0
	USA Missile Command						
TOTAL	1145 Explosive and Pyrotechnic Comps, Nucl Ord	1	280	0	0	0	0

Prepared by:

Washington Headquarters Services  
Directorate for Information  
Operations and Reports



# Prime Contract Awards by FSC/SVC and Purchasing Office in Excess of \$100,000

Dollars In Thousands  
FY 1992

1190 Specialized Test and Handling Eq. Nucl Ord		PURCHASE OFFICE		TOTAL ALL AWARDS	U. S. BUSINESS	SMALL BUSINESS
DEPT	STATE CITY			ACTIONS	ACTIONS	DOLLARS
NAVY	DC National Visitor Cen			4	4	7,831
AIR FORCE	TX Kelly AFB			18	17	16,093
			San Antonio ALC/SWK			
<b>TOTAL</b>	<b>1190 Specialized Test and Handling Eq. Nucl Ord</b>			<b>25</b>	<b>24</b>	<b>24,011</b>
						<b>1,246</b>

Prepared by:  
Washington Headquarters Services  
Directorate for Information  
Operations and Reports

# Prime Contract Awards by FSC/SVC and Purchasing Office in Excess of \$100,000

Dollars In Thousands

FY 1992

DEPT	STATE	CITY	PURCHASE OFFICE	TOTAL ALL AWARDS ACTIONS	DOLLARS	U. S. BUSINESS ACTIONS	DOLLARS	SMALL BUSINESS ACTIONS	DOLLARS
1195 Miscellaneous Nuclear Ordnance									
ARMY	NJ	Picatinny Arsenal	HQ AMCCOM	1	1,827-	1	1,827-	1	1,827-
AIR FORCE	OK	Tinker AFB	Oklahoma City ALC/PK	2	223	2	223	0	0
TOTAL 1195 Miscellaneous Nuclear Ordnance				6	1,413-	6	1,413-	3	1,690-

*Prepared by:*

Washington Headquarters Services  
Directorate for Information  
Operations and Reports

# Prime Contract Awards by FSC/SVC and Purchasing Office in Excess of \$100,000

Dollars In Thousands

FY 1992

1210 Fire Control Directors		PURCHASE OFFICE		TOTAL ALL AWARDS	U. S. BUSINESS	SMALL BUSINESS
DEPT	STATE CITY			ACTIONS DOLLARS	ACTIONS DOLLARS	ACTIONS DOLLARS
NAVY	DC National Visitor Cen	Naval Sea Systems Command		8 16,825	7 14,187	0 0
NAVY	DC Washington	Naval Sea Systems Command		1 879	1 879	0 0
NAVY	PA Mechanicsburg	Navy Ships Parts Control Center		4 105	3 70	1 51-
<b>TOTAL</b>	<b>1210 Fire Control Directors</b>			<b>15 17,958</b>	<b>13 15,284</b>	<b>1 51-</b>

Prepared by:

Washington Headquarters Services  
Directorate for Information  
Operations and Reports

# Prime Contract Awards by FSC/SVC and Purchasing Office in Excess of \$100,000

Dollars In Thousands

FY 1992

## 1220 Fire Control Computing Sights & Devices

DEPT	STATE	CITY	PURCHASE OFFICE	TOTAL ALL AWARDS ACTIONS	AWARDS DOLLARS	U. S. BUSINESS ACTIONS	U. S. BUSINESS DOLLARS	SMALL BUSINESS ACTIONS	SMALL BUSINESS DOLLARS
ARMY	IL	Rock Island	HQ AMCCOM	13	2,077	8	1,376	4	17
ARMY	NJ	Picatinny Arsenal	HQ AMCCOM	5	14,708	5	14,708	0	0
NAVY	PA	Philadelphia	Naval Aviation Support Office	5	432-	5	432-	0	0
NAVY	IN	Crane NAVWSC	Naval Weapons Support Center	2	171	2	171	2	171
NAVY	PA	Mechanicsburg	Navy Ships Parts Control Center	14	352	9	77	4	128
<b>TOTAL</b>			<b>1220 Fire Control Computing Sights &amp; Devices</b>	<b>39</b>	<b>16,876</b>	<b>29</b>	<b>15,900</b>	<b>10</b>	<b>317</b>

Prepared by:

Washington Headquarters Services  
Directorate for Information  
Operations and Reports

# Prime Contract Awards by FSC/SVC and Purchasing Office in Excess of \$100,000

Dollars In Thousands  
FY 1992

1230 Fire Control Systems, Complete		PURCHASE OFFICE		TOTAL ALL AWARDS	U. S. BUSINESS	SMALL BUSINESS
DEPT	STATE CITY			ACTIONS	ACTIONS	ACTIONS
				DOLLARS	DOLLARS	DOLLARS
ARMY	IL Rock Island	HQ AMCCOM		2	2	2
NAVY	MA Boston	Defense Contract Area Management		2	1,023	1,023
NAVY	NY Great Neck	Defense Plant Representative Off		6	1,826	0
NAVY	DC National Visitor Cen	Naval Sea Systems Command		2	226	0
NAVY	DC Washington	Naval Sea Systems Command		28	2,259-	0
NAVY	CA San Diego	Navy Ocean System Center Code 6		12	96,473	0
NAVY	CA San Diego	Navy Ocean System Center NPRDC		2	1,272	0
NAVY	CT Groton	Supervisor, Shipbuilding Converters		2	180	0
AIR FORCE	OH Wright Patterson AFB	Supervisor, Shipbuilding Converters		2	1,449	0
AIR FORCE	CA McClellan AFB	Sacramento ALC/LAK		2	695	0
				1	893-	0
<b>TOTAL</b>	<b>1230 Fire Control Systems, Complete</b>			<b>63</b>	<b>100,155</b>	<b>58</b>
						<b>6</b>
					<b>101,792</b>	<b>1,185</b>

Prepared by:

Washington Headquarters Services  
Directorate for Information  
Operations and Reports

# Prime Contract Awards by FSC/SVC and Purchasing Office in Excess of \$100,000

Dollars In Thousands  
FY 1992

## 1240 Optical Sighting and Ranging Equipment

DEPT	STATE	CITY	PURCHASE OFFICE	TOTAL ALL AWARDS ACTIONS	TOTAL ALL AWARDS DOLLARS	U.S. BUSINESS ACTIONS	U.S. BUSINESS DOLLARS	SMALL BUSINESS ACTIONS	SMALL BUSINESS DOLLARS
ARMY	IL	Rock Island	HQ AMCCOM	81	132,057	73	115,869	36	11,801
ARMY	AL	Redstone Arsenal	USA Missile Command	11	2,410	11	2,410	4	11,977
ARMY	MI	Warren	USA Tank-Automotive Command	5	558	0	0	0	0
NAVY	VA	Quantico MCD&EC	Marine Corps Systems Command	2	3,578	2	3,578	0	0
NAVY	DC	National Visitor	CenNaval Sea Systems Command	1	5,939	1	5,939	0	0
NAVY	PA	Mechanicsburg	Navy Ships Parts Control Center	3	166	3	166	3	166
AIR FORCE	UT	Hill AFB	Ogden ALC/LAK	1	423	0	0	0	0
AIR FORCE	GA	Robins AFB	Warner Robins ALC/LYK	2	1,287	1	82	1	82
<b>TOTAL</b>			<b>1240 Optical Sighting and Ranging Equipment</b>	<b>112</b>	<b>146,798</b>	<b>95</b>	<b>128,323</b>	<b>47</b>	<b>13,264</b>

Prepared by:

Washington Headquarters Services  
Directorate for Information  
Operations and Reports

# Prime Contract Awards by FSC/SVC and Purchasing Office in Excess of \$100,000

Dollars In Thousands

FY 1992

1250 Fire Control Stabilizing Mechanisms		PURCHASE OFFICE		TOTAL ALL AWARDS	U.S. BUSINESS	SMALL BUSINESS
DEPT	STATE CITY			ACTIONS	DOLLARS	DOLLARS
ARMY	MO St. Louis	USA Aviation Systems Command		2	1,375	0
NAVY	PA Mechanicsburg	Navy Ships Parts Control Center		3	2,654	462
<b>TOTAL</b>	<b>1250 Fire Control Stabilizing Mechanisms</b>			<b>5</b>	<b>4,029</b>	<b>462</b>

Prepared by:  
Washington Headquarters Services  
Directorate for Information  
Operations and Reports

# Prime Contract Awards by FSC/SVC and Purchasing Office in Excess of \$100,000

Dollars In Thousands  
FY 1992

## 1260 Fire Cntl Designating & Indicating Equip

DEPT	STATE	CITY	PURCHASE OFFICE	TOTAL ALL AWARDS ACTIONS	TOTAL ALL AWARDS DOLLARS	U. S. BUSINESS ACTIONS	U. S. BUSINESS DOLLARS	SMALL BUSINESS ACTIONS	SMALL BUSINESS DOLLARS
ARMY	IL	Rock Island	HQ AMCCOM	1	141	1	141	1	141
ARMY	MO	St. Louis	USA Aviation Systems Command	8	98,919	7	74,919	0	0
ARMY	AL	Redstone Arsenal	USA Missile Command	16	4,187	16	4,187	6	293
AIR FORCE	UT	Hill AFB	Ogden ALC/LAK	4	1,093	3	4,872	2	422
<b>TOTAL</b>		<b>1260 Fire Cntl Designating &amp; Indicating Equip</b>		<b>30</b>	<b>104,387</b>	<b>28</b>	<b>80,165</b>	<b>10</b>	<b>902</b>

Prepared by:  
Washington Headquarters Services  
Directorate for Information  
Operations and Reports



ST 28

# Prime Contract Awards by FSC/SVC and Purchasing Office in Excess of \$100,000

Dollars In Thousands

FY 1992

## 1265 Fire Control Transmitting & Receiving Eq

DEPT	STATE	CITY	PURCHASE OFFICE	TOTAL ALL AWARDS ACTIONS	DOLLARS	U.S. BUSINESS ACTIONS	DOLLARS	SMALL BUSINESS ACTIONS	DOLLARS
ARMY	IL	Rock Island	HQ AMCCOM	3	8,895	1	753	0	0
NAVY	DC	National Visitor	CenNaval Sea Systems Command	2	16,407	2	16,407	0	0
NAVY	CA	San Diego	Navy Ocean System Center Code 6	57	4,338	57	4,338	0	0
<b>TOTAL</b>			<b>1265 Fire Control Transmitting &amp; Receiving Eq</b>	<b>67</b>	<b>29,772</b>	<b>65</b>	<b>21,630</b>	<b>1</b>	<b>60</b>

Prepared by:  
Washington Headquarters Services  
Directorate for Information  
Operations and Reports

# Prime Contract Awards by FSC/SVC and Purchasing Office in Excess of \$100,000

Dollars In Thousands

FY 1992

## 1270 Aircraft Gunnery Fire Control Components

DEPT	STATE	CITY	PURCHASE OFFICE	TOTAL ALL AWARDS ACTIONS	TOTAL ALL AWARDS DOLLARS	U.S. BUSINESS ACTIONS	U.S. BUSINESS DOLLARS	SMALL BUSINESS ACTIONS	SMALL BUSINESS DOLLARS
ARMY	IL	Rock Island	HQ AMCCOM	16	11,848	13	10,750	2	673-
ARMY	MO	St. Louis	USA Aviation Systems Command	18	19,328	14	3,401	1	83
ARMY	AL	Redstone Arsenal	USA Missile Command	3	586-	3	586-	0	0
NAVY	PA	Philadelphia	Naval Aviation Support Office	37	14,701	35	13,599	0	0
AIR FORCE	NY	New York	OLPM,WR-ALC/PKC	3	447	0	0	0	0
AIR FORCE	UT	Hill AFB	Ogden ALC/LAK	111	46,278	78	21,266	10	871
AIR FORCE	UT	Hill AFB	Ogden ALC/PKXC	1	212-	0	0	0	0
AIR FORCE	TX	Kelly AFB	San Antonio ALC/PK	1	598-	1	598-	0	0
AIR FORCE	GA	Robins AFB	Warner Robins ALC/LFK	13	79,463	13	79,463	1	4,327
AIR FORCE	GA	Robins AFB	Warner Robins ALC/LKK	1	749-	1	749-	1	749-
AIR FORCE	GA	Robins AFB	Warner Robins ALC/LUK	10	6,106	10	6,106	1	1,800
AIR FORCE	GA	Robins AFB	Warner Robins ALC/LYK	29	6,479	18	5,467	4	1,05-
AIR FORCE	GA	Robins AFB	Warner Robins ALC/PK	10	858	10	858	0	0
<b>TOTAL</b>			<b>1270 Aircraft Gunnery Fire Control Components</b>	<b>256</b>	<b>183,477</b>	<b>198</b>	<b>139,054</b>	<b>20</b>	<b>5,555</b>

Prepared by:

Washington Headquarters Services  
Directorate for Information  
Operations and Reports

# Prime Contract Awards by FSC/SVC and Purchasing Office in Excess of \$100,000

Dollars In Thousands  
FY 1992

## 1280 Aircraft Bombing Fire Control Components

DEPT	STATE	CITY	PURCHASE OFFICE	TOTAL ALL AWARDS ACTIONS	TOTAL ALL AWARDS DOLLARS	U. S. BUSINESS ACTIONS	U. S. BUSINESS DOLLARS	SMALL BUSINESS ACTIONS	SMALL BUSINESS DOLLARS
NAVY	IN	Indianapolis	NAC (BRU-32 Bomb Rack B/613)	2	6,000	2	6,000	0	0
NAVY	IN	Indianapolis	NAC (Weapons Program Branch/613)	1	6,251	1	6,251	0	0
NAVY	PA	Philadelphia	Naval Aviation Support Office	40	18,959	39	18,933	4	480
AIR FORCE	UT	Hill AFB	Ogden ALC/LAK	19	4,178	15	3,905	1	30
AIR FORCE	CA	McClellan AFB	Sacramento ALC/LAK	7	1,377-	6	1,413-	5	1,482-
AIR FORCE	GA	Robins AFB	Warner Robins ALC/LYK	9	1,661	9	1,661	3	1,920
<b>TOTAL</b>			<b>1280 Aircraft Bombing Fire Control Components</b>	<b>79</b>	<b>29,698</b>	<b>73</b>	<b>29,364</b>	<b>14</b>	<b>4-</b>

Prepared by:

Washington Headquarters Services  
Directorate for Information  
Operations and Reports

# Prime Contract Awards by FSC/SVC and Purchasing Office in Excess of \$100,000

Dollars In Thousands

FY 1992

## 1285 Fire Control Radar Equip, Except Airborne

DEPT	STATE	CITY	PURCHASE OFFICE	TOTAL ALL AWARDS ACTIONS	DOLLARS	U.S. BUSINESS ACTIONS	DOLLARS	SMALL BUSINESS ACTIONS	DOLLARS
ARMY	IL	Rock Island	HQ AMCCOM	3	620-	3	620-	3	620-
NAVY	CA	San Diego	Naval Regional Contracting Ctr	1	267	1	267	0	0
NAVY	DC	Washington	Naval Sea Systems Command	1	586-	1	586-	0	0
NAVY	PA	Mechanicsburg	Navy Ships Parts Control Center	156	13,138	148	12,422	26	2,675
<b>TOTAL</b>			<b>1285 Fire Control Radar Equip, Except Airborne</b>	<b>161</b>	<b>12,199</b>	<b>153</b>	<b>11,483</b>	<b>29</b>	<b>2,055</b>

Prepared by:

Washington Headquarters Services  
Directorate for Information  
Operations and Reports

# Prime Contract Awards by FSC/SVC and Purchasing Office in Excess of \$100,000

Dollars in Thousands  
FY 1992

1287 Fire Control Sonar Equipment		PURCHASE OFFICE		TOTAL ALL AWARDS	U.S. BUSINESS	SMALL BUSINESS
DEPT	STATE CITY			ACTIONS DOLLARS	ACTIONS DOLLARS	ACTIONS DOLLARS
NAVY	CA El Segundo	Defense Contract Management Divi		17 3,580	17 3,580	0 0
NAVY	DC Washington	Naval Sea Systems Command		8 12,060	8 12,060	0 0
NAVY	PA Mechanicsburg	Navy Ships Parts Control Center		8 699	8 699	0 0
NAVY	CA San Diego	Supervisor, Shipbuilding Convers		6 1,030	6 1,030	0 0
TOTAL 1287 Fire Control Sonar Equipment				40 17,448	40 17,448	1 79

Prepared by:

Washington Headquarters Services  
Directorate for Information  
Operations and Reports

# Prime Contract Awards by FSC/SVC and Purchasing Office in Excess of \$100,000

Dollars In Thousands

FY 1992

## Miscellaneous Fire Control Equipment

DEPT	STATE	CITY	PURCHASE OFFICE	TOTAL ALL AWARDS ACTIONS	DOLLARS	U. S. BUSINESS ACTIONS	DOLLARS	SMALL BUSINESS ACTIONS	DOLLARS
ARMY	IL	Rock Island	HQ AMCCOM	15	1,836	14	1,711	10	608
ARMY	NJ	Picatinny Arsenal	HQ AMCCOM	5	12,923	5	12,923	0	0
ARMY	UT	Tooele	Tooele Army Depot	1	212	1	212	1	212
ARMY	MO	St. Louis	USA Aviation Systems Command	1	1,565	1	1,565	0	0
ARMY	CA	Los Angeles	USA Engineer Dist Los Angeles	1	199	0	0	0	0
ARMY	CA	San Francisco	USA Engineer District Far East	1	200	0	0	0	0
ARMY	AL	Redstone Arsenal	USA Missile Command	15	10,835	15	10,835	0	0
NAVY	DC	Washington	Military Sealift Command	1	149	1	149	1	149
NAVY	MA	Pittsfield	NAVPRO	37	2,574	37	2,574	0	0
NAVY	DC	Washington	Naval Sea Systems Command	1	251	1	251	1	251
NAVY	CA	San Diego	Navy Ocean System Center Code 6	33	5,436	33	5,436	30	5,472
NAVY	CA	San Diego	Navy Ocean System Center NPRDC	6	1,260	6	1,260	4	538
NAVY	CA	Port Hueneme	Navy Ship Weapon Sys Engineers	1	358	1	358	1	358
NAVY	PA	Mechanicsburg	Navy Ships Parts Control Center	30	8,888	28	8,888	2	578
AIR FORCE	OH	Wright Patterson AFB	AFBASC/VPK	1	578	1	578	1	578
AIR FORCE	CA	McClellan AFB	Sacramento ALC/LAK	2	1,098	2	1,098	0	0
AIR FORCE	GA	Robins AFB	Warner Robins ALC/LFK	1	218	1	218	0	0
DLA	OH	Dayton	Defense Electronics Supply Ctr	3	104	3	104	3	104
<b>TOTAL</b>			<b>1290 Miscellaneous Fire Control Equipment</b>	<b>163</b>	<b>45,768</b>	<b>154</b>	<b>44,974</b>	<b>55</b>	<b>7,215</b>

Prepared by:

Washington Headquarters Services  
Directorate for Information  
Operations and Reports

# Prime Contract Awards by FSC/SVC and Purchasing Office in Excess of \$100,000

Dollars In Thousands  
FY 1992

1305 Ammunition, through 30 mm		PURCHASE OFFICE		TOTAL ALL AWARDS	U.S. BUSINESS	SMALL BUSINESS
DEPT	STATE CITY			ACTIONS	ACTIONS	DOLLARS
ARMY	IL Rock Island	HQ AMCCOM		84	74	206,105
ARMY	NJ Picatinny Arsenal	HQ AMCCOM		3	2	326
ARMY	MD Aberdeen PROV GRND	USA Aberdeen	Proving Ground	2	2	1,078
NAVY	DC National Visitor Cen	Naval Weapons Center		2	3	169
NAVY	CA China Lake NWC	Naval Weapons Center		3	3	2,896
NAVY	IN Crane NAVWSC	Naval Weapons Support Center		10	9	3,791
<b>TOTAL</b>	<b>1305 Ammunition, through 30 mm</b>			<b>107</b>	<b>95</b>	<b>214,504</b>
						<b>9,506</b>

# Prime Contract Awards by FSC/SVC and Purchasing Office in Excess of \$100,000

Dollars In Thousands  
FY 1992

1310 Ammunition, over 30 mm up to 75 mm

DEPT	STATE	CITY	PURCHASE OFFICE	TOTAL ALL AWARDS ACTIONS	TOTAL ALL AWARDS DOLLARS	U. S. BUSINESS ACTIONS	U. S. BUSINESS DOLLARS	SMALL BUSINESS ACTIONS	SMALL BUSINESS DOLLARS
ARMY	IL	Rock Island	HQ AMCCOM	22	31,729	19	27,687	12	15,183
ARMY	AR	Pine Bluff	Pine Bluff Arsenal	3	735	3	735	3	735
ARMY	MD	Aberdeen	USA Aberdeen Proving Ground	3	541	1	42	0	0
NAVY	VA	Quantico	Marine Corps Systems Command	1	943	1	943	0	0
<b>TOTAL 1310 Ammunition, over 30 mm up to 75 mm</b>				<b>29</b>	<b>33,948</b>	<b>24</b>	<b>29,407</b>	<b>15</b>	<b>15,918</b>

Prepared by:

Washington Headquarters Services  
Directorate for Information  
Operations and Reports



# Prime Contract Awards by FSC/SVC and Purchasing Office in Excess of \$100,000

Dollars In Thousands  
FY 1992

1315 Ammunition, 75 mm through 125 mm		PURCHASE OFFICE		TOTAL ALL AWARDS	U. S. BUSINESS	SMALL BUSINESS
DEPT	STATE CITY			ACTIONS	ACTIONS	ACTIONS
				DOLLARS	DOLLARS	DOLLARS
ARMY	IL Rock Island	HQ AMCCOM		61	277,160	9
ARMY	NJ Picatinny Arsenal	HQ AMCCOM		37	176,285	5
ARMY	AR Pine Bluff	Pine Bluff Arsenal		2	244	2
ARMY	AL Huntsville	USA Engineer Division	Huntsville	5	6,315	5
ARMY	CA San Francisco	USA Korea Contracting Agency		1	0	0
<b>TOTAL</b>	<b>1315 Ammunition, 75 mm through 125 mm</b>			<b>107</b>	<b>500,174</b>	<b>21</b>
					<b>460,087</b>	<b>20,103</b>

Prepared by:

Washington Headquarters Services  
Directorate for Information  
Operations and Reports

# Prime Contract Awards by FSC/SVC and Purchasing Office in Excess of \$100,000

Dollars In Thousands

FY 1992

1320 Ammunition, over 125 mm		PURCHASE OFFICE	TOTAL ALL AWARDS		U.S. BUSINESS		SMALL BUSINESS	
DEPT	STATE CITY		ACTIONS	DOLLARS	ACTIONS	DOLLARS	ACTIONS	DOLLARS
ARMY	GA Fort Benning	Commander USA Infantry Center	2	144	1	44	0	0
ARMY	IN Crane	Crane Army Ammunition Activity	3	312	3	312	3	312
ARMY	IL Rock Island	HQ AMCCOM	62	168,897	62	168,897	24	20,341
ARMY	MD Aberdeen PROV GRND	HQ AMCCOM	1	200	1	200	0	0
ARMY	NJ Picatinny Arsenal	HQ AMCCOM	3	668-	3	668-	0	0
NAVY	IN Crane NAVWSC	Naval Weapons Support Center	1	1,158	1	1,158	1	1,158
NAVY	PA Mechanicsburg	Navy Ships Parts Control Center	16	20,591	16	20,591	5	9,664
<b>TOTAL</b>	<b>1320 Ammunition, over 125 mm</b>		<b>91</b>	<b>190,722</b>	<b>90</b>	<b>190,623</b>	<b>36</b>	<b>31,562</b>

Prepared by:  
Washington Headquarters Services  
Directorate for Information  
Operations and Reports

# Prime Contract Awards by FSC/SVC and Purchasing Office in Excess of \$100,000

Dollars In Thousands  
FY 1992

1325 Bombs		DEPT	STATE	CITY	PURCHASE OFFICE	TOTAL ALL AWARDS ACTIONS	DOLLARS	U. S. BUSINESS ACTIONS	DOLLARS	SMALL BUSINESS ACTIONS	DOLLARS
ARMY	IL	Rock Island	HQ AMCCOM		41	165,508	36	161,515	11	16,868	
NAVY	CA	Point Mugu	Naval Air Station		4	428	4	428	3	378	
NAVY	PA	Mechanicsburg	Navy Ships Parts Control Center		1	990	1	990	1	990	
AIR FORCE	OH	Wright Patterson	AFBASC/YBK		1	168	1	168	0	0	
AIR FORCE	OH	Wright Patterson	AFBASC/YHK		16	66,140	16	66,140	0	0	
AIR FORCE	UT	Hill AFB	Ogden ALC/LIK		19	175,174	13	172,878	4	12,267	
AIR FORCE	UT	Hill AFB	Ogden ALC/PKXC		2	244-	2	244-	0	0	
<b>TOTAL 1325 Bombs</b>						<b>86</b>	<b>408,259</b>	<b>75</b>	<b>401,971</b>	<b>19</b>	<b>30,504</b>

Prepared by:  
Washington Headquarters Services  
Directorate for Information  
Operations and Reports

# Prime Contract Awards by FSC/SVC and Purchasing Office in Excess of \$100,000

Dollars In Thousands

FY 1992

1330 Grenades		PURCHASE OFFICE	TOTAL ALL AWARDS		U.S. BUSINESS		SMALL BUSINESS	
DEPT	STATE CITY		ACTIONS	DOLLARS	ACTIONS	DOLLARS	ACTIONS	DOLLARS
ARMY	IL Rock Island	HQ AMCCOM	14	45,337	14	45,337	10	30,422
ARMY	AR Pine Bluff	Pine Bluff Arsenal	2	842	1	440	1	440
<b>TOTAL</b>	<b>1330 Grenades</b>		<b>16</b>	<b>46,179</b>	<b>15</b>	<b>45,777</b>	<b>11</b>	<b>30,863</b>

Prepared by:

Washington Headquarters Services  
Directorate for Information  
Operations and Reports

# Prime Contract Awards by FSC/SVC and Purchasing Office in Excess of \$100,000

Dollars In Thousands  
FY 1992

1336 Guided Msl Warheads and Explosive Comps		PURCHASE OFFICE		TOTAL ALL AWARDS	U. S. BUSINESS	SMALL BUSINESS
DEPT	STATE CITY			ACTIONS DOLLARS	ACTIONS DOLLARS	ACTIONS DOLLARS
ARMY	IN Crane	Crane Army Ammunition Activity		2 197	2 197	2 197
ARMY	IL Rock Island	HQ AMCCOM		3 654	3 654	3 654
NAVY	MD White Oak NSWC	Nav Surface Weapons Ctr Br S205		1 2,447	1 2,447	1 2,447
NAVY	DC Washington	Naval Air Systems Command		3 8,192	3 8,192	3 8,192
NAVY	MD Indian Head	Naval Ordnance Station		2 210-	2 210-	2 210-
NAVY	CA China Lake NWC	Naval Weapons Center		4 178	4 178	4 178
AIR FORCE	UT Hill AFB	Ogden ALC/LIK		3 363	3 363	3 363
AIR FORCE	UT Hill AFB	Ogden ALC/LMK		2 755	2 755	2 755
AIR FORCE	GA Robins AFB	Warner Robins ALC/PK		4 301	4 301	4 301
ODA	NM Kirtland AFB	Defense Evaluation Support Act		1 2,243	1 2,243	1 2,243
<b>TOTAL</b>		<b>1336 Guided Msl Warheads and Explosive Comps</b>		<b>26 15,178</b>	<b>23 14,776</b>	<b>5 16</b>

# Prime Contract Awards by FSC/SVC and Purchasing Office in Excess of \$100,000

Dollars In Thousands  
FY 1992

1337 Guide Msl & Space Veh Explo Un, Fuel, Comp		PURCHASE OFFICE		TOTAL ALL AWARDS	U. S. BUSINESS	SMALL BUSINESS
DEPT	STATE CITY			ACTIONS	ACTIONS	DOLLARS
ARMY	IL Rock Island	HQ AMCCOM		1	1	636
ARMY	AL Redstone Arsenal	USA Missile Command		1	1	103
AIR FORCE	UT Hill AFB	Ogden ALC/LMK		8	8	23,912
<b>TOTAL</b>	<b>1337 Guide Msl &amp; Space Veh Explo Un, Fuel, Comp</b>			<b>10</b>	<b>10</b>	<b>24,651</b>

Prepared by:  
Washington Headquarters Services  
Directorate for Information  
Operations and Reports

ST 28

# Prime Contract Awards by FSC/SVC and Purchasing Office in Excess of \$100,000

Dollars In Thousands  
FY 1992

1338 Guide Ms1 and Sp Veh Inert Un. Fuel. Comp		PURCHASE OFFICE		TOTAL ALL AWARDS	U. S. BUSINESS	SMALL BUSINESS
DEPT	STATE CITY			ACTIONS	DOLLARS	DOLLARS
ARMY	AL Redstone Arsenal	USA Missile Command		1	2,289	0
NAVY	DC National Visitor Cen	Naval Sea Systems Command		5	9,412	0
AIR FORCE	UT Hill AFB	Ogden ALC/LMK		1	200	0
ODA	NM Kirtland AFB	Defense Evaluation Support Act		2	564	0
<b>TOTAL</b>	<b>1338 Guide Ms1 and Sp Veh Inert Un. Fuel. Comp</b>			<b>12</b>	<b>12,559</b>	<b>63</b>

Prepared by:  
Washington Headquarters Services  
Directorate for Information  
Operations and Reports

# Prime Contract Awards by FSC/SVC and Purchasing Office in Excess of \$100,000

Dollars In Thousands  
FY 1992

1340 Rockets, Rocket Ammunition & Rocket Comps

DEPT	STATE	CITY	PURCHASE OFFICE	TOTAL ALL ACTIONS	AWARDS DOLLARS	U.S. ACTIONS	BUSINESS DOLLARS	SMALL ACTIONS	BUSINESS DOLLARS
ARMY	IL	Rock Island	HQ AMCCOM	28	70,926	23	70,193	9	6,034
ARMY	MD	Aberdeen	PROV GRND	1	275	1	275	1	275
ARMY	NJ	Picatinny	Arsenal	8	5,707	8	5,707	3	751
ARMY	AR	Pine Bluff	Arsenal	4	4,254	4	4,254	2	1,188
ARMY	AL	Redstone	Arsenal	1	1,481	0	0	0	0
NAVY	MD	Indian Head	USA Missile Command	30	7,299	30	7,299	30	7,299
NAVY	DC	Washington	Naval Ordnance Station	1	3,078	1	3,078	0	0
AIR FORCE	UT	Hill AFB	Naval Sea Systems Command	1	566	1	566	1	566
			Ogden ALC/LIK						
<b>TOTAL</b>			<b>1340 Rockets, Rocket Ammunition &amp; Rocket Comps</b>	<b>74</b>	<b>93,586</b>	<b>68</b>	<b>91,371</b>	<b>46</b>	<b>16,111</b>

Prepared by:  
Washington Headquarters Services  
Directorate for Information  
Operations and Reports



ST 28

# Prime Contract Awards by FSC/SVC and Purchasing Office in Excess of \$100,000

Dollars In Thousands

FY 1992

## 1345 Land Mines

DEPT	STATE	CITY	PURCHASE OFFICE	TOTAL ALL AWARDS ACTIONS	TOTAL ALL AWARDS DOLLARS	U.S. BUSINESS ACTIONS	U.S. BUSINESS DOLLARS	SMALL BUSINESS ACTIONS	SMALL BUSINESS DOLLARS
ARMY	IL	Rock Island	HQ AMCCOM	30	92,257-	30	92,257-	18	158
ARMY	NJ	Picatinny Arsenal	HQ AMCCOM	23	43,205	23	43,205	4	14,368
<b>TOTAL</b>	<b>1345</b>	<b>Land Mines</b>		<b>53</b>	<b>49,052-</b>	<b>53</b>	<b>49,052-</b>	<b>22</b>	<b>14,527</b>

Prepared by:

Washington Headquarters Services  
Directorate for Information  
Operations and Reports

# Prime Contract Awards by FSC/SVC and Purchasing Office in Excess of \$100,000

Dollars In Thousands  
FY 1992

## 1350 Underwater Mine Inert Components

DEPT	STATE	CITY	PURCHASE OFFICE	TOTAL ALL AWARDS ACTIONS	U. S. BUSINESS ACTIONS	SMALL BUSINESS ACTIONS	TOTAL ALL AWARDS DOLLARS	U. S. BUSINESS DOLLARS	SMALL BUSINESS DOLLARS
ARMY	IL	Rock Island	HQ AMCCOM	2	1	1	117	35	35
NAVY	MD	Indian Head	Naval Ordnance Station	1	1	0	627	627	0
NAVY	DC	Washington	Naval Sea Systems Command	3	1	1	6,732	3,949	3,949
NAVY	PA	Mechanicsburg	Navy Ships Parts Control Center	6	6	4	4,215	4,215	686
<b>TOTAL</b>			<b>1350 Underwater Mine Inert Components</b>	<b>12</b>	<b>9</b>	<b>6</b>	<b>11,691</b>	<b>8,827</b>	<b>4,670</b>

Prepared by:

Washington Headquarters Services  
Directorate for Information  
Operations and Reports

# Prime Contract Awards by FSC/SVC and Purchasing Office in Excess of \$100,000

Dollars In Thousands  
FY 1992

1351 Underwater Mine Explosive Components		PURCHASE OFFICE		TOTAL ALL AWARDS	U. S. BUSINESS	SMALL BUSINESS
DEPT	STATE CITY			ACTIONS	DOLLARS	DOLLARS
NAVY	KY Louisville	Naval Ordnance Station	367-	1	367-	367-
NAVY	MD White Oak	Naval Surface Weapons Center	1,240	4	1,240	1,240
NAVY	PA Mechanicsburg	Navy Ships Parts Control Center	3,737	5	3,459	3,459
ODA	NM Kirtland AFB	Defense Evaluation Support Act	341	1	341	0
<b>TOTAL</b>	<b>1351 Underwater Mine Explosive Components</b>		<b>4,979</b>	<b>12</b>	<b>4,701</b>	<b>4,332</b>

Prepared by:  
Washington Headquarters Services  
Directorate for Information  
Operations and Reports

# Prime Contract Awards by FSC/SVC and Purchasing Office in Excess of \$100,000

Dollars In Thousands

FY 1992

1355 Torpedo Inert Components		PURCHASE OFFICE		TOTAL ALL AWARDS	U. S. BUSINESS	SMALL BUSINESS
DEPT	STATE CITY			ACTIONS DOLLARS	ACTIONS DOLLARS	ACTIONS DOLLARS
NAVY	CO Englewood	Defense Contract Management Area		1 1,680-	1 1,680-	0 0
NAVY	MN Minneapolis	Defense Plant Representative Off		2 1,975	1 1,811	0 0
NAVY	DC Washington	Naval Sea Systems Command		16 102,396	11 100,590	0 0
NAVY	WA Bremerton	Naval Supply Center Puget Sound		8 1,200	8 1,200	4 289
NAVY	RI Newport	Naval Underwtr Sys Ctr (Code 921)		1 1,274	1 1,274	0 0
NAVY	PA Mechanicsburg	Navy Ships Parts Control Center		44 11,057	37 10,243	23 6,685
<b>TOTAL</b>	<b>1355 Torpedo Inert Components</b>			<b>74 115,307</b>	<b>61 112,523</b>	<b>28 7,030</b>

Prepared by:

Washington Headquarters Services  
Directorate for Information  
Operations and Reports

# Prime Contract Awards by FSC/SVC and Purchasing Office in Excess of \$100,000

Dollars In Thousands

FY 1992

1356 Torpedo Explosive Components

DEPT	STATE	CITY	PURCHASE OFFICE	TOTAL ALL AWARDS ACTIONS	DOLLARS	U. S. BUSINESS ACTIONS	DOLLARS	SMALL BUSINESS ACTIONS	DOLLARS
NAVY	MD	Indian Head	Naval Ordnance Station	1	122	1	122	1	122
NAVY	DC	Washington	Naval Sea Systems Command	5	16,718	5	16,718	0	0
NAVY	PA	Mechanicsburg	Navy Ships Parts Control Center	7	9,139	6	8,888	0	0
<b>TOTAL</b>		<b>1356 Torpedo Explosive Components</b>		<b>13</b>	<b>25,979</b>	<b>12</b>	<b>25,728</b>	<b>1</b>	<b>122</b>

Prepared by:  
Washington Headquarters Services  
Directorate for Information  
Operations and Reports

# Prime Contract Awards by FSC/SVC and Purchasing Office in Excess of \$100,000

Dollars in Thousands

FY 1992

## 1365 Military Chemical Agents

DEPT	STATE	CITY	PURCHASE OFFICE	TOTAL ALL AWARDS ACTIONS	DOLLARS	U. S. BUSINESS ACTIONS	DOLLARS	SMALL BUSINESS ACTIONS	DOLLARS
ARMY	AR	Pine Bluff	Pine Bluff Arsenal	2	2,213	1	631	1	631
ARMY	MD	Aberdeen	USA Aberdeen Proving Ground	1	285	1	285	1	285
<b>TOTAL</b>		<b>1365 Military Chemical Agents</b>		<b>3</b>	<b>2,498</b>	<b>2</b>	<b>915</b>	<b>2</b>	<b>915</b>

Prepared by:

Washington Headquarters Services  
Directorate for Information  
Operations and Reports

# Prime Contract Awards by FSC/SVC and Purchasing Office in Excess of \$100,000

Dollars In Thousands  
FY 1992

1370 Pyrotechnics		PURCHASE OFFICE	TOTAL ALL AWARDS		U. S. BUSINESS		SMALL BUSINESS	
DEPT	STATE CITY		ACTIONS	DOLLARS	ACTIONS	DOLLARS	ACTIONS	DOLLARS
ARMY	IN Crane	Crane Army Ammunition Activity	25	1,387	25	1,387	23	1,231
ARMY	IL Rock Island	HQ AMCCOM	37	51,662	17	38,308	8	7,352
ARMY	TX Fort Hood	US Army OPTEC Contracting Activity	1	286	1	286	1	286
ARMY	MD Aberdeen PROV GRND	USA Aberdeen Proving Ground	1	261	1	261	1	261
NAVY	IN Crane NAVMSC	Naval Weapons Support Center	2	2,761	2	2,761	2	2,761
NAVY	PA Mechanicsburg	Navy Ships Parts Control Center	4	1,326	4	1,326	3	1,519
AIR FORCE	UT Hill AFB	Ogden ALC/LIK	1	6,887	1	6,887	0	0
<b>TOTAL 1370 Pyrotechnics</b>			<b>72</b>	<b>64,768</b>	<b>51</b>	<b>51,315</b>	<b>38</b>	<b>12,510</b>

Prepared by:  
Washington Headquarters Services  
Directorate for Information  
Operations and Reports

# Prime Contract Awards by FSC/SVC and Purchasing Office in Excess of \$100,000

Dollars In Thousands

FY 1992

## 1375 Demolition Materials

DEPT	STATE	CITY	PURCHASE OFFICE	TOTAL ALL AWARDS ACTIONS	TOTAL ALL AWARDS DOLLARS	U. S. BUSINESS ACTIONS	U. S. BUSINESS DOLLARS	SMALL BUSINESS ACTIONS	SMALL BUSINESS DOLLARS
ARMY	IL	Rock Island	HQ AMCCOM	25	24,389	24	23,493	8	2,726
NAVY	MD	White Oak NSWC	Nav Surface Weapons Ctr Br S205	1	9,990	1	9,990	0	0
NAVY	PA	Mechanicsburg	Navy Ships Parts Control Center	8	1,040	2	119	1	37
AIR FORCE	UT	Hill AFB	Ogden ALC/LIK	2	1,481	2	1,481	0	0
AIR FORCE	UT	Hill AFB	Ogden ALC/LMK	1	1,312	1	1,312	0	0
<b>TOTAL</b>		<b>1375 Demolition Materials</b>		<b>39</b>	<b>38,357</b>	<b>32</b>	<b>36,539</b>	<b>10</b>	<b>2,817</b>

Prepared by:

Washington Headquarters Services  
Directorate for Information  
Operations and Reports



ST 28

# Prime Contract Awards by FSC/SVC and Purchasing Office in Excess of \$100,000

Dollars In Thousands

FY 1992

1376 Bulk Explosives		PURCHASE OFFICE	TOTAL ALL AWARDS		U.S. BUSINESS		SMALL BUSINESS	
DEPT	STATE CITY		ACTIONS	DOLLARS	ACTIONS	DOLLARS	ACTIONS	DOLLARS
ARMY	IL Rock Island	HQ AMCCOM	11	34,464	7	17,575	0	0
NAVY	VA Norfolk	Naval Supply Center	3	1,088	3	1,088	1	60
TOTAL 1376 Bulk Explosives			14	35,552	10	18,663	1	60

Prepared by:  
Washington Headquarters Services  
Directorate for Information  
Operations and Reports

# Prime Contract Awards by FSC/SVC and Purchasing Office in Excess of \$100,000

Dollars In Thousands

FY 1992

1377 Cartridge & Propellant Actuated Dv & Comps		PURCHASE OFFICE		TOTAL ALL AWARDS	U.S. BUSINESS	SMALL BUSINESS
DEPT	STATE CITY			ACTIONS	ACTIONS	DOLLARS
ARMY	IN Crane	Crane Army Ammunition Activity		2	2	436
ARMY	IL Rock Island	HQ AMCCOM		1	1	317
NAVY	PA Philadelphia	Naval Aviation Support Office		7	1	317
NAVY	MD Indian Head	Naval Ordnance Station		32	30	77
NAVY	NY New York	Naval Regional Contracting Ctr		1	0	3,408
NAVY	PA Mechanicsburg	Navy Ships Parts Control Center		119	85	0
AIR FORCE	UT Hill AFB	Ogden ALC/LAK		5	5	15,707
AIR FORCE	UT Hill AFB	Ogden ALC/LIK		126	92	5,349
AIR FORCE	OK Tinker AFB	Oklahoma City ALC/LAD		1	1	21,078
						164
<b>TOTAL</b>	<b>1377 Cartridge &amp; Propellant Actuated Dv &amp; Comps</b>			<b>298</b>	<b>221</b>	<b>46,574</b>
						<b>17,441</b>

Prepared by:  
Washington Headquarters Services  
Directorate for Information  
Operations and Reports

# Prime Contract Awards by FSC/SVC and Purchasing Office in Excess of \$100,000

Dollars In Thousands

FY 1992

1385 Surface Use Explo Ord Disposal Tools & Eq		PURCHASE OFFICE		TOTAL ALL AWARDS	U. S. BUSINESS	SMALL BUSINESS
DEPT	STATE CITY			ACTIONS	ACTIONS	DOLLARS
ARMY	AZ Yuma	USA Yuma Proving Ground		1	1	111
NAVY	MD Indian Head	Naval Ordnance Station		1	1	123
NAVY	DC Naval Station	Naval Regional Contracting Ctr		1	1	1,549
NAVY	PA Mechanicsburg	Navy Ships Parts Control Center		18	18	3,016
AIR FORCE	NY New York	Det 2 7000 CONS/LGC		1	0	0
AIR FORCE	NY New York	Det 4 7000 CONS/LGC		1	1	168
<b>TOTAL</b>	<b>1385 Surface Use Explo Ord Disposal Tools &amp; Eq</b>			<b>23</b>	<b>22</b>	<b>4,967</b>
						<b>4,967</b>

Prepared by:  
Washington Headquarters Services  
Directorate for Information  
Operations and Reports

# Prime Contract Awards by FSC/SVC and Purchasing Office in Excess of \$100,000

Dollars In Thousands  
FY 1992

1386 Undwtr Use Explo Ord Disposal Tools & Eq		PURCHASE OFFICE		TOTAL ALL AWARDS	U. S. BUSINESS	SMALL BUSINESS
DEPT	STATE CITY			ACTIONS DOLLARS	ACTIONS DOLLARS	ACTIONS DOLLARS
NAVY	MD Indian Head	Naval Ordnance Station		1 1,130	1 1,130	1 1,130
NAVY	PA Mechanicsburg	Navy Ships Parts Control Center		5 .817	5 .817	4 154
<b>TOTAL</b>	<b>1386 Undwtr Use Explo Ord Disposal Tools &amp; Eq</b>			<b>6 1,946</b>	<b>6 1,946</b>	<b>5 1,284</b>

Prepared by:  
Washington Headquarters Services  
Directorate for Information  
Operations and Reports

# Prime Contract Awards by FSC/SVC and Purchasing Office in Excess of \$100,000

Dollars In Thousands

FY 1992

1390 Fuses and Primers		PURCHASE OFFICE		TOTAL ALL AWARDS	U. S. BUSINESS	SMALL BUSINESS
DEPT	STATE CITY			ACTIONS DOLLARS	ACTIONS DOLLARS	ACTIONS DOLLARS
ARMY	IL Rock Island	HQ AMCCOM		41 143,449	38 143,661	20 98,010
ARMY	NJ Picatinny Arsenal	HQ AMCCOM		15 42,462	12 31,801	5 1,284
ARMY	MD Aberdeen PROV GRND	USA Aberdeen Proving Ground		1 133	0 0	0 0
ARMY	MD Adelphi	USA Laboratory Cmd Installation		19 10,105	15 7,695	0 0
NAVY	PA Mechanicsburg	Navy Ships Parts Control Center		1 406	1 406	0 0
AIR FORCE	OH Wright Patterson AFB	BASC/YHK		5 3,976	5 3,976	0 0
<b>TOTAL 1390 Fuses and Primers</b>				<b>83 200,617</b>	<b>72 187,625</b>	<b>26 99,381</b>

Prepared by:  
Washington Headquarters Services  
Directorate for Information  
Operations and Reports

# Prime Contract Awards by FSC/SVC and Purchasing Office in Excess of \$100,000

Dollars In Thousands

FY 1992

1395 Miscellaneous Ammunition		PURCHASE OFFICE		TOTAL ALL AWARDS		U. S. BUSINESS		SMALL BUSINESS	
DEPT	STATE CITY			ACTIONS	DOLLARS	ACTIONS	DOLLARS	ACTIONS	DOLLARS
ARMY	NJ Picatinny Arsenal	HQ AMCCOM		2	800	2	800	0	0
NAVY	MD White Oak	Naval Surface Weapons Center		1	102	1	102	0	0
<b>TOTAL</b>	<b>1395 Miscellaneous Ammunition</b>			<b>8</b>	<b>1,199</b>	<b>6</b>	<b>1,104</b>	<b>2</b>	<b>137</b>

Prepared by:

Washington Headquarters Services  
Directorate for Information  
Operations and Reports

# Prime Contract Awards by FSC/SVC and Purchasing Office in Excess of \$100,000

Dollars In Thousands

FY 1992

1398 Specilized Ammo Handling and Svcing Equip

DEPT	STATE	CITY	PURCHASE OFFICE	TOTAL ALL ACTIONS	AWARDS DOLLARS	U. S. BUSINESS ACTIONS	BUSINESS DOLLARS	SMALL BUSINESS ACTIONS	BUSINESS DOLLARS
ARMY	IL	Rock Island	HQ AMCCDM	1	891	1	891	1	891
NAVY	VA	Quantico	Marine Corps Systems Command	2	712	2	712	0	0
NAVY	NJ	Lakehurst	Naval Air Engineering Center	1	215-	1	215-	1	215-
NAVY	DC	Washington	Naval Air Systems Command	9	775	9	775	9	775
NAVY	PA	Philadelphia	Naval Aviation Support Office	1	2,984	1	2,984	0	0
NAVY	PA	Mechanicsburg	Navy Ships Parts Control Center	3	198	3	198	3	198
<b>TOTAL</b>			<b>1398 Specilized Ammo Handling and Svcing Equip</b>	<b>19</b>	<b>5,440</b>	<b>19</b>	<b>5,440</b>	<b>14</b>	<b>1,649</b>

Prepared by:  
Washington Headquarters Services  
Directorate for Information  
Operations and Reports

# Prime Contract Awards by FSC/SVC and Purchasing Office in Excess of \$100,000

Dollars in Thousands

FY 1992

1410 Guided Missiles		PURCHASE OFFICE		TOTAL ALL AWARDS	U. S. BUSINESS	SMALL BUSINESS
DEPT	STATE CITY			ACTIONS DOLLARS	ACTIONS DOLLARS	ACTIONS DOLLARS
ARMY	AL Redstone Arsenal	USA Missile Command		32 318,238	23 317,634	1 35
NAVY	MA Boston	Defense Contract Area Management		1 295	1 295	0 0
NAVY	DC Washington	Naval Air Systems Command		69 1,057,069	67 1,024,991	3 424
NAVY	DC National Visitor Cen	Naval Sea Systems Command		21 72,671	18 72,766	1 58
NAVY	DC Washington	Naval Sea Systems Command		1 1,094	1 1,094	0 0
NAVY	DC Washington	Strategic Systems Project Office		12 56,107	11 54,448	1 48
NAVY	HI PRL HRBR NAV SHIPYD	Supervisor, Shipbuilding	Convers	1 179	1 179	0 0
AIR FORCE	OH Wright Patterson AFB	AFBASC/PKFK		1 2,750-	1 2,750-	0 0
AIR FORCE	OH Wright Patterson AFB	AFBASC/RMKR		2 910-	2 910-	0 0
AIR FORCE	OH Wright Patterson AFB	AFBASC/SDFK		30 34,007	27 841	0 0
AIR FORCE	OH Wright Patterson AFB	AFBASC/YHK		1 1,268	1 1,268	0 0
AIR FORCE	OH Wright Patterson AFB	AFBASC/YMK		118 713,257	116 713,070	0 0
AIR FORCE	UT Hill AFB	Ogden ALC/LIK		4 2,376	4 2,376	0 0
AIR FORCE	UT Hill AFB	Ogden ALC/PK		5 465	5 465	0 0
AIR FORCE	TX Kelly AFB	San Antonio ALC/SWK		6 437	6 437	0 0
<b>TOTAL</b>	<b>1410 Guided Missiles</b>			<b>306 2,253,845</b>	<b>286 2,213,247</b>	<b>7 659</b>

Prepared by:  
Washington Headquarters Services  
Directorate for Information  
Operations and Reports



# Prime Contract Awards by FSC/SVC and Purchasing Office in Excess of \$100,000

Dollars in Thousands  
FY 1992

## 1420 Guided Missile Components

DEPT	STATE	CITY	PURCHASE OFFICE	TOTAL ALL AWARDS ACTIONS	DOLLARS	U. S. BUSINESS ACTIONS	DOLLARS	SMALL BUSINESS ACTIONS	BUSINESS DOLLARS
ARMY	NJ	Picatinny Arsenal	HQ AMCCOM	2	4,713	2	4,713	1	2,632
ARMY	AL	Redstone Arsenal	USA Missile Command	187	383,687	151	360,794	8	3,263
NAVY	CA	Pomona	Defense Plant Representative Off	3	2,354	3	2,354	0	0
NAVY	CA	Sunnyvale	NAVPRO	37	56,307	34	56,157	0	0
NAVY	DC	Washington	Naval Air Systems Command	43	250,269	40	248,381	4	815
NAVY	PA	Philadelphia	Naval Aviation Support Office	3	878	2	167	1	75
NAVY	CA	San Diego	Naval Regoinal Contracting Ctr	8	3,750	8	3,750	0	0
NAVY	DC	Washington	Naval Research Laboratory	2	3,237	2	3,237	2	237
NAVY	DC	National Visitor Cen	Naval Sea Systems Command	84	371,871	70	327,391	2	607
NAVY	DC	Washington	Naval Sea Systems Command	1	127-	1	127-	0	0
NAVY	WA	Bremerton	Naval Supply Center Puget Sound	5	987	5	987	3	896
NAVY	PA	Mechanicsburg	Navy Ships Parts Control Center	30	6,307	27	5,312	8	573
NAVY	DC	Washington	Strategic Systems Project Office	12	130,980	11	113,366	0	0
NAVY	ME	Bath	Supervisor, Shipbuilding Converters	1	169-	1	169-	0	0
AIR FORCE	OH	Wright Patterson AFB	AFBASC/YHK	1	291	1	291	0	0
AIR FORCE	CA	Norton AFB	BMD/PK	38	39,755	38	39,755	0	0
AIR FORCE	UT	Hill AFB	Ogden ALC/LIK	4	1,968	3	1,867	2	1,821
AIR FORCE	UT	Hill AFB	Ogden ALC/LMK	8	13,307	8	13,307	2	1,569
AIR FORCE	UT	Hill AFB	Ogden ALC/PK	50	383-	50	383-	0	0
AIR FORCE	UT	Hill AFB	Ogden ALC/PKXC	1	339-	1	339-	0	0
AIR FORCE	OK	Tinker AFB	Oklahoma City ALC/LAD	3	2,211	3	2,211	0	0
AIR FORCE	GA	Robins AFB	Warner Robins ALC/LKK	9	1,436	6	1,332	2	799
AIR FORCE	GA	Robins AFB	Warner Robins ALC/PK	4	1,208	4	1,208	0	0
TOTAL	1420 Guided Missile Components			543	1,271,642	478	1,181,707	39	12,401

Prepared by:

Washington Headquarters Services  
Directorate for Information  
Operations and Reports

# Prime Contract Awards by FSC/SVC and Purchasing Office in Excess of \$100,000

Dollars In Thousands  
FY 1992

1425 Guided Missile Systems, Complete

DEPT	STATE	CITY	PURCHASE OFFICE	TOTAL ALL AWARDS ACTIONS	TOTAL ALL AWARDS DOLLARS	U. S. BUSINESS ACTIONS	U. S. BUSINESS DOLLARS	SMALL BUSINESS ACTIONS	SMALL BUSINESS DOLLARS
ARMY	AL	Redstone Arsenal	USA Missile Command	13	22,902	13	22,902	4	289
NAVY	CA	Anaheim	AFPRO	1	147	1	147	0	0
NAVY	CA	Sunnyvale	DCASPRO	33	4,056	20	1,854	0	0
NAVY	MA	Pittsfield	Defense Plant Representative Off	1	120	1	120	0	0
NAVY	CA	Sunnyvale	NAVPRO	1	143-	1	143-	0	0
NAVY	DC	National Visitor Cen	Naval Sea Systems Command	4	62,712	1	589	0	0
NAVY	DC	Washington	Strategic Systems Project Office	128	1,411,202	115	1,031,301	7	3,182
AIR FORCE	OH	Wright Patterson	AFBASC/YHK	13	1,38,191	0	0	0	0
AIR FORCE	OH	Wright Patterson	AFBASC/YJK	1	113	0	0	0	0
AIR FORCE	UT	Hill AFB	Ogden ALC/PK	2	2,876	0	0	0	0
<b>TOTAL</b>		<b>1425 Guided Missile Systems, Complete</b>		<b>200</b>	<b>1,543,154</b>	<b>155</b>	<b>1,056,746</b>	<b>11</b>	<b>3,470</b>

Prepared by:  
Washington Headquarters Services  
Directorate for Information  
Operations and Reports

# Prime Contract Awards by FSC/SVC and Purchasing Office in Excess of \$100,000

Dollars In Thousands  
FY 1992

1427 Guided Missile Subsystems		PURCHASE OFFICE		TOTAL ALL AWARDS	U.S. BUSINESS	SMALL BUSINESS
DEPT	STATE CITY			ACTIONS DOLLARS	ACTIONS DOLLARS	ACTIONS DOLLARS
ARMY	AL Redstone Arsenal	USA Missile Command		13 29,433	10 11,086	0 0
NAVY	NY Great Neck	NAVPRO		13 871	12 843	0 0
NAVY	DC Washington	Naval Air Systems Command		8 20,302	8 20,302	3 4,141
NAVY	VA Crystal City	Naval Air Systems Command		9 4,323	9 4,323	0 0
NAVY	DC National Visitor Cen	Naval Sea Systems Command		26 29,836	22 25,972	0 0
NAVY	CA China Lake MWC	Naval Weapons Center		16 3,255	16 3,255	1 54
NAVY	CA Port Hueneme	Navy Ship Weapon Sys Engineers		4 149	4 149	4 149
NAVY	DC Washington	Strategic Systems Project Office		13 68,866	13 68,866	0 0
AIR FORCE	OH Wright Patterson AFB	BASC/YMK		1 367-	1 367-	0 0
AIR FORCE	CA Norion AFB	BMO/PK		74 58,468	74 58,468	1 532-
AIR FORCE	UT Hill AFB	Ogden ALC/PK		3 281	3 281	0 0
<b>TOTAL</b>	<b>1427 Guided Missile Subsystems</b>			<b>181 215,442</b>	<b>173 193,204</b>	<b>10 3,839</b>

Prepared by:  
Washington Headquarters Services  
Directorate for Information  
Operations and Reports

# Prime Contract Awards by FSC/SVC and Purchasing Office in Excess of \$100,000

Dollars In Thousands

FY 1992

## 1430 Guided Missile Remote Control Systems

DEPT	STATE	CITY	PURCHASE OFFICE	TOTAL ALL AWARDS ACTIONS	TOTAL ALL AWARDS DOLLARS	U. S. BUSINESS ACTIONS	U. S. BUSINESS DOLLARS	SMALL BUSINESS ACTIONS	SMALL BUSINESS DOLLARS
ARMY	IL	Rock Island	HQ AMCCOM	1	149	1	149	1	149
ARMY	AL	Redstone Arsenal	USA Missile Command	123	167,544	100	32,855	28	3,388
ARMY	MI	Warren	USA Tank-Automotive Command	1	331	1	331	0	0
NAVY	PA	Philadelphia	Naval Aviation Support Office	58	17,498	58	14,247	8	829
NAVY	PA	Philadelphia	Naval Aviation Support Office	1	701	1	701	0	0
AIR FORCE	UT	Hill AFB	Ogden ALC/LMK	6	998	6	998	0	0
AIR FORCE	GA	Robins AFB	Warner Robins ALC/LKK	2	235	2	235	2	235
DLA	OH	Dayton	Defense Electronics Supply Ctr	3	139	3	139	1	73
<b>TOTAL</b>			<b>1430 Guided Missile Remote Control Systems</b>	<b>203</b>	<b>187,497</b>	<b>178</b>	<b>49,555</b>	<b>41</b>	<b>4,713</b>

Prepared by:

Washington Headquarters Services  
Directorate for Information  
Operations and Reports

# Prime Contract Awards by FSC/SVC and Purchasing Office in Excess of \$100,000

Dollars In Thousands  
FY 1992

## 1440 Launchers, Guided Missile

DEPT	STATE	CITY	PURCHASE OFFICE	TOTAL ALL AWARDS ACTIONS	TOTAL ALL AWARDS DOLLARS	U. S. BUSINESS ACTIONS	U. S. BUSINESS DOLLARS	SMALL BUSINESS ACTIONS	SMALL BUSINESS DOLLARS
ARMY	AL	Redstone Arsenal	USA Missile Command	62	83,557	53	82,196	20	11,553
ARMY	MI	Warren	USA Tank-Automotive Command	1	1,300	1	1,300	1	1,300
NAVY	CA	Pomona	Defense Plant Representative Off	2	1,804	2	1,804	0	0
NAVY	MN	Minneapolis	Defense Plant Representative Off	13	11,976	8	10,032	0	0
NAVY	DC	Washington	Naval Air Systems Command	8	98,632	8	98,632	1	66
NAVY	PA	Philadelphia	Naval Aviation Support Office	13	5,861	12	3,462	3	1,500
NAVY	DC	National Visitor Cen	Naval Sea Systems Command	100	477,896	54	359,744	0	0
NAVY	DC	Washington	Naval Sea Systems Command	4	11,165	4	11,165	0	0
NAVY	PA	Mechanicsburg	Navy Ships Parts Control Center	32	12,200	24	11,653	8	758
NAVY	MS	Pascagoula	Supervisor, Shipbuilding	5	1,043	5	1,043	0	0
AIR FORCE	OH	Wright Patterson	AFBASC/YMK	21	37,020	21	37,020	7	18,500
AIR FORCE	UT	Hill AFB	Ogden ALC/LIK	3	4,185	2	1,383	2	1,383
AIR FORCE	UT	Hill AFB	Ogden ALC/LMK	4	1,295	4	1,295	1	120
AIR FORCE	GA	Robins AFB	Warner Robins ALC/LKK	15	3,804	8	1,236	7	736
AIR FORCE	GA	Robins AFB	Warner Robins ALC/PK	9	3,264-	9	1,264-	0	0
DLA	OH	Dayton	Defense Electronics Supply Ctr	3	221	3	221	2	131
TOTAL 1440 Launchers, Guided Missile				298	740,721	220	611,084	53	35,182

Prepared by:

Washington Headquarters Services  
Directorate for Information  
Operations and Reports

# Prime Contract Awards by FSC/SVC and Purchasing Office in Excess of \$100,000

Dollars in Thousands

FY 1992

1450 Guided Missile Handling & Servicing Equip

DEPT	STATE	CITY	PURCHASE OFFICE	TOTAL ALL AWARDS ACTIONS	TOTAL ALL AWARDS DOLLARS	U. S. BUSINESS ACTIONS	U. S. BUSINESS DOLLARS	SMALL BUSINESS ACTIONS	SMALL BUSINESS DOLLARS
ARMY	AL	Redstone Arsenal	USA Missile Command	34	157,544	23	124,391	0	0
NAVY	NJ	Lakehurst	Naval Air Engineering Center	1	135	1	135	1	135
NAVY	DC	Washington	Naval Air Systems Command	10	12,654	9	11,899	1	1,283-
NAVY	PA	Philadelphia	Naval Aviation Support Office	3	12,209	3	11,209	2	1,119
NAVY	MD	Indian Head	Naval Ordnance Station	1	101	1	101	0	0
NAVY	CA	Long Beach	Naval Regional Contracting Ctr	1	8,236	1	8,236	0	0
NAVY	RI	Naval USC	Naval Underwtr Sys Ctr (Code 922)	1	3,338	1	3,338	1	338
NAVY	PA	Mechanicsburg	Navy Ships Parts Control Center	9	3,196	8	3,100	5	2,829
AIR FORCE	OH	Wright Patterson	AFBASC/SDCK	2	348	2	348	0	0
AIR FORCE	OH	Wright Patterson	AFBASC/YMK	3	3,652	3	3,652	3	3,652
AIR FORCE	CA	Norfolk AFB	BMO/PK	7	3,741	7	3,741	0	0
AIR FORCE	UT	Hill AFB	Ogden ALC/LMK	10	3,642	10	3,642	7	524
AIR FORCE	GA	Robins AFB	Warner Robins ALC/LKK	5	3,329	2	3,121	2	121
<b>TOTAL</b>			<b>1450 Guided Missile Handling &amp; Servicing Equip</b>	<b>92</b>	<b>191,174</b>	<b>76</b>	<b>156,963</b>	<b>25</b>	<b>6,592</b>

Prepared by:  
Washington Headquarters Services  
Directorate for Information  
Operations and Reports

# Prime Contract Awards by FSC/SVC and Purchasing Office in Excess of \$100,000

Dollars In Thousands

FY 1992

## 1510 Aircraft Fixed Wing

DEPT	STATE	CITY	PURCHASE OFFICE	TOTAL ALL AWARDS ACTIONS	TOTAL ALL AWARDS DOLLARS	U. S. BUSINESS ACTIONS	U. S. BUSINESS DOLLARS	SMALL BUSINESS ACTIONS	SMALL BUSINESS DOLLARS
ARMY	MD	St. Louis	USA Aviation Systems Command	17	99,345	10	76,028	0	0
NAVY	VA	Quantico	Marine Corps Systems Command	1	135	1	135	1	135
NAVY	DC	Washington	Naval Air Systems Command	40	541,738	39	541,654	0	0
NAVY	VA	Crystal City	Naval Air Systems Command	43	1,715,071	33	1,498,048	0	0
AIR FORCE	OH	Wright Patterson	AFBASC/Bik	19	10,107	19	10,107	0	0
AIR FORCE	OH	Wright Patterson	AFBASC/PKFK	17	363,203	13	362,479	0	0
AIR FORCE	OH	Wright Patterson	AFBASC/SDBK	2		1	785,096	0	29,283
AIR FORCE	OH	Wright Patterson	AFBASC/SDCK	41	782,703	37	785,096	0	0
AIR FORCE	OH	Wright Patterson	AFBASC/SDFK	7	8,081	3	3,203	0	0
AIR FORCE	OH	Wright Patterson	AFBASC/VFK	56	192,963	33	184,718	0	0
AIR FORCE	OH	Wright Patterson	AFBASC/VXK	27	624,217	26	614,602	0	0
AIR FORCE	OH	Wright Patterson	AFBASC/YCK	18	709,678	18	709,678	0	0
AIR FORCE	OH	Wright Patterson	AFBASC/YPK	203	1,576,527	98	392,541	1	4,208
AIR FORCE	OH	Wright Patterson	AFBASC/YSK	38	4,251,005	38	4,251,005	0	0
AIR FORCE	OH	Wright Patterson	AFBASC/YTK	6	15,826	5	4,091	0	0
AIR FORCE	OH	Wright Patterson	AFBASC/YWK	5	3,435	5	3,435	0	0
AIR FORCE	MA	Hanscom AFB	ESC/TWK	1	1,005	1	1,005	0	0
AIR FORCE	UT	Hill AFB	Ogden ALC/PK	95	16,308	65	11,279	0	0
AIR FORCE	OK	Tinker AFB	Oklahoma City ALC/LAD	11	27,374	10	27,569	0	0
AIR FORCE	CA	McClellan AFB	Sacramento ALC/LAK	2	1,400	2	1,400	2	1,400
AIR FORCE	CA	McClellan AFB	Sacramento ALC/PK	2	1,768	2	1,768	2	1,768
AIR FORCE	TX	Kelly AFB	San Antonio ALC/LAK	6	8,548	0	0	0	0
ODA	NM	Kirtland AFB	Defense Evaluation Support Act	2	8,785	2	785	0	0
<b>TOTAL</b>		<b>1510 Aircraft Fixed Wing</b>		<b>660</b>	<b>10,222,118</b>	<b>460</b>	<b>8,753,100</b>	<b>13</b>	<b>35,794</b>

Prepared by:

Washington Headquarters Services  
Directorate for Information  
Operations and Reports

ST 28

# Prime Contract Awards by FSC/SVC and Purchasing Office in Excess of \$100,000

Dollars In Thousands  
FY 1992

1520 Aircraft Rotary Wing		PURCHASE OFFICE	TOTAL ALL AWARDS		U. S. BUSINESS		SMALL BUSINESS	
DEPT	STATE CITY		ACTIONS	DOLLARS	ACTIONS	DOLLARS	ACTIONS	DOLLARS
ARMY	VA Falls Church	National Guard Bureau	1	974	1	974	0	0
ARMY	MO St. Louis	USA Aviation Systems Command	117	1,143,157	102	1,014,722	0	0
NAVY	DC Washington	Naval Air Systems Command	1	279-	1	279-	0	0
NAVY	VA Crystal City	Naval Air Systems Command	33	952,280	33	952,280	0	0
NAVY	PA Philadelphia	Naval Aviation Support Office	1	259	1	259	0	0
NAVY	NY New York	Naval Regional Contracting Ctr	2	147	0	0	0	0
<b>TOTAL 1520 Aircraft Rotary Wing</b>			<b>157</b>	<b>2,096,608</b>	<b>139</b>	<b>1,968,054</b>	<b>0</b>	<b>0</b>

Prepared by:  
Washington Headquarters Services  
Directorate for Information  
Operations and Reports



ST 28

# Prime Contract Awards by FSC/SVC and Purchasing Office in Excess of \$100,000

Dollars In Thousands

FY 1992

1550 Drones

DEPT	STATE	CITY	PURCHASE OFFICE	TOTAL ALL AWARDS ACTIONS	TOTAL ALL AWARDS DOLLARS	U.S. BUSINESS ACTIONS	U.S. BUSINESS DOLLARS	SMALL BUSINESS ACTIONS	SMALL BUSINESS DOLLARS
ARMY	AL	Redstone Arsenal	USA Missile Command	5	644	5	644	5	644
NAVY	DC	Washington	Naval Air Systems Command	11	84,756	8	62,145	0	0
NAVY	CA	China Lake	Naval Weapons Center	1	314	1	314	0	0
AIR FORCE	GA	Robins AFB	Warner Robins ALC/LKK	3	69,372	3	69,372	0	0
<b>TOTAL</b>		<b>1550 Drones</b>		<b>21</b>	<b>155,166</b>	<b>18</b>	<b>132,554</b>	<b>6</b>	<b>724</b>

Prepared by:  
 Washington Headquarters Services  
 Directorate for Information  
 Operations and Reports

# Prime Contract Awards by FSC/SVC and Purchasing Office in Excess of \$100,000

Dollars In Thousands  
FY 1992

1560 Airframe Structural Components		PURCHASE OFFICE		TOTAL ALL AWARDS	U. S. BUSINESS	SMALL BUSINESS
DEPT	STATE CITY			ACTIONS DOLLARS	ACTIONS DOLLARS	ACTIONS DOLLARS
ARMY	MO St. Louis		USA Aviation Systems Command	235 186,331	221 168,139	55 6,092
NAVY	DC Washington		Naval Air Systems Command	2 4,633	0 0	0 0
NAVY	VA Crystal City		Naval Air Systems Command	2 588,130	2 588,130	0 0
NAVY	PA Philadelphia		Naval Aviation Support Office	547 96,478	522 92,732	74 10,910
NAVY	PA Philadelphia	NAVSA	Naval Aviation Support Office	74 7,797	74 7,797	12 1,495
NAVY	NY New York		Naval Regional Contracting Ctr	1 119	0 0	0 0
NAVY	FL Pensacola	NAS	Naval Supply Center	4 280	3 238	2 140
AIR FORCE	OH Wright	Patterson AFB	Naval Supply Center	4 10,152	4 10,152	0 0
AIR FORCE	OH Hill	Patterson AFB	AFBASC/YCK	1 27,501	0 0	0 0
AIR FORCE	UT Hill	AFB	Ogden ALC/LAK	131 16,400	86 1,332	33 4,509
AIR FORCE	UT Hill	AFB	Ogden ALC/LIK	21 28,854	14 17,731	14 17,731
AIR FORCE	UT Hill	AFB	Ogden ALC/PK	10 2,815	10 2,815	0 0
AIR FORCE	UT Hill	AFB	Ogden ALC/PKXC	3 136	3 136	0 0
AIR FORCE	OK Tinker	AFB	Oklahoma City ALC/LAD	165 176,741	159 174,553	71 9,794
AIR FORCE	OK Tinker	AFB	Oklahoma City ALC/PAK	20 1,780	18 1,514	3 2,733
AIR FORCE	CA McClellan	AFB	Sacramento ALC/LAK	100 6,057	98 6,366	37 7,776
AIR FORCE	CA McClellan	AFB	Sacramento ALC/PAK	18 27,690	18 27,690	0 0
AIR FORCE	TX Kelly	AFB	Sacramento ALC/PAK	2 496	2 124	0 96
AIR FORCE	TX Kelly	AFB	San Antonio ALC/LAK	182 110	146 16,661	81 8,413
AIR FORCE	TX Kelly	AFB	San Antonio ALC/LPK	2 110	2 110	0 30
AIR FORCE	TX Kelly	AFB	San Antonio ALC/PAK	24 16,583	24 16,583	0 0
AIR FORCE	GA Robins	AFB	Warner Robins ALC/LBK	104 27,560	85 24,243	34 5,007
AIR FORCE	GA Robins	AFB	Warner Robins ALC/LFK	111 22,189	88 12,150	29 3,511
AIR FORCE	GA Robins	AFB	Warner Robins ALC/LJK	90 28,438	90 28,438	59 4,102
AIR FORCE	GA Robins	AFB	Warner Robins ALC/LKK	9 592	9 592	0 0
AIR FORCE	GA Robins	AFB	Warner Robins ALC/LUK	22 6,722	21 6,695	4 56
AIR FORCE	GA Robins	AFB	Warner Robins ALC/PAK	13 1,114	13 1,114	0 0
AIR FORCE	GA Robins	AFB	Warner Robins ALC/PAK	22 1,765	22 1,765	0 0
DLA	VA Richmond		Defense General Supply Center	163 11,104	159 10,835	58 3,571
DLA	PA Philadelphia		Defense Industrial Supply Center	2 266	2 266	1 195
<b>TOTAL 1560 Airframe Structural Components</b>				<b>2,093 1,248,559</b>	<b>1,900 1,135,452</b>	<b>596 62,902</b>

Prepared by:

Washington Headquarters Services  
Directorate for Information  
Operations and Reports

# Prime Contract Awards by FSC/SVC and Purchasing Office in Excess of \$100,000

Dollars In Thousands  
FY 1992

1610 Aircraft Propellers		PURCHASE OFFICE	TOTAL ALL AWARDS		U.S. BUSINESS		SMALL BUSINESS	
DEPT	STATE CITY		ACTIONS	DOLLARS	ACTIONS	DOLLARS	ACTIONS	DOLLARS
NAVY	CA Point Mugu	Naval Air Station	3	134	3	134	3	134
NAVY	PA Philadelphia	Naval Aviation Support Office	25	6,952	25	6,952	2	215
NAVY	NY New York	Naval Regional Contracting Ctr	6	723	0	0	0	0
AIR FORCE	NY New York	OLPM,WR-ALC/PKC	6	1,106	0	0	0	0
AIR FORCE	GA Robins AFB	Warner Robins ALC/LBK	45	12,143	27	8,290	3	129
DLA	OH Columbus	Defense Construction Supply Ctr	11	1,496	11	1,496	0	0
<b>TOTAL</b>	<b>1610 Aircraft Propellers</b>		<b>98</b>	<b>22,531</b>	<b>66</b>	<b>16,872</b>	<b>8</b>	<b>478</b>

Prepared by:

Washington Headquarters Services  
Directorate for Information  
Operations and Reports

# Prime Contract Awards by FSC/SVC and Purchasing Office in Excess of \$100,000

Dollars in Thousands

FY 1992

## 1615 Helicopter Rotor Blades, Drive Mechanisms

DEPT	STATE	CITY	PURCHASE OFFICE	TOTAL ALL AWARDS ACTIONS	TOTAL ALL AWARDS DOLLARS	U. S. BUSINESS ACTIONS	U. S. BUSINESS DOLLARS	SMALL BUSINESS ACTIONS	SMALL BUSINESS DOLLARS
ARMY	MO	St. Louis	USA Aviation Systems Command	256	131,436	240	128,272	77	13,144
NAVY	DC	Washington	Naval Air Systems Command	5	26,276	5	26,276	0	0
NAVY	PA	Philadelphia	Naval Aviation Support Office	147	37,982	145	37,247	36	6,164
NAVY	PA	Philadelphia	Naval Aviation Support Office	94	24,463	93	23,464	6	2,373
AIR FORCE	GA	Robins AFB	Warner Robins ALC/LUK	8	24,942	8	24,942	5	902
DLA	OH	Columbus	Defense Construction Supply Ctr	12	748	12	748	5	394

TOTAL 1615 Helicopter Rotor Blades, Drive Mechanisms

523 221,860 504 216,982 130 23,010

Prepared by:

Washington Headquarters Services  
Directorate for Information  
Operations and Reports

ST 28

# Prime Contract Awards by FSC/SVC and Purchasing Office in Excess of \$100,000

Dollars In Thousands

FY 1992

## 1620 Aircraft Landing Gear Components

DEPT	STATE	CITY	PURCHASE OFFICE	TOTAL ALL AWARDS ACTIONS	TOTAL ALL AWARDS DOLLARS	U.S. BUSINESS ACTIONS	U.S. BUSINESS DOLLARS	SMALL BUSINESS ACTIONS	SMALL BUSINESS DOLLARS
ARMY	MO	St. Louis	USA Aviation Systems Command	25	5,780	25	5,780	12	3,599
NAVY	PA	Philadelphia	Naval Aviation Support Office	69	12,344	65	11,846	14	1,297
NAVY	PA	Philadelphia	Naval Aviation Support Office	3	165	2	135	0	0
AIR FORCE	UT	Hill AFB	Ogden ALC/LAK	2	113	2	113	2	113
AIR FORCE	UT	Hill AFB	Ogden ALC/LIK	132	22,655	96	18,123	73	10,884
AIR FORCE	UT	Hill AFB	Ogden ALC/LMK	5	896-	4	754-	0	0
AIR FORCE	OK	Tinker AFB	Oklahoma City ALC/PK	2	223	2	223	0	0
AIR FORCE	TX	Kelly AFB	San Antonio ALC/PK	9	793	9	793	0	0
DLA	OH	Columbus	Defense Construction Supply Ctr	11	742	11	742	3	215
<b>TOTAL</b>			<b>1620 Aircraft Landing Gear Components</b>	<b>261</b>	<b>42,061</b>	<b>218</b>	<b>37,105</b>	<b>105</b>	<b>16,156</b>

Prepared by:  
Washington Headquarters Services  
Directorate for Information  
Operations and Reports

# Prime Contract Awards by FSC/SVC and Purchasing Office in Excess of \$100,000

Dollars In Thousands

FY 1992

## 1630 Aircraft Wheel and Brake Systems

DEPT	STATE	CITY	PURCHASE OFFICE	TOTAL ALL AWARDS ACTIONS	AWARDS DOLLARS	U. S. BUSINESS ACTIONS	U. S. BUSINESS DOLLARS	SMALL BUSINESS ACTIONS	SMALL BUSINESS DOLLARS
ARMY	MO	St. Louis	USA Aviation Systems Command	13	7,961	13	7,961	5	789
NAVY	PA	Philadelphia	Naval Aviation Support Office	36	7,123	30	6,774	3	842
NAVY	NY	New York	Naval Regional Contracting Ctr	2	131	0	0	0	0
AIR FORCE	UT	Hill AFB	Ogden ALC/LIK	138	23,326	114	18,684	32	3,195
AIR FORCE	UT	Hill AFB	Ogden ALC/LMK	5	347-	5	347-	1	37-
AIR FORCE	GA	Robins AFB	Warner Robins ALC/LUK	1	174	1	174	1	174
DLA	OH	Columbus	Defense Construction Supply Ctr	14	1,712	14	1,712	4	178
TOTAL 1630 Aircraft Wheel and Brake Systems				212	40,276	179	35,120	46	5,142

Prepared by:

Washington Headquarters Services  
Directorate for Information  
Operations and Reports

# Prime Contract Awards by FSC/SVC and Purchasing Office in Excess of \$100,000

Dollars in Thousands  
FY 1992

1650 Acft Hydraulic, Vacuum & De-icing Sys Comp		PURCHASE OFFICE		TOTAL ALL AWARDS	U. S. BUSINESS	SMALL BUSINESS
DEPT	STATE CITY			ACTIONS	ACTIONS	ACTIONS
ARMY	MO St. Louis	USA Aviation Systems Command		75	73	20
NAVY	NJ Lakehurst	Naval Air Engineering Center		1	1	1
NAVY	PA Philadelphia	Naval Aviation Support Office		155	151	25
NAVY	PA Philadelphia NAVSA	Naval Aviation Support Office		9	9	0
NAVY	NY New York	Naval Regional Contracting Ctr		4	0	0
NAVY	VA Norfolk	Naval Supply Center		1	1	0
AIR FORCE	UT Hill AFB	Ogden ALC/LAK		33	19	8
AIR FORCE	OK Tinker AFB	Oklahoma City ALC/LAD		3	3	0
AIR FORCE	OK Tinker AFB	Oklahoma City ALC/LID		185	167	24
AIR FORCE	OK Tinker AFB	Oklahoma City ALC/PK		4	4	1
AIR FORCE	CA McClellan AFB	Sacramento ALC/LAK		16	16	2
AIR FORCE	TX Kelly AFB	San Antonio ALC/LAK		10	5	2
AIR FORCE	TX Kelly AFB	San Antonio ALC/LDX		14	14	2
AIR FORCE	TX Kelly AFB	San Antonio ALC/PK		11	11	0
DLA	OH Columbus	Defense Construction Supply Ctr		43	43	10
<b>TOTAL 1650 Acft Hydraulic, Vacuum &amp; De-icing Sys Comp</b>				<b>588</b>	<b>521</b>	<b>98</b>
					<b>77,359</b>	<b>9,529</b>

81,553

77,359

9,529

Prepared by:  
Washington Headquarters Services  
Directorate for Information  
Operations and Reports

# Prime Contract Awards by FSC/SVC and Purchasing Office in Excess of \$100,000

Dollars In Thousands

FY 1992

## 1660 Aircraft AC, Heating and Pressurizing Eq

DEPT	STATE	CITY	PURCHASE OFFICE	TOTAL ALL AWARDS ACTIONS	TOTAL ALL AWARDS DOLLARS	U. S. BUSINESS ACTIONS	U. S. BUSINESS DOLLARS	SMALL BUSINESS ACTIONS	SMALL BUSINESS DOLLARS
ARMY	MO	St. Louis	USA Aviation Systems Command	17	7,392	17	7,392	5	423
NAVY	DC	Washington	Naval Air Systems Command	1	1,556	1	1,556	0	0
NAVY	PA	Philadelphia	Naval Aviation Support Office	112	18,174	107	18,782	6	851
AIR FORCE	UT	Hill AFB	Ogden ALC/LAK	4	499	4	499	0	0
AIR FORCE	OK	Tinker AFB	Oklahoma City ALC/LID	214	26,954	185	24,683	41	4,458
AIR FORCE	OK	Tinker AFB	Oklahoma City ALC/BDK	6	354	5	556	0	0
AIR FORCE	TX	Kelly AFB	San Antonio ALC/LDK	21	1,847	21	1,847	2	281
AIR FORCE	TX	Kelly AFB	San Antonio ALC/BDK	5	532	5	532	0	0
AIR FORCE	GA	Robins AFB	Warner Robins ALC/BDK	1	297	1	297	0	0
DLA	OH	Dayton	Defense Electronics Supply Ctr	9	405	8	337	4	181
<b>TOTAL</b>			<b>1660 Aircraft AC, Heating and Pressurizing Eq</b>	<b>396</b>	<b>58,014</b>	<b>358</b>	<b>56,489</b>	<b>60</b>	<b>6,268</b>

Prepared by:  
Washington Headquarters Services  
Directorate for Information  
Operations and Reports



# Prime Contract Awards by FSC/SVC and Purchasing Office in Excess of \$100,000

Dollars In Thousands  
FY 1992

## 1670 Parachutes and Cargo Tie Down Equipment

DEPT	STATE	CITY	PURCHASE OFFICE	TOTAL ALL ACTIONS	AWARDS DOLLARS	U.S. BUSINESS ACTIONS	BUSINESS DOLLARS	SMALL BUSINESS ACTIONS	BUSINESS DOLLARS
ARMY	NC	Fort Bragg	Directorate of Contracting	3	155	3	155	3	155
ARMY	AL	Redstone Arsenal	USA Missile Command	4	348-	4	348-	1	94
ARMY	MO	St. Louis	USA Troop Support Cmd (TROSCOM)	53	36,592	48	31,567	44	18,756
ARMY	AZ	Yuma	USA Yuma Proving Ground	2	183	2	183	2	183
NAVY	VA	Quantico MCD&EC	Marine Corps Systems Command	3	135	3	135	3	135
NAVY	PA	Philadelphia	Naval Aviation Support Office	26	2,681	22	2,150	14	786
NAVY	VA	Norfolk	Naval Supply Center	4	223	4	223	4	223
NAVY	CA	China Lake NWC	Naval Weapons Center	2	1,913	2	1,913	2	1,913
NAVY	CA	Mechanicsburg	Navy Ships Parts Control Center	1	231	1	231	1	231
AIR FORCE	CA	McClellan AFB	Sacramento ALC/PKC	1	117-	1	117-	0	0
AIR FORCE	TX	Kelly AFB	San Antonio ALC/LDK	30	3,289-	25	4,594-	16	6,942-
AIR FORCE	TX	Kelly AFB	San Antonio ALC/SWK	1	722-	1	722-	1	116
AIR FORCE	CO	Colorado Springs	USAF/LGC USAF Academy	2	116	2	116	2	116
AIR FORCE	GA	Robins AFB	Warner Robins ALC/LVK	9	1,076	5	382	4	322
DLA	VA	Richmond	Defense General Supply Center	11	931	8	597	7	375
<b>TOTAL</b>		<b>1670 Parachutes and Cargo Tie Down Equipment</b>		<b>168</b>	<b>40,184</b>	<b>144</b>	<b>32,276</b>	<b>110</b>	<b>16,003</b>

Prepared by:

Washington Headquarters Services  
Directorate for Information  
Operations and Reports

# Prime Contract Awards by FSC/SVC and Purchasing Office in Excess of \$100,000

Dollars In Thousands

FY 1992

## 1680 Msl Aircraft Accessories and Components

DEPT	STATE	CITY	PURCHASE OFFICE	TOTAL ALL AWARDS ACTIONS	DOLLARS	U.S. BUSINESS ACTIONS	DOLLARS	SMALL BUSINESS ACTIONS	DOLLARS
ARMY	IL	Rock Island	HQ AMCCOM	1	182	1	182	1	182
ARMY	VA	Falls Church	National Guard Bureau	1	3,746	1	3,746	0	0
ARMY	MO	St. Louis	USA Aviation Systems Command	213	183,310	203	172,005	41	7,168
ARMY	NJ	Fort Monmouth	USA Comm & Electronics Command	2	137	1	68	0	0
ARMY	FL	Miami	USA South USA Garrison - Panama	2	111	0	0	0	0
NAVY	NC	Cherry Point	MCAS Marine Corps Air Station	6	479	6	479	2	138
NAVY	IN	Indianapolis	NAC (Avionics Prog Branch 614)	2	18,270	1	3,436	0	0
NAVY	IN	Indianapolis	NAC (Commodity Branch/642)	1	960	1	2,960	0	0
NAVY	IN	Indianapolis	NAC (Ground Support Eq B/614)	1	2,960	1	2,960	0	0
NAVY	IN	Indianapolis	NAC (Production Support B/633)	2	417	2	417	2	417
NAVY	IN	Indianapolis	NAC (SCADC Program Branch/614)	1	131	0	0	0	0
NAVY	PA	Philadelphia	NRCC Phila (Lg Purch)	13	16,170	6	2,714	6	2,714
NAVY	PA	Warminster	Naval Air Development Center	1	7,729	11	7,729	0	0
NAVY	NJ	Lakehurst	Naval Air Engineering Center	1	281	1	281	0	0
NAVY	DC	Washington	Naval Air Systems Command	165	195,267	140	138,269	3	2,154
NAVY	VA	Crystal City	Naval Air Systems Command	29	85,524	24	54,316	2	2,301
NAVY	MD	Patuxent River	NATC Naval Air Warfare Center	1	851	1	851	0	0
NAVY	PA	Philadelphia	Naval Aviation Support Office	229	73,010	222	71,264	45	3,371
NAVY	PA	Philadelphia	Naval Aviation Support Office	33	4,140	32	3,141	3	43
NAVY	CA	San Diego	Naval Regional Contracting Ctr	2	184	1	43	0	0
NAVY	NY	New York	Naval Regional Contracting Ctr	86	7,184	0	0	0	0
NAVY	CA	Oakland	Naval Supply Center	1	196	1	196	1	196
NAVY	VA	Norfolk	Naval Supply Center	4	340	4	340	3	113
NAVY	VA	China Lake	Naval Supply Center	1	337	1	337	1	337
NAVY	CA	Travis AFB	Naval Weapons Center	1	125	1	125	1	125
AIR FORCE	CA	Travis AFB	60 CONS/LGC	3	1,010	1	1,010	0	0
AIR FORCE	OH	Wright Patterson	AFBASC/AEKA	4	773	4	773	4	773
AIR FORCE	OH	Wright Patterson	AFBASC/PKG	7	10,096	7	10,096	5	2,426
AIR FORCE	OH	Wright Patterson	AFBASC/VFK	54	113,936	40	23,615	0	0
AIR FORCE	OH	Wright Patterson	AFBASC/VLK	12	169,379	12	169,379	0	0
AIR FORCE	OH	Wright Patterson	AFBASC/YCK	10	15,375	17	14,110	3	3,494
AIR FORCE	OH	Wright Patterson	AFBASC/YPK	1	280	1	280	1	280
AIR FORCE	OH	Wright Patterson	AFBASC/YZKB	1	284	1	284	1	284
AIR FORCE	OH	Wright Patterson	AFBASC/YZKC	1	284	1	284	1	284
AIR FORCE	MA	Hanscom AFB	ESC/TWK	3	4,914	3	4,914	0	0
AIR FORCE	UT	Hill AFB	Ogden ALC/LAK	56	15,650	48	13,838	7	468
AIR FORCE	UT	Hill AFB	Ogden ALC/PK	1	248	1	248	0	0
AIR FORCE	OK	Tinker AFB	Oklahoma City ALC/LAD	10	488	9	433	0	307
AIR FORCE	OK	Tinker AFB	Oklahoma City ALC/PK	5	275-	5	275-	1	110
AIR FORCE	CA	McClellan AFB	Sacramento ALC/LAK	2	103	2	103	2	103
AIR FORCE	CA	McClellan AFB	Sacramento ALC/PK	2	7,050	2	7,050	0	0

Prepared by:

Washington Headquarters Services  
Directorate for Information  
Operations and Reports

# Prime Contract Awards by FSC/SVC and Purchasing Office in Excess of \$100,000

Dollars In Thousands

FY 1992

## 1680 Msl Aircraft Accessories and Components

DEPT	STATE	CITY	PURCHASE OFFICE	TOTAL ALL AWARDS ACTIONS	TOTAL ALL AWARDS DOLLARS	U. S. BUSINESS ACTIONS	U. S. BUSINESS DOLLARS	SMALL BUSINESS ACTIONS	SMALL BUSINESS DOLLARS
AIR FORCE	TX	Kelly AFB	San Antonio ALC/LAK	6	1,043	3	312	2	199
AIR FORCE	TX	Kelly AFB	San Antonio ALC/LDK	183	40,751	154	21,893	57	8,387
AIR FORCE	TX	Kelly AFB	San Antonio ALC/PK	9	4,484-	9	4,484-	0	0
AIR FORCE	GA	Robins AFB	Warner Robins ALC/LBK	6	501	5	372	3	235
AIR FORCE	GA	Robins AFB	Warner Robins ALC/LFK	4	1,654	4	1,654	2	305
AIR FORCE	GA	Robins AFB	Warner Robins ALC/LJK	6	534	6	534	1	32
AIR FORCE	GA	Robins AFB	Warner Robins ALC/LKK	2	228	2	228	1	192
AIR FORCE	GA	Robins AFB	Warner Robins ALC/LUK	6	572	6	572	5	243
AIR FORCE	GA	Robins AFB	Warner Robins ALC/LYK	1	3,014	1	3,014	0	0
AIR FORCE	GA	Robins AFB	Warner Robins ALC/PK	5	1,003	5	1,003	2	895
DLA	VA	Richmond	Defense General Supply Center	81	6,986	77	6,625	26	1,655
<b>TOTAL</b>	<b>1680</b>	<b>Msl Aircraft Accessories and Components</b>		<b>1,309</b>	<b>993,587</b>	<b>1,092</b>	<b>741,824</b>	<b>249</b>	<b>40,224</b>

Prepared by:  
Washington Headquarters Services  
Directorate for Information  
Operations and Reports

# Prime Contract Awards by FSC/SVC and Purchasing Office in Excess of \$100,000

Dollars In Thousands

FY 1992

## 1710 Aircraft Landing Equipment

DEPT	STATE	CITY	PURCHASE OFFICE	TOTAL ALL AWARDS ACTIONS	TOTAL ALL AWARDS DOLLARS	U.S. BUSINESS ACTIONS	U.S. BUSINESS DOLLARS	SMALL BUSINESS ACTIONS	SMALL BUSINESS DOLLARS
NAVY	NJ	Lakehurst	Naval Air Engineering Center	13	9,876	10	4,148	9	3,102
NAVY	VA	Crystal City	Naval Air Systems Command	1	11,250	0	0	0	0
NAVY	PA	Philadelphia	Naval Aviation Support Office	14	341	14	341	13	381
NAVY	PA	Mechanicsburg	Navy Ships Parts Control Center	9	2,901	0	0	0	0
AIR FORCE	OH	Wright Patterson	AFBASC/PKW	1	203	0	0	0	0
AIR FORCE	TX	Kelly AFB	San Antonio ALC/LAK	2	2,200	0	0	0	0
AIR FORCE	TX	Kelly AFB	San Antonio ALC/LDK	11	1,623	8	1,506	0	1,506
<b>TOTAL</b>			<b>1710 Aircraft Landing Equipment</b>	<b>54</b>	<b>28,552</b>	<b>35</b>	<b>6,052</b>	<b>33</b>	<b>5,046</b>

Prepared by:

Washington Headquarters Services  
Directorate for Information  
Operations and Reports

# Prime Contract Awards by FSC/SVC and Purchasing Office in Excess of \$100,000

Dollars In Thousands

FY 1992

## 1720 Aircraft Launching Equipment

DEPT	STATE	CITY	PURCHASE OFFICE	TOTAL ALL AWARDS ACTIONS	TOTAL ALL AWARDS DOLLARS	U. S. BUSINESS ACTIONS	U. S. BUSINESS DOLLARS	SMALL BUSINESS ACTIONS	SMALL BUSINESS DOLLARS
NAVY	NJ	Lakehurst	Naval Air Engineering Center	45	5,463	43	5,394	22	7,461
NAVY	CA	Point Mugu	Naval Air Station	2	1,731	2	1,731	0	0
NAVY	PA	Philadelphia	Naval Aviation Support Office	24	2,373	24	2,373	23	2,214
NAVY	CA	Long Beach	Naval Regional Contracting Ctr	2	2,489	2	2,489	0	0
NAVY	PA	Mechanicsburg	Navy Ships Parts Control Center	2	2,185	2	2,185	2	2,185
<b>TOTAL</b>			<b>1720 Aircraft Launching Equipment</b>	<b>76</b>	<b>12,299</b>	<b>74</b>	<b>12,230</b>	<b>48</b>	<b>11,917</b>

Prepared by:

Washington Headquarters Services  
Directorate for Information  
Operations and Reports

# Prime Contract Awards by FSC/SVC and Purchasing Office in Excess of \$100,000

Dollars In Thousands  
FY 1992

## 1730 Aircraft Ground Servicing Equipment

DEPT	STATE	CITY	PURCHASE OFFICE	TOTAL ALL ACTIONS	TOTAL ALL DOLLARS	U. S. ACTIONS	U. S. DOLLARS	SMALL BUSINESS ACTIONS	SMALL BUSINESS DOLLARS
ARMY	MO	St. Louis	USA Aviation Systems Command	20	7,100	18	2,253	12	2,331
NAVY	NC	Cherry Point	Marine Corps Air Station	1	4,499	1	499	1	499
NAVY	PA	Philadelphia	NRCC Phila (Lg Purch)	3	8,308	1	108	1	108
NAVY	NJ	Lakehurst	Naval Air Engineering Center	18	7,201	17	7,026	14	9,319-
NAVY	DC	Washington	Naval Air Systems Command	22	8,291	22	8,291	20	6,950
NAVY	PA	Philadelphia	Naval Aviation Support Office	60	12,890	54	12,516	35	4,197
NAVY	PA	Philadelphia	Naval Aviation Support Office	3	334	3	334	0	0
AIR FORCE	OH	Wright Patterson	NAVSA AFBASC/AEKA	1	600	1	600	0	0
AIR FORCE	OH	Wright Patterson	AFBASC/PKW	1	121	0	0	0	0
AIR FORCE	OK	Tinker AFB	Oklahoma City ALC/PK	2	112	2	112	0	0
AIR FORCE	OK	Tinker AFB	Oklahoma City ALC/PKO	1	189	1	189	1	189
AIR FORCE	CA	McClellan AFB	Sacramento ALC/PKO	1	1,050	2	1,050	1	836
AIR FORCE	TX	Kelly AFB	San Antonio ALC/LDK	113	30,804	86	26,666	75	23,298
AIR FORCE	TX	Kelly AFB	San Antonio ALC/PK	3	537	3	537	0	0
AIR FORCE	GA	Robins AFB	Warner Robins ALC/LFK	2	710	2	710	2	710
AIR FORCE	GA	Robins AFB	Warner Robins ALC/PAK	1	276	1	276	0	0
AIR FORCE	GA	Robins AFB	Warner Robins ALC/PAK	1	102-	0	0	0	0
DLA	OH	Columbus	Defense Construction Supply Ctr	17	860	11	574	8	440
<b>TOTAL</b>			<b>1730 Aircraft Ground Servicing Equipment</b>	<b>285</b>	<b>80,356</b>	<b>235</b>	<b>62,125</b>	<b>179</b>	<b>30,538</b>

Prepared by:

Washington Headquarters Services  
Directorate for Information  
Operations and Reports

# Prime Contract Awards by FSC/SVC and Purchasing Office in Excess of \$100,000

Dollars In Thousands

FY 1992

## 1740 Airfield Specialized Trucks and Trailers

DEPT	STATE	CITY	PURCHASE OFFICE	TOTAL ALL ACTIONS	AWARDS DOLLARS	U. S. BUSINESS ACTIONS	BUSINESS DOLLARS	SMALL BUSINESS ACTIONS	BUSINESS DOLLARS
ARMY	MO	St. Louis	USA Aviation Systems Command	1	184	1	184	1	184
NAVY	NJ	Lakehurst	Naval Air Engineering Center	4	12,091	4	12,091	3	12,050
NAVY	DC	Washington	Naval Air Systems Command	1	585	1	585	1	585
NAVY	PA	Philadelphia	Naval Aviation Support Office	7	2,408-	6	2,442-	5	513
AIR FORCE	TX	Kelly AFB	San Antonio ALC/LDK	3	502	2	353	2	353
AIR FORCE	GA	Robins AFB	Warner Robins ALC/LVK	2	6,328	2	6,328	1	103
ODA	NM	Kirtland AFB	Defense Evaluation Support Act	2	5,287	2	5,287	0	0
<b>TOTAL</b>			<b>1740 Airfield Specialized Trucks and Trailers</b>	<b>24</b>	<b>22,513</b>	<b>21</b>	<b>22,366</b>	<b>14</b>	<b>13,833</b>

Prepared by:

Washington Headquarters Services  
Directorate for Information  
Operations and Reports

# Prime Contract Awards by FSC/SVC and Purchasing Office in Excess of \$100,000

Dollars In Thousands  
FY 1992

1810 Space Vehicles		PURCHASE OFFICE		TOTAL ALL AWARDS	U. S. BUSINESS	SMALL BUSINESS
DEPT	STATE CITY			ACTIONS DOLLARS	ACTIONS DOLLARS	ACTIONS DOLLARS
NAVY	DC Washington	Naval Research Laboratory		4 1,772	4 1,772	0 0
NAVY	VA Arlington	Naval Space & Warfare Sys Cmd		5 278,514	5 278,514	0 0
AIR FORCE	CA Los Angeles	SMC/PKG Dir Space Nav Sys Cont		10 29,510	10 29,510	0 0
AIR FORCE	CA Los Angeles	SMC/PKR Contract Mngmt Office		20 9,931	20 9,931	19 8,919
AIR FORCE	CA Los Angeles	SMC/PKVI		29 36,592	29 36,592	2 195
AIR FORCE	CA Los Angeles	SMC/PKW Sat Systems Contracts		20 89,883	19 89,814	0 0
AIR FORCE	CA Los Angeles	SMC/PKZ Defense Support Sys Dir		6 32,216	6 32,216	0 0
<b>TOTAL 1810 Space Vehicles</b>				<b>94 478,417</b>	<b>93 478,348</b>	<b>21 9,114</b>



ST 28

# Prime Contract Awards by FSC/SVC and Purchasing Office in Excess of \$100,000

Dollars In Thousands  
FY 1992

1820 Space Vehicle Components		PURCHASE OFFICE		TOTAL ALL AWARDS	U. S. BUSINESS	SMALL BUSINESS
DEPT	STATE CITY			ACTIONS DOLLARS	ACTIONS DOLLARS	ACTIONS DOLLARS
AIR FORCE	CA Edwards AFB	AFFTC/PKRA R&D Contracts	FTC	1 204	1 204	1 204
AIR FORCE	UT Hill AFB	Ogden ALC/LMK		1 1,933	1 1,933	0 0
AIR FORCE	UT Hill AFB	Ogden ALC/PKXC		1 141-	1 141-	0 0
AIR FORCE	CA Los Angeles	SMC/PKA	Sat Systems Contracts	29 52,846	29 52,846	0 0
AIR FORCE	CA Los Angeles	SMC/PKW	Defense Support Sys Dir	7 3,905	7 3,905	0 0
AIR FORCE	CA L Angeles	SMC/PKZ	Support Sys Dir	33 85,063	33 85,063	4 3,787
AIR FORCE	CA McClellan AFB	Sacramento ALC/PK		1 1,470	1 1,470	0 0
<b>TOTAL</b>	<b>1820 Space Vehicle Components</b>			<b>74 145,310</b>	<b>74 145,310</b>	<b>5 3,991</b>

Prepared by:  
Washington Headquarters Services  
Directorate for Information  
Operations and Reports

ST 28

# Prime Contract Awards by FSC/SVC and Purchasing Office in Excess of \$100,000

Dollars In Thousands  
FY 1992

1830 Space Vehicle Remote Control Systems		PURCHASE OFFICE		TOTAL ALL AWARDS		U. S. BUSINESS		SMALL BUSINESS	
DEPT	STATE CITY			ACTIONS	DOLLARS	ACTIONS	DOLLARS	ACTIONS	DOLLARS
AIR FORCE	CA Los Angeles	SMC/PKS		11	50,491	11	50,491	0	0
AIR FORCE	CA Los Angeles	SMC/PKW Sat Systems Contracts		14	23,192	14	23,192	1	43
AIR FORCE	CA McClellan AFB	Sacramento ALC/PK		1	673	1	673	0	0
<b>TOTAL</b>	<b>1830 Space Vehicle Remote Control Systems</b>			<b>26</b>	<b>74,357</b>	<b>26</b>	<b>74,357</b>	<b>1</b>	<b>43</b>

Prepared by:  
Washington Headquarters Services  
Directorate for Information  
Operations and Reports

ST 28

# Prime Contract Awards by FSC/SVC and Purchasing Office in Excess of \$100,000

Dollars In Thousands

FY 1992

1840 Space Vehicle Launchers		PURCHASE OFFICE		TOTAL ALL AWARDS		U. S. BUSINESS		SMALL BUSINESS	
DEPT	STATE CITY			ACTIONS	DOLLARS	ACTIONS	DOLLARS	ACTIONS	DOLLARS
AIR FORCE	CA Los Angeles		SMC/PKV1	7	21,683	7	21,683	3	126
AIR FORCE	CA Los Angeles		SMC/PKV2	14	29,796	13	29,758	4	162
<b>TOTAL</b>	<b>1840 Space Vehicle Launchers</b>			<b>21</b>	<b>51,479</b>	<b>20</b>	<b>51,441</b>	<b>7</b>	<b>288</b>

Prepared by:  
Washington Headquarters Services  
Directorate for Information  
Operations and Reports

**Prime Contract Awards by FSC/SVC and  
Purchasing Office in Excess of \$100,000**

Dollars In Thousands  
FY 1992

1900 Frigates and Corvettes		PURCHASE OFFICE	TOTAL ALL AWARDS		U.S. BUSINESS		SMALL BUSINESS	
DEPT	STATE CITY		ACTIONS	DOLLARS	ACTIONS	DOLLARS	ACTIONS	DOLLARS
NAVY	DC Washington	Naval Sea Systems Command	1	24,980	0	0	0	0
NAVY	CA Long Beach-Lakewood	Supervisor, Shipbuilding Convers	3	833	3	833	0	0
<b>TOTAL</b>	<b>1900 Frigates and Corvettes</b>		<b>4</b>	<b>25,814</b>	<b>3</b>	<b>833</b>	<b>0</b>	<b>0</b>

Prepared by:  
Washington Headquarters Services  
Directorate for Information  
Operations and Reports

ST 28

# Prime Contract Awards by FSC/SVC and Purchasing Office in Excess of \$100,000

Dollars In Thousands

FY 1992

1901 Aircraft Carriers		PURCHASE OFFICE	TOTAL ALL AWARDS		U. S. BUSINESS		SMALL BUSINESS	
DEPT	STATE CITY		ACTIONS	DOLLARS	ACTIONS	DOLLARS	ACTIONS	DOLLARS
NAVY	DC Washington	Naval Sea Systems Command	2	8,918	2	8,918	0	0
NAVY	VA Newport News	Supervisor, Shipbuilding Convers	70	19,295	70	19,295	0	0
TOTAL 1901 Aircraft Carriers			72	28,213	72	28,213	0	0

Prepared by:  
 Washington Headquarters Services  
 Directorate for Information  
 Operations and Reports

# Prime Contract Awards by FSC/SVC and Purchasing Office in Excess of \$100,000

Dollars In Thousands

FY 1992

1902 Cruisers		PURCHASE OFFICE		TOTAL ALL AWARDS	U. S. BUSINESS	SMALL BUSINESS
DEPT	STATE CITY			ACTIONS DOLLARS	ACTIONS DOLLARS	ACTIONS DOLLARS
NAVY	DC Washington	Naval Sea Systems Command	12	20,153	12	20,153
NAVY	MD White Oak	Naval Surface Weapons Center	8	2,041	8	2,041
NAVY	ME Bath	Supervisor, Shipbuilding Converters	15	19,553	15	19,553
NAVY	MS Pascagoula	Supervisor, Shipbuilding Converters	104	19,761	104	19,761
<b>TOTAL</b>	<b>1902 Cruisers</b>		<b>139</b>	<b>42,509</b>	<b>139</b>	<b>42,509</b>

ST 28

# Prime Contract Awards by FSC/SVC and Purchasing Office in Excess of \$100,000

Dollars In Thousands

FY 1992

1903 Destroyers

DEPT	STATE	CITY	PURCHASE OFFICE	TOTAL ALL AWARDS ACTIONS	TOTAL ALL AWARDS DOLLARS	U.S. BUSINESS ACTIONS	U.S. BUSINESS DOLLARS	SMALL BUSINESS ACTIONS	SMALL BUSINESS DOLLARS
NAVY	DC	Washington	Naval Sea Systems Command	24	1,778,676	24	1,778,676	0	0
NAVY	CA	San Diego	Supervisor, Shipbuilding	1	121	1	121	1	121
NAVY	ME	Bath	Supervisor, Shipbuilding	105	29,579	105	29,579	0	0
NAVY	MS	Pascagoula	Supervisor, Shipbuilding	135	45,527	135	45,527	0	0
<b>TOTAL</b>		<b>1903 Destroyers</b>		<b>267</b>	<b>1,853,959</b>	<b>267</b>	<b>1,853,959</b>	<b>3</b>	<b>177</b>

Prepared by:

Washington Headquarters Services  
 Directorate for Information  
 Operations and Reports

ST 28

# Prime Contract Awards by FSC/SVC and Purchasing Office in Excess of \$100,000

Dollars In Thousands  
FY 1992

1904 Submarines		PURCHASE OFFICE	TOTAL ALL AWARDS		U. S. BUSINESS		SMALL BUSINESS	
DEPT	STATE CITY		ACTIONS	DOLLARS	ACTIONS	DOLLARS	ACTIONS	DOLLARS
NAVY	DC Washington	Naval Sea Systems Command	9	35,338	9	35,338	0	0
NAVY	CT Groton	Supervisor, Shipbuilding	125	52,699	125	52,699	0	0
NAVY	LA New Orleans	Supervisor, Shipbuilding	3	252	3	252	0	0
NAVY	VA Newport News	Supervisor, Shipbuilding	89	47,691	89	47,691	0	0
<b>TOTAL</b>	<b>1904 Submarines</b>		<b>226</b>	<b>135,980</b>	<b>226</b>	<b>135,980</b>	<b>0</b>	<b>0</b>

*Prepared by:*  
Washington Headquarters Services  
Directorate for Information  
Operations and Reports



# Prime Contract Awards by FSC/SVC and Purchasing Office In Excess of \$100,000

Dollars In Thousands

FY 1992

1905 Combat Ships and Landing Vessels

DEPT	STATE	CITY	PURCHASE OFFICE	TOTAL ALL AWARDS ACTIONS	DOLLARS	U. S. BUSINESS ACTIONS	DOLLARS	SMALL BUSINESS ACTIONS	DOLLARS
ARMY	MO	St. Louis	USA Troop Support Cmd (TROSCOM) Supervisor, Shipbuilding Convers	8	1,694	8	1,694	0	0
NAVY	MS	Pascagoula		1	2,753-	1	2,753-	0	0
<b>TOTAL</b>	<b>1905 Combat Ships and Landing Vessels</b>			<b>9</b>	<b>1,060-</b>	<b>9</b>	<b>1,060-</b>	<b>0</b>	<b>0</b>

Prepared by:

Washington Headquarters Services  
Directorate for Information  
Operations and Reports

# Prime Contract Awards by FSC/SVC and Purchasing Office in Excess of \$100,000

Dollars In Thousands  
FY 1992

1906 Minelayers and Minesweepers

DEPT	STATE	CITY	PURCHASE OFFICE	TOTAL ALL AWARDS ACTIONS	DOLLARS	U. S. BUSINESS ACTIONS	DOLLARS	SMALL BUSINESS ACTIONS	DOLLARS
NAVY	DC	Washington	Naval Sea Systems Command	5	198,825	4	197,208	1	125
NAVY	CA	San Diego	Navy Ocean System Center	1	105	1	105	0	0
NAVY	LA	New Orleans	Supervisor, Shipbuilding	5	213	5	213	0	0
NAVY	SC	Charleston	NAVSHIPYDS Supervisor, Shipbuilding	2	332	2	332	0	0
NAVY	WI	Sturgeon Bay	Supervisor, Shipbuilding	37	4,019	37	4,019	36	3,923
<b>TOTAL</b>			<b>1906 Minelayers and Minesweepers</b>	<b>52</b>	<b>203,548</b>	<b>51</b>	<b>201,930</b>	<b>37</b>	<b>4,048</b>

Prepared by:

Washington Headquarters Services  
Directorate for Information  
Operations and Reports

ST 28

# Prime Contract Awards by FSC/SVC and Purchasing Office in Excess of \$100,000

Dollars In Thousands  
FY 1992

1907 Landing Craft		PURCHASE OFFICE	TOTAL ALL AWARDS		U.S. BUSINESS		SMALL BUSINESS	
DEPT	STATE CITY		ACTIONS	DOLLARS	ACTIONS	DOLLARS	ACTIONS	DOLLARS
NAVY	DC Washington	Naval Sea Systems Command	21	182,536	21	182,536	0	0
NAVY	LA New Orleans	Supervisor, Shipbuilding Converst	13	1,038	13	1,038	0	0
NAVY	VA Newport News	Supervisor, Shipbuilding Converst	1	132-	1	132-	0	0
<b>TOTAL</b>	<b>1907 Landing Craft</b>		<b>35</b>	<b>183,442</b>	<b>35</b>	<b>183,442</b>	<b>0</b>	<b>0</b>

Prepared by:  
Washington Headquarters Services  
Directorate for Information  
Operations and Reports

# Prime Contract Awards by FSC/SVC and Purchasing Office in Excess of \$100,000

Dollars In Thousands

FY 1992

1908 Torpedo Boats and Gun Boats		PURCHASE OFFICE		TOTAL ALL AWARDS	U. S. BUSINESS	SMALL BUSINESS
DEPT	STATE CITY			ACTIONS DOLLARS	ACTIONS DOLLARS	ACTIONS DOLLARS
NAVY	VA Quantico MCD&EC	Marine Corps Systems Command	3	1,241	0	0
NAVY	DC Washington	Naval Sea Systems Command	2	3,648-	3,648-	3,648-
NAVY	LA New Orleans	Supervisor, Shipbuilding Converters	15	4,884	4,531	4,531
NAVY	MS Pascagoula	Supervisor, Shipbuilding Converters	9	5,079	5,052	5,052
<b>TOTAL</b>	<b>1908 Torpedo Boats and Gun Boats</b>		<b>29</b>	<b>7,556</b>	<b>5,935</b>	<b>883</b>

# Prime Contract Awards by FSC/SVC and Purchasing Office in Excess of \$100,000

Dollars In Thousands  
FY 1992

1910 Transport Vessels, Passenger and Troop		PURCHASE OFFICE		TOTAL ALL AWARDS	U.S. BUSINESS	SMALL BUSINESS
DEPT	STATE CITY			ACTIONS DOLLARS	ACTIONS DOLLARS	ACTIONS DOLLARS
NAVY	VA Quantico MCD&EC	Marine Corps Systems Command	1	312	0	0
NAVY	DC Washington	Naval Sea Systems Command	2	5,085	5,085	5,085
NAVY	CA Long Beach-Lakewood	Supervisor, Shipbuilding Convers	1	110	1	0
<b>TOTAL</b>	<b>1910 Transport Vessels, Passenger and Troop</b>		<b>7</b>	<b>5,679</b>	<b>4</b>	<b>5,085</b>

Prepared by:  
Washington Headquarters Services  
Directorate for Information  
Operations and Reports

# Prime Contract Awards by FSC/SVC and Purchasing Office in Excess of \$100,000

Dollars In Thousands  
FY 1992

## 1911 Amphibious Assault Ships

DEPT	STATE	CITY	PURCHASE OFFICE	TOTAL ALL AWARDS ACTIONS	DOLLARS	U.S. BUSINESS ACTIONS	DOLLARS	SMALL BUSINESS ACTIONS	DOLLARS
NAVY	DC	Washington	Naval Sea Systems Command	13	309,495	13	809,495	0	0
NAVY	CA	Long Beach-Lakewood	Supervisor, Shipbuilding	1	494-	1	494-	0	0
NAVY	LA	New Orleans	Supervisor, Shipbuilding	11	2,291	11	2,291	0	0
NAVY	MS	Pascagoula	Supervisor, Shipbuilding	47	6,007	47	6,007	0	0
<b>TOTAL</b>		<b>1911 Amphibious Assault Ships</b>		<b>72</b>	<b>817,299</b>	<b>72</b>	<b>817,299</b>	<b>0</b>	<b>0</b>

Prepared by:  
Washington Headquarters Services  
Directorate for Information  
Operations and Reports

# Prime Contract Awards by FSC/SVC and Purchasing Office in Excess of \$100,000

Dollars In Thousands

FY 1992

## 1915 Cargo and Tanker Vessels

DEPT	STATE	CITY	PURCHASE OFFICE	TOTAL ALL AWARDS ACTIONS	TOTAL ALL AWARDS DOLLARS	U.S. BUSINESS ACTIONS	U.S. BUSINESS DOLLARS	SMALL BUSINESS ACTIONS	SMALL BUSINESS DOLLARS
ARMY	MO	St. Louis	USA Troop Support Cmd (TROSCOM)	1	31,208	0	0	0	0
NAVY	DC	Washington	Naval Sea Systems Command	15	264,652	15	284,652	1	22,556
NAVY	CA	San Diego	Supervisor, Shipbuilding Converst	10	5,452	10	5,452	0	0
NAVY	FL	Jacksonville	Supervisor, Shipbuilding Converst	1	337	1	337	1	337
NAVY	LA	New Orleans	Supervisor, Shipbuilding Converst	29	8,775	29	8,775	0	0

## TOTAL 1915 Cargo and Tanker Vessels

56	330,422	55	299,216	2	22,893
----	---------	----	---------	---	--------

Prepared by:

Washington Headquarters Services  
Directorate for Information  
Operations and Reports

# Prime Contract Awards by FSC/SVC and Purchasing Office in Excess of \$100,000

Dollars in Thousands

FY 1992

1920 Fishing Vessels		PURCHASE OFFICE		TOTAL ALL AWARDS	U. S. BUSINESS	SMALL BUSINESS
DEPT	STATE CITY			ACTIONS DOLLARS	ACTIONS DOLLARS	ACTIONS DOLLARS
NAVY	NJ Lakehurst		Naval Air Engineering Center	1 578	0 0	0 0
NAVY	DC National Visitor Cen		Naval Sea Systems Command	4 719	2 185	0 0
<b>TOTAL 1920 Fishing Vessels</b>				<b>5 1,297</b>	<b>2 185</b>	<b>0 0</b>

Prepared by:  
Washington Headquarters Services  
Directorate for Information  
Operations and Reports



# Prime Contract Awards by FSC/SVC and Purchasing Office in Excess of \$100,000

Dollars In Thousands  
FY 1992

1921 Tugs and Towboats		PURCHASE OFFICE	TOTAL ALL AWARDS ACTIONS	U. S. BUSINESS ACTIONS	U. S. BUSINESS DOLLARS	SMALL BUSINESS ACTIONS	SMALL BUSINESS DOLLARS
DEPT	STATE CITY						
NAVY	DC Washington	Naval Sea Systems Command	1	1	9.394	0	0
<b>TOTAL</b>	<b>1921 Tugs and Towboats</b>		<b>2</b>	<b>2</b>	<b>9.421</b>	<b>1</b>	<b>28</b>

Prepared by:  
Washington Headquarters Services  
Directorate for Information  
Operations and Reports

# Prime Contract Awards by FSC/SVC and Purchasing Office in Excess of \$100,000

Dollars In Thousands  
FY 1992

1925 Special Service Vessels		PURCHASE OFFICE		TOTAL ALL AWARDS	U. S. BUSINESS	SMALL BUSINESS
DEPT	STATE CITY			ACTIONS DOLLARS	ACTIONS DOLLARS	ACTIONS DOLLARS
NAVY	DC Washington	Naval Sea Systems Command		12 62,768	12 62,768	3 2,800
TOTAL 1925 Special Service Vessels				16 62,944	15 62,864	6 2,896

Prepared by:  
Washington Headquarters Services  
Directorate for Information  
Operations and Reports

# Prime Contract Awards by FSC/SVC and Purchasing Office in Excess of \$100,000

Dollars In Thousands  
FY 1992

## 1935 Barges and Lighters, Special Purpose

DEPT	STATE	CITY	PURCHASE OFFICE	TOTAL ALL AWARDS ACTIONS	TOTAL ALL AWARDS DOLLARS	U.S. BUSINESS ACTIONS	U.S. BUSINESS DOLLARS	SMALL BUSINESS ACTIONS	SMALL BUSINESS DOLLARS
ARMY	AR	Pine Bluff	Pine Bluff Arsenal	2	146	2	146	2	146
NAVY	DC	Washington	Naval Sea Systems Command	5	17,282	5	17,282	3	11,527
NAVY	WA	Bremerton	Naval Supply Center Puget Sound	1	1,128	1	1,128	1	1,128
NAVY	RI	Naval USC	Naval Undersea Warfare Center	1	109	1	109	1	109
NAVY	RI	Naval USC	Naval Undersea Warfare Center	1	634	1	634	1	634
OCE	LA	New Orleans	USA Engineer Dist New Orleans	2	292	2	292	2	292
OCE	PA	Philadelphia	USA Engineer District Philadelphia	2	12,517	2	12,517	2	12,517
<b>TOTAL</b>		<b>1935 Barges and Lighters, Special Purpose</b>		<b>17</b>	<b>32,218</b>	<b>16</b>	<b>32,189</b>	<b>14</b>	<b>26,434</b>

Prepared by:

Washington Headquarters Services  
Directorate for Information  
Operations and Reports

# Prime Contract Awards by FSC/SVC and Purchasing Office in Excess of \$100,000

Dollars In Thousands

FY 1992

1940 Small Craft

DEPT	STATE	CITY	PURCHASE OFFICE	TOTAL ALL AWARDS ACTIONS	DOLLARS	U. S. BUSINESS ACTIONS	DOLLARS	SMALL BUSINESS ACTIONS	DOLLARS
ARMY	MO	St. Louis	USA Troop Support Cmd (TROSCOM)	1	153-	1	153-	0	0
NAVY	VA	Quantico	Marine Corps Systems Command	1	31,161	0	0	0	0
NAVY	CA	Port Hueneme	Naval Construction Battalion Cen	1	606	1	606	1	606
NAVY	DC	Washington	Naval Sea Systems Command	16	9,007	7	7,722	7	7,722
NAVY	CA	Oakland	Naval Supply Center	1	179	1	179	1	179
NAVY	PA	Mechanicsburg	Navy Ships Parts Control Center	17	1,168-	12	1,998-	6	3,789-
AIR FORCE	TX	Kelly AFB	San Antonio ALC/LDK	2	1,236	2	1,236	2	236
OCE	PA	Pittsburgh	USA Engineer District Pittsburgh	2	145	0	0	0	0
OCE	MO	St. Louis	USA Engineer District St Louis	1	312	0	0	0	0
<b>TOTAL</b>		<b>1940 Small Craft</b>		<b>57</b>	<b>41,087</b>	<b>28</b>	<b>6,809</b>	<b>20</b>	<b>5,129</b>

Prepared by:

Washington Headquarters Services  
 Directorate for Information  
 Operations and Reports

# Prime Contract Awards by FSC/SVC and Purchasing Office in Excess of \$100,000

Dollars In Thousands  
FY 1992

1945 Pontoons and Floating Docks		PURCHASE OFFICE	TOTAL ALL AWARDS	U.S. BUSINESS	SMALL BUSINESS
DEPT	STATE CITY		DOLLARS	ACTIONS	DOLLARS
NAVY	CA Port Hueneme	Naval Construction Battalion Cen	29,102	5	29,102
NAVY	DC Washington	Naval Sea Systems Command	3,091	0	0
NAVY	HI Pearl Harbor NC	Naval Supply Center	569	1	401
NAVY	SC Charleston	Naval Supply Center	121	1	121
NAVY	WA Bremerton	Naval Supply Center Puget Sound	303	3	303
OCE	OR Portland	USA Engineer District Portland	8,500	2	8,500
<b>TOTAL 1945 Pontoons and Floating Docks</b>			<b>41,836</b>	<b>13</b>	<b>38,477</b>

Prepared by:  
Washington Headquarters Services  
Directorate for Information  
Operations and Reports

# Prime Contract Awards by FSC/SVC and Purchasing Office in Excess of \$100,000

Dollars In Thousands  
FY 1982

1955 Dredges					
DEPT	STATE CITY	PURCHASE OFFICE	TOTAL ALL AWARDS ACTIONS DOLLARS	U. S. BUSINESS ACTIONS DOLLARS	SMALL BUSINESS ACTIONS DOLLARS
TOTAL	1955 Dredges		1 66	1 66	1 66

Prepared by:  
Washington Headquarters Services  
Directorate for Information  
Operations and Reports

# Prime Contract Awards by FSC/SVC and Purchasing Office in Excess of \$100,000

Dollars in Thousands  
FY 1992

1990 Miscellaneous Vessels

DEPT	STATE	CITY	PURCHASE OFFICE	TOTAL ALL AWARDS ACTIONS	U. S. BUSINESS ACTIONS	SMALL BUSINESS ACTIONS	TOTAL ALL AWARDS DOLLARS	U. S. BUSINESS DOLLARS	SMALL BUSINESS DOLLARS
NAVY	CA	Port Hueneme	Naval Construction Battalion Cen	2	2	2	239	239	239
NAVY	CA	San Diego	Naval Regional Contracting Ctr	1	1	0	162	162	0
NAVY	DC	Washington	Naval Sea Systems Command	5	5	2	4,699	4,699	4,421
NAVY	SC	Charleston	Navy Coastal Systems Center	1	1	1	450	450	450
NAVY	LA	New Orleans	Supervisor, Shipbuilding Convers	6	6	2	1,858	1,858	411
NAVY	MS	Pascagoula	Supervisor, Shipbuilding Convers	8	8	0	1,945	1,945	0
AIR FORCE	CA	San Francisco	18 CONS/LGC	1	0	0	131	0	0
OCE	KY	Louisville	USA Engineer Dist Louisville	2	2	1	635	635	524
OCE	AL	Mobile	USA Engineer Dist Mobile	2	1	1	129	82	82
OCE	PA	Philadelphia	USA Engineer District Philadelph	3	3	3	4,645	4,645	4,645
<b>TOTAL</b>			<b>1990 Miscellaneous Vessels</b>	<b>38</b>	<b>33</b>	<b>10</b>	<b>14,127</b>	<b>13,846</b>	<b>10,903</b>

Prepared by:

Washington Headquarters Services  
Directorate for Information  
Operations and Reports

# Prime Contract Awards by FSC/SVC and Purchasing Office in Excess of \$100,000

Dollars In Thousands  
FY 1992

## 2010 Ship and Boat Propulsion Equipment

DEPT	STATE	CITY	PURCHASE OFFICE	TOTAL ALL AWARDS ACTIONS	DOLLARS	U.S. ACTIONS	BUSINESS DOLLARS	SMALL ACTIONS	BUSINESS DOLLARS
ARMY	NC	Fort Bragg	Directorate of Contracting	2	110	0	0	0	0
ARMY	VA	Fort Belvoir	USA Belvoir Resch Devl & Engrng	3	1,650	0	1,650	3	1,650
NAVY	DC	Washington	Military Sealift Command	10	622	9	580	6	497
NAVY	DC	Washington	Naval Sea Systems Command	17	54,048	15	53,483	4	9,842
NAVY	CA	Marine ISL NAV SHIPYD	Naval Shipyard	2	153	2	153	2	153
NAVY	VA	Norfolk NAV SHIPYD	Naval Shipyard	3	339	2	197	0	147
NAVY	HI	Pearl Harbor NC	Naval Supply Center	2	280	2	280	1	147
NAVY	SC	Charleston	Naval Supply Center	10	363	9	312	1	147
NAVY	VA	Norfolk	Naval Supply Center	1	4,045	1	4,045	0	4,045
NAVY	WA	Bremerton	Naval Supply Center	1	115	1	115	0	115
NAVY	CA	Port Hueneme	Naval Supply Center Puget Sound	2	400	2	400	1	400
NAVY	PA	Mechanicsburg	Navy Ship Weapon Sys Engineers	1	400	1	400	1	400
NAVY	NH	Portsmouth	Navy Ships Parts Control Center	32	2,877	28	2,380	7	99-
NAVY	FL	Patrick AFB	Portsmouth Naval Shipyard	3	317	3	317	2	148
AIR FORCE	OH	Columbus	45th CONS/PK	1	122	1	122	1	122
DLA	PA	Philadelphia	Defense Construction Supply Ctr	8	935	5	416	1	35
OCE	PA	Philadelphia	USA Engineer District Philadelphia	1	200	1	200	0	0
<b>TOTAL</b>			<b>2010 Ship and Boat Propulsion Equipment</b>	<b>103</b>	<b>66,838</b>	<b>87</b>	<b>64,844</b>	<b>30</b>	<b>17,090</b>

Prepared by:  
Washington Headquarters Services  
Directorate for Information  
Operations and Reports



ST 28

# Prime Contract Awards by FSC/SVC and Purchasing Office in Excess of \$100,000

Dollars In Thousands

FY 1992

## 2020 Rigging and Rigging Gear

DEPT	STATE	CITY	PURCHASE OFFICE	TOTAL ALL AWARDS ACTIONS	DOLLARS	U. S. BUSINESS ACTIONS	DOLLARS	SMALL BUSINESS ACTIONS	DOLLARS
NAVY	PA	Philadelphia	NRCC Phila (Lg Purch)	2	164	2	164	2	164
NAVY	IN	Crane	Naval Weapons Support Center	1	333	1	333	1	333
NAVY	PA	Mechanicsburg	Navy Ships Parts Control Center	2	725	2	725	2	725
<b>TOTAL</b>	<b>2020 Rigging and Rigging Gear</b>			<b>10</b>	<b>1,385</b>	<b>9</b>	<b>1,316</b>	<b>8</b>	<b>1,291</b>

Prepared by:

Washington Headquarters Services  
Directorate for Information  
Operations and Reports

# Prime Contract Awards by FSC/SVC and Purchasing Office in Excess of \$100,000

Dollars In Thousands

FY 1992

2030 Deck Machinery		PURCHASE OFFICE		TOTAL ALL AWARDS	U. S. BUSINESS	SMALL BUSINESS
DEPT	STATE CITY			ACTIONS DOLLARS	ACTIONS DOLLARS	ACTIONS DOLLARS
NAVY	VA Norfolk	Military Sealift Command	2	145	0	0
NAVY	DC Washington	Naval Sea Systems Command	3	1,655	3	1,655
NAVY	RI Naval USC	Naval Underwr Sys Ctr (Code 912)	1	911	0	0
NAVY	PA Mechanicsburg	Navy Ships Parts Control Center	9	438	8	190
<b>TOTAL</b>	<b>2030 Deck Machinery</b>		<b>20</b>	<b>3,385</b>	<b>17</b>	<b>2,060</b>

Prepared by:

Washington Headquarters Services  
Directorate for Information  
Operations and Reports

# Prime Contract Awards by FSC/SVC and Purchasing Office in Excess of \$100,000

Dollars In Thousands

FY 1992

## 2040 Marine Hardware and Hull Items

DEPT	STATE	CITY	PURCHASE OFFICE	TOTAL ALL ACTIONS	AWARDS DOLLARS	U. S. BUSINESS ACTIONS	BUSINESS DOLLARS	SMALL BUSINESS ACTIONS	BUSINESS DOLLARS
ARMY	MO	St. Louis	USA Troop Support Cmd (TROSCOM)	1	247	1	247	0	0
NAVY	MA	Boston	Defense Contract Area Management	5	436	5	436	0	0
NAVY	CT	Submarine Base	Defense Contract Management Area	1	192	1	192	0	0
NAVY	DC	Washington	Military Sealift Command	1	251	1	251	1	251
NAVY	PA	Philadelphia	MRC Philadelphia (Lg Purch)	2	239	2	239	2	239
NAVY	CA	Port Hueneme	Naval Construction Battalion Cen	1	1,574	1	1,574	1	1,574
NAVY	DC	Washington	Naval Sea Systems Command	5	7,219	4	7,219	0	0
NAVY	FL	Jacksonville	Naval Supply Center	1	294	1	294	1	294
NAVY	FL	Pensacola NAS	Naval Supply Center	4	257	4	257	4	257
NAVY	SC	Charleston	Naval Supply Center	2	609	2	609	1	26
NAVY	VA	Norfolk	Naval Supply Center	7	1,799	7	1,799	7	1,799
NAVY	WA	Bremerton	Naval Supply Center Puget Sound	4	1,490	4	1,490	4	1,490
NAVY	SC	Charleston	Navy Coastal Systems Center	2	443	2	443	1	126
NAVY	PA	Mechanicsburg	Navy Ships Paris Control Center	69	4,584	67	4,411	46	2,793
DLA	VA	Richmond	Defense General Supply Center	48	4,982	44	4,816	26	2,881
<b>TOTAL</b>		<b>2040 Marine Hardware and Hull Items</b>		<b>161</b>	<b>24,640</b>	<b>153</b>	<b>23,507</b>	<b>99</b>	<b>10,827</b>

Prepared by:

Washington Headquarters Services  
Directorate for Information  
Operations and Reports

# Prime Contract Awards by FSC/SVC and Purchasing Office in Excess of \$100,000

Dollars In Thousands  
FY 1992

2050 Buys		PURCHASE OFFICE		TOTAL ALL AWARDS	U. S. BUSINESS	SMALL BUSINESS
DEPT	STATE CITY			ACTIONS DOLLARS	ACTIONS DOLLARS	ACTIONS DOLLARS
NAVY	CA Port Hueneme	Naval Construction Battalion Cen		1 1,809	1 1,809	1 1,809
NAVY	DC Washington	Naval Sea Systems Command		3 968	3 968	2 1,060
NAVY	CA Oakland	Naval Supply Center		3 151	2 106	2 106
NAVY	SC Charleston	Naval Supply Center		2 324	1 126	1 126
<b>TOTAL 2050 Buys</b>				<b>14 3,478</b>	<b>12 3,236</b>	<b>11 3,328</b>

*Prepared by:*  
Washington Headquarters Services  
Directorate for Information  
Operations and Reports

# Prime Contract Awards by FSC/SVC and Purchasing Office In Excess of \$100,000

Dollars In Thousands

FY 1992

2090 Miscellaneous Ship and Marine Equipment

DEPT	STATE	CITY	PURCHASE OFFICE	TOTAL ALL AWARDS ACTIONS	DOLLARS	U. S. BUSINESS ACTIONS	DOLLARS	SMALL BUSINESS ACTIONS	DOLLARS
ARMY	VA	Winchester	USA Engineer Middle East/Africa	1	2,204	0	0	0	0
NAVY	MD	Bethesda	David Taylor Naval Ship R&D Ctr	4	758	1	758	0	0
NAVY	CT	Submarine Base	Defense Contract Management Area	1	104	1	104	0	0
NAVY	DC	Washington	Marine Corps	1	108	1	108	0	0
NAVY	VA	Quantico MCD&EC	Marine Corps Systems Command	1	927	1	927	0	0
NAVY	DC	Washington	Military Sealift Command	5	288	2	288	5	288
NAVY	NJ	Bayonne	Military Sealift Command	3	284	2	155	2	155
NAVY	PA	Philadelphia	NRCC Phila (Lg Purch)	9	807	9	807	5	563
NAVY	HI	Pearl Harbor NS	Naval Facilities Engineering Com	1	583	1	583	1	583
NAVY	CA	Long Beach	Naval Regional Contracting Ctr	3	325	2	185	2	140
NAVY	CA	San Diego	Naval Regional Contracting Ctr	3	140	2	195	1	40
NAVY	DC	Naval Station	Naval Regional Contracting Ctr	1	109	0	0	0	0
NAVY	NY	New York	Naval Regional Contracting Ctr	2	425	0	0	0	0
NAVY	DC	Washington	Naval Sea Systems Command	44	32,311	17	28,866	8	10,608
NAVY	MD	Laurel	Naval Sea Systems Command	4	315	4	315	0	0
NAVY	CA	Oakland	Naval Supply Center	1	106	0	0	0	0
NAVY	SC	Charleston	Naval Supply Center	8	690	8	690	8	690
NAVY	VA	Norfolk	Naval Supply Center	28	2,837	26	2,837	26	2,837
NAVY	WA	Bremerton	Naval Supply Center Puget Sound	12	1,061	12	1,061	12	1,061
NAVY	SC	Charleston	Navy Coastal Systems Center	2	245	2	245	2	245
NAVY	CA	Port Hueneme	Navy Ship Weapon Sys Engineers	2	138	2	138	1	96
NAVY	PA	Mechanicsburg	Navy Ships Parts Control Center	25	3,374	24	2,557	22	2,821
NAVY	CT	Groton	Supervisor, Shipbuilding Convers	1	3,191-	1	3,191-	0	0
NAVY	MS	Pascagoula	Supervisor, Shipbuilding Convers	19	6,713	19	6,713	0	0
DLA	VA	Richmond	Defense General Supply Center	24	2,786	24	2,786	23	2,759
OCE	LA	New Orleans	USA Engineer Dist New Orleans	5	422	5	422	4	220
OCE	PA	Philadelphia	USA Engineer District Philadelphia	3	153	3	153	2	126
OCE	OR	Portland	USA Engineer District Portland	8	381	5	194	4	223
OCE	MS	Vicksburg	USA Engineer District Vicksburg	5	487	5	487	5	487
OCE	NC	Wilmington	USA Engineer District Wilmington	1	119	1	119	1	119

TOTAL 2090 Miscellaneous Ship and Marine Equipment 237 56,329 193 48,633 142 24,186

Prepared by:

Washington Headquarters Services  
Directorate for Information  
Operations and Reports

ST 28

# Prime Contract Awards by FSC/SVC and Purchasing Office in Excess of \$100,000

Dollars In Thousands

FY 1992

2210 Locomotives		PURCHASE OFFICE		TOTAL ALL AWARDS		U.S. BUSINESS		SMALL BUSINESS	
DEPT	STATE CITY	ACTIONS	DOLLARS	ACTIONS	DOLLARS	ACTIONS	DOLLARS	ACTIONS	DOLLARS
ARMY	MO St. Louis	4	1,897	4	1,897	4	1,897	3	1,290
TOTAL	2210 Locomotives	4	1,897	4	1,897	4	1,897	3	1,290

Prepared by:

Washington Headquarters Services  
Directorate for Information  
Operations and Reports

# Prime Contract Awards by FSC/SVC and Purchasing Office in Excess of \$100,000

Dollars In Thousands

FY 1992

2220 Rail Cars		PURCHASE OFFICE		TOTAL ALL AWARDS		U. S. BUSINESS		SMALL BUSINESS	
DEPT	STATE CITY			ACTIONS	DOLLARS	ACTIONS	DOLLARS	ACTIONS	DOLLARS
ARMY	MO St. Louis	USA Troop Support Cmd (TROSCOM)		4	9,472	4	9,472	1	6,358
<b>TOTAL</b>	<b>2220 Rail Cars</b>			<b>4</b>	<b>9,472</b>	<b>4</b>	<b>9,472</b>	<b>1</b>	<b>6,358</b>

Prepared by:  
Washington Headquarters Services  
Directorate for Information  
Operations and Reports

# Prime Contract Awards by FSC/SVC and Purchasing Office in Excess of \$100,000

Dollars In Thousands  
FY 1992

DEPT	STATE	CITY	PURCHASE OFFICE	TOTAL ALL AWARDS ACTIONS	DOLLARS	U. S. BUSINESS ACTIONS	DOLLARS	SMALL BUSINESS ACTIONS	DOLLARS
ARMY	OK	McAlester	McAlester Army Ammunition Plant	2	926	2	926	0	0
TOTAL 2230 Right-of-way Const and Maint Eq, Railroad				2	926	2	926	0	0

Prepared by:  
Washington Headquarters Services  
Directorate for Information  
Operations and Reports



**Prime Contract Awards by FSC/SVC and  
Purchasing Office in Excess of \$100,000**

Dollars In Thousands

FY 1992

2240 Locomotive & Rail Car Accessories & Comps		PURCHASE OFFICE		TOTAL ALL AWARDS	U. S. BUSINESS	SMALL BUSINESS
DEPT	STATE CITY	USA Troop Support Cmd (TROSCOM)		ACTIONS	ACTIONS	ACTIONS
ARMY	MO St. Louis			DOLLARS	DOLLARS	DOLLARS
				4	313-	4
				4	313-	4
TOTAL 2240 Locomotive & Rail Car Accessories & Comps				4	313-	4

Prepared by:

Washington Headquarters Services  
Directorate for Information  
Operations and Reports

# Prime Contract Awards by FSC/SVC and Purchasing Office in Excess of \$100,000

Dollars In Thousands

FY 1992

2250 Track Material, Railroad		PURCHASE OFFICE	TOTAL ALL AWARDS		U. S. BUSINESS		SMALL BUSINESS	
DEPT	STATE CITY		ACTIONS	DOLLARS	ACTIONS	DOLLARS	ACTIONS	DOLLARS
ARMY	NJ Bayonne MOT	MTMC Eastern Area	3	136	3	136	3	136
TOTAL 2250 Track Material, Railroad			5	245	5	245	4	170

Prepared by:

Washington Headquarters Services  
 Directorate for Information  
 Operations and Reports

# Prime Contract Awards by FSC/SVC and Purchasing Office in Excess of \$100,000

Dollars In Thousands

FY 1992

2305 Ground Effect Vehicles		PURCHASE OFFICE		TOTAL ALL AWARDS	U.S. BUSINESS	SMALL BUSINESS	
DEPT	STATE CITY			ACTIONS DOLLARS	ACTIONS DOLLARS	ACTIONS DOLLARS	
ARMY	MD Aberdeen	PROV	GRND	5	6,194	5	6,194
ARMY	NJ Fort Monmouth			1	6,860	0	0
ARMY	MI Warren			3	24,082	0	0
ARMY	MO St. Louis			8	3,361	1	71
ARMY	NY New York			2	2,291-	0	0
NAVY	VA Dahlgren			1	194	0	0
OCE	AL Mobile			3	113	2	77
TOTAL	2305 Ground Effect Vehicles			28	38,690	18	16,714
						9	6,372

Prepared by:

Washington Headquarters Services  
Directorate for Information  
Operations and Reports

# Prime Contract Awards by FSC/SVC and Purchasing Office in Excess of \$100,000

Dollars In Thousands  
FY 1992

## 2310 Passenger Motor Vehicles

DEPT	STATE	CITY	PURCHASE OFFICE	TOTAL ALL AWARDS ACTIONS	DOLLARS	U. S. BUSINESS ACTIONS	DOLLARS	SMALL BUSINESS ACTIONS	DOLLARS
ARMY	NC	Fort Bragg	Directorate of Contracting	1	105	1	105	1	105
ARMY	NY	New York	Fulda Suboffice RCO Frankfurt	3	755	0	0	0	0
ARMY	NY	New York	Regional Conting Off Bad Kreuznach	2	327	0	0	0	0
ARMY	TX	Fort Hood	US Army OPTEC Contracting Activity	2	121	2	121	0	0
ARMY	CA	San Francisco	USA Korea Contracting Agency	7	816	0	0	0	0
ARMY	NY	New York	USA Program Manager-SANG	2	465	0	0	0	0
ARMY	MI	Warren	USA Tank-Automotive Command	19	64,360	15	7,557	1	226
ARMY	NY	New York	USAREUR Contracting Center	3	621	0	0	0	0
ARMY	TX	Austin	USPFO for Texas	5	148	5	148	3	96
NAVY	DC	Washington	Naval Investigative Service Cnd	12	1,395	0	0	0	0
NAVY	CA	San Francisco	Naval Regional Contracting Ctr	1	198	0	0	0	0
AIR FORCE	CA	San Francisco	374 CONS/LGC	3	283	0	0	0	0
AIR FORCE	NY	New York	HQ USMTM/SAS/LGC	8	1,187	0	0	0	0
AIR FORCE	NY	New York	OL-A Det2 7000 CONS/LGC	2	1,559-	0	0	0	0
AIR FORCE	GA	Robins AFB	Warner Robins ALC/LVK	1	476	0	0	0	0
ODA	DC	Washington	Defense Supply Svc - Washington	1	564	1	564	0	0
<b>TOTAL</b>		<b>2310 Passenger Motor Vehicles</b>		<b>87</b>	<b>71,836</b>	<b>33</b>	<b>8,822</b>	<b>13</b>	<b>710</b>

Prepared by:

Washington Headquarters Services  
Directorate for Information  
Operations and Reports

# Prime Contract Awards by FSC/SVC and Purchasing Office in Excess of \$100,000

Dollars In Thousands  
FY 1992

2320 Trucks and Truck Tractors, Wheeled

DEPT	STATE	CITY	PURCHASE OFFICE	TOTAL ALL AWARDS ACTIONS	TOTAL ALL AWARDS DOLLARS	U. S. BUSINESS ACTIONS	U. S. BUSINESS DOLLARS	SMALL BUSINESS ACTIONS	SMALL BUSINESS DOLLARS
ARMY	KY	Fort Campbell	Directorate of Contracting	1	140	1	140	1	140
ARMY	NC	Fort Bragg	Directorate of Contracting	1	171	1	171	1	171
ARMY	MD	Aberdeen PROV GRND	HQ AMCCOM	5	51,262	5	51,262	0	0
ARMY	AR	Pine Bluff	Pine Bluff Arsenal	3	537	1	30	1	30
ARMY	TX	Fort Hood	US Army OPTEC Contracting Activity	2	121	1	55	0	0
ARMY	MO	Aberdeen PROV GRND	USA Aberdeen Proving Ground	5	1,138	4	685	3	505
ARMY	MS	Vicksburg	USA Engineer Water-Ways Exp Sta	2	204	2	204	2	204
ARMY	FL	Miami	USA South USA Garrison - Panama	2	122	1	44	0	0
ARMY	MI	Warren	USA Tank-Automotive Command	160	1,337,348	117	1,017,872	31	16,736
ARMY	NM	White Sands MSL RGE	USA White Sands Missile Range	11	942	10	831	1	831
ARMY	AZ	Yuma	USA Yuma Proving Ground	2	242	2	242	0	0
ARMY	NY	New York	USAREUR Contracting Center	16	8,073	0	0	0	0
NAVY	DC	Washington	Marine Corps	6	1,701	0	0	0	0
NAVY	CA	Port Hueneme	Naval Construction Battalion Cen	2	341	2	341	2	341
NAVY	DC	Naval Audio Visual	Naval Facilities Engineering Com	3	209	3	209	3	209
NAVY	HI	Pearl Harbor NS	Naval Facilities Engineering Com	4	1,308	0	0	0	0
NAVY	CA	San Diego	Naval Regional Contracting Ctr	1	230-	1	230-	1	230-
NAVY	NY	New York	Naval Supply Center	7	1,962	0	0	0	0
NAVY	VA	Norfolk	Naval Supply Depot	2	132	2	132	0	0
NAVY	CA	San Francisco	Naval Supply Center	2	111	0	0	0	0
NAVY	CA	San Francisco	Navy Ocean System Center Code 50	1	108	1	108	1	108
AIR FORCE	AK	Elmendorf AFB	3 COMS/LGC	1	365	1	365	1	365
AIR FORCE	CA	San Francisco	374 COMS/LGC	1	215	0	0	0	0
AIR FORCE	MS	Keesler AFB	393 COMS/CC	1	182	1	182	1	182
AIR FORCE	NM	Holloman AFB	49 TFW/LGC	2	112	2	112	2	112
AIR FORCE	FL	Eglin AFB	AFDTC/PKO	3	163	1	80	1	80
AIR FORCE	CA	Edwards AFB	AFDTC/PKRB	1	175	1	175	1	175
AIR FORCE	CA	Edwards AFB	AFDTC/PKRA R&D Contracts FTC	1	192	1	192	1	192
AIR FORCE	TX	Kelly AFB	San Antonio ALC/LDK	1	1,385	1	1,385	1	1,385
AIR FORCE	GA	Robins AFB	Warner Robins ALC/LVK	19	6,501	17	4,331	17	4,331
DLA	OH	Columbus	Defense Construction Supply Ctr	2	162	2	162	1	50
OCE	MA	Waltham	USA Engineer Dist New England	1	172	1	172	0	0
OCE	TX	Fort Worth	USA Engineer District Fort Worth	1	195	1	195	0	0
ODA	DC	Washington	Def Information Systems Agency	3	171	3	171	3	171
ODA	NM	Kirtland AFB	Def Nuclear Agency Field Command	1	210	1	210	0	0
TOTAL		2320 Trucks and Truck Tractors, Wheeled		294	1,417,158	202	1,081,386	100	25,733

Prepared by:

Washington Headquarters Services  
Directorate for Information  
Operations and Reports

# Prime Contract Awards by FSC/SVC and Purchasing Office in Excess of \$100,000

Dollars In Thousands

FY 1992

## 2330 Trailers

DEPT	STATE	CITY	PURCHASE OFFICE	TOTAL ALL AWARDS ACTIONS	DOLLARS	U. S. BUSINESS ACTIONS	DOLLARS	SMALL BUSINESS ACTIONS	DOLLARS
ARMY	KY	Fort Campbell	Directorate of Contracting	2	139	2	139	2	139
ARMY	VA	Warrenton	HQ US Army Garrison	2	102	0	0	0	0
ARMY	AR	Pine Bluff	Pine Bluff Arsenal	3	1,511	3	1,511	3	1,511
ARMY	UT	Tooele	Tooele Army Depot	1	1,859	1	1,859	1	1,859
ARMY	MI	Warren	USA Tank-Automotive Command	51	132,768	45	122,496	36	46,795
ARMY	NM	White Sands	USA White Sands Missile Range	3	272	3	272	3	272
NAVY	DC	Washington	Marine Corps	1	1,083	1	1,083	1	1,083
NAVY	VA	Quantico	Marine Corps Systems Command	1	11,810	0	0	0	0
NAVY	PA	Philadelphia	Naval Aviation Support Office	2	473	0	0	0	0
NAVY	CA	San Diego	Naval Station	4	135	1	126	0	0
NAVY	CA	Oakland	Naval Supply Center	1	126	1	126	1	126
NAVY	WA	Bremerton	Naval Supply Center Puget Sound	2	158	1	92	1	92
AIR FORCE	FL	Eglin AFB	AFDTC/PK1	4	436	4	436	4	436
AIR FORCE	NY	New York	OL-A Det 7 7000 CONS/LGC	1	130	0	0	0	0
AIR FORCE	UT	Hill AFB	Ogden ALC/PKO	4	199	4	199	3	131
AIR FORCE	TX	Kelly AFB	San Antonio ALC/LDK	1	1,634	1	1,634	1	1,634
AIR FORCE	GA	Robins AFB	Warner Robins ALC/LVK	8	225	8	225	5	699
AIR FORCE	GA	Robins AFB	Warner Robins ALC/PK3	7	1,961	7	1,961	6	1,921
AIR FORCE	GA	Robins AFB	Warner Robins ALC/PKO	4	325	4	325	0	0
OCE	FL	Jacksonville	USA Engineer Dist Jacksonville	8	4,456	8	4,456	5	1,841
OCE	LA	New Orleans	USA Engineer Dist New Orleans	29	3,503	29	3,503	29	3,503
<b>TOTAL</b>		<b>2330 Trailers</b>		<b>165</b>	<b>163,598</b>	<b>147</b>	<b>140,579</b>	<b>122</b>	<b>62,087</b>

Prepared by:

Washington Headquarters Services  
Directorate for Information  
Operations and Reports

# Prime Contract Awards by FSC/SVC and Purchasing Office in Excess of \$100,000

Dollars In Thousands  
FY 1992

## 2340 Motorcycles, Motor Scooters and Bicycles

DEPT	STATE	CITY	PURCHASE OFFICE	TOTAL ALL ACTIONS	AWARDS DOLLARS	U.S. BUSINESS ACTIONS	BUSINESS DOLLARS	SMALL BUSINESS ACTIONS	BUSINESS DOLLARS
ARMY	AR	Fort Chaffee	Chief Purchasing & Contracting	1	118	1	118	1	118
ARMY	TX	Texarkana	Red River Army Depot	3	151	0	0	0	0
ARMY	CO	Golden	USPFO for Colorado	1	124	0	0	0	0
NAVY	WA	Bremerton	Naval Supply Center Puget Sound	4	223	0	0	0	0
AIR FORCE	AR	Little Rock	314 CONS/LGC	1	153	0	0	0	0
AIR FORCE	NV	Nellis AFB	57 FW/LGC	4	192	0	0	0	0
AIR FORCE	CA	Edwards AFB	AFFIC/PKB	3	184	0	0	0	0
AIR FORCE	OK	Tinker AFB	Oklahoma City ALC/PKO	2	141	0	0	0	0
AIR FORCE	GA	Robins AFB	Warner Robins ALC/PKO	2	174	0	0	0	0
<b>TOTAL</b>			<b>2340 Motorcycles, Motor Scooters and Bicycles</b>	<b>55</b>	<b>2,975</b>	<b>3</b>	<b>201</b>	<b>2</b>	<b>154</b>

Prepared by:  
Washington Headquarters Services  
Directorate for Information  
Operations and Reports

# Prime Contract Awards by FSC/SVC and Purchasing Office in Excess of \$100,000

Dollars In Thousands

FY 1992

## 2350 Combat Assault & Tactical Veh, Tracked

DEPT	STATE	CITY	PURCHASE OFFICE	TOTAL ALL AWARDS ACTIONS	TOTAL ALL AWARDS DOLLARS	U.S. BUSINESS ACTIONS	U.S. BUSINESS DOLLARS	SMALL BUSINESS ACTIONS	SMALL BUSINESS DOLLARS
ARMY	IL	Rock Island	HQ AMCCOM	1	16,350	0	0	0	0
ARMY	VA	Fort Belvoir	USA Belvoir Resch Devl & Engrng	3	288	3	288	0	0
ARMY	MI	Warren	USA Tank-Automotive Command	178	566,285	133	239,474	6	2,624
ARMY	NY	New York	USAREUR Contracting Center	1	105	0	0	0	0
NAVY	CA	El Segundo	Defense Contract Management Divi	2	816	0	0	0	0
NAVY	DC	Washington	Marine Corps	3	176	1	108-	0	0
NAVY	VA	Quantico	Marine Corps Systems Command	5	20,783	3	8,506	2	8,456
AIR FORCE	CA	McClellan AFB	Sacramento ALC/LIK	1	283	1	283	1	283
<b>TOTAL</b>			<b>2350 Combat Assault &amp; Tactical Veh, Tracked</b>	<b>195</b>	<b>605,135</b>	<b>141</b>	<b>248,443</b>	<b>9</b>	<b>11,362</b>

Prepared by:

Washington Headquarters Services  
Directorate for Information  
Operations and Reports



ST 28

# Prime Contract Awards by FSC/SVC and Purchasing Office in Excess of \$100,000

Dollars In Thousands

FY 1992

## 2410 Tractor, Full Tracked, Low Speed

DEPT	STATE	CITY	PURCHASE OFFICE	TOTAL ALL AWARDS ACTIONS	DOLLARS	U.S. BUSINESS ACTIONS	DOLLARS	SMALL BUSINESS ACTIONS	DOLLARS
ARMY	GA	Fort Stewart	Directorate of Contracting	1	167	0	0	0	0
ARMY	VA	Winchester	USA Engineer Middle East/Africa	5	508	0	0	0	0
ARMY	MI	Warren	USA Tank-Automotive Command	1	233	0	0	0	0
DLA	OH	Columbus	Defense Construction Supply Ctr	36	14,362	35	14,216	0	0
<b>TOTAL</b>		<b>2410 Tractor, Full Tracked, Low Speed</b>		<b>48</b>	<b>15,548</b>	<b>39</b>	<b>14,437</b>	<b>3</b>	<b>147</b>

Prepared by:

Washington Headquarters Services  
 Directorate for Information  
 Operations and Reports

# Prime Contract Awards by FSC/SVC and Purchasing Office in Excess of \$100,000

Dollars In Thousands

FY 1992

2420 Tractors, Wheeled		PURCHASE OFFICE	TOTAL ALL AWARDS		U.S. BUSINESS		SMALL BUSINESS	
DEPT	STATE CITY		ACTIONS	DOLLARS	ACTIONS	DOLLARS	ACTIONS	DOLLARS
ARMY	AK Fort Richardson	HQ 6th Infantry Div/USA Garrison	2	168	0	0	0	0
ARMY	MI Warren	USA Tank-Automotive Command	4	297	4	297	0	0
ARMY	NY New York	USAREUR Contracting Center	5	385	0	0	0	0
DLA	OH Columbus	Defense Construction Supply Ctr	12	2,079	4	240	0	0
OCE	IL Rock Island	USA Engineer Dist Rock Island	1	136	0	0	0	0
<b>TOTAL 2420 Tractors, Wheeled</b>			<b>40</b>	<b>3,906</b>	<b>16</b>	<b>896</b>	<b>7</b>	<b>325</b>

*Prepared by:*  
Washington Headquarters Services  
Directorate for Information  
Operations and Reports

ST 28

# Prime Contract Awards by FSC/SVC and Purchasing Office in Excess of \$100,000

Dollars In Thousands

FY 1992

2430 Tractors, Full Tracked, High Speed		PURCHASE OFFICE		TOTAL ALL AWARDS		U.S. BUSINESS		SMALL BUSINESS	
DEPT	STATE CITY	USA	MI Warren	AWARDS	ACTIONS	AWARDS	ACTIONS	AWARDS	ACTIONS
ARMY				DOLLARS		DOLLARS		DOLLARS	
				456	1	456	1	456	0
				510	2	456	1	456	0
TOTAL 2430 Tractors, Full Tracked, High Speed									

Prepared by:  
Washington Headquarters Services  
Directorate for Information  
Operations and Reports

# Prime Contract Awards by FSC/SVC and Purchasing Office in Excess of \$100,000

Dollars In Thousands

FY 1992

## 2510 Vehicular Cab, Body, Frame Structural Comp

DEPT	STATE	CITY	PURCHASE OFFICE	TOTAL ALL AWARDS ACTIONS	TOTAL ALL AWARDS DOLLARS	U. S. BUSINESS ACTIONS	U. S. BUSINESS DOLLARS	SMALL BUSINESS ACTIONS	SMALL BUSINESS DOLLARS
ARMY	IL	Rock Island	HQ AMCCOM	3	2,293	3	2,293	1	2,205
ARMY	MI	Warren	USA Tank-Automotive Command	153	95,571	137	90,749	121	84,425
ARMY	MO	St. Louis	USA Troop Support Cmd (TROSCOM)	1	261	1	261	1	261
NAVY	PA	Philadelphia	Naval Aviation Support Office	2	1,497	2	1,497	2	1,497
NAVY	SC	Charleston	Navy Coastal Systems Center	1	860	1	860	1	860
AIR FORCE	MS	Keesler AFB	393 COMS/CC	2	305	2	305	2	305
AIR FORCE	UT	Hill AFB	Ogden ALC/PKO	12	1,257	12	1,257	12	1,257
DLA	OH	Columbus	Defense Construction Supply Ctr	100	14,204	95	13,694	79	11,755
<b>TOTAL</b>		<b>2510 Vehicular Cab, Body, Frame Structural Comp</b>		<b>280</b>	<b>116,562</b>	<b>258</b>	<b>111,148</b>	<b>224</b>	<b>102,796</b>

Prepared by:  
 Washington Headquarters Services  
 Directorate for Information  
 Operations and Reports

# Prime Contract Awards by FSC/SVC and Purchasing Office in Excess of \$100,000

Dollars In Thousands  
FY 1992

2520 Vehicular Power Transmission Components		PURCHASE OFFICE		TOTAL ALL AWARDS	U S BUSINESS	SMALL BUSINESS
DEPT	STATE CITY			ACTIONS	ACTIONS	DOLLARS
ARMY	CA Fort Ord	Directorate of Contracting		2	2	165
ARMY	IL Rock Island	HQ AMCCOM		2	2	116
ARMY	MO St. Louis	USA Aviation Systems Command		2	2	289
ARMY	MI Warren	USA Tank-Automotive Command		183	171	97,754
NAVY	DC Washington	Marine Corps		7	5	2,407
AIR FORCE	GA Robins AFB	Warner Robins ALC/LVK		10	10	493
AIR FORCE	GA Robins AFB	Warner Robins ALC/PK		1	1	104
DLA	OH Columbus	Defense Construction Supply Ctr		66	51	4,397
TOTAL	2520 Vehicular Power Transmission Components			277	247	103,915
						13,649

Prepared by:

Washington Headquarters Services  
Directorate for Information  
Operations and Reports

# Prime Contract Awards by FSC/SVC and Purchasing Office in Excess of \$100,000

Dollars In Thousands  
FY 1992

2530 Vehicular Brake, Steering, Axle Wheel Comp		PURCHASE OFFICE		TOTAL ALL AWARDS	U.S. BUSINESS	SMALL BUSINESS
DEPT	STATE CITY			ACTIONS	DOLLARS	DOLLARS
ARMY	TX Texarkana	Red River Army Depot		2	552	0
ARMY	MI Warren	USA Tank-Automotive Command		224	87,620	18,824
NAVY	DC Washington	Marine Corps		4	2,993	1,236
DLA	OH Columbus	Defense Construction Supply Ctr		92	8,225	4,684
<b>TOTAL</b>	<b>2530 Vehicular Brake, Steering, Axle Wheel Comp</b>			<b>327</b>	<b>99,670</b>	<b>23,845</b>

Prepared by:  
Washington Headquarters Services  
Directorate for Information  
Operations and Reports

# Prime Contract Awards by FSC/SVC and Purchasing Office in Excess of \$100,000

Dollars In Thousands

FY 1992

## 2540 Vehicular Furniture and Accessories

DEPT	STATE	CITY	PURCHASE OFFICE	TOTAL ALL AWARDS ACTIONS	TOTAL ALL AWARDS DOLLARS	U.S. BUSINESS ACTIONS	U.S. BUSINESS DOLLARS	SMALL BUSINESS ACTIONS	SMALL BUSINESS DOLLARS
ARMY	MI	Warren	USA Tank-Automotive Command	157	48,436	154	48,132	133	24,979
ARMY	MO	St. Louis	USA Troop Support Cmd (TROSCOM)	2	190	2	190	2	190
DLA	OH	Columbus	Defense Construction Supply Ctr	116	14,595	114	14,151	94	12,485
<b>TOTAL</b>		<b>2540 Vehicular Furniture and Accessories</b>		<b>282</b>	<b>63,508</b>	<b>276</b>	<b>62,666</b>	<b>234</b>	<b>37,784</b>

Prepared by:

Washington Headquarters Services  
Directorate for Information  
Operations and Reports

# Prime Contract Awards by FSC/SVC and Purchasing Office in Excess of \$100,000

Dollars In Thousands

FY 1992

## Miscellaneous Vehicular Components

DEPT	STATE	CITY	PURCHASE OFFICE	TOTAL ALL AWARDS ACTIONS	TOTAL ALL AWARDS DOLLARS	U.S. BUSINESS ACTIONS	U.S. BUSINESS DOLLARS	SMALL BUSINESS ACTIONS	SMALL BUSINESS DOLLARS
ARMY	CO	Fort Carson	Directorate of Contracting	5	1,927	5	1,927	5	1,927
ARMY	GA	Fort Stewart	Directorate of Contracting	20	1,819	20	1,819	20	1,819
ARMY	LA	Fort Polk	Directorate of Contracting	6	520	6	520	6	520
ARMY	NC	Fort Bragg	Directorate of Contracting	13	1,747	13	1,747	13	1,747
ARMY	TX	Fort Hood	Directorate of Contracting	9	1,719	9	1,719	9	1,719
ARMY	IL	Rock Island	HQ AMCCOM	7	5,862	5	4,040	4	4,006
ARMY	VA	Falls Church	National Guard Bureau	5	1,186	0	0	0	0
ARMY	FL	Miami	USA South USA Garrison - Panama	5	2,164	0	0	0	0
ARMY	MI	Warren	USA Tank-Automotive Command	155	46,668	105	41,883	64	8,488
NAVY	DC	Washington	Marine Corps	41	8,088	27	2,272	27	2,272
NAVY	NY	New York	Naval Regional Contracting Ctr	1	453	0	0	0	0
NAVY	CA	San Francisco	Naval Supply Depot	1	160	1	160	1	160
NAVY	NH	Portsmouth	Portsmouth Naval Shipyard	4	150	4	150	4	150
AIR FORCE	NC	Pope AFB	317 TAW/LGC	3	102	3	102	3	102
AIR FORCE	TX	Lackland AFB	394 CONSLCC	9	537	9	537	9	537
DLA	OH	Columbus	Defense Construction Supply Ctr	44	5,524	42	5,421	35	3,591
DLA	PA	New Cumberland	Defense Distribution Region East	1	214	0	0	0	0
ODA	DC	Washington	Virginia Contracting Activity	4	280	4	280	4	280
<b>TOTAL</b>			<b>Miscellaneous Vehicular Components</b>	<b>343</b>	<b>78,567</b>	<b>262</b>	<b>61,953</b>	<b>212</b>	<b>26,652</b>

Prepared by:

Washington Headquarters Services  
Directorate for Information  
Operations and Reports



ST 28

# Prime Contract Awards by FSC/SVC and Purchasing Office in Excess of \$100,000

Dollars In Thousands  
FY 1992

## 2610 Tires & Tubes, Pneumatic, Except Aircraft

DEPT	STATE	CITY	PURCHASE OFFICE	TOTAL ALL AWARDS ACTIONS	DOLLARS	U. S. ACTIONS	BUSINESS DOLLARS	SMALL ACTIONS	BUSINESS DOLLARS
ARMY	GA	Fort Benning	Commander USA Infantry Center	4	158	4	158	4	158
ARMY	KS	Fort Riley	Directorate of Contracting	6	278	6	278	0	0
ARMY	HI	Fort Shafter	USA Support Command	1	107	1	107	0	0
ARMY	MI	Warren	USA Tank-Automotive Command	137	53,528	137	52,134	54	16,293
NAVY	DC	Washington	Marine Corps	7	400	7	400	7	400
<b>TOTAL</b>		<b>2610 Tires &amp; Tubes, Pneumatic, Except Aircraft</b>		<b>192</b>	<b>55,228</b>	<b>160</b>	<b>53,330</b>	<b>69</b>	<b>17,057</b>

Prepared by:

Washington Headquarters Services  
Directorate for Information  
Operations and Reports

ST 28

# Prime Contract Awards by FSC/SVC and Purchasing Office in Excess of \$100,000

Dollars In Thousands

FY 1992

## 2620 Tires and Tubes, Pneumatic, Aircraft

DEPT	STATE	CITY	PURCHASE OFFICE	TOTAL ALL AWARDS ACTIONS	TOTAL ALL AWARDS DOLLARS	U. S. BUSINESS ACTIONS	U. S. BUSINESS DOLLARS	SMALL BUSINESS ACTIONS	SMALL BUSINESS DOLLARS
NAVY	PA	Philadelphia	Naval Aviation Support Office	12	5,023	12	5,023	0	0
AIR FORCE	UT	Hill AFB	Ogden ALC/LIK	50	24,202	40	22,169	0	0
<b>TOTAL 2620 Tires and Tubes, Pneumatic, Aircraft</b>				<b>63</b>	<b>29,250</b>	<b>53</b>	<b>27,217</b>	<b>0</b>	<b>0</b>

Prepared by:  
Washington Headquarters Services  
Directorate for Information  
Operations and Reports

# Prime Contract Awards by FSC/SVC and Purchasing Office in Excess of \$100,000

Dollars In Thousands  
FY 1992

2630 Tires, Solid and Cushion		PURCHASE OFFICE		TOTAL ALL AWARDS	U. S. BUSINESS	SMALL BUSINESS
DEPT	STATE CITY			ACTIONS	DOLLARS	ACTIONS DOLLARS
ARMY	MI Warren	USA Tank-Automotive Command		3	136	3 136
NAVY	VA Quantico	MCD&EC Marine Corps Systems Command		3	15,120	0 15,120
<b>TOTAL</b>	<b>2630 Tires, Solid and Cushion</b>			<b>9</b>	<b>15,408</b>	<b>8 15,355</b>
						<b>5 235</b>

*Prepared by:*  
Washington Headquarters Services  
Directorate for Information  
Operations and Reports

ST 28

# Prime Contract Awards by FSC/SVC and Purchasing Office in Excess of \$100,000

Dollars In Thousands

FY 1992

## 2640 Tire Rebuilding & Tire & Tube Repair Ma's

DEPT	STATE	CITY	PURCHASE OFFICE	TOTAL ALL AWARDS ACTIONS	AWARDS DOLLARS	U.S. ACTIONS	U.S. BUSINESS DOLLARS	SMALL ACTIONS	SMALL BUSINESS DOLLARS
ARMY	TX	Texasarkana	Red River Army Depot	24	1,024	22	952	0	0
ARMY	MI	Warren	USA Tank-Automotive Command	9	13,783	9	13,783	6	1,442
ARMY	NY	New York	USAREUR Contracting Center	1	188	0	0	0	0
<b>TOTAL</b>			<b>2640 Tire Rebuilding &amp; Tire &amp; Tube Repair Mats</b>	<b>37</b>	<b>15,148</b>	<b>32</b>	<b>14,780</b>	<b>7</b>	<b>1,487</b>

Prepared by:

Washington Headquarters Services  
Directorate for Information  
Operations and Reports

# Prime Contract Awards by FSC/SVC and Purchasing Office in Excess of \$100,000

Dollars In Thousands  
FY 1992

## 2805 Gas Reciprocating Eng. Except Acft. & Comps

DEPT	STATE	CITY	PURCHASE OFFICE	TOTAL ALL AWARDS ACTIONS	AWARDS DOLLARS	U.S. BUSINESS ACTIONS	BUSINESS DOLLARS	SMALL BUSINESS ACTIONS	BUSINESS DOLLARS
ARMY	MO	St. Louis	USA Troop Support Cmd (TROSCOM)	3	208	3	208	3	208
NAVY	PA	Philadelphia	Naval Aviation Support Office	3	143	3	143	1	58
NAVY	PA	Mechanicsburg	Navy Ships Parts Control Center	6	2,979	3	1,774	1	89
AIR FORCE	TX	Kelly AFB	San Antonio ALC/LDK	3	524	3	524	1	302
DLA	OH	Columbus	Defense Construction Supply Ctr	8	524	8	524	2	134
TOTAL	2805	Gas Reciprocating Eng. Except Acft. & Comps		30	4,963	24	3,593	11	925

Prepared by:

Washington Headquarters Services  
Directorate for Information  
Operations and Reports

**Prime Contract Awards by FSC/SVC and  
Purchasing Office in Excess of \$100,000**

Dollars In Thousands  
FY 1992

2810 Gas Reciprocating Eng. Aircraft & Comps								
DEPT	STATE CITY	PURCHASE OFFICE	TOTAL ALL AWARDS ACTIONS	U.S. BUSINESS ACTIONS	SMALL BUSINESS ACTIONS	DOLLARS	DOLLARS	DOLLARS
TOTAL	2810 Gas Reciprocating Eng. Aircraft & Comps		3	3	0	126	126	0

*Prepared by:*  
Washington Headquarters Services  
Directorate for Information  
Operations and Reports

# Prime Contract Awards by FSC/SVC and Purchasing Office in Excess of \$100,000

Dollars In Thousands

FY 1992

2815 Diesel Engines and Components

DEPT	STATE	CITY	PURCHASE OFFICE	TOTAL ALL AWARDS ACTIONS	AWARDS DOLLARS	U. S. BUSINESS ACTIONS	U. S. BUSINESS DOLLARS	SMALL BUSINESS ACTIONS	SMALL BUSINESS DOLLARS
ARMY	MD	Baltimore	USA Engineer District Baltimore	1	564	1	564	1	564
ARMY	MI	Warren	USA Tank-Automotive Command	76	49,336	86	47,233	23	18,425
ARMY	MO	St. Louis	USA Troop Support Cmd (TROSCOM)	19	5,613	15	5,410	7	18,863
NAVY	DC	Washington	Marine Corps	3	437	3	437	1	347
NAVY	DC	Washington	Military Sealift Command	1	130	1	130	1	130
NAVY	DC	Washington	Naval Air Systems Command	15	2,222	15	2,222	15	2,222
NAVY	PA	Philadelphia	Naval Aviation Support Office	4	1,226	4	1,226	3	2,873
NAVY	CA	Port Hueneme	Naval Construction Battalion Cen	1	202	1	202	0	0
NAVY	CA	Long Beach	Naval Regional Contracting Ctr	4	379	4	379	4	379
NAVY	DC	Washington	Naval Sea Systems Command	1	181	0	0	0	0
NAVY	CA	Oakland	Naval Supply Center	1	3,228	1	3,228	0	0
NAVY	WA	Bremerton	Naval Supply Center Puget Sound	1	964	7	964	2	160
NAVY	PA	Mechanicsburg	Navy Ships Parts Control Center	7	3,778	63	3,752	28	1,610
AIR FORCE	AK	Elmendorf AFB	3 CONS/LGC	2	153	2	153	0	0
AIR FORCE	NY	New York	Det 2 7276 ABG	1	514	0	0	0	0
AIR FORCE	TX	Kelly AFB	San Antonio ALC/PK	1	214	1	214	1	214
DLA	OH	Columbus	Defense Construction Supply Ctr	94	7,315	84	6,791	33	2,825
OCE	IL	Rock Island	USA Engineer Dist Rock Island	1	185	1	185	0	0
OCE	MO	St. Louis	USA Engineer District St Louis	1	159	1	159	0	0
<b>TOTAL</b>			<b>2815 Diesel Engines and Components</b>	<b>311</b>	<b>77,389</b>	<b>280</b>	<b>73,786</b>	<b>126</b>	<b>28,967</b>

Prepared by:

Washington Headquarters Services  
Directorate for Information  
Operations and Reports

**Prime Contract Awards by FSC/SVC and  
Purchasing Office in Excess of \$100,000**

Dollars In Thousands  
FY 1992

2820 Steam Engines, Reciprocating & Components		TOTAL ALL AWARDS		U.S. BUSINESS		SMALL BUSINESS		
DEPT	STATE CITY	PURCHASE OFFICE	ACTIONS	DOLLARS	ACTIONS	DOLLARS	ACTIONS	DOLLARS
AIR FORCE	TX Kelly AFB	San Antonio ALC/SWK	2	657	2	657	2	657
TOTAL 2820 Steam Engines, Reciprocating & Components			2	657	2	657	2	657



ST 28

# Prime Contract Awards by FSC/SVC and Purchasing Office in Excess of \$100,000

Dollars In Thousands  
FY 1992

2825 Steam Turbines and Components		PURCHASE OFFICE		TOTAL ALL AWARDS	U. S. BUSINESS	SMALL BUSINESS
DEPT	STATE CITY			ACTIONS	ACTIONS	DOLLARS
NAVY	PA Philadelphia	NRCC Phila (Lg Purch)		4	4	16,921
NAVY	WA Bremerton	Naval Supply Center Puget Sound		3	3	4,530
NAVY	PA Mechanicsburg	Navy Ships Parts Control Center		58	50	4,075
DLA	OH Columbus	Defense Construction Supply Ctr		18	8	4,248
<b>TOTAL</b>	<b>2825 Steam Turbines and Components</b>			<b>87</b>	<b>69</b>	<b>26,324</b>

Prepared by:  
Washington Headquarters Services  
Directorate for Information  
Operations and Reports

# Prime Contract Awards by FSC/SVC and Purchasing Office in Excess of \$100,000

Dollars In Thousands  
FY 1992

## 2830 Water Turbines & Water Wheels & Comps

DEPT	STATE	CITY	PURCHASE OFFICE	TOTAL ALL AWARDS ACTIONS	DOLLARS	U. S. BUSINESS ACTIONS	DOLLARS	SMALL BUSINESS ACTIONS	DOLLARS
NAVY	PA	Philadelphia	NRCC Phila (Lg Purch)	1	810	0	0	0	0
OCE	GA	Savannah	USA Engineer Dist Savannah	3	1,188	0	0	0	0
OCE	MO	Kansas City	USA Engineer District Kansas Cty	5	312	5	312	3	153
OCE	WA	Walla Walla	USA Engineer District Walla Walla	2	250	2	250	0	0
<b>TOTAL</b>		<b>2830 Water Turbines &amp; Water Wheels &amp; Comps</b>		<b>11</b>	<b>2,560</b>	<b>7</b>	<b>562</b>	<b>3</b>	<b>153</b>

Prepared by:

Washington Headquarters Services  
Directorate for Information  
Operations and Reports

# Prime Contract Awards by FSC/SVC and Purchasing Office in Excess of \$100,000

Dollars In Thousands  
FY 1992

## 2835 Gas Turbines and Jet Eng. Ex Acft & Comps

DEPT	STATE	CITY	PURCHASE OFFICE	TOTAL ALL AWARDS ACTIONS	DOLLARS	U.S. BUSINESS ACTIONS	DOLLARS	SMALL BUSINESS ACTIONS	DOLLARS
ARMY	MO	St. Louis	USA Aviation Systems Command	25	18,119	24	17,893	2	32-
ARMY	MI	Warren	USA Tank-Automotive Command	39	2,437-	37	2,968-	12	6,636
ARMY	MO	St. Louis	USA Troop Support Cmd (TROSCOM)	4	1,287	1	1,097	0	0
NAVY	DC	Washington	Naval Air Systems Command	3	21,350	3	21,350	0	0
NAVY	PA	Philadelphia	Naval Aviation Support Office	35	15,429	35	15,429	0	0
NAVY	NY	New York	Naval Regional Contracting Ctr	1	122	0	0	0	0
NAVY	DC	Washington	Naval Sea Systems Command	12	28,001	10	20,098	1	5,192
NAVY	PA	Mechanicsburg	Navy Ships Parts Control Center	63	6,587	60	6,352	10	1,124
AIR FORCE	TX	Kelly AFB	San Antonio ALC/LDK	67	35,216	64	34,502	9	1,911
AIR FORCE	TX	Kelly AFB	San Antonio ALC/PK	1	128	1	128	0	0
DLA	PA	Philadelphia	Defense Industrial Supply Center	33	3,208	32	3,163	3	403
TOTAL			2835 Gas Turbines and Jet Eng. Ex Acft & Comps	288	127,234	269	117,186	37	14,234

Prepared by:

Washington Headquarters Services  
Directorate for Information  
Operations and Reports

# Prime Contract Awards by FSC/SVC and Purchasing Office in Excess of \$100,000

Dollars In Thousands

FY 1992

## 2840 Gas Turbines and Jet Engines, Acft & Comps

DEPT	STATE	CITY	PURCHASE OFFICE	TOTAL ALL AWARDS ACTIONS	TOTAL ALL AWARDS DOLLARS	U.S. BUSINESS ACTIONS	U.S. BUSINESS DOLLARS	SMALL BUSINESS ACTIONS	SMALL BUSINESS DOLLARS
ARMY	TX	Corpus Christi	Corpus Christi Army Depot	19	1,225	19	1,225	0	0
ARMY	MO	St. Louis	USA Aviation Systems Command	197	321,168	190	276,373	37	3,077
NAVY	NC	Cherry Point	Marine Corps Air Station	1	312	1	312	0	0
NAVY	TX	Corpus Christi	Naval Air Station	2	128	2	128	1	36
NAVY	TX	Corpus Christi	Naval Air Station	2	128	2	128	1	36
NAVY	DC	Washington	Naval Air Systems Command	13	19,201	1	2,860	0	0
NAVY	VA	Crystal City	Naval Air Systems Command	20	386,081	16	360,332	0	0
NAVY	PA	Philadelphia	Naval Aviation Support Office	442	143,364	345	117,187	107	12,991
NAVY	PA	Philadelphia	Naval Aviation Support Office	2	306	2	306	0	0
NAVY	FL	Jacksonville	Naval Supply Center	1	198	1	198	0	0
AIR FORCE	OH	Wright	Naval Supply Center	1	371	1	371	0	0
AIR FORCE	OH	Wright	AFBASC/AEKA	3	927-	3	927-	0	0
AIR FORCE	OH	Wright	AFBASC/PKFK	4	6,741	4	6,741	0	0
AIR FORCE	OH	Wright	AFBASC/YSK	57	435,974	38	329,051	0	0
AIR FORCE	OH	Wright	AFBASC/YZKB	59	644,383	45	585,412	0	0
AIR FORCE	OH	Wright	AFBASC/YZKC	10	4,156	0	0	0	0
AIR FORCE	NY	New York	OLPM,WR-ALC/PKC	430	217,229	382	212,572	231	44,293
AIR FORCE	OK	Tinker AFB	OKlahoma City ALC/LPO	19	1,505	19	1,505	8	0
AIR FORCE	OK	Tinker AFB	OKlahoma City ALC/PK	1	206	1	206	0	0
AIR FORCE	TX	Kelly AFB	San Antonio ALC/LAK	6	1,829	1	537	0	0
AIR FORCE	TX	Kelly AFB	San Antonio ALC/LPK	515	377,803	422	301,986	127	33,146
AIR FORCE	TX	Kelly AFB	San Antonio ALC/PK	27	1,115	23	2,665	0	0
DLA	PA	Philadelphia	Defense Industrial Supply Center	40	16,353	36	15,968	7	570
TOTAL			2840 Gas Turbines and Jet Engines, Acft & Comps	1,875	2,558,894	1,557	2,215,236	519	93,384

Prepared by:

Washington Headquarters Services  
Directorate for Information  
Operations and Reports

ST 28

# Prime Contract Awards by FSC/SVC and Purchasing Office in Excess of \$100,000

Dollars In Thousands

FY 1992

DEPT	STATE	CITY	PURCHASE OFFICE	TOTAL ALL AWARDS ACTIONS	DOLLARS	U.S. BUSINESS ACTIONS	DOLLARS	SMALL BUSINESS ACTIONS	DOLLARS
2845			Rocket Engines and Components	2	56-	2	56-	1	94-
TOTAL			2845 Rocket Engines and Components						

Prepared by:  
Washington Headquarters Services  
Directorate for Information  
Operations and Reports

# Prime Contract Awards by FSC/SVC and Purchasing Office in Excess of \$100,000

Dollars In Thousands

FY 1992

## 2850 Gasoline Rotary Engines & Components

DEPT	STATE	CITY	PURCHASE OFFICE	TOTAL ALL AWARDS ACTIONS	DOLLARS	U. S. BUSINESS ACTIONS	DOLLARS	SMALL BUSINESS ACTIONS	DOLLARS
NAVY	VA	Quantico	MCD&EC	2	969	2	969	0	0
NAVY	VA	Crystal City	Naval Air Systems Command	1	25,613	1	25,613	0	0
<b>TOTAL</b>		<b>2850 Gasoline Rotary Engines &amp; Components</b>		<b>3</b>	<b>26,582</b>	<b>3</b>	<b>26,582</b>	<b>0</b>	<b>0</b>

Prepared by:  
Washington Headquarters Services  
Directorate for Information  
Operations and Reports

# Prime Contract Awards by FSC/SVC and Purchasing Office in Excess of \$100,000

Dollars In Thousands

FY 1992

## 2895 Miscellaneous Engines and Components

DEPT	STATE	CITY	PURCHASE OFFICE	TOTAL ALL AWARDS ACTIONS	TOTAL ALL AWARDS DOLLARS	U. S. BUSINESS ACTIONS	U. S. BUSINESS DOLLARS	SMALL BUSINESS ACTIONS	SMALL BUSINESS DOLLARS
ARMY	MI	Warren	USA Tank-Automotive Command	1	100-	1	100-	0	0
NAVY	VA	Crystal City	Naval Air Systems Command	1	9,000	1	9,000	0	0
NAVY	CA	Long Beach	Naval Regional Contracting Ctr	1	117	1	117	0	0
NAVY	DC	Washington	Naval Sea Systems Command	2	15,362	2	15,362	0	0
NAVY	VA	Norfolk	Naval Supply Center	2	410	2	410	2	410
NAVY	CA	Port Hueneeme	Navy Ship Weapon Sys Engineers	2	771	2	771	0	0
DLA	OH	Columbus	Defense Construction Supply Ctr	1	440	1	440	0	0
OCE	WV	Huntington	USA Engineer District Huntington	1	198	1	198	1	198
TOTAL			2895 Miscellaneous Engines and Components	21	26,460	19	26,384	6	722

Prepared by:

Washington Headquarters Services  
Directorate for Information  
Operations and Reports

# Prime Contract Awards by FSC/SVC and Purchasing Office in Excess of \$100,000

Dollars In Thousands

FY 1992

## 2910 Engine Fuel Sys Components, Nonaircraft

DEPT	STATE	CITY	PURCHASE OFFICE	TOTAL ALL AWARDS ACTIONS	DOLLARS	U. S. BUSINESS ACTIONS	DOLLARS	SMALL BUSINESS ACTIONS	DOLLARS
ARMY	MD	Aberdeen	PROV GRND	2	233	2	233	2	233
ARMY	MO	St. Louis	USA Aberdeen Proving Ground	4	831	4	831	0	0
ARMY	MI	Warren	USA Aviation Systems Command	46	10,277	44	9,789	21	2,057
ARMY	MO	St. Louis	USA Tank-Automotive Command	3	176	3	176	2	138
NAVY	PA	Philadelphia	USA Troop Support Cmd (TROSCOM)	4	449	4	449	1	77
NAVY	PA	Mechanicsburg	Naval Aviation Support Office	12	833	12	833	5	164
AIR FORCE	TX	Kelly AFB	Navy Ships Parts Control Center	12	1,213	12	1,213	4	456
AIR FORCE	CO	Colorado Springs	San Antonio ALC/LDK	1	186	1	186	0	0
DLA	OH	Columbus	USAF/LGC USAF Academy Defense Construction Supply Ctr	69	4,850	63	4,371	38	2,125
TOTAL			2910 Engine Fuel Sys Components, Nonaircraft	159	19,314	150	18,321	75	5,335

Prepared by:

Washington Headquarters Services  
Directorate for Information  
Operations and Reports



# Prime Contract Awards by FSC/SVC and Purchasing Office in Excess of \$100,000

Dollars In Thousands  
FY 1992

## 2915 Engine Fuel System Components, Aircraft

DEPT	STATE	CITY	PURCHASE OFFICE	TOTAL ALL AWARDS ACTIONS	AWARDS DOLLARS	U.S. BUSINESS ACTIONS	BUSINESS DOLLARS	SMALL BUSINESS ACTIONS	BUSINESS DOLLARS
ARMY	MO	St. Louis	USA Aviation Systems Command	50	12,608	50	12,608	6	313
NAVY	PA	Philadelphia	Naval Aviation Support Office	111	7,932	95	6,685	11	850
NAVY	PA	Philadelphia	Naval Aviation Support Office	2	120	2	120	1	75
NAVY	NY	New York	Naval Regional Contracting Ctr	1	297	0	0	0	0
AIR FORCE	OK	Tinker AFB	Oklahoma City ALC/LID	2	167-	2	167-	1	30-
AIR FORCE	OK	Tinker AFB	Oklahoma City ALC/LPO	54	6,838	53	6,799	15	1,169
AIR FORCE	OK	Tinker AFB	Oklahoma City ALC/PK	33	2,908	33	2,908	0	530
AIR FORCE	TX	Kelly AFB	San Antonio ALC/LDK	39	2,389	35	2,001	5	888
AIR FORCE	TX	Kelly AFB	San Antonio ALC/LPK	154	28,900	110	19,879	9	888
AIR FORCE	TX	Kelly AFB	San Antonio ALC/PK	9	9,395	9	9,395	0	0
DLA	PA	Philadelphia	Defense Industrial Supply Center	10	9,799	9	9,750	5	369
<b>TOTAL</b>			<b>2915 Engine Fuel System Components, Aircraft</b>	<b>469</b>	<b>72,218</b>	<b>399</b>	<b>61,011</b>	<b>54</b>	<b>4,197</b>

Prepared by:

Washington Headquarters Services  
Directorate for Information  
Operations and Reports

# Prime Contract Awards by FSC/SVC and Purchasing Office in Excess of \$100,000

Dollars In Thousands

FY 1992

## 2920 Engine Electrical Sys Comps, Nonaircraft

DEPT	STATE	CITY	PURCHASE OFFICE	TOTAL ALL AWARDS ACTIONS	TOTAL ALL AWARDS DOLLARS	U.S. BUSINESS ACTIONS	U.S. BUSINESS DOLLARS	SMALL BUSINESS ACTIONS	SMALL BUSINESS DOLLARS
ARMY	UT	Tooele	Tooele Army Depot	2	124	2	124	2	124
ARMY	MI	Warren	USA Tank-Automotive Command	39	18,223	36	17,759	12	2,841
ARMY	MO	St. Louis	USA Troop Support Cmd (TROSCOM)	3	367	2	341	1	53
NAVY	PA	Philadelphia	Naval Aviation Support Office	11	3,060	11	3,060	2	100
NAVY	PA	Mechanicsburg	Navy Ships Parts Control Center	2	113	2	113	0	100
AIR FORCE	TX	Kelly AFB	San Antonio ALC/LDK	7	820	7	820	4	459
DLA	OH	Columbus	Defense Construction Supply Ctr	37	5,325	35	5,243	21	3,502
TOTAL	2920	Engine Electrical Sys Comps, Nonaircraft		103	28,131	96	27,529	42	7,079

Prepared by:

Washington Headquarters Services  
Directorate for Information  
Operations and Reports

# Prime Contract Awards by FSC/SVC and Purchasing Office in Excess of \$100,000

Dollars In Thousands

FY 1992

## 2925 Engine Electrical Sys Comps. Aircraft

DEPT	STATE	CITY	PURCHASE OFFICE	TOTAL ALL ACTIONS	AWARDS DOLLARS	U. S. BUSINESS ACTIONS	BUSINESS DOLLARS	SMALL BUSINESS ACTIONS	BUSINESS DOLLARS
ARMY	MO	St. Louis	USA Aviation Systems Command	10	2,299	10	2,299	1	262
NAVY	PA	Philadelphia	Naval Aviation Support Office	37	7,311	37	7,311	10	1,355
NAVY	PA	Philadelphia	Naval Aviation Support Office	9	1,647	9	1,647	2	1,745
AIR FORCE	OK	Tinker AFB	Oklahoma City ALC/LPO	12	735	12	735	1	66
AIR FORCE	OK	Tinker AFB	Oklahoma City ALC/LPK	15	403	15	403	1	0
AIR FORCE	TX	Kelly AFB	San Antonio ALC/LDK	4	482	4	482	3	446
AIR FORCE	TX	Kelly AFB	San Antonio ALC/LPK	13	2,018	9	1,825	3	729
AIR FORCE	TX	Kelly AFB	San Antonio ALC/LPK	2	391	2	391	0	0
DLA	PA	Philadelphia	Defense Industrial Supply Center	20	1,787	20	1,787	9	944
TOTAL			2925 Engine Electrical Sys Comps. Aircraft	125	17,208	120	17,053	30	4,639

Prepared by:

Washington Headquarters Services  
Directorate for Information  
Operations and Reports

# Prime Contract Awards by FSC/SVC and Purchasing Office in Excess of \$100,000

Dollars In Thousands

FY 1992

## 2930 Engine Cooling Sys Comps, Nonaircraft

DEPT	STATE	CITY	PURCHASE OFFICE	TOTAL ALL ACTIONS	AWARDS DOLLARS	U. S. ACTIONS	U. S. BUSINESS DOLLARS	SMALL ACTIONS	SMALL BUSINESS DOLLARS
ARMY	VA	Fort Belvoir	USA Belvoir Resch Devl & Engrng	1	106	1	106	1	106
ARMY	MI	Warren	USA Tank-Automotive Command	27	6,185	23	5,784	16	3,158
ARMY	MO	St. Louis	USA Troop Support Cmd (TROSCOM)	4	493	4	493	3	178
NAVY	CA	Port Hueneme	Naval Construction Battalion Ctr	5	637	5	637	5	637
NAVY	CA	Long Beach	Naval Regional Contracting Ctr	1	100	1	100	1	100
AIR FORCE	TX	Kelly AFB	San Antonio ALC/LDX	3	352	3	352	3	352
DLA	OH	Columbus	Defense Construction Supply Ctr	17	1,862	15	1,240	7	799
<b>TOTAL</b>			<b>2930 Engine Cooling Sys Comps, Nonaircraft</b>	<b>61</b>	<b>9,855</b>	<b>55</b>	<b>8,833</b>	<b>37</b>	<b>5,359</b>

Prepared by:

Washington Headquarters Services  
Directorate for Information  
Operations and Reports

# Prime Contract Awards by FSC/SVC and Purchasing Office in Excess of \$100,000

Dollars In Thousands  
FY 1992

2935 Engine Cooling Sys Components, Aircraft		PURCHASE OFFICE		TOTAL ALL AWARDS	U. S. BUSINESS	SMALL BUSINESS
DEPT	STATE CITY			ACTIONS DOLLARS	ACTIONS DOLLARS	ACTIONS DOLLARS
ARMY	MO St. Louis	USA Aviation Systems Command		4 542	4 542	2 363
NAVY	PA Philadelphia	Naval Aviation Support Office		4 895	3 847	0 0
AIR FORCE	OK Tinker AFB	Oklahoma City ALC/LTD		3 248-	3 248-	1 43
AIR FORCE	TX Kelly AFB	San Antonio ALC/LPK		2 433	1 131	0 0
AIR FORCE	TX Kelly AFB	San Antonio ALC/LPK		1 186-	1 186-	0 0
DLA	PA Philadelphia	Defense Industrial Supply Center		1 265	1 265	0 0
<b>TOTAL</b>	<b>2935 Engine Cooling Sys Components, Aircraft</b>			<b>15 1,700</b>	<b>13 1,350</b>	<b>3 406</b>

Prepared by:  
Washington Headquarters Services  
Directorate for Information  
Operations and Reports

# Prime Contract Awards by FSC/SVC and Purchasing Office in Excess of \$100,000

Dollars In Thousands

FY 1992

## 2940 Eng Filters, Strainers & Cleaners, Nonaircraft

DEPT	STATE	CITY	PURCHASE OFFICE	TOTAL ALL AWARDS ACTIONS	TOTAL ALL AWARDS DOLLARS	U. S. BUSINESS ACTIONS	U. S. BUSINESS DOLLARS	SMALL BUSINESS ACTIONS	SMALL BUSINESS DOLLARS
ARMY	IL	Rock Island	HQ AMCCOM	1	326	1	326	1	326
ARMY	MO	St. Louis	USA Aviation Systems Command	1	168	1	168	0	0
ARMY	MI	Warren	USA Tank-Automotive Command	16	1,852	14	1,687	5	678
NAVY	PA	Mechanicsburg	Navy Ships Parts Control Center	4	150	4	150	4	150
DLA	OH	Columbus	Defense Construction Supply Ctr	23	1,709	23	1,709	9	470
<b>TOTAL</b>		<b>2940 Eng Filters, Strainers &amp; Cleaners, Nonaircraft</b>		<b>49</b>	<b>4,433</b>	<b>45</b>	<b>4,122</b>	<b>20</b>	<b>1,670</b>

Prepared by:  
Washington Headquarters Services  
Directorate for Information  
Operations and Reports

# Prime Contract Awards by FSC/SVC and Purchasing Office in Excess of \$100,000

Dollars In Thousands  
FY 1992

## 2945 Eng Filters, Strainers & Cleaners, Aircraft

DEPT	STATE	CITY	PURCHASE OFFICE	TOTAL ALL AWARDS ACTIONS	AWARDS DOLLARS	U. S. BUSINESS ACTIONS	BUSINESS DOLLARS	SMALL BUSINESS ACTIONS	BUSINESS DOLLARS
ARMY	MO	St. Louis	USA Aviation Systems Command	7	741	7	741	1	154
NAVY	PA	Philadelphia	Naval Aviation Support Office	5	102	3	8	3	8
AIR FORCE	OK	Tinker AFB	Oklahoma City ALC/LPO	3	133	3	133	2	60
AIR FORCE	TX	Kelly AFB	San Antonio ALC/LPK	4	183	4	183	2	129
<b>TOTAL</b>		<b>2945 Eng Filters, Strainers &amp; Cleaners, Aircraft</b>		<b>23</b>	<b>1,341</b>	<b>21</b>	<b>1,247</b>	<b>8</b>	<b>351</b>

Prepared by:

Washington Headquarters Services  
Directorate for Information  
Operations and Reports

# Prime Contract Awards by FSC/SVC and Purchasing Office in Excess of \$100,000

Dollars In Thousands  
FY 1992

2950 Turbosuperchargers		PURCHASE OFFICE	TOTAL ALL AWARDS		U. S. BUSINESS		SMALL BUSINESS	
DEPT	STATE CITY		ACTIONS	DOLLARS	ACTIONS	DOLLARS	ACTIONS	DOLLARS
ARMY	MI Warren	USA Tank-Automotive Command Navy Ships Parts Control Center	6	1,722	6	1,722	1	38
NAVY	PA Mechanicsburg		4	367	3	302	2	163
TOTAL 2950 Turbosuperchargers			13	2,267	12	2,202	6	379

Prepared by:  
Washington Headquarters Services  
Directorate for Information  
Operations and Reports



ST 28

# Prime Contract Awards by FSC/SVC and Purchasing Office in Excess of \$100,000

Dollars In Thousands  
FY 1992

## 2990 Misc Engine Accessories, Nonaircraft

DEPT	STATE	CITY	PURCHASE OFFICE	TOTAL ALL AWARDS ACTIONS	DOLLARS	U. S. BUSINESS ACTIONS	DOLLARS	SMALL BUSINESS ACTIONS	DOLLARS
ARMY	MI	Warren	USA Tank-Automotive Command	18	1,712	18	1,712	11	639
NAVY	DC	Washington	Marine Corps	1	175	1	175	1	175
NAVY	DC	Washington	Military Sealift Command	2	158	2	158	2	158
NAVY	CA	Port Hueneme	Naval Construction Battalion Ctr	3	285	3	285	0	0
NAVY	CA	Long Beach	Naval Regional Contracting Ctr	1	260	1	260	0	0
NAVY	PA	Mechanicsburg	Navy Ships Parts Control Center	13	901	12	854	7	226
AIR FORCE	CA	Mather AFB	323 LG/LGC	4	179	4	179	4	179
AIR FORCE	TX	Kelly AFB	San Antonio ALC/PK	1	251	1	251	1	251
DLA	OH	Columbus	Defense Construction Supply Ctr	18	1,372	18	1,372	10	946
<b>TOTAL</b>			<b>2990 Misc Engine Accessories, Nonaircraft</b>	<b>73</b>	<b>5,746</b>	<b>70</b>	<b>5,697</b>	<b>42</b>	<b>2,849</b>

Prepared by:

Washington Headquarters Services  
Directorate for Information  
Operations and Reports

# Prime Contract Awards by FSC/SVC and Purchasing Office in Excess of \$100,000

Dollars In Thousands

FY 1992

## 2995 Misc Engine Accessories, Aircraft

DEPT	STATE	CITY	PURCHASE OFFICE	TOTAL ALL ACTIONS	AWARDS DOLLARS	U. S. BUSINESS ACTIONS	BUSINESS DOLLARS	SMALL BUSINESS ACTIONS	BUSINESS DOLLARS
ARMY	MO	St. Louis	USA Aviation Systems Command	19	6,727	18	6,266	1	179
ARMY	AL	Redstone Arsenal	USA Missile Command	1	1,200	1	200	0	0
ARMY	MI	Warren	USA Tank-Automotive Command	3	1,125	3	1,125	0	0
NAVY	DC	Washington	Naval Air Systems Command	3	2,274	3	2,274	1	968
NAVY	PA	Philadelphia	Naval Aviation Support Office	62	13,320	56	10,983	6	465
NAVY	PA	Philadelphia	Naval Aviation Support Office	4	147	4	147	0	0
NAVY	NY	New York	Naval Regional Contracting Ctr	21	2,452	0	0	0	0
NAVY	FL	Jacksonville	Naval Supply Ctr (code 2000.10)	2	181	2	181	0	0
AIR FORCE	OH	Wright Patterson AFB	Naval Supply Ctr (code 2000.10)	3	5,158	3	5,158	0	0
AIR FORCE	OK	Tinker AFB	Oklahoma City ALC/LAD	1	118	0	0	0	0
AIR FORCE	OK	Tinker AFB	Oklahoma City ALC/LID	58	1,174	57	1,148	4	153-
AIR FORCE	OK	Tinker AFB	Oklahoma City ALC/LPO	17	627	14	501	8	516
AIR FORCE	OK	Tinker AFB	Oklahoma City ALC/PK	2	109-	2	109-	2	109-
AIR FORCE	TX	Kelly AFB	San Antonio ALC/LDK	1	112	1	112	1	112
AIR FORCE	TX	Kelly AFB	San Antonio ALC/LPK	23	2,574	19	1,626	6	512
AIR FORCE	TX	Kelly AFB	San Antonio ALC/PK	7	3,144-	7	3,144-	0	0
DLA	PA	Philadelphia	Defense Industrial Supply Center	20	1,797	20	1,797	0	0
TOTAL			2995 Misc Engine Accessories, Aircraft	250	34,783	212	28,264	31	2,489

Prepared by:

Washington Headquarters Services  
Directorate for Information  
Operations and Reports

# Prime Contract Awards by FSC/SVC and Purchasing Office in Excess of \$100,000

Dollars In Thousands

FY 1992

## 3010 Torque Converters and Speed Changers

DEPT	STATE	CITY	PURCHASE OFFICE	TOTAL ALL AWARDS ACTIONS	DOLLARS	U. S. BUSINESS ACTIONS	DOLLARS	SMALL BUSINESS ACTIONS	DOLLARS
ARMY	IL	Rock Island	HQ AMCCOM	8	1,441	8	1,441	6	1,032
ARMY	MO	St. Louis	USA Aviation Systems Command	6	5,887	6	5,887	0	0
ARMY	AL	Redstone Arsenal	USA Missile Command	1	296	1	296	0	0
ARMY	MI	Warren	USA Tank-Automotive Command	13	2,690	13	2,690	6	800
NAVY	MD	Bethesda	David Taylor Naval Ship R&D Ctr	4	923	4	923	0	0
NAVY	PA	Philadelphia	Naval Aviation Support Office	8	764	7	555	0	0
NAVY	PA	Philadelphia	Naval Aviation Support Office	1	2,706	1	2,706	0	0
NAVY	WA	Bremerton	Naval Supply Center Puget Sound	5	302	5	302	1	43
NAVY	PA	Mechanicsburg	Navy Ships Parts Control Center	35	1,290	33	1,259	19	819
AIR FORCE	UT	Hill AFB	Ogden ALC/LMK	1	138	1	138	0	0
AIR FORCE	OK	Tinker AFB	Oklahoma City ALC/PK	3	191-	3	191-	0	0
AIR FORCE	TX	Kelly AFB	San Antonio ALC/LDK	14	2,014	13	1,988	5	783
AIR FORCE	TX	Kelly AFB	San Antonio ALC/LPK	1	281	1	281	1	281
AIR FORCE	GA	Robins AFB	Warner Robins ALC/LBK	1	240	1	240	1	240
AIR FORCE	GA	Robins AFB	Warner Robins ALC/LBK	1	104	1	104	0	0
DLA	OH	Columbus	Defense Construction Supply Ctr	31	2,367	30	2,331	10	919
<b>TOTAL</b>			<b>3010 Torque Converters and Speed Changers</b>	<b>144</b>	<b>21,760</b>	<b>138</b>	<b>21,422</b>	<b>54</b>	<b>5,189</b>

Prepared by:

Washington Headquarters Services  
Directorate for Information  
Operations and Reports

# Prime Contract Awards by FSC/SVC and Purchasing Office in Excess of \$100,000

Dollars In Thousands

FY 1992

## 3020 Gears, Pulleys, Sprockets and Trans Chain

DEPT	STATE	CITY	PURCHASE OFFICE	TOTAL ALL AWARDS ACTIONS	TOTAL ALL AWARDS DOLLARS	U.S. BUSINESS ACTIONS	U.S. BUSINESS DOLLARS	SMALL BUSINESS ACTIONS	SMALL BUSINESS DOLLARS
ARMY	IL	Rock Island	HQ AMCCOM	2	643	2	643	1	143
ARMY	MO	St Louis	USA Aviation Systems Command	16	1,543	14	1,400	6	325
ARMY	MI	Warren	USA Tank-Automotive Command	33	9,604	27	8,903	25	8,765
ARMY	NY	Watervliet	Watervliet Arsenal	1	105	1	105	1	105
NAVY	IN	Indianapolis	Nac (production Support B/632)	2	100	2	100	1	74
NAVY	PA	Philadelphia	Naval Aviation Support Office	30	1,923	29	1,525	18	1,062
NAVY	PA	Philadelphia	Naval Aviation Support Office	11	1,294	11	1,294	1	233
NAVY	KY	Louisville	Naval Ordnance Station	2	166	2	166	2	166
NAVY	SC	Charleston	Naval Supply Center	3	164	3	164	2	139
NAVY	PA	Mechanicsburg	Navy Ships Parts Control Center	15	1,615	15	1,615	5	1,173
AIR FORCE	UT	Hill AFB	Ogden ALC/PKO	1	1,217	1	1,217	1	1,217
AIR FORCE	OK	Tinker AFB	Oklahoma City ALC/LID	4	223	4	223	0	0
AIR FORCE	OK	Tinker AFB	Oklahoma City ALC/LPO	8	178	8	178	2	142
AIR FORCE	TX	Kelly AFB	San Antonio ALC/LDK	8	879	8	879	1	59
AIR FORCE	TX	Kelly AFB	San Antonio ALC/LPK	27	2,357	26	2,315	15	800
AIR FORCE	GA	Robins AFB	Warner Robins ALC/LUK	3	238	3	238	2	186
DLA	OH	Columbus	Defense Construction Supply Ctr	45	2,908	44	2,846	19	477
OCE	WA	Walla Walla	USA Engineer District Walla Wall	1	103	1	103	0	0
TOTAL	3020	Gears, Pulleys, Sprockets and Trans Chain		219	22,943	208	21,598	105	13,967

Prepared by:

Washington Headquarters Services  
Directorate for Information  
Operations and Reports

ST 28 Prime Contract Awards by FSC/SVC and Purchasing Office in Excess of \$100,000

Dollars In Thousands  
FY 1992

3030 Belting, Drive Belts, Fan Belts & Accys		PURCHASE OFFICE		TOTAL ALL AWARDS	U. S. BUSINESS	SMALL BUSINESS
DEPT	STATE CITY			ACTIONS	ACTIONS	ACTIONS
				DOLLARS	DOLLARS	DOLLARS
ARMY	IL Rock Island	HQ AMCCOM		109	109	109
NAVY	PA Philadelphia	NRCC Phila (Lg Purch)		103	103	103
TOTAL	3030 Belting, Drive Belts, Fan Belts & Accys			7 528	7 528	3 261

Prepared by:  
Washington Headquarters Services  
Directorate for Information  
Operations and Reports

# Prime Contract Awards by FSC/SVC and Purchasing Office in Excess of \$100,000

Dollars In Thousands

FY 1992

## 3040 Miscellaneous Power Transmission Equip

DEPT	STATE	CITY	PURCHASE OFFICE	TOTAL ALL ACTIONS	AWARDS DOLLARS	U.S. ACTIONS	BUSINESS DOLLARS	SMALL ACTIONS	BUSINESS DOLLARS
ARMY	IL	Rock Island	HQ AMCCOM	11	712	11	712	10	658
ARMY	MO	St. Louis	USA Aviation Systems Command	60	9,555	59	7,747	11	1,363
ARMY	MI	Warren	USA Tank-Automotive Command	59	6,087	56	5,836	41	3,939
NAVY	PA	Philadelphia	Naval Aviation Support Office	62	7,150	61	7,100	15	1,472
NAVY	PA	Philadelphia	Naval Aviation Support Office	10	1,957	10	1,957	2	1,872
NAVY	CA	Long Beach	Naval Regional Contracting Ctr	1	131	1	131	1	131
NAVY	NY	New York	Naval Regional Contracting Ctr	3	236	0	0	0	0
NAVY	PA	Mechanicsburg	Navy Ships Parts Control Center	33	1,852	32	1,806	21	965
AIR FORCE	UT	Hill AFB	Ogden ALC/LMK	5	442	5	442	3	217
AIR FORCE	OK	Tinker AFB	Oklahoma City ALC/LID	15	824	14	769	2	17-
AIR FORCE	OK	Tinker AFB	Oklahoma City ALC/LPO	6	317	6	317	4	211
AIR FORCE	OK	Tinker AFB	Oklahoma City ALC/LPK	4	123	4	123	1	43-
AIR FORCE	CA	McClellan AFB	Sacramento ALC/LTK	2	748	2	748	2	748
AIR FORCE	TX	Kelly AFB	San Antonio ALC/LDK	8	249	7	204	1	77
AIR FORCE	TX	Kelly AFB	San Antonio ALC/LPK	19	2,822	17	2,694	10	2,329
AIR FORCE	GA	Robins AFB	Warner Robins ALC/LKK	3	139	2	102	2	102
DLA	OH	Columbus	Defense Construction Supply Ctr	62	4,107	57	3,860	19	1,054
OCE	WV	Huntington	USA Engineer District Huntington	5	558	5	558	5	1,558
<b>TOTAL</b>			<b>3040 Miscellaneous Power Transmission Equip</b>	<b>399</b>	<b>38,592</b>	<b>379</b>	<b>35,653</b>	<b>171</b>	<b>14,962</b>

Prepared by:

Washington Headquarters Services  
Directorate for Information  
Operations and Reports

# Prime Contract Awards by FSC/SVC and Purchasing Office in Excess of \$100,000

Dollars In Thousands  
FY 1992

3110 Bearings. Antifriction. Unmounted

DEPT	STATE	CITY	PURCHASE OFFICE	TOTAL ALL AWARDS ACTIONS	TOTAL ALL AWARDS DOLLARS	U. S. BUSINESS ACTIONS	U. S. BUSINESS DOLLARS	SMALL BUSINESS ACTIONS	SMALL BUSINESS DOLLARS
ARMY	IL	Rock Island	HQ AMCCOM	4	542	4	542	2	176
ARMY	MO	St. Louis	USA Aviation Systems Command	53	11,566	53	11,566	4	675
ARMY	MI	Warren	USA Tank-Automotive Command	6	3,191	6	3,191	1	38
ARMY	MO	St. Louis	USA Troop Support Cmd (TROSCOM)	3	3,138	3	3,138	0	0
NAVY	NC	Cherry Point	Marine Corps Air Station	1	256	0	0	0	0
NAVY	PA	Philadelphia	Naval Aviation Support Office	79	8,775	76	8,638	7	461
NAVY	PA	Philadelphia	Naval Aviation Support Office	11	3,705	11	3,705	5	3,192
NAVY	RI	Newport	Naval Underwtr Sys Ctr (Code 921)	1	115	1	115	0	0
NAVY	PA	Mechanicsburg	Navy Ships Parts Control Center	21	1,765	20	1,681	1	331
AIR FORCE	UT	Hill AFB	Ogden ALC/LIK	27	1,094	27	1,094	1	104
AIR FORCE	OK	Tinker AFB	Oklahoma City ALC/LID	5	319	5	319	0	0
AIR FORCE	OK	Tinker AFB	Oklahoma City ALC/LPO	14	1,177	14	1,177	0	0
AIR FORCE	TX	Kelly AFB	San Antonio ALC/LDK	11	1,201	11	1,201	2	165
AIR FORCE	TX	Kelly AFB	San Antonio ALC/LPK	23	3,143	23	3,143	0	0
DLA	PA	Philadelphia	Defense Industrial Supply Center	138	11,048	132	10,458	17	1,244
DLA	DC	Washington	Defense National Stockpile Ctr	3	8,845	3	8,845	0	0
<b>TOTAL</b>			<b>3110 Bearings. Antifriction. Unmounted</b>	<b>386</b>	<b>56,016</b>	<b>374</b>	<b>54,899</b>	<b>44</b>	<b>6,443</b>

Prepared by:  
Washington Headquarters Services  
Directorate for Information  
Operations and Reports

# Prime Contract Awards by FSC/SVC and Purchasing Office in Excess of \$100,000

Dollars In Thousands

FY 1992

## 3120 Bearings, Plain, Unmounted

DEPT	STATE	CITY	PURCHASE OFFICE	TOTAL ALL AWARDS ACTIONS	DOLLARS	U. S. BUSINESS ACTIONS	DOLLARS	SMALL BUSINESS ACTIONS	DOLLARS
ARMY	IL	Rock Island	HQ AMCCOM	3	1,010	3	1,010	1	94
ARMY	MO	St. Louis	USA Aviation Systems Command	19	2,751	19	2,751	9	1,305
ARMY	MI	Warren	USA Tank-Automotive Command	6	1,180	4	361	1	226
NAVY	PA	Philadelphia	Naval Aviation Support Office	28	1,766	26	1,681	8	323
NAVY	PA	Philadelphia	Naval Aviation Support Office	3	134	3	134	0	0
NAVY	PA	Mechanicsburg	Navy Ships Parts Control Center	24	1,330	23	1,242	10	558
AIR FORCE	UT	Hill AFB	Ogden ALC/LAK	2	151	2	151	2	151
AIR FORCE	UT	Hill AFB	Ogden ALC/LIK	8	591	7	497	5	442
AIR FORCE	OK	Tinker AFB	Oklahoma City ALC/LID	4	150	4	150	1	54-
AIR FORCE	OK	Tinker AFB	Oklahoma City ALC/LPO	5	156	5	156	5	156
AIR FORCE	TX	Kelly AFB	San Antonio ALC/LDK	5	401	5	401	2	170
AIR FORCE	TX	Kelly AFB	San Antonio ALC/LPK	18	9,898	17	9,839	5	276
AIR FORCE	GA	Robins AFB	Warner Robins ALC/LBK	1	284-	1	284-	1	284-
DLA	PA	Philadelphia	Defense Industrial Supply Center	50	3,012	49	2,970	18	818
<b>TOTAL</b>		<b>3120 Bearings, Plain, Unmounted</b>		<b>182</b>	<b>22,407</b>	<b>173</b>	<b>21,187</b>	<b>68</b>	<b>4,081</b>

Prepared by:

Washington Headquarters Services  
Directorate for Information  
Operations and Reports



ST 28

# Prime Contract Awards by FSC/SVC and Purchasing Office in Excess of \$100,000

Dollars In Thousands

FY 1992

3130 Bearings, Mounted		PURCHASE OFFICE		TOTAL ALL AWARDS	U.S. BUSINESS	SMALL BUSINESS
DEPT	STATE CITY			ACTIONS DOLLARS	ACTIONS DOLLARS	ACTIONS DOLLARS
ARMY	MO St. Louis	USA Aviation Systems Command	5	524	5	524
ARMY	MI Warren	USA Tank-Automotive Command	4	298	4	298
NAVY	PA Philadelphia	Naval Aviation Support Office	3	136	2	106
NAVY	KY Louisville	Naval Ordnance Station	2	528	1	131
NAVY	WA Bremerton	Naval Supply Center Puget Sound	2	108	2	108
NAVY	PA Mechanicsburg	Navy Ships Parts Control Center	3	209	3	209
AIR FORCE	CA McClellan AFB	Sacramento ALC/LAK	1	106	1	106
AIR FORCE	GA Robins AFB	Warner Robins ALC/LJK	2	140	2	140
DLA	PA Philadelphia	Defense Industrial Supply Center	9	482	7	415
<b>TOTAL 3130 Bearings, Mounted</b>				<b>37 2,687</b>	<b>33 2,194</b>	<b>15 828</b>

Prepared by:  
Washington Headquarters Services  
Directorate for Information  
Operations and Reports

ST 28

# Prime Contract Awards by FSC/SVC and Purchasing Office in Excess of \$100,000

Dollars In Thousands

FY 1992

## 3210 Sawmill and Planing Mill Machinery

DEPT	STATE	CITY	PURCHASE OFFICE	TOTAL ALL AWARDS ACTIONS	DOLLARS	U.S. BUSINESS ACTIONS	DOLLARS	SMALL BUSINESS ACTIONS	DOLLARS
NAVY	WA	Bremerton	Naval Supply Center Puget Sound	2	125	2	125	2	125
TOTAL	3210	Sawmill and Planing Mill Machinery		2	125	2	125	2	125

Prepared by:

Washington Headquarters Services  
Directorate for Information  
Operations and Reports

# Prime Contract Awards by FSC/SVC and Purchasing Office in Excess of \$100,000

Dollars In Thousands  
FY 1992

3220 Woodworking Machines		PURCHASE OFFICE	TOTAL ALL AWARDS		U.S. BUSINESS		SMALL BUSINESS	
DEPT	STATE CITY		ACTIONS	DOLLARS	ACTIONS	DOLLARS	ACTIONS	DOLLARS
ARMY	NJ Bayonne	MOTC Eastern Area	1	199	1	199	1	199
ARMY	MO St. Louis	USA Troop Support Cmd (TROSCOM)	6	1,403	6	1,403	6	1,403
NAVY	DC Naval Station	Naval Regional Contracting Ctr	2	217	2	217	2	217
DLA	VA Richmond	Defense General Supply Center	3	480	3	480	3	480
TOTAL 3220 Woodworking Machines			16	2,354	14	2,279	14	2,279

Prepared by:  
Washington Headquarters Services  
Directorate for Information  
Operations and Reports

# Prime Contract Awards by FSC/SVC and Purchasing Office in Excess of \$100,000

Dollars In Thousands

FY 1992

## 3230 Tools & Attachments for Woodworking Mach

DEPT	STATE	CITY	PURCHASE OFFICE	TOTAL ALL AWARDS ACTIONS	DOLLARS	U. S. BUSINESS ACTIONS	DOLLARS	SMALL BUSINESS ACTIONS	DOLLARS
ARMY	AL	Redstone Arsenal	US- Missile Command	1	171	0	0	0	0
AIR FORCE	CA	San Francisco	432 CONS/LGC	1	122	0	0	0	0
<b>TOTAL</b>		<b>3230 Tools &amp; Attachments for Woodworking Mach</b>		<b>2</b>	<b>293</b>	<b>0</b>	<b>0</b>	<b>0</b>	<b>0</b>

*Prepared by:*

*Washington Headquarters Services  
Directorate for Information  
Operations and Reports*

# Prime Contract Awards by FSC/SVC and Purchasing Office in Excess of \$100,000

Dollars In Thousands  
FY 1992

## 3405 Saws and Filing Machines

DEPT	STATE	CITY	PURCHASE OFFICE	TOTAL ALL AWARDS ACTIONS	TOTAL ALL AWARDS DOLLARS	U.S. BUSINESS ACTIONS	U.S. BUSINESS DOLLARS	SMALL BUSINESS ACTIONS	SMALL BUSINESS DOLLARS
ARMY	OK	McAlester	McAlester Army Ammunition Plant	1	222	1	222	0	0
ARMY	TX	Texarkana	Red River Army Depot	2	246	2	246	2	246
NAVY	DC	Naval Station	Naval Regional Contracting Ctr	2	710	1	36	1	36
AIR FORCE	GA	Robins AFB	Warner Robins ALC/LKK	5	1,012	5	1,012	3	711
<b>TOTAL</b>		<b>3405 Saws and Filing Machines</b>		<b>19</b>	<b>2,713</b>	<b>18</b>	<b>2,039</b>	<b>14</b>	<b>1,446</b>

Prepared by:

Washington Headquarters Services  
Directorate for Information  
Operations and Reports

# Prime Contract Awards by FSC/SVC and Purchasing Office in Excess of \$100,000

Dollars In Thousands

FY 1992

3408 Machining Centers & Way-type Machines

DEPT	STATE	CITY	PURCHASE OFFICE	TOTAL ALL ACTIONS	AWARDS DOLLARS	U.S. BUSINESS ACTIONS	BUSINESS DOLLARS	SMALL BUSINESS ACTIONS	BUSINESS DOLLARS
ARMY	AL	Anniston	Anniston Army Depot	2	723	2	723	1	574
ARMY	IL	Rock Island	Rock Island Arsenal	3	4,602	2	3,718	0	0
ARMY	MS	Vicksburg	USA Engineer Water-Ways Exp Sta	1	1,204	1	204	1	204
ARMY	MI	Warren	USA Tank-Automotive Command	2	906	0	0	0	0
ARMY	DC	Washington	Marine Corps	1	198	1	198	1	198
NAVY	DC	Naval Station	Naval Regional Contracting Ctr	9	5,639	9	5,639	7	4,383
NAVY	DC	Naval Station	Naval Regional Contracting Ctr	3	2,145	3	2,145	1	1,035
AIR FORCE	GA	Robins AFB	Warner Robins ALC/PKO	1	421	1	421	0	0
DLA	VA	Richmond	Defense General Supply Center	1	103	1	103	1	103
<b>TOTAL</b>			<b>3408 Machining Centers &amp; Way-type Machines</b>	<b>24</b>	<b>14,968</b>	<b>21</b>	<b>13,177</b>	<b>12</b>	<b>6,498</b>

Prepared by:  
Washington Headquarters Services  
Directorate for Information  
Operations and Reports

# Prime Contract Awards by FSC/SVC and Purchasing Office in Excess of \$100,000

Dollars In Thousands

FY 1992

## 3410 Electrical &amp; Ultrasonic Erosion Machines

DEPT	STATE	CITY	PURCHASE OFFICE	TOTAL ALL AWARDS ACTIONS	DOLLARS	U.S. BUSINESS ACTIONS	DOLLARS	SMALL BUSINESS ACTIONS	DOLLARS
ARMY	IL	Rock Island	Rock Island Arsenal	1	570	1	570	1	570
NAVY	DC	Naval Station	Naval Regional Contracting Ctr	4	3,187	0	0	0	0
NAVY	VA	Norfolk	Naval Supply Center	2	147	2	147	1	99
AIR FORCE	OK	Tinker AFB	OKlahoma City ALC/PKO	1	581	1	581	1	581
<b>TOTAL</b>			<b>3410 Electrical &amp; Ultrasonic Erosion Machines</b>	<b>14</b>	<b>4,942</b>	<b>10</b>	<b>1,755</b>	<b>9</b>	<b>1,707</b>

Prepared by:

Washington Headquarters Services  
Directorate for Information  
Operations and Reports

# Prime Contract Awards by FSC/SVC and Purchasing Office in Excess of \$100,000

Dollars In Thousands

FY 1992

3411 Boring Machines		PURCHASE OFFICE		TOTAL ALL AWARDS	U. S. BUSINESS	SMALL BUSINESS
DEPT	STATE CITY			ACTIONS DOLLARS	ACTIONS DOLLARS	ACTIONS DOLLARS
ARMY	IL Rock Island	Rock Island Arsenal	1	2,467	0	0
NAVY	KY Louisville	Naval Ordnance Station	1	350	1	350
NAVY	DC Naval Station	Naval Regional Contracting Ctr	8	12,102	8	8,036
AIR FORCE	GA Robins AFB	Warner Robins ALC/LKK	2	577	2	577
<b>TOTAL</b>	<b>3411 Boring Machines</b>		<b>14</b>	<b>15,576</b>	<b>12</b>	<b>8,962</b>

Prepared by:

Washington Headquarters Services  
Directorate for Information  
Operations and Reports



ST 28

# Prime Contract Awards by FSC/SVC and Purchasing Office in Excess of \$100,000

Dollars In Thousands  
FY 1992

3412 Broaching Machines		PURCHASE OFFICE		TOTAL ALL AWARDS	U. S. BUSINESS	SMALL BUSINESS
DEPT	STATE CITY			ACTIONS DOLLARS	ACTIONS DOLLARS	ACTIONS DOLLARS
ARMY	NY Watervliet		Watervliet Arsenal	2 3,789	0 0	0 0
TOTAL	3412 Broaching Machines			2 3,789	0 0	0 0

Prepared by:  
Washington Headquarters Services  
Directorate for Information  
Operations and Reports

# Prime Contract Awards by FSC/SVC and Purchasing Office in Excess of \$100,000

Dollars In Thousands  
FY 1992

## 3413 Drilling and Tapping Machines

DEPT	STATE	CITY	PURCHASE OFFICE	TOTAL ALL AWARDS ACTIONS	AWARDS DOLLARS	U.S. BUSINESS ACTIONS	BUSINESS DOLLARS	SMALL BUSINESS ACTIONS	BUSINESS DOLLARS
ARMY	MI	Warren	USA Tank-Automotive Command	2	1,102	2	1,102	0	0
ARMY	NY	Watervliet	Watervliet Arsenal	1	449	0	0	0	0
NAVY	DC	Naval Station	Naval Regional Contracting Ctr	1	151	1	151	1	151
OCE	MS	Vicksburg	USA Engr Waterways Exp Station	1	135	1	135	1	135
<b>TOTAL</b>			<b>3413 Drilling and Tapping Machines</b>	<b>13</b>	<b>2,173</b>	<b>10</b>	<b>1,693</b>	<b>8</b>	<b>591</b>

Prepared by:

Washington Headquarters Services  
Directorate for Information  
Operations and Reports

ST 28

# Prime Contract Awards by FSC/SVC and Purchasing Office in Excess of \$100,000

Dollars In Thousands

FY 1992

3414 Gear Cutting and Finishing Machines

DEPT STATE CITY PURCHASE OFFICE

TOTAL 3414 Gear Cutting and Finishing Machines

TOTAL ALL AWARDS ACTIONS	DOLLARS	U. S. BUSINESS ACTIONS	DOLLARS	SMALL BUSINESS ACTIONS	DOLLARS
1	56-	1	56-	1	56-

Prepared by:  
Washington Headquarters Services  
Directorate for Information  
Operations and Reports

# Prime Contract Awards by FSC/SVC and Purchasing Office in Excess of \$100,000

Dollars In Thousands

FY 1992

3415 Grinding Machines		PURCHASE OFFICE	TOTAL ALL AWARDS		U.S. BUSINESS		SMALL BUSINESS	
DEPT	STATE CITY		ACTIONS	DOLLARS	ACTIONS	DOLLARS	ACTIONS	DOLLARS
ARMY	AL Anniston	Anniston Army Depot	2	129	2	129	2	129
ARMY	TX Corpus Christi	Corpus Christi Army Depot	1	227	1	227	1	227
ARMY	IL Rock Island	HQ AMCCOM	2	167	1	39	1	39
ARMY	IL Rock Island	Rock Island Arsenal	3	1,749	1	96	0	0
NAVY	DC Washington	Marine Corps	1	124	1	124	1	124
NAVY	DC Naval Station	Naval Regional Contracting Ctr	8	3,058	7	1,949	1	1,949
NAVY	DC Washington	Naval Regional Contracting Ctr	1	1,459	0	0	0	0
NAVY	WA Bremerton	Naval Supply Center Puget Sound	1	120	1	120	2	2,523
AIR FORCE	OK Tinker AFB	Oklahoma City ALC/PKO	2	2,523	2	2,523	2	2,523
AIR FORCE	GA Robins AFB	Warner Robins ALC/LKK	3	1,161	3	1,161	3	1,161
DLA	TN Memphis	Def Industrial Plant Equip Ctr	1	115	1	115	1	115
DLA	VA Richmond	Defense General Supply Center	3	332	3	332	3	332
<b>TOTAL 3415 Grinding Machines</b>			<b>33</b>	<b>11,228</b>	<b>28</b>	<b>6,879</b>	<b>24</b>	<b>6,571</b>

Prepared by:  
Washington Headquarters Services  
Directorate for Information  
Operations and Reports

# Prime Contract Awards by FSC/SVC and Purchasing Office in Excess of \$100,000

Dollars In Thousands

FY 1992

3416 Lathes		PURCHASE OFFICE	TOTAL ALL AWARDS		U. S. BUSINESS		SMALL BUSINESS	
DEPT	STATE CITY		ACTIONS	DOLLARS	ACTIONS	DOLLARS	ACTIONS	DOLLARS
ARMY	AL Anniston	Anniston Army Depot	1	124	1	124	1	124
ARMY	IL Rock Island	HQ AMCCOM	6	2,235	1	126	1	126
ARMY	NJ Picatinny Arsenal	HQ AMCCOM	1	2,236	1	236	1	236
ARMY	OK McAlester	McAlester Army Ammunition Plant	1	247	1	247	0	0
ARMY	IL Rock Island	Rock Island Arsenal	5	2,196	2	313	0	0
NAVY	DC Washington	Marine Corps	1	230	1	230	0	0
NAVY	DC Naval Station	Naval Regional Contracting Ctr	28	18,926	26	18,527	9	6,714
NAVY	DC Washington	Naval Regional Contracting Ctr	1	123	0	0	0	0
NAVY	DC Charleston	Naval Supply Center	1	213	1	213	1	213
NAVY	SC Charleston	Naval Supply Center	2	256	1	63	1	63
NAVY	NH Portsmouth	Portsmouth Naval Shipyard	1	111	1	111	0	0
AIR FORCE	CA Edwards AFB	AFMTC/PKRA R&D Contracts FTC	1	224	1	191	0	181
AIR FORCE	OH Wright Patterson AFB	AFBASC/PKW	3	262	4	1,086	1	920
AIR FORCE	GA Robins AFB	Warner Robins ALC/LKK	6	1,352	5	320	3	320
DLA	TN Memphis	Def Industrial Plant Equip Ctr	6	427	3	198	3	198
DLA	VA Richmond	Defense General Supply Center	5	309	1	29	1	29
DLA	VA Richmond	Defense Industrial Plant Equip	5	309	1	29	1	29
<b>TOTAL</b>	<b>3416 Lathes</b>		<b>86</b>	<b>28,122</b>	<b>58</b>	<b>22,425</b>	<b>33</b>	<b>9,443</b>

Prepared by:

Washington Headquarters Services  
Directorate for Information  
Operations and Reports

# Prime Contract Awards by F/C/SVC and Purchasing Office in Excess of \$100,000

Dollars In Thousands

FY 1962

3417 Milling Machines		PURCHASE OFFICE		TOTAL ALL AWARDS	U. S. BUSINESS	SMALL BUSINESS
DEPT	STATE CITY			ACTIONS DOLLARS	ACTIONS DOLLARS	ACTIONS DOLLARS
ARMY	PA Chambersburg	Letterkenny Army Depot	1	1,243	1	1,243
ARMY	IL Rock Island	Rock Island Arsenal	1	824	0	0
ARMY	MD Aberdeen PRO'' GRND	USA Aberdeen Proving Ground	2	175	2	175
ARMY	MS Vicksburg	USA Engineer Water-Ways Exp Sta	1	232	1	232
ARMY	NY Watervliet	Watervliet Arsenal	2	1,390	1	170
NAVY	DC Naval Station	Naval Regional Contracting Ctr	9	3,971	7	3,608
NAVY	WA Bremerton	Naval Supply Center Puget Sound	2	255	2	255
NAVY	NH Portsmouth	Portsmouth Naval Shipyard	2	139	2	139
AIR FORCE	GA Robins AFB	Warner Robins ALC/LKK	7	2,463	7	2,463
DLA	VA Richmond	Defense General Supply Center	5	1,130	5	1,130
<b>TOTAL</b>	<b>3417 Milling Machines</b>		<b>54</b>	<b>12,827</b>	<b>48</b>	<b>10,326</b>

TOTAL 3417 Milling Machines

3,093

ST 28

# Prime Contract Awards by FSC/SVC and Purchasing Office in Excess of \$100,000

Dollars In Thousands

FY 1992

DEPT	STATE	CITY	PURCHASE OFFICE	TOTAL ALL AWARDS ACTIONS	DOLLARS	U. S. BUSINESS ACTIONS	DOLLARS	SMALL BUSINESS ACTIONS	DOLLARS
3418	Planers	and	Shapers	1	31	1	31	1	31
TOTAL	3418	Planers	and	Shapers					

Prepared by:

Washington Headquarters Services  
Directorate for Information  
Operations and Reports

ST 28

# Prime Contract Awards by FSC/SVC and Purchasing Office in Excess of \$100,000

Dollars In Thousands

FY 1992

3419 Miscellaneous Machine Tools

DEPT	STATE	CITY	PURCHASE OFFICE	TOTAL ALL AWARDS ACTIONS	DOLLARS	U. S. BUSINESS ACTIONS	DOLLARS	SMALL BUSINESS ACTIONS	DOLLARS
ARMY	IL	Rock Island	HQ AMCCOM	1	116	0	0	0	0
NAVY	DC	Naval Station	Naval Regional Contracting Ctr	3	300	2	239	1	32
AIR FORCE	OK	Tinker AFB	Oklahoma City ALC/PKO	2	247	2	247	1	197
<b>TOTAL</b>	<b>3419</b>	<b>Miscellaneous Machine Tools</b>		<b>13</b>	<b>1,084</b>	<b>10</b>	<b>825</b>	<b>8</b>	<b>568</b>

Prepared by:

Washington Headquarters Services  
Directorate for Information  
Operations and Reports



ST 28

# Prime Contract Awards by FSC/SVC and Purchasing Office in Excess of \$100,000

Dollars In Thousands

FY 1992

## 3424 Metal Heat Treating & Non-thermal Equip

DEPT	STATE	CITY	PURCHASE OFFICE	TOTAL ALL AWARDS ACTIONS	DOLLARS	U. S. BUSINESS ACTIONS	DOLLARS	SMALL BUSINESS ACTIONS	DOLLARS
ARMY	IL	Rock Island	Rock Island Arsenal	2	813	1	64	1	64
ARMY	NY	Watervliet	Watervliet Arsenal	2	688	1	236	1	236
NAVY	DC	Naval Station	Naval Regional Contracting Ctr	1	165	1	165	1	165
AIR FORCE	NM	Holloman AFB	49 TFW/LGC	4	134	4	134	4	134
AIR FORCE	OH	Wright Patterson	AFBASC/PKW	3	192	3	192	2	119
AIR FORCE	OK	Tinker AFB	Oklahoma City ALC/PKO	4	171	4	171	1	27
DLA	TN	Memphis	Def Industrial Plant Equip Ctr	1	120	1	120	1	120
<b>TOTAL</b>	<b>3424</b>	<b>Metal Heat Treating &amp; Non-thermal Equip</b>		<b>21</b>	<b>2,420</b>	<b>19</b>	<b>1,218</b>	<b>12</b>	<b>907</b>

*Prepared by:*

Washington Headquarters Services  
Directorate for Information  
Operations and Reports

ST 28

# Prime Contract Awards by FSC/SVC and Purchasing Office in Excess of \$100,000

Dollars In Thousands

FY 1992

3426 Metal Finishing Equipment		PURCHASE OFFICE		TOTAL ALL AWARDS	U. S. BUSINESS	SMALL BUSINESS
DEPT	STATE CITY			ACTIONS DOLLARS	ACTIONS DOLLARS	ACTIONS DOLLARS
ARMY	PA Chambersburg	Letterkenny Army Depot		1 125	1 125	1 125
NAVY	VA Arlington	Naval Space & Warfare Sys Cmd		1 200	1 200	0
NAVY	VA Norfolk	Naval Supply Center		1 1,276	1 1,276	1 1,276
<b>TOTAL</b>	<b>3426 Metal Finishing Equipment</b>			<b>8 1,822</b>	<b>6 1,743</b>	<b>5 1,543</b>

Prepared by:  
Washington Headquarters Services  
Directorate for Information  
Operations and Reports

ST 28

# Prime Contract Awards by FSC/SVC and Purchasing Office in Excess of \$100,000

Dollars In Thousands  
FY 1992

DEPT	STATE	CITY	PURCHASE OFFICE	TOTAL ALL AWARDS ACTIONS	DOLLARS	U.S. BUSINESS ACTIONS	DOLLARS	SMALL BUSINESS ACTIONS	DOLLARS
3431 Electric Arc Welding Equipment									
ARMY	IL	Rock Island	HQ AMCCOM	4	18,668-	3	18,604-	1	44
ARMY	MI	Warren	USA Tank-Automotive Command	1	102	0	0	0	0
NAVY	VA	Norfolk	Naval Shipyard	2	297	2	297	0	0
AIR FORCE	TN	Arnold	AEDC/PKP Operational Contracting	1	750	1	750	1	750
AIR FORCE	GA	Robins AFB	Warner Robins ALC/LKK	6	471	6	471	1	26
DLA	VA	Richmond	Defense General Supply Center	4	1,199	4	1,199	3	947
TOTAL 3431 Electric Arc Welding Equipment				27	15,402-	24	15,518-	11	2,012

Prepared by:

Washington Headquarters Services  
Directorate for Information  
Operations and Reports

ST 28

# Prime Contract Awards by FSC/SVC and Purchasing Office in Excess of \$100,000

Dollars In Thousands

FY 1992

3433 Gas Welding, Heat Cutting, & Metalizing Eq		PURCHASE OFFICE		TOTAL ALL AWARDS	U.S. BUSINESS	SMALL BUSINESS
DEPT	STATE CITY			ACTIONS DOLLARS	ACTIONS DOLLARS	ACTIONS DOLLARS
ARMY	TX Corpus Christi		Corpus Christi Army Depot	1 2,051	1 2,051	0 0
ARMY	IL Rock Island		HQ AMCCOM	1 188	1 188	0 0
AIR FORCE	FL Eglin AFB		AFDTC/PKO	1 222	1 222	1 222
AIR FORCE	OK Tinker AFB		Oklahoma City ALC/PKO	2 1,035	2 1,035	0 0
DLA	VA Richmond		Defense General Supply Center	1 153	1 153	0 0
<b>TOTAL</b>	<b>3433 Gas Welding, Heat Cutting, &amp; Metalizing Eq</b>	<b>11</b>		<b>3,887</b>	<b>10 3,842</b>	<b>4 369</b>

Prepared by:  
Washington Headquarters Services  
Directorate for Information  
Operations and Reports

ST 28

# Prime Contract Awards by FSC/SVC and Purchasing Office in Excess of \$100,000

Dollars In Thousands  
FY 1992

## 3436 Welding Positioners and Manipulators

DEPT	STATE	CITY	PURCHASE OFFICE	TOTAL ALL AWARDS ACTIONS	DOLLARS	U. S. BUSINESS ACTIONS	DOLLARS	SMALL BUSINESS ACTIONS	DOLLARS
NAVY	DC	Washington	Marine Corps	1	128	1	128	1	128
TOTAL	3436	Welding Positioners and Manipulators		1	128	1	128	1	128

Prepared by:  
Washington Headquarters Services  
Directorate for Information  
Operations and Reports

# Prime Contract Awards by FSC/SVC and Purchasing Office in Excess of \$100,000

Dollars In Thousands

FY 1992

3438 Miscellaneous Welding Equipment		PURCHASE OFFICE		TOTAL ALL AWARDS	U.S. BUSINESS	SMALL BUSINESS
DEPT	STATE CITY			ACTIONS DOLLARS	ACTIONS DOLLARS	ACTIONS DOLLARS
NAVY	MD Indian Head		Naval Ordnance Station	1 316	1 316	0 0
<b>TOTAL</b>	<b>3438 Miscellaneous Welding Equipment</b>			<b>5 533</b>	<b>4 459</b>	<b>3 143</b>

Prepared by:

Washington Headquarters Services  
Directorate for Information  
Operations and Reports

# Prime Contract Awards by FSC/SVC and Purchasing Office in Excess of \$100,000

Dollars In Thousands  
FY 1992

## 3439 Misc Welding, Soldering & Brazing Supply

DEPT	STATE	CITY	PURCHASE OFFICE	TOTAL ALL AWARDS ACTIONS	DOLLARS	U. S. BUSINESS ACTIONS	DOLLARS	SMALL BUSINESS ACTIONS	DOLLARS
ARMY	PA	Tobyhanna	Tobyhanna Army Depot	2	120	2	120	2	120
NAVY	PA	Mechanicsburg	Navy Ships Parts Control Center	7	579	7	579	2	74
NAVY	NH	Portsmouth	Portsmouth Naval Shipyard	1	156	1	156	0	0
AIR FORCE	TX	Kelly AFB	San Antonio ALC/LDK	2	245	1	167	1	167
DLA	VA	Richmond	Defense General Supply Center	23	2,035	22	1,988	15	1,323
<b>TOTAL</b>	<b>3439</b>	<b>Misc Welding, Soldering &amp; Brazing Supply</b>		<b>48</b>	<b>3,748</b>	<b>45</b>	<b>3,575</b>	<b>28</b>	<b>2,094</b>

Prepared by:

Washington Headquarters Services  
Directorate for Information  
Operations and Reports

# Prime Contract Awards by FSC/SVC and Purchasing Office in Excess of \$100,000

Dollars In Thousands

FY 1992

## 3441 Bending and Forming Machines

DEPT	STATE	CITY	PURCHASE OFFICE	TOTAL ALL AWARDS ACTIONS	TOTAL ALL AWARDS DOLLARS	U.S. BUSINESS ACTIONS	U.S. BUSINESS DOLLARS	SMALL BUSINESS ACTIONS	SMALL BUSINESS DOLLARS
NAVY	DC	Naval Station	Naval Regional Contracting Ctr	2	178	2	178	2	178
AIR FORCE	TX	Randolph AFB	12 CONS/CC	2	185	2	185	2	185
AIR FORCE	GA	Robins AFB	Warner Robins ALC/LKK	5	1,008	3	797	2	319
AIR FORCE	GA	Robins AFB	Warner Robins ALC/PKO	1	234	1	234	1	234
<b>TOTAL</b>	<b>3441</b>	<b>Bending and Forming Machines</b>		<b>21</b>	<b>2,203</b>	<b>19</b>	<b>1,992</b>	<b>17</b>	<b>1,426</b>

Prepared by:

Washington Headquarters Services  
Directorate for Information  
Operations and Reports



ST 28

# Prime Contract Awards by FSC/SVC and Purchasing Office in Excess of \$100,000

Dollars In Thousands

FY 1992

3442 Hydraulic and Pneumatic Presses, Power Dr

DEPT	STATE	CITY	PURCHASE OFFICE	TOTAL ALL AWARDS ACTIONS	DOLLARS	U. S. BUSINESS ACTIONS	DOLLARS	SMALL BUSINESS ACTIONS	BUSINESS DOLLARS
ARMY	NY	Watervliet	Watervliet Arsenal	1	712	0	0	0	0
NAVY	DC	Naval Station	Naval Regional Contracting Ctr	2	204	0	204	2	204
AIR FORCE	NY	New York	Det 2 7000 CONS/LGC	1	123	0	0	0	0
AIR FORCE	GA	Robins AFB	Warner Robins ALC/LKK	1	249	1	249	1	249
AIR FORCE	GA	Robins AFB	Warner Robins ALC/PKO	1	8,600	0	0	0	0
TOTAL	3442	Hydraulic and Pneumatic Presses, Power Dr		10	10,147	7	711	7	711

Prepared by:  
 Washington Headquarters Services  
 Directorate for Information  
 Operations and Reports

ST 28

# Prime Contract Awards by FSC/SVC and Purchasing Office in Excess of \$100,000

Dollars In Thousands

FY 1992

## 3443 Mechanical Presses, Power Driven

DEPT	STATE	CITY	PURCHASE OFFICE	TOTAL ALL AWARDS ACTIONS	DOLLARS	U.S. BUSINESS ACTIONS	DOLLARS	SMALL BUSINESS ACTIONS	DOLLARS
ARMY	IL	Rock Island	HQ AMCCOM	1	215	0	0	0	0
ARMY	NJ	Fort Monmouth	USA Comm & Electronics Command	1	130	1	130	1	130
AIR FORCE	GA	Robins AFB	Warner Robins ALC/LKK	1	231	1	231	1	231
TOTAL	3443	Mechanical Presses, Power Driven		7	798	6	582	4	454

Prepared by:

Washington Headquarters Services  
Directorate for Information  
Operations and Reports

# Prime Contract Awards by FSC/SVC and Purchasing Office in Excess of \$100,000

Dollars In Thousands

FY 1992

3445 Punching and Shearing Machines		PURCHASE OFFICE		TOTAL ALL AWARDS	U. S. BUSINESS	SMALL BUSINESS
DEPT	STATE CITY			ACTIONS DOLLARS	ACTIONS DOLLARS	ACTIONS DOLLARS
ARMY	UT Tooele	Tooele Army Depot		3 470	3 470	3 470
NAVY	DC Washington	Marine Corps		2 131	2 131	2 131
NAVY	DC Naval Station	Naval Regional Contracting Ctr		5 492	5 492	4 455
NAVY	DC Washington	Naval Regional Contracting Ctr		2 377	2 377	2 377
AIR FORCE	AK Elmendorf AFB	3 CONS/LGC		1 155	1 155	1 155
AIR FORCE	MS Keesler AFB	393 COMS/CC		1 106	1 106	1 106
AIR FORCE	GA Robins AFB	Warner Robins ALC/LKK		7 303	6 267	6 267
<b>TOTAL</b>	<b>3445 Punching and Shearing Machines</b>			<b>33 2,450</b>	<b>32 2,414</b>	<b>29 2,303</b>

Prepared by:

Washington Headquarters Services  
Directorate for Information  
Operations and Reports

**Prime Contract Awards by FSC/SVC and  
Purchasing Office in Excess of \$100,000**

Dollars In Thousands  
FY 1992

3446 Forging Machinery and Hammers		PURCHASE OFFICE		TOTAL ALL AWARDS		U.S. BUSINESS		SMALL BUSINESS	
DEPT	STATE CITY	USA	Tank-Automotive Command	ACTIONS	DOLLARS	ACTIONS	DOLLARS	ACTIONS	DOLLARS
ARMY	MI Warren			1	375	1	375	1	375
TOTAL	3446 Forging Machinery and Hammers			2	430	2	430	2	430

Prepared by:  
Washington Headquarters Services  
Directorate for Information  
Operations and Reports



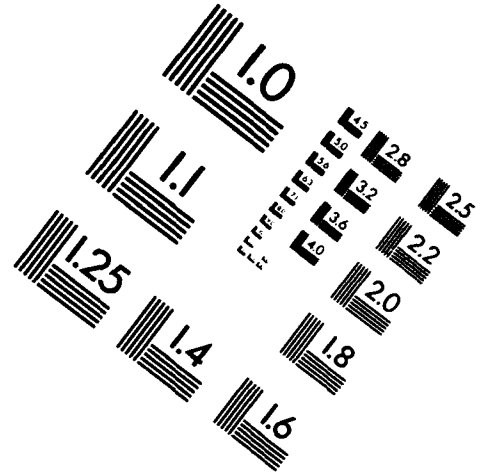
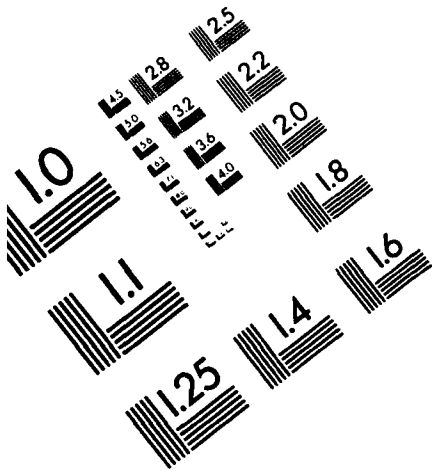


**AIM**

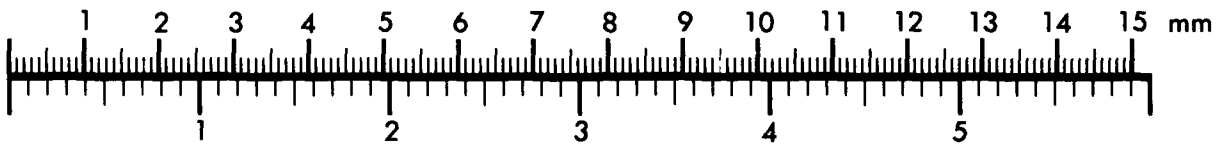
**Association for Information and Image Management**

1100 Wayne Avenue, Suite 1100  
Silver Spring, Maryland 20910


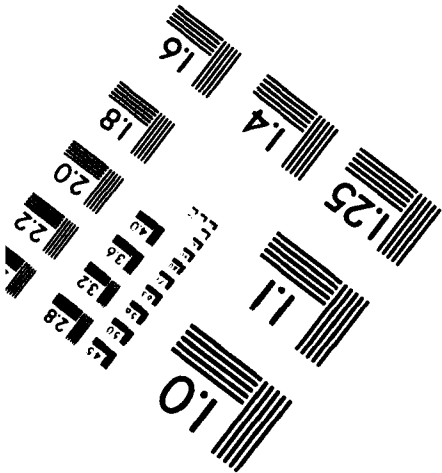
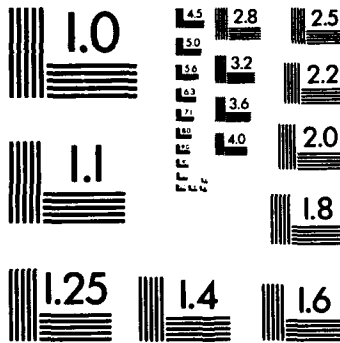
301/587-8202



**Centimeter**



**Inches**



MANUFACTURED TO AIM STANDARDS  
BY APPLIED IMAGE, INC.

ST 28

# Prime Contract Awards by FSC/SVC and Purchasing Office in Excess of \$100,000

Dollars In Thousands  
FY 1992

3448 Riveting Machines		PURCHASE OFFICE	TOTAL ALL AWARDS		U. S. BUSINESS		SMALL BUSINESS	
DEPT	STATE CITY		ACTIONS	DOLLARS	ACTIONS	DOLLARS	ACTIONS	DOLLARS
TOTAL	3448 Riveting Machines		1	47	1	47	1	47

Prepared by:  
Washington Headquarters Services  
Directorate for Information  
Operations and Reports

# Prime Contract Awards by FSC/SVC and Purchasing Office in Excess of \$100,000

Dollars In Thousands  
FY 1992

3449 Msc Secondary Metal Forming & Cutting Mach		PURCHASE OFFICE		TOTAL ALL AWARDS	U. S. BUSINESS	SMALL BUSINESS
DEPT	STATE CITY			ACTIONS	ACTIONS	DOLLARS
NAVY	IN Crane NAVMSC			1	1	145
AIR FORCE	OH Wright Patterson AFB	Naval Weapons Support Center		1	1	236
AIR FORCE	CA McClellan AFB	Sacramento ALC/PKO		1	1	126
<b>TOTAL</b>	<b>3449 Msc Secondary Metal Forming &amp; Cutting Mach</b>			<b>4</b>	<b>4</b>	<b>552</b>

Prepared by:

Washington Headquarters Services  
Directorate for Information  
Operations and Reports



# Prime Contract Awards by FSC/SVC and Purchasing Office in Excess of \$100,000

Dollars In Thousands

FY 1992

**3450 Machine Tools, Portable**

DEPT	STATE	CITY	PURCHASE OFFICE	TOTAL ALL AWARDS ACTIONS	DOLLARS	U. S. BUSINESS ACTIONS	DOLLARS	SMALL BUSINESS ACTIONS	DOLLARS
NAVY	DC	Naval Station	Naval Regional Contracting Ctr	2	516	2	516	2	516
NAVY	NH	Portsmouth	Portsmouth Naval Shipyard	1	368	1	368	1	368
<b>TOTAL</b>		<b>3450 Machine Tools, Portable</b>		<b>4</b>	<b>935</b>	<b>4</b>	<b>935</b>	<b>4</b>	<b>935</b>

Prepared by:

Washington Headquarters Services  
Directorate for Information  
Operations and Reports

**Prime Contract Awards by FSC/SVC and  
Purchasing Office in Excess of \$100,000**

Dollars In Thousands  
FY 1992

3455 Cutting Tools for Machine Tools		PURCHASE OFFICE		TOTAL ALL AWARDS	U. S. BUSINESS	SMALL BUSINESS
DEPT	STATE CITY			ACTIONS DOLLARS	ACTIONS DOLLARS	ACTIONS DOLLARS
NAVY	CA China Lake NWC		Naval Weapons Center	1 220	1 220	1 220
<b>TOTAL</b>	<b>3455 Cutting Tools for Machine Tools</b>	<b>11</b>		<b>565</b>	<b>11</b>	<b>518</b>

Prepared by:

Washington Headquarters Services  
Directorate for Information  
Operations and Reports

ST 28

# Prime Contract Awards by FSC/SVC and Purchasing Office in Excess of \$100,000

Dollars In Thousands  
FY 1992

3456 Cutting Tools for Secondary Metal Mach

DEPT STATE CITY PURCHASE OFFICE

TOTAL 3456 Cutting Tools for Secondary Metal Mach

TOTAL ALL AWARDS  
ACTIONS DOLLARS

1

75

U. S. BUSINESS  
ACTIONS DOLLARS

1

75

SMALL BUSINESS  
ACTIONS DOLLARS

0

0

Prepared by:

Washington Headquarters Services  
Directorate for Information  
Operations and Reports

# Prime Contract Awards by FSC/SVC and Purchasing Office in Excess of \$100,000

Dollars In Thousands  
FY 1992

3460 Machine Tool Accessories		PURCHASE OFFICE		TOTAL ALL AWARDS	U. S. BUSINESS	SMALL BUSINESS
DEPT	STATE CITY			ACTIONS DOLLARS	ACTIONS DOLLARS	ACTIONS DOLLARS
ARMY	AL Redstone Arsenal	USA Missile Command		1 455	1 455	0 0
ARMY	NY Watervliet	Watervliet Arsenal		3 217	2 130	2 130
NAVY	DC Naval Station	Naval Regional Contracting Ctr		4 159	4 159	4 159
<b>TOTAL</b>	<b>3460 Machine Tool Accessories</b>			<b>16 1,192</b>	<b>15 1,105</b>	<b>14 650</b>

*Prepared by:*  
Washington Headquarters Services  
Directorate for Information  
Operations and Reports

**Prime Contract Awards by FSC/SVC and  
Purchasing Office in Excess of \$100,000**

Dollars In Thousands  
FY 1992

**3465 Production Jigs, Fixtures and Templates**

DEPT	STATE	CITY	PURCHASE OFFICE	TOTAL ALL AWARDS ACTIONS	DOLLARS	U. S. BUSINESS ACTIONS	DOLLARS	SMALL BUSINESS ACTIONS	DOLLARS
NAVY	WA	Bremerton	Naval Supply Center Puget Sound	1	262	1	262	1	262
<b>TOTAL</b>			<b>3465 Production Jigs, Fixtures and Templates</b>	<b>3</b>	<b>357</b>	<b>2</b>	<b>325</b>	<b>2</b>	<b>325</b>

*Prepared by:*  
Washington Headquarters Services  
Directorate for Information  
Operations and Reports

# Prime Contract Awards by FSC/SVC and Purchasing Office in Excess of \$100,000

Dollars In Thousands  
FY 1992

3470 Machine Shop Sets, Kits, and Outfits		PURCHASE OFFICE		TOTAL ALL AWARDS		U. S. BUSINESS		SMALL BUSINESS	
DEPT	STATE CITY			ACTIONS	DOLLARS	ACTIONS	DOLLARS	ACTIONS	DOLLARS
ARMY	MI Warren	USA Tank-Automotive Command		1	192	1	192	1	192
TOTAL	3470 Machine Shop Sets, Kits, and Outfits			3	320	3	320	2	260

Prepared by:  
Washington Headquarters Services  
Directorate for Information  
Operations and Reports

# Prime Contract Awards by FSC/SVC and Purchasing Office in Excess of \$100,000

Dollars In Thousands

FY 1992

## 3510 Laundry and Dry Cleaning Equipment

DEPT	STATE	CITY	PURCHASE OFFICE	TOTAL ALL ACTIONS	DOLLARS	U. S. BUSINESS ACTIONS	DOLLARS	SMALL BUSINESS ACTIONS	DOLLARS
ARMY	MO	Fort Leonard Wood	Commander USA Engineer Center	3	176	3	176	3	176
ARMY	GA	Fort Gordon	Commander USA Signal Center	2	139	2	139	1	31
ARMY	LA	Fort Polk	Directorate of Contracting	2	258	2	258	1	232
ARMY	WA	Fort Lewis	Directorate of Contracting	1	101	1	101	1	101
ARMY	AR	Pine Bluff	Pine Bluff Arsenal	2	103	2	103	1	49
ARMY	NY	New York	Regional Contrng Off Vicenza	3	123	0	0	0	0
ARMY	MA	Natick	USA Natick Resch Devl & Engrng	1	378	1	378	1	378
ARMY	MO	St Louis	USA Troop Support Cmd (TROSCOM)	2	6,487	2	6,487	2	6,487
NAVY	DC	Washington	Marine Corps	3	6,375	2	6,340	2	6,340
NAVY	CA	Port Hueneume	Naval Construction Battalion Cen	1	509	1	509	1	509
NAVY	CA	Long Beach	Naval Regional Contracting Ctr	2	116	2	116	2	116
NAVY	SC	Charleston	Naval Supply Center	4	330	4	330	2	118
NAVY	PA	Mechanicsburg	Navy Ships Parts Control Center	28	4,040	28	4,040	24	3,685
AIR FORCE	NY	New York	435 TAW/LGC Rhein/Main AB	3	143	0	0	0	0
AIR FORCE	NY	New York	Det 4 7000 CONS/LGC	1	186	0	0	0	0
DLA	VA	Richmond	Defense General Supply Center	8	1,317	8	1,317	7	1,270
OCE	FL	Jacksonville	USA Engineer Dist Jacksonville	1	1,499	1	1,499	1	1,499
<b>TOTAL</b>			<b>3510 Laundry and Dry Cleaning Equipment</b>	<b>85</b>	<b>18,034</b>	<b>67</b>	<b>15,106</b>	<b>55</b>	<b>14,212</b>

Prepared by:

Washington Headquarters Services  
Directorate for Information  
Operations and Reports

# Prime Contract Awards by FSC/SVC and Purchasing Office in Excess of \$100,000

Dollars In Thousands

FY 1992

## 3530 Indust Sewing Mach &amp; Mobile Tex Repr Shops

DEPT	STATE	CITY	PURCHASE OFFICE	TOTAL ALL AWARDS ACTIONS	DOLLARS	U.S. BUSINESS ACTIONS	DOLLARS	SMALL BUSINESS ACTIONS	DOLLARS
DLA	VA	Richmond	Defense General Supply Center	5	172	2	5	2	5
TOTAL	3530	Indust Sewing Mach & Mobile Tex Repr Shops		7	273	4	106	3	41

Prepared by:

Washington Headquarters Services  
Directorate for Information  
Operations and Reports



# Prime Contract Awards by FSC/SVC and Purchasing Office in Excess of \$100,000

Dollars In Thousands  
FY 1992

3540 Wrapping and Packaging Machinery		PURCHASE OFFICE		TOTAL ALL AWARDS	U.S. BUSINESS	SMALL BUSINESS
DEPT	STATE CITY			ACTIONS	DOLLARS	DOLLARS
ARMY	AL Anniston	Anniston Army Depot	1	139	139	139
NAVY	DC Washington	Marine Corps	1	104	104	104
AIR FORCE	GA Robins AFB	Warner Robins ALC/PKO	1	151	151	151
DLA	PA Philadelphia	Defense Pers Spt Ctr (Medical)	1	115	115	0
ODA	DC Washington	Virginia Contracting Activity	1	169	169	0
<b>TOTAL</b>	<b>3540 Wrapping and Packaging Machinery</b>		<b>10</b>	<b>875</b>	<b>875</b>	<b>562</b>

Prepared by:

Washington Headquarters Services  
Directorate for Information  
Operations and Reports

ST 28

# Prime Contract Awards by FSC/SVC and Purchasing Office in Excess of \$100,000

Dollars In Thousands  
FY 1992

3550 Vending and Coin Operated Machines

DEPT	STATE	CITY	PURCHASE OFFICE	TOTAL ALL AWARDS ACTIONS	U.S. BUSINESS ACTIONS	U.S. BUSINESS DOLLARS	SMALL BUSINESS ACTIONS	SMALL BUSINESS DOLLARS
TOTAL	3550	Vending and Coin Operated Machines		2	1	161	1	95

Prepared by:  
Washington Headquarters Services  
Directorate for Information  
Operations and Reports

# Prime Contract Awards by FSC/SVC and Purchasing Office in Excess of \$100,000

Dollars In Thousands  
FY 1992

3590 Misc Service and Trade Equipment		PURCHASE OFFICE		TOTAL ALL AWARDS	U. S. BUSINESS	SMALL BUSINESS
DEPT	STATE CITY			ACTIONS DOLLARS	ACTIONS DOLLARS	ACTIONS DOLLARS
ARMY	MI Warren	USA Tank-Automotive Command	3	131-	3	131-
ARMY	NC Raleigh	USPFO for North Carolina	2	159	0	0
NAVY	VA Norfolk	Naval Supply Center	2	141	2	141
AIR FORCE	TN Arnold	ENG DEV CTR	1	146	1	146
AIR FORCE	UT Hill AFB	AEDC/PKP Operational Contracting Ogden ALC/LIK	1	500	1	500
<b>TOTAL</b>	<b>3590 Misc Service and Trade Equipment</b>		<b>18</b>	<b>1,225</b>	<b>12</b>	<b>945</b>
						<b>397</b>

ST 28

# Prime Contract Awards by FSC/SVC and Purchasing Office in Excess of \$100,000

Dollars In Thousands

FY 1992

3605 Food Products Machinery and Equipment

DEPT	STATE	CITY	PURCHASE OFFICE	TOTAL ALL AWARDS ACTIONS	DOLLARS	U. S. BUSINESS ACTIONS	DOLLARS	SMALL BUSINESS ACTIONS	DOLLARS
TOTAL	3605	Food	Products Machinery and Equipment	3	109	2	76	1	43

Prepared by:

Washington Headquarters Services  
Directorate for Information  
Operations and Reports

205

# Prime Contract Awards by FSC/SVC and Purchasing Office in Excess of \$100,000

Dollars In Thousands

FY 1992

3610 Printing, Duplicating & Bookbinding Equip

DEPT	STATE	CITY	PURCHASE OFFICE	TOTAL ALL AWARDS ACTIONS	DOLLARS	U. S. BUSINESS ACTIONS	DOLLARS	SMALL BUSINESS ACTIONS	DOLLARS
ARMY	TX	Fort Bliss	Cdr USA Air Defense Artillery	5	196	0	0	0	0
ARMY	AL	Fort McClellan	Cdr USA Chemical & Mil Police	3	131	2	72	0	0
ARMY	KY	Fort Knox	Commander USA Armor Center	5	236	0	0	0	0
ARMY	KS	Fort Leavenworth	Commander USA Combined Arms Ctr	6	389	0	0	0	0
ARMY	AZ	Fort Huachuca	Commander USA Info Systems Cmd	2	128	0	0	0	0
ARMY	VA	Fort Lee	Commander USA Quartermaster Ctr	3	218	2	96	0	0
ARMY	IN	FT Benjamin Harrison	Commander USA Soldier Support	2	241	0	0	0	0
ARMY	CA	Fort Ord	Directorate of Contracting	2	132	1	100	0	0
ARMY	CA	Presidio	Directorate of Contracting	4	328	0	0	0	0
ARMY	CO	Fort Carson	Directorate of Contracting	2	258	2	258	0	0
ARMY	KS	Fort Riley	Directorate of Contracting	4	291	2	200	0	0
ARMY	LA	Fort Polk	Directorate of Contracting	1	133	0	0	0	0
ARMY	TX	Fort Hood	Directorate of Contracting	3	460	0	0	0	0
ARMY	WA	Fort Lewis	Directorate of Contracting	3	128	1	82-	0	0
ARMY	VA	Fort Belvoir	Ft Belvoir Dir of Contracting	3	158	0	0	0	0
ARMY	NJ	Picatinny Arsenal	HQ AMCCOM	2	136	0	0	0	0
ARMY	NY	New York	Regional Contrng Off Fuerth	1	528	0	0	0	0
ARMY	CA	Sacramento	Sacramento Army Depot	14	956	0	0	0	0
ARMY	PA	Tobyhanna	Tobyhanna Army Depot	2	243	0	0	0	0
ARMY	MD	Aberdeen PROV GRND	USA Aberdeen Proving Ground	5	228	1	157	0	0
ARMY	NJ	Fort Monmouth	USA Comm & Electronics Command	4	327	0	0	0	0
ARMY	AL	Redstone Arsenal	USA Missile Command	6	423	0	0	0	0
ARMY	HI	Fort Shafter	USA Support Command	1	116	0	0	0	0
ARMY	MI	Warren	USA Tank-Automotive Command	3	347	2	74	1	42
ARMY	AK	Fort Richardson	USPFO for Alaska	2	144	0	0	0	0
ARMY	AZ	Phoenix	USPFO for Arizona	2	194	0	0	0	0
ARMY	CO	Golden	USPFO for Colorado	2	149	0	0	0	0
ARMY	GA	Atlanta	USPFO for Georgia	5	321	0	0	0	0
ARMY	OK	Oklahoma City	USPFO for Oklahoma	3	170	0	0	0	0
ARMY	TN	Nashville	USPFO for Tennessee	4	133	0	0	0	0
NAVY	DC	Washington	Marine Corps	3	113	0	0	0	0
NAVY	CA	Santa Ana	Marine Corps Air Station El Toro	6	578	0	0	0	0
NAVY	PA	Philadelphia	NRCC Phila (Lg Purch)	1	287	0	0	0	0
NAVY	CA	Port Hueneme	Naval Construction Battalion Ctr	17	1,178	0	0	0	0
NAVY	WA	Bremerton	Naval Publications & Printing Se	4	3,354	0	0	0	0
NAVY	CA	San Diego MS	Naval Publications And Printing	16	1,764	0	0	0	0
NAVY	DC	Naval Station	Naval Regional Contracting Ctr	43	9,012	3	617	0	0
NAVY	DC	Washington	Naval Regional Contracting Ctr	3	110	0	0	0	0
NAVY	DC	Washington	Naval Sea Systems Command	12	600	0	0	0	0
NAVY	CA	Oakland	Naval Supply Center	4	227	0	0	0	0

Prepared by:

Washington Headquarters Services  
Directorate for Information  
Operations and Reports

# Prime Contract Awards by FSC/SVC and Purchasing Office in Excess of \$100,000

Dollars In Thousands  
FY 1992

## 3610 Printing, Duplicating & Bookbinding Equip

DEPT	STATE	CITY	PURCHASE OFFICE	TOTAL ALL AWARDS ACTIONS	U.S. BUSINESS ACTIONS	BUSINESS DOLLARS	SMALL BUSINESS ACTIONS	BUSINESS DOLLARS
NAVY	CA	San Diego	Naval Supply Center	3	0	172	0	0
NAVY	FL	Pensacola	Naval Supply Center	2	0	184	0	0
NAVY	HI	Pearl Harbor	Naval Supply Center	3	1	172	0	87
NAVY	SC	Charleston	Naval Supply Center	10	0	874	0	0
NAVY	VA	Norfolk	Naval Supply Center	29	0	2,514	0	0
NAVY	WA	Bremerton	Naval Supply Center Puget Sound	3	1	130	0	36
NAVY	LA	New Orleans	Naval Support Activity	7	0	1,140	0	0
NAVY	VA	Dahlgren	Naval Surface Weapons Center	4	0	310	0	0
NAVY	VA	Yorktown	Naval Weapons Station	3	0	192	0	0
NAVY	IN	Crane	Naval Weapons Support Center	2	0	101	0	0
NAVY	NA	NAVWSC	Naval Weapons Support Center	3	0	101	0	0
NAVY	CA	Point Mugu	Navy Publications & Printing Svc	4	0	563	0	0
NAVY	SC	Charleston	Navy Publications & Printing Svc	1	0	558	0	0
NAVY	CA	Port Hueneme	Navy Ship Weapon Sys Engineers	1	0	811	0	0
NAVY	NH	Portsmouth	Portsmouth Naval Shipyard	2	0	116	0	116
NAVY	FL	Miami	U.S. Naval Station	2	2	182	2	0
AIR FORCE	FL	MacDill AFB	1 TFW/LGC	15	0	433	0	0
AIR FORCE	TX	Randolph AFB	12 CONS/LGC	5	0	216	0	0
AIR FORCE	HI	Hickam AFB	15 CONS/LGC	2	0	144	0	0
AIR FORCE	CO	Peterson AFB	21ST CONS/LGC	2	0	179	0	0
AIR FORCE	FL	Homestead	31 TFW/LGC	2	0	168	0	0
AIR FORCE	ID	Mountain Home AFB	366 TFW/LGC	2	0	108	0	0
AIR FORCE	AL	Maxwell AFB	3800 LS/LGCW	5	0	232	0	0
AIR FORCE	IL	O'Hare Airport	928 AG/LGC	2	0	106	0	0
AIR FORCE	MD	Andrews AFB	AFDW/1100 CNS/CN (WACC)(SPEC)	4	0	147	0	0
AIR FORCE	OH	Newark Air Force	StagMC/PK	2	0	164	0	0
AIR FORCE	OH	Wright Patterson	AFBASC/PKW	18	1	973	1	36
AIR FORCE	TX	Dyess AFB	BMW/LGC	2	0	182	0	0
AIR FORCE	NY	New York	Det 2 7000 CONS/LGC	1	0	209	0	0
AIR FORCE	MA	Hanscom AFB	ESC/PKU Base Contracts	4	0	147	0	0
AIR FORCE	UT	Hill AFB	Ogden ALC/LIK	4	2	615	1	413
DLA	CA	Los Angeles	Def Contract Mgmt District West	9	0	447	0	0
DLA	OH	Columbus	Defense Construction Supply Ctr	5	0	303	0	0
DLA	UT	Ogden	Defense Depot Ogden	1	0	102	0	0
DLA	VA	Richmond	Defense General Supply Center	18	6	1,151	5	429
OCE	PA	Philadelphia	USA Engineer District Philadelphia	3	0	116	0	0
OCE	PA	Pittsburgh	USA Engineer District Pittsburgh	3	0	231	0	0
ODA	DC	Washington	Def Mapping Agcy Hydro/Topo Ctr	2	1	138	1	67
ODA	DC	Washington	Defense Supply Svc - Washington	84	1	5,701	0	153
ODA	DC	Washington	Virginia Contracting Activity	10	5	1,110	1	530
TOTAL			3610 Printing, Duplicating & Bookbinding Equip	599	42	50,985	13	851

Prepared by:

Washington Headquarters Services  
Directorate for Information  
Operations and Reports

# Prime Contract Awards by FSC/SVC and Purchasing Office in Excess of \$100,000

Dollars In Thousands  
FY 1992

3611 Industrial Marking Machines			TOTAL ALL AWARDS	U. S. BUSINESS	SMALL BUSINESS
DEPT	STATE CITY	PURCHASE OFFICE	ACTIONS	ACTIONS	ACTIONS
			DOLLARS	DOLLARS	DOLLARS
AIR FORCE	GA Robins AFB	Warner Robins ALC/PKO	2 186-	2 186-	2 186-
<b>TOTAL</b>	<b>3611 Industrial Marking Machines</b>		<b>9 124</b>	<b>7 71</b>	<b>7 71</b>

Prepared by:  
Washington Headquarters Services  
Directorate for Information  
Operations and Reports

ST 28

# Prime Contract Awards by FSC/SVC and Purchasing Office in Excess of \$100,000

Dollars In Thousands

FY 1992

3615 Pulp and Paper Industries Machinery

DEPT	STATE	CITY	PURCHASE OFFICE	TOTAL ALL AWARDS ACTIONS	AWARDS DOLLARS	U. S. BUSINESS ACTIONS	BUSINESS DOLLARS	SMALL BUSINESS ACTIONS	BUSINESS DOLLARS
TOTAL	3615	Pulp and Paper Industries Machinery		14	407	2	60	2	60

Prepared by:

Washington Headquarters Services  
Directorate for Information  
Operations and Reports



# Prime Contract Awards by FSC/SVC and Purchasing Office in Excess of \$100,000

Dollars In Thousands

FY 1992

## 3620 Rubber & Plastic Working Machinery

DEPT	STATE	CITY	PURCHASE OFFICE	TOTAL ALL AWARDS ACTIONS	DOLLARS	U. S. BUSINESS ACTIONS	DOLLARS	SMALL BUSINESS ACTIONS	DOLLARS
ARMY	TX	Corpus Christi	Corpus Christi Army Depot	2	345	2	345	2	345
ARMY	TX	Texarkana	Red River Army Depot	1	1,217	1	1,217	0	0
ARMY	MD	Aberdeen PROV GRND	USA Aberdeen Proving Ground	2	357	2	1,357	0	0
ARMY	NY	Watervliet	Watervliet Arsenal	1	235	1	235	1	235
NAVY	RI	Newport	NRCC Phila Det (SM PURC)	2	117	0	0	0	0
NAVY	DC	Naval Station	Naval Regional Contracting Ctr	2	275	1	224	1	224
NAVY	RI	Newport	Naval Underwtr Sys Ctr (Code 921)	1	440	1	440	1	440
AIR FORCE	OH	Wright Patterson	AFBASC/PKW	1	427	1	427	1	427
<b>TOTAL</b>			<b>3620 Rubber &amp; Plastic Working Machinery</b>	<b>15</b>	<b>3,592</b>	<b>12</b>	<b>3,424</b>	<b>8</b>	<b>1,789</b>

Prepared by:

Washington Headquarters Services  
Directorate for Information  
Operations and Reports

ST 28

# Prime Contract Awards by FSC/SVC and Purchasing Office in Excess of \$100,000

Dollars In Thousands  
FY 1992

3625 Textile Industries Machinery

DEPT	STATE	CITY	PURCHASE OFFICE	TOTAL ALL AWARDS ACTIONS	DOLLARS	U.S. BUSINESS ACTIONS	DOLLARS	SMALL BUSINESS ACTIONS	DOLLARS
TOTAL	3625	Textile Industries Machinery		2	61	2	61	1	25

Prepared by:

Washington Headquarters Services  
Directorate for Information  
Operations and Reports

211

**ST 28 Prime Contract Awards by FSC/SVC and Purchasing Office in Excess of \$100,000**

Dollars In Thousands  
FY 1992

3630 Clay & Concrete Products Industries Mach		PURCHASE OFFICE		TOTAL ALL AWARDS	U. S. BUSINESS	SMALL BUSINESS
DEPT	STATE CITY			ACTIONS DOLLARS	ACTIONS DOLLARS	ACTIONS DOLLARS
TOTAL	3630 Clay & Concrete Products Industries Mach			1 28	0 0	0 0

Prepared by:  
Washington Headquarters Services  
Directorate for Information  
Operations and Reports

# Prime Contract Awards by FSC/SVC and Purchasing Office in Excess of \$100,000

Dollars In Thousands

FY 1992

## 3635 Crystal &amp; Glass Industries Machinery

DEPT	STATE	CITY	PURCHASE OFFICE	TOTAL ALL AWARDS ACTIONS	DOLLARS	U.S. BUSINESS ACTIONS	DOLLARS	SMALL BUSINESS ACTIONS	DOLLARS
ARMY DLA	NJ	Picatinny Arsenal VA Richmond	HQ AMCCOM Defense General Supply Center	3 1	2,206 122	2 1	206 122	0 1	0 122
<b>TOTAL</b>		<b>3635 Crystal &amp; Glass Industries Machinery</b>		<b>5</b>	<b>2,405</b>	<b>3</b>	<b>328</b>	<b>1</b>	<b>122</b>

Prepared by:

Washington Headquarters Services  
Directorate for Information  
Operations and Reports

# Prime Contract Awards by FSC/SVC and Purchasing Office in Excess of \$100,000

Dollars In Thousands

FY 1992

## 3650 Chemical and Pharmaceutical Machinery

DEPT	STATE	CITY	PURCHASE OFFICE	TOTAL ALL AWARDS ACTIONS	DOLLARS	U. S. BUSINESS ACTIONS	DOLLARS	SMALL BUSINESS ACTIONS	DOLLARS
ARMY	AR	Little Rock	USA Engineer Dist Little Rock	1	3,030	1	3,030	0	0
DLA	VA	Richmond	Defense General Supply Center	1	221	1	221	1	221
OCE	TN	Nashville	USA Engineer District Nashville	1	129	1	129	1	129
<b>TOTAL</b>			<b>3650 Chemical and Pharmaceutical Machinery</b>	<b>3</b>	<b>3,380</b>	<b>3</b>	<b>3,380</b>	<b>2</b>	<b>350</b>

Prepared by:

Washington Headquarters Services  
Directorate for Information  
Operations and Reports

# Prime Contract Awards by FSC/SVC and Purchasing Office in Excess of \$100,000

Dollars In Thousands

FY 1992

## 3655 Gas Generating and Dispensing Systems

DEPT	STATE	CITY	PURCHASE OFFICE	TOTAL ALL AWARDS ACTIONS	TOTAL ALL AWARDS DOLLARS	U. S. BUSINESS ACTIONS	U. S. BUSINESS DOLLARS	SMALL BUSINESS ACTIONS	SMALL BUSINESS DOLLARS
ARMY	IL	Rock Island	HQ AMCCOM	1	407	0	0	0	0
NAVY	SC	Charleston	Naval Supply Center	1	519	1	519	0	0
NAVY	CA	China Lake MWC	Naval Weapons Center	1	230	1	230	1	230
NAVY	PA	Mechanicsburg	Navy Ships Parts Control Center	42	2,864	41	2,783	30	2,191
NAVY	NH	Portsmouth	Portsmouth Naval Shipyard	5	1,248	5	1,248	5	1,248
AIR FORCE	TX	Kelly AFB	San Antonio ALC/LDK	10	2,197	9	1,717	9	1,717
AIR FORCE	TX	Kelly AFB	San Antonio ALC/SFK	5	6,022	4	5,970	4	5,970
DLA	VA	Richmond	Defense General Supply Center	2	493	1	395	1	395
<b>TOTAL</b>			<b>3655 Gas Generating and Dispensing Systems</b>	<b>69</b>	<b>14,007</b>	<b>64</b>	<b>12,889</b>	<b>50</b>	<b>11,751</b>

Prepared by:

Washington Headquarters Services  
Directorate for Information  
Operations and Reports

ST 28

# Prime Contract Awards by FSC/SVC and Purchasing Office in Excess of \$100,000

Dollars In Thousands

FY 1992

## 3660 Industrial Size Reduction Machinery

DEPT	STATE	CITY	PURCHASE OFFICE	TOTAL ALL AWARDS ACTIONS	DOLLARS	U. S. BUSINESS ACTIONS	DOLLARS	SMALL BUSINESS ACTIONS	DOLLARS
ARMY	AL	Redstone Arsenal	USA Missile Command	1	123	0	0	0	0
TOTAL			3660 Industrial Size Reduction Machinery	3	216	2	93	1	29

Prepared by:

Washington Headquarters Services  
Directorate for Information  
Operations and Reports

216

# Prime Contract Awards by FSC/SVC and Purchasing Office in Excess of \$100,000

Dollars In Thousands

FY 1992

## 3670 Specilized Circuit Board Manufacturing Mach

DEPT	STATE	CITY	PURCHASE OFFICE	TOTAL ALL AWARDS ACTIONS	DOLLARS	U.S. BUSINESS ACTIONS	DOLLARS	SMALL BUSINESS ACTIONS	DOLLARS
ARMY	PA	Tobyhanna	Tobyhanna Army Depot	5	271	5	271	3	194
AIR FORCE	MA	Hanscom AFB	ESC/PKU Base Contracts	2	253	2	253	2	253
AIR FORCE	CA	McClellan AFB	Sacramento ALC/PKO	1	206	1	206	1	206
<b>TOTAL</b>			<b>3670 Specilized Circuit Board Manufacturing Mach</b>	<b>11</b>	<b>893</b>	<b>11</b>	<b>893</b>	<b>7</b>	<b>706</b>

Prepared by:

Washington Headquarters Services  
Directorate for Information  
Operations and Reports



ST 28

# Prime Contract Awards by FSC/SVC and Purchasing Office in Excess of \$100,000

Dollars In Thousands

FY 1992

## 3680 Foundry Machinery, Related Equip & Sup

DEPT	STATE	CITY	PURCHASE OFFICE	TOTAL ALL AWARDS ACTIONS	DOLLARS	U.S. BUSINESS ACTIONS	DOLLARS	SMALL BUSINESS ACTIONS	DOLLARS
ARMY	OK	McAlester	McAlester Army Ammunition Plant	2	448	2	448	2	448
ARMY	IL	Rock Island	Rock Island Arsenal	3	294	3	294	2	242
NAVY	DC	Naval Station	Naval Regional Contracting Ctr	2	246	2	246	2	246
TOTAL		3680 Foundry Machinery, Related Equip & Sup		7	989	7	989	6	936

Prepared by:

Washington Headquarters Services  
Directorate for Information  
Operations and Reports

ST 28

**Prime Contract Awards by FSC/SVC and  
Purchasing Office in Excess of \$100,000**

Dollars In Thousands  
FY 1992

3685 Specialized Metal Container Mfg Mach & Eq

DEPT	STATE	CITY	PURCHASE OFFICE	TOTAL ALL AWARDS ACTIONS	U. S. BUSINESS ACTIONS	U. S. BUSINESS DOLLARS	SMALL BUSINESS ACTIONS	SMALL BUSINESS DOLLARS
TOTAL	3685	Specialized Metal Container Mfg Mach & Eq		1	0	58	0	0

Prepared by:

Washington Headquarters Services  
Directorate for Information  
Operations and Reports

219

# Prime Contract Awards by FSC/SVC and Purchasing Office in Excess of \$100,000

Dollars In Thousands

FY 1992

## 3690 Specialized Ammunition and Ordnance Mach

DEPT	STATE	CITY	PURCHASE OFFICE	TOTAL ALL AWARDS ACTIONS	DOLLARS	U. S. BUSINESS ACTIONS	DOLLARS	SMALL BUSINESS ACTIONS	DOLLARS
ARMY	IL	Rock Island	HQ AMCCOM	2	547-	2	547-	0	0
ARMY	NJ	Picatinny Arsenal	HQ AMCCOM	3	689	3	689	3	689
ARMY	OK	McAlester	McAlester Army Ammunition Plant	3	500	3	500	2	474
ARMY	AR	Pine Bluff	Pine Bluff Arsenal	1	249	1	249	1	249
NAVY	NJ	Lakehurst	Naval Air Engineering Center	2	176-	1	364-	1	364-
NAVY	MD	Indian Head	Naval Ordnance Station	3	105	2	67	2	67
NAVY	CA	China Lake MNC	Naval Weapons Center	3	124	1	124	1	124
TOTAL			3690 Specialized Ammunition and Ordnance Mach	20	1,172	17	907	14	1,429

Prepared by:

Washington Headquarters Services  
Directorate for Information  
Operations and Reports

ST 28

# Prime Contract Awards by FSC/SVC and Purchasing Office in Excess of \$100,000

Dollars In Thousands  
FY 1992

## 3693 Industrial Assembly Machines

DEPT	STATE	CITY	PURCHASE OFFICE	TOTAL ALL AWARDS ACTIONS	DOLLARS	U. S. BUSINESS ACTIONS	DOLLARS	SMALL BUSINESS ACTIONS	DOLLARS
ARMY	AR	Little Rock	USA Engineer Dist Little Rock	1	545	1	545	1	545
TOTAL	3693	Industrial Assembly Machines		2	591	2	591	1	545

Prepared by:

Washington Headquarters Services  
Directorate for Information  
Operations and Reports

ST 28

# Prime Contract Awards by FSC/SVC and Purchasing Office in Excess of \$100,000

Dollars In Thousands

FY 1992

3694 Clean Work Stations, Controlled Environ Eq

DEPT	STATE	CITY	PURCHASE OFFICE	TOTAL ALL AWARDS ACTIONS	DOLLARS	U. S. BUSINESS ACTIONS	DOLLARS	SMALL BUSINESS ACTIONS	DOLLARS
ARMY	PA	Tobyhanna	Tobyhanna Army Depot	1	167	1	167	1	167
TOTAL			3694 Clean Work Stations, Controlled Environ Eq	3	301	3	301	3	301

Prepared by:

Washington Headquarters Services  
Directorate for Information  
Operations and Reports

# Prime Contract Awards by FSC/SVC and Purchasing Office in Excess of \$100,000

Dollars In Thousands

FY 1992

## 3695 Miscellaneous Special Industry Machinery

DEPT	STATE	CITY	PURCHASE OFFICE	TOTAL ALL AWARDS ACTIONS	DOLLARS	U. S. BUSINESS ACTIONS	DOLLARS	SMALL BUSINESS ACTIONS	DOLLARS
ARMY	AR	Pine Bluff	Pine Bluff Arsenal	1	283	1	283	1	283
ARMY	PA	Tobyhanna	Tobyhanna Army Depot	2	113	2	113	2	113
ARMY	AR	Little Rock	USA Engineer Dist Little Rock	1	194	1	194	0	0
ARMY	MS	Vicksburg	USA Engineer Water-Ways Exp Sta	1	1,300	0	0	0	0
ARMY	MI	Warren	USA Tank-Automotive Command	6	6,646	0	0	0	0
ARMY	NY	Watervliet	Watervliet Arsenal	3	386	3	386	0	0
NAVY	MD	Bethesda	David Taylor Naval Ship R&D Ctr	1	6,750	1	6,750	1	276
NAVY	NC	Cherry Point	Marine Corps Air Station	2	825	2	825	2	6,750
NAVY	MD	Indian Head	Naval Ordnance Station	2	150	2	150	2	825
NAVY	CA	San Diego	Naval Regional Contracting Ctr	3	720	3	720	3	150
NAVY	DC	Naval Station	Naval Regional Contracting Ctr	3	4,102	0	0	0	720
NAVY	DC	Washington	Naval Research Laboratory	1	242	1	242	1	320
NAVY	HI	Pearl Harbor	Naval Supply Center	1	189	1	189	1	242
NAVY	SC	Charleston	Naval Supply Center	2	398	2	398	1	47
NAVY	WA	Bremerton	Naval Supply Center Puget Sound	4	480	3	371	1	371
NAVY	IN	Crane	Naval Weapons Support Center	1	570	1	480	0	371
NAVY	IN	Portsmouth	Portsmouth Naval Shipyard	3	195	3	570	3	570
NAVY	NH	Portsmouth	436 CONS/LGC	1	311	1	311	1	195
AIR FORCE	DE	Dover	Base 436 CONS/LGC	1	195	1	195	2	311
AIR FORCE	TN	Arnold	AEDC/PPK Operational Contracting	2	311	2	311	0	0
DLA	PA	Philadelphia	Def Pers Spt Ctr (Instal Spt)	2	1,623	0	0	0	0
DLA	VA	Richmond	Defense General Supply Center	5	1,190	1	41	1	41
OCE	AL	Mobile	USA Engineer Dist Mobile	2	2,226	2	2,226	1	138
OCE	PA	Pittsburgh	USA Engineer District Pittsburgh	1	135	1	135	1	135
OCE	MN	St. Paul	USA Engineer District St Paul	3	7,004	3	7,004	0	0
TOTAL			3695 Miscellaneous Special Industry Machinery	76	36,382	51	22,180	40	12,075

Prepared by:

Washington Headquarters Services  
Directorate for Information  
Operations and Reports

ST 28

# Prime Contract Awards by FSC/SVC and Purchasing Office in Excess of \$100,000

Dollars In Thousands

FY 1992

DEPT	STATE	CITY	PURCHASE OFFICE	TOTAL ALL AWARDS ACTIONS	DOLLARS	U. S. BUSINESS ACTIONS	DOLLARS	SMALL BUSINESS ACTIONS	DOLLARS
3710			Soil Preparation Equipment						
				5	247	2	101	2	101
TOTAL			3710 Soil Preparation Equipment						

Prepared by:

Washington Headquarters Services  
Directorate for Information  
Operations and Reports

224

# Prime Contract Awards by FSC/SVC and Purchasing Office in Excess of \$100,000

Dollars In Thousands  
FY 1992

3720 Harvesting Equipment		PURCHASE OFFICE		TOTAL ALL AWARDS	U. S. BUSINESS	SMALL BUSINESS
DEPT	STATE CITY			ACTIONS	ACTIONS	ACTIONS
				DOLLARS	DOLLARS	DOLLARS
TOTAL	3720 Harvesting Equipment			3	109	81
					109	2

Prepared by:  
Washington Headquarters Services  
Directorate for Information  
Operations and Reports



**Prime Contract Awards by FSC/SVC and  
Purchasing Office in Excess of \$100,000**

Dollars In Thousands

FY 1992

3730 Dairy, Poultry, and Livestock Equipment

DEPT	STATE	CITY	PURCHASE OFFICE	TOTAL ALL AWARDS ACTIONS	DOLLARS	U. S. BUSINESS ACTIONS	DOLLARS	SMALL BUSINESS ACTIONS	DOLLARS
TOTAL	3730	Dairy, Poultry, and Livestock	Equipment	1	37	1	37	0	0

*Prepared by:*  
Washington Headquarters Services  
Directorate for Information  
Operations and Reports

ST 28

# Prime Contract Awards by FSC/SVC and Purchasing Office in Excess of \$100,000

Dollars In Thousands  
FY 1992

3740 Pest, Disease, and Frost Control Equipment

DEPT	STATE	CITY	PURCHASE OFFICE	TOTAL ALL AWARDS ACTIONS	99	2	99	U. S. BUSINESS ACTIONS	2	99	SMALL BUSINESS ACTIONS	2	99
TOTAL	3740	Pest, Disease, and Frost Control Equipment		2	99	2	99	2	99	2	99	2	99

Prepared by:

Washington Headquarters Services  
Directorate for Information  
Operations and Reports

# Prime Contract Awards by FSC/SVC and Purchasing Office in Excess of \$100,000

Dollars In Thousands

FY 1992

3750 Gardening Implements and Tools		PURCHASE OFFICE		TOTAL ALL AWARDS	U. S. BUSINESS	SMALL BUSINESS
DEPT	STATE CITY			ACTIONS DOLLARS	ACTIONS DOLLARS	DOLLARS
ARMY	KY Fort Knox	Commander USA Armor Center		7 330	0 0	0 0
ARMY	OK Fort Sill	Commander USA Field Artillery		2 123	1 75	1 75
ARMY	GA Fort Benning	Commander USA Infantry Center		5 441	0 0	0 0
ARMY	VA Fort Lee	Commander USA Quartermaster Ctr		3 189	0 0	0 0
ARMY	KY Fort Campbell	Directorate of Contracting		7 392	1 39	1 39
ARMY	AK Fort Richardson	HQ 8th Infantry Div/USA Garrison		4 171	0 0	0 0
NAVY	DC Washington	Marine Corps		8 331	1 52	1 52
AIR FORCE	AL Maxwell AFB	3800 LS/LGCW		4 223	2 142	2 142
AIR FORCE	CA San Francisco	432 CONS/LGC		2 179	0 0	0 0
AIR FORCE	FL Eglin AFB	AFDTC/PKO		2 121	0 0	0 0
AIR FORCE	UT Hill AFB	Ogden ALC/PKO		4 182	2 91	2 91
<b>TOTAL</b>	<b>3750 Gardening Implements and Tools</b>			<b>99 4,448</b>	<b>13 637</b>	<b>13 637</b>

Prepared by:

Washington Headquarters Services  
Directorate for Information  
Operations and Reports

# Prime Contract Awards by FSC/SVC and Purchasing Office in Excess of \$100,000

Dollars In Thousands

FY 1992

## 3770 Saddlery, Harness, Whips and Furnishings

DEPT	STATE	CITY	PURCHASE OFFICE	TOTAL ALL AWARDS ACTIONS	DOLLARS	U. S. BUSINESS ACTIONS	DOLLARS	SMALL BUSINESS ACTIONS	DOLLARS
ARMY	MD	Fort Detrick	USA Medical Research	11	700	0	0	0	0
NAVY	NJ	Lakehurst	Naval Air Engineering Center	1	413	1	413	1	413
<b>TOTAL</b>		<b>3770</b>	<b>Saddlery, Harness, Whips and Furnishings</b>	<b>15</b>	<b>1,254</b>	<b>4</b>	<b>554</b>	<b>4</b>	<b>554</b>

Prepared by:

Washington Headquarters Services  
Directorate for Information  
Operations and Reports

# Prime Contract Awards by FSC/SVC and Purchasing Office in Excess of \$100,000

Dollars In Thousands

FY 1982

3805 Earth Moving and Excavating Equipment		PURCHASE OFFICE		TOTAL ALL AWARDS	U. S. BUSINESS	SMALL BUSINESS
DEPT	STATE CITY			ACTIONS DOLLARS	ACTIONS DOLLARS	ACTIONS DOLLARS
ARMY	KS Fort Leavenworth	Commander USA Combined Arms Ctr		3 157	0 0	0 0
ARMY	SC Fort Jackson	Commander USA Training Center		2 165	2 165	1 118
ARMY	AK Fort Richardson	HQ 8th Infantry Div/USA Garrison		3 389	2 345	2 345
ARMY	OK McAlester	McAlester Army Ammunition Plant		12 769	12 769	9 635
ARMY	IN Madison	USA Jefferson Proving Ground		1 200	0 200	0 0
ARMY	FL Miami	USA South USA Garrison - Panama		2 174	0 0	0 0
ARMY	NY New York	USAREUR Contracting Center		2 243	0 0	0 0
ARMY	NC Raleigh	USPEO for North Carolina		1 308	1 308	1 308
NAVY	DC Washington	Marine Corps		2 116	1 89	1 89
AIR FORCE	MO Whiteman AFB	CINCSAC/LGC		2 120	0 0	0 0
DLA	MI Battle Creek	Def Reutilization & Marketing Sv		6 423	0 0	0 0
DLA	OH Columbus	Defense Construction Supply Ctr		35 29,654	27 24,202	4 1,121
OCE	NE Omaha	USA Engineer District Omaha		1 126	1 126	1 126
OCE	PA Philadelphia	USA Engineer District Philadelphia		1 120	1 120	0 0
<b>TOTAL</b>	<b>3805 Earth Moving and Excavating Equipment</b>			<b>97 33,939</b>	<b>55 26,700</b>	<b>25 3,039</b>

Prepared by:

Washington Headquarters Services  
Directorate for Information  
Operations and Reports

# Prime Contract Awards by FSC/SVC and Purchasing Office in Excess of \$100,000

Dollars In Thousands  
FY 1992

3810 Cranes and Crane-shovels

DEPT	STATE	CITY	PURCHASE OFFICE	TOTAL ALL ACTIONS	AWARDS DOLLARS	U. S. BUSINESS ACTIONS	BUSINESS DOLLARS	SMALL BUSINESS ACTIONS	BUSINESS DOLLARS
ARMY	OK	McAlester	McAlester Army Ammunition Plant	4	379	4	379	2	219
ARMY	MD	Aberdeen	USA Aberdeen Proving Ground	1	169	1	169	1	169
NAVY	NY	New York	Naval Regional Contracting Ctr	1	1,206	0	0	0	0
AIR FORCE	OH	Wright Patterson	AFBASC/SDCK	2	6,272	2	6,272	2	6,272
DLA	OH	Columbus	Defense Construction Supply Ctr	17	10,905	17	10,905	11	7,761
OCE	TN	Nashville	USA Engineer District Nashville	1	200	1	200	0	0
OCE	NE	Omaha	USA Engineer District Omaha	1	290	1	290	1	290
<b>TOTAL 3810 Cranes and Crane-shovels</b>				<b>30</b>	<b>19,536</b>	<b>29</b>	<b>18,330</b>	<b>18</b>	<b>14,748</b>

Prepared by:

Washington Headquarters Services  
Directorate for Information  
Operations and Reports

ST 28

# Prime Contract Awards by FSC/SVC and Purchasing Office in Excess of \$100,000

Dollars In Thousands

FY 1992

## 3815 Crane and Crane-shovel Attachments

DEPT	STATE	CITY	PURCHASE OFFICE	TOTAL ALL AWARDS ACTIONS	DOLLARS	U.S. BUSINESS ACTIONS	DOLLARS	SMALL BUSINESS ACTIONS	DOLLARS
NAVY	CA	San Diego	Naval Regional Contracting Ctr	1	200	1	200	1	200
DLA	OH	Columbus	Defense Construction Supply Ctr	4	219	3	122	2	96
TOTAL	3815 Crane and Crane-shovel Attachments			9	628	6	451	4	340

Prepared by:

Washington Headquarters Services  
Directorate for Information  
Operations and Reports

# Prime Contract Awards by FSC/SVC and Purchasing Office in Excess of \$100,000

Dollars In Thousands

FY 1992

## 3820 Mining, Rock Drilling, Earth Boring Equip

DEPT	STATE	CITY	PURCHASE OFFICE	TOTAL ALL AWARDS ACTIONS	TOTAL ALL AWARDS DOLLARS	U.S. BUSINESS ACTIONS	U.S. BUSINESS DOLLARS	SMALL BUSINESS ACTIONS	SMALL BUSINESS DOLLARS
ARMY	FL	Miami	USA South USA Garrison - Panama	1	193	1	193	0	0
ARMY	MO	St. Louis	USA Troop Support Cmd (TROSCOM)	3	758	1	666	1	666
AIR FORCE	AK	Elmendorf AFB	3 CONS/LGC	1	280	1	280	1	280
DLA	OH	Columbus	Defense Construction Supply Ctr	6	900	2	159	2	159
OCE	MS	Vicksburg	USA Engineer District Vicksburg	1	156	1	156	1	156
<b>TOTAL</b>			<b>3820 Mining, Rock Drilling, Earth Boring Equip</b>	<b>14</b>	<b>2,389</b>	<b>8</b>	<b>1,556</b>	<b>6</b>	<b>1,329</b>

Prepared by:

Washington Headquarters Services  
Directorate for Information  
Operations and Reports



# Prime Contract Awards by FSC/SVC and Purchasing Office in Excess of \$100,000

Dollars In Thousands

FY 1992

## 3825 Road Clearing and Cleaning Equipment

DEPT	STATE	CITY	PURCHASE OFFICE	TOTAL ALL AWARDS ACTIONS	DOLLARS	U. S. BUSINESS ACTIONS	DOLLARS	SMALL BUSINESS ACTIONS	DOLLARS
ARMY	TX	Fort Bliss	Cdr USA Air Defense Artillery	2	113	0	0	0	0
ARMY	AL	Huntsville	USA Engineer Division Huntsville	6	142	0	0	0	0
ARMY	NY	New York	USAREUR Contracting Center	6	1,013	0	0	0	0
ARMY	TX	Austin	USPFO for Texas	3	195	0	0	0	0
NAVY	CA	Oakland	Naval Supply Center	1	112	0	0	0	0
NAVY	SC	Charleston	Naval Supply Center	1	114	1	114	0	0
AIR FORCE	GA	Robins AFB	Warner Robins ALC/LVK	6	623	6	623	6	623
AIR FORCE	GA	Robins AFB	Warner Robins ALC/PKP	1	127-	1	127-	1	127-
DLA	OH	Columbus	Defense Construction Supply Ctr	36	15,100	30	14,603	23	9,018
OCE	MS	Vicksburg	USA Engineer District Vicksburg	11	1,642	0	0	0	0
<b>TOTAL</b>			<b>3825 Road Clearing and Cleaning Equipment</b>	<b>101</b>	<b>20,177</b>	<b>41</b>	<b>15,351</b>	<b>32</b>	<b>9,625</b>

Prepared by:

Washington Headquarters Services  
Directorate for Information  
Operations and Reports

# Prime Contract Awards by FSC/SVC and Purchasing Office in Excess of \$100,000

Dollars In Thousands

FY 1992

3830 Truck and Tractor Attachments		PURCHASE OFFICE		TOTAL ALL AWARDS	U. S. BUSINESS	SMALL BUSINESS
DEPT	STATE CITY			ACTIONS DOLLARS	ACTIONS DOLLARS	ACTIONS DOLLARS
ARMY	OK Fort Sill	Commander USA Field Artillery		3 130	3 130	0 0
ARMY	MI Warren	USA Tank-Automotive Command		2 204	2 204	2 204
NAVY	DC Washington	Marine Corps		2 286	2 286	2 286
DLA	OH Columbus	Defense Construction Supply Ctr		5 425	5 425	3 353
<b>TOTAL</b>	<b>3830 Truck and Tractor Attachments</b>			<b>19 1,388</b>	<b>13 1,076</b>	<b>8 875</b>

Prepared by:  
Washington Headquarters Services  
Directorate for Information  
Operations and Reports

ST 28

# Prime Contract Awards by FSC/SVC and Purchasing Office in Excess of \$100,000

Dollars In Thousands  
FY 1992

3835 Petroleum Production & Distribution Equip		PURCHASE OFFICE		TOTAL ALL AWARDS	U. S. BUSINESS	SMALL BUSINESS
DEPT	STATE CITY			ACTIONS DOLLARS	ACTIONS DOLLARS	ACTIONS DOLLARS
ARMY	MO St. Louis	USA Troop Support Cmd (TROSCOM)		2 11,130	2 11,130	2 11,130
ARMY	NY New York	USAREUR Contracting Center		1 106	0 0	0 0
<b>TOTAL</b>	<b>3835 Petroleum Production &amp; Distribution Equip</b>			<b>8 11,401</b>	<b>6 11,260</b>	<b>5 11,229</b>

Prepared by:  
Washington Headquarters Services  
Directorate for Information  
Operations and Reports

# Prime Contract Awards by FSC/SVC and Purchasing Office in Excess of \$100,000

Dollars In Thousands  
FY 1992

## 3895 Miscellaneous Construction Equipment

DEPT	STATE	CITY	PURCHASE OFFICE	TOTAL ALL AWARDS ACTIONS	TOTAL ALL AWARDS DOLLARS	U. S. BUSINESS ACTIONS	U. S. BUSINESS DOLLARS	SMALL BUSINESS ACTIONS	SMALL BUSINESS DOLLARS
ARMY	VA	Winchester	USA Engineer Middle East/Africa	1	298	0	0	0	0
ARMY	MI	Warren	USA Tank-Automotive Command	5	228	4	104	3	76
NAVY	NC	Cherry Point MCAS	Marine Corps Air Station	1	524	1	524	1	524
NAVY	DC	Washington	Naval Sea Systems Command	1	1,349	1	1,349	1	1,349
AIR FORCE	TX	Randolph AFB	12 CONS/CC	2	126	2	126	2	126
AIR FORCE	AK	Elmendorf AFB	3 CONS/LGC	4	283	4	283	4	283
AIR FORCE	NY	New York	OL-A Det2 7000 CONS/LGC	1	351-	0	0	0	0
AIR FORCE	GA	Robins AFB	Warner Robins ALC/PAK0	1	135	1	135	1	135
DLA	OH	Columbus	Defense Construction Supply Ctr	33	17,377	28	16,901	22	15,565
DLA	OH	Dayton	Defense Electronics Supply Ctr	2	122	0	0	0	0
OCE	IL	Rock Island	USA Engineer Dist Rock Island	1	276	1	276	1	276
OCE	TN	Nashville	USA Engineer District Nashville	1	124	1	124	1	124
<b>TOTAL</b>			<b>3895 Miscellaneous Construction Equipment</b>	<b>78</b>	<b>21,374</b>	<b>62</b>	<b>20,461</b>	<b>52</b>	<b>18,963</b>

Prepared by:

Washington Headquarters Services  
Directorate for Information  
Operations and Reports

ST 28

# Prime Contract Awards by FSC/SVC and Purchasing Office in Excess of \$100,000

Dollars In Thousands  
FY 1992

3910 Conveyors

DEPT	STATE	CITY	PURCHASE OFFICE	TOTAL ALL AWARDS ACTIONS	TOTAL ALL AWARDS DOLLARS	U. S. BUSINESS ACTIONS	U. S. BUSINESS DOLLARS	SMALL BUSINESS ACTIONS	SMALL BUSINESS DOLLARS
ARMY	NY	Watervliet	Watervliet Arsenal	1	207	1	207	1	207
NAVY	DC	Washington	Marine Corps	2	148	1	67	1	67
NAVY	PA	Philadelphia	NRCC Phila (Lg Purch)	1	125	1	125	1	125
NAVY	VA	Norfolk	Naval Shipyard	1	437	1	437	1	437
NAVY	FL	Pensacola	Naval Supply Center	1	174	1	174	1	174
NAVY	WA	Bremerton	Naval Supply Center Puget Sound	1	119	1	119	1	119
AIR FORCE	OH	Wright Patterson AFB	NAVASC/PKW	3	975	3	975	2	1,013
AIR FORCE	OK	Tinker AFB	Oklahoma City ALC/PKO	2	121	1	86	1	86
DLA	OH	Columbus	Defense Construction Supply Ctr	7	2,360	7	2,360	7	2,360
<b>TOTAL</b>		<b>3910 Conveyors</b>		<b>24</b>	<b>4,861</b>	<b>21</b>	<b>4,655</b>	<b>19</b>	<b>4,641</b>

Prepared by:

Washington Headquarters Services  
Directorate for Information Operations and Reports

# Prime Contract Awards by FSC/SVC and Purchasing Office in Excess of \$100,000

Dollars In Thousands

FY 1992

3915 Materials Feeders		PURCHASE OFFICE	TOTAL ALL AWARDS		U.S. BUSINESS		SMALL BUSINESS	
DEPT	STATE CITY		ACTIONS	DOLLARS	ACTIONS	DOLLARS	ACTIONS	DOLLARS
NAVY	MD Indian Head	Naval Ordnance Station	2	137	2	137	0	0
<b>TOTAL</b>	<b>3915 Materials Feeders</b>		<b>4</b>	<b>241</b>	<b>4</b>	<b>241</b>	<b>1</b>	<b>73</b>

Prepared by:  
Washington Headquarters Services  
Directorate for Information  
Operations and Reports

ST 28

# Prime Contract Awards by FSC/SVC and Purchasing Office in Excess of \$100,000

Dollars In Thousands

FY 1992

3920 Mat Handling Equip. Nonself-propelled

DEPT	STATE	CITY	PURCHASE OFFICE	TOTAL ALL AWARDS ACTIONS	TOTAL ALL AWARDS DOLLARS	U. S. BUSINESS ACTIONS	U. S. BUSINESS DOLLARS	SMALL BUSINESS ACTIONS	SMALL BUSINESS DOLLARS
ARMY	FL	Miami	USA South USA Garrison - Panama	3	130	0	0	0	0
NAVY	PA	Mechanicsburg	Navy Ships Parts Control Center	1	390	1	390	1	390
AIR FORCE	OH	Wright Patterson	AFBASC/PKW	2	421	2	421	2	421
AIR FORCE	GA	Robins AFB	Warner Robins ALC/LVK	1	449	1	449	1	449
DLA	VA	Richmond	Defense General Supply Center	8	1,102	6	1,041	6	1,041
<b>TOTAL</b>			<b>3920 Mat Handling Equip. Nonself-propelled</b>	<b>20</b>	<b>2,718</b>	<b>15</b>	<b>2,527</b>	<b>13</b>	<b>2,429</b>

Prepared by:

Washington Headquarters Services  
Directorate for Information  
Operations and Reports

# Prime Contract Awards by FSC/SVC and Purchasing Office in Excess of \$100,000

Dollars In Thousands

FY 1982

## 3930 Warehouse Trks &amp; Tractors, Self-propelled

DEPT	STATE	CITY	PURCHASE OFFICE	TOTAL ALL ACTIONS	AWARDS DOLLARS	U. S. BUSINESS ACTIONS	U. S. BUSINESS DOLLARS	SMALL BUSINESS ACTIONS	SMALL BUSINESS DOLLARS
ARMY	WA	Fort Lewis	Directorate of Contracting	3	159	3	159	1	43
ARMY	PA	Chambersburg	Letterkenny Army Depot	2	129	2	129	0	0
ARMY	OK	McAlester	McAlester Army Ammunition Plant	1	435	1	435	1	435
ARMY	TX	Texarkana	Red River Army Depot	1	563	1	563	0	0
ARMY	HI	Fort Shafter	USA Support Command	2	267	2	267	2	267
ARMY	MI	Warren	USA Tank-Automotive Command	6	4,923	6	4,923	5	2,939
ARMY	NY	New York	USAREUR Contracting Center	15	1,019	0	0	0	0
ARMY	KS	Topeka	USPFO for Kansas	2	150	0	0	0	0
ARMY	NY	Watervliet	Watervliet Arsenal	2	166	0	0	0	0
ARMY	DC	Washington	Marine Corps	5	492	2	266	2	266
NAVY	PA	Philadelphia	NRCC Phila (Lg Purch)	2	2,466	2	2,466	1	2,238
NAVY	FL	Jacksonville	Naval Supply Center	1	219	1	219	0	0
NAVY	SC	Charleston	Naval Supply Center	2	112	2	112	2	112
NAVY	VA	Norfolk	Naval Supply Center	1	112	1	112	1	112
NAVY	WA	Bremerton	Naval Supply Center Puget Sound	1	142	1	142	0	0
AIR FORCE	AZ	Davis-Monthan AFB	836 AD/LGC	2	185	2	185	1	151
AIR FORCE	GA	Robins AFB	Warner Robins ALC/LVK	30	16,117	29	13,211	14	2,568-
DLA	OH	Columbus	Defense Construction Supply Ctr	66	67,124	54	32,401	16	7,874
ODA	VA	Fort Lee	Defense Commissary Agency	1	105	1	105	0	0
<b>TOTAL</b>			<b>3930 Warehouse Trks &amp; Tractors, Self-propelled</b>	<b>180</b>	<b>96,508</b>	<b>132</b>	<b>56,736</b>	<b>62</b>	<b>12,686</b>

Prepared by:

Washington Headquarters Services  
Directorate for Information  
Operations and Reports



# Prime Contract Awards by FSC/SVC and Purchasing Office in Excess of \$100,000

Dollars In Thousands

FY 1992

3940 Blocks Tackle Rigging and Slings		PURCHASE OFFICE		TOTAL ALL AWARDS	U.S. BUSINESS	SMALL BUSINESS
DEPT	STATE CITY			ACTIONS DOLLARS	ACTIONS DOLLARS	ACTIONS DOLLARS
ARMY	MI Warren	USA Tank-Automotive Command		3 209	3 209	3 209
ARMY	NY New York	USAREUR Contracting Center		12 1,041	0 0	0 0
NAVY	PA Mechanicsburg	Navy Ships Parts Control Center		1 111	1 111	1 111
DLA	VA Richmond	Defense General Supply Center		8 711	8 711	8 624
<b>TOTAL</b>	<b>3940 Blocks Tackle Rigging and Slings</b>			<b>30 2,367</b>	<b>15 1,190</b>	<b>13 1,102</b>

Prepared by:

Washington Headquarters Services  
Directorate for Information  
Operations and Reports

# Prime Contract Awards by FSC/SVC and Purchasing Office in Excess of \$100,000

Dollars In Thousands

FY 1992

## 3950 Winches, Hoists, Cranes and Derricks

DEPT	STATE	CITY	PURCHASE OFFICE	TOTAL ALL AWARDS ACTIONS	DOLLARS	U.S. BUSINESS ACTIONS	DOLLARS	SMALL BUSINESS ACTIONS	DOLLARS
ARMY	PA	Chambersburg	Letterkenny Army Depot	2	121	2	121	1	58
ARMY	IL	Rock Island	Rock Island Arsenal	1	169	1	169	1	169
ARMY	UT	Tooele	Tooele Army Depot	1	585	1	585	1	585
ARMY	MD	Aberdeen	USA Aberdeen Proving Ground	1	162	1	162	1	162
ARMY	MI	Warren	USA Tank-Automotive Command	7	310	6	223	1	39
NAVY	MI	Warren	Military Sealift Command	3	159	3	159	2	115
NAVY	NJ	Bayonne	Naval Aviation Support Office	2	366	2	366	0	0
NAVY	PA	Philadelphia	Naval Construction Battalion Cen	1	161	1	161	1	161
NAVY	CA	Port Hueneme	Naval Construction Battalion Cen	1	161	1	161	1	161
NAVY	PA	PHIL NAV SHIPYD	Naval Facilities Engineering Com	33	34,917	33	34,917	28	30,164
NAVY	CA	Long Beach	Naval Regional Contracting Ctr	6	174	6	174	3	696
NAVY	DC	Naval Station	Naval Regional Contracting Ctr	1	174	1	174	1	174
NAVY	VA	Norfolk NAV SHIPYD	Naval Shipyard	3	367	3	367	1	42
NAVY	SC	Charleston	Naval Supply Center	5	3,738	5	3,738	5	3,738
NAVY	VA	Norfolk	Naval Supply Center	4	182	4	182	3	135
NAVY	WA	Bremerton	Naval Supply Center	3	302	3	302	3	302
NAVY	PA	Mechanicsburg	Navy Ships parts Control Center	3	454	3	454	2	361
AIR FORCE	AK	Eielson AFB	343 CONS/LGC	11	903	10	903	2	903
AIR FORCE	NM	Holloman AFB	49 TFW/LGC	1	451	1	451	0	0
AIR FORCE	TN	Arnold ENG DEV CTR	AEDC/PKP Operational Contracting	1	117	1	117	0	0
AIR FORCE	CA	McClellan AFB	Sacramento ALC/PKO	1	112	1	112	1	112
AIR FORCE	GA	Robins AFB	Warner Robins ALC/LVK	3	126	3	126	3	126
DLA	OH	Columbus	Defense Construction Supply Ctr	24	3,660	24	3,660	7	648
OCE	IL	Rock Island	USA Engineer Dist Rock Island	2	1,320	2	1,320	2	1,320
OCE	WV	Huntington	USA Engineer District Huntington	2	155	2	155	2	155
OCE	PA	Pittsburgh	USA Engineer District Pittsburgh	1	150	1	150	1	150
OCE	MN	St. Paul	USA Engineer District St Paul	1	154	1	154	0	0
OCE	MS	Vicksburg	USA Engineer District Vicksburg	2	241	2	241	1	85
TOTAL		3950 Winches, Hoists, Cranes and Derricks		148	51,620	142	51,197	91	41,284

Prepared by:

Washington Headquarters Services  
Directorate for Information  
Operations and Reports

# Prime Contract Awards by FSC/SVC and Purchasing Office in Excess of \$100,000

Dollars In Thousands

FY 1992

3960 Elevators and Escalators		PURCHASE OFFICE		TOTAL ALL AWARDS	U. S. BUSINESS	SMALL BUSINESS
DEPT	STATE CITY			ACTIONS DOLLARS	ACTIONS DOLLARS	ACTIONS DOLLARS
ARMY	NY New York	USA Program Manager-SANG		1 667	0 0	0 0
OCE	OK Tulsa	USA Engineer District Tulsa		1 104	1 104	0 0
<b>TOTAL</b>	<b>3960 Elevators and Escalators</b>			<b>4 839</b>	<b>3 172</b>	<b>1 40</b>

Prepared by:

Washington Headquarters Services  
Directorate for Information  
Operations and Reports

# Prime Contract Awards by FSC/SVC and Purchasing Office in Excess of \$100,000

Dollars In Thousands

FY 1992

## 3990 Miscellaneous Materials Handling Equip

DEPT	STATE	CITY	PURCHASE OFFICE	TOTAL ALL AWARDS ACTIONS	DOLLARS	U. S. BUSINESS ACTIONS	DOLLARS	SMALL BUSINESS ACTIONS	DOLLARS
ARMY	AL	Fort Rucker	Commander USA Aviation Center	1	167	1	167	1	167
ARMY	IL	Rock Island	HQ AMCCOM	2	519	2	519	2	519
ARMY	PA	Chambersburg	Letterkenny Army Depot	2	3,287	2	3,287	2	3,287
ARMY	TX	Texarkana	Red River Army Depot	3	213	2	143	1	143
ARMY	IL	Rock Island	Rock Island Arsenal	1	555	1	555	1	555
ARMY	CA	Herlong	Sierra Army Depot	1	135	0	0	0	0
ARMY	UT	Tooele	Tooele Army Depot	4	225	4	225	4	225
ARMY	MO	St. Louis	USA Aviation Systems Command	3	4,777	3	4,777	0	0
ARMY	OK	Tulsa	USA Engineer District Tulsa	1	2,376	1	2,376	1	2,376
ARMY	MI	Warren	USA Tank-Automotive Command	8	1,283	5	296	3	296
NAVY	DC	Washington	Marine Corps	4	1,214	2	137	2	64
NAVY	VA	Quantico	Marine Corps Systems Command	2	10,503	2	10,503	0	0
NAVY	PA	Philadelphia	NRCC Phila (Lg Purch)	1	120	0	0	0	0
NAVY	CA	San Diego	Naval Regional Contracting Ctr	6	1,784	6	1,784	2	943
NAVY	DC	Naval Station	Naval Regional Contracting Ctr	1	120	1	120	0	0
NAVY	FL	Jacksonville	Naval Supply Center	1	156	1	156	1	156
NAVY	VA	Norfolk	Naval Supply Center	3	292	3	292	2	160
NAVY	WA	Bremerton	Naval Supply Center	3	967	3	967	3	967
NAVY	RI	Newport	Naval Supply Center	1	636	1	636	1	636
NAVY	NH	Portsmouth	Naval Supply Center Puget Sound	2	494	1	84	1	84
NAVY	NH	Portsmouth	Naval Underwr Sys Ctr (Code 921)	2	146	2	146	2	146
AIR FORCE	NM	Holloman AFB	Portsmouth Naval Shipyard	2	146	2	146	2	146
AIR FORCE	OH	Wright Patterson	49 TFW/LGC	21	10,522	21	10,522	21	10,522
AIR FORCE	GA	Robins AFB	AFBASC/PKW	1	420	1	420	1	420
AIR FORCE	GA	Robins AFB	Warner Robins ALC/LUK	2	916	2	916	2	916
DLA	TN	Memphis	Warner Robins ALC/PKO	1	351	1	351	1	351
DLA	TN	Memphis	Def Industrial Plant Equip Ctr	3	1,273	3	1,273	3	1,273
DLA	OH	Columbus	Defense Construction Supply Ctr	1	237	1	237	1	237
DLA	UT	Ogden	Defense Depot Ogden	15	1,842	15	1,842	15	1,842
DLA	PA	New Cumberland Depot	Defense Distribution Region East	9	8,573	9	8,573	8	4,761
DLA	CA	Tracy	Defense Distribution Region West	67	21,861	57	18,476	54	17,927
DLA	VA	Richmond	Defense General Supply Center	5	992	5	992	5	992
DLA	TN	Memphis	Defense Industrial Plant Equip	3	2,595	3	2,595	3	2,595
OCE	TN	Nashville	USA Engineer District Nashville	2	419	2	419	2	419
OCE	MN	St. Paul	USA Engineer District St Paul	2	419	2	419	2	419
TOTAL			3990 Miscellaneous Materials Handling Equip	214	79,970	187	74,443	167	60,799

Prepared by:

Washington Headquarters Services  
Directorate for Information  
Operations and Reports

ST 28

# Prime Contract Awards by FSC/SVC and Purchasing Office in Excess of \$100,000

Dollars In Thousands

FY 1992

4010 Chain and Wire Rope		PURCHASE OFFICE		TOTAL ALL AWARDS	U. S. BUSINESS	SMALL BUSINESS
DEPT	STATE CITY			ACTIONS DOLLARS	ACTIONS DOLLARS	ACTIONS DOLLARS
ARMY	MI Warren	USA Tank-Automotive Command		4 301	3 233	3 233
NAVY	PA Philadelphia	Naval Aviation Support Office		5 270	4 186	3 153
NAVY	CA Port Hueneme	Naval Construction Battalion Cen		3 1,290	3 1,290	2 1,265
NAVY	SC Charleston	Naval Supply Center		2 265	2 265	1 265
NAVY	WA Bremerton	Naval Supply Center Puget Sound		2 571	2 571	1 571
NAVY	PA Mechanicsburg	Navy Ships Parts Control Center		14 1,399	11 1,120	10 924
AIR FORCE	TX Kelly AFB	San Antonio ALC/LDK		3 654	3 654	3 654
DLA	PA Philadelphia	Defense Industrial Supply Center		56 5,111	53 4,707	40 3,842
OCE	KY Louisville	USA Engineer Dist Louisville		1 105	1 105	1 105
OCE	TN Memphis	USA Engineer District Memphis		1 605	1 605	0 0
OCE	MN St. Paul	USA Engineer District St Paul		1 1,100	1 1,100	1 1,100
OCE	MS Vicksburg	USA Engineer District Vicksburg		5 291	5 291	5 291
<b>TOTAL</b>	<b>4010 Chain and Wire Rope</b>			<b>110 12,592</b>	<b>100 11,661</b>	<b>78 9,188</b>

Prepared by:

Washington Headquarters Services  
Directorate for Information  
Operations and Reports

246

# Prime Contract Awards by FSC/SVC and Purchasing Office in Excess of \$100,000

Dollars In Thousands

FY 1992

## 4020 Fiber Rope Cordage and Twine

DEPT	STATE	CITY	PURCHASE OFFICE	TOTAL ALL AWARDS ACTIONS	AWARDS DOLLARS	U. S. BUSINESS ACTIONS	BUSINESS DOLLARS	SMALL BUSINESS ACTIONS	BUSINESS DOLLARS
ARMY	MS	Vicksburg	USA Engineer Water-Ways Exp Sta	1	350	1	350	1	350
ARMY	MO	St. Louis	USA Troop Support Cmd (TROSCOM)	5	384	5	384	5	384
NAVY	DC	Washington	Military Sealift Command	1	171	1	171	0	0
NAVY	CA	Point Mugu	Naval Air Station	2	205	2	205	2	205
NAVY	CA	Long Beach	Naval Regional Contracting Ctr	1	369	1	369	1	369
NAVY	CA	Oakland	Naval Supply Center	1	182	1	182	1	182
DLA	PA	Philadelphia	Defense Industrial Supply Center	25	2,295	16	1,612	12	952
TOTAL		4020 Fiber Rope Cordage and Twine		41	4,223	30	3,419	25	2,588

Prepared by:

Washington Headquarters Services  
Directorate for Information  
Operations and Reports

# Prime Contract Awards by FSC/SVC and Purchasing Office in Excess of \$100,000

Dollars In Thousands

FY 1992

## 4030 Fittings for Rope, Cable and Chain

DEPT	STATE	CITY	PURCHASE OFFICE	TOTAL ALL AWARDS ACTIONS	AWARDS DOLLARS	U. S. BUSINESS ACTIONS	BUSINESS DOLLARS	SMALL BUSINESS ACTIONS	BUSINESS DOLLARS
ARMY	MO	St. Louis	USA Aviation Systems Command	4	893	4	893	0	0
ARMY	MI	Warren	USA Tank-Automotive Command	3	269	3	269	3	269
ARMY	MO	St. Louis	USA Troop Support Cmd (TROSCOM)	1	243	1	243	1	243
NAVY	PA	Philadelphia	Naval Aviation Support Office	2	753	2	753	0	0
NAVY	VA	Norfolk	Naval Supply Center	2	548	2	548	1	67
DLA	PA	Philadelphia	Defense Industrial Supply Center	13	1,034	13	1,034	11	943
OCE	TN	Memphis	USA Engineer District Memphis	3	2,244	3	2,244	0	0
<b>TOTAL</b>			<b>4030 Fittings for Rope, Cable and Chain</b>	<b>32</b>	<b>6,238</b>	<b>31</b>	<b>6,160</b>	<b>19</b>	<b>1,697</b>

Prepared by:

Washington Headquarters Services  
Directorate for Information  
Operations and Reports

# Prime Contract Awards by FSC/SVC and Purchasing Office in Excess of \$100,000

Dollars In Thousands

FY 1992

4110 Refrigeration Equip

DEPT	STATE	CITY	PURCHASE OFFICE	TOTAL ALL AWARDS ACTIONS	DOLLARS	U. S. BUSINESS ACTIONS	DOLLARS	SMALL BUSINESS ACTIONS	DOLLARS
ARMY	AZ	Fort Huachuca	Commander USA Info Systems Cmd	1	102	0	0	0	0
ARMY	NY	New York	Regional Contrng Off Benelux	1	191	0	0	0	0
ARMY	NY	New York	Regional Contrng Off Hanau	2	394	0	0	0	0
ARMY	MA	Waltham	USA Engineer Dist New England	1	139	1	139	1	139
ARMY	AL	Huntsville	USA Engineer Division Huntsville	3	132	0	0	0	0
ARMY	MO	St. Louis	USA Troop Support Cmd (TROSCOM)	1	200	1	200	1	200
ARMY	NY	New York	USAREUR Contracting Center	1	172	0	0	0	0
NAVY	DC	Washington	Marine Corps	1	145	0	0	0	0
NAVY	TX	Lakehurst	Naval Air Engineering Center	1	329	2	329	2	329
AIR FORCE	NJ	Randolph AFB	338 CONS/CC	2	857	2	857	2	857
AIR FORCE	MD	Andrews AFB	AFDW/1100 CNS/CN (WACC)(OPER)	5	329	0	0	0	0
AIR FORCE	NE	Offutt AFB	CINCSAC/LGC	2	177	0	0	0	0
AIR FORCE	NE	Offutt AFB	CINCSAC/LGCS	1	179	1	179	1	179
AIR FORCE	VA	Robins AFB	Warner Robins ALC/PK	1	229-	1	229-	1	178
DLA	PA	Richmond	Defense General Supply Center	56	4,550	55	4,499	40	3,420
DLA	PA	Philadelphia	Defense Pers Spt Ctr (Medical)	3	172	2	98	2	98
OCE	NY	New York	USA Engineer District New York	1	196	1	196	1	196
ODA	VA	Fort Lee	Defense Commissary Agency	1	1,134-	1	1,134-	0	0
<b>TOTAL</b>		<b>4110 Refrigeration Equip</b>		<b>121</b>	<b>8,634</b>	<b>83</b>	<b>6,007</b>	<b>61</b>	<b>6,039</b>

Prepared by:

Washington Headquarters Services  
Directorate for Information  
Operations and Reports



# Prime Contract Awards by FSC/SVC and Purchasing Office in Excess of \$100,000

Dollars In Thousands

FY 1992

4120 Air Conditioning Equip		STATE	CITY	PURCHASE OFFICE	TOTAL ALL AWARDS ACTIONS	DOLLARS	U. S. BUSINESS ACTIONS	DOLLARS	SMALL BUSINESS ACTIONS	DOLLARS
ARMY	NC	Fort Bragg	Directorate of Contracting	3	349	1	257	0	0	
ARMY	VA	Warrenton	HQ US Army Garrison	2	121	2	121	2	121	
ARMY	MD	Aberdeen	PROV GRND	2	159	2	159	0	0	
ARMY	MO	St. Louis	USA Aberdeen Proving Ground	1	128	1	128	0	0	
ARMY	CA	San Francisco	USA Aviation Systems Command	4	173	0	0	0	0	
ARMY	FL	Miami	USA Korea Contracting Agency	5	289	0	0	0	0	
ARMY	MO	St. Louis	USA South USA Garrison - Panama	9	11,812	8	11,365	8	11,365	
NAVY	VA	Quantico	MCD&EC	2	4,376	2	4,376	2	4,376	
NAVY	NY	New York	Marine Corps Systems Command	2	236	0	0	0	0	
NAVY	SC	Charleston	Naval Regional Contracting Ctr	5	268	5	268	0	0	
NAVY	VA	Norfolk	Naval Supply Center	3	117	3	117	1	51	
NAVY	VA	Bremerton	Naval Supply Center	3	736	3	736	1	293	
NAVY	WA	Charleston	Naval Supply Center Puget Sound	1	189	1	189	0	0	
NAVY	SC	Charleston	Navy Coastal Systems Center	1	172	1	172	0	172	
NAVY	PA	Mechanicsburg	Navy Ships Parts Control Center	4	171	4	171	4	171	
NAVY	NH	Portsmouth	Portsmouth Naval Shipyard	1	110	1	171	1	50	
AIR FORCE	CA	San Francisco	18 CONS/LGC	2	301	1	50	1	50	
AIR FORCE	FL	Patrick AFB	45th CONS/PK	4	301	4	301	0	0	
AIR FORCE	TX	Kelly AFB	San Antonio ALC/LDK	2	8,519	1	7,840	1	7,840	
DLA	VA	Richmond	Defense General Supply Center	18	1,724	16	1,724	7	559	
OCE	MS	Vicksburg	USA Engineer District Vicksburg	1	120	1	120	1	120	
<b>TOTAL</b>	<b>4120 Air Conditioning Equip</b>			<b>106</b>	<b>31,623</b>	<b>84</b>	<b>29,377</b>	<b>49</b>	<b>25,914</b>	

Prepared by:

Washington Headquarters Services  
Directorate for Information  
Operations and Reports

# Prime Contract Awards by FSC/SVC and Purchasing Office in Excess of \$100,000

Dollars In Thousands

FY 1992

## 4130 Refrigeration and Air Conditioning Comps

DEPT	STATE	CITY	PURCHASE OFFICE	TOTAL ALL AWARDS ACTIONS	TOTAL ALL AWARDS DOLLARS	U. S. BUSINESS ACTIONS	U. S. BUSINESS DOLLARS	SMALL BUSINESS ACTIONS	SMALL BUSINESS DOLLARS
ARMY	NY	New York	Regional Contrng Off Seckenheim	2	155	0	0	0	0
ARMY	CA	San Francisco	USA Korea Contracting Agency	1	218	0	0	0	0
ARMY	MA	Natick	USA Natick Resrch Devl & Engrng	1	115	0	0	0	0
ARMY	MO	St. Louis	USA Troop Support Cmd (TROSCOM)	4	766	4	766	4	766
NAVY	DC	Washington	Marine Corps	4	181	0	0	0	0
NAVY	NJ	Lakehurst	Naval Air Engineering Center	2	142	0	142	2	142
NAVY	PA	Philadelphia	Naval Aviation Support Office	3	468-	3	468-	1	102
NAVY	SC	Charleston	Naval Supply Center	2	108	2	108	2	108
NAVY	SC	Charleston	Navy Coastal Systems Center	1	125	1	125	1	125
NAVY	PA	Mechanicsburg	Navy Ships Parts Control Center	18	1,645	18	1,645	11	1,189
AIR FORCE	FL	MacDill AFB	1 TFW/LGC	3	1,324	3	1,324	3	1,324
AIR FORCE	CA	San Francisco	18 CONS/LGC	1	1,425	0	0	0	0
AIR FORCE	NY	New York	24 Comp WG/LGC	1	1,416	0	0	0	0
AIR FORCE	CA	San Francisco	336 CONS/LGC	6	423	6	423	4	215
AIR FORCE	MS	Keesler AFB	393 COMS/CC	2	151	2	151	0	0
AIR FORCE	FL	Patrick AFB	45th COMS/PK	4	303	4	303	1	57
AIR FORCE	UT	Hill AFB	Ogden ALC/LMK	1	276	1	276	0	0
AIR FORCE	TX	Kelly AFB	San Antonio ALC/LDK	4	689	4	689	2	156
DLA	VA	Richmond	Defense General Supply Center	13	1,592	13	1,592	10	545
<b>TOTAL</b>			<b>4130 Refrigeration and Air Conditioning Comps</b>	<b>93</b>	<b>9,502</b>	<b>83</b>	<b>6,993</b>	<b>57</b>	<b>4,530</b>

Prepared by:

Washington Headquarters Services  
Directorate for Information  
Operations and Reports

# Prime Contract Awards by FSC/SVC and Purchasing Office in Excess of \$100,000

Dollars In Thousands  
FY 1992

## 4140 Fans, Air Circulators & Blower Equip

DEPT	STATE	CITY	PURCHASE OFFICE	TOTAL ALL AWARDS ACTIONS	DOLLARS	U. S. BUSINESS ACTIONS	DOLLARS	SMALL BUSINESS ACTIONS	BUSINESS DOLLARS
ARMY	IL	Rock Island	HQ AMCCOM	2	111	2	111	2	111
ARMY	MO	St. Louis	USA Aviation Systems Command	5	955-	5	955-	1	42
ARMY	NJ	Fort Monmouth	USA Comm & Electronics Command	2	118	2	118	2	118
ARMY	MI	Warren	USA Tank-Automotive Command	14	1,803	13	1,762	10	1,614
ARMY	MO	St. Louis	USA Troop Support Cmd (TROSCOM)	1	168	1	168	0	0
NAVY	PA	Philadelphia	Naval Aviation Support Office	8	1,220	8	1,220	1	40
NAVY	VA	Norfolk	Naval Supply Center	1	275	1	275	1	275
NAVY	PA	Mechanicsburg	Navy Ships Parts Control Center	1	5,697	26	5,697	8	4,372
AIR FORCE	OK	Tinker AFB	Oklahoma City ALC/LID	7	458	7	458	0	0
AIR FORCE	CA	McClellan AFB	Sacramento ALC/PKO	1	105	1	105	1	105
AIR FORCE	TX	Kelly AFB	San Antonio ALC/LDK	2	126	2	126	0	0
DLA	VA	Richmond	Defense General Supply Center	33	2,722	32	2,670	9	258
<b>TOTAL</b>		<b>4140 Fans, Air Circulators &amp; Blower Equip</b>		<b>116</b>	<b>12,330</b>	<b>113</b>	<b>12,150</b>	<b>44</b>	<b>7,186</b>

Prepared by:

Washington Headquarters Services  
Directorate for Information  
Operations and Reports

# Prime Contract Awards by FSC/SVC and Purchasing Office in Excess of \$100,000

Dollars In Thousands

FY 1992

4210 Fire Fighting Equipment		PURCHASE OFFICE	TOTAL ALL AWARDS		U. S. BUSINESS		SMALL BUSINESS	
DEPT	STATE CITY		ACTIONS	DOLLARS	ACTIONS	DOLLARS	ACTIONS	DOLLARS
ARMY	WA Fort Lewis	Directorate of Contracting	2	126	0	0	0	0
ARMY	AK Fort Richardson	HQ 6th Infantry Div/USA Garrison	1	118	1	118	1	118
ARMY	MI Warren	USA Tank-Automotive Command	9	2,391	8	2,152	3	308
ARMY	NY New York	USAREUR Contracting Center	1	191	0	0	0	0
NAVY	DC Washington	Marine Corps	2	4,779	2	4,779	2	4,779
NAVY	PA Philadelphia	Naval Aviation Support Office	3	2,225	3	2,225	1	225
NAVY	CA Port Hueneheme	Naval Construction Battalion Cen	4	2,530	2	114	1	74
NAVY	DC Washington	Naval Sea Systems Command	1	444	1	444	0	0
NAVY	VA Norfolk	Naval Supply Center	4	803	4	803	4	803
NAVY	SC Charleston	Navy Coastal Systems Center	2	1,839	2	1,839	0	0
NAVY	PA Mechanicsburg	Navy Ships Paris Control Center	17	1,820	17	1,820	5	527
AIR FORCE	CA Edwards AFB	AFFTC/PKB	3	155	3	155	1	26
AIR FORCE	GA Robins AFB	Warner Robins ALC/LVK	15	7,003	13	6,932	9	6,816
DLA	OH Columbus	Defense Construction Supply Ctr	52	6,533	50	5,445	35	1,880
<b>TOTAL 4210 Fire Fighting Equipment</b>			<b>132</b>	<b>29,762</b>	<b>116</b>	<b>25,296</b>	<b>71</b>	<b>15,934</b>

Prepared by:

Washington Headquarters Services  
Directorate for Information  
Operations and Reports

# Prime Contract Awards by FSC/SVC and Purchasing Office in Excess of \$100,000

Dollars In Thousands

FY 1992

## 4220 Marine Lifesaving and Diving Equipment

DEPT	STATE	CITY	PURCHASE OFFICE	TOTAL ALL AWARDS ACTIONS	TOTAL ALL AWARDS DOLLARS	U. S. BUSINESS ACTIONS	U. S. BUSINESS DOLLARS	SMALL BUSINESS ACTIONS	SMALL BUSINESS DOLLARS
ARMY	MO	St. Louis	USA Troop Support Cmd (TROSCOM)	3	2,219	2	2,179	1	1,976
NAVY	PA	Philadelphia	Naval Aviation Support Office	9	1,634	9	1,634	8	1,578
NAVY	MD	Indian Head	Naval Ordnance Station	3	104	3	104	2	1,172
NAVY	CA	Long Beach	Naval Regional Contracting Ctr	2	123	2	123	2	123
NAVY	CA	San Diego	Naval Regional Contracting Ctr	1	122	1	122	1	122
NAVY	SC	Charleston	Naval Supply Center	1	119	1	119	0	0
NAVY	PA	Mechanicsburg	Navy Ships Parts Control Center	31	4,584	26	3,011	12	1,244
AIR FORCE	TX	Kelly AFB	San Antonio ALC/LDK	18	1,914	16	1,637	16	1,637
DLA	OH	Columbus	Defense Construction Supply Ctr	33	10,685	30	10,486	27	8,609
<b>TOTAL</b>			<b>4220 Marine Lifesaving and Diving Equipment</b>	<b>106</b>	<b>21,726</b>	<b>95</b>	<b>19,636</b>	<b>73</b>	<b>15,631</b>

Prepared by:

Washington Headquarters Services  
Directorate for Information  
Operations and Reports

# Prime Contract Awards by FSC/SVC and Purchasing Office in Excess of \$100,000

Dollars In Thousands

FY 1992

## 4230 Decontaminating and Impregnating Equip

DEPT	STATE	CITY	PURCHASE OFFICE	TOTAL ALL AWARDS ACTIONS	TOTAL ALL AWARDS DOLLARS	U.S. BUSINESS ACTIONS	U.S. BUSINESS DOLLARS	SMALL BUSINESS ACTIONS	SMALL BUSINESS DOLLARS
ARMY	IL	Rock Island	HQ AMCCOM	7	9,448	7	9,448	6	10,612
ARMY	MD	Aberdeen	HQ AMCCOM	2	1,077	2	1,077	1	360
NAVY	CA	Port Hueneeme	Naval Construction Battalion Cen	2	1,648	2	1,648	2	1,648
AIR FORCE	OH	Wright Patterson	AFBASC/AEKX Life Support Equip SPO	2	178	0	0	0	0
AIR FORCE	GA	Robins AFB	Warner Robins ALC/LVK	1	329	1	329	1	329
<b>TOTAL</b>		<b>4230 Decontaminating and Impregnating Equip</b>		<b>20</b>	<b>12,885</b>	<b>15</b>	<b>12,569</b>	<b>13</b>	<b>13,014</b>

Prepared by:

Washington Headquarters Services  
Directorate for Information  
Operations and Reports

# Prime Contract Awards by FSC/SVC and Purchasing Office in Excess of \$100,000

Dollars In Thousands

FY 1992

## 4240 Safety and Rescue Equipment

DEPT	STATE	CITY	PURCHASE OFFICE	TOTAL ALL AWARDS ACTIONS	TOTAL ALL AWARDS DOLLARS	U. S. BUSINESS ACTIONS	U. S. BUSINESS DOLLARS	SMALL BUSINESS ACTIONS	SMALL BUSINESS DOLLARS
ARMY	OK	Fort Sill	Commander USA Field Artillery	2	165	2	165	2	165
ARMY	IL	Rock Island	HQ AMCCOM	36	81,632	21	49,783	15	1,792
ARMY	MD	Aberdeen PROV GRND	HQ AMCCOM	9	17,802	9	17,802	0	0
ARMY	AR	Pine Bluff	Pine Bluff Arsenal	5	559	4	523	3	242
ARMY	MD	Aberdeen PROV GRND	USA Aberdeen Proving Ground	2	253	2	253	1	224
NAVY	DC	Washington	Naval Sea Systems Command	3	3,984	3	3,984	1	184
NAVY	VA	Norfolk	Naval Supply Center	4	2,716	4	2,716	2	2,015
NAVY	WA	Bremerton	Naval Supply Center Puget Sound	3	162	3	162	1	67
NAVY	PA	Mechanicsburg	Navy Ships Parts Control Center	19	5,081	16	4,726	10	2,552
NAVY	HI	PRL HRBR NAV SHIPYD	Navy Shipyard	3	236	0	0	0	0
AIR FORCE	FL	Eglin AFB	AFDTC/PKR	3	539	3	539	0	0
AIR FORCE	OH	Wright Patterson	AFESC/AEKX Life Support Equip SPO	2	1,075	2	1,075	0	0
AIR FORCE	TX	Kelly AFB	San Antonio ALC/LDK	8	533	8	533	1	35
AIR FORCE	GA	Robins AFB	Warner Robins ALC/LVK	12	1,611	11	1,248	6	623
DLA	VA	Richmond	Defense General Supply Center	51	5,672	50	5,386	19	1,781
ODA	DC	Washington	Def Nuclear Agency	1	200	0	0	0	0
TOTAL	4240	Safety and Rescue Equipment		172	122,519	146	89,167	66	9,832

Prepared by:

Washington Headquarters Services  
Directorate for Information  
Operations and Reports

# Prime Contract Awards by FSC/SVC and Purchasing Office in Excess of \$100,000

Dollars In Thousands

FY 1992

## 4310 Compressors and Vacuum Pumps

DEPT	STATE	CITY	PURCHASE OFFICE	TOTAL ALL AWARDS ACTIONS	DOLLARS	U. S. BUSINESS ACTIONS	DOLLARS	SMALL BUSINESS ACTIONS	DOLLARS
ARMY	TX	Texas	Red River Army Depot	2	198	2	198	2	198
ARMY	TX	Fort Worth	USA Engineer District Fort Worth	1	1,032	1	1,032	0	0
ARMY	AL	Redstone Arsenal	USA Missile Command	1	1,210	2	1,210	2	1,210
ARMY	MI	Warren	USA Tank-Automotive Command	3	288	3	288	2	247
ARMY	MO	St. Louis	USA Troop Support Cmd (TROSCOM)	5	3,665	5	3,665	5	3,665
NAVY	DC	Washington	Marine Corps	3	144	3	144	3	144
NAVY	DC	Washington	Military Sealift Command	1	382	1	382	0	0
NAVY	PA	Philadelphia	NRCC Phila (Lg Purch)	1	645	1	645	1	645
NAVY	PA	Philadelphia	Naval Aviation Support Office	4	180	4	180	3	150
NAVY	DC	Washington	Naval Sea Systems Command	1	264	1	264	1	264
NAVY	VA	Norfolk	Naval Shipyard	2	256	2	256	2	256
NAVY	SC	Charleston	Naval Supply Center	3	388	3	388	2	118
NAVY	WA	Bremerton	Naval Supply Center Puget Sound	4	132	4	132	3	102
NAVY	PA	Mechanicsburg	Naval Ships Parts Control Center	4	7,216	43	6,136	20	2,084
NAVY	SC	Shaw AFB	363 TFW/LGC	1	171	1	171	1	171
AIR FORCE	TN	Arnold	AEDC/PKP Operational Contracting	1	790	1	790	1	790
AIR FORCE	UT	Hill AFB	Ogden ALC/PKO	4	246	4	246	4	246
AIR FORCE	TX	Kelly AFB	San Antonio ALC/LDK	3	218	3	218	2	173
AIR FORCE	TX	Kelly AFB	San Antonio ALC/PKO	2	3,271	2	3,271	1	173
AIR FORCE	GA	Robins AFB	Warner Robins ALC/LVK	12	2,842	12	2,842	8	2,680
DLA	OH	Columbus	Defense Construction Supply Ctr	46	3,723	44	3,643	7	258
OCE	LA	New Orleans	USA Engineer Dist New Orleans	1	133	1	133	1	133
<b>TOTAL</b>			<b>4310 Compressors and Vacuum Pumps</b>	<b>194</b>	<b>29,463</b>	<b>189</b>	<b>28,259</b>	<b>106</b>	<b>17,754</b>

Prepared by:

Washington Headquarters Services  
Directorate for Information  
Operations and Reports



# Prime Contract Awards by FSC/SVC and Purchasing Office in Excess of \$100,000

Dollars In Thousands

FY 1992

## 4320 Power and Hand Pumps

DEPT	STATE	CITY	PURCHASE OFFICE	TOTAL ALL AWARDS ACTIONS	DOLLARS	U. S. BUSINESS ACTIONS	DOLLARS	SMALL BUSINESS ACTIONS	BUSINESS DOLLARS
ARMY	IL	Rock Island	HQ AMCCOM	6	862	6	862	4	763
ARMY	MO	St. Louis	USA Aviation Systems Command	19	3,808	19	3,808	4	2,592
ARMY	MI	Redstone Arsenal	USA Missile Command	1	349	1	349	0	0
ARMY	MI	Warren	USA Tank-Automotive Command	29	3,567	27	2,974	14	1,414
ARMY	MO	St. Louis	USA Troop Support Cmd (TROSCOM)	17	12,820	16	12,767	15	12,738
NAVY	DC	Washington	Marine Corps	4	664	4	664	2	344
NAVY	PA	Philadelphia	NRCC Phila (Lg Purch)	1	999	1	999	1	999
NAVY	PA	Philadelphia	Naval Aviation Support Office	21	582-	19	547-	4	110-
NAVY	PA	Philadelphia	Naval Facilities Engineering Com	2	199	2	199	1	167
NAVY	HI	Pearl Harbor NS	Naval Regional Contracting Ctr	3	426	3	426	2	134
NAVY	CA	Long Beach	Naval Sea Systems Command	1	325	1	325	0	0
NAVY	DC	Washington	Naval Shipyard	4	254	4	254	0	0
NAVY	CA	Mare ISL NAV SHIPYD	Naval Shipyard	2	120	2	120	1	47
NAVY	PA	Philadelphia	Naval Shipyard	2	295	2	295	0	0
NAVY	VA	Norfolk NAV SHIPYD	Naval Shipyard	1	252	1	252	1	170
NAVY	CA	Oakland Naval Supply	Naval Supply Center	5	291	5	291	2	170
NAVY	SC	Charleston	Naval Supply Center	3	237	3	237	1	52
NAVY	VA	Norfolk	Naval Supply Center	6	345	6	345	2	88
NAVY	WA	Bremerton	Naval Supply Center Puget Sound	267	17,542	259	17,104	62	2,539
NAVY	PA	Mechanicsburg	Navy Ships Parts Control Center	25	4,451	25	4,451	13	2,992
NAVY	NH	Portsmouth	Portsmouth Naval Shipyard	2	177-	2	177-	0	0
AIR FORCE	OK	Tinker AFB	Oklahoma City ALC/LAD	20	2,049	19	2,001	3	603
AIR FORCE	OK	Tinker AFB	Oklahoma City ALC/LID	9	791	9	791	2	337
AIR FORCE	OK	Tinker AFB	Oklahoma City ALC/LPO	1	292-	1	292-	0	0
AIR FORCE	OK	Tinker AFB	Oklahoma City ALC/PK	4	744	4	744	0	0
AIR FORCE	CA	McClellan AFB	Sacramento ALC/LMK	1	260	1	260	0	0
AIR FORCE	TX	Kelly AFB	San Antonio ALC/LDK	6	744	6	744	0	0
AIR FORCE	TX	Kelly AFB	San Antonio ALC/LPK	5	1,123	5	1,123	0	0
AIR FORCE	TX	Kelly AFB	San Antonio ALC/PK	3	1,131-	3	1,131-	0	0
AIR FORCE	GA	Robins AFB	Warner Robins ALC/LMK	1	163	1	163	0	0
AIR FORCE	GA	Robins AFB	Warner Robins ALC/LVK	14	1,758	13	1,679	5	473
AIR FORCE	GA	Robins AFB	Warner Robins ALC/PKP	1	1,643-	1	1,643-	1	643-
DLA	OH	Columbus	Defense Construction Supply Ctr	113	7,843-	112	7,589	33	2,377
DLA	VA	Richmond	Defense General Supply Center	1	109	1	109	0	0
TOTAL	4320 Power and Hand Pumps			618	61,416	595	59,877	188	26,795

Prepared by:

Washington Headquarters Services  
Directorate for Information  
Operations and Reports

# Prime Contract Awards by FSC/SVC and Purchasing Office in Excess of \$100,000

Dollars in Thousands

FY 1992

## 4330 Centrifugals, Separators, and Filters

DEPT	STATE	CITY	PURCHASE OFFICE	TOTAL ALL AWARDS ACTIONS	TOTAL ALL AWARDS DOLLARS	U.S. BUSINESS ACTIONS	U.S. BUSINESS DOLLARS	SMALL BUSINESS ACTIONS	SMALL BUSINESS DOLLARS
ARMY	MI	Warren	USA Tank-Automotive Command	12	2,216	12	2,216	4	558
ARMY	MO	St. Louis	USA Troop Support Cmd (TROSCOM)	2	2,139	2	2,139	2	2,139
NAVY	NJ	Lakehurst	Naval Air Engineering Center	2	133	0	0	0	0
NAVY	PA	Philadelphia	Naval Aviation Support Office	3	178	2	97	0	0
NAVY	DC	Washington	Naval Sea Systems Command	1	1,690	1	1,690	1	1,690
NAVY	SC	Charleston	Naval Supply Center	1	322	1	322	1	322
NAVY	VA	Norfolk	Naval Supply Center	2	112	1	47	1	47
NAVY	WA	Bremerton	Naval Supply Center Puget Sound	4	207	4	207	2	90
NAVY	PA	Mechanicsburg	Navy Ships Parts Control Center	45	4,223	43	4,130	5	197
AIR FORCE	CA	McClellan AFB	Sacramento ALC/PKO	1	240	1	240	0	0
AIR FORCE	TX	Kelly AFB	San Antonio ALC/LDK	2	589	2	589	2	589
DLA	OH	Columbus	Defense Construction Supply Ctr	32	1,735	31	1,699	12	538
<b>TOTAL 4330 Centrifugals, Separators, and Filters</b>				<b>127</b>	<b>14,574</b>	<b>117</b>	<b>13,999</b>	<b>42</b>	<b>6,613</b>

Prepared by:

Washington Headquarters Services  
Directorate for Information  
Operations and Reports

ST 28

# Prime Contract Awards by FSC/SVC and Purchasing Office in Excess of \$100,000

Dollars In Thousands

FY 1992

## 4410 Industrial Boilers

DEPT	STATE	CITY	PURCHASE OFFICE	TOTAL ALL AWARDS ACTIONS	DOLLARS	U. S. BUSINESS ACTIONS	DOLLARS	SMALL BUSINESS ACTIONS	DOLLARS
NAVY	PA	Philadelphia	Naval Aviation Support Office	1	161	1	161	0	0
NAVY	CA	Port Hueneme	Naval Construction Battalion Cen	1	4,511	1	4,511	1	4,511
NAVY	SC	Charleston	Naval Supply Center	1	208	1	208	1	208
NAVY	PA	Mechanicsburg	Navy Ships Parts Control Center	11	735	9	559	1	27
AIR FORCE	IN	Grissom AFB	305 CONS/LGC	1	245	1	245	1	245
AIR FORCE	CA	San Francisco	432 CONS/LGC	1	103	1	103	1	103
<b>TOTAL</b>		<b>4410 Industrial Boilers</b>		<b>29</b>	<b>6,569</b>	<b>27</b>	<b>6,392</b>	<b>15</b>	<b>5,543</b>

Prepared by:

Washington Headquarters Services  
 Directorate for Information  
 Operations and Reports

# Prime Contract Awards by FSC/SVC and Purchasing Office in Excess of \$100,000

Dollars In Thousands

FY 1992

## 4420 Heat Exchangers and Steam Condensers

DEPT	STATE	CITY	PURCHASE OFFICE	TOTAL ALL AWARDS ACTIONS	TOTAL ALL AWARDS DOLLARS	U. S. BUSINESS ACTIONS	U. S. BUSINESS DOLLARS	SMALL BUSINESS ACTIONS	SMALL BUSINESS DOLLARS
ARMY	MI	Warren	USA Tank-Automotive Command	1	108	1	108	0	0
NAVY	WA	Bremerton	Naval Supply Center Puget Sound	3	112	3	112	0	0
NAVY	PA	Mechanicsburg	Navy Ships Parts Control Center	24	1,705	21	1,580	6	646
AIR FORCE	TN	Arnold	ENG DEV CTR	2	180	1	62	1	62
DLA	OH	Columbus	Defense Construction Supply Ctr	9	459	8	422	2	74
<b>TOTAL</b>		<b>4420 Heat Exchangers and Steam Condensers</b>		<b>46</b>	<b>2,848</b>	<b>41</b>	<b>2,569</b>	<b>12</b>	<b>967</b>

Prepared by:

Washington Headquarters Services  
Directorate for Information  
Operations and Reports

# Prime Contract Awards by FSC/SVC and Purchasing Office in Excess of \$100,000

Dollars In Thousands

FY 1992

## 4430 Industrial Furnaces, Kilns, Lehrs &amp; Ovens

DEPT	STATE	CITY	PURCHASE OFFICE	TOTAL ALL AWARDS ACTIONS	DOLLARS	U. S. ACTIONS	BUSINESS DOLLARS	SMALL ACTIONS	BUSINESS DOLLARS
ARMY	AL	Anniston	Anniston Army Depot	3	265	3	265	3	265
ARMY	UT	Tooele	Tooele Army Depot	1	113	1	113	1	113
ARMY	TX	Fort Worth	USA Engineer District Fort Worth	2	9,069	2	9,069	2	9,069
NAVY	MD	Bethesda	David Taylor Naval Ship R&D Ctr	1	570	1	570	1	570
NAVY	SC	Charleston	Naval Supply Center	2	152	2	152	2	152
NAVY	VA	Norfolk	Naval Supply Center	1	259	1	259	1	259
NAVY	WA	Bremerton	Naval Supply Center Puget Sound	3	194	3	194	2	128
AIR FORCE	OK	Tinker AFB	Oklahoma City ALC/PKO	1	1,795	1	1,795	1	1,795
DLA	TN	Memphis	Def Industrial Plant Equip Ctr	1	1,795	1	1,795	1	1,795
TOTAL		4430 Industrial Furnaces, Kilns, Lehrs & Ovens		24	13,491	24	13,491	23	13,425

Prepared by:

Washington Headquarters Services  
 Directorate for Information  
 Operations and Reports

# Prime Contract Awards by FSC/SVC and Purchasing Office in Excess of \$100,000

Dollars In Thousands

FY 1992

## 4440 Driers, Dehydrators and Anhydrators

DEPT	STATE	CITY	PURCHASE OFFICE	TOTAL ALL AWARDS ACTIONS	TOTAL ALL AWARDS DOLLARS	U. S. BUSINESS ACTIONS	U. S. BUSINESS DOLLARS	SMALL BUSINESS ACTIONS	SMALL BUSINESS DOLLARS
ARMY	OK	McAlester	McAlester Army Ammunition Plant	2	134	2	134	2	134
ARMY	AL	Redstone Arsenal	USA Missile Command	1	107	1	107	0	0
NAVY	MA	Boston	Defense Contract Area Management	1	116-	1	116-	1	116-
NAVY	DC	Washington	Marine Corps	1	1,435	1	1,435	0	0
NAVY	PA	Philadelphia	Naval Aviation Support Office	1	135	1	135	0	0
NAVY	PA	Mechanicsburg	Navy Ships Parts Control Center	10	818	9	739	8	351
DLA	OH	Columbus	Defense Construction Supply Ctr	13	1,060	13	1,060	11	597
TOTAL		4440 Driers, Dehydrators and Anhydrators		33	3,792	31	3,675	25	1,146

Prepared by:

Washington Headquarters Services  
 Directorate for Information  
 Operations and Reports

ST 28

# Prime Contract Awards by FSC/SVC and Purchasing Office in Excess of \$100,000

Dollars In Thousands  
FY 1992

4460 Air Purification Equipment		PURCHASE OFFICE		TOTAL ALL AWARDS	U. S. BUSINESS	SMALL BUSINESS
DEPT	STATE CITY			ACTIONS DOLLARS	ACTIONS DOLLARS	ACTIONS DOLLARS
ARMY	AL Anniston	Anniston Army Depot		2 233	2 233	2 233
ARMY	PA Chambersburg	Letterkenny Army Depot		1 5,972	1 5,972	0 0
ARMY	MA Waltham	USA Engineer Dist New England		1 240	1 240	1 240
NAVY	VA Dahlgren	Naval Surface Weapons Center		2 454	2 454	1 188
NAVY	PA Mechanicsburg	Navy Ships Parts Control Center		6 497	6 497	5 461
DLA	OH Columbus	Defense Construction Supply Ctr		5 1,806	5 1,806	3 228
<b>TOTAL</b>	<b>4460 Air Purification Equipment</b>			<b>28 9,565</b>	<b>28 9,565</b>	<b>20 1,615</b>

Prepared by:  
Washington Headquarters Services  
Directorate for Information  
Operations and Reports

# Prime Contract Awards by FSC/SVC and Purchasing Office in Excess of \$100,000

Dollars In Thousands

FY 1992

4470 Nuclear Reactors		PURCHASE OFFICE	TOTAL ALL AWARDS		U. S. BUSINESS		SMALL BUSINESS	
DEPT	STATE CITY		ACTIONS	DOLLARS	ACTIONS	DOLLARS	ACTIONS	DOLLARS
NAVY	DC Washington	Naval Sea Systems Command	20	236,543	13	160,243	0	0
NAVY	SC Charleston	Naval Supply Center	16	786	16	786	2	127
NAVY	PA Mechanicsburg	Navy Ships Parts Control Center	50	3,425	50	3,425	36	2,166
<b>TOTAL</b>	<b>4470 Nuclear Reactors</b>		<b>86</b>	<b>240,753</b>	<b>79</b>	<b>164,453</b>	<b>38</b>	<b>2,293</b>

Prepared by:

Washington Headquarters Services  
Directorate for Information  
Operations and Reports



# Prime Contract Awards by FSC/SVC and Purchasing Office in Excess of \$100,000

Dollars In Thousands  
FY 1992

4510 Plumbing Fixtures and Accessories		PURCHASE OFFICE	TOTAL ALL AWARDS ACTIONS	DOLLARS	U. S. BUSINESS ACTIONS	DOLLARS	SMALL BUSINESS ACTIONS	DOLLARS
DEPT	STATE CITY							
ARMY	NY New York	Regional Contrng Off Fuerth	2	131	0	0	0	0
ARMY	NY New York	Regional Contrng Off Hanau	6	394	0	0	0	0
ARMY	NY New York	Regional Contrng Off Seckenheim	3	210	0	0	0	0
NAVY	DC Washington	Marine Corps	3	251	3	251	3	251
NAVY	CA Long Beach	Naval Regional Contracting Ctr	1	128	1	128	1	128
AIR FORCE	GA Robins AFB	Warner Robins ALC/LBK	1	117	1	117	0	0
AIR FORCE	GA Robins AFB	Warner Robins ALC/LVK	2	176	2	176	1	142
DLA	OH Columbus	Defense Construction Supply Ctr	14	1,303	14	1,303	11	1,128
TOTAL	4510 Plumbing Fixtures and Accessories		37	3,026	24	2,168	19	1,841

Prepared by:

Washington Headquarters Services  
Directorate for Information  
Operations and Reports

# Prime Contract Awards by FSC/SVC and Purchasing Office in Excess of \$100,000

Dollars In Thousands

FY 1992

## 4520 Space Heating Eq &amp; Domestic Water Heaters

DEPT	STATI:	CITY	PURCHASE OFFICE	TOTAL ALL AWARDS ACTIONS	TOTAL ALL AWARDS DOLLARS	U. S. BUSINESS ACTIONS	U. S. BUSINESS DOLLARS	SMALL BUSINESS ACTIONS	SMALL BUSINESS DOLLARS
ARMY	CA	Fort Ord	Directorate of Contracting	3	134	3	134	3	134
ARMY	MO	St. Louis	USA Troop Support Cmd (TROSCOM)	5	3,265	5	3,265	5	3,265
ARMY	NY	New York	USAREUR Contracting Center	1	125	0	0	0	0
AIR FORCE	CA	San Francisco	18 COMS/LGC	1	253	1	253	0	0
AIR FORCE	OH	Wright Patterson	AFBASC/PKW	2	299	2	299	0	0
DLA	OH	Columbus	Defense Construction Supply Ctr	13	3,374	13	3,374	10	3,209
ODA	MO	St. Louis	Defense Mapping Agency Aero Ctr	1	113	1	113	1	113
TOTAL	4520	Space Heating Eq & Domestic Water Heaters		41	8,102	38	7,906	29	7,136

Prepared by:

Washington Headquarters Services  
Directorate for Information  
Operations and Reports

# Prime Contract Awards by FSC/SVC and Purchasing Office in Excess of \$100,000

Dollars In Thousands

FY 1992

4530 Fuel Burning Equipment Units

DEPT	STATE	CITY	PURCHASE OFFICE	TOTAL ALL AWARDS ACTIONS	DOLLARS	U. S. BUSINESS ACTIONS	DOLLARS	SMALL BUSINESS ACTIONS	DOLLARS
ARMY	NY	New York	Regional Contrng Off Seckenheim	2	102	0	0	0	0
AIR FORCE	FL	Tyndall AFB	HQ USAF ADWC/LGC	1	124	1	124	1	124
DLA	OH	Columbus	Defense Construction Supply Ctr	8	589	8	589	3	97
<b>TOTAL</b>		<b>4530 Fuel Burning Equipment Units</b>		<b>16</b>	<b>1,111</b>	<b>13</b>	<b>944</b>	<b>5</b>	<b>283</b>

Prepared by:

Washington Headquarters Services  
Directorate for Information  
Operations and Reports

# Prime Contract Awards by FSC/SVC and Purchasing Office in Excess of \$100,000

Dollars In Thousands

FY 1992

## 4540 Misc Plumbing, Heating &amp; Sanitation Equip

DEPT	STATE	CITY	PURCHASE OFFICE	TOTAL ALL AWARDS ACTIONS	DOLLARS	U. S. BUSINESS ACTIONS	DOLLARS	SMALL BUSINESS ACTIONS	DOLLARS
ARMY	NY	New York	Regional Contrng Off Grafenwoehr	3	140	0	0	0	0
ARMY	AL	Redstone Arsenal	USA Missile Command	1	249-	1	249-	1	249-
NAVY	MD	Bethesda	David Taylor Naval Ship R&D Ctr	4	1,304	4	1,304	3	1,238
NAVY	DC	Washington	Marine Corps	1	122	0	0	0	0
NAVY	PA	Philadelphia	Naval Aviation Support Office	2	715	2	715	0	58
NAVY	DC	Washington	Naval Sea Systems Command	1	3,346	1	3,346	1	3,346
NAVY	PA	Philadelphia	Naval Shipsyard	1	3,405	1	3,405	1	405
NAVY	PA	Mechanicsburg	Navy Ships Parts Control Center	5	380	5	380	4	306
AIR FORCE	CA	Castle AFB	BMW/LGC	1	116	1	116	1	116
DLA	OH	Columbus	Defense Construction Supply Ctr	11	2,086	11	2,086	8	2,123
TOTAL	4540 Misc Plumbing, Heating & Sanitation Equip			43	8,907	38	8,574	31	7,738

Prepared by:

Washington Headquarters Services  
Directorate for Information  
Operations and Reports

# Prime Contract Awards by FSC/SVC and Purchasing Office in Excess of \$100,000

Dollars In Thousands  
FY 1992

## 4610 Water Purification Equipment

DEPT	STATE	CITY	PURCHASE OFFICE	TOTAL ALL AWARDS ACTIONS	U. S. BUSINESS ACTIONS	SMALL BUSINESS ACTIONS	TOTAL ALL AWARDS DOLLARS	U. S. BUSINESS DOLLARS	SMALL BUSINESS DOLLARS
ARMY	IL	Rock Island	Rock Island Arsenal	1	1	1	295	295	295
ARMY	MO	St. Louis	USA Troop Support Cmd (TROSCOM)	9	9	9	4,180	4,180	4,180
NAVY	MD	Bethesda	David Taylor Naval Ship R&D Ctr	2	2	2	4,901	4,901	4,901
NAVY	MD	Indian Head	Naval Ordnance Station	1	1	0	110	110	0
NAVY	DC	Washington	Naval Sea Systems Command	3	3	3	716	716	716
NAVY	WA	Bremerton	Naval Supply Center Puget Sound	3	3	2	608	608	242
NAVY	RI	Naval USC	Naval Undersea Warfare Center	1	1	1	160	160	160
NAVY	PA	Mechanicsburg	Navy Ships Parts Control Center	4	4	4	4,294	4,294	4,294
AIR FORCE	NE	Offutt AFB	CINCSAC/LGCS	1	1	0	261	261	0
DLA	OH	Columbus	Defense Construction Supply Ctr	7	7	3	1,259	1,259	445
<b>TOTAL</b>			<b>4610 Water Purification Equipment</b>	<b>42</b>	<b>41</b>	<b>32</b>	<b>13,124</b>	<b>13,094</b>	<b>11,454</b>

Prepared by:  
Washington Headquarters Services  
Directorate for Information  
Operations and Reports

# Prime Contract Awards by FSC/SVC and Purchasing Office in Excess of \$100,000

Dollars In Thousands

FY 1992

## 4620 Water Distillation Equip Marine & Indust

DEPT	STATE	CITY	PURCHASE OFFICE	TOTAL ALL AWARDS ACTIONS	DOLLARS	U. S. BUSINESS ACTIONS	DOLLARS	SMALL BUSINESS ACTIONS	DOLLARS
NAVY	PA	Mechanicsburg	Navy Ships Parts Control Center	2	141	2	141	0	0
TOTAL	4620	Water Distillation Equip Marine & Indust		9	401	6	244	3	53

Prepared by:

Washington Headquarters Services  
Directorate for Information  
Operations and Reports

# Prime Contract Awards by FSC/SVC and Purchasing Office in Excess of \$100,000

Dollars In Thousands

FY 1992

4630 Sewage Treatment Equipment		PURCHASE OFFICE		TOTAL ALL AWARDS	U. S. BUSINESS	SMALL BUSINESS
DEPT	STATE CITY			ACTIONS DOLLARS	ACTIONS DOLLARS	ACTIONS DOLLARS
NAVY	DC Naval Station	Naval Regional Contracting Ctr		1 279	1 279	1 279
NAVY	DC Washington	Naval Sea Systems Command		1 208	1 208	0
NAVY	PA Mechanicsburg	Navy Ships Parts Control Center		2 111	2 111	2 111
AIR FORCE	TX Sheppard AFB/Wichita	396 CONS/CC		1 127-	1 127-	1 127-
DLA	VA Richmond	Defense General Supply Center		2 341	2 341	2 341
<b>TOTAL</b>	<b>4630 Sewage Treatment Equipment</b>			<b>12 1,089</b>	<b>12 1,089</b>	<b>10 843</b>

Prepared by:

Washington Headquarters Services  
Directorate for Information  
Operations and Reports

# Prime Contract Awards by FSC/SVC and Purchasing Office in Excess of \$100,000

Dollars In Thousands

FY 1992

4710 Pipe and Tube		PURCHASE OFFICE		TOTAL ALL AWARDS	U. S. BUSINESS	SMALL BUSINESS
DEPT	STATE CITY			DOLLARS	ACTIONS	DOLLARS
ARMY	IN Crane	Crane Army Ammunition Activity		102	3	102
ARMY	IL Rock Island	HQ AMCCOM		174-	1	174-
ARMY	IL Rock Island	Rock Island Arsenal		1,479	5	1,479
ARMY	MO St. Louis	USA Aviation Systems Command		1,820	2	1,820
ARMY	MI Warren	USA Tank-Automotive Command		143	5	143
ARMY	MO St. Louis	USA Troop Support Cmd (TROSCOM)		2,362	1	2,362
NAVY	PA Philadelphia	Naval Aviation Support Office		1,800	17	1,354
NAVY	PA Philadelphia	Naval Aviation Support Office		1,244	1	1,244
NAVY	CA Port Hueneme	Naval Aviation Support Office		153	1	153
NAVY	CA Long Beach	Naval Construction Battalion Ctr		139	1	139
NAVY	VA Norfolk	Naval Regional Contracting Ctr		187	2	187
NAVY	VA Norfolk	Naval Shipyard		131	2	131
NAVY	SC Charleston	Naval Supply Center		523	1	523
NAVY	WA Bremerton	Naval Supply Center Puget Sound		910	5	77
NAVY	PA Mechanicsburg	Navy Ships Parts Control Center		1,822	16	304
NAVY	NH Portsmouth	Portsmouth Naval Shipyard		1,123	15	934
NAVY	TN Arnold	AEDC/PKP Operational Contracting		203	1	123
AIR FORCE	UT Hill AFB	Ogden ALC/LAK		123	4	166
AIR FORCE	UT Hill AFB	Ogden ALC/LIK		204	2	123
AIR FORCE	UT Hill AFB	Ogden ALC/PAK		130	1	204
AIR FORCE	OK Tinker AFB	Oklahoma City ALC/LID		460	3	130
AIR FORCE	OK Tinker AFB	Oklahoma City ALC/LPO		398	5	460
AIR FORCE	TX Kelly AFB	San Antonio ALC/LDK		906	9	366
AIR FORCE	TX Kelly AFB	San Antonio ALC/LPK		475-	15	848
AIR FORCE	TX Kelly AFB	San Antonio ALC/PAK		2,949	1	475-
DLA	OH Columbus	Defense Construction Supply Ctr		106	34	1,175
OCE	MS Vicksburg	USA Engineer District Vicksburg		1,378	1	1,106
ODA	NM Kirtland AFB	Def Nuclear Agency Field Command			5	1,378
TOTAL	4710 Pipe and Tube			17,825	174	15,759
				208	97	8,686

Prepared by:

Washington Headquarters Services  
Directorate for Information  
Operations and Reports



# Prime Contract Awards by FSC/SVC and Purchasing Office in Excess of \$100,000

Dollars in Thousands

FY 1992

## 4720 Hose and Tubing, Flexible

DEPT	STATE	CITY	PURCHASE OFFICE	TOTAL ALL AWARDS ACTIONS	TOTAL ALL AWARDS DOLLARS	U.S. BUSINESS ACTIONS	U.S. BUSINESS DOLLARS	SMALL BUSINESS ACTIONS	SMALL BUSINESS DOLLARS
ARMY	MI	Warren	USA Tank-Automotive Command	13	507	13	507	6	256
ARMY	MO	St. Louis	USA Troop Support Cmd (TROSCOM)	2	305	2	305	2	305
NAVY	DC	Washington	Marine Corps	1	4,740	1	4,740	1	4,740
NAVY	PA	Philadelphia	Naval Aviation Support Office	10	1,264	10	1,264	6	440
NAVY	CA	Port Hueneme	Naval Construction Battalion Cen	4	4,422	4	4,422	4	4,422
NAVY	NY	New York	Naval Regional Contracting Ctr	1	856	0	0	0	0
NAVY	VA	Norfolk	Naval Shipyard	3	127	3	127	3	127
NAVY	CA	Oakland	Naval Supply Center	1	216	1	216	1	216
NAVY	VA	Norfolk	Naval Supply Center	4	298	4	298	4	298
NAVY	PA	Mechanicsburg	Navy Ships Parts Control Center	16	481	15	450	8	259
AIR FORCE	UT	Hill AFB	Ogden ALC/LMK	2	195	2	195	2	195
AIR FORCE	TX	Kelly AFB	San Antonio ALC/LDK	9	502	9	502	2	176
AIR FORCE	TX	Kelly AFB	San Antonio ALC/LPK	4	261	4	261	0	0
AIR FORCE	GA	Robins AFB	Warner Robins ALC/LJK	1	108	1	108	0	0
DLA	OH	Columbus	Defense Construction Supply Ctr	92	8,685	84	8,199	47	6,378
<b>TOTAL</b>		<b>4720 Hose and Tubing, Flexible</b>		<b>177</b>	<b>23,557</b>	<b>167</b>	<b>22,185</b>	<b>94</b>	<b>18,033</b>

Prepared by:

Washington Headquarters Services  
Directorate for Information  
Operations and Reports

# Prime Contract Awards by FSC/SVC and Purchasing Office in Excess of \$100,000

Dollars In Thousands

FY 1992

## 4730 Fittings &amp; Specialties; Hose, Pipe &amp; Tube

DEPT	STATE	CITY	PURCHASE OFFICE	TOTAL ALL ACTIONS	AWARDS DOLLARS	U.S. BUSINESS ACTIONS	U.S. BUSINESS DOLLARS	SMALL BUSINESS ACTIONS	SMALL BUSINESS DOLLARS
ARMY	AR	Fort Chaffee	Chief Purchasing & Contracting	3	215	3	215	3	215
ARMY	IL	Rock Island	HQ AMCCOM	2	139	2	139	2	139
ARMY	MO	St. Louis	USA Aviation Systems Command	13	2,273	13	2,273	4	144
ARMY	MI	Warren	USA Tank-Automotive Command	11	1,996	18	1,502	4	991
ARMY	MO	St. Louis	USA Troop Support Cmd (TROSCOM)	3	5,011	3	5,011	0	0
NAVY	MD	Bethesda	David Taylor Naval Ship R&D Ctr	1	616	1	616	1	616
NAVY	DC	Washington	Marine Corps	2	112	2	112	2	279
NAVY	PA	Philadelphia	Naval Aviation Support Office	31	3,521	29	3,458	7	279
NAVY	PA	Philadelphia	Naval Aviation Support Office	3	110	3	110	1	35
NAVY	CA	Port Hueneme	Naval Construction Battalion Cen	2	203	2	203	2	203
NAVY	CA	San Diego	Naval Regional Contracting Ctr	2	128	1	100	1	100
NAVY	CA	San Diego	Naval Research Laboratory	1	129	1	129	1	129
NAVY	DC	Washington	Naval Sea Systems Command	1	346	1	346	1	346
NAVY	CA	Mare ISL NAV SHIPYD	Naval Shipyard	7	284	7	284	6	247
NAVY	PA	Philadelphia	Naval Shipyard	4	161	4	161	3	126
NAVY	PA	Norfolk NAV SHIPYD	Naval Shipyard	3	398	3	398	3	398
NAVY	CA	Oakland Naval Supply	Naval Supply Center	2	478	2	478	2	478
NAVY	HI	Pearl Harbor NC	Naval Supply Center	1	170	1	170	1	170
NAVY	SC	Charleston	Naval Supply Center	1	106	1	106	1	106
NAVY	VA	Norfolk	Naval Supply Center	2	223	2	223	1	63
NAVY	WA	Bremerton	Naval Supply Center	3	635	3	635	3	223
NAVY	WA	Dahlgren	Naval Surface Weapons Center	6	185	6	185	4	462
NAVY	CA	China Lake NWC	Naval Weapons Center	2	152	2	152	1	125
NAVY	PA	Mechanicsburg	Navy Ships Parts Control Center	1	152	1	152	1	152
NAVY	PA	Portsmouth	Portsmouth Naval Shipyard	35	1,761	35	1,761	20	890
NAVY	NH	New York	24 Comp WG/LGC	2	107	2	107	2	107
AIR FORCE	NY	New York	Ogden ALC/LAK	1	106	0	0	0	0
AIR FORCE	UT	Hill AFB	Ogden ALC/LAK	6	587	6	587	2	97
AIR FORCE	UT	Hill AFB	Ogden ALC/LIK	2	439	2	439	2	439
AIR FORCE	OK	Tinker AFB	Oklahoma City ALC/LAD	10	687	10	687	4	439
AIR FORCE	OK	Tinker AFB	Oklahoma City ALC/LID	5	215	5	215	4	209
AIR FORCE	CA	McClellan AFB	Sacramento ALC/LAK	4	214	4	214	2	93
AIR FORCE	CA	Kelly AFB	San Antonio ALC/LAK	3	129	3	129	2	78
AIR FORCE	TX	Kelly AFB	San Antonio ALC/LDK	12	2,251	12	2,251	2	97
AIR FORCE	TX	Kelly AFB	San Antonio ALC/LPK	3	195	3	195	5	1,417
AIR FORCE	GA	Robins AFB	Warner Robins ALC/LFK	2	218	2	218	1	79
AIR FORCE	GA	Robins AFB	Warner Robins ALC/LPK	2	834	2	834	2	218
AIR FORCE	GA	Robins AFB	Defense Construction Supply Ctr	1	834	1	834	0	0
DLA	OH	Columbus		126	7,762	126	7,762	40	1,982
TOTAL		4730 Fittings & Specialties; Hose, Pipe & Tube		332	33,601	323	32,800	143	11,646

Prepared by:

Washington Headquarters Services  
Directorate for Information  
Operations and Reports

# Prime Contract Awards by FSC/SVC and Purchasing Office in Excess of \$100,000

Dollars In Thousands

FY 1992

4810 Valves, Powered		PURCHASE OFFICE		TOTAL ALL AWARDS	U. S. BUSINESS	SMALL BUSINESS
DEPT	STATE CITY			ACTIONS DOLLARS	ACTIONS DOLLARS	ACTIONS DOLLARS
ARMY	IL Rock Island		HQ AMCCOM	2 159	2 159	1 72
ARMY	MO St. Louis		USA Aviation Systems Command	10 1,969	10 1,969	1 272
ARMY	TX Fort Worth		USA Engineer District Fort Worth	2 4,337	2 4,337	2 4,337
ARMY	AL Redstone Arsenal		USA Missile Command	5 2,287	5 2,287	3 134
ARMY	MI Warren		USA Tank-Automotive Command	13 2,293	13 2,293	4 404
NAVY	MD Bethesda		David Taylor Naval Ship R&D Ctr	1 866	1 866	1 153
NAVY	PA Philadelphia	NAVSA	Naval Aviation Support Office	30 866	28 741	3 167
NAVY	PA Philadelphia	NAVSA	Naval Aviation Support Office	6 609	6 609	0 0
NAVY	CA Mare ISL NAV SHIPYD		Naval Shipyard	1 132	1 132	1 132
NAVY	HI Pearl Harbor NC		Naval Supply Center	2 132	2 132	0 0
NAVY	PA Mechanicsburg		Navy Ships Parts Control Center	113 10,736	112 10,928	51 3,530
AIR FORCE	TN Arnold ENG DEV CTR		AEDC/PKP Operational Contracting	1 169	1 169	1 169
AIR FORCE	UT Hill AFB		Ogden ALC/LAK	7 1,118	7 1,118	0 0
AIR FORCE	OK Tinker AFB		Oklahoma City ALC/LID	38 3,172	36 3,084	8 566
AIR FORCE	TX Kelly AFB		San Antonio ALC/LPK	40 7,352	36 6,962	5 1,039
AIR FORCE	TX Kelly AFB		San Antonio ALC/LPK	6 393-	4 216	0 0
AIR FORCE	TX Kelly AFB		San Antonio ALC/PAK	13 393-	13 393-	0 0
DLA	OH Columbus		Defense Construction Supply Ctr	36 2,452	35 2,422	21 1,617
OCE	WA Seattle		USA Engineer District Seattle	1 145	0 0	0 0
<b>TOTAL</b>	<b>4810 Valves, Powered</b>			<b>341 36,386</b>	<b>326 35,617</b>	<b>108 12,795</b>

Prepared by:

Washington Headquarters Services  
Directorate for Information  
Operations and Reports

# Prime Contract Awards by FSC/SVC and Purchasing Office in Excess of \$100,000

Dollars In Thousands

FY 1992

## 4820 Valves, Nonpowered

DEPT	STATE	CITY	PURCHASE OFFICE	TOTAL ALL AWARDS ACTIONS	DOLLARS	U. S. BUSINESS ACTIONS	DOLLARS	SMALL BUSINESS ACTIONS	DOLLARS
ARMY	IL	Rock Island	HQ AMCCOM	8	660	8	660	6	472
ARMY	NY	New York	Regional Contrng Off Fuerth	1	119	0	0	0	0
ARMY	MO	St. Louis	USA Aviation Systems Command	11	615	11	615	2	67
ARMY	MI	Warren	USA Tank-Automotive Command	17	1,617	17	1,617	15	1,455
ARMY	MO	St. Louis	USA Troop Support Cmd (TROSCOM)	3	1,144	3	1,144	2	113
NAVY	PA	Philadelphia	Naval Aviation Support Office	50	2,432	49	2,406	17	951
NAVY	PA	Philadelphia	Naval Aviation Support Office	3	2,218	3	2,218	0	0
NAVY	CA	Long Beach	Naval Regional Contracting Ctr	5	771	5	771	2	385
NAVY	DC	Washington	Naval Sea Systems Command	1	141	1	141	0	0
NAVY	CA	Mare Isl NAV SHIPYD	Naval Shipyard	3	231	3	231	3	231
NAVY	PA	Philadelphia	Naval Shipyard	3	196	3	196	2	148
NAVY	VA	Norfolk NAV SHIPYD	Naval Shipyard	3	236	3	236	2	174
NAVY	VA	Norfolk	Naval Supply Center	2	220	2	220	1	181
NAVY	WA	Bremerton	Naval Supply Center Puget Sound	10	425	10	425	6	257
NAVY	PA	Mechanicsburg	Navy Ships Parts Control Center	392	20,324	327	20,107	216	14,631
NAVY	CA	San Francisco	Navy Supply Depot	2	2,945	2	2,945	1	41
NAVY	NH	Portsmouth	Portsmouth Naval Shipyard	3	258	3	256	0	0
AIR FORCE	FL	Eglin AFB	AFDTC/PKO	1	234	1	234	0	0
AIR FORCE	UT	Hill AFB	Ogden ALC/LAK	8	464	6	392	3	315
AIR FORCE	UT	Hill AFB	Ogden ALC/LIK	6	410	5	317	4	215
AIR FORCE	OK	Tinker AFB	Oklahoma City ALC/LAD	3	248	2	183	1	139
AIR FORCE	OK	Tinker AFB	Oklahoma City ALC/LID	29	1,313	28	1,246	11	417
AIR FORCE	OK	Tinker AFB	Oklahoma City ALC/LPO	2	239	2	239	0	0
AIR FORCE	OK	Tinker AFB	Oklahoma City ALC/LPK	3	116	3	116	0	0
AIR FORCE	TX	Kelly AFB	San Antonio ALC/LDK	31	9,634	28	8,709	15	7,366
AIR FORCE	TX	Kelly AFB	San Antonio ALC/LPK	4	580	4	580	2	344
AIR FORCE	TX	Kelly AFB	San Antonio ALC/LPK	3	1,042	3	1,042	0	0
DLA	OH	Columbus	Defense Construction Supply Ctr	158	14,705	156	14,717	91	10,289
TOTAL		4820 Valves, Nonpowered		719	59,002	701	57,379	413	38,583

Prepared by:

Washington Headquarters Services  
Directorate for Information  
Operations and Reports

ST 28

## Prime Contract Awards by FSC/SVC and Purchasing Office in Excess of \$100,000

Dollars In Thousands  
FY 1992

4910 Motor Veh Maint & Repr Shop Specilized Eq		PURCHASE OFFICE		TOTAL ALL AWARDS	U. S. BUSINESS	SMALL BUSINESS
DEPT	STATE CITY			ACTIONS DOLLARS	ACTIONS DOLLARS	ACTIONS DOLLARS
ARMY	TX Fort Bliss	Cdr USA Air Defense Artillery	1	148	1	148
ARMY	IL Rock Island	HQ AMCCOM	17	774	12	801
ARMY	TX Texarkana	Red River Army Depot	2	299	1	30
ARMY	NY New York	Regional Contrng Off Stuttgart	4	163	0	0
ARMY	UT Tooele	Tooele Army Depot	4	1,877	4	1,845
ARMY	AL Redstone Arsenal	USA Missile Command	1	4,150	0	0
ARMY	MI Warren	USA Tank-Automotive Command	27	14,295	20	1,511
NAVY	DC Washington	Marine Corps	2	104	1	66
AIR FORCE	UT Hill AFB	Ogden ALC/PAKO	2	104	0	0
AIR FORCE	TX Kelly AFB	San Antonio ALC/LDK	6	786	5	759
DLA	OH Columbus	Defense Construction Supply Ctr	42	2,163	39	1,674
<b>TOTAL</b>	<b>4910 Motor Veh Maint &amp; Repr Shop Specilized Eq</b>		<b>132</b>	<b>25,795</b>	<b>90</b>	<b>7,124</b>

Prepared by:

Washington Headquarters Services  
Directorate for Information  
Operations and Reports

278

# Prime Contract Awards by FSC/SVC and Purchasing Office in Excess of \$100,000

Dollars In Thousands

FY 1992

## 4920 Acft Maint & Repair Shop Specialized Equip

DEPT	STATE	CITY	PURCHASE OFFICE	TOTAL ALL AWARDS ACTIONS	TOTAL ALL AWARDS DOLLARS	U. S. BUSINESS ACTIONS	U. S. BUSINESS DOLLARS	SMALL BUSINESS ACTIONS	SMALL BUSINESS DOLLARS
ARMY	TX	Corpus Christi	Corpus Christi Army Depot	5	1,404	5	1,404	4	1,372
ARMY	NC	Fort Bragg	Directorate of Contracting	1	198	1	198	1	198
ARMY	VA	Falls Church	National Guard Bureau	1	400	1	400	1	400
ARMY	MO	St. Louis	USA Aviation Systems Command	29	2,963	27	2,871	13	1,548
ARMY	AL	Redstone Arsenal	USA Missile Command	8	1,593	8	1,593	5	1,266
NAVY	NJ	Lakehurst	Naval Air Engineering Center	26	7,776	22	6,617	12	2,322
NAVY	CA	Point Mugu	Naval Air Station	3	360	3	360	0	0
NAVY	PA	Philadelphia	Naval Aviation Support Office	171	43,000	149	40,398	38	5,763
NAVY	PA	Philadelphia	Naval Aviation Support Office	15	1,919	13	1,540	0	0
NAVY	DC	Naval Station	Naval Regional Contracting Ctr	2	3,058	2	3,058	2	3,058
NAVY	NY	New York	Naval Regional Contracting Ctr	2	1,160	0	0	0	0
NAVY	VA	Norfolk	Naval Shipyard	1	133	1	133	0	0
NAVY	FL	Jacksonville	Naval Supply Center	3	702	2	226	2	674
NAVY	VA	Norfolk	Naval Supply Center	3	226	3	226	2	181
AIR FORCE	OH	Wright Patterson	AFBASC/VFK	12	38,415	12	38,415	0	0
AIR FORCE	OH	Wright Patterson	AFBASC/VFK	2	8,966	2	8,966	0	0
AIR FORCE	UT	Hill AFB	Ogden ALC/LAK	18	2,755	12	2,124	0	0
AIR FORCE	UT	Hill AFB	Ogden ALC/LAK	3	301	2	265	1	38
AIR FORCE	OK	Tinker AFB	Oklahoma City ALC/LAD	1	488	1	488	1	488
AIR FORCE	OK	Tinker AFB	Oklahoma City ALC/LID	1	450	1	381	1	157
AIR FORCE	OK	Tinker AFB	Oklahoma City ALC/PAK	4	346-	3	342	2	0
AIR FORCE	CA	Los Angeles	SMC/PKD Operational Contracting	10	342	10	342	0	0
AIR FORCE	TX	Kelly AFB	San Antonio ALC/LAK	1	5,073	1	4,886	1	342
AIR FORCE	TX	Kelly AFB	San Antonio ALC/LDK	6	30,862	4	22,157	0	21,501
AIR FORCE	TX	Kelly AFB	San Antonio ALC/PAK	306	452	226	22,452	91	0
AIR FORCE	TX	Kelly AFB	San Antonio ALC/PAK	14	1,792	14	1,792	0	0
AIR FORCE	GA	Robins AFB	Warner Robins ALC/LBK	1	152	1	152	0	0
AIR FORCE	GA	Robins AFB	Warner Robins ALC/LKK	3	111	3	111	2	122
AIR FORCE	GA	Robins AFB	Warner Robins ALC/LMK	2	111	2	111	0	0
AIR FORCE	GA	Robins AFB	Warner Robins ALC/LUK	1	1,441	1	1,441	0	0
AIR FORCE	GA	Robins AFB	Warner Robins ALC/LYK	2	282	2	282	0	0
AIR FORCE	GA	Robins AFB	Warner Robins ALC/PAK	16	11,861	16	11,861	0	0
DLA	VA	Richmond	Defense General Supply Center	10	889	9	861	4	179
TOTAL		4920 Acft Maint & Repair Shop Specialized Equip		700	169,990	574	154,807	191	40,026

Prepared by:

Washington Headquarters Services  
Directorate for Information  
Operations and Reports

ST 28

# Prime Contract Awards by FSC/SVC and Purchasing Office in Excess of \$100,000

Dollars In Thousands  
FY 1992

4921 Torpedo Maint. Repair & Checkout Spec Eq		PURCHASE OFFICE		TOTAL ALL AWARDS	U. S. BUSINESS	SMALL BUSINESS
DEPT	STATE CITY			ACTIONS DOLLARS	ACTIONS DOLLARS	ACTIONS DOLLARS
NAVY	WA Bremerton		Naval Supply Center Puget Sound	3 1,597	3 1,597	2 1,427
NAVY	PA Mechanicsburg		Navy Ships Parts Control Center	13 122-	13 122-	11 52
TOTAL	4921 Torpedo Maint. Repair & Checkout Spec Eq			16 1,475	16 1,475	13 1,478

Prepared by:

Washington Headquarters Services  
Directorate for Information  
Operations and Reports

280

ST 28

# Prime Contract Awards by FSC/SVC and Purchasing Office in Excess of \$100,000

Dollars In Thousands

FY 1992

4923 Depth Charges, Mines Maint & Repair Equip

DEPT	STATE	CITY	PURCHASE OFFICE	TOTAL ALL AWARDS ACTIONS	DOLLARS	U. S. BUSINESS ACTIONS	DOLLARS	SMALL BUSINESS ACTIONS	DOLLARS
TOTAL	4923	Depth Charges, Mines Maint & Repair Equip		1	74	1	74	1	74

Prepared by:  
Washington Headquarters Services  
Directorate for Information  
Operations and Reports



ST 28

# Prime Contract Awards by FSC/SVC and Purchasing Office In Excess of \$100,000

Dollars In Thousands  
FY 1992

## 4925 Ammunition Maint, Repr & Checkout Spec Eq

DEPT	STATE	CITY	PURCHASE OFFICE	TOTAL ALL AWARDS ACTIONS	DOLLARS	U. S. BUSINESS ACTIONS	DOLLARS	SMALL BUSINESS ACTIONS	DOLLARS
ARMY	IL	Rock Island	HQ AMCCOM	3	131	3	131	1	75
AIR FORCE	UT	Hill AFB	Ogden ALC/LIK	4	1,047	1	160	0	0
AIR FORCE	UT	Hill AFB	Ogden ALC/PK	2	153	2	153	1	29
TOTAL	4925	Ammunition Maint, Repr & Checkout Spec Eq		11	1,440	8	553	4	213

Prepared by:

Washington Headquarters Services  
Directorate for Information  
Operations and Reports

ST 28

# Prime Contract Awards by FSC/SVC and Purchasing Office in Excess of \$100,000

Dollars In Thousands  
FY 1992

4927 Rocket Maint., Repair & Checkout Spec Equip		PURCHASE OFFICE		TOTAL ALL AWARDS	U. S. BUSINESS	SMALL BUSINESS
DEPT	STATE CITY	AL Redstone Arsenal	USA Missile Command	ACTIONS DOLLARS	ACTIONS DOLLARS	ACTIONS DOLLARS
ARMY				2 1,414	0 0	0 0
TOTAL				2 1,414	0 0	0 0

Prepared by:

Washington Headquarters Services  
Directorate for Information  
Operations and Reports

# Prime Contract Awards by FSC/SVC and Purchasing Office in Excess of \$100,000

Dollars In Thousands  
FY 1992

## 4930 Lubrication & Fuel Dispensing Equipment

DEPT	STATE	CITY	PURCHASE OFFICE	TOTAL ALL AWARDS ACTIONS	TOTAL ALL AWARDS DOLLARS	U.S. BUSINESS ACTIONS	U.S. BUSINESS DOLLARS	SMALL BUSINESS ACTIONS	SMALL BUSINESS DOLLARS
ARMY	MI	Warren	USA Tank-Automotive Command	4	906	4	906	2	423
ARMY	MO	St. Louis	USA Troop Support Cmd (TROSCOM)	14	21,353	12	21,082	11	20,671
NAVY	DC	Washington	Marine Corps	1	553	1	553	1	553
NAVY	PA	Philadelphia	Naval Aviation Support Office	2	173	1	97	1	97
AIR FORCE	NY	New York	Det2 7000 CONS/LGC	1	318	0	0	0	0
AIR FORCE	TX	Kelly AFB	San Antonio ALC/LDK	5	292	4	147	4	147
AIR FORCE	GA	Robins AFB	Warner Robins ALC/LKK	3	419	3	419	3	419
DLA	OH	Columbus	Defense Construction Supply Ctr	22	2,446	22	2,446	13	803
TOTAL	4930	Lubrication & Fuel Dispensing Equipment		55	26,624	49	25,775	36	23,179

Prepared by:

Washington Headquarters Services  
Directorate for Information  
Operations and Reports

# Prime Contract Awards by FSC/SVC and Purchasing Office in Excess of \$100,000

Dollars In Thousands

FY 1992

## 4931 Fire Control Maint & Repair Shop Spec Eq

DEPT	STATE	CITY	PURCHASE OFFICE	TOTAL ALL AWARDS ACTIONS	DOLLARS	U. S. BUSINESS ACTIONS	DOLLARS	SMALL BUSINESS ACTIONS	BUSINESS DOLLARS
ARMY	IL	Rock Island	HQ AMCCOM	12	746	12	746	10	618
ARMY	MO	St. Louis	USA Aviation Systems Command	1	1,892	1	1,892	0	0
ARMY	AL	Redstone Arsenal	USA Missile Command	11	35,253	10	35,225	4	1,567
ARMY	MI	Warren	USA Tank-Automotive Command	3	116	1	35	0	0
NAVY	DC	National Visitor Cen	Naval Sea Systems Command	2	1,259	1	994	1	994
NAVY	WA	Bremerton	Naval Supply Center Puget Sound	1	184	1	184	1	184
<b>TOTAL</b>			<b>4931 Fire Control Maint &amp; Repair Shop Spec Eq</b>	<b>32</b>	<b>39,464</b>	<b>28</b>	<b>39,091</b>	<b>17</b>	<b>3,336</b>

Prepared by:

Washington Headquarters Services  
Directorate for Information  
Operations and Reports

ST 28

# Prime Contract Awards by FSC/SVC and Purchasing Office in Excess of \$100,000

Dollars In Thousands  
FY 1992

4933 Weapons Maint & Repair Shop Spec Eq		PURCHASE OFFICE		TOTAL ALL AWARDS	U. S. BUSINESS	SMALL BUSINESS
DEPT	STATE CITY			ACTIONS DOLLARS	ACTIONS DOLLARS	ACTIONS DOLLARS
ARMY	IL Rock Island	HQ AMCCOM		15 43,718	15 43,718	7 1,553
NAVY	DC Washington	Marine Corps		1 123	1 123	0 0
NAVY	MD Indian Head	Naval Ordnance Station		1 271	1 271	1 271
NAVY	PA Mechanicsburg	Navy Ships Parts Control Center		2 132	2 132	0 0
<b>TOTAL</b>	<b>4933 Weapons Maint &amp; Repair Shop Spec Eq</b>			<b>23 44,476</b>	<b>23 44,476</b>	<b>11 2,013</b>

Prepared by:

Washington Headquarters Services  
Directorate for Information  
Operations and Reports

# Prime Contract Awards by FSC/SVC and Purchasing Office in Excess of \$100,000

Dollars In Thousands

FY 1992

## 4935 Guided Missile Maint., Repair Specilized Eq

DEPT	STATE	CITY	PURCHASE OFFICE	TOTAL ALL ACTIONS	AWARDS DOLLARS	U. S. ACTIONS	BUSINESS DOLLARS	SMALL ACTIONS	BUSINESS DOLLARS
ARMY	MO	St. Louis	USA Aviation Systems Command	2	180	1	87	0	0
ARMY	AL	Redstone Arsenal	USA Missile Command	46	33,009	43	32,724	9	343
NAVY	PA	Philadelphia	Naval Aviation Support Office	13	1,524	13	1,524	1	34
NAVY	DC	National Visitor Center	Naval Sea Systems Command	5	11,749	5	11,749	0	0
NAVY	IN	Crane	Naval Weapons Support Center	1	175	1	175	1	175
NAVY	PA	Mechanicsburg	Navy Ships Parts Control Center	12	2,867	11	2,841	7	578
AIR FORCE	UT	Hill AFB	Ogden ALC/LMK	13	17,008	13	17,008	4	14,741
AIR FORCE	UT	Hill AFB	Ogden ALC/PK	2	17,346	2	17,346	1	1310
DLA	OH	Dayton	Defense Electronics Supply Ctr	1	131	1	131	1	131
<b>TOTAL</b>			<b>4935 Guided Missile Maint., Repair Specilized Eq</b>	<b>104</b>	<b>67,214</b>	<b>98</b>	<b>66,751</b>	<b>29</b>	<b>16,587</b>

Prepared by:

Washington Headquarters Services  
Directorate for Information  
Operations and Reports

# Prime Contract Awards by FSC/SVC and Purchasing Office in Excess of \$100,000

Dollars In Thousands  
FY 1992

4940 Miscellaneous Maint., Repair Specilized Eq		PURCHASE OFFICE		TOTAL ALL AWARDS	U. S. BUSINESS	SMALL BUSINESS
DEPT	STATE CITY			ACTIONS DOLLARS	ACTIONS DOLLARS	ACTIONS DOLLARS
ARMY	AL Anniston	Anniston Army Depot		18 1,725	11 1,266	8 1,026
ARMY	VA Fort Eustis	Commander USA Transportation		2 431	2 431	2 431
ARMY	LA Fort Polk	Directorate of Contracting		11 1,010	11 1,010	11 1,010
ARMY	VA Fort Belvoir	Ft Belvoir Dir of Contracting		2 291	0 0	0 0
ARMY	IL Rock Island	HQ AMCCOM		11 1,107	10 1,080	8 746
ARMY	VA Alexandria	Info Sys Selection & Acquis Agcy		1 316	0 0	0 0
ARMY	AR Pine Bluff	Pine Bluff Arsenal		1 199	1 199	0 0
ARMY	TX Texarkana	Red River Army Depot		4 247	4 247	3 185
ARMY	UT Tooele	Tooele Army Depot		18 1,290	18 1,290	17 1,255
ARMY	MD Aberdeen PROV GRND	USA Aberdeen Proving Ground		2 290	2 290	1 148
ARMY	MO St. Louis	USA Aviation Systems Command		2 651	2 651	0 0
ARMY	NJ Fort Monmouth	USA Comm & Electronics Command		2 269	2 269	1 189
ARMY	MO St. Louis	USA Troop Support Cmd (TROSCOM)		1 106	0 0	0 0
ARMY	IA Johnston	USPFO for Iowa Support Office		2 526	1 500	1 500
NAVY	PA Philadelphia	Naval Aviation Support Office		6 682	6 633	599 599
NAVY	CA San Diego	Naval Regional Contracting Ctr		5 337	5 337	4 148
NAVY	DC Naval Station	Naval Regional Contracting Ctr		1,237	1,143	928 928
NAVY	CA Mare ISL NAV SHIPYD	Naval Shipyard		8 183	7 183	3 183
NAVY	FL Pensacola NAS	Naval Supply Center		2 105	2 105	1 77
NAVY	VA Norfolk	Naval Supply Center		2 779	2 752	1 752
NAVY	WA Bremerton	Naval Supply Center		3 253	3 253	2 227
NAVY	IN Crane NAVMSC	Naval Supply Center Puget Sound		2 266	2 266	0 0
NAVY	PA Mechanicsburg	Naval Weapons Support Center		6 208	6 208	2 135
AIR FORCE	TX Randolph AFB	Navy Ships Paris Control Center		3 113	3 113	3 113
AIR FORCE	FL Hurlburt Field	338 CONS/GC		2 128	2 128	2 128
AIR FORCE	OH Newark Air Force Sta	834 ABW/LGC		1 135	1 135	1 135
AIR FORCE	TX Dyess AFB	AGMC/PK		1 111	1 111	1 111
AIR FORCE	MO Whiteman AFB	BMW/LGC		3 558	3 558	3 33
AIR FORCE	UT Hill AFB	CINCSAC/LGC		4 491	4 491	3 491
AIR FORCE	OK Tinker AFB	Ogden ALC/PKO		6 353	6 353	5 281
AIR FORCE	CA McClellan AFB	Okiahoma City ALC/PKO		103	103	0 0
AIR FORCE	TX Kelly AFB	Sacramento ALC/PKO		1,989	1,880	1,835
AIR FORCE	TX Kelly AFB	San Antonio ALC/LDK		7 654	7 654	2 41
AIR FORCE	TX Kelly AFB	San Antonio ALC/PKO		2 131	2 131	2 131
AIR FORCE	GA Robins AFB	Warner Robins ALC/LVK		1,193	1,076	948 948
DLA	OH Columbus	Defense Construction Supply Ctr		17 387	15 387	12 0
DLA	MO Kansas City	USA Engineer District Kansas Cty		3	3	0 0
TOTAL	4940 Miscellaneous Maint., Repair Specilized Eq			225 21,069	177 18,551	133 14,505

Prepared by:

Washington Headquarters Services  
Directorate for Information  
Operations and Reports

# Prime Contract Awards by FSC/SVC and Purchasing Office in Excess of \$100,000

Dollars In Thousands

FY 1992

4960 Space Vehicle Maint., Repair Specialized Eq

DEPT	STATE	CITY	PURCHASE OFFICE	TOTAL ALL AWARDS ACTIONS	DOLLARS	U.S. BUSINESS ACTIONS	DOLLARS	SMALL BUSINESS ACTIONS	DOLLARS
TOTAL	4960	Space	Vehicle Maint., Repair Specialized Eq	1	71	1	71	0	0

Prepared by:

Washington Headquarters Services  
Directorate for Information  
Operations and Reports



# Prime Contract Awards by FSC/SVC and Purchasing Office in Excess of \$100,000

Dollars In Thousands  
FY 1992

5110 Hand Tools, Edged, Nonpowered	PURCHASE OFFICE		TOTAL ALL AWARDS		U. S. BUSINESS		SMALL BUSINESS	
DEPT STATE CITY	PURCHASE OFFICE	ACTIONS	DOLLARS	ACTIONS	DOLLARS	ACTIONS	DOLLARS	
NAVY VA Norfolk	Naval Supply Center	2	127	2	127	1	88	
<b>TOTAL</b>	<b>5110 Hand Tools, Edged, Nonpowered</b>	<b>6</b>	<b>290</b>	<b>6</b>	<b>290</b>	<b>5</b>	<b>251</b>	

*Prepared by:*  
Washington Headquarters Services  
Directorate for Information  
Operations and Reports

# Prime Contract Awards by FSC/SVC and Purchasing Office in Excess of \$100,000

Dollars In Thousands  
FY 1992

5120 Hand Tools, Nonedged, Nonpowered		PURCHASE OFFICE		TOTAL ALL AWARDS	U.S. BUSINESS	SMALL BUSINESS
DEPT	STATE CITY			ACTIONS DOLLARS	ACTIONS DOLLARS	DOLLARS
ARMY	IL Rock Island		HQ AMCCOM	4 549	4 549	405
ARMY	MO St. Louis		USA Aviation Systems Command	5 754	5 754	0
ARMY	MI Warren		USA Tank-Automotive Command	21 1,954	20 1,861	844
ARMY	CO Golden		USPFO for Colorado	1 153	1 153	153
ARMY	IA Johnston		USPFO for Iowa	2 129	2 129	129
NAVY	IN Indianapolis		NAC (Production Support B/633)	1 498	1 498	498
NAVY	PA Philadelphia		Naval Aviation Support Office	6 260	6 260	65
NAVY	CA Oakland Naval		Naval Supply Center	1 161	1 161	161
NAVY	FL Pensacola NAS		Naval Supply Center	2 131	2 131	87
NAVY	PA Mechanicsburg		Navy Ships Parts Control Center	9 354	9 354	313
AIR FORC:	NM Holloman AFB		49 TFW/LGC	2 298	2 298	70
<b>TOTAL</b>	<b>5120 Hand Tools, Nonedged, Nonpowered</b>			<b>78 6,209</b>	<b>68 5,748</b>	<b>3,067</b>

Prepared by:

Washington Headquarters Services  
Directorate for Information  
Operations and Reports

# Prime Contract Awards by FSC/SVC and Purchasing Office in Excess of \$100,000

Dollars In Thousands  
FY 1992

## 5130 Hand Tools. Power Driven

DEPT	STATE	CITY	PURCHASE OFFICE	TOTAL ALL AWARDS ACTIONS	AWARDS DOLLARS	U. S. BUSINESS ACTIONS	BUSINESS DOLLARS	SMALL BUSINESS ACTIONS	BUSINESS DOLLARS
ARMY	MI	Warren	USA Tank-Automotive Command	2	5,586	2	5,586	1	3,716
NAVY	DC	Washington	Marine Corps	4	246	4	246	3	215
NAVY	PA	Philadelphia	Naval Aviation Support Office	3	110	3	110	2	83
NAVY	WA	Bremerton	Naval Supply Center Puget Sound	3	208	2	176	1	151
NAVY	PA	Mechanicsburg	Navy Ships Parts Control Center	2	430	2	430	2	430
AIR FORCE	GA	Robins AFB	Warner Robins ALC/LKK	4	869	4	869	4	869
OCE	MS	Vicksburg	USA Engineer District Vicksburg	3	550	3	550	3	550
TOTAL 5130 Hand Tools. Power Driven				25	8,199	23	8,132	18	6,143

Prepared by:

Washington Headquarters Services  
Directorate for Information  
Operations and Reports

# Prime Contract Awards by FSC/SVC and Purchasing Office in Excess of \$100,000

Dollars In Thousands

FY 1992

5133 Drill Bits, Counterbores, and Countersinks

DEPT	STATE	CITY	PURCHASE OFFICE	TOTAL ALL AWARDS ACTIONS	DOLLARS	U. S. BUSINESS ACTIONS	DOLLARS	SMALL BUSINESS ACTIONS	DOLLARS
NAVY	FL	Jacksonville	Naval Supply Center	2	131	2	131	2	131
TOTAL 5133 Drill Bits, Counterbores, and Countersinks				2	131	2	131	2	131

Prepared by:  
Washington Headquarters Services  
Directorate for Information  
Operations and Reports

ST 28

# Prime Contract Awards by FSC/SVC and Purchasing Office in Excess of \$100,000

Dollars In Thousands

FY 1992

5136 Taps, Dies, and Collets: Hand and Machine

DEPT	STATE	CITY	PURCHASE OFFICE	TOTAL ALL AWARDS ACTIONS	DOLLARS	U. S. BUSINESS ACTIONS	DOLLARS	SMALL BUSINESS ACTIONS	DOLLARS
ARMY	IL	Rock Island	Rock Island Arsenal	1	113	1	113	0	0
TOTAL	5136 Taps, Dies, and Collets:	Hand and Machine		2	141	1	113	0	0

Prepared by:  
Washington Headquarters Services  
Directorate for Information  
Operations and Reports

ST 28 Prime Contract Awards by FSC/SVC and  
Purchasing Office in Excess of \$100,000

Dollars In Thousands  
FY 1992

5140 Tool and Hardware Boxes		PURCHASE OFFICE	TOTAL ALL AWARDS ACTIONS	DOLLARS	U.S. BUSINESS ACTIONS	DOLLARS	SMALL BUSINESS ACTIONS	DOLLARS
DEPT	STATE CITY	Naval Air Engineering Center	1	535	0	0	0	0
NAVY	NJ Lakehurst		13	1,123	4	217	1	43
TOTAL 5140 Tool and Hardware Boxes								

Prepared by:  
Washington Headquarters Services  
Directorate for Information  
Operations and Reports

# Prime Contract Awards by FSC/SVC and Purchasing Office in Excess of \$100,000

Dollars In Thousands  
FY 1992

## 5180 Sets, Kits and Outfits of Hand Tools

DEPT	STATE	CITY	PURCHASE OFFICE	TOTAL ALL AWARDS ACTIONS	DOLLARS	U. S. BUSINESS ACTIONS	DOLLARS	SMALL BUSINESS ACTIONS	DOLLARS
ARMY	IL	Rock Island	HQ AMCCOM	3	228	3	228	3	228
ARMY	MO	St. Louis	USA Aviation Systems Command	1	161	0	0	0	0
ARMY	MI	Warren	USA Tank-Automotive Command	5	2,240	5	2,240	1	159
ARMY	MO	St. Louis	USA Troop Support Cmd (TROSCOM)	2	463-	2	463-	2	463-
ARMY	AZ	Phoenix	USPFO for Arizona	3	307	3	307	0	0
ARMY	MI	Lansing	USPFO for Michigan	3	262	3	262	0	0
ARMY	PA	Annville	USPFO for Pennsylvania	1	223	1	223	1	223
NAVY	IN	Indianapolis	NAC (Production Support B/633)	4	461	4	461	4	461
NAVY	NJ	Lakehurst	Naval Air Engineering Center	1	1,180	1	1,180	1	1,180
NAVY	PA	Philadelphia	Naval Aviation Support Office	3	342	3	342	1	57
NAVY	PA	Mechanicsburg	Naval Ships Parts Control Center	1	299	1	299	1	299
AIR FORCE	UT	Mountain Home AFB	366 TFW/LGC	2	132	0	0	0	0
AIR FORCE	OK	Tinker AFB	Ogden ALC/LAK	6	7,046	1	1,554	1	1,554
AIR FORCE	TX	Kelly AFB	Oklahoma City ALC/LAD	1	103	1	103	1	103
AIR FORCE	TX	Kelly AFB	San Antonio ALC/LAK	2	337	0	0	0	0
AIR FORCE	TX	Kelly AFB	San Antonio ALC/LDK	2	335	2	335	1	270
AIR FORCE	GA	Robins AFB	Warner Robins ALC/LKK	13	1,319	9	980	7	584
<b>TOTAL</b>			<b>5180 Sets, Kits and Outfits of Hand Tools</b>	<b>67</b>	<b>15,180</b>	<b>48</b>	<b>8,481</b>	<b>29</b>	<b>4,934</b>

Prepared by:

Washington Headquarters Services  
Directorate for Information  
Operations and Reports

# Prime Contract Awards by FSC/SVC and Purchasing Office in Excess of \$100,000

Dollars In Thousands  
FY 1992

5210 Measuring Tools, Craftsmen's		PURCHASE OFFICE		TOTAL ALL AWARDS	U.S. BUSINESS	SMALL BUSINESS
DEPT	STATE CITY			ACTIONS	ACTIONS	DOLLARS
ARMY	AL Redstone Arsenal	USA Missile Command		1	1	263
ARMY	MI Warren	USA Tank-Automotive Command		2	0	0
AIR FORCE	OH Newark Air Force	StaAGMC/PK		1	1	219
AIR FORCE	GA Robins AFB	Warner Robins ALC/LKK		2	2	134
<b>TOTAL</b>	<b>5210 Measuring Tools, Craftsmen's</b>			<b>10</b>	<b>8</b>	<b>778</b>

Prepared by:

Washington Headquarters Services  
Directorate for Information  
Operations and Reports



# Prime Contract Awards by FSC/SVC and Purchasing Office in Excess of \$100,000

Dollars In Thousands

FY 1992

## 5220 Inspection Gauges & Precision Layout Tools

DEPT	STATE	CITY	PURCHASE OFFICE	TOTAL ALL AWARDS ACTIONS	AWARDS DOLLARS	U. S. BUSINESS ACTIONS	BUSINESS DOLLARS	SMALL BUSINESS ACTIONS	BUSINESS DOLLARS
ARMY	MI	Warren	USA Tank-Automotive Command	2	111	0	0	0	0
NAVY	DC	Washington	Marine Corps	2	142	2	142	2	142
NAVY	NJ	Lakehurst	Naval Air Engineering Center	1	131	1	131	0	0
NAVY	CA	San Diego	Naval Regional Contracting Ctr	2	139	2	139	1	41
NAVY	DC	Washington	Naval Regional Contracting Ctr	1	518	0	0	0	0
NAVY	NH	Portsmouth	Portsmouth Naval Shipyard	1	105	1	105	1	105
AIR FORCE	GA	Robins AFB	Warner Robins ALC/LKK	7	434	4	318	4	318
DLA	OH	Columbus	Defense Construction Supply Ctr	1	113	0	0	0	0
<b>TOTAL</b>			<b>5220 Inspection Gauges &amp; Precision Layout Tools</b>	<b>25</b>	<b>2,056</b>	<b>18</b>	<b>1,198</b>	<b>14</b>	<b>872</b>

Prepared by:

Washington Headquarters Services  
Directorate for Information  
Operations and Reports

# Prime Contract Awards by FSC/SVC and Purchasing Office in Excess of \$100,000

Dollars In Thousands

FY 1992

## 5280 Sets, Kits and Outfits of Measuring Tools

DEPT	STATE	CITY	PURCHASE OFFICE	TOTAL ALL AWARDS ACTIONS	DOLLARS	U.S. BUSINESS ACTIONS	DOLLARS	SMALL BUSINESS ACTIONS	DOLLARS
ARMY	VA	Fort Eustis	Aviation Applied Technology Dir	1	154	1	154	1	154
NAVY	SC	Charleston NWS	Naval Electronic Systems Enginee	1	189	1	189	1	189
<b>TOTAL</b>		<b>5280 Sets, Kits and Outfits of Measuring Tools</b>		<b>7</b>	<b>643</b>	<b>6</b>	<b>596</b>	<b>5</b>	<b>514</b>

Prepared by:

Washington Headquarters Services  
Directorate for Information  
Operations and Reports

ST 28

# Prime Contract Awards by FSC/SVC and Purchasing Office in Excess of \$100,000

Dollars In Thousands

FY 1992

5305 Screws

DEPT	STATE	CITY	PURCHASE OFFICE	TOTAL ALL ACTIONS	AWARDS DOLLARS	U. S. ACTIONS	BUSINESS DOLLARS	SMALL ACTIONS	BUSINESS DOLLARS
NAVY	PA	Philadelphia	Naval Aviation Support Office	4	172	4	172	1	37
NAVY	PA	Mechanicsburg	Navy Ships Parts Control Center	5	202	4	164	4	164
AIR FORCE	OK	Tinker AFB	Oklahoma City ALC/LPO	2	120	2	120	2	120
AIR FORCE	TX	Kealy AFB	San Antonio ALC/LPK	3	119	3	119	2	80
DLA	PA	Philadelphia	Defense Industrial Supply Center	51	4,920	47	4,665	18	2,467
<b>TOTAL</b>		<b>5305 Screws</b>		<b>73</b>	<b>5,636</b>	<b>67</b>	<b>5,292</b>	<b>30</b>	<b>2,895</b>

Prepared by:

Washington Headquarters Services  
 Directorate for Information  
 Operations and Reports

# Prime Contract Awards by FSC/SVC and Purchasing Office in Excess of \$100,000

Dollars In Thousands  
FY 1992

5306 Bolts		PURCHASE OFFICE		TOTAL ALL AWARDS	U. S. BUSINESS	SMALL BUSINESS
DEPT	STATE CITY			ACTIONS DOLLARS	ACTIONS DOLLARS	ACTIONS DOLLARS
ARMY	IL Rock Island	HQ AMCCOM		1 127	1 127	1 127
ARMY	MO St. Louis	USA Aviation Systems Command		13 1,435	13 1,435	8 1,080
NAVY	PA Philadelphia	Naval Aviation Support Office		14 1,539	12 1,412	5 1,145-
NAVY	DC Washington	Naval Space & Warfare Sys Cmd		1 175	1 175	1 175
NAVY	PA Mechanicsburg	Navy Ships Parts Control Center		5 300	5 300	5 300
AIR FORCE	UT Hill AFB	Ogden ALC/LIK		5 371	5 371	4 317
AIR FORCE	OK Tinker AFB	Oklahoma City ALC/LPO		8 611	8 611	3 148
AIR FORCE	GA Robins AFB	Warner Robins ALC/LJK		3 141	3 141	1 25
DLA	PA Philadelphia	Defense Industrial Supply Center		46 4,089	44 3,981	25 1,415
<b>TOTAL</b>	<b>5306 Bolts</b>			<b>110 8,391</b>	<b>106 8,156</b>	<b>62 3,728</b>

Prepared by:

Washington Headquarters Services  
Directorate for Information  
Operations and Reports

ST 28

# Prime Contract Awards by FSC/SVC and Purchasing Office in Excess of \$100,000

Dollars In Thousands

FY 1992

5307 Studs		PURCHASE OFFICE		TOTAL ALL AWARDS	U.S. BUSINESS	SMALL BUSINESS
DEPT	STATE CITY			ACTIONS DOLLARS	ACTIONS DOLLARS	ACTIONS DOLLARS
NAVY	PA Philadelphia	Naval Aviation Support Office	2	341	1	316
NAVY	PA Mechanicsburg	Navy Ships Parts Control Center	4	151	4	151
DLA	PA Philadelphia	Defense Industrial Supply Center	4	322	4	322
<b>TOTAL</b>	<b>5307 Studs</b>		<b>12</b>	<b>887</b>	<b>11</b>	<b>862</b>

Prepared by:  
Washington Headquarters Services  
Directorate for Information  
Operations and Reports

# Prime Contract Awards by FSC/SVC and Purchasing Office in Excess of \$100,000

Dollars In Thousands

FY 1992

5310 Nuts and Washers		PURCHASE OFFICE	TOTAL ALL AWARDS		U. S. BUSINESS		SMALL BUSINESS	
DEPT	STATE CITY		ACTIONS	DOLLARS	ACTIONS	DOLLARS	ACTIONS	DOLLARS
ARMY	MO St. Louis	USA Aviation Systems Command	9	455	9	455	6	273
ARMY	MI Warren	USA Tank-Automotive Command	8	355	8	355	6	280
NAVY	PA Philadelphia	Naval Aviation Support Office	8	2,086	7	1,996	3	1,718
NAVY	PA Philadelphia NAVSA	Naval Aviation Support Office	1	227	1	227	1	227
NAVY	NY New York	Naval Regional Contracting Ctr	11	1,689	0	0	0	0
NAVY	PA Mechanicsburg	Navy Ships Parts Control Center	16	996	16	996	6	331
AIR FORCE	UT Hill AFB	Ogden ALC/LIK	6	368	6	368	1	29
AIR FORCE	OK Tinker AFB	Oklahoma City ALC/LPO	12	676	12	676	5	227
AIR FORCE	TX Kelly AFB	San Antonio ALC/LPK	11	451	11	451	7	273
DLA	PA Philadelphia	Defense Industrial Supply Center	103	5,957	102	5,903	31	1,482
<b>TOTAL 5310 Nuts and Washers</b>			<b>191</b>	<b>13,442</b>	<b>178</b>	<b>11,610</b>	<b>69</b>	<b>4,918</b>

Prepared by:

Washington Headquarters Services  
Directorate for Information  
Operations and Reports

# Prime Contract Awards by FSC/SVC and Purchasing Office in Excess of \$100,000

Dollars In Thousands  
FY 1992

5315 Nails, Keys and Pins		PURCHASE OFFICE	TOTAL ALL AWARDS		U. S. BUSINESS		SMALL BUSINESS	
DEPT	STATE CITY		ACTIONS	DOLLARS	ACTIONS	DOLLARS	ACTIONS	DOLLARS
ARMY	IL Rock Island	HQ AMCCOM	2	129	2	129	2	129
ARMY	MO St. Louis	USA Aviation Systems Command	6	499	6	499	2	132
NAVY	PA Philadelphia	Naval Aviation Support Office	6	764	6	764	2	175
NAVY	PA Philadelphia NAVSA	Naval Aviation Support Office	3	618	3	618	2	671
NAVY	SC Charleston	Naval Supply Center	1	433	1	433	0	0
NAVY	PA Mechanicsburg	Navy Ships Parts Control Center	6	967	6	967	1	51
AIR FORCE	TX Kelly AFB	San Antonio ALC/LPK	9	626	9	626	7	493
AIR FORCE	TX Kelly AFB	San Antonio ALC/PK	1	141-	1	141-	0	0
DLA	PA Philadelphia	Defense Industrial Supply Center	9	601	9	601	6	412
<b>TOTAL 5315 Nails, Keys and Pins</b>			<b>44</b>	<b>4,560</b>	<b>44</b>	<b>4,560</b>	<b>23</b>	<b>2,028</b>

Prepared by:

Washington Headquarters Services  
Directorate for Information  
Operations and Reports

ST 28

# Prime Contract Awards by FSC/SVC and Purchasing Office in Excess of \$100,000

Dollars In Thousands

FY 1992

5320 Rivets		PURCHASE OFFICE		TOTAL ALL AWARDS	U.S. BUSINESS	SMALL BUSINESS
DEPT	STATE CITY			ACTIONS DOLLARS	ACTIONS DOLLARS	ACTIONS DOLLARS
NAVY	PA Philadelphia	Naval Aviation Support Office	2	162	2	162
NAVY	VA Norfolk	Naval Supply Center	8	1,029	8	1,029
AIR FORCE	UT Hill AFB	Ogden ALC/LIK	1	101	1	101
DLA	PA Philadelphia	Defense Industrial Supply Center	53	2,898	51	2,844
<b>TOTAL</b>	<b>5320 Rivets</b>		<b>67</b>	<b>4,340</b>	<b>65</b>	<b>4,286</b>

Prepared by:  
 Washington Headquarters Services  
 Directorate for Information  
 Operations and Reports



# Prime Contract Awards by FSC/SVC and Purchasing Office in Excess of \$100,000

Dollars In Thousands

FY 1992

5325 Fastening Devices		PURCHASE OFFICE	TOTAL ALL AWARDS		U. S. BUSINESS		SMALL BUSINESS	
DEPT	STATE CITY		ACTIONS	DOLLARS	ACTIONS	DOLLARS	ACTIONS	DOLLARS
ARMY	MO St. Louis	USA Aviation Systems Command Defense Industrial Supply Center	1	111	1	111	1	111
DLA	PA Philadelphia		12	831	12	831	6	490
<b>TOTAL 5325 Fastening Devices</b>			<b>14</b>	<b>1,019</b>	<b>14</b>	<b>1,019</b>	<b>8</b>	<b>679</b>

Prepared by:  
Washington Headquarters Services  
Directorate for Information  
Operations and Reports

# Prime Contract Awards by FSC/SVC and Purchasing Office in Excess of \$100,000

Dollars In Thousands

FY 1992

5330 Packing and Gasket Materials

DEPT	STATE	CITY	PURCHASE OFFICE	TOTAL ALL AWARDS ACTIONS	DOLLARS	U. S. BUSINESS ACTIONS	DOLLARS	SMALL BUSINESS ACTIONS	BUSINESS DOLLARS
ARMY	IL	Rock Island	HQ AMCCOM	3	215	3	215	3	215
ARMY	IL	Rock Island	Rock Island Arsenal	2	106	2	106	0	0
ARMY	MO	St. Louis	USA Aviation Systems Command	24	1,601	24	1,601	7	438
ARMY	MI	Warren	USA Tank-Automotive Command	50	5,120	50	5,120	23	2,508
NAVY	PA	Philadelphia	Naval Aviation Support Office	47	5,750	48	5,652	28	4,406
NAVY	PA	Philadelphia	Naval Aviation Support Office	2	199	2	199	0	0
NAVY	CA	Long Beach	Naval Regional Contracting Ctr	4	275	3	195	2	129
NAVY	NY	New York	Naval Regional Contracting Ctr	3	340	0	0	0	0
NAVY	VA	Norfolk	Naval Shipyard	2	207	2	207	1	116
NAVY	HI	Pearl Harbor	Naval Supply Center	1	102	1	102	0	0
NAVY	SC	Charleston	Naval Supply Center	3	357	2	126	0	0
NAVY	WA	Bremerton	Naval Supply Center Puget Sound	4	522	4	522	0	0
NAVY	PA	Mechanicsburg	Navy Ships Parts Control Center	25	2,092	24	2,027	11	658
NAVY	HI	PRL HRBR	Navy Shipyard	3	188	3	188	0	0
AIR FORCE	UT	Hill AFB	Ogden ALC/LAK	3	112	3	112	0	0
AIR FORCE	UT	Hill AFB	Ogden ALC/LIK	6	395	6	395	1	44
AIR FORCE	OK	Tinker AFB	Oklahoma City ALC/LID	6	347	6	347	4	193
AIR FORCE	OK	Tinker AFB	Oklahoma City ALC/LPO	11	489	11	489	8	340
AIR FORCE	TX	Kelly AFB	San Antonio ALC/LDK	8	324	8	324	7	287
AIR FORCE	TX	Kelly AFB	San Antonio ALC/LPK	9	908	9	908	2	359
AIR FORCE	GA	Robins AFB	Warner Robins ALC/LBK	2	133	2	133	1	36
DLA	PA	Philadelphia	Defense Industrial Supply Center	111	8,107	106	7,759	59	3,567
<b>TOTAL</b>		<b>5330 Packing and Gasket Materials</b>		<b>340</b>	<b>28,414</b>	<b>327</b>	<b>27,173</b>	<b>162</b>	<b>13,473</b>

Prepared by:

Washington Headquarters Services  
Directorate for Information  
Operations and Reports

**Prime Contract Awards by FSC/SVC and  
Purchasing Office in Excess of \$100,000**

Dollars In Thousands

FY 1992

5335 Metal Screening		PURCHASE OFFICE	TOTAL ALL AWARDS		U.S. BUSINESS		SMALL BUSINESS	
DEPT	STATE CITY		ACTIONS	DOLLARS	ACTIONS	DOLLARS	ACTIONS	DOLLARS
DLA	PA Philadelphia	Defense Industrial Supply Center	2	118	2	118	2	118
<b>TOTAL</b>	<b>5335 Metal Screening</b>		<b>2</b>	<b>118</b>	<b>2</b>	<b>118</b>	<b>2</b>	<b>118</b>

Prepared by:  
Washington Headquarters Services  
Directorate for Information  
Operations and Reports

# Prime Contract Awards by FSC/SVC and Purchasing Office in Excess of \$100,000

Dollars In Thousands  
FY 1992

5340 Miscellaneous Hardware

DEPT	STATE	CITY	PURCHASE OFFICE	TOTAL ALL AWARDS ACTIONS	TOTAL ALL AWARDS DOLLARS	U. S. BUSINESS ACTIONS	U. S. BUSINESS DOLLARS	SMALL BUSINESS ACTIONS	SMALL BUSINESS DOLLARS
ARMY	IL	Rock Island	HQ AMCCOM	9	449	9	449	7	566
ARMY	NJ	Picatinny Arsenal	HQ AMCCOM	1	106	1	106	1	106
ARMY	MO	St. Louis	USA Aviation Systems Command	14	884	14	884	6	442
ARMY	NJ	Fort Monmouth	USA Comm & Electronics Command	2	228-	2	228-	1	70
ARMY	MI	Warren	USA Tank-Automotive Command	29	931	27	841	24	748
ARMY	MO	St. Louis	USA Troop Support Cmd (TROSCOM)	5	820	5	820	5	820
NAVY	PA	Philadelphia	Naval Aviation Support Office	29	3,449	29	3,449	8	519
NAVY	PA	Philadelphia	Naval Aviation Support Office	7	910	7	910	3	623
NAVY	KY	Louisville	Naval Aviation Support Office	4	466	4	466	3	126
NAVY	SC	Charleston	Naval Ordnance Station	2	117	2	117	2	117
NAVY	VA	Norfolk	Naval Supply Center	2	245	2	245	2	245
NAVY	VA	Bremerton	Naval Supply Center	3	234	3	234	3	234
NAVY	WA	Newport	Naval Supply Center Puget Sound	3	226	3	226	3	226
NAVY	RI	Crane	Naval Underwtr Sys Ctr (Code 921)	7	911	7	911	7	911
NAVY	IN	Crane	Naval Weapons Support Center	7	911	7	911	7	911
NAVY	PA	Mechanicsburg	Navy Ships Parts Control Center	19	1,307	19	1,307	5	376
AIR FORCE	AK	Elmendorf AFB	3 CONS/LGC	2	107	2	107	2	107
AIR FORCE	GA	Moody AFB	347 TFW/LGC	1	343	1	343	1	343
AIR FORCE	NY	New York	Det2 7000 CONS/LGC	2	159	2	159	0	0
AIR FORCE	UT	Hill AFB	Ogden ALC/LAK	6	431	6	431	1	51-
AIR FORCE	OK	Tinker AFB	Okiahoma City ALC/LAD	5	448	5	448	5	448
AIR FORCE	OK	Tinker AFB	Okiahoma City ALC/LID	3	105	3	105	1	26
AIR FORCE	TX	Kelly AFB	San Antonio ALC/LDK	6	219	5	174	4	141
AIR FORCE	TX	Kelly AFB	San Antonio ALC/LPK	10	391	9	331	4	170
AIR FORCE	GA	Robins AFB	Warner Robins ALC/LBK	1	142	1	142	0	0
AIR FORCE	GA	Robins AFB	Warner Robins ALC/LJK	2	133	2	133	2	133
AIR FORCE	GA	Robins AFB	Warner Robins ALC/LMK	3	577	3	577	0	0
AIR FORCE	GA	Robins AFB	Warner Robins ALC/PAK	5	326	5	326	0	0
DLA	PA	Philadelphia	Defense Industrial Supply Center	88	7,716	86	7,530	48	4,549
TOTAL		5340 Miscellaneous Hardware		306	22,796	295	21,819	172	12,387

Prepared by:

Washington Headquarters Services  
Directorate for Information  
Operations and Reports

ST 28

# Prime Contract Awards by FSC/SVC and Purchasing Office in Excess of \$100,000

Dollars In Thousands

FY 1992

5345 Disks and Stones, Abrasive

DEPT	STATE	CITY	PURCHASE OFFICE	TOTAL ALL AWARDS ACTIONS	DOLLARS	U.S. BUSINESS ACTIONS	DOLLARS	SMALL BUSINESS ACTIONS	DOLLARS
ARMY	MO	St. Louis	USA Aviation Systems Command	1	166-	1	166-	0	0
TOTAL	5345 Disks and Stones, Abrasive			1	166-	1	166-	0	0

Prepared by:

Washington Headquarters Services  
Directorate for Information  
Operations and Reports

# Prime Contract Awards by FSC/SVC and Purchasing Office in Excess of \$100,000

Dollars In Thousands

FY 1992

5350 Abrasive Materials		PURCHASE OFFICE		TOTAL ALL AWARDS	U. S. BUSINESS	SMALL BUSINESS
DEPT	STATE CITY			ACTIONS DOLLARS	ACTIONS DOLLARS	ACTIONS DOLLARS
NAVY	CA Long Beach	Naval Shipyard		5 163	5 163	5 163
NAVY	VA Norfolk	Naval Shipyard		8 665	8 665	8 665
NAVY	HI PRL HRBR	NAV SHIPYD		3 225	3 225	3 225
AIR FORCE	UT Hill	AFB	Ogden ALC/PKO	3 126	0 0	0 0
AIR FORCE	TX Kelly	AFB	San Antonio ALC/PKO	2 457	2 457	2 457
<b>TOTAL</b>	<b>5350 Abrasive Materials</b>			<b>26 1,880</b>	<b>20 1,604</b>	<b>18 1,475</b>

Prepared by:

Washington Headquarters Services  
Directorate for Information  
Operations and Reports

# Prime Contract Awards by FSC/SVC and Purchasing Office in Excess of \$100,000

Dollars In Thousands

FY 1992

5355 Knobs and Pointers

DEPT	STATE	CITY	PURCHASE OFFICE	TOTAL ALL AWARDS ACTIONS	TOTAL ALL AWARDS DOLLARS	U.S. BUSINESS ACTIONS	U.S. BUSINESS DOLLARS	SMALL BUSINESS ACTIONS	SMALL BUSINESS DOLLARS
NAVY	IN	Indianapolis	NAC (Prod Support Branch B/631)	1	8,944	1	8,944	1	8,944
NAVY	IN	Indianapolis	NAC (Repairs Branch B/641)	1	1,934	1	1,934	1	1,934
DLA	VA	Richmond	Defense General Supply Center	1	133	1	133	0	0
<b>TOTAL</b>		<b>5355 Knobs and Pointers</b>		<b>4</b>	<b>11,039</b>	<b>4</b>	<b>11,039</b>	<b>3</b>	<b>10,905</b>

Prepared by:

Washington Headquarters Services  
Directorate for Information  
Operations and Reports

# Prime Contract Awards by FSC/SVC and Purchasing Office in Excess of \$100,000

Dollars In Thousands

FY 1992

5360 Coil, flat and Wire Springs		PURCHASE OFFICE		TOTAL ALL AWARDS	U. S. BUSINESS	SMALL BUSINESS			
DEPT	STATE CITY			ACTIONS DOLLARS	ACTIONS DOLLARS	ACTIONS DOLLARS			
ARMY	IL Rock Island	Rock Island Arsenal	4	548	3	3			
ARMY	MI Warren	USA Tank-Automotive Command	4	439	4	4			
NAVY	PA Philadelphia	Naval Aviation Support Office	1	184	0	0			
AIR FORCE	UT Hill AFB	Ogden ALC/LIK	2	161	2	1			
DLA	PA Philadelphia	Defense Industrial Supply Center	3	315	3	1			
TOTAL 5360 Coil, flat and Wire Springs				29	2,090	23	1,628	17	1,283

Prepared by:

Washington Headquarters Services  
Directorate for Information  
Operations and Reports

313



# Prime Contract Awards by FSC/SVC and Purchasing Office in Excess of \$100,000

Dollars In Thousands

FY 1992

## 5365 Rings, Shims and Spacers

DEPT	STATE	CITY	PURCHASE OFFICE	TOTAL ALL AWARDS ACTIONS	TOTAL ALL AWARDS DOLLARS	U. S. BUSINESS ACTIONS	U. S. BUSINESS DOLLARS	SMALL BUSINESS ACTIONS	SMALL BUSINESS DOLLARS
ARMY	IL	Rock Island	HQ AMCCOM	2	107	2	107	2	107
ARMY	MO	St. Louis	USA Aviation Systems Command	6	1,211	6	1,211	2	618
ARMY	MI	Warren	USA Tank-Automotive Command	3	385	3	385	3	385
NAVY	PA	Philadelphia	Naval Aviation Support Office	31	1,792	19	1,004	14	858
NAVY	PA	Mechanicsburg	Navy Ships Parts Control Center	8	234	8	234	6	188
AIR FORCE	UT	Hill AFB	Ogden ALC/LIK	4	256	4	256	2	147
DLA	PA	Philadelphia	Defense Industrial Supply Center	13	773	12	726	4	211
OCE	AR	Little Rock	USA Engineer Dist Little Rock	1	175	1	175	0	0
<b>TOTAL</b>		<b>5365 Rings, Shims and Spacers</b>		<b>77</b>	<b>5,318</b>	<b>62</b>	<b>4,364</b>	<b>36</b>	<b>2,422</b>

Prepared by:

Washington Headquarters Services  
Directorate for Information  
Operations and Reports

# Prime Contract Awards by FSC/SVC and Purchasing Office in Excess of \$100,000

Dollars In Thousands

FY 1992

## 5410 Prefabricated and Portable Buildings

DEPT	STATE	CITY	PURCHASE OFFICE	TOTAL ALL AWARDS ACTIONS DOLLARS	U. S. BUSINESS ACTIONS DOLLARS	SMALL BUSINESS ACTIONS DOLLARS
ARMY	NC	Fort Bragg	Directorate of Contracting	5 344	5 344	5 344
ARMY	WI	Fort McCoy	Directorate of Contracting	2 156	2 156	2 156
ARMY	NY	New York	Regional Contrng Off Frankfurt	1 145	0 0	0 0
ARMY	NY	New York	Regional Contrng Off Hanau	3 350	0 0	0 0
ARMY	TX	Fort Hood	Regional Contrng Off Seckenheim	1 479	0 0	0 0
ARMY	MO	Kansas City	US Army OPTEC Contracting Activity	1 420	1 479	1 479
ARMY	WA	Seattle	USA Engineer District Kansas City	1 143	1 143	1 143
ARMY	HI	Fort Shafter	USA Engr Pacific District Seattle	1 1,454	1 1,454	1 1,454
ARMY	VA	Fort Belvoir	USA Engr Intelligence & Security Cmd	1 202	1 843	0 0
ARMY	AL	Redstone Arsenal	USA Missile Command	4 202	4 202	4 202
ARMY	MA	Natick	USA Natick Resch Devl & Engrng	6 1,469	6 1,469	6 1,469
ARMY	MO	St. Louis	USA Troop Support Cmd (TROSCOM)	2 3,566	2 3,566	2 3,566
ARMY	AZ	Yuma	USA Yuma Proving Ground	6 324	6 324	6 324
ARMY	CT	Hartford	USPFO for Connecticut	2 109	2 109	0 0
ARMY	HI	Honolulu	USPFO for Hawaii	2 185	2 185	2 185
ARMY	NC	Raleigh	USPFO for North Carolina	1 163	1 163	1 163
ARMY	SC	Columbia	USPFO for South Carolina	2 191	2 191	0 0
NAVY	DC	Washington	Marine Corps	21 1,893	21 1,893	21 1,893
NAVY	DC	Washington	Marine Corps Combat Dev Command	1 112	1 112	1 112
NAVY	VA	Norfolk	Marine Corps Sealift Command	1 121	1 121	1 121
NAVY	CA	Point Mugu	Naval Air Station	1 0	1 0	1 0
NAVY	NY	New York	Naval Regional Contracting Ctr	3 133	3 133	3 133
NAVY	CA	Mare ISL NAV SHIPYD	Naval Shipyard	2 176	2 176	2 176
NAVY	VA	Norfolk NAV SHIPYD	Naval Shipyard	2 161	2 161	2 161
NAVY	CA	Oakland Naval Supply Center	Naval Supply Center	1 168	1 168	1 168
NAVY	FL	Jacksonville	Naval Supply Center	2 204	2 204	2 204
NAVY	SC	Charleston	Naval Supply Center	4 327	4 327	4 327
NAVY	VA	Norfolk	Naval Supply Center	3 164	3 164	3 164
NAVY	WA	Bremerton	Naval Supply Center Puget Sound	7 1,048	7 1,048	7 1,048
NAVY	CA	China Lake MWC	Naval Weapons Center	1 152	1 152	1 152
NAVY	CA	San Diego	Navy Ocean System Center Code 50	1 121	1 121	1 121
AIR FORCE	CA	March AFB	22 CONS/LGC	1 192	1 192	1 192
AIR FORCE	GA	Moody AFB	347 TFW/LGC	1 184	1 184	1 184
AIR FORCE	SC	Shaw AFB	363 TFW/LGC	3 333	3 299	3 299
AIR FORCE	IL	Scott AFB	375 CONS/LGC	1 148	1 148	1 148
AIR FORCE	TX	Lackland AFB	394 CONS/CC	4 429	4 429	4 429
AIR FORCE	DE	Dover Air Force Base	436 CONS/LGC	4 989	4 989	4 989
AIR FORCE	MA	Westover AFB	439 LSS/LGC	1 141	1 141	1 141
AIR FORCE	OK	Altus Air Force Base	443 CONS/LGC	2 190	2 190	2 190
			2nd Floor Ste 201			

Prepared by:

Washington Headquarters Services  
Directorate for Information  
Operations and Reports

# Prime Contract Awards by FSC/SVC and Purchasing Office in Excess of \$100,000

Dollars In Thousands  
FY 1992

## 5410 Prefabricated and Portable Buildings

DEPT	STATE	CITY	PURCHASE OFFICE	TOTAL ALL AWARDS ACTIONS	TOTAL ALL AWARDS DOLLARS	U. S. BUSINESS ACTIONS	U. S. BUSINESS DOLLARS	SMALL BUSINESS ACTIONS	SMALL BUSINESS DOLLARS
AIR FORCE	VA	Langley AFB	4500 ABW/LGC	2	108	1	141	0	0
AIR FORCE	FL	Patrick AFB	45th CONS/PK	1	142	1	142	1	142
AIR FORCE	CA	Castle AFB	BMM/LGC	1	127	1	127	1	127
AIR FORCE	WY	F. E. Warren AFB	SMM/LGC	1	120	1	120	1	120
AIR FORCE	GA	Robins AFB	Warner Robins ALC/LVK	10	664	10	664	7	362
DLA	OH	Columbus	Defense Construction Supply Ctr	6	781	6	781	6	781
DLA	TN	Memphis	Defense Industrial Plant Equip	6	1,163	6	1,163	6	1,163
OCE	MS	Vicksburg	USA Engr Waterways Exp Station	3	1,511	3	1,511	3	1,511
TOTAL			5410 Prefabricated and Portable Buildings	216	25,708	194	24,170	180	22,077

Prepared by:

Washington Headquarters Services  
Directorate for Information  
Operations and Reports

ST 28

# Prime Contract Awards by FSC/SVC and Purchasing Office in Excess of \$100,000

Dollars In Thousands

FY 1992

## 5411 Rigid Wall Shelters

DEPT	STATE	CITY	PURCHASE OFFICE	TOTAL ALL ACTIONS	AWARDS DOLLARS	U.S. BUSINESS ACTIONS	BUSINESS DOLLARS	SMALL BUSINESS ACTIONS	BUSINESS DOLLARS
ARMY	VA	Warrenton	HQ US Army Garrison	4	1,176	4	1,176	0	0
ARMY	MO	St. Louis	USA Troop Support Cmd (TROSCOM)	3	23,530	3	23,530	1	8,469
NAVY	VA	Quantico MCD&EC	Marine Corps Systems Command	2	8,033	2	8,033	0	0
NAVY	NJ	Lakehurst	Naval Air Engineering Center	1	9,176	1	9,176	1	9,176
NAVY	CA	Mare ISL NAV SHIPYD	Naval Shipyard	1	304	1	304	1	304
NAVY	VA	Dahlgren	Naval Surface Weapons Center	1	188	1	188	1	188
AIR FORCE	OK	Tinker AFB	CSC/PK	1	2,427	1	2,427	1	2,427
AIR FORCE	CA	McClellan AFB	Sacramento ALC/LMK	2	962	2	962	1	898
<b>TOTAL</b>		<b>5411 Rigid Wall Shelters</b>		<b>17</b>	<b>45,908</b>	<b>17</b>	<b>45,908</b>	<b>8</b>	<b>21,574</b>

Prepared by:

Washington Headquarters Services  
Directorate for Information  
Operations and Reports

317

ST 28

# Prime Contract Awards by FSC/SVC and Purchasing Office in Excess of \$100,000

Dollars In Thousands

FY 1982

5420 Bridges, Fixed and Floating

DEPT	STATE	CITY	PURCHASE OFFICE	TOTAL ALL AWARDS DOLLARS	ACTIONS	U.S. BUSINESS DOLLARS	ACTIONS	SMALL BUSINESS DOLLARS	ACTIONS
ARMY	MO	St. Louis	USA Troop Support Cmd (TROSCOM)	1,217	3	1,173	2	1,173	2
TOTAL	5420	Bridges, Fixed and Floating		1,290	6	1,245	5	1,179	4

Prepared by:

Washington Headquarters Services  
Directorate for Information  
Operations and Reports

# Prime Contract Awards by FSC/SVC and Purchasing Office in Excess of \$100,000

Dollars In Thousands  
FY 1992

5430 Storage Tanks		PURCHASE OFFICE		TOTAL ALL AWARDS	U.S. BUSINESS	SMALL BUSINESS
DEPT	STATE CITY			ACTIONS DOLLARS	ACTIONS DOLLARS	ACTIONS DOLLARS
ARMY	MD Aberdeen PROV GRND	USA Aberdeen Proving Ground	3	298	3	298
ARMY	AL Redstone Arsenal	USA Missile Command	1	144	1	144
ARMY	MO St. Louis	USA Troop Support Cmd (TROSCOM)	16	23,802	16	23,802
ARMY	ME Augusta	USPFO for Maine	1	473	1	473
NAVY	DC Washington	Marine Corps	3	2,084-	3	2,084-
NAVY	HI Pearl Harbor NS	Naval Facilities Engineering Com	1	407	1	407
NAVY	WA Bremerton	Naval Supply Center Puget Sound	1	112	1	112
NAVY	CA San Diego	Navy Ocean System Center Code 50	1	190	1	190
AIR FORCE	TX Kelly AFB	San Antonio ALC/LDK	1	319	1	319
DLA	OH Columbus	Defense Construction Supply Ctr	3	407	3	407
<b>TOTAL</b>	<b>5430 Storage Tanks</b>		<b>44</b>	<b>24,835</b>	<b>43</b>	<b>24,788</b>
						<b>5,644</b>

Prepared by:  
Washington Headquarters Services  
Directorate for Information  
Operations and Reports

# Prime Contract Awards by FSC/SVC and Purchasing Office in Excess of \$100,000

Dollars In Thousands

FY 1992

## 5440 Scaffolding Equipment and Concrete Forms

DEPT	STATE	CITY	PURCHASE OFFICE	TOTAL ALL AWARDS ACTIONS	TOTAL ALL AWARDS DOLLARS	U.S. BUSINESS ACTIONS	U.S. BUSINESS DOLLARS	SMALL BUSINESS ACTIONS	SMALL BUSINESS DOLLARS
NAVY	FL	Jacksonville	Naval Supply Center	1	116	1	116	1	116
NAVY	WA	Bremerton	Naval Supply Center	2	470	2	470	1	422
NAVY	CA	China Lake NWC	Naval Weapons Center	1	147	1	147	1	147
AIR FORCE	TX	Kelly AFB	San Antonio ALC/PAO	2	198	0	0	0	0
DLA	OH	Columbus	Defense Construction Supply Ctr	4	204	4	204	4	204
OCE	TN	Nashville	USA Engineer District Nashville	2	127	0	0	0	0
<b>TOTAL</b>			<b>5440 Scaffolding Equipment and Concrete Forms</b>	<b>28</b>	<b>1,979</b>	<b>16</b>	<b>1,378</b>	<b>13</b>	<b>1,210</b>

Prepared by:

Washington Headquarters Services  
Directorate for Information  
Operations and Reports

# Prime Contract Awards by FSC/SVC and Purchasing Office in Excess of \$100,000

Dollars In Thousands  
FY 1992

5445 Prefabricated Tower Structures		PURCHASE OFFICE		TOTAL ALL AWARDS	U. S. BUSINESS	SMALL BUSINESS
DEPT	STATE CITY			ACTIONS DOLLARS	ACTIONS DOLLARS	ACTIONS DOLLARS
ARMY	AZ Yuma	USA Yuma Proving Ground		4 186	4 186	4 186
AIR FORCE	GA Robins AFB	Warner Robins ALC/LVK		1 219	1 219	1 219
<b>TOTAL</b>	<b>5445 Prefabricated Tower Structures</b>			<b>10 529</b>	<b>9 485</b>	<b>9 485</b>

Prepared by:  
Washington Headquarters Services  
Directorate for Information  
Operations and Reports



# Prime Contract Awards by FSC/SVC and Purchasing Office in Excess of \$100,000

Dollars In Thousands

FY 1992

## 5450 Miscellaneous Prefabricated Structures

DEPT	STATE	CITY	PURCHASE OFFICE	TOTAL ALL AWARDS ACTIONS	DOLLARS	U. S. BUSINESS ACTIONS	DOLLARS	SMALL BUSINESS ACTIONS	BUSINESS DOLLARS
ARMY	TX	Fort Bliss	Cdr USA Air Defense Artillery	2	244	2	244	2	244
ARMY	LA	Fort Polk	Directorate of Contracting	2	107	2	107	2	107
ARMY	WA	Fort Lewis	Directorate of Contracting	1	253	1	253	1	253
ARMY	NY	New York	Regional Contrng Off Wuerzburg	1	141	0	0	0	0
ARMY	CA	Sacramento	Sacramento Army Depot	1	194	1	194	0	0
ARMY	CA	Herlong	Sierra Army Depot	2	211	2	211	2	211
ARMY	PA	Tobyhanna	Tobyhanna Army Depot	1	183	1	183	1	183
ARMY	NY	Latham	USPFO for New York	2	331	2	331	2	331
ARMY	NY	San Juan	USPFO for Puerto Rico	1	131	0	0	0	0
ARMY	DC	Washington	Marine Corps	1	143	1	104	1	104
NAVY	VA	Quantico	Marine Corps Systems Command	2	5,853	2	5,853	0	0
NAVY	CA	Long Beach	Naval Regional Contracting Ctr	1	113	1	177	1	177
NAVY	PA	Philadelphia	Naval Shipyard	1	776	1	113	1	113
NAVY	VA	Norfolk	Naval Supply Center	2	776	2	776	2	776
NAVY	WA	Bremerton	Naval Supply Center Puget Sound	3	160	3	160	3	160
NAVY	CA	San Francisco	Naval Supply Depot	1	247	1	247	1	247
NAVY	CA	San Francisco	Naval Surface Weapons Center	2	313	2	313	2	313
NAVY	MD	White Oak	Naval Surface Weapons Center	1	197	1	197	1	197
NAVY	NH	Portsmouth	Portsmouth Naval Shipyard	2	264	2	264	2	264
AIR FORCE	VA	Langley AFB	4000 Cont Squadron	5	145	5	145	4	191
AIR FORCE	FL	Patrick AFB	45th CONS/PK	1	145	1	145	1	145
AIR FORCE	CA	Edwards AFB	AFFTC/PKRB	2	833	2	833	2	833
AIR FORCE	NY	New York	Det 3 7000 CONS/LGC	1	201	0	0	0	0
DLA	OH	Columbus	Defense Construction Supply Ctr	23	5,062	23	5,062	23	5,062
DLA	PA	New Cumberland	Defense Distribution Region East	1	4,803	0	0	0	0
OCE	PA	Pittsburgh	USA Engineer District Pittsburgh	3	2,037	3	2,037	3	2,037
OCE	WA	Walla Walla	USA Engineer District Walla Walla	13	5,653	13	5,653	13	5,653
TOTAL	5450	Miscellaneous Prefabricated Structures		114	30,381	99	24,613	94	18,424

Prepared by:

Washington Headquarters Services  
Directorate for Information  
Operations and Reports

# Prime Contract Awards by FSC/SVC and Purchasing Office in Excess of \$100,000

Dollars In Thousands

FY 1992

## 5510 Lumber and Related Basic Wood Materials

DEPT	STATE	CITY	PURCHASE OFFICE	TOTAL ALL AWARDS ACTIONS	AWARDS DOLLARS	U. S. BUSINESS ACTIONS	U. S. BUSINESS DOLLARS	SMALL BUSINESS ACTIONS	SMALL BUSINESS DOLLARS
ARMY	NJ	Bayonne	MOT	3	220	3	220	3	220
ARMY	OK	McAlester	Eastern Area	4	381	4	381	4	381
ARMY	NY	New York	McAlester Army Ammunition Plant	3	220	0	0	0	0
ARMY	MD	Aberdeen	Regional Contrng Off Burtonwood	3	119	3	119	3	119
ARMY	NY	New York	USA Aberdeen Proving Ground	22	2,987	0	0	0	0
NAVY	DC	Washington	USAREUR Contracting Center	10	353	10	353	10	353
NAVY	CA	Long Beach	Marine Corps	2	114	2	114	1	63
NAVY	CA	San Francisco	Naval Regional Contracting Ctr	3	164	0	0	0	0
NAVY	SC	Charleston	Naval Regional Contracting Ctr	3	101	3	101	3	101
NAVY	WA	Bremerton	Naval Supply Center	4	278	4	278	4	278
NAVY	CA	San Francisco	Naval Supply Center Puget Sound	2	120	0	0	0	0
DLA	OH	Columbus	Naval Supply Depot	48	4,283	48	4,283	48	4,283
OCE	HI	Fort Shafter	Defense Construction Supply Ctr	3	918	3	918	3	918
			USA Engr Distr Pac Ocean Bldg230						
<b>TOTAL</b>			<b>5510 Lumber and Related Basic Wood Materials</b>	<b>124</b>	<b>10,978</b>	<b>92</b>	<b>7,406</b>	<b>90</b>	<b>7,329</b>

Prepared by:

Washington Headquarters Services  
Directorate for Information  
Operations and Reports

**ST 28 Prime Contract Awards by FSC/SVC and Purchasing Office in Excess of \$100,000**

Dollars In Thousands  
FY 1992

DEPT	STATE	CITY	PURCHASE OFFICE	TOTAL ALL AWARDS ACTIONS	DOLLARS	U. S. BUSINESS ACTIONS	DOLLARS	SMALL BUSINESS ACTIONS	DOLLARS
5520	Millwork			3	122	3	122	3	122
TOTAL	5520	Millwork		3	122	3	122	3	122

*Prepared by:*  
Washington Headquarters Services  
Directorate for Information  
Operations and Reports

# Prime Contract Awards by FSC/SVC and Purchasing Office in Excess of \$100,000

Dollars In Thousands

FY 1992

5530 Plywood and Veneer		PURCHASE OFFICE	TOTAL ALL AWARDS		U.S. BUSINESS		SMALL BUSINESS	
DEPT	STATE CITY		ACTIONS	DOLLARS	ACTIONS	DOLLARS	ACTIONS	DOLLARS
NAVY	CA San Francisco	Navy Supply Depot	3	222	0	0	0	0
DLA	OH Columbus	Defense Construction Supply Ctr	70	4,417	70	4,417	31	1,703
<b>TOTAL</b>	<b>5530 Plywood and Veneer</b>		<b>82</b>	<b>5,109</b>	<b>76</b>	<b>4,690</b>	<b>37</b>	<b>1,975</b>

Prepared by:  
Washington Headquarters Services  
Directorate for Information  
Operations and Reports

# Prime Contract Awards by FSC/SVC and Purchasing Office in Excess of \$100,000

Dollars In Thousands

FY 1992

## 5610 Mineral Construction Materials, Bulk

DEPT	STATE	CITY	PURCHASE OFFICE	TOTAL ALL ACTIONS	AWARDS DOLLARS	U. S. BUSINESS ACTIONS	BUSINESS DOLLARS	SMALL BUSINESS ACTIONS	BUSINESS DOLLARS
ARMY	AR	Fort Chaffee	Chief Purchasing & Contracting	2	135	2	135	2	135
ARMY	KY	Fort Knox	Commander USA Armor Center	6	246	6	246	3	145
ARMY	KS	Fort Riley	Directorate of Contracting	17	1,595	17	1,595	17	1,595
ARMY	NY	Fort Drum	Directorate of Contracting	3	251	3	251	3	251
ARMY	AK	Fort Richardson	HQ 6th Infantry Div/USA Garrison	4	143	4	143	4	143
ARMY	NY	New York	Regional Contrng Div Grafenwoehr	28	4,140	0	0	0	0
ARMY	NY	New York	Regional Contrng Off Hanau	3	131	0	0	0	0
ARMY	UT	Tooele	Tooele Army Depot	4	123	4	123	4	123
ARMY	MD	Aberdeen	USA Aberdeen Proving Ground	9	556	9	556	9	556
ARMY	CA	San Francisco	USA Korea Contracting Agency	12	1,164	0	0	0	0
ARMY	HI	Fort Shafter	USA Support Command	1	146	1	146	1	146
NAVY	DC	Washington	Marine Corps	10	761	10	761	4	65
NAVY	CA	Long Beach	Naval Regional Contracting Ctr	5	219	5	219	2	58
NAVY	NY	New York	Naval Regional Contracting Ctr	3	761	0	0	0	0
NAVY	HI	Pearl Harbor	Naval Supply Center	3	159	3	159	2	0
NAVY	WA	Bremerton	Naval Supply Center Puget Sound	1	143	1	143	1	143
NAVY	IN	Crane	Naval Weapons Support Center	1	345	0	0	0	0
NAVY	IN	Crane	Naval Weapons Support Center	3	244	3	244	3	244
AIR FORCE	AK	Eielson AFB	343 CONS/LGC	2	116	2	116	2	116
AIR FORCE	SC	Shaw AFB	363 FFW/LGC	2	222	2	222	2	222
AIR FORCE	NV	Nellis AFB	57 FFW/LGC	1	1,827	1	1,827	1	1,827
AIR FORCE	NY	New York	Det 5 7000 CONS/LGC	5	191	0	0	0	0
AIR FORCE	FL	Tyndall AFB	HQ USAF ADWC/LGC	1	154	1	154	1	154
AIR FORCE	NM	Kirtland AFB	PL/PKO Operational Contracting	4	154	4	154	0	0
OCE	IL	Rock Island	USA Engineer Dist Rock Island	7	1,158	7	1,158	7	1,158
OCE	MO	Kansas City	USA Engineer District Kansas Cty	1	102	1	102	1	102
OCE	PA	Philadelphia	USA Engineer District Philadelphia	1	250	1	250	1	250
ODA	NM	Kirtland AFB	Def Nuclear Agency Field Command	3	102	3	102	2	72
TOTAL			5610 Mineral Construction Materials, Bulk	181	17,037	126	8,510	96	6,914

Prepared by:

Washington Headquarters Services  
Directorate for Information  
Operations and Reports

ST 28

# Prime Contract Awards by FSC/SVC and Purchasing Office in Excess of \$100,000

Dollars In Thousands

FY 1992

5620 Building Glass, Tile, Brick and Block

DEPT	STATE	CITY	PURCHASE OFFICE	TOTAL ALL AWARDS ACTIONS	DOLLARS	U. S. BUSINESS ACTIONS	DOLLARS	SMALL BUSINESS ACTIONS	DOLLARS
ARMY	MD	Fort Detrick	USA Medical Research	1	110	1	110	1	110
NAVY	WA	Bremerton	Naval Supply Center	1	159	1	159	1	159
NAVY	IL	Great Lakes	Naval Training Center	1	120	1	120	0	0
AIR FORCE	CA	San Francisco	374 CONS/LGC	1	396	0	0	0	0
AIR FORCE	NY	New York	Det2 7000 CONS/LGC	3	189	0	0	0	0
<b>TOTAL</b>		<b>5620 Building Glass, Tile, Brick and Block</b>		<b>14</b>	<b>1,285</b>	<b>8</b>	<b>636</b>	<b>6</b>	<b>486</b>

Prepared by:

Washington Headquarters Services  
Directorate for Information  
Operations and Reports

ST 28

# Prime Contract Awards by FSC/SVC and Purchasing Office in Excess of \$100,000

Dollars In Thousands  
FY 1992

5630 Pipe and Conduit, Nonmetallic

DEPT	STATE	CITY	PURCHASE OFFICE	TOTAL ALL AWARDS ACTIONS	U.S. BUSINESS ACTIONS	U.S. BUSINESS DOLLARS	SMALL BUSINESS ACTIONS	SMALL BUSINESS DOLLARS
TOTAL	5630	Pipe and Conduit, Nonmetallic		2	1	67	1	67

Prepared by:  
Washington Headquarters Services  
Directorate for Information  
Operations and Reports

# Prime Contract Awards by FSC/SVC and Purchasing Office in Excess of \$100,000

Dollars In Thousands

FY 1992

## 5640 Wallboard Bldg & Thermal Insulation Mat

DEPT	STATE	CITY	PURCHASE OFFICE	TOTAL ALL AWARDS ACTIONS	TOTAL ALL AWARDS DOLLARS	U.S. BUSINESS ACTIONS	U.S. BUSINESS DOLLARS	SMALL BUSINESS ACTIONS	SMALL BUSINESS DOLLARS
ARMY	VA	Fort Eustis	Commander USA Transportation	6	288	0	0	0	0
ARMY	MO	St. Louis	USA Aviation Systems Command	8	262	8	262	3	137
ARMY	MI	Warren	USA Tank-Automotive Command	2	267	2	267	2	267
NAVY	PA	Philadelphia	Naval Aviation Support Office	2	183	2	183	1	33
NAVY	HI	Pearl Harbor NC	Naval Supply Center	1	155	1	155	1	155
NAVY	VA	Norfolk	Naval Supply Center	2	538	2	538	2	538
NAVY	WA	Bremerton	Naval Supply Center Puget Sound	5	1,624	5	1,624	4	1,520
NAVY	PA	Mechanicsburg	Navy Ships Parts Control Center	1	228	1	228	1	228
NAVY	NH	Portsmouth	Portsmouth Naval Shipyard	2	479	2	479	2	479
AIR FORCE	CA	San Francisco	18 CONS/LGC	1	134	1	134	1	134
DLA	OH	Columbus	Defense Construction Supply Ctr	1	155	1	155	1	155
<b>TOTAL</b>		<b>5640 Wallboard Bldg &amp; Thermal Insulation Mat</b>		<b>42</b>	<b>4,759</b>	<b>33</b>	<b>4,392</b>	<b>25</b>	<b>3,985</b>

Prepared by:

Washington Headquarters Services  
Directorate for Information  
Operations and Reports



# Prime Contract Awards by FSC/SVC and Purchasing Office in Excess of \$100,000

Dollars In Thousands

FY 1992

5650 Roofing and Siding Materials		PURCHASE OFFICE		TOTAL ALL AWARDS	U. S. BUSINESS	SMALL BUSINESS
DEPT	STATE CITY			ACTIONS DOLLARS	ACTIONS DOLLARS	ACTIONS DOLLARS
ARMY	DC Washington	USPFO for District of Columbia		1 132	1 132	1 132
OCE	FL Jacksonville	USA Engineer Dist Jacksonville		5 3,377	5 3,377	4 1,345
<b>TOTAL</b>	<b>5650 Roofing and Siding Materials</b>			<b>11 3,764</b>	<b>11 3,764</b>	<b>10 1,732</b>

Prepared by:

Washington Headquarters Services  
Directorate for Information  
Operations and Reports

# Prime Contract Awards by FSC/SVC and Purchasing Office in Excess of \$100,000

Dollars In Thousands  
FY 1992

5660 Fencing, Fences and Gates		PURCHASE OFFICE	TOTAL ALL AWARDS		U. S. BUSINESS		SMALL BUSINESS	
DEPT	STATE CITY		ACTIONS	DOLLARS	ACTIONS	DOLLARS	ACTIONS	DOLLARS
ARMY	HI Fort Shafter	USA Support Command 14 CONS/CC	6	445	6	445	0	0
AIR FORCE	MS Columbus AFB		1	147	1	147	1	147
TOTAL 5660 Fencing, Fences and Gates			12	801	11	766	4	271

Prepared by:  
Washington Headquarters Services  
Directorate for Information  
Operations and Reports

# Prime Contract Awards by FSC/SVC and Purchasing Office in Excess of \$100,000

Dollars In Thousands

FY 1992

5670 Building Components, Prefabricated

DEPT	STATE	CITY	PURCHASE OFFICE	TOTAL ALL AWARDS ACTIONS	DOLLARS	U. S. BUSINESS ACTIONS	DOLLARS	SMALL BUSINESS ACTIONS	DOLLARS
ARMY	NY	New York	Regional Contrng Off Fuerth	2	243	0	0	0	0
NAVY	CA	Oakland	Naval Supply Center	1	110	1	110	0	0
NAVY	IL	Great Lakes	Naval Training Center	3	143	3	143	2	58
AIR FORCE	AK	Elmendorf AFB	3 CONS/LGC	2	121	2	121	2	121
AIR FORCE	NY	New York	Det 2 7000 CONS/LGC	3	166	0	0	0	0
AIR FORCE	TX	San Antonio	HQ ESC/LEC Operational Contrng	1	268	1	268	0	0
<b>TOTAL</b>			<b>5670 Building Components, Prefabricated</b>	<b>30</b>	<b>1,972</b>	<b>23</b>	<b>1,451</b>	<b>16</b>	<b>781</b>

Prepared by:

Washington Headquarters Services  
Directorate for Information  
Operations and Reports

# Prime Contract Awards by FSC/SVC and Purchasing Office in Excess of \$100,000

Dollars In Thousands

FY 1992

## 5680 Miscellaneous Construction Materials

DEPT	STATE	CITY	PURCHASE OFFICE	TOTAL ALL AWARDS ACTIONS	DOLLARS	U.S. BUSINESS ACTIONS	DOLLARS	SMALL BUSINESS ACTIONS	DOLLARS
ARMY	LA	Fort Polk	Directorate of Contracting	1	115	1	115	1	115
ARMY	NY	New York	Regional Contrng Off	1	134	0	134	0	0
ARMY	CA	San Francisco	USA Engineer District Far East	8	6,268	0	6,268	0	0
ARMY	CA	San Francisco	USA Korea Contracting Agency	3	291	0	291	0	0
ARMY	FL	Miami	USA South USA Garrison - Panama	12	1,038	0	1,038	0	0
ARMY	HI	Fort Shafter	USA Support Command	6	279	6	279	6	279
NAVY	DC	Washington	Marine Corps	1	130	1	130	1	130
NAVY	NJ	Lakehurst	Naval Air Engineering Center	1	6,729	1	6,729	1	6,729
AIR FORCE	CA	San Francisco	336 CONS/LGC	3	114	3	114	3	114
AIR FORCE	VA	Langley AFB	4500 ABW/LGC	2	233	1	197	0	114
AIR FORCE	UT	Hilly AFB	Ogden ALC/PKO	3	258	3	256	0	31
AIR FORCE	GA	Robins AFB	Warner Robins ALC/LKK	1	599	1	599	1	599
AIR FORCE	GA	Robins AFB	Warner Robins ALC/PKO	1	119	1	119	1	119
DLA	OH	Columbus	Defense Construction Supply Ctr	2	328	1	283	0	0
OCE	FL	Jacksonville	USA Engineer Dist Jacksonville	9	4,668	9	4,668	9	4,668
OCE	AL	Mobile	USA Engineer Dist Mobile	8	4,444	9	4,444	6	4,251
OCE	LA	New Orleans	USA Engineer Dist New Orleans	6	13,711	6	13,711	6	13,711
OCE	WV	Huntington	USA Engineer District Huntington	4	452	4	452	4	452
OCE	TN	Memphis	USA Engineer District Memphis	4	1,223	4	1,223	4	1,223
OCE	PA	Philadelphia	USA Engineer District Philadelphia	3	221	3	221	3	221
OCE	WA	Seattle	USA Engineer District Seattle	2	121	2	121	2	121
OCE	MS	Vicksburg	USA Engineer District Vicksburg	6	599	6	599	5	692
ODA	VA	Reston	Defense Mapping Agency Sys Ctr	1	240	1	240	0	0
TOTAL	5680	Miscellaneous Construction Materials		97	38,789	69	30,881	54	29,294

Prepared by:

Washington Headquarters Services  
Directorate for Information  
Operations and Reports

# Prime Contract Awards by FSC/SVC and Purchasing Office in Excess of \$100,000

Dollars in Thousands

FY 1992

## 5805 Telephone and Telegraph Equipment

DEPT	STATE	CITY	PURCHASE OFFICE	TOTAL ALL AWARDS ACTIONS	DOLLARS	U.S. BUSINESS ACTIONS	DOLLARS	SMALL BUSINESS ACTIONS	DOLLARS
ARMY	TX	Fort Bliss	Cdr USA Air Defense Artillery	6	419	1	59	0	0
ARMY	KY	Fort Knox	Commander USA Armor Center	3	177	1	98	0	0
ARMY	AZ	Fort Huachuca	Commander USA Info Systems Cnd	2	103	2	103	1	71
ARMY	VA	Fort Lee	Commander USA Quartermaster Ctr	3	469	2	363	0	0
APMY	KY	Fort Campbell	Directorate of Contracting	1	176	1	176	1	176
ARMY	NC	Fort Bragg	Directorate of Contracting	4	213	3	169	2	108
ARMY	TX	Fort Hood	Directorate of Contracting	4	463	0	0	0	0
ARMY	TX	Fort Sam Houston	Directorate of Contracting	3	128	0	0	0	0
ARMY	WA	Fort Lewis	Directorate of Contracting	6	178	0	0	0	0
ARMY	MD	Fort Ritchie	HQ 7th Signal Cnd & Ft Ritchie	29	3,189	29	3,189	5	297
ARMY	VA	Falls Church	National Guard Bureau	2	249	0	0	0	0
ARMY	UT	Tooele	Tooele Army Depot	3	249	0	0	0	0
ARMY	MD	Aberdeen PROV GRND	USA Aberdeen Proving Ground	3	236	2	166	0	0
ARMY	IL	Granite City	USA Charles Melvin Price Support	6	313	6	313	6	313
ARMY	NJ	Fort Monmouth	USA Comm & Electronics Command	76	72,380	66	66,204	28	3,121
ARMY	VA	Winchester	USA Engineer Middle East/Africa	2	409	0	0	0	0
ARMY	NY	New York	USA Program Manager-SANG	1	217	0	0	0	0
ARMY	HI	Fort Shafter	USA Support Command	2	140	2	140	2	140
ARMY	NY	New York	USAREUR Contracting Center	6	463	3	236	0	0
ARMY	KS	Topeka	USPFO for Kansas	1	250	1	250	1	250
ARMY	OR	Salem	USPFO for Oregon	3	159	2	133	0	0
ARMY	DC	Washington	Information Technology Acquisiti	27	10,394	27	10,394	2	233
NAVY	DC	Washington	Marine Corps	17	1,187	9	480	6	428-
NAVY	PA	Philadelphia	NRCC Phila (Lg Purch)	2	605	1	578	0	0
NAVY	DC	Washington	Naval Sea Systems Command	1	887	1	887	0	0
NAVY	DC	Washington	Naval Supply Center	2	108	1	62	0	0
NAVY	FL	Jacksonville	Naval Supply Center	5	293	1	28	0	0
NAVY	FL	Pensacola NAS	Naval Supply Center	3	257	1	28	0	0
NAVY	SC	Charleston	Naval Supply Center	3	166	0	0	0	0
NAVY	LA	New Orleans	Naval Support Activity	1	191	0	0	0	0
NAVY	WA	Keyport NTS	Naval Undersea Warfare Eng Sta	8	4,487	8	4,487	0	0
NAVY	CA	China Lake MWC	Naval Weapons Center	1	260	0	0	0	0
NAVY	IN	Crane NAVWSC	Naval Weapons Support Center	3	1,533	0	0	0	0
NAVY	PA	Mechanicsburg	Navy Ships Parts Control Center	12	1,222	12	1,533	10	1,228
NAVY	NH	Portsmouth	Portsmouth Naval Shipyard	1	536	0	0	0	0
NAVY	FL	MacDill AFB	1 TFW/LGC	4	536	1	345	1	345
AIR FORCE	TX	Randolph AFB	12 CONS/CC	16	1,111	0	0	0	0
AIR FORCE	CA	San Francisco	18 CONS/LGC	3	1,143	1	143	1	143
AIR FORCE	CO	Peterson AFB	21ST CONS/LGC	2	117	0	0	0	0
AIR FORCE	CA	Mountain Home AFB	366 TFW/LGC	3	130	3	130	0	0
AIR FORCE	NC	Seymour Johnson AFB	4 TFW/LGC	2	223	1	133	0	0

Prepared by:

Washington Headquarters Services  
Directorate for Information  
Operations and Reports

# Prime Contract Awards by FSC/SVC and Purchasing Office in Excess of \$100,000

Dollars In Thousands  
FY 1992

5805 Telephone and Telegraph Equipment		PURCHASE OFFICE		TOTAL ALL AWARDS	U. S. BUSINESS	SMALL BUSINESS
DEPT	STATE CITY			ACTIONS DOLLARS	ACTIONS DOLLARS	ACTIONS DOLLARS
AIR FORCE	VA Langley AFB	4500 ABW/LGC		14 960	2 365	1 90
AIR FORCE	NM Holloman AFB	49 TFW/LGC		1 214	0 0	0 0
AIR FORCE	WA McChord AFB	62 CONS/LGC		6 668	2 499	1 74
AIR FORCE	CA Sunnyvale	750 LSS/LGC	ONIZUKA AFB	1 101	1 101	0 0
AIR FORCE	AZ Davis-Monthan AFB	836 AD/LGC		3 878	2 785	0 0
AIR FORCE	FL Eglin AFB	AFDTC/PKO		4 291	0 0	0 0
AIR FORCE	CA Edwards AFB	AFFTC/PKB		2 117	0 0	0 0
AIR FORCE	IN Grissom AFB	AREFW/LGC		1 233	1 233	0 0
AIR FORCE	OH Wright Patterson AFB	AFBASC/PKW		5 321	2 74	0 74
AIR FORCE	OH Wright Patterson AFB	AFBASC/YCK		2 167	0 0	0 0
AIR FORCE	NE Offutt AFB	CINCSAC/LGC		2 174	1 138	0 0
AIR FORCE	ND Grand Forks	CINCSAC/LGC		1 339	3 339	0 0
AIR FORCE	OK Tinker AFB	CSC/PK		3 263	3 263	1 165
AIR FORCE	IL Scott AFB	CSP0/PGZ		7 17,853	6 14,253	0 0
AIR FORCE	FL Tyndall AFB	HQ USAF ADWC/LGC		2 336	0 0	0 0
AIR FORCE	UT Hill AFB	Ogden ALC/PKO		2 108	0 0	0 0
AIR FORCE	OK Tinker AFB	Oklahoma City ALC/PKO		9 456	0 0	0 0
AIR FORCE	NM Kirtland AFB	PL/PKO Operational Contracting		1 188	0 0	0 0
AIR FORCE	NM Kirtland AFB	PL/PKR R&D Contracts Ctr Sup		1 249	1 249	0 0
AIR FORCE	CA McClellan AFB	Sacramento ALC/LMK		157 30,949	153 30,949	4 0
AIR FORCE	TX Kelly AFB	San Antonio ALC/PKO		7 337	0 0	0 0
AIR FORCE	GA Robins AFB	Warner Robins ALC/PKO		1 210	1 210	1 210
DLA	OH Dayton	Defense Electronics Supply Ctr		33 2,887	22 2,267	10 1,118
OCE	CA Sacramento	USA Engineer Dist Sacramento		4 1,147	4 1,147	4 1,147
OCE	PA Philadelphia	USA Engineer District Philadelphia		2 168	1 29	1 29
OCE	MS Vicksburg	USA Engineer District Vicksburg		1 352	1 352	1 352
ODA	IL Scott AFB	DECCO		26 4,528	21 4,348	9 1,563
ODA	DC Washington	Def Information Systems Agency		2 102	2 102	0 0
ODA	NM Kirtland AFB	Defense Evaluation Support Act		1 133	1 133	0 0
ODA	DC Washington	Defense Supply Svc - Washington		26 3,191	26 3,191	26 3,191
ODA	DC Washington	On-Site Inspection Agency		4 1,617	4 1,617	0 0
ODA	DC Washington	Virginia Contracting Activity		1 219	1 219	1 219
TOTAL	5805 Telephone and Telegraph Equipment			679 176,358	460 153,515	134 16,818

Prepared by:

Washington Headquarters Services  
Directorate for Information  
Operations and Reports

# Prime Contract Awards by FSC/SVC and Purchasing Office in Excess of \$100,000

Dollars In Thousands

FY 1992

## 5810 Communications Security Equip and Comps

DEPT	STATE	CITY	PURCHASE OFFICE	TOTAL ALL AWARDS ACTIONS	DOLLARS	U. S. BUSINESS ACTIONS	DOLLARS	SMALL BUSINESS ACTIONS	BUSINESS DOLLARS
ARMY	VA	Warrenton	HQ US Army Garrison	2	159	1	71	0	0
ARMY	NY	New York	Regional Contrng Off	2	145	0	0	0	0
ARMY	MD	Aberdeen	USA Aberdeen Proving Ground	2	214	1	56	0	0
ARMY	NJ	Fort Monmouth	USA Comm & Electronics Command	5	1,003	1	397-	0	0
ARMY	VA	Fort Belvoir	USA Intelligence & Security Cmd	2	233	2	233	2	233
NAVY	IN	Indianapolis	NAC (Production Support B/633)	1	383	1	383	0	0
NAVY	PA	Philadelphia	NRCC Phila (Lg Purch)	12	1,790	6	889	1	84
NAVY	PA	Warminster	Naval Air Development Center	2	1,433	2	1,433	0	0
NAVY	DC	Washington	Naval Air Systems Command	1	234	1	234	0	0
NAVY	MD	Hudson	Naval Air Warfare Center, Aircra	1	105	1	105	0	0
NAVY	SC	Charleston	Naval Electronic Systems	13	2,331	13	2,331	0	2,331
NAVY	KY	Louisville	Naval Ordnance Station	1	3,556	1	3,556	0	0
NAVY	NY	New York	Naval Regional Contracting Ctr	2	354	0	0	0	0
NAVY	VA	Arlington	Naval Space & Warfare Sys Cmd	1	354	1	354	0	0
NAVY	NY	New York	Naval Station Rota	4	213	0	0	0	0
NAVY	SC	Charleston	Naval Supply Center	1	377	1	377	1	377
NAVY	WA	Bremerton	Naval Supply Center Puget Sound	2	109	2	109	0	0
NAVY	LA	New Orleans	Naval Support Activity	3	558	0	0	0	0
NAVY	CA	China Lake	Naval Weapons Center	4	194	4	194	0	194
NAVY	SC	Charleston	Naval Weapons Station	2	154	0	0	0	0
NAVY	VA	Portsmouth	Naval Electronics Systems Eng Ctr	2	113	0	0	0	0
NAVY	CA	San Diego	Navy Ocean System Center	2	915	2	915	0	0
NAVY	NH	Portsmouth	Portsmouth Naval Shipyard	2	336	2	336	0	0
NAVY	FL	MacDill	1 TFW/LGC	1	105	1	105	0	0
AIR FORCE	VA	Langley	4000 Cont Squadron	1	111-	1	111-	0	0
AIR FORCE	FL	Patrick	45th CONS/PK	1	594	1	594	0	0
AIR FORCE	FL	Hurlburt	834 ABW/LGC	2	349	2	349	0	0
AIR FORCE	MA	Hanscom	ESC/AVK	27	3,472	27	3,472	0	3,472
AIR FORCE	MA	Hanscom	ESC/FAK	2	42,776	0	0	0	0
AIR FORCE	MA	Hanscom	ESC/MNSK	9	4,523	9	4,523	0	0
AIR FORCE	MA	Hanscom	ESC/MSK	11	1,204	10	1,172	0	1,073
AIR FORCE	MA	Hanscom	ESC/SZK	8	15,885	8	15,885	0	0
AIR FORCE	MA	Hanscom	ESC/TNK	5	785	5	785	0	0
AIR FORCE	MA	Hanscom	ESC/TWK	3	37,744	1	195	0	0
AIR FORCE	MA	Hanscom	ESC/YVK	3	3,000	1	3,000	0	0
AIR FORCE	CA	McClellan	Sacramento ALC/PK	17	27,750	17	27,750	0	0
DLA	OH	Dayton	Defense Electronics Supply Ctr	1	189	1	189	0	0
ODA	FL	MacDill	Commander US Spec Opns Cmd	2	602	2	602	0	602
ODA	IL	Scott	DECCO	30	5,054	29	4,873	2	1,190
ODA	DC	Washington	Def Information Systems Agency	3	737	0	0	0	0

Prepared by:

Washington Headquarters Services  
Directorate for Information  
Operations and Reports

ST 28

# Prime Contract Awards by FSC/SVC and Purchasing Office in Excess of \$100,000

Dollars In Thousands

FY 1992

## 5810 Communications Security Equip and Comps

DEPT	STATE	CITY	PURCHASE OFFICE	TOTAL ALL AWARDS ACTIONS	DOLLARS	U. S. BUSINESS ACTIONS	DOLLARS	SMALL BUSINESS ACTIONS	DOLLARS
ODA	NM	Kirtland AFB	Defense Evaluation Support Act	2	105	1	55	0	0
ODA	DC	Washington	Defense Supply Svc - Washington	60	17,340	60	17,340	0	0
TOTAL	5810	Communications Security Equip and Comps		287	178,978	234	92,510	91	9,652

Prepared by:

Washington Headquarters Services  
Directorate for Information  
Operations and Reports



# Prime Contract Awards by FSC/SVC and Purchasing Office in Excess of \$100,000

Dollars In Thousands

FY 1992

5811 Other Cryptologic Equipment & Components

DEPT	STATE	CITY	PURCHASE OFFICE	TOTAL ALL AWARDS ACTIONS	DOLLARS	U. S. BUSINESS ACTIONS	DOLLARS	SMALL BUSINESS ACTIONS	DOLLARS
ARMY	VA	Fort Eustis	Director TRADOC Contrng Activity	2	1,111	2	1,111	0	0
ARMY	VA	Warrenton	HQ US Army Garrison	3	426	2	387	0	0
ARMY	MD	Aberdeen	USA Aberdeen Proving Ground	1	340	1	340	0	0
NAVY	CA	San Diego	Naval Regional Contracting Ctr	3	724	2	520	0	0
NAVY	VA	Dahlgren	Naval Surface Weapons Center	1	486	1	486	0	0
NAVY	NH	Portsmouth	Portsmouth Naval Shipyard	1	320	0	0	0	0
NAVY	DC	Washington	Space & Naval Warfare Sys Cmd	3	4,031	3	4,031	3	4,031
AIR FORCE	CO	Peterson AFB	21ST CONS/LGCS HQ AF SPACE COM	2	173	2	173	0	0
AIR FORCE	CO	Peterson AFB	21st CONS/LGC	4	191	4	191	0	0
AIR FORCE	FL	Eglin AFB	AFDTC/PKO	1	295	0	0	0	0
AIR FORCE	OH	Wright Patterson	AFBASC/YIK	2	678	2	678	0	0
AIR FORCE	TX	San Antonio	HQ ESC/LEC Operational Contrng	2	151	1	116	1	116
<b>TOTAL</b>			<b>5811 Other Cryptologic Equipment &amp; Components</b>	<b>32</b>	<b>16,334</b>	<b>25</b>	<b>10,370</b>	<b>5</b>	<b>4,219</b>

Prepared by:

Washington Headquarters Services  
Directorate for Information  
Operations and Reports

# Prime Contract Awards by FSC/SVC and Purchasing Office in Excess of \$100,000

Dollars In Thousands

FY 1992

5815 Teletype and Facsimile Equipment		PURCHASE OFFICE		TOTAL ALL AWARDS	U. S. BUSINESS	SMALL BUSINESS
DEPT	STATE CITY			ACTIONS DOLLARS	ACTIONS DOLLARS	ACTIONS DOLLARS
ARMY	KY Fort Knox	Commander USA Armor Center		1 635	1 635	0 0
ARMY	NJ Fort Monmouth	USA Comm & Electronics Command		6 1,429	5 1,363	2 9
ARMY	VA Fort Belvoir	USA Intelligence & Security Cmd		1 102	0 0	0 0
NAVY	PA Philadelphia	Naval Aviation Support Office		4 341	4 341	1 67
NAVY	MO St. Louis	Naval Oceanographic Office		3 152	3 152	3 152
NAVY	PA Mechanicsburg	Navy Ships Parts Control Center		6 463	6 463	4 208
NAVY	DC Washington	Space & Naval Warfare Sys Cmd		1 784	1 784	1 784
NAVY	VA Arlington	Space & Naval Warfare Sys Cmd		2 926	2 926	0 0
NAVY	IL Scott AFB	375 CONS/LGC		4 414	0 0	0 0
AIR FORCE	VA Langley AFB	4500 ABW/LGC		5 183	0 0	0 0
AIR FORCE	CA McClellan AFB	Sacramento ALC/LMK		3 671	3 671	2 94
DLA	OH Dayton	Defense Electronics Supply Ctr		6 190	4 75	4 75
OCE	PA Philadelphia	USA Engineer District Philadelphia		1 391	0 0	0 0
ODA	IL Scott AFB	DECCO		3 200	3 200	0 0
ODA	DC Washington	Def Information Systems Agency		3 352	3 352	0 0
ODA	DC Washington	Defense Supply Svc - Washington		1 282	1 282	1 282
<b>TOTAL</b>	<b>5815 Teletype and Facsimile Equipment</b>			<b>81 8,880</b>	<b>40 6,478</b>	<b>20 1,727</b>

Prepared by:

Washington Headquarters Services  
Directorate for Information  
Operations and Reports

# Prime Contract Awards by FSC/SVC and Purchasing Office in Excess of \$100,000

Dollars In Thousands

FY 1992

5820 Radio &amp; TV Comm Equipment, Except Airborne

DEPT	STATE	CITY	PURCHASE OFFICE	TOTAL ALL AWARDS ACTIONS	DOLLARS	U.S. BUSINESS ACTIONS	DOLLARS	SMALL BUSINESS ACTIONS	DOLLARS
ARMY	AR	Fort Chaffee	Chief Purchasing & Contracting	2	122	0	0	0	0
ARMY	KY	Fort Knox	Commander USA Armor Center	2	139	0	0	0	0
ARMY	AL	Fort Rucker	Commander USA Aviation Center	2	108	1	56	1	56
ARMY	KS	Fort Leavenworth	Commander USA Combined Arms Ctr	2	147	0	0	0	0
ARMY	CA	Presidio	Directorate of Contracting	3	114	0	0	0	0
ARMY	MD	Fort Meade	Directorate of Contracting	2	290	0	0	0	0
ARMY	NC	Fort Bragg	Directorate of Contracting	2	121	0	0	0	0
ARMY	TX	Fort Hood	Directorate of Contracting	6	244	0	0	0	0
ARMY	WA	Fort Lewis	Directorate of Contracting	8	483	0	0	0	0
ARMY	AK	Fort Richardson	HQ 6th Infantry Div/USA Garrison	5	724	1	549	0	0
ARMY	VA	Warrenton	HQ US Army Garrison	2	587	2	587	1	435
ARMY	VA	Falls Church	National Guard Bureau	8	9,413	8	9,413	8	9,413
ARMY	AR	Pine Bluff	Pine Bluff Arsenal	2	466	2	466	0	0
ARMY	TX	Texarkana	Red River Army Depot	1	127	1	127	0	0
ARMY	CA	Sacramento	Sacramento Army Depot	146	12,969	72	7,896	8	715
ARMY	CA	Herlong	Sierra Army Depot	4	464	0	0	0	0
ARMY	MD	Aberdeen PROV GRND	USA Aberdeen Proving Ground	17	3,389	8	2,382	2	77
ARMY	NJ	Fort Monmouth	USA Comm & Electronics Command	118	126,787	99	102,363	27	25,176
ARMY	CA	San Francisco	USA Korea Contracting Agency	2	194	0	0	0	0
ARMY	MD	Fort Detrick	USA Medical Research	3	290-	0	0	0	0
ARMY	FL	Miami	USA South USA Garrison - Panama	2	496	0	0	0	0
ARMY	MI	Warren	USA Tank-Automotive Command	4	2,868	4	2,868	2	2,792
ARMY	NM	White Sands MSL RGE	USA White Sands Missile Range	13	1,386	7	1,159	4	2,940
ARMY	AZ	Yuma	USA Yuma Proving Ground	19	1,110	12	1,767	11	731
ARMY	NY	New York	USAREUR Contracting Center	4	384	3	357	0	0
ARMY	AK	Fort Richardson	USPFO for Alaska	2	117	0	0	0	0
ARMY	AR	North Little Rock	USPFO for Arkansas	2	127	1	49	1	49
ARMY	CO	Golden	USPFO for Colorado	4	258	0	0	0	0
ARMY	DC	Washington	USPFO for District of Columbia	3	115	0	0	0	0
ARMY	GA	Atlanta	USPFO for Georgia	4	178	0	0	0	0
ARMY	IA	Johnston	USPFO for Iowa	3	117	0	0	0	0
ARMY	MD	Havre de Grace	USPFO for Maryland	2	519	1	478	0	0
ARMY	MI	Lansing	USPFO for Michigan	4	357	0	0	0	0
ARMY	PA	Annaville	USPFO for Pennsylvania	4	129	0	0	0	0
NAVY	DC	Washington	Marine Corps	21	2,414	4	248	2	78
NAVY	VA	Quantico MCD&EC	Marine Corps Systems Command	1	21,067	0	21,067	0	0
NAVY	VA	Norfolk	Military Sealift Command	2	174	2	0	0	0
NAVY	IN	Indianapolis	NAC (Production Support B/633)	1	140	1	140	0	0
NAVY	PA	Philadelphia	NRCC Phila (Lg Purch)	15	3,223	7	1,503	0	0
NAVY	NJ	Lakehurst	Naval Air Engineering Center	3	288	0	0	0	0

Prepared by:

Washington Headquarters Services  
Directorate for Information  
Operations and Reports

# Prime Contract Awards by FSC/SVC and Purchasing Office in Excess of \$100,000

Dollars In Thousands

FY 1992

5820 Radio & TV Comm Equipment, Except Airborne

DEPT	STATE	CITY	PURCHASE OFFICE	TOTAL ALL AWARDS ACTIONS	TOTAL ALL AWARDS DOLLARS	U. S. BUSINESS ACTIONS	U. S. BUSINESS DOLLARS	SMALL BUSINESS ACTIONS	SMALL BUSINESS DOLLARS
NAVY	CA	Point Mugu	Naval Air Station	7	2,586	6	2,558	5	2,440
NAVY	VA	Crystal City	Naval Air Systems Command	1	5,088	1	5,088	0	0
NAVY	PA	Philadelphia	Naval Aviation Support Office	1	5,914	5	5,914	0	0
NAVY	CA	San Diego	Naval Electronic Systems Engineer	1	183	0	0	4	659
NAVY	SC	Charleston	Naval Electronic Systems Engineer	19	1,808	0	0	0	0
NAVY	MD	St. Inigoes	Naval Electronics Systems Engineer	17	2,822	17	2,822	5	400
NAVY	DC	Washington	Naval Imaging Command Washington	2	156	0	0	0	0
NAVY	DC	Washington	Naval Investigative Service Cmd	1	236	0	0	0	0
NAVY	DC	Naval Station	Naval Regional Contracting Ctr	1	774	0	0	0	0
NAVY	DC	Naval RES LAB	Naval Research Laboratory	1	343	1	275	1	275
NAVY	DC	National Visitor Cen	Naval Sea Systems Command	1	1,218	1	343	1	343
NAVY	DC	Washington	Naval Sea Systems Command	1	1,276	1	1,218	1	1,218
NAVY	CA	Mare ISL NAV SHIPYD	Naval Shipyard	4	636	1	34	1	34
NAVY	VA	Arlington	Naval Space & Warfare Sys Cmd	4	6,072	4	6,072	0	0
NAVY	NY	New York	Naval Station	1	182	0	0	0	0
NAVY	CA	Oakland	Naval Supply Center	3	154	0	0	0	0
NAVY	FL	Pensacola	Naval Supply Center	4	222	3	172	3	172
NAVY	HI	Pearl Harbor	Naval Supply Center	3	859	1	186	0	0
NAVY	WA	Bremerton	Naval Supply Center Puget Sound	12	1,874	8	1,668	3	177
NAVY	VA	Dahlgren	Naval Surface Weapons Center	6	1,248	0	0	0	0
NAVY	CA	China Lake	Naval Weapons Center	10	798	4	241	3	137
NAVY	CA	Vallejo	Naval Electronics Systems Eng Ctr	16	1,735	1	100	1	100
NAVY	CA	San Diego	Navy Ocean System Centr (NPRDC)	1	118	0	0	0	0
NAVY	PA	Mechanicsburg	Navy Ships Parts Control Center	78	9,198	76	8,863	2	2,046
NAVY	DC	Washington	Space & Naval Warfare Sys Cmd	2	1,718	2	1,718	0	0
NAVY	VA	Arlington	Space & Naval Warfare Sys Cmd	22	25,926	20	25,026	2	3,131
AIR FORCE	FL	MacDill AFB	1 TFW/LGC	2	134	0	0	0	0
AIR FORCE	HI	Hickam AFB	15 CONS/LGC	4	477	0	0	0	0
AIR FORCE	CA	San Francisco	18 CONS/LGC	9	485	0	0	0	0
AIR FORCE	CO	Peterson AFB	21ST CONS/LGC	10	549	0	0	0	0
AIR FORCE	NY	New York	24 Comp WG/LGC	4	147	0	0	0	0
AIR FORCE	NM	Cannon AFB	27 TFW/LGC	3	412	0	0	0	0
AIR FORCE	AK	Elmendorf AFB	3 CONS/LGC	8	599	2	133	2	133
AIR FORCE	NC	Pope AFB	31 TFW/LGC	5	194	0	0	0	0
AIR FORCE	FL	Homestead	317 TAW/LGC	3	135	0	0	0	0
AIR FORCE	CA	San Francisco	338 CONS/LGC	3	452	0	0	0	0
AIR FORCE	CO	Lowry AFB	3415 CONS/CC	4	408	0	0	0	0
AIR FORCE	AK	Eielson AFB	343 CONS/LGC	3	200	0	0	0	0
AIR FORCE	ID	Mountain Home	368 TFW/LGC	7	115	5	115	0	0
AIR FORCE	CA	San Francisco	374 CONS/LGC	4	146	0	0	0	0

Prepared by.

Washington Headquarters Services  
Directorate for Information  
Operations and Reports

# Prime Contract Awards by FSC/SVC and Purchasing Office in Excess of \$100,000

Dollars In Thousands  
FY 1992

5820 Radio & TV Comm Equipment, Except Airborne

DEPT	STATE	CITY	PURCHASE OFFICE	TOTAL ALL AWARDS ACTIONS	DOLLARS	U. S. BUSINESS ACTIONS	DOLLARS	SMALL BUSINESS ACTIONS	DOLLARS
AIR FORCE	IL	Scott AFB	375 CONS/LGC	4	170	1	57	0	0
AIR FORCE	AL	Maxwell AFB	3800 LS/LGCM	5	256	2	96	2	96
AIR FORCE	NY	New York	39 TACG/LGC	3	451	0	0	0	0
AIR FORCE	NC	Seymour Johnson AFB	4 TFW/LGC	4	176	0	0	0	0
AIR FORCE	NY	New York	401 FW/LGC	1	200	0	0	0	0
AIR FORCE	CA	San Francisco	432 CONS/LGC	3	183	0	0	0	0
AIR FORCE	CA	New York	435 TAW/LGC	4	190	0	0	0	0
AIR FORCE	SC	Charleston AFB	437 CONS/LGC	2	241	1	214	1	214
AIR FORCE	NJ	McGuire AFB	438 CONS/LGC	4	399	1	136	0	0
AIR FORCE	WI	Milwaukee	440 AW/LGC	2	517	0	0	0	0
AIR FORCE	OK	Altus Air Force Base	443 CONS/LGC	3	113	0	0	0	0
AIR FORCE	VA	Langley AFB	4500 ABW/LGC	6	418	1	100	1	100
AIR FORCE	FL	Patrick AFB	45th CONS/PK	15	2,220	6	1,878	3	197
AIR FORCE	NM	Holloman AFB	49 TFW/LGC	3	129	1	108	1	108
AIR FORCE	WA	McChord AFB	62 CONS/LGC	3	265	0	0	0	0
AIR FORCE	CA	Norton AFB	832 AD/LGC	2	103	0	0	0	0
AIR FORCE	AZ	Luke AFB	834 ABW/LGC	12	687	0	81	0	0
AIR FORCE	FL	Hurlburt Field	AEDIC/PKO	20	1,543	3	284	3	284
AIR FORCE	MD	Andrews AFB	AFDW/1100 CNS/CN (WACC)(OPER)	7	1,246	1	0	0	0
AIR FORCE	CA	Edwards AFB	AFFIC/PKB	10	1,027	0	0	0	0
AIR FORCE	CA	Edwards AFB	AFFIC/PKRA R&D Contracts	4	3,339	3	380	2	324
AIR FORCE	CA	Edwards AFB	AFFIC/PKRB	21	8,240	18	7,417	2	3,000
AIR FORCE	CA	Norton AFB	AFMEC/PK	18	2,357	15	2,252	16	7,046
AIR FORCE	OH	Wright Patterson AFB	AFBASC/PKW	4	236	1	44	1	1,060
AIR FORCE	OH	Wright Patterson AFB	AFBASC/YIK	4	4,587	4	4,587	0	0
AIR FORCE	KS	McConnell AFB	BMW/LGC	2	1,734	0	0	0	0
AIR FORCE	LA	Barksdale AFB	BMW/LGC	5	1,253	2	1,500	0	0
AIR FORCE	ME	Loring AFB	BMW/LGC	2	125	0	0	0	0
AIR FORCE	TX	Dyess AFB	BMW/LGC	3	121	0	0	0	0
AIR FORCE	MI	K. I. Sawyer AFB	CINCSAC/LGC	4	349	0	0	0	0
AIR FORCE	NE	Offutt AFB	CINCSAC/LGC	4	214	0	0	0	0
AIR FORCE	NY	Griffiss AFB	CINCSAC/LGC	4	189	0	0	0	0
AIR FORCE	ND	Grand Forks	CINCSAC/LGC	3	142	0	0	0	0
AIR FORCE	NE	Offutt AFB	CINCSAC/LGCS	3	630	0	0	0	0
AIR FORCE	OK	Tinker AFB	CSC/PK	2	12,702	31	12,702	0	0
AIR FORCE	NY	New York	Det 3 7000 CONS/LGC	9	812	0	0	0	0
AIR FORCE	NY	New York	Det 4 7000 CONS/LGC	23	1,340	0	0	0	0
AIR FORCE	MA	Hanscom AFB	ESC/AVK	2	162	0	0	0	0
AIR FORCE	MA	Hanscom AFB	ESC/ICK	12	5,830	12	5,830	0	0

Prepared by:

Washington Headquarters Services  
Directorate for Information  
Operations and Reports

# Prime Contract Awards by FSC/SVC and Purchasing Office in Excess of \$100,000

Dollars In Thousands

FY 1992

## 5820 Radio &amp; TV Comm Equipment, Except Airborne

DEPT	STATE	CITY	PURCHASE OFFICE	TOTAL ALL AWARDS ACTIONS	DOLLARS	U. S. BUSINESS ACTIONS	DOLLARS	SMALL BUSINESS ACTIONS	DOLLARS
AIR	FORCE	MA	Hanscom AFB	3	424	3	424	2	375
AIR	FORCE	FL	Tyndall AFB	3	437	2	81	0	0
AIR	FORCE	NY	New York	4	154	0	0	0	0
AIR	FORCE	UT	Hill AFB	2	171	2	171	0	0
AIR	FORCE	UT	Hill AFB	16	2,195	7	1,626	3	158
AIR	FORCE	OK	Tinker AFB	6	536	0	0	0	0
AIR	FORCE	NM	Kirtland AFB	4	139	1	32	1	32
AIR	FORCE	SD	Ellsworth AFB	2	140	0	0	0	0
AIR	FORCE	CA	Beale AFB	5	292	0	0	0	0
AIR	FORCE	CA	McClellan AFB	97	54,838	83	43,053	16	8,177
AIR	FORCE	CA	McClellan AFB	4	238	1	61	1	61
AIR	FORCE	CA	McClellan AFB	4	406	0	0	0	0
AIR	FORCE	TX	Kelly AFB	1	196	1	196	1	196
AIR	FORCE	CO	Colorado Springs	3	2,147	3	2,147	0	0
AIR	FORCE	GA	Robins AFB	12	614	5	111	4	64
DLA		OH	Dayton	2	123	1	50	0	0
ODA		CA	Sun Valley	1	248	0	0	0	0
ODA		DC	Washington	1	111	0	0	0	0
ODA		DC	Washington	1	111	0	0	0	0
TOTAL	5820	Radio & TV Comm Equipment, Except Airborne		1,304	384,072	631	299,746	207	74,185

Prepared by:

Washington Headquarters Services  
Directorate for Information  
Operations and Reports

# Prime Contract Awards by FSC/SVC and Purchasing Office in Excess of \$100,000

Dollars In Thousands

FY 1992

## 5821 Radio and TV Comm Equipment, Airborne

DEPT	STATE	CITY	PURCHASE OFFICE	TOTAL ALL AWARDS ACTIONS	DOLLARS	U. S. BUSINESS ACTIONS	DOLLARS	SMALL BUSINESS ACTIONS	DOLLARS
ARMY	VA	Fort Belvoir	Ft Belvoir Dir of Contracting	1	162	0	0	0	0
ARMY	VA	Warrenton	HQ US Army Garrison	28	19,544	27	19,324	0	0
ARMY	MD	Aberdeen	PROV GRND	1	277	1	277	0	0
ARMY	NJ	Fort Monmouth	USA Comm & Electronics Command	13	14,893	13	14,893	6	1,781
NAVY	DC	Washington	Marine Corps	1	2,080	1	2,080	0	0
NAVY	IN	Indianapolis	NAC (Prod Support Branch B/631)	1	200	1	200	0	0
NAVY	DC	Washington	Naval Air Systems Command	2	24,375	1	24,475	0	0
NAVY	MD	Patuxent River	NATC	1	197	0	0	0	0
NAVY	PA	Philadelphia	Naval Air Warfare Center, Aircra	1	10,937	35	9,409	2	701
NAVY	PA	Philadelphia	Naval Aviation Support Office	38	6,916	16	6,916	0	0
NAVY	FL	Jacksonville	Naval Aviation Support Office	16	112	0	0	0	0
NAVY	CA	San Diego	Naval Hospital	2	112	0	0	0	0
NAVY	DC	Washington	Naval Regional Contracting Ctr	1	432	1	432	0	0
NAVY	CA	China Lake	Naval Research Laboratory	1	532	1	532	1	532
NAVY	CA	China Lake	Naval Weapons Center	3	162	2	86	1	36
NAVY	NH	Portsmouth	Portsmouth Naval Shipyard	1	190	1	190	2	190
AIR FORCE	CA	Edwards AFB	AFFTC/PKRB	5	581	5	581	1	297
AIR FORCE	OH	Wright Patterson	AFBASC/AEKX Life Support Equip SPO	5	3,442	5	3,442	0	0
AIR FORCE	OH	Wright Patterson	AFBASC/YIK	2	169	2	169	0	0
AIR FORCE	MA	Hanscom AFB	ESC/TWK	7	19,061	6	18,586	2	27
AIR FORCE	CO	Colorado Springs	USAF/LGC USAF Academy	1	111	1	111	0	0
AIR FORCE	GA	Robins AFB	Warner Robins ALC/LBK	8	2,083	8	2,083	0	0
AIR FORCE	GA	Robins AFB	Warner Robins ALC/LUK	3	6,521	3	6,521	0	0
AIR FORCE	GA	Robins AFB	Warner Robins ALC/LYK	62	32,172	44	26,876	4	538
AIR FORCE	GA	Robins AFB	Warner Robins ALC/PK	10	10,958	9	10,891	0	0
TOTAL		5821 Radio and TV Comm Equipment, Airborne		237	156,463	196	147,925	22	4,229

Prepared by:

Washington Headquarters Services  
Directorate for Information  
Operations and Reports

# Prime Contract Awards by FSC/SVC and Purchasing Office in Excess of \$100,000

Dollars In Thousands

FY 1982

## 5825 Radio Navigation Equip, Except Airborne

DEPT	STATE	CITY	PURCHASE OFFICE	TOTAL ALL AWARDS ACTIONS	DOLLARS	U. S. BUSINESS ACTIONS	DOLLARS	SMALL BUSINESS ACTIONS	DOLLARS
ARMY	AR	Fort Chaffee	Chief Purchasing & Contracting	2	458	0	0	0	0
ARMY	VA	Fort Eustis	Commander USA Transportation	1	228	0	0	0	0
ARMY	NJ	Fort Monmouth	USA Comm & Electronics Command	18	32,899	18	32,899	0	0
ARMY	FL	Miami	USA South USA Garrison - Panama	1	161	0	0	0	0
NAVY	DC	Washington	Naval Air Systems Command	1	22,793	1	22,793	0	0
NAVY	MO	St. Louis	Naval Oceanographic Office	6	8,975	2	2,481	0	0
NAVY	VA	Arlington	Naval Space & Warfare Sys Cmd	1	8,636	1	8,636	0	0
NAVY	VA	Norfolk	Naval Supply Center	1	107	0	0	0	0
NAVY	CA	Vallejo	Navy Electronics Systems Eng Ctr	3	454	0	0	0	0
NAVY	PA	Mechanicsburg	Navy Ships Parts Control Center	14	2,222	13	2,189	4	964
AIR FORCE	OH	Wright Patterson	AFBASC/YIK	2	1,028	0	0	0	0
AIR FORCE	MA	Hanscom AFB	ESC/SZK	3	3,520	3	3,520	0	0
AIR FORCE	CA	Los Angeles	SMC/PKG Dir Space Nav Sys Cont	3	1,870	3	1,870	3	1,870
AIR FORCE	CA	McClellan AFB	Sacramento ALC/LMK	15	1,828	13	1,744	1	1,108
AIR FORCE	GA	Robins AFB	Warner Robins ALC/PK	1	249	1	249	0	0
DLA	OH	Dayton	Defense Electronics Supply Ctr	4	143	1	34	0	0
OCE	WA	Seattle	USA Engineer District Seattle	1	325	1	325	0	0
ODA	DC	Washington	Def Information Systems Agency	1	139	0	0	0	0
<b>TOTAL</b>			<b>5825 Radio Navigation Equip, Except Airborne</b>	<b>92</b>	<b>78,543</b>	<b>58</b>	<b>74,774</b>	<b>8</b>	<b>2,839</b>

Prepared by:

Washington Headquarters Services  
Directorate for Information  
Operations and Reports



# Prime Contract Awards by FSC/SVC and Purchasing Office in Excess of \$100,000

Dollars In Thousands

FY 1992

## 5826 Radio Navigation Equipment, Airborne

DEPT	STATE	CITY	PURCHASE OFFICE	TOTAL ALL AWARDS ACTIONS	TOTAL ALL AWARDS DOLLARS	U.S. BUSINESS ACTIONS	U.S. BUSINESS DOLLARS	SMALL BUSINESS ACTIONS	SMALL BUSINESS DOLLARS
ARMY	NJ	Fort Monmouth	USA Comm & Electronics Command	12	4,008	12	4,008	1	44
NAVY	IN	Indianapolis	NAC (ARC-182 Branch/614)	3	6,067	2	5,947	0	0
NAVY	IN	Indianapolis	NAC (Ground Support Eq B/614)	2	302	1	235	0	0
NAVY	IN	Indianapolis	NAC (SCADC Program Branch/614)	1	781	1	781	0	0
NAVY	PA	Warminster	Naval Air Development Center	1	209	0	0	0	0
NAVY	DC	Washington	Naval Air Systems Command	4	14,633	4	14,633	0	0
NAVY	VA	Crystal City	Naval Air Systems Command	1	114	1	114	0	0
NAVY	PA	Philadelphia	Naval Aviation Support Office	11	1,049	11	1,049	7	504
NAVY	PA	Philadelphia	Naval Aviation Support Office	4	238	3	146	0	0
NAVY	CA	San Diego	Naval Sea Support Center Pacific	1	117	0	0	0	0
NAVY	CA	San Diego	SMC/PKG Dir Space Nav Sys Cont	15	20,935	15	20,935	0	0
AIR FORCE	CA	Los Angeles	San Antonio ALC/LDK	1	159	1	159	1	159
AIR FORCE	TX	Kelly AFB	Warner Robins ALC/LYK	35	11,107	26	6,970	3	470
AIR FORCE	GA	Robins AFB	Warner Robins ALC/PK	2	11,288	2	6,288	0	0
TOTAL			5826 Radio Navigation Equipment, Airborne	105	60,462	89	55,591	17	1,275

Prepared by:

Washington Headquarters Services  
Directorate for Information  
Operations and Reports

# Prime Contract Awards by FSC/SVC and Purchasing Office in Excess of \$100,000

Dollars In Thousands

FY 1992

5830 Intercomm Public Address Sys, Ex Airborne

DEPT	STATE	CITY	PURCHASE OFFICE	TOTAL ALL AWARDS ACTIONS	TOTAL ALL AWARDS DOLLARS	U.S. BUSINESS ACTIONS	U.S. BUSINESS DOLLARS	SMALL BUSINESS ACTIONS	SMALL BUSINESS DOLLARS
ARMY	MD	Aberdeen	PROV GRND	5	780	5	780	1	42
ARMY	NJ	Fort Monmouth	USA Aberdeen Proving Ground	2	863	2	863	2	863
ARMY	DC	Washington	USA Comm & Electronics Command	30	1,677	30	1,677	30	1,677
NAVY	DC	Washington	Walter Reed Army Medical Center	7	1,796	7	1,796	6	608
NAVY	PA	Philadelphia	Marine Corps	1	247	1	247	0	0
NAVY	DC	Washington	NRCC Phila (Lg Purch)	1	143	1	143	0	0
NAVY	CA	Oakland	Naval Sea Systems Command	1	155	0	0	0	0
NAVY	VA	Norfolk	Naval Supply Center	4	178	2	111	1	71
NAVY	WA	Bremerton	Naval Supply Center	3	1,842	3	1,842	3	1,842
NAVY	PA	Mechanicsburg	Naval Supply Center Puget Sound	9	2,758	9	2,758	7	1,850
AIR FORCE	CA	Edwards AFB	Navy Ships Parts Control Center	1	495	1	495	0	0
AIR FORCE	WA	Fairchild AFB	AFFTC/PKRB	3	147	0	0	0	0
DLA	WA	Columbus	BMM/LGC	2	207	2	207	0	0
DLA	OH	Dayton	Defense Construction Supply Ctr	2	141	2	141	2	141
ODA	FL	MacDill AFB	Defense Electronics Supply Ctr Commander US Spec Opns Cmd	2	131	2	131	2	131
<b>TOTAL</b>			<b>5830 Intercomm Public Address Sys, Ex Airborne</b>	<b>89</b>	<b>12,211</b>	<b>72</b>	<b>11,406</b>	<b>56</b>	<b>7,315</b>

Prepared by:

Washington Headquarters Services  
Directorate for Information  
Operations and Reports

ST 28

# Prime Contract Awards by FSC/SVC and Purchasing Office in Excess of \$100,000

Dollars In Thousands  
FY 1992

5831 Intercomm Public Address Sys, Airborne

DEPT	STATE	CITY	PURCHASE OFFICE	TOTAL ALL AWARDS ACTIONS	DOLLARS	U. S. BUSINESS ACTIONS	DOLLARS	SMALL BUSINESS ACTIONS	DOLLARS
NAVY	PA	Philadelphia	Naval Aviation Support Office	3	135	3	135	3	135
NAVY	SC	Charleston	Navy Coastal Systems Center	1	199	1	199	0	0
AIR FORCE	GA	Robins AFB	Warner Robins ALC/LUK	1	481	1	481	0	0
AIR FORCE	GA	Robins AFB	Warner Robins ALC/LYK	2	220	2	220	1	89
AIR FORCE	GA	Robins AFB	Warner Robins ALC/PK	2	125-	2	125-	0	0
TOTAL			5831 Intercomm Public Address Sys, Airborne	11	988	11	988	6	302

Prepared by:  
Washington Headquarters Services  
Directorate for Information  
Operations and Reports

# Prime Contract Awards by FSC/SVC and Purchasing Office in Excess of \$100,000

Dollars In Thousands

FY 1992

## 5835 Sound Recording &amp; Reproducing Equipment

DEPT	STATE	CITY	PURCHASE OFFICE	TOTAL ALL AWARDS ACTIONS	TOTAL ALL AWARDS DOLLARS	U. S. BUSINESS ACTIONS	U. S. BUSINESS DOLLARS	SMALL BUSINESS ACTIONS	SMALL BUSINESS DOLLARS
ARMY	CA	Sacramento	Sacramento Army Depot	25	1,646	0	0	0	0
ARMY	NJ	Fort Monmouth	USA Comm & Electronics Command	3	1,275	3	1,275	1	413
ARMY	NM	White Sands	USA White Sands Missile Range	4	298	4	298	0	0
NAVY	IN	Indianapolis	NAC (Prod Support Branch B/631)	1	2,338	1	2,338	0	0
NAVY	CA	Point Mugu	Naval Air Station	1	124	1	124	0	0
NAVY	VA	Crystal City	Naval Air Systems Command	1	1,105	1	1,105	0	0
NAVY	PA	Philadelphia	Naval Aviation Support Office	5	995	5	995	4	742
NAVY	FL	Pensacola	Naval Education & Training Ctr	2	111	0	0	0	0
NAVY	CA	Long Beach	Naval Regional Contracting Ctr	2	183	2	183	0	0
NAVY	DC	Naval Station	Naval Regional Contracting Ctr	2	649	2	649	1	166
NAVY	DC	Washington	Naval Sea Systems Command	2	138	1	138	1	2,908
NAVY	FL	Jacksonville	Naval Support Ctr (code 2000.10)	2	273	2	273	0	0
NAVY	LA	New Orleans	Naval Support Activity	5	597	0	0	0	0
NAVY	RI	Naval USC	Naval Support Sys Ctr (Code 911)	2	110	2	110	2	110
NAVY	RI	Naval USC	Naval Underwr Sys Ctr (Code 912)	6	748	6	748	0	0
NAVY	CA	San Diego	Navy Ocean System Center Code 70	1	180	0	0	0	0
NAVY	PA	Mechanicsburg	Navy Ships Parts Control Center	13	711	13	711	4	178
NAVY	NH	Portsmouth	Portsmouth Naval Shipyard	3	798	2	798	2	635
AIR FORCE	TX	Goodfellow AFB	392 CONS/CC	2	172	2	172	0	0
AIR FORCE	TX	Lackland AFB	394 CONS/CC	2	126	0	0	0	0
AIR FORCE	FL	Eglin AFB	AFDTC/PKO	1	208	0	0	0	0
AIR FORCE	CA	Edwards AFB	AFFTC/PKB	3	148	1	58	0	0
AIR FORCE	OH	Wright Patterson AFB	AFBASC/PKG	2	141	2	141	2	141
AIR FORCE	OH	Wright Patterson AFB	AFBASC/PKW	2	109	1	53	0	0
AIR FORCE	CA	McClellan AFB	Sacramento ALC/LMK	4	247	3	197	0	0
DLA	OH	Dayton	Defense Electronics Supply Ctr	5	112	5	112	2	92
TOTAL			5835 Sound Recording & Reproducing Equipment	135	21,135	78	17,220	29	5,822

Prepared by:

Washington Headquarters Services  
Directorate for Information  
Operations and Reports

# Prime Contract Awards by FSC/SVC and Purchasing Office in Excess of \$100,000

Dollars In Thousands

FY 1992

## 5836 Video Recording and Reproducing Equipment

DEPT	STATE	CITY	PURCHASE OFFICE	TOTAL ALL AWARDS ACTIONS	DOLLARS	U. S. BUSINESS ACTIONS	DOLLARS	SMALL BUSINESS ACTIONS	DOLLARS
ARMY	CA	Barstow	Directorate of Contracting	4	321	3	195	3	195
ARMY	WA	Fort Lewis	Directorate of Contracting	1	331	1	331	1	331
ARMY	GA	Fort McPherson	FORSCOM Central Contracting Off	1	141	1	141	1	141
ARMY	VA	Fort Belvoir	Ft Belvoir Dir of Contracting	1	107	1	107	1	107
ARMY	VA	Falls Church	National Guard Bureau	1	197	1	197	1	197
ARMY	MD	Aberdeen PROV GRND	USA Aberdeen Proving Ground	9	833	5	331	4	277
ARMY	NJ	Fort Monmouth	USA Comm & Electronics Command	1	815	0	0	0	0
ARMY	UT	Dugway	USA Dugway Proving Ground	3	185	2	153	2	153
ARMY	AL	Redstone Arsenal	USA Missile Command	1	210	1	210	1	210
ARMY	DC	Washington	Walter Reed Army Medical Center	3	235	1	65	1	65
ARMY	MD	Bethesda	David Taylor Naval Ship R&D Ctr	3	130	0	0	0	0
NAVY	DC	Washington	Marine Corps	3	127	0	0	0	0
NAVY	PA	Philadelphia	NRCC Phila (Lg Purch)	3	182	0	0	0	0
NAVY	PA	Warminster	Naval Air Development Center	1	233	1	46	0	0
NAVY	CA	Point Mugu	Naval Air Station	2	106	2	233	1	233
NAVY	VA	Dahlgren	Naval Surface Weapons Center	1	134	0	0	0	0
NAVY	RI	Naval USC	Naval Underwtr Sys Ctr (Code 911)	1	777	1	777	1	777
NAVY	CA	China Lake MWC	Naval Weapons Center	2	187	2	187	1	66
NAVY	SC	Charleston	Naval Weapons Systems Center	1	436	1	436	0	0
AIR FORCE	FL	Patrick AFB	45th CONS/PK	5	165	0	0	0	0
AIR FORCE	NM	Holloman AFB	49 TFW/LGC	1	136	1	136	1	136
AIR FORCE	AZ	Williams AFB	82 SPTG/LGC	2	129	1	58	1	58
AIR FORCE	TN	Arnold ENG DEV CTR	AEDC/PKP Operational Contracting	1	118	1	118	1	118
AIR FORCE	FL	Eglin AFB	AEDC/PKP	7	422	5	370	2	164
AIR FORCE	CA	Edwards AFB	AFFTC/PKB	6	666	0	502	0	0
AIR FORCE	CA	Edwards AFB	AFFTC/PKRB	3	704	1	307	1	307
AIR FORCE	OH	Wright Patterson AFB	AFFTC/PKW	4	655	2	119	1	73
AIR FORCE	TX	San Antonio	HQ ESC/LEC Operational Contrng	3	234	0	0	0	0
AIR FORCE	UT	Hill AFB	Ogden ALC/PKO	2	124	2	124	1	63
AIR FORCE	CA	McClellan AFB	Sacramento ALC/LAK	2	102	2	102	1	48
AIR FORCE	CA	McClellan AFB	Sacramento ALC/PKO	3	121	0	0	0	0
AIR FORCE	CO	Colorado Springs	USAF/LGC USAF Academy	4	2,115	1	1,986	1	1,986
AIR FORCE	GA	Robins AFB	Warner Robins ALC/LYK	7	2,715	1	877	0	0
AIR FORCE	GA	Robins AFB	Warner Robins ALC/PKO	3	359	1	0	0	0
DLA	OH	Dayton	Defense Electronics Supply Ctr	4	204	1	99	0	0
<b>TOTAL</b>			<b>5836 Video Recording and Reproducing Equipment</b>	<b>149</b>	<b>16,468</b>	<b>59</b>	<b>9,021</b>	<b>39</b>	<b>6,294</b>

Prepared by:

Washington Headquarters Services  
Directorate for Information  
Operations and Reports

# Prime Contract Awards by FSC/SVC and Purchasing Office in Excess of \$100,000

Dollars In Thousands

FY 1992

5840 Radar Equipment, Except Airborne

DEPT	STATE	CITY	PURCHASE OFFICE	TOTAL ALL ACTIONS	AWARDS DOLLARS	U.S. ACTIONS	BUSINESS DOLLARS	SMALL ACTIONS	BUSINESS DOLLARS
ARMY	NJ	Fort Monmouth	USA Comm & Electronics Command	34	50,580	32	42,392	9	1,391
ARMY	AZ	Yuma	USA Yuma Proving Ground	5	1,516	3	175	0	0
NAVY	CT	Submarine Base	Defense Contract Management Area	3	180	1	180	0	0
NAVY	LA	New Orleans	Defense Contract Management Area	3	672	3	672	3	672
NAVY	NY	Great Neck	Defense Plant Representative Off	4	745	4	745	0	0
NAVY	DC	Washington	Marine Corps	20	1,055	19	1,027	3	82
NAVY	VA	Quantico	Marine Corps Systems Command	20	20,802	20	20,802	0	0
NAVY	PA	Warminster	Naval Air Development Center	4	218	4	218	4	218
NAVY	CA	Point Mugu	Naval Air Station	1	816	1	816	0	0
NAVY	DC	Washington	Naval Air Systems Command	3	554	3	554	0	0
NAVY	VA	Crystal City	Naval Air Systems Command	3	554	3	554	0	0
NAVY	VA	Crystal City	Naval Air Warfare Center	3	10,702	3	10,702	0	0
NAVY	MD	Patuxent River	Naval Air Warfare Center	1	427	1	427	0	0
NAVY	MD	Patuxent River	Naval Aviation Support Office	2	289	2	289	2	427
NAVY	PA	Philadelphia	Naval Electronics Systems Engine	3	417	3	417	1	33
NAVY	MD	St. Inigoes	Naval Regional Contracting Ctr	1	417	1	417	1	417
NAVY	CA	Long Beach	Naval Regional Contracting Ctr	4	1,324	4	1,324	1	33
NAVY	DC	Naval Station	Naval Regional Contracting Ctr	1	105	1	105	1	96
NAVY	CA	San Diego	Naval Regional Contracting Ctr	1	105	1	105	1	105
NAVY	CA	San Diego	Naval Research Laboratory	1	2,984	1	2,984	0	0
NAVY	DC	Naval RES LAB	Naval Research Laboratory	3	2,984	2	2,984	0	0
NAVY	DC	National Visitor Cen	Naval Sea Systems Command	23	142,955	23	142,955	4	8,119
NAVY	DC	Washington	Naval Sea Systems Command	9	10,952	7	11,898	1	7,309
NAVY	DC	Washington	Naval Sea Systems Command	1	233	1	233	0	0
NAVY	VA	Arlington	Naval Space & Warfare Sys Cmd	12	2,607	12	2,607	1	167
NAVY	VA	Arlington	Naval Space & Warfare Sys Cmd	12	122	12	122	0	0
NAVY	RI	Naval USC	Naval Underwtr Sys Ctr (Code 911)	11	3,300	10	3,230	0	0
NAVY	CA	China Lake	Naval Weapons Center	11	1,576	11	1,576	0	0
NAVY	IN	Crane	Naval Weapons Support Center	1	1,576	1	1,576	0	0
NAVY	CA	San Diego	Navy Ocean System Center Code 70	1	119	1	119	0	0
NAVY	PA	Mechanicsburg	Navy Ships Parts Control Center	86	5,467	78	5,030	7	791
NAVY	FL	Jacksonville	Supervisor, Shipbuilding Convers	2	896	2	896	2	896
NAVY	FL	Jacksonville	Supervisor, Shipbuilding Convers	2	1,227	2	1,227	2	896
AIR FORCE	FL	Patrick AFB	45th CONS/PK	3	1,235	3	1,235	1	136
AIR FORCE	FL	Eglin AFB	AFFTC/PKRA	3	400	3	400	1	400
AIR FORCE	CA	Edwards AFB	AFFTC/PKRA R&D Contracts FTC	1	400	1	400	1	400
AIR FORCE	CA	Edwards AFB	AFFTC/PKRA R&D Contracts FTC	1	672	0	0	0	0
AIR FORCE	OH	Wright Patterson	AFBASC/YTK	13	21,623	13	21,623	0	0
AIR FORCE	OH	Wright Patterson	AFBASC/YTK	4	16,616	4	16,616	0	0
AIR FORCE	MA	Hanscom AFB	ESC/FAK	5	602	5	602	0	0
AIR FORCE	MA	Hanscom AFB	ESC/TNK	5	602	5	602	0	0
AIR FORCE	CA	McClellan AFB	Sacramento ALC/LMK	43	8,059	33	9,179	4	304
AIR FORCE	CA	McClellan AFB	Sacramento ALC/PK	33	12,689	33	12,689	4	149
AIR FORCE	GA	Robbins AFB	Warner Robins ALC/LYK	1	3,201	1	3,201	1	149
AIR FORCE	GA	Robbins AFB	Warner Robins ALC/PK	1	3,201	0	0	1	3,201

Prepared by:

Washington Headquarters Services  
Directorate for Information  
Operations and Reports

ST 28

# Prime Contract Awards by FSC/SVC and Purchasing Office in Excess of \$100,000

Dollars In Thousands

FY 1992

DEPT	STATE	CITY	PURCHASE OFFICE	TOTAL ALL AWARDS ACTIONS	327,662	390	U.S. BUSINESS ACTIONS	349	303,055	63	SMALL BUSINESS DOLLARS	28,959
5840			Radar Equipment, Except Airborne									
TOTAL			5840 Radar Equipment, Except Airborne	390	327,662	390	349	349	303,055	63	28,959	28,959

Prepared by:

Washington Headquarters Services  
Directorate for Information  
Operations and Reports

352

# Prime Contract Awards by FSC/SVC and Purchasing Office in Excess of \$100,000

Dollars In Thousands

FY 1992

## 5841 Radar Equipment, Airborne

DEPT	STATE	CITY	PURCHASE OFFICE	TOTAL ALL AWARDS ACTIONS	DOLLARS	U. S. BUSINESS ACTIONS	DOLLARS	SMALL BUSINESS ACTIONS	DOLLARS
ARMY	MO	St. Louis	USA Aviation Systems Command	2	6,498	2	6,498	0	0
ARMY	NJ	Fort Monmouth	USA Comm & Electronics Command	38	103,020	35	97,647	7	947
ARMY	AL	Redstone Arsenal	USA Missile Command	3	2,019	3	2,019	0	0
ARMY	NM	White Sands MSL RGE	USPFO for Oregon	9	653	0	0	0	0
ARMY	OR	Salem	NAC (Commodity Branch/642)	1	200	1	200	0	0
NAVY	IN	Indianapolis	Naval Air Development Center	1	2,001	0	0	1	200
NAVY	PA	Warminster	Naval Air Station	1	294	1	294	0	0
NAVY	CA	Point Mugu	Naval Air Systems Command	12	26,965	12	26,965	1	294
NAVY	DC	Washington	Naval Air Warfare Center	12	38,828	12	38,828	1	13,908
NAVY	VA	Crystal City	Naval Air Warfare Center	12	38,828	12	38,828	1	13,908
NAVY	MD	Patuxent River NATC	Naval Aviation Support Office	2	74,957	2	74,957	1	319
NAVY	PA	Philadelphia	Naval Aviation Support Office	127	3,403	101	70,671	9	319
NAVY	PA	Philadelphia NAVSA	Naval Aviation Support Office	12	3,403	12	3,403	0	922
NAVY	CA	Long Beach	Naval Regional Contracting Ctr	3	1,435	3	1,435	2	1,035
NAVY	VA	Dahlgren	Naval Surface Weapons Center	1	251	1	251	1	251
AIR FORCE	FL	Eglin AFB	AFDTC/PKO	2	157	2	157	1	130
AIR FORCE	OH	Wright Patterson AFB	AFBASC/YPK	29	115,494	17	60,692	0	0
AIR FORCE	MA	Hanscom AFB	ESC/TWK	11	47,340	11	47,340	0	0
AIR FORCE	UT	Hill AFB	Ogden ALC/LAK	12	4,798	10	4,567	0	27
AIR FORCE	UT	Hill AFB	Ogden ALC/LAK	5	1,687	4	1,827	0	0
AIR FORCE	CA	McClellan AFB	Sacramento ALC/LAK	3	2,287	3	2,287	0	0
AIR FORCE	TX	Kelly AFB	San Antonio ALC/LAK	3	2,947	3	2,947	0	0
AIR FORCE	GA	Robins AFB	Warner Robins ALC/LBK	3	2,928	3	2,928	0	0
AIR FORCE	GA	Robins AFB	Warner Robins ALC/LBK	7	45,943	7	45,943	2	65
AIR FORCE	GA	Robins AFB	Warner Robins ALC/LBK	6	10,247	6	10,247	0	0
AIR FORCE	GA	Robins AFB	Warner Robins ALC/LBK	63	25,945	51	17,528	15	7,071
AIR FORCE	GA	Robins AFB	Warner Robins ALC/LBK	10	1,512	10	1,512	0	0
DLA	OH	Dayton	Defense Electronics Supply Ctr	4	1,316	4	1,316	3	53
TOTAL		5841 Radar Equipment, Airborne		391	517,628	332	441,657	47	25,336

Prepared by:

Washington Headquarters Services  
Directorate for Information  
Operations and Reports



# Prime Contract Awards by FSC/SVC and Purchasing Office in Excess of \$100,000

Dollars In Thousands

FY 1992

## 5845 Underwater Sound Equipment

DEPT	STATE	CITY	PURCHASE OFFICE	TOTAL ALL AWARDS ACTIONS	DOLLARS	U.S. BUSINESS ACTIONS	DOLLARS	SMALL BUSINESS ACTIONS	BUSINESS DOLLARS
NAVY	MD	Bethesda	David Taylor Naval Ship R&D Ctr	2	1,436	2	1,436	1	1,015
NAVY	MA	Boston	Defense Contract Area Management	15	12,867	15	12,867	1	50-
NAVY	CT	Submarine Base	Defense Contract Management Area	2	285-	2	285-	0	0
NAVY	LA	New Orleans	Defense Contract Management Area	1	198-	1	198-	0	0
NAVY	MI	Detroit	Defense Contract Management Area	1	220	1	220	0	0
NAVY	CA	El Segundo	Defense Contract Management Divi	13	3,234	13	3,234	0	0
NAVY	GA	Marietta	Defense Contract Management Divi	10	4,054	8	3,646	0	0
NAVY	PA	PHIL NAV SHIPYD	Defense Contract Management Divi	8	3,453	8	3,453	0	0
NAVY	MA	Boston	Defense Contract Mngmt District	1	265	1	265	1	265
NAVY	MA	Lynn	Defense Plant Representative Off	1	552	1	552	0	0
NAVY	NY	Great Neck	Defense Plant Representative Off	2	1,783	2	1,783	0	0
NAVY	VA	Norfolk	Defense Plant Representative Off	7	382	6	351	4	267
NAVY	IN	Indianapolis	Military Sealift Command	11	66,920	11	66,920	0	0
NAVY	IN	Indianapolis	NAC (ASW Program Branch/612)	6	20,392	4	18,378	0	0
NAVY	PA	Warminster	NAC (SCADC Program Branch/614)	2	5,480	0	0	0	0
NAVY	PA	Crystal City	Naval Air Development Center	1	19,270	1	19,270	3	296
NAVY	PA	Philadelphia	Naval Air Systems Command	31	5,480	31	5,480	0	0
NAVY	PA	Philadelphia	Naval Aviation Support Office	1	117-	1	117-	0	0
NAVY	DC	National Visitor Cen	Naval Aviation Support Office	1	200	1	200	0	0
NAVY	DC	Washington	Naval Sea Systems Command	73	564,798	69	557,766	3	1,792
NAVY	CA	Mare ISL NAV SHIPYD	Naval Sea Systems Command	3	119	2	84	2	84
NAVY	VA	Arlington	Naval Shipyard	29	61,303	28	61,151	2	19,081
NAVY	WA	Bremerton	Naval Space & Warfare Sys Cmd	4	8,294	3	8,046	3	8,046
NAVY	RI	Naval USC	Naval Supply Center Puget Sound	1	209	0	0	0	0
NAVY	WA	Keyport NTS	Naval Undersea Warfare Center	1	236	1	236	4	375
NAVY	RI	Naval USC	Naval Undersea Warfare Eng Sta	8	3,917	7	3,549	4	122
NAVY	RI	Newport	Naval Underwtr Sys Ctr (Code 912)	2	264	2	264	1	122
NAVY	RI	Naval USC	Naval Underwtr Sys Ctr (Code 921)	3	22,810	2	13,189	1	472
NAVY	IN	Crane NAVWSC	Naval Underwtr Sys Ctr (Code 922)	4	3,124	4	3,124	2	1,285
NAVY	SC	Charleston	Naval Weapons Support Center	3	176	3	176	1	199
NAVY	CA	San Diego	Navy Coastal Systems Center	2	379	2	379	2	379
NAVY	CA	San Diego	Navy Ocean System Center Code 50	1	130	1	130	1	130
NAVY	CA	San Diego	Navy Ocean System Center Code 6	5	480	5	480	2	103
NAVY	PA	Mechanicsburg	Navy Ships Parts Control Center	120	9,376	118	8,279	28	3,871
NAVY	DC	Washington	Space & Naval Warfare Sys Cmd	5	16,099	5	16,099	0	0
NAVY	VA	Arlington	Space & Naval Warfare Sys Cmd	1	1,120	1	1,120	0	0
NAVY	CA	San Diego	Supervisor, Shipbuilding Convers	3	2,208	3	2,208	0	0
NAVY	CT	Groton	Supervisor, Shipbuilding Convers	5	6,312	5	6,312	0	0
NAVY	VA	Newport News	Supervisor, Shipbuilding Convers	2	5,432	2	5,432	0	0
CLA	OH	Dayton	Defense Electronics Supply Ctr	2	188	2	188	2	188

Prepared by:

Washington Headquarters Services  
Directorate for Information  
Operations and Reports

ST 28

# Prime Contract Awards by FSC/SVC and Purchasing Office in Excess of \$100,000

Dollars In Thousands

FY 1992

DEPT	STATE	CITY	PURCHASE OFFICE	TOTAL ALL AWARDS ACTIONS	848,027	U. S. BUSINESS ACTIONS	380	825,296	SMALL BUSINESS ACTIONS	68	38,009
5845			Underwater Sound Equipment								
TOTAL	5845		Underwater Sound Equipment	406	848,027	380	380	825,296	68	68	38,009

Prepared by:

Washington Headquarters Services  
Directorate for Information  
Operations and Reports

355

ST 28

# Prime Contract Awards by FSC/SVC and Purchasing Office in Excess of \$100,000

Dollars In Thousands

FY 1992

## 5850 Visible &amp; Invisible Light Comm Equipment

DEPT	STATE	CITY	PURCHASE OFFICE	TOTAL ALL AWARDS ACTIONS	DOLLARS	U. S. BUSINESS ACTIONS	DOLLARS	SMALL BUSINESS ACTIONS	DOLLARS
ARMY	IL	Rock Island	HQ AMCCOM	1	152	1	152	0	0
ARMY	NJ	Fort Monmouth	USA Comm & Electronics Command	1	158	0	0	0	0
ARMY	NM	White Sands MSL RGE	USA White Sands Missile Range	3	1,626	3	1,626	0	0
ARMY	CO	Colorado Springs	USAR Space	1	128	1	128	0	0
NAVY	VA	Arlington	Naval Space & Warfare Sys Cmd	4	2,037	4	2,037	0	0
NAVY	PA	Mechanicsburg	Navy Ships Parts Control Center	10	921	10	921	1	70
NAVY	VA	Arlington	Space & Naval Warfare Sys Cmd	3	1,820	3	1,820	0	0
AIR FORCE	CA	McClellan AFB	Sacramento ALC/LMK	1	11,972	1	11,972	0	0
AIR FORCE	GA	Robins AFB	Warner Robins ALC/PK	1	550	1	550	0	0
DLA	OH	Dayton	Defense Electronics Supply Ctr	3	160	3	160	1	35
<b>TOTAL</b>			<b>5850 Visible &amp; Invisible Light Comm Equipment</b>	<b>29</b>	<b>19,551</b>	<b>28</b>	<b>19,393</b>	<b>2</b>	<b>105</b>

Prepared by:

Washington Headquarters Services  
Directorate for Information  
Operations and Reports

356

# Prime Contract Awards by FSC/SVC and Purchasing Office in Excess of \$100,000

Dollars In Thousands

FY 1992

5855 Night Vision Equipment		PURCHASE OFFICE		TOTAL ALL AWARDS	U.S. BUSINESS	SMALL BUSINESS
DEPT	STATE CITY			ACTIONS DOLLARS	ACTIONS DOLLARS	ACTIONS DOLLARS
ARMY	NM White Sands	Commander USA Vul Asmt Lab	2	650	2	650
ARMY	VA Fort Belvoir	USA Belvoir Resch Devl & Engrng	7	571	0	0
ARMY	NJ Fort Monmouth	USA Comm & Electronics Command	53	197,624	47	192,858
ARMY	UT Dugway	USA Dugway Proving Ground	1	1,039	0	0
ARMY	AL Redstone Arsenal	USA Missile Command	9	1,573	9	1,573
ARMY	NY New York	USAREUR Contracting Center	1	100	0	0
ARMY	VA Quantico MCD&EC	Marine Corps Systems Command	2	195	0	0
NAVY	VA Crystal City	Naval Air Systems Command	5	44,221	0	0
NAVY	PA Philadelphia	Naval Aviation Support Office	24	4,526	23	4,352
NAVY	CA Norton AFB	AFMCC/PK	3	104	0	0
AIR FORCE	NY New York	Det 2 7000 CONS/LGC	1	188	0	0
AIR FORCE	GA Robins AFB	Warner Robins ALC/LMK	1	272	1	272
AIR FORCE	GA Robins AFB	Warner Robins ALC/LUK	4	15,798	4	15,798
AIR FORCE	GA Robins AFB	Warner Robins ALC/LYK	4	519	4	519
DLA	OH Dayton	Defense Electronics Supply Ctr	4	210	3	150
ODA	FL MacDill AFB	Commander US Spec Opns Cmd	2	208	1	150
<b>TOTAL</b>	<b>5855 Night Vision Equipment</b>		<b>131</b>	<b>268,348</b>	<b>99</b>	<b>216,667</b>
						<b>31</b>
						<b>9,041</b>

Prepared by:

Washington Headquarters Services  
Directorate for Information  
Operations and Reports

# Prime Contract Awards by FSC/SVC and Purchasing Office in Excess of \$100,000

Dollars In Thousands

FY 1992

5860 Stimulated Coherent Radiation Devices

DEPT	STATE	CITY	PURCHASE OFFICE	TOTAL ALL AWARDS ACTIONS	TOTAL ALL AWARDS DOLLARS	U. S. BUSINESS ACTIONS	U. S. BUSINESS DOLLARS	SMALL BUSINESS ACTIONS	SMALL BUSINESS DOLLARS
ARMY	NJ	Fort Monmouth	USA Comm & Electronics Command	7	1,282	5	1,209	4	1,065
NAVY	PA	Philadelphia	Naval Aviation Support Office	1	2,074	1	2,074	0	0
NAVY	PA	Mechanicsburg	Navy Ships Parts Control Center	3	585	3	585	0	0
AIR FORCE	FL	Patrick AFB	45th CONS/PK	1	228	1	228	0	0
AIR FORCE	OH	Wright Patterson	AFBASC/PKW	1	125	1	125	0	0
AIR FORCE	NY	Griffiss AFB	CINCSAC/LGC	4	146	3	115	2	82
AIR FORCE	NM	Kirtland AFB	PL/PKO Operational Contracting	10	711	10	711	1	37
AIR FORCE	CO	Colorado Springs	USAF/LGC USAF Academy	1	175	1	175	1	175
<b>TOTAL</b>			<b>5860 Stimulated Coherent Radiation Devices</b>	<b>37</b>	<b>5,745</b>	<b>31</b>	<b>5,440</b>	<b>11</b>	<b>1,481</b>

Prepared by:

Washington Headquarters Services  
Directorate for Information  
Operations and Reports

# Prime Contract Awards by FSC/SVC and Purchasing Office in Excess of \$100,000

Dollars In Thousands

FY 1992

## 5865 Elct Countermeasures &amp; Quick Reaction Eq

DEPT	STATE	CITY	PURCHASE OFFICE	TOTAL ALL ACTIONS	AWARDS DOLLARS	U. S. ACTIONS	BUSINESS DOLLARS	SMALL ACTIONS	BUSINESS DOLLARS
ARMY	VA	Warrenton	HQ US Army Garrison	31	29,587	30	29,532	9	2,591
ARMY	PA	Tobyhanna	Tobyhanna Army Depot	1	19,225	1	19,225	1	225
ARMY	NJ	Fort Monmouth	USA Com. & Electronics Command	16	19,888	14	15,506	1	27
NAVY	CA	EI Segundo	Defense Contract Management Divi	17	6,265	17	6,265	0	0
NAVY	PA	PHIL NAV SHIPYD	Defense Contract Management Divi	4	7,872	4	7,872	0	0
NAVY	CA	Pomona	Defense Plant Representative Off	2	2,095	2	2,095	0	0
NAVY	NY	Great Neck	Defense Plant Representative Off	2	555	2	555	0	0
NAVY	IN	Indianapolis	NAC (Commodity Branch/642)	2	185	1	88	1	88
NAVY	IN	Indianapolis	Nac (Production Support B/632)	5	300	5	300	3	218
NAVY	CA	Point Mugu	Naval Air Station	3	1,567	3	1,567	0	0
NAVY	DC	Washington	Naval Air Systems Command	12	15,008	11	14,567	0	0
NAVY	VA	Crystal City	Naval Air Systems Command	7	45,810	5	31,701	1	1,336
NAVY	PA	Philadelphia	Naval Aviation Support Office	94	24,177	91	24,638	22	4,150
NAVY	PA	Philadelphia	Naval Aviation Support Office	6	1,245	6	1,245	0	0
NAVY	CA	Long Beach	Naval Regional Contracting Ctr	2	4,190	2	4,190	0	0
NAVY	DC	National Visitor Cen	Naval Sea Systems Command	38	6,060	33	5,894	28	2,817
NAVY	DC	Washington	Naval Sea Systems Command	26	70,871	26	70,871	3	4,245
NAVY	DC	Washington	Naval Space & Warfare Sys Cmd	1	379	1	379	0	0
NAVY	VA	Dahlgren	Naval Surface Weapons Center	1	131	1	131	1	131
NAVY	CA	China Lake NWC	Naval Weapons Center	2	160	2	160	1	40
NAVY	IN	Crane NAVMSC	Naval Weapons Support Center	1	753	1	753	0	0
NAVY	PA	Mechanicsburg	Naval Ships Parts Control Center	80	8,241	75	7,925	7	84-
NAVY	NY	Brooklyn NAVSA	Supervisor, Shipbuilding Convers	5	584	5	584	0	0
AIR FORCE	OH	Wright Patterson	AFBASC/BIK	6	20,220	6	20,220	0	0
AIR FORCE	OH	Wright Patterson	AFBASC/SDBK	1	260	1	260	0	0
AIR FORCE	OH	Wright Patterson	AFBASC/SDFK	5	5,804	5	5,804	0	0
AIR FORCE	OH	Wright Patterson	AFBASC/VFK	18	172,151	17	160,527	0	0
AIR FORCE	OH	Wright Patterson	AFBASC/YPK	7	9,029	6	8,694	0	0
AIR FORCE	LA	Barksdale AFB	BMW/LGC	1	118	1	118	0	0
AIR FORCE	MA	Hanscom AFB	ESC/TGK	2	18,850	2	18,850	0	0
AIR FORCE	OK	Tinker AFB	Oklahoma City ALC/LAD	4	4,385	4	4,385	0	0
AIR FORCE	GA	Robins AFB	Warner Robins ALC/LFK	1	12,750	1	12,750	0	0
AIR FORCE	GA	Robins AFB	Warner Robins ALC/LMK	163	187,556	136	177,244	42	10,774
AIR FORCE	GA	Robins AFB	Warner Robins ALC/LUK	1	1,500	1	1,500	0	0
AIR FORCE	GA	Robins AFB	Warner Robins ALC/PAK	11	10,220	11	10,220	0	0
AIR FORCE	GA	Robins AFB	Warner Robins ALC/PAK	3	10,345-	3	10,345-	2	320-
DLA	OH	Dayton	Defense Electronics Supply Ctr	1	242	1	242	0	0
ODA	DC	Washington	On-Site Inspection Agency	4	386	4	386	0	0
TOTAL			5865 Elct Countermeasures & Quick Reaction Eq	605	689,553	552	634,610	127	26,307

Prepared by:

Washington Headquarters Services  
Directorate for Information  
Operations and Reports

# Prime Contract Awards by FSC/SVC and Purchasing Office in Excess of \$100,000

Dollars In Thousands

FY 1992

## 5895 Miscellaneous Communication Equipment

DEPT	STATE	CITY	PURCHASE OFFICE	TOTAL ALL AWARDS ACTIONS	DOLLARS	U. S. BUSINESS ACTIONS	DOLLARS	SMALL BUSINESS ACTIONS	DOLLARS
ARMY	TX	Fort Bliss	Cdr USA Air Defense Artillery	2	181	1	76	1	76
ARMY	VA	Fort Eustis	Commander USA Transportation	1	189	1	189	1	189
ARMY	GA	Fort McPherson	Directorate of Contracting	4	1,082	3	984	3	984
ARMY	VA	Fort Belvoir	Ft Belvoir Dir of Contracting	10	1,717	8	1,535	1	221
ARMY	AK	Fort Richardson	HQ 6th Infantry Div/USA Garrison	1	158	0	0	0	0
ARMY	IL	Rock Island	HQ AMCCOM	3	833	3	833	1	113
ARMY	VA	Warrenton	HQ US Army Garrison	23	22,036	23	22,036	2	100
ARMY	CA	Sacramento	Sacramento Army Depot	4	142	0	0	0	0
ARMY	MD	Aberdeen PROV GRND	USA Aberdeen Proving Ground	20	6,430	15	6,091	7	875
ARMY	MO	St. Louis	USA Aviation Systems Command	3	1,298	3	1,298	3	1,298
ARMY	NJ	Fort Monmouth	USA Comm & Electronics Command	224	499,101	197	490,782	49	12,612
ARMY	VA	Winchester	USA Engineer Middle East/Africa	5	6,154	0	0	0	0
ARMY	MS	Vicksburg	USA Engineer Water-Ways Exp Sta	2	149	2	149	0	0
ARMY	VA	Fort Belvoir	USA Intelligence & Security Cnd	3	2,020	2	1,914	2	1,914
ARMY	AL	Redstone Arsenal	USA Missile Command	17	38,019	14	37,629	4	156
ARMY	MA	Natick	USA Natick Resch Devl & Engrng	1	347	1	157	1	157
ARMY	HI	Fort Shafter	USA Support Command	2	347	1	157	1	157
ARMY	MI	Fort Warren	USA Tank-Automotive Command	3	3,020	3	3,020	0	0
ARMY	MI	White Sands MSL RGE	USA White Sands Missile Range	7	4,408	4	4,074	3	3,977
ARMY	AZ	Yuma	USA Yuma Proving Ground	7	641	6	613	6	613
NAVY	PA	Philadelphia	Aviation Supply Office	2	287	0	0	0	0
NAVY	DC	Bethesda	David Taylor Naval Ship R&D Ctr	14	124	1	91	1	91
NAVY	DC	Washington	Marine Corps	5	848	11	525	2	65
NAVY	VA	Quantico MCD&EC	Military Sealift Command	2	385	15	385	4	339
NAVY	VA	Norfolk	NAC (AN-AYK14 B/611)	63	214	1	183	0	0
NAVY	IN	Indianapolis	NAC (Avionics Prog Branch 614)	3	76,451	63	76,451	0	0
NAVY	IN	Indianapolis	NAC (Commodity Branch/642)	3	1,552	3	1,552	0	0
NAVY	IN	Indianapolis	NAC (Commodity Branch 613)	1	5,227	1	5,227	0	0
NAVY	IN	Indianapolis	NAC (PSC-2 Branch 613)	2	5,348	2	5,227	0	0
NAVY	IN	Indianapolis	NAC (Prod Support Branch B/631)	17	5,348	16	5,278	9	1,174
NAVY	IN	Indianapolis	NAC (Production Support Branch/633)	1	3,455	1	3,455	1	455
NAVY	IN	Indianapolis	NAC (Weapons Program Branch/613)	1	3,890	1	3,890	1	455
NAVY	PA	Philadelphia	NRCC Phila (Lg Purch)	33	14,509	23	8,460	4	745
NAVY	IN	Indianapolis	Nac (Production Support B/632)	5	902	5	902	5	902
NAVY	PA	Warminster	Naval Air Development Center	8	1,101	5	936	1	180
NAVY	NJ	Lakehurst	Naval Air Engineering Center	3	1,763	3	1,763	3	1,763
NAVY	CA	Point Mugu	Naval Air Station	12	4,175	11	4,143	7	1,973
NAVY	DC	Washington	Naval Air Systems Command	33	79,924	32	79,779	1	480
NAVY	VA	Crystal City	Naval Air Systems Command	10	24,285	9	24,147	2	186
NAVY	MD	Patuxent River NATC	Naval Air Warfare Center, Aircra	13	2,601	10	2,307	5	2,062

Prepared by:

Washington Headquarters Services  
Directorate for Information  
Operations and Reports

# Prime Contract Awards by FSC/SVC and Purchasing Office in Excess of \$100,000

Dollars In Thousands

FY 1992

## 5895 Miscellaneous Communication Equipment

DEPT	STATE	CITY	PURCHASE OFFICE	TOTAL ALL AWARDS ACTIONS	TOTAL ALL AWARDS DOLLARS	U. S. BUSINESS ACTIONS	U. S. BUSINESS DOLLARS	SMALL BUSINESS ACTIONS	SMALL BUSINESS DOLLARS
NAVY	PA	Philadelphia	Naval Aviation Support Office	150	37,591	133	35,273	20	749
NAVY	PA	Philadelphia	Naval Aviation Support Office	15	3,865	15	3,865	0	0
NAVY	MD	St. Inigoes	Naval Electronics Systems Engine	9	3,545	9	3,545	9	545
NAVY	DC	Washington	Naval Imaging Command Washington	2	183	0	0	0	0
NAVY	KY	Louisville	Naval Ordnance Station	1	2,309	1	2,309	1	2,309
NAVY	CA	Long Beach	Naval Regional Contracting Ctr	11	1,543	11	1,543	10	1,213
NAVY	DC	Naval Station	Naval Regional Contracting Ctr	16	2,846	13	2,719	5	483
NAVY	DC	Washington	Naval Regional Contracting Ctr	2	124	2	124	2	124
NAVY	NY	New York	Naval Regional Contracting Ctr	6	622	0	0	0	0
NAVY	DC	Naval RES LAB	Naval Research Laboratory	4	334	4	334	2	77
NAVY	DC	Washington	Naval Research Laboratory	5	467	5	467	3	329
NAVY	DC	National Visitor Cen	Naval Sea Systems Command	20	151,895	20	151,895	3	58,994
NAVY	DC	Washington	Naval Sea Systems Command	7	16,646	7	16,646	1	443
NAVY	DC	Washington	Naval Space & Warfare Sys Cmd	10	5,539	9	5,496	3	1,572
NAVY	VA	Arlington	Naval Space & Warfare Sys Cmd	4	2,322	4	2,322	1	699
NAVY	HI	Pearl Harbor NC	Naval Supply Center	4	166	1	73	0	0
NAVY	SC	Charleston	Naval Supply Center	10	668	5	483	5	483
NAVY	VA	Norfolk	Naval Supply Center	14	577	13	545	2	156
NAVY	WA	Bremerton	Naval Supply Center	6	131	0	0	0	0
NAVY	VA	Dahlgren	Naval Surface Weapons Center	6	531	3	426	1	250
NAVY	RI	Naval USC	Naval Surface Weapons Center	1	175	0	0	0	0
NAVY	CA	China Lake NWC	Naval Underwtr Sys Ctr (Code 911)	6	364	3	201	0	0
NAVY	CA	Vallejo	Naval Weapons Center	3	143	3	143	2	115
NAVY	VA	Portsmouth	Navy Electronics Systems Eng Ctr	71	7,201	69	7,124	3	143
NAVY	CA	San Diego	Navy Electronics Systems Eng Ctr	6	1,075	6	1,075	6	601
NAVY	CA	San Diego	Navy Ocean System Center Code 70	4	2,200	4	2,200	3	383
NAVY	PA	Mechanicsburg	Navy Ocean System Center NPRDC	4	2,200	4	2,200	3	2,137
NAVY	NH	Portsmouth	Navy Ships Parts Control Center	163	18,125	154	14,824	32	2,372
NAVY	CA	San Diego	Portsmouth Naval Shipyard	3	283	2	179	0	0
NAVY	CA	San Diego	Public Works Center	1	427	0	0	0	0
NAVY	DC	Washington	Space & Naval Warfare Sys Cmd	9	11,352	9	11,352	9	11,352
NAVY	VA	Arlington	Space & Naval Warfare Sys Cmd	5	5,208	5	5,208	4	831
AIR FORCE	HI	Hickam AFB	15 CONS/LGC	1	387	1	387	0	0
AIR FORCE	AK	Elmendorf AFB	3 CONS/LGCC	2	291	2	291	0	0
AIR FORCE	CA	Vandenberg AFB	30th CONS/PK	1	1,220	1	1,220	0	0
AIR FORCE	VA	Langley AFB	4000 Cont Squadron	10	2,768	10	2,768	10	2,220
AIR FORCE	FL	Eglin AFB	AFDTC/PKO	6	452	4	295	3	768
AIR FORCE	CA	Edwards AFB	AFFTC/PKRB	2	341	1	295	1	190
AIR FORCE	OH	Wright Patterson AFB	AFBASC/PKG	3	676	3	676	1	43
AIR FORCE	OH	Wright Patterson AFB	AFBASC/RWKE	9	18,164	5	11,492	3	676
AIR FORCE	OH	Wright Patterson AFB	AFBASC/RWKR	1	986	1	986	0	0

Prepared by:

Washington Headquarters Services  
Directorate for Information  
Operations and Reports



# Prime Contract Awards by FSC/SVC and Purchasing Office in Excess of \$100,000

Dollars In Thousands

FY 1992

5895 Miscellaneous Communication Equipment

DEPT	STATE	CITY	PURCHASE OFFICE	TOTAL ALL ACTIONS	AWARDS DOLLARS	U.S. ACTIONS	BUSINESS DOLLARS	SMALL ACTIONS	BUSINESS DOLLARS
AIR FORCE	OH	Wright	AFBASC/SDFK	2	13,880	1	1,430	0	0
AIR FORCE	OH	Wright	AFBASC/VXK	11	10,842	11	10,842	0	0
AIR FORCE	OH	Wright	AFBASC/VXK	17	15,594	7	15,594	3	10,869
AIR FORCE	MO	Whiteman	CINCSAC/LGC	1	133	0	0	0	0
AIR FORCE	NY	Griffiss	CINCSAC/LGC	3	265	3	265	2	66
AIR FORCE	CA	Norton	Detachment 42/PK	2	112	2	112	0	0
AIR FORCE	MA	Hanscom	ESC/AVK	12	18,596	12	18,596	0	0
AIR FORCE	MA	Hanscom	ESC/FAK	3	491	1	147	0	0
AIR FORCE	MA	Hanscom	ESC/MSK	3	488	3	488	0	0
AIR FORCE	MA	Hanscom	ESC/TGK	16	35,336	16	35,336	0	0
AIR FORCE	MA	Hanscom	ESC/TNK	2	18,850	2	18,850	0	0
AIR FORCE	MA	Hanscom	ESC/VVK	4	420	4	420	4	420
AIR FORCE	NY	New York	HQ USMTM/SAS/LGC	1	236	0	0	0	0
AIR FORCE	NY	New York	OL-A Det 2 7000 CONS/LGC	1	788	0	0	0	0
AIR FORCE	UT	Hill	Ogden ALC/LAK	13	1,236	6	390	4	275
AIR FORCE	UT	Hill	Ogden ALC/LIK	2	128	2	128	2	128
AIR FORCE	UT	Hill	Ogden ALC/LIK	8	820	8	820	0	0
AIR FORCE	UT	Hill	Ogden ALC/PK	3	169	2	75	1	48
AIR FORCE	OK	Tinker	Ogden ALC/PAK	3	127	3	127	1	32
AIR FORCE	AL	Maxwell	Oklaoma City ALC/LID	2	148	2	148	2	148
AIR FORCE	CA	McClellan	SSC/PK Gunter Annex	58	68,289	54	43,618	24	18,636
AIR FORCE	CA	McClellan	Sacramento ALC/LMK	12	3,952	12	3,952	2	636
AIR FORCE	TX	Kelly	Sacramento ALC/PAK	2	817	0	0	0	0
AIR FORCE	TX	Kelly	San Antonio ALC/LAK	9	2,015	8	1,890	1	97
AIR FORCE	GA	Robins	San Antonio ALC/LDK	8	2,015	7	6,497	3	149
AIR FORCE	GA	Robins	Warner Robins ALC/LFK	8	6,828	7	6,497	3	149
AIR FORCE	GA	Robins	Warner Robins ALC/LMK	10	1,360	7	2,849	5	522
AIR FORCE	GA	Robins	Warner Robins ALC/LMK	5	1,360	4	2,400	0	0
AIR FORCE	GA	Robins	Warner Robins ALC/LYK	47	13,254	38	8,147	13	2,431
AIR FORCE	GA	Robins	Warner Robins ALC/PAK	8	5,877	8	5,877	0	0
AIR FORCE	PA	Philadelphia	Warner Robins ALC/PAK	2	141	2	141	1	86
DLA	PA	Philadelphia	Def Pers Spt Ctr (Instal Spt)	2	132	0	0	0	0
DLA	OH	Columbus	Defense Construction Supply Ctr	2	163	0	163	0	0
DLA	OH	Dayton	Defense Electronics Supply Ctr	30	4,194	29	4,159	10	1,619
DLA	VA	Richmond	Defense General Supply Center	1	1,961	1	1,961	0	0
OCE	CA	Los Angeles	USA Engineer Dist Los Angeles	4	1,190	2	1,222	2	122
OCE	IL	Rock Island	USA Engineer Dist Rock Island	2	153	2	153	1	38
ODA	FL	MacDill	Commander US Spec Ops Cmd	1	3,721	1	3,721	1	3,721
ODA	IL	Scott	DECCO	21	3,552	16	3,316	5	2,359
ODA	DC	Washington	Def Information Systems Agency	5	762	4	737	1	44
ODA	NM	Kirtland	Defense Evaluation Support Act	1	138	0	0	0	0

Prepared by:

Washington Headquarters Services  
Directorate for Information  
Operations and Reports

# Prime Contract Awards by FSC/SVC and Purchasing Office in Excess of \$100,000

Dollars In Thousands

FY 1992

## 5895 Miscellaneous Communication Equipment

DEPT	STATE	CITY	PURCHASE OFFICE	TOTAL ALL AWARDS ACTIONS	DOLLARS	U.S. BUSINESS ACTIONS	DOLLARS	SMALL BUSINESS ACTIONS	DOLLARS
ODA	VA	Reston	Defense Mapping Agency Sys Ctr	5	368	5	368	5	368
ODA	DC	Washington	Defense Supply Svc - Washington	3	333	3	333	3	333
ODA	DC	Washington	Virginia Contracting Activity	2	125	2	125	2	125
<b>TOTAL</b>	<b>5895</b>	<b>Miscellaneous</b>	<b>Communication Equipment</b>	<b>1,590</b>	<b>1,359,169</b>	<b>1,352</b>	<b>1,270,297</b>	<b>393</b>	<b>173,615</b>

Prepared by:

Washington Headquarters Services  
Directorate for Information  
Operations and Reports

363

# Prime Contract Awards by FSC/SVC and Purchasing Office in Excess of \$100,000

Dollars In Thousands

FY 1992

## 5905 Resistors

DEPT	STATE	CITY	PURCHASE OFFICE	TOTAL ALL AWARDS ACTIONS	TOTAL ALL AWARDS DOLLARS	U. S. BUSINESS ACTIONS	U. S. BUSINESS DOLLARS	SMALL BUSINESS ACTIONS	SMALL BUSINESS DOLLARS
ARMY	MO	St. Louis	USA Aviation Systems Command	4	196	4	196	3	117
ARMY	AL	Redstone Arsenal	USA Missile Command	3	184	3	184	2	136
ARMY	MI	Warren	USA Tank-Automotive Command	4	1,859	4	1,859	0	0
NAVY	PA	Philadelphia	Naval Aviation Support Office	4	150	4	150	2	81
NAVY	VA	Norfolk NAV SHIPYD	Naval Shipyard	1	110	1	110	1	110
NAVY	PA	Mechanicsburg	Navy Ships Parts Control Center	2	412	2	412	2	412
AIR FORCE	OK	Tinker AFB	Oklahoma City ALC/LID	9	411	5	239	1	47
AIR FORCE	OK	Tinker AFB	Oklahoma City ALC/LPO	2	546	2	546	0	0
AIR FORCE	TX	Kelly AFB	San Antonio ALC/LDK	5	271	4	141	1	35
DLA	OH	Dayton	Defense Electronics Supply Ctr	24	1,450	22	1,349	8	515
TOTAL		5905 Resistors		63	5,732	55	5,301	22	1,579

Prepared by:

Washington Headquarters Services  
Directorate for Information  
Operations and Reports

# Prime Contract Awards by FSC/SVC and Purchasing Office in Excess of \$100,000

Dollars In Thousands

FY 1992

## 5910 Capacitors

DEPT	STATE	CITY	PURCHASE OFFICE	TOTAL ALL AWARDS ACTIONS	TOTAL ALL AWARDS DOLLARS	U. S. BUSINESS ACTIONS	U. S. BUSINESS DOLLARS	SMALL BUSINESS ACTIONS	SMALL BUSINESS DOLLARS
ARMY	MI	Warren	USA Tank-Automotive Command	2	164	2	164	0	0
NAVY	SC	Charleston	Naval Supply Center	1	173	1	173	1	173
NAVY	VA	Dahlgren	Naval Surface Weapons Center	1	153	1	153	1	153
NAVY	PA	Mechanicsburg	Navy Ships Parts Control Center	3	199	3	199	1	40-
AIR FORCE	NM	Cannon AFB	27 TFW/LGC	1	270	1	270	1	270
AIR FORCE	OK	Tinker AFB	Oklahoma City ALC/LPO	5	258	5	258	1	58
DLA	OH	Dayton	Defense Electronics Supply Ctr	6	167	6	167	3	68
TOTAL 5910 Capacitors				29	1,881	27	1,805	13	910

Prepared by:

Washington Headquarters Services  
Directorate for Information  
Operations and Reports

# Prime Contract Awards by FSC/SVC and Purchasing Office in Excess of \$100,000

Dollars In Thousands

FY 1992

## 5915 Filters and Networks

DEPT	STATE	CITY	PURCHASE OFFICE	TOTAL ALL AWARDS ACTIONS	TOTAL ALL AWARDS DOLLARS	U. S. BUSINESS ACTIONS	U. S. BUSINESS DOLLARS	SMALL BUSINESS ACTIONS	SMALL BUSINESS DOLLARS
ARMY	AL	Annisston	Annisston Army Depot	1	499	1	499	1	499
ARMY	IL	Rock Island	HQ AMCCOM	2	164	2	164	1	208
ARMY	NJ	Fort Monmouth	USA Comm & Electronics Command	2	225	2	225	1	225
ARMY	AL	Redstone Arsenal	USA Missile Command	3	128	3	128	3	128
NAVY	IN	Indianapolis	NAC (BRU-32 Bomb Rack B/613)	2	156	2	156	2	156
NAVY	IN	Indianapolis	NAC (Prod Support Branch B/631)	3	182	3	182	2	84
NAVY	IN	Indianapolis	Nac (Production Support B/632)	1	123	1	123	2	123
NAVY	PA	Philadelphia	Naval Aviation Support Office	17	1,031	17	1,031	1	123
NAVY	PA	Philadelphia	Naval Aviation Support Office	3	156	3	156	7	480
NAVY	VA	Norfolk	Naval Supply Center	1	235	1	235	0	0
NAVY	SC	Charleston	Navy Coastal Systems Center	1	148	1	148	1	235
NAVY	CA	San Diego	Navy Ocean System Center Code 70	1	145	1	145	1	148
NAVY	PA	Mechanicsburg	Navy Ships Parts Control Center	23	2,365	22	145	2	145
AIR FORCE	CA	McClellan AFB	Sacramento ALC/LMK	3	2,449	22	2,365	7	1,260
DLA	OH	Dayton	Defense Electronics Supply Ctr	17	1,173	17	2,449	1	31
							1,173	12	730
<b>TOTAL</b>		<b>5915 Filters and Networks</b>		<b>92</b>	<b>9,490</b>	<b>90</b>	<b>9,437</b>	<b>48</b>	<b>4,628</b>

Prepared by:

Washington Headquarters Services  
Directorate for Information  
Operations and Reports

# Prime Contract Awards by FSC/SVC and Purchasing Office in Excess of \$100,000

Dollars In Thousands

FY 1992

## 5920 Fuses, Arrestors, Absorbers, & Protectors

DEPT	STATE	CITY	PURCHASE OFFICE	TOTAL ALL AWARDS ACTIONS	U.S. BUSINESS ACTIONS	SMALL BUSINESS ACTIONS	U.S. BUSINESS DOLLARS	SMALL BUSINESS DOLLARS
NAVY	PA	Philadelphia	Naval Aviation Support Office	2	2	0	229	0
AIR FORCE	UT	Hill AFB	Ogden ALC/PKO	2	2	0	727	0
DLA	OH	Dayton	Defense Electronics Supply Ctr	20	18	13	630	405
<b>TOTAL</b>			<b>5920 Fuses, Arrestors, Absorbers, &amp; Protectors</b>	<b>36</b>	<b>30</b>	<b>20</b>	<b>1,994</b>	<b>725</b>

Prepared by:

Washington Headquarters Services  
Directorate for Information  
Operations and Reports

# Prime Contract Awards by FSC/SVC and Purchasing Office in Excess of \$100,000

Dollars in Thousands

FY 1992

## 5925 Circuit Breakers

DEPT	STATE	CITY	PURCHASE OFFICE	TOTAL ALL AWARDS ACTIONS	TOTAL ALL AWARDS DOLLARS	U. S. BUSINESS ACTIONS	U. S. BUSINESS DOLLARS	SMALL BUSINESS ACTIONS	SMALL BUSINESS DOLLARS
ARMY	GA	Fort Stewart	Directorate of Contracting	1	206	1	206	1	206
ARMY	NY	New York	Regional Contrng Off Hanau	2	125	0	0	0	0
ARMY	MO	St. Louis	USA Aviation Systems Command	2	143	2	143	1	56
NAVY	PA	Philadelphia	NRCC Phila (Lg Purch)	1	250	1	250	0	0
NAVY	VA	Norfolk	Naval Shipyard	2	232	2	232	1	36
NAVY	CA	Oakland	Naval Supply Center	3	152	3	152	2	152
NAVY	WA	Bremerton	Naval Supply Center	3	270	3	270	2	157
NAVY	PA	Mechanicsburg	Navy Ships Parts Control Center	23	3,773	20	2,976	2	157
NAVY	NH	Portsmouth	Portsmouth Naval Shipyard	2	288	2	288	1	48
AIR FORCE	TN	Arnold ENG DEV CTR	AEDC/PKP Operational Contracting	1	358	1	358	1	358
AIR FORCE	CA	McClellan AFB	Sacramento ALC/LIK	3	232	3	232	3	232
DLA	OH	Dayton	Defense Electronics Supply Ctr	39	3,507	39	3,507	10	981
OCE	GA	Savannah	USA Engineer Dist Savannah	2	495	0	0	0	0
OCE	TN	Nashville	USA Engineer District Nashville	1	273	1	273	0	0
TOTAL		5925 Circuit Breakers		97	10,839	90	9,423	32	2,653

Prepared by:

Washington Headquarters Services  
 Directorate for Information  
 Operations and Reports

# Prime Contract Awards by FSC/SVC and Purchasing Office in Excess of \$100,000

Dollars In Thousands

FY 1992

5930 Switches

DEPT	STATE	CITY	PURCHASING OFFICE	TOTAL ALL AWARDS ACTIONS	TOTAL ALL AWARDS DOLLARS	U. S. BUSINESS ACTIONS	U. S. BUSINESS DOLLARS	SMALL BUSINESS ACTIONS	SMALL BUSINESS DOLLARS
ARMY	IL	Rock Island	HQ AMCCOM	3	214	3	214	2	185
ARMY	TX	Texarkana	Red River Army Depot	2	118	2	118	1	172
ARMY	MO	St. Louis	USA Aviation Systems Command	15	1,439	15	1,439	5	319
ARMY	MI	Warren	USA Tank-Automotive Command	17	1,381	17	1,381	7	133
ARMY	MO	St. Louis	USA Troop Support Cmd (TROSCOM)	4	676	4	676	4	676
NAVY	IN	Indianapolis	NAC (Prod Support Branch B/631)	5	776	5	776	1	26
NAVY	IN	Indianapolis	Nac (Production Support B/632)	2	118	2	118	0	0
NAVY	PA	Philadelphia	Naval Aviation Support Office	26	2,094	26	2,094	11	769
NAVY	DC	Washington	Naval Sea Systems Command	3	14,230	3	14,230	13	14,230
NAVY	MD	White Oak	Naval Surface Weapons Center	2	246	2	246	2	246
NAVY	RI	Naval USC	Naval Underwtr Sys Ctr (Code 911)	1	123	1	123	1	123
NAVY	RI	Naval USC	Naval Underwtr Sys Ctr (Code 912)	2	182	2	182	1	135
NAVY	PA	Mechanicsburg	Navy Ships Parts Control Center	31	4,296	29	1,778	18	1,105
AIR FORCE	CO	Peterson AFB	21st CONS/LGC	1	478	1	478	0	0
AIR FORCE	UT	Hill AFB	Ogden ALC/LAK	8	557	8	557	2	75
AIR FORCE	UT	Hill AFB	Ogden ALC/LMK	1	174	1	174	0	0
AIR FORCE	OK	Tinker AFB	Oklahoma City ALC/LAD	4	667	4	667	4	667
AIR FORCE	OK	Tinker AFB	Oklahoma City ALC/LID	4	452	3	188	1	75
AIR FORCE	CA	McClellan AFB	Sacramento ALC/LIK	4	237	4	237	0	0
AIR FORCE	TX	Kelly AFB	San Antonio ALC/LDK	9	593	9	593	5	519
AIR FORCE	TX	Kelly AFB	San Antonio ALC/LPK	4	164	4	164	3	109
AIR FORCE	GA	Robins AFB	Warner Robins ALC/LMK	1	387	1	387	0	0
DLA	OH	Dayton	Defense Electronics Supply Ctr	123	7,924	122	7,848	71	3,561
TOTAL	5930	Switches		302	38,587	294	35,572	159	23,483

Prepared by:

Washington Headquarters Services  
Directorate for Information  
Operations and Reports



# Prime Contract Awards by FSC/SVC and Purchasing Office in Excess of \$100,000

Dollars In Thousands

FY 1992

5935 Connectors Electrical		PURCHASE OFFICE	TOTAL ALL AWARDS		U. S. BUSINESS		SMALL BUSINESS	
DEPT	STATE CITY		ACTIONS	DOLLARS	ACTIONS	DOLLARS	ACTIONS	DOLLARS
ARMY	MO St. Louis	USA Aviation Systems Command	3	190	3	190	0	0
ARMY	MI Warren	USA Tank-Automotive Command	13	1,141	13	1,141	6	648
ARMY	MO St. Louis	USA Troop Support Cmd (TROSCOM)	2	131	2	131	0	0
NAVY	IN Indianapolis	NAC (Commodity Branch/642)	1	112	0	0	0	0
NAVY	IN Indianapolis	Nac (Production Support B/632)	2	123	2	123	1	94
NAVY	CA San Diego	Naval Regional Contracting Ctr	2	167	2	167	1	138
NAVY	VA Norfolk	Naval Supply Center	3	166	3	166	2	134
NAVY	WA Bremerton	Naval Supply Center Puget Sound	2	101	2	101	2	101
NAVY	RI Naval USC	Naval Undrwr Sys Ctr (Code 911)	2	190	2	190	0	0
NAVY	PA Mechanicsburg	Navy Ships Parts Control Center	25	1,671	25	1,671	14	497
NAVY	NH Portsmouth	Portsmouth Naval Shipyard	3	242	3	242	3	242
AIR FORCE	WA McChord AFB	62 CONS/LGC	1	206	0	0	0	0
AIR FORCE	MA Hanscom AFB	ESC/PKU Base Contracts	3	107	0	0	0	0
AIR FORCE	TX Kelly AFB	San Antonio ALC/PK	4	1,770	4	1,770	0	0
AIR FORCE	GA Robins AFB	Warner Robins ALC/LKK	2	197	2	197	1	112
DLA	OH Dayton	Defense Electronics Supply Ctr	93	5,260	89	5,038	41	2,596
ODA	NM Kirtland AFB	Def Nuclear Agency Field Command	3	198	3	198	3	198
<b>TOTAL</b>	<b>5935 Connectors Electrical</b>		<b>191</b>	<b>12,849</b>	<b>180</b>	<b>12,110</b>	<b>88</b>	<b>5,466</b>

Prepared by:

Washington Headquarters Services  
Directorate for Information  
Operations and Reports

ST 28

# Prime Contract Awards by FSC/SVC and Purchasing Office in Excess of \$100,000

Dollars In Thousands

FY 1992

## 5940 Lugs Terminals and Terminal Strips

DEPT	STATE	CITY	PURCHASE OFFICE	TOTAL ALL AWARDS ACTIONS	DOLLARS	U. S. BUSINESS ACTIONS	DOLLARS	SMALL BUSINESS ACTIONS	DOLLARS
NAVY	PA	Mechanicsburg	Navy Ships Parts Control Center	3	133	3	133	2	80
DLA	VA	Richmond	Defense General Supply Center	14	815	13	693	6	281
TOTAL	5940	Lugs Terminals and Terminal Strips		22	1,110	21	988	8	361

Prepared by:

Washington Headquarters Services  
Directorate for Information  
Operations and Reports

371

# Prime Contract Awards by FSC/SVC and Purchasing Office in Excess of \$100,000

Dollars In Thousands

FY 1992

5945 Relays and Solenoids		PURCHASE OFFICE	TOTAL ALL AWARDS	U. S. BUSINESS	SMALL BUSINESS
DEPT	STATE CITY		ACTIONS DOLLARS	ACTIONS DOLLARS	ACTIONS DOLLARS
ARMY	IL Rock Island	HQ AMCCOM	7 2,085	7 2,085	7 2,085
ARMY	MO St. Louis	USA Aviation Systems Command	7 2,558	7 2,558	0 0
ARMY	AL Redstone Arsenal	USA Missile Command	1 109-	1 109-	1 109-
ARMY	MI Warren	USA Tank-Automotive Command	13 915	13 915	10 715
ARMY	MO St. Louis	USA Troop Support Cmd (TROSCOM)	1 113	1 113	1 113
NAVY	IN Indianapolis	Nac (production Support B/632)	2 166	2 166	1 32
NAVY	CA Point Mugu	Naval Air Station	1 210	1 210	1 210
NAVY	PA Philadelphia	Naval Aviation Support Office	16 2,045	16 2,045	4 202
NAVY	PA Mechanicsburg	Navy Ships Parts Control Center	28 1,497	28 1,497	13 869
AIR FORCE	UT Hill AFB	Ogden ALC/LMK	1 221	1 221	1 221
AIR FORCE	OK Tinker AFB	Oklahoma City ALC/LID	6 234	6 234	3 150
AIR FORCE	CA McClellan AFB	Sacramento ALC/LIK	5 489	5 489	1 38
AIR FORCE	TX Kelly AFB	San Antonio ALC/LDK	5 398	5 398	0 0
DLA	OH Dayton	Defense Electronics Supply Ctr	143 10,186	143 10,186	61 4,761
<b>TOTAL 5945 Relays and Solenoids</b>			<b>250 19,375</b>	<b>250 19,375</b>	<b>110 9,476</b>

Prepared by:

Washington Headquarters Services  
Directorate for Information  
Operations and Reports

ST 28

# Prime Contract Awards by FSC/SVC and Purchasing Office in Excess of \$100,000

Dollars In Thousands

FY 1992

5950 Coils and Transformers

DEPT	STATE	CITY	PURCHASE OFFICE	TOTAL ALL AWARDS ACTIONS	TOTAL ALL AWARDS DOLLARS	U.S. BUSINESS ACTIONS	U.S. BUSINESS DOLLARS	SMALL BUSINESS ACTIONS	SMALL BUSINESS DOLLARS
ARMY	AL	Redstone Arsenal	USA Missile Command	1	157	1	157	0	0
NAVY	PA	Philadelphia	Naval Aviation Support Office	10	1,515	10	1,515	1	86-
NAVY	CA	Long Beach	Naval Regional Contracting Ctr	1	188	1	188	1	188
NAVY	VA	Norfolk	Naval Supply Center	3	142	3	142	3	142
NAVY	PA	Mechanicsburg	Navy Shlds Barts Control Center	31	750	29	512	12	244
AIR FORCE	UT	Hill AFB	Ogden ALC/LAK	4	593	4	593	3	476
AIR FORCE	UT	Hill AFB	Ogden ALC/PAK	1	134	1	134	1	134
AIR FORCE	CA	McClellan AFB	Sacramento ALC/LMK	9	518	6	211	2	175
AIR FORCE	GA	Robins AFB	Warner Robins ALC/LKK	2	127	2	127	2	127
DLA	OH	Dayton	Defense Electronics Supply Ctr	25	940	25	940	11	179
<b>TOTAL</b>		<b>5950 Coils and Transformers</b>		<b>114</b>	<b>6,285</b>	<b>106</b>	<b>5,634</b>	<b>52</b>	<b>2,084</b>

Prepared by:

Washington Headquarters Services  
Directorate for Information  
Operations and Reports

# Prime Contract Awards by FSC/SVC and Purchasing Office in Excess of \$100,000

Dollars In Thousands

FY 1992

## 5955 Oscillators &amp; Piezoelectric Crystals

DEPT	STATE	CITY	PURCHASE OFFICE	TOTAL ALL AWARDS ACTIONS	DOLLARS	U. S. BUSINESS ACTIONS	DOLLARS	SMALL BUSINESS ACTIONS	DOLLARS
ARMY	NJ	Fort Monmouth	USA Comm & Electronics Command	1	159	1	159	0	0
NAVY	PA	Philadelphia	Naval Aviation Support Office	2	229	1	158	0	0
NAVY	PA	Mechanicsburg	Navy Ships Parts Control Center	13	1,708	13	1,708	3	167
AIR FORCE	OK	Tinker AFB	Oklahoma City ALC/LID	1	602	1	602	0	0
AIR FORCE	CA	McClellan AFB	Sacramento ALC/LMK	4	267	4	267	2	79
AIR FORCE	GA	Robins AFB	Warner Robins ALC/LFK	1	150	1	150	0	0
AIR FORCE	GA	Robins AFB	Warner Robins ALC/LMK	4	2,529	4	2,529	0	0
AIR FORCE	GA	Robins AFB	Warner Robins ALC/LUK	2	106	2	106	0	0
DLA	OH	Dayton	Defense Electronics Supply Ctr	5	388	5	388	4	357
<b>TOTAL</b>			<b>5955 Oscillators &amp; Piezoelectric Crystals</b>	<b>37</b>	<b>6,335</b>	<b>35</b>	<b>6,214</b>	<b>11</b>	<b>694</b>

Prepared by:

Washington Headquarters Services  
Directorate for Information  
Operations and Reports

# Prime Contract Awards by FSC/SVC and Purchasing Office in Excess of \$100,000

Dollars In Thousands

FY 1992

5960 Electron Tubes & Assoc Hardware		PURCHASE OFFICE		TOTAL ALL AWARDS	U. S. BUSINESS	SMALL BUSINESS
DEPT	STATE CITY			ACTIONS DOLLARS	ACTIONS DOLLARS	ACTIONS DOLLARS
ARMY	NJ Fort Monmouth	USA Comm & Electronics Command		2 522	1 34	0 0
ARMY	AL Redstone Arsenal	USA Missile Command		23 883	12 682	0 0
NAVY	CA Point Mugu	Naval Air Station		4 524	4 524	0 0
NAVY	PA Philadelphia	Naval Aviation Support Office		28 23,420	27 22,961	6 835
NAVY	NY New York	Naval Regional Contracting Ctr		1 10,272	0 0	0 0
NAVY	IN Crane NAVMSC	Naval Weapons Support Center		20 10,784	17 6,726	2 667
NAVY	PA Mechanicsburg	Navy Ships Parts Control Center		69 23,719	66 23,544	2 287
AIR FORCE	UT Hill AFB	Ogden ALC/LAK		18 2,190	18 2,190	1 250
AIR FORCE	CA McClellan AFB	Sacramento ALC/LAK		2 264-	2 264-	0 0
AIR FORCE	CA McClellan AFB	Sacramento ALC/LIK		5 7,785	5 7,785	1 103
AIR FORCE	CA McClellan AFB	Sacramento ALC/LMK		22 3,727	20 3,346	4 434
AIR FORCE	GA Robins AFB	Warner Robins ALC/LFK		1 325	1 325	0 0
AIR FORCE	GA Robins AFB	Warner Robins ALC/LMK		11 8,424	10 8,314	1 248
AIR FORCE	GA Robins AFB	Warner Robins ALC/LUK		1 329	1 329	0 0
AIR FORCE	GA Robins AFB	Warner Robins ALC/LYK		7 1,154	7 1,154	1 37
DLA	OH Dayton	Defense Electronics Supply Ctr		113 16,810	107 15,948	9 1,143
<b>TOTAL 5960 Electron Tubes &amp; Assoc Hardware</b>				<b>340 101,206</b>	<b>310 94,155</b>	<b>39 4,097</b>

Prepared by:

Washington Headquarters Services  
Directorate for Information  
Operations and Reports

# Prime Contract Awards by FSC/SVC and Purchasing Office in Excess of \$100,000

Dollars In Thousands

FY 1992

## 5961 Semiconductor Devices &amp; Assoc Hardware

DEPT	STATE	CITY	PURCHASE OFFICE	TOTAL ALL AWARDS ACTIONS	DOLLARS	U. S. BUSINESS ACTIONS	DOLLARS	SMALL BUSINESS ACTIONS	DOLLARS
ARMY	VA	Warrenton	HQ US Army Garrison	1	501	1	501	0	0
ARMY	NJ	Fort Monmouth	USA Comm & Electronics Command	1	160	1	160	0	0
NAVY	IN	Indianapolis	NAC (Prod Support Branch B/631)	2	113	2	113	1	82
NAVY	PA	Philadelphia	Naval Aviation Support Office	4	187	4	187	2	109
NAVY	DC	National Visitor	CenNaval Sea Systems Command	1	1,633	0	0	0	0
AIR FORCE	UT	Hill AFB	Ogden ALC/LMK	2	108	2	108	1	42
AIR FORCE	CA	McClellan AFB	Sacramento ALC/LIK	5	205	5	205	1	32
DLA	OH	Dayton	Defense Electronics Supply Ctr	18	889	14	453	6	119
TOTAL			5961 Semiconductor Devices & Assoc Hardware	49	4,398	42	2,205	20	636

Prepared by:

Washington Headquarters Services  
Directorate for Information  
Operations and Reports

# Prime Contract Awards by FSC/SVC and Purchasing Office in Excess of \$100,000

Dollars In Thousands

FY 1992

5962 Microcircuits - Electronic		PURCHASE OFFICE		TOTAL ALL AWARDS	U. S. BUSINESS	SMALL BUSINESS
DEPT	STATE CITY			ACTIONS DOLLARS	ACTIONS DOLLARS	ACTIONS DOLLARS
ARMY	IL Rock Island	HQ AMCCOM		2 191	2 191	1 76
ARMY	MI Warren	USA Tank-Automotive Command		1 256	1 256	0 0
NAVY	IN Indianapolis	NAC (Prod Support Branch B/631)		1 499	0 0	0 0
NAVY	IN Indianapolis	NAC (Production Support B/633)		1 276	1 276	0 0
NAVY	IN Indianapolis	Nac (Production Support B/632)		4 208	4 208	4 208
NAVY	PA Philadelphia	Naval Aviation Support Office		59 1,750	57 1,752	12 1,629
NAVY	MD Indian Head	Naval Ordnance Station		1 146	1 146	0 0
NAVY	VA Norfolk	Naval Supply Center		2 655	2 655	0 0
NAVY	CA China Lake NMC	Naval Weapons Center		3 193	3 193	1 38
NAVY	CA San Diego	Navy Ocean System Center		1 819	1 819	0 0
NAVY	PA Mechanicsburg	Navy Ships Parts Control Center		4 246	4 246	1 25
AIR FORCE	UT Hill AFB	Ogden ALC/LAK		8 751	6 536	2 54
AIR FORCE	UT Hill AFB	Ogden ALC/LMK		3 709	3 709	0 0
AIR FORCE	UT Hill AFB	Ogden ALC/PAKO		1 487	1 487	1 487
AIR FORCE	CA Los Angeles	SMC/PKG Dir Space Nav Sys Cont		1 273	1 273	0 0
AIR FORCE	CA McClellan AFB	Sacramento ALC/LAK		3 209	3 209	2 84
AIR FORCE	CA McClellan AFB	Sacramento ALC/LIK		7 271	7 271	0 0
AIR FORCE	CA McClellan AFB	Sacramento ALC/LMK		2 1,228	2 1,228	0 0
AIR FORCE	TX Kelly AFB	San Antonio ALC/LDK		15 1,150	15 1,150	1 312
AIR FORCE	TX Kelly AFB	San Antonio ALC/PAK		1 681	1 681	0 0
AIR FORCE	GA Robins AFB	Warner Robins ALC/LFK		1 104	1 104	0 0
AIR FORCE	GA Robins AFB	Warner Robins ALC/LMK		17 278	17 278	3 579
AIR FORCE	GA Robins AFB	Warner Robins ALC/LYK		3 132	3 132	0 0
AIR FORCE	GA Robins AFB	Warner Robins ALC/PAKO		2 142	2 142	0 0
DLA	OH Dayton	Defense Electronics Supply Ctr		60 3,549	58 3,441	14 442
TOTAL	5962 Microcircuits - Electronic			208 12,723	195 12,082	46 2,318

Prepared by:

Washington Headquarters Services  
Directorate for Information  
Operations and Reports



# Prime Contract Awards by FSC/SVC and Purchasing Office in Excess of \$100,000

Dollars In Thousands

FY 1992

## 5963 Electronic Modules

DEPT	STATE	CITY	PURCHASE OFFICE	TOTAL ALL AWARDS ACTIONS	DOLLARS	U. S. BUSINESS ACTIONS	DOLLARS	SMALL BUSINESS ACTIONS	BUSINESS DOLLARS
ARMY	TX	Fort Hood	Directorate of Contracting	4	150	1	27	0	0
ARMY	IL	Rock Island	HQ AMCCOM	2	119	2	119	0	0
ARMY	NJ	Fort Monmouth	USA Comm & Electronics Command	4	375-	3	543-	0	0
ARMY	MI	Warren	USA Tank-Automotive Command	4	10,605	4	10,605	0	0
NAVY	CA	Point Mugu	Naval Air Station	1	161	1	161	1	161
NAVY	PA	Philadelphia	Naval Aviation Support Office	22	4,626	20	4,414	1	200
NAVY	PA	Philadelphia	Naval Aviation Support Office	2	4,212	2	4,212	0	0
NAVY	DC	National Visitor Cen	Naval Sea Systems Command	194	96,578	160	78,219	0	0
NAVY	PA	Mechanicsburg	Navy Ships Parts Control Center	28	1,128	28	1,128	5	20
<b>TOTAL</b>		<b>5963 Electronic Modules</b>		<b>286</b>	<b>114,089</b>	<b>238</b>	<b>94,821</b>	<b>14</b>	<b>731</b>

Prepared by:

Washington Headquarters Services  
Directorate for Information  
Operations and Reports

# Prime Contract Awards by FSC/SVC and Purchasing Office in Excess of \$100,000

Dollars In Thousands  
FY 1992

## 5965 Headsets, Handsets, Microphones & Speakers

DEPT	STATE	CITY	PURCHASE OFFICE	TOTAL ALL AWARDS ACTIONS	TOTAL ALL AWARDS DOLLARS	U. S. BUSINESS ACTIONS	U. S. BUSINESS DOLLARS	SMALL BUSINESS ACTIONS	SMALL BUSINESS DOLLARS
ARMY	NJ	Fort Monmouth	USA Comm & Electronics Command	11	6,454	11	6,454	7	3,979
NAVY	IN	Indianapolis	NAC (Prod Support Branch B/631)	2	561	0	0	0	0
NAVY	PA	Mechanicsburg	Navy Ships Parts Control Center	9	481	9	481	8	415
AIR FORCE	FL	Patrick AFB	45th CONS/PK	4	175	4	175	1	46
DLA	OH	Dayton	Defense Electronics Supply Ctr	57	10,956	57	10,956	51	8,496
TOTAL	5965	Headsets, Handsets, Microphones & Speakers		94	19,143	87	18,405	70	13,094

Prepared by:

Washington Headquarters Services  
Directorate for Information  
Operations and Reports

ST 28

# Prime Contract Awards by FSC/SVC and Purchasing Office in Excess of \$100,000

Dollars In Thousands

FY 1992

## 5970 Elec Insulators and Insulating Material

DEPT	STATE	CITY	PURCHASE OFFICE	TOTAL ALL AWARDS ACTIONS	DOLLARS	U.S. BUSINESS ACTIONS	DOLLARS	SMALL BUSINESS ACTIONS	DOLLARS
NAVY DLA	HI VA	Pearl Harbor Richmond	Naval Supply Center Defense General Supply Center	1 12	640 748	1 9	640 528	0 7	0 455
TOTAL	5970	Elec Insulators and Insulating Material		17	1,601	14	1,381	10	621

Prepared by:

Washington Headquarters Services  
Directorate for Information  
Operations and Reports

# Prime Contract Awards by FSC/SVC and Purchasing Office in Excess of \$100,000

Dollars In Thousands

FY 1992

5975 Electrical Hardware and Supplies		PURCHASE OFFICE	TOTAL ALL AWARDS		U. S. BUSINESS		SMALL BUSINESS	
DEPT	STATE CITY		ACTIONS	DOLLARS	ACTIONS	DOLLARS	ACTIONS	DOLLARS
ARMY	IL Rock Island	HQ AMCCOM	5	8,532	5	8,532	3	7,522
ARMY	PA Chambersburg	Letterkenny Army Depot	1	1,206	1	1,206	1	1,206
ARMY	MO St. Louis	USA Aviation Systems Command	2	143	2	143	0	0
ARMY	NJ Fort Monmouth	USA Comm & Electronics Command	1	174-	1	174-	0	0
NAVY	VA Quantico MCD&EC	Marine Corps Systems Command	3	5,035	3	5,035	3	5,035
NAVY	IN Indianapolis	NAC (Prod Support Branch B/631)	1	286	1	286	1	286
NAVY	VA Norfolk NAV SHIPYD	Naval Shipyard	2	139	2	139	1	54
NAVY	WA Bremerton	Naval Supply Center Puget Sound	4	293	4	293	4	293
NAVY	CA San Francisco	Naval Supply Depot	1	107	1	107	0	0
NAVY	RI Newport	Naval Underwtr Sys Ctr (Code 921)	1	113	1	113	1	113
NAVY	VA Portsmouth	Navy Electronics Systems Eng Ctr	3	199	3	199	3	199
NAVY	PA Mechanicsburg	Navy Ships Parts Control Center	17	840	14	677	7	302
NAVY	NY New York	39 FACG/LGC	1	263	0	0	0	0
AIR FORCE	OH Wright Patterson	AFBASC/PKW	5	1,607	1	96	0	0
AIR FORCE	OK Tinker AFB	Oklahoma City ALC/LID	8	636	4	340	4	340
AIR FORCE	GA Robins AFB	Warner Robins ALC/LYK	3	210	3	210	0	0
DLA	VA Richmond	Defense General Supply Center	20	1,336	18	637	17	608
OCE	PA Pittsburgh	USA Engineer District Pittsburgh	1	130	1	130	1	130
<b>TOTAL</b>	<b>5975 Electrical Hardware and Supplies</b>		<b>105</b>	<b>21,001</b>	<b>84</b>	<b>17,727</b>	<b>57</b>	<b>15,601</b>

Prepared by:

Washington Headquarters Services  
Directorate for Information  
Operations and Reports

ST 28

# Prime Contract Awards by FSC/SVC and Purchasing Office in Excess of \$100,000

Dollars In Thousands

FY 1992

## 5977 Electrical Contact Brushes &amp; Electrodes

DEPT	STATE	CITY	PURCHASE OFFICE	TOTAL ALL AWARDS ACTIONS	DOLLARS	U.S. BUSINESS ACTIONS	DOLLARS	SMALL BUSINESS ACTIONS	DOLLARS
ARMY	IL	Rock Island	HQ AMCCOM	3	190	3	190	3	190
ARMY	AL	Redstone Arsenal	USA Missile Command	3	221	3	221	2	164
ARMY	MI	Warren	USA Tank-Automotive Command	2	360	2	360	2	360
NAVY	PA	Philadelphia	Naval Aviation Support Office	2	471	2	471	0	0
NAVY	PA	Mechanicsburg	Navy Ships Paris Control Center	6	500	5	450	3	169
AIR FORCE	OK	Tinker AFB	Oklaoma City ALC/LID	2	100	2	100	1	37
DLA	VA	Richmond	Defense General Supply Center	32	2,723	31	2,686	12	679
<b>TOTAL</b>			<b>5977 Electrical Contact Brushes &amp; Electrodes</b>	<b>54</b>	<b>4,747</b>	<b>52</b>	<b>4,660</b>	<b>24</b>	<b>1,633</b>

Prepared by:

Washington Headquarters Services  
Directorate for Information  
Operations and Reports

382

# Prime Contract Awards by FSC/SVC and Purchasing Office in Excess of \$100,000

Dollars In Thousands

FY 1992

## 5980 Optoelectronic Devices &amp; Assoc Hardware

DEPT	STATE	CITY	PURCHASE OFFICE	TOTAL ALL AWARDS ACTIONS	TOTAL ALL AWARDS DOLLARS	U. S. BUSINESS ACTIONS	U. S. BUSINESS DOLLARS	SMALL BUSINESS ACTIONS	SMALL BUSINESS DOLLARS
ARMY	VA	Falls Church	National Guard Bureau	1	2,217	1	2,217	0	0
ARMY	AL	Redstone Arsenal	USA Missile Command	1	170	1	170	1	170
NAVY	PA	Philadelphia	Naval Aviation Support Office	4	242	3	203	1	123
NAVY	VA	Norfolk NAV SHIPYD	Naval Shipyard	1	109	1	109	1	109
NAVY	PA	Mechanicsburg	Navy Ships Parts Control Center	5	494	5	494	3	412
AIR FORCE	GA	Robins AFB	Warner Robins ALC/LFK	1	136	1	136	0	0
DLA	OH	Dayton	Defense Electronics Supply Ctr	2	111	2	111	2	111
TOTAL			5980 Optoelectronic Devices & Assoc Hardware	18	3,627	17	3,587	11	1,073

Prepared by:

Washington Headquarters Services  
Directorate for Information  
Operations and Reports

# Prime Contract Awards by FSC/SVC and Purchasing Office in Excess of \$100,000

Dollars In Thousands

FY 1992

5985 Antennas, Waveguides & Related Equipment

DEPT	STATE	CITY	PURCHASE OFFICE	TOTAL ALL AWARDS ACTIONS	DOLLARS	U. S. BUSINESS ACTIONS	DOLLARS	SMALL BUSINESS ACTIONS	DOLLARS
ARMY	NC	Fort Bragg	Directorate of Contracting	2	168	2	168	2	168
ARMY	VA	Warrenton	HQ US Army Garrison	5	1,371	5	1,371	3	243
ARMY	CA	Sacramento	Sacramento Army Depot	2	110	0	0	0	0
ARMY	PA	Tobyhanna	Tobyhanna Army Depot	1	215	1	215	1	215
ARMY	MD	Aberdeen PROV GRND	USA Aberdeen Proving Ground	3	711	2	625	1	139
ARMY	NJ	Fort Monmouth	USA Comm & Electronics Command	50	36,961	47	36,256	20	5,050
ARMY	AL	Redstone Arsenal	USA Missile Command	7	564	7	564	7	564
NAVY	NC	Cherry Point MCAS	Marine Corps Air Station	0	0	0	0	0	0
NAVY	IN	Indianapolis	NAC (Avionics Prog Branch 614)	3	191	3	191	3	191
NAVY	IN	Indianapolis	NAC (Prod Support Branch B/631)	8	906	8	906	7	773
NAVY	PA	Philadelphia	NRCC Phila (Lg Purch)	2	135	1	100	1	100
NAVY	NJ	Lakehurst	Naval Air Engineering Center	2	205	1	77	0	0
NAVY	CA	Point Mugu	Naval Air Station	11	1,305	11	1,305	8	1,165
NAVY	DC	Washington	Naval Air Systems Command	1	473	0	0	0	0
NAVY	PA	Philadelphia	Naval Aviation Support Office	74	44,619	71	42,950	28	2,999
NAVY	PA	Philadelphia NAVSA	Naval Aviation Support Office	1	375	0	0	0	0
NAVY	CA	Long Beach	Naval Regional Contracting Ctr	4	758	3	602	1	411
NAVY	SC	Charleston	Naval Supply Center	4	451	4	451	1	172
NAVY	CA	China Lake NWC	Naval Weapons Center	4	786	2	710	1	60
NAVY	IN	Crane NAVWSC	Naval Weapons Support Center	3	147	3	147	3	147
NAVY	VA	Portsmouth	Navy Electronics Systems Eng Ctr	1	1,214	1	1,214	1	1,214
NAVY	PA	Mechanicsburg	Navy Ships Parts Control Center	86	11,960	76	11,423	39	3,107
NAVY	NH	Portsmouth	Portsmouth Naval Shipyard	3	653	0	0	0	0
AIR FORCE	TX	Lackland AFB	394 CONS/CC	2	192	0	0	0	0
AIR FORCE	FL	Patrick AFB	45th CONS/PK	3	127	3	127	1	25
AIR FORCE	MA	Hanscom AFB	ESC/PKU Base Contracts	3	117	3	117	2	0
AIR FORCE	MA	Hanscom AFB	ESC/SZK	10	6,386	10	6,386	0	0
AIR FORCE	MA	Hanscom AFB	ESC/TNK	12	43,687	12	43,687	0	0
AIR FORCE	MA	Hanscom AFB	ESC/YVK	7	11,059	7	11,059	0	0
AIR FORCE	UT	Hill AFB	Ogden ALC/LAK	21	5,647	16	5,231	6	236-
AIR FORCE	OK	Tinker AFB	Oklahoma City ALC/PKO	1	108	0	0	0	0
AIR FORCE	CA	McClellan AFB	Sacramento ALC/LIK	1	1,054	7	1,054	1	45
AIR FORCE	CA	McClellan AFB	Sacramento ALC/LMK	7	3,825	20	2,851	10	695
AIR FORCE	TX	Kelly AFB	San Antonio ALC/LDK	24	389	9	313	146	146
AIR FORCE	GA	Robins AFB	Warner Robins ALC/LBK	4	239	2	120	1	48
AIR FORCE	GA	Robins AFB	Warner Robins ALC/LFK	4	2,621	9	2,621	3	92
AIR FORCE	GA	Robins AFB	Warner Robins ALC/LMK	9	4,043	31	4,043	17	1,957
AIR FORCE	GA	Robins AFB	Warner Robins ALC/LUK	31	3,122	1	2,722	10	496
AIR FORCE	GA	Robins AFB	Warner Robins ALC/LYK	3	3,564	26	3,382	10	496
AIR FORCE	GA	Robins AFB	Warner Robins ALC/PK	28	5,988	7	5,988	0	0

Prepared by:

Washington Headquarters Services  
Directorate for Information  
Operations and Reports

# Prime Contract Awards by FSC/SVC and Purchasing Office in Excess of \$100,000

Dollars In Thousands  
FY 1992

5985 Antennas, Waveguides & Related Equipment

DEPT	STATE	CITY	PURCHASE OFFICE	TOTAL ALL AWARDS ACTIONS	DOLLARS	U. S. BUSINESS ACTIONS	DOLLARS	SMALL BUSINESS ACTIONS	DOLLARS
DLA	OH	Dayton	Defense Electronics Supply Ctr	124	8,205	119	7,934	76	5,446
TOTAL	5985	Antennas, Waveguides & Related Equipment		611	205,670	551	197,915	266	25,834

Prepared by:

Washington Headquarters Services  
Directorate for Information  
Operations and Reports



# Prime Contract Awards by FSC/SVC and Purchasing Office in Excess of \$100,000

Dollars In Thousands

FY 1992

5990 Synchronos and Resolvers		PURCHASE OFFICE		TOTAL ALL AWARDS	U. S. BUSINESS	SMALL BUSINESS
DEPT	STATE CITY			ACTIONS DOLLARS	ACTIONS DOLLARS	ACTIONS DOLLARS
ARMY	IL Rock Island	HQ AMCCOM		1 117	1 117	1 117
ARMY	ND Aberdeen PROV GRND	USA Aberdeen Proving Ground		1 109	1 109	1 109
ARMY	NJ Fort Monmouth	USA Comm & Electronics Command		3 585	3 585	0 0
NAVY	PA Philadelphia	Naval Aviation Support Office		7 957	7 957	3 203
NAVY	PA Mechanicsburg	Navy Ships Parts Control Center		12 709	10 579	2 89
AIR FORCE	OK Tinker AFB	Oklahoma City ALC/LID		4 328	4 328	0 0
AIR FORCE	TX Kelly AFB	San Antonio ALC/LDK		5 177	5 177	0 0
DLA	OH Dayton	Defense Electronics Supply Ctr		15 1,564	14 1,471	3 146
<b>TOTAL</b>	<b>5990 Synchronos and Resolvers</b>			<b>59 5,123</b>	<b>55 4,873</b>	<b>12 768</b>

Prepared by:

Washington Headquarters Services  
Directorate for Information  
Operations and Reports

# Prime Contract Awards by FSC/SVC and Purchasing Office in Excess of \$100,000

Dollars in Thousands  
FY 1992

5995 Cable, Cord, Wire Assemblies, Comm Equip

DEPT	STATE	CITY	PURCHASE OFFICE	TOTAL ALL ACTIONS	DOLLARS	U. S. BUSINESS ACTIONS	DOLLARS	SMALL ACTIONS	BUSINESS DOLLARS
ARMY	IL	Rock Island	HQ AMCCOM	27	2,010	3	421	3	421
ARMY	CA	Sacramento	Sacramento Army Depot	2	133	0	0	0	0
ARMY	NJ	Fort Monmouth	USA Comm & Electronics Command	17	15,578	10	3,025	2	220
ARMY	CA	San Francisco	USA Korea Contracting Agency	1	148	0	0	0	0
ARMY	AL	Redstone Arsenal	USA Missile Command	4	187	3	146	1	51
ARMY	MI	Warren	USA Tank-Automotive Command	16	1,271	3	117	3	117
ARMY	NY	Watervliet	Watervliet Arsenal	1	135-	1	135-	1	135-
NAVY	DC	Washington	Marine Corps	2	358-	2	358-	0	0
NAVY	VA	Norfolk	Military Sealift Command	1	162	0	0	0	0
NAVY	IN	Indianapolis	NAC (AN-AYK14 B/611)	1	115	1	115	0	0
NAVY	CA	Point Mugu	Naval Air Station	2	111	1	111	1	33
NAVY	PA	Philadelphia	Naval Aviation Support Office	56	4,567	54	4,356	23	2,287
NAVY	PA	Philadelphia	Naval Aviation Support Office	4	693	4	693	0	0
NAVY	MD	St. Inigoes	Naval Electronics Systems Engine	3	136	3	136	3	136
NAVY	MD	Indian Head	Naval Electronics Station	1	101	1	101	1	101
NAVY	DC	National Visitor Cen	Naval Ordnance Station	1	300	1	300	0	0
NAVY	VA	Arlington	Naval Sea Systems Command	11	11,798	11	11,798	4	425
NAVY	FL	Jacksonville	Naval Space & Warfare Sys Cmd	12	133	2	133	0	0
NAVY	VA	Norfolk	Naval Supply Center	2	127	1	63	0	0
NAVY	WA	Bremerton	Naval Supply Center	2	156	1	156	2	156
NAVY	CA	San Diego	Naval Supply Center Puget Sound	3	478	3	478	3	478
NAVY	PA	Mechanicsburg	Navy Ocean System Center	26	1,778	22	1,769	9	674
AIR FORCE	CO	Peterson AFB	Navy Ships Parts Control Center	1	153	0	0	0	0
AIR FORCE	NY	Griffiss AFB	21ST CONS/LGC	1	123	1	123	0	0
AIR FORCE	UT	Hill AFB	CINCSAC/LGC	3	158	2	81	0	0
AIR FORCE	UT	Hill AFB	Ogden ALC/LAK	1	193	0	0	0	0
AIR FORCE	CA	McClellan AFB	Ogden ALC/PAKO	11	470	11	470	8	349
AIR FORCE	CA	McClellan AFB	Sacramento ALC/LMK	7	532	12	95	1	55
AIR FORCE	TX	Kelly AFB	Sacramento ALC/LDK	5	296	4	267	1	62
AIR FORCE	GA	Robins AFB	San Antonio ALC/LFK	7	1,960	7	1,960	0	0
AIR FORCE	GA	Robins AFB	Warner Robins ALC/LFK	8	469	8	469	1	121
AIR FORCE	GA	Robins AFB	Warner Robins ALC/LMK	8	4,939	6	4,939	0	0
AIR FORCE	GA	Robins AFB	Warner Robins ALC/LYK	6	1,486	6	1,486	0	0
AIR FORCE	GA	Robins AFB	Warner Robins ALC/PK	6	376	6	376	0	0
DLA	OH	Columbus	Defense Construction Supply Ctr	1	6,698	1	6,698	0	0
ODA	VA	Richmond	Defense General Supply Center	70	137	28	2,319	17	1,140
ODA	IL	Scott AFB	DECCO	3	137	3	137	3	137
ODA	DC	Washington	On-Site Inspection Agency	1	137	1	137	1	137
TOTAL			5995 Cable, Cord, Wire Assemblies, Comm Equip	347	58,978	229	37,128	98	7,294

Prepared by:

Washington Headquarters Services  
Directorate for Information  
Operations and Reports

# Prime Contract Awards by FSC/SVC and Purchasing Office in Excess of \$100,000

Dollars In Thousands  
FY 1992

5998 Electrical & Elct Assys, Boards, Cards

DEPT	STATE	CITY	PURCHASE OFFICE	TOTAL ALL AWARDS ACTIONS	DOLLARS	U. S. BUSINESS ACTIONS	DOLLARS	SMALL BUSINESS ACTIONS	DOLLARS
ARMY	IL	Rock Island	HQ AMCCOM	15	5,292	15	5,292	13	3,075
ARMY	VA	Warrenton	HQ US Army Garrison	4	1,838	4	1,838	1	68
ARMY	MO	St. Louis	USA Aviation Systems Command	9	1,796	5	1,522	1	33
ARMY	NJ	Fort Monmouth	USA Comm & Electronics Command	22	9,599	22	9,599	12	1,161
ARMY	AL	Redstone Arsenal	USA Missile Command	10	884	9	1,120	0	0
ARMY	MO	St. Louis	USA Troop Support Cmd (TROSCOM)	3	884	3	884	3	884
NAVY	DC	Washington	Marine Corps	5	741	4	705	2	161
NAVY	IN	Indianapolis	NAC (Prod Support Branch B/631)	1	113	0	0	0	0
NAVY	PA	Philadelphia	Naval Aviation Support Office	241	31,652	235	30,732	25	1,958
NAVY	PA	Philadelphia	Naval Aviation Support Office	24	1,457	24	1,457	0	0
NAVY	DC	National Visitor Cen	Naval Sea Systems Command	1	100	1	100	1	100
NAVY	DC	Washington	Naval Sea Systems Command	4	594	4	594	0	0
NAVY	CA	Oakland	Naval Sea Systems Command	1	191	1	191	1	191
NAVY	WA	Bremerton	Naval Supply Center Puget Sound	5	713	5	713	3	505
NAVY	FL	Orlando NTC	Naval Training Systems Center	1	554	1	554	0	0
NAVY	CA	San Diego	Navy Ocean System Center Code 70	9	1,937	9	1,937	9	1,937
NAVY	PA	Mechanicsburg	Navy Ships Parts Control Center	344	32,296	339	32,027	42	2,033
AIR FORCE	IL	Scott AFB	375 COMS/LGC	3	217	0	0	0	0
AIR FORCE	UT	Hill AFB	Ogden ALC/LAK	20	1,607	12	752	0	0
AIR FORCE	UT	Hill AFB	Ogden ALC/LIK	5	331	5	331	4	287
AIR FORCE	UT	Hill AFB	Ogden ALC/LMK	6	535	6	535	0	0
AIR FORCE	OK	Tinker AFB	Oklahoma City ALC/LAD	5	321	2	131	0	0
AIR FORCE	OK	Tinker AFB	Oklahoma City ALC/LID	9	1,445	9	1,445	0	0
AIR FORCE	OK	Tinker AFB	Oklahoma City ALC/PK	12	1,193	11	1,063	0	0
AIR FORCE	CA	McClellan AFB	Sacramento ALC/LIK	4	350	4	350	3	306
AIR FORCE	CA	McClellan AFB	Sacramento ALC/LMK	13	1,070	12	1,034	2	147
AIR FORCE	TX	Kelly AFB	San Antonio ALC/LAK	2	165	2	165	0	0
AIR FORCE	TX	Kelly AFB	San Antonio ALC/LDK	56	5,220	31	3,340	6	291
AIR FORCE	TX	Kelly AFB	San Antonio ALC/PK	18	4,229	18	4,229	2	62
AIR FORCE	GA	Robins AFB	Warner Robins ALC/LFK	8	4,699	8	4,699	0	0
AIR FORCE	GA	Robins AFB	Warner Robins ALC/LKK	4	3,378	3	3,348	1	30
AIR FORCE	GA	Robins AFB	Warner Robins ALC/LMK	4	3,126	3	3,348	1	82
AIR FORCE	GA	Robins AFB	Warner Robins ALC/LUK	12	285	9	2,735	2	0
AIR FORCE	GA	Robins AFB	Warner Robins ALC/LYK	11	3,812	10	3,757	0	178
AIR FORCE	GA	Robins AFB	Warner Robins ALC/PK	59	6,155-	59	6,155-	2	0
DLA	OH	Dayton	Defense Electronics Supply Ctr	78	5,760	70	5,177	29	2,187
TOTAL	5998	Electrical & Elct Assys, Boards, Cards		1,043	123,177	967	117,111	172	16,119

Prepared by:

Washington Headquarters Services  
Directorate for Information  
Operations and Reports

# Prime Contract Awards by FSC/SVC and Purchasing Office in Excess of \$100,000

Dollars In Thousands  
FY 1992

## 5999 Misc Electrical & Electronic Components

DEPT	STATE	CITY	PURCHASE OFFICE	TOTAL ALL AWARDS ACTIONS	DOLLARS	U. S. BUSINESS ACTIONS	DOLLARS	SMALL BUSINESS ACTIONS	BUSINESS DOLLARS
ARMY	MD	Fort Meade	Directorate of Contracting	4	1,163	3	1,100	0	0
ARMY	IL	Rock Island	HQ AMCCOM	12	11,796	11	5,893	8	697
ARMY	VA	Warrenton	HQ US Army Garrison	5	2,152	4	2,125	1	78
ARMY	NY	New York	Regional Contrng Off Grafenwoehr	1	164	0	0	0	0
ARMY	MO	St. Louis	USA Aviation Systems Command	14	1,941	12	1,788	2	74
ARMY	NJ	Fort Monmouth	USA Comm & Electronics Command	66	50,129	61	42,087	17	6,870
ARMY	AL	Huntsville	USA Engineer Division Huntsville	2	150	2	150	1	150
ARMY	VA	Fort Belvoir	USA Engineer Topographic Labs	1	148	1	148	1	148
ARMY	MD	Adelphi	USA Laboratory Cmd Installation	2	5,151	2	5,047	1	1,217
ARMY	AL	Redstone Arsenal	USA Missile Command	39	4,145	37	5,047	11	1,459
ARMY	MI	Miami	USA South USA Garrison - Panama	2	4,270	13	1,679	10	1,459
ARMY	MI	Warren	USA Tank-Automotive Command	16	3,309	12	463	1	31
ARMY	MO	St. Louis	USA Troop Support Cmd (TROSCOM)	2	463	2	463	0	0
NAVY	CA	Anaheim	Defense Plant Representative Off	2	1,199	2	895	0	300
NAVY	DC	Washington	Marine Corps	10	1,392	8	377	3	101
NAVY	VA	Quantico MCD&EC	Marine Corps Systems Command	4	377	3	377	2	377
NAVY	IN	Indianapolis	NAC (Ground Support Eq B/614)	1	1,070	1	1,070	1	124
NAVY	IN	Indianapolis	NAC (Prod Support Branch B/631)	4	3,362	4	2,668	2	573
NAVY	IN	Indianapolis	NAC (Production Support B/633)	7	2,668	7	679	3	31
NAVY	IN	Indianapolis	NAC (Weapons Program Branch/813)	4	722	4	434	1	679
NAVY	PA	Philadelphia	NRCC Phila (Lg Purch)	8	434	9	434	6	294
NAVY	IN	Indianapolis	Nac (production Support B/632)	9	281	1	353	1	35
NAVY	PA	Warminster	Naval Air Development Center	5	1,408	3	1,985	1	44
NAVY	NJ	Lakehurst	Naval Air Engineering Center	4	1,985	6	13,584	4	1,510
NAVY	CA	Point Mugu	Naval Air Station	6	13,547	61	238	0	0
NAVY	PA	Philadelphia	Naval Aviation Support Office	2	136	2	136	2	136
NAVY	PA	Philadelphia	Naval Aviation Support Office	5	101	2	101	1	136
NAVY	SC	Charleston	Naval Electronic Systems Engine	2	136	2	136	2	136
NAVY	KY	Louisville	Naval Ordnance Station	2	101	2	101	1	181
NAVY	CA	Long Beach	Naval Regional Contracting Ctr	6	1,498	6	1,498	2	181
NAVY	CA	San Diego	Naval Regional Contracting Ctr	3	252	3	252	0	0
NAVY	NY	New York	Naval Regional Contracting Ctr	2	252	0	0	0	0
NAVY	DC	Washington	Naval Research Laboratory	14	5,414	14	5,414	7	1,556
NAVY	DC	National Visitor Cen	Naval Sea Systems Command	11	43,571	11	43,571	0	0
NAVY	DC	Washington	Naval Sea Systems Command	16	5,087	16	5,087	1	125
NAVY	VA	Arlington	Naval Space & Warfare Sys Cmd	1	5,000	1	5,000	0	0
NAVY	CA	Oakland	Naval Supply Center	1	153	1	153	0	0
NAVY	SC	Charleston	Naval Supply Center	4	1,318	3	1,290	0	0
NAVY	SC	Bremerton	Naval Supply Center	8	1,216	8	1,216	5	726
NAVY	VA	Dahlgren	Naval Surface Weapons Center	12	1,058	12	1,058	8	871

Prepared by:

Washington Headquarters Services  
Directorate for Information  
Operations and Reports

# Prime Contract Awards by FSC/SVC and Purchasing Office in Excess of \$100,000

Dollars In Thousands

FY 1992

## 5999 Misc Electrical &amp; Electronic Components

DEPT	STATE	CITY	PURCHASE OFFICE	TOTAL ALL AWARDS ACTIONS	DOLLARS	U. S. BUSINESS ACTIONS	DOLLARS	SMALL BUSINESS ACTIONS	DOLLARS
NAVY	FL	Orlando	Naval Training Systems Center	5	3,369	5	3,369	0	0
NAVY	RI	Newport	Naval Underwtr Sys Ctr (Code 921)	2	1,237	2	1,237	0	1,237
NAVY	RI	Naval	Naval Underwtr Sys Ctr (Code 922)	4	1,230	3	1,196	2	136
NAVY	IN	Crane	Naval Weapons Support Center	15	15,143	12	14,636	7	475
NAVY	VA	Portsmouth	Navy Electronics Systems Eng Ctr	3	225	2	199	1	163
NAVY	CA	San Diego	Navy Ocean System Center Code 70	2	181	2	181	0	0
NAVY	CA	San Diego	Navy Ocean System Center NPRDC	3	1,418	3	1,418	0	1,418
NAVY	PA	Mechanicsburg	Navy Ships Parts Control Center	295	54,883	292	54,471	33	1,405
NAVY	DC	Washington	Space & Naval Warfare Sys Cmd	1	2,953	1	2,953	0	0
NAVY	VA	Arlington	Space & Naval Warfare Sys Cmd	4	4,285	4	4,285	0	0
NAVY	CO	Peterson AFB	21ST CONS/LGC	1	342	0	0	0	0
AIR FORCE	FL	Patrick AFB	45th CONS/PK	3	112	2	66	1	38
AIR FORCE	TN	Arnold	AEDC/PKP Operational Contracting	1	101	0	0	0	0
AIR FORCE	CA	Edwards AFB	AFFTC/PKB	1	112	1	112	0	0
AIR FORCE	CA	Edwards AFB	AFFTC/PKRB	1	202	1	202	0	0
AIR FORCE	OH	Wright	AFBASC/RWKR	11	10,291	0	0	0	0
AIR FORCE	OH	Wright	Patterson AFBASC/YIK	1	32,109	1	32,109	0	0
AIR FORCE	OH	Wright	Patterson AFBASC/YSK	2	2,901	2	2,901	0	0
AIR FORCE	MA	Hanscom AFB	ESC/FAK	1	378	0	0	0	0
AIR FORCE	UT	Hill AFB	Ogden ALC/LAK	20	1,238	11	566	1	39
AIR FORCE	UT	Hill AFB	Ogden ALC/LIK	4	378	4	378	0	0
AIR FORCE	UT	Hill AFB	Ogden ALC/PKO	3	102	2	68	2	68
AIR FORCE	CA	McClellan AFB	Sacramento ALC/LAK	3	122	2	237	0	0
AIR FORCE	CA	McClellan AFB	Sacramento ALC/LIK	1	110	1	110	0	0
AIR FORCE	CA	McClellan AFB	Sacramento ALC/LMK	13	110	13	1,210	0	133
AIR FORCE	TX	Kelly AFB	San Antonio ALC/LAK	7	3,405	6	3,340	1	27
AIR FORCE	TX	Kelly AFB	San Antonio ALC/LDK	27	4,205	19	3,520	0	0
AIR FORCE	TX	Kelly AFB	San Antonio ALC/PK	4	340	4	340	0	0
AIR FORCE	TX	Kelly AFB	San Antonio ALC/PAK	4	351	4	351	0	33-
AIR FORCE	GA	Robins AFB	Warner Robins ALC/LFK	6	901	4	480	0	0
AIR FORCE	GA	Robins AFB	Warner Robins ALC/LMK	4	1,758	4	1,758	0	44
AIR FORCE	GA	Robins AFB	Warner Robins ALC/LYK	5	291	4	46	1	69
AIR FORCE	GA	Robins AFB	Warner Robins ALC/PK	7	878	7	878	0	0
DLA	OH	Dayton	Defense Electronics Supply Ctr	13	747	12	718	8	413
ODA	DC	Washington	Def Nuclear Agency	1	199	1	199	0	0
TOTAL	5999	Misc Electrical & Electronic Components		916	319,570	827	286,712	208	26,376

Prepared by:

Washington Headquarters Services  
Directorate for Information  
Operations and Reports

# Prime Contract Awards by FSC/SVC and Purchasing Office in Excess of \$100,000

Dollars In Thousands  
FY 1992

6004 Rotary Joints		PURCHASE OFFICE	TOTAL ALL AWARDS ACTIONS	U. S. BUSINESS ACTIONS	SMALL BUSINESS ACTIONS
DEPT	STATE CITY				
NAVY	DC Naval Station	Naval Regional Contracting Ctr	2	2	2
TOTAL	6004 Rotary Joints		2	2	2

Prepared by:  
Washington Headquarters Services  
Directorate for Information  
Operations and Reports

ST 28 Prime Contract Awards by FSC/SVC and Purchasing Office in Excess of \$100,000

Dollars In Thousands  
FY 1992

6006 Attenuators	PURCHASE OFFICE	TOTAL ALL AWARDS ACTIONS	DOLLARS	U. S. BUSINESS ACTIONS	DOLLARS	SMALL BUSINESS ACTIONS	DOLLARS
DEPT STATE CITY		1	63	0	0	0	0
TOTAL 6006 Attenuators		1	63	0	0	0	0

Prepared by:  
Washington Headquarters Services  
Directorate for Information  
Operations and Reports

**Prime Contract Awards by FSC/SVC and  
Purchasing Office in Excess of \$100,000**

Dollars In Thousands  
FY 1992

**6008 Optical Multiplexers/Demultiplexers**

DEPT	STATE	CITY	PURCHASE OFFICE	TOTAL ALL AWARDS ACTIONS	DOLLARS	U. S. BUSINESS ACTIONS	DOLLARS	SMALL BUSINESS ACTIONS	DOLLARS
TOTAL	6008	Optical Multiplexers/Demultiplexers		1	87	1	87	0	0

*Prepared by:*  
Washington Headquarters Services  
Directorate for Information  
Operations and Reports



ST 28

# Prime Contract Awards by FSC/SVC and Purchasing Office in Excess of \$100,000

Dollars In Thousands  
FY 1992

DEPT	STATE	CITY	PURCHASE OFFICE	TOTAL ALL AWARDS ACTIONS	DOLLARS	U. S. BUSINESS ACTIONS	DOLLARS	SMALL BUSINESS ACTIONS	DOLLARS
TOTAL	6010	Fiber	Optic Conductors	1	71	1	71	1	71

Prepared by:

Washington Headquarters Services  
Directorate for Information  
Operations and Reports

# Prime Contract Awards by FSC/SVC and Purchasing Office in Excess of \$100,000

Dollars In Thousands  
FY 1992

6015 Fiber Optic Cables		PURCHASE OFFICE		TOTAL ALL AWARDS	U. S. BUSINESS	SMALL BUSINESS
DEPT	STATE CITY			ACTIONS DOLLARS	ACTIONS DOLLARS	DOLLARS
ARMY	MD Fort Ritchie	HQ 7th Signal Cmd & Ft Ritchie	61	20,658	61	20,658
ARMY	UT Dugway	USA Dugway Proving Ground	1	152	1	152
ARMY	IA Johnston	USPFO for Iowa	2	175	2	175
NAVY	CA Port Hueneme	Naval Construction Battalion Cen	2	2,069	2	2,069
NAVY	VA Arlington	Naval Space & Warfare Sys Cmd	1	1,028	0	0
NAVY	VA Norfolk	Naval Supply Center	1	188	1	188
NAVY	VA Dahlgren	Naval Surface Weapons Center	2	123	2	123
NAVY	RI Naval USC	Naval Undersea Warfare Center	1	237	1	237
NAVY	CA San Diego	Navy Ocean System Cntr (Staff)	4	203	4	203
AIR FORCE	CA Edwards AFB	AFFTC/PKRB	2	340	2	340
AIR FORCE	OK Tinker AFB	CSC/PK	3	307	3	307
DLA	OH Dayton	Defense Electronics Supply Ctr	2	121	2	121
ODA	NM Kirtland AFB	Def Nuclear Agency Field Command	2	844	2	844
<b>TOTAL</b>	<b>6015 Fiber Optic Cables</b>		<b>96</b>	<b>27,106</b>	<b>95</b>	<b>26,079</b>

TOTAL 6015 Fiber Optic Cables

1,220

Prepared by:

Washington Headquarters Services  
Directorate for Information  
Operations and Reports

# Prime Contract Awards by FSC/SVC and Purchasing Office in Excess of \$100,000

Dollars In Thousands

FY 1992

## 6020 Fiber Optic Cable Assemblies and Harnesses

DEPT	STATE	CITY	PURCHASE OFFICE	TOTAL ALL AWARDS ACTIONS	DOLLARS	U. S. BUSINESS ACTIONS	DOLLARS	SMALL BUSINESS ACTIONS	DOLLARS
ARMY	NJ	Fort Monmouth	USA Comm & Electronics Command	3	394	3	394	0	0
ARMY	AL	Redstone Arsenal	USA Missile Command	1	227	1	227	1	227
NAVY	VA	Dahlgren	Naval Surface Weapons Center	1	152	1	152	0	0
<b>TOTAL</b>		<b>6020</b>	<b>Fiber Optic Cable Assemblies and Harnesses</b>	<b>9</b>	<b>1,016</b>	<b>9</b>	<b>1,016</b>	<b>5</b>	<b>470</b>

Prepared by:

Washington Headquarters Services  
Directorate for Information  
Operations and Reports

# Prime Contract Awards by FSC/SVC and Purchasing Office in Excess of \$100,000

Dollars In Thousands

FY 1992

6021 Fiber Optic Switches		PURCHASE OFFICE	TOTAL ALL AWARDS		U. S. BUSINESS		SMALL BUSINESS	
DEPT	STATE CITY		ACTIONS	DOLLARS	ACTIONS	DOLLARS	ACTIONS	DOLLARS
NAVY	CA San Diego	Naval Regional Contracting Ctr.	1	300	1	300	1	300
NAVY	CA Vallejo	Navy Electronics Systems Eng Ctr	3	392	3	392	3	392
<b>TOTAL</b>	<b>6021 Fiber Optic Switches</b>		<b>4</b>	<b>692</b>	<b>4</b>	<b>692</b>	<b>4</b>	<b>692</b>

Prepared by:

Washington Headquarters Services  
Directorate for Information  
Operations and Reports

ST 28

# Prime Contract Awards by FSC/SVC and Purchasing Office in Excess of \$100,000

Dollars In Thousands

FY 1992

6025 Fiber Optic Transmitters

DEPT	STATE	CITY	PURCHASE OFFICE	TOTAL ALL AWARDS ACTIONS	DOLLARS	U.S. BUSINESS ACTIONS	DOLLARS	SMALL BUSINESS ACTIONS	DOLLARS
TOTAL	6025	Fiber	Optic Transmitters	3	153	3	153	0	0

Prepared by:

Washington Headquarters Services  
Directorate for Information  
Operations and Reports

398

ST 28

# Prime Contract Awards by FSC/SVC and Purchasing Office in Excess of \$100,000

Dollars In Thousands

FY 1992

6026 Fiber Optic Receivers									
DEPT	STATE	CITY	PURCHASE OFFICE	TOTAL ALL AWARDS ACTIONS	DOLLARS	U. S. BUSINESS ACTIONS	DOLLARS	SMALL BUSINESS ACTIONS	DOLLARS
TOTAL	6026	Fiber Optic Receivers		1	38	0	0	0	0

Prepared by:

Washington Headquarters Services  
Directorate for Information  
Operations and Reports

# Prime Contract Awards by FSC/SVC and Purchasing Office in Excess of \$100,000

Dollars In Thousands

FY 1992

## 6030 Fiber Optic Devices

DEPT	STATE	CITY	PURCHASE OFFICE	TOTAL ALL AWARDS ACTIONS	TOTAL ALL AWARDS DOLLARS	U. S. BUSINESS ACTIONS	U. S. BUSINESS DOLLARS	SMALL BUSINESS ACTIONS	SMALL BUSINESS DOLLARS
NAVY	RI	Naval USC	Naval Underwtr Sys Ctr (Code 912)	3	144	3	144	0	0
AIR FORCE	FL	Patrick AFB	45th CONS/PK	2	142	2	142	2	142
AIR FORCE	FL	Tyndall AFB	HQ USAF ADWC/LGC	4	235	2	165	2	165
ODA	NM	Kirtland AFB	Def Nuclear Agency Field Command	2	119	1	34	0	0
<b>TOTAL</b>		<b>6030 Fiber Optic Devices</b>		<b>20</b>	<b>1,136</b>	<b>14</b>	<b>850</b>	<b>7</b>	<b>499</b>

Prepared by:

Washington Headquarters Services  
Directorate for Information  
Operations and Reports

ST 28

# Prime Contract Awards by FSC/SVC and Purchasing Office in Excess of \$100,000

Dollars In Thousands

FY 1992

6035 Fiber Optic Light Transfer and Image Transfer Dev

DEPT	STATE	CITY	PURCHASE OFFICE	TOTAL ALL AWARDS ACTIONS	U.S. BUSINESS ACTIONS	U.S. BUSINESS DOLLARS	SMALL BUSINESS ACTIONS	SMALL BUSINESS DOLLARS
TOTAL	6035	Fiber	Optic Light Transfer and Image Transfer Dev	2	1	71	1	45

Prepared by:

Washington Headquarters Services  
Directorate for Information  
Operations and Reports

401



ST 28

# Prime Contract Awards by FSC/SVC and Purchasing Office in Excess of \$100,000

Dollars In Thousands  
FY 1992

DEPT	STATE	CITY	PURCHASE OFFICE	TOTAL ALL AWARDS ACTIONS	DOLLARS	U.S. BUSINESS ACTIONS	DOLLARS	SMALL BUSINESS ACTIONS	DOLLARS
6050			Fiber Optic Passive Devices	1	54	1	54	1	54
TOTAL			6050 Fiber Optic Passive Devices	1	54	1	54	1	54

Prepared by:  
Washington Headquarters Services  
Directorate for Information  
Operations and Reports

# Prime Contract Awards by FSC/SVC and Purchasing Office in Excess of \$100,000

Dollars In Thousands

FY 1992

## 6060 Fiber Optic Interconnectors and Supplies

DEPT	STATE	CITY	PURCHASE OFFICE	TOTAL ALL AWARDS ACTIONS	U.S. BUSINESS ACTIONS	U.S. BUSINESS DOLLARS	SMALL BUSINESS ACTIONS	SMALL BUSINESS DOLLARS
NAVY	HI	Pearl Harbor NC	Naval Supply Center	2	2	117	0	0
NAVY	PA	Mechanicsburg	Navy Ships Parts Control Center	1	1	116	1	116
<b>TOTAL</b>			<b>6060 Fiber Optic Interconnectors and Supplies</b>	<b>9</b>	<b>9</b>	<b>526</b>	<b>8</b>	<b>323</b>

Prepared by:

Washington Headquarters Services  
Directorate for Information  
Operations and Reports

# Prime Contract Awards by FSC/SVC and Purchasing Office in Excess of \$100,000

Dollars In Thousands  
FY 1992

## 6070 Fiber Optic Accessories and Supplies

DEPT	STATE	CITY	PURCHASE OFFICE	TOTAL ALL AWARDS ACTIONS	TOTAL ALL AWARDS DOLLARS	U. S. BUSINESS ACTIONS	U. S. BUSINESS DOLLARS	SMALL BUSINESS ACTIONS	SMALL BUSINESS DOLLARS
NAVY	CA	Vallejo	Navy Electronics	2	162	2	162	2	162
AIR FORCE	HI	Hickam AFB	15 CONS/LGC	1	2,607-	1	2,607-	0	0
AIR FORCE	OK	Tinker AFB	CSC/PK	4	245	4	245	2	110
AIR FORCE	CA	Beale AFB	SRW/LGC	2	297	2	297	2	297
<b>TOTAL</b>		<b>6070 Fiber Optic Accessories and Supplies</b>		<b>17</b>	<b>1,480-</b>	<b>16</b>	<b>1,518-</b>	<b>8</b>	<b>710</b>

Prepared by:

Washington Headquarters Services  
Directorate for Information  
Operations and Reports

# Prime Contract Awards by FSC/SVC and Purchasing Office in Excess of \$100,000

Dollars In Thousands

FY 1992

DEPT	STATE	CITY	PURCHASE OFFICE	TOTAL ALL AWARDS ACTIONS	151	U. S. BUSINESS ACTIONS	3	151	U. S. BUSINESS ACTIONS	1	SMALL BUSINESS DOLLARS	75
6080			Fiber Optic Kits & Sets	3								
TOTAL			6080 Fiber Optic Kits & Sets	3	151	3	151			1		75

Prepared by:  
Washington Headquarters Services  
Directorate for Information  
Operations and Reports

# Prime Contract Awards by FSC/SVC and Purchasing Office in Excess of \$100,000

Dollars In Thousands  
FY 1992

## 6099 Miscellaneous Fiber Optic Components

DEPT	STATE	CITY	PURCHASE OFFICE	TOTAL ALL AWARDS ACTIONS	U. S. BUSINESS ACTIONS	SMALL BUSINESS ACTIONS	BUSINESS DOLLARS
ARMY	NJ	Fort Monmouth	USA Comm & Electronics Command	12	12	12	1,956
ARMY	AL	Redstone Arsenal	USA Missile Command	2	2	0	103
NAVY	HI	Pearl Harbor NC	Naval Supply Center	1	1	1	126
NAVY	VA	Norfolk	Naval Supply Center	1	1	1	640
NAVY	FL	Orlando NTC	Naval Training Systems Center	1	1	1	534
NAVY	WA	Keyport NTS	Naval Undersea Warfare Eng Sta	6	6	0	608
NAVY	VA	Portsmouth	Navy Electronics Systems Eng Ctr	1	1	0	127
<b>TOTAL</b>			<b>6099 Miscellaneous Fiber Optic Components</b>	<b>32</b>	<b>29</b>	<b>20</b>	<b>4,357</b>

Prepared by:

Washington Headquarters Services  
Directorate for Information  
Operations and Reports

# Prime Contract Awards by FSC/SVC and Purchasing Office in Excess of \$100,000

Dollars In Thousands

FY 1992

6105 Motors, Electrical

DEPT	STATE	CITY	PURCHASE OFFICE	TOTAL ALL AWARDS ACTIONS	TOTAL ALL AWARDS DOLLARS	U.S. BUSINESS ACTIONS	U.S. BUSINESS DOLLARS	SMALL BUSINESS ACTIONS	SMALL BUSINESS DOLLARS
ARMY	IL	Rock Island	HQ AMCCOM	12	1,807	12	1,807	6	717
ARMY	MO	St. Louis	USA Aviation Systems Command	6	1,182	6	1,182	2	718
ARMY	NJ	Fort Monmouth	USA Comm & Electronics Command	2	1,378	2	1,378	1	330
ARMY	AL	Redstone Arsenal	USA Missile Command	5	315	5	315	0	0
ARMY	MI	Warren	USA Tank-Automotive Command	6	715	6	715	0	0
ARMY	MO	St. Louis	USA Troop Support Cmd (TROSCOM)	5	303	5	303	5	303
NAVY	IN	Indianapolis	Nac (Production Support B/632)	2	158	2	158	2	158
NAVY	PA	Philadelphia	Naval Aviation Support Office	15	1,874	13	1,797	4	329
NAVY	CA	Long Beach	Naval Regional Contracting Ctr	1	193	1	193	1	193
NAVY	VA	Norfolk NAV SHIPYD	Naval Shipyard	2	273	2	273	2	273
NAVY	RI	Newport	Naval Underwr Sys Ctr (Code 921)	1	100	1	100	0	0
NAVY	IN	Crane NAVNSC	Naval Weapons Support Center	4	1,035	4	1,035	0	0
NAVY	PA	Mechanicsburg	Navy Ships Parts Control Center	56	4,738	53	4,611	1	1,602
NAVY	NH	Portsmouth	Portsmouth Naval Shipyard	41	5,091	41	5,091	17	1,312
AIR FORCE	TN	Arnold ENG DEV CTR	AEDC/PKP Operational Contracting	1	160	1	160	0	0
AIR FORCE	OK	Tinker AFB	Oklahoma City ALC/LID	11	928	11	928	1	38
AIR FORCE	CA	McClellan AFB	Sacramento ALC/LIK	27	1,551	25	1,489	6	363
AIR FORCE	CA	McClellan AFB	Sacramento ALC/LMK	3	140	3	140	3	140
AIR FORCE	TX	Kelly AFB	San Antonio ALC/LDK	5	352	5	352	1	32
DLA	VA	Richmond	Defense General Supply Center	53	5,228	53	5,228	9	379
OCE	FL	Jacksonville	USA Engineer Dist Jacksonville	2	172	2	172	2	172
<b>TOTAL</b>		<b>6105 Motors, Electrical</b>		<b>275</b>	<b>27,236</b>	<b>264</b>	<b>26,931</b>	<b>67</b>	<b>7,343</b>

Prepared by:

Washington Headquarters Services  
Directorate for Information  
Operations and Reports

# Prime Contract Awards by FSC/SVC and Purchasing Office In Excess of \$100,000

Dollars In Thousands

FY 1992

6110 Electrical Control Equipment		PURCHASE OFFICE		TOTAL ALL AWARDS	U. S. BUSINESS	SMALL BUSINESS
DEPT	STATE CITY			ACTIONS DOLLARS	ACTIONS DOLLARS	ACTIONS DOLLARS
ARMY	IL Rock Island	HQ AMCCOM		7 591	7 591	6 625
ARMY	MO St. Louis	USA Aviation Systems Command		8 1,615	8 1,615	1 53
ARMY	NJ Fort Monmouth	USA Comm & Electronics Command		10 3,046	10 3,046	3 631
ARMY	AL Redstone Arsenal	USA Missile Command		2 1,165	2 1,165	0 0
ARMY	MI Warren	USA Tank-Automotive Command		18 10,802	18 10,802	9 6,532
NAVY	DC Washington	Marine Corps		5 511	5 511	1 33
NAVY	PA Philadelphia	Naval Aviation Support Office		17 1,899	17 1,899	4 512
NAVY	PA Philadelphia NAVSA	Naval Aviation Support Office		2 1,373	2 1,373	2 373
NAVY	FL Pensacola	Naval Education & Training Ctr		1 100	1 100	0 0
NAVY	CA Long Beach	Naval Regional Contracting Ctr		1 189	1 189	1 34
NAVY	CA San Diego	Naval Regional Contracting Ctr		2 119	2 119	0 0
NAVY	NY New York	Naval Regional Contracting Ctr		1 180	1 180	0 0
NAVY	SC Charleston	Naval Supply Center		1 152	1 152	1 100
NAVY	VA Norfolk	Naval Supply Center		1 273	1 273	0 0
NAVY	WA Bremerton	Naval Supply Center Puget Sound		5 3,370	5 3,370	3 133
NAVY	PA Mechanicsburg	Navy Ships Parts Control Center		70 3,976	70 3,976	13 527
AIR FORCE	CA Edwards AFB	AFFTC/PRRB		2 172	2 172	1 38
AIR FORCE	UT Hill AFB	Ogden ALC/LAK		10 458	10 458	0 0
AIR FORCE	OK Tinker AFB	Oklahoma City ALC/PK		22 37,326	22 37,326	0 0
AIR FORCE	CA McClellan AFB	Sacramento ALC/LIK		21 1,845	21 1,845	5 480
AIR FORCE	GA Robins AFB	Warner Robins ALC/LVK		2 166	2 166	0 0
DLA	VA Richmond	Defense General Supply Center		21 1,941	21 1,941	11 1,234
OCE	OR Portland	USA Engineer District Portland		4 405	4 405	4 405
OCE	WA Seattle	USA Engineer District Seattle		1 298	1 298	0 0
<b>TOTAL</b>	<b>6110 Electrical Control Equipment</b>			<b>260 72,233</b>	<b>236 70,331</b>	<b>78 12,478</b>

Prepared by:

Washington Headquarters Services  
Directorate for Information  
Operations and Reports

# Prime Contract Awards by FSC/SVC and Purchasing Office in Excess of \$100,000

Dollars In Thousands  
FY 1992

6115 Generators and Generator Sets, Electrical

DEPT	STATE	CITY	PURCHASE OFFICE	TOTAL ALL AWARDS ACTIONS	TOTAL ALL AWARDS DOLLARS	U.S. BUSINESS ACTIONS	U.S. BUSINESS DOLLARS	SMALL BUSINESS ACTIONS	SMALL BUSINESS DOLLARS
ARMY	IL	Rock Island	HQ AMCCOM	1	127	0	0	0	0
ARMY	VA	Warrenton	VA US Army Garrison	1	523	1	523	0	0
ARMY	UT	Tooele	Tooele Army Depot	1	264	1	264	1	264
ARMY	MO	St. Louis	USA Aviation Systems Command	10	2,526	10	2,526	3	56
ARMY	CA	San Francisco	USA Medical Contracting Agency	4	234	0	0	0	0
ARMY	MD	Fort Detrick	USA Medical Research	1	301	1	301	1	301
ARMY	MI	Warren	USA Tank-Automotive Command	2	831	2	831	2	831
ARMY	MO	St. Louis	USA Troop Support Cmd (TROSCOM)	36	110,653	34	106,592	30	105,397
NAVY	PA	Philadelphia	NRCC Phila (Lg Purch)	2	144	1	79	1	79
NAVY	NJ	Lakehurst	Naval Air Engineering Center	1	1,401	0	0	0	0
NAVY	DC	Washington	Naval Air Systems Command	1	8,474	1	8,474	1	8,474
NAVY	PA	Philadelphia	Naval Aviation Support Office	19	4,702	17	4,489	5	554
NAVY	CA	Port Hueneme	Naval Construction Battalion Cen	8	2,530	8	2,530	6	1,572
NAVY	CA	Long Beach	Naval Regional Contracting Ctr	2	210	2	210	2	210
NAVY	CA	San Diego	Naval Regional Contracting Ctr	2	325	2	325	2	325
NAVY	DC	Washington	Naval Regional Contracting Ctr	2	127	2	127	1	81
NAVY	DC	Washington	Naval Sea Systems Command	2	9,518	2	9,518	0	0
NAVY	VA	Norfolk	Naval Shipyard	1	138	1	138	0	0
NAVY	HI	Pearl Harbor	Naval Supply Center	1	203	1	203	1	203
NAVY	SC	Charleston	Naval Supply Center	2	271	2	271	2	271
NAVY	CA	San Francisco	Naval Supply Depot	1	184	0	0	0	0
NAVY	SC	Charleston	Naval Weapons Station	2	100	0	0	0	0
NAVY	PA	Mechanicsburg	Navy Ships Parts Control Center	7	359-	7	359-	0	0
NAVY	WA	Seattle	Navy Supply Depot	1	181	0	0	1	674-
AIR FORCE	CA	McClellan AFB	Sacramento ALC/LIK	68	18,207	56	14,687	30	11,587
AIR FORCE	TX	Kelly AFB	San Antonio ALC/PK	1	208	1	208	0	0
AIR FORCE	GA	Robins AFB	Warner Robins ALC/LBK	2	279	2	279	1	211
DLA	OH	Columbus	Defense Construction Supply Ctr	1	120	1	120	0	0
DLA	VA	Richmond	Defense General Supply Center	20	1,801	15	1,564	5	260
OCE	AR	Little Rock	USA Engineer Dist Little Rock	4	143	1	35	0	0
OCE	AL	Mobile	USA Engineer Dist Mobile	2	1,241	1	1,200	0	0
OCE	GA	Savannah	USA Engineer Dist Savannah	5	1,405	0	0	0	0
OCE	MS	Vicksburg	USA Engineer District Vicksburg	1	250	1	250	1	250
TOTAL			6115 Generators and Generator Sets, Electrical	252	166,831	192	156,133	110	130,834

Prepared by:

Washington Headquarters Services  
Directorate for Information  
Operations and Reports



ST 28

# Prime Contract Awards by FSC/SVC and Purchasing Office in Excess of \$100,000

Dollars In Thousands  
FY 1992

6116 Fuel Cell Power Units, Components & Accys

DEPT	STATE	CITY	PURCHASE OFFICE	TOTAL ALL AWARDS ACTIONS	86	U.S. BUSINESS ACTIONS	1	86	SMALL BUSINESS ACTIONS	1	86
TOTAL	6116	Fuel Cell Power Units, Components & Accys		1	86	1	1	86	1	1	86

Prepared by:  
Washington Headquarters Services  
Directorate for Information  
Operations and Reports

# Prime Contract Awards by FSC/SVC and Purchasing Office in Excess of \$100,000

Dollars In Thousands

FY 1992

6117 Solar Electric Power Systems				
DEPT STATE CITY	PURCHASE OFFICE	TOTAL ALL AWARDS ACTIONS DOLLARS	U. S. BUSINESS ACTIONS DOLLARS	SMALL BUSINESS ACTIONS DOLLARS
TOTAL	6117 Solar Electric Power Systems	4 163	1 25	0 0

Prepared by:

Washington Headquarters Services  
Directorate for Information  
Operations and Reports

# Prime Contract Awards by FSC/SVC and Purchasing Office in Excess of \$100,000

Dollars In Thousands

FY 1992

## 6120 Transformers, Distribution &amp; Power Station

DEPT	STATE	CITY	PURCHASE OFFICE	TOTAL ALL AWARDS ACTIONS	DOLLARS	U. S. BUSINESS ACTIONS	DOLLARS	SMALL BUSINESS ACTIONS	DOLLARS
ARMY	KY	Fort Campbell	Directorate of Contracting	1	292	1	292	1	292
ARMY	MO	Kansas City	USA Engineer District Kansas City	1	103	1	103	1	103
ARMY	NE	Omaha	USA Engineer District Omaha	1	1,749	1	1,749	1	1,749
ARMY	AL	Huntsville	USA Engineer Division Huntsville	2	281	2	281	2	281
ARMY	CA	San Francisco	USA Korea Contracting Agency	1	112	0	0	0	0
AIR FORCE	NY	New York	24 Comp WG/LGC	1	224	0	0	0	0
AIR FORCE	TN	Arnold	ENG DEV CTR AEDC/PKP Operational Contracting	1	815	1	815	1	815
TOTAL 6120 Transformers, Distribution & Power Station				20	4,020	18	3,684	15	3,506

Prepared by:

Washington Headquarters Services  
Directorate for Information  
Operations and Reports

# Prime Contract Awards by FSC/SVC and Purchasing Office in Excess of \$100,000

Dollars In Thousands

FY 1992

## 6125 Converters, Electrical, Rotating

DEPT	STATE	CITY	PURCHASE OFFICE	TOTAL ALL AWARDS ACTIONS	TOTAL ALL AWARDS DOLLARS	U.S. BUSINESS ACTIONS	U.S. BUSINESS DOLLARS	SMALL BUSINESS ACTIONS	SMALL BUSINESS DOLLARS
ARMY	MI	Warren	USA Tank-Automotive Command	1	229	1	229	0	0
NAVY	DC	Washington	Marine Corps	1	137	1	137	1	137
NAVY	IN	Indianapolis	Nac (Production Support B/632)	1	115	1	115	0	0
NAVY	PA	Philadelphia	Naval Aviation Support Office	2	486	2	486	1	31
NAVY	DC	National Visitor Cen	Naval Sea Systems Command	1	1,322	1	1,322	0	0
NAVY	WA	Bremerton	Naval Supply Center Puget Sound	1	263	1	263	0	0
NAVY	PA	Mechanicsburg	Navy Ships Parts Control Center	3	262-	3	262-	1	33
AIR FORCE	UT	Hill AFB	Ogden ALC/LMK	4	424	4	424	4	424
AIR FORCE	CA	McClellan AFB	Sacramento ALC/LIK	7	749	5	303	4	209
DLA	VA	Richmond	Defense General Supply Center	10	1,116	9	911	4	200
<b>TOTAL</b>			<b>6125 Converters, Electrical, Rotating</b>	<b>39</b>	<b>4,988</b>	<b>32</b>	<b>4,145</b>	<b>18</b>	<b>1,205</b>

Prepared by:

Washington Headquarters Services  
Directorate for Information  
Operations and Reports

# Prime Contract Awards by FSC/SVC and Purchasing Office in Excess of \$100,000

Dollars In Thousands

FY 1992

6130 Converters, Electrical, Nonrotating

DEPT	STATE	CITY	PURCHASE OFFICE	TOTAL ALL AWARDS ACTIONS	DOLLARS	U.S. BUSINESS ACTIONS	DOLLARS	SMALL BUSINESS ACTIONS	DOLLARS
ARMY	IL	Rock Island	HQ AMCCOM	6	1,180	6	1,180	2	213
ARMY	PA	Chambersburg	Letterkenny Army Depot	1	224	1	224	1	224
ARMY	MO	St. Louis	USA Aviation Systems Command	10	977	9	853	3	418
ARMY	NJ	Fort Monmouth	USA Comm & Electronics Command	21	15,308	19	15,211	11	1,113
ARMY	AL	Redstone Arsenal	USA Missile Command	16	2,012	16	2,012	16	2,012
ARMY	MI	Warren	USA Tank-Automotive Command	1	263	1	263	1	263
ARMY	NM	White Sands MSL RGE	USA White Sands Missile Range	3	1,065	3	1,065	1	157
ARMY	AZ	Yuma	USA Yuma Proving Ground	2	172	2	172	2	172
NAVY	IN	Indianapolis	NAC (Contract Admin B/661)	2	443	2	443	1	163
NAVY	IN	Indianapolis	NAC (Prod Support Branch B/631)	6	676	6	676	4	582
NAVY	IN	Indianapolis	NAC (Production Support B/633)	4	371	4	371	3	252
NAVY	IN	Indianapolis	Nac (Production Support B/632)	1	256	1	256	1	256
NAVY	CA	Point Mugu	Naval Air Station	3	132	1	30	1	30
NAVY	PA	Philadelphia	Naval Aviation Support Office	52	12,205	50	8,317	14	1,419
NAVY	PA	Philadelphia	Naval Aviation Support Office	5	651	4	509	1	37
NAVY	SC	Charleston	Naval Electronic Systems Engine	1	107	0	0	0	0
NAVY	DC	Washington	Naval Sea Systems Command	4	19,160	4	19,160	1	4,598
NAVY	VA	Dahlgren	Naval Surface Weapons Center	1	177	1	177	1	177
NAVY	CA	China Lake NWC	Naval Weapons Center	2	205	1	177	1	177
NAVY	IN	Crane	Naval Weapons Support Center	4	1,459	4	1,459	3	1,377
NAVY	PA	Mechanicsburg	Navy Ships Parts Control Center	4	21,864	210	21,273	65	3,950
AIR FORCE	IL	Scott AFB	375 CONS/LGC	1	273	1	273	0	0
AIR FORCE	NV	Nellis AFB	57 FWW/LGC	1	134	0	0	0	0
AIR FORCE	FL	Eglin AFB	AFDTC/PAO	2	271	0	0	0	0
AIR FORCE	NY	Griffiss AFB	CINCSAC/LGC	1	316	1	316	1	316
AIR FORCE	MA	Hanscom AFB	ESC/PAU Base Contracts	2	247	0	0	0	0
AIR FORCE	UT	Hill AFB	Ogden ALC/PAK	30	3,067	21	2,428	8	698
AIR FORCE	OK	Tinker AFB	Ogden ALC/PAK	2	636	2	636	0	0
AIR FORCE	OK	Tinker AFB	Oklahoma City ALC/LID	3	288	2	196	2	196
AIR FORCE	CA	McClellan AFB	Oklahoma City ALC/PAK	5	897	5	897	0	0
AIR FORCE	CA	McClellan AFB	Sacramento ALC/LIK	179	93,383	175	93,206	14	4,117
AIR FORCE	CA	McClellan AFB	Sacramento ALC/LMK	17	11,688	11	10,578	4	340
AIR FORCE	CA	McClellan AFB	Sacramento ALC/PAK	2	115	2	115	1	70
AIR FORCE	TX	Kelly AFB	San Antonio ALC/LAK	4	383	3	351	1	44
AIR FORCE	TX	Kelly AFB	San Antonio ALC/LDK	9	1,282	5	733	2	119
AIR FORCE	GA	Robins AFB	Warner Robins ALC/LFK	4	251	4	251	2	118
AIR FORCE	GA	Robins AFB	Warner Robins ALC/LKK	2	1,389	1	1,322	0	0
AIR FORCE	GA	Robins AFB	Warner Robins ALC/LMK	9	1,814	8	1,569	2	230
AIR FORCE	GA	Robins AFB	Warner Robins ALC/LUK	1	2,225	1	2,225	0	0
AIR FORCE	GA	Robins AFB	Warner Robins ALC/LYK	9	2,628	7	2,479	4	377

Prepared by:

Washington Headquarters Services  
Directorate for Information  
Operations and Reports

# Prime Contract Awards by FSC/SVC and Purchasing Office in Excess of \$100,000

Dollars In Thousands

FY 1992

## 6130 Converters, Electrical, Nonrotating

DEPT	STATE	CITY	PURCHASE OFFICE	TOTAL ALL AWARDS ACTIONS	TOTAL ALL AWARDS DOLLARS	U. S. BUSINESS ACTIONS	U. S. BUSINESS DOLLARS	SMALL BUSINESS ACTIONS	SMALL BUSINESS DOLLARS
ATR DLA	GA VA	Robins Richmond	Warner Robins Defense General Supply Center	7 31	1,498 2,220	7 27	1,498 1,838	1 11	184 841
<b>TOTAL</b>	<b>6130</b>	<b>Converters, Electrical, Nonrotating</b>		<b>723</b>	<b>202,913</b>	<b>657</b>	<b>193,344</b>	<b>198</b>	<b>24,604</b>

*Prepared by:*

Washington Headquarters Services  
Directorate for Information  
Operations and Reports

# Prime Contract Awards by FSC/SVC and Purchasing Office in Excess of \$100,000

Dollars In Thousands

FY 1992

## 6135 Batteries, Nonrechargeable

DEPT	STATE	CITY	PURCHASE OFFICE	TOTAL ALL AWARDS ACTIONS	DOLLARS	U.S. BUSINESS ACTIONS	DOLLARS	SMALL BUSINESS ACTIONS	DOLLARS
ARMY	AR	Fort Chaffee	Chief Purchasing & Contracting	1	133	0	0	0	0
ARMY	IL	Rock Island	HQ AMCCOM	5	2,422	5	2,422	1	447
ARMY	NJ	Fort Monmouth	USA Comm & Electronics Command	36	62,206	29	54,446	12	685-
NAVY	IN	Indianapolis	NAC (Production Support B/633)	1	119	1	119	0	0
NAVY	DC	Naval Audio Visual	Naval Facilities Engineering Com	1	100	1	100	0	0
NAVY	DC	Washington	Naval Sea Systems Command	1	1,135	1	1,135	1	1,135
NAVY	WA	Bremerton	Naval Supply Center Puget Sound	4	1,002	4	1,002	4	1,002
NAVY	CA	Concord	Naval Weapons Station	2	143	0	0	0	0
NAVY	IN	Crane	Naval Weapons Support Center	1	240	1	240	1	240
NAVY	PA	Mechanicsburg	Navy Ships Parts Control Center	9	2,386	9	2,386	6	2,268
NAVY	PA	Hanscom AFB	ESC/PKU Base Contracts	1	202	0	0	0	0
AIR FORCE	UT	Hill AFB	Ogden ALC/LMK	3	227	3	227	0	0
AIR FORCE	CA	McClellan AFB	Sacramento ALC/LIK	3	260	3	260	0	0
AIR FORCE	TX	Kelly AFB	San Antonio ALC/LDK	2	128	2	128	2	128
AIR FORCE	TX	Kelly AFB	San Antonio ALC/SWK	2	304-	2	304-	2	304-
AIR FORCE	GA	Robins AFB	Warner Robins ALC/LYK	2	107	2	107	2	107
DLA	PA	Philadelphia	Def Pers Spt Ctr (Subsistence)	13	838	13	838	0	0
DLA	VA	Richmond	Defense General Supply Center	17	1,262	15	1,144	13	1,076
TOTAL	6135 Batteries, Nonrechargeable			120	73,247	104	64,749	52	5,687

Prepared by:

Washington Headquarters Services  
Directorate for Information  
Operations and Reports

# Prime Contract Awards by FSC/SVC and Purchasing Office in Excess of \$100,000

Dollars In Thousands

FY 1992

## 6140 Batteries, Rechargeable

DEPT	STATE	CITY	PURCHASE OFFICE	TOTAL ALL AWARDS ACTIONS	TOTAL ALL AWARDS DOLLARS	U. S. BUSINESS ACTIONS	U. S. BUSINESS DOLLARS	SMALL BUSINESS ACTIONS	SMALL BUSINESS DOLLARS
ARMY	NJ	Fort Monmouth	USA Comm & Electronics Command	15	3,653	15	3,653	7	1,436
ARMY	AL	Redstone Arsenal	USA Missile Command	7	1,178	7	1,178	7	1,178
ARMY	MI	Warren	USA Tank-Automotive Command	10	23,315	10	23,315	1	44
ARMY	MO	St. Louis	USA Troop Support Cmd (TROSCOM)	1	258	1	258	0	0
NAVY	VA	Norfolk	Military Sealift Command	2	410	2	410	2	410
NAVY	PA	Philadelphia	Naval Aviation Support Office	2	1,720	2	1,720	1	1,311
NAVY	PA	Philadelphia	Naval Aviation Support Office	3	956	3	956	0	0
NAVY	DC	Washington	Naval Sea Systems Command	5	11,072	5	11,072	1	33
NAVY	CA	Mare Isl NAV SHIPYD	Naval Shipsyard	1	1,190	1	1,190	0	0
NAVY	PA	Mechanicsburg	Navy Ships Parts Control Center	9	1,556	9	1,556	1	52
AIR FORCE	UT	Hill AFB	Ogden ALC/LMK	2	1,555	2	1,555	0	0
AIR FORCE	CA	McClellan AFB	Sacramento ALC/LIK	10	2,188	10	2,188	1	235
AIR FORCE	GA	Robins AFB	Warner Robins ALC/LMK	4	1,675	4	1,675	1	33
DLA	VA	Richmond	Defense General Supply Center	66	10,034	51	8,949	23	4,527
<b>TOTAL</b>		<b>6140 Batteries, Rechargeable</b>		<b>147</b>	<b>59,218</b>	<b>127</b>	<b>57,884</b>	<b>47</b>	<b>8,329</b>

Prepared by:

Washington Headquarters Services  
Directorate for Information  
Operations and Reports



# Prime Contract Awards by FSC/SVC and Purchasing Office in Excess of \$100,000

Dollars In Thousands

FY 1982

## 6145 Wire and Cable, Electrical

DEPT	STATE	CITY	PURCHASE OFFICE	TOTAL ALL ACTIONS	AWARDS DOLLARS	U. S. BUSINESS ACTIONS	BUSINESS DOLLARS	SMALL BUSINESS ACTIONS	BUSINESS DOLLARS
ARMY	NY	New York	Regional Contrng Off Seckenheim	3	122	0	0	0	0
ARMY	NY	West Point	USA Military Academy	2	117	2	117	2	117
ARMY	MO	St Louis	USA Troop Support Cmd (TROSCOM)	1	255	1	255	1	255
ARMY	NM	White Sands	USA White Sands Missile Range	3	345	3	345	1	26
ARMY	GA	Atlanta	USPFO for Georgia	2	386	2	386	0	0
NAVY	IN	Indianapolis	NAC (Weapons Program Branch/613)	1	332	1	332	1	332
NAVY	PA	Philadelphia	Naval Aviation Support Office	3	118	3	118	0	0
NAVY	KY	Louisville	Naval Ordnance Station	2	246	0	0	0	0
NAVY	CA	San Diego	Naval Regional Contracting Ctr	3	141	3	141	0	0
NAVY	VA	Norfolk	Naval Shipyard	4	193	4	193	3	118
NAVY	HI	Pearl Harbor	Naval Supply Center	2	150	2	150	1	97
NAVY	VA	Norfolk	Naval Supply Center	5	725	2	725	1	193
NAVY	WA	Bremerton	Naval Supply Center	3	1,414	3	1,414	1	120
NAVY	RI	Naval USC	Naval Supply Center Puget Sound	2	181	2	181	1	88
NAVY	RI	Naval USC	Naval Undersea Warfare Center	1	131	1	131	1	131
NAVY	PA	Mechanicsburg	Naval Underwtr Sys Ctr (Code 911)	2	170	2	170	1	45
AIR FORCE	OK	Tinker AFB	Navy Ships Parts Control Center	3	119	2	174	2	74
AIR FORCE	UT	Hill AFB	Ogden ALC/PKO	1	191	1	191	1	191
AIR FORCE	NM	Kirtland AFB	PL/PKO Operational Contracting	1	143	1	143	1	143
AIR FORCE	CA	McClellan AFB	Sacramento ALC/PKO	3	441	3	441	3	441
DLA	PA	Philadelphia	Defense Industrial Supply Center	160	12,054	160	12,054	75	5,343
ODA	NM	Kirtland AFB	Def Nuclear Agency Field Command	8	1,117	8	1,117	7	5,985
TOTAL			6145 Wire and Cable, Electrical	247	20,389	237	19,828	123	9,284

Prepared by:

Washington Headquarters Services  
Directorate for Information  
Operations and Reports

# Prime Contract Awards by FSC/SVC and Purchasing Office in Excess of \$100,000

Dollars In Thousands

FY 1992

6150 Misc Electric Power & Distribution Eq

DEPT	STATE	CITY	PURCHASE OFFICE	TOTAL ALL AWARDS ACTIONS	DOLLARS	U. S. BUSINESS ACTIONS	DOLLARS	SMALL BUSINESS ACTIONS	DOLLARS
ARMY	TX	Fort Bliss	Cdr USA Air Defense Artillery	3	120	3	120	2	74
ARMY	NJ	Fort Dix	Commander USA Training Center	2	262	2	262	2	262
ARMY	MD	Fort Ritchie	HQ 7th Signal Cnd & Ft Ritchie	1	139	1	139	1	139
ARMY	IL	Rock Island	HQ AMCCOM	24	2,765	11	2,761	7	1,010
ARMY	MO	St. Louis	USA Aviation Systems Command	5	2,376	4	2,376	2	39
ARMY	CA	Sacramento	USA Engineer Dist Sacramento	4	444	1	444	4	2,376
ARMY	NE	Omaha	USA Engineer District Omaha	1	1,441	1	639	1	444
ARMY	AL	Redstone Arsenal	USA Missile Command	21	3,064	8	1,735	5	370
ARMY	MI	Warren	USA Tank-Automotive Command	21	112	5	1,735	5	1,735
ARMY	MO	St. Louis	USA Troop Support Cnd (TROSCOM)	2	1,732	0	1,732	0	0
NAVY	NJ	Lakehurst	Naval Air Engineering Center	2	4,589	2	4,425	2	1,732
NAVY	PA	Philadelphia	Naval Aviation Supporting Office	39	3,393	37	3,393	10	1,685
NAVY	DC	National Visitor Cen	Naval Sea Systems Command	4	3,171	4	3,171	0	0
NAVY	DC	Washington	Naval Sea Systems Command	1	112	1	112	1	3,171
NAVY	HI	Pearl Harbor NC	Naval Supply Center	1	220	1	220	1	112
NAVY	SC	Charleston	Naval Supply Center	2	103	2	103	2	220
NAVY	VA	Norfolk	Naval Supply Center	2	317	2	317	1	48
NAVY	MD	White Oak	Naval Surface Weapons Center	2	326	2	257	2	317
NAVY	VA	Portsmouth	Navy Electronics Systems Eng Ctr	2	2,574	1	2,332	0	0
NAVY	PA	Mechanicsburg	Navy Ships Parts Control Center	38	684	32	684	14	1,335
AIR FORCE	UT	Hill AFB	Ogden ALC/LAK	18	272	18	272	8	238
AIR FORCE	UT	Hill AFB	Ogden ALC/LMK	2	131	2	131	1	0
AIR FORCE	OK	Tinker AFB	Oklahoma City ALC/LID	5	422	5	422	0	121
AIR FORCE	OK	Tinker AFB	Oklahoma City ALC/LPO	2	593	2	593	0	0
AIR FORCE	TX	Kelly AFB	San Antonio ALC/LAK	5	3,474	5	3,474	2	104
AIR FORCE	TX	Kelly AFB	San Antonio ALC/LDK	2	422	2	422	0	0
AIR FORCE	TX	Kelly AFB	San Antonio ALC/LPK	5	593	5	593	5	104
AIR FORCE	TX	Kelly AFB	San Antonio ALC/PPK	6	450	6	450	1	73
AIR FORCE	TX	Kelly AFB	San Antonio ALC/PPK	6	108	1	108	1	108
AIR FORCE	GA	Robins AFB	Warner Robins ALC/LBK	1	1,233	1	1,233	0	0
AIR FORCE	GA	Robins AFB	Warner Robins ALC/LFK	11	563	11	563	0	0
AIR FORCE	GA	Robins AFB	Warner Robins ALC/LKK	9	196	4	196	1	70
AIR FORCE	GA	Robins AFB	Warner Robins ALC/LMK	4	4,146	4	4,146	0	0
AIR FORCE	GA	Robins AFB	Warner Robins ALC/LVK	2	227	1	227	1	31
AIR FORCE	GA	Robins AFB	Warner Robins ALC/LYK	5	1,842	5	1,842	0	0
AIR FORCE	GA	Robins AFB	Warner Robins ALC/PPK	8	4,843	8	4,843	0	0
DLA	VA	Richmond	Defense General Supply Center	56	2,011	20	1,725	15	1,418
OCE	MA	Waltham	USA Engineer Dist New England	1	2,979	1	2,979	0	0
OCE	OR	Portland	USA Engineer District Portland	6	2,011	1	2,011	0	0
ODA	DC	Washington	Def Information Systems Agency	4	970	4	970	4	970
TOTAL			6150 Misc Electric Power & Distribution Eq	375	52,788	256	36,369	111	18,622

Prepared by:

Washington Headquarters Services  
Directorate for Information  
Operations and Reports

ST 28

# Prime Contract Awards by FSC/SVC and Purchasing Office in Excess of \$100,000

Dollars In Thousands  
FY 1992

## 6160 Miscellaneous Battery Retaining Fixtures & Liners

DEPT	STATE	CITY	PURCHASE OFFICE	TOTAL ALL AWARDS ACTIONS	DOLLARS	U. S. BUSINESS ACTIONS	DOLLARS	SMALL BUSINESS ACTIONS	DOLLARS
NAVY	DC	Naval Station	Naval Regional Contracting Ctr	2	733	1	52	1	52
TOTAL	6160	Miscellaneous Battery Retaining Fixtures & Liners		5	846	3	138	2	101

Prepared by:

Washington Headquarters Services  
Directorate for Information  
Operations and Reports

420

# Prime Contract Awards by FSC/SVC and Purchasing Office in Excess of \$100,000

Dollars In Thousands

FY 1992

## 6210 Indoor &amp; Outdoor Electric Lighting Fixtures

DEPT	STATE	CITY	PURCHASE OFFICE	TOTAL ALL AWARDS ACTIONS	TOTAL ALL AWARDS DOLLARS	U.S. BUSINESS ACTIONS	U.S. BUSINESS DOLLARS	SMALL BUSINESS ACTIONS	SMALL BUSINESS DOLLARS
ARMY	AR	Pine Bluff	Pine Bluff Arsenal	2	233	2	233	2	233
ARMY	NY	New York	Regional Contrng Off Hanau	3	214	0	0	0	0
ARMY	MD	St. Louis	USA Aviation Systems Command	2	120	2	120	0	0
ARMY	NY	New York	USAREUR Contracting Center	2	241	0	0	0	0
NAVY	PA	Warminster	Naval Air Development Center	1	123	1	123	1	123
NAVY	NJ	Lakehurst	Naval Air Engineering Center	10	1,628	6	1,217	6	1,217
NAVY	PA	Philadelphia	Naval Aviation Support Office	3	135	3	135	3	135
NAVY	DC	Naval Station	Naval Regional Contracting Ctr	1	190	1	190	1	190
AIR FORCE	UT	Hill AFB	Ogden ALC/LAK	6	243	6	243	2	86
AIR FORCE	TX	Kelly AFB	San Antonio ALC/LDK	2	121	2	121	1	42
DLA	VA	Richmond	Defense General Supply Center	39	2,970	38	2,887	27	2,055
<b>TOTAL</b>			<b>6210 Indoor &amp; Outdoor Electric Lighting Fixtures</b>	<b>85</b>	<b>6,899</b>	<b>69</b>	<b>5,705</b>	<b>50</b>	<b>4,441</b>

Prepared by:

Washington Headquarters Services  
Directorate for Information  
Operations and Reports

# Prime Contract Awards by FSC/SVC and Purchasing Office in Excess of \$100,000

Dollars In Thousands

FY 1992

## 6220 Electric Vehicular Lights and Fixtures

DEPT	STATE	CITY	PURCHASE OFFICE	TOTAL ALL AWARDS ACTIONS	TOTAL ALL AWARDS DOLLARS	U.S. BUSINESS ACTIONS	U.S. BUSINESS DOLLARS	SMALL BUSINESS ACTIONS	SMALL BUSINESS DOLLARS
ARMY	IL	Rock Island	HQ AMCCOM	2	1,247	2	1,247	2	1,247
ARMY	MO	St. Louis	USA Aviation Systems Command	7	1,792	7	1,792	1	34
ARMY	MI	Warren	USA Tank-Automotive Command	11	1,461	11	1,461	10	1,431
NAVY	PA	Philadelphia	Naval Aviation Support Office	25	2,523	25	2,523	7	588
AIR FORCE	UT	Hill AFB	Ogden ALC/LAK	19	2,093	18	2,048	8	550
AIR FORCE	TX	Kelly AFB	San Antonio ALC/LDK	18	1,296	17	1,255	7	545
AIR FORCE	GA	Robins AFB	Warner Robins ALC/LFK	7	866	6	621	0	0
AIR FORCE	GA	Robins AFB	Warner Robins ALC/LJK	1	120	1	120	1	120
AIR FORCE	GA	Robins AFB	Warner Robins ALC/LUK	2	109	2	109	0	0
DLA	VA	Richmond	Defense General Supply Center	47	4,770	43	4,549	24	3,345
<b>TOTAL</b>			<b>6220 Electric Vehicular Lights and Fixtures</b>	<b>147</b>	<b>15,490</b>	<b>139</b>	<b>14,911</b>	<b>66</b>	<b>7,953</b>

Prepared by:

Washington Headquarters Services  
Directorate for Information  
Operations and Reports

# Prime Contract Awards by FSC/SVC and Purchasing Office in Excess of \$100,000

Dollars In Thousands

FY 1992

## 6230 Electric Portable & Hand Lighting Equip

DEPT	STATE	CITY	PURCHASE OFFICE	TOTAL ALL AWARDS ACTIONS	TOTAL ALL AWARDS DOLLARS	U. S. BUSINESS ACTIONS	U. S. BUSINESS DOLLARS	SMALL BUSINESS ACTIONS	SMALL BUSINESS DOLLARS
ARMY	TX	Fort Hood	Directorate of Contracting	2	115	0	0	0	0
ARMY	MI	Warren	USA Tank-Automotive Command	1	138	1	138	1	138
NAVY	CA	Mare ISL	NAV SHIPYD Naval Shipsyard	3	354	3	354	3	354
NAVY	PA	Mechanicsburg	Navy Ships Parts Control Center	2	302	2	302	2	302
AIR FORCE	NY	New York	435 TAW/LGC Rhein/Main AB	3	154	0	0	0	0
AIR FORCE	TX	Kelly AFB	San Antonio ALC/LDK	4	1,660	3	1,261	3	1,261
AIR FORCE	GA	Robins AFB	Warner Robins ALC/LUK	3	1,021	3	1,021	0	0
DLA	VA	Richmond	Defense General Supply Center	31	4,214	26	3,699	21	3,346
<b>TOTAL</b>			<b>6230 Electric Portable &amp; Hand Lighting Equip</b>	<b>56</b>	<b>4,947</b>	<b>42</b>	<b>4,416</b>	<b>33</b>	<b>3,001</b>

Prepared by:

Washington Headquarters Services  
Directorate for Information  
Operations and Reports

# Prime Contract Awards by FSC/SVC and Purchasing Office in Excess of \$100,000

Dollars In Thousands

FY 1992

6240 Electric Lamps		PURCHASE OFFICE		TOTAL ALL AWARDS	U. S. BUSINESS	SMALL BUSINESS
DEPT	STATE CITY			ACTIONS DOLLARS	ACTIONS DOLLARS	ACTIONS DOLLARS
ARMY	NY New York	Regional Contrng Off Hanau		3 133	0 0	0 0
ARMY	AL Redstone Arsenal	USA Missile Command		3 475	3 475	2 319
NAVY	PA Philadelphia	Naval Aviation Support Office		2 168	2 168	1 139
NAVY	PA Philadelphia NAVSA	Naval Aviation Support Office		2 908	2 908	0 0
AIR FORCE	UT Hill AFB	Ogden ALC/PKO		1 105	1 105	1 105
AIR FORCE	CA McClellan AFB	Sacramento ALC/LAK		4 110	4 110	4 110
DLA	VA Richmond	Defense General Supply Center		48 2,283	39 1,892	14 396
TOTAL 6240 Electric Lamps				75 4,456	58 3,757	27 1,164

Prepared by:

Washington Headquarters Services  
Directorate for Information  
Operations and Reports

# Prime Contract Awards by FSC/SVC and Purchasing Office in Excess of \$100,000

Dollars In Thousands

FY 1992

## 6250 Ballasts, Lampholders and Starters

DEPT	STATE	CITY	PURCHASE OFFICE	TOTAL ALL AWARDS ACTIONS	DOLLARS	U.S. BUSINESS ACTIONS	DOLLARS	SMALL BUSINESS ACTIONS	DOLLARS
DLA	VA	Richmond	Defense General Supply Center	6	318	6	318	6	318
<b>TOTAL</b>			<b>6250 Ballasts, Lampholders and Starters</b>	<b>9</b>	<b>485</b>	<b>9</b>	<b>485</b>	<b>9</b>	<b>485</b>

Prepared by:

Washington Headquarters Services  
Directorate for Information  
Operations and Reports



# Prime Contract Awards by FSC/SVC and Purchasing Office in Excess of \$100,000

Dollars In Thousands

FY 1992

6260 Nonelectrical Lighting Fixtures			TOTAL ALL AWARDS	U. S. BUSINESS	SMALL BUSINESS
DEPT	STATE CITY	PURCHASE OFFICE	ACTIONS DOLLARS	ACTIONS DOLLARS	ACTIONS DOLLARS
DLA	VA Richmond	Defense General Supply Center	59 6,128	59 6,128	38 4,536
<b>TOTAL</b>	<b>6260 Nonelectrical Lighting Fixtures</b>		<b>60 6,161</b>	<b>60 6,161</b>	<b>39 4,569</b>

Prepared by:

Washington Headquarters Services  
Directorate for Information  
Operations and Reports

# Prime Contract Awards by FSC/SVC and Purchasing Office in Excess of \$100,000

Dollars In Thousands

FY 1992

## 6310 Traffic and Transit Signal Systems

DEPT	STATE	CITY	PURCHASE OFFICE	TOTAL ALL AWARDS ACTIONS	DOLLARS	U. S. BUSINESS ACTIONS	DOLLARS	SMALL BUSINESS ACTIONS	DOLLARS
NAVY	CA	China Lake NMC	Naval Weapons Center	1	327	1	327	1	327
<b>TOTAL</b>		<b>6310 Traffic and Transit Signal Systems</b>		<b>1</b>	<b>327</b>	<b>1</b>	<b>327</b>	<b>1</b>	<b>327</b>

Prepared by:

Washington Headquarters Services  
Directorate for Information  
Operations and Reports

# Prime Contract Awards by FSC/SVC and Purchasing Office in Excess of \$100,000

Dollars In Thousands

FY 1992

## 6320 Shipboard Alarm and Signal Systems

DEPT	STATE	CITY	PURCHASE OFFICE	TOTAL ALL AWARDS ACTIONS	TOTAL ALL AWARDS DOLLARS	U.S. BUSINESS ACTIONS	U.S. BUSINESS DOLLARS	SMALL BUSINESS ACTIONS	SMALL BUSINESS DOLLARS
NAVY	CA	Long Beach	Naval Regional Contracting Ctr	1	200	1	200	1	200
NAVY	DC	Washington	Naval Regional Contracting Ctr	1	165	1	165	0	0
NAVY	WA	Bremerton	Naval Supply Center Puget Sound	1	167	1	167	1	167
NAVY	PA	Mechanicsburg	Navy Ships Parts Control Center	13	938	13	938	5	322
AIR FORCE	OK	Tinker AFB	Oklahoma City ALC/LID	2	208	1	180	0	0
DLA	VA	Richmond	Defense General Supply Center	10	551	9	518	7	419
TOTAL			6320 Shipboard Alarm and Signal Systems	31	2,422	27	2,205	14	1,108

Prepared by:

Washington Headquarters Services  
Directorate for Information  
Operations and Reports

ST 28

# Prime Contract Awards by FSC/SVC and Purchasing Office in Excess of \$100,000

Dollars In Thousands

FY 1992

6330 Railroad Signal and Warning Devices

DEPT	STATE	CITY	PURCHASE OFFICE	TOTAL ALL AWARDS ACTIONS	U.S. BUSINESS ACTIONS	U.S. BUSINESS DOLLARS	SMALL BUSINESS ACTIONS	SMALL BUSINESS DOLLARS
TOTAL	6330	Railroad	Signal and Warning Devices	1	1	80	1	80

Prepared by:

Washington Headquarters Services  
Directorate for Information  
Operations and Reports

429

# Prime Contract Awards by FSC/SVC and Purchasing Office in Excess of \$100,000

Dollars In Thousands

FY 1992

## 6340 Aircraft Alarm and Signal Systems

DEPT	STATE	CITY	PURCHASE OFFICE	TOTAL ALL AWARDS ACTIONS	TOTAL ALL AWARDS DOLLARS	U. S. BUSINESS ACTIONS	U. S. BUSINESS DOLLARS	SMALL BUSINESS ACTIONS	SMALL BUSINESS DOLLARS
NAVY	PA	Philadelphia	Naval Aviation Support Office	7	775	7	775	0	0
NAVY	PA	Philadelphia	Naval Aviation Support Office	3	391	3	391	0	0
AIR FORCE	UT	Hill AFB	Ogden ALC/LAK	2	524	1	496	0	0
AIR FORCE	TX	Kelly AFB	San Antonio ALC/LDK	15	556	15	556	0	0
AIR FORCE	TX	Kelly AFB	San Antonio ALC/PK	3	1,945	3	1,945	0	0
AIR FORCE	GA	Robins AFB	Warner Robins ALC/LBK	2	1,257	2	1,257	2	1,257
DLA	VA	Richmond	Defense General Supply Center	10	1,484	9	1,537	5	274
TOTAL 6340 Aircraft Alarm and Signal Systems				49	6,284	46	6,262	9	1,633

Prepared by:

Washington Headquarters Services  
Directorate for Information  
Operations and Reports

# Prime Contract Awards by FSC/SVC and Purchasing Office in Excess of \$100,000

Dollars In Thousands

FY 1992

## 6350 Misc Alarm, Signal and Security Systems

DEPT	STATE	CITY	PURCHASE OFFICE	TOTAL ALL AWARDS ACTIONS	DOLLARS	U. S. BUSINESS ACTIONS	DOLLARS	SMALL BUSINESS ACTIONS	DOLLARS
ARMY	OK	Fort Sill	Commander USA Field Artillery	1	126	1	126	1	126
ARMY	AZ	Fort Huachuca	Commander USA Info Systems Cmd	2	301	2	301	0	0
ARMY	GA	Fort McPherson	Directorate of Contracting	1	101	0	0	0	0
ARMY	NC	Fort Bragg	Directorate of Contracting	3	168	1	76	0	0
ARMY	OK	McAlester	McAlester Army Ammunition Plant	3	113	1	45	1	45
ARMY	AR	Pine Bluff	Pine Bluff Arsenal	2	244	0	0	0	0
ARMY	NY	New York	Regional Contrng Off Seckenheim	3	132	0	0	0	0
ARMY	MD	Aberdeen PROV GRND	USA Aberdeen Proving Ground	2	149	1	77	0	0
ARMY	NJ	Fort Monmouth	USA Comm & Electronics Command	1	117	1	117	0	0
ARMY	FL	Miami	USA South USA Garrison - Panama	1	10,453	1	10,453	0	0
ARMY	MD	St. Louis	USA Troop Support Cmd (TROSCOM)	8	4,230	8	4,230	2	353
NAVY	VA	Quantico MCD&EC	Marine Corps Systems Command	3	2,670	2	2,634	0	0
NAVY	PA	Philadelphia	NRCC Phila (Lg Purch)	2	137	1	93	1	93
NAVY	PA	Philadelphia	Naval Aviation Support Office	4	265	4	265	4	265
NAVY	SC	Charleston NWS	Naval Electronic Systems Enginee	1	120	1	120	0	0
NAVY	SC	Charleston	Naval Supply Center	16	2,402-	12	2,586-	0	0
NAVY	WA	Bremerton	Naval Supply Center Puget Sound	3	199	3	199	1	77
NAVY	VA	Dahlgren	Naval Surface Weapons Center	3	234	2	199	0	0
NAVY	CA	China Lake NWC	Naval Weapons Center	2	157	0	0	0	0
NAVY	PA	Mechanicsburg	Navy Ships Parts Control Center	7	621	5	437	4	391
NAVY	DC	Washington	Strategic Systems Project Office	1	183	1	183	1	183
AIR FORCE	TX	Goodfellow AFB	392 COMS/CC	2	217	0	0	0	0
AIR FORCE	MA	Hanscom AFB	ESC/PKU Base Contracts	4	1,896	3	1,837	3	1,837
DLA	VA	Richmond	Defense General Supply Center	29	2,403	23	1,867	17	1,463
OCE	MI	Detroit	USA Engineer District Detroit	1	136	1	136	1	136
ODA	VA	Arlington	DARPA Contract Management Office	2	1,140	2	1,140	2	1,140
ODA	DC	Washington	Defense Supply Svc - Washington	3	863	3	863	0	0
TOTAL	6350	Misc Alarm, Signal and Security Systems		156	27,102	103	23,988	55	6,940

Prepared by:

Washington Headquarters Services  
Directorate for Information  
Operations and Reports

# Prime Contract Awards by FSC/SVC and Purchasing Office in Excess of \$100,000

Dollars In Thousands

FY 1992

6505 Drugs & Biologicals

DEPT	STATE	CITY	PURCHASE OFFICE	TOTAL ALL AWARDS ACTIONS	DOLLARS	U. S. BUSINESS ACTIONS	DOLLARS	SMALL BUSINESS ACTIONS	DOLLARS
ARMY	TX	Fort Sam Houston	Brooke Army Medical Center	12	628	2	84	0	0
ARMY	KS	Fort Leavenworth	Commander USA Combined Arms Ctr	3	105	1	27	0	0
ARMY	MO	Fort Leonard Wood	Commander USA Engineer Center	10	445	6	297	0	0
ARMY	OK	Fort Sill	Commander USA Field Artillery	2	127	0	0	0	0
ARMY	SC	Fort Jackson	Commander USA Training Center	2	498	2	498	0	0
ARMY	NC	Fort Bragg	Directorate of Contracting	11	1,061	3	254	0	0
ARMY	TX	Fort Hood	Directorate of Contracting	3	272	3	168	0	0
ARMY	CO	Aurora	Fitzsimons Army Medical Center	6	230	0	0	0	0
ARMY	NY	New York	Regional Contrng Off Seckenheim	3	296	0	0	0	0
ARMY	HI	Tripler Army MED CTR	Tripler Army Medical Center	9	806	6	1,096	0	0
ARMY	MD	Fort Detrick	USA Medical Research	8	539	0	0	0	1,280
ARMY	NY	New York	USAREUR Contracting Center	4	1,864	14	1,367	0	0
ARMY	DC	Washington	Walter Reed Army Medical Center	27	1,196	5	168	0	0
ARMY	TX	El Paso	William Beaumont Army Med Center	5	224	1	30	0	0
NAVY	CA	Oakland	Naval Hospital	6	1,108	1	0	0	0
NAVY	CA	San Diego	Naval Hospital	17	302	0	0	0	0
NAVY	FL	Orlando	Naval Hospital	8	161	0	0	0	0
NAVY	FL	Pensacola	Naval Hospital	5	103	0	0	0	0
NAVY	VA	Norfolk	Naval Hospital	8	422	3	139	0	0
NAVY	VA	Norfolk	Naval Hospital	2	141	0	0	0	0
NAVY	WA	Bremerton	Naval Hospital	7	327	5	360	1	27
NAVY	CA	San Diego	Naval Regional Contracting Ctr	3	139	3	141	2	130
NAVY	CA	Oakland	Naval Supply Center	7	422	5	327	1	141
NAVY	CA	Oakland	Naval Supply Center	1	120	4	120	0	0
NAVY	VA	Norfolk	Naval Training Center	4	2,789	2	113	0	0
NAVY	IL	Great Lakes	1 TFW/LGC	2	177	0	0	0	0
AIR FORCE	FL	MacDill AFB	39 TACG/LGC	2	310	4	30	0	0
AIR FORCE	NY	New York	393 COMS/CC	8	125	0	0	0	0
AIR FORCE	MS	Keesler AFB	394 COMS/CC	10	4,002	1	30	0	0
AIR FORCE	TX	Lackland AFB	836 AD/LGC	3	215,968	69	207,870	20	830
AIR FORCE	AZ	Davis-Monthan AFB	Defense Pers Spt Ctr (Subsistence)	69	233,622	1,051	215,383	95	11,016
DLA	PA	Philadelphia	Defense Pers Spt Ctr (Medical)	1,119	215,968	1,193	215,383	124	10,925
TOTAL	6505 Drugs & Biologicals			1,407	233,622	1,193	215,383	124	10,925

Prepared by:

Washington Headquarters Services  
Directorate for Information  
Operations and Reports

**Prime Contract Awards by FSC/SVC and  
Purchasing Office in Excess of \$100,000**

Dollars In Thousands  
FY 1992

6508 Medicated Cosmetics and Toiletries

DEPT	STATE	CITY	PURCHASE OFFICE	TOTAL ALL AWARDS ACTIONS	U.S. BUSINESS ACTIONS	U.S. BUSINESS DOLLARS	SMALL BUSINESS ACTIONS	SMALL BUSINESS DOLLARS
TOTAL	6508	Medicated Cosmetics and Toiletries		2	1	31	0	0

Prepared by:  
Washington Headquarters Services  
Directorate for Information  
Operations and Reports



# Prime Contract Awards by FSC/SVC and Purchasing Office in Excess of \$100,000

Dollars In Thousands

FY 1992

## 6510 Surgical Dressing Materials

DEPT	STATE	CITY	PURCHASE OFFICE	TOTAL ALL ACTIONS	AWARDS DOLLARS	U. S. BUSINESS ACTIONS	BUSINESS DOLLARS	SMALL BUSINESS ACTIONS	BUSINESS DOLLARS
ARMY	TX	Fort Sam Houston	Brooke Army Medical Center	1	101	1	101	1	101
NAVY	CA	San Diego	Naval Regional Contracting Ctr	1	206	1	206	1	206
NAVY	VA	Norfolk	Naval Supply Center	3	145	3	145	2	119
NAVY	IL	Great Lakes	Naval Training Center	2	104	2	104	0	0
DLA	PA	Philadelphia	Def Pers Spt Ctr (Subsistence)	16	711	16	711	0	0
DLA	PA	Philadelphia	Defense Pers Spt Ctr (Medical)	43	9,537	38	5,659	11	569
<b>TOTAL</b>		<b>6510 Surgical Dressing Materials</b>		<b>72</b>	<b>11,123</b>	<b>62</b>	<b>6,966</b>	<b>15</b>	<b>894</b>

Prepared by:

Washington Headquarters Services  
Directorate for Information  
Operations and Reports

# Prime Contract Awards by FSC/SVC and Purchasing Office in Excess of \$100,000

Dollars In Thousands

FY 1992

6515 Medical & Surgical Instruments, Equip & Supplies

DEPT	STATE	CITY	PURCHASE OFFICE	TOTAL ALL AWARDS ACTIONS DOLLARS	U. S. BUSINESS ACTIONS DOLLARS	SMALL BUSINESS ACTIONS DOLLARS
ARMY	TX	Fort Sam Houston	Brooke Army Medical Center	32 2,006	7 469	6 387
ARMY	KY	Fort Knox	Commander USA Armor Center	5 1,175	1 31	1 31
ARMY	AL	Fort Rucker	Commander USA Aviation Center	5 209	1 49	1 49
ARMY	GA	Fort Benning	Commander USA Infantry Center	3 131	0 0	0 0
ARMY	GA	Fort Gordon	Commander USA Signal Center	9 263	7 201	0 0
ARMY	NJ	Fort Dix	Commander USA Training Center	4 233	1 48	0 0
ARMY	VA	Fort Eustis	Commander USA Transportation	4 213	1 26	1 26
ARMY	CA	Barstow	Directorate of Contracting	3 104	0 0	0 0
ARMY	CO	Fort Carson	Directorate of Contracting	3 130	1 30	1 30
ARMY	KY	Fort Campbell	Directorate of Contracting	4 188	2 100	1 34
ARMY	NC	Fort Bragg	Directorate of Contracting	14 794	3 356	2 323
ARMY	TX	Fort Hood	Directorate of Contracting	9 428	3 141	2 52
ARMY	CO	Aurora	Fitzsimons Army Medical Center	31 1,428	20 919	12 172
ARMY	WA	Tacoma	Madigan Army Medical Center	22 1,024	4 174	0 0
ARMY	NY	New York	Regional Contrng Off Fuert	2 939	0 205	2 66
ARMY	HI	Tripler Army MED CTR	Tripler Army Medical Center	17 365	0 0	0 0
ARMY	AL	Huntsville	USA Engineer Division Huntsville	7 228	1 58	0 0
ARMY	TX	Fort Sam Houston	USA Health Services Command	4 384	3 364	3 364
ARMY	MD	Fort Detrick	USA Medical Research	3 715	0 0	0 0
ARMY	NY	New York	USA Program Manager-SANG	1 2,574	0 0	0 0
ARMY	NY	New York	USAREUR Contracting Center	10 3,113	0 1,853	0 299
ARMY	DC	Washington	Walter Reed Army Medical Center	27 1,918	12 602	3 299
ARMY	TX	El Paso	William Beaumont Army Med Center	33 1,118	12 0	8 602
NAVY	CA	Almaden	Fleet Hospital Support Office	2 255	0 55	0 26
NAVY	DC	Washington	Marine Corps	7 223	2 0	1 26
NAVY	CA	Camp Pendleton	Naval Hospital	2 580	0 0	0 0
NAVY	CA	Oakland	Naval Hospital	13 1,160	0 0	0 0
NAVY	CA	San Diego	Naval Hospital	24 1,177	0 0	0 0
NAVY	FL	Jacksonville	Naval Hospital	3 216	0 0	0 0
NAVY	NC	Camp Lejeune	Naval Hospital	4 105	0 0	0 0
NAVY	SC	Charleston	Naval Hospital	3 411	0 0	0 0
NAVY	VA	Norfolk	Naval Hospital	9 383	0 0	0 0
NAVY	VA	Bremerton	Naval Hospital	6 1,735	0 582	0 41
NAVY	MD	Fort Detrick	Naval Medical Logistics Command	22 1,234	3 1,234	1 359
NAVY	CA	San Diego	Naval Regional Contracting Ctr	18 485	5 355	6 67
NAVY	DC	Washington	Naval Regional Contracting Ctr	5 561	7 561	2 171
NAVY	CA	Oakland	Naval Supply Center	8 207	9 207	3 171
NAVY	VA	Norfolk	Naval Supply Center	9 230	4 230	3 171
AIR FORCE	FL	MacDill AFB	1 TFW/LGC	4 230	1 230	1 53
AIR FORCE	HI	Hickam AFB	15 CONS/LGC	3 230	2 230	1 0

Prepared by:

Washington Headquarters Services  
Directorate for Information  
Operations and Reports

# Prime Contract Awards by FSC/SVC and Purchasing Office in Excess of \$100,000

Dollars In Thousands

FY 1992

6515 Medical & Surgical Instruments, Equip & Supplies

DEPT	STATE	CITY	PURCHASE OFFICE	TOTAL ALL AWARDS ACTIONS	DOLLARS	U. S. BUSINESS ACTIONS	DOLLARS	SMALL BUSINESS ACTIONS	DOLLARS
AIR FORCE	AK	Elmendorf AFB	3 CONS/LGC	3	162	0	0	0	0
AIR FORCE	CA	Mather AFB	323 LG/LGC	3	152	1	39	0	0
AIR FORCE	IL	Scott AFB	375 CONS/LGC	11	641	3	235	2	171
AIR FORCE	NY	Plattsburgh AFB	380 CONS/LGC	2	140	0	0	0	0
AIR FORCE	AL	Maxwell AFB	3800 LS/LGCW	3	133	0	0	0	0
AIR FORCE	MS	Keesler AFB	393 CONS/CC	5	346	1	37	1	37
AIR FORCE	TX	Lackland AFB	394 CONS/CC	36	2,723	10	875	7	583
AIR FORCE	TX	Sheppard AFB/Wichita	396 CONS/CC	5	2,212	1	54	0	0
AIR FORCE	CA	San Francisco	432 CONS/LGC	1	132	0	0	0	0
AIR FORCE	CA	Travis AFB	60 CONS/LGC	12	524	2	98	1	56
AIR FORCE	AZ	Luke AFB	832 AD/LGC	3	173	2	82	1	31
AIR FORCE	FL	Eglin AFB	AFDTC/PKO	5	251	0	0	0	0
AIR FORCE	MD	Andrews AFB	AFDW/1100 CNS/CN (WACC)(OPER)	8	580	3	258	1	54
AIR FORCE	CA	Edwards AFB	AFFTC/PKB	2	132	2	132	1	98
AIR FORCE	OH	Wright Patterson AFB	AFBASC/PKW	14	716	2	126	1	82
AIR FORCE	KS	McConnell AFB	BMW/LGC	2	148	0	0	0	0
AIR FORCE	LA	Barksdale AFB	BMW/LGC	7	355	0	0	0	0
AIR FORCE	ME	Loring AFB	BMW/LGC	1	118	0	0	0	0
AIR FORCE	WA	Fairchild AFB	BMW/LGC	3	142	1	38	1	38
AIR FORCE	NE	Offutt AFB	CINCSAC/LGC	2	168	2	168	1	124
AIR FORCE	NY	Griffiss AFB	CINCSAC/LGC	3	141	3	141	2	99
AIR FORCE	ND	Minot	CINCSAC/LGC	2	314	2	314	2	314
AIR FORCE	NY	New York	Det 4 7000 CONS/LGC	3	118	0	0	0	0
AIR FORCE	NY	New York	Det 2 7000 CONS/LGC	2	236	0	0	0	0
AIR FORCE	FL	Tyndall AFB	HQ USAF ADWC/LGC	3	138	0	0	0	0
AIR FORCE	TX	Brooks AFB	HSC/PKO	3	117	1	34	1	34
AIR FORCE	UT	Hill AFB	Ogden ALC/PKO	4	250	2	141	0	0
AIR FORCE	CO	Colorado Springs	USAF/LGC USAF Academy	10	534	5	311	4	277
DLA	PA	Philadelphia	Defense Pers Spt Ctr (Medical)	164	18,643	138	15,629	63	6,823
ODA	MD	Bethesda	Uniformed Svcs U of Health Scien	3	182	1	82	0	0
TOTAL		6515 Medical & Surgical Instruments, Equip & Supplies		780	57,193	332	28,913	143	12,309

Prepared by:

Washington Headquarters Services  
Directorate for Information  
Operations and Reports

# Prime Contract Awards by FSC/SVC and Purchasing Office in Excess of \$100,000

Dollars In Thousands

FY 1992

## 6520 Dental Instruments, Equip and Supplies

DEPT	STATE	CITY	PURCHASE OFFICE	TOTAL ALL AWARDS ACTIONS	TOTAL ALL AWARDS DOLLARS	U.S. BUSINESS ACTIONS	U.S. BUSINESS DOLLARS	SMALL BUSINESS ACTIONS	SMALL BUSINESS DOLLARS
ARMY	TX	Fort Sam Houston	Brooke Army Medical Center	2	153	0	0	0	0
ARMY	NC	Fort Bragg	Directorate of Contracting	3	132	0	0	0	0
ARMY	AL	Huntsville	USA Engineer Division Huntsville	5	342	0	0	0	0
ARMY	TX	Fort Sam Houston	USA Health Services Command	2	4,200	2	4,200	0	0
NAVY	DC	Washington	Marine Corps	2	189	0	0	0	0
NAVY	VA	Norfolk	Naval Supply Center	1	220	1	220	1	220
AIR FORCE	NM	Cannon AFB	27 TFW/LGC	3	210	0	0	0	0
AIR FORCE	AK	Elmendorf AFB	3 CONS/LGC	2	160	0	0	0	0
AIR FORCE	MD	Andrews AFB	AFDW/1100 CNS/CN (WACC)(OPER)	2	259	0	0	0	0
DLA	PA	Philadelphia	Defense Pers Spt Ctr (Medical)	67	4,197	60	3,742	9	423
<b>TOTAL</b>			<b>6520 Dental Instruments, Equip and Supplies</b>	<b>105</b>	<b>10,612</b>	<b>63</b>	<b>8,162</b>	<b>10</b>	<b>643</b>

Prepared by:

Washington Headquarters Services  
Directorate for Information  
Operations and Reports

# Prime Contract Awards by FSC/SVC and Purchasing Office in Excess of \$100,000

Dollars In Thousands

FY 1992

6525 X-ray Equip & Sup; Medical, Dental & Vet

DEPT	STATE	CITY	PURCHASE OFFICE	TOTAL ALL AWARDS ACTIONS	TOTAL ALL AWARDS DOLLARS	U. S. BUSINESS ACTIONS	U. S. BUSINESS DOLLARS	SMALL BUSINESS ACTIONS	SMALL BUSINESS DOLLARS
ARMY	SC	Fort Jackson	Commander USA Training Center	1	107	0	0	0	0
ARMY	CA	Fort Ord	Directorate of Contracting	3	145	2	117	0	0
ARMY	KY	Fort Campbell	Directorate of Contracting	3	128	1	47	1	47
ARMY	NJ	Piscatainny Arsenal	HQ AMCCOM	2	100	2	100	2	100
ARMY	WA	Tacoma	Madigan Army Medical Center	3	333	1	240	1	240
ARMY	HI	Tripler Army MED CTR	Tripler Army Medical Center	2	111	1	83	0	0
ARMY	DC	Washington	Walter Reed Army Medical Center	4	148	4	148	1	27
ARMY	TX	El Paso	William Beaumont Army Med Center	4	213	3	179	1	44
NAVY	CA	San Diego	Naval Hospital	3	319	0	0	0	0
AIR FORCE	CA	March AFB	22 CONS/LGC	1	248	0	0	0	0
AIR FORCE	CA	Travis AFB	60 CONS/LGC	2	181	2	181	2	181
AIR FORCE	CA	March AFB	AREFM/LGC	1	248	0	0	0	0
AIR FORCE	OH	Wright Patterson	AFBASC/PKW	3	167	1	86	0	0
AIR FORCE	CO	Colorado Springs	USAF/LGC USAF Academy	4	223	2	126	0	0
DLA	PA	Philadelphia	Defense Pers Spt Ctr (Medical)	224	41,047	223	40,938	28	7,657
TOTAL	6525	X-ray Equip & Sup; Medical, Dental & Vet		292	45,198	251	42,624	39	8,409

Prepared by:

Washington Headquarters Services  
Directorate for Information  
Operations and Reports

# Prime Contract Awards by FSC/SVC and Purchasing Office in Excess of \$100,000

Dollars In Thousands

FY 1992

6530 Hospital Furniture, Equip, Utensils & Sup

DEPT	STATE	CITY	PURCHASE OFFICE	TOTAL ALL ACTIONS	AWARDS DOLLARS	U.S. BUSINESS ACTIONS	U.S. BUSINESS DOLLARS	SMALL BUSINESS ACTIONS	SMALL BUSINESS DOLLARS
ARMY	TX	Fort Sam Houston	Brooke Army Medical Center	4	249	2	101	1	42
ARMY	AL	Fort McClellan	Cdr USA Chemical & Mil Police	2	107	1	25	0	0
ARMY	MD	Fort Leonard Wood	Commander USA Engineer Center	4	142	2	73	1	27
ARMY	GA	Fort Gordon	Commander USA Signal Center	12	717	7	321	0	0
ARMY	KY	Fort Campbell	Directorate of Contracting	4	184	0	0	0	0
ARMY	NC	Fort Bragg	Directorate of Contracting	9	455	1	60	1	60
ARMY	TX	Fort Hood	Directorate of Contracting	4	165	0	0	0	0
ARMY	CO	Aurora	Fitzsimons Army Medical Center	3	303	1	43	0	0
ARMY	AK	Fort Richardson	HQ 6th Infantry Div/USA Garrison	2	118	0	0	0	0
ARMY	WA	Tacoma	Madigan Army Medical Center	7	361	0	0	0	0
ARMY	HI	Tripler Army MED CTR	Tripler Army Medical Center	2	459	2	234	0	0
ARMY	NJ	Fort Monmouth	USA Comm & Electronics Command	9	133	0	0	0	0
ARMY	AL	Huntsville	USA Engineer Division Huntsville	2	35,008	29	31,770	1	128
ARMY	DC	Washington	Walter Reed Army Medical Center	18	1,288	3	390	2	184
ARMY	TX	El Paso	William Beaumont Army Med Center	9	471	1	84	0	0
NAVY	FL	Jacksonville	ANaval Hospital	9	536	0	0	0	0
NAVY	SC	Beaufort NH	Naval Hospital	1	100	0	0	0	0
NAVY	SC	Charleston NRMCM	Naval Hospital	2	143	0	0	0	0
NAVY	VA	Norfolk NAV SHIPYD	Naval Hospital	2	148	0	0	0	0
NAVY	VA	Bremerton NRMCM	Naval Hospital	3	165	0	0	0	0
NAVY	MD	Fort Detrick	Naval Medical Logistics Command	4	202	0	0	0	0
NAVY	CA	San Diego	Naval Regional Contracting Ctr	1	277	1	277	1	277
AIR FORCE	HI	Hickam AFB	15 CONS/LGC	5	349	1	69	0	0
AIR FORCE	CA	March AFB	22 CONS/LGC	3	157	2	65	1	30
AIR FORCE	ID	Mountain Home AFB	366 TFW/LGC	1	105	0	0	0	0
AIR FORCE	MS	Keesler AFB	393 COMS/CC	3	198	3	198	0	0
AIR FORCE	TX	Lackland AFB	394 COMS/CC	6	2,095	2	1,546	2	1,546
AIR FORCE	TX	Sheppard AFB/Wichita	396 CONS/CC	4	169	1	34	0	0
AIR FORCE	NC	Seymour Johnson AFB	4 TFW/LGC	1	105	0	0	0	0
AIR FORCE	DE	Dover Air Force Base	436 CONS/LGC	3	217	0	0	0	0
AIR FORCE	NV	Nellis AFB	57 FFW/LGC	2	221	0	0	0	0
AIR FORCE	TX	Reese AFB	64 CONS/CC	2	104	1	63	1	63
AIR FORCE	AZ	Davis-Monthan AFB	836 AD/LGC	3	203	0	0	0	0
AIR FORCE	MO	Whiteman AFB	CINCSAC/LGC	3	129	0	0	0	0
AIR FORCE	FL	Tyndall AFB	HQ USAF ADWC/LGC	1	130	0	0	0	0
AIR FORCE	OK	Tinker AFB	OKlahoma City ALC/PKO	2	281	0	158	0	0
AIR FORCE	CO	Colorado Springs	USAF/LGC USAF Academy	3	128	1	41	0	0
DLA	PA	Philadelphia	Defense Pers Spt Ctr (Medical)	3	11,332	1	10,424	2	4,008
				54	11,332	47	10,424	22	4,008
TOTAL			6530 Hospital Furniture, Equip, Utensils & Sup	322	59,790	120	46,432	40	6,636

Prepared by:

Washington Headquarters Services  
Directorate for Information  
Operations and Reports

ST 28

# Prime Contract Awards by FSC/SVC and Purchasing Office in Excess of \$100,000

Dollars In Thousands

FY 1992

## 6532 Hospital & Surgical Clothing

DEPT	STATE	CITY	PURCHASE OFFICE	TOTAL ALL AWARDS ACTIONS	DOLLARS	U. S. BUSINESS ACTIONS	DOLLARS	SMALL BUSINESS ACTIONS	DOLLARS
NAVY DLA	VA PA	Norfolk Philadelphia	NAV SHIPYD Defense Pers Spt Ctr (Medical)	2 14	128 1,379	2 6	128 746	2 6	128 746
TOTAL	6532 Hospital & Surgical Clothing			17	1,555	8	874	8	874

Prepared by:

Washington Headquarters Services  
Directorate for Information  
Operations and Reports

440

# Prime Contract Awards by FSC/SVC and Purchasing Office in Excess of \$100,000

Dollars In Thousands

FY 1992

## 6540 Ophthalmic Instruments, Equip &amp; Supplies

DEPT	STATE	CITY	PURCHASE OFFICE	TOTAL ALL AWARDS ACTIONS	TOTAL ALL AWARDS DOLLARS	U.S. BUSINESS ACTIONS	U.S. BUSINESS DOLLARS	SMALL BUSINESS ACTIONS	SMALL BUSINESS DOLLARS
ARMY	AL	Fort Rucker	Commander USA Aviation Center	2	233	1	152	1	152
ARMY	IL	Fort Sheridan	Directorate of Contracting	1	541	1	541	1	541
ARMY	TX	Fort Hood	Directorate of Contracting	1	1,756	0	0	0	0
NAVY	MD	Fort Detrick	Naval Medical Logistics Command	2	120	1	57	1	57
NAVY	CA	San Diego	Naval Regional Contracting Ctr	3	101	3	101	0	0
NAVY	VA	Norfolk	Naval Supply Center	4	301	4	301	0	0
NAVY	VA	Yorktown MMS	Naval Weapons Station	4	129	4	129	4	129
AIR FORCE	TX	Brooks AFB	HSC/PKO	2	131	2	131	0	0
DLA	PA	Philadelphia	Defense Pers Spt Ctr (Medical)	19	1,631	16	1,454	15	1,397
<b>TOTAL</b>			<b>6540 Ophthalmic Instruments, Equip &amp; Supplies</b>	<b>55</b>	<b>5,629</b>	<b>42</b>	<b>3,265</b>	<b>25</b>	<b>2,317</b>

Prepared by:

Washington Headquarters Services  
Directorate for Information  
Operations and Reports



ST 28

# Prime Contract Awards by FSC/SVC and Purchasing Office in Excess of \$100,000

Dollars In Thousands

FY 1992

## 6545 Medical Sets, Kits and Outfits

DEPT	STATE	CITY	PURCHASE OFFICE	TOTAL ALL AWARDS ACTIONS	DOLLARS	U. S. ACTIONS	BUSINESS DOLLARS	SMALL BUSINESS ACTIONS	BUSINESS DOLLARS
ARMY	CA	San Francisco	USA Korea Contracting Agency	3	166	1	74	0	0
ARMY	NY	New York	USAREUR Contracting Center	2	264	0	0	0	0
NAVY	DC	Washington	Naval Regional Contracting Ctr	1	355	0	0	0	0
DLA	PA	Philadelphia	Defense Pers Spt Ctr (Medical)	13	8,777	13	8,777	13	8,777
<b>TOTAL</b>		<b>6545 Medical Sets, Kits and Outfits</b>		<b>24</b>	<b>9,785</b>	<b>18</b>	<b>9,010</b>	<b>15</b>	<b>8,854</b>

Prepared by:

Washington Headquarters Services  
Directorate for Information  
Operations and Reports

# Prime Contract Awards by FSC/SVC and Purchasing Office in Excess of \$100,000

Dollars In Thousands

FY 1992

## 6550 In Vitro Diagnostic Substances, Reagents

DEPT	STATE	CITY	PURCHASE OFFICE	TOTAL ALL AWARDS ACTIONS	DOLLARS	U.S. BUSINESS ACTIONS	DOLLARS	SMALL BUSINESS ACTIONS	DOLLARS
ARMY	TX	Fort Sam Houston	Brooke Army Medical Center	12	733	5	257	1	44
ARMY	KY	Fort Knox	Commander USA Armor Center	5	371	5	371	0	0
ARMY	GA	Fort Gordon	Commander USA Signal Center	13	794	12	497	0	0
ARMY	CA	Fort Ord	Directorate of Contracting	3	190	3	190	0	0
ARMY	TX	Fort Hood	Directorate of Contracting	4	184	4	184	0	0
ARMY	CO	Aurora	Fitzsimons Army Medical Center	8	441	5	117	1	45
ARMY	HI	Tripler Army Medical Center	Tripler Army Medical Center	11	717	8	560	0	0
ARMY	MD	Aberdeen PROV GRND	USA Aberdeen Proving Ground	2	101	0	0	0	0
ARMY	MD	Fort Detrick	USA Medical Research	4	197	3	170	1	43
ARMY	DC	Washington	Walter Reed Army Medical Center	11	453	7	332	0	0
ARMY	TX	EI Paso	William Beaumont Army Med Center	7	266	6	176	2	57
ARMY	PA	Philadelphia	NRCC Phila (Lg Purch)	2	134	2	104	0	0
NAVY	CA	Oakland	Naval Hospital	3	104	3	104	3	104
NAVY	CA	San Diego NRMC	Naval Hospital	13	420	13	420	0	0
NAVY	CA	San Diego	Naval Hospital	2	227	0	0	0	0
NAVY	FL	Orlando Naval HOSP	Naval Hospital	2	176	0	0	0	0
NAVY	SC	Charleston NRMC	Naval Hospital	2	495	5	495	0	0
NAVY	VA	Norfolk NAV SHIPYD	Naval Hospital	5	126	0	0	0	0
NAVY	WA	Oak Harbor	Naval Hospital	4	314	0	0	0	0
NAVY	CA	San Diego	Naval Regional Contracting Ctr	2	280	2	314	0	0
NAVY	NY	New York	Naval Regional Contracting Ctr	3	345	0	0	0	0
NAVY	FL	Jacksonville	Naval Supply Center	4	190	4	345	0	0
NAVY	VA	Norfolk	Naval Supply Depot	1	113	1	113	0	0
NAVY	CA	San Francisco	Navy Supply Depot	1	113	1	113	1	113
NAVY	CA	San Francisco	3 CONS/LGC	1	113	0	0	0	0
AIR FORCE	AK	Elmendorf AFB	393 COMS/CC	1	113	0	0	0	0
AIR FORCE	MS	Keesler AFB	OL-A Det 2 7000 CONS/LGC	2	244	0	0	0	0
AIR FORCE	NY	New York	Defense Pers Spt Ctr (Medical)	2	244	0	0	0	0
DLA	PA	Philadelphia	Defense Pers Spt Ctr (Medical)	23	3,107	23	3,107	8	624
TOTAL	6550 In Vitro Diagnostic Substances, Reagents			181	11,989	120	8,393	32	1,508

Prepared by:

Washington Headquarters Services  
Directorate for Information  
Operations and Reports

# Prime Contract Awards by FSC/SVC and Purchasing Office in Excess of \$100,000

Dollars In Thousands  
FY 1992

6605 Navigational Instruments

DEPT	STATE	CITY	PURCHASE OFFICE	TOTAL ALL AWARDS ACTIONS	DOLLARS	U. S. BUSINESS ACTIONS	DOLLARS	SMALL BUSINESS ACTIONS	DOLLARS
ARMY	OK	Fort Sill	Commander USA Field Artillery	8	991	0	0	0	0
ARMY	GA	Fort Stewart	Directorate of Contracting	2	599	0	0	0	0
ARMY	MS	Vicksburg	USA Engineer Water-Ways Exp Sta	3	106	0	0	0	0
ARMY	AL	Redstone Arsenal	USA Missile Command	1	521	1	521	0	0
ARMY	MO	St. Louis	USA Troop Support Cmd (TROSCOM)	6	5,955	4	5,467	1	2,461
ARMY	MS	Jackson	USPFO for Mississippi	2	1,166	0	0	0	0
NAVY	NY	Great Neck	Defense Plant Representative Off	5	1,361	5	1,361	0	0
NAVY	IN	Indianapolis	NAC (Production Support B/633)	1	1,480	1	1,480	0	480
NAVY	PA	Warminster	Naval Air Development Center	3	511	0	0	0	0
NAVY	NJ	Lakehurst	Naval Air Engineering Center	3	1,570	1	31	0	31
NAVY	TX	Corpus Christi	Naval Air Station	1	151	0	0	0	0
NAVY	VA	Crystal City	Naval Air Systems Command	1	7,954	0	0	0	0
NAVY	PA	Philadelphia	Naval Aviation Support Office	3	55,350	54	6,843	0	31-
NAVY	PA	Philadelphia	Naval Aviation Support Office	5	55,569	5	51,812	1	44
NAVY	DC	National Visitor Cen	Naval Sea Systems Command	3	262	3	262	0	0
NAVY	DC	Washington	Naval Sea Systems Command	9	11,507	6	10,832	0	0
NAVY	VA	Norfolk	Naval Supply Center	4	638	4	10,832	0	188
NAVY	MD	White Oak	Naval Surface Weapons Center	1	138	1	138	0	0
NAVY	VA	Dahlgren	Naval Surface Weapons Center	2	357	1	295	1	295
NAVY	CA	China Lake NMC	Naval Weapons Center	2	340	2	340	1	286
NAVY	IN	Crane NAVWSC	Naval Weapons Support Center	1	353	1	353	0	0
NAVY	PA	Mechanicsburg	Navy Ships Parts Control Center	1	353	1	353	0	0
NAVY	NH	Portsmouth	Portsmouth Naval Shipyard	3	15,980	90	15,348	17	1,411
NAVY	DC	Washington	Strategic Systems Project Office	1	174	3	174	1	36
AIR FORCE	CA	Edwards AFB	AFETC/PKRB	1	128	0	0	0	0
AIR FORCE	OH	Wright Patterson	AFBASC/AEKX Life Support Equip SPD	1	24,309	0	5,218	0	0
AIR FORCE	UT	Hill AFB	Ogden ALC/LAK	11	1,927	8	58-	0	0
AIR FORCE	OK	Tinker AFB	Oklahoma City ALC/LID	9	43,818	1	18,300	0	0
AIR FORCE	OK	Tinker AFB	Oklahoma City ALC/PK	56	43,818	46	19,987	7	55-
AIR FORCE	CA	Los Angeles	SMC/PKG Dir Space Nav Sys Cont	4	10,373	4	10,373	0	0
AIR FORCE	CA	McClellan AFB	Sacramento ALC/LAK	2	3,151	2	3,191	0	0
AIR FORCE	TX	Kelly AFB	San Antonio ALC/PK	16	287-	15	287-	0	0
AIR FORCE	GA	Robins AFB	Warner Robins ALC/LBK	4	797	4	797	0	0
AIR FORCE	GA	Robins AFB	Warner Robins ALC/LBK	1	380	1	380	0	0
AIR FORCE	GA	Robins AFB	Warner Robins ALC/LBK	2	652	2	652	0	0
AIR FORCE	GA	Robins AFB	Warner Robins ALC/PK	1	187	1	187	0	187
DLA	VA	Richmond	Defense General Supply Center	1	442	1	442	1	442
OCE	MO	St. Louis	USA Engineer District St Louis	1	442	1	442	1	442
TOTAL	6605 Navigational Instruments			351	193,620	277	136,966	38	5,865

Prepared by:

Washington Headquarters Services  
Directorate for Information  
Operations and Reports

# Prime Contract Awards by FSC/SVC and Purchasing Office in Excess of \$100,000

Dollars In Thousands

FY 1992

6S10 Flight Instruments		PURCHASE OFFICE		TOTAL ALL AWARDS	U. S. BUSINESS	SMALL BUSINESS	
DEPT	STATE CITY			ACTIONS DOLLARS	ACTIONS DOLLARS	ACTIONS DOLLARS	
ARMY	MO St. Louis		USA Aviation Systems Command	7	627	4	254
NAVY	IN Indianapolis		NAC (Avionics Prog Branch 614)	2	219	2	219
NAVY	PA Philadelphia		Naval Aviation Support Office	45	9,444	5	817
NAVY	PA Philadelphia NAVSA		Naval Aviation Support Office	2	370	0	0
NAVY	DC Naval RES LAB		Naval Research Laboratory	2	208	0	0
NAVY	SC Charleston		Naval Supply Center	1	1,563	0	0
NAVY	PA Mechanicsburg		Navy Ships Parts Control Center	2	122	1	81
AIR FORCE	OH Wright Patterson AFB		Navy Ships Parts Control Center	2	20,600	0	0
AIR FORCE	UT Hill AFB		Ogden ALC/LAK	12	5,423	9	3,714
AIR FORCE	OK Tinker AFB		Oklahoma City ALC/LID	96	33,682	78	15,924
AIR FORCE	CA McClellan AFB		Sacramento ALC/LAK	6	575	0	0
AIR FORCE	TX Kelly AFB		San Antonio ALC/LDK	8	858	0	0
AIR FORCE	GA Robins AFB		Warner Robins ALC/LMK	1	450	0	0
AIR FORCE	GA Robins AFB		Warner Robins ALC/PK	4	332	0	0
DLA	VA Richmond		Defense General Supply Center	14	815	5	279
<b>TOTAL 6610 Flight Instruments</b>				<b>215</b>	<b>75,759</b>	<b>183</b>	<b>2,042</b>

Prepared by:

Washington Headquarters Services  
Directorate for Information  
Operations and Reports

# Prime Contract Awards by FSC/SVC and Purchasing Office in Excess of \$100,000

Dollars In Thousands

FY 1992

## 6615 Automatic Pilot Mechanisms Airborne Gyro

DEPT	STATE	CITY	PURCHASE OFFICE	TOTAL ALL AWARDS ACTIONS	DOLLARS	U. S. BUSINESS ACTIONS	DOLLARS	SMALL BUSINESS ACTIONS	DOLLARS
ARMY	TX	Texarkana	Red River Army Depot	1	302	1	302	0	0
ARMY	MO	St. Louis	USA Aviation Systems Command	6	428	6	428	1	29
ARMY	NJ	Fort Monmouth	USA Comm & Electronics Command	1	722-	1	722-	1	722-
NAVY	PA	Philadelphia	Naval Aviation Support Office	58	19,506	52	18,478	2	871
NAVY	PA	Philadelphia	Naval Aviation Support Office	15	13,547	14	13,493	0	0
NAVY	PA	Mechanicsburg	Navy Ships Parts Control Center	2	417	2	417	1	43
AIR FORCE	AK	Eimendorf AFB	3 CONS/LGC	1	200	0	0	0	0
AIR FORCE	UT	Hill AFB	Ogden ALC/LAK	22	709	18	695	3	812-
AIR FORCE	UT	Hill AFB	Ogden ALC/LIK	1	452	1	452	0	0
AIR FORCE	UT	Hill AFB	Ogden ALC/LMK	4	568-	4	568-	0	0
AIR FORCE	OK	Tinker AFB	Oklahoma City ALC/LID	71	19,418	69	18,984	17	1,054
AIR FORCE	CA	McClellan AFB	Sacramento ALC/LAK	5	286-	5	286-	0	0
AIR FORCE	TX	Kelly AFB	San Antonio ALC/LAK	1	100-	1	100-	0	0
AIR FORCE	TX	Kelly AFB	San Antonio ALC/LDK	3	580	3	580	0	0
AIR FORCE	GA	Robins AFB	Warner Robins ALC/LBK	2	821	0	0	0	0
AIR FORCE	GA	Robins AFB	Warner Robins ALC/LKK	1	131	1	131	1	131
AIR FORCE	GA	Robins AFB	Warner Robins ALC/LUK	5	878	5	878	2	605
DLA	VA	Richmond	Defense General Supply Center	2	163	2	163	0	0
<b>TOTAL</b>			<b>6615 Automatic Pilot Mechanisms Airborne Gyro</b>	<b>205</b>	<b>56,027</b>	<b>188</b>	<b>53,420</b>	<b>31</b>	<b>1,294</b>

Prepared by:

Washington Headquarters Services  
Directorate for Information  
Operations and Reports

# Prime Contract Awards by FSC/SVC and Purchasing Office in Excess of \$100,000

Dollars In Thousands

FY 1992

6620 Engine Instruments		PURCHASE OFFICE		TOTAL ALL AWARDS	U. S. BUSINESS	SMALL BUSINESS
DEPT	STATE CITY			ACTIONS DOLLARS	ACTIONS DOLLARS	ACTIONS DOLLARS
ARMY	MO St. Louis	USA Aviation Systems Command		10 1,624	8 1,273	4 766
ARMY	MI Warren	USA Tank-Automotive Command		4 238	4 238	3 173
NAVY	FL Miami	Antilles Consolidated School Sys		1 225	0 0	0 0
NAVY	PA Philadelphia	Naval Aviation Support Office		24 2,483	22 2,202	3 61
NAVY	PA Philadelphia NAVSA	Naval Aviation Support Office		5 387	5 397	1 34
NAVY	PA Mechanicsburg	Naval Aviation Support Office		2 130	2 130	1 130
NAVY	OK Tinker AFB	Navy Ships Parts Control Center		32 6,197	26 5,693	5 365
AIR FORCE	TX Kelly AFB	Oklahoma City ALC/LID		1 1	1 1	0 0
AIR FORCE	TX Kelly AFB	San Antonio ALC/LAK		8 3,283	6 3,283	2 82
AIR FORCE	TX Kelly AFB	San Antonio ALC/LPK		1 845	1 888	0 82
AIR FORCE	TX Kelly AFB	San Antonio ALC/PAK		1 2,899	1 2,899	0 0
DLA	VA Richmond	Defense General Supply Center		15 2,115	14 2,030	3 298
<b>TOTAL</b>	<b>6620 Engine Instruments</b>			<b>116 20,661</b>	<b>99 19,137</b>	<b>27 2,110</b>

Prepared by:  
Washington Headquarters Services  
Directorate for Information  
Operations and Reports

# Prime Contract Awards by FSC/SVC and Purchasing Office in Excess of \$100,000

Dollars In Thousands

FY 1992

## 6625 Electrical & Elct Meas & Test Instruments

DEPT	STATE	CITY	PURCHASE OFFICE	TOTAL ALL AWARDS ACTIONS	DOLLARS	U. S. BUSINESS ACTIONS	DOLLARS	SMALL BUSINESS ACTIONS	DOLLARS
ARMY	IL	Rock Island	HQ AMCCOM	10	29,696	9	29,200	0	0
ARMY	NJ	Picatinny Arsenal	HQ AMCCOM	15	1,170	9	873	8	814
ARMY	VA	Warrenton	HQ US Army Garrison	4	1,297	1	52	0	0
ARMY	PA	Chambersburg	Letterkenny Army Depot	5	1,369	2	1,116	0	0
ARMY	TX	Texarkana	Red River Army Depot	3	117	2	97	1	44
ARMY	CA	Sacramento	Sacramento Army Depot	10	804	1	97	1	97
ARMY	PA	Tobyhanna	Tobyhanna Army Depot	12	1,368	1	48	0	0
ARMY	MD	Aberdeen PROV GRND	USA Aberdeen Proving Ground	19	1,883	10	1,117	3	254
ARMY	MD	St. Louis	USA Aviation Systems Command	9	5,483	8	5,440	0	0
ARMY	VA	Fort Belvoir	USA Belvoir Resch Devl & Engrng	3	136	0	0	0	0
ARMY	NJ	Fort Monmouth	USA Comm & Electronics Command	75	30,509	49	28,694	20	5,106
ARMY	UT	Dugway	USA Dugway Proving Ground	2	110	0	0	0	0
ARMY	MS	Vicksburg	USA Engineer Proving Ground	6	428	0	0	0	0
ARMY	IN	Madison	USA Jefferson Proving Ground	3	266	1	167	1	167
ARMY	NY	West Point MIL RES	USA Military Academy	1	104	1	104	1	104
ARMY	AL	Redstone Arsenal	USA Missile Command	36	23,577	27	22,946	8	3,660
ARMY	MI	Warren	USA Tank-Automotive Command	6	1,495	4	1,296	1	63
ARMY	MO	St. Louis	USA Troop Support Cmd (TROSCOM)	5	334	5	334	5	334
ARMY	NM	White Sands MSL RGE	USA White Sands Missile Range	5	326	2	137	1	177
ARMY	AZ	Yuma	USA Yuma Proving Ground	5	294	3	179	3	179
ARMY	NY	New York	USAREUR Contracting Center	1	1,170	0	0	0	0
ARMY	NY	Watervliet	Watervliet Arsenal	1	1,198	0	0	0	0
NAVY	MD	Bethesda	David Taylor Naval Ship R&D Ctr	12	1,274	4	760	4	760
NAVY	DC	Washington	Marine Corps	9	423	2	71	1	28
NAVY	VA	Norfolk	Military Sealift Command	2	282	0	0	0	0
NAVY	IN	Indianapolis	NAC (Commodity Branch/642)	3	140	0	0	0	0
NAVY	IN	Indianapolis	NAC (Prod Support Branch B/631)	5	292	1	103	0	0
NAVY	IN	Indianapolis	NAC (Production Support B/633)	6	397	3	160	2	128
NAVY	IN	Indianapolis	NAC (Ramp Support Branch/643)	3	1,082	0	0	0	0
NAVY	IN	Indianapolis	Nac (production Support B/632)	1	147	1	147	0	0
NAVY	MD	White Oak NSWC	Nav Surface Weapons Ctr Br S28	2	117	0	0	0	0
NAVY	PA	Warminster	Naval Air Development Center	15	1,108	6	681	4	553
NAVY	NJ	Lakehurst	Naval Air Engineering Center	34	13,175	11	11,897	4	4,365
NAVY	NJ	Trenton	Naval Air Propulsion Center	4	473	0	0	0	0
NAVY	CA	Point Mugu	Naval Air Station	7	473	2	196	1	118
NAVY	DC	Washington	Naval Air Systems Command	2	9,550	2	9,550	0	0
NAVY	VA	Crystal City	Naval Air Systems Command	1	629	1	629	0	629
NAVY	MD	Patuxent River NATC	Naval Air Warfare Center	4	220	1	108	1	108
NAVY	MD	Patuxent River NATC	Naval Air Warfare Center, Aircra	8	503	3	235	1	30
NAVY	PA	Philadelphia	Naval Aviation Support Office	53	37,077	48	36,731	4	182

Prepared by:

Washington Headquarters Services  
Directorate for Information  
Operations and Reports

# Prime Contract Awards by FSC/SVC and Purchasing Office in Excess of \$100,000

Dollars In Thousands

FY 1992

## 6625 Electrical & Elct Meas & Test Instruments

DEPT	STATE	CITY	PURCHASE OFFICE	TOTAL ALL AWARDS ACTIONS	DOLLARS	U. S. BUSINESS ACTIONS	DOLLARS	SMALL BUSINESS ACTIONS	BUSINESS DOLLARS
NAVY	PA	Philadelphia	NAVSA	7	826	7	826	2	181
NAVY	CA	San Diego	NAVSA	7	483	0	0	0	0
NAVY	SC	Charleston	NWS	6	367	1	88	1	88
NAVY	DC	Washington	NWS	2	107	0	0	0	0
NAVY	MO	St. Louis	NWS	5	435	3	360	3	360
NAVY	KY	Louisville	NWS	5	180	0	0	0	0
NAVY	MD	Indian Head	NWS	3	487	0	444	2	444
NAVY	CA	Monterey	NWS	2	105	0	0	0	0
NAVY	CA	Long Beach	NWS	14	1,837	13	1,701	2	527
NAVY	CA	San Diego	NWS	10	1,687	7	1,045	2	616
NAVY	DC	Naval Station	NWS	3	332	2	142	0	0
NAVY	DC	Washington	NWS	4	206	3	138	1	60
NAVY	DC	Naval RES LAB	NWS	40	6,488	4	577	1	464
NAVY	DC	Washington	NWS	10	1,620	10	1,620	7	594
NAVY	VA	Norfolk NS	NWS	4	1,338	0	0	0	0
NAVY	DC	National Visitor Cen	NWS	1	1,155	1	1,155	0	0
NAVY	DC	Washington	NWS	2	249	2	249	0	0
NAVY	CA	Oakland	NWS	20	2,085	4	986	3	906
NAVY	FL	Jacksonville	NWS	3	284	1	30	0	0
NAVY	FL	Pensacola	NWS	8	459	5	313	3	250
NAVY	SC	Charleston	NWS	5	621	5	621	1	48
NAVY	VA	Norfolk	NWS	6	8,043	6	8,043	3	205
NAVY	WA	Bremerton	NWS	8	3,893	8	3,893	4	184
NAVY	VA	Dahlgren	NWS	25	1,153	1	31	0	0
NAVY	RI	Naval USC	NWS	2	124	1	46	1	46
NAVY	WA	Keyport NTS	NWS	5	170	0	0	0	0
NAVY	RI	Naval USC	NWS	5	1,004	5	1,004	0	0
NAVY	RI	Naval USC	NWS	3	245	2	193	2	193
NAVY	RI	Newport	NWS	4	230	4	230	1	48
NAVY	RI	Naval USC	NWS	8	376	0	0	0	0
NAVY	CA	China Lake NWC	NWS	34	2,721	14	1,645	8	518
NAVY	CA	Seal Beach	NWS	21	1,363	0	0	0	0
NAVY	IN	Crane	NWS	73	16,900	31	13,818	18	8,969
NAVY	CA	Vallejo	NWS	6	417	1	66	0	0
NAVY	CA	San Diego	NWS	2	127	0	0	0	0
NAVY	CA	San Diego	NWS	4	149	1	32	1	32
NAVY	CA	San Diego	NWS	7	339	1	42	0	0
NAVY	CA	San Diego	NWS	4	148	0	0	0	0
NAVY	PA	Philadelphia	NWS	4	111	0	0	0	0
NAVY	CA	Port Hueneme	NWS	2	281	0	0	0	0
NAVY	CA	Port Hueneme	NWS	3	281	0	0	0	0

Prepared by:

Washington Headquarters Services  
Directorate for Information  
Operations and Reports



# Prime Contract Awards by FSC/SVC and Purchasing Office in Excess of \$100,000

Dollars In Thousands

FY 1992

## 6625 Electrical &amp; Elct Meas &amp; Test Instruments

DEPT	STATE	CITY	PURCHASE OFFICE	TOTAL ALL AWARDS ACTIONS	TOTAL ALL AWARDS DOLLARS	U. S. BUSINESS ACTIONS	U. S. BUSINESS DOLLARS	SMALL BUSINESS ACTIONS	SMALL BUSINESS DOLLARS
NAVY	PA	Mechanicsburg	Navy Ships Parts Control Center	215	39,174	190	37,542	62	8,837
NAVY	DC	Washington	Space & Naval Warfare Sys Cmd	2	993	2	993	0	0
NAVY	DC	Washington	Strategic Systems Project Office	1	385-	1	385-	0	0
AIR FORCE	MS	Keesler AFB	393 COMS/CC	9	962	2	466	1	393
AIR FORCE	FL	Patrick AFB	45th CONS/PK	12	385	1	33	0	0
AIR FORCE	NM	Holloman AFB	49 TFW/LGC	6	778	3	535	2	239
AIR FORCE	NV	Nellis AFB	57 FFW/LGC	1	200	0	0	0	0
AIR FORCE	TN	Arnold ENG	DEV CTR	1	120	0	0	0	0
AIR FORCE	FL	Eglin AFB	AEDC/PKP Operational Contracting	25	2,077	7	634	5	278
AIR FORCE	CA	Edwards AFB	AFFTC/PKB	8	532	0	0	0	0
AIR FORCE	CA	Edwards AFB	AFFTC/PKRB	21	817	0	0	0	0
AIR FORCE	OH	Newark Air Force Sta	AGMC/PK	44	8,670	35	7,694	21	2,215
AIR FORCE	OH	Wright Patterson AFB	AFBASC/PKW	35	2,069	10	888	3	258
AIR FORCE	NY	Griffiss AFB	CINCSAC/LGC	24	1,434	17	541	3	365
AIR FORCE	NE	Offutt AFB	CINCSAC/LGCS	1	121	1	121	0	0
AIR FORCE	CA	Norton AFB	Detachment 42/PK	6	484	4	363	3	245
AIR FORCE	TX	San Antonio	HQ ESC/LEC Operational Contrng	5	769	3	531	2	454
AIR FORCE	FL	Tyndall AFB	HQ USAF ADWC/LGC	2	113	0	0	0	0
AIR FORCE	TX	Brooks AFB	HSC/PKO	3	170	2	142	0	0
AIR FORCE	NY	New York	OL-A Det2 7000 CONS/LGC	11	947	0	0	0	0
AIR FORCE	UT	Hill AFB	Ogden ALC/LAK	1	774	3	774	2	736
AIR FORCE	UT	Hill AFB	Ogden ALC/LIK	1	105	0	0	0	0
AIR FORCE	UT	Hill AFB	Ogden ALC/LIK	1	105	0	0	0	0
AIR FORCE	NM	Kirtland AFB	PL/PKR R&D Contracting	23	2,319	10	907	3	162
AIR FORCE	NM	Kirtland AFB	PL/PKR R&D Contracting	26	1,271	15	586	3	455
AIR FORCE	CA	McClellan AFB	Sacramento ALC/LAK	1	273	1	271	0	0
AIR FORCE	CA	McClellan AFB	Sacramento ALC/LIK	2	204	1	144	1	144
AIR FORCE	CA	McClellan AFB	Sacramento ALC/LMK	2	3,204	2	3,204	0	0
AIR FORCE	CA	McClellan AFB	Sacramento ALC/LMK	10	1,409	8	997	6	519
AIR FORCE	CA	McClellan AFB	Sacramento ALC/LMK	19	1,249	5	407	5	407
AIR FORCE	TX	Kelly AFB	San Antonio ALC/LAK	3	181	0	0	0	0
AIR FORCE	TX	Kelly AFB	San Antonio ALC/LDK	228	77,601	168	71,372	38	11,421
AIR FORCE	TX	Kelly AFB	San Antonio ALC/LDK	15	2,695	15	2,695	0	0
AIR FORCE	TX	Kelly AFB	San Antonio ALC/LDK	23	2,733	1	43	0	0
AIR FORCE	TX	Kelly AFB	San Antonio ALC/LDK	4	357	2	303	1	266
AIR FORCE	CO	Colorado Springs	USAF/LGC USAF Academy	4	204	2	204	1	54
AIR FORCE	GA	Robins AFB	Warner Robins ALC/LFK	2	862	2	862	1	97
AIR FORCE	GA	Robins AFB	Warner Robins ALC/LMK	7	186	4	186	1	0
AIR FORCE	GA	Robins AFB	Warner Robins ALC/LMK	1	186	1	186	0	0
AIR FORCE	GA	Robins AFB	Warner Robins ALC/LYK	10	2,672	8	1,757	4	1,630
AIR FORCE	GA	Robins AFB	Warner Robins ALC/LYK	12	5,631	11	5,603	0	0
AIR FORCE	GA	Robins AFB	Warner Robins ALC/LYK	9	795	4	477	3	411

Prepared by:

Washington Headquarters Services  
Directorate for Information  
Operations and Reports

# Prime Contract Awards by FSC/SVC and Purchasing Office in Excess of \$ .00,000

Dollars In Thousands

FY 1982

## 6625 Electrical &amp; Elct Meas &amp; Test Instruments

DEPT	STATE	CITY	PURCHASE OFFICE	TOTAL ALL AWARDS ACTIONS	U. S. BUSINESS ACTIONS	U. S. BUSINESS DOLLARS	SMALL BUSINESS ACTIONS	SMALL BUSINESS DOLLARS
DLA	OH	Dayton	Defense Electronics Supply Ctr	43	39	2,470	25	1,541
OCE	TN	Nashville	USA Engineer District Nashville	2	0	0	0	0
OCE	WA	Walla Walla	USA Engineer District Walla Walla	2	1	110	0	0
OCE	MS	Vicksburg	USA Engr Waterways Exp Station	3	2	84	1	39
ODA	NM	Kirtland AFB	Def Nuclear Agency Field Command	20	1	37	1	37
<b>TOTAL</b>	<b>6625</b>	<b>Electrical &amp; Elct Meas &amp; Test Instruments</b>		<b>1,764</b>	<b>971</b>	<b>339,550</b>	<b>353</b>	<b>64,243</b>

Prepared by:

Washington Headquarters Services  
Directorate for Information  
Operations and Reports

# Prime Contract Awards by FSC/SVC and Purchasing Office in Excess of \$100,000

Dollars In Thousands

FY 1992

6630 Chemical Analysis Instruments

DEPT	STATE	CITY	PURCHASE OFFICE	TOTAL ALL AWARDS ACTIONS	DOLLARS	U. S. BUSINESS ACTIONS	DOLLARS	SMALL BUSINESS ACTIONS	BUSINESS DOLLARS
ARMY	AL	Anniston	Anniston Army Depot	2	151	2	151	2	151
ARMY	CO	Fort Carson	Directorate of Contracting	2	151	0	0	0	0
ARMY	KY	Fort Campbell	Directorate of Contracting	1	265	0	0	0	0
ARMY	NJ	Picatinny Arsenal	HQ AMCCOM	3	401	1	69	0	0
ARMY	WA	Tacoma	Madigan Army Medical Center	2	137	0	0	0	0
ARMY	AR	Pine Bluff	Pine Bluff Arsenal	5	549	2	332	1	65
ARMY	UT	Tooele	Tooele Army Depot	4	134	0	0	0	0
ARMY	HI	Tripler Army MED CTR	Tripler Army Medical Center	3	555	0	0	0	0
ARMY	MD	Aberdeen PROV GRND	USA Aberdeen Proving Ground	30	1,300	10	876	6	434
ARMY	UT	Dugway	USA Dugway Proving Ground	3	300	1	169	1	169
ARMY	MS	Vicksburg	USA Engineer Water-Ways Exp Sta	4	274	0	0	0	0
ARMY	MD	Fort Detrick	USA Medical Research	22	1,631	5	513	2	106
ARMY	MA	Natick	USA Natick Resch Devl & Engrng	2	176	0	0	0	0
ARMY	MO	St. Louis	USA Troop Support Cmd (TROSCOM)	7	2,311	6	2,269	5	2,192
ARMY	NY	New York	USAREUR Contracting Center	3	248	0	0	0	0
ARMY	DC	Washington	Walter Reed Army Medical Center	8	1,566	1	85	0	0
ARMY	TX	El Paso	William Beaumont Army Med Center	7	5,501	4	368	0	0
NAVY	VA	Quantico MCD&EC	Marine Corps Systems Command	1	5,272	0	0	0	0
NAVY	NJ	Lakehurst	Naval Air Engineering Center	1	3,128	1	3,128	0	0
NAVY	CA	Oakland	Naval Hospital	2	254	0	0	0	0
NAVY	CA	San Diego NRMCM	Naval Hospital	9	385	0	0	0	0
NAVY	FL	Jacksonville Naval	Naval Hospital	2	193	0	0	0	0
NAVY	SC	Beaufort NH	Naval Hospital	2	169	0	0	0	0
NAVY	MD	Fort Detrick	Naval Medical Logistics Command	6	391	0	0	0	0
NAVY	MD	Indian Head	Naval Ordnance Station	0	254	0	0	0	0
NAVY	DC	Naval Station	Naval Regional Contracting Ctr	1	140	0	0	0	0
NAVY	DC	Washington	Naval Regional Contracting Ctr	1	112	5	112	0	0
NAVY	DC	Washington	Naval Sea Systems Command	1	215	1	112	0	0
NAVY	HI	Pearl Harbor NC	Naval Supply Center	3	204	3	204	2	215
NAVY	SC	Charleston	Naval Supply Center	4	235	3	183	0	0
NAVY	VA	Norfolk	Naval Supply Center	3	112	2	80	0	0
NAVY	RI	Newport	Naval Supply Center	1	168	1	168	0	0
NAVY	IN	Crane NAVMSC	Naval Underwr Sys Ctr (Code 921)	2	429	8	429	2	429
NAVY	PA	Mechanicsburg	Navy Weapons Support Center	8	723	8	723	5	601
AIR FORCE	TX	Lackland AFB	394 CONS/CC	3	157	2	92	1	36
AIR FORCE	TX	Seymour Johnson AFB	4 TFW/LGC	1	123	0	0	0	0
AIR FORCE	TN	Arnold ENG DEV CTR	AEDC/PKP Operational Contracting	2	248	0	0	0	0
AIR FORCE	OH	Newark Air Force Sta	AGM/PA	3	107	0	0	0	0
AIR FORCE	OH	Wright Patterson AFB	AGM/PA	4	294	1	33	1	33
AIR FORCE	TX	Brooks AFB	HSC/PKO	5	778	2	224	0	0

Prepared by:

Washington Headquarters Services  
Directorate for Information  
Operations and Reports

# Prime Contract Awards by FSC/SVC and Purchasing Office in Excess of \$100,000

Dollars In Thousands

FY 1992

## 6630 Chemical Analysis Instruments

DEPT	STATE	CITY	PURCHASE OFFICE	TOTAL ALL ACTIONS	AWARDS DOLLARS	U. S. ACTIONS	U. S. BUSINESS DOLLARS	SMALL ACTIONS	BUSINESS DOLLARS
AIR FORCE	UT	Hill AFB	Ogden ALC/PKO	4	511	3	465	2	170
AIR FORCE	OK	Tinker AFB	Oklahoma City ALC/PKO	2	130	2	130	0	0
AIR FORCE	TX	Kelly AFB	San Antonio ALC/LDK	6	682	3	413	3	413
AIR FORCE	GA	Robins AFB	Warner Robins ALC/PK3	4	3,400	4	3,400	4	3,400
DLA	PA	New Cumberland Depot	Defense Distribution Region East	3	231	1	41	1	41
DLA	PA	Philadelphia	Defense Pers Spt Ctr (Medical)	11	905	11	905	5	308
OCE	MS	Vicksburg	USA Engr Waterways Exp Station	4	185	0	0	0	0
TOTAL			6630 Chemical Analysis Instruments	270	33,698	105	16,547	52	9,186

Prepared by:

Washington Headquarters Services  
Directorate for Information  
Operations and Reports

# Prime Contract Awards by FSC/SVC and Purchasing Office in Excess of \$100,000

Dollars In Thousands  
FY 1992

6635 Physical Properties Testing Equipment		PURCHASE OFFICE		TOTAL ALL AWARDS	U. S. BUSINESS	SMALL BUSINESS
DEPT	STATE CITY			ACTIONS DOLLARS	ACTIONS DOLLARS	ACTIONS DOLLARS
ARMY	AL Anniston		Anniston Army Depot	1 196	0	0
ARMY	TX Corpus Christi		Corpus Christi Army Depot	2 104	1	54
ARMY	NJ Pica		HO AMCCOM	2 136	1	33
ARMY	AR Pine Bluff		Pine Bluff Arsenal	1 165	0	0
ARMY	IL Rock Island		Rock Island Arsenal	3 695	1	42
ARMY	MD Aberdeen PROV	GRND	USA Aberdeen Proving Ground	5 1,101	3	111
ARMY	UT Dugway		USA Dugway Proving Ground	5 1,652	3	652
ARMY	MS Vicksburg		USA Engineer Water-Ways Exp Sta	3 159	0	0
ARMY	MA Natick		USA Natick Resch Devl & Engrng	2 714	3	547
ARMY	NM White Sands	MSL RGE	USA White Sands Missile Range	1 182	0	258
ARMY	AZ Yuma		USA Yuma Proving Ground	1 676	0	0
ARMY	NY Watervliet		Watervliet Arsenal	3 738	1	36
NAVY	NC Cherry Point	MCAS	Marine Corps Air Station	2 243	1	68
NAVY	PA Warminster		Naval Air Development Center	2 426	1	311
NAVY	NJ Lakehurst		Naval Air Engineering Center	2 518	1	165
NAVY	MD Patuxent River	NATC	Naval Air Warfare Center Aircra	2 158	1	158
NAVY	PA Philadelphia		Naval Aviation Support Office	1 1,087	1	1,050
NAVY	MD Indian Head		Naval Ordnance Station	6 115	1	85
NAVY	CA San Diego		Naval Regional Contracting Ctr	3 115	1	34
NAVY	DC Naval Station		Naval Regional Contracting Ctr	3 3,758	12	444
NAVY	DC Washington		Naval Regional Contracting Ctr	4 430	3	135
NAVY	CA Oakland	Naval Supply	Naval Supply Center	1 208	0	0
NAVY	FL Jacksonville		Naval Supply Center	4 208	1	103-
NAVY	VA Norfolk		Naval Supply Center	3 661	1	64
NAVY	WA Bremerton		Naval Supply Center Puget Sound	3 223	3	64
NAVY	MD White Oak		Naval Surface Weapons Center	2 108	2	108
NAVY	CA China Lake	NMC	Naval Surface Weapons Center	3 213	2	64
NAVY	IN Crane	NAVMSC	Naval Weapons Support Center	2 182	2	182
NAVY	NH Portsmouth		Portsmouth Naval Shipyard	3 257	0	0
AIR FORCE	NY New York		24 Comp WG/LGC	1 142	1	142
AIR FORCE	AK Elmendorf	AFB	3 CONS/LGC	2 165	0	0
AIR FORCE	FL Eglin	AFB	AFDTC/PKO	1 175	1	175
AIR FORCE	FL Eglin	AFB	StaAGMC/PK	3 165	3	68
AIR FORCE	OH Newark Air Force		AFBASC/PKW	3 305	3	186
AIR FORCE	OH Wright Patterson		HQ USAF ADWC/LGC	1 161	1	161
AIR FORCE	FL Tyndall	AFB	Ogden ALC/PKO	2 159	2	159
AIR FORCE	UT Hill	AFB	Oklahoma City ALC/PKO	10 2,418	10	1,750
AIR FORCE	OK Tinker	AFB	Sacramento ALC/PKO	1 307	1	249
AIR FORCE	CA McClellan	AFB	San Antonio ALC/LDK	17 16,183	17	12,530
AIR FORCE	TX Kelly	AFB	San Antonio ALC/PKO	5 274	4	976

Prepared by:

Washington Headquarters Services  
Directorate for Information  
Operations and Reports

# Prime Contract Awards by FSC/SVC and Purchasing Office in Excess of \$100,000

Dollars In Thousands

FY 1992

## 6635 Physical Properties Testing Equipment

DEPT	STATE	CITY	PURCHASE OFFICE	TOTAL ALL AWARDS ACTIONS	TOTAL ALL AWARDS DOLLARS	U.S. BUSINESS ACTIONS	U.S. BUSINESS DOLLARS	SMALL BUSINESS ACTIONS	SMALL BUSINESS DOLLARS
AIR FORCE	GA	Robins AFB	Warner Robins ALC/PKO	2	147	2	147	2	147
DLA	TN	Memphis	Def Industrial Plant Equip Ctr	2	1,552	2	1,552	1	31
DLA	VA	Richmond	Defense General Supply Center	11	559	5	281	3	172
OCE	MS	Vicksburg	USA Engr Waterways Exp Station	4	379	4	379	3	285
<b>TOTAL</b>			<b>6635 Physical Properties Testing Equipment</b>	<b>199</b>	<b>39,017</b>	<b>143</b>	<b>32,177</b>	<b>75</b>	<b>8,783</b>

Prepared by:

Washington Headquarters Services  
Directorate for Information  
Operations and Reports

# Prime Contract Awards by FSC/SVC and Purchasing Office in Excess of \$100,000

Dollars In Thousands

FY 1992

## 6636 Environmental Chambers and Related Equip

DEPT	STATE	CITY	PURCHASE OFFICE	TOTAL ALL AWARDS ACTIONS	TOTAL ALL AWARDS DOLLARS	U. S. BUSINESS ACTIONS	U. S. BUSINESS DOLLARS	SMALL BUSINESS ACTIONS	SMALL BUSINESS DOLLARS
ARMY	AZ	Fort Huachuca	Commander USA Info Systems Cmd	1	236	0	0	0	0
ARMY	MD	Fort Meade	Directorate of Contracting	1	110	1	110	1	110
ARMY	NJ	Picatinny Arsenal	HQ AMCCOM	3	333	3	333	3	333
ARMY	IL	Rock Island	Rock Island Arsenal	1	719	0	0	0	0
ARMY	PA	Tobyhanna	Tobyhanna Army Depot	1	150	0	0	0	0
ARMY	MD	Aberdeen PROV GRND	USA Aberdeen Proving Ground	3	571	3	571	2	518
ARMY	UT	Dugway	USA Dugway Proving Ground	1	553	1	553	1	553
ARMY	IN	Madison	USA Jefferson Proving Ground	1	113	1	113	1	113
ARMY	NM	White Sands MSL RGE	USA White Sands Missile Range	1	102	1	102	1	102
NAVY	DC	Washington	Marine Corps	1	246	1	246	1	246
NAVY	RI	Newport	Naval Underwr Sys Ctr (Code 921)	2	240	2	240	2	240
NAVY	IN	Crane NAVWSC	Naval Weapons Support Center	1	156	1	156	1	156
AIR FORCE	OH	Wright Patterson AFB	AFBASC/PKW	2	314	2	314	2	314
AIR FORCE	MA	Hanscom AFB	ESC/PKU Base Contracts	2	137	2	137	2	90
AIR FORCE	UT	Hill AFB	Ogden ALC/PKO	2	1,375	2	1,375	1	75
<b>TOTAL</b>			<b>6636 Environmental Chambers and Related Equip</b>	<b>41</b>	<b>6,336</b>	<b>33</b>	<b>4,931</b>	<b>29</b>	<b>3,433</b>

Prepared by:

Washington Headquarters Services  
Directorate for Information  
Operations and Reports

# Prime Contract Awards by FSC/SVC and Purchasing Office in Excess of \$100,000

Dollars In Thousands

FY 1992

## 6640 Laboratory Equipment &amp; Supplies

DEPT	STATE	CITY	PURCHASE OFFICE	TOTAL ALL ACTIONS	AWARDS DOLLARS	U. S. BUSINESS ACTIONS	U. S. BUSINESS DOLLARS	SMALL BUSINESS ACTIONS	SMALL BUSINESS DOLLARS
ARMY	TX	Fort Sam Houston	Brooke Army Medical Center	8	391	5	240	0	0
ARMY	AL	Fort McClellan	Cdr USA Chemical & Mil Police	3	234	3	234	1	35
ARMY	GA	Fort Gordon	Commander USA Signal Center	3	175	2	111	0	0
ARMY	CO	Fort Carson	Directorate of Contracting	2	103	0	0	0	0
ARMY	LA	Fort Polk	Directorate of Contracting	2	311	1	113	0	0
ARMY	TX	Fort Hood	Directorate of Contracting	4	151	1	97	0	0
ARMY	CO	Aurora	Fitzsimons Army Medical Center	4	267	1	53	0	0
ARMY	NJ	Picatinny Arsenal	HQ AMSCOM	1	174	1	174	0	0
ARMY	WA	Tacoma	Madigan Army Medical Center	3	172	0	0	0	0
ARMY	AR	Pine Bluff	Pine Bluff Arsenal	1	126	0	0	0	0
ARMY	NY	New York	Regional Contrng Off Frankfurt	2	211	0	0	0	0
ARMY	MD	Aberdeen PROV GRND	USA Aberdeen Proving Ground	37	2,829	16	1,202	8	539
ARMY	NJ	Fort Monmouth	USA Comm & Electronics Command	2	170	1	131	1	173
ARMY	MS	Vicksburg	USA Engineer Water-Ways Exp Sta	4	170	3	131	3	131
ARMY	MD	Fort Detrick	USA Medical Research	26	5,534	13	4,581	8	878
ARMY	NY	West Point MIL RES	USA Military Academy	9	542	5	346	5	752
ARMY	MA	Natick	USA Natick Resch Devl & Engrng	11	542	6	346	2	86
ARMY	DC	Washington	Walter Reed Army Medical Center	41	3,548	15	1,764	3	862
ARMY	TX	El Paso	William Beaumont Army Med Center	5	257	5	255	2	94
ARMY	PA	Warminster	Naval Air Development Center	5	255	5	255	3	137
NAVY	CA	San Diego NRMCM	Naval Hospital	3	171	0	0	0	0
NAVY	SC	Charleston NRMCM	Naval Hospital	2	147	0	0	0	0
NAVY	MD	Fort Detrick	Naval Medical Logistics Command	5	322	1	35	0	0
NAVY	CA	San Diego	Naval Regional Contracting Ctr	5	214	3	214	2	54
NAVY	DC	Washington	Naval Regional Contracting Ctr	3	218	3	1,278	3	1,278
NAVY	DC	Naval RES LAB	Naval Research Laboratory	3	1,225	2	142	1	45
NAVY	DC	Washington	Naval Research Laboratory	10	766	10	766	6	487
NAVY	CA	Oakland Naval Supply	Naval Supply Center	6	296	6	296	0	0
NAVY	VA	Norfolk	Naval Supply Center	8	222	5	165	3	100
NAVY	WA	Bremerton	Naval Supply Center Puget Sound	2	103	2	103	1	48
NAVY	MD	White Oak	Naval Surface Weapons Center	3	183	3	183	0	0
NAVY	RI	Newport	Naval Underwr Sys Ctr (Code 921)	2	132	2	132	1	102
NAVY	CA	China Lake NWC	Naval Weapons Center	3	7,223	3	7,223	2	123
NAVY	IN	Crane NAVWSC	Naval Weapons Support Center	2	104	0	0	0	0
NAVY	CA	San Diego	Navy Ocean System Center Code 50	2	104	0	104	1	45
NAVY	PA	Mechanicsburg	Navy Ships Parts Control Center	5	368	5	368	3	262
AIR FORCE	MS	Keesler AFB	393 COMS/CC	1	104	0	0	0	0
AIR FORCE	TX	Lackland AFB	394 COMS/CC	1	489	1	56	1	56
AIR FORCE	VA	Langley AFB	4500 ABW/LGC	9	558	0	0	0	0
AIR FORCE	CA	Travis AFB	60 COMS/LGC	10	158	1	75	0	0

Prepared by:

Washington Headquarters Services  
Directorate for Information  
Operations and Reports



# Prime Contract Awards by FSC/SVC and Purchasing Office in Excess of \$100,000

Dollars In Thousands  
FY 1992

6640 Laboratory Equipment & Supplies		PURCHASE OFFICE		TOTAL ALL AWARDS	U. S. BUSINESS	SMALL BUSINESS
DEPT	STATE CITY			ACTIONS DOLLARS	ACTIONS DOLLARS	ACTIONS DOLLARS
AIR FORCE	MD Andrews AFB	AFDW/1100 CNS/CN (WACC)(OPER)		2 109	0 0	0 0
AIR FORCE	OH Wright Patterson	AFBASC/PKW		3 200	1 91	0 0
AIR FORCE	FL Tyndall AFB	HQ USAF		8 298	3 115	55 55
AIR FORCE	TX Brooks AFB	HSC/PKO	ADWC/LGC	3 188	1 113	1 113
AIR FORCE	NM Kirtland AFB	PL/PKR R&D Contracts		3 1,956	0 0	0 0
AIR FORCE	CO Colorado Springs	USAF/LGC USAF Academy		1 155	0 0	0 0
AIR FORCE	GA Robins AFB	Warner Robins ALC/LKK		3 566	3 566	0 0
AIR FORCE	GA Robins AFB	Warner Robins ALC/PKO		3 137	1 131	1 131
DLA	PA Philadelphia	Defense Pers Spt Ctr (Medical)		13 719	12 684	1 198
OCE	OH Cincinnati	USA Engineer District Ohio River		2 121	0 0	0 0
ODA	MD Bethesda	DNA Armd Forces RadiologyRchInst		1 226	1 226	0 0
ODA	NM Kirtland AFB	Defense Evaluation Support Act		2 145	1 145	1 93
ODA	MD Bethesda	Uniformed Svcs U of Health Scien		6 318	2 136	2 136
<b>TOTAL 6640 Laboratory Equipment &amp; Supplies</b>				<b>363 37,587</b>	<b>179 24,811</b>	<b>82 7,832</b>

Prepared by:  
Washington Headquarters Services  
Directorate for Information  
Operations and Reports

# Prime Contract Awards by FSC/SVC and Purchasing Office in Excess of \$100,000

Dollars In Thousands

FY 1992

6645 Time Measuring Instruments		PURCHASE OFFICE		TOTAL ALL AWARDS	U. S. BUSINESS	SMALL BUSINESS
DEPT	STATE CITY			ACTIONS DOLLARS	ACTIONS DOLLARS	ACTIONS DOLLARS
ARMY	IL Rock Island	HQ AMCCOM		11 1,691	8 1,399	8 1,399
ARMY	MO St. Louis	USA Aviation Systems Command		2 143	2 143	1 113
DLA	VA Richmond	Defense General Supply Center		6 407	5 290	3 114
<b>TOTAL</b>	<b>6645 Time Measuring Instruments</b>			<b>43 3,168</b>	<b>30 2,330</b>	<b>22 2,086</b>

Prepared by:  
Washington Headquarters Services  
Directorate for Information  
Operations and Reports

# Prime Contract Awards by FSC/SVC and Purchasing Office in Excess of \$100,000

Dollars In Thousands  
FY 1992

6650 Optical Instruments, Test Equip, Comps & Accys

DEPT	STATE	CITY	PURCHASE OFFICE	TOTAL ALL AWARDS ACTIONS	DOLLARS	U.S. BUSINESS ACTIONS	DOLLARS	SMALL BUSINESS ACTIONS	DOLLARS
ARMY	AL	Anniston	Anniston Army Depot	1	178	0	0	0	0
ARMY	TX	Fort Sam Houston	Brooke Army Medical Center	2	107	0	0	0	0
ARMY	VA	Fort Eustis	Director TRADOC Contrng Activity	3	174	0	0	0	0
ARMY	KY	Fort Campbell	Directorate of Contracting	3	159	0	0	0	0
ARMY	IL	Rock Island	HQ AMCCOM	19	14,720	18	72	13	9,137
ARMY	NJ	Picatinny Arsenal	HQ AMCCOM	8	1,191	4	13,024	1	9,133
ARMY	MD	Aberdeen PROV GRND	USA Aberdeen Proving Ground	7	1,550	4	882	1	62
ARMY	NJ	Fort Monmouth	USA Comm & Electronics Command	3	1,519	2	334	1	139
ARMY	VA	Fort Belvoir	USA Intelligence & Security Cmd	2	137	2	137	2	137
ARMY	MD	Fort Detrick	USA Medical Research	2	305	3	250	2	102
ARMY	AL	Redstone Arsenal	USA Missile Command	7	783	3	618	2	187
ARMY	MA	Natick	USA Tank-Automotive Command	1	135	1	135	1	135
ARMY	MI	Warren	USA Tank-Automotive Command	5	3,176	5	3,176	2	152
ARMY	MO	St. Louis	USA Troop Support Cmd (TROSCOM)	1	7,434	1	7,434	0	0
ARMY	NM	White Sands MSL RGE	USA White Sands Missile Range	2	303	1	215	0	0
ARMY	AZ	Yuma	USA Yuma Proving Ground	1	163	1	163	1	163
ARMY	DC	Washington	Waite Reed Army Medical Center	3	186	0	0	0	0
NAVY	DC	Washington	Marine Corps	3	2,455	2	2,373	2	2,373
NAVY	PA	Warminster	Naval Air Development Center	3	145	3	145	3	145
NAVY	NJ	Lakehurst	Naval Air Engineering Center	2	429	0	0	0	0
NAVY	PA	Philadelphia	Naval Aviation Support Office	4	229	0	0	0	0
NAVY	CA	Port Hueneme Naval	Naval Construction Battalion Ctr	1	129	0	0	0	0
NAVY	DC	Naval Station	Naval Regional Contracting Ctr	4	841	2	327	0	0
NAVY	DC	Washington	Naval Regional Contracting Ctr	2	296	1	147	0	0
NAVY	DC	Naval RES LAB	Naval Research Laboratory	2	130	0	0	0	0
NAVY	DC	Washington	Naval Research Laboratory	2	308	2	308	2	308
NAVY	WA	Bremerton	Naval Supply Center Puget Sound	3	166	3	166	2	53
NAVY	VA	Dahlgren	Naval Surface Weapons Center	2	317	2	317	0	0
NAVY	CA	China Lake NWC	Naval Weapons Center	5	853	5	853	1	418
NAVY	IN	Crane NAVMSC	Naval Weapons Support Center	4	486	0	0	0	0
NAVY	PA	Mechanicsburg	Navy Ships Parts Control Center	8	1,015	6	691	4	509
AIR FORCE	IL	Scott AFB	375 CONS/LGC	2	139	1	54	0	0
AIR FORCE	TX	Lackland AFB	394 CONS/CC	4	215	4	215	0	0
AIR FORCE	FL	Patrick AFB	45th CONS/PK	6	1,012	5	956	3	200
AIR FORCE	CA	Edwards AFB	AFFC/PKRB	1	727	1	599	1	599
AIR FORCE	OH	Wright Patterson AFB	AFBASC/PKW	6	248	3	199	1	31
AIR FORCE	NY	Griffiss AFB	CINCSAC/LGC	7	226	7	248	5	248
AIR FORCE	TX	Brooks AFB	HSC/PKO	3	898	0	0	0	0
AIR FORCE	UT	Hill AFB	Ogden ALC/LIK	3	123	3	898	0	0
AIR FORCE	UT	Hill AFB	Ogden ALC/PKO	2	123	0	0	0	0

Prepared by:

Washington Headquarters Services  
Directorate for Information  
Operations and Reports

# Prime Contract Awards by FSC/SVC and Purchasing Office in Excess of \$100,000

Dollars In Thousands

FY 1992

## 6650 Optical Instruments, Test Equip, Comps &amp; Accys

DEPT	STATE	CITY	PURCHASE OFFICE	TOTAL ALL AWARDS ACTIONS	TOTAL ALL AWARDS DOLLARS	U. S. BUSINESS ACTIONS	U. S. BUSINESS DOLLARS	SMALL BUSINESS ACTIONS	SMALL BUSINESS DOLLARS
AIR FORCE	NM	Kirtland AFB	PL/PKO Operational Contracting	4	374	3	300	1	96
AIR FORCE	CA	McClellan AFB	Sacramento ALC/PKO	2	333	1	275	1	275
AIR FORCE	TX	Kelly AFB	San Antonio ALC/LDK	28	3,364	8	776	3	269
AIR FORCE	TX	Kelly AFB	San Antonio ALC/PK	1	112-	1	112-	0	0
AIR FORCE	CO	Colorado Springs	USAF/LGC USAF Academy	2	200	1	138	0	0
AIR FORCE	GA	Robins AFB	Warner Robins ALC/LKK	2	100	1	71	1	71
AIR FORCE	GA	Robins AFB	Warner Robins ALC/LMK	3	153	3	153	2	124
AIR FORCE	GA	Robins AFB	Warner Robins ALC/PKO	6	708	4	588	2	184
DLA	PA	Philadelphia	Defense Pers Spt Ctr (Medical)	8	376	8	376	0	0
TOTAL 6650 Optical Instruments, Test Equip, Comps & Accys				260	51,175	153	39,067	75	16,962

Prepared by:

Washington Headquarters Services  
Directorate for Information  
Operations and Reports

# Prime Contract Awards by FSC/SVC and Purchasing Office in Excess of \$100,000

Dollars In Thousands

FY 1992

6655 Geophysical Instruments		PURCHASE OFFICE		TOTAL ALL AWARDS	U. S. BUSINESS	SMALL BUSINESS
DEPT	STATE CITY			ACTIONS DOLLARS	ACTIONS DOLLARS	ACTIONS DOLLARS
ARMY	OK Fort Sill	Commander USA Field Artillery	1	275	0	0
NAVY	MO St. Louis	Naval Oceanographic Office	8	845	3	137
NAVY	DC Naval Station	Naval Regional Contracting Ctr	1	115	1	0
NAVY	WA Keyport NTS	Naval Undersea Warfare Eng Sta	2	164	0	0
DLA	VA Richmond	Defense General Supply Center	2	1,798	2	1,798
<b>TOTAL</b>	<b>6655 Geophysical Instruments</b>		<b>19</b>	<b>3,566</b>	<b>10</b>	<b>2,112</b>

Prepared by:

Washington Headquarters Services  
Directorate for Information  
Operations and Reports

# Prime Contract Awards by FSC/SVC and Purchasing Office in Excess of \$100,000

Dollars In Thousands

FY 1992

6660 Meteorological Instruments and Apparatus

DEPT	STATE	CITY	PURCHASE OFFICE	TOTAL ALL AWARDS ACTIONS	TOTAL ALL AWARDS DOLLARS	U.S. BUSINESS ACTIONS	U.S. BUSINESS DOLLARS	SMALL BUSINESS ACTIONS	SMALL BUSINESS DOLLARS
ARMY	UT	Tooele	Tooele Army Depot	1	153	1	153	1	153
ARMY	MD	Aberdeen	PROV GRND	3	660	3	660	1	130
ARMY	NJ	Fort Monmouth	USA Aberdeen Proving Ground	3	989	3	989	1	381
ARMY	MO	St. Louis	USA Comm & Electronics Command	1	271	1	271	1	271
ARMY	NM	White Sands	USA Troop Support Cnd (TROSCOM)	6	951	4	728	3	653
ARMY	AZ	Yuma	USA White Sands Missile Range	3	400	0	0	0	0
NAVY	PA	Philadelphia	USA Yuma Proving Ground	3	312	2	262	1	34
NAVY	IN	Crane	Naval Aviation Support Office	2	119	2	119	0	0
NAVY	IN	Mechanic	Naval Weapons Support Center	7	486	7	486	2	10-
AIR FORCE	FL	Patrick	Navy Ships Parts Control Center	8	1,712	8	1,712	8	1,712
AIR FORCE	NY	New York	45th CONS/PK	4	254	1	88	1	88
AIR FORCE	CA	McClellan	655 W/LGC Lages AFB APO	12	2,644	11	2,598	2	1,361
AIR FORCE	CA	McClellan	Sacramento ALC/LMK	3	1,512	3	1,512	2	1,276
DLA	VA	Richmond	Defense General Supply Center	6	201	4	361	4	361
OCE	PA	Pittsburgh	USA Engineer District Pittsburgh	3	135	0	0	0	0
<b>TOTAL</b>			<b>6660 Meteorological Instruments and Apparatus</b>	<b>72</b>	<b>11,135</b>	<b>52</b>	<b>9,996</b>	<b>29</b>	<b>5,468</b>

Prepared by:

Washington Headquarters Services  
Directorate for Information  
Operations and Reports

# Prime Contract Awards by FSC/SVC and Purchasing Office in Excess of \$100,000

Dollars In Thousands  
FY 1992

6665 Hazard-detecting Instruments & Apparatus

DEPT	STATE	CITY	PURCHASE OFFICE	TOTAL ALL AWARDS ACTIONS	DOLLARS	U. S. BUSINESS ACTIONS	DOLLARS	SMALL BUSINESS ACTIONS	DOLLARS
ARMY	IL	Rock Island	HQ AMCCOM	11	2,043-	7	3,389	6	3,317
ARMY	MD	Aberdeen PROV	HQ AMCCOM	3	10,820	3	10,820	2	917
ARMY	VA	Warrenton	HQ US Army Garrison	2	2,945	2	2,945	1	1,487
ARMY	AR	Pine Bluff	Pine Bluff Arsenal	1	134	1	134	1	134
ARMY	UT	Tooele	Tooele Army Depot	3	494	3	494	3	494
ARMY	MD	Aberdeen PROV	USA Aberdeen Proving Ground	3	209	2	150	1	87
ARMY	NJ	Fort Monmouth	USA Comm & Electronics Command	6	8,589	5	8,131	1	8,131
ARMY	UT	Dugway	USA Dugway Proving Ground	4	415	4	415	4	415
ARMY	MO	St. Louis	USA Troop Support Cmd (TROSCOM)	2	12,629	0	0	0	0
NAVY	VA	Quantico MCD&EC	Marine Corps Systems Command	1	2,852	1	2,852	1	2,852
NAVY	PA	Philadelphia	Naval Aviation Support Office	3	350	3	350	3	350
NAVY	SC	Charleston NWS	Naval Electronic Systems Engine	9	1,582	7	1,405	6	1,205
NAVY	MD	Indian Head	Naval Ordnance Station	2	143	2	143	2	143
NAVY	DC	Washington	Naval Research Laboratory	1	161	0	0	0	0
NAVY	DC	Washington	Naval Sea Systems Command	4	5,442	4	5,442	1	458
NAVY	SC	Charleston	Naval Supply Center	8	2,422	8	2,422	2	69-
NAVY	VA	Norfolk	Naval Supply Center	3	299	1	26	0	0
NAVY	VA	Bremerton	Naval Supply Center Puget Sound	2	358	2	358	1	276
NAVY	VA	Dahlgren	Naval Surface Weapons Center	1	237	1	237	1	237
NAVY	PA	Mechanicsburg	Navy Ships Parts Control Center	26	3,427	23	3,273	5	956
AIR FORCE	TX	Brooks AFB	HSC/PKO	3	306	2	487	0	0
DLA	VA	Richmond	Defense General Supply Center	20	1,034	10	487	9	420
DLA	PA	Philadelphia	Defense Pers Spt Ctr (Medical)	2	173	2	173	2	173
TOTAL	6665	Hazard-detecting Instruments & Apparatus		137	53,616	101	44,120	61	22,239

Prepared by:

Washington Headquarters Services  
Directorate for Information  
Operations and Reports

# Prime Contract Awards by FSC/SVC and Purchasing Office in Excess of \$100,000

Dollars In Thousands

FY 1992

6670 Scales and Balances		PURCHASE OFFICE		TOTAL ALL AWARDS	U. S. BUSINESS	SMALL BUSINESS
DEPT	STATE CITY			ACTIONS DOLLARS	ACTIONS DOLLARS	ACTIONS DOLLARS
AIR FORCE	CA Edwards AFB	AFFTC/PKB		1 126	1 126	1 126
DLA	VA Richmond	Defense General Supply Center		7 628	7 628	7 628
ODA	TX Kelly AFB	Defense Commissary Agency		1 102	1 102	1 102
<b>TOTAL</b>	<b>6670 Scales and Balances</b>			<b>28 1,685</b>	<b>20 1,346</b>	<b>20 1,346</b>

Prepared by:  
Washington Headquarters Services  
Directorate for Information  
Operations and Reports



# Prime Contract Awards by FSC/SVC and Purchasing Office in Excess of \$100,000

Dollars In Thousands

FY 1992

## 6675 Drafting, Surveying &amp; Mapping Instruments

DEPT	STATE	CITY	PURCHASE OFFICE	TOTAL ALL AWARDS ACTIONS	DOLLARS	U.S. BUSINESS ACTIONS	DOLLARS	SMALL BUSINESS ACTIONS	DOLLARS
ARMY	AZ	Yuma	USA Yuma Proving Ground	1	108	1	108	1	108
NAVY	PA	Warminster	Naval Air Development Center	1	653	0	0	0	0
NAVY	CA	Long Beach	Naval Regional Contracting Ctr	2	332	2	332	1	274
NAVY	IN	Crane	Naval Weapons Support Center	1	166	1	166	1	166
NAVY	NH	Portsmouth	Portsmouth Naval Shipyard	1	482	1	482	0	0
AIR FORCE	UT	Hill AFB	Ogden ALC/LIK	4	213	2	152	0	0
AIR FORCE	TX	Kelly AFB	San Antonio ALC/LDK	4	322	3	293	3	293
DLA	VA	Richmond	Defense General Supply Center	9	535	8	499	5	373
OCE	NY	New York	USA Engineer District New York	2	387	2	387	1	355
<b>TOTAL</b>			<b>6675 Drafting, Surveying &amp; Mapping Instruments</b>	<b>50</b>	<b>4,174</b>	<b>35</b>	<b>3,005</b>	<b>23</b>	<b>2,006</b>

Prepared by:

Washington Headquarters Services  
Directorate for Information  
Operations and Reports

# Prime Contract Awards by FSC/SVC and Purchasing Office in Excess of \$100,000

Dollars In Thousands

FY 1992

## 6680 Flow, Level, Motion Measuring Instruments

DEPT	STATE	CITY	PURCHASE OFFICE	TOTAL ALL AWARDS ACTIONS	U.S. BUSINESS ACTIONS	U.S. BUSINESS DOLLARS	SMALL BUSINESS ACTIONS	SMALL BUSINESS DOLLARS
ARMY	MD	Aberdeen	PROV GRND	3	282	282	0	0
ARMY	MO	St. Louis	USA Aberdeen Proving Ground	13	2,900	2,572	6	1,927
ARMY	AL	Redstone	USA Aviation Systems Command	2	176	176	0	0
ARMY	MI	Warren	USA Missile Command	17	1,516	1,516	13	1,176
NAVY	MD	Bethesda	USA Tank-Automotive Command	1	199	199	1	199
NAVY	DC	Washington	David Taylor Naval Ship R&D Ctr	1	100	100	1	100
NAVY	NJ	Lakehurst	Marine Corps	3	393-	427-	2	427-
NAVY	PA	Philadelphia	Naval Air Engineering Center	29	3,066	2,659	6	364
NAVY	PA	Philadelphia	Naval Aviation Support Office	14	780	780	1	82
NAVY	PA	Philadelphia	Naval Aviation Support Office	3	248	248	2	182
NAVY	CA	Long Beach	Naval Regional Contracting Ctr	3	330	330	1	73
NAVY	WA	Bremerton	Naval Supply Center Puget Sound	3	998	949	11	527
NAVY	PA	Mechanicsburg	Navy Ships Parts Control Center	24	775	775	1	775
AIR FORCE	OH	Newark	Air Force StaAGMC/PK	1	247	247	0	0
AIR FORCE	OH	Wright	Patterson AFBASC/PKW	1	165	165	0	0
AIR FORCE	UT	Hill	AFB	4	382	382	0	0
AIR FORCE	OK	Tinker	AFB	2	382	382	2	382
AIR FORCE	TX	Kelly	AFB	54	4,658	4,343	11	1,344
AIR FORCE	TX	Kelly	AFB	2	589	589	0	0
AIR FORCE	GA	Robins	AFB	2	165	165	2	165
DLA	VA	Richmond	Defense General Supply Center	27	1,677	1,518	9	507
TOTAL			6680 Flow, Level, Motion Measuring Instruments	232	20,153	17,999	74	7,657

Prepared by:

Washington Headquarters Services  
Directorate for Information  
Operations and Reports

# Prime Contract Awards by FSC/SVC and Purchasing Office in Excess of \$100,000

Dollars In Thousands

FY 1992

## 6685 Pressure, Temperature & Humidity Instruments

DEPT	STATE	CITY	PURCHASE OFFICE	TOTAL ALL AWARDS ACTIONS	DOLLARS	U. S. BUSINESS ACTIONS	DOLLARS	SMALL BUSINESS ACTIONS	DOLLARS
ARMY	IL	Rock Island	Rock Island Arsenal	1	171	1	171	1	171
ARMY	MO	St. Louis	USA Aviation Systems Command	6	814	6	814	0	0
ARMY	MI	Warren	USA Tank-Automotive Command	4	189	4	189	1	39
ARMY	MO	St. Louis	USA Troop Support Cmd (TROSCOM)	2	229	2	229	0	0
NAVY	PA	Warminster	Naval Air Development Center	1	155	0	0	0	0
NAVY	PA	Philadelphia	Naval Aviation Support Office	6	319	5	228	3	153
NAVY	PA	Philadelphia	Naval Aviation Support Office	3	330	3	330	3	330
NAVY	CA	San Diego	Naval Regional Contracting Ctr	3	116	3	116	2	68
NAVY	CA	Oakland	Naval Supply Center	1	102	0	0	0	0
NAVY	WA	Bremerton	Naval Supply Center Puget Sound	3	152	3	152	1	40
NAVY	IN	Crane	Naval Supply Center	3	220	2	126	1	100
NAVY	PA	Mechanicsburg	Naval Weapons Support Center	3	1,288	2	1,262	5	236
NAVY	PA	Newark	Navy Ships Parts Control Center	22	1,271	21	1,271	2	271
AIR FORCE	OH	Newark	StaAGMC/PK	2	183	2	112	2	40
AIR FORCE	OH	W. ght Patterson	AFBASC/PKW	3	322	2	322	1	178
AIR FORCE	OK	Tinker AFB	Oklahoma City ALC/LID	5	322	5	322	2	176
AIR FORCE	OK	Tinker AFB	Oklahoma City ALC/LPO	3	143	3	143	1	176
AIR FORCE	NM	Kirtland AFB	PL/PKO Operational Contracting	2	1,183	2	1,183	0	0
AIR FORCE	TX	Kelly AFB	San Antonio ALC/LDK	31	3,973	25	3,403	11	997
AIR FORCE	TX	Kelly AFB	San Antonio ALC/LPK	5	1,409	5	1,409	2	157
DLA	VA	Richmond	Defense General Supply Center	66	4,218	65	4,251	35	2,091
<b>TOTAL 6685 Pressure, Temperature &amp; Humidity Instruments</b>				<b>204</b>	<b>17,301</b>	<b>179</b>	<b>15,717</b>	<b>83</b>	<b>5,736</b>

Prepared by:

Washington Headquarters Services  
Directorate for Information  
Operations and Reports

# Prime Contract Awards by FSC/SVC and Purchasing Office in Excess of \$100,000

Dollars In Thousands

FY 1992

6695 Combination & Miscellaneous Instruments

DEPT	STATE	CITY	PURCHASE OFFICE	TOTAL ALL AWARDS ACTIONS	DOLLARS	U. S. BUSINESS ACTIONS	DOLLARS	SMALL BUSINESS ACTIONS	DOLLARS
ARMY	NM	White Sands	Commander USA Vul Asmt Lab	2	387	2	387	1	347
ARMY	GA	Fort McPherson	Directorate of Contracting	2	204	1	163	0	0
ARMY	IL	Rock Island	HQ AMCCOM	3	1,496	3	1,496	3	1,496
ARMY	MD	Aberdeen PROV GRND	USA Aberdeen Proving Ground	1	609	0	0	0	0
ARMY	MO	St. Louis	USA Aviation Systems Command	7	1,787	7	1,787	3	211
ARMY	MS	Vicksburg	USA Engineer Water-Ways Exp Sta	5	372	3	261	3	261
ARMY	AL	Redstone Arsenal	USA Missile Command	20	4,888	14	4,015	6	414
ARMY	MI	Warren	USA Tank-Automotive Command	1	233	0	0	0	0
ARMY	DC	Washington	Walter Reed Army Medical Center	2	206	2	206	2	206
NAVY	MD	Bethesda	David Taylor Naval Ship R&D Ctr	9	3,246	4	214	1	37
NAVY	DC	Washington	Marine Corps	1	279	1	279	1	279
NAVY	VA	Norfolk	Military Sealift Command	1	113	1	113	1	113
NAVY	PA	Philadelphia	NRCC Phila (Lg Purch)	7	3,716	5	3,601	3	1,162
NAVY	PA	Warminster	Naval Air Development Center	3	266	3	266	1	84
NAVY	NJ	Lakehurst	Naval Air Engineering Center	3	343	1	92	0	0
NAVY	CA	Point Mugu	Naval Air Station	1	140	1	140	0	0
NAVY	MD	Patuxent River NATC	Naval Air Warfare Center	1	128	1	128	0	0
NAVY	MD	Patuxent River NATC	Naval Air Warfare Center, Aircra	2	1,346	2	1,346	2	1,346
NAVY	PA	Philadelphia	Naval Aviation Support Office	3	159	3	159	1	27
NAVY	PA	Philadelphia NAVSA	Naval Aviation Support Office	1	105	1	105	1	105
NAVY	CA	Long Beach	Naval Regional Contracting Ctr	4	288	4	288	0	0
NAVY	CA	San Diego	Naval Regional Contracting Ctr	1	106	1	106	1	106
NAVY	DC	Washington	Naval Regional Contracting Ctr	5	306	5	306	1	38
NAVY	VA	Norfolk NAV SHIPYD	Naval Research Laboratory	1	105	1	105	0	0
NAVY	VA	Arlington	Naval Shipyard	2	117	2	117	1	61
NAVY	CA	Oakland Naval Supply	Naval Space & Warfare Sys Cmd	2	291	2	291	2	291
NAVY	SC	Charleston	Naval Supply Center	4	291	4	291	1	62
NAVY	VA	Norfolk	Naval Supply Center	3	155	3	155	3	155
NAVY	WA	Bremerton	Naval Supply Center Puget Sound	2	1,445	2	1,398	1	124
NAVY	MD	White Oak	Naval Surface Weapons Center	6	1,772	3	1,447	1	1,447
NAVY	MD	Dahlgren	Naval Surface Weapons Center	3	140	3	140	1	69
NAVY	CA	China Lake MWC	Naval Weapons Center	4	516	4	458	0	0
NAVY	CA	Crane NAVWSC	Naval Weapons Center	5	884	5	884	1	49
NAVY	IN	San Diego	Naval Weapons Support Center	2	304	2	304	1	233
NAVY	CA	San Diego	Navy Ocean System Center Code 50	3	352	3	378	2	242
NAVY	PA	Mechanicsburg	Navy Ships Parts Control Center	17	630	16	378	7	1,179
AIR FORCE	TN	Arnold ENG DEV CTR	AEDC/PKP Operational Contracting	5	773	2	179	1	42
AIR FORCE	OH	Newark Air Force Sta	AGMCP/PK	5	162	3	554	1	40
AIR FORCE	OH	Wright Patterson AFB	AGMCP/PK	1	153	1	153	0	0
AIR FORCE	OH	Wright Patterson AFB	AGMCP/PK	1	153	1	153	0	0

Prepared by:

Washington Headquarters Services  
Directorate for Information  
Operations and Reports

# Prime Contract Awards by FSC/SVC and Purchasing Office in Excess of \$100,000

Dollars In Thousands

FY 1992

## 6695 Combination &amp; Miscellaneous Instruments

DEPT	STATE	CITY	PURCHASE OFFICE	TOTAL ALL AWARDS ACTIONS	TOTAL ALL AWARDS DOLLARS	U. S. BUSINESS ACTIONS	U. S. BUSINESS DOLLARS	SMALL BUSINESS ACTIONS	SMALL BUSINESS DOLLARS
AIR FORCE	UT	Hill AFB	Ogden ALC/LAK	2	462	2	462	0	0
AIR FORCE	UT	Hill AFB	Ogden ALC/LMK	1	386	1	386	0	0
AIR FORCE	TX	Kelly AFB	San Antonio ALC/LDK	5	670	2	137	2	137
AIR FORCE	TX	Kelly AFB	San Antonio ALC/SFK	1	244	0	0	0	0
DLA	VA	Richmond	Defense General Supply Center	17	2,085	15	1,779	5	994
OCE	MS	Vicksburg	USA Engr Waterways Exp Station	4	224	2	230	1	176
ODA	NM	Kirtland AFB	Def Nuclear Agency Field Command	4	223	0	0	0	0
ODA	DC	Washington	Virginia Contracting Activity	1	156	1	156	1	156
TOTAL	6695	Combination & Miscellaneous Instruments		219	36,254	163	28,078	78	10,094

Prepared by:

Washington Headquarters Services  
Directorate for Information  
Operations and Reports

# Prime Contract Awards by FSC/SVC and Purchasing Office in Excess of \$100,000

Dollars In Thousands

FY 1992

6710 Cameras, Motion Picture		PURCHASE OFFICE		TOTAL ALL AWARDS	U. S. BUSINESS	SMALL BUSINESS
DEPT	STATE CITY			ACTIONS DOLLARS	ACTIONS DOLLARS	ACTIONS DOLLARS
ARMY	AZ Yuma	USA Yuma Proving Ground		5 669	5 669	5 669
NAVY	PA Warminster	Naval Air Development Center		1 271	1 271	0 0
NAVY	DC Washington	Naval Air Systems Command		1 254-	1 254-	0 0
NAVY	CA China Lake NMC	Naval Weapons Center		3 728	3 728	3 728
AIR FORCE	FL Eglin AFB	AFDTC/PKO		2 137	2 137	2 137
AIR FORCE	UT Hill AFB	Ogden ALC/LIK		5 2,334	5 2,334	5 2,334
<b>TOTAL</b>	<b>6710 Cameras, Motion Picture</b>			<b>26 4,262</b>	<b>22 4,099</b>	<b>17 3,982</b>

Prepared by:

Washington Headquarters Services  
Directorate for Information  
Operations and Reports

# Prime Contract Awards by FSC/SVC and Purchasing Office in Excess of \$100,000

Dollars In Thousands  
FY 1992

6720 Cameras, Still Picture		PURCHASE OFFICE	TOTAL ALL AWARDS	U. S. BUSINESS	SMALL BUSINESS	
DEPT	STATE CITY		ACTIONS	DOLLARS	ACTIONS	DOLLARS
ARMY	CO Fort Carson	Directorate of Contracting	1	152	0	0
ARMY	TX Texarkana	Red River Army Depot	1	119	0	0
ARMY	CA Sacramento	Sacramento Army Depot	3	156	0	0
ARMY	MD Aberdeen PROV GRND	USA Aberdeen Proving Ground	4	718	3	690
NAVY	PA Mechanicsburg	Navy Ships Parts Control Center	3	145	0	0
AIR FORCE	UT Hill AFB	Ogden ALC/LIK	4	437	3	369
DLA	VA Richmond	Defense General Supply Center	2	305	2	305
TOTAL 6720 Cameras, Still Picture			51	3,330	13	1,593
					6	797

Prepared by:

Washington Headquarters Services  
Directorate for Information  
Operations and Reports

# Prime Contract Awards by FSC/SVC and Purchasing Office in Excess of \$100,000

Dollars In Thousands

FY 1992

## 6730 Photographic Projection Equipment

DEPT	STATE	CITY	PURCHASE OFFICE	TOTAL ALL AWARDS ACTIONS	TOTAL ALL AWARDS DOLLARS	U.S. BUSINESS ACTIONS	U.S. BUSINESS DOLLARS	SMALL BUSINESS ACTIONS	SMALL BUSINESS DOLLARS
ARMY	CA	Sacramento	Sacramento Army Depot	3	483	1	94	0	0
NAVY	VA	Norfolk	Naval Supply Center	3	103	0	0	0	0
NAVY	NH	Portsmouth	Portsmouth Naval Shipyard	1	257	0	0	0	0
AIR FORCE	CO	Peterson AFB	21ST CONS/LGC	2	107	1	70	1	70
AIR FORCE	IL	Scott AFB	375 CONS/LGC	1	188	0	0	0	0
AIR FORCE	CA	Edwards AFB	AFFTC/PKRB	1	173	1	173	1	173
DLA	VA	Richmond	Defense General Supply Center	16	1,179	14	886	12	771
<b>TOTAL</b>			<b>6730 Photographic Projection Equipment</b>	<b>68</b>	<b>4,354</b>	<b>22</b>	<b>1,468</b>	<b>18</b>	<b>1,231</b>

Prepared by:

Washington Headquarters Services  
Directorate for Information  
Operations and Reports



# Prime Contract Awards by FSC/SVC and Purchasing Office in Excess of \$100,000

Dollars In Thousands

FY 1992

## 6740 Photo Developing and Finishing Equip

DEPT	STATE	CITY	PURCHASE OFFICE	TOTAL ALL ACTIONS	AWARDS DOLLARS	U. S. BUSINESS ACTIONS	BUSINESS DOLLARS	SMALL BUSINESS ACTIONS	BUSINESS DOLLARS
ARMY	CA	Sacramento	Sacramento Army Depot	6	290	2	54	2	54
NAVY	DC	Washington	Marine Corps	3	129	1	26	1	26
NAVY	CA	Point Mugu	Naval Air Station	1	101	1	101	1	101
NAVY	PA	Philadelphia	Naval Aviation Support Office	2	420	2	420	2	420
AIR FORCE	UT	Hill AFB	Ogden ALC/LIK	33	7,273	19	1,623	6	494
DLA	VA	Richmond	Defense General Supply Center	3	116	2	76	0	0
ODA	DC	Washington	Def Information Systems Agency	1	125	1	125	1	125
ODA	DC	Washington	Defense Supply Svc - Washington	1	110	1	110	0	0
TOTAL			6740 Photo Developing and Finishing Equip	75	9,796	34	2,768	18	1,453

Prepared by:

Washington Headquarters Services  
Directorate for Information  
Operations and Reports

# Prime Contract Awards by FSC/SVC and Purchasing Office in Excess of \$100,000

Dollars In Thousands

FY 1992

6750 Photographic Supplies		PURCHASE OFFICE		TOTAL ALL AWARDS	U. S. BUSINESS	SMALL BUSINESS
DEPT	STATE CITY			ACTIONS DOLLARS	ACTIONS DOLLARS	ACTIONS DOLLARS
ARMY	IN FT Benjamin Harrison	Commander	USA Soldier Support	5	478	0
ARMY	MD Fort Ritchie	HQ 7th Signal Cnd	& Ft Ritchie	1	291	0
ARMY	CA Sacramento	Sacramento Army Depot		2	143	72
ARMY	MD Aberdeen PROV GRND	USA Aberdeen Proving Ground		3	213	27
ARMY	IN Madison	USA Jefferson Proving Ground		7	341	0
ARMY	AL Redstone Arsenal	USA Missile Command		5	345	0
ARMY	AZ Yuma	USA Yuma Proving Ground		6	453	0
NAVY	PA Philadelphia	NRCC Phila (Lg Purch)		1	298	0
NAVY	DC Naval Station	Naval Regional Contracting Ctr		1	210	0
NAVY	DC Mare ISL NAV SHIPYD	Naval Shipyard		2	139	0
NAVY	SC Charleston	Naval Supply Center		3	126	0
NAVY	PA Mechanicsburg	Navy Ships Parts Control Center		3	171	0
AIR FORCE	FL Patrick AFB	45th CONS/PK		3	125	0
AIR FORCE	CA McClellan AFB	Sacramento ALC/PKO		2	100	0
DLA	PA New Cumberland Depot	Defense Distribution Region East		3	637	0
DLA	VA Richmond	Defense General Supply Center		29	3,403	0
ODA	DC Washington	Def Mapping Agcy Hydro/Topo Ctr		5	179	0
ODA	MO St. Louis	Defense Mapping Agency Aero Ctr		4	303	0
<b>TOTAL</b>	<b>6750 Photographic Supplies</b>			<b>116</b>	<b>9,207</b>	<b>99</b>

Prepared by:

Washington Headquarters Services  
Directorate for Information  
Operations and Reports

# Prime Contract Awards by FSC/SVC and Purchasing Office in Excess of \$100,000

Dollars In Thousands

FY 1992

## 6760 Photographic Equipment and Accessories

DEPT	STATE	CITY	PURCHASE OFFICE	TOTAL ALL AWARDS ACTIONS	DOLLARS	U. S. BUSINESS ACTIONS	DOLLARS	SMALL BUSINESS ACTIONS	DOLLARS
ARMY	NC	Fort Bragg	Directorate of Contracting	4	147	0	0	0	0
ARMY	NJ	Picatinny Arsenal	HQ AMCCOM	1	177	1	177	1	177
ARMY	CA	Sacramento	Sacramento Army Depot	2	104	1	39	1	39
ARMY	MD	Aberdeen PROV GRND	USA Aberdeen Proving Ground	5	423	5	423	2	123
ARMY	NJ	Fort Monmouth	USA Comm & Electronics Command	2	589	2	0	0	0
ARMY	AL	Huntsville	USA Engineer Division Huntsville	2	129	0	0	0	0
ARMY	IN	Madison	USA Jefferson Proving Ground	1	120	1	120	1	120
ARMY	MD	Adelphi	USA Laboratory Cmd Installation	1	113	1	113	1	113
ARMY	AL	Redstone Arsenal	USA Missile Command	1	675	1	99	0	0
ARMY	AZ	Yuma	USA Yuma Proving Ground	2	136	1	307	1	99
NAVY	MD	St. Inigoes	Naval Electronics Systems Engine	2	307	2	307	2	307
NAVY	DC	Naval Station	Naval Regional Contracting Ctr	6	569	4	169	4	169
NAVY	FL	Jacksonville	Naval Supply Center	3	164	2	119	2	119
NAVY	VA	Norfolk	Naval Supply Center	1	136	1	136	1	136
NAVY	CA	China Lake NWC	Naval Weapons Center	4	150	2	81	2	81
AIR FORCE	FL	Patrick AFB	45th CONS/PK	2	981	1	944	1	944
AIR FORCE	WA	McChord AFB	62 CONS/LGC	1	105	0	0	0	0
AIR FORCE	CA	Edwards AFB	AFFTC/PKRB	1	114	1	114	1	114
AIR FORCE	OH	Wright Patterson AFB	AFBASC/PKW	2	180	0	0	0	0
AIR FORCE	UT	Hill AFB	Ogden ALC/LIK	3	271	2	219	0	0
AIR FORCE	UT	Hill AFB	Ogden ALC/PK	1	337	1	337	0	0
AIR FORCE	NM	Kirtland AFB	PL/PKO Operational Contracting	1	579	1	579	0	0
DLA	VA	Richmond	Defense General Supply Center	6	793	5	680	2	295
ODA	DC	Washington	On-Site Inspection Agency	2	132	0	0	0	0
<b>TOTAL</b>	<b>6760</b>	<b>Photographic Equipment and Accessories</b>		<b>93</b>	<b>8,819</b>	<b>49</b>	<b>6,456</b>	<b>34</b>	<b>3,237</b>

Prepared by:

Washington Headquarters Services  
Directorate for Information  
Operations and Reports

# Prime Contract Awards by FSC/SVC and Purchasing Office in Excess of \$100,000

Dollars In Thousands  
FY 1992

6770 Film, Processed		PURCHASE OFFICE		TOTAL ALL AWARDS	U. S. BUSINESS	SMALL BUSINESS
DEPT	STATE CITY			ACTIONS	DOLLARS	DOLLARS
NAVY	PA Philadelphia	Naval Aviation Support Office		2	4,099	4,099
NAVY	DC Naval Station	Naval Regional Contracting Ctr		3	276	276
AIR FORCE	CA Edwards AFB	AFFTC/PKRB		9	757	0
<b>TOTAL</b>	<b>6770 Film, Processed</b>			<b>18</b>	<b>5,325</b>	<b>4,374</b>

Prepared by:  
Washington Headquarters Services  
Directorate for Information  
Operations and Reports

ST 28

# Prime Contract Awards by FSC/SVC and Purchasing Office in Excess of \$100,000

Dollars In Thousands

FY 1992

6780 Photographic Sets, Kits and Outfits		PURCHASE OFFICE		TOTAL ALL AWARDS	U. S. BUSINESS	SMALL BUSINESS
DEPT	STATE CITY			ACTIONS	ACTIONS	DOLLARS
AIR FORCE	LA Barksdale AFB		BMW/LGC	2	0	0
				18	4	265
TOTAL 6780 Photographic Sets, Kits and Outfits				1,041		74

Prepared by:  
Washington Headquarters Services  
Directorate for Information  
Operations and Reports

# Prime Contract Awards by FSC/SVC and Purchasing Office in Excess of \$100,000

Dollars In Thousands

FY 1992

6810 Chemicals

DEPT	STATE	CITY	PURCHASE OFFICE	TOTAL ALL ACTIONS	AWARDS DOLLARS	U. S. BUSINESS ACTIONS	BUSINESS DOLLARS	SMALL BUSINESS ACTIONS	BUSINESS DOLLARS
ARMY	IN	Crane	Crane Army Ammunition Activity	3	1,216	2	209	2	209
ARMY	IL	Rock Island	HQ AMCCOM	3	5,269	3	5,269	0	0
ARMY	OK	McAlester	McAlester Army Ammunition Plant	4	408	4	408	0	0
ARMY	AR	Pine Bluff	Pine Bluff Arsenal	8	444	3	215	1	63
ARMY	NY	Watervliet	Watervliet Arsenal	3	163	3	163	3	163
NAVY	DC	Washington	Marine Corps	4	186	3	152	1	34
NAVY	NC	Cherry Point	Marine Corps Air Station	3	279	3	279	2	74
NAVY	WA	Oak Harbor	Naval Air Station	1	167	0	0	0	0
NAVY	MD	Indian Head	Naval Ordnance Station	18	1,318	18	1,318	8	563
NAVY	DC	Naval RES LAB	Naval Research Laboratory	10	1,218	10	1,218	3	326
NAVY	FL	Pensacola	Naval Supply Center	7	1,519	7	1,519	3	42
NAVY	WA	Bremerton	Naval Supply Center	2	114	2	114	1	30
NAVY	PA	Mechanicsburg	Naval Ships Parts Control Center	27	1,840	27	1,840	23	1,530
AIR FORCE	AK	Elmendorf AFB	3 CONS/LGC	4	226	4	226	0	0
AIR FORCE	AK	Elmendorf AFB	343 CONS/LGC	3	381	3	381	1	48
AIR FORCE	FL	Eglin AFB	AFDTC/PKO	1	256	1	256	1	256
AIR FORCE	UT	Hill AFB	Ogden ALC/PKO	9	511	9	511	9	511
DLA	PA	Philadelphia	Def Pers Spt Ctr (Subsistence)	4	175	4	175	0	0
DLA	VA	Richmond	Defense General Supply Center	62	6,296	62	6,296	53	5,384
OCE	MD	Baltimore	USA Engineer Dist Baltimore	8	121	8	121	0	0
OCE	FL	Jacksonville	USA Engineer Dist Jacksonville	2	106	2	106	0	0
OCE	LA	New Orleans	USA Engineer Dist New Orleans	3	538	3	538	2	269
TOTAL	6810 Chemicals			216	22,793	197	21,038	122	9,963

Prepared by:

Washington Headquarters Services  
Directorate for Information  
Operations and Reports

ST 28

# Prime Contract Awards by FSC/SVC and Purchasing Office in Excess of \$100,000

Dollars In Thousands

FY 1992

5820 Dyes		PURCHASE OFFICE		TOTAL ALL AWARDS	U.S. BUSINESS	SMALL BUSINESS
DEPT	STATE CITY			ACTIONS DOLLARS	ACTIONS DOLLARS	ACTIONS DOLLARS
ARMY	AR Pine Bluff	Pine Bluff Arsenal		2 1,584	2 1,584	2 1,584
AIR FORCE	OK Tinker AFB	Oklahoma City ALC/PKO		1 397	1 397	1 397
TOTAL	6820 Dyes			5 2,043	4 2,017	3 1,981

Prepared by:  
Washington Headquarters Services  
Directorate for Information  
Operations and Reports

# Prime Contract Awards by FSC/SVC and Purchasing Office in Excess of \$100,000

Dollars In Thousands  
FY 1992

## 6830 Gases, Compressed and Liquefied

DEPT	STATE	CITY	PURCHASE OFFICE	TOTAL ALL AWARDS ACTIONS	DOLLARS	U. S. BUSINESS ACTIONS	DOLLARS	SMALL BUSINESS ACTIONS	DOLLARS
ARMY	AL	Anniston	Anniston Army Depot	3	162	3	162	0	0
ARMY	GA	Fort Benning	Commander USA Infantry Center	3	156	3	156	0	156
ARMY	CA	Fort Ord	Directorate of Contracting	2	199	2	199	0	0
ARMY	NC	Fort Bragg	Directorate of Contracting	5	198	5	198	0	198
ARMY	MD	Fort Ritchie	HQ 7th Signal Cnd & Ft Ritchie	3	178	0	0	0	0
ARMY	WA	Tacoma	Madigan Army Medical Center	4	306	3	270	0	0
ARMY	NY	New York	Regional Conting Off Seckenheim	2	183	0	0	0	0
ARMY	NY	New York	Regional Conting Off Bad Kreuznach	3	227	0	0	0	0
ARMY	CA	Herlong	Sierra Army Depot	1	238	0	0	0	0
ARMY	MD	Aberdeen PROV GRND	USA Aberdeen Proving Ground	7	461	6	426	0	0
ARMY	NM	White Sands MSL RGE	USA White Sands Missile Range	2	319	1	69	0	0
NAVY	DC	Washington	Marine Corps	2	166	0	0	0	0
NAVY	NJ	Trenton	Naval Air Propulsion Center	2	146	0	0	0	0
NAVY	CA	San Francisco	Naval Regional Contracting Ctr	3	112	0	0	0	0
NAVY	NY	New York	Naval Regional Contracting Ctr	0	308	0	0	0	0
NAVY	DC	Naval RES LAB	Naval Research Laboratory	1	185	2	185	0	0
NAVY	VA	Norfolk NAV SHIPYD	Naval Shipyard	2	124	2	124	1	92
NAVY	HI	PRL HRBR NSUBB	Naval Submarine Base	5	229	0	0	0	0
NAVY	CA	Oakland Naval Supply	Naval Supply Center	9	541	0	0	0	0
NAVY	CA	San Diego NSC	Naval Supply Center	17	816	0	0	0	0
NAVY	FL	Jacksonville	Naval Supply Center	1	557	3	299	0	0
NAVY	HI	Pearl Harbor NC	Naval Supply Center	1	312	1	312	0	0
NAVY	SC	Charleston	Naval Supply Center	16	744	10	412	10	412
NAVY	VA	Norfolk	Naval Supply Center	9	1,571	3	787	3	787
NAVY	WA	Bremerton	Naval Supply Center Puget Sound	4	122	4	122	0	0
NAVY	CA	China Lake NWC	Naval Weapons Support Center	1	123	0	0	0	0
NAVY	IN	Crane NAVMSC	Naval Weapons Support Center	4	197	3	163	0	0
NAVY	HI	PRL HRBR NAV SHIPYD	Navy Shipyard	2	116	0	0	0	0
NAVY	CA	San Francisco	Navy Supply Depot	8	1,412	2	1,198	2	1,198
NAVY	NH	Portsmouth	Portsmouth Naval Shipyard	4	240	1	28	1	28
AIR FORCE	CO	Lowry AFB	3415 CONS/CC	3	479	3	479	0	0
AIR FORCE	OK	Tinker AFB	Oklahoma City ALC/PKO	13	1,417	3	1,088	3	1,088
AIR FORCE	CA	McClellan AFB	Sacramento ALC/PKO	2	117	1	89	1	89
DLA	CA	Tracy	Defense Distribution Region West	3	120	0	0	0	0
DLA	VA	Alexandria	Defense Fuel Supply Center	39	29,171	39	29,171	0	0
DLA	VA	Richmond	Defense General Supply Center	20	2,063	7	1,507	31	29,882
OCE	GA	Savannah	USA Engineer Dist Savannah	3	287	3	287	0	0
TOTAL		6830 Gases, Compressed and Liquefied		251	45,763	119	38,152	68	34,571

Prepared by:

Washington Headquarters Services  
Directorate for Information  
Operations and Reports



# Prime Contract Awards by FSC/SVC and Purchasing Office in Excess of \$100,000

Dollars In Thousands

FY 1992

## 6840 Pest Control Agents and Disinfectants

DEPT	STATE	CITY	PURCHASE OFFICE	TOTAL ALL AWARDS ACTIONS	AWARDS DOLLARS	U.S. ACTIONS	BUSINESS DOLLARS	SMALL ACTIONS	BUSINESS DOLLARS
NAVY	DC	Washington	Naval Research Laboratory	1	514	1	514	1	514
DLA	PA	Philadelphia	Def Pers Spt Ctr (Subsistence)	37	2,745	37	2,745	0	0
DLA	VA	Richmond	Defense General Supply Center	20	2,859	20	2,859	12	1,511
DLA	PA	Philadelphia	Defense Pers Spt Ctr (Medical)	2	224	2	224	1	172
<b>TOTAL</b>	<b>6840</b>	<b>Pest Control Agents and Disinfectants</b>		<b>64</b>	<b>6,525</b>	<b>63</b>	<b>6,494</b>	<b>16</b>	<b>2,307</b>

Prepared by:

Washington Headquarters Services  
 Directorate for Information  
 Operations and Reports

# Prime Contract Awards by FSC/SVC and Purchasing Office in Excess of \$100,000

Dollars In Thousands

FY 1992

6850 Miscellaneous Chemical Specialties		PURCHASE OFFICE		TOTAL A.I.L.	U.S.	BUSINESS	SMALL BUSINESS
DEPT	STATE CITY			ACTIONS	ACTIONS	DOLLARS	DOLLARS
ARMY	GA Fort Gordon	Commander USA Signal Center		1	1	124	0
ARMY	KY Fort Campbell	Directorate of Contracting		1	0	107	0
ARMY	LA Fort Polk	Directorate of Contracting		2	0	105	0
ARMY	WA Tacoma	Madigan Army Medical Center		3	0	464	0
ARMY	UT Tooele	Tooele Army Depot		1	1	146	146
ARMY	AL Redstone Arsenal	USA Missile Command		7	0	246	0
NAVY	DC Washington	Marine Corps		2	1	271	239
NAVY	PA Warmminster	Naval Air Development Center		1	1	110	0
NAVY	CA San Francisco	Naval Supply Depot		4	0	211	0
NAVY	CA China Lake NWC	Naval Weapons Center		1	1	488	488
NAVY	PA Mechanicsburg	Navy Ships Parts Control Center		2	2	120	120
AIR FORCE	MA Westover AFB	439 LSS/LGC	2nd Floor Ste 201	3	3	151	151
AIR FORCE	CA Edwards AFB	AFFTC/PKB		2	2	109	109
AIR FORCE	OH Newark Air Force	StaAGMC/PK		7	7	655	0
AIR FORCE	ME Loring AFB	BMW/LGC		5	5	435	435
AIR FORCE	MI K. I. Sawyer AFB	CINCSAC/LGC		4	4	191	181
AIR FORCE	ND Grand Forks	CINCSAC/LGC		1	0	107	0
AIR FORCE	TX Hill AFB	Ogden ALC/PKO		5	5	359	359
AIR FORCE	GA Kelly AFB	San Antonio ALC/SFK		1	1	130	0
AIR FORCE	PA Robins AFB	Warner Robins ALC/PKO		2	2	116	83
DLA	VA Philadelphia	Def Pers Spt Ctr (Subsistence)		25	25	1,531	0
DLA	VA Alexandria	Defense Fuel Supply Center		6	5	7,184	238
DLA	VA Richmond	Defense General Supply Center		86	77	12,036	7,551
DLA	PA Philadelphia	Defense Pers Spt Ctr (Medical)		5	5	11,552	400
<b>TOTAL</b>	<b>6850 Miscellaneous Chemical Specialties</b>			<b>216</b>	<b>167</b>	<b>27,766</b>	<b>11,208</b>

Prepared by:

Washington Headquarters Services  
Directorate for Information  
Operations and Reports

# Prime Contract Awards by FSC/SVC and Purchasing Office in Excess of \$100,000

Dollars In Thousands

FY 1992

6910 Training Aids		PURCHASE OFFICE		TOTAL ALL AWARDS	U.S. BUSINESS	SMALL BUSINESS
DEPT	STATE CITY			ACTIONS DOLLARS	ACTIONS DOLLARS	ACTIONS DOLLARS
ARMY	VA Fort Eustis	Director TRADOC Contrng Activity		5 691	5 691	5 691
ARMY	CA Barstow	Directorate of Contracting		5 340	3 163	3 163
ARMY	CA Fort Ord	Directorate of Contracting		4 167	4 167	4 167
ARMY	NC Fort Bragg	Directorate of Contracting		1 249	1 249	1 249
ARMY	MD Fort Ritchie	HQ 7th Signal Cmd & Ft Ritchie		13 1,385	13 1,385	11 1,302
ARMY	NJ Picatinny Arsenal	HQ AMCCOM		1 498	0 0	0 0
NAVY	DC Washington	Marine Corps		6 3,145	5 3,115	5 3,115
NAVY	PA Philadelphia	Naval Aviation Support Office		2 1,639	2 1,639	0 0
NAVY	DC Washington	Naval Regional Contracting Ctr		1 135	1 135	1 135
NAVY	NY New York	Naval Regional Contracting Ctr		5 1,483	0 0	0 0
NAVY	FL Pensacola NAS	Naval Supply Center		5 1,951	4 907	4 907
NAVY	SC Charleston	Naval Supply Center		2 406	1 333-	1 333-
NAVY	LA New Orleans	Naval Support Activity		1 108	0 0	0 0
NAVY	FL Orlando NTC	Naval Training Systems Center		100 91,040	99 88,817	34 2,584
AIR FORCE	AL Maxwell AFB	3800 LS/LGCW		1 112	1 112	1 112
AIR FORCE	OH Wright Patterson AFB	AFBASC/SDFK		4 12,045	4 12,045	0 0
AIR FORCE	UT Hill AFB	Ogden ALC/LIK		1 14,824	1 14,824	0 0
AIR FORCE	CO Colorado Springs	USAF/LGC USAF Academy		2 437	1 378	0 0
<b>TOTAL</b>	<b>6910 Training Aids</b>			<b>179 130,489</b>	<b>154 124,660</b>	<b>76 9,339</b>

Prepared by:

Washington Headquarters Services  
 Directorate for Information  
 Operations and Reports

# Prime Contract Awards by FSC/SVC and Purchasing Office in Excess of \$100,000

Dollars In Thousands

FY 1992

## 6920 Armament Training Devices

DEPT	STATE	CITY	PURCHASE OFFICE	TOTAL ALL AWARDS ACTIONS	DOLLARS	U.S. BUSINESS ACTIONS	DOLLARS	SMALL BUSINESS ACTIONS	DOLLARS
ARMY	TX	Fort Hood	Directorate of Contracting	1	132	1	132	1	132
ARMY	IL	Rock Island	HQ AMCCOM	29	11,387	28	10,397	12	10,399
ARMY	NY	New York	Regional Contrng Off Frankfurt	2	152	0	0	0	0
ARMY	IL	Rock Island	Rock Island Arsenal	1	5,100	1	5,100	0	0
ARMY	AL	Redstone Arsenal	USA Missile Command	14	16,077	12	10,496	3	231-
NAVY	DC	Washington	Marine Corps	6	2,593	3	1,151	1	30
NAVY	FA	Philadelphia	Naval Aviation Support Office	2	242	2	242	2	242
NAVY	ID	Indian Head	Naval Ordnance Station	2	195	2	195	1	95
NAVY	DC	National Visitor Cen	Naval Sea Systems Command	8	1,272	1	57	0	0
NAVY	DC	Norfolk	Naval Sea Systems Command	3	55,511	3	55,511	2	49,683
NAVY	VA	Washington	Naval Supply Center	4	588	4	588	4	588
NAVY	FL	Orlando NTC	Naval Training Systems Center	33	35,569	33	7,718	12	1,134
NAVY	PA	Mechanicsburg	Navy Ships Parts Control Center	5	201	5	201	1	161
AIR FORCE	AR	Little Rock	314 CONS/LGC	1	345	1	345	1	345
AIR FORCE	TX	Lackland AFB	394 CONS/CC	2	143	0	0	0	0
AIR FORCE	GA	Dobbins AFB	94 LG/LGC	1	150	1	150	1	150
AIR FORCE	OH	Wright Patterson	AFBASC/YMK	1	5,014	1	5,014	1	5,014
AIR FORCE	UT	Hill AFB	Ogden ALC/LIK	9	2,603	8	2,547	4	1,955
AIR FORCE	UT	Hill AFB	Ogden ALC/PK	1	217-	1	217-	0	0
AIR FORCE	UT	Hill AFB	Ogden ALC/PKO	2	199	0	0	0	0
AIR FORCE	UT	Hill AFB	Ogden ALC/PKXC	2	548-	2	548-	0	0
<b>TOTAL</b>			<b>6920 Armament Training Devices</b>	<b>150</b>	<b>137,107</b>	<b>116</b>	<b>99,368</b>	<b>51</b>	<b>69,922</b>

Prepared by:

Washington Headquarters Services  
Directorate for Information  
Operations and Reports

# Prime Contract Awards by FSC/SVC and Purchasing Office in Excess of \$100,000

Dollars In Thousands

FY 1992

## 6930 Operational Training Devices

DEPT	STATE	CITY	PURCHASE OFFICE	TOTAL ALL AWARDS ACTIONS	DOLLARS	U.S. BUSINESS ACTIONS	DOLLARS	SMALL BUSINESS ACTIONS	DOLLARS
ARMY	VA	Fort Eustis	Director TRADOC Contrng Activity	9	1,384	9	1,384	0	0
ARMY	MO	St. Louis	USA Aviation Systems Command	4	1,094-	4	1,094-	1	53
ARMY	NJ	Fort Monmouth	USA Comm & Electronics Command	2	269	2	269	2	269
ARMY	AL	Redstone Arsenal	USA Missile Command	1	958	1	958	0	0
NAVY	DC	Washington	Marine Corps	2	1,493-	2	1,493-	2	1,493-
NAVY	PA	Philadelphia	Naval Aviation Support Office	13	2,883	13	2,883	1	92
NAVY	MD	Indian Head	Naval Ordnance Station	2	720	2	720	0	0
NAVY	CA	Long Beach	Naval Regional Contracting Ctr	4	586	4	586	4	586
NAVY	DC	Washington	Naval Sea Systems Command	2	2,552	2	2,552	0	0
NAVY	FL	Orlando NTC	Naval Training Systems Center	86	173,881	79	114,266	23	8,220
NAVY	RI	Naval USC	Naval Underwr Sys Ctr (Code 911)	7	3,995	6	3,961	6	3,961
NAVY	CA	San Diego	Navy Ocean System Center NPRDC	5	1,920	5	1,920	0	0
NAVY	PA	Mechanicsburg	Navy Ships Parts Control Center	6	257	3	105	0	0
AIR FORCE	AZ	Williams AFB	82 SPTG/LGC	1	550	1	550	0	0
AIR FORCE	OH	Wright Patterson	AFBASC/BIK	1	175	1	175	1	175
AIR FORCE	OH	Wright Patterson	AFBASC/PKPH	1	345-	1	345-	0	0
AIR FORCE	OH	Wright Patterson	AFBASC/SDCK	3	661	3	661	3	661
AIR FORCE	OH	Wright Patterson	AFBASC/YIK	9	27,659	9	27,659	9	27,659
AIR FORCE	OH	Wright Patterson	AFBASC/YPK	1	225	1	225	0	0
AIR FORCE	OH	Wright Patterson	AFBASC/YWK	63	156,281	63	156,281	0	0
AIR FORCE	MA	Hanscom AFB	ESC/ICK	2	5,230	2	5,230	2	2,006
AIR FORCE	MA	Hanscom AFB	ESC/SZK	1	2,880	1	2,880	0	0
AIR FORCE	UT	Hill AFB	Ogden ALC/LIK	32	26,868	24	22,221	7	3,655
AIR FORCE	UT	Hill AFB	Ogden ALC/LMK	3	152	3	152	2	193
AIR FORCE	UT	Hill AFB	Ogden ALC/PK	3	203-	2	244-	0	0
AIR FORCE	UT	Hill AFB	Ogden ALC/PKXC	2	1,063-	2	1,063-	0	0
TOTAL	6930 Operational Training Devices			279	406,591	255	341,763	75	51,518

Prepared by:

Washington Headquarters Services  
Directorate for Information  
Operations and Reports

# Prime Contract Awards by FSC/SVC and Purchasing Office in Excess of \$100,000

Dollars In Thousands

FY 1992

6940 Communication Training Devices		PURCHASE OFFICE		TOTAL ALL AWARDS	U. S. BUSINESS	SMALL BUSINESS
DEPT	STATE CITY			ACTIONS DOLLARS	ACTIONS DOLLARS	ACTIONS DOLLARS
ARMY	VA Warrenton	HQ US Army Garrison		1 6,774	1 6,774	1 6,774
ARMY	NJ Fort Monmouth	USA Comm & Electronics Command		2 1,307	2 1,307	2 1,307
NAVY	PA Philadelphia	Naval Aviation Support Office		1 112	1 112	1 112
NAVY	MD Indian Head	Naval Ordnance Station		12 1,798	12 1,798	12 1,798
NAVY	CA Long Beach	Naval Regional Contracting Ctr		1 461	1 461	1 461
NAVY	DC Naval Station	Naval Regional Contracting Ctr		1 234	1 234	1 234
NAVY	FL Orlando NTC	Naval Training Systems Center		33 25,604	33 25,604	33 25,604
AIR FORCE	OH Wright Patterson	AFBASC/YIK		5 3,139	5 3,139	5 3,139
AIR FORCE	OH Wright Patterson	AFBASC/YWK		1 992	1 992	1 992
AIR FORCE	UT Hill AFB	Ogden ALC/LIK		2 390	2 390	2 390
AIR FORCE	UT Hill AFB	Ogden ALC/PK		3 1,952	3 1,952	3 1,952
AIR FORCE	CA McClellan AFB	Sacramento ALC/LMK		1 181	1 181	1 181
<b>TOTAL</b>	<b>6940 Communication Training Devices</b>			<b>64 42,005</b>	<b>61 36,281</b>	<b>27 15,431</b>

Prepared by:

Washington Headquarters Services  
Directorate for Information  
Operations and Reports

# Prime Contract Awards by FSC/SVC and Purchasing Office in Excess of \$100,000

Dollars In Thousands

FY 1992

## 7010 ADPE Configuration

DEPT	STATE	CITY	PURCHASE OFFICE	TOTAL ALL AWARDS ACTIONS	DOLLARS	U.S. BUSINESS ACTIONS	DOLLARS	SMALL BUSINESS ACTIONS	DOLLARS
ARMY	AL	Anniston	Anniston Army Depot	6	784	5	756	3	244
ARMY	TX	Fort Bliss	Cdr USA Air Defense Artillery	2	110	2	110	0	0
ARMY	KY	Fort Knox	Commander USA Armor Center	29	3,415	22	3,199	1	135
ARMY	GA	Fort Benning	Commander USA Infantry Center	2	1,821	31	1,787	0	0
ARMY	AZ	Fort Huachuca	Commander USA Info Systems Cmd	2	1,114	0	0	0	0
ARMY	VA	Fort Lee	Commander USA Quartermaster Ctr	2	271	7	271	0	0
ARMY	GA	Fort Gordon	Commander USA Signal Center	3	222	3	222	0	0
ARMY	IN	Fort Benjamin Harrison	Commander USA Soldier Support	15	574	12	467	5	219
ARMY	MA	Fort Devens	Contracting Division	3	117	1	41	0	0
ARMY	TX	Fort Christi	Corpus Christi Army Depot	140	11,609	121	10,615	21	1,673
ARMY	VA	Fort Eustis	Director TRADOC Contrng Activity	3	159	1	64	1	64
ARMY	CA	Fort Ord	Directorate of Contracting	10	683	6	506	0	0
ARMY	CO	Fort Carson	Directorate of Contracting	8	1,097	7	1,070	2	176
ARMY	GA	Fort McPherson	Directorate of Contracting	10	1,664	4	1,433	0	0
ARMY	GA	Fort Stewart	Directorate of Contracting	16	1,182	9	924	2	95
ARMY	KY	Fort Campbell	Directorate of Contracting	5	209	5	120	0	0
ARMY	LA	Fort Polk	Directorate of Contracting	5	209	2	101	0	0
ARMY	MD	Fort Meade	Directorate of Contracting	13	997	12	971	0	0
ARMY	NY	Fort Drum	Directorate of Contracting	3	798	1	215	0	0
ARMY	NC	Fort Bragg	Directorate of Contracting	35	2,188	2	765	0	0
ARMY	TX	Fort Hood	Directorate of Contracting	20	1,854	31	1,916	0	0
ARMY	TX	Fort Sam Houston	Directorate of Contracting	3	1,240	15	1,657	3	90
ARMY	WA	Fort Lewis	Directorate of Contracting	3	1,240	3	1,240	1	790
ARMY	GA	Fort McPherson	FORSCOM Central Contracting Off	11	61,287	2	523	1	71
ARMY	CO	Aurora	Fitzsimons Army Medical Center	187	61,287	195	61,147	3	556
ARMY	VA	Fort Belvoir	HQ 6th Infantry Div/USA Garrison	9	526	7	291	1	52
ARMY	AK	Fort Richardson	HQ 7th Signal Cnd & Ft Ritchie	21	2,096	18	1,985	1	110
ARMY	MD	Fort Ritchie	HQ AMCCOM	9	1,052	2	1,222	1	133
ARMY	NJ	Picatinny Arsenal	HQ MTMC TOPS Proj Mgmt Office	14	1,179	13	1,091	1	404
ARMY	VA	Fort Belvoir	HQ US Army Garrison	8	5,080	7	5,038	2	66
ARMY	VA	Warrenton	HQ USAISC	5	186	3	110	0	0
ARMY	AZ	Fort Huachuca	Info Sys Selection & Acquis Agcy	37	12,516	34	12,100	2	1,677-
ARMY	VA	Alexandria	Letterkenny Army Depot	9	401	1	107	1	107
ARMY	PA	Chambersburg	MTMC Eastern Area	12	576	9	451	3	212
ARMY	NJ	Bayonne MOT	MTMC Western Area	6	420	6	420	0	0
ARMY	CA	Oakland	McAlester Army Ammunition Plant	2	222	2	222	0	0
ARMY	OK	McAlester	National Defense University	1	280	1	280	0	0
ARMY	DC	Washington	National Guard Bureau	5	228	4	139	0	0
ARMY	VA	Falls Church	Pine Bluff Arsenal	2	108	1	83	0	0
ARMY	AR	Pine Bluff							

Prepared by:

Washington Headquarters Services  
Directorate for Information  
Operations and Reports

# Prime Contract Awards by FSC/SVC and Purchasing Office in Excess of \$100,000

Dollars In Thousands  
FY 1992

7010 ADPE Configuration		PURCHASE OFFICE	TOTAL ALL AWARDS		U. S. BUSINESS		SMALL BUSINESS	
DEPT	STATE CITY		ACTIONS	DOLLARS	ACTIONS	DOLLARS	ACTIONS	DOLLARS
ARMY	TX Texarkana	Red River Army Depot	3	325	3	325	0	0
ARMY	IL Rock Island	Rock Island Arsenal	23	1,871	8	892	2	145
ARMY	CA Sacramento	Sacramento Army Depot	3	1,252	2	139	2	139
ARMY	CA Herlong	Sierra Army Depot	3	432	3	432	0	0
ARMY	PA Tobyhanna	Tobyhanna Army Depot	46	3,474	45	3,448	43	3,322
ARMY	UT Tooele	Tooele Army Depot	2	231	2	231	0	0
ARMY	TX Fort Hood	US Army OPTEC Contracting Activity	3	406	1	138	1	138
ARMY	MD Aberdeen PROV GRND	USA Aberdeen Proving Ground	50	7,475	35	6,585	9	4,415
ARMY	VA Fort Belvoir	USA Belvoir Resch Devl & Engrng	30	1,356	1	83	1	83
ARMY	NJ Fort Monmouth	USA Comm & Electronics Command	78	3,042	68	3,427	41	6,270
ARMY	UT Dugway	USA Dugway Proving Ground	15	499	1	34	0	0
ARMY	KY Louisville	USA Engineer Dist Louisville	63	5,119	51	3,511	0	0
ARMY	AL Huntsville	USA Engineer Division Huntsville	5	5,527	5	5,527	1	1,095
ARMY	OH Cincinnati	USA Engineer Division Ohio River	8	401	5	221	0	0
ARMY	VA Fort Belvoir	USA Engineer Topographic Labs	6	158	6	158	3	59
ARMY	MS Vicksburg	USA Engineer Water-Ways Exp Sta	15	969	0	0	0	0
ARMY	TX Fort Sam Houston	USA Health Services Command	1	277	1	277	1	277
ARMY	VA Fort Belvoir	USA Intelligence & Security Cmd	5	492	3	257	1	36
ARMY	CA San Francisco	USA Korea Contracting Agency	5	361	4	333	0	0
ARMY	MD Adelphi	USA Laboratory Cmd Installation	11	1,201	11	1,201	6	938
ARMY	MD Fort Detrick	USA Medical Research	64	4,519	63	4,469	0	0
ARMY	NY West Point MIL RES	USA Military Academy	8	1,920	7	1,877	0	0
ARMY	AL Redstone Arsenal	USA Missile Command	57	6,473	32	4,754	5	209
ARMY	FL Miami	USA South USA Garrison - Panama	5	186	0	0	0	0
ARMY	HI Fort Shafter	USA Support Command	9	941	5	719	0	0
ARMY	MI Warren	USA Tank-Automotive Command	10	616	8	410	0	0
ARMY	NM White Sands MSL RGE	USA White Sands Missile Range	2	224	2	224	6	410
ARMY	AZ Yuma	USA Yuma Proving Ground	7	936	6	69	0	0
ARMY	NY New York	USAREUR Contracting Center	70	10,243	63	9,884	1	69
ARMY	CT Hartford	USPFO for Connecticut	3	105	2	73	3	52
ARMY	GA Atlanta	USPFO for Georgia	4	185	1	36	0	0
ARMY	HI Honolulu	USPFO for Hawaii	2	179	1	179	0	0
ARMY	MA Natick	USPFO for Massachusetts	5	278	3	198	0	0
ARMY	MT Helena	USPFO for Montana	2	135	2	135	0	0
ARMY	NE Lincoln	USPFO for Nebraska	2	182	1	135	0	0
ARMY	NY Latham	USPFO for New York	3	108	0	0	0	0
ARMY	UT Draper	USPFO for Utah	2	187	1	138	0	0
ARMY	DC Washington	Walter Reed Army Medical Center	11	833	6	571	0	0
ARMY	NY Watervliet	Watervliet Arsenal	5	663	4	612	0	0
NAVY	MD Bethesda	David Taylor Naval Ship R&D Ctr	27	1,052	1	29	3	488

Prepared by:

Washington Headquarters Services  
Directorate for Information  
Operations and Reports



# Prime Contract Awards by FSC/SVC and Purchasing Office in Excess of \$100,000

Dollars In Thousands

FY 1992

7010 ADPE Configuration		PURCHASE OFFICE		TOTAL ALL AWARDS	U. S. BUSINESS	SMALL BUSINESS
DEPT	STATE CITY			ACTIONS DOLLARS	ACTIONS DOLLARS	ACTIONS DOLLARS
NAVY	DC Washington	Information Technology Acquisiti		160 37,384	160 37,384	3 305
NAVY	DC Washington	Marine Corps		145 17,457	13,655	8 2,082
NAVY	NC Cherry Point MCAS	Marine Corps Air Station		8 666	666	0 0
NAVY	DC Washington	Marine Corps Combat Dev Command		10 1,039	724	0 0
NAVY	MO Kansas City	Marine Corps Finance Center		5 300	240	1 51
NAVY	VA Quantico MCD&EC	Marine Corps Systems Command		6 2,860	2,860	4 1,598
NAVY	DC Washington	Military Sealift Command		4 443	0	0 0
NAVY	PA Philadelphia	NRCC Phila (Lg Purch)		32 2,185	1,375	11 1,097
NAVY	PA Warminster	Naval Air Development Center		18 1,755	1,570	13 1,474
NAVY	NJ Lakewood	Naval Air Engineering Center		2 393	200	0 0
NAVY	DC Washington	Naval Air Facility		3 200	374	0 0
NAVY	CA Point Mugu	Naval Air Station		10 1,229	374	1 44
NAVY	HI Barbers Point NAS	Naval Air Station		3 101	0	0 0
NAVY	DC Washington	Naval Air Systems Command		51 2,361	2,361	0 0
NAVY	DC Naval Audio Visual	Naval Computer & Telecommunicati		40 6,523	6,523	10 2,299
NAVY	VA Norfolk NS	Naval Computer & Telecommunicati		5 490	1,490	0 0
NAVY	CA San Diego	Naval Computer And Telecommunica		4 1,966	21,042	0 0
NAVY	FL Jacksonville	Naval Computer And Telecommunica		183 21,042	21,042	0 0
NAVY	FL Pensacola	Naval Education & Training Ctr		25 2,475	2,475	1 32
NAVY	MO St. Louis	Naval Oceanographic Office		4 487	0	0 0
NAVY	CA Long Beach	Naval Regional Contracting Ctr		52 6,330	4,781	14 1,530
NAVY	CA San Diego	Naval Regional Contracting Ctr		10 6,677	512	1 1,269
NAVY	DC Naval Station	Naval Regional Contracting Ctr		119 27,968	26,966	10 1,269
NAVY	DC Naval RES LAB	Naval Research Laboratory		43 2,437	988	4 648
NAVY	DC Washington	Naval Research Laboratory		9 880	648	6 0
NAVY	VA Norfolk NS	Naval Sea Combat Systems Eng Sta		2 422	422	0 0
NAVY	DC Washington	Naval Sea Combat Systems Eng Sta		44 1,999	574	0 0
NAVY	MD Indian Head NOS	Naval Sea Systems Command Automa		5 304	304	0 0
NAVY	VA Arlington	Naval Sea Systems Command Automa		1 603	603	0 0
NAVY	VA Seattle NAVSA	Naval Space & Warfare Sys Cmd		3 564	564	0 0
NAVY	NY New York	Naval Station Puget Sound		4 132	132	1 42
NAVY	CA Oakland Naval Supply Center	Naval Station Rota		4 334	192	2 47
NAVY	FL Jacksonville	Naval Supply Center		5 533	315	1 47
NAVY	FL Pensacola NAS	Naval Supply Center		10 268	192	2 47
NAVY	HI Pearl Harbor NC	Naval Supply Center		9 581	45	1 215
NAVY	SC Charleston	Naval Supply Center		7 394	513	1 273
NAVY	VA Norfolk	Naval Supply Center		45 2,983	715	1 222
NAVY	VA Bremerton	Naval Supply Center Puget Sound		9 227	945	5 794
NAVY	LA New Orleans	Naval Support Activity		2 227	201	0 0
NAVY	MD White Oak	Naval Surface Weapons Center		2 190	0	1 0

Prepared by:  
Washington Headquarters Services  
Directorate for Information  
Operations and Reports

# Prime Contract Awards by FSC/SVC and Purchasing Office in Excess of \$100,000

Dollars In Thousands

FY 1992

7010 ADPE Configuration

DEPT	STATE	CITY	PURCHASE OFFICE	TOTAL ALL AWARDS ACTIONS	TOTAL ALL AWARDS DOLLARS	U. S. BUSINESS ACTIONS	U. S. BUSINESS DOLLARS	SMALL ACTIONS	SMALL BUSINESS DOLLARS
NAVY	VA	Dahlgren	Naval Surface Weapons Center	70	19,420	42	18,272	11	8,920
NAVY	WA	Keyport	Naval Undersea Warfare Eng Sta	3	291	3	291	0	0
NAVY	RI	Naval US	Naval Underwtr Sys Ctr (Code 922)	14	702	13	671	9	514
NAVY	CA	China Lake	Naval Weapons Center	37	3,504	31	2,938	17	1,644
NAVY	CA	Seal Beach	Naval Weapons Station	10	706-	10	706-	1	286
NAVY	CA	San Diego	Navy Ocean System Center	5	255	0	0	0	0
NAVY	CA	San Diego	Navy Ocean System Center Code 50	2	175	0	0	0	0
NAVY	CA	San Diego	Navy Ocean System Center Code 6	3	127	0	0	0	0
NAVY	CA	San Diego	Navy Ocean System Center Code 70	18	1,022	0	0	0	0
NAVY	CA	San Diego	Navy Ocean System Center NPRDC	20	1,198	2	104	2	104
NAVY	CA	San Diego	Navy Ocean System Chtr Code 90	18	1,392	2	202	1	152
NAVY	DC	Washington	Navy Regional Data Auto Center	27	15,094	27	15,094	2	379
NAVY	PA	Mechanicsburg	Navy Ships Parts Control Center	31	1,642	31	1,642	5	173
NAVY	WA	Seattle	Navy Supply Depot	2	222	2	222	0	0
NAVY	NH	Portsmouth	Portsmouth Naval Shipyard	2	257	1	132	1	132
AIR FORCE	FL	MacDill AFB	1 TFW/LGC	2	242	1	153	0	0
AIR FORCE	TX	Randolph AFB	12 CONS/CC	144	29,861	115	28,664	22	7,513
AIR FORCE	HI	Hickam AFB	15 CONS/LGC	19	1,795	18	1,762	0	0
AIR FORCE	CA	San Francisco	18 CONS/LGC	11	1,760	7	1,608	0	0
AIR FORCE	CO	Peterson AFB	21ST CONS/LGC	21	1,846	13	1,500	0	0
AIR FORCE	CA	March AFB	22 CONS/LGC	3	137	3	137	1	62
AIR FORCE	AK	Elmendorf AFB	3 CONS/LGC	23	926	4	153	0	0
AIR FORCE	CA	Vandenberg AFB	30th CONS/PKOD	10	573	7	418	0	0
AIR FORCE	AR	Little Rock	314 CONS/LGC	6	234	3	108	0	0
AIR FORCE	IL	Chanute AFB	3345 LG/LGC	2	846	2	846	0	0
AIR FORCE	CO	Lowry AFB	3415 CONS/CC	5	648	4	616	2	155
AIR FORCE	CA	San Francisco	374 CONS/LGC	4	142	4	142	0	0
AIR FORCE	IL	Scott AFB	375 CONS/LGC	97	9,543	75	8,419	2	556
AIR FORCE	AL	Maxwell AFB	3800 LS/LGCW	76	4,663	72	4,395	1	29
AIR FORCE	MS	Keesler AFB	393 COMS/CC	7	874	7	874	0	0
AIR FORCE	TX	Lackland AFB	394 CONS/CC	6	524	5	430	0	0
AIR FORCE	VA	Langley AFB	4000 Cont Squadron	253	42,583	246	42,351	0	253
AIR FORCE	CA	San Francisco	432 CONS/LGC	2	154	2	154	0	0
AIR FORCE	NY	New York	435 TAW/LGC Rhein/Main AB	3	144	3	144	0	0
AIR FORCE	VA	Langley AFB	4500 ABW/LGC	11	1,778	3	1,485	0	0
AIR FORCE	FL	Patrick AFB	45th CONS/PK	67	3,629	11	1,882	4	233
AIR FORCE	NM	Holloman AFB	49 TFW/LGC	3	176	3	176	3	176
AIR FORCE	NV	Nellis AFB	57 FWW/LGC	2	129	1	67	0	0
AIR FORCE	CA	Norton AFB	63 CONS/LGC	17	1,354	15	1,271	0	0
AIR FORCE	CA	Sunnyvale	750 LSS/LGC	8	1,669	7	1,669	0	0

ONIZUKA AFB

Prepared by:  
 Washington Headquarters Services  
 Directorate for Information  
 Operations and Reports

# Prime Contract Awards by FSC/SVC and Purchasing Office in Excess of \$100,000

Dollars In Thousands

FY 1992

7010 ADPE Configuration

DEPT	STATE	CITY	PURCHASE OFFICE	TOTAL ALL AWARDS ACTIONS	DOLLARS	U. S. BUSINESS ACTIONS	DOLLARS	SMALL BUSINESS ACTIONS	DOLLARS
AIR FORCE	AZ	Luke AFB	832 AD/LGC	3	110	2	78	0	0
AIR FORCE	FL	Hurlburt Field	834 ABW/LGC	10	363	10	363	0	0
AIR FORCE	TN	Arnold ENG DEV CTR	AEDC/PKP Operational Contracting	2	165	0	0	0	0
AIR FORCE	FL	Eglin AFB	AFDTC/PKO	4	190	0	0	0	0
AIR FORCE	MD	Andrews AFB	AFDW/1100 CNS/CN (WACC)(SPEC)	10	2,258	10	2,258	0	0
AIR FORCE	CA	Edwards AFB	AFFTC/PKRB	3	2,984	3	2,984	0	0
AIR FORCE	CA	Norton AFB	AFMEC/PK	7	279	0	0	0	0
AIR FORCE	OH	Wright Patterson AFB	AFBASC/PKG	2	205	2	205	0	0
AIR FORCE	OH	Wright Patterson AFB	AFBASC/KGD	2	218	2	218	0	0
AIR FORCE	OH	Wright Patterson AFB	AFBASC/PKW	199	98,085	180	94,838	10	905
AIR FORCE	NE	Offutt AFB	CINCSAC/LGC	8	513	8	513	0	44
AIR FORCE	NY	Griffiss AFB	CINCSAC/LGC	10	4,172	6	296	1	0
AIR FORCE	NE	Offutt AFB	CINCSAC/LGCS	7	4,172	6	4,133	0	0
AIR FORCE	OK	Tinker AFB	CSC/PK	6	193	6	172	0	60
AIR FORCE	NY	New York	Det 2 7000 CONS/LGC	3	840	1	60	1	0
AIR FORCE	NY	New York	Det 4 7000 CONS/LGC	8	1,266	4	704	0	0
AIR FORCE	NY	New York	Det2 7000 CONS/LGC	24	1,540	11	704	0	0
AIR FORCE	MA	Hanscom AFB	ESC/AVCK	1	2,500	1	540	1	540
AIR FORCE	MA	Hanscom AFB	ESC/AVK	4	11,234	4	2,500	0	0
AIR FORCE	MA	Hanscom AFB	ESC/AVK	61	5,000	34	10,021	32	9,921
AIR FORCE	MA	Hanscom AFB	ESC/AVK	1	140	1	5,000	0	0
AIR FORCE	NY	New York	ESC/AVK Base Contracts	4	514	3	108	0	0
AIR FORCE	NY	New York	ESC/AVK Contracting Services Div	6	4,274	0	4,016	0	0
AIR FORCE	NY	New York	ESC/AVK Contracting Services Div	6	3,031	4	2,062	0	828
AIR FORCE	NY	New York	OL-C Det 4 7000 CONS/LGC	4	3,246	26	2,46	9	0
AIR FORCE	NY	New York	OL-E Det 4 7000 CONS/LGC	4	4,501	4	246	0	0
AIR FORCE	UT	Hill AFB	Ogden ALC/LIK	6	4,501	14	4,501	12	3,325
AIR FORCE	UT	Hill AFB	Ogden ALC/LIK	4	1,398	1	1,162	1	1,162
AIR FORCE	OK	Tinker AFB	Oklahoma City ALC/PKO	4	1,459	1	99	0	0
AIR FORCE	NY	Griffiss AFB	RL/PKRL Image System Section	14	54,438	142	53,457	2	617
AIR FORCE	CA	Los Angeles	SMC/PKV Operational Contracting	3	7,012	3	183	0	0
AIR FORCE	CA	Los Angeles	SMC/PKYV	4	758	4	175	3	132
AIR FORCE	CA	Los Angeles	SMC/PKZ Defense Support Sys Dir	3	491	2	491	0	0
AIR FORCE	AL	Maxwell AFB	SSC/PK Gunter Annex	156	306	4	586	2	595
AIR FORCE	CA	McClellan AFB	Sacramento ALC/LAK	2	3,523	1	3,272	2	88
AIR FORCE	CA	McClellan AFB	Sacramento ALC/LMK	6	18,167	225	17,957	6	2,853
AIR FORCE	CA	McClellan AFB	Sacramento ALC/LMK	4	0	0	0	0	0
AIR FORCE	CA	McClellan AFB	Sacramento ALC/LMK	4	0	0	0	0	0
AIR FORCE	CA	McClellan AFB	Sacramento ALC/LMK	4	0	0	0	0	0
AIR FORCE	TX	Kelly AFB	Sacramento ALC/LMK	14	0	13	713	3	188
AIR FORCE	TX	Kelly AFB	Sacramento ALC/LMK	2	0	2	491	0	0
AIR FORCE	CO	Colorado Springs	San Antonio ALC/PKO	4	0	4	586	2	595
AIR FORCE	GA	Robins AFB	USAF/LGC USAF Academy	4	0	4	306	0	0
AIR FORCE	GA	Robins AFB	Warner Robins ALC/LMK	1	0	1	306	0	0
AIR FORCE	GA	Robins AFB	Warner Robins ALC/LMK	44	0	42	3,272	2	88
DLA	VA	Alexandria	DLA ADP/Telecomm Contracting Off	228	0	225	17,957	6	2,853

Prepared by:

Washington Headquarters Services  
Directorate for Information  
Operations and Reports

# Prime Contract Awards by FSC/SVC and Purchasing Office in Excess of \$100,000

Dollars In Thousands  
FY 1992

7010 ADPE Configuration		PURCHASE OFFICE		TOTAL ALL AWARDS	U.S. BUSINESS	SMALL BUSINESS
DEPT	STATE CITY			ACTIONS DOLLARS	ACTIONS DOLLARS	ACTIONS DOLLARS
DLA	TN Memphis	Def Industrial Plant Equip Ctr		1 346	1 346	1 346
DLA	PA Philadelphia	Def Pers Spt Ctr (Instal Spt)		28 3,830	18 3,474	4 435
DLA	MI Battle Creek	Def Reutilization & Marketing Sv		2 211	2 211	0 0
DLA	UT Ogden	Defense Depot Ogden		3 203	2 220	0 0
DLA	TN Memphis	Defense Industrial Plant Equip		3 358	3 358	0 168
OCE	MD Baltimore	USA Engineer Dist Baltimore		3 477	3 388	0 358
OCE	FL Jacksonville	USA Engineer Dist Jacksonville		6 161	4 388	0 0
OCE	KY Louisville	USA Engineer Dist Louisville		1 858	1 161	0 0
OCE	AL Mobile	USA Engineer Dist Mobile		15 297	14 798	0 0
OCE	GA Savannah	USA Engineer Dist Savannah		3 214	3 297	0 0
OCE	TX Galveston	USA Engineer District Galveston		3 214	3 214	0 34
OCE	WV Huntington	USA Engineer District Huntington		25 4,644	25 4,644	1 153
OCE	MO Kansas City	USA Engineer District Kansas City		3 540	3 540	0 0
OCE	MO Kansas City	USA Engineer District Kansas City		3 543	3 540	0 0
OCE	TN Nashville	USA Engineer District Nashville		6 1,022	5 939	0 0
OCE	NE Omaha	USA Engineer District Omaha		3 210	4 144	0 0
OCE	PA Philadelphia	USA Engineer District Philadelphia		3 628	1 144	1 144
OCE	PA Pittsburgh	USA Engineer District Pittsburgh		6 260	5 515	0 0
OCE	OR Portland	USA Engineer District Portland		3 288	2 228	1 154
OCE	WA Seattle	USA Engineer District Seattle		11 676	1 51	0 49
OCE	MS St. Louis	USA Engineer District St. Louis		18 798	176	1 49
OCE	MS Vicksburg	USA Engineer District Vicksburg		4 224	233	0 0
OCE	AL Huntsville	USA Engineer Div Huntsville		2 224	224	0 0
OCE	MS Vicksburg	USA Engr Waterways Exp Station		20 1,436	536	0 0
ODA	CO Aurora	Civ Hlth&Med Prog/Uniformed Svcs		4 1,893	0	0 0
ODA	FL MacDill AFB	Commander US Spec Opns Cmd		3 1,693	1,693	0 0
ODA	IL Scott AFB	DECCO		7 3,182	2,623	0 0
ODA	DC Washington	Def Information Systems Agency		43 4,740	3,974	15 1,798
ODA	AL Maxwell AFB	Defense Commissary Agency		1 143	0	0 0
ODA	VA Fort Lee	Defense Commissary Agency		15 5,753	5,205	0 53
ODA	VA Reston	Defense Mapping Agency Sys Ctr		12 2,801	2,801	1 38
ODA	DC Washington	Defense Supply Svc - Washington		123 16,462	16,382	31 3,132
ODA	MD Bethesda	Uniformed Svcs U of Health Scien		1 321	321	1 321
ODA	DC Washington	Virginia Contracting Activity		121 42,546	42,172	4 780
TOTAL	7010 ADPE Configuration			5,094 807,290	3,902 733,741	531 86,929

Prepared by:

Washington Headquarters Services  
Directorate for Information  
Operations and Reports

# Prime Contract Awards by FSC/SVC and Purchasing Office in Excess of \$100,000

Dollars In Thousands

FY 1992

## 7020 ADP Central Processing Unit - Analog

DEPT	STATE	CITY	PURCHASE OFFICE	TOTAL ALL AWARDS ACTIONS	DOLLARS	U.S. BUSINESS ACTIONS	DOLLARS	SMALL BUSINESS ACTIONS	DOLLARS
ARMY	AL	Fort Rucker	Commander USA Aviation Center	7	359	7	359	1	38
ARMY	TX	Fort Sam Houston	Directorate of Contracting	10	446	1	49	0	0
ARMY	VA	Fort Belvoir	Ft Belvoir Dir of Contracting	3	112	0	0	0	0
ARMY	AK	Fort Richardson	HQ 6th Infantry Div/USA Garrison	5	249	0	0	0	0
ARMY	NJ	Picatinny Arsenal	HQ AMCCOM	6	221	0	0	0	0
ARMY	VA	Alexandria	Info Sys Selection & Acquis Agcy	1	8,219	1	8,219	1	8,219
ARMY	VA	Falls Church	National Guard Bureau	2	156	1	128	1	128
ARMY	MD	Aberdeen PROV GRND	USA Aberdeen Proving Ground	3	142	2	95	2	95
ARMY	AL	Huntsville	USA Engineer Division Huntsville	2	415	1	366	0	0
ARMY	HI	Fort Shafter	USA Support Command	16	966	11	724	0	0
ARMY	MI	Warren	USA Tank-Automotive Command	17	911	8	373	5	194
ARMY	NM	White Sands MSL RGE	USA White Sands Missile Range	1	285	0	0	0	0
ARMY	NY	New York	USAREUR Contracting Center	2	216	1	169	0	0
NAVY	IN	Indianapolis	NAC (Production Support B/633)	2	136	2	136	0	136
NAVY	PA	Philadelphia	NRCC Phila (Lg Purch)	2	173	0	0	2	136
NAVY	VA	Norfolk NS	Naval Computer & Telecommunicati	9	1,160	9	1,160	1	109
NAVY	CA	San Diego	Naval Computer And Telecommunica	1	959	1	959	0	0
NAVY	CA	Long Beach	Naval Regional Contracting Ctr	17	2,677	12	2,413	4	226
NAVY	DC	Naval Station	Naval Regional Contracting Ctr	2	996	2	996	0	0
NAVY	FL	Jacksonville	Naval Supply Center	2	112	1	79	1	79
NAVY	FL	Jacksonville NAS	Naval Supply Center	6	208	0	0	0	0
NAVY	SC	Charleston	Naval Supply Center	2	110	0	0	0	0
NAVY	SC	Charleston	Navy Coastal Systems Center	8	594	8	594	0	449
AIR FORCE	TN	Arnold ENG DEV CTR	AEDC/PKP Operational Contracting	1	318	1	318	0	0
AIR FORCE	OH	Wright Patterson AFB	Ogden ALC/PKO	3	570	2	507	1	429
AIR FORCE	UT	Hill AFB	USA Engineer Dist Savannah	1	425	0	0	0	0
OCE	GA	Savannah	Commander US Spec Opns Cmd	1	107	1	107	0	0
ODA	FL	MacDill AFB	Def Information Systems Agency	3	1,651	3	1,651	0	0
ODA	DC	Washington		7	5,069	6	5,034	0	0
<b>TOTAL</b>			<b>7020 ADP Central Processing Unit - Analog</b>	<b>178</b>	<b>31,255</b>	<b>92</b>	<b>26,803</b>	<b>25</b>	<b>10,160</b>

Prepared by:

Washington Headquarters Services  
Directorate for Information  
Operations and Reports

# Prime Contract Awards by FSC/SVC and Purchasing Office in Excess of \$100,000

Dollars In Thousands

FY 1992

7021 ADP Central Processing Unit - Digital

DEPT	STATE	CITY	PURCHASE OFFICE	TOTAL ALL AWARDS ACTIONS	DOLLARS	U. S. BUSINESS ACTIONS	DOLLARS	SMALL BUSINESS ACTIONS	BUSINESS DOLLARS
ARMY	NJ	Fort Dix	Commander USA Training Center	4	185	3	149	1	50
ARMY	VA	Fort Eustis	Director TRADOC Contrng Activity	4	151	4	151	0	0
ARMY	KY	Fort Campbell	Directorate of Contracting	13	524	0	0	0	0
ARMY	MD	Fort Meade	Directorate of Contracting	3	118	0	0	0	0
ARMY	VA	Fort Belvoir	Ft Belvoir Dir of Contracting	1	776	1	776	0	0
ARMY	VA	Warrenton	HQ US Army Garrison	6	1,922	6	1,922	3	1,363
ARMY	AR	Pine Bluff	Pine Bluff Arsenal	4	352	3	167	1	44
ARMY	TX	Fort Hood	US Army OPTEC Contrng Activity	2	152	2	152	1	117
ARMY	MD	Aberdeen PROV GRND	USA Aberdeen Proving Ground	4	987	3	178	3	178
ARMY	IL	Granite City	USA Charles Melvin Price Support	6	310	3	34	1	34
ARMY	NJ	Fort Monmouth	USA Comm & Electronics Command	12	1,994	12	1,994	1	342
ARMY	VA	Fort Belvoir	USA Intelligence & Security Cmd	2	178	2	67	0	0
ARMY	CA	San Francisco	USA Korea Contracting Agency	4	137	2	68	0	0
ARMY	AL	Redstone Arsenal	USA Missile Command	9	638	9	638	0	0
ARMY	HI	Fort Shafter	USA Support Command	2	1,584	2	1,584	1	1,078
ARMY	NM	White Sands MSL RGE	USA White Sands Missile Range	4	332	3	301	1	27
ARMY	AZ	Yuma	USA Yuma Proving Ground	1	110	1	110	1	110
ARMY	CO	Colorado Springs	USAR Space	4	220	4	220	4	220
ARMY	NY	New York	USAREUR Contracting Center	3	205	2	180	0	0
NAVY	IN	Indianapolis	NAC (Services Branch B/634)	1	804	1	804	0	0
NAVY	PA	Philadelphia	NRCC Phila (Lg Purch)	4	554	4	554	1	332
NAVY	PA	Philadelphia	Naval Aviation Support Office	3	4,950	2	5,016	0	0
NAVY	CA	San Diego	Naval Regional Contracting Ctr	2	135	2	135	2	135
NAVY	DC	Naval Station	Naval Regional Contracting Ctr	3	145	1	82	0	0
NAVY	DC	Washington	Naval Sea Systems Command	18	1,756	16	1,613	1	33
NAVY	MD	Indian Head NOS	Naval Sea Systems Command Automa	1	189	1	189	0	0
NAVY	FL	Jacksonville	Naval Supply Center	2	100	1	100	2	100
NAVY	FL	Pensacola NAS	Naval Supply Center	4	277	3	246	0	0
NAVY	VA	Norfolk	Naval Supply Center	1	656	1	656	0	0
NAVY	MD	White Oak	Naval Surface Weapons Center	2	168	1	31	0	86-
NAVY	VA	Dahlgren	Naval Surface Weapons Center	2	525	3	525	1	51
NAVY	FL	Orlando NTC	Naval Training Systems Center	4	203	3	154	1	66
NAVY	RI	Naval USC	Naval Underwtr Sys Ctr (Code 922)	2	104	1	66	1	1,619
NAVY	CA	China Lake NWC	Naval Weapons Center	17	2,529	7	1,307	5	0
NAVY	IN	Crane NAVWSC	Naval Weapons Support Center	5	307	5	307	0	0
NAVY	SC	Charleston	Navy Coastal Systems Center	3	560	3	560	1	472
NAVY	PA	Mechanicsburg	Navy Ships Parts Control Center	18	1,068	17	1,038	3	212
NAVY	CA	San Diego Naval Publ	Public Works Center	2	102	2	102	0	0
AIR FORCE	CO	Peterson AFB	21ST CONS/LGC	4	891	3	859	3	859
AIR FORCE	CO	Lowry AFB	3415 CONS/CC	16	1,775	16	1,775	3	987

Prepared by:

Washington Headquarters Services  
Directorate for Information  
Operations and Reports

# Prime Contract Awards by FSC/SVC and Purchasing Office in Excess of \$100,000

Dollars In Thousands

FY 1992

7021 ADP Central Processing Unit - Digital

DEPT	STATE	CITY	PURCHASE OFFICE	TOTAL ALL AWARDS ACTIONS	TOTAL ALL AWARDS DOLLARS	U.S. BUSINESS ACTIONS	U.S. BUSINESS DOLLARS	SMALL BUSINESS ACTIONS	SMALL BUSINESS DOLLARS
AIR	FORCE	NM	Holloman AFB	3	191	3	191	0	0
AIR	FORCE	CA	Sunnyvale	1	103	1	103	0	0
AIR	FORCE	MD	Andrews AFB	2	474	1	425	0	0
AIR	FORCE	CA	Edwards AFB	2	181	1	38	1	38
AIR	FORCE	OH	Wright Patterson AFB	29	1,478	22	1,059	3	260
AIR	FORCE	OK	Tinker AFB	5	137	5	137	1	30
AIR	FORCE	MA	Hanscom AFB	3	284	3	284	0	0
AIR	FORCE	UT	Hill AFB	2	124	2	124	0	0
AIR	FORCE	OK	Tinker AFB	1	210	1	210	0	0
AIR	FORCE	NM	Kirtland AFB	1	302	1	302	1	302
AIR	FORCE	NY	Griffiss AFB	5	5,179	5	5,179	0	0
AIR	FORCE	AL	Maxwell AFB	7	832	6	733	0	0
AIR	FORCE	TX	Kelly AFB	2	2,260	2	2,260	0	0
AIR	FORCE	GA	Robins AFB	3	719	3	719	1	57
DLA		VA	Alexandria	2	352	2	352	2	352
DLA		VA	Richmond	57	2,065	2	0	0	0
OCE		TX	Fort Worth	2	107	0	0	0	0
OCE		TX	Fort Worth	6	277	3	189	3	189
ODA		NM	Walla Walla	2	262	2	262	2	262
ODA		NM	Kirtland AFB	5	2,870	5	2,870	2	2,870
ODA		DC	Washington	5	870	5	870	5	870
<b>TOTAL 7021 ADP Central Processing Unit - Digital</b>				<b>395</b>	<b>49,369</b>	<b>255</b>	<b>42,210</b>	<b>65</b>	<b>13,052</b>

Prepared by:

Washington Headquarters Services  
Directorate for Information  
Operations and Reports

# Prime Contract Awards by FSC/SVC and Purchasing Office in Excess of \$100,000

Dollars In Thousands

FY 1992

## 7022 ADP Central Processing Unit - Hybrid

DEPT	STATE	CITY	PURCHASE OFFICE	TOTAL ALL AWARDS ACTIONS	DOLLARS	U.S. BUSINESS ACTIONS	DOLLARS	SMALL BUSINESS ACTIONS	DOLLARS
NAVY	DC	Washington	Information Technology Acquisiti	6	274	6	274	0	0
AIR FORCE	CO	Peterson AFB	21ST CONS/LGC	1	241	1	241	1	241
AIR FORCE	TN	Arnold ENG DEV CTR	AEDC/PKP Operational Contracting	1	241	1	241	1	241
AIR FORCE	OH	Wright Patterson AFB	AFBASC/PKW	2	536	0	0	0	0
<b>TOTAL</b>	<b>7022 ADP</b>	<b>Central Processing Unit - Hybrid</b>		<b>18</b>	<b>1,502</b>	<b>10</b>	<b>820</b>	<b>2</b>	<b>482</b>

Prepared by:

Washington Headquarters Services  
Directorate for Information  
Operations and Reports



# Prime Contract Awards by FSC/SVC and Purchasing Office in Excess of \$100,000

Dollars In Thousands

FY 1992

## 7025 ADP Input/output and Storage Devices

DEPT	STATE	CITY	PURCHASE OFFICE	TOTAL ALL AWARDS ACTIONS	DOLLARS	U S. BUSINESS ACTIONS	DOLLARS	SMALL BUSINESS ACTIONS	DOLLARS
ARMY	AL	Anniston	Anniston Army Depot	3	146	2	104	0	0
ARMY	TX	Fort Sam Houston	Brooke Army Medical Center	2	100	0	104	0	0
ARMY	PA	Carlisle	Carlisle Barracks	1	104	1	104	0	0
ARMY	KS	Fort Leavenworth	Commander USA Combined Arms Ctr	2	158	2	158	0	0
ARMY	GA	Fort Benning	Commander USA Infantry Center	3	103	0	103	0	0
ARMY	AZ	Fort Huachuca	Commander USA Info Systems Cmd	5	372	3	114	0	0
ARMY	IN	FT Benjamin Harrison	Commander USA Soldier Support	35	11,618	28	10,994	0	0
ARMY	VA	Fort Ord	Director TRADOC Contrng Activity	4	187	0	0	0	0
ARMY	CA	Fort Ord	Directorate of Contracting	12	4,424	7	4,068	0	0
ARMY	CA	Presidio	Directorate of Contracting	9	210	3	208	3	208
ARMY	CO	Fort Carson	Directorate of Contracting	6	299	0	0	0	0
ARMY	GA	Fort McPherson	Directorate of Contracting	2	299	1	251	0	0
ARMY	IL	Fort Sheridan	Directorate of Contracting	1	629	1	629	0	629
ARMY	KS	Fort Riley	Directorate of Contracting	12	1,491	6	969	2	59
ARMY	KY	Fort Campbell	Directorate of Contracting	7	41	4	41	1	41
ARMY	LA	Fort Polk	Directorate of Contracting	7	205	4	113	0	0
ARMY	NC	Fort Bragg	Directorate of Contracting	8	408	2	161	0	0
ARMY	TX	Fort Hood	Directorate of Contracting	32	3,326	25	3,062	0	0
ARMY	TX	Fort Sam Houston	Directorate of Contracting	14	500	0	0	0	0
ARMY	WA	Fort Lewis	Directorate of Contracting	6	232	0	0	0	0
ARMY	GA	Fort McPherson	FORSCOM Central Contracting Off	3	469	0	0	0	0
ARMY	VA	Fort Belvoir	Ft Belvoir Dir of Contracting	13	1,312	3	898	3	898
ARMY	MD	Fort Ritchie	HQ 7th Signal Cmd & Ft Ritchie	16	3,157	3	2,706	3	2,706
ARMY	NJ	Picatinny Arsenal	HQ AMCCOM	28	1,385	6	309	2	117
ARMY	VA	Warrenton	HQ US Army Garrison	6	220	3	103	3	103
ARMY	VA	Alexandria	Info Sys Selection & Acquis Agcy	19	38,647	18	38,479	2	4,102
ARMY	PA	Chambersburg	Letterkenny Army Depot	14	251	3	194	0	0
ARMY	NJ	Bayonne	MTMC Eastern Area	5	142	0	0	0	0
ARMY	OK	McAlester	McAlester Army Ammunition Plant	4	279	2	111	0	0
ARMY	AR	Pine Bluff	Pine Bluff Arsenal	4	433	4	433	0	0
ARMY	TX	Texarkana	Red River Army Depot	4	298	2	279	0	0
ARMY	IL	Rock Island	Rock Island Arsenal	26	2,986	17	2,594	4	837
ARMY	CA	Sacramento	Sacramento Army Depot	6	1,453	2	1,306	4	1,306
ARMY	TX	Fort Hood	US Army OPTEC Contracting Activity	2	107	1	75	1	75
ARMY	MD	Aberdeen PROV GRND	USA Aberdeen Proving Ground	33	1,520	9	536	6	235
ARMY	NJ	Fort Monmouth	USA Comm & Electronics Command	40	43,717	34	42,712	20	37,478
ARMY	TX	Fort Sam Houston	USA Health Services Command	3	129	0	0	0	0
ARMY	VA	Fort Belvoir	USA Intelligence & Security Cmd	6	284	1	76	1	76
ARMY	CA	San Francisco	USA Korea Contracting Agency	38	3,259	35	3,137	1	263
ARMY	MD	Fort Detrick	USA Medical Research	35	4,085	11	3,023	0	0

Prepared by:

Washington Headquarters Services  
Directorate for Information  
Operations and Reports

# Prime Contract Awards by FSC/SVC and Purchasing Office in Excess of \$100,000

Dollars In Thousands

FY 1992

## 7025 ADP Input/output and Storage Devices

DEPT	STATE	CITY	PURCHASE OFFICE	TOTAL ALL AWARDS ACTIONS	TOTAL ALL AWARDS DOLLARS	U.S. BUSINESS ACTIONS	U.S. BUSINESS DOLLARS	SMALL BUSINESS ACTIONS	SMALL BUSINESS DOLLARS
ARMY	NY	West Point	MIL RES	5	383	3	242	2	109
ARMY	AL	Redstone Arsenal	USA Military Academy	20	2,442	12	1,730	5	351
ARMY	MA	Natick	USA Missile Command	2	2,236	1	86	1	86
ARMY	FL	Miami	USA Natick Resch Devl & Engrng	3	169	2	82	0	27
ARMY	HI	Fort Shafter	USA South USA Garrison - Panama	18	1,597	12	1,205	1	593
ARMY	MI	Warren	USA Support Command	20	1,220	11	851	8	347
ARMY	NM	White Sands	USA Tank-Automotive Command	9	556	4	506	2	33
ARMY	AZ	Yuma	USA White Sands Missile Range	4	247	2	97	1	0
ARMY	CO	Colorado Springs	USAR Space	8	531	0	0	0	0
ARMY	NY	New York	USAREUR Contracting Center	4	721	2	123	0	0
ARMY	AL	Montgomery	USPFD for Alabama	9	334	4	146	0	36
ARMY	AZ	Phoenix	USPFD for Arizona	6	280	4	189	0	0
ARMY	FL	Saint Augustine	USPFD for Florida	3	117	1	27	0	0
ARMY	OR	Salem	USPFD for Oregon	4	279	2	111	0	0
ARMY	PA	Annville	USPFD for Pennsylvania	4	647	0	647	1	105
ARMY	SC	Columbia	USPFD for South Carolina	5	214	0	0	0	0
ARMY	DC	Washington	Walter Reed Army Medical Center	6	431	0	431	0	0
ARMY	MD	Bethesda	David Taylor Naval Ship R&D Ctr	59	2,983	22	1,415	7	316
ARMY	DC	Washington	Information Technology Acquisiti	57	6,131	50	5,832	46	4,659
ARMY	DC	Washington	Marine Corps (Lg Purch)	1	122	1	43	0	0
ARMY	PA	Philadelphia	Naval Air Development Center	4	393	1	43	0	0
ARMY	PA	Warminster	Naval Air Station	5	206	1	393	0	0
ARMY	CA	San Diego	Naval Air Station	3	5,736	0	0	0	0
ARMY	MD	Patuxent River	NATC	3	182	3	5,736	0	176
ARMY	PA	Philadelphia	Naval Air Warfare Center, Aircra	8	211	5	459	1	74
ARMY	CA	Long Beach	Naval Aviation Support Office	5	1,970	0	0	0	0
ARMY	DC	Naval Station	Naval Regional Contracting Ctr	2	1,323	7	1,851	0	244
ARMY	NY	New York	Naval Regional Contracting Ctr	10	28,584	0	0	0	219
ARMY	DC	Naval RES LAB	Naval Research Laboratory	5	256	5	23,397	3	219
ARMY	DC	Washington	Naval Research Laboratory	22	28,584	17	23,397	0	0
ARMY	DC	National Visitor Cen	Naval Sea Systems Command	1	432	1	62	0	62
ARMY	CA	Mare ISL NAV SHIPYD	Naval Shipyard	5	183	1	288	1	288
ARMY	CA	Oakland	Naval Supply Center	4	861	0	0	0	0
ARMY	FL	Jacksonville	Naval Supply Center	5	253	1	166	0	77
ARMY	FL	Pensacola	Naval Supply Center	14	1,484	2	152	1	152
ARMY	SC	Charleston	Naval Supply Center	5	1,992	7	1,388	2	652
ARMY	VA	Norfolk	Naval Supply Center	10	1,992	17	1,484	6	619
ARMY	WA	Bremerton	Naval Surface Weapons Center	34	1,992	15	1,216	8	619
ARMY	VA	Dahlgren	Naval Surface Weapons Center						

Prepared by:

Washington Headquarters Services  
Directorate for Information  
Operations and Reports

# Prime Contract Awards by FSC/SVC and Purchasing Office In Excess of \$100,000

Dollars In Thousands  
FY 1992

## 7025 ADP Input/output and Storage Devices

DEPT	STATE	CITY	PURCHASE OFFICE	TOTAL ALL ACTIONS	AWARDS DOLLARS	U.S. BUSINESS ACTIONS	U.S. BUSINESS DOLLARS	SMALL BUSINESS ACTIONS	SMALL BUSINESS DOLLARS
NAVY	CA	China Lake	Naval Weapons Center	14	757	6	463	6	463
NAVY	CA	Seal Beach	Naval Weapons Station	1	205	1	205	1	205
NAVY	IN	Crane	Naval Weapons Support Center	7	740	0	0	0	0
NAVY	SC	Charleston	Naval Weapons Systems Center	2	141	1	94	0	0
NAVY	CA	Vallejo	Navy Coastal Systems Eng Ctr	3	105	0	0	0	0
NAVY	CA	San Diego	Navy Electronics Systems Eng Ctr	5	265	0	0	0	0
NAVY	CA	San Diego	Navy Ocean System Center Code 6	7	462	3	198	2	153
NAVY	CA	San Diego	Navy Ocean System Center Code 70	2	114	1	86	1	86
NAVY	CA	San Diego	Navy Ocean System Center NPRDC	5	307	0	0	0	0
NAVY	CA	San Diego	Navy Ocean System Cntr Code 90	1	274	1	274	0	0
NAVY	PA	Philadelphia	Navy Ship Sys Engrng Station	61	4,916	60	4,884	9	669
NAVY	PA	Mechanicsburg	Navy Ships Parts Control Center	2	4,365	2	4,365	0	0
NAVY	DC	Washington	Office Of Naval Research	5	838	5	838	4	687
NAVY	DC	Portsmouth	Portsmouth Naval Shipyard	21	979	1	148	0	0
NAVY	NH	Portsmouth	Strategic Systems Project Office	24	1,993	8	1,360	5	1,258
AIR FORCE	FL	MacDill	1 TFW/LGC	19	1,917	13	1,675	0	0
AIR FORCE	TX	Hickam	12 CONS/CC	30	1,124	13	1,513	1	32
AIR FORCE	HI	Hickam	15 CONS/LGC	14	1,260	5	495	2	104
AIR FORCE	CA	San Francisco	18 CONS/LGC	4	159	1	55	0	0
AIR FORCE	CA	San Francisco	21ST CONS/LGC	4	190	3	126	1	27
AIR FORCE	CO	Peterson	30th CONS/PKOD	4	190	3	143	0	0
AIR FORCE	CA	Vandenberg	314 CONS/LGC	4	159	3	126	1	27
AIR FORCE	AR	Little Rock	3415 CONS/CC	4	190	3	143	0	0
AIR FORCE	CD	Lowry	366 TFW/LGC	14	1,140	4	1,140	1	194
AIR FORCE	ID	Mountain Home	374 CONS/LGC	3	630	3	589	0	0
AIR FORCE	CA	San Francisco	375 CONS/LGC	11	422	10	589	0	0
AIR FORCE	IL	Scott	392 CONS/CC	37	3,314	10	2,257	3	2,170
AIR FORCE	TX	Goodfellow	394 CONS/CC	5	422	4	174	1	0
AIR FORCE	TX	Lackland	432 CONS/CC	10	197	5	197	0	0
AIR FORCE	TX	Sheppard	436 CONS/LGC	6	106	6	197	0	0
AIR FORCE	CA	San Francisco	450 ABW/LGC	2	207	0	68	0	0
AIR FORCE	DE	Dover	49 TFW/LGC	4	463	1	42	0	0
AIR FORCE	VA	Langley	60 CONS/LGC	12	402	1	55	0	0
AIR FORCE	NM	Holloman	63 CONS/LGC	3	154	1	154	0	0
AIR FORCE	CA	Travis	832 AD/LGC	2	282	1	154	0	0
AIR FORCE	CA	Norton	834 ABW/LGC	1	243	2	243	1	45
AIR FORCE	AZ	Luke	94 LG/LGC	4	176	0	0	1	243
AIR FORCE	FL	Hurlburt Field	AFDTC/PKO	22	1,139	10	409	0	0
AIR FORCE	GA	Dobbins	AFDTC/PKR	46	3,246	12	485	1	53
AIR FORCE	FL	Eglin	AFDTC/PKR	4	9,024	4	485	0	0
AIR FORCE	FL	Eglin	AFDTC/PKR	5	9,301	4	9,024	3	8,337
AIR FORCE	CA	Edwards	AFDTC/PKB	5	0	0	0	0	0

Prepared by:

Washington Headquarters Services  
Directorate for Information Operations and Reports

# Prime Contract Awards by FSC/SVC and Purchasing Office in Excess of \$100,000

Dollars In Thousands  
FY 1992

## 7025 ADP Input/output and Storage Devices

DEPT	STATE	CITY	PURCHASE OFFICE	TOTAL ALL AWARDS ACTIONS	DOLLARS	U.S. BUSINESS ACTIONS	DOLLARS	SMALL BUSINESS ACTIONS	BUSINESS DOLLARS
AIR FORCE	CA	Edwards AFB	AFFTC/PKRA R&D Contracts FTC	2	159	2	159	1	46
AIR FORCE	CA	Edwards AFB	AFFTC/PKRB	9	3,065	6	2,600	1	40
AIR FORCE	OH	Newark Air Force Sta	AGMC/PK	2	522	1	35	1	35
AIR FORCE	OH	Wright Patterson AFB	AFBASC/PKW	11	1,091	8	977	6	839
AIR FORCE	LA	Barksdale AFB	BMW/LGC	13	472	8	292	0	0
AIR FORCE	MO	Whiteman AFB	CINCSAC/LGC	3	214	3	214	0	0
AIR FORCE	NE	Offutt AFB	CINCSAC/LGC	7	210	5	151	0	0
AIR FORCE	NE	Griffiss AFB	CINCSAC/LGC	12	486	10	418	2	72
AIR FORCE	NE	Offutt AFB	CINCSAC/LGCS	11	5,738	11	5,738	0	0
AIR FORCE	OK	Tinker AFB	CSC/PK	6	546	6	546	0	0
AIR FORCE	NY	New York	Det 3 7000 CONS/LGC	3	143	1	39	0	0
AIR FORCE	NY	New York	Det2 7000 CONS/LGC	22	1,195	15	1,020	0	0
AIR FORCE	CA	Norton AFB	Detachment 42/PK	5	277	1	40	0	0
AIR FORCE	MA	Hanscom AFB	ESC/PKU Base Contracts	213	82,186	189	81,219	185	80,918
AIR FORCE	MA	Hanscom AFB	ESC/PKX Contracting Services Div	1	1,849	1	1,849	0	0
AIR FORCE	TX	San Antonio	HQ ESC/LEC Operational Contrng	9	562	5	435	1	92
AIR FORCE	FL	Tyndall AFB	HQ USAF ADWC/LGC	20	1,360	17	1,268	0	0
AIR FORCE	TX	Brooks AFB	HSC/PKO	2	684	2	684	1	605
AIR FORCE	NY	New York	OL-A Det2 7000 CONS/LGC	5	400	0	0	0	0
AIR FORCE	UT	Hill AFB	Ogden ALC/LAK	2	139	0	95	0	0
AIR FORCE	UT	Hill AFB	Ogden ALC/PKO	83	8,322	56	4,547	37	2,844
AIR FORCE	OK	Tinker AFB	OKlahoma City ALC/PKO	68	5,592	57	5,254	22	2,959
AIR FORCE	NM	Kirtland AFB	PL/PKO Operational Contracting	19	777	4	725	0	0
AIR FORCE	NM	Kirtland AFB	PL/PKR R&D Contracts	7	725	7	725	7	725
AIR FORCE	NM	Kirtland AFB	PL/PKR R&D Contracts Ctr Sup	6	2,334	6	2,334	6	2,334
AIR FORCE	CA	Los Angeles	SMC/PKD Operational Contracting	8	335	1	370	0	0
AIR FORCE	AL	Maxwell AFB	SSC/PK Gunter Annex	4	4,971	4	4,971	0	0
AIR FORCE	CA	McClellan AFB	Sacramento ALC/LMK	4	2,490	4	1,700	0	0
AIR FORCE	CA	McClellan AFB	Sacramento ALC/PKO	5	708	7	1,708	4	130
AIR FORCE	TX	Kelly AFB	San Antonio ALC/LDK	1	1,020	1	1,020	0	0
AIR FORCE	TX	Kelly AFB	San Antonio ALC/PK	5	4,457	5	4,457	0	0
AIR FORCE	TX	Kelly AFB	San Antonio ALC/PKO	5	5,473	22	2,966	10	2,299
AIR FORCE	GA	Robins AFB	Warner Robins ALC/LKK	8	405	8	405	6	187
AIR FORCE	GA	Robins AFB	Warner Robins ALC/PKO	12	747	8	406	5	187
DLA	VA	Alexandria	DLA ADP/Telecomm Contracting Off	54	32,572	46	31,947	5	1,281
DLA	OH	Dayton	Defense Electronics Supply Ctr	10	441	10	441	7	221
DLA	VA	Richmond	Defense General Supply Center	10	415	9	366	3	178
DLA	TN	Memphis	Defense Industrial Plant Equip	3	132	1	42	0	0
DLA	PA	Philadelphia	Defense Industrial Supply Center	1	136	1	136	0	0
OCE	AR	Little Rock	USA Engineer Dist Little Rock	1	100	2	100	0	0

Prepared by:

Washington Headquarters Services  
Directorate for Information  
Operations and Reports

# Prime Contract Awards by FSC/SVC and Purchasing Office in Excess of \$100,000

Dollars In Thousands

FY 1992

## 7025 ADP Input/output and Storage Devices

DEPT	STATE	CITY	PURCHASE OFFICE	TOTAL ALL AWARDS ACTIONS	AWARDS DOLLARS	U. S. ACTIONS	U. S. BUSINESS DOLLARS	SMALL ACTIONS	BUSINESS DOLLARS
OCE	IL	Rock Island	USA Engineer Dist Rock Island	4	155	1	38	0	0
OCE	WA	Seattle	USA Engineer District Seattle	5	243	5	243	1	43
OCE	MO	St. Louis	USA Engineer District St. Louis	2	562	2	562	2	562
OCE	MS	Vicksburg	USA Engr Waterways Exp Station	7	313	4	199	0	0
ODA	FL	MacDill AFB	Commander US Spec Opns Cmd	2	214	2	214	1	114
ODA	IL	Scott AFB	DECCO	9	352	8	325	2	69
ODA	DC	Washington	Def Information Systems Agency	3	1,027	2	919	0	0
ODA	VA	Reston	Defense Mapping Agency Sys Ctr	7	1,427	2	72	1	28
ODA	DC	Washington	Defense Supply Svc - Washington	11	919	9	798	1	33
ODA	DC	Washington	On-Site Inspection Agency	3	108	0	0	0	0
ODA	DC	Washington	Virginia Contracting Activity	22	4,655	17	4,368	15	4,002
TOTAL	7025 ADP	Input/output and Storage Devices		2,216	425,226	1,304	370,264	546	174,515

Prepared by:

Washington Headquarters Services  
Directorate for Information  
Operations and Reports

# Prime Contract Awards by FSC/SVC and Purchasing Office in Excess of \$100,000

Dollars In Thousands

FY 1992

## 7030 ADP Software

DEPT	STATE	CITY	PURCHASE OFFICE	TOTAL ALL AWARDS ACTIONS	DOLLARS	U.S. BUSINESS ACTIONS	DOLLARS	SMALL BUSINESS ACTIONS	DOLLARS
ARMY	TX	Fort Bliss	Cdr USA Air Defense Artillery	1	108	1	108	0	0
ARMY	KS	Fort Leavenworth	Commander USA Combined Arms Ctr	3	103	1	43	0	0
ARMY	AZ	Fort Huachuca	Commander USA Info Systems Cnd	3	243	2	134	1	79
ARMY	IN	FT Benjamin Harrison	Commander USA Soldier Support	12	715	5	409	2	122
ARMY	TX	Corpus Christi	Corpus Christi Army Depot	1	227	1	227	0	0
ARMY	VA	Fort Eustis	Director TRADOC Conting Activity	26	1,382	13	897	11	720
ARMY	CA	Fort Ord	Directorate of Contracting	9	1,683	6	558	4	175
ARMY	CA	Presidio	Directorate of Contracting	2	132	0	0	0	0
ARMY	CO	Fort Carson	Directorate of Contracting	7	331	1	93	1	93
ARMY	GA	Fort McPherson	Directorate of Contracting	13	500	3	122	3	122
ARMY	KS	Fort Riley	Directorate of Contracting	5	332	3	255	3	255
ARMY	MD	Fort Meade	Directorate of Contracting	6	270	0	0	0	0
ARMY	NC	Fort Bragg	Directorate of Contracting	7	367	4	261	3	204
ARMY	TX	Fort Hood	Directorate of Contracting	12	517	6	301	3	301
ARMY	TX	Fort Sam Houston	Directorate of Contracting	19	1,112	9	700	1	48
ARMY	WA	Fort Lewis	Directorate of Contracting	17	1,687	4	233	1	39
ARMY	GA	Fort McPherson	FORSOOM Central Contracting Off	1	120	0	0	0	0
ARMY	VA	Fort Belvoir	Ft Belvoir Dir of Contracting	32	4,527	4	1,843	4	1,643
ARMY	AK	Fort Richardson	HQ 6th Infantry Div/USA Garrison	5	1,166	1	45	1	45
ARMY	MD	Fort Ritchie	HQ 7th Signal Cnd & Ft Ritchie	24	1,860	4	709	3	148
ARMY	NJ	Picatinny Arsenal	HQ AMCCOM	13	1,202	4	710	2	112
ARMY	VA	Warrenton	HQ US Army Garrison	7	850	3	800	2	547
ARMY	AZ	Fort Huachuca	HQ USAISC	3	813	1	800	1	800
ARMY	VA	Alexandria	Info Sys Selection & Acquis Agcy	5	438	4	388	0	0
ARMY	PA	Chambersburg	Letterkenny Army Depot	4	590	2	502	0	0
ARMY	VA	Alexandria	MDMC Eastern Area	4	125	0	0	0	0
ARMY	NJ	Bayonne MDT	National Defense University	22	916	5	199	1	51
ARMY	DC	Washington	Pine Bluff Arsenal	2	117	1	53	0	0
ARMY	AR	Pine Bluff	Red River Army Depot	4	138	2	74	0	0
ARMY	TX	Texasarkana	Regional Contrng Off Seckenheim	2	205	1	112	0	0
ARMY	NY	New York	Rock Island Arsenal	4	129	1	103	0	0
ARMY	IL	Rock Island	Sacramento Army Depot	12	835	3	365	1	99
ARMY	CA	Sacramento	Tooele Army Depot	17	626	2	266	1	99
ARMY	UT	Tooele	US Army OPTEC Contracting Activity	2	308	1	0	0	0
ARMY	TX	Fort Hood	USA Aberdeen Proving Ground	4	146	0	0	0	0
ARMY	MD	Aberdeen PROV GRND	USA Aviation Systems Command	26	4,268	12	2,827	8	2,581
ARMY	MO	St. Louis	USA Charles Melvin Price Support	8	15,364	16	16,570	0	0
ARMY	IL	Granite City	USA Comm & Electronics Command	14	1,333	11	1,599	6	747
ARMY	NJ	Fort Monmouth	USA Engineer Division Huntsville	10	1,737	16	1,599	3	220
ARMY	AL	Huntsville		3	136	2	86	0	0

Prepared by:

Washington Headquarters Services  
Directorate for Information  
Operations and Reports

# Prime Contract Awards by FSC/SVC and Purchasing Office in Excess of \$100,000

Dollars In Thousands

FY 1992

7030 ADP Software

DEPT	STATE	CITY	PURCHASE OFFICE	TOTAL ALL AWARDS ACTIONS	TOTAL ALL AWARDS DOLLARS	U.S. BUSINESS ACTIONS	U.S. BUSINESS DOLLARS	SMALL BUSINESS ACTIONS	SMALL BUSINESS DOLLARS
ARMY	TX	Fort Sam Houston	USA Health Services Command	3	162	1	72	1	72
ARMY	VA	Fort Belvoir	USA Humphreys Engineer Center	2	149	0	0	0	0
ARMY	VA	Fort Belvoir	USA Intelligence & Security Cmd	8	322	0	0	0	0
ARMY	CA	San Francisco	USA Korea Contracting Agency	10	740	3	482	1	169
ARMY	MA	Watertown	USA Materials Tech Laboratory	1	125	1	125	1	125
ARMY	MD	Fort Detrick	USA Medical Research	4	313	2	67	1	38
ARMY	NY	West Point MIL RES	USA Military Academy	8	439	3	194	2	155
ARMY	AL	Redstone Arsenal	USA Missile Command	19	1,378	10	759	6	301
ARMY	FL	Miami	USA South USA Garrison - Panama	3	194	1	44	1	44
ARMY	HI	Fort Shafter	USA Support Command	7	460	1	58	1	58
ARMY	MI	Warren	USA Tank-Automotive Command	16	753	6	310	2	87
ARMY	NM	White Sands MSL RGE	USA White Sands Missile Range	8	335	1	34	1	34
ARMY	AZ	Yuma	USA Yuma Proving Ground	4	177	1	90	0	0
ARMY	NY	New York	USAREUR Contracting Center	9	345	1	29	0	0
ARMY	KS	Topeka	USPFO for Kansas	1	115	1	115	1	115
ARMY	TN	Nashville	USPFO for Tennessee	1	121	0	0	0	0
ARMY	DC	Washington	Walter Reed Army Medical Center	21	1,970	16	1,633	14	1,303
ARMY	NY	Watervliet	Watervliet Arsenal	6	1,234	4	130	2	126
ARMY	MD	Bethesda	David Taylor Naval Ship R&D Ctr	1	175	1	175	0	0
NAVY	DC	Washington	Information Technology Acquisiti	6	396	6	896	5	861
NAVY	DC	Washington	Marine Corps	49	3,428	11	1,813	4	1,096
NAVY	MD	Kansas City	Marine Corps Finance Center	3	154	0	0	0	0
NAVY	VA	Quantico MCD&EC	Marine Corps Systems Command	6	199	0	0	0	0
NAVY	IN	Indianapolis	NAC (Gen Cntrct Monitor B/663)	1	127	1	127	1	127
NAVY	IN	Indianapolis	NRCC Phila (Lg Purch)	3	414	0	0	0	0
NAVY	PA	Philadelphia	Naval Air Development Center	95	8,235	31	4,116	6	455
NAVY	PA	Warminster	Naval Air Station	15	906	14	824	7	418
NAVY	CA	Point Mugu	Naval Air Station	41	35,336	40	35,275	2	82
NAVY	CA	San Diego NS	Naval Air Warfare Center, Aircra	1	152	1	152	1	152
NAVY	MD	Patuxent River NATC	Naval Computer & Telecommunicati	6	512	0	0	0	0
NAVY	DC	Naval Audio Visual C	Naval Construction Battalion Ctr	1	133	1	133	0	0
NAVY	CA	San Diego	Naval Regional Contracting Ctr	1	248	1	248	0	0
NAVY	CA	San Diego	Naval Regional Contracting Ctr	1	144	1	144	0	0
NAVY	CA	Long Beach	Naval Regional Contracting Ctr	19	3,204	10	2,389	8	843
NAVY	CA	San Diego	Naval Regional Contracting Ctr	21	3,952	4	2,241	2	123
NAVY	DC	Naval Station	Naval Regional Contracting Ctr	39	3,461	8	1,173	4	789
NAVY	NY	New York	Naval Research Laboratory	1	384	0	0	0	0
NAVY	DC	Naval RES LAB	Naval Research Laboratory	6	384	4	274	2	196
NAVY	DC	Washington	Naval Research Laboratory	3	160	2	93	1	64
NAVY	DC	National Visitor Cen	Naval Sea Systems Command	2	438	2	438	2	438

Prepared by:

Washington Headquarters Services  
Directorate for Information  
Operations and Reports

# Prime Contract Awards by FSC/SVC and Purchasing Office in Excess of \$100,000

Dollars In Thousands

FY 1992

7030 ADP Software

DEPT	STATE	CITY	PURCHASE OFFICE	TOTAL ALL ACTIONS	AWARDS DOLLARS	U.S. BUSINESS ACTIONS	BUSINESS DOLLARS	SMALL BUSINESS ACTIONS	BUSINESS DOLLARS
NAVY	DC	Washington	Naval Sea Systems Command	6	232	0	0	0	0
NAVY	CA	Oakland	Naval Supply Center	3	223	2	187	2	187
NAVY	FL	Jacksonville	Naval Supply Center	8	245	1	27	0	0
NAVY	FL	Pensacola	Naval Supply Center	10	421	2	85	0	0
NAVY	HI	Pearl Harbor	Naval Supply Center	4	242	2	107	1	34
NAVY	VA	Norfolk	Naval Supply Center	12	766	7	561	5	432
NAVY	FL	Jacksonville	Naval Supply Ctr (code 2000.10)	2	111	1	48	1	48
NAVY	VA	Dahlgren	Naval Surface Weapons Center	34	5,917	20	5,072	12	4,085
NAVY	FL	Orlando	Naval Training Systems Center	5	4,356	2	4,210	2	4,210
NAVY	RI	Naval USC	Naval Undersea Warfare Center	3	133	1	37	0	0
NAVY	RI	Naval USC	Naval Underwtr Sys Ctr (Code 922)	10	421	7	303	4	192
NAVY	CA	China Lake	Naval Weapons Center	15	866	8	581	4	153
NAVY	IN	Crane	Naval Weapons Support Center	5	430	2	322	1	95
NAVY	SC	Charleston	Navy Coastal Systems Center	4	342	3	210	2	121
NAVY	CA	San Diego	Navy Ocean System Center Code 50	3	178	3	178	0	0
NAVY	CA	San Diego	Navy Ocean System Center NPRDC	4	167	3	137	1	50
NAVY	CA	San Diego	Navy Ocean System Cntr Code 90	9	286	1	52-	0	0
NAVY	DC	Washington	Office Of Naval Research	3	265	2	235	0	0
AIR FORCE	FL	MacDill	1 TFW/LGC	5	412	2	114	2	114
AIR FORCE	TX	Randolph	12 CONS/CC	15	1,052	5	324	0	0
AIR FORCE	HI	Hickam	15 CONS/LGC	14	1,473	3	96	0	0
AIR FORCE	CA	San Francisco	18 CONS/LGC	9	545	2	63	0	63
AIR FORCE	CO	Peterfson	21ST CONS/LGC	6	238	2	95	0	0
AIR FORCE	CA	San Francisco	336 CONS/LGC	6	538	3	285	0	0
AIR FORCE	CA	Lowry	3415 CONS/CC	9	775	5	633	0	0
AIR FORCE	CA	San Francisco	374 CONS/LGC	6	276	4	194	0	0
AIR FORCE	IL	Scott	375 CONS/LGC	33	13,408	26	12,295	0	0
AIR FORCE	NY	Plattsburgh	380 CONS/LGC	4	238	4	238	0	0
AIR FORCE	AL	Maxwell	3800 LS/LGCW	21	2,171	7	1,275	0	0
AIR FORCE	NY	New York	39 TACG/LGC	3	118	0	0	0	0
AIR FORCE	VA	Langley	4000 Cont Squadron	3	452	1	310	0	0
AIR FORCE	NY	New York	435 TAW/LGC Rhein/Main AB	3	131	0	0	0	0
AIR FORCE	VA	Langley	4500 ABW/LGC	30	1,717	5	612	0	0
AIR FORCE	FL	Patrick	45th CONS/PK	3	110	1	33	1	33
AIR FORCE	NM	Holloman	49 TFW/LGC	3	106	0	0	0	0
AIR FORCE	CA	Travis	60 CONS/LGC	2	208	1	31	0	0
AIR FORCE	CA	Sunnyvale	75C LSS/LGC	3	316	1	256	0	0
AIR FORCE	AZ	Williams	82 SPTG/LGC	3	356	0	0	0	0
AIR FORCE	FL	Hurlburt Field	834 ABW/LGC	8	372	0	0	0	0
AIR FORCE	FL	Eglin	AFDTC/PKO	39	2,554	17	1,435	0	0

Prepared by:

Washington Headquarters Services  
Directorate for Information  
Operations and Reports



# Prime Contract Awards by FSC/SVC and Purchasing Office in Excess of \$100,000

Dollars In Thousands  
FY 1992

7030 ADP Software

DEPT	STATE	CITY	PURCHASE OFFICE	TOTAL ALL ACTIONS	AWARDS DOLLARS	U.S. ACTIONS	BUSINESS DOLLARS	SMALL ACTIONS	BUSINESS DOLLARS
AIR FORCE	FL	Eglin AFB	AFDTC/PKR	8	2,708	8	2,708	2	76
AIR FORCE	CA	Edwards AFB	AFFTC/PKB	28	2,369	4	240	0	0
AIR FORCE	CA	Edwards AFB	AFFTC/PKRB	21	4,978	21	4,978	12	1,208
AIR FORCE	OH	Wright Patterson AFB	AFBASC/PKW	58	9,487	38	8,548	23	7,076
AIR FORCE	MT	Loring AFB	BMW/LGC	1	176	1	176	0	0
AIR FORCE	MT	Malmstrom AFB	CINCSAC/LGC	2	149	0	0	0	0
AIR FORCE	NE	Offutt AFB	CINCSAC/LGCS	43	4,264	40	4,155	4	461
AIR FORCE	OK	Tinker AFB	CSC/PK	6	121	4	191	0	0
AIR FORCE	NY	New York	Det 2 7000 CONS/LGC	1	121	1	121	1	121
AIR FORCE	NY	New York	Det 3 7000 CONS/LGC	3	141	2	97	0	0
AIR FORCE	NY	New York	Det 4 7000 CONS/LGC	12	336	4	0	0	0
AIR FORCE	NY	New York	Det2 7000 CONS/LGC	7	285	1	34	1	34
AIR FORCE	NY	New York	Det2 7275 CONS/LGC	2	117	1	47	0	0
AIR FORCE	MA	Hanscom AFB	ESC/AVK	7	8,597	7	8,597	0	0
AIR FORCE	MA	Hanscom AFB	ESC/PKU Base Contracts	128	16,984	75	14,828	61	13,904
AIR FORCE	MA	Hanscom AFB	ESC/SRK	1	235	1	235	0	0
AIR FORCE	MA	Hanscom AFB	HQ ESC/LEC Operational Contrng	10	509	4	187	3	127
AIR FORCE	TX	San Antonio	HQ USAF ADWC/LGC	2	104	2	104	0	0
AIR FORCE	FL	Tyndall AFB	HSC/PAK	4	308	1	190	0	0
AIR FORCE	TX	Brooks AFB	OL-A Det2 7000 CONS/LGC	3	878	0	0	0	0
AIR FORCE	NY	New York	OL-C Det 4 7000 CONS/LGC	4	150	0	0	0	0
AIR FORCE	NY	New York	Ogden ALC/LAK	1	356	0	0	0	0
AIR FORCE	UT	Hill AFB	Ogden ALC/PAK	35	3,885	22	3,249	17	2,114
AIR FORCE	OK	Tinker AFB	Oklahoma City ALC/PAK	12	388	8	190	6	62
AIR FORCE	OK	Tinker AFB	PL/PAK Operational Contracting	4	313	0	0	0	0
AIR FORCE	NM	Kirtland AFB	RL/PAKRL Image System Section	8	5,864	8	5,864	0	0
AIR FORCE	NY	Griffiss AFB	RL/PAKRM Intell System Section	2	5,742	2	5,742	0	0
AIR FORCE	CA	Los Angeles	SMC/PAK Operational Contracting	33	3,201	20	2,359	5	271
AIR FORCE	CA	Los Angeles	SMW/LGC	3	106	0	0	0	0
AIR FORCE	SD	Ft. Smiss AFB	SSC/PAK Gunter Annex	34	11,686	34	11,686	4	107
AIR FORCE	AL	Maxwell AFB	Sacramento ALC/LMK	2	1,992	0	0	0	0
AIR FORCE	CA	McClellan AFB	Sacramento ALC/PAK	10	1,724	8	657	3	131
AIR FORCE	CA	McClellan AFB	San Antonio ALC/PAK	17	1,379	10	1,100	4	797
AIR FORCE	TX	Kelly AFB	Warner Robins ALC/PAK	7	1,690	4	1,223	4	0
AIR FORCE	GA	Robins AFB	DLA ADP/Telecomm Contracting Off	150	33,240	138	32,248	15	2,525
DLA	VA	Alexandria	Def Contract Mgmt District South	4	203	0	0	0	0
DLA	GA	Marietta Campground	Def Contract Mgmt District West	2	432	1	355	1	355
DLA	CA	Los Angeles	Def Pers Spt Ctr (Instal Spt)	9	637	5	450	1	180
DLA	PA	Philadelphia	Def Reutilization & Marketing Sv	3	106	2	68	1	29
DLA	MI	Battle Creek	Defense Construction Supply Ctr	3	860	1	765	0	0
DLA	OH	Columbus							

Prepared by:

Washington Headquarters Services  
Directorate for Information  
Operations and Reports

# Prime Contract Awards by FSC/SVC and Purchasing Office in Excess of \$100,000

Dollars In Thousands  
FY 1992

## 7030 ADP Software

DEPT	STATE	CITY	PURCHASE OFFICE	TOTAL ALL AWARDS ACTIONS	DOLLARS	U. S. BUSINESS ACTIONS	DOLLARS	SMALL BUSINESS ACTIONS	DOLLARS
DLA	VA	Alexandria	Defense Fuel Supply Center	1	200	1	200	1	200
DLA	TN	Memphis	Defense Industrial Plant Equip	9	513	1	100	0	0
DLA	PA	Philadelphia	Defense Industrial Supply Center	4	1,472	4	1,472	0	0
OCE	VA	Fort Belvoir	Humphrey Engineer Supt Acty Ctr	6	287	0	0	0	0
OCE	MI	Detroit	USA Engineer District Detroit	5	246	3	153	1	43
OCE	WV	Huntington	USA Engineer District Huntington	22	2,047	22	2,047	0	0
OCE	TN	Nashville	USA Engineer District Nashville	4	478	4	478	0	0
OCE	MO	St. Louis	USA Engineer District St Louis	5	311	3	135	0	0
OCE	MS	Vicksburg	USA Engineer District Vicksburg	3	106	1	43	1	43
ODA	IL	Scott AFB	DECCO	10	1,181	5	575	1	43
ODA	DC	Washington	Def Information Systems Agency	17	3,978	12	3,725	2	131
ODA	DC	Washington	Def Mapping Agcy Hydro/Topo Ctr	2	108	0	0	0	0
ODA	DC	Washington	Def Nuclear Agency	5	803	3	724	0	0
ODA	DC	Washington	Defense Commissary Agency	6	1,003	1	800	0	0
ODA	VA	Fort Lee	Defense Mapping Agency Sys Ctr	4	209	4	209	3	173
ODA	VA	Reston	Defense Supply Svc - Washington	38	5,719	35	5,575	23	2,191
ODA	DC	Washington	On-Site Inspection Agency	1	167	0	0	0	0
ODA	DC	Washington	Virginia Contracting Activity	47	8,365	43	8,161	14	2,080
<b>TOTAL</b>			<b>7030 ADP Software</b>	<b>2,175</b>	<b>310,172</b>	<b>1,155</b>	<b>251,721</b>	<b>418</b>	<b>62,966</b>

Prepared by:

Washington Headquarters Services  
Directorate for Information  
Operations and Reports

# Prime Contract Awards by FSC/SVC and Purchasing Office in Excess of \$100,000

Dollars In Thousands  
FY 1992

## 7035 ADP Support Equip

DEPT	STATE	CITY	PURCHASE OFFICE	TOTAL ALL ACTIONS	AWARDS DOLLARS	U. S. ACTIONS	BUSINESS DOLLARS	SMALL ACTIONS	BUSINESS DOLLARS
ARMY	VA	Fort Eustis	Director TRADOC Contrng Activity	30	3,000	14	2,354	11	2,033
ARMY	GA	Fort McPherson	Directorate of Contracting	44	3,116	36	2,742	0	0
ARMY	LA	Fort Polk	Directorate of Contracting	3	194	1	126	0	0
ARMY	MD	Fort Meade	Directorate of Contracting	10	356	0	0	0	0
ARMY	NC	Fort Bragg	Directorate of Contracting	20	945	2	209	1	138
ARMY	TX	Fort Sam Houston	Directorate of Contracting	4	150	0	0	0	0
ARMY	WI	Fort McCoy	Directorate of Contracting	4	245	4	245	4	245
ARMY	GA	Fort McPherson	FORSOCOM Central Contracting Off	6	549	5	421	0	0
ARMY	VA	Fort Belvoir	Ft Belvoir Dir of Contracting	4	135	0	0	0	0
ARMY	MD	Fort Ritchie	HQ 7th Signal Cnd & Ft Ritchie	3	372	2	344	2	344
ARMY	IL	Rock Island	HQ AMCCOM	4	949	2	949	2	949
ARMY	NJ	Picatinny Arsenal	HQ AMCCOM	2	231	2	126	0	0
ARMY	VA	Fort Belvoir	HQ MTMC TOPS Proj Mgmt Office	7	741	7	741	0	0
ARMY	VA	Warrenton	HQ US Army Garrison	5	3,976	3	3,878	1	3,707
ARMY	AZ	Fort Huachuca	HQ USAISC	4	408	3	370	2	340
ARMY	VA	Alexandria	Info Sys Selection & Acquis Agcy	1	1,599	1	1,599	0	0
ARMY	NJ	Bayonne MOT	MTMC Eastern Area	5	1,467	1	53	0	0
ARMY	CA	Oakland	MTMC Western Area	12	816	10	745	0	0
ARMY	OK	McAlester	McAlester Army Ammunition Plant	6	265	0	0	0	0
ARMY	PA	Tobyhanna	Tobyhanna Army Depot	22	2,420	15	2,154	0	0
ARMY	UT	Tooele	Tooele Army Depot	1	225	1	225	0	0
ARMY	TX	Fort Hood	US Army OPTEC Contrctng Activity	16	2,635	7	2,317	1	225
ARMY	MD	Aberdeen PROV GRND	USA Aberdeen Proving Ground	15	1,628	7	1,285	7	1,285
ARMY	VA	Fort Belvoir	USA Belvoir Resch Devl & Engrng	1	208	1	208	0	0
ARMY	NJ	Fort Monmouth	USA Comm & Electronics Command	2	127	2	127	0	0
ARMY	AL	Huntsville	USA Engineer Division Huntsville	8	879	2	485	0	0
ARMY	MS	Vicksburg	USA Engineer Water-Ways Exp Sta	1	166	1	166	1	166
ARMY	CA	San Francisco	USA Korea Contracting Agency	3	117	0	0	0	0
ARMY	MD	Fort Detrick	USA Medical Research	12	425	0	0	0	0
ARMY	AL	Redstone Arsenal	USA Missile Command	7	5,587	7	5,587	0	287
ARMY	MA	Natick	USA Natick Resch Devl & Engrng	2	114	0	0	0	0
ARMY	HI	Fort Shafter	USA Support Command	3	162	1	51	0	0
ARMY	MI	Warren	USA Tank-Automotive Command	8	376	3	121	3	121
ARMY	AZ	Yuma	USA Yuma Proving Ground	3	105	1	28	1	28
ARMY	CO	Colorado Springs	USAR Space	1	118	1	118	1	118
ARMY	NY	New York	USAREUR Contracting Center	5	289	3	220	3	220
ARMY	DC	Washington	Walter Reed Army Medical Center	3	108	0	0	0	0
NAVY	DC	Washington	Information Technology Acquisiti	129	31,473	129	31,473	0	450
NAVY	DC	Washington	Marine Corps	19	1,407	8	967	2	241
NAVY	IN	Indianapolis	NAC (ARC-182 Branch/614)	1	671	1	671	0	0

Prepared by:

Washington Headquarters Services  
Directorate for Information  
Operations and Reports

# Prime Contract Awards by FSC/SVC and Purchasing Office in Excess of \$100,000

Dollars In Thousands  
FY 1992

7035 ADP Support Equip

DEPT	STATE	CITY	PURCHASE OFFICE	TOTAL ALL AWARDS ACTIONS	AWARDS DOLLARS	U. S. BUSINESS ACTIONS	U. S. BUSINESS DOLLARS	SMALL BUSINESS ACTIONS	SMALL BUSINESS DOLLARS
NAVY	IN	Indianapolis	NAC (Production Support B/633)	11	962	10	884	8	762
NAVY	IN	Indianapolis	NRC (Services Branch B/634)	1	374	1	374	1	374
NAVY	PA	Philadelphia	NRCC Phila (Lg Purch)	28	2,173	13	1,003	6	440
NAVY	MD	White Oak	Nav Surface Weapons Ctr Br S28	8	352	0	0	0	0
NAVY	PA	Warminster	Naval Air Development Center	2	119	0	0	0	0
NAVY	CA	Point Mugu	Naval Air Station	2	146	1	54	0	0
NAVY	DC	Washington	Naval Air Systems Command	18	6,471	17	6,413	16	4,013
NAVY	MD	Patuxent River	Naval Air Warfare Center	1	450	1	450	0	0
NAVY	DC	Naval Audio Visual	Naval Computer & Telecommunicati	21	16,773	21	16,773	19	16,412
NAVY	CA	Long Beach	Naval Regional Contracting Ctr	9	1,003	7	826	2	136
NAVY	CA	San Diego	Naval Regional Contracting Ctr	11	1,019	3	668	3	668
NAVY	DC	Naval Station	Naval Regional Contracting Ctr	50	5,169	18	3,072	9	1,344
NAVY	DC	Washington	Naval Research Laboratory	11	2,420	11	2,420	9	1,397
NAVY	DC	National Visitor Cen	Naval Sea Systems Command	39	20,892	31	18,508	0	0
NAVY	FL	Jacksonville	Naval Supply Center	5	226	2	102	1	50
NAVY	FL	Pensacola	Naval Supply Center	19	735	1	67	1	67
NAVY	HI	Pearl Harbor	Naval Supply Center	5	681	0	0	0	0
NAVY	VA	Norfolk	Naval Supply Center	16	874	14	792	9	581
NAVY	VA	Dahlgren	Naval Surface Weapons Center	5	180	0	0	0	0
NAVY	FL	Orlando	Naval Training Systems Center	18	1,980	0	0	0	0
NAVY	RI	Naval USC	Naval Underwtr Sys Ctr (Code 912)	14	1,063	5	506	3	180
NAVY	RI	Naval USC	Naval Underwtr Sys Ctr (Code 922)	16	1,800	7	416	5	227
NAVY	CA	China Lake	Naval Weapons Center	3	157	1	49	0	0
NAVY	SC	Charleston	Navy Coastal Systems Center	4	301	1	271	3	271
NAVY	CA	San Diego	Navy Ocean System Center Code 6	3	273	3	174	1	174
NAVY	CA	San Diego	Navy Ocean System Center Code 70	3	114	0	0	0	0
NAVY	CA	San Diego	Navy Ocean System Center NPRDC	3	117	0	0	0	0
NAVY	DC	Washington	Navy Regional Data Auto Center	19	7,717	19	7,717	19	7,717
NAVY	PA	Mechanicsburg	Navy Ships Parts Control Center	8	151	5	11-	1	49
NAVY	NH	Portsmouth	Portsmouth Naval Shipyard	1	137	1	137	0	0
NAVY	MS	Gulfport	Reserve Naval Construction Force	1	173	0	0	0	0
AIR FORCE	TX	Randolph AFB	12 CONS/CC	6	752	6	752	6	752
AIR FORCE	CO	Lowry AFB	3415 CONS/CC	1	673	1	673	0	0
AIR FORCE	SC	Charleston AFB	437 CONS/LGC	4	140	1	0	0	0
AIR FORCE	VA	Langley AFB	4500 ABW/LGC	13	809	5	202	0	0
AIR FORCE	FL	Patrick AFB	45th CONS/PK	3	315	1	155	0	0
AIR FORCE	NV	Nellis AFB	57 FMW/LGC	11	431	7	269	0	0
AIR FORCE	FL	Hurlburt Field	834 ABW/LGC	4	275	0	0	0	0
AIR FORCE	FL	Hurlburt Field	AEDC/PKP	2	295	1	193	0	0
AIR FORCE	TN	Arnold ENG DEV CTR	Operational Contracting	2	295	1	193	1	193
AIR FORCE	CA	Edwards AFB	AFFTC/PKB	23	1,526	1	68	0	0

Prepared by:

Washington Headquarters Services  
Directorate for Information  
Operations and Reports

# Prime Contract Awards by FSC/SVC and Purchasing Office in Excess of \$100,000

Dollars In Thousands  
FY 1992

7035 ADP Support Equip		PURCHASE OFFICE		TOTAL ALL AWARDS	U. S. BUSINESS	SMALL BUSINESS	
DEPT	STATE CITY			ACTIONS DOLLARS	ACTIONS DOLLARS	ACTIONS DOLLARS	
AIR FORCE	CA Edwards AFB		AFFTC/PKR	9	1,164	2	76
AIR FORCE	OH Wright Patterson AFB		AFBASC/PKW	40	2,239	12	768
AIR FORCE	NE Offutt AFB		CINCSAC/LGCS	9	3,832	0	0
AIR FORCE	NY New York		Det2 7000 CONS/LGC	9	3,570	0	0
AIR FORCE	NY New York		ESC/SZK	2	669	0	0
AIR FORCE	MA Hanscom AFB		ESC/YVK	18	25,756	0	0
AIR FORCE	MA Hanscom AFB		HQ ESC/LEC Operational Contrng	17	1,749	2	407
AIR FORCE	TX San Antonio		OL-A Det2 7000 CONS/LGC	1	628	0	0
AIR FORCE	NY New York		Ogden ALC/PKO	2	158	0	0
AIR FORCE	UT Hill AFB		PL/PKO Operational Contracting	1	524	1	102
AIR FORCE	NM Kirtland AFB		SSC/PK Gunter Annex	5	413	2	413
AIR FORCE	AL Maxwell AFB		Warner Robins ALC/LKK	51	13,221	2	0
AIR FORCE	GA Robins AFB		DLA ADP/Telecomm Contracting Off	4	411	2	201
DLA	VA Alexandria		Defense Depot Ogden	12	2,171	3	1,362
DLA	UT Ogden		Defense Distribution Region East	3	188	0	0
DLA	PA New Cumberland Depot		USA Engineer Dist Baltimore	5	188	4	160
OCE	MD Baltimore		USA Engineer Dist Jacksonville	2	118	2	118
OCE	FL Jacksonville		USA Engineer Dist Rock Island	7	266	0	0
OCE	IL Rock Island		USA Engineer Dist Sacramento	4	180	0	0
OCE	CA Sacramento		USA Engineer District Huntington	5	337	0	0
OCE	WV Huntington		Commander US Spec Opns Cmd	22	1,356	22	0
ODA	FL MacDill AFB		DECCO	2	804	1	0
ODA	IL Scott AFB		Def Information Systems Agency	8	783	4	528
ODA	DC Washington		Defense Commissary Agency	10	945	7	84
ODA	VA Fort Lee		Defense Evaluation Support Act	6	785	2	690
ODA	NM Kirtland AFB		Defense Supply Svc - Washington	3	248	2	201
ODA	DC Washington		On-Site Inspection Agency	31	2,908	31	978
ODA	DC Washington		Virginia Contracting Activity	3	420	1	197
ODA	DC Washington			4	183	2	39
TOTAL	7035 ADP Support Equip			1,284	213,974	766	53,737

Prepared by:

Washington Headquarters Services  
Directorate for Information  
Operations and Reports

# Prime Contract Awards by FSC/SVC and Purchasing Office in Excess of \$100,000

Dollars In Thousands

FY 1992

7040 Punched Card Equip		PURCHASE OFFICE		TOTAL ALL AWARDS	U. S. BUSINESS	SMALL BUSINESS
DEPT	STATE CITY			ACTIONS DOLLARS	ACTIONS DOLLARS	ACTIONS DOLLARS
ARMY	VA Fort Belvoir	Ft Belvoir Dir of Contracting		7	389	0
ARMY	FL Miami	USA South USA Garrison - Panama		3	151	0
ARMY	DC Washington	Walter Reed Army Medical Center		3	105	0
ODA	DC Washington	Defense Supply Svc - Washington		5	700	0
<b>TOTAL</b>	<b>7040 Punched Card Equip</b>			<b>35</b>	<b>2,008</b>	<b>6</b>
					<b>1,078</b>	<b>339</b>

Prepared by:

Washington Headquarters Services  
Directorate for Information  
Operations and Reports

# Prime Contract Awards by FSC/SVC and Purchasing Office in Excess of \$100,000

Dollars In Thousands

FY 1992

## 7042 Mini & Micro Computer Control Devices

DEPT	STATE	CITY	PURCHASE OFFICE	TOTAL ALL AWARDS ACTIONS	DOLLARS	U.S. BUSINESS ACTIONS	DOLLARS	SMALL BUSINESS ACTIONS	DOLLARS
ARMY	VA	Alexandria	MDW DCS for Acquisition	8	263	0	0	0	0
ARMY	TX	Fort Hood	US Army OPTEC Contracting	1	154	1	154	0	0
ARMY	VA	Fort Belvoir	USA Belvoir Resch Devl & Engrng	1	159	1	159	1	159
ARMY	AL	Huntsville	USA Engineer Division Huntsville	6	470	1	235	1	235
ARMY	NY	West Point	USA Military Academy	2	579	2	579	2	579
ARMY	AL	Redstone Arsenal	USA Missile Command	4	268	3	242	0	0
ARMY	ND	Bismarck	USPFO for North Dakota	4	241	4	241	0	0
ARMY	NY	Watervliet	Watervliet Arsenal	1	173	1	173	1	173
NAVY	DC	Washington	Marine Corps Finance Center	3	324	2	275	1	249
NAVY	MO	Kansas City	Marine Corps Finance Center	3	1,074	3	1,074	0	0
NAVY	CA	Point Mugu	Naval Air Station	2	158	0	0	0	0
NAVY	CA	Long Beach	Naval Regional Contracting Ctr	2	1,288	1	1,185	1	1,185
NAVY	CA	Vallejo	Navy Electronics Systems Eng Ctr	1	448	1	448	1	448
AIR FORCE	TN	Arnold AFB	AEDC/PKP Operational Contracting	1	182	1	182	1	182
AIR FORCE	NE	Offutt AFB	CINCSAC/LGCS	7	472	6	434	3	306
DLA	CA	Tracy	Defense Distribution Region West	7	258	0	0	0	0
OCE	OK	Tulsa	USA Engineer District Tulsa	5	412	4	350	0	0
ODA	VA	Reston	Defense Mapping Agency Sys Ctr	62	4,446	62	4,446	62	4,446
ODA	DC	Washington	Defense Supply Svc - Washington	16	3,491	16	3,491	14	2,837
<b>TOTAL</b>			<b>7042 Mini &amp; Micro Computer Control Devices</b>	<b>155</b>	<b>15,698</b>	<b>116</b>	<b>14,067</b>	<b>91</b>	<b>10,955</b>

Prepared by:

Washington Headquarters Services  
Directorate for Information  
Operations and Reports

# Prime Contract Awards by FSC/SVC and Purchasing Office in Excess of \$100,000

Dollars In Thousands

FY 1992

## 7045 ADP Supplies

DEPT	STATE	CITY	PURCHASE OFFICE	TOTAL ALL AWARDS ACTIONS	DOLLARS	U.S. BUSINESS ACTIONS	DOLLARS	SMALL BUSINESS ACTIONS	DOLLARS
ARMY	VA	Fort Lee	Commander USA Quartermaster Ctr	2	102	0	0	0	0
ARMY	GA	Fort Gordon	USA Signal Center	1	129	0	129	0	0
ARMY	IN	FT Benjamin	USA Soldier Support	4	314	1	194	1	194
ARMY	VA	Fort Eustis	Director TRADOC Contrng Activity	16	808	2	75	2	75
ARMY	CA	Barstow	Directorate of Contracting	8	493	4	390	2	208
ARMY	GA	Fort Stewart	Directorate of Contracting	3	119	0	0	0	0
ARMY	NC	Fort Bragg	Directorate of Contracting	52	2,965	18	1,757	1	108
ARMY	WI	Fort McCoy	Directorate of Contracting	5	225	2	87	1	30
ARMY	GA	Fort McPherson	FJRSCOM Central Contracting Off	6	831	5	550	4	424
ARMY	MD	Fort Ritchie	HQ 7th Signal Cnd & Ft Ritchie	1	146	1	146	1	146
ARMY	NJ	Picatinny Arsenal	HQ AMCCOM	2	228	1	195	1	195
ARMY	AZ	Fort Huachuca	HQ USAISC	1	113	1	113	1	113
ARMY	NJ	Bayonne MOT	MTMC Eastern Area	1	135	1	62	0	0
ARMY	NY	New York	Regional Contrng Off Vicenza	3	150	0	0	0	0
ARMY	IL	Rock Island	Rock Island Arsenal	2	320	1	138	1	138
ARMY	IL	Granite City	USA Charles Melvin Price Support	5	176	0	0	0	0
ARMY	NJ	Fort Monmouth	USA Comm & Electronics Command	4	220	1	220	0	220
ARMY	HI	Fort Shafter	USA Engr Pacific Ocean Honolulu	1	848	6	848	1	0
ARMY	VA	Fort Belvoir	USA Intelligence & Security Cmd	6	132	0	0	0	0
ARMY	AL	Redstone Arsenal	USA Missile Command	1	332	0	161	0	30
ARMY	MA	Natick	USA Natick Resch Devl & Engrng	5	248	2	0	1	0
ARMY	FL	Miami	USA South USA Garrison - Panama	1	314	0	214	0	0
ARMY	MI	Warren	USA Tank-Automotive Command	4	338	2	338	0	0
ARMY	NY	New York	USAREUR Contracting Center	2	527	7	2,335	0	0
ARMY	DC	Washington	Walter Reed Army Medical Center	27	3,125	26	3,081	28	3,081
ARMY	DC	Washington	Marine Corps	7	432	5	367	2	104
NAVY	VA	Norfolk	Military Sealift Command	1	104	1	104	1	104
NAVY	PA	Philadelphia	NRCC Phila (Lg Purch)	10	1,771	8	1,600	4	384
NAVY	MD	Patuxent River	Naval Air Warfare Center, Aircra	3	204	1	40	0	0
NAVY	PA	Philadelphia	Naval Aviation Support Office	2	899	1	899	1	237
NAVY	DC	Naval Station	Naval Regional Contracting Ctr	19	936	7	460	7	460
NAVY	CA	Oakland Naval	Naval Supply Center	2	101	1	56	1	56
NAVY	FL	Jacksonville	Naval Supply Center	3	191	0	0	0	0
NAVY	FL	Pensacola NAS	Naval Supply Center	11	505	1	100	1	100
NAVY	VA	Norfolk	Naval Supply Center	4	872	3	138	3	138
NAVY	VA	Bremerton	Naval Supply Center Puget Sound	1	400	0	0	0	0
NAVY	LA	New Orleans	Naval Support Activity	6	270	6	270	0	0
NAVY	VA	Dahlgren	Naval Surface Weapons Center	1	475	1	475	0	0
NAVY	FL	Orlando NTC	Naval Training Systems Center	1	299	1	299	1	299
NAVY	RI	Naval USC	Naval Underwtr Sys Ctr (Code 912)	3	454	2	145	1	145

Prepared by:

Washington Headquarters Services  
Directorate for Information  
Operations and Reports



# Prime Contract Awards by FSC/SVC and Purchasing Office in Excess of \$100,000

Dollars In Thousands

FY 1992

## 7045 ADP Supplies

DEPT	STATE	CITY	PURCHASE OFFICE	TOTAL ALL AWARDS ACTIONS	DOLLARS	U.S. BUSINESS ACTIONS	DOLLARS	SMALL BUSINESS ACTIONS	DOLLARS
NAVY	RI	Naval US	Naval Underwr Sys Ctr (Code 922)	13	887	6	627	3	212
NAVY	IN	Crane NAVWSC	Naval Weapons Support Center	2	289	1	169	1	169
NAVY	PA	Mechanicsburg	Navy Ships Parts Control Center	3	304	3	304	1	54
NAVY	DC	Washington	Office Of Naval Research	8	388	0	0	0	0
AIR FORCE	TX	Randolph AFB	12 CONS/CC	4	153	3	122	0	0
AIR FORCE	CO	Peterson AFB	21ST CONS/LGC	7	550	1	41	0	0
AIR FORCE	CO	Lowry AFB	3415 CONS/CC	6	1,196	3	1,038	0	0
AIR FORCE	AL	Maxwell AFB	3800 LS/LGCW	3	121	2	94	2	94
AIR FORCE	MS	Keesler AFB	393 COMS/CC	6	449	6	449	1	34
AIR FORCE	VA	Langley AFB	4500 ABW/LGC	4	302	1	150	0	0
AIR FORCE	TX	Laughlin AFB	47 CONS/CC	3	144	3	144	0	0
AIR FORCE	NV	Nellis AFB	57 FW/LGC	1	350	1	350	0	0
AIR FORCE	MD	Andrews AFB	AFDW/1100 CNS/CN (WACC)(SPEC)	364	21,945	76	9,526	28	1,784
AIR FORCE	CA	Edwards AFB	AFFTC/PKB	3	338	1	249	0	0
AIR FORCE	CA	Edwards AFB	AFFTC/PKRB	3	120	3	169	1	35
AIR FORCE	OH	Wright Patterson	AFBASC/PKW	2	251	0	47	0	0
AIR FORCE	NE	Offutt AFB	CINCSAC/LGCS	2	196	1	442	0	0
AIR FORCE	OK	Tinker AFB	CSC/PK	6	271	6	196	5	331
AIR FORCE	NY	New York	Det 2 7000 CONS/LGC	2	196	2	442	0	0
AIR FORCE	MA	Hanscom AFB	ESC/PAKU Base Contracts	11	665	2	271	0	36
AIR FORCE	FL	Tyndall AFB	HQ USAF ADWC/LGC	5	271	4	221	1	0
AIR FORCE	UT	Hill AFB	Ogden ALC/LAK	2	1,211	0	497	0	0
AIR FORCE	CA	Los Angeles	Ogden ALC/PAKO	8	587	5	497	3	207
AIR FORCE	CA	Los Angeles	SMC/PKD Operational Contracting	18	1,503	7	900	2	688
AIR FORCE	CA	McClellan AFB	Sacramento ALC/PAKO	5	137	5	137	4	109
AIR FORCE	CO	Colorado Springs	USAF/LGC USAF Academy	25	1,991	17	1,696	0	0
AIR FORCE	GA	Robins AFB	Warner Robins ALC/PAKO	2	104	1	72	1	72
DLA	PA	Philadelphia	Def Pers Spt Ctr (Instal Spt)	3	171	1	89	1	89
DLA	OH	Dayton	Defense Electronics Supply Ctr	16	1,298	16	1,298	14	1,233
OCE	CA	Los Angeles	USA Engineer Dist Los Angeles	2	192	2	192	0	0
OCE	CA	San Francisco	USA Engineer Dist San Francisco	5	193	0	0	0	0
OCE	WV	Huntington	USA Engineer District Huntington	3	710	3	710	1	36
ODA	VA	Fort Lee	Defense Commissary Agency	8	394	1	86	1	86
TOTAL	7045	ADP Supplies		877	64,184	337	37,234	152	13,155

Prepared by:

Washington Headquarters Services  
Directorate for Information  
Operations and Reports

# Prime Contract Awards by FSC/SVC and Purchasing Office in Excess of \$100,000

Dollars In Thousands  
FY 1992

## 7050 ADP Components

DEPT	STATE	CITY	PURCHASE OFFICE	TOTAL ALL AWARDS ACTIONS	DOLLARS	U.S. BUSINESS ACTIONS	DOLLARS	SMALL BUSINESS ACTIONS	DOLLARS
ARMY	NM	White Sands	Commander USA Vul Asmt Lab	1	191	1	191	0	0
ARMY	GA	Fort McPherson	Directorate of Contracting	9	944	6	626	5	587
ARMY	TX	Fort Sam Houston	Directorate of Contracting	13	706	12	673	0	0
ARMY	GA	Fort McPherson	FORSCOM Central Contracting Off	2	190	1	152	1	152
ARMY	VA	Fort Belvoir	Ft Belvoir Dir of Contracting	3	149	0	0	0	0
ARMY	MD	Fort Ritchie	HQ 7th Signal Cmd & Ft Ritchie	4	1,511	3	1,480	2	1,446
ARMY	VA	Alexandria	Info Sys Selection & Acquis Agcy	4	1,734	1	630	0	0
ARMY	NJ	Bayonne MDT	MTMC Eastern Area	2	124	1	74	0	0
ARMY	DC	Washington	National Defense University	5	1,517	2	1,316	2	1,316
ARMY	VA	Falls Church	National Guard Bureau	3	218	1	59	1	59
ARMY	UT	Tooele	Tooele Army Depot	1	218	1	218	0	0
ARMY	TX	Fort Hood	US Army OPTEC Contracting Activity	2	121	0	0	0	0
ARMY	MD	Aberdeen PROV GRND	USA Aberdeen Proving Ground	5	385	4	336	3	306
ARMY	VA	Fort Belvoir	USA Belvoir Resch Devl & Engrng	5	341	0	0	0	0
ARMY	IL	Granite City	USA Charles Melvin Price Support	17	2,419	0	0	17	2,419
ARMY	NJ	Fort Monmouth	USA Comm & Electronics Command	10	1,345	1	1,096	0	0
ARMY	UT	Dugway	USA Dugway Proving Ground	3	179	1	102	0	102
ARMY	VA	Winchester	USA Engineer Middle East/Africa	2	131	1	105	0	0
ARMY	VA	Fort Belvoir	USA Engineer Topographic Labs	2	230	2	230	0	0
ARMY	TX	Fort Sam Houston	USA Health Services Command	12	1,309	8	832	2	625
ARMY	VA	Fort Belvoir	USA Intelligence & Security Cmd	2	281	2	281	0	281
ARMY	AL	Redstone Arsenal	USA Missile Command	5	215	3	144	1	36
ARMY	MI	Warren	USA Tank-Automotive Command	3	43,439	0	0	0	0
ARMY	AZ	Yuma	USA Yuma Proving Ground	3	113	0	0	0	0
ARMY	NY	New York	USAREUR Contracting Center	4	240	2	162	1	109
ARMY	DC	Washington	Walter Reed Army Medical Center	6	652	5	605	1	112
NAVY	DC	Bethesda	David Taylor Naval Ship R&D Ctr	5	198	0	0	0	0
NAVY	DC	Washington	Marine Corps	5	282	1	55	0	42
NAVY	IN	Indianapolis	NAC (Production Support B/633)	2	164	1	42	1	42
NAVY	IN	Indianapolis	NAC (Ramp Support Branch/643)	4	384	0	0	0	0
NAVY	IN	Indianapolis	NAC (Services Branch B/634)	4	3,006	3	2,958	3	2,958
NAVY	PA	Philadelphia	NRCC Phila (Lg Purch)	34	3,168	26	2,427	8	638
NAVY	PA	Warminster	Naval Air Development Center	21	2,011	8	1,168	4	168
NAVY	MD	Patuxent River NATC	Naval Air Warfare Center, Aircra	2	168	2	144	2	156
NAVY	MD	St. Inigoes	Naval Electronics Systems Engine	3	195	2	149	1	56
NAVY	CA	Long Beach	Naval Regional Contracting Ctr	4	149	4	149	0	0
NAVY	CA	San Diego	Naval Regional Contracting Ctr	4	310	0	0	0	0
NAVY	DC	Naval Station	Naval Regional Contracting Ctr	16	858	3	119	0	119
NAVY	DC	Naval RES LAB	Naval Research Laboratory	8	832	8	742	7	696
NAVY	DC	Washington	Naval Research Laboratory	10	1,242	10	1,242	10	1,242

Prepared by:

Washington Headquarters Services  
Directorate for Information  
Operations and Reports

# Prime Contract Awards by FSC/SVC and Purchasing Office in Excess of \$100,000

Dollars In Thousands

FY 1992

7050 ADP Components

DEPT	STATE	CITY	PURCHASE OFFICE	TOTAL ALL AWARDS ACTIONS	DOLLARS	U.S. BUSINESS ACTIONS	DOLLARS	SMALL BUSINESS ACTIONS	DOLLARS
NAVY	FL	Jacksonville	Naval Supply Center	6	248	1	29	0	0
NAVY	FL	Pensacola	Naval Supply Center	11	445	2	78	0	84
NAVY	HI	Pearl Harbor	Naval Supply Center	14	162	2	84	2	186
NAVY	VA	Norfolk	Naval Supply Center	6	319	6	319	4	186
NAVY	WA	Bremerton	Naval Supply Center Puget Sound	15	637	10	356	1	125
NAVY	FL	Jacksonville	Naval Supply Ctr (code 2000.10)	1	104	1	104	1	104
NAVY	MD	White Oak	Naval Surface Weapons Center	5	789	2	398	1	28
NAVY	VA	Dahlgren	Naval Surface Weapons Center	7	1,085	7	1,085	5	940
NAVY	FL	Orlando	Naval Training Systems Center	33	4,515	28	4,515	12	859
NAVY	RI	Naval USC	Naval Underwr Sys Ctr (Code 912)	4	2,211	1	35	1	35
NAVY	RI	Naval USC	Naval Underwr Sys Ctr (Code 922)	26	2,830	17	2,192	11	1,729
NAVY	CA	China Lake	Naval Weapons Center	4	220	4	220	2	120
NAVY	CA	San Diego	Navy Ocean System Center Code 6	2	105	2	105	0	0
NAVY	CA	San Diego	Navy Ocean System Center Code 70	2	267	2	267	0	267
NAVY	CA	San Diego	Navy Ocean System Center NPRDC	1	693	1	693	2	693
NAVY	CA	San Diego	Navy Ocean System Cntr Code 90	13	206	2	162	2	162
NAVY	PA	Mechanicsburg	Navy Ships Parts Control Center	15	1,093	15	1,093	0	0
NAVY	DC	Washington	Office Of Naval Research	1	201	1	201	1	201
AIR FORCE	CO	Peterson AFB	21ST CONS/LGC	12	802	10	716	0	0
AIR FORCE	IL	Scott AFB	375 CONS/LGC	2	185	2	185	0	0
AIR FORCE	VA	Langley AFB	4000 Cont Squadron	16	1,840	16	1,840	0	147
AIR FORCE	FL	Patrick AFB	45th CONS/PK	5	198	3	139	2	14
AIR FORCE	FL	Eglin AFB	AFDTC/PKR	2	1,034	2	1,141	2	1,034
AIR FORCE	CA	Edwards AFB	AFFTC/PKRB	3	1,857	2	1,448	1	50
AIR FORCE	OH	Wright Patterson AFB	AFBASC/PKG	7	193	7	193	0	31
AIR FORCE	OH	Wright Patterson AFB	AFBASC/PKW	1	3,060	1	3,060	0	0
AIR FORCE	CA	Norton AFB	BMD/PK	1	17,331	148	17,331	6	503
AIR FORCE	NE	Offutt AFB	CINCSAC/LGCS	27	3,060	16	2,633	0	0
AIR FORCE	OK	Tinker AFB	CSC/PK	148	17,234	148	17,331	0	0
AIR FORCE	NY	New York	Det 3 7000 CONS/LGC	3	640	1	25	0	0
AIR FORCE	MA	Hanscom AFB	ESC/PKU Base Contracts	4	640	1	398	1	398
AIR FORCE	TX	Brooks AFB	HSC/PKO	17	1,266	11	996	5	503
AIR FORCE	CA	Los Angeles	SMC/PKD Operational Contracting	21	1,764	18	752	2	68
AIR FORCE	SD	Ellsworth AFB	SMW/LGC	4	232	4	232	0	0
AIR FORCE	GA	Robins AFB	Warner Robins ALC/LYK	1	308	1	308	0	0
DLA	VA	Alexandria	DLA ADP/Telecomm Contracting Off	17	6,465	16	6,216	0	0
DLA	CA	Los Angeles	Def Contract Mgmt District West	15	643	3	414	3	414
DLA	OH	Dayton	Defense Electronics Supply Ctr	5	638	5	638	3	510
OCE	OK	Tulsa	USA Engineer District Tulsa	3	101	0	0	0	0
ODA	IL	Scott AFB	DECCO	5	158	0	0	0	0

Prepared by:

Washington Headquarters Services  
Directorate for Information  
Operations and Reports

# Prime Contract Awards by FSC/SVC and Purchasing Office in Excess of \$100,000

Dollars In Thousands  
FY 1992

7050 ADP Components		PURCHASE OFFICE	TOTAL ALL AWARDS		U.S. BUSINESS		SMALL BUSINESS	
DEPT	STATE CITY		ACTIONS	DOLLARS	ACTIONS	DOLLARS	ACTIONS	DOLLARS
ODA	DC Washington	Def Information Systems Agency	4	1,794	3	1,310	2	365
ODA	DC Washington	Def Nuclear Agency	8	628	5	338	2	98
ODA	VA Fort Lee	Defense Commissary Agency	12	1,380	5	1,060	0	0
ODA	VA Reston	Defense Mapping Agency Sys Ctr	4	1,625	4	1,625	2	667
ODA	DC Washington	Defense Supply Svc - Washington	41	4,640	37	4,500	26	3,494
ODA	DC Washington	Virginia Contracting Activity	6	1,336	6	1,336	1	59
<b>TOTAL 7050 ADP Components</b>			<b>863</b>	<b>140,515</b>	<b>607</b>	<b>81,940</b>	<b>207</b>	<b>29,224</b>

Prepared by:  
Washington Headquarters Services  
Directorate for Information  
Operations and Reports

# Prime Contract Awards by FSC/SVC and Purchasing Office in Excess of \$100,000

Dollars In Thousands

FY 1992

## 7105 Household Furniture

DEPT	STATE	CITY	PURCHASE OFFICE	TOTAL ALL ACTIONS	AWARDS DOLLARS	U.S. BUSINESS ACTIONS	BUSINESS DOLLARS	SMALL BUSINESS ACTIONS	BUSINESS DOLLARS
ARMY	TX	Fort Bliss	Cdr USA Air Defense Artillery	6	1,710	0	0	0	0
ARMY	KY	Fort Knox	Commander USA Armor Center	8	718	0	0	0	0
ARMY	AL	Fort Rucker	Commander USA Aviation Center	2	229	0	0	0	0
ARMY	MO	Fort Leonard Wood	Commander USA Engineer Center	1	156	0	0	0	0
ARMY	GA	Fort Benning	Commander USA Infantry Center	2	278	0	0	0	0
ARMY	AZ	Fort Huachuca	Commander USA Info Systems Cnd	4	568	0	0	0	0
ARMY	VA	Fort Lee	Commander USA Quartermaster Ctr	7	400	0	0	0	0
ARMY	GA	Fort Gordon	Commander USA Signal Center	2	109	0	0	0	0
ARMY	CO	Fort Carson	Directorate of Contracting	4	2,416	0	0	0	0
ARMY	GA	Fort Stewart	Directorate of Contracting	4	307	0	0	0	0
ARMY	KS	Fort Riley	Directorate of Contracting	5	1,065	0	0	0	0
ARMY	KY	Fort Campbell	Directorate of Contracting	9	2,669	0	0	0	0
ARMY	NC	Fort Bragg	Directorate of Contracting	7	1,098	0	0	0	0
ARMY	TX	Fort Hood	Directorate of Contracting	10	5,151	0	0	0	0
ARMY	TX	Fort Sam Houston	Directorate of Contracting	8	1,140	0	0	0	0
ARMY	WI	Fort McCoy	Directorate of Contracting	3	311	0	0	0	0
ARMY	VA	Fort Belvoir	Ft Belvoir Dir of Contracting	4	296	0	0	0	0
ARMY	VA	Fort Richardson	HQ 8th Infantry Div/USA Garrison	2	496	0	0	0	0
ARMY	AK	Fort Alexandria	MDW DCS for Acquisition	7	212	0	0	0	0
ARMY	NY	New York	Regional Contrng Off Hanau	3	827	0	0	0	0
ARMY	CA	San Francisco	USA Korea Contracting Agency	8	189	0	0	0	0
ARMY	CA	Fort Detrick	USA Medical Research	2	248	0	0	0	0
ARMY	AL	Redstone Arsenal	USA Missile Command	1	119	0	0	0	0
ARMY	AR	North Little Rock	USPFO for Arkansas	2	225	0	0	0	0
ARMY	NV	Carson City	USPFO for Nevada	1	104	0	0	0	0
ARMY	OR	Salem	USPFO for Oregon	1	128	0	0	0	0
NAVY	DC	Washington	Marine Corps	31	3,399	0	0	0	0
NAVY	NC	Cherry Point MCAS	Marine Corps Air Station	2	118	0	0	0	0
NAVY	DC	Washington	Marine Corps Combat Dev Command	4	323	0	0	0	0
NAVY	MD	Bethesda	National Naval Medical Center	4	514	0	0	0	0
NAVY	CA	El Centro NAF	Naval Air Facility	1	322	0	0	0	0
NAVY	CA	Point Mugu	Naval Air Station	4	118	0	0	0	0
NAVY	WA	Oak Harbor	Naval Air Station	5	965	0	0	0	0
NAVY	WA	Seattle	Naval Air Station	4	280	0	0	0	0
NAVY	TN	Memphis NAS	Naval Air Station Memphis	4	496	0	0	0	0
NAVY	VA	Virginia Beach	Naval Air Station Oceana	3	205	0	0	0	0
NAVY	CA	Port Hueneme Naval	Naval Construction Battalion Ctr	2	195	0	0	0	0
NAVY	MS	Gulfpport	Naval Construction Battalion Ctr	5	368	0	0	0	0
NAVY	HI	Pearl Harbor NS	Naval Facilities Engineering Com	7	282	0	0	0	0
NAVY	CA	San Diego NRMC	Naval Hospital	2	166	0	0	0	0
NAVY	CA	San Diego NRMC	Naval Hospital	1	166	0	0	0	0

Prepared by:  
Washington Headquarters Services  
Directorate for Information  
Operations and Reports

# Prime Contract Awards by FSC/SVC and Purchasing Office in Excess of \$100,000

Dollars in Thousands

FY 1992

## 7105 Household Furniture

DEPT	STATE	CITY	PURCHASE OFFICE	TOTAL ALL AWARDS ACTIONS	DOLLARS	U.S. BUSINESS ACTIONS	DOLLARS	SMALL BUSINESS ACTIONS	DOLLARS
NAVY	NY	New York	Naval Regional Contracting Ctr	3	348	0	0	0	0
NAVY	SC	Charleston	Naval Station	1	324	0	0	0	0
NAVY	NY	New York	Naval Station Rota	1	141	0	0	0	0
NAVY	HI	PRL HRBR	Naval Submarine Base	1	312	0	0	0	0
NAVY	CA	Oakland	Naval Supply Center	3	755	0	0	0	0
NAVY	FL	Jacksonville	Naval Supply Center	3	258	0	0	0	0
NAVY	FL	Pensacola	Naval Supply Center	2	147	0	0	0	0
NAVY	HI	Pearl Harbor	Naval Supply Center	2	226	0	0	0	0
NAVY	SC	Charleston	Naval Supply Center	3	169	2	123	2	123
NAVY	WA	Bremerton	Naval Supply Center	3	358	1	31	1	31
NAVY	CA	San Francisco	Naval Supply Dept	8	195	2	167	2	167
NAVY	LA	New Orleans	Naval Support Activity	0	509	0	0	0	0
NAVY	FL	Orlando	Naval Training Center	1	201	0	0	0	0
NAVY	FL	Orlando	Naval Amphibious Base Corando	5	419	0	0	0	0
NAVY	CA	San Diego	Navy Amphibious Base Corando	1	361	0	0	0	0
AIR FORCE	FL	MacDill	1 TFW/LGC	5	361	0	0	0	0
AIR FORCE	HI	Hickam	15 CONS/LGC	8	1,282	1	75	1	75
AIR FORCE	CA	San Francisco	18 CONS/LGC	6	1,513	0	0	0	0
AIR FORCE	NM	Cannon	27 TFW/LGC	3	166	0	0	0	0
AIR FORCE	AK	Elmendorf	3 CONS/LGC	7	580	0	0	0	0
AIR FORCE	CA	Vandenberg	30th CONS/PKOD	9	576	0	0	0	0
AIR FORCE	AK	Eielson	343 CONS/LGC	8	548	0	0	0	0
AIR FORCE	SC	Shaw	366 TFW/LGC	11	762	0	0	0	0
AIR FORCE	ID	Mountain Home	375 CONS/LGC	1	155	0	0	0	0
AIR FORCE	IL	Scott	4 TFW/LGC	3	179	0	0	0	0
AIR FORCE	NC	Seymour Johnson	432 CONS/LGC	2	185	0	0	0	0
AIR FORCE	CA	San Francisco	435 TAW/LGC Rhein/Main AB	3	195	0	0	0	0
AIR FORCE	NY	New York	437 CONS/LGC	3	108	0	0	0	0
AIR FORCE	SC	Charleston	438 CONS/LGC	1	142	0	0	0	0
AIR FORCE	NJ	McGuire	4500 ABW/LGC	4	384	0	0	0	0
AIR FORCE	VA	Langley	45th CONS/PK	5	416	0	0	0	0
AIR FORCE	FL	Patrick	60 CONS/LGC	4	879	0	0	0	0
AIR FORCE	CA	Travis	62 CONS/LGC	6	208	0	0	0	0
AIR FORCE	WA	McChord	655 W/LGC Lages AFB APO	3	263	0	0	0	0
AIR FORCE	AZ	Luke	832 AD/LGC	6	727	0	179	0	179
AIR FORCE	NZ	Luke	AFDW/1100 CNS/CN (WACC)(OPER)	8	1,443	3	0	0	0
AIR FORCE	MD	Andrews	AREFW/LGC	20	1,124	0	0	0	0
AIR FORCE	IN	Grissom	BMW/LGC	1	247	0	0	0	0
AIR FORCE	LA	Barksdale	BMW/LGC	4	276	0	0	0	0
AIR FORCE	LA	Fairchild	CINCSAC/LGC	5	263	0	0	0	0
AIR FORCE	WA	Fairchild		4		0		0	
AIR FORCE	MI	K. I. Sawyer		4		0		0	

Prepared by:

Washington Headquarters Services  
Directorate for Information  
Operations and Reports

# Prime Contract Awards by FSC/SVC and Purchasing Office in Excess of \$100,000

Dollars In Thousands

FY 1992

## 7105 Household Furniture

DEPT	STATE	CITY	PURCHASE OFFICE	TOTAL ALL AWARDS ACTIONS	DOLLARS	U. S. BUSINESS ACTIONS	DOLLARS	SMALL BUSINESS ACTIONS	DOLLARS
AIR FORCE	MD	Whitehall AFB	CINCSAC/LGC	5	234	0	0	0	0
AIR FORCE	NE	Offutt AFB	CINCSAC/LGC	10	710	0	0	0	0
AIR FORCE	NY	Griffiss AFB	CINCSAC/LGC	4	334	1	170	0	0
AIR FORCE	NY	Plattsburgh	CINCSAC/LGC	2	311	0	0	0	0
AIR FORCE	NY	New York	Det 1 21CONS	2	136	0	0	0	0
AIR FORCE	NY	New York	Det 3 7000 CONS/LGC	5	500	0	0	0	0
AIR FORCE	NY	New York	Det 4 7000 CONS/LGC	9	818	0	0	0	0
AIR FORCE	FL	Tyndall AFB	HQ USAF ADWC/LGC	4	452	0	0	0	0
AIR FORCE	NY	New York	OL-E Det 4 7000 CONS/LGC	2	122	0	0	0	0
AIR FORCE	UT	Hill AFB	Ogden ALC/PAO	3	162	0	0	0	0
AIR FORCE	OK	Tinker AFB	Oklahoma City ALC/PAO	5	373	0	0	0	0
AIR FORCE	SD	Ellsworth AFB	SRW/LGC	4	252	0	0	0	0
AIR FORCE	CA	Beale AFB	San Antonio ALC/PAO	2	112	0	0	0	0
AIR FORCE	TX	Kelly AFB	USAF/LGC USAF Academy	4	450	0	0	0	0
AIR FORCE	CO	Colorado Springs	Warner Robins ALC/PAO	2	281	1	124	1	124
AIR FORCE	GA	Robins AFB	Defense General Supply Center	6	425	0	0	0	0
DLA	VA	Richmond	Def Nuclear Agency Field Command	5	9,929	3	8,816	3	8,816
ODA	NM	Kirtland AFB		3	156	0	0	0	0
<b>TOTAL</b>		<b>7105 Household Furniture</b>		<b>522</b>	<b>59,917</b>	<b>17</b>	<b>9,792</b>	<b>16</b>	<b>9,622</b>

Prepared by:

Washington Headquarters Services  
Directorate for Information  
Operations and Reports

# Prime Contract Awards by FSC/SVC and Purchasing Office in Excess of \$100,000

Dollars In Thousands  
FY 1992

7110 Office Furniture

DEPT	STATE	CITY	PURCHASE OFFICE	TOTAL ALL ACTIONS	AWARDS DOLLARS	U.S. ACTIONS	BUSINESS DOLLARS	SMALL ACTIONS	BUSINESS DOLLARS
ARMY	TX	Fort Sam Houston	Brooke Army Medical Center	3	135	0	0	0	0
ARMY	TX	Fort Bliss	Cdr USA Air Defense Artillery	9	990	0	0	0	0
ARMY	AL	Fort McClellan	Cdr USA Chemical & Mil Police	6	247	1	27	1	27
ARMY	VA	Fort Monroe	Commander Fort Monroe	6	624	0	0	0	0
ARMY	KY	Fort Knox	Commander USA Armor Center	12	395	0	0	0	0
ARMY	AL	Fort Rucker	Commander USA Aviation Center	3	164	0	0	0	0
ARMY	KS	Fort Leavenworth	Commander USA Combined Arms Ctr	1	332	0	0	0	0
ARMY	MO	Fort Leonard Wood	Commander USA Engineer Center	6	358	0	0	0	0
ARMY	OK	Fort Sill	Commander USA Field Artillery	12	650	0	0	0	0
ARMY	GA	Fort Benning	Commander USA Infantry Center	15	247	0	0	0	0
ARMY	AZ	Fort Huachuca	Commander USA Info Systems Cmd	10	423	0	0	0	0
ARMY	VA	Fort Lee	Commander USA Quartermaster Ctr	12	1,416	0	211	0	0
ARMY	GA	Fort Gordon	Commander USA Signal Center	5	478	1	0	0	0
ARMY	IN	FT Benjamin Harrison	Commander USA Soldier Support	5	202	0	154	0	29
ARMY	NJ	Fort Dix	Commander USA Training Center	3	760	2	0	1	0
ARMY	VA	Fort Eustis	Commander USA Transportation	15	205	0	0	0	0
ARMY	CA	Barstow	Directorate of Contracting	4	198	0	0	0	0
ARMY	CA	Presidio	Directorate of Contracting	5	1,545	0	0	0	0
ARMY	CO	Fort Carson	Directorate of Contracting	27	1,627	0	0	0	0
ARMY	GA	Fort McPherson	Directorate of Contracting	14	448	0	51	0	51
ARMY	GA	Fort Stewart	Directorate of Contracting	5	631	1	0	0	0
ARMY	KS	Fort Riley	Directorate of Contracting	6	329	0	0	0	0
ARMY	KY	Fort Campbell	Directorate of Contracting	19	1,026	0	0	0	0
ARMY	LA	Fort Polk	Directorate of Contracting	22	2,055	0	0	0	0
ARMY	MD	Fort Meade	Directorate of Contracting	13	630	0	0	0	0
ARMY	NY	Fort Drum	Directorate of Contracting	54	5,283	0	0	0	0
ARMY	NC	Fort Bragg	Directorate of Contracting	60	3,860	0	0	0	0
ARMY	TX	Fort Hood	Directorate of Contracting	2	134	0	0	0	0
ARMY	TX	Fort Sam Houston	Directorate of Contracting	44	3,057	1	160	0	0
ARMY	WA	Fort Lewis	Ft Belvoir Dir of Contracting	6	634	0	0	0	0
ARMY	AK	Fort Belvoir	HQ 6th Infantry Div/USA Garrison	3	203	0	0	0	0
ARMY	MD	Fort Ritchie	HQ 7th Signal Cnd & Ft Ritchie	15	786	0	0	0	0
ARMY	NJ	Picatinny Arsenal	HQ AMCCOM	1	229	0	0	0	0
ARMY	VA	Fort Belvoir	HQ MTMC TOPS Proj Mgmt Office	12	1,053	0	0	0	0
ARMY	VA	Warrenton	HQ US Army Garrison	3	430	0	0	0	0
ARMY	PA	Chambersburg	Letterkenny Army Depot	8	608	0	0	0	0
ARMY	VA	Alexandria	MDW DCS for Acquisition	9	184	0	0	0	0
ARMY	NJ	Bayonne MOT	MTMC Eastern Area	2	0	0	0	0	0
ARMY	CA	Oakland	MTMC Western Area	2	0	0	0	0	0

Prepared by:

Washington Headquarters Services  
Directorate for Information  
Operations and Reports



# Prime Contract Awards by FSC/SVC and Purchasing Office in Excess of \$100,000

Dollars In Thousands

FY 1992

## 7110 Office Furniture

DEPT	STATE	CITY	PURCHASE OFFICE	TOTAL ALL AWARDS ACTIONS	AWARDS DOLLARS	U. S. BUSINESS ACTIONS	BUSINESS DOLLARS	SMALL BUSINESS ACTIONS	BUSINESS DOLLARS
ARMY	WA	Tacoma	Madigan Army Medical Center	1	145	0	0	0	0
ARMY	DC	Washington	National Defense University	6	328	0	0	0	0
ARMY	VA	Falls Church	National Guard Bureau	7	5,321	7	5,321	7	5,321
ARMY	TX	Texarkana	Red River Army Depot	2	276	0	0	0	0
ARMY	NY	New York	Regional Contrng Off Frankfurt	4	241	0	0	0	0
ARMY	NY	New York	Regional Contrng Off Seckenheim	3	114	0	0	0	0
ARMY	NY	New York	Regional Contrng Off Stuttgart	9	904	0	0	0	0
ARMY	IL	Rock Island	Rock Island Arsenal	5	338	0	0	0	0
ARMY	PA	Tobyhanna	Tobyhanna Army Depot	14	995	0	0	0	0
ARMY	UT	Tooele	Tooele Army Depot	2	121	0	0	0	0
ARMY	HI	Tripler	Tripler Army Medical Center	3	217	0	0	0	0
ARMY	MD	Aberdeen	USA Aberdeen Proving Ground	14	1,028	0	0	0	0
ARMY	NJ	Fort Monmouth	USA Comm & Electronics Command	6	1,672	1	380	0	0
ARMY	MD	Baltimore	USA Engineer District Baltimore	8	574	0	0	0	0
ARMY	AL	Huntsville	USA Engineer Division Huntsville	78	12,708	1	605	1	905
ARMY	VA	Winchester	USA Engineer Middle East/Africa	1	2,445	0	0	0	0
ARMY	VA	Fort Belvoir	USA Intelligence & Security Cmd	2	373	0	0	0	0
ARMY	CA	San Francisco	USA Korea Contracting Agency	5	384	0	0	0	0
ARMY	MD	Fort Detrick	USA Medical Research	9	531	0	0	0	0
ARMY	NY	West Point	USA Military Academy	6	291	1	42	1	42
ARMY	AL	Redstone Arsenal	USA Missile Command	41	3,664	7	1,126	1	280
ARMY	MA	Natick	USA Natick Resch Devl & Engrng	2	120	0	0	0	0
ARMY	FL	Miami	USA South USA Garrison - Panama	10	492	0	0	0	0
ARMY	HI	Fort Shafter	USA Support Command	11	687	0	0	0	0
ARMY	MI	Warren	USA Tank-Automotive Command	30	3,339	18	1,081	2	111
ARMY	AZ	Yuma	USA Yuma Proving Ground	6	218	0	0	0	0
ARMY	AK	Fort Richardson	USPFO for Alaska	2	133	0	0	0	0
ARMY	AZ	Phoenix	USPFO for Arizona	2	164	0	0	0	0
ARMY	CO	Golden	USPFO for Colorado	1	141	0	0	0	0
ARMY	CT	Hartford	USPFO for Connecticut	3	109	0	0	0	0
ARMY	GA	Atlanta	USPFO for Georgia	5	205	0	0	0	0
ARMY	IA	Johnston	USPFO for Iowa	11	730	0	0	0	0
ARMY	KY	Frankfort	USPFO for Kentucky	1	131	1	131	0	0
ARMY	MA	Natick	USPFO for Massachusetts	5	246	0	0	0	0
ARMY	MS	Jackson	USPFO for Mississippi	4	268	0	0	0	0
ARMY	MT	Helena	USPFO for Montana	1	210	0	0	0	0
ARMY	NY	Latham	USPFO for New York	2	288	0	0	0	0
ARMY	NC	Raleigh	USPFO for North Carolina	3	331	0	0	0	0
ARMY	PA	Annville	USPFO for Pennsylvania	2	157	0	0	0	0
ARMY	WV	Buckhannon	USPFO for West Virginia	2	140	0	0	0	0

Prepared by:

Washington Headquarters Services  
Directorate for Information  
Operations and Reports

# Prime Contract Awards by FSC/SVC and Purchasing Office in Excess of \$100,000

Dollars In Thousands

FY 1992

## 7110 Office Furniture

DEPT	STATE	CITY	PURCHASE OFFICE	TOTAL ALL AWARDS ACTIONS	DOLLARS	U.S. BUSINESS ACTIONS	DOLLARS	SMALL BUSINESS ACTIONS	DOLLARS
ARMY	WI	Camp Douglas	USPFO for Wisconsin	2	294	0	0	0	0
ARMY	DC	Washington	Walter Reed Army Medical Center	6	338	0	0	0	0
ARMY	TX	El Paso	William Beaumont Army Med Center	5	311	0	0	0	0
NAVY	FL	Miami	Antilles Consolidated School Sys	3	112	0	0	0	0
NAVY	VA	Norfolk NAV SHIPYD	Atlantic Fleet Headquarters Sup	5	194	0	0	0	0
NAVY	PA	Philadelphia	Aviation Supply Office	10	731	0	0	0	0
NAVY	VA	Norfolk NAV SHIPYD	Fleet Accounting & Disbursing	3	198	0	0	0	0
NAVY	DC	Washington	Marine Corps	77	4,552	0	0	0	0
NAVY	NC	Cherry Point MCAS	Marine Corps Air Station	5	654	0	0	0	0
NAVY	CA	Santa Ana	Marine Corps Air Station El Toro	3	674	0	0	0	0
NAVY	DC	Washington	Marine Corps Combat Dev Command	7	334	0	0	0	0
NAVY	VA	Quantico MCD&EC	Marine Corps Systems Command	8	681	0	0	0	0
NAVY	VA	Crystal City	NAVAIR 7104D	2	240	0	0	0	0
NAVY	PA	Philadelphia	NRCC Phila (Lg Purch)	3	166	0	0	0	0
NAVY	NJ	Lakehurst	Naval Air Engineering Center	3	166	0	0	0	0
NAVY	CA	Point Mugu	Naval Air Station	9	681	0	0	0	0
NAVY	CA	San Diego NS	Naval Air Station	3	209	0	0	0	0
NAVY	FL	Cecil Field NAS	Naval Air Station	4	224	0	0	0	0
NAVY	HI	Barbers Point NAS	Naval Air Station	9	492	0	0	0	0
NAVY	TX	Kingsville NAS	Naval Air Station	5	223	0	0	0	0
NAVY	TN	Memphis NAS	Naval Air Station	3	140	0	0	0	0
NAVY	CA	San Diego	Naval Air Station Memphis	3	258	0	0	0	0
NAVY	VA	Norfolk NAV SHIPYD	Naval Air Station Miramar	11	1,467	0	0	0	0
NAVY	CA	Port Hueneme Naval	Naval Amphibious Base Little Cre	5	394	0	0	0	0
NAVY	MS	Gulfport	Naval Construction Battalion Ctr	7	347	0	0	0	0
NAVY	CA	San Diego NOSC	Naval Construction Systems Enginee	6	303	0	0	0	0
NAVY	HI	Pearl Harbor NS	Naval Facilities Engineering Com	3	327	0	0	0	0
NAVY	TN	Memphis NRMCMC	Naval Hospital	6	125	0	0	0	0
NAVY	VA	Norfolk NAV SHIPYD	Naval Ordnance Station	3	210	0	0	0	0
NAVY	MD	Indian Head	Naval Postgraduate School	3	283	0	0	0	0
NAVY	CA	Monterey	Naval Regional Contracting Ctr	4	3,780	0	0	0	0
NAVY	DC	Naval Station	Naval Regional Contracting Ctr	6	251	0	0	0	0
NAVY	NY	New York	Naval Sea Systems Command	8	181	0	0	0	0
NAVY	DC	Washington	Naval Special Warfare Development	1	358	0	0	0	0
NAVY	VA	Virginia Beach	Naval Station	4	633	0	0	0	0
NAVY	CA	San Diego NS	Naval Station Puget Sound	5	198	0	0	0	0
NAVY	WA	Seattle NAVSA	Naval Station Rota	4	3,114	0	0	0	0
NAVY	NY	New York	Naval Submarine Base	1	129	0	0	0	0
NAVY	CT	Groton		1		0	0	0	0

Prepared by:

Washington Headquarters Services  
Directorate for Information  
Operations and Reports

# Prime Contract Awards by FSC/SVC and Purchasing Office in Excess of \$100,000

Dollars In Thousands

FY 1992

## 7110 Office Furniture

DEPT	STATE	CITY	PURCHASE OFFICE	TOTAL ALL AWARDS ACTIONS	DOLLARS	U. S. BUSINESS ACTIONS	DOLLARS	SMALL BUSINESS ACTIONS	BUSINESS DOLLARS
NAVY	HI	PRL	HRBR NSUBB	3	324	0	0	0	0
NAVY	CA	Oakland	Naval Submarine Base	3	201	0	0	0	0
NAVY	CA	San Diego	Naval Supply Center	4	146	0	0	0	0
NAVY	FL	Jacksonville	Naval Supply Center	5	226	0	0	0	0
NAVY	FL	Pensacola	Naval Supply Center	6	282	1	67	1	67
NAVY	HI	Pearl Harbor	Naval Supply Center	11	1,683	0	47	0	47
NAVY	SC	Charleston	Naval Supply Center	18	408	1	116	1	77
NAVY	WA	Bremerton	Naval Supply Center Puget Sound	9	222	2	0	0	0
NAVY	CA	San Francisco	Naval Supply Depot	6	1,036	0	0	0	0
NAVY	LA	New Orleans	Naval Support Activity	14	1,170	0	0	0	0
NAVY	VA	Dahlgren	Naval Surface Weapons Center	4	359	0	0	0	0
NAVY	FL	Orlando	Naval Training Center	5	379	0	0	0	0
NAVY	RI	Orlando	Naval Undersea Warfare Center	1	356	1	356	0	0
NAVY	WA	Keyport	Naval Undersea Warfare Eng Sta	6	306	0	0	0	0
NAVY	CA	China Lake	Naval Weapons Center	15	978	1	187	0	0
NAVY	CA	Seal Beach	Naval Weapons Station	4	852	0	0	0	0
NAVY	CA	Yorktown	Naval Weapons Station	12	732	0	0	0	0
NAVY	VA	Crane	Naval Weapons Support Center	8	566	1	149	0	0
NAVY	CA	San Diego	Navy Amphibious Base Corando	5	252	0	0	0	0
NAVY	SC	Charleston	Navy Coastal Systems Center	2	102	0	0	0	0
NAVY	VA	Portsmouth	Navy Electronics Systems Eng Ctr	4	235	0	0	0	0
NAVY	LA	New Orleans	Navy Marine Corps Reserve Readin	5	797	0	0	0	0
NAVY	CA	San Diego	Navy Ocean Sys Center Code 70	3	121	0	0	0	0
NAVY	PA	Philadelphia	Navy Ship Sys Engrng Station	2	120	0	0	0	0
NAVY	CA	Port Hueneme	Navy Ship Weapon Sys Engineers	5	1,234	1	966	0	0
NAVY	PA	Mechanicsburg	Navy Ships Parts Control Center	3	268	0	0	0	0
NAVY	WA	Seattle	Navy Supply Depot	4	646	0	0	0	0
NAVY	NH	Portsmouth	Portsmouth Naval Shipyard	11	107	0	0	0	0
NAVY	CA	San Diego	Shore Intermediate Maintenance	2	297	0	0	0	0
NAVY	DC	Washington	Space & Naval Warfare Sys Cmd	4	179	0	0	0	0
NAVY	VA	Norfolk	Training Command U.W. Atl Fleet	2	507	0	0	0	0
NAVY	VA	MacDill	1 TFW/LGC	14	102	0	0	0	0
AIR FORCE	FL	Randolph	12 CONS/CC	16	910	1	102	1	102
AIR FORCE	TX	Hickam	15 CONS/LGC	11	718	0	0	0	0
AIR FORCE	HI	Hickam	18 CONS/LGC	6	245	1	29	1	29
AIR FORCE	CA	San Francisco	21ST CONS/LGC	29	2,008	0	0	0	0
AIR FORCE	CO	Peterson	22 CONS/LGC	7	274	0	0	0	0
AIR FORCE	CA	March	24 Comp WG/LGC	2	101	0	0	0	0
AIR FORCE	NY	New York	3 CONS/LGC	13	1,004	0	0	0	0
AIR FORCE	AK	Elmendorf	30th CONS/PKOD	11	1798	3	180	3	180
AIR FORCE	CA	Vandenberg							

Prepared by:

Washington Headquarters Services  
Directorate for Information  
Operations and Reports

# Prime Contract Awards by FSC/SVC and Purchasing Office in Excess of \$100,000

Dollars In Thousands  
FY 1992

7110 Office Furniture

DEPT	STATE	CITY	PURCHASE OFFICE	TOTAL ALL AWARDS ACTIONS	DOLLARS	U. S. BUSINESS ACTIONS	DOLLARS	SMALL BUSINESS ACTIONS	DOLLARS
AIR FORCE	NC	Pope AFB	317 TAW/LGC	6	389	0	0	0	0
AIR FORCE	NY	New York	32 FG/LGC	2	123	0	0	0	0
AIR FORCE	CA	San Francisco	336 CONS/LGC	6	495	0	0	0	0
AIR FORCE	CO	Lowry AFB	3415 CONS/CC	12	482	1	67	1	67
AIR FORCE	AK	Eielson AFB	343 CONS/LGC	3	218	1	32	1	32
AIR FORCE	SC	Shaw AFB	363 TFW/LGC	5	223	0	0	0	0
AIR FORCE	CA	San Francisco	374 CONS/LGC	6	476	0	0	0	0
AIR FORCE	IL	Scott AFB	375 CONS/LGC	67	5,403	1	136	1	136
AIR FORCE	AL	Maxwell AFB	3800 LS/LGCW	13	1,533	2	365	2	365
AIR FORCE	NY	New York	39 TACG/LGC	3	291	0	0	0	0
AIR FORCE	TX	Goodfellow AFB	392 CONS/CC	9	354	0	0	0	0
AIR FORCE	MS	Keesler AFB	393 CONS/CC	3	133	0	0	0	0
AIR FORCE	TX	Lackland AFB	394 CONS/CC	35	2,029	0	0	0	0
AIR FORCE	TX	Sheppard AFB/Wichita	396 CONS/CC	7	331	0	0	0	0
AIR FORCE	NC	Seymour Johnson AFB	4 TFW/LGC	6	360	0	0	0	0
AIR FORCE	NY	New York	401 FW/LGC	2	133	0	0	0	0
AIR FORCE	CA	San Francisco	432 CONS/LGC	5	228	0	0	0	0
AIR FORCE	NY	New York	435 TAW/LGC Rhein/Main AB	12	829	0	0	0	0
AIR FORCE	DE	Dover Air Force Base	436 CONS/LGC	17	588	0	0	0	0
AIR FORCE	SC	Charleston AFB	437 CONS/LGC	20	1,046	1	64	0	64
AIR FORCE	NJ	McGuire AFB	438 CONS/LGC	8	152	1	94-	0	94-
AIR FORCE	MA	Westover AFB	439 LSS/LGC	2	305	0	0	0	0
AIR FORCE	OK	Altus Air Force Base	443 CONS/LGC	3	111	0	0	0	0
AIR FORCE	VA	Langley AFB	4500 ABW/LGC	37	1,832	2	102	2	102
AIR FORCE	FL	Patrick AFB	45th CONS/PAK	30	3,859	0	0	0	0
AIR FORCE	TX	Laughlin AFB	47 CONS/CC	7	275	0	0	0	0
AIR FORCE	NM	Holloman AFB	49 TFW/LGC	9	631	0	0	0	0
AIR FORCE	NV	Nellis AFB	57 FFW/LGC	6	316	0	0	0	0
AIR FORCE	CA	Travis AFB	60 CONS/LGC	4	283	0	0	0	0
AIR FORCE	WA	McChord AFB	62 CONS/LGC	6	312	0	0	0	0
AIR FORCE	TX	Reese AFB	64 CONS/CC	3	141	0	0	0	0
AIR FORCE	FL	Hurlburt Field	834 ABW/LGC	6	269	0	0	0	0
AIR FORCE	AZ	Davis-Monthan AFB	836 AD/LGC	5	144	0	0	0	0
AIR FORCE	NY	Niagara Falls Intern	914 AG/LGC	4	321	0	0	0	0
AIR FORCE	GA	Dobbins AFB	94 LG/LGC	6	196	0	0	0	0
AIR FORCE	FL	Eglin AFB	AFDTC/PAK	8	407	1	94	1	94
AIR FORCE	MD	Andrews AFB	AFDM/1100 CNS/CN	35	1,966	4	156	4	156
AIR FORCE	MD	Andrews AFB	AFDM/1100 CNS/CN	3	138	0	0	0	0
AIR FORCE	CA	Edwards AFB	AFFTC/PKB	17	730	0	0	0	0
AIR FORCE	OH	Newark Air Force Sta	AGMC/PK	1	132	0	0	0	0

Prepared by:

Washington Headquarters Services  
Directorate for Information  
Operations and Reports

# Prime Contract Awards by FSC/SVC and Purchasing Office in Excess of \$100,000

Dollars In Thousands  
FY 1992

7110 Office Furniture

DEPT	STATE	CITY	PURCHASE OFFICE	TOTAL ALL AWARDS ACTIONS	DOLLARS	U.S. BUSINESS ACTIONS	DOLLARS	SMALL BUSINESS ACTIONS	DOLLARS
AIR FORCE	CA	March AFB	AREFW/LGC	1	107	0	0	0	0
AIR FORCE	OH	Wright Patterson	AFBASC/PKW	44	3,510	5	318	3	208
AIR FORCE	KS	McConnell AFB	BMW/LGC	5	3,296	0	0	0	0
AIR FORCE	MO	Whiteman AFB	CINCSAC/LGC	6	404	2	145	1	43
AIR FORCE	ND	Grand Forks	CINCSAC/LGC	2	144	0	0	0	0
AIR FORCE	NY	New York	Det 3 7000 CONS/LGC	22	1,528	0	0	0	0
AIR FORCE	NY	New York	Det 4 7000 CONS/LGC	6	421	0	0	0	0
AIR FORCE	NY	New York	Det2 7000 CONS/LGC	22	1,677	0	0	0	0
AIR FORCE	MA	Hanscom AFB	ESC/PAK Base Contracts	28	1,299	3	1,057	3	1,057
AIR FORCE	TX	San Antonio	HQ ESC/LEC Operational Contrng	12	1,977	1	31	0	0
AIR FORCE	FL	Tyndall AFB	HQ USAF ADWC/LGC	16	309	0	0	0	0
AIR FORCE	TX	Brooks AFB	HSC/PAK	17	900	0	0	0	0
AIR FORCE	NY	New York	OL-A Det2 7000 CONS/LGC	4	157	0	0	0	0
AIR FORCE	NY	New York	OL-C Det 4 7000 CONS/LGC	5	472	0	0	0	0
AIR FORCE	UT	Hill AFB	Ogden ALC/PAK	17	472	0	0	0	0
AIR FORCE	OK	Tinker AFB	Oklahoma City ALC/PAK	36	1,284	7	621	4	63
AIR FORCE	NM	Kirtland AFB	PL/PAK Operational Contracting	3	2,334	0	0	0	0
AIR FORCE	CA	Los Angeles	SMC/PAK Operational Contracting	3	516	0	0	0	0
AIR FORCE	CA	Beale AFB	SRW/LGC	3	108	0	0	0	0
AIR FORCE	CA	McClellan AFB	Sacramento ALC/PAK	13	1,083	0	0	0	0
AIR FORCE	TX	Kelly AFB	San Antonio ALC/PAK	17	1,310	0	0	0	0
AIR FORCE	CO	Colorado Springs	USAF/LGC USAF Academy	5	368	0	0	0	0
AIR FORCE	GA	Robins AFB	Warner Robins ALC/PAK	25	1,592	1	105	0	0
DLA	GA	Marietta Campground	Def Contract Mgmt District South	6	348	0	0	0	0
DLA	CA	Los Angeles	Def Contract Mgmt District West	9	881	2	293	2	283
DLA	PA	Philadelphia	Def Pers Spt Ctr (Instal Spt)	12	6,148	0	0	0	0
DLA	OH	Columbus	Defense Construction Supply Ctr	2	615	1	31	1	31
DLA	CA	Tracy	Defense Distribution Region West	4	501	0	0	0	0
DLA	OH	Dayton	Defense Electronics Supply Ctr	6	358	0	0	0	0
DLA	TN	Memphis	Defense Industrial Plant Equip	3	260	0	0	0	0
DLA	PA	Philadelphia	Defense Industrial Supply Center	3	143	0	0	0	0
OCE	VA	Fort Belvoir	Humphrey Engineer Supt Acty Ctr	3	122	0	0	0	0
OCE	MD	Baltimore	USA Engineer Dist Baltimore	3	278	0	0	0	0
OCE	TX	Galveston	USA Engineer District Galveston	3	147	0	0	0	0
OCE	NE	Omaha	USA Engineer District Omaha	5	1,147	1	33	1	33
OCE	PA	Philadelphia	USA Engineer District Philadelphia	2	100	0	0	0	0
OCE	WA	Seattle	USA Engineer District Seattle	3	147	0	0	0	0
ODA	MD	Bethesda	DNA Armd Forces RadiologyRchInst	3	354	0	0	0	0
ODA	DC	Washington	Def Information Systems Agency	2	175	0	0	0	0
ODA	DC	Washington	Def Mapping Agcy Hydro/Topo Ctr	8	892	1	365	1	365
ODA	DC	Washington		11	581	0	0	0	0

Prepared by:

Washington Headquarters Services  
Directorate for Information  
Operations and Reports

# Prime Contract Awards by FSC/SVC and Purchasing Office in Excess of \$100,000

Dollars In Thousands

FY 1992

## 7110 Office Furniture

DEPT	STATE	CITY	PURCHASE OFFICE	TOTAL ALL AWARDS ACTIONS	TOTAL ALL AWARDS DOLLARS	U.S. BUSINESS ACTIONS	U.S. BUSINESS DOLLARS	SMALL BUSINESS ACTIONS	SMALL BUSINESS DOLLARS
ODA	DC	Washington	Def Nuclear Agency	5	335	0	0	0	0
ODA	TX	Kelly AFB	Defense Commissary Agency	1	118	0	0	0	0
ODA	MO	St. Louis	Defense Mapping Agency Aero Ctr	4	116	0	0	0	0
ODA	DC	Washington	Defense Supply Svc - Washington	90	6,836	7	2,613	4	1,206
ODA	MD	Bethesda	Uniformed Svcs U of Health Scien	1	120	0	0	0	0
ODA	DC	Washington	Virginia Contracting Activity	15	1,220	9	1,016	1	36
TOTAL 7110 Office Furniture				2,427	193,909	128	19,834	64	11,712

Prepared by:

Washington Headquarters Services  
Directorate for Information  
Operations and Reports

# Prime Contract Awards by FSC/SVC and Purchasing Office in Excess of \$100,000

Dollars In Thousands

FY 1992

## 7125 Cabinets, Lockers, Bins and Shelving

DEPT	STATE	CITY	PURCHASE OFFICE	TOTAL ALL AWARDS ACTIONS	DOLLARS	U.S. BUSINESS ACTIONS	DOLLARS	SMALL BUSINESS ACTIONS	BUSINESS DOLLARS
ARMY	KY	Fort Knox	Commander USA Armor Center	4	195	1	58	1	58
ARMY	MD	Fort Leonard Wood	Commander USA Engineer Center	4	346	0	0	0	0
ARMY	OK	Fort Sill	Commander USA Field Artillery	3	124	0	0	0	0
ARMY	GA	Fort Benning	Commander USA Infantry Center	3	211	1	99	0	0
ARMY	GA	Fort Gordon	Commander USA Signal Center	3	155	0	0	0	0
ARMY	CO	Fort Carson	Directorate of Contracting	5	256	0	0	0	0
ARMY	GA	Fort Stewart	Directorate of Contracting	6	459	0	0	0	0
ARMY	NC	Fort Bragg	Directorate of Contracting	7	383	1	43	0	0
ARMY	TX	Fort Hood	Directorate of Contracting	3	269	1	0	0	0
ARMY	WI	Fort McCoy	Directorate of Contracting	3	149	1	92	0	0
ARMY	MD	Fort Ritchie	Directorate of Contracting	1	223	0	0	0	0
ARMY	IL	Rock Island	HQ 7th Signal Cmd & Ft Ritchie	3	130	0	0	0	0
ARMY	VA	Warrenton	HQ AMCCOM	2	130	2	130	1	56
ARMY	VA	Warrenton	HQ US Army Garrison	1	152	0	0	0	0
ARMY	NY	New York	Regional Contring Off Vicenza	3	192	0	0	0	0
ARMY	IL	Rock Island	Rock Island Arsenal	3	303	0	0	0	0
ARMY	NY	New York	USAREUR Contracting Center	4	119	0	0	0	0
ARMY	AZ	Phoenix	USPFO for Arizona	1	150	0	0	0	0
ARMY	CO	Golden	USPFO for Colorado	2	315	0	0	0	0
ARMY	IA	Johnston	USPFO for Iowa	4	101	1	153	0	0
ARMY	MA	Natick	USPFO for Massachusetts	2	192	0	0	0	0
ARMY	ND	Bismarck	USPFO for North Dakota	1	253	0	0	0	0
ARMY	OR	Salem	USPFO for Oregon	2	132	0	0	0	0
ARMY	PA	Annaville	USPFO for Pennsylvania	3	158	0	0	0	0
ARMY	PR	San Juan	USPFO for Puerto Rico	1	117	0	0	0	0
ARMY	TN	Nashville	USPFO for Tennessee	3	115	0	0	0	0
ARMY	UT	Draper	USPFO for Utah	1	100	0	0	0	0
ARMY	WY	Cheyenne	USPFO for Wyoming	1	181	0	0	0	0
ARMY	DC	Washington	Walter Reed Army Medical Center	3	2,297	0	0	0	0
NAVY	DC	Washington	Marine Corps	15	190	2	137	2	137
NAVY	PA	Philadelphia	NRCC Phila (Lg Purch)	3	564	3	190	3	190
NAVY	MS	Gulfpport	Naval Construction Battalion Ctr	4	465	0	0	0	0
NAVY	HI	Pearl Harbor NS	Naval Facilities Engineering Com	3	108	1	132	1	132
NAVY	CA	Long Beach	Naval Regional Contracting Ctr	2	150	2	106	2	106
NAVY	DC	Naval RES LAB	Naval Research Laboratory	4	141	0	0	0	0
NAVY	VA	Virginia Beach	Naval Special Warfare Developmen	3	437	0	0	0	0
NAVY	HI	PRL HRBR NSUBB	Naval Submarine Base	4	138	0	0	0	0
NAVY	CA	Oakland Naval Supply	Naval Supply Center	2	177	1	101	1	101
NAVY	CA	San Diego NSC	Naval Supply Center	4	388	0	0	0	0
NAVY	FL	Pensacola NAS	Naval Supply Center	10	549	0	0	0	0
NAVY	VA	Norfolk	Naval Supply Center	5		1	370	0	0

Prepared by:

Washington Headquarters Services  
Directorate for Information  
Operations and Reports

# Prime Contract Awards by FSC/SVC and Purchasing Office in Excess of \$100,000

Dollars In Thousands  
FY 1992

## 7125 Cabinets, Lockers, Bins and Shelving

DEPT	STATE	CITY	PURCHASE OFFICE	TOTAL ALL AWARDS ACTIONS	DOLLARS	U. S. BUSINESS ACTIONS	DOLLARS	SMALL BUSINESS ACTIONS	DOLLARS
NAVY	WA	Bremerton	Naval Supply Center Puget Sound	10	718	6	521	3	110
NAVY	CA	San Diego	Navy Amphibious Base Corando	2	166	0	0	0	0
AIR FORCE	HI	Hickam AFB	15 CONS/LGC	5	537	0	0	0	0
AIR FORCE	NM	Cannon AFB	27 TFW/LGC	6	492	0	0	0	0
AIR FORCE	SC	Shaw AFB	363 TFW/LGC	4	208	0	0	0	0
AIR FORCE	IL	Scott AFB	375 CONS/LGC	3	192	0	0	0	0
AIR FORCE	AL	Maxwell AFB	3800 LS/LGCW	3	422	1	43	0	0
AIR FORCE	MS	Keesler AFB	393 COMS/CC	2	114	1	33	0	0
AIR FORCE	TX	Lackland AFB	394 COMS/CC	3	396	1	61	0	0
AIR FORCE	NC	Seymour Johnson AFB	4 TFW/LGC	1	133	0	0	0	0
AIR FORCE	NY	New York	435 TAW/LGC Rhein/Main AB	2	155	0	0	0	0
AIR FORCE	NJ	McGuire AFB	438 CONS/LGC	4	149	0	0	0	0
AIR FORCE	OK	Altus Air Force Base	443 CONS/LGC	3	133	0	0	0	0
AIR FORCE	VA	Langley AFB	4500 ABW/LGC	2	138	0	0	0	0
AIR FORCE	FL	Patrick AFB	45th CONS/PK	5	125	0	0	0	0
AIR FORCE	NM	Holloman AFB	49 TFW/LGC	6	950	0	0	0	0
AIR FORCE	PA	Willow Grove	913 AG/LGC	3	140	0	0	0	0
AIR FORCE	MD	Andrews AFB	AFDW/1100 CNS/CN (WACC)(OPER)	3	223	0	0	0	0
AIR FORCE	OH	Wright Patterson AFB	AFBASC/PKW	7	1,447	2	1,134	2	1,134
AIR FORCE	NY	Griffiss AFB	CINGSAC/LGC	3	403	3	403	0	0
AIR FORCE	NY	New York	Det2 7000 CONS/LGC	6	290	0	0	0	0
AIR FORCE	OK	Tinker AFB	Oklahoma City ALC/PKO	18	1,202	1	204	1	204
AIR FORCE	TX	Kelly AFB	San Antonio ALC/PKO	5	1,076	0	0	0	0
AIR FORCE	CO	Colorado Springs	USAF/LGC USAF Academy	1	132	0	0	0	0
DLA	MI	Battle Creek	Def Reutilization & Marketing Sv	2	2,266	0	0	0	0
ODA	DC	Washington	Def Mapping Agcy Hydro/Topo Ctr	2	356	1	316	1	316
ODA	VA	Fort Lee	Defense Commissary Agency	4	284	4	284	0	0
ODA	DC	Washington	Defense Supply Svc - Washington	2	144	0	0	0	0
TOTAL	7125	Cabinets, Lockers, Bins and Shelving		376	27,910	56	5,377	32	3,098

Prepared by:

Washington Headquarters Services  
Directorate for Information  
Operations and Reports



# Prime Contract Awards by FSC/SVC and Purchasing Office in Excess of \$100,000

Dollars In Thousands

FY 1992

7195 Miscellaneous Furniture and Fixtures

DEPT	STATE	CITY	PURCHASE OFFICE	TOTAL ALL AWARDS ACTIONS	DOLLARS	U.S. BUSINESS ACTIONS	DOLLARS	SMALL BUSINESS ACTIONS	DOLLARS
ARMY	KY	Fort Knox	Commander USA Armor Center	4	259	0	0	0	0
ARMY	AZ	Fort Huachuca	Commander USA Info Systems Cmd	5	1,230	4	1,171	3	1,123
ARMY	NC	Fort Bragg	Directorate of Contracting	9	1,707	1	1,128	1	128
ARMY	TX	Fort Hood	Directorate of Contracting	5	243	0	0	0	0
ARMY	WA	Fort Lewis	Directorate of Contracting	7	386	0	0	0	0
ARMY	VA	Fort Belvoir	Ft Belvoir Dir of Contracting	3	132	0	0	0	0
ARMY	NY	New York	Regional Contrng Off Frankfurt	3	187	0	0	0	0
ARMY	NJ	Fort Monmouth	USA Comm & Electronics Command	6	484	2	119	2	119
ARMY	VA	Winchester	USA Engineer Middle East/Africa	6	1,735	0	0	0	0
ARMY	MD	Fort Detrick	USA Medical Research	1	111	0	0	0	0
ARMY	AK	Fort Richardson	USPFO for Alaska	1	190	0	0	0	0
ARMY	CA	Almaden	Fleet Hospital Support Office	2	192	0	0	0	0
NAVY	DC	Washington	Marine Corps	6	365	0	0	0	0
NAVY	NC	Cherry Point MCAS	Marine Corps Air Station	2	119	0	0	0	0
NAVY	DC	Washington	Marine Corps Combat Dev Command	2	179	0	0	0	0
NAVY	FL	Cecil Field NAS	Naval Air Station	2	168	0	0	0	0
NAVY	MS	Gulfport	Naval Construction Battalion Ctr	3	187	0	0	0	0
NAVY	CA	Monterey	Naval Postgraduate School	1	225	0	0	0	0
NAVY	FL	Jacksonville	Naval Supply Center	3	127	0	0	0	0
NAVY	GA	Kings Bay	Naval Supply Center	2	163	0	0	0	0
NAVY	SC	Charleston	Naval Supply Center	3	615	0	0	0	0
NAVY	VA	Norfolk	Naval Supply Center	3	163	0	0	0	0
NAVY	VA	Bremerton	Naval Supply Center Puget Sound	16	1,195	16	1,195	0	0
NAVY	VA	Norfolk NAV SHIPYD	Naval Supply Center Activity	7	1,978	1	1,375	1	375
AIR FORCE	TX	Randolph AFB	338 CONS/CC	6	329	1	0	0	0
AIR FORCE	AL	Maxwell AFB	3800 LS/LGCM	15	840	15	840	0	840
AIR FORCE	MS	Keesler AFB	393 COMS/CC	16	1,980	0	0	0	0
AIR FORCE	FL	Eglin AFB	AFDTC/PKO	4	1,207	0	0	0	0
AIR FORCE	OH	Wright Patterson AFB	CINCSAC/LGC	24	1,034	0	0	0	0
AIR FORCE	NE	Offutt AFB	CINCSAC/LGC	2	224	0	0	0	0
AIR FORCE	NY	Griffiss AFB	CINCSAC/LGC	7	314	0	0	0	0
AIR FORCE	UT	Hill AFB	Ogden ALC/PKO	3	111	0	0	0	0
AIR FORCE	OK	Tinker AFB	Oklahoma City ALC/PKO	2	117	1	29	1	29
AIR FORCE	CA	McClellan AFB	Sacramento ALC/PKO	7	446	0	0	0	0
AIR FORCE	CA	McClellan AFB	San Antonio ALC/PKO	6	279	0	0	0	0
AIR FORCE	TX	Kelly AFB	Def Information Systems Agency	30	4,725	0	0	0	0
ODA	DC	Washington	Def Information Systems Agency	1	113	1	113	1	113
TOTAL			7195 Miscellaneous Furniture and Fixtures	302	23,970	53	4,453	51	4,354

Prepared by:

Washington Headquarters Services  
Directorate for Information  
Operations and Reports

# Prime Contract Awards by FSC/SVC and Purchasing Office in Excess of \$100,000

Dollars In Thousands

FY 1992

7210 Household Furnishings		PURCHASE OFFICE		TOTAL ALL AWARDS	U.S. BUSINESS	SMALL BUSINESS
DEPT	STATE CITY			ACTIONS DOLLARS	ACTIONS DOLLARS	ACTIONS DOLLARS
ARMY	TX Fort Bliss	Car USA Air Defense Artillery		1 350	0 0	0 0
ARMY	OK Fort Leonard Wood	Commander USA Engineer Center		2 102	0 0	0 0
ARMY	OK Fort Sill	Commander USA Field Artillery		1 109	0 0	0 0
ARMY	AZ Fort Huachuca	Commander USA Info Systems Cmd		1 200	0 0	0 0
ARMY	OK Fort Bragg	Directorate of Contracting		6 754	0 0	0 0
ARMY	CA Sacramento	Sacramento Army Depot		1 155	0 0	0 0
ARMY	AL Huntsville	USA Engineer Division Huntsville		4 167	0 0	0 0
ARMY	FL Miami	USA South USA Garrison - Panama		5 146	0 0	0 0
ARMY	HI Fort Shafter	USA Support Command		1 139	0 0	0 0
ARMY	OK Oklahoma City	USPFO for Oklahoma		1 113	0 0	0 0
ARMY	VA Virginia Beach	Fleet Combat Training Center Atl		1 117	0 0	0 0
NAVY	DC Washington	Marine Corps		5 292	2 135	2 135
NAVY	MD Bethesda	National Naval Medical Center		2 127	0 0	0 0
NAVY	CA San Diego NS	Naval Air Station		3 114	3 114	3 114
NAVY	WA Oak Harbor	Naval Air Station		5 331	0 0	0 0
NAVY	TN Memphis NAS	Naval Air Station Memphis		2 140	0 0	0 0
NAVY	VA Norfolk NAV SHIPYD	Naval Amphibious Base Little Cre		1 107	0 0	0 0
NAVY	SC Charleston	Naval Supply Center		2 151	0 0	0 0
NAVY	FL Orlando Naval HOSP	Naval Training Center		2 179	0 0	0 0
NAVY	SC Charleston	Naval Weapons Station		2 119	0 0	0 0
AIR FORCE	CA Travis AFB	60 CONS/LGC		2 312	0 0	0 0
AIR FORCE	MD Andrews AFB	AFDM/1100 CNS/CN (WACC)(OPER)		7 184	0 0	0 0
AIR FORCE	CO Colorado Springs	USAF/LGC USAF Academy		2 123	1 46	1 46
AIR FORCE	GA Robins AFB	Warner Robins ALC/PKO		3 167	1 51	1 51
DLA	PA Philadelphia	Def Pers Spt Ctr (Subsistence)		2 188	0 0	0 0
DLA	PA Philadelphia	Def Pers Spt Ctr Cloth & Textil		20 4,981	3 2,437	3 2,437
DLA	MI Battle Creek	Def Reutilization & Marketing Sv		1 1,755	0 0	0 0
DLA	PA Philadelphia	Defense Pers Spt Ctr (Medical)		4 183	0 0	0 0
<b>TOTAL</b>	<b>7210 Household Furnishings</b>			<b>129 12,413</b>	<b>18 3,052</b>	<b>15 2,060</b>

Prepared by:

Washington Headquarters Services  
Directorate for Information  
Operations and Reports

# Prime Contract Awards by FSC/SVC and Purchasing Office in Excess of \$100,000

Dollars In Thousands  
FY 1992

7220 Floor Coverings

DEPT	STATE	CITY	PURCHASE OFFICE	TOTAL ALL ACTIONS	AWARDS DOLLARS	U.S. BUSINESS ACTIONS	BUSINESS DOLLARS	SMALL ACTIONS	BUSINESS DOLLARS
ARMY	CA	San Francisco	USA Korea Contracting Agency	4	343	0	0	0	0
NAVY	DC	Washington	Marine Corps	10	221	1	122	1	122
NAVY	HI	Barbers Point	Naval Air Station	1	114	0	0	0	0
NAVY	TX	Kingsville	Naval Air Station	4	183	0	0	0	0
NAVY	VA	Norfolk	Naval Amphibious Base Little Cre	5	339	0	0	0	0
NAVY	CA	San Diego	Naval Electronic Systems Enginee	1	134	0	0	0	0
NAVY	CA	Monterey	Naval Postgraduate School	2	131	0	0	0	0
NAVY	CA	San Diego	Naval Station	2	101	0	0	0	0
NAVY	WA	Seattle	Naval Station Puget Sound	1	117	0	0	0	0
NAVY	CA	Oakland	Naval Supply Center	3	425	0	0	0	0
NAVY	CA	Seal Beach	Naval Weapons Station	3	111	0	0	0	0
NAVY	PA	Mechanicsburg	Naval Ships Parts Control Center	3	143	0	0	0	0
AIR FORCE	HI	Hickam	15 CONS/LGC	3	169	0	0	0	0
AIR FORCE	CO	Peterson	21ST CONS/LGC	1	143	0	0	0	0
AIR FORCE	AK	Elmendorf	3 CONS/LGC	3	356	0	0	0	0
AIR FORCE	CA	San Francisco	336 CONS/LGC	4	892	0	0	0	0
AIR FORCE	SC	Shaw	363 TFW/LGC	1	103	1	103	1	103
AIR FORCE	ID	Mountain Home	366 TFW/LGC	2	107	0	0	0	0
AIR FORCE	IL	Scott	375 CONS/LGC	5	1,770	3	883	2	85
AIR FORCE	AL	Maxwell	3800 LS/LGCW	4	194	2	0	2	592
AIR FORCE	CA	San Francisco	432 CONS/LGC	3	158	0	0	0	0
AIR FORCE	OK	Altus	Air Force Base	2	284	0	0	0	0
AIR FORCE	FL	Patrick	45th CONS/PK	4	157	0	0	0	0
AIR FORCE	NM	Holloman	49 TFW/LGC	2	243	0	0	0	0
AIR FORCE	CA	Travis	60 CONS/LGC	4	187	0	0	0	0
AIR FORCE	TX	Reese	64 CONS/CC	2	187	1	26	1	26
AIR FORCE	NY	New York	655 W/LGC Lages AFB	3	157	0	0	0	0
AIR FORCE	MD	Andrews	AFDW/1100 CNS/CN (WACC)(OPER)	2	196	1	156	1	156
AIR FORCE	OH	Wright Patterson	AFBASC/PKW	5	337	2	162	2	162
AIR FORCE	NE	Offutt	CINCSAC/LGC	3	416	0	0	0	0
AIR FORCE	NY	New York	Det2 7000 CONS/LGC	4	465	0	0	0	0
AIR FORCE	TX	San Antonio	HQ ESC/LEC Operational Contrng	2	124	0	0	0	0
AIR FORCE	OK	Tinker	Oklahoma City ALC/PKO	4	295	2	181	2	181
AIR FORCE	CA	McClellan	Sacramento ALC/PKO	2	101	0	0	0	0
AIR FORCE	CO	Colorado Springs	USAF/LGC USAF Academy	3	142	0	0	0	0
OCE	VA	Fort Belvoir	Humphrey Engineer Supt Acty Ctr	2	287	0	0	0	0
OCE	WA	Walla Walla	USA Engineer District Walla Wall	4	1,279	1	116	0	0
ODA	DC	Washington	Defense Supply Svc - Washington	9	1,463	0	0	0	0
<b>TOTAL</b>		<b>7220 Floor Coverings</b>		<b>198</b>	<b>14,766</b>	<b>23</b>	<b>2,775</b>	<b>20</b>	<b>1,819</b>

Prepared by:

Washington Headquarters Services  
Directorate for Information  
Operations and Reports

# Prime Contract Awards by FSC/SVC and Purchasing Office in Excess of \$100,000

Dollars In Thousands  
FY 1992

## 7230 Draperies, Awnings and Shades

DEPT	STATE	CITY	PURCHASE OFFICE	TOTAL ALL AWARDS ACTIONS	TOTAL ALL AWARDS DOLLARS	U.S. BUSINESS ACTIONS	U.S. BUSINESS DOLLARS	SMALL BUSINESS ACTIONS	SMALL BUSINESS DOLLARS
ARMY	TX	Fort Bliss	Cdr USA Air Defense Artillery	2	158	0	0	0	0
ARMY	KY	Fort Knox	Commander USA Armor Center	4	190	0	0	0	0
ARMY	OK	Fort Sill	Commander USA Field Artillery	1	110	0	0	0	0
ARMY	AZ	Fort Huachuca	Commander USA Info Systems Cmd	2	142	1	69	1	69
ARMY	VA	Fort Eustis	Commander USA Transportation	2	102	0	0	0	0
ARMY	WA	Fort Lewis	Directorate of Contracting	3	150	0	0	0	0
ARMY	NY	New York	Regional Contrng Off Seckenheim	1	158	0	0	0	0
NAVY	DC	Washington	Marine Corps	4	210	0	0	0	0
NAVY	TX	Corpus Christi	Naval Air Station	1	184	0	0	0	0
NAVY	VA	Norfolk	Naval Amphibious Base Little Cre	2	364	0	0	0	0
NAVY	SC	Charleston	Naval Hospital	1	221	0	0	0	0
NAVY	NY	New York	Naval Station	1	243	0	0	0	0
NAVY	FL	Pensacola	Naval Supply Center	1	106	0	0	0	0
NAVY	WA	Bremerton	Naval Supply Center Puget Sound	3	192	0	0	0	0
AIR FORCE	AR	Little Rock	314 CONS/LGC	2	170	0	0	0	0
AIR FORCE	NY	New York	435 TAW/LGC Rhein/Main AB	3	238	0	0	0	0
AIR FORCE	NE	Offutt AFB	CINCSAC/LGC	1	147	0	0	0	0
TOTAL			7230 Draperies, Awnings and Shades	81	5,085	5	230	5	230

Prepared by:

Washington Headquarters Services  
Directorate for Information  
Operations and Reports

ST 28

# Prime Contract Awards by FSC/SVC and Purchasing Office in Excess of \$100,000

Dollars In Thousands

FY 1992

7240 Household and Commercial Util Containers

DEPT	STATE	CITY	PURCHASE OFFICE	TOTAL ALL AWARDS ACTIONS	TOTAL ALL AWARDS DOLLARS	U. S. BUSINESS ACTIONS	U. S. BUSINESS DOLLARS	SMALL BUSINESS ACTIONS	SMALL BUSINESS DOLLARS
NAVY	DC	Washington	Marine Corps	2	121	0	0	0	0
NAVY	FL	Jacksonville	Naval Supply Center	2	164	2	164	2	164
AIR FORCE	MS	Keesler AFB	393 COMS/CC	1	102	0	0	0	0
AIR FORCE	NY	New York	Det2 7000 CCNS/LGC	1	145	0	0	0	0
DLA	VA	Richmond	Defense General Supply Center	2	291	2	291	2	291
<b>TOTAL</b>			<b>7240 Household and Commercial Util Containers</b>	<b>19</b>	<b>1,289</b>	<b>7</b>	<b>584</b>	<b>7</b>	<b>584</b>

Prepared by:

Washington Headquarters Services  
Directorate for Information  
Operations and Reports

# Prime Contract Awards by FSC/SVC and Purchasing Office in Excess of \$100,000

Dollars In Thousands

FY 1992

## 7290 Misc Household Com1 Furnishings Appliances

DEPT	STATE	CITY	PURCHASE OFFICE	TOTAL ALL AWARDS ACTIONS	DOLLARS	U. S. BUSINESS ACTIONS	DOLLARS	SMALL BUSINESS ACTIONS	DOLLARS
ARMY	AL	Huntsville	USA Engineer Division Huntsville	2	139	0	0	0	0
DLA	PA	Philadelphia	Def Pers Spt Ctr (Subsistence)	1	101	0	0	0	0
ODA	VA	Fort Lee	Defense Commissary Agency	1	125	1	125	0	0
<b>TOTAL</b>		7290 Misc Household Com1 Furnishings Appliances		<b>18</b>	<b>985</b>	<b>7</b>	<b>407</b>	<b>4</b>	<b>199</b>

Prepared by:  
Washington Headquarters Services  
Directorate for Information  
Operations and Reports

# Prime Contract Awards by FSC/SVC and Purchasing Office in Excess of \$100,000

Dollars In Thousands

FY 1992

## 7310 Food Cooking Baking Serving Equip

DEPT	STATE	CITY	PURCHASE OFFICE	TOTAL ALL AWARDS ACTIONS	DOLLARS	U. S. BUSINESS ACTIONS	DOLLARS	SMALL BUSINESS ACTIONS	DOLLARS
ARMY	NY	New York	Regional Contrng Off Frankfurt	1	419	0	0	0	0
ARMY	NY	New York	Regional Contrng Off Hanau	2	104	0	0	0	0
ARMY	MO	St. Louis	USA Troop Support Cmd (TROSCOM)	2	149	2	149	2	149
NAVY	DC	Washington	Marine Corps	14	709	2	83	1	52
NAVY	VA	Norfolk	Naval Supply Center	3	115	0	0	0	0
AIR FORCE	CO	Colorado Springs	USAF/LGC USAF Academy	3	157	1	54	1	54
DLA	VA	Richmond	Defense General Supply Center	63	8,758	59	8,431	44	7,150
<b>TOTAL</b>			<b>7310 Food Cooking Baking Serving Equip</b>	<b>114</b>	<b>11,635</b>	<b>69</b>	<b>8,933</b>	<b>51</b>	<b>7,549</b>

Prepared by:

Washington Headquarters Services  
Directorate for Information  
Operations and Reports

# Prime Contract Awards by FSC/SVC and Purchasing Office in Excess of \$100,000

Dollars In Thousands

FY 1992

## 7320 Kitchen Equipment and Appliances

DEPT	STATE	CITY	PURCHASE OFFICE	TOTAL ALL AWARDS ACTIONS	TOTAL ALL AWARDS DOLLARS	U.S. BUSINESS ACTIONS	U.S. BUSINESS DOLLARS	SMALL BUSINESS ACTIONS	SMALL BUSINESS DOLLARS
ARMY	MD	Fort Leonard Wood	Commander USA Engineer Center	2	178	0	0	0	0
ARMY	KS	Fort Riley	Directorate of Contracting	2	191	2	191	2	191
ARMY	NY	West Point	USA Military Academy	3	106	0	0	0	0
NAVY	DC	Washington	Marine Corps	8	310	2	69	2	69
AIR FORCE	NY	New York	Det 4 7000 CONS/LGC	2	180	0	0	0	0
AIR FORCE	WY	F.E. Warren AFB	SMM/LGC	2	304	2	304	0	0
DLA	VA	Richmond	Defense General Supply Center	44	2,833	38	2,516	29	1,698
TOTAL 7320 Kitchen Equipment and Appliances				100	5,666	49	3,334	38	2,212

Prepared by:

Washington Headquarters Services  
Directorate for Information  
Operations and Reports



ST 28

# Prime Contract Awards by FSC/SVC and Purchasing Office in Excess of \$100,000

Dollars In Thousands

FY 1992

DEPT	STATE	CITY	PURCHASE OFFICE	TOTAL ALL AWARDS ACTIONS	DOLLARS	U. S. BUSINESS ACTIONS	DOLLARS	SMALL BUSINESS ACTIONS	DOLLARS
ARMY	MO	St. Louis	USA Troop Support Cmd (TROSCOM)	1	375	1	375	1	375
TOTAL 7330 Kitchen Hand Tools and Utensils				4	477	2	417	2	417

Prepared by:  
Washington Headquarters Services  
Directorate for Information  
Operations and Reports

ST 28

# Prime Contract Awards by FSC/SVC and Purchasing Office in Excess of \$100,000

Dollars In Thousands

FY 1992

7340 Cutlery and Flatware		PURCHASE OFFICE		TOTAL ALL AWARDS	U. S. BUSINESS	SMALL BUSINESS
DEPT	STATE CITY	Def Pers Spt Ctr (Subsistence)		ACTIONS DOLLARS	ACTIONS DOLLARS	ACTIONS DOLLARS
DLA	PA Philadelphia			20 2,679	1 27	1 27
TOTAL	7340 Cutlery and Flatware			21 2,713	2 61	2 61

Prepared by:  
Washington Headquarters Services  
Directorate for Information  
Operations and Reports

ST 28

# Prime Contract Awards by FSC/SVC and Purchasing Office in Excess of \$100,000

Dollars In Thousands

FY 1992

7350 Tableware

DEPT	STATE	CITY	PURCHASE OFFICE	TOTAL ALL AWARDS ACTIONS	U. S. BUSINESS ACTIONS	SMALL BUSINESS ACTIONS	DOLLARS	DOLLARS
DLA	PA	Philadelphia	Def Pers Spt Ctr (Subsistence)	26	26	0	8,474	8,474
TOTAL	7350	Tableware		29	29	2	8,569	8,569

Prepared by:  
Washington Headquarters Services  
Directorate for Information  
Operations and Reports

# Prime Contract Awards by FSC/SVC and Purchasing Office in Excess of \$100,000

Dollars In Thousands  
FY 1992

## 7360 Sets, Kits, Outfits, & Modules, Food Prep & Servng

DEPT	STATE	CITY	PURCHASE OFFICE	TOTAL ALL AWARDS ACTIONS	U.S. BUSINESS ACTIONS	SMALL BUSINESS ACTIONS	TOTAL ALL AWARDS DOLLARS	U.S. BUSINESS DOLLARS	SMALL BUSINESS DOLLARS
ARMY	MA	Natick	USA Natick Resch Devl & Engrng	2	2	1	362	362	160
ARMY	MO	St. Louis	USA Troop Support Cmd (TROSCOM)	5	5	5	2,313	2,313	2,313
DLA	VA	Richmond	Defense General Supply Center	7	7	7	2,358-	2,358-	2,358-
DLA	PA	Philadelphia	Defense Pers Spt Ctr (Medical)	2	2	1	251	251	78
<b>TOTAL</b>	<b>7360</b>	<b>Sets, Kits, Outfits, &amp; Modules, Food Prep &amp; Servng</b>		<b>23</b>	<b>20</b>	<b>18</b>	<b>2,920</b>	<b>2,779</b>	<b>2,404</b>

Prepared by:  
Washington Headquarters Services  
Directorate for Information  
Operations and Reports

# Prime Contract Awards by FSC/SVC and Purchasing Office in Excess of \$100,000

Dollars In Thousands  
FY 1992

## 7420 Accounting and Calculating Machines

DEPT	STATE	CITY	PURCHASE OFFICE	TOTAL ALL AWARDS ACTIONS	DOLLARS	U. S. BUSINESS ACTIONS	DOLLARS	SMALL BUSINESS ACTIONS	DOLLARS
ARMY	NY	West Point	MIL RES USA Military Academy	1	147	1	147	0	0
TOTAL	7420	Accounting and Calculating Machines		7	414	1	147	0	0

Prepared by:  
Washington Headquarters Services  
Directorate for Information  
Operations and Reports

# Prime Contract Awards by FSC/SVC and Purchasing Office in Excess of \$100,000

Dollars In Thousands

FY 1992

## 7430 Typewriters &amp; Office Type Composing Mach

DEPT	STATE	CITY	PURCHASE OFFICE	TOTAL ALL AWARDS ACTIONS	DOLLARS	U. S. BUSINESS ACTIONS	DOLLARS	SMALL BUSINESS ACTIONS	DOLLARS
ARMY	VA	Fort Belvoir	Ft Belvoir Dir of Contracting	3	101	0	0	0	0
NAVY	DC	Washington	Marine Corps	3	142	0	0	0	0
NAVY	WA	Seattle	Navy Supply Depot	3	132	0	0	0	0
TOTAL	7430 Typewriters & Office Type Composing Mach			29	1,070	0	0	0	0

Prepared by:

Washington Headquarters Services  
Directorate for Information  
Operations and Reports

# Prime Contract Awards by FSC/SVC and Purchasing Office in Excess of \$100,000

Dollars In Thousands

FY 1992

## 7435 Office Information System Equipment

DEPT	STATE	CITY	PURCHASE OFFICE	TOTAL ALL AWARDS ACTIONS	DOLLARS	U.S. BUSINESS ACTIONS	DOLLARS	SMALL BUSINESS ACTIONS	DOLLARS
NAVY	VA	Quantico	MCD&EC	4	176	0	0	0	0
NAVY	VA	Norfolk	NAV SHIPYD	1	138	0	0	0	0
ODA	DC	Washington	Def Information Systems Agency	3	686	3	686	3	686
<b>TOTAL</b>	<b>7435</b>	<b>Office Information System Equipment</b>		<b>15</b>	<b>1,370</b>	<b>5</b>	<b>808</b>	<b>4</b>	<b>756</b>

Prepared by:

Washington Headquarters Services  
Directorate for Information  
Operations and Reports

# Prime Contract Awards by FSC/SVC and Purchasing Office in Excess of \$100,000

Dollars In Thousands

FY 1992

## 7450 Office Type Sound Recording Repro Mach

DEPT	STATE	CITY	PURCHASE OFFICE	TOTAL ALL ACTIONS	AWARDS DOLLARS	U.S. BUSINESS ACTIONS	BUSINESS DOLLARS	SMALL BUSINESS ACTIONS	BUSINESS DOLLARS
ARMY	CO	Aurora	Fitzsimons Army Medical Center	1	119	0	0	0	0
NAVY	DC	Washington	Marine Corps	6	247	0	0	0	0
NAVY	MD	Bethesda	National Naval Medical Center	1	142	0	0	0	0
NAVY	FL	Jacksonville	Naval Hospital	6	508	6	508	0	0
NAVY	SC	Charleston	Naval Hospital	1	130	1	130	0	0
NAVY	PA	Mechanicsburg	Navy Ships Parts Control Center	1	570	1	570	1	570
AIR FORCE	TX	Kelly AFB	San Antonio ALC/PKO	1	148	0	0	0	0
<b>TOTAL</b>			<b>7450 Office Type Sound Recording Repro Mach</b>	<b>33</b>	<b>2,508</b>	<b>12</b>	<b>1,302</b>	<b>3</b>	<b>669</b>

Prepared by:

Washington Headquarters Services  
Directorate for Information  
Operations and Reports



# Prime Contract Awards by FSC/SVC and Purchasing Office in Excess of \$100,000

Dollars In Thousands

FY 1992

## 7460 Visible Record Equipment

DEPT	STATE	CITY	PURCHASE OFFICE	TOTAL ALL ACTIONS	AWARDS DOLLARS	U. S. ACTIONS	BUSINESS DOLLARS	SMALL ACTIONS	BUSINESS DOLLARS
ARMY	KY	Fort Campbell	Directorate of Contracting	1	130	0	0	0	0
NAVY	IN	Indianapolis	NAC (Avionics Prog Branch 614)	1	185	1	185	1	185
NAVY	DC	Washington	Naval Regional Contracting Ctr	4	162	0	0	0	0
NAVY	NY	New York	Naval Regional Contracting Ctr	1	116	0	0	0	0
NAVY	PA	Mechanicsburg	Navy Ships Parts Control Center	2	106	0	0	0	0
AIR FORCE	CO	Lowry AFB	3415 CONS/CC	2	169	0	0	0	0
AIR FORCE	OH	Wright Patterson	AFBASC/PKW	6	351	0	0	0	0
AIR FORCE	LA	Barksdale AFB	BMW/LGC	2	134	0	0	0	0
AIR FORCE	UT	Hill AFB	Ogden ALC/PKO	5	240	0	0	0	0
AIR FORCE	OK	Tinker AFB	Oklahoma City ALC/PKO	6	741	0	0	0	0
AIR FORCE	NY	Griffiss AFB	RL/PKRL Image System Section	1	1,113	1	1,113	0	0
<b>TOTAL</b>		<b>7460 Visible Record Equipment</b>		<b>67</b>	<b>4,858</b>	<b>4</b>	<b>1,375</b>	<b>2</b>	<b>218</b>

Prepared by:

Washington Headquarters Services  
Directorate for Information  
Operations and Reports

# Prime Contract Awards by FSC/SVC and Purchasing Office in Excess of \$100,000

Dollars In Thousands  
FY 1992

7490 Miscellaneous Office Machines		PURCHASE OFFICE		TOTAL ALL	U. S.	SMALL	BUSINESS
DEPT	STATE	CITY		ACTIONS	AWARDS	ACTIONS	DOLLARS
					DOLLARS		DOLLARS
ARMY	GA	Fort Benning	Commander USA Infantry Center	1	508	1	508
ARMY	CO	Fort Carson	Directorate of Contracting	1	110	1	110
ARMY	GA	Fort McPherson	Directorate of Contracting	2	134	0	0
ARMY	KY	Fort Campbell	Directorate of Contracting	1	473	1	473
ARMY	MD	Fort Meade	Directorate of Contracting	6	422	5	384
ARMY	NC	Fort Bragg	Directorate of Contracting	8	460	7	415
ARMY	NY	New York	Regional Contrng Off Frankfurt	1	103	0	0
ARMY	VA	Fort Belvoir	USA Intelligence & Security Cmd	2	138	0	0
NAVY	DC	Washington	Marine Corps	5	310	0	0
NAVY	SC	Charleston NWS	Naval Electronic Systems Enginee	2	112	0	0
NAVY	DC	Naval Station	Naval Regional Contracting Ctr	3	267	1	64
AIR FORCE	CA	Norton AFB	AFMEC/PK	3	230	3	230
AIR FORCE	TX	Kelly AFB	San Antonio ALC/PKO	2	520	0	0
OCE	MI	Detroit	USA Engineer District Detroit	3	204	0	0
ODA	FL	MacDill AFB	Commander US Spec Opns Cmd	1	129	1	129
ODA	DC	Washington	Def Information Systems Agency	1	123	0	0
<b>TOTAL</b>			<b>7490 Miscellaneous Office Machines</b>	<b>85</b>	<b>5,771</b>	<b>26</b>	<b>2,427</b>
							<b>208</b>

Prepared by:  
Washington Headquarters Services  
Directorate for Information  
Operations and Reports

# Prime Contract Awards by FSC/SVC and Purchasing Office in Excess of \$100,000

Dollars In Thousands

FY 1992

## 7510 Office Supplies

DEPT	STATE	CITY	PURCHASE OFFICE	TOTAL ALL AWARDS ACTIONS	TOTAL ALL AWARDS DOLLARS	U.S. BUSINESS ACTIONS	U.S. BUSINESS DOLLARS	SMALL BUSINESS ACTIONS	SMALL BUSINESS DOLLARS
ARMY	GA	Fort Stewart	Directorate of Contracting	3	182	0	0	0	0
ARMY	VA	Fort Belvoir	Ft Belvoir Dir of Contracting	1	156	0	0	0	0
ARMY	NY	New York	Regionl Contng Off Bad Kreuznach	6	280	0	0	0	0
ARMY	AL	Huntsville	USA Engineer Division Huntsville	4	663	0	0	0	0
NAVY	PA	Philadelphia	NRCC Phila (Lg Purch)	3	918	3	918	3	918
NAVY	DC	Washington	Naval Regional Contracting Ctr	4	259	2	166	2	166
NAVY	DC	Washington	Naval Sea Systems Command	3	213	0	0	0	0
AIR FORCE	TX	Randolph AFB	12 CONS/CC	2	213	0	0	0	0
AIR FORCE	CA	McClellan AFB	Sacramento ALC/LMK	1	4,360	0	0	0	0
OCE	MS	Vicksburg	USA Engineer District Vicksburg	3	103	0	0	0	0
ODA	DC	Washington	Defense Supply Svc - Washington	1	114	1	114	1	114
<b>TOTAL</b>		<b>7510 Office Supplies</b>		<b>58</b>	<b>8,582</b>	<b>11</b>	<b>1,406</b>	<b>9</b>	<b>1,337</b>

Prepared by:

Washington Headquarters Services  
Directorate for Information  
Operations and Reports

ST 28

# Prime Contract Awards by FSC/SVC and Purchasing Office in Excess of \$100,000

Dollars In Thousands

FY 1992

7520 Office Devices and Accessories									
DEPT	STATE	CITY	PURCHASE OFFICE	TOTAL ALL AWARDS ACTIONS	DOLLARS	U.S. BUSINESS ACTIONS	DOLLARS	SMALL BUSINESS ACTIONS	DOLLARS
TOTAL	7520	Office Devices and Accessories		13	531	5	176	4	318

Prepared by:

Washington Headquarters Services  
Directorate for Information  
Operations and Reports

# Prime Contract Awards by FSC/SVC and Purchasing Office in Excess of \$100,000

Dollars In Thousands  
FY 1992

7530 Stationery and Record Forms

DEPT	STATE	CITY	PURCHASE OFFICE	TOTAL ALL AWARDS ACTIONS	TOTAL ALL AWARDS DOLLARS	U. S. BUSINESS ACTIONS	U. S. BUSINESS DOLLARS	SMALL BUSINESS ACTIONS	SMALL BUSINESS DOLLARS
ARMY	OK	Fort Sill	Commander USA Field Artillery	3	111	2	84	0	0
ARMY	IN	FT Benjamin Harrison	Commander USA Soldier Support	2	134	1	70	1	70
APMY	MD	Fort Meade	Directorate of Contracting	3	112	3	112	0	0
AR IV	NY	New York	Regional Contrng Off Grafenwoehr	1	186	0	0	0	0
ARMY	IL	Rock Island	Rock Island Arsenal	3	123	0	0	0	0
ARMY	IL	Granite City	USA Charles Melvin Price Support	4	129	0	0	0	0
ARMY	NJ	Fort Monmouth	USA Comm & Electronics Command	3	431	1	301	1	301
ARMY	AL	Redstone Arsenal	USA Missile Command	6	399	0	0	0	0
NAVY	DC	Washington	Marine Corps	1	133-	0	0	0	0
NAVY	VA	Norfolk NAV SHIPYD	Naval Shipyard	1	114	0	0	0	0
NAVY	SC	Charleston	Naval Supply Center	3	125	0	0	0	0
AIR FORCE	CA	McClellan AFB	Sacramento ALC/PKO	1	140	1	140	1	140
DLA	VA	Richmond	Defense General Supply Center	4	878	4	878	3	842
DLA	PA	Philadelphia	Defense Pers Spt Ctr (Medical)	4	211	4	211	4	211
<b>TOTAL 7530 Stationery and Record Forms</b>				<b>76</b>	<b>4,229</b>	<b>25</b>	<b>2,229</b>	<b>13</b>	<b>1,760</b>

Prepared by:  
Washington Headquarters Services  
Directorate for Information  
Operations and Reports

ST 28

# Prime Contract Awards by FSC/SVC and Purchasing Office in Excess of \$100,000

Dollars In Thousands

FY 1992

7540 Standard Forms

DEPT	STATE	CITY	PURCHASE OFFICE	TOTAL ALL AWARDS ACTIONS	DOLLARS	U.S. BUSINESS ACTIONS	DOLLARS	SMALL BUSINESS ACTIONS	DOLLARS
AIR FORCE	OH	Wright	Patterson AFBASC/PKW	4	445	0	0	0	0
TOTAL			7540 Standard Forms	7	571	1	41	0	0

Prepared by:  
Washington Headquarters Services  
Directorate for Information  
Operations and Reports

# Prime Contract Awards by FSC/SVC and Purchasing Office in Excess of \$100,000

Dollars in Thousands

FY 1992

## 7610 Books and Pamphlets

DEPT	STATE	CITY	PURCHASE OFFICE	TOTAL ALL AWARDS ACTIONS	DOLLARS	U.S. BUSINESS ACTIONS	DOLLARS	SMALL BUSINESS ACTIONS	BUSINESS DOLLARS
ARMY	AL	Anniston	Anniston Army Depot	3	120	0	0	0	0
ARMY	TX	Fort Sam Houston	Brooke Army Medical Center	3	188	0	188	0	0
ARMY	VA	Charlottesville	Commandant The Judge Advocate	4	834	0	0	0	0
ARMY	VA	Fort Lee	Commander USA Quartermaster Ctr	7	844	7	844	1	64
ARMY	GA	Fort Stewart	Directorate of Contracting	6	257	4	177	4	177
ARMY	KY	Fort Campbell	Directorate of Contracting	6	340	4	268	0	0
ARMY	NC	Fort Bragg	Directorate of Contracting	2	261	1	234	1	234
ARMY	NY	New York	Regional Contrng Off Frankfurt	1	115	0	0	0	0
ARMY	MD	St Louis	USA Aviation Systems Command	7	1,605	7	1,605	0	0
ARMY	NJ	Fort Monmouth	USA Comm & Electronics Command	2	2,038	1	39	1	39
ARMY	MD	Fort Detrick	USA Medical Research	1	190	1	190	1	190
ARMY	NY	West Point MIL RES	USA Military Academy	25	1,702	25	1,702	0	0
ARMY	AL	Redstone Arsenal	USA Missile Command	9	1,577	7	452	0	0
ARMY	NY	New York	USAREUR Contracting Center	3	416	3	416	3	416
NAVY	CA	Point Mugu	Naval Air Station	1	107	1	107	0	0
NAVY	PA	Philadelphia	Naval Aviation Support Office	4	468	4	468	3	425
NAVY	FL	Pensacola	Naval Education & Training Ctr	19	1,035	0	0	0	0
NAVY	DC	Naval Station	Naval Regional Contracting Ctr	5	238	3	152	0	0
NAVY	DC	Washington	Naval Regional Contracting Ctr	9	636	2	112	0	0
NAVY	FL	Jacksonville	Naval Supply Center	1	192	1	192	0	0
NAVY	FL	Pensacola NAS	Naval Supply Center	4	339	4	339	2	210
NAVY	VA	Norfolk	Naval Supply Center	3	220	0	0	0	0
NAVY	MD	White Oak	Naval Surface Weapons Center	3	176	3	176	3	176
AIR FORCE	MD	Andrews AFB	AFDM/1100 CNS/CN (WACC)(OPER)	2	525	0	0	0	0
AIR FORCE	CA	Edwards AFB	AFFTC/PKW	2	225	1	225	0	225
AIR FORCE	OH	Wright Patterson AFB	AFBASC/PKW	25	2,264	14	1,234	7	508
AIR FORCE	NY	New York	OL-A Det2 7000 CONS/LGC	1	453	0	0	0	0
AIR FORCE	CA	McClellan AFB	Sacramento ALC/LAK	1	734	1	734	0	0
DLA	VA	Richmond	Defense General Supply Center	55	4,317	44	3,807	27	2,146
ODA	MD	Bethesda	Uniformed Svcs U of Health Scien	5	1,204	0	0	0	0
ODA	DC	Washington	Virginia Contracting Activity	2	1,025	1	983	1	983
TOTAL		7610 Books and Pamphlets		264	24,534	160	15,496	62	6,092

Prepared by:

Washington Headquarters Services  
Directorate for Information  
Operations and Reports

# Prime Contract Awards by FSC/SVC and Purchasing Office in Excess of \$100,000

Dollars In Thousands

FY 1992

## 7630 Newspapers and Periodicals

DEPT	STATE	CITY	PURCHASE OFFICE	TOTAL ALL AWARDS ACTIONS	U.S. BUSINESS ACTIONS	SMALL BUSINESS ACTIONS	BUSINESS DOLLARS
ARMY	NC	Fort Bragg	Directorate of Contracting	2	0	0	0
ARMY	DC	Washington	National Defense University	2	0	0	0
ARMY	MD	Fort Detrick	USA Medical Research	1	0	0	0
ARMY	NY	West Point	USA Military Academy	3	3	0	129
ARMY	HI	Fort Shafter	USA Support Command	3	3	3	166-
ARMY	DC	Washington	Walter Reed Army Medical Center	1	0	0	202
NAVY	DC	Naval Station	Naval Regional Contracting Ctr	1	1	1	122
NAVY	DC	Washington	Naval Regional Contracting Ctr	2	1	0	81
NAVY	CA	San Diego	Naval Supply Center	1	0	0	0
NAVY	FL	Jacksonville	Naval Supply Center	1	0	0	0
NAVY	HI	Pearl Harbor	Naval Supply Center	3	0	0	0
NAVY	PA	Philadelphia	Naval Supply Center	1	0	0	0
AIR FORCE	NM	Holloman AFB	Navy Ship Sys Engrng Station	1	0	0	0
AIR FORCE	CA	March AFB	49 TFW/LGC	1	1	1	202
AIR FORCE	OH	Wright Patterson	AREFW/LGC	9	7	3	1,482
OCE	VA	Fort Belvoir	Humphrey Engineer Supt Acty Ctr	3	3	0	1,204
TOTAL			7630 Newspapers and Periodicals	66	21	8	2,179
							704

Prepared by:

Washington Headquarters Services  
Directorate for Information  
Operations and Reports



ST 28

# Prime Contract Awards by FSC/SVC and Purchasing Office in Excess of \$100,000

Dollars In Thousands

FY 1992

## 7640 Maps, Atlases Charts and Globes

DEPT	STATE	CITY	PURCHASE OFFICE	TOTAL ALL AWARDS ACTIONS	DOLLARS	U. S. BUSINESS ACTIONS	DOLLARS	SMALL BUSINESS ACTIONS	DOLLARS
NAVY ODA	CA	China Lake	Naval Weapons Center	5	159	5	159	5	159
	VA	Reston	Defense Mapping Agency Sys Ctr	22	3,804	22	3,804	5	1,981
TOTAL	7640	Maps, Atlases Charts and Globes		29	4,054	27	3,963	10	2,141

Prepared by:  
Washington Headquarters Services  
Directorate for Information  
Operations and Reports

# Prime Contract Awards by FSC/SVC and Purchasing Office in Excess of \$100,000

Dollars In Thousands

FY 1992

## 7650 Drawings and Specifications

DEPT	STATE	CITY	PURCHASE OFFICE	TOTAL ALL AWARDS ACTIONS	U. S. BUSINESS ACTIONS	U. S. BUSINESS DOLLARS	SMALL BUSINESS ACTIONS	SMALL BUSINESS DOLLARS
ARMY	AL	Redstone Arsenal	USA Missile Command	1	1	268	1	268
NAVY	PA	Philadelphia	NRCC Phila (Lg Purch)	2	2	1,755	1	30
NAVY	KY	Louisville	Naval Ordnance Station	1	1	147	0	0
NAVY	SC	Charleston	Naval Supply Center	3	0	159	0	0
NAVY	VA	Norfolk	Naval Supply Center	2	2	130	2	130
NAVY	WA	Bremerton	Naval Supply Center Puget Sound	4	0	237	0	0
NAVY	IN	Crane NAVWSC	Naval Weapons Support Center	1	1	435	0	0
<b>TOTAL</b>		<b>7650 Drawings and Specifications</b>		<b>17</b>	<b>10</b>	<b>2,919</b>	<b>4</b>	<b>428</b>

Prepared by:

Washington Headquarters Services  
Directorate for Information  
Operations and Reports

# Prime Contract Awards by FSC/SVC and Purchasing Office in Excess of \$100,000

Dollars In Thousands

FY 1992

## 7670 Microfilm Processed

DEPT	STATE	CITY	PURCHASE OFFICE	TOTAL ALL AWARDS ACTIONS	AWARDS DOLLARS	J. S. BUSINESS ACTIONS	BUSINESS DOLLARS	SMALL BUSINESS ACTIONS	BUSINESS DOLLARS
ARMY	NJ	Picatinny Arsenal	HQ AMCCOM	1	701	0	0	0	0
ARMY	IL	Rock Island	Rock Island Arsenal	2	137	0	0	0	0
ARMY	MD	Aberdeen	PROV GRND	2	341	0	0	0	0
ARMY	AL	Redstone Arsenal	USA Aberdeen Proving Ground	11	455	0	0	0	0
NAVY	CA	San Diego	USA Missile Command	2	179	2	179	0	0
AIR FORCE	UT	Hill AFB	Naval Regional Contracting Ctr	3	167	0	0	0	0
DLA	PA	New Cumberland Depot	Ogden ALC/PKO	2	849	0	0	0	0
			Defense Distribution Region East						
TOTAL			7670 Microfilm Processed	51	3,996	5	294	1	32

Prepared by:

Washington Headquarters Services  
Directorate for Information  
Operations and Reports

# Prime Contract Awards by FSC/SVC and Purchasing Office in Excess of \$100,000

Dollars In Thousands

FY 1992

## 7690 Miscellaneous Printed Matter

DEPT	STATE	CITY	PURCHASE OFFICE	TOTAL ALL AWARDS ACTIONS	TOTAL ALL AWARDS DOLLARS	U. S. BUSINESS ACTIONS	U. S. BUSINESS DOLLARS	SMALL BUSINESS ACTIONS	SMALL BUSINESS DOLLARS
ARMY	MA	Natick	USA Natick Resch Devl & Engrng	1	283	1	283	1	283
NAVY	DC	Washington	Marine Corps	3	164	3	164	2	124
NAVY	PA	Philadelphia	NRCC Phila (Lg Purch)	39	109,231	38	109,231	1	30
NAVY	DC	Washington	Naval Air Systems Command	74	5,055	69	2,147-	3	530
NAVY	VA	Crystal City	Naval Air Systems Command	5	5,593	5	5,593	0	0
NAVY	PA	Philadelphia	Naval Aviation Support Office	1	325	1	325	0	0
NAVY	PA	Philadelphia	Navy Ship Sys Engrng Station	3	195	3	195	3	195
AIR FORCE	OH	Wright Patterson	AFBASC/PKG	2	143	2	143	2	143
<b>TOTAL</b>			<b>7690 Miscellaneous Printed Matter</b>	<b>146</b>	<b>121,715</b>	<b>129</b>	<b>113,993</b>	<b>16</b>	<b>1,450</b>

Prepared by:

Washington Headquarters Services  
Directorate for Information  
Operations and Reports

# Prime Contract Awards by FSC/SVC and Purchasing Office in Excess of \$100,000

Dollars In Thousands  
FY 1992

7710 Musical Instruments		PURCHASE OFFICE		TOTAL ALL AWARDS	U. S. BUSINESS	SMALL BUSINESS
DEPT	STATE CITY			ACTIONS DOLLARS	ACTIONS DOLLARS	ACTIONS DOLLARS
NAVY	VA Norfolk	NAV SHIPYD	School Of Music	3	171	0
AIR FORCE	OH Newark	Air Force	StaAGMC/PK	1	304	304
AIR FORCE	OH Wright	Patterson	AFBASC/PKW	4	180	153
<b>TOTAL</b>	<b>7710 Musical Instruments</b>			<b>20</b>	<b>1,173</b>	<b>6 572</b>

Prepared by:  
Washington Headquarters Services  
Directorate for Information  
Operations and Reports

**Prime Contract Awards by FSC/SVC and  
Purchasing Office in Excess of \$100,000**

Dollars In Thousands  
FY 1992

DEPT	STATE	CITY	PURCHASE OFFICE	TOTAL ALL AWARDS ACTIONS	DOLLARS	U. S. BUSINESS ACTIONS	DOLLARS	SMALL BUSINESS ACTIONS	DOLLARS
7720			Musical Instrument Parts and Accessories	3	141	2	91	1	39
TOTAL			7720 Musical Instrument Parts and Accessories						

Prepared by:  
Washington Headquarters Services  
Directorate for Information  
Operations and Reports

# Prime Contract Awards by FSC/SVC and Purchasing Office in Excess of \$100,000

Dollars In Thousands

FY 1992

7730 Phonographs, Radios, TV Sets: Home Type

DEPT	STATE	CITY	PURCHASE OFFICE	TOTAL ALL AWARDS ACTIONS	DOLLARS	U.S. BUSINESS ACTIONS	DOLLARS	SMALL BUSINESS ACTIONS	DOLLARS
ARMY	AK	Fort Richardson	HQ 6th Infantry Div/USA Garrison	3	193	0	0	0	0
ARMY	MD	Aberdeen PROV GRND	USA Aberdeen Proving Ground	1	169	1	169	0	0
<b>TOTAL</b>		<b>7730 Phonographs, Radios, TV Sets: Home Type</b>		<b>35</b>	<b>1,862</b>	<b>3</b>	<b>313</b>	<b>2</b>	<b>145</b>

Prepared by:

Washington Headquarters Services  
Directorate for Information  
Operations and Reports

# Prime Contract Awards by FSC/SVC and Purchasing Office in Excess of \$100,000

Dollars In Thousands

FY 1992

## 7740 Phonograph Records

DEPT	STATE	CITY	PURCHASE OFFICE	TOTAL ALL AWARDS ACTIONS	DOLLARS	U.S. BUSINESS ACTIONS	DOLLARS	SMALL BUSINESS ACTIONS	DOLLARS
AIR FORCE ODA	NY	New York CA Sun Valley	Det2 7000 CONS/LGC Armed Forces Radio & TV Service	1 7	104 1,487	1 7	104 1,487	0 7	0 1,487
<b>TOTAL</b>		<b>7740 Phonograph Records</b>		<b>8</b>	<b>1,591</b>	<b>8</b>	<b>1,591</b>	<b>7</b>	<b>1,487</b>

Prepared by:

Washington Headquarters Services  
Directorate for Information  
Operations and Reports



ST 28

# Prime Contract Awards by FSC/SVC and Purchasing Office in Excess of \$100,000

Dollars In Thousands  
FY 1992

7810 Athletic and Sporting Equipment

DEPT	STATE	CITY	PURCHASE OFFICE	TOTAL ALL AWARDS ACTIONS	AWARDS DOLLARS	U.S. BUSINESS ACTIONS	BUSINESS DOLLARS	SMALL BUSINESS ACTIONS	BUSINESS DOLLARS
ARMY	NY	New York	Regional Contrng Off Augsburg	1	133	0	0	0	0
ARMY	NY	New York	Regional Contrng Off Grafenwoehr	3	144	0	0	0	0
ARMY	NY	New York	Regional Contrng Off Stuttgart	1	134	0	0	0	0
NAVY	SC	Charleston	Navy Coastal Systems Center	2	166	2	166	2	166
AIR FORCE	NY	New York	Det 2 7000 CONS/LGC	10	2,545	0	0	0	0
<b>TOTAL</b>			<b>7810 Athletic and Sporting Equipment</b>	<b>46</b>	<b>4,229</b>	<b>11</b>	<b>514</b>	<b>8</b>	<b>425</b>

Prepared by:  
Washington Headquarters Services  
Directorate for Information  
Operations and Reports

# Prime Contract Awards by FSC/SVC and Purchasing Office in Excess of \$100,000

Dollars In Thousands

FY 1992

## 7820 Games, Toys and Wheeled Goods

DEPT	STATE	CITY	PURCHASE OFFICE	TOTAL ALL AWARDS ACTIONS	TOTAL ALL AWARDS DOLLARS	U.S. BUSINESS ACTIONS	U.S. BUSINESS DOLLARS	SMALL BUSINESS ACTIONS	SMALL BUSINESS DOLLARS
ARMY	GA	Fort Stewart	Directorate of Contracting	3	163	2	93	2	93
ARMY	NY	New York	Regional Contrng Off Fuerth	1	168	0	0	0	0
ARMY	NY	New York	Regional Contrng Off Seckenheim	1	170	0	0	0	0
ARMY	NY	New York	Regional Contrng Off Stuttgart	2	107	0	0	0	0
NAVY	VA	Norfolk	Naval Supply Center	4	152	0	0	0	0
<b>TOTAL</b>			<b>7820 Games, Toys and Wheeled Goods</b>	<b>27</b>	<b>1,474</b>	<b>3</b>	<b>143</b>	<b>3</b>	<b>143</b>

*Prepared by:*

Washington Headquarters Services  
Directorate for Information  
Operations and Reports

# Prime Contract Awards by FSC/SVC and Purchasing Office in Excess of \$100,000

Dollars In Thousands  
FY 1992

7830 Recreational and Gymnastic Equipment

DEPT	STATE	CITY	PURCHASE OFFICE	TOTAL ALL AWARDS ACTIONS	DOLLARS	U. S. BUSINESS ACTIONS	DOLLARS	SMALL BUSINESS ACTIONS	DOLLARS
ARMY	KY	Fort Knox	Commander USA Armor Center	3	100	0	0	0	0
ARMY	KS	Fort Riley	Directorate of Contracting	4	213	0	0	0	0
ARMY	AK	Fort Richardson	HQ 6th Infantry Div/USA Garrison	3	221	0	0	0	0
ARMY	HI	Fort Shafter	USA Support Command	3	106	1	30	0	0
NAVY	DC	Washington	Marine Corps	9	396	0	0	0	0
NAVY	VA	Northwest	Naval Security Group Activity No	2	109	0	0	0	0
NAVY	FL	Jacksonville	Naval Supply Center	2	148	0	0	0	0
NAVY	WA	Bremerton	Naval Supply Center Puget Sound	4	212	0	0	0	0
NAVY	WA	Bremerton	18 CONS/LGC	5	159	0	0	0	0
AIR FORCE	CA	San Francisco	21ST CONS/LGC	1	115	0	0	0	0
AIR FORCE	CO	Peterson AFB	30th CONS/PKOD	3	122	0	0	0	0
AIR FORCE	CA	Vandenberg AFB	3800 LS/LGCW	2	233	2	233	2	233
AIR FORCE	AL	Maxwell AFB	393 COMS/CC	1	211	0	0	0	0
AIR FORCE	MS	Keesler AFB	62 COMS/LGC	2	121	0	0	0	0
AIR FORCE	WA	McChord AFB	AFBASC/PKW	1	136	1	136	1	136
AIR FORCE	OH	Wright Patterson AFB	OL-E Det 4 7000 CONS/LGC	2	174	0	0	0	0
AIR FORCE	NY	New York	SMA/LGC	1	124	0	0	0	0
AIR FORCE	SD	Ellsworth AFB		1	124	0	0	0	0
<b>TOTAL</b>			<b>7830 Recreational and Gymnastic Equipment</b>	<b>117</b>	<b>5,823</b>	<b>10</b>	<b>746</b>	<b>6</b>	<b>523</b>

Prepared by:

Washington Headquarters Services  
Directorate for Information  
Operations and Reports

# Prime Contract Awards by FSC/SVC and Purchasing Office in Excess of \$100,000

Dollars in Thousands

FY 1992

## 7910 Floor Polishers and Vacuum Cleaners

DEPT	STATE	CITY	PURCHASE OFFICE	TOTAL ALL AWARDS ACTIONS	TOTAL ALL AWARDS DOLLARS	U. S. BUSINESS ACTIONS	U. S. BUSINESS DOLLARS	SMALL BUSINESS ACTIONS	SMALL BUSINESS DOLLARS
ARMY	TX	Texarkana	Red River Army Depot	1	573	0	0	0	0
ARMY	MD	Aberdeen	USA Aberdeen Proving Ground	1	155	1	155	1	155
ARMY	MI	Warren	USA Tank-Automotive Command	1	185	1	185	1	185
ARMY	IL	Springfield	USPFO for Illinois	1	134	0	0	0	0
ARMY	IA	Johnston	USPFO for Iowa	1	129	0	0	0	0
ARMY	KY	Frankfort	USPFO for Kentucky	1	167	0	0	0	0
ARMY	MI	Lansing	USPFO for Michigan	2	109	0	0	0	0
ARMY	MO	Jefferson City	USPFO for Missouri	1	118	0	0	0	0
NAVY	DC	Washington	Marine Corps	3	230	0	0	0	0
DLA	UT	Ogden	Defense Depot Ogden	3	240	0	0	0	0
<b>TOTAL</b>			<b>7910 Floor Polishers and Vacuum Cleaners</b>	<b>43</b>	<b>3,257</b>	<b>5</b>	<b>478</b>	<b>5</b>	<b>478</b>

Prepared by:

Washington Headquarters Services  
Directorate for Information  
Operations and Reports

ST 28

# Prime Contract Awards by FSC/SVC and Purchasing Office in Excess of \$100,000

Dollars In Thousands

FY 1992

## 7920 Brooms, Brushes, Mops and Sponges

DEPT	STATE	CITY	PURCHASE OFFICE	TOTAL ALL AWARDS ACTIONS	DOLLARS	U.S. BUSINESS ACTIONS	DOLLARS	SMALL BUSINESS ACTIONS	DOLLARS
AIR FORCE DLA	WA PA	McChord AFB Philadelphia	62 CONS/LGC Def Pers Spt Ctr (Subsistence)	1 7	230 526	1 0	230 0	0 0	0 0
TOTAL	7920 Brooms, Brushes, Mops and Sponges			9	810	1	230	0	0

Prepared by:  
Washington Headquarters Services  
Directorate for Information  
Operations and Reports

# Prime Contract Awards by FSC/SVC and Purchasing Office in Excess of \$100,000

Dollars In Thousands

FY 1992

## 7930 Cleaning & Polishing Compounds & Preps

DEPT	STATE	CITY	PURCHASE OFFICE	TOTAL ALL AWARDS ACTIONS	DOLLARS	U. S. BUSINESS ACTIONS	DOLLARS	SMALL BUSINESS ACTIONS	DOLLARS
ARMY	NY	New York	Regional Contrng Off Hanau	4	219	0	0	0	0
ARMY	NY	New York	Regional Contrng Off Vicenza	2	255	0	0	0	0
NAVY	VA	Norfolk	Naval Supply Center	5	177	0	0	0	0
DLA	PA	Philadelphia	Def Pers Spt Ctr (Subsistence)	196	28,404	196	28,404	2	486
<b>TOTAL</b>	<b>7930 Cleaning &amp; Polishing Compounds &amp; Preps</b>			<b>218</b>	<b>29,526</b>	<b>198</b>	<b>28,499</b>	<b>3</b>	<b>556</b>

Prepared by:

Washington Headquarters Services  
Directorate for Information  
Operations and Reports

# Prime Contract Awards by FSC/SVC and Purchasing Office in Excess of \$100,000

Dollars In Thousands

FY 1992

## 8010 Paints, Dopes, Varnishes & Related Product

DEPT	STATE	CITY	PURCHASE OFFICE	TOTAL ALL AWARDS ACTIONS	DOLLARS	U. S. BUSINESS ACTIONS	DOLLARS	SMALL BUSINESS ACTIONS	DOLLARS
ARMY	PA	Chambersburg	Letterkenny Army Depot	6	448	6	448	6	448
NAVY	DC	Washington	Marine Corps	1	127	1	127	0	0
NAVY	DC	Washington	Military Sealift Command	21	1,351	21	1,351	0	0
NAVY	SC	Charleston	Naval Supply Center	2	133	2	133	1	67
NAVY	PA	Mechanicsburg	Navy Ships Parts Control Center	7	936	7	936	7	936
NAVY	WA	Seattle	Navy Supply Depot	4	420	0	0	0	0
NAVY	CA	San Diego	Supervisor Shipbuilding, Convers	6	446	6	446	6	446
AIR FORCE	UT	Hill AFB	Ogden ALC/PKO	6	570	6	570	4	168
<b>TOTAL</b>			<b>8010 Paints, Dopes, Varnishes &amp; Related Product</b>	<b>71</b>	<b>5,137</b>	<b>58</b>	<b>4,351</b>	<b>30</b>	<b>2,312</b>

Prepared by:

Washington Headquarters Services  
Directorate for Information  
Operations and Reports

ST 28

# Prime Contract Awards by FSC/SVC and Purchasing Office in Excess of \$100,000

Dollars In Thousands

FY 1992

## 8020 Paint and Artists' Brushes

DEPT	STATE	CITY	PURCHASE OFFICE	TOTAL ALL AWARDS ACTIONS	DOLLARS	U.S. BUSINESS ACTIONS	DOLLARS	SMALL BUSINESS ACTIONS	DOLLARS
NAVY	DC	Washington	Marine Corps	1	227-	1	227-	1	227-
TOTAL	8020 Paint and Artists' Brushes			1	227-	1	227-	1	227-

Prepared by:  
Washington Headquarters Services  
Directorate for Information  
Operations and Reports



# Prime Contract Awards by FSC/SVC and Purchasing Office in Excess of \$100,000

Dollars In Thousands

FY 1992

## 8030 Preservative and Sealing Compounds

DEPT	STATE	CITY	PURCHASE OFFICE	TOTAL ALL AWARDS ACTIONS	DOLLARS	U. S. BUSINESS ACTIONS	DOLLARS	SMALL BUSINESS ACTIONS	DOLLARS
NAVY	CA	Long Beach	Naval Regional Contracting Ctr	2	154	2	154	1	58
NAVY	PA	Mechanicsburg	Navy Ships Parts Control Center	9	527	9	527	4	70
TOTAL	8030	Preservative and Sealing Compounds		23	1,210	21	1,086	14	491

Prepared by:

Washington Headquarters Services  
Directorate for Information  
Operations and Reports

570

**Prime Contract Awards by FSC/SVC and  
Purchasing Office in Excess of \$100,000**

Dollars In Thousands  
FY 1992

8040 Adhesives		PURCHASE OFFICE		TOTAL ALL AWARDS	U. S. BUSINESS	SMALL BUSINESS
DEPT	STATE CITY			ACTIONS DOLLARS	ACTIONS DOLLARS	ACTIONS DOLLARS
NAVY	PA Mechanicsburg	Navy Ships	Parts Control Center	2 191	2 191	2 191
TOTAL	8040 Adhesives			4 259	4 259	3 233

Prepared by:  
Washington Headquarters Services  
Directorate for Information  
Operations and Reports

# Prime Contract Awards by FSC/SVC and Purchasing Office in Excess of \$100,000

Dollars In Thousands

FY 1992

## 8105 Bags and Sacks

DEPT	STATE	CITY	PURCHASE OFFICE	TOTAL ALL AWARDS ACTIONS	DOLLARS	U.S. BUSINESS ACTIONS	DOLLARS	SMALL BUSINESS ACTIONS	DOLLARS
ARMY	NC	Fort Bragg	Directorate of Contracting	5	211	0	0	0	0
NAVY	VA	Norfolk	Naval Shipyard	2	123	2	123	2	123
DLA	PA	Philadelphia	Def Pers Spt Ctr (Subsistence)	48	2,743	48	2,743	7	337
ODA	CA	Santa Ana	Defense Commissary Agency	13	517	13	517	2	72
ODA	MD	Fort Meade	Defense Commissary Agency	5	411	5	411	5	411
ODA	TX	Kelly AFB	Defense Commissary Agency	5	917	5	917	5	917
ODA	VA	Fort Lee	Defense Commissary Agency	2	109	2	109	1	75
ODA	VA	Norfolk	Defense Commissary Agency	22	1,229	22	1,229	1	35
<b>TOTAL</b>		<b>8105 Bags and Sacks</b>		<b>113</b>	<b>6,696</b>	<b>105</b>	<b>6,389</b>	<b>30</b>	<b>2,281</b>

Prepared by:  
Washington Headquarters Services  
Directorate for Information  
Operations and Reports

# Prime Contract Awards by FSC/SVC and Purchasing Office in Excess of \$100,000

Dollars In Thousands

FY 1992

8110 Drums and Cans		PURCHASE OFFICE		TOTAL ALL AWARDS	U. S. BUSINESS	SMALL BUSINESS
DEPT	STATE CITY			ACTIONS DOLLARS	ACTIONS DOLLARS	ACTIONS DOLLARS
ARMY	MO St. Louis	USA Troop Support Cmd (TROSCOM)		2 2,577	2 2,577	0 0
NAVY	VA Norfolk	Naval Supply Center		1 125	1 125	1 125
NAVY	WA Bremerton	Naval Supply Center Puget Sound		9 344	8 262	1 42
DLA	VA Richmond	Defense General Supply Center		57 7,079	56 6,887	50 6,244
<b>TOTAL</b>	<b>8110 Drums and Cans</b>			<b>79 10,560</b>	<b>71 10,017</b>	<b>56 6,576</b>

Prepared by:  
Washington Headquarters Services  
Directorate for Information  
Operations and Reports

# Prime Contract Awards by FSC/SVC and Purchasing Office in Excess of \$100,000

Dollars In Thousands

FY 1992

## 8115 Boxes, Cartons and Crates

DEPT	STATE	CITY	PURCHASE OFFICE	TOTAL ALL AWARDS ACTIONS	DOLLARS	U. S. BUSINESS ACTIONS	DOLLARS	SMALL BUSINESS ACTIONS	DOLLARS
ARMY	AR	Pine Bluff	Pine Bluff Arsenal	2	261	1	26	1	26
ARMY	MD	St. Louis	USA Troop Support Cmd (TROSCOM)	1	475	1	475	1	475
NAVY	DC	Washington	Marine Corps	7	1,735	7	1,735	7	1,735
NAVY	DC	Washington	Military Sealift Command	4	10,337	0	0	0	0
NAVY	CA	Port Hueneme	Naval Construction Battalion Cen	1	707	1	707	1	707
NAVY	VA	Norfolk	Naval Supply Center	2	598	2	598	2	598
NAVY	IN	Crane	Naval Weapons Support Center	1	143	1	143	1	143
AIR FORCE	SC	Shaw AFB	363 iFW/LGC	2	452	2	452	2	452
AIR FORCE	TX	Carswell AFB	BMW/LGC	2	170	0	0	0	0
AIR FORCE	GA	Robins	Warner Robins ALC/PKO	2	185	1	51	1	51
DLA	TN	Memphis	Def Industrial Plant Equip Ctr	2	175	1	149	1	149
DLA	PA	Philadelphia	Def Pers Spt Ctr (Instal Spt)	2	131	2	131	2	131
DLA	CA	Tracy	Defense Distribution Region West	6	295	6	295	6	295
DLA	VA	Richmond	Defense General Supply Center	1	696	1	696	0	0
<b>TOTAL</b>		<b>8115 Boxes, Cartons and Crates</b>		<b>45</b>	<b>16,838</b>	<b>33</b>	<b>5,779</b>	<b>32</b>	<b>5,083</b>

Prepared by:

Washington Headquarters Services  
Directorate for Information  
Operations and Reports

# Prime Contract Awards by FSC/SVC and Purchasing Office in Excess of \$100,000

Dollars In Thousands  
FY 1992

8120 Commercial & Industrial Gas Cylinders

DEPT	STATE	CITY	PURCHASE OFFICE	TOTAL ALL AWARDS ACTIONS	TOTAL ALL AWARDS DOLLARS	U. S. BUSINESS ACTIONS	U. S. BUSINESS DOLLARS	SMALL BUSINESS ACTIONS	SMALL BUSINESS DOLLARS
ARMY	AZ	Yuma	USA Yuma Proving Ground	5	522	5	522	5	522
NAVY	SC	Charleston	Navy Coastal Systems Center	2	757	2	757	2	757
NAVY	PA	Mechanicsburg	Navy Ships Parts Control Center	3	266	3	266	0	0
AIR FORCE	OK	Tinker AFB	Oklahoma City ALC/LID	1	140	1	140	1	140
DLA	VA	Richmond	Defense General Supply Center	6	254	6	254	3	129
<b>TOTAL</b>		<b>8120 Commercial &amp; Industrial Gas Cylinders</b>		<b>23</b>	<b>2,207</b>	<b>23</b>	<b>2,207</b>	<b>14</b>	<b>1,719</b>

Prepared by:  
Washington Headquarters Services  
Directorate for Information  
Operations and Reports

ST 28

# Prime Contract Awards by FSC/SVC and Purchasing Office in Excess of \$100,000

Dollars In Thousands  
FY 1992

8125 Bottles and Jars		PURCHASE OFFICE	TOTAL ALL AWARDS		U. S. BUSINESS		SMALL BUSINESS	
DEPT	STATE CITY		ACTIONS	DOLLARS	ACTIONS	DOLLARS	ACTIONS	DOLLARS
NAVY	DC Washington	Naval Sea Systems Command	1	124	1	124	0	0
TOTAL	8125 Bottles and Jars		1	124	1	124	0	0

Prepared by:  
Washington Headquarters Services  
Directorate for Information  
Operations and Reports

ST 28

# Prime Contract Awards by FSC/SVC and Purchasing Office in Excess of \$100,000

Dollars In Thousands

FY 1992

8130 Reels and Spools	DEPT	STATE	CITY	PURCHASE OFFICE	TOTAL ALL AWARDS ACTIONS	DOLLARS	U. S. BUSINESS ACTIONS	DOLLARS	SMALL BUSINESS ACTIONS	DOLLARS
	TOTAL	8130	Reels and Spools		1	84	1	84	1	84

Prepared by:  
Washington Headquarters Services  
Directorate for Information  
Operations and Reports