

AD-A263 351



2

Draft




Department
of
Defense

DoD Electronic Data Interchange (EDI) Convention

ASC X12 Transaction Set 855
Purchase Order
Acknowledgment
(Version 003010)

DL203LN20

January 1993



DISTRIBUTION STATEMENT A
Approved for public release;
Distribution Unlimited

93

93-08762



12/17

Draft



Department
of
Defense

DoD
Electronic Data
Interchange (EDI)
Convention

ASC X12 Transaction Set 855
Purchase Order
Acknowledgment
(Version 003010)

This document was prepared by the Logistics Management Institute for the Defense Logistics Agency under Task DL203. The task was performed under Contract MDA903-90-C-0006 with the Department of Defense. Permission to quote or reproduce any part of this document except for Government purposes must be obtained from the Department of Defense Executive Agent for Electronic Commerce/Electronic Data Interchange/Protection of Logistics Unclassified/Sensitive Systems.

Executive Agent for EC/EDI/PLUS
Defense Logistics Agency
Cameron Station
Alexandria, VA 22304-6100

REPORT DOCUMENTATION PAGE

Form Approved
OPM No. 0704-0188

Public reporting burden for this collection of information is estimated to average 1 hour per response, including the time for reviewing instructions, searching existing data sources gathering, and maintaining the data needed, and reviewing the collection of information. Send comments regarding this burden estimate or any other aspect of this collection of information, including suggestions for reducing this burden, to Washington Headquarters Services, Directorate for Information Operations and Reports, 1215 Jefferson Davis Highway, Suite 1204, Arlington, VA 22202-4302, and to the Office of Information and Regulatory Affairs, Office of Management and Budget, Washington, DC 20503.

1. AGENCY USE ONLY (Leave Blank)		2. REPORT DATE Jan 93	3. REPORT TYPE AND DATES COVERED Draft	
4. TITLE AND SUBTITLE DoD Electronic Data Interchange (EDI) Convention: ASC X12 Transaction Set 855 Purchase Order Acknowledgment (Version 003010)			5. FUNDING NUMBERS C MDA903-90-C-0006 PE 0902198D	
6. AUTHOR(S) Stephen Luster Richard Modrowski				
7. PERFORMING ORGANIZATION NAME(S) AND ADDRESS(ES) Logistics Management Institute 6400 Goldsboro Road Bethesda, MD 20817-5886			8. PERFORMING ORGANIZATION REPORT NUMBER LMI-DL203LN20	
9. SPONSORING/MONITORING AGENCY NAME(S) AND ADDRESS(ES) DoD Executive Agent for EC/EDI/PLUS Defense Logistics Agency DLA-ZIE, Cameron Station Alexandria, VA 22304			10. SPONSORING/MONITORING AGENCY REPORT NUMBER	
11. SUPPLEMENTARY NOTES Prepared in cooperation with Data Interchange Standards Association, the Secretariat and administrative arm of the Accredited Standards Committee X12				
12a. DISTRIBUTION/AVAILABILITY STATEMENT A: Approved for public release; distribution unlimited			12b. DISTRIBUTION CODE	
13. ABSTRACT (Maximum 200 words) This is an Electronic Data Interchange (EDI) systems design document that describes the standards or "convention" the Department of Defense (DoD) will use to accept a Purchase Order Acknowledgment using the ASC X12 Transaction Set 855 Purchase Order Acknowledgment (003010).				
14. SUBJECT TERMS Electronic Data Interchange; EDI; DoD EDI Convention: Electronic Commerce; ANSI X12; X12; electronic standards; electronic business standards; computer-to-computer exchange of data; electronic documents; electronic records; paperless environment; conventions			15. NUMBER OF PAGES 122	
			16. PRICE CODE	
17. SECURITY CLASSIFICATION OF REPORT Unclassified	18. SECURITY CLASSIFICATION OF THIS PAGE Unclassified	19. SECURITY CLASSIFICATION OF ABSTRACT Unclassified	20. LIMITATION OF ABSTRACT UL	

TABLE OF CONTENTS

1.0	INTRODUCTION	1.01
1.1	PURPOSE OF THE CONVENTION	1.0.1
1.2	SCOPE	1.0.1
1.3	RESPONSIBLE ENTITY	1.0.1
1.4	HOW TO USE THE IMPLEMENTATION CONVENTION	1.0.2
1.4.1	Conventions, Standards, and Guidelines . . .	1.0.2
1.4.2	Documentation of Conventions	1.0.3
2.0	MAINTENANCE	2.01
2.1	MAINTAINING CONVENTIONS	2.0.1
2.2	VERSION/RELEASE TIMING	2.0.1
3.0	DoD CONVENTIONS FOR USING ASC X12 TRANSACTION SETS	3.01
3.1	INTRODUCTION	3.0.1
3.2	CONTROL SEGMENTS	3.0.1
3.2.1	Description of Use	3.0.2
3.2.2	Control Segment Specifications	3.0.5
3.3	EXAMPLE OF CONVENTION USE	3.0.15
3.4	DoD CONVENTION	3.0.19
4.0	ASC X 12 FORMS	4.01
5.0	GLOSSARY	5.01
5.1	X12 GLOSSARY	5.0.1
5.2	DoD GLOSSARY	5.0.6

DTIC QUALITY INSPECTED A

Accession For		<input checked="" type="checkbox"/>
NTIS GRA&I		<input type="checkbox"/>
DTIC TAB		<input type="checkbox"/>
Unannounced Justification		
By		
Distribution/ Availability Codes		
Dist	Avail and/or Special	
A-1		

1.0 INTRODUCTION

This chapter explains the purpose of the convention, the scope of the guidance, and provides an explanation of how to use the convention.

1.1 PURPOSE OF THE CONVENTION

The convention provides general guidance on the implementation of American National Standards Institute (ANSI) Accredited Standards Committee (ASC) X12 electronic data interchange (EDI) standards within automated information systems (AIS) and information interchange procedures that require the collection, reporting, and/or exchange of data needed to perform defense missions.

1.2 SCOPE

The guidance is provided for two components. First, it may be used by organizational elements of the DoD community. It may also be useful to organizations external to DoD that exchange data with the DoD community in the course of their business relationships.

The DoD community encompasses the Military Services, Organizations of the Joint Chiefs of Staff, Unified and Specified Commands, Office of the Secretary of Defense, and the Defense agencies. (That community is collectively referred to as the DoD Components.)

Organizational entities external to DoD include (a) non-Government organizations, both commercial and nonprofit; (b) Federal agencies of the United States Government other than DoD; (c) local and state governments; (d) foreign national governments; and (e) international government organizations.

The draft convention published in this document is for trial use and comment. DoD Components must submit to the DoD EDI Executive Agent (EA) their data requirements that are not covered in the conventions as soon as possible, as indicated in Chapter 2.0, Section 2.1.

1.3 RESPONSIBLE ENTITY

The Defense Logistics Agency (DLA) is DoD's Executive Agent for implementing and maintaining Defense-wide programs for (a) EDI in accordance with DepSecDef memorandum of May 24, 1988, Subject: *Electronic Data Interchange of Business-Related Transactions*; and (b) Protection of Logistics Unclassified/Sensitive Systems (PLUS) in accordance with Assistant Secretary of Defense (Production and Logistics) [ASD(P&L)] memorandum of November 21, 1989, Subject: *Production and Logistics Task Group for Data Protection*. Publication of these conventions is based upon this authority. See Chapter 2.0 *Maintenance*, Section 2.1 for office point of contact.

1.4 HOW TO USE THE IMPLEMENTATION CONVENTION

The main topics and structures of this document conform to the *EDI Implementation Reference Manual Guidelines* document that was developed by a task group of the subcommittee on education and implementation of the ASC X12. The purpose of having agreed-upon topics and structure is to facilitate reference by the many industry and DoD personnel who are involved in implementing the uniform standards for electronic interchange of business transactions.

1.4.1 Conventions, Standards, and Guidelines

The terms conventions, standards, and guidelines are used throughout the document and are defined as follows:

- *Conventions* are the common practices and/or interpretations of the use of ASC X12 standards. Conventions define what is included in a specific implementation of an ASC X12 standard.
- *Standards* are the technical documentation approved by ASC X12; specifically, transaction sets, segments, data elements, code sets, and interchange control structure. Standards provide the structure for each ASC X12 document.
- *Guidelines* are instructions on the use of EDI. They provide additional information to assist in conducting EDI. Guidelines are intended to provide assistance and should not be your sole source of information.

1.4.1.1 Who Develops the Conventions?

Conventions result from a joint effort between business, technical, and EDI ASC X12 standards experts. The business data requirement is defined, a transaction set is selected, and the data requirement is then identified with data elements in the transaction set. A convention is usually developed before any computer EDI systems development work and serves as a design document when the development process begins.

1.4.1.2 Why Use a Convention?

To create an ASC X12 transaction, a user must know the data requirements, understand the ASC X12 standard, and be able to use that information to develop an interface program between the computer application and the ASC X12 translator. The necessary information to perform this task is contained in the convention document. Users who follow the convention will create a transaction set that all DoD users understand.

1.4.1.3 Who Needs a Convention?

System analysts and application programmers who plan to create or read ASC X12 transactions use a convention to aid in interface software design. The convention will help the programmer and analyst identify where their application data requirement should be carried in an ASC X12 transaction set.

1.4.4.4 Can I Develop a Convention?

Conventions already exist for some of the most common business practices. Copies of existing conventions can be acquired through your organization's EDI coordinator at the start of an EDI project. If you find no conventions for the business practice you are about to implement, your EDI coordinator should contact the DoD Executive Agent for EDI. See Chapter 2.0, *Maintenance*, Section 2.1 for the point of contact.

1.4.2 Documentation of Conventions

Conventions are adopted from, and are intended to be in conformance with, ANSI ASC X12 standards or ASC X12 Draft Standards for Trial Use (DSTU).

1.4.2.1 Transaction Set

Figure 1.4-1 provides an example of a transaction set table. The transaction set defines information of business or strategic significance and consists of a transaction set header segment, one or more data segments in a specified order, and a transaction set trailer segment. The actual ASC X12 standard as it appears in the official ASC X12 standards manual is presented on the right side of the page. This standard also includes both syntax notes and comments. The specific DoD usage designator is presented on the left side of the page.

The designation "N/U" appears in the left column if DoD does not use the specific segment. A page number will appear if the segment is used.

1.4.2.2 Transaction Set Segment

Figure 1.4-2 is an example of a transaction set segment.

DoD usage is specified on the left side of the page. For identifier (ID) — type data elements, acceptable code values are listed on the right side of the page under the definitions of the element.

DoD notes, reflecting how the convention is to be used appear on the right side of the page at the segment level or the data element level.

The following definitions are for use in interpreting the data element requirement designators in the DoD-specific segment directory section of the convention. For ASC X12 usage, see the definitions in *X12.6 Application Control Structure*.

- *Mandatory*
Mandatory data elements are defined by ASC X12.
- *Optional*
Optional data elements are used at the discretion of the sending party or are based upon mutual agreement between trading partners.

824 Application Advice

This standard provides the format and establishes the data contents of the Application Advice Transaction Set (824) within the context of an Electronic Data Interchange (EDI) environment. This transaction set provides the ability to report the results of an application system's data content edits of transaction sets. The results of editing transaction sets can be reported at the functional group and transaction set level, in either coded or free-form format. It is designed to accommodate the business need of reporting the acceptance, rejection or acceptance with change of any transaction set. The Application Advice should not be used in place of a transaction set designed as a specific response to another transaction set (e.g., purchase order acknowledgement sent in response to a purchase order).

Table 1

PAGE #	POS. #	SEQ. ID	NAME	REQ. DES.	MAX USE	LOOP REPEAT
2	010	ST	Transaction Set Header	M	1	
3	020	BGN	Beginning Segment	M	1	
LOOP ID - N1						2
4	030	N1	Name	O	1	
5	040	N2	Additional Name Information	O	2	
6	050	N3	Address Information	O	2	
7	060	N4	Geographic Location	O	1	
8	070	REF	Reference Numbers	O	12	
9	080	PER	Administrative Communications Contact	O	3	

Table 2

PAGE #	POS. #	SEQ. ID	NAME	REQ. DES.	MAX USE	LOOP REPEAT
LOOP ID - OTI						10000
10	010	OTI	Original Transaction Identification	M	1	
12	020	REF	Reference Numbers	O	12	
13	030	DTM	Date/Time Reference	O	2	
N/U	040	PER	Administrative Communications Contact	O	3	
N/U	050	AMT	Monetary Amount	O	10	
N/U	060	QTY	Quantity	O	10	
LOOP ID - TED						10000
14	070	TED	Technical Error Description	O	1	
15	080	NTE	Note/Special Instruction	O	100	
16	090	SE	Transaction Set Trailer	M	1	

Figure 1.4-1 Example of a Transaction Set Table

824 - APPLICATION ADVICE
BGN - BEGINNING SEGMENT

ANSI ASC X12 VERSION/RELEASE 003010DOD

Mandatory	Segment: BGN Beginning Segment				
	Level: Header				
	Loop: _____				
	Usage: Mandatory				
	Max Use: 1				
	Purpose: To indicate the beginning of a transaction set.				
	Syntax: If BGN05 is used, BGN04 is required.				
	Comments: 1. BGN02 is the Transaction Set Reference Number. 2. BGN03 is the Transaction Set Date. 3. BGN04 is the Transaction Set Time. 4. BGN05 is the transaction set time qualifier.				
	Data Element Summary				
		REF. DEC.	DATA ELEMENT ID	NAME	ATTRIBUTES
Mandatory	BGN01	353	Transaction Set Purpose Code Code identifying purpose of transaction set.	M ID	2/2
			00 Original		
			01 Cancellation		
			04 Change		
			12 Not Processed		
Mandatory	BGN02	127	Reference Number Reference number or identification number as defined for a particular Transaction Set, or as specified by the Reference Number Qualifier.	M AN	1/30
Mandatory	BGN03	373	Date Date (YYMMDD).	M DT	6/6
Conditional	BGN04	337	Time Time expressed in 24-hour clock time (HHMM, time range: 0000 though 2359).	C TM	4/4
	<i>Implementation Note:</i> Use HHMM.				
Not Used	BGN05	623	Time Code	O ID	2/2

Figure 1.4-2 Example of a Transaction Set Segment

- *Required*
Required data elements are considered optional under ASC X12 rules, but are required by DoD decision.
- *Recommended*
Recommended data elements are considered optional under ASC X12 rules and by the DoD, but the industry recommends their use to facilitate EDI. Most companies in the industry are expected to use this data element.
- *Not Used*
"Not Used" data elements are those that the DoD does not use.
- *Conditional*
Conditional data elements depend on the presence of other data elements in the transaction set.

2.0 MAINTENANCE

This chapter describes the procedures for maintaining the DoD conventions. It also presents a section on version/release timing.

2.1 MAINTAINING CONVENTIONS

The DLA, as DoD's Executive Agent for EDI and PLUS, has established a joint program office to oversee implementation of EDI. Some of the functions of this program office are to maintain configuration control of related standards and common support packages (e.g., versions of ASC X12 standards and PLUS algorithms employed), participate in the standards-setting process, and ensure compliance with approved EDI standards.

To accomplish these functions, the joint program office has established a conventions and standards development and maintenance process whose objectives are: (1) to obtain ASC X12 data requirements from the DoD Components and present the requirements to the ASC X12 for consideration as ANSI standards, and (2) to develop and maintain conventions for use by DoD Components and their potential trading partners.

To take advantage of, and not duplicate, existing data standardization processes, the EA has established focal points within the ASD Offices, the Military Services, and the Defense Agencies from which EDI information is obtained and disseminated.

The EA's primary source of information about DoD's data requirements is the EDI User.

Changes to this publication and recommended changes to ANSI ASC X12 should be forwarded through your organizational point of contact for data standardization to:

EDI Standards Coord.
ATTN: DLA-ZC
Cameron Station
Alexandria, VA 22304-6100

See Chapter 4 for reproducible ASC X12 Work Request forms.

2.2 VERSION/RELEASE TIMING

Identification of the official "version" of a standard is critical to the successful interchange of information. Each participant must be able to send and receive the same version to ensure the accuracy of the information exchanged.

The version is transmitted as a 12-character code in the Functional Group Header segment (GS, in Data Element #480, Version/Release/Industry ID. This 12-character code is used by ASC X12 as follows:

<u>Position</u>	<u>Content</u>
1-3	Version number
4-5	Release level of version
6	Subrelease
7-12	DoD/Industry or Trade Association ID

ASC X12 assigns the codes in positions 1 through 6.

A major version (1-3) will change only after an official public review cycle, leading to republication of a new American National Standard.

Release level of each new major version (4-6) will begin at "000" and incremented by 1 for each new ASC X12 approved publication cycle, usually once a year. The fifth character designates the release and the sixth character designates the subrelease.

DoD/Industry/Trade Association ID (7-12) is used to identify conventions. For this suffix, DoD will use "DoD_" with the 10th character identifying successive publications. The 11th and 12th characters may be used by the Military Departments or Defense Agencies.

DoD conventions for using ASC X12 standards are published annually. Conventions developed for each release will be maintained for 4 years. Military Services and DoD Agencies will determine which release to use on the basis of business need but will not use any release more than 4 years old without approval of the DoD EA.

3.0 DoD CONVENTIONS FOR USING ASC X12 TRANSACTION SETS

This chapter defines the DoD transaction set conventions. It includes the instructions for implementing the control structure and definitions of the usage indicators and applicable codes.

3.1 INTRODUCTION

The power of the ASC X12 standard is in its building block concept, which standardizes the essential elements of business transactions. It is analogous to a "standard bill of materials and the construction specifications," which gives the architect flexibility in what can be designed with standardized materials and procedures. The EDI system designer, like the architect, uses the ASC X12 standards to build business transactions that are often different because of their function and yet utilize the ASC X12 standards. The "bill of materials and the construction specification" of ASC X12 are the standards found in the published technical documentation.

ASC X12.3 – The *Data Element Dictionary* specifies the data elements used in the construction of the segments that comprise the transaction sets developed by ASC X12.

ASC X12.5 – The *Interchange Control Structure* provides the interchange control segment (also called an envelope) of a header and trailer for the electronic interchange through a data transmission; it also provide a structure to acknowledge the receipt and processing of the envelope.

ASC X12.6 – The *Application Control Structure* defines the basic control structures, syntax rules, and semantics of EDI.

ASC X12.22 – The *Data Segment Directory* provides the definitions and specifications of the segments used in the construction of transaction sets developed by ASC X12.

The DoD convention in Section 3.4 conform to the above standards and each transaction set is a complete document to the extent possible. For further clarification of acronyms, abbreviations, and codes, refer to ASC X12 published technical documentation. Contact the DoD EDI Executive Agent for copies or the Data Interchange Standards Association, Inc., Suite 355, 1800 Diagonal Road, Alexandria, VA 22314.

3.2 CONTROL SEGMENTS

In addition to the communication control structure, the EDI structure provides the standards user with multiple levels of control to ensure data integrity. It does so by using header and trailer control segments

designed to identify uniquely the start and end of the interchange functional groups and transaction sets. The relationship of these control segments is shown in Figure 3.2-1. Control Segment specifications are defined in Section 3.2.2.

3.2.1 Description of Use

The interchange header and trailer segments surround one or more functional groups or interchange-related control segments and perform the following functions:

- Define the data element separators and data segment terminators
- Identify the sender and receiver
- Provide control information
- Allow for authorization and security information.

The Interchange Acknowledgment Segment is used to acknowledge one interchange header and trailer envelope where the envelope surrounds one or more functional groups. (No acknowledgment is made for the interchange acknowledgment.)

The interchange control number value in the acknowledgment (TA1 segment) is the same as that for the ISA segment that is being acknowledged. The control number serves as a link between the interchange header and trailer and the acknowledgment of that header and trailer.

The interchange acknowledgment does not report any status on the functional groups contained in the interchange and is separate from the communication system's error procedures.

The preparer of the interchange header and trailer indicates the level of acknowledgment in Data Element 113, Acknowledgment Requested. If an acknowledgment is requested, then the recipient must return an acknowledgment. If not requested, none should be given.

The interchange acknowledgment control segments are placed after the interchange header and before the first functional group or before the interchange trailer if there are no functional groups.

Control segments are standard for all implementation conventions produced for the Department of Defense. Some codes associated with individual data elements within the control segments are unique to the individual transaction set. Others, identify the ANSI version and release in which the convention is written.

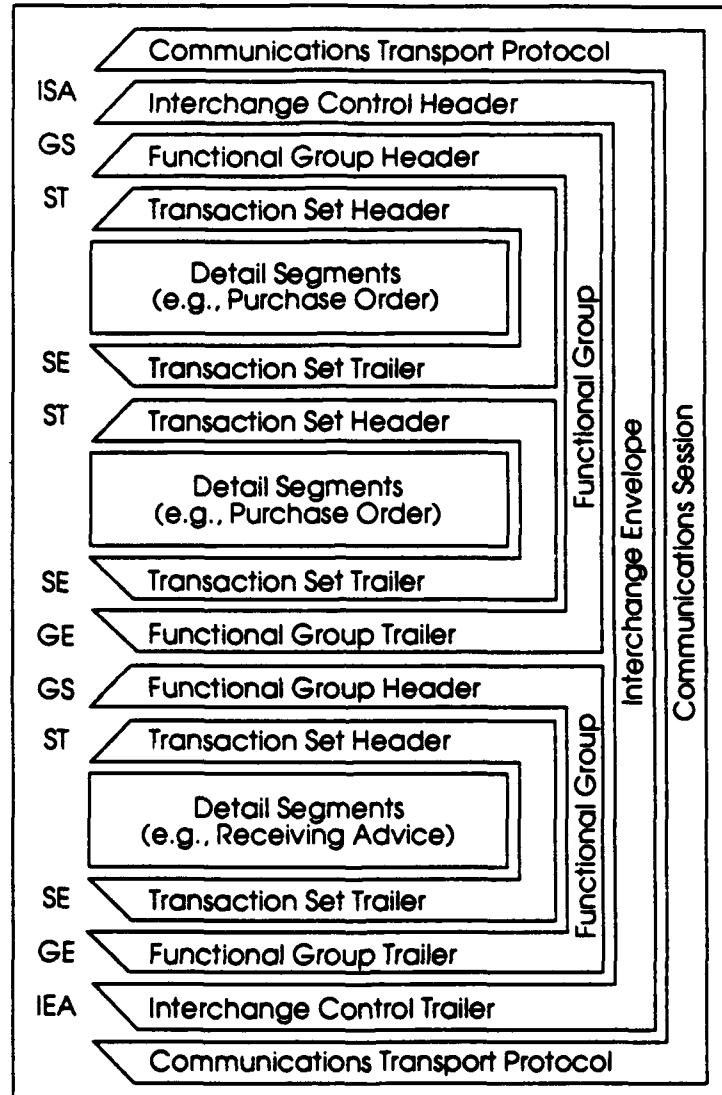


Figure 3.2-1. Hierarchical Structure

3.2.2 Control Segment Specifications

Segment: ISA Interchange Control Header

Purpose: To start and identify an interchange of one or more functional groups and interchange-related control segments.

Data Element Summary

REF. DES.	DATA ELEMENT	NAME	ATTRIBUTES	
Mandatory	ISA01	I01	Authorization Information Qualifier Code to identify the type of information in the Authorization Information. 00 No Authorization Information Present (No Meaningful Information in I02)	M ID 2/2
Mandatory	ISA02	I02	Authorization Information Information used for additional identification or authorization of the sender or the data in the interchange. The type of information is set by the Authorization Information Qualifier.	M AN 10/10

Implementation Note:

If no authorization information is agreed to by trading partners, fill field with blanks.

Mandatory	ISA03	I03	Security Information Qualifier Code to identify the type of information in the Security Information. 01 Password	M ID 2/2
Mandatory	ISA04	I04	Security Information This is used for identifying the security information about the sender or the data in the interchange. The type of information is set by the Security Information Qualifier.	M AN 10/10

Implementation Note:

An agreed upon password. If no security information is agreed to by trading partners, fill field with blanks.

Mandatory	ISA05	I05	Interchange ID Qualifier Qualifier to designate the system/method of code structure used to designate the sender or receiver ID element being qualified. ZZ Mutually Defined	M ID 2/2
-----------	-------	-----	--	----------

Code Value Implementation Note:

An agreed upon designation of DoD Activity Address Code (DoDAAC) or other code coordinated with the value-added network (VAN).

Mandatory	ISA06	I06	Interchange Sender ID Identification code published by the sender for other parties to use as the receiver ID to route data to them. The sender always codes this number in the sender ID element.	M ID 15/15
-----------	-------	-----	---	------------

Implementation Note:

DoD activities use Department of Defense Activity Address Code (DoDAAC) or other code coordinated with the value-added network (VAN). Non-DoD activities use identification code qualified by ISA05 and coordinated with the VAN.

Mandatory	ISA07	I05	Interchange ID Qualifier Qualifier to designate the system/method of code structure used to designate the sender or receiver ID element being qualified. ZZ Mutually Defined	M ID 2/2
-----------	-------	-----	--	----------

DEPARTMENT OF DEFENSE
DRAFT IMPLEMENTATION CONVENTION

855 PURCHASE ORDER ACKNOWLEDGMENT
ANSI ASC X12 VERSION/RELEASE 003010DOD

001 - CONTROL SEGMENTS
ISA - INTERCHANGE CONTROL HEADER

		Code Value Implementation Note: <i>An agreed upon designation of DoD Activity Address Code (DoDAAC) or other code coordinated with the value-added network (VAN).</i>				
Mandatory	ISA08	I07	Interchange Receiver ID	M	ID	15/15
			Identification code published by the receiver of the data. When sending, it is used by the sender as their sending ID, thus other parties sending to them will use this as a receiving ID to route data to them.			
		Implementation Note: <i>DoD activities use Department of Defense Activity Address Code (DoDAAC) or other code coordinated with the value-added network (VAN). Non-DoD activities use identification code qualified by ISA05 and coordinated with the VAN.</i>				
Mandatory	ISA09	I08	Interchange Date	M	DT	6/6
			Date of the interchange.			
		Implementation Note: <i>Assigned by translation software. YYMMDD</i>				
Mandatory	ISA10	I09	Interchange Time	M	TM	4/4
			Time of the interchange.			
		Implementation Note: <i>Assigned by translation software. HHMM</i>				
Mandatory	ISA11	I10	Interchange Control Standards Identifier	M	ID	1/1
			Code to identify the agency responsible for the control standard used by the message that is enclosed by the interchange header and trailer.			
		U U.S. EDI Community of ASC X12, TDCC, and UCS				
Mandatory	ISA12	I11	Interchange Control Version Number	M	ID	5/5
			This version number covers the interchange control segments and the functional group control segments.			
		00301 Draft Standard for Trial Use Approved for Publication by ASC X12 Procedures Review Board Through October 1990				
		Code Value Implementation Note: <i>Version ID as defined or agreed upon by the trading partners.</i>				
Mandatory	ISA13	I12	Interchange Control Number	M	NO	9/9
			This number uniquely identifies the interchange data to the sender. It is assigned by the sender. Together with the sender ID it uniquely identifies the interchange data to the receiver. It is suggested that the sender, receiver, and all third parties be able to maintain an audit trail of interchanges using this number.			
Mandatory	ISA14	I13	Acknowledgment Requested	M	ID	1/1
			Code sent by the sender to request an interchange acknowledgment.			
		0 No Acknowledgment Requested				
		1 Interchange Acknowledgment Requested				
Mandatory	ISA15	I14	Test Indicator	M	ID	1/1
			Code to indicate whether data enclosed by this interchange envelope is test or production.			
		P Production Data				
		T Test Data				

Code Value Implementation Note:
Assigned by translation software.

Mandatory

ISA16 I15 Subelement Separator M AN 1/1
This is a field reserved for future expansion in separating data element subgroups. (In the interest of a migration to international standards, this should be different from the data element separator).

Implementation Note:
Use character "<".

Segment: GS Functional Group Header

Purpose: To indicate the beginning of a functional group and to provide control information

Syntax: The data interchange control number (GS06) in this header must be identical to the same data element in the associated Functional Group Trailer (GE02).

Comment: A functional group of related transaction sets, within the scope of X12 standards, consists of a collection of similar transaction sets enclosed by a functional group header and a functional group trailer.

Data Element Summary

	REF. DES.	DATA ELEMENT	NAME	ATTRIBUTES
Mandatory	GS01	479	Functional Identifier Code Code identifying a group of application related Transaction Sets.	M ID 2/2
	Implementation Note: Choose the code value appropriate to the information content of the functional group. See X12 Dictionary for source code list.			
			PR Purchase Order Acknowledgement (855)	
Mandatory	GS02	142	Application Sender's Code Code identifying party sending transmission. Codes agreed to by trading partners.	M AN 2/15
	Implementation Note: DoD activities use Department of Defense Activity Address Code (DoDAAC). Non-DoD activities use identification code assigned by DoD activity. Recommend for increased security that non-DoD code differ from that used in ISA06.			
Mandatory	GS03	124	Application Receiver's Code Code identifying party receiving transmission. Codes agreed to by trading partners.	M AN 2/15
	Implementation Note: DoD activities use Department of Defense Activity Address Code (DoDAAC). Non-DoD activities use identification code assigned by DoD activity. Recommend for increased security that non-DoD code differ from that used in ISA08.			
Mandatory	GS04	29	Group Date Date sender generated a functional group of transaction sets.	M DT 6/6
	Implementation Note: Assigned by translation software.			
Mandatory	GS05	30	Group Time Time (HHMM) when the sender generated a functional group of transaction sets (local time at sender's location).	M TM 4/4
	Implementation Note: Assigned by translation software.			
Mandatory	GS06	28	Group Control Number Assigned number originated and maintained by the sender.	M NO 1/9

Implementation Note:

Assigned by translation software.

Mandatory

GS07 455 Responsible Agency Code M ID 1/2

Code used in conjunction with Data Element 480 to identify the issuer of the standard.

X Accredited Standards Committee X12

Code Value Implementation Note:

Indicates that an ANSI X12 standard is being transmitted.

Mandatory

GS08 480 Version/Release/Industry ID Code M ID 1/12

Code indicating the version, release, subrelease and industry identifier of the EDI standard being used. Positions 1-3, version number; positions 4-6, release and subrelease level of version; positions 7-12, industry or trade association identifier (optionally assigned by user).

003010 Draft Standards Approved By ASC X12 Through June 1990.

Code Value Implementation Note:

Code value agreed to by trading partners. See X12 Dictionary for source code list.

Segment: GE Functional Group Trailer

Purpose: To indicate the end of a functional group and to provide control information

Syntax: The data interchange control number (GE02) in this trailer must be identical to the same data element in the associated Functional Group Header (GS06).

Comment: The use of identical data interchange control numbers in the associated functional group header and trailer is designed to maximize functional group integrity. The control number is the same as that used in the corresponding header.

Data Element Summary

	REF. DES.	DATA ELEMENT	NAME	ATTRIBUTES
Mandatory	GE01	97	Number of Transaction Sets Included Total number of transaction sets included in the functional group or interchange (transmission) group terminated by the trailer containing this data element.	M NO 1/6

Implementation Note:
Assigned by translation software.

Mandatory	GE02	28	Group Control Number Assigned number originated and maintained by the sender.	M NO 1/9
-----------	------	----	---	----------

Implementation Note:
Assigned by the translation software. This control number must match the control number of the preceding GS06 control number.

Segment: IEA Interchange Control Trailer

Purpose: To define the end of an interchange of one or more functional groups and interchange-related control segments.

Data Element Summary

REF. DES.	DATA ELEMENT	NAME	ATTRIBUTES
Mandatory	IEA01	116	Number of Included Functional Groups M NO 1/5 A count of the number of functional groups included in a transmission.

Implementation Note:
Assigned by translation software.

Mandatory	IEA02	112	Interchange Control Number M NO 9/9 This number uniquely identifies the interchange data to the sender. It is assigned by the sender. Together with the sender ID it uniquely identifies the interchange data to the receiver. It is suggested that the sender, receiver, and all third parties be able to maintain an audit trail of interchanges using this number.
-----------	-------	-----	---

Implementation Note:
Assigned by the translation software. This number must match the number that occurs in ISA13.

3.3 EXAMPLE OF CONVENTION USE

EXAMPLE - PURCHASE ORDER ACKNOWLEDGMENT (855)

ASC X12 EDI FORMAT

DEFINITION

ST*855*AP0001 N/L

THIS IS AN 855 PURCHASE ORDER
ACKNOWLEDGMENT WITH A CONTROL
NUMBER OF AP0001

BAK*00*AK*N0001993P3010*930120 N/L

THIS IS AN ORIGINAL ACKNOWLEDGMENT
WITH NO DETAIL OR CHANGE. THE
PURCHASE ORDER NUMBER IS
N0001993P3010 DATED JANUARY 20, 1993.

REF*65*PA0001 N/L

THE UNIQUE TRACKING NUMBER OF THE 850
PURCHASE ORDER IS PA0001.

REF*RQ*N000192252055 N/L

THE REQUISITION NUMBER CONTAINED IN
THE 850 PURCHASE ORDER IS N000192553010.

CTT*0 N/L

THERE ARE ZERO PO1 SEGMENTS IN THIS
TRANSACTION SET.

SE*6*AP0001 N/L

THE TRANSACTION SET HAS 6 SEGMENTS
AND THE CONTROL NUMBER IS AP0001.

NOTE: ALL NUMBERS ARE NOTIONAL AND USED FOR ILLUSTRATION PURPOSES ONLY.

3.4 DoD CONVENTION

855 Purchase Order Acknowledgment

This standard provides the format and establishes the data contents of a purchase order acknowledgment transaction set. The purchase order acknowledgment transaction set provides for customary and established business and industry practice relative to a seller's acknowledgment of a buyer's purchase order.

Implementation Notes

1. When this transaction set is used to provide a simple acknowledgment (BAK02 is code AK), only the mandatory and required segments need be transmitted. Segments CUR and PER may be transmitted at the option of the originator.

2. When the transaction set is used to provide a detail acknowledgment, (BAK02 is code AD), all segments and data elements transmitted in the 850 Purchase Order which this 855 is acknowledging, must be transmitted containing the same information as in the 850 Purchase Order.

3. When the transaction set is used to provide a rejection to an 850 Purchase Order, the mandatory and required segments must be transmitted. Any other segment which might provide information relative to the reason for the rejection may be transmitted at the option of the originator.

Table 1

PAGE #	POS. #	SEG. ID	NAME	REQ. DES.	MAX USE	LOOP REPEAT
5	010	ST	Transaction Set Header	M	1	
6	020	BAK	Beginning Segment for Purchase Order Acknowledgment	M	1	
8	030	NTE	Note/Special Instruction	F	100	
9	040	CUR	Currency	O	1	
12	050	REF	Reference Numbers	O	12	
N/U	060	PER	Administrative Communications Contact	O	3	
N/U	070	TAX	Sales Tax Reference	O	3	
14	080	FOB	F.O.B. Related Instructions	O	1	
N/U	090	CTP	Pricing Information	O	25	
N/U	100	SSS	Special Services	O	25	
N/U	110	CSH	Header Sale Condition	O	1	
N/U	120	ITA	Allowance, Charge or Service	O	10	
16	130	ITD	Terms of Sale/Deferred Terms of Sale	O	5	
N/U	140	DIS	Discount Detail	O	20	
18	150	DTM	Date/Time Reference	O	10	
19	160	LDT	Lead Time	O	12	
N/U	180	LIN	Item Identification	O	5	
N/U	190	PID	Product/Item Description	O	200	
20	200	MEA	Measurements	O	40	
22	210	PWK	Paperwork	O	25	
24	220	PKG	Marking, Packaging, Loading	O	25	
N/U	230	TD1	Carrier Details (Quantity and Weight)	O	2	

ANSI ASC X12 VERSION/RELEASE 003010DOD

N/U	240	TD5	Carrier Details (Routing Sequence/Transit Time)	0	12
N/U	250	TD3	Carrier Details (Equipment)	0	12
N/U	260	TD4	Carrier Details (Special Handling/Hazardous Materials)	0	5
25	270	MAN	Marks and Numbers	0	10
LOOP ID - N9					1000
26	280	N9	Reference Number	0	1
27	290	MSG	Message Text	0	1000
LOOP ID - N1					200
28	300	N1	Name	0	1
30	310	N2	Additional Name Information	0	2
31	320	N3	Address Information	0	2
32	330	N4	Geographic Location	0	1
33	340	REF	Reference Numbers	0	12
34	350	PER	Administrative Communications Contact	0	3
N/U	360	FOB	F.O.B. Related Instructions	0	1
N/U	370	TD1	Carrier Details (Quantity and Weight)	0	2
N/U	380	TD5	Carrier Details (Routing Sequence/Transit Time)	0	12
N/U	390	TD3	Carrier Details (Equipment)	0	12
N/U	400	TD4	Carrier Details (Special Handling/Hazardous Materials)	0	5
N/U	410	PKG	Marking, Packaging, Loading	0	25

Table 2

PAGE #	POS. #	SEG. ID	NAME	REQ. DES.	MAX USE	LOOP REPEAT
LOOP ID - PO1						100000
35	010	PO1	Purchase Order Baseline Item Data	0	1	
N/U	020	CUR	Currency	0	1	
N/U	030	PO3	Additional Item Detail	0	25	
N/U	040	CTP	Pricing Information	0	25	
38	049	MEA	Measurements	0	40	
LOOP ID - PID						1000
40	050	PID	Product/Item Description	0	1	
41	060	MEA	Measurements	0	10	
42	070	PWK	Paperwork	0	25	
44	080	PKG	Marking, Packaging, Loading	0	25	
45	090	PO4	Item Physical Details	0	1	
47	100	REF	Reference Numbers	0	12	
N/U	110	PER	Administrative Communications Contact	0	3	
N/U	120	SSS	Special Services	0	25	

855 - PURCHASE ORDER ACKNOWLEDGMENT

ANSI ASC X12 VERSION/RELEASE 003010DOD

N/U 130	ITA	Allowance, Charge or Service	0	10
N/U 140	IT8	Conditions of Sale	0	1
N/U 150	ITD	Terms of Sale/Deferred Terms of Sale	0	2
N/U 160	DIS	Discount Detail	0	20
N/U 170	TAX	Sales Tax Reference	0	3
48 180	FOB	F.O.B. Related Instructions	0	1
N/U 190	SDQ	Destination Quantity	0	500
50 200	DTM	Date/Time Reference	0	10
51 210	LDT	Lead Time	0	12
52 220	SCH	Line Item Schedule	0	200
N/U 230	TD1	Carrier Details (Quantity and Weight)	0	1
N/U 240	TD5	Carrier Details (Routing Sequence/Transit Time)	0	12
N/U 250	TD3	Carrier Details (Equipment)	0	12
N/U 260	TD4	Carrier Details (Special Handling/Hazardous Materials)	0	5
LOOP ID - ACK				104
N/U 270	ACK	Line Item Acknowledgment	0	1
N/U 280	DTM	Date/Time Reference	0	1
53 290	MAN	Marks and Numbers	0	10
54 300	AMT	Monetary Amount	0	1
LOOP ID - SLN				1000
N/U 310	SLN	Subline Item Detail	0	1
N/U 320	PID	Product/Item Description	0	1000
N/U 330	PO3	Additional Item Detail	0	25
N/U 340	ACK	Line Item Acknowledgment	0	104
LOOP ID - N9				1000
55 350	N9	Reference Number	0	1
56 360	MSG	Message Text	0	1000
LOOP ID - N1				200
57 370	N1	Name	0	1
58 380	N2	Additional Name Information	0	2
59 390	N3	Address Information	0	2
60 400	N4	Geographic Location	0	1
N/U 410	REF	Reference Numbers	0	12
N/U 420	PER	Administrative Communications Contact	0	3
N/U 430	FOB	F.O.B. Related Instructions	0	1
N/U 440	TD1	Carrier Details (Quantity and Weight)	0	2
N/U 450	TD5	Carrier Details (Routing Sequence/Transit Time)	0	12
N/U 460	TD3	Carrier Details (Equipment)	0	12
N/U 470	TD4	Carrier Details (Special Handling/Hazardous Materials)	0	5
N/U 480	PKG	Marking, Packaging, Loading	0	25

Table 3

<u>PAGE #</u>	<u>POS. #</u>	<u>SEG. ID</u>	<u>NAME</u>	<u>REQ. DES.</u>	<u>MAX USE</u>	<u>LOOP REPEAT</u>
61	010	CTT	Transaction Totals	M	1	
62	020	AMT	Monetary Amount	O	1	
63	030	SE	Transaction Set Trailer	M	1	

855 - PURCHASE ORDER ACKNOWLEDGMENT
ST - TRANSACTION SET HEADER

ANSI ASC X12 VERSION/RELEASE 003010DOD

Mandatory

Segment: **ST** Transaction Set Header

Level: Header

Loop: _____

Usage: Mandatory

Max Use: 1

Purpose: To indicate the start of a transaction set and to assign a control number

Comment: The transaction set identifier (ST01) is intended for use by the translation routines of the interchange partners to select the appropriate transaction set definition (e.g., 810 selects the invoice transaction set).

Data Element Summary

	REF. DES.	DATA ELEMENT	NAME	ATTRIBUTES		
Mandatory	ST01	143	Transaction Set Identifier Code Code uniquely identifying a Transaction Set. 855 X12.9 Purchase Order Acknowledgment	M	ID	3/3
Mandatory	ST02	329	Transaction Set Control Number Identifying control number assigned by the originator for a transaction set.	M	AN	4/9

Mandatory

Segment: **BAK** Beginning Segment for Purchase Order Acknowledgment
 Level: Header
 Loop: ____
 Usage: Mandatory
 Max Use: 1
 Purpose: To indicate the beginning of the purchase order acknowledgment transaction set and transmit identifying numbers and dates.
 Comment: BAK09 is the seller's order number.

Data Element Summary

Mandatory

REF. DES.	DATA ELEMENT	NAME	ATTRIBUTES
BAK01	353	Transaction Set Purpose Code Code identifying purpose of transaction set.	M ID 2/2

Implementation Note:

Use code 00 for an original acknowledgment, code 01 to cancel an acknowledgment, code 07 to send a duplicate acknowledgment, code 22 to send an information only acknowledgment to other interested parties.

- 00 Original
- 01 Cancellation
- 07 Duplicate
- 22 Information Copy

Mandatory

BAK02	587	Acknowledgment Type Code specifying the type of acknowledgment.	M ID 2/2
-------	-----	--	----------

Implementation Notes:

1. What is entered in BAK02 is determined by the accepted acknowledgment type codes from the 850 Purchase Order BEG07 Acknowledgment Type data element. If acknowledgment is required, only two types are allowed. They are acknowledgment with detail and no changes (code AD) or acknowledgment with no detail or change (code AK). The 855 is only used to acknowledge receipt of the 850 Purchase Order. Other transaction sets such as the 860, Purchase Order Change Request - Buyer Initiated, and the 865, Purchase Order Change Acknowledgment/Request - Seller Initiated, are used to convey changes.

2. Use code AD for acknowledgments with detail and no changes. If this code is used, it requires that all information originally sent with the related 850 will be reiterated back to the buyer with the 855.

3. Use code AK for acknowledgments with no detail or change. If this code is used, no detail information is required other than the mandatory and required segments of the transaction set.

4. Use code RJ if the Purchase Order is rejected. Use additional segments as required to clarify the reason for the rejection.

- AD Acknowledge - With Detail, No Change
- AK Acknowledge - No Detail or Change
- RJ Rejected - No Detail

Mandatory

BAK03	324	Purchase Order Number Identifying number for Purchase Order assigned by the orderer/purchaser.	M AN 1/22
-------	-----	---	-----------

Implementation Notes:

1. Enter the purchase order number from the related 850 Purchase Order. Relates to the 850 BEG03 Purchase Order Number.

Floating

Segment: NTE Note/Special Instruction

Level: Header

Loop: _____

Usage: Floating

Max Use: 100

Purpose: To transmit information in a free-form format, if necessary, for comment or special instruction

Comment: The NTE segment permits free-form information/data which, under ANSI X12 standard implementations, is not machine processable. The use of the "NTE" segment should therefore be avoided, if at all possible, in an automated environment.

Implementation Note:

This segment can be used to provide detail when BAK02 is code AD, or reason for rejection when BAK02 is code RJ.

Data Element Summary

Optional

REF. DES.	DATA ELEMENT	NAME	ATTRIBUTES
NTE01	363	Note Reference Code Code identifying the functional area or purpose for which the note applies.	O ID 3/3

Implementation Note:

Use code ORI to indicate the type of note or instruction that applies to the 850 Purchase Order. Use code GEN for general notes that apply to the 855 transaction set.

GEN Entire Transaction Set

ORI Order Instructions

Mandatory

NTE02	3	Free Form Message Free-form text.	M AN 1/60
-------	---	--------------------------------------	-----------

Optional

Segment: CUR Currency

Level: Header

Loop: _____

Usage: Optional

Max Use: 1

Purpose: To specify the currency (dollars, pounds, francs, etc.) used in a transaction

Syntax:

1. If CUR08 is present, then CUR07 is required.
2. If CUR09 is present, then CUR07 is required.
3. If CUR11 is present, then CUR10 is required.
4. If CUR12 is present, then CUR10 is required.
5. If CUR14 is present, then CUR13 is required.
6. If CUR15 is present, then CUR13 is required.
7. If CUR17 is present, then CUR16 is required.
8. If CUR18 is present, then CUR16 is required.
9. If CUR20 is present, then CUR19 is required.
10. If CUR21 is present, then CUR19 is required.

Comments: 1. Monetary values are assumed to be expressed in the currency of the country of the transaction originator unless the optional CUR segment is used to specify a different currency. The CUR segment also permits the transaction originator to indicate a specific exchange rate, foreign exchange location and date/time as the basis for a currency conversion. Example 1. Assuming the currency of the transaction originator is U.S. dollars, the following CUR segment, when used in the heading area of a transaction, would indicate that all monetary values appearing in the transaction are expressed in Canadian Dollars (CAD). (In this example the exchange rate is at the discretion of the receiver).

CUR*BY*CAD* N/L

Example 2. Assuming the currency of the transaction originator is U.S. dollars, the following CUR segment, when used in the detail area of a transaction, describes a currency conversion for that particular item from U.S. dollars to Canadian dollars. It also indicates that a specific exchange rate, at a specified foreign exchange location on a given date/time be used as the basis for the currency conversion. Notes below the diagram describe the meaning of the element values.

2. CUR*BY*USD*1.20*SE*CAD*NY*007*840821*1400 N/L
1 2 3 4

1. Identifies the buyer's (BY) currency as U.S. dollars (USD).
2. The multiplier (1.20) is the exchange rate factor for the conversion.
3. Identifies the seller's (SE) currency as Canadian dollars (CAD).
4. Indicates the basis for the exchange rate as the New York Foreign Exchange (NY) and the effective date/time (007) as August 21, 1984 (840821) at 2:00 P.M. (1400).

The value for this item is to be converted to Canadian dollars (CAD) at the exchange rate of 1.20, based on the New York Foreign Exchange (NY) at 2:00 P.M. (1400) on August 21, 1984. The actual unit price conversion for the item would be:

The unit price value 7.50 (U.S. dollars) multiplied by the exchange rate (1.20) equals 9.00 Canadian dollars (7.50 X 1.20 = 9.00) CUR07 through CUR21 provide for five (5) dates/times relating to the currency conversion, i.e., effective date, expiration date, etc.

Data Element Summary

	REF. DES.	DATA ELEMENT	NAME	ATTRIBUTES
Mandatory	CUR01	98	Entity Identifier Code Code identifying an organizational entity or a physical location.	M ID 2/2
Implementation Note: <i>Use code BY for the government and code SE for the contractor.</i>				
BY Buying Party (Purchaser)				
SE Selling Party				
Mandatory	CUR02	100	Currency Code Code (Standard ISO) for country in whose currency the charges are specified.	M ID 3/3
Optional	CUR03	280	Exchange Rate Value to be used as a multiplier conversion factor to convert monetary value from one currency to another.	O R 4/6
Optional	CUR04	98	Entity Identifier Code Code identifying an organizational entity or a physical location.	O ID 2/2
Implementation Note: <i>Use code BY for the government and code SE for the contractor.</i>				
BY Buying Party (Purchaser)				
SE Selling Party				
Optional	CUR05	100	Currency Code Code (Standard ISO) for country in whose currency the charges are specified.	O ID 3/3
Optional	CUR06	669	Currency Market/Exchange Code Code identifying the market upon which the currency exchange rate is based.	O ID 3/3
Implementation Note: <i>Use any code.</i>				
Conditional	CUR07	374	Date/Time Qualifier Code specifying type of date or time, or both date and time.	C ID 3/3

Implementation Note:

Use code 007 for the date and time the cited rate will be effective (start), and code 036 for the date and time the cited rate will expire (stop).

007 Effective
036 Expiration

Optional	CUR08	373	Date Date (YYMMDD).	O DT	6/6
Optional	CUR09	337	Time Time expressed in 24-hour clock time (HHMM, time range: 0000 though 2359).	O TM	4/4
Not Used	CUR10	374	Date/Time Qualifier	C ID	3/3
Not Used	CUR11	373	Date	O DT	6/6
Not Used	CUR12	337	Time	O TM	4/4
Not Used	CUR13	374	Date/Time Qualifier	C ID	3/3
Not Used	CUR14	373	Date	O DT	6/6
Not Used	CUR15	337	Time	O TM	4/4
Not Used	CUR16	374	Date/Time Qualifier	C ID	3/3
Not Used	CUR17	373	Date	O DT	6/6
Not Used	CUR18	337	Time	O TM	4/4
Not Used	CUR19	374	Date/Time Qualifier	C ID	3/3
Not Used	CUR20	373	Date	O DT	6/6
Not Used	CUR21	337	Time	O TM	4/4

ANSI ASC X12 VERSION/RELEASE 003010DOD_

Required

Segment: REF Reference Numbers

Level: Header

Loop: _____

Usage: Optional

Max Use: 12

Purpose: To specify identifying numbers.

Syntax: Either REF02 or REF03 is required.

Implementation Note:

At least 2 iterations of REF01/02 are required in order to carry the Unique Tracking Number (UTN) (Code 65) and the relevant Purchase Request number (Code IL) or requisition numbers (code RQ) from the 850 Purchase Order. The latter is required because vendors must provide it on their shipment.

Data Element Summary

Mandatory

REF. DES.	DATA ELEMENT	NAME	ATTRIBUTES
REF01	128	Reference Number Qualifier Code qualifying the Reference Number.	M ID 2/2

Implementation Notes:

1. Can also be used to identify additional reference numbers specific for the acknowledgment.
2. Use code AT for accounting and appropriation data; see Block 17, DD Form 1155. Use code BD or code PR as appropriate to complete Block 16, if required; use code DS for the priority rating of the order, Block 5; use code RQ for the requisition (MILSTRIP document) number, see Block 4; use code IL for the purchase request number, see Block 4; use code CJ to cite clauses applicable to this order; use code ZZ for a master solicitation cite; use code DF for a DFARS cite; use code FA for a FAR cite; use code TC to describe other site specific procedures, terms, and conditions that are applicable to this order; use code DX for the RFQ number; use code IT for a local use number; use code AX for the ACRN; use code 65 for the unique tracking number.

65 Total Order Cycle Number

AT Appropriation Number

AX Government Accounting Class Reference Number (ACRN)

BD Bid Number

CJ Clause Number

DF Defense Federal Acquisition Regulations (DFAR)

DS Defense Priorities Allocation System (DPAS) Priority Rating

DX Department/Agency Number

FA Federal Acquisition Regulations (FAR)

IL Internal Order Number

IT Internal Customer Number

PR Price Quote Number

RQ Purchase Requisition No.

TC Vendor Terms

ZZ Mutually Defined

Conditional

REF02	127	Reference Number	C AN 1/30
-------	-----	------------------	-----------

855 - PURCHASE ORDER ACKNOWLEDGMENT
REF - REFERENCE NUMBERS

ANSI ASC X12 VERSION/RELEASE 003010DOD

Conditional	REF03	352	Description	C AN 1/80
			Reference number or identification number as defined for a particular Transaction Set, or as specified by the Reference Number Qualifier.	
			A free-form description to clarify the related data elements and their content.	
			Implementation Notes:	
			1. When REF01 is code AT, REF03 contains the long-line accounting code.	
			2. When REF01 is code ZZ, CJ, DX, IT, or TC, REF03 contains the explanation, source, etc.	

ANSI ASC X12 VERSION/RELEASE 003010DOD_

Segment: FOB F.O.B. Related Instructions
Level: Header
Loop: _____
Usage: Optional
Max Use: 1
Purpose: To specify transportation instructions relating to shipment
Syntax: 1. If FOB03 is present, then FOB02 is required.
 2. If FOB04 is present, then FOB05 is required.
 3. If FOB07 is present, then FOB06 is required.
 4. If FOB08 is present, then FOB09 is required.
Comments: 1. FOB01 indicates which party will pay the carrier.
 2. FOB02 is the code specifying transportation responsibility location.
 3. FOB06 is the code specifying title passage location.
 4. FOB08 is the code specifying the point at which the risk of loss transfers. This may be different than the location specified in FOB02/FOB03 and FOB06/FOB07.

Data Element Summary

	REF. DES.	DATA ELEMENT	NAME	ATTRIBUTES
Mandatory	FOB01	146	Shipment Method of Payment Code identifying payment terms for transportation charges. DF Defined by Buyer and Seller	M ID 2/2
Conditional	FOB02	309	Location Qualifier Code identifying type of location.	C ID 1/2
Implementation Note: Code ZZ is used when the FOB point is listed as other than the destination or origin. DE Destination (Shipping) OR Origin (Shipping Point) ZZ Mutually Defined				
Optional	FOB03	352	Description A free-form description to clarify the related data elements and their content.	O AN 1/80
Implementation Note: FOB03 carries the location of a site when FOB02 is code ZZ for other.				
Not Used	FOB04	334	Transportation Terms Qualifier Code	O ID 2/2
Not Used	FOB05	335	Transportation Terms Code	C ID 3/3
Conditional	FOB06	309	Location Qualifier Code identifying type of location.	C ID 1/2
Implementation Notes: 1. Inspection or acceptance site. They are assumed to be same unless specified otherwise. 2. Use code ZZ when the inspection and acceptance points will not be the same.				

		DE Destination (Shipping)			
		OR Origin (Shipping Point)			
		ZZ Mutually Defined			
Optional	FOB07	352	Description	O AN	1/80
			A free-form description to clarify the related data elements and their content.		
			<i>Implementation Note:</i>		
			<i>If FOB06 is code ZZ, identify the locations of the inspection and acceptance points.</i>		
Not Used	FOB08	54	Risk of Loss Qualifier	O ID	2/2
Not Used	FOB09	352	Description	C AN	1/80

ANSI ASC X12 VERSION/RELEASE 003010DOD_

Optional

Segment: ITD Terms of Sale/Deferred Terms of Sale

Level: Header

Loop: _____

Usage: Optional

Max Use: 5

Purpose: To specify terms of sale.

Syntax: 1. If ITD03 is present, then at least one of ITD04, ITD05, ITD13 is required.

2. If ITD08 is present, then at least one of ITD04, ITD05 or ITD13 is required.

3. If ITD09 is present, then ITD10 or ITD11 is required.

Comment: If the code in ITD01 is 04, then ITD09 is required and either ITD11 or ITD12 is required. If the code in ITD01 equals 05, then ITD06 or ITD07 is required.

Data Element Summary

	REF. DES.	DATA ELEMENT	NAME	ATTRIBUTES
Optional	ITD01	336	Terms Type Code Code identifying type of payment terms. 08 Basic Discount Offered	O ID 2/2
Optional	ITD02	333	Terms Basis Date Code Code identifying the beginning of the terms period.	O ID 1/2
Optional	ITD03	338	Terms Discount Percent Terms discount percentage, expressed as a percent, available to the purchaser if an invoice is paid on or before the Terms Discount Due Date.	O R 1/6
Conditional	ITD04	370	Terms Discount Due Date Date payment is due if discount is to be earned.	C DT 6/6
Conditional	ITD05	351	Terms Discount Days Due Number of days in the terms discount period by which payment is due if terms discount is earned.	C N0 1/3
Optional	ITD06	446	Terms Net Due Date Date when total invoice amount becomes due.	O DT 6/6
Optional	ITD07	386	Terms Net Days Number of days until total invoice amount is due (discount not applicable).	O N0 1/3
Optional	ITD08	362	Terms Discount Amount Total amount of terms discount.	O N2 1/10
Implementation Note: <i>This data element is used to eliminate the impact of any rounding off methodology .</i>				
Not Used	ITD09	388	Terms Deferred Due Date	O DT 6/6
Not Used	ITD10	389	Deferred Amount Due	C N2 1/10

855 - PURCHASE ORDER ACKNOWLEDGMENT
ITD - TERMS OF SALE/DEFERRED TERMS OF SALE

ANSI ASC X12 VERSION/RELEASE 003010DOD

Not Used	ITD11	342	Percent of Invoice Payable	C	R	1/5
Not Used	ITD12	352	Description	O	AN	1/80
Conditional	ITD13	765	Day of Month The numeric value of the day of the month between 1 and the maximum day of the month being referenced.	C	NO	1/2
Optional	ITD14	107	Payment Method Code Code identifying type of payment procedures.	O	ID	1/1

Optional

Segment: DTM Date/Time Reference

Level: Header

Loop: _____

Usage: Optional

Max Use: 10

Purpose: To specify pertinent dates and times

Syntax: At least one of DTM02 or DTM03 must be present.

Implementation Note:

Required delivery date will be provided in this segment as an actual date or in the LDT segment as a set number of calendar days after receipt of order. If the latter is used, omit this segment.

Data Element Summary

Mandatory

REF. DES.	DATA ELEMENT	NAME	ATTRIBUTES		
DTM01	374	Date/Time Qualifier Code specifying type of date or time, or both date and time.	M	ID	3/3

Implementation Notes:

1. Use code 002 for the required delivery date (unless delivery date is defined in segment LDT), code 053 for the date of the request for quotation, code 098 for the date of the quote, and code 036 for the expiration date of a Federal Supply Schedule. Relates to the dates transmitted with the 850 Purchase Order.

2. Additional codes such as 004 for Purchase Order or 008 for Purchase Order Received can be used by the seller to confirm dates sent with the 850 Purchase Order. These dates should correspond to dates and information sent in the 850.

- 002 Delivery Requested
- 004 Purchase Order
- 008 Purchase Order Received
- 036 Expiration
- 053 Buyers Local
- 098 Bid (Effective)

Conditional

DTM02	373	Date Date (YYMMDD).	C	DT	6/6
-------	-----	------------------------	---	----	-----

Not Used

DTM03	337	Time	C	TM	4/4
-------	-----	------	---	----	-----

Not Used

DTM04	623	Time Code	O	ID	2/2
-------	-----	-----------	---	----	-----

855 • PURCHASE ORDER ACKNOWLEDGMENT
LDT • LEAD TIME

ANSI ASC X12 VERSION/RELEASE 003010DOD

Optional

Segment: **LDT** Lead Time

Level: Header

Loop: _____

Usage: Optional

Max Use: 12

Purpose: To specify lead time for availability of products and services.

Comment: LDT04 is the effective date of lead time information.

Implementation Note:

Required delivery date will be provided in this segment as a set number of calendar days after receipt of order or in the DTM segment as an actual date. If the latter is used, omit this segment.

Data Element Summary

	REF. DES.	DATA ELEMENT	NAME	ATTRIBUTES		
Mandatory	LDT01	345	Lead Time Code Code indicating the time range.	M	ID	2/2
Mandatory	LDT02	380	Quantity Numeric value of quantity.	M	R	1/10
Mandatory	LDT03	344	Unit of Time Period Code Code indicating the time period.	M	ID	2/2
Not Used	LDT04	373	Date	O	DT	6/6

Optional

Segment: MEA Measurements

Level: Header

Loop: _____

Usage: Optional

Max Use: 40

Purpose: To specify physical measurements, including dimensions, tolerances, weights and counts.

- Syntax:**
1. Either MEA03 or MEA05 or MEA06 or MEA08 is required.
 2. If either MEA03, MEA05 or MEA06 is used, MEA04 is required.
 3. If MEA07 is used MEA03 is required.
 4. Either MEA08 or MEA03 may be used, but not both.

Comment: When citing dimensional tolerances, any measurement requiring a sign (+ or -), or any measurement where a positive (+) value cannot be assumed use MEA05 as the negative (-) value and MEA06 as the positive (+) value.

Data Element Summary

REF. DES.	DATA ELEMENT	NAME	ATTRIBUTES
Optional	MEA01	737 Measurement Reference ID Code Code specifying the application of physical measurement cited.	O ID 2/2
Implementation Note: Code CT is used when the related 850 also uses the code CT for variations in quantity.			
CT Counts			
Optional	MEA02	738 Measurement Qualifier Code identifying the type of measurement.	O ID 1/3
Implementation Note: Code PO is used when the related 850 also uses the code PO for variations in quantity.			
PO Percent of Order			
Conditional	MEA03	739 Measurement Value The value of the measurement.	C R 1/10
Conditional	MEA04	355 Unit of Measurement Code Code identifying the basic unit of measurement.	C ID 2/2
Implementation Note: Code P1 is used when the related 850 also uses the code P1 for variation in quantity.			
P1 Percent			
Conditional	MEA05	740 Range Minimum The value specifying the minimum of the measurement range.	C R 1/10
Implementation Note: Used to indicate the variation in quantity under.			
Conditional	MEA06	741 Range Maximum	C R 1/10

The value specifying the maximum of the measurement range.

Implementation Note:

Used to indicate the variation in quantity over.

Not Used	MEA07	935	Measurement Significance Code	O	ID	2/2
Not Used	MEA08	936	Measurement Attribute Code	C	ID	2/2
Not Used	MEA09	752	Surface/Layer/Position Code	O	ID	2/2

Segment: PWK Paperwork
Level: Header
Loop: _____
Usage: Optional
Max Use: 25
Purpose: To specify the type and transmission of paperwork relating to a product, order or report.
Syntax: If either PWK05 or PWK06 is present, then the other is required.
Comments: 1. PWK05 and PWK06 may be used to identify the addressee by a code number.
 2. PWK07 may be used to indicate special information to be shown on the specified report.
 3. PWK08 may be used to indicate action pertaining to a report.
Implementation Note:
This PWK Segment in the 850 Purchase Order is used to indicate which paperwork must be provided with the delivery or as specified in the order.

Data Element Summary

	REF DES	DATA ELEMENT	NAME	ATTRIBUTES
Mandatory	PWK01	755	Report Type Code Code indicating the title and/or contents of a document or report.	M ID 2/2
			Implementation Note: <i>Codes used must correspond to the codes used in the related 850 Purchase Order.</i>	
			CP Certificate of Compliance (Material Certification)	
			MR Material Inspection and Receiving Report	
			MS Material Safety Data Sheet	
			PD Proof of Delivery	
			SN Shipping Notice	
Mandatory	PWK02	756	Report Transmission Code Code defining timing and transmission method by which reports are to be sent.	M ID 2/2
			Implementation Notes: 1. Any code can be used, but code EL is preferred. 2. Contractor can use the PWK02 to indicate the method they will use to send the requested paperwork.	
			BM By Mail	
			EL Electronically Only	
			WS With Shipment (With Package)	
Optional	PWK03	757	Report Copies Needed The number of copies of a report that should be sent to the addressee.	O NO 1/2
Not Used	PWK04	98	Entity Identifier Code	O ID 2/2
Not Used	PWK05	66	Identification Code Qualifier	C ID 1/2
Not Used	PWK06	67	Identification Code	C ID 2/17

855 - PURCHASE ORDER ACKNOWLEDGMENT
PWK - PAPERWORK

ANSI ASC X12 VERSION/RELEASE 003010DOD

Optional	PWK07	352	Description A free-form description to clarify the related data elements and their content.	O AN 1/80
Not Used	PWK08	704	Paperwork/Report Action Code	O ID 1/2

Optional

Segment: PKG Marking, Packaging, Loading

Level: Header

Loop: _____

Usage: Optional

Max Use: 25

Purpose: To describe marking, packaging, loading and unloading requirements.

Syntax: 1. If PKG04 is present, then PKG03 is required.

2. At least one of PKG04 or PKG05 must be present.

Comments: 1. Use MEA (Measurements) segment to define dimensions, tolerances weights, counts, physical restrictions, etc.

2. When PKG01 is "F", PKG04 is not used.

3. PKG01 relates only to PKG04 and PKG05.

4. Use PKG03 to indicate the organization that publishes the code list being referred to.

5. PKG04 should be used for industry-specific packaging description codes.

6. Special marking or tagging data can be given in PKG05 (Description).

Data Element Summary

	REF. DES.	DATA ELEMENT	NAME	ATTRIBUTES
Mandatory	PKG01	349	Item Description Type Code indicating the format of a description. F Free-form S Structured (From Industry Code List)	M ID 1/1
Optional	PKG02	753	Packaging Characteristic Code Code specifying the marking, packaging, loading and related characteristics being described.	O ID 1/5
Implementation Note: Use code 35 for Unitizing; code 36 for Pack/Preservation; code 37 for Packing.				
Conditional	PKG03	559	Association Qualifier Code Code identifying the association assigning the code values. DD Department of Defense	C ID 2/2
Conditional	PKG04	754	Packaging Description Code A code from an industry code list which provides specific data about the marking, packaging or loading and unloading of a product.	C ID 1/7
Conditional	PKG05	352	Description A free-form description to clarify the related data elements and their content.	C AN 1/80

Implementation Note:

Used when any code or string of codes is longer than can be carried in PKG04.

Segment: MAN Marks and Numbers
Level: Header
Loop: ____
Usage: Optional
Max Use: 10
Purpose: To indicate identifying marks and numbers for shipping containers

Optional

Data Element Summary

	REF. DES.	DATA ELEMENT	NAME	ATTRIBUTES
Mandatory	MAN01	88	Marks and Numbers Qualifier Code specifying the application or source of Marks and Numbers (87). S Entire Shipment	M ID 1/2
Mandatory	MAN02	87	Marks and Numbers Marks and numbers used to identify a shipment or parts of a shipment.	M AN 1/45

Implementation Note:
Used to carry additional Mark For data that cannot be carried in the N1 - N4 Segments.

Optional

Segment: N9 Reference Number

Level: Header

Loop: N9 **Repeat:** 1000

Usage: Optional

Max Use: 1

Purpose: To transmit identifying numbers and descriptive information as specified by the reference number qualifier

Syntax: At least one of N902 or N903 must be present.

Data Element Summary

	REF. DES.	DATA ELEMENT	NAME	ATTRIBUTES		
Mandatory	N901	128	Reference Number Qualifier Code qualifying the Reference Number.	M	ID	2/2
Conditional	N902	127	Reference Number Reference number or identification number as defined for a particular Transaction Set, or as specified by the Reference Number Qualifier.	C	AN	1/30
Conditional	N903	369	Free-form Description Free-form descriptive text.	C	AN	1/45
Not Used	N904	373	Date	O	DT	6/6
Not Used	N905	337	Time	O	TM	4/4

855 - PURCHASE ORDER ACKNOWLEDGMENT
MSG - MESSAGE TEXT

ANSI ASC X12 VERSION/RELEASE 003010DOD

Optional

Segment: **MSG** Message Text

Level: Header

Loop: N9

Usage: Optional

Max Use: 1000

Purpose: To provide a free form format that would allow the transmission of text information.

Comment: MSG02 is not related to the specific characteristics of a printer, but identifies top of page, advance a line, etc.

Data Element Summary

	REF. DES.	DATA ELEMENT	NAME	ATTRIBUTES		
Mandatory	MSG01	933	Free-Form Message Text Free-form message text.	M	AN	1/264
Not Used	MSG02	934	Printer Carriage Control Code	O	ID	2/2

ANSI ASC X12 VERSION/RELEASE 003010DOD_

Optional

Segment: N1 Name

Level: Header

Loop: N1 Repeat: 200

Usage: Optional

Max Use: 1

Purpose: To identify a party by type of organization, name and code

Syntax: 1. At least one of N102 or N103 must be present.
2. If either N103 or N104 is present, then the other is required.

Comment: This segment, used alone, provides the most efficient method of providing organizational identification. To obtain this efficiency the "ID Code" (N104) must provide a key to the table maintained by the transaction processing party.

Data Element Summary

Mandatory

REF. DES.	DATA ELEMENT	NAME	ATTRIBUTES
N101	98	Entity Identifier Code Code identifying an organizational entity or a physical location.	M ID 2/2

Implementation Notes:

1. Use code *BY* for Issued By, Block 6, DD Form 1155; use code *OI* for Administered By, Block 7; use codes *SE*, *SU*, *VN*, or *ZZ* for contractor, Block 9; use code *BT* for Mail Invoice To, Block 13; use code *ST* for Ship To, Block 14; and use code *PR* for Payment will be made by, Block 15. Use code *MP* when facility (Block 9) is different from the address given for the contractor. Do not send a facility code if it is the same code as that sent for the contractor. In a second iteration of the N1 loop, use code *PL* if the party to receive the order is other than the listed contractor (e.g., an agent); use code *SW* if there is a separate location for packaging; use code *UC* to represent a Mark For, if an address (use the *MAN* segment otherwise).

2. Code *SE* is used when the selling party is a large business, code *ZZ* when it is a small business, code *SU* when it is a small disadvantaged business, code *VN* when it is a woman-owned business, and code *DA* when Invoices are ordered to indicate the site where the service is performed.

- BT** Party to be Billed For Other Than Freight(Bill To)
- BY** Buying Party (Purchaser)
- DA** Delivery Address
- MP** Manufacturing Plant
- OI** Outside Inspection Agency
- PL** Party to Receive Purchase Order
- PR** Payer
- SE** Selling Party
- ST** Ship To
- SU** Supplier/Manufacturer
- SW** Sealing Company
- UC** Ultimate Consignee
- VN** Vendor
- ZZ** Mutually Defined

Conditional

N102	93	Name Free-form name.	C AN 1/35
------	----	-------------------------	-----------

855 - PURCHASE ORDER ACKNOWLEDGMENT
N1 - NAME

ANSI ASC X12 VERSION/RELEASE 003010DOD_

Conditional	N103	66	Identification Code Qualifier Code designating the system/method of code structure used for Identification Code (67). Implementation Notes: <i>1. Code 10 is used for DoD addresses. Code 33 or ZZ is used for contractor addresses.</i> <i>2. Use code 33 when a CAGE code has been assigned to a contractor, use code ZZ when a temporary CAGE code has been assigned to a contractor.</i> 10 Department of Defense Activity Address Code (DODAAC) 33 Commercial and Government Entity (CAGE) ZZ Mutually Defined	C ID 1/2
Conditional	N104	67	Identification Code Code identifying a party.	C ID 2/17

ANSI ASC X12 VERSION/RELEASE 003010DOD

Optional

Segment: **N2** Additional Name Information

Level: Header

Loop: N1

Usage: Optional

Max Use: 2

Purpose: To specify additional names or those longer than 35 characters in length

Data Element Summary

	REF. DES.	DATA ELEMENT	NAME	ATTRIBUTES		
Mandatory	N201	93	Name Free-form name.	M	AN	1/35
Optional	N202	93	Name Free-form name.	O	AN	1/35

855 - PURCHASE ORDER ACKNOWLEDGMENT
N3 - ADDRESS INFORMATION

ANSI ASC X12 VERSION/RELEASE 003010DOD

Optional

Segment: N3 Address Information

Level: Header

Loop: N1

Usage: Optional

Max Use: 2

Purpose: To specify the location of the named party

Data Element Summary

	REF. DES.	DATA ELEMENT	NAME	ATTRIBUTES
Mandatory	N301	166	Address Information Address information	M AN 1/35
Optional	N302	166	Address Information Address information	O AN 1/35

Optional

Segment: N4 Geographic Location

Level: Header

Loop: N1

Usage: Optional

Max Use: 1

Purpose: To specify the geographic place of the named party

- Syntax:**
1. At least one of N401 or N405 must be present.
 2. If N401 is present, then N402 is required.
 3. If either N405 or N406 is present, then the other is required.

- Comments:**
1. A combination of either N401 through N404 (or N405 and N406) may be adequate to specify a location.
 2. N402 is required only if city name (N401) is in the USA or Canada.

Data Element Summary

	REF. DES.	DATA ELEMENT	NAME	ATTRIBUTES
Conditional	N401	19	City Name Free-form text for city name.	C AN 2/19
Conditional	N402	156	State or Province Code Code (Standard State/Province) defined by appropriate governmental agencies.	C ID 2/2
Optional	N403	116	Postal Code Code defining international postal zone code excluding punctuation and blanks (zip code for United States).	O ID 4/9
<i>Implementation Note:</i> Use only when the "party's" address has no zip code but may have another type of postal code (e.g., in a foreign country).				
Optional	N404	26	Country Code Code identifying the country.	O ID 2/2
<i>Implementation Note:</i> Generally not required. Only include the N404 if the related 850 Purchase Order included an N404.				
Not Used	N405	309	Location Qualifier	O ID 1/2
Not Used	N406	310	Location Identifier	C AN 1/25

Optional

Segment: REF Reference Numbers
Level: Header
Loop: N1
Usage: Optional
Max Use: 12
Purpose: To specify identifying numbers.
Syntax: Either REF02 or REF03 is required.

Data Element Summary

	REF. DES.	DATA ELEMENT	NAME	ATTRIBUTES
Mandatory	REF01	128	Reference Number Qualifier Code qualifying the Reference Number.	M ID 2/2
<i>Implementation Note:</i> The 850 Purchase Order uses code IT for the buyer's office symbol and code DS for the criticality designator.				
DS Defense Priorities Allocation System (DPAS) Priority Rating				
IT Internal Customer Number				
Conditional	REF02	127	Reference Number Reference number or identification number as defined for a particular Transaction Set, or as specified by the Reference Number Qualifier.	C AN 1/30
Conditional	REF03	352	Description A free-form description to clarify the related data elements and their content.	C AN 1/80

Segment: PER Administrative Communications Contact
Level: Header
Loop: N1
Usage: Optional
Max Use: 3
Purpose: To identify a person or office to whom administrative communications should be directed
Syntax: If PER03 is present, then PER04 is required.
Implementation Note:
Contractor can elect to indicate their contact person in the acknowledgment.

Data Element Summary

	REF. DES.	DATA ELEMENT	NAME	ATTRIBUTES
Mandatory	PER01	366	Contact Function Code Code identifying the major duty or responsibility of the person or group named.	M ID 2/2
			Implementation Note: <i>Contractor can use code SU to indicate their contact person.</i>	
			SU Supplier Contact	
Optional	PER02	93	Name Free-form name.	O AN 1/35
Optional	PER03	365	Communication Number Qualifier Code identifying the type of communication number.	O ID 2/2
			Implementation Note: <i>Use any code. Code EM is preferred.</i>	
			EM Electronic Mail	
			FX Facsimile	
			TE Telephone	
Conditional	PER04	364	Communication Number Complete communications number including country or area code when applicable.	C AN 7/21

Optional

Segment: PO1 Purchase Order Baseline Item Data
Level: Detail
Loop: PO1 **Repeat:** 100000
Usage: Optional
Max Use: 1
Purpose: To specify basic and most frequently used purchase order line item data
Syntax: 1. If PO105 is present, then PO104 is required.
 2. If PO106 is present, then PO107 is required.
 3. If PO108 is present, then PO109 is required.
 4. If PO110 is present, then PO111 is required.
 5. If PO112 is present, then PO113 is required.
 6. If PO114 is present, then PO115 is required.
 7. If PO116 is present, then PO117 is required.
 8. If PO118 is present, then PO119 is required.
 9. If PO120 is present, then PO121 is required.
 10. If PO122 is present, then PO123 is required.
 11. If PO124 is present, then PO125 is required.

Comments: 1. See the Data Dictionary for a complete list of ID's.
 2. PO101 is the line item identification
 3. PO106 through PO125 provide for ten (10) different product/service ID's per each item. For example: Case, Color, Drawing No., UPC No., ISBN No., Model No., SKU.

Data Element Summary

	REF. DES.	DATA ELEMENT	NAME	ATTRIBUTES
Required	PO101	350	Assigned Identification Alphanumeric characters assigned for differentiation within a transaction set.	O AN 1/6
	<i>Implementation Note:</i> The line item as assigned in the related 850 Purchase Order.			
Mandatory	PO102	330	Quantity Ordered Quantity ordered.	M R 1/9
Mandatory	PO103	355	Unit of Measurement Code Code identifying the basic unit of measurement.	M ID 2/2
Required	PO104	212	Unit Price Price per unit of product, service, commodity, etc.	C R 1/14
Optional	PO105	639	Basis of Unit Price Code Code identifying the type of unit price for an item.	O ID 2/2

	Implementation Note:				
	<i>Use codes used in the related 850 Purchase Order PO105. Typical codes for the 850 Purchase Order are CT for orders placed against a contract, code ES when the price is estimated, and code QT when the price is based on a quote.</i>				
			CT Contract		
			ES Estimated		
			QT Quoted		
Optional	PO106	235	Product/Service ID Qualifier Code identifying the type/source of the descriptive number used in Product/Service ID (234).	O ID	2/2
	Implementation Notes:				
	1. Code IN is the line number from an RFQ. If code VN is used, this is a seller's quote line item number.				
	2. If code PD or SV is used, include the noun or description in a Product/Service Id data element such as PO107.				
			FS National Stock Number		
			FT Federal Stock Classification		
			IN Buyer's Item Number		
			MG Manufacturer's Part Number		
			PD Part Number Description		
			PG Packaging Specification Number		
			SI Standard Industrial Classification Code		
			SV Service Rendered		
			SW Stock Number		
			VN Vendor's (Seller's) Item Number		
			VP Vendor's (Seller's) Part Number		
Conditional	PO107	234	Product/Service ID Identifying number for a product or service.	C AN	1/30
Optional	PO108	235	Product/Service ID Qualifier Code identifying the type/source of the descriptive number used in Product/Service ID (234).	O ID	2/2
	Implementation Note:				
	<i>PO108 through PO125 are used in pairs (for example, PO108 and PO109), as needed to carry additional information about the product or service.</i>				
Conditional	PO109	234	Product/Service ID Identifying number for a product or service.	C AN	1/30
Optional	PO110	235	Product/Service ID Qualifier Code identifying the type/source of the descriptive number used in Product/Service ID (234).	O ID	2/2
Conditional	PO111	234	Product/Service ID Identifying number for a product or service.	C AN	1/30
Optional	PO112	235	Product/Service ID Qualifier Code identifying the type/source of the descriptive number used in Product/Service ID (234).	O ID	2/2
Conditional	PO113	234	Product/Service ID	C AN	1/30

855 - PURCHASE ORDER ACKNOWLEDGMENT
PO1 - PURCHASE ORDER BASELINE ITEM DATA

ANSI ASC X12 VERSION/RELEASE 003010DOD

			Identifying number for a product or service.			
Optional	PO114	235	Product/Service ID Qualifier Code identifying the type/source of the descriptive number used in Product/Service ID (234).	O	ID	2/2
Conditional	PO115	234	Product/Service ID Identifying number for a product or service.	C	AN	1/30
Optional	PO116	235	Product/Service ID Qualifier Code identifying the type/source of the descriptive number used in Product/Service ID (234).	O	ID	2/2
Conditional	PO117	234	Product/Service ID Identifying number for a product or service.	C	AN	1/30
Optional	PO118	235	Product/Service ID Qualifier Code identifying the type/source of the descriptive number used in Product/Service ID (234).	O	ID	2/2
Conditional	PO119	234	Product/Service ID Identifying number for a product or service.	C	AN	1/30
Optional	PO120	235	Product/Service ID Qualifier Code identifying the type/source of the descriptive number used in Product/Service ID (234).	O	ID	2/2
Conditional	PO121	234	Product/Service ID Identifying number for a product or service.	C	AN	1/30
Optional	PO122	235	Product/Service ID Qualifier Code identifying the type/source of the descriptive number used in Product/Service ID (234).	O	ID	2/2
Conditional	PO123	234	Product/Service ID Identifying number for a product or service.	C	AN	1/30
Optional	PO124	235	Product/Service ID Qualifier Code identifying the type/source of the descriptive number used in Product/Service ID (234).	O	ID	2/2
Conditional	PO125	234	Product/Service ID Identifying number for a product or service.	C	AN	1/30

Optional

Segment: MEA Measurements
Level: Detail
Loop: PO1
Usage: Optional
Max Use: 40
Purpose: To specify physical measurements, including dimensions, tolerances, weights and counts.
Syntax: 1. Either MEA03 or MEA05 or MEA06 or MEA08 is required.
 2. If either MEA03, MEA05 or MEA06 is used, MEA04 is required.
 3. If MEA07 is used MEA03 is required.
 4. Either MEA08 or MEA03 may be used, but not both.
Comment: When citing dimensional tolerances, any measurement requiring a sign (+ or -), or any measurement where a positive (+) value cannot be assumed use MEA05 as the negative (-) value and MEA06 as the positive (+) value.

Data Element Summary

REF. DES.	DATA ELEMENT	NAME	ATTRIBUTES		
Optional	MEA01	737 Measurement Reference ID Code Code specifying the application of physical measurement cited.	O	ID	2/2
<i>Implementation Note:</i> Code CT is used when the related 850 also uses the code CT for variations in quantity.					
CT Counts					
Optional	MEA02	738 Measurement Qualifier Code identifying the type of measurement.	O	ID	1/3
<i>Implementation Note:</i> Code PO is used when the related 850 also uses the code PO for variations in quantity.					
PO Percent of Order					
Conditional	MEA03	739 Measurement Value The value of the measurement.	C	R	1/10
Conditional	MEA04	355 Unit of Measurement Code Code identifying the basic unit of measurement.	C	ID	2/2
<i>Implementation Note:</i> Code P1 is used when the related 850 also uses the code P1 for variation in quantity.					
P1 Percent					
Conditional	MEA05	740 Range Minimum The value specifying the minimum of the measurement range.	C	R	1/10
<i>Implementation Note:</i> Used to indicate the variation in quantity under.					
Conditional	MEA06	741 Range Maximum	C	R	1/10

The value specifying the maximum of the measurement range.

Implementation Note:

Used to indicate the variation in quantity over.

Not Used	MEA07	935	Measurement Significance Code	O	ID	2/2
Not Used	MEA08	936	Measurement Attribute Code	C	ID	2/2
Not Used	MEA09	752	Surface/Layer/Position Code	O	ID	2/2

Optional

Segment: PID Product/Item Description

Level: Detail

Loop: PID **Repeat:** 1000

Usage: Optional

Max Use: 1

Purpose: To describe a product or process in coded or free-form format

Syntax: 1. If PID04 is present, then PID03 is required.

2. At least one of PID04 or PID05 must be present.

Comments: 1. When PID01 is "F", PID04 is not used.

2. Use PID03 to indicate the organization that publishes the code list being referred to.

3. PID04 should be used for industry-specific product description codes.

4. Use PID06 when necessary to refer to the product surface or layer being described in the segment.

Data Element Summary

	REF. DES.	DATA ELEMENT	NAME	ATTRIBUTES
Mandatory	PID01	349	Item Description Type Code indicating the format of a description. F Free-form	M ID 1/1
Not Used	PID02	750	Product/Process Characteristic Code	O ID 2/3
Not Used	PID03	559	Association Qualifier Code	C ID 2/2
Not Used	PID04	751	Product Description Code	C ID 1/12
Conditional	PID05	352	Description A free-form description to clarify the related data elements and their content.	C AN 1/80

Implementation Notes:

1. When PO106 use codes SV or PD, PID05 may be used to carry an additional description of the service or item if necessary.

2. PID05 can also be used to explain a contract condition if appropriate for the related 850 Purchase Order.

Not Used

PID06 752 Surface/Layer/Position Code O ID 2/2

Optional

Segment: MEA Measurements

Level: Detail

Loop: PID

Usage: Optional

Max Use: 10

Purpose: To specify physical measurements, including dimensions, tolerances, weights and counts.

- Syntax:**
1. Either MEA03 or MEA05 or MEA06 or MEA08 is required.
 2. If either MEA03, MEA05 or MEA06 is used, MEA04 is required.
 3. If MEA07 is used MEA03 is required.
 4. Either MEA08 or MEA03 may be used, but not both.

Comment: When citing dimensional tolerances, any measurement requiring a sign (+ or -), or any measurement where a positive (+) value cannot be assumed use MEA05 as the negative (-) value and MEA06 as the positive (+) value.

Implementation Note:

This segment is used any time a measurement needs to be described for the preceding PID Segment.

Data Element Summary

REF. DES.	DATA ELEMENT	NAME	ATTRIBUTES		
Optional	MEA01	737 Measurement Reference ID Code Code specifying the application of physical measurement cited.	O	ID	2/2
Optional	MEA02	738 Measurement Qualifier Code identifying the type of measurement.	O	ID	1/3
Conditional	MEA03	739 Measurement Value The value of the measurement.	C	R	1/10
Conditional	MEA04	355 Unit of Measurement Code Code identifying the basic unit of measurement.	C	ID	2/2
Not Used	MEA05	740 Range Minimum	C	R	1/10
Not Used	MEA06	741 Range Maximum	C	R	1/10
Not Used	MEA07	935 Measurement Significance Code	O	ID	2/2
Not Used	MEA08	936 Measurement Attribute Code	C	ID	2/2
Not Used	MEA09	752 Surface/Layer/Position Code	O	ID	2/2

Segment: PWK Paperwork
Level: Detail
Loop: PO1
Usage: Optional
Max Use: 25
Purpose: To specify the type and transmission of paperwork relating to a product, order or report.
Syntax: If either PWK05 or PWK06 is present, then the other is required.
Comments: 1. PWK05 and PWK06 may be used to identify the addressee by a code number.
 2. PWK07 may be used to indicate special information to be shown on the specified report.
 3. PWK08 may be used to indicate action pertaining to a report.

Implementation Note:
This Detail level PWK Segment in the 850 Purchase Order is used to indicate which paperwork must be provided with the delivery or as specified in the order. With the related 855 acknowledgment, the contractor can use this segment to indicate how the paperwork will be sent to the buyer.

Data Element Summary

	REF. DES.	DATA ELEMENT	NAME	ATTRIBUTES
Mandatory	PWK01	755	Report Type Code Code indicating the title and/or contents of a document or report.	M ID 2/2
	Implementation Note: <i>Codes used must correspond to the codes used in the related 850 Purchase Order Detail level PWK.</i>			
			CP Certificate of Compliance (Material Certification)	
			MR Material Inspection and Receiving Report	
			MS Material Safety Data Sheet	
			PD Proof of Delivery	
			SN Shipping Notice	
Mandatory	PWK02	756	Report Transmission Code Code defining timing and transmission method by which reports are to be sent.	M ID 2/2
	Implementation Notes:			
			1. Any code can be used, but code EL is preferred.	
			2. Contractor can use the PWK02 to indicate the method they will use to send the requested paperwork.	
			BM By Mail	
			EL Electronically Only	
			WS With Shipment (With Package)	
Optional	PWK03	757	Report Copies Needed The number of copies of a report that should be sent to the addressee.	O NO 1/2
Not Used	PWK04	98	Entity Identifier Code	O ID 2/2
Not Used	PWK05	66	Identification Code Qualifier	C ID 1/2

855 - PURCHASE ORDER ACKNOWLEDGMENT
PWK - PAPERWORK

ANSI ASC X12 VERSION/RELEASE 003010DOD_

Not Used	PWK06	67	Identification Code	C	ID	2/17
Optional	PWK07	352	Description A free-form description to clarify the related data elements and their content.	O	AN	1/80
Not Used	PWK08	704	Paperwork/Report Action Code	O	ID	1/2

Optional

Segment: PKG Marking, Packaging, Loading

Level: Detail

Loop: PO1

Usage: Optional

Max Use: 25

Purpose: To describe marking, packaging, loading and unloading requirements.

Syntax: 1. If PKG04 is present, then PKG03 is required.

2. At least one of PKG04 or PKG05 must be present.

Comments: 1. Use MEA (Measurements) segment to define dimensions, tolerances weights, counts, physical restrictions, etc.

2. When PKG01 is "F", PKG04 is not used.

3. PKG01 relates only to PKG04 and PKG05.

4. Use PKG03 to indicate the organization that publishes the code list being referred to.

5. PKG04 should be used for industry-specific packaging description codes.

6. Special marking or tagging data can be given in PKG05 (Description).

Data Element Summary

	REF. DES.	DATA ELEMENT	NAME	ATTRIBUTES
Mandatory	PKG01	349	Item Description Type Code indicating the format of a description. F Free-form S Structured (From Industry Code List)	M ID 1/1
Optional	PKG02	753	Packaging Characteristic Code Code specifying the marking, packaging, loading and related characteristics being described.	O ID 1/5
Conditional	PKG03	559	Association Qualifier Code Code identifying the association assigning the code values. DD Department of Defense	C ID 2/2
Conditional	PKG04	754	Packaging Description Code A code from an industry code list which provides specific data about the marking, packaging or loading and unloading of a product.	C ID 1/7
Conditional	PKG05	352	Description A free-form description to clarify the related data elements and their content.	C AN 1/80

Optional

Segment: PO4 Item Physical Details

Level: Detail

Loop: PO1

Usage: Optional

Max Use: 1

Purpose: To specify the physical qualities, packaging, weights and dimensions relating to the item.

- Syntax:**
1. If PO402 is present, then PO403 is required.
 2. If PO405 is present, then at least one of PO406 or PO407 is required.
 3. If PO408 is present, then PO409 is required.
 4. If PO413 is present, then at least one of PO410, PO411 or PO412 is required.

- Comments:**
1. PO403 - The "Unit of Measure Code" (Element #355) in this segment position is for purposes of defining the pack (PO401) /size (PO402) measure which indicates the quantity in the inner pack unit. Example: If the carton contains 24 12-Ounce packages, it would be described as follows: Element 356 = 24; Element 357 = 12; Element 355 = OZ.
 2. PO410 defines the unit of measure for PO408, PO409, and PO410.

Data Element Summary

	REF. DES.	DATA ELEMENT	NAME	ATTRIBUTES		
Optional	PO401	356	Pack Number of inner pack units per outer pack unit.	O	NO	1/6
Optional	PO402	357	Size Size of supplier units in pack.	O	R	1/8
Conditional	PO403	355	Unit of Measurement Code Code identifying the basic unit of measurement.	C	ID	2/2
Optional	PO404	103	Packaging Code Code identifying the type of packaging. Part 1. Packaging form. Part 2. Packaging Material.	O	ID	5/5
Optional	PO405	187	Weight Qualifier Code defining the type of weight.	O	ID	1/2
Conditional	PO406	384	Gross Weight per Pack Numeric value of gross weight per pack.	C	R	1/9
Conditional	PO407	355	Unit of Measurement Code Code identifying the basic unit of measurement.	C	ID	2/2
Optional	PO408	385	Gross Volume per Pack Numeric value of gross volume per pack.	O	R	1/9
Conditional	PO409	355	Unit of Measurement Code	C	ID	2/2

			Code identifying the basic unit of measurement.		
Optional	PO410	82	Length Largest horizontal dimension of an object measured when the object is in the upright position.	O R	1/8
Optional	PO411	189	Width Shorter measurement of the two horizontal dimensions measured with the object in the upright position.	O R	1/8
Optional	PO412	65	Height Vertical dimension of an object measured when the object is in the upright position.	O R	1/8
Conditional	PO413	355	Unit of Measurement Code Code identifying the basic unit of measurement.	C ID	2/2

Optional

Segment: REF Reference Numbers
Level: Detail
Loop: PO1
Usage: Optional
Max Use: 12
Purpose: To specify identifying numbers.
Syntax: Either REF02 or REF03 is required.

Data Element Summary

	REF. DES.	DATA ELEMENT	NAME	ATTRIBUTES		
Mandatory	REF01	128	Reference Number Qualifier Code qualifying the Reference Number.	M	ID	2/2
Conditional	REF02	127	Reference Number Reference number or identification number as defined for a particular Transaction Set, or as specified by the Reference Number Qualifier.	C	AN	1/30
Conditional	REF03	352	Description A free-form description to clarify the related data elements and their content.	C	AN	1/80

Optional

Segment: FOB F.O.B. Related Instructions

Level: Detail

Loop: PO1

Usage: Optional

Max Use: 1

Purpose: To specify transportation instructions relating to shipment

- Syntax:**
1. If FOB03 is present, then FOB02 is required.
 2. If FOB04 is present, then FOB05 is required.
 3. If FOB07 is present, then FOB06 is required.
 4. If FOB08 is present, then FOB09 is required.

- Comments:**
1. FOB01 indicates which party will pay the carrier.
 2. FOB02 is the code specifying transportation responsibility location.
 3. FOB06 is the code specifying title passage location.
 4. FOB08 is the code specifying the point at which the risk of loss transfers. This may be different than the location specified in FOB02/FOB03 and FOB06/FOB07.

Implementation Note:

This FOB Segment is used when the FOB or acceptance applies to a specific line item. The FOB Segment in the N1 loop is used when more than one FOB condition applies to a specific address for a specific line item.

Data Element Summary

	REF. DES.	DATA ELEMENT	NAME	ATTRIBUTES
Mandatory	FOB01	146	Shipment Method of Payment Code identifying payment terms for transportation charges. DF Defined by Buyer and Seller	M ID 2/2
Conditional	FOB02	309	Location Qualifier Code identifying type of location.	C ID 1/2
			Implementation Note: <i>Code ZZ is used when the FOB point is listed as Other than the destination or origin.</i> DE Destination (Shipping) OR Origin (Shipping Point) ZZ Mutually Defined	
Optional	FOB03	352	Description A free-form description to clarify the related data elements and their content.	O AN 1/80
			Implementation Note: <i>FOB03 carries the location of a site when FOB02 is code ZZ for other.</i>	
Not Used	FOB04	334	Transportation Terms Qualifier Code	O ID 2/2
Not Used	FOB05	335	Transportation Terms Code	C ID 3/3
Conditional	FOB06	309	Location Qualifier	C ID 1/2

Code identifying type of location.

Implementation Notes:

1. Inspection or acceptance site. They are assumed to be same unless specified otherwise.
2. Use code ZZ when the inspection and acceptance points will not be the same.

DE Destination (Shipping)

OR Origin (Shipping Point)

ZZ Mutually Defined

Optional

FOB07 352 Description O AN 1/80
A free-form description to clarify the related data elements and their content.

Implementation Note:

If FOB06 is code ZZ, identify the locations of the inspection and acceptance points.

Not Used

FOB08 54 Risk of Loss Qualifier O ID 2/2

Not Used

FOB09 352 Description C AN 1/80

Optional

Segment: DTM Date/Time Reference

Level: Detail

Loop: PO1

Usage: Optional

Max Use: 10

Purpose: To specify pertinent dates and times

Syntax: At least one of DTM02 or DTM03 must be present.

Implementation Note:

Required delivery date will be provided in this segment as an actual date or in the LDT segment as a set number of calendar days after receipt of order. If the latter is used, omit the segment.

Data Element Summary

Mandatory

REF. DES.	DATA ELEMENT	NAME	ATTRIBUTES		
DTM01	374	Date/Time Qualifier Code specifying type of date or time, or both date and time.	M	ID	3/3

Implementation Notes:

- Code 002 is used for the required delivery date (unless delivery date is defined in segment LDT) when it applies to the entire line item. Dates should reflect the date information for the related 850 Purchase order.
- The SCH Segment is used when deliveries will differ by quantity or date.
- Contractor may elect to include dates to reflect planned or estimated delivery dates as part of the acknowledgment.

002 Delivery Requested

Conditional

DTM02	373	Date Date (YYMMDD).	C	DT	6/6
-------	-----	------------------------	---	----	-----

Not Used

DTM03	337	Time	C	TM	4/4
-------	-----	------	---	----	-----

Not Used

DTM04	623	Time Code	O	ID	2/2
-------	-----	-----------	---	----	-----

855 - PURCHASE ORDER ACKNOWLEDGMENT
LDT - LEAD TIME

ANSI ASC X12 VERSION/RELEASE 003010DOD

Optional

Segment: LDT Lead Time

Level: Detail

Loop: PO1

Usage: Optional

Max Use: 12

Purpose: To specify lead time for availability of products and services.

Comment: LDT04 is the effective date of lead time information.

Implementation Note:

Required delivery date will be provided in this segment as a set number of calendar days after receipt of order or in the DTM segment as an actual date. If the latter is used, omit this segment.

Data Element Summary

	REF. DES.	DATA ELEMENT	NAME	ATTRIBUTES
Mandatory	LDT01	345	Lead Time Code Code indicating the time range.	M ID 2/2
Mandatory	LDT02	380	Quantity Numeric value of quantity.	M R 1/10
Mandatory	LDT03	344	Unit of Time Period Code Code indicating the time period.	M ID 2/2
Not Used	LDT04	373	Date	O DT 6/6

ANSI ASC X12 VERSION/RELEASE 003010DOD

Optional

Segment: SCH Line Item Schedule
Level: Detail
Loop: PO1
Usage: Optional
Max Use: 200
Purpose: To specify the data for scheduling a specific line item.
Syntax: 1. If SCH03 is present, then SCH04 is required.
 2. If SCH09 is used, then SCH08 is required.
Comment: SCH05 specifies the interpretation to be used for SCH06 and SCH07.

Implementation Note:
This segment is used to describe a partial delivery at the line item level.

Data Element Summary

	REF. DES.	DATA ELEMENT	NAME	ATTRIBUTES		
Mandatory	SCH01	380	Quantity Numeric value of quantity.	M	R	1/10
Mandatory	SCH02	355	Unit of Measurement Code Code identifying the basic unit of measurement.	M	ID	2/2
Not Used	SCH03	98	Entity Identifier Code	O	ID	2/2
Not Used	SCH04	93	Name	C	AN	1/35
Mandatory	SCH05	374	Date/Time Qualifier Code specifying type of date or time, or both date and time.	M	ID	3/3

Implementation Notes:
 1. Code 002 is used for the required delivery date in the related 850 Purchase Order.
 2. Contractor may elect to include dates to reflect planned or estimated delivery dates as part of the acknowledgment.

002 Delivery Requested

Mandatory	SCH06	373	Date Date (YYMMDD).	M	DT	6/6
Not Used	SCH07	337	Time	O	TM	4/4
Not Used	SCH08	374	Date/Time Qualifier	O	ID	3/3
Not Used	SCH09	373	Date	C	DT	6/6
Not Used	SCH10	337	Time	O	TM	4/4

Optional

Segment: MAN Marks and Numbers

Level: Detail

Loop: PO1

Usage: Optional

Max Use: 10

Purpose: To indicate identifying marks and numbers for shipping containers

Data Element Summary

Mandatory

REF. DES.	DATA ELEMENT	NAME	ATTRIBUTES
MAN01	88	Marks and Numbers Qualifier	M ID 1/2

Code specifying the application or source of Marks and Numbers (87).

Implementation Note:

Code L is used to indicate that the order has Mark For Instructions in addition to the Ship To and it is applicable at the line item level in the 850 Purchase Order.

L Line Item Only

Mandatory

MAN02	87	Marks and Numbers	M AN 1/45
-------	----	-------------------	-----------

Marks and numbers used to identify a shipment or parts of a shipment.

Implementation Note:

Mark for information, that cannot be carried in the N1-N4 segments, will be carried in this data element.

ANSI ASC X12 VERSION/RELEASE 003010DOD_

Optional

Segment: **AMT Monetary Amount**

Level: Detail

Loop: PO1

Usage: Optional

Max Use: 1

Purpose: To indicate the total monetary amount.

Comments: 1. If AMT is used in the detail area of transaction set 850, 855, 860 or 865, AMT02 will indicate total line amount as calculated by the sender. If AMT is used in the summary area of transaction set 850, 855, 860 or 865, AMT02 will indicate total transaction amount as calculated by the sender.

2. If segment AMT is used in Table 2 of the 850, 855, 860 or 865 transaction sets, then AMT01 = 01. If it is used in Table 3 of those transaction sets, then AMT01 = TT.

Data Element Summary

	REF. DES.	DATA ELEMENT	NAME	ATTRIBUTES		
Mandatory	AMT01	522	Amount Qualifier Code Code to qualify amount 1 Line Item Total	M	ID	1/2
Mandatory	AMT02	782	Monetary Amount Monetary amount.	M	R	1/15

Implementation Note:
The total amount of the line item.

855 - PURCHASE ORDER ACKNOWLEDGMENT
N9 - REFERENCE NUMBER

ANSI ASC X12 VERSION/RELEASE 003010DOD

Optional

Segment: N9 Reference Number

Level: Detail

Loop: N9 **Repeat:** 1000

Usage: Optional

Max Use: 1

Purpose: To transmit identifying numbers and descriptive information as specified by the reference number qualifier

Syntax: At least one of N902 or N903 must be present.

Data Element Summary

	REF. DES.	DATA ELEMENT	NAME	ATTRIBUTES		
Mandatory	N901	128	Reference Number Qualifier Code qualifying the Reference Number.	M	ID	2/2
Conditional	N902	127	Reference Number Reference number or identification number as defined for a particular Transaction Set, or as specified by the Reference Number Qualifier.	C	AN	1/30
Conditional	N903	369	Free-form Description Free-form descriptive text.	C	AN	1/45
Not Used	N904	373	Date	O	DT	6/6
Not Used	N905	337	Time	O	TM	4/4

Optional

Segment: **MSG** Message Text

Level: Detail

Loop: N9

Usage: Optional

Max Use: 1000

Purpose: To provide a free form format that would allow the transmission of text information.

Comment: MSG02 is not related to the specific characteristics of a printer, but identifies top of page, advance a line, etc.

Data Element Summary

	REF. DES.	DATA ELEMENT	NAME	ATTRIBUTES		
Mandatory	MSG01	933	Free-Form Message Text Free-form message text.	M	AN	1/264
Not Used	MSG02	934	Printer Carriage Control Code	O	ID	2/2

855 - PURCHASE ORDER ACKNOWLEDGMENT
N1 - NAME

ANSI ASC X12 VERSION/RELEASE 003010DOD

Optional

Segment: N1 Name

Level: Detail

Loop: N1 Repeat: 200

Usage: Optional

Max Use: 1

Purpose: To identify a party by type of organization, name and code

Syntax: 1. At least one of N102 or N103 must be present.

2. If either N103 or N104 is present, then the other is required.

Comment: This segment, used alone, provides the most efficient method of providing organizational identification. To obtain this efficiency the "ID Code" (N104) must provide a key to the table maintained by the transaction processing party.

Data Element Summary

	REF. DES.	DATA ELEMENT	NAME	ATTRIBUTES
Mandatory	N101	98	Entity Identifier Code Code identifying an organizational entity or a physical location.	M ID 2/2
Implementation Note:				
<i>Codes used for the 850 will include code ST for Ship To and code UC when the Mark For information is an address.</i>				
ST Ship To				
UC Ultimate Consignee				
Conditional	N102	93	Name Free-form name.	C AN 1/35
Conditional	N103	66	Identification Code Qualifier Code designating the system/method of code structure used for Identification Code (67).	C ID 1/2
Implementation Notes:				
1. When code N101 is code ST or UC, code 10 is used when it is a DoD address. Code 33 or ZZ is used for contractor addresses.				
2. Code 33 is used when a CAGE code has been assigned to a contractor. Code ZZ is used when a temporary CAGE code has been assigned to a contractor.				
3. A long line address may be used when no code number applies.				
10 Department of Defense Activity Address Code (DODAAC)				
33 Commercial and Government Entity (CAGE)				
ZZ Mutually Defined				
Conditional	N104	67	Identification Code Code identifying a party.	C ID 2/17

Optional

Segment: N2 Additional Name Information

Level: Detail

Loop: N1

Usage: Optional

Max Use: 2

Purpose: To specify additional names or those longer than 35 characters in length

Data Element Summary

	REF. DES.	DATA ELEMENT	NAME	ATTRIBUTES		
Mandatory	N201	93	Name Free-form name.	M	AN	1/35
Optional	N202	93	Name Free-form name.	O	AN	1/35

855 - PURCHASE ORDER ACKNOWLEDGMENT
N3 - ADDRESS INFORMATION

ANSI ASC X12 VERSION/RELEASE 003010DOD

Optional

Segment: **N3** Address Information

Level: Detail

Loop: N1

Usage: Optional

Max Use: 2

Purpose: To specify the location of the named party

Data Element Summary

	REF. DES.	DATA ELEMENT	NAME	ATTRIBUTES		
Mandatory	N301	166	Address Information Address information	M	AN	1/35
Optional	N302	166	Address Information Address information	O	AN	1/35

Segment: N4 Geographic Location
Level: Detail
Loop: N1
Usage: Optional
Max Use: 1
Purpose: To specify the geographic place of the named party
Syntax: 1. At least one of N401 or N405 must be present.
 2. If N401 is present, then N402 is required.
 3. If either N405 or N406 is present, then the other is required.
Comments: 1. A combination of either N401 through N404 (or N405 and N406) may be adequate to specify a location.
 2. N402 is required only if city name (N401) is in the USA or Canada.

Data Element Summary

REF. DES.	DATA ELEMENT	NAME	ATTRIBUTES
Optional	N401	19 City Name Free-form text for city name.	C AN 2/19
Conditional	N402	156 State or Province Code Code (Standard State/Province) defined by appropriate governmental agencies.	C ID 2/2
Optional	N403	116 Postal Code Code defining international postal zone code excluding punctuation and blanks (zip code for United States).	O ID 4/9
Implementation Note: Use only when the "party's" address has no zip code but may have another type of postal code (e.g., in a foreign country).			
Optional	N404	26 Country Code Code identifying the country.	O ID 2/2
Implementation Note: Generally not required. Only include the Detail level N404 if the related 850 Purchase Order included a Detail level N404.			
Not Used	N405	309 Location Qualifier	O ID 1/2
Not Used	N406	310 Location Identifier	C AN 1/25

Segment: CTT Transaction Totals
Level: Summary
Loop: ____
Usage: Mandatory
Max Use: 1
Purpose: To transmit a hash total for a specific element in the transaction set
Syntax: 1. If CTT03 is present, then CTT04 is required.
 2. If CTT05 is present, then CTT06 is required.
Comment: This segment is intended to provide hash totals to validate transaction completeness and correctness.

Data Element Summary:

	REF. DES.	DATA ELEMENT	NAME	ATTRIBUTES
Mandatory	CTT01	354	Number of Line Items Total number of line items in the transaction set.	M NO 1/6
	Implementation Note: Accumulation of the number of PO1 Segments when appropriate for detailed acknowledgments.			
Optional	CTT02	347	Hash Total Sum of values of the specified data element. All values in the data element will be summed without regard to decimal points (explicit or implicit) or signs. Truncation will occur on the leftmost digits if the sum is greater than the maximum size of the hash total of the data element. Example: -.0018 First occurrence of value being hashed. .18 Second occurrence of value being hashed. 1.8 Third occurrence of value being hashed. <u>18.01</u> Fourth occurrence of value being hashed. 1855 Hash total prior to truncation. 855 Hash total after truncation to three-digit field.	O R 1/10
	Implementation Note: CTT02 is the sum of the value of the quantities ordered (PO102) for each PO1 Segment when appropriate.			
Not Used	CTT03	81	Weight	O R 1/8
Not Used	CTT04	355	Unit of Measurement Code	C ID 2/2
Not Used	CTT05	183	Volume	O R 1/8
Not Used	CTT06	355	Unit of Measurement Code	C ID 2/2
Not Used	CTT07	352	Description	O AN 1/80

ANSI ASC X12 VERSION/RELEASE 003010DOD_

Optional

Segment: AMT Monetary Amount

Level: Summary

Loop: _____

Usage: Optional

Max Use: 1

Purpose: To indicate the total monetary amount.

Comments: 1. If AMT is used in the detail area of transaction set 850, 855, 860 or 865, AMT02 will indicate total line amount as calculated by the sender. If AMT is used in the summary area of transaction set 850, 855, 860 or 865, AMT02 will indicate total transaction amount as calculated by the sender.

2. If segment AMT is used in Table 2 of the 850, 855, 860 or 865 transaction sets, then AMT01 = 01. If it is used in Table 3 of those transaction sets, then AMT01 = TT.

Data Element Summary

	REF. DES.	DATA ELEMENT	NAME	ATTRIBUTES		
Mandatory	AMT01	522	Amount Qualifier Code Code to qualify amount	M	ID	1/2

Implementation Notes:

- Code TT will represent the total amount of the order.
- Not used for single line awards.

TT Total Transaction Amount

Mandatory	AMT02	782	Monetary Amount Monetary amount.	M	R	1/15
-----------	-------	-----	-------------------------------------	---	---	------

Implementation Note:

Not used for single line awards.

855 - PURCHASE ORDER ACKNOWLEDGMENT
SE - TRANSACTION SET TRAILER

ANSI ASC X12 VERSION/RELEASE 003010DOD

Mandatory

Segment: **SE** Transaction Set Trailer

Level: Summary

Loop: _____

Usage: Mandatory

Max Use: 1

Purpose: To indicate the end of the transaction set and provide the count of the transmitted segments (including the beginning (ST) and ending (SE) segments).

Comment: SE is the last segment of each transaction set.

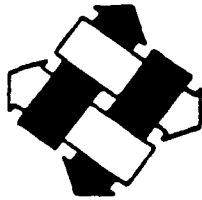
Data Element Summary

REF. DES.	DATA ELEMENT	NAME	ATTRIBUTES
Mandatory	SE01 96	Number of Included Segments Total number of segments included in a transaction set including ST and SE segments.	M NO 1/6
Mandatory	SE02 329	Transaction Set Control Number Identifying control number assigned by the originator for a transaction set.	M AN 4/9

Implementation Note:
This is the same number as the one in ST02.

4.0 ASC X 12 FORMS

In this chapter, applicable ASC X12 forms are presented.



VIII - FORMS, FORMS, FORMS

ASC X12 Work Request Form

ASC X12 New Project Proposal Form

ASC X12 New Transaction Set Development Form

Form for New or Revised Appendix A Code Source Reference

Document Preparation for Interpretations, Guidelines and Control Standards

Sample Transmittal Form

ASC X12 Ballot Comment Response Letter Format

ASC X12 Standards Order Form

Rev. 5/10/90

DATE SUBMITTED _____

DM NUMBER _____

(Secretariat Only)

ASC X12

WORK REQUEST FORM

ALL REQUESTS MUST BE TYPED or printed legibly in black ink. Complete both sides.

1. TO USE THIS FORM FOR SUPPORTING DATA MAINTENANCE FOR A NEW DRAFT STANDARD OR X12 INTERPRETATION. list all requirement on ONE form. Use attachments as necessary. List first all new segments, then all new data elements/codes/code sources. Then list revisions to existing segments and data elements/codes/code sources. Then list any others (e.g., X12.5, X12.6).
2. TO USE THIS FORM TO REQUEST A CHANGE TO AN EXISTING STANDARD. use a separate Work Request Form to list all changes for one transaction set, one segment, one control structure, or one data element. All sections must be completed. Attachments may be used for continuation and should be numbered.
3. TO USE THIS FORM TO REQUEST A PROPOSED NEW X12 PROJECT, complete Section A. Provide a purpose/scope and describe any new features involved in Section B. Provide a description of the business need and justification for the new project in Section C/Part II. The Work Request will be forwarded to an appropriate X12 subcommittee for analysis and preparation of a project proposal.

- Circle One:
- (1) New Standard Supporting Data Maintenance (use attachments)
 - (2) Existing Standard Maintenance Request (see Section D)
 - (3) Request for New X12 Project

Acronyms/abbreviations cannot be added to the standards. Industry-specific terms must be clearly explained. Provide Appendix A code source references for all externally published code lists cited. Incomplete forms or those with inadequate support for the change requested will be returned to the submitter.

A. SUBMITTER INFORMATION

Submitter: Name _____
Company _____
Address _____
Address/ZIP _____
Phone _____

Indicate the X12 subcommittee or task group whose position is represented here.

I declare that this represents the official position of X12 WORK GROUP: _____
established at the meeting dated _____.

B. PROPOSED WORK: List the specific changes to the standards being requested. Give the names and associated identifiers of the standards, segments, data elements and codes affected.

Page Two

C. REASON FOR CHANGE:

Part I: List the version/release of the standard you are using or using as a reference. Name the transaction set that is being/will be used that dictates the requested change. List affected segments and data elements, or other standards. Provide only reference numbers/IDs.

Reference Source Version 2/Release ____
 Transaction Set Used _____
 Segment Affected _____
 Data Element Affected _____
 Other Standard _____

Part II: Explain why you need the proposed change. Provide a complete scenario that tells what the business function, operation, or problem is that will be satisfied by a change to the standard. The X12J Technical Assessment Subcommittee requires enough information in this Part II to be able to propose an alternate solution if necessary.

D. RAMIFICATIONS: If you circled (2) on Page 1, complete this section. To ensure that all ramifications of your proposed change are recorded and that your request is complete, circle below all sections of the standards affected by the proposed change.

TRANSACTION SET	Name	Purpose/Scope	Table Note/Comment
	Segment Position	Require. Desc.	Max. Use
	Loop Repeat	Loop Structure	Add Segment
	Delete Segment		

SEGMENT	Identifier	Name	Definition
	Add DE	Delete DE	Position in Segment
	Require. Desc.	Syntax Note	Semantic Note
	Comment		

DATA ELEMENT	Name	Description	Type
	Min/Max		

CODE	Add code	Delete Code	Revise Code
-------------	----------	-------------	-------------

OTHER (e.g., X12.5, X12.6):

ERRORS NOTED IN THE STANDARD (Give page no. and other identification):

PP No. _____
(Secretariat Only)

ASC X12 NEW PROJECT PROPOSAL FORM

PROCEDURE: Only X12 subcommittees may use this form to register new development activities as X12 project proposals (PPs). Complete all pages. PPs approved by the X12 Procedures Review Board will be registered and assigned a PP number by DISA, and a Transmittal Form will be issued.

Date and complete the form below. Type or print legibly in black ink and number all attachment pages consecutively. Submit to DISA prior to an ASC X12 meeting, or to X12J Technical Assessment Subcommittee during the subcommittee's agenda period at an ASC X12 meeting.

Date Submitted: _____
Date Approved by Subcommittee: _____

Subcommittee Name: _____
Task Group Name/No.: _____

Joint Development Subcommittee (if any): _____

Circle one: (a) Transaction Set (b) Guideline (c) Other

Project Working Title: _____

Official Delegate(s) for This Project To Be Named on Transmittal Form:

Name _____ Name _____

Company _____ Company _____

Address _____ Address _____

Address/ZIP _____ Address/ZIP _____

Telephone _____ Telephone _____

A. PURPOSE AND SCOPE FOR THE PROPOSED WORK: Provide a well-defined purpose/scope for the proposed work. See X12 Design Rules and Guidelines for requirements.

B. BACKGROUND: Provide details that will be helpful in reviewing the proposal. Who are the expected users? How will the standard be used? What business function(s) does it serve? If the proposed standard overlaps the functionality of an existing standard or one in development, provide justification. If the proposal is not for a new standard or guideline, describe the project in detail. (Use attachments if necessary.)

C. OTHER STANDARDS INVOLVED: If applicable, identify any other business information standards that are similar/related to the proposal, and name standards developers (e.g., ANSI Accredited Standards Committees) whose activities may be involved or affected.

D. EXPECTED CONTENT/GENERAL DESCRIPTION: (OPTIONAL) Submitter may attach a preliminary draft of the proposed standard or other supporting documentation. Discuss new segments, data elements, control structures, and changes to X12.5 or X12.6 that are required or anticipated. (Use attachments.)

4/1/80

FORM FOR NEW OR REVISED APPENDIX A CODE SOURCE REFERENCE

INSTRUCTIONS: Complete this form whenever a new data element or data element code is requested to be added which references a code list published by an external (non-X12) organization. Use one form for each new reference. This form may be used to revise current references; fill out the appropriate areas below.

CIRCLE ONE, COMPLETE AS APPROPRIATE:

(1) NEW REFERENCE

(2) REVISED REFERENCE, Current reference number/name _____

REFERENCE TITLE: If there is only one source for codes for the data element, the title should be the same as the data element name. If there are multiple codes referencing external code sources for the same data element, title should approximate the code definition.

REFERENCE TITLE:

DATA ELEMENTS USED IN: Give the data element reference number and name which directs the user to this Appendix A code source reference. Give the code ID (if assigned) if this is for a specific code of the data element.

USED IN: DE No. _____, Code ID _____

SOURCE: Provide the name of the publication which contains the codes referenced.

PUBLISHED IN:

AVAILABLE FROM: Give the publisher, or other contact, from whom the user can obtain the document.

Name/Attn of _____

Company _____

Address _____

Address _____

Address/ZIP _____

ABSTRACT: Briefly describe the publication, its purpose, and indicate what codes it contains.

ABSTRACT:

Rev. 4/1/80

DOCUMENT PREPARATION FOR INTERPRETATIONS, GUIDELINES AND CONTROL STANDARDS

These instructions are provided to assist developers of interpretations, guidelines and control structure which are not transaction sets (for transaction sets use the New Transaction Set Development Form).

GENERAL: DISA provides title page and front matter for publications and copies the document according to DISA house style.

REVISIONS: If the document is a revision of a previously published interpretation, guideline or standard, provide a summary of the changes to the original that are contained in the document.

I INTERPRETATIONS

A formal interpretation of an X12™ Standard is considered part of the body of standards when it is approved for publication. The interpretation draft should state the issue presented by the requestor, state the proposed interpretation, and show as attachments any Work Requests that may be necessary to effect the interpretation within the subject standard. The draft interpretation is processed like any other subcommittee document.

II GUIDELINES

For publication purposes, guidelines are treated like a journal article. Basic requirements are given below.

ABSTRACT: This is a precise summary of the Purpose/Scope (see below), and may be identical to it if that is brief (two paragraphs); otherwise summarize the purpose/scope. It should contain enough information about the document to enable a reader determine what the guideline is intended to accomplish within an EDI environment.

PURPOSE AND SCOPE: This statement must indicate purpose of the guideline, e.g., the business function or operation addressed. Scope and any specific limitations of scope should be defined.

BODY OF TEXT: This may be a number of subsections logically organized. Provide sections for foreword, introduction, definition of terms and concepts, references and related standards, methodology, specifications, requirements, discussion, and conclusions, as appropriate to the subject.

ART AND GRAPHICS: Graphics or artwork necessary to illustrate the document are encouraged. Provide camera-ready copy if these are not already prepared and delivered on a WP diskette to DISA.

FOREWORD, FOOTNOTES, APPENDICES: These may be used for purposes of clarity, illustration, or general information, not as "part of the guideline." A statement indicating the material is for information purposes only and not part of the guideline shall appear at the beginning of a foreword or appendix.

III CONTROL STRUCTURES AND OTHER STANDARDS

For publication purposes, these documents are treated like guidelines (see Section II above). The requirements are the same, with the addition of the following:

NEW SEGMENTS AND DATA ELEMENTS: These may be defined within the text; however, since they represent changes to X12.22 and X12.3, they should be specified on a Work Request Form attached to the draft.

RELATED X12™ STANDARDS AND OTHER REFERENCES: These shall be identified in a section within the text.

Page Two

FORMAT: "This Draft Standard for Trial Use contains the format and establishes the data contents of the _____ Transaction Set (____) for use within the context of an Electronic Data Interchange (EDI) environment. The transaction set (can be used to...)"

C. PURPOSE AND SCOPE This statement must indicate the full range of capabilities of the transaction set, and who the senders/receivers are. Explain the business function or operation that is addressed. Follow ASC X12 Design Rules and Guidelines and use this format:

FORMAT: "This standard provides the format and establishes the data contents of the _____ Transaction Set within the context of an Electronic Data Interchange (EDI) environment. This transaction set (can be used to...)"

D. TRANSACTION SET TABLE(S) For each table provide the following information. **FORMAT:**

TABLE X

POSITION NO.	SEGMENT ID	TITLE	REQ. DES.	MAX. USE.	LOOP COUNT	REPEAT	NOTE REF.
010	ST	Transaction Set Header	M	1			Note 1
020	BB	Beginning Segment For	M	1			Comment 1
etc.							

Note 1: This is a note. NOTES are part of the standard (numbered).

Comment A: This is a comment. COMMENTS are not part of the standard (lettered).

E. APPENDIX EXAMPLES Examples are used to test the merit of the proposed transaction and to explain it to users. At least one example is mandatory. No recognizable proper names may be used in any example.

FIGURE 1: (Optional) Use a sample paper document using mock data. If used, data must be accurately mapped to Figure 2. Original graphics must be attached (8-1/2x11") so they can be copied.

FIGURE 2 (or EXAMPLE): Title the figure and provide a Business Scenario to explain to the reader what is going on in the example. Add the note: "In this example the asterisk (*) represents the data element separator and the N/L characters represent the segment terminator." Present EDI transmission data and its meaning in two columns, side-by-side. ZZ or ZZZ codes are discouraged, since their usefulness in an explanatory example is nil. **FORMAT:**

BUSINESS SCENARIO: In this transaction set the sender is XYZ Retail Center and the receiver is their supplier, Fantastic Products Manufacturing, Inc....etc.

EDI TRANSMISSION DATA

(TRANSACTION SET PURPOSE) DATA

ST*8XX*0005 N/L
No. 0005
BB*01*79800* N/L
79800
etc.

Begin Transaction Set 8XX; Control
Original Transmission; Ref. No.

Rev. 5/10/80

DM Number _____
(Secretariat Only)

Document No. _____
(Developer Obtains from DISA)

ASC X12 NEW TRANSACTION SET DEVELOPMENT FORM

INSTRUCTIONS: Use this form to submit a draft transaction set for review by X12J Technical Assessment until it is text processed by DISA. Use a new Transaction Set Development Form whenever revisions are proposed and a text file has not yet been prepared by DISA.

ATTACHMENTS: Attach all pages; use this form as the first. Follow these instructions for preparing materials.

The submitter must obtain a document number assignment from DISA. Post it to this form (above).

Attach a List of Revisions if the draft was previously reviewed by X12J or if this is a revised/redesigned transaction set standard requiring X12 ballot.

Use ONE Work Request Form to list all supporting data maintenance for the transaction set and attach it to this form. Propose new or revised codes for DE 143 and DE 479 at a minimum, if required.

A Transmittal Form must accompany this document when it is submitted to DISA for distribution.

Use the most recent X12™ Standards Development Workbook to check your document for accuracy.

A. SUBMITTER INFORMATION

Submitter: Name _____
Company _____
Address _____
Address/ZIP _____
Phone _____

Indicate the X12 subcommittee or task group whose position is represented here.

I declare that this represents the official position of X12 WORK GROUP: _____
established at the meeting dated _____.

B. ABSTRACT The Abstract is registered with the American National Standards Institute. It is a precise summary of the Purpose/Scope (see Section C below). It may be identical to the Purpose/Scope if that is brief (two paragraphs), otherwise summarize the purpose/scope. It should contain enough information about the standard to enable a potential user determine what equivalent paper transaction it represents or what the standard is intended to do. Follow the format on page two.

SAMPLE TRANSMITTAL FORM

Initialized

KEY DATE: February 15, 1990

DELEGATE'S NAME
RESPONSIBLE SUBCOMMITTEE/TG#

John Doe
ASC X12Q XX Subcommittee/TG4

TRANSACTION SET/GUIDELINE TITLE

X12.XX ABC/XYZ TRANSACTION SET (8XX)

BALLOT Document No.
Current Document No.
Previous Document No.
Project Proposal No.
Associated WR/DM No.

ASC X12Q/90-051
ASC X12Q/90-004
PP-999
DM 012-190

PROJECT PROPOSAL

PP Review by X12J

(DATE) 2/7/90

PRB Approves PP

(DATE) 2/9/90

DEVELOPMENT PHASE: Project proposal approval through approval for X12 vote.

Document Submitted for DISA Text Processing
Subcommittee Approves Draft for Review by X12J, Tech Assessment
X12J Tech Assessment Review
PRB Approves Document for X12 Vote

(DATE) _____
(DATE) _____
(DATE) _____
(DATE) _____

ORIGINAL BALLOT DATA (DISA):

Ballot Closed Date
Tally/Comments Sent to Chair/Delegates
Tally Stats (Number and Percent)
_____ Ballots Mailed (100%)
_____ Ballots Returned (___%)
_____ Approved (___%)
_____ App w/Comment (___%)
_____ Disapproved (___%)
_____ Abstained (___%)

(DATE) _____
(DATE) _____

Page Two

COMMENT RESOLUTION PHASE: See Sections A, B and C. If the subcommittee at any time decides to rebalot the document, PRB approval is required and response letters are not necessary.

A. COMMENT RESPONSE LETTERS: An Open Forum must be scheduled at the next X12 meeting following the ballot closing date. All those who commented receive a comment response letter from the developing subcommittee. DISA records this process and handles the mailing.

Open Forum Date (DATE) _____
Response Letters Mailed Out by DISA (DATE) _____
Rebuttal Period (30 days) Closes (DATE) _____

ADJUSTED BALLOT DATA (DISA):
30-Day Response Review Closed Date
Tally/Comments Sent to Chair/Delegates
Tally Stats (Number and Percent)

(DATE) _____
(DATE) _____

_____ Ballots Mailed (100%)
_____ Ballots Returned (___ %)
_____ Approved (___ %)
_____ App w/Comment (___ %)
_____ Disapproved (___ %)
_____ Abstained (___ %)

B. SUBSTANTIVE REVISION: If ballot comments result in substantive revisions to the document, these are reviewed by X12J and processed by DISA. The revised document is submitted to X12 voters for a 30-day review period. DISA records this process/handles mailing. Subcommittees should conduct 30-day reviews for response letters/revised documents concurrently.

Subcommittee Approval of Revisions (DATE) _____
X12J Review of Revisions (DATE) _____
DISA Mails Revised Document (DATE) _____
Substantive Revision 30-Day Review Closes (DATE) _____

ADJUSTED BALLOT DATA (DISA):
30-Day Substantive Change Review Closed Date
Tally/Comments Sent to Chair/Delegates
Tally Stats (Number and Percent)

(DATE) _____
(DATE) _____

_____ Ballots Mailed (100%)
_____ Ballots Returned (___ %)
_____ Approved (___ %)
_____ App w/Comment (___ %)
_____ Disapproved (___ %)
_____ Abstained (___ %)

Page Three

C. CONTINUING OBJECTIONS. If there are continuing disapprovals after the 30-day review period, the document/disapprovals/responses/continuing objections are mailed to X12 members who originally cast a ballot, for another 30-day review, to give them an opportunity to change their vote.

Continuing Objections Mailed to Chair/Delegate by DISA
DISA Mails Documents
30-Day Review Closes

(DATE) _____
(DATE) _____
(DATE) _____

FINAL ADJUSTED TALLY (DISA): Whenever any disapprovals are withdrawn, a letter to this effect must be received in writing by DISA.

Final Tally Results Sent to Chair/Delegate
30-Day Review Stats (Adjusted Tally)

(DATE) _____

_____ Ballots Mailed (100%)
_____ Ballots Returned (___ %)
_____ Approved (___ %)
_____ App w/Comment (___ %)
_____ Disapproved (___ %)
_____ Abstained (___ %)

PRB APPROVAL PHASE: After the comment resolution period, the subcommittee votes to submit the document to the PRB for approval to publish.

Subcommittee Votes to Release to PRB
PRB Approves Publication

(DATE) _____
(DATE) _____

FOR DRAFT STANDARDS FOR TRIAL USE:
VERSION/RELEASE/SUBRELEASE ID CODE ASSIGNED: _____

Page Four

TRANSMITTAL FORM INSTRUCTIONS:

GENERAL: This Transmittal Form is a TURNAROUND DOCUMENT which records the history/current status of a project document. It is used to exchange information between the Secretariat and the committees of X12. Information is cumulative (add on). This form is attached to the document whenever it is issued for distribution (it is mandatory for submitting documents to DISA, X12J Technical Assessment, and the PRB). Document control numbers are still required on each document, and new numbers are required whenever it is revised.

KEY DATE: This is used to identify the latest version of the document (date associated with the current transmittal form update).

DELEGATE: Each subcommittee designates an individual (delegate) from the group responsible for the project. The Secretariat must be informed if the delegate changes.

INITIATION: Primary data is recorded by DISA on the initialized form after the project proposal is approved by the PRB. The subcommittee chair and delegate(s) receive the initialized Transmittal Form from DISA; thereafter, they are responsible for recording the appropriate subcommittee approval dates. The chair/delegate will receive a copy of the updated transmittal form whenever it is revised by DISA.

UPDATING: At each appropriate step, DISA will POST fresh data to the form, ADD the next appropriate blanks to the form, and SEND it to the subcommittee chair/delegate at each status change. The delegate must POST the form with fresh data at each status change for which the subcommittee is responsible and SEND it with the appropriate document to the Secretariat.

01000

ASC X12 BALLOT COMMENT RESPONSE LETTER FORMAT

GENERAL INFORMATION

AFTER AN X12 BALLOT, THE RESPONSIBLE SUBCOMMITTEE (OR ITS DESIGNATED TASK GROUP) MUST respond in writing to all disapproval votes. The Organization & Procedures manual (OPM) states that you are not required to respond to those members who approved with comment, but typically all commentors are responded to. The OPM states that all comment responses must be coordinated with the Subcommittee Chair.

There are two response letter formats from which to choose: a generic letter which will be sent to all commentors, and a individualized response to each commentor. See instructions below and the attachments.

OPTION 1: GENERIC LETTER (MASTER LETTER) TO ALL COMMENTORS

You may prepare one letter to be sent to all commentors. Every comment received must be reproduced in your letter. For each comment listed, name the commentor (X12 member company name) and the vote recorded for them. Link your response to the comment. If you choose this option, you may group the comments which are similar and respond to them as a group. Every member that disapproved must be responded to.

OPTION 2: INDIVIDUAL LETTER TO EACH COMMENTOR

You may prepare one letter for each commentor. If you choose this option, you need not repeat the original comment provided on the ballot. Follow the usual business letter style and the general instructions below. Every member that disapproved must be responded to.

INSTRUCTIONS

STEP 1: Plan to print the first page of your letter(s) on ASC X12 letterhead. If you don't have letterhead, you can obtain some from the Secretariat or reproduce the sample attached. You may not use personal, corporate, or blank letterhead for your comment response letter(s).

STEP 2: Call the Secretariat for a document control number. This number must appear in the upper right corner of the first page of the letter. If you send an individualized letter to each commentor, the document control number assigned for the first letter will be followed by an "A" (e.g., ASC X12F/TGB/90-120A), the second by a "B" (e.g., ASC X12F/TGB/90-120B), etc.

STEP 3: Choose your letter format option (see General Information above).

STEP 4: Prepare the letter following the outline, below using a typical business letter format.

- a. Provide a contact name (sender's) in the upper right corner box of the letterhead; include phone number.
- b. Print the document control number under the letterhead box.
- c. Print the date under the document control number.
- d. Address the letter to the individual, or for a generic letter include an addressee line and subject line.
- e. Include an introductory paragraph as the issue is properly identified to the addressee.
- f. You may wish to recap the ballot tally (from your Transmittal Form) for the information of the reader.

STEP 4: Forward the letters to the Secretariat, Attention Secretariat Services, with a cover letter requesting distribution of the response letter(s) you have prepared. When the letters have been distributed, the project delegate and subcommittee chair will receive an updated Transmittal Form which has the mailing date and 30-day review period closing date posted.

Attachments: X12 Letterhead Sample
 Sample Master Response Letter
 Sample Individual Letter

ASC X12-ELECTRONIC DATA INTERCHANGE (EDI)

Accredited Standards Committee
operating under the procedures of the
American National Standards Institute

Tim Jonesey
(999) 999-9999

Dan Smithey
(999) 999-9999

Document No

ASC X12C/TG20/90-999
June 25, 1990

TO: X12 Members Who Commented on Modifications to
X12.xx Control Structures

RE: Response to Comments on December Ballot
DMs 205289, 215289, 317289

Thank you for your comments. This ballot involved modifications to X12.xx. Of the 327 ballots mailed, 153 ballots were returned. Of these, 81 approved, 15 approved with comment, 20 disapproved with comment and 37 abstained.

In general, the vote responses were in favor of the modifications. The majority of the comments focused on the impact of these modifications on the presentation of information in the X12.22 Segment Directory. The proposed modifications and the resulting presentation in the segment directory have been reworked in response to these comments. A revised modification to X12.xx was reviewed by Technical Assessment at the June ASC X12 meeting. Modifications to the document have been made which reflect responses to the comments from this ballot, and a revised copy of X12.xx is being distributed to all who voted on this issue, for 30-day review of revisions.


Specific responses to comments follow.

COMMENT: Automobile Corporation

"Add the following note to Paragraph 3.3: **NOTE:** Communication protocol characters should be excluded from the character set."

RESPONSE:

The cover letter sent out with the voting package explained that the intent was to obtain consensus on the proposed modifications to X12.xx. X12.xx is a difficult standard to amend. We request that ballot responses be considered on the merits of the recommended modifications and not on the standard as a whole. Your comment was outside the scope of the requested modifications.



Page Two

COMMENT: Aircraft Engine Corporation

"Some consideration for Abstract Syntax Notation One (ASN.1) should be allowed.

1. ASN.1 is capable of defining all of the necessary inter-relations needed by X12 transactions.
2. ASN.1 requires less characters to define the same information.
3. ASN.1 is the encoding scheme used by most OSI work."

RESPONSE:

The recommendation to consider usage of ASN.1 encoding reaches far beyond the scope of the modifications requested in this ballot. Activities such as this are best submitted as separate work requests.

COMMENT: Some Software Inc.

"Conditionality of data elements should be left to the discretion of implementation guidelines and agreements. There is much discussion at times as far as whether certain data elements should be mandatory or not; many application systems are incapable of providing certain 'mandatory' information and, as such, filler-type data must be inserted."

RESPONSE:

The issue of data element conditionality as a whole is a much broader subject than was intended to be addressed within the scope of this ballot. This ballot was intended to provide a means for consistent documentation and application of already existing conditional structures. If the commentator believes that the conditional structure should be removed from the standard, the task group recommends that this be submitted as a separate work request.

Etc.

ASC X12-ELECTRONIC DATA INTERCHANGE (EDI)

Accredited Standards Committee
operating under the procedures of the
American National Standards Institute

Joe Somebody
Chair TG19, X12C
(999) 999-9999

Document No

ASC X12C/TG8/90-998A
August 10, 1990

Ms. Jane Doe
American Bank
One Central Plaza
Middle America, MO 99999

RE: Response to Ballot Comments on
ASC X12 Model Guideline


Dear Ms. Doe:

Subcommittee X12C has empowered its Task Group 19 to provide responses to the comments on this ballot. The members of TG19 wish to thank all X12 members who took the time and effort to vote on this guideline. We especially thank each individual who provided comments, whether in approval or disapproval of the guideline. We recognize and appreciate your careful review of this document.

Our response is keyed to the numbered items in the comments attached to your ballot.

RESPONSE

1. We agree with your comment. In Section 4.2.2, we have replaced "we utilize rules ..." with "rules ... are utilized".
2. The confusion between Section 4.2.3 and Section 6.2 only exists because of the example we chose in the first section. This is a hypothetical example, of a simplified model. Headers and trailers can be placed on the content at ALL levels, and do not necessarily correspond to ASC X12 headers and trailers.
3. We agree with your comment. Section 6.2 has been changed so that "the establishment of ..." was added to items 1 and 4.



5.0 GLOSSARY

This chapter contains ASC X12 and DoD specific glossaries.

5.1 X12 GLOSSARY

ANSI

American National Standards Institute

ANSI Standard

A document published by ANSI that has been approved through the consensus process of public announcement and review. Each of these standards must have been developed by an ANSI committee and must be revisited by that committee within 5 years for update. See Draft Standard for Trial Use (DSTU).

Area Transaction Set

Identifies a predefined area within a transaction set (header, detail, summary) containing segments and their various attributes.

ASC X12

Accredited Standards Committee, X12 comprises industry members who create EDI standards for submission to ANSI for subsequent approval and dissemination; or for submission to the UN/ECE for approval and submission of UN/EDIFACT standards.

Authentication

A mechanism which allows the receiver of an electronic transmission to verify the sender and the integrity of the content of the transmission through the use of an electronic "key" or algorithm which is shared by the trading partners. This is sometimes referred to as an electronic signature.

Compliance Checking

A checking process that is used to ensure that a transmission complies with ANSI X12 syntax rules.

Conditional (C)

A data element requirement designator which indicates that the presence of a specified data element is dependent on the value or presence of other data elements in the segment. The condition must be stated and must be computer processable.

Control Segment

A Control Segment has the same structure as a Data Segment but is used for transferring control information for grouping data segments. Control Segments are Loop Control Segments (LS/LE), Transaction Set Control Segments (ST/SE), and Functional Group Control Segments (GS/GE), defined in X12.6, and Interchange Control Segments (ISA/IEA/TA1) defined in X12.5.

Data Element

The basic units of information in the EDI standards containing a set of values that represent a singular fact. They may be single-character codes, literal descriptions, or numeric values.

Data Element Length

This is the range, minimum to maximum, of the number of character positions available to represent the value of a data element. A data element may be of variable length with range from minimum to maximum, or it may be of fixed length in which the minimum is equal to the maximum.

Data Element Reference Number

Reference number assigned to each data element as a unique identifier.

Data Element Requirement Designator

A code defining the need for a data element value to appear in the segment if the segment is transmitted. The X12 codes are mandatory (M), optional (O), or conditional (C). DoD may "require" a segment which is optional by X12 standards.

Data Element Separator

A unique character preceding each data element that is used to delimit data elements within a segment. DoD uses "*" as the delimiter.

Data Element Type

A data element may be one of six types: numeric, decimal, identifier, string, date, or time.

Delimiters

The delimiters consist of two levels of separators and a terminator. The delimiters are an integral part of the transferred data stream. Delimiters are specified in the interchange header and may not be used in a data element value elsewhere in the interchange. From highest to lowest level, the separators and terminator are segment terminator and data element separator.

DISA

Data Interchange Standards Association. A nonprofit organization funded by ASC X12 members which serves as the Secretariat for X12.

DSTU

Draft Standard for Trial Use. Represents a document approved for publication by the full X12 committee following membership consensus and subsequent resolution of negative votes. (Final Report of X12 Publications Task Group). The Draft EDI Standard for Trial Use document represents an ASC X12 approved standard for use prior to approval by ANSI. See ANSI Standard.

EDI

Electronic Data Interchange. The computer application to computer application exchange of business information in a standard format.

Electronic Envelope

Electronic information which binds together a set of transmitted documents being sent from one sender to one receiver.

Element Delimiter

A single-character which follows the segment identifier and separates each data element in a segment except the last.

Functional Group

A group of one or more transaction sets bounded by a functional group header segment and a functional group trailer segment.

Functional Group Segments

GS/GE segments identify a specific functional group of documents such as purchase orders.

Industry Conventions

Defines how the ASC X12 standards are used by the specific industry

Industry Guidelines

Defines the EDI environment for using conventions within an industry. It provides assistance on how to implement X12 standards.

Interchange Control Segments

ISA/IEA segments identify a unique interchange being sent from one sender to one receiver (see electronic envelope).

Interchange Control Structure

The interchange header and trailer segments envelop one or more functional groups or interchange-related control segments and perform the following functions: (1) defines the data element separators and the data segment terminators, (2) identifies the sender and receiver, (3) provides control information for the interchange, and (4) allows for authorization and security information. (X12.5)

Loop

A group of semantically related segments; these segments may be either bounded or unbounded (X12.6). The N1 loop is an example of a loop, which includes segments N1 to PEP for name and address information.

Mandatory (M)

A data element/segment requirement designator which indicates the presence of a specified data element is required.

Mapping

The process of identifying the standard data element's relationship to application data elements.

Max Use

Specifies the maximum number of times a segment can be used at the location in a transaction set

Message

Entire data stream including the outer envelope

Optional (O)

A data element/segment requirement designator which indicates the presence of a specified data element/segment is at the option of the sending party which can be based on the mutual agreement of the interchange parties.

Qualifier

A data element which identifies or defines a related element, set of elements, or a segment. The qualifier contains a code taken from a list of approved codes.

Repeating Segment

A segment that may be used more than once at a given location in a transaction set. See Max Use.

Security

System screening which denies access to unauthorized users and protects data from unauthorized uses

Segment

Segments consist of logically related data elements in a defined sequence. A data segment consists of a segment identifier, one or more data elements each preceded by an element separator, and ends with a segment terminator.

Segment Directory

Provides the purpose and format of the segments used in the construction of transaction sets. The directory lists each segment by name, purpose, identifier, the contained data elements in the specified order, and the requirement designator for each data element.

Segment Identifier

A unique identifier for a segment composed of a combination of two or three upper-case letters and digits. The segment identifier occupies the first-character positions of the segment. The segment identifier is not a data element. The segment identifier in EDIFACT is a component data element — part of a composite data element consisting of a segment identifier and an explicit looping designator.

Segment Terminator

A unique character appearing at the end of a segment to indicate the termination of the segment, e.g., N/L.

Syntax

The grammar or rules which define the structure of the EDI standards (i.e., the use of loops, qualifiers, etc.). Syntax rules are published in ANSI X12.6.

Transaction Set

The transaction set unambiguously defines, in the standard syntax, information of business or strategic significance and consists of a transaction set header segment, one or more data segments in a specified order, and a transaction set trailer segment.

Transaction Set ID

An identifier that uniquely identifies the transaction set. This identifier is the first data element of the transaction set header segment.

Translation

The act of accepting documents in other than standard format and translating them to the standard.

Version/Release

Identifies the publication of the standard being used for the generation or the interpretation of data in the X12 standard format. May be found in the Functional Group Header Segment (GS) and in the Interchange Control Header Segment (ISA). See Control Segment.

VICS Committee

Voluntary Interindustry Communications Standards for Electronic Data Interchange

X12

The ANSI committee responsible for the development and maintenance of standards for electronic data interchange (EDI).

X12.5

Interchange Control Structure. This standard provides the interchange envelope of a header and trailer for the electronic interchange through a data transmission, and it provides a structure to acknowledge the receipt and processing of this envelope.

X12.6

Application Control Structure. This standard describes the control segments used to envelop loops of data segments, to envelop transaction sets, and to envelop groups of related transaction sets.

5.2 DoD GLOSSARY

AIS

Automated Information Systems

ASD(P&L)

Assistant Secretary of Defense (Production and Logistics)

DES

Data Encryption Standard

DISA

Defense Information Systems Agency

DLA

Defense Logistics Agency

ISA

Interchange Control Header Identifier

NIST

National Institute of Standards and Technology

NTE

Note Identifier

PLUS

Protection of Logistics Unclassified/Sensitive Systems

UN/EDIFACT

EDIFACT; Electronic Data Interchange for Administration, Commerce, and Transport