


RL-TM-92-26
In-House Report
October 1992

AD-A257 736



2

PROGRAM 6 TECHNICAL INTERCHANGE MEETING PROCEEDINGS

Walter Gadz, Patrick McCabe

DTIC
ELECTE
DEC 0 1 1992
S B D

APPROVED FOR PUBLIC RELEASE; DISTRIBUTION UNLIMITED.

92-30416

243888


Rome Laboratory
Air Force Systems Command
Griffiss Air Force Base, New York

RL-TM-92-26 has been reviewed and is approved for publication.

APPROVED:

JOHN J. SALERNO, Acting Chief
Intelligence Data Handling Division

FOR THE COMMANDER:



GARRY W. BARRINGER
Technical Director
Intelligence & Reconnaissance Directorate

Do not return this copy. Retain or destroy.
Point of Contact: Walter V. Gadz, IRDS, x3221

REPORT DOCUMENTATION PAGE

Form Approved
OMB No. 0704-0188

Public reporting burden for this collection of information is estimated to average 1 hour per response, including the time for reviewing instructions, searching existing data sources, gathering and maintaining the data needed, and completing and reviewing the collection of information. Send comments regarding this burden estimate or any other aspect of this collection of information, including suggestions for reducing this burden, to Washington Headquarters Services, Directorate for Information Operations and Reports, 1215 Jefferson Davis Highway, Suite 1204, Arlington, VA 22202-4302, and to the Office of Management and Budget, Paperwork Reduction Project (0704-0188), Washington, DC 20503.

1. AGENCY USE ONLY (Leave Blank)		2. REPORT DATE October 1992	3. REPORT TYPE AND DATES COVERED In-House 11 - 12 Feb 92	
4. TITLE AND SUBTITLE PROGRAM 6 TECHNICAL INTERCHANGE MEETING PROCEEDINGS			5. FUNDING NUMBERS PE - 63260F PR - 3481 TA - PR WU - OJ	
6. AUTHOR(S) Walter Gadz, Patrick McCabe			8. PERFORMING ORGANIZATION REPORT NUMBER RL-TM-92-26	
7. PERFORMING ORGANIZATION NAME(S) AND ADDRESS(ES) Rome Laboratory (IRDS) 32 Hangar Road Griffiss AFB NY 13441-4114			10. SPONSORING/MONITORING AGENCY REPORT NUMBER	
9. SPONSORING/MONITORING AGENCY NAME(S) AND ADDRESS(ES) Rome Laboratory (IRDS) 32 Hangar Road Griffiss AFB NY 13441-4114			11. SUPPLEMENTARY NOTES Rome Laboratory Project Engineer: Walter Gadz/IRDS (315) 330-3221	
12a. DISTRIBUTION/AVAILABILITY STATEMENT Approved for public release; distribution unlimited.			12b. DISTRIBUTION CODE	
13. ABSTRACT (Maximum 200 words) The second annual Program 6 Technical Interchange Meeting (TIM) was held 11-12 February 1992. An informal symposium of contractors and Government personnel, the TIM fosters the interchange of ideas and encourages cooperation.				
14. SUBJECT TERMS Natural Language Understanding, Intelligence Data Handling, Heterogeneous Database Access, Neural Networks			15. NUMBER OF PAGES 240	
			16. PRICE CODE	
17. SECURITY CLASSIFICATION OF REPORT UNCLASSIFIED	18. SECURITY CLASSIFICATION OF THIS PAGE UNCLASSIFIED	19. SECURITY CLASSIFICATION OF ABSTRACT UNCLASSIFIED	20. LIMITATION OF ABSTRACT U/L	

Table of Contents

Acknowledgements.....	1
Background.....	2
Synopsis.....	2
Conclusions.....	4
Attendees.....	5
Agenda.....	7
Introduction/Welcome.....	9
DAWS.....	19
CATIS.....	38
XIDB.....	54
Operational IDHS.....	74
IPAS 2000.....	89
GIP.....	95
CONNIE.....	104
QSP.....	113
CKBA.....	132
ART.....	154
PIP.....	174
IW4D.....	184
WIDE.....	197
NLU Speech Integration.....	206

Accession For	
NTIS GRA&I	<input checked="" type="checkbox"/>
DTIC TAB	<input type="checkbox"/>
Unannounced	<input type="checkbox"/>
Justification	
By _____	
Distribution/	
Availability Codes	
Dist	Avail and/or Special
A-1	

ACKNOWLEDGEMENTS

We would like to thank TJ Farr for all of her help in preparation and conducting the TIM. The TIM would not have been possible without her support.

In addition, we would like to thank all the attendees at the TIM for their participation, and the openness with which they offered us their suggestions.

PROGRAM 6 TECHNICAL INTERCHANGE MEETING (TIM)

ROME LABORATORY

11,12 FEBRUARY 92

PROCEEDINGS

1. BACKGROUND.

1.1 Rome Laboratory's Intelligence Data Handling Division (RL/IRD) held its second annual Technical Interchange Meeting for Program 6 research and development on 11 and 12 February 92. The TIM was held in building 240 and consisted of RL/IRD personnel and contractors of on-going 6.2 and 6.3 programs. A complete agenda, list of attendees and set of briefing slides is attached.

1.2 The objective of the TIM was to provide an informal forum to hold discussions of on-going work in the areas of AI/expert systems, database technology, neural networks and natural language understanding, and to present an updated roadmap of future direction. Briefings and demonstrations of current work were given as part of the TIM to stimulate open discussion and participation. Selected Intelligence Data Handling operational systems were briefed and demonstrated on the first day to give the attendees a feel for the operational environment as it exists today, and where some of the technology currently being developed might be used in the future.

2.0 SYNOPSIS

2.1 Mr. John Salerno (RL/IRD) kicked off the TIM with an overview of the intelligence environment as it exists today. He proceeded to give a notional IDHS architectural overview. This was followed by the program 6 perspective of the IDHS as a set of databases connected to a local area network and accessed by display workstations. He went on to discuss the Intelligent Predictive Assessment System (IPAS) 2000 concept and how Program 6 development will "plug and play" in the IDHS environment. The agenda for the TIM was presented and discussed briefly as was a list of items for thought and further discussion. In concluding his presentation Mr. Salerno stressed cooperation among all parties to ensure the successful development of the IPAS 2000 concept.

2.2 The first "block" of the TIM consisted of briefings and demonstrations of operational IDHS systems and programs. These included the Defense Automated Warning System (DAWS), Computer Aided Tactical Information System (CATIS), Modular Architecture for the eXchange of Intelligence (MAXI), and Extended Integrated Data Base (XIDB). Briefings of all IDHS programs were presented at the unclassified level in the IR conference room while demonstrations of DAWS, CATIS and MAXI were conducted in the Intelligence Information Processing Facility (IIPF) at the SCI level.

2.3 The second "block" of the TIM was an Operational IDHS briefing presented by Mr. Steve LaFata of the 480th Air Intelligence Group (AIG). (The 480th AIG will soon become the Air Combat Command (ACC)). Mr. LaFata conveyed the 480th AIG's mission as it stands today, and addressed their changing requirements in order to support the ACC Intelligence Network (ACCINTNET). He presented an overview of the current IDHS systems in use today and a future IDHS architecture diagram (CIRCA1996) representing ACC. The proposed architecture provided insight into potential areas for program 6 technology transition in support of their changing requirements.

2.4 The third "block" of the TIM was an IPAS 2000 briefing conducted by Mr. John Pirog (RL/IRDS). Mr. Pirog briefly discussed IRD's R&D program and provided insight into a future IDHS. A formal roadmap was presented depicting the entire 6.2/6.3 program as it currently exists through the FY99 timeframe. Mr. Pirog made reference to the RL Technical Report 91-319 entitled, "Research and Development for Intelligence Data Handling", which will be updated as a result of the TIM.

2.5 The fourth "block" of the TIM was the heart and soul of the agenda. Individual 6.2/6.3 research and development programs were briefed, and where appropriate, demonstrations were conducted. The programs included message processing/natural language technology (i.e. Generic Intelligence Processor (GIP), Advanced Reasoning Theory (ART), Warning Information Dissemination Experiment (WIDE), and NLU Speech Integration), neural network technology (i.e. Connectionist Networks for Information Exploitation (CONNIE), database technology (i.e. Query Support Processor), and expert system technology (i.e. Cooperative Knowledge Base Architecture (CKBA), Prototype Intelligence Processor (PIP), and Indications and Warning for Defense (IW4D)).

The briefings provided a technical overview of the individual programs as well as a program status.

3.0 Conclusions

3.1 RL's TIM provided a valuable forum for presenting current work, sharing ideas and giving constructive feedback in an informal atmosphere on the 6.2/6.3 program. In the way of action items, RL/IRD will be updating the IPAS 2000 concept paper over the next couple of months and it will be disseminated to the TIM attendees. The CKBA ICD was recently distributed to the TIM attendees and RL is soliciting feedback on the document (send comments to Mr. Dan Ventimiglia, RL/IRDW). In the next few months RL/IRD will be conducting follow-up visits to individual contractors to discuss their programs and any feedback that they might provide with respect to the TIM. It was suggested by several attendees that it would be practical to hold future TIMs on a yearly basis, however it was concluded that the next TIM should probably be held in the late fall timeframe.

Attendees by Name

Steve Barth	PRC	(315) 330-3221
Madeline Bates	BBN	(617) 873-3639
Hatte Blejer	SRA	(703) 558-7843
Chris A. Boehm	PRC	(703) 556-1045
Brandon L. Buteau	PRC	(703) 556-1355
Gary R. Dolson	PRC	(703) 5561859
David J. Gray	Sterling	(315) 336-0500
Noreen S. Heyda	Harris	(407) 984-6384
Jay Jesse	GTE	(719) 570-8896
Lisa Jesse	GTE	(719) 570-4730
Steve Lafata	480AIG/INPX	
Henry Lefkovits	AOG	(508) 456-9368
Robert Loatman	PRC	(703) 556-1646
Mark T. Maginn	Sterling	
Howard A. Melching	GTE	(719) 570-8898
Vincent Montaldo	480AIG/INPX	
Russ Moody	Orion	(513) 427-5496
Jonathan H. Reed	Harris	(407) 984-6008
William J. Reed	Sterling	
John Sautter	Sterling	(315) 336-0500
Kevin Sculley	PRC	(402) 291-5533
Stefan Shrier	MRJ	(703) 934-9249
Peter Soliz	Orion	(505) 262-2260
Aaron Temin	SRA	(703) 558-7642
Mike Thomas	Sterling	(315) 336-0500
John R. Thompson	SAIC	(505) 247-8787

Attendees by Organization

Steve Lafata	480AIG/INPX	
Vincent Montaldo	480AIG/INPX	
Henry Lefkovits	AOG	(508) 456-9368
Madeline Bates	BBN	(617) 873-3639
Jay Jesse	GTE	(719) 570-8896
Lisa Jesse	GTE	(719) 570-4730
Howard A. Melching	GTE	(719) 570-8898
Noreen S. Heyda	Harris	(407) 984-6384
Jonathan H. Reed	Harris	(407) 984-6008
Stefan Shrier	MRJ	(703) 934-9249
Russ Moody	Orion	(513) 427-5496
Peter Soliz	Orion	(505) 262-2260
Steve Barth	PRC	(315) 330-3221
Chris A. Boehm	PRC	(703) 556-1045
Brandon L. Buteau	PRC	(703) 556-1355
Gary R. Dolson	PRC	(703) 556-1859
Robert Loatman	PRC	(703) 556-1646
Kevin Sculley	PRC	(402) 291-5533
John R. Thompson	SAIC	(505) 247-8787
Hatte Blejer	SRA	(703) 558-7843
Aaron Temin	SRA	(703) 558-7642
David J. Gray	Sterling	(315) 336-0500
Mark T. Maginn	Sterling	
William J. Reed	Sterling	
John Sautter	Sterling	(315) 336-0500
Mike Thomas	Sterling	(315) 336-0500

PROGRAM 6 TECHNICAL INTERCHANGE MEETING AGENDA

11 FEBRUARY 1992

Time	Topic	Presenter	Class.	Location
8:00	30 Welcome/Overview	J. Salerno	U	IR Conf Rm
8:30	30 DAWS	Capt Colas	U	IR Conf Rm
9:00	30 CATIS	Mike Welch	U	IR Conf Rm
9:30	15 Break			
9:45	45 CATIS/DAWS Demo		SCI/SCI	1327/1327
10:30	45 DAWS/CATIS Demo		SCI/SCI	1327/1327
11:15	30 XIDB	L Lehman	U	IR Conf Rm
11:45	75 LUNCH			
13:00	30 MAXI	M Anken	U	IR Conf Rm
13:30	45 MAXI Demo		SCI	1327
14:15	15 Break			
14:30	30 Operational IDHS	S. Lefata	U	IR Conf Rm
15:00	30 IPAS 2000	J. Pirog	U	IR Conf Rm
15:30	15 Break			
15:45	30 GIP Briefing	M Thomas	U	IR Conf Rm
16:15	30 CONNIE Briefing	Lt. E. Jumper	U	IR Conf Rm
16:45	45 GIP/CONNIE Demo		U	ISF
17:30	45 CONNIE/GIP Demo		U	ISF
18:00	Social Hour			

PROGRAM 6 TECHNICAL INTERCHANGE MEETING AGENDA

12 FEBRUARY 1992

Time	Topic	Presenter	Class.	Location
8:00	30 QSP	S. Oschner	U	IR Conf Rm
8:30	60 CKBA Technology	B. Buteau	U	IR Conf Rm
9:30	15 Break			
9:45	30 ART Briefing	J. Reid	U	IR Conf Rm
10:15	30 PIP Briefing	L. Jesse	U	IR Conf Rm
10:45	45 ART/PIP Demo		U/SCI	ISF/918
11:30	45 PIP/ART Demo		SCI/U	918/ISF
12:15	60 Lunch			
13:15	30 IW4D Briefing	G. Dolsen	U	IR Conf Rm
13:45	30 WIDE Briefing	A. Temin	U	IR Conf Rm
14:15	45 IW4D/WIDE Demo		SCI/U	918/ISF
15:00	45 WIDE/IW4D Demo		U/SCI	ISF/918
15:45	15 Break			
16:00	30 NLU Speech Integration	L. Bates	U	IR Conf Rm
16:30	Discussions		U	IR Conf Rm

**IRD'S PROGRAM 6
TECHNICAL INTERCHANGE
MEETING**

11 - 12 FEB 1992

THE INTELLIGENCE ENVIRONMENT - TODAY




DATA FLOW



COLLECTION



ANALYSIS



DISSEMINATION

Program 6 TIM

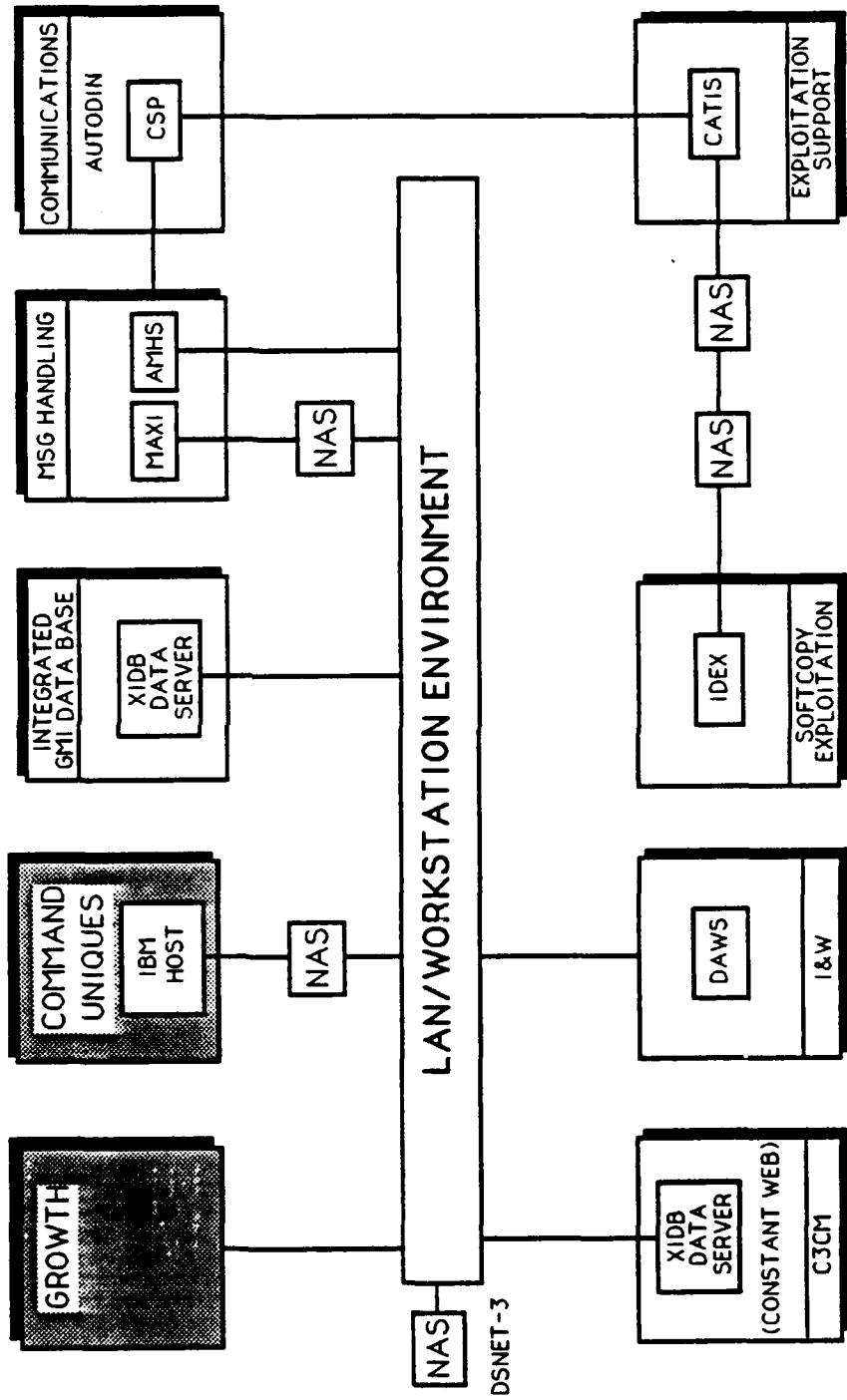
OBJECTIVES



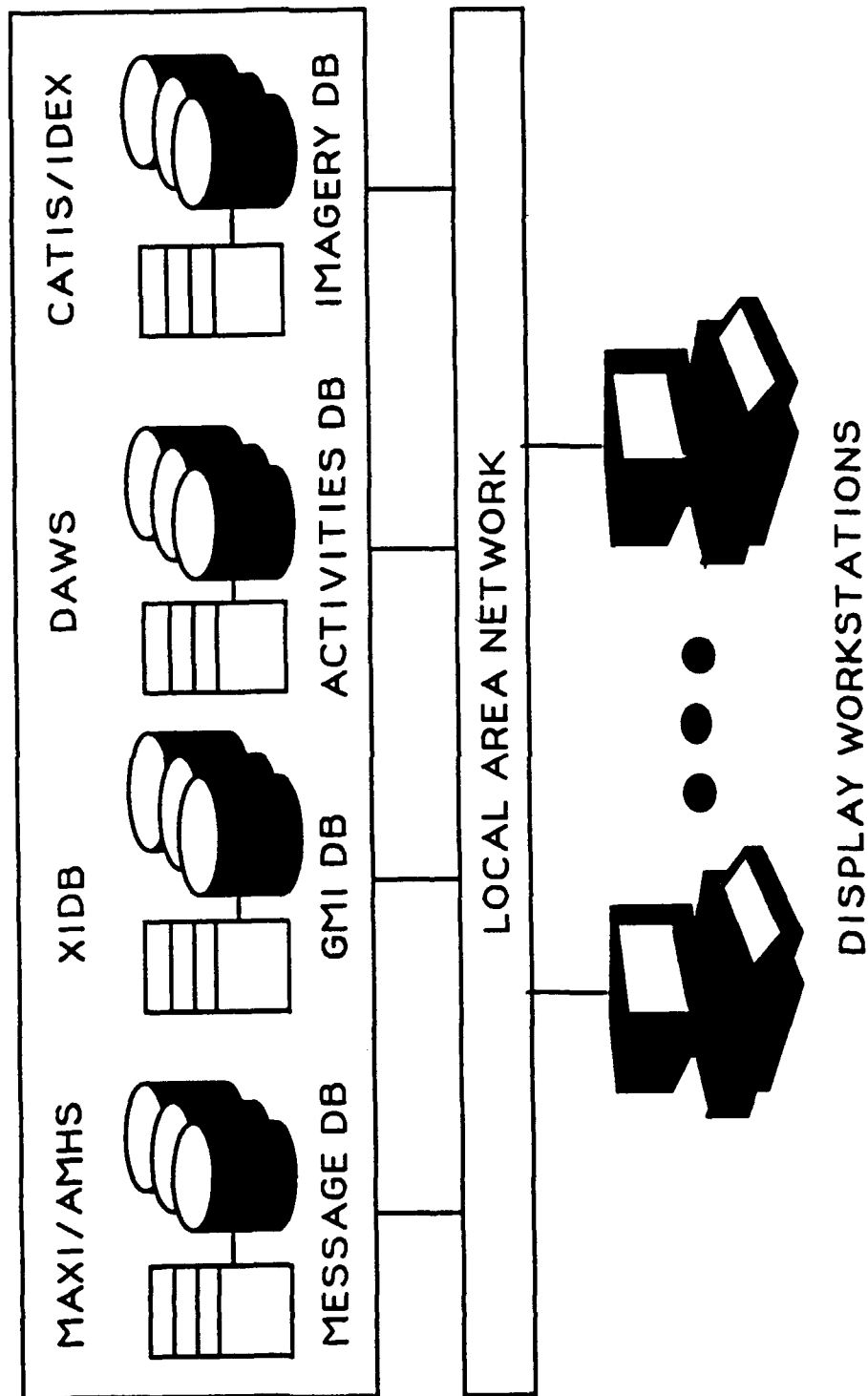
**PROVIDE AN OPEN FORUM FOR TECHNICAL
DISCUSSIONS OF IRD'S RESEARCH AND
DEVELOPMENT EFFORTS**

**PEER REVIEW OF TECHNICAL/PROGRAMMATIC
PLANS FOR IPAS 2000**

INTELLIGENCE DATA HANDLING SYSTEM (IDHS) NOTIONAL ARCHITECTURE




INTELLIGENCE DATA HANDLING SYSTEM (IDHS) A DIFFERENT PERSPECTIVE

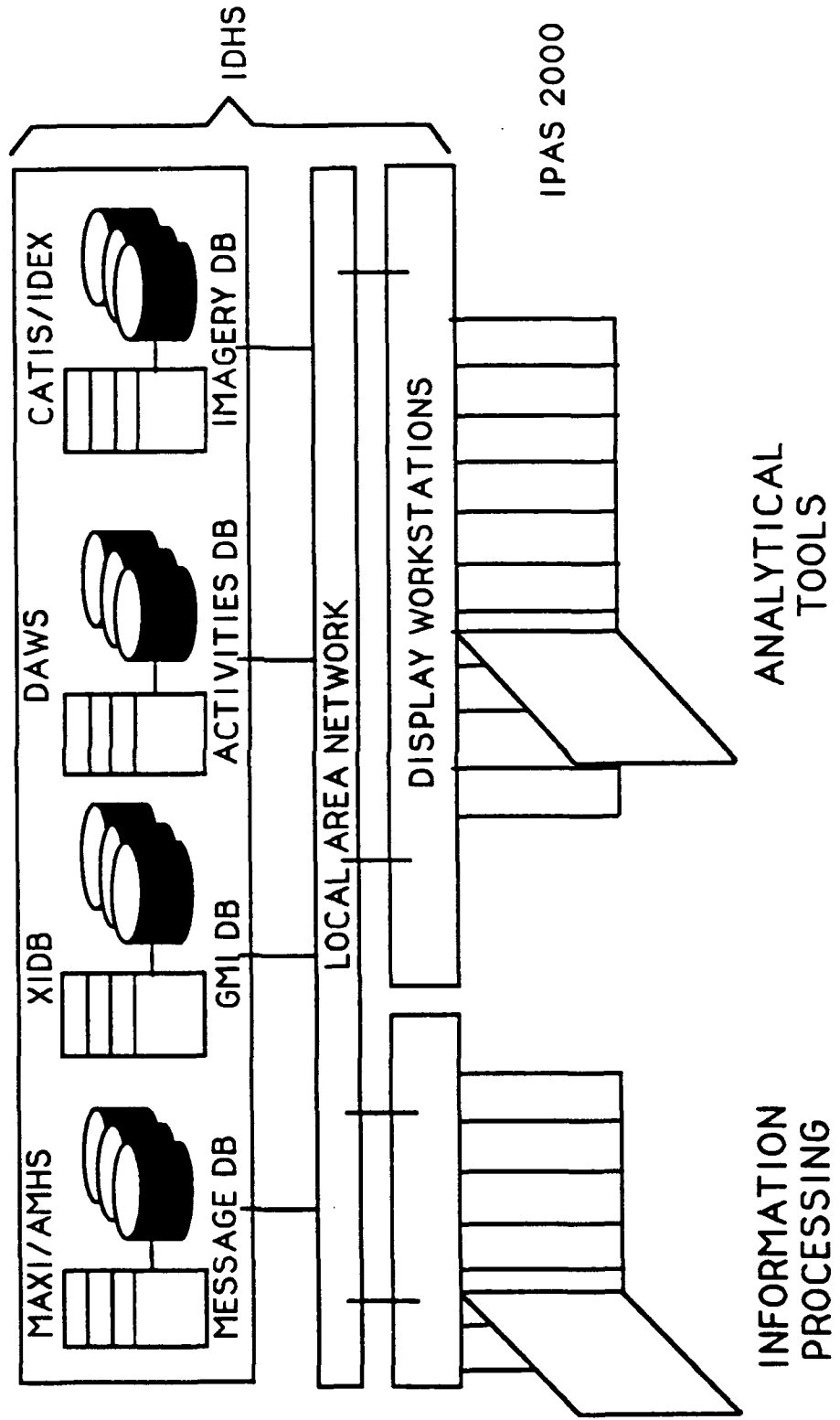


Program 6 TIM

CONCEPT



INTELLIGENT PREDICTIVE ASSESSMENT SYSTEM (IPAS) 2000 NOTIONAL ARCHITECTURE



SOME THOUGHTS

**EVENT MANAGER/CKBA AS STANDARD APPLICATION
INFORMATION TRANSFER MECHANISM**

SCHEDULE OF NEXT TIM

ACTION ITEMS

PROGRAM 6 PHILOSOPHY

FOLLOW-UP VISITS

IPAS 2000 PAPER

.

AGENDA


**BLOCK I - IDHS SEGMENTS
(DAWS, CATIS, XIDB
MAXI)**

BLOCK II - OPERATIONAL IDHS

BLOCK III - IPAS 2000 OVERVIEW

BLOCK IV - PROGRAM 6 EFFORTS

BLOCK V - WRAP UP



Program 6 TIM

CONCLUSION



COOPERATION



DEFENSE AUTOMATED WARNING SYSTEM





OBJECTIVES



AUTOMATE THE I&W MONITORING FUNCTION

PROVIDE AUTOMATED TOOLS TO ASSIST THE WARNING OFFICER IN PERFORMING I&W ANALYSIS

PROVIDE THE INTELLIGENCE COMMUNITY A STANDARD I&W APPLICATION CONSISTENT WITH THE DODIIS ARCHITECTURE

.



BACKGROUND



BASED ON DIA JS / DS AGREEMENT (JAN 90)

AFISA DESIGNATED AS THE EXECUTIVE AGENT

DAWS EXPECTED TO

**INTEGRATE THE INDICATOR BASED STRUCTURE OF AUTOMATED
WWIMS WITH THE ADVANCED APPLICATIONS OF SACWARNS**

FIRST CASE UNDER NEW DODIIS MANAGEMENT STRATEGY EMPLOYING:

CORE SYSTEMS

STANDARD APPLICATIONS



ROLES AND RESPONSIBILITIES



FUNCTIONAL MANAGER (DIA)

VALIDATE USER REQUIREMENTS

PROGRAM OVERSIGHT

FUNDING SUPPORT

EXECUTIVE AGENT (AFISA)

PROGRAM FUNDING

PROGRAM DEVELOPMENT / INTEGRATION / IMPLEMENTATION

TECHNICAL MANAGER (RL)

DEVELOPMENT AND DELIVERY

USER GROUP

DETERMINE NEW REQUIREMENTS

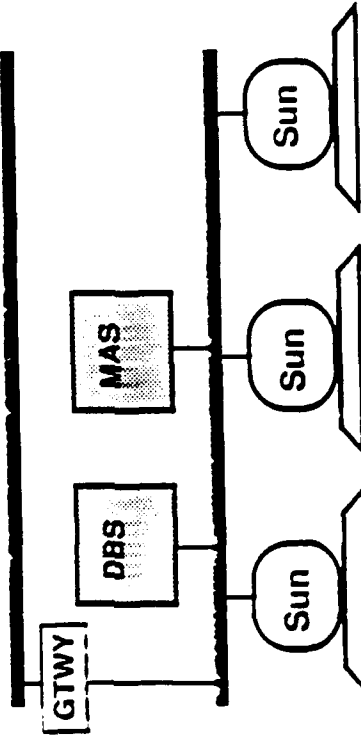
.



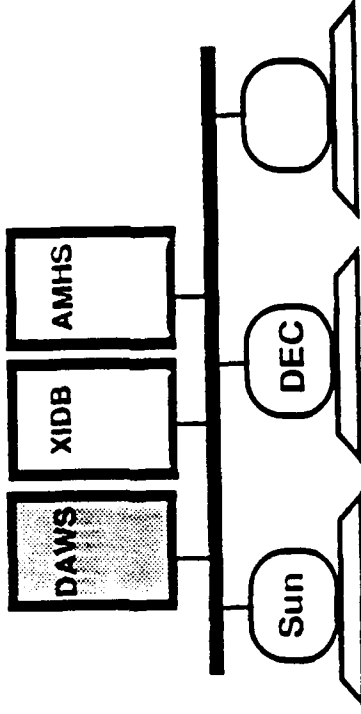
EVOLUTION



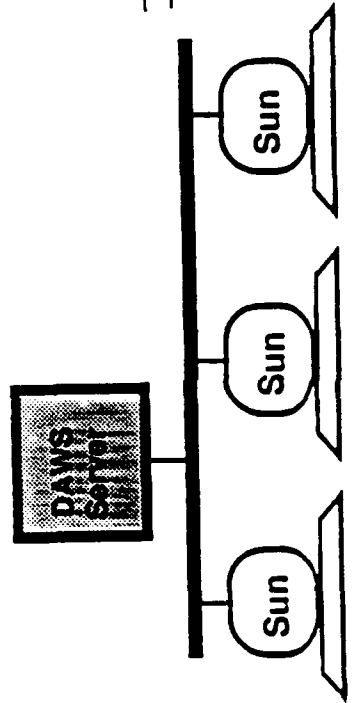
Backbone Network



Target Configuration



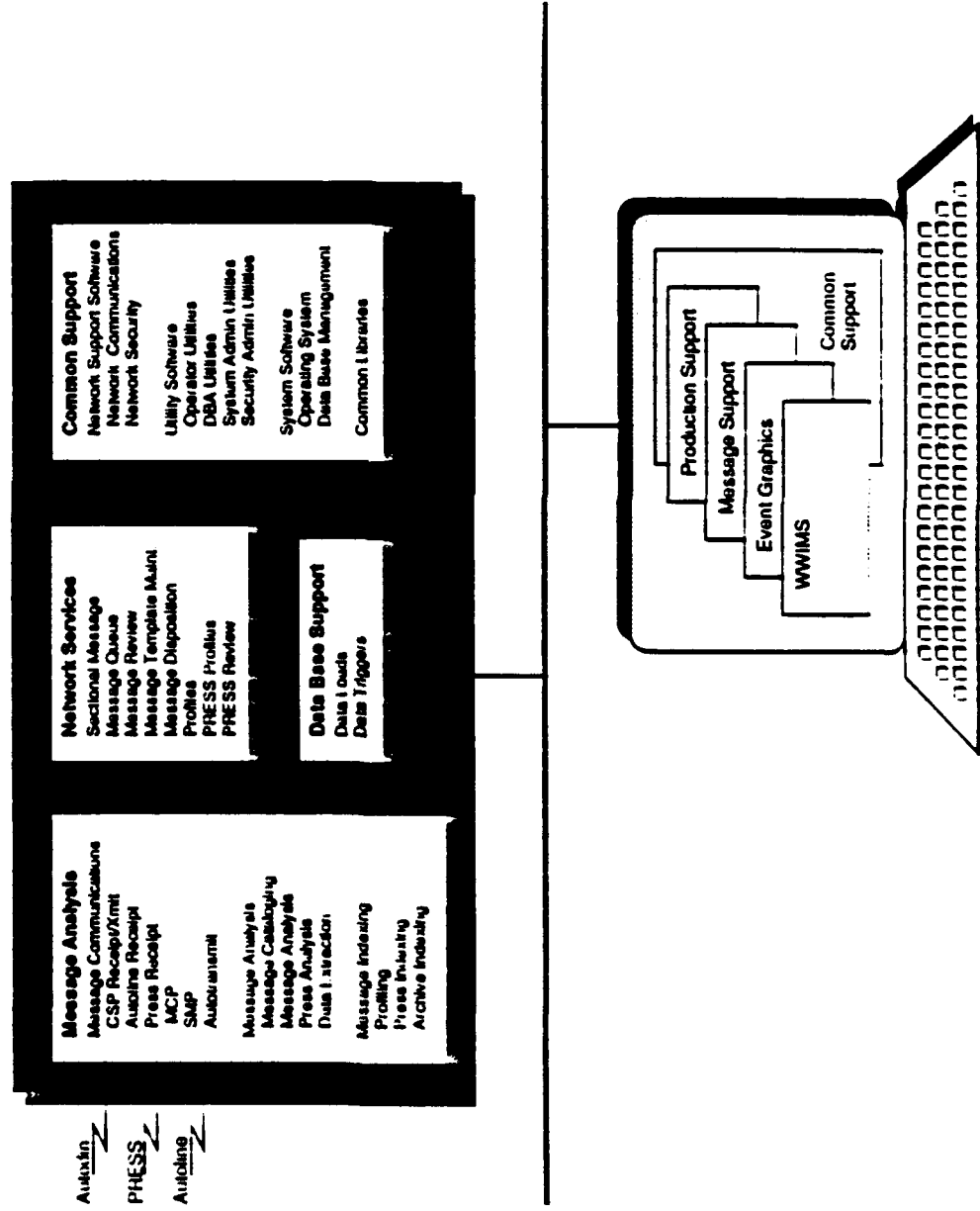
Interim Configuration



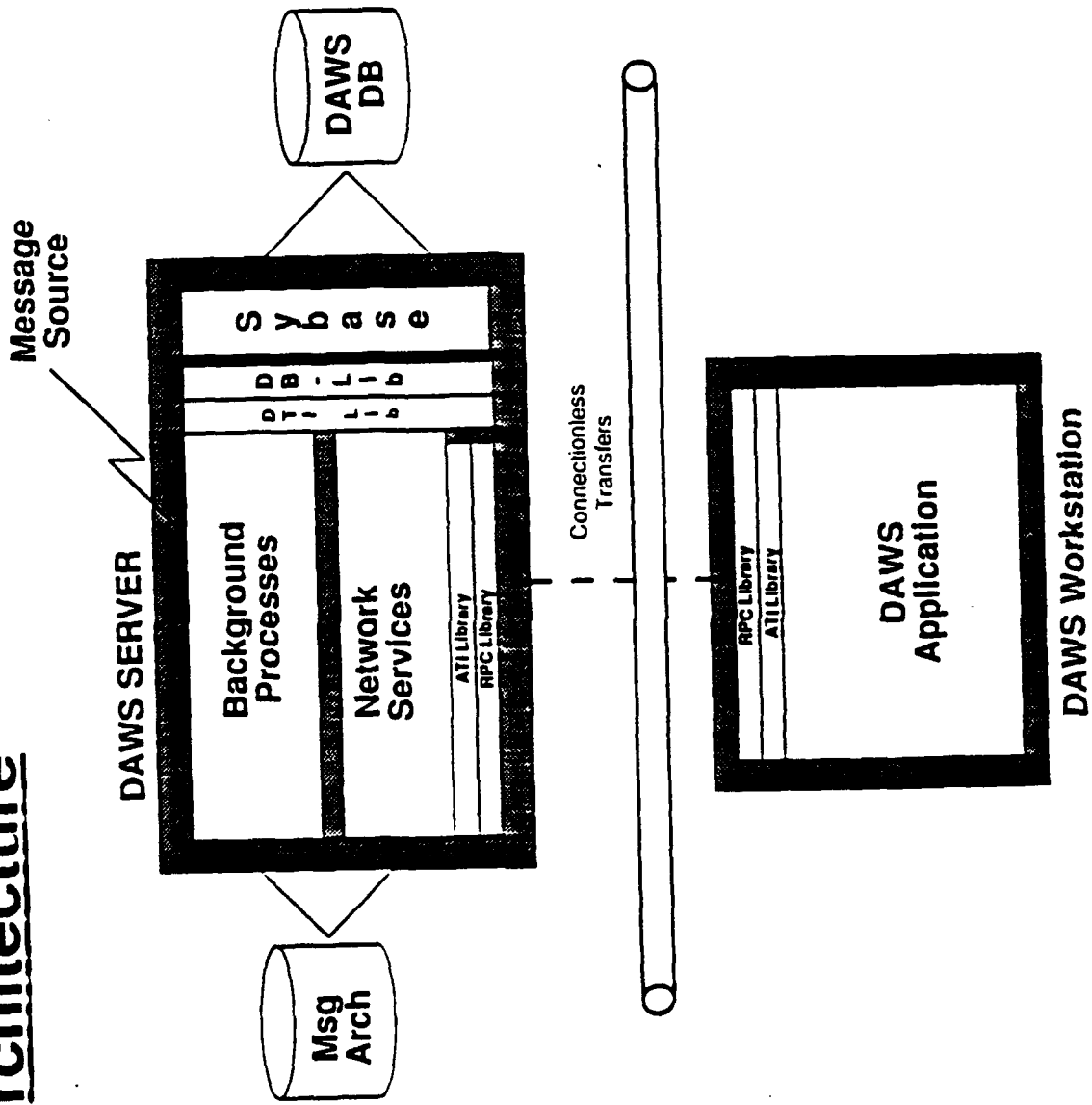
- Application Port to X-Windows
- MAS Port to Sun
- DBS Port to Sun
- AWWIMS Extensions

- Network Compatibility
- CSS/MAS Decouple
- Accreditation Documentation

DAWS Architecture Overview



DAWS Architecture





COMMON SUPPORT



PROVIDE SERVICES TO ALL DAWDS APPLICATIONS AND USERS

PASSWORD MAINTENANCE

WORKSTATION SETUP

MAIL SERVICES

WORD PROCESSING SERVICES



MESSAGE SUPPORT



AUTOMATED SUPPORT FOR INCOMING AND OUTGOING MESSAGES

**DATA EXTRACTION OF SEMI-FORMATTED
MESSAGES**

PROFILES

QUERIES

MESSAGE GENERATION

Message Generation	
UNCLASSIFIED	Trusted Path
FILE	EDIT VIEW OPTIONS
ANALIT	HELP
7 (Untitled)	
FROM: SPACEDUH TO precedence: <input checked="" type="checkbox"/> INFO precedence: <input type="checkbox"/> Date Time Group: 281230Z APR 92 Message Originator: cfr x123 TO: SSO.TAC//L AF// INFO: SSO.DIAZY// CLASSIFICATION LINE: 1. U Free text 2. U POC IS WATCH OFFICER ON DUTY (Modified)	



WWIMS

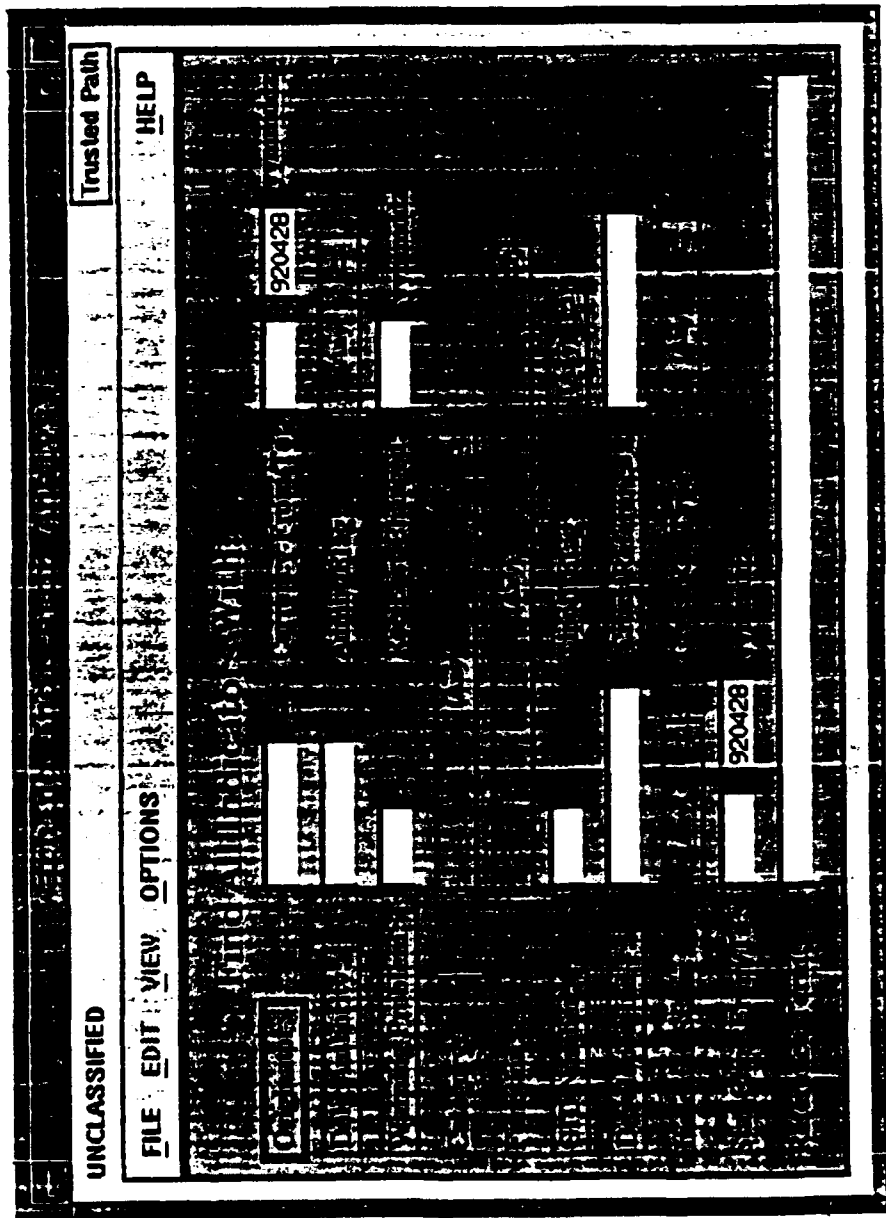


PROVIDES I&W SUPPORT FUNCTIONS

**SUPPORTS RESPONSIBILITY TO
MONITOR ASSIGNED INDICATORS
AND REPORT DEVELOPMENTS**

**STATUS REVIEW OF WARNING PROBLEMS,
CATEGORY FUNCTIONAL AREAS AND
INDICATORS**

**ANALYST NOTIFICATION OF WWIMS RECORD
CHANGES AND ADDITIONS**



Trusted Path

UNCLASSIFIED

FILE EDIT VIEW OPTIONS HELP

920428

920428

920428



EVENT GRAPHICS



USES GRAPHICS (GKS,GSS) TO SUPPORT I&W ANALYSIS

PROVIDES MAP GRAPHIC DISPLAY FOR:

ORDER OF BATTLE DATA ANALYSIS

TRACKING





PRODUCTION SUPPORT

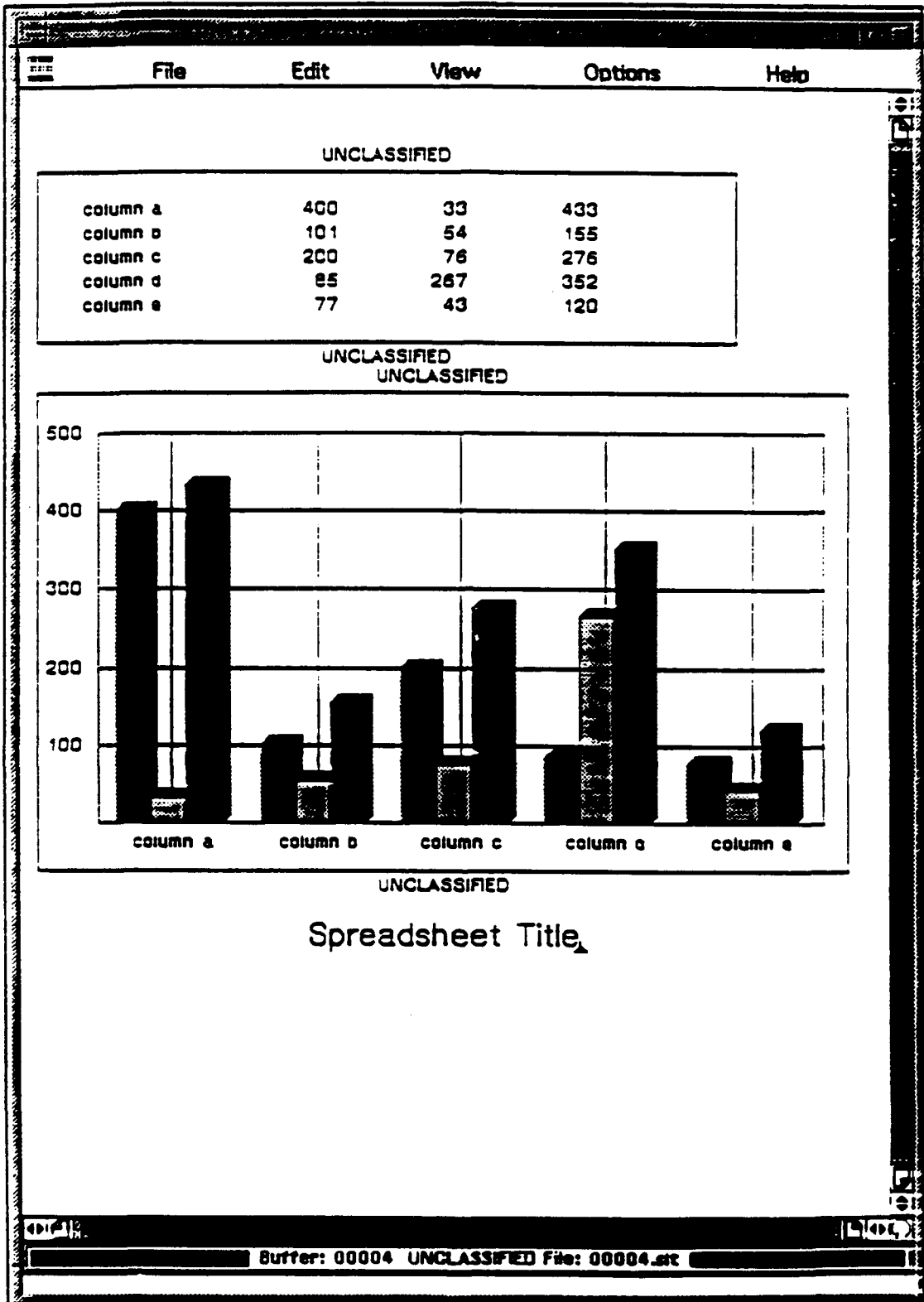


BRIEFING AND BOOK GENERATION AND DISPLAY

**COMBINES INTEGRATED TEXT, GRAPHIC,
AND GEOGRAPHIC CAPABILITIES**

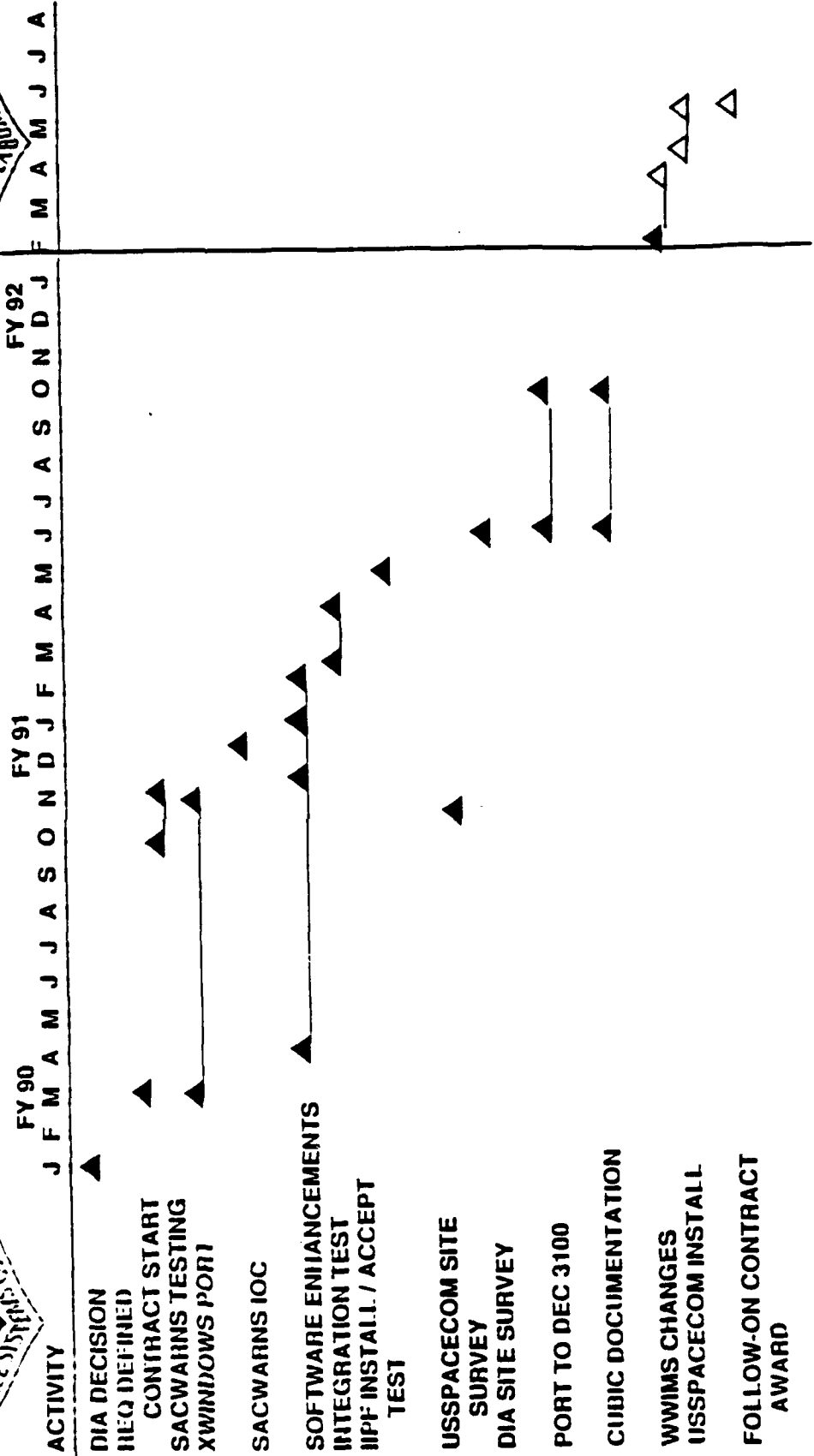
SPREADSHEETS TO BAR GRAPHS

MAP AND TEXT OVERLAY





SCHEDULE





MAJOR ACCOMPLISHMENTS




- COMPLETED PORT TO UNIX SERVER / CLIENT ARCHITECTURE
- COMPLETED PORT TO X-WINDOWS / MOTIF
- COMBINED AUTOMATED WWIMS / SACWARNS FUNCTIONALITY
- INSTALLED BASELINE IN ROME LABORATORY INTELLIGENCE INFORMATION PROCESSING FACILITY
- COMPLETED USSPACECOM AND DIA SITE SURVEYS



CONCLUSION

DAWS IS THE FIRST AUTOMATED SYSTEM FOR THE I&W ANALYST
ALLOWS ANALYST MORE TIME FOR ANALYSIS
GOAL HAS BEEN TO FIELD IN LIMITED TIME AND FUNDING
R & D ON-GOING FOR SYSTEM ENHANCEMENTS



INTELLIGENCE AND RECONNAISSANCE DIRECTORATE

Computer Aided Tactical Information System (CATIS)

Dennis O. Jones
RI / IRDO



CATIS



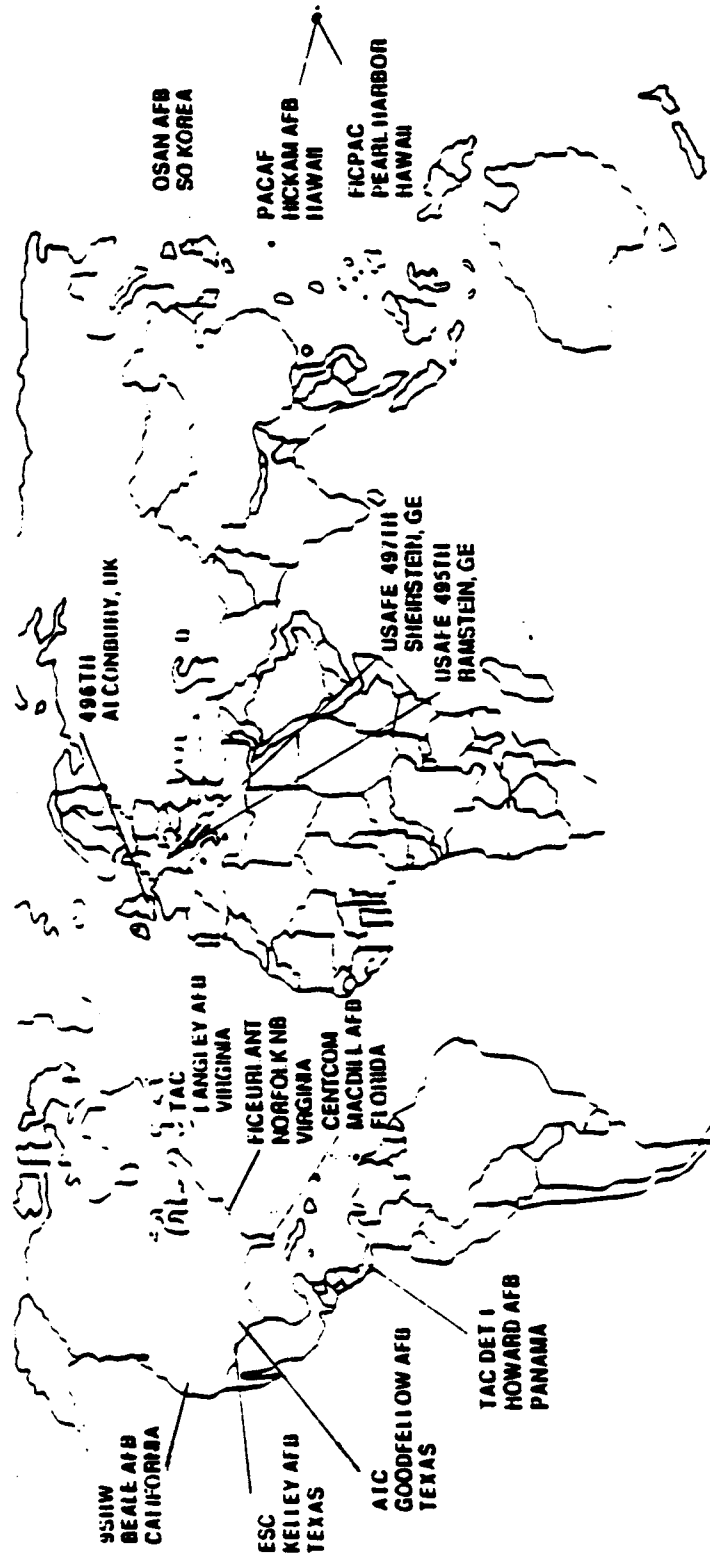
OBJECTIVE:

Provide imagery analysts the capability to exploit increased volumes of near-real-time intelligence, maintain current operational CATIS systems and provide transition for future system capabilities

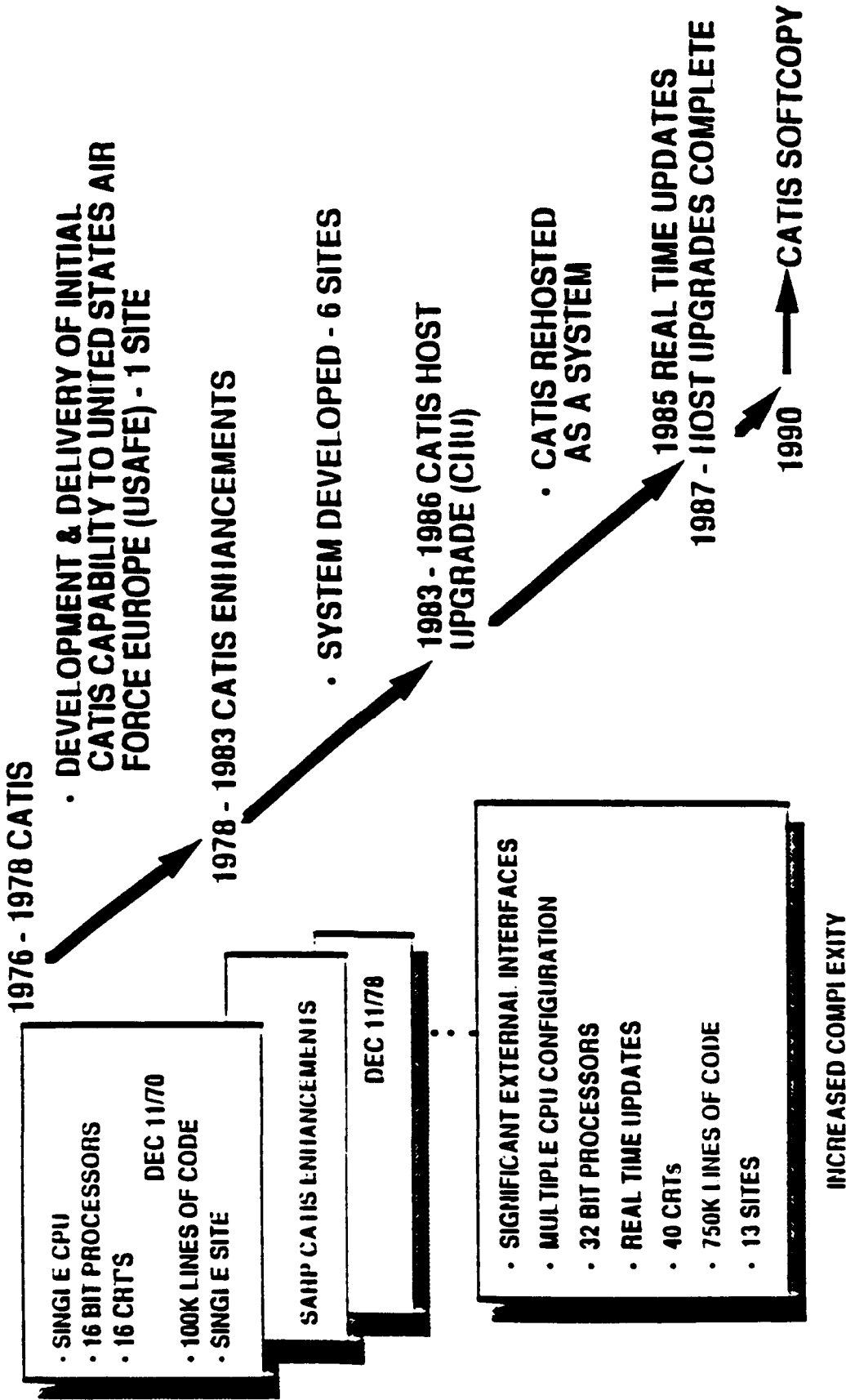
APPROACH:

Concentrate on site support, central maintenance, softcopy demonstration support, DSNET3 implementation and upgrading the CATIS LAN

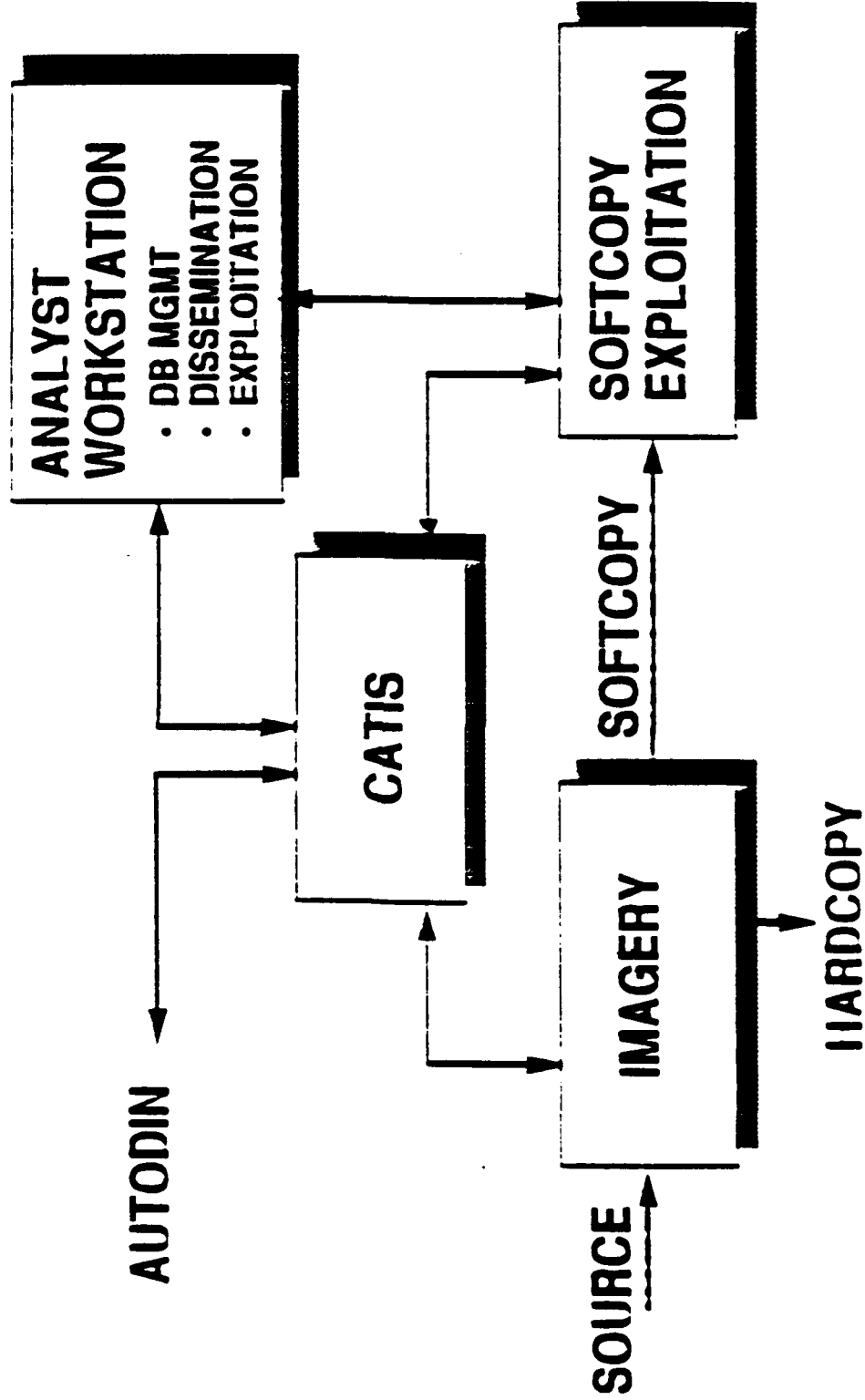
WORLDWIDE CATIS SITES



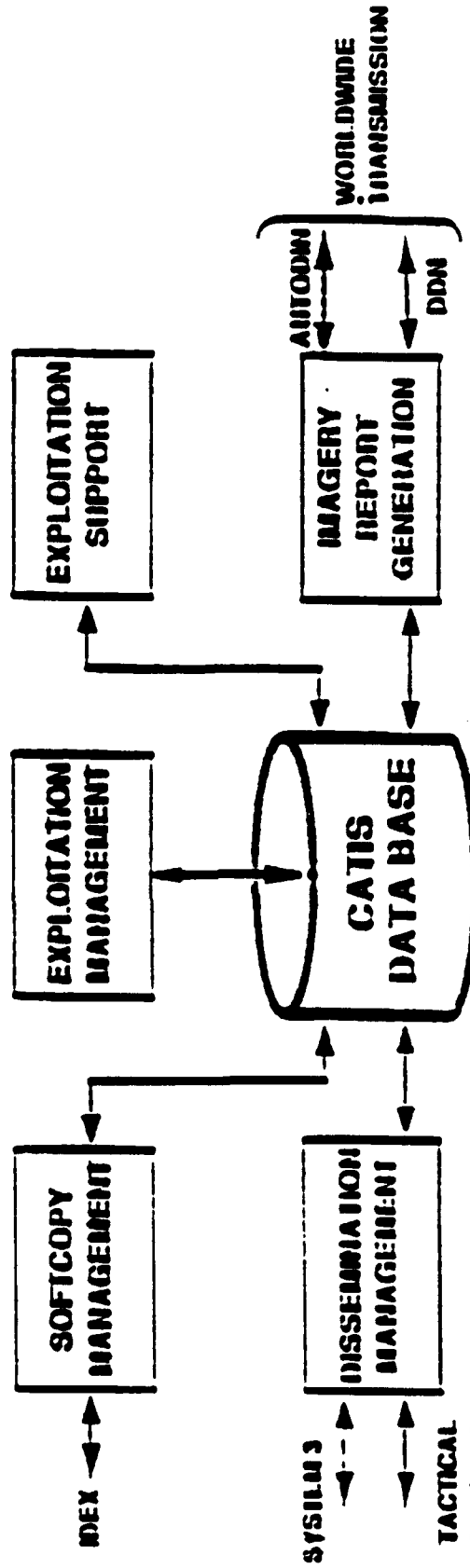
HISTORY



CATIS ARCHITECTURE



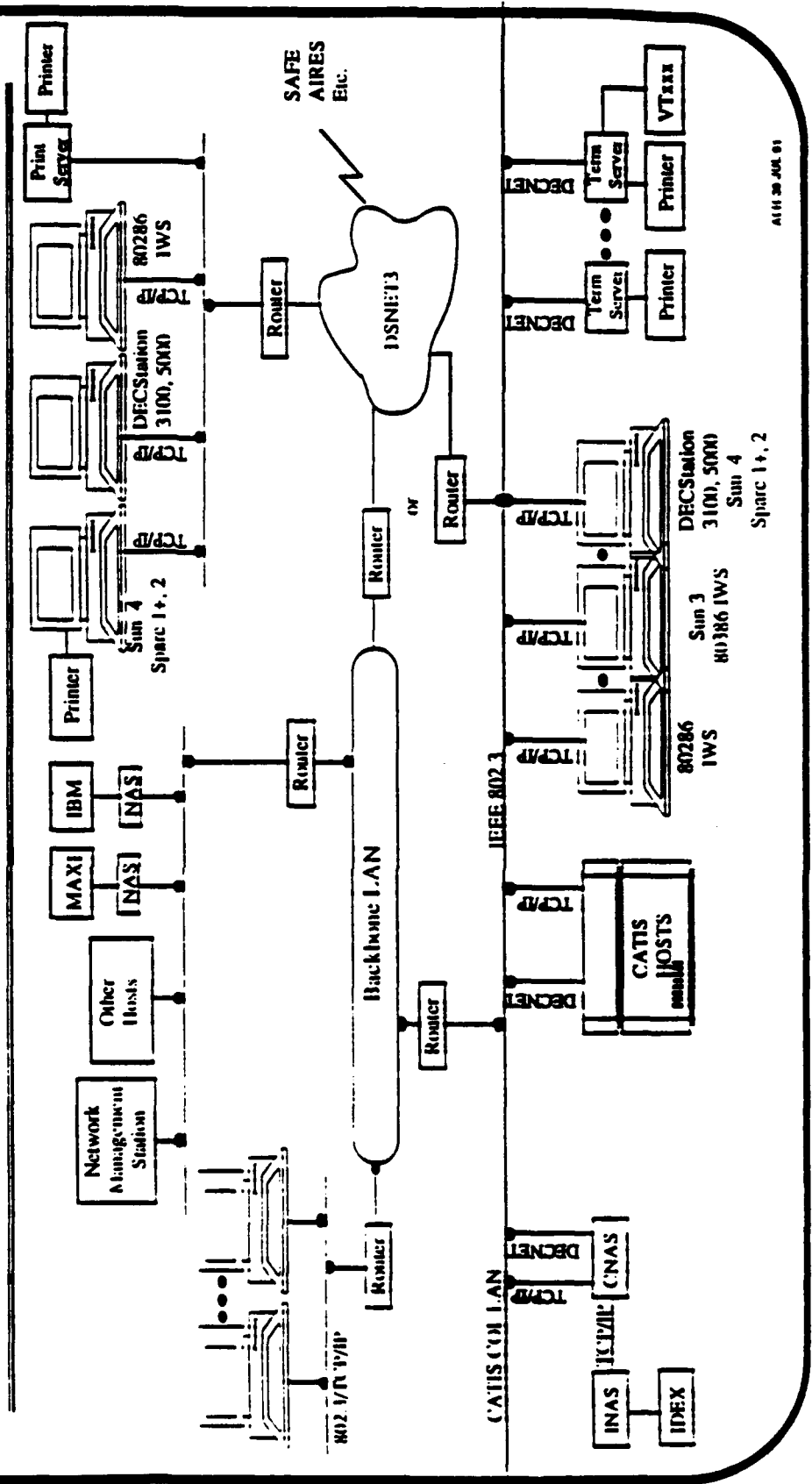
MAJOR CATIS FUNCTIONS



- 1 - 5 GB
- Updated via Worldwide Message Traffic
- Comprehensive Target, Coverage, and Requirements Intelligence Information
- 150,000 Targets
- o SUPPORT FOR UP TO 60 USERS
- o GENERATE UP TO 3000 REPORT ITEMS DAILY
- o OVER 700K LINES OF CODE



CATIS LAN UPGRADE ARCHITECTURE



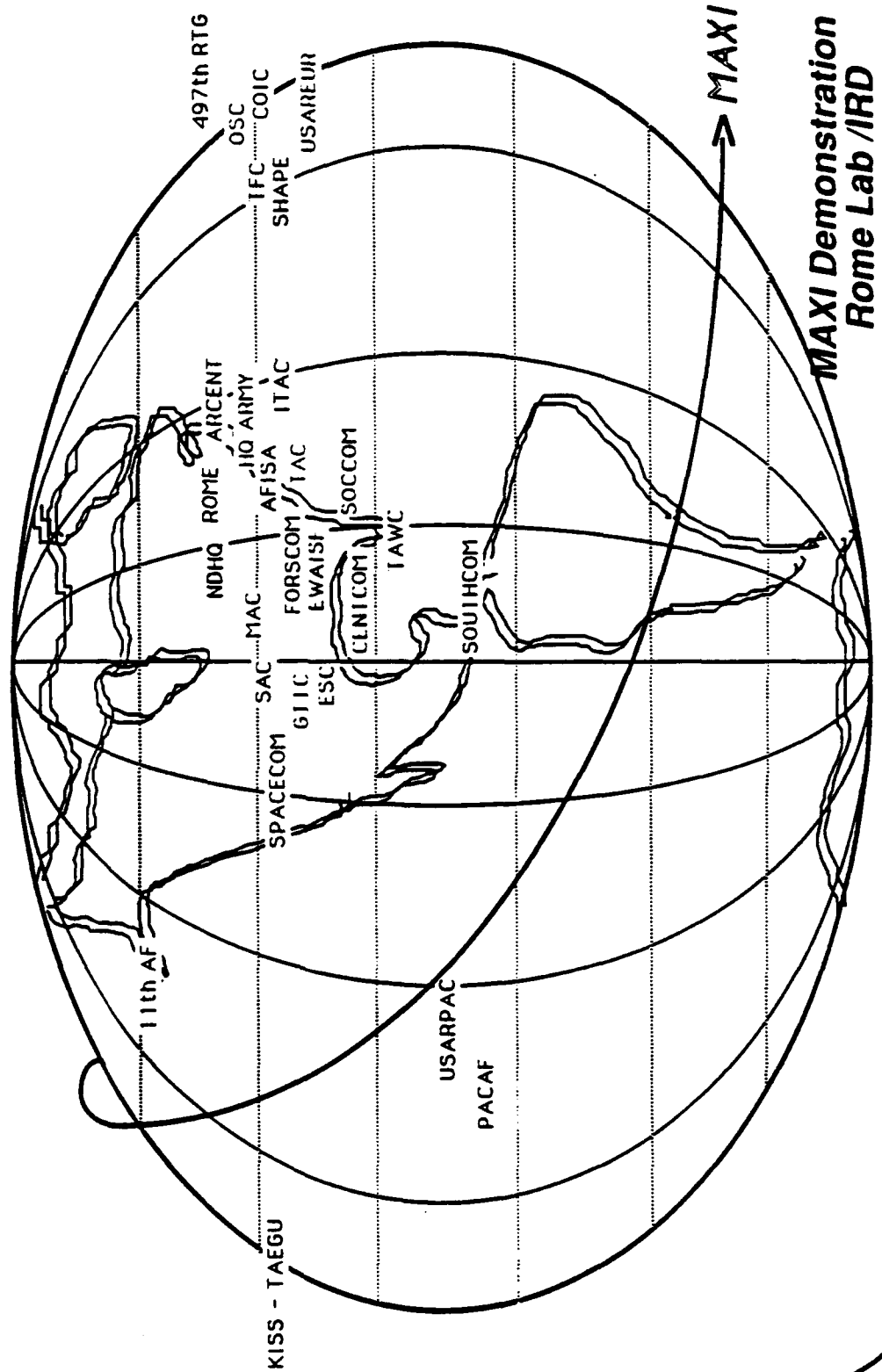
**MAXI System Demonstration
Rome Laboratory**

Intelligence Information Processing Facility

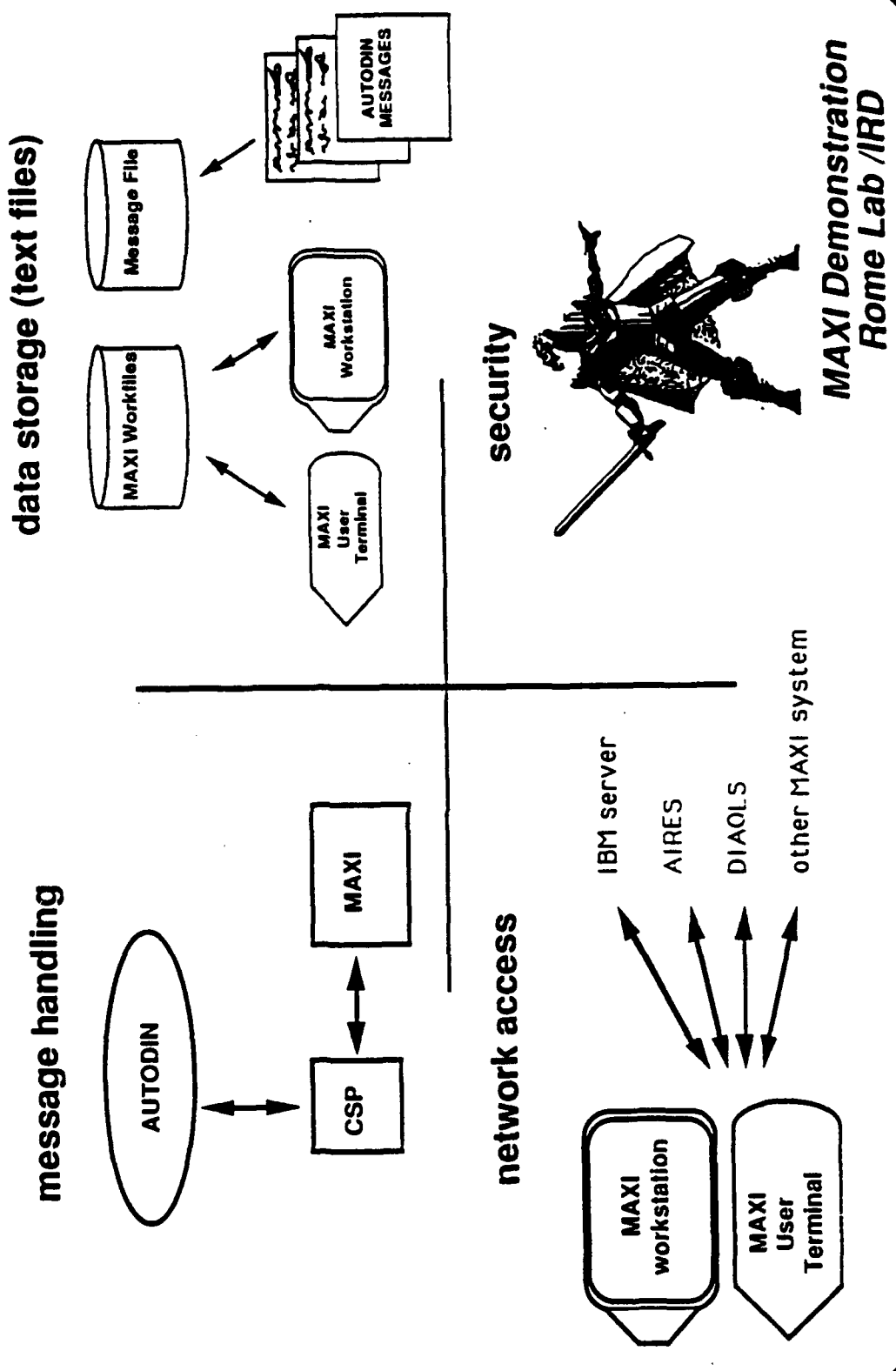


**MAXI Demonstration
Rome Lab /IRD**

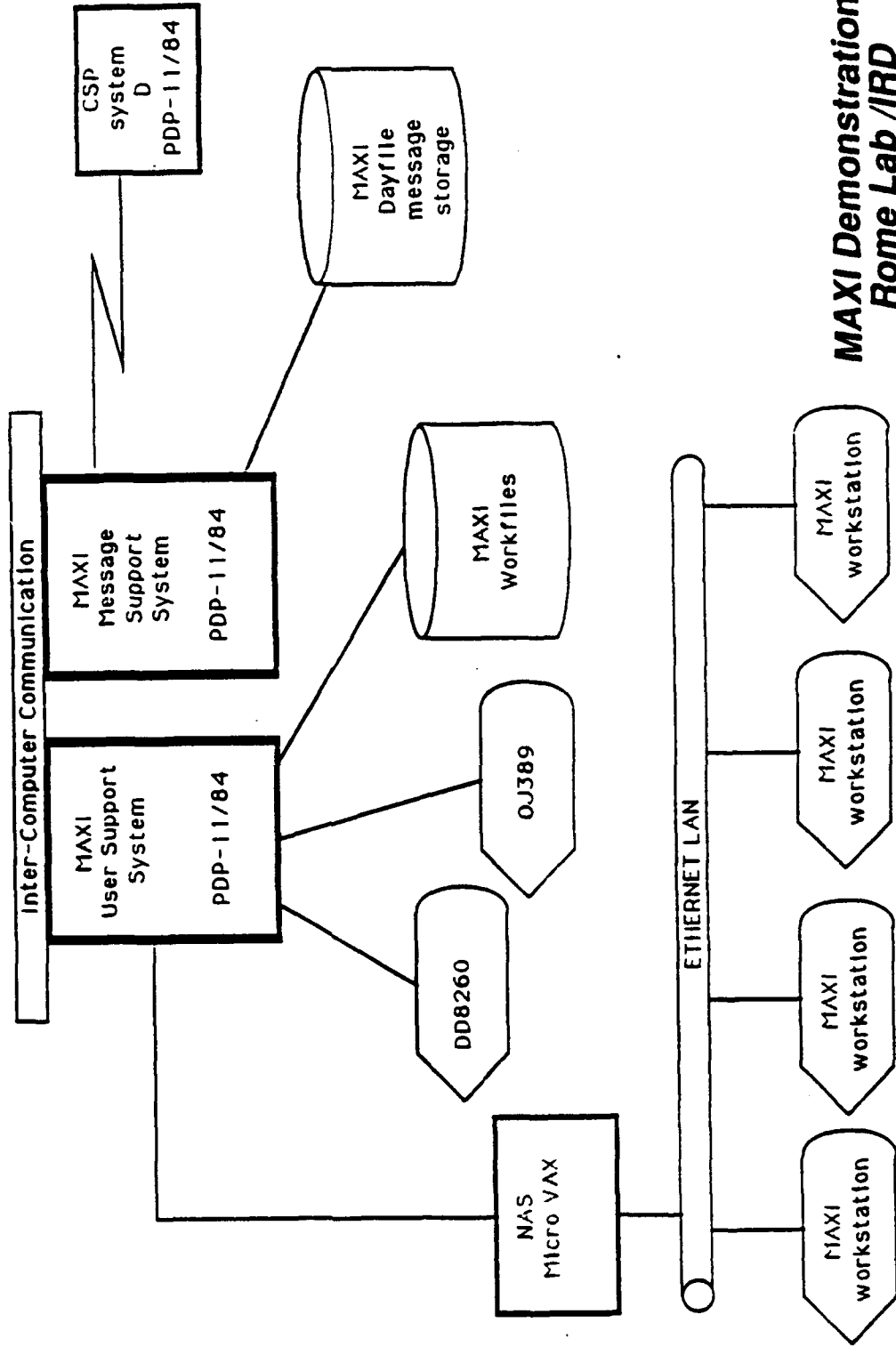
Modular Architecture for the eXchange of Intelligence



MAXI Functional Overview



System Overview



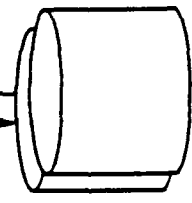
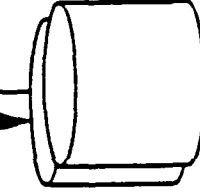
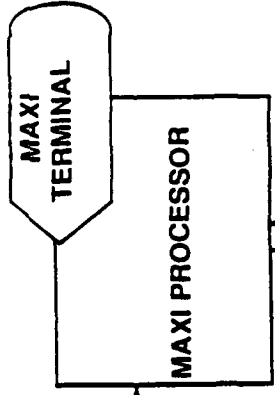


**MAXI Demonstration
Rome Lab /IRD**

MAXI Message Reception

INBOUND MESSAGE → DOI 103 OR JANAP MESSAGE → MESSAGE DELIVERED TO USER QUEUE (MAILBOX)

ROUTING DETERMINATION
 PRECEDENCE ORDER PROCESSING
 FORMAT CHECKING
 DUAL DISK STORAGE
 AUDIT TRAIL
 DELIVER TO MAXI

PRECEDENCE PROCESSING
 LIMITED FORMAT CHECK
 MESSAGE PROFILE (PARSING)
 AUDIT TRAIL

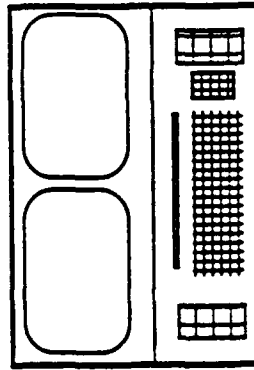


MAXI Demonstration
 Rome Lab /IRD

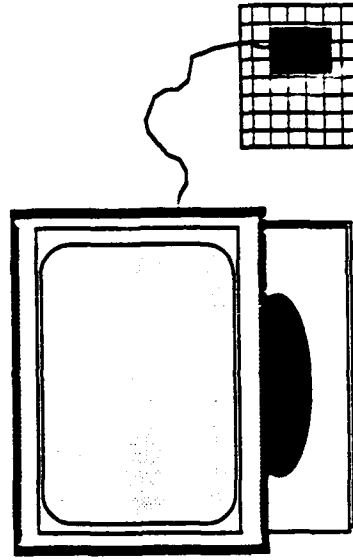
MAXI Man Machine Interfaces

Two distinct types: slaved terminals and workstations

OJ389



unix workstation



MAXI Demonstration
Rome Lab /IRD

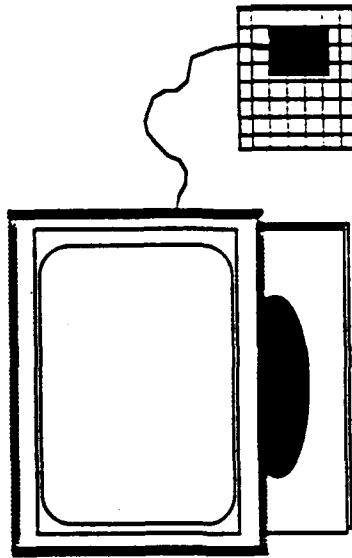
MAXI Workstation

Currently supported:

SUN

DEC 3nnn and 5nnn

Xterminal




The MAXI Workstation software brings commercially available desktop workstations to the secure local area network

**MAXI Demonstration
Rome Lab /IRD**

Security

MAXI performs the following security tasks:

- audit trail
- password generation
- data integrity (validation)
- configuration control
- user authentication
- "deadman" timeout
- classification identification
- AMPE message integrity
- journalization




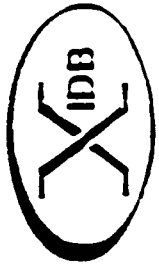
THE KEY SECURITY FEATURE: EXPERIENCED USERS.

**MAXI Demonstration
Rome Lab /IRD**

MAXI Summary

- **proven message handling system**
- **provides MAXI application in a client/server relationship**
- **migrating the intelligence analyst to an open architecture**

**MAXI Demonstration
Rome Lab /IRD**



Extended Integrated Data Base (XIDB)

.....

OVERVIEW

Purpose

Background

Problems

Summary

PURPOSE

Discuss integrated database concepts

Discuss problems and implementation lessons

.

BACKGROUND

- 1981-1990** **Development of MIIDS/IDB to replace AIF/DIOBS**
- 1990** **MIIDS/IDB IOC but rules of data production remain the same**
- 1992** **All DPP Producers to be IDB compatible**
- 1993** **All DPP Consumers to be IDB compatible**

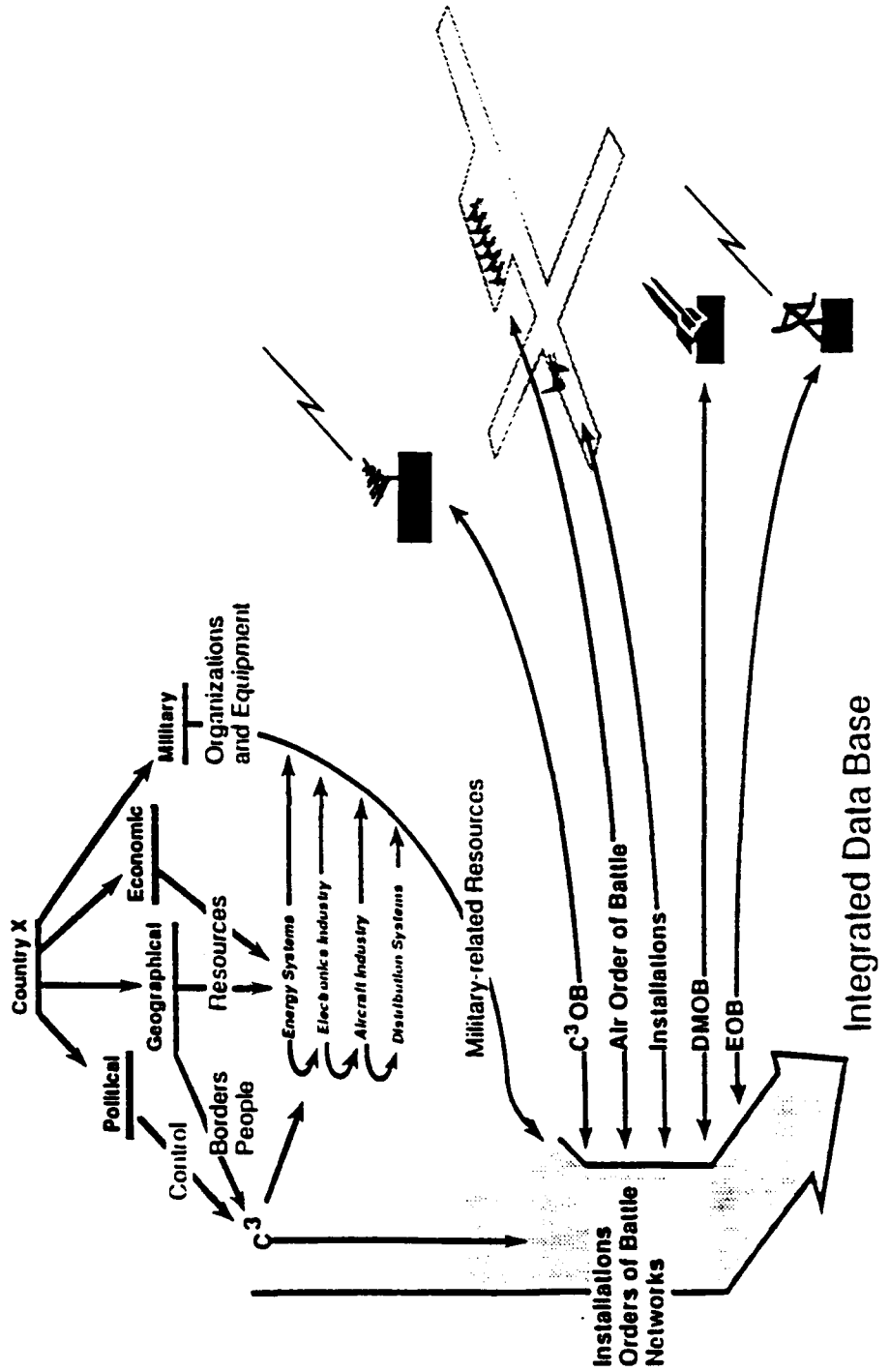
MIIDS REQUIRES CHANGE OF FOCUS REGARDING DATA

- FROM SOURCE ORIENTED TO FUNCTION ORIENTED
- EMPHASIS ON RELATIONSHIP BETWEEN DATA ELEMENT
- QUALITY IS A SOURCE FUNCTION
- FUNCTIONS NOW DONE IN APPLICATION PROGRAMS DONE IN DB
- INTEGRATED DATA BASE IMPLEMENTATION
- APPLICATIONS EASIER TO DEVELOP
- PERFORMANCE SHOULD BE BETTER
- DATA BASE UPDATE MORE CRITICAL

.



Integrated GMI Data Base



ENTITY FILES

UNIT	EQUIPMENT
PERSONNEL	INDIVIDUALS
LOCATION	INSTALLATION
FACILITIES	SITE
POPULATION	AGGREGATE NETWORK
SOURCE	REMARKS
EVENT	ORGANIZATION

EACH FILE HAS SPECIFIC STANDARDIZED DATA ELEMENTS
AND DEFINITIONS.

.

RELATIONAL FILES

UNIT/UNIT	UNIT/LOCATION
UNIT/FACILITY	EQUIPMENT/EQUIPMENT
EVENT/EVENT	COMPLEX
NETWORK	AGGREGATE
UNIT/EQUIPMENT/LOCATION	
SITE/EQUIPMENT/LOCATION	
FACILITY/EQUIPMENT/LOCATION	

EACH FILE HAS SPECIFIC STANDARDIZED DATA ELEMENTS
AND DEFINITIONS

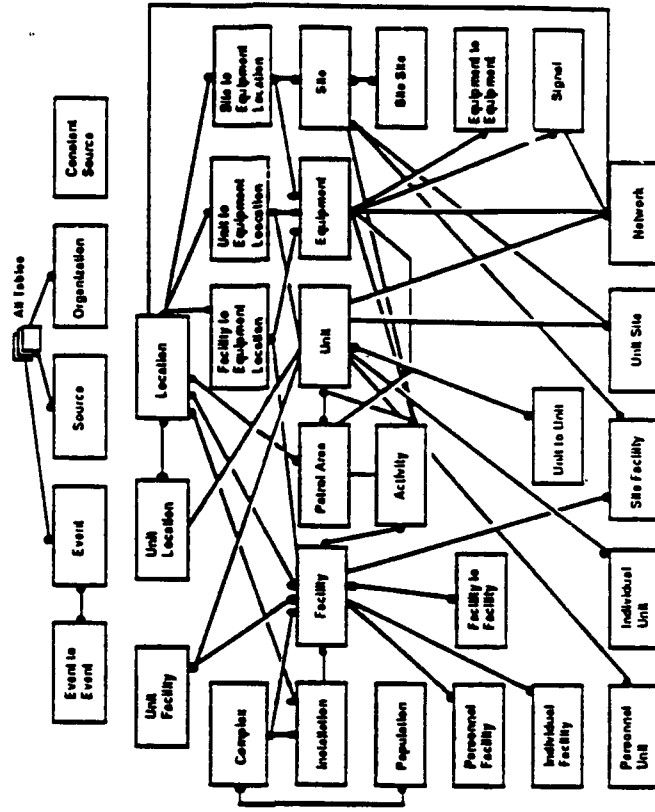


Goals of XIDB Program

- **Consolidate and Integrate General Military Intelligence across AF**
- **Implement MIIDS/IDB at Command Level**
- **Field a Working System at 10 Sites during 1992**
- **Protect Existing Command Software Investment**
- **Integrate XIDB with future AF IDHS Architecture**
- **Satisfy User Requirements**



XIDB Data Core



✓ MIIDS/IDB and IDB/C3

✓ CONSTANT WEB

✓ RAILS

✓ SENTINEL BYTE

✓ Space Data

✓ Automated Air Facilities Information File (AAFIF)

✓ Current Intelligence (Manual Input)

1992 Baseline



Data Sources And Sizes

AAFIF	250.0 MB
CONSTANT WEB (Unique, Excluding MIIDS/IDB)	450.0 MB
Space (None Exists Now, But Estimates In Future)	1.0 MB
MIIDB/IDB	2.0 GB
IDBC-3	35.0 MB
CONSTANT SOURCE (3 Days Of Data)	137.0 KB
World Data Bank II	120.0 MB
Worldwide Total	2.9 GB

PROBLEMS

Data Element Conflicts

Data Production Rules

Interoperability

Data Timelines

DATA ELEMENT CONFLICTS

Definitions

Size

Type

Edit values

.

Production Rules Types

<i>Type</i>	<i>Installation (BE Number)</i>	<i>Unit</i>	<i>Location (Coordinates)</i>	<i>Equipment/ Threat</i>
Source				
IMINT	Installation		Location	Equipment
COMINT		Unit	Location	Equipment
ELINT			Location	Threat (Signal Type)

Production Rules Types (Continued)

<i>Type</i>	<i>Installation (BE Number)</i>	<i>Unit</i>	<i>Location (Coordinates)</i>	<i>Equipment/ Threat</i>
Distributed Production Program				
Radars	Installation		Location	Equipment
SAMs	Installation		Location	Equipment
Aircraft		Unit (D)	Location	Equipment
Ships		Unit (D)	Location	Equipment
Tanks		Unit	Location (D)	Equipment (D)

* (D) indicates ability to "deploy" (i.e., change location without changing unit identifier)

Production Rules Types (Continued)

Type	Installation (BE Number)	Unit	Location (Coordinates)	Equipment/ Threat
DESERT SHIELD/STORM Procedures				
Situation Assessment	Installation	Unit	Location	Equipment
			Location	

Production Rules Types (Continued)

<i>Type</i>	<i>Installation (BE Number)</i>	<i>Unit</i>	<i>Location (Coordinates)</i>	<i>Equipment/ Threat</i>
Air Tasking Order (ATO Cycle)				
ATO Cycle ("Target")	Installation		Location	Equipment

Production Rules Types (Continued)

Type	Installation (BE Number)	Unit	Location (Coordinates)	Equipment/ Threat
Air Tasking Order (ATO Cycle)				
ATO Cycle ("Target")	Installation		Location	Equipment

Interoperability

- Data Maintenance/Production requirements differed between echelons (intelligence to intelligence)
- Inability to communicate between national, theater and tactical levels
- Could not take advantage of out-of-theater resource to support data production/maintenance burden
- Relevance of data at each echelon was different
- Lacked common understanding of problem
- No common view between Operations and Intelligence

.

Timelines

Type	Condition	Updates	Dissemination
DPP Cycle	Peace	Weekly	Weekly/Monthly
	Crisis	24 - 48 Hours	24 - 48 Hours
DESERT STORM		NRT	12 Hours
Air Tasking Order (ATO Cycle)			Multiple/Day

SUMMARY

Integrated Data Bases still evolving

Rules of production require change

Data maintenance/production critical

Timeliness of data from different sources must be addressed

Data standardization and distribution critical

.

**480th
AIR INTELLIGENCE
GROUP**

A WARFIGHTING PERSPECTIVE

PURPOSE

- **REVIEW REQUIREMENT**
- **OUTLINE IMPLEMENTATION STRATEGY**
- **ADDRESS ISSUES**

WHAT WE DO

480TH AIR INTELLIGENCE GROUP

- PROVIDE 24 HOUR ALL-SOURCE INTELLIGENCE TO AIR COMBAT FORCES IN-GARRISON AND DEPLOYED
 - REQUESTS FOR INFORMATION
- APPLY INTELLIGENCE TO SATISFY A WIDE SPECTRUM OF UNIT AND AIR COMPONENT REQUIREMENTS
- DEPLOY TASK-ORIENTED TEAMS FOR SPECIALIZED INTELLIGENCE AUGMENTATION TO ACC
- HELP AIR COMBAT UNITS TRAIN AS THEY WILL FIGHT

WHAT WE DO

SERVICES AND PRODUCTS

- TACTICAL OPS INTEL
 - INTEL WATCH
 - OPS INTEL CELL
 - CURRENT INTEL SUPPORT
- DISTRIBUTED PRODUCTION
 - AOB/DMOB
 - AIF
 - 102 COUNTRIES
 - SWA, AFRICA / MED, LATIN AMERICA
- TARGET MATERIALS
 - BTGs
 - MOSAICS
 - TAILORED TARGET GRAPHICS

WHAT WE DO

- AIR COMBAT TRAINING MATERIALS
 - RANGE IMAGERY PRODUCTS
 - VIDEO WEAPON SYSTEM ID TAPES
 - WEAPON SYSTEM GUIDES
 - EXERCISE SUPPORT
- MISSION PLANNING/EXECUTION PRODUCTS
 - DIGITAL MAPS, CHARTS
 - TAILORED DATA BASES
 - MENSURATED COORDINATES
- INTELLIGENCE STUDIES
 - LOGISTICS ANALYSIS
 - CONTINGENCY PLANNING GUIDES
 - VIDINT PRODUCTS
 - CONTINGENCY REFERENCE BOOKS
 - IMAGERY INTERPRETATION KEYS

FUNDAMENTAL REQUIREMENTS

- INCREASED ALL SOURCE SUPPORT
- RAPID COMMUNICATIONS
- IMPROVED COLLECTION MGMT
- ENHANCED TRAINING SUPPORT
- QUALITY DISSEMINATION

- DIGITAL NETWORK
- MASS DIGITAL STORAGE
- PHOTOLAB TO SOFTCOPY
- CMS
- NITF COMPATIBILITY
- CMWS
- 2ID FOLLOW-ON
- DSNET 1 CONNECTIVITY
- SOFTCOPY STANDARDS
- TRANSMISSION STANDARDS

**ACC INTELLIGENCE NETWORK
(ACCINTNET)**

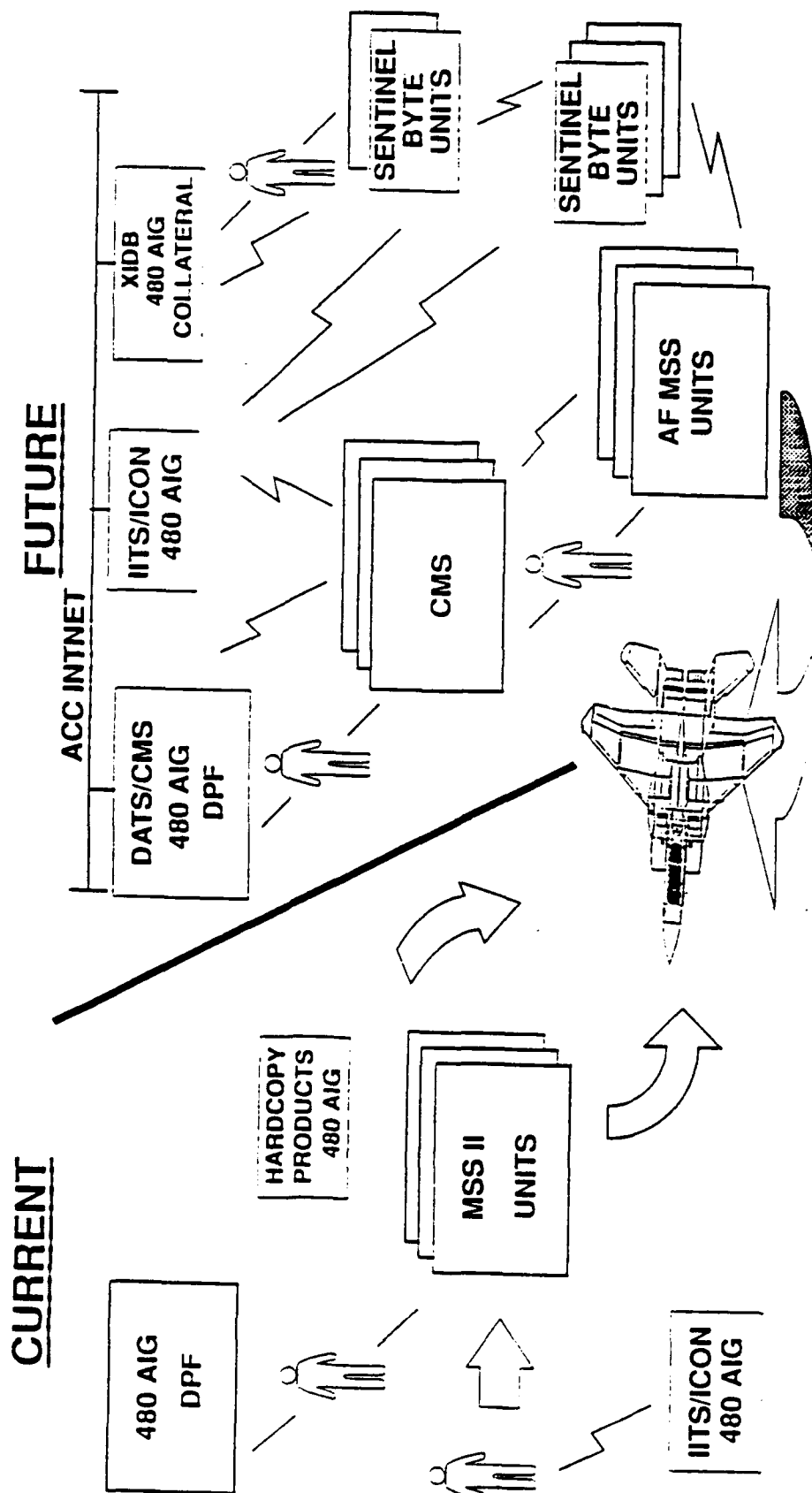
REQUIREMENTS

- ALL-SOURCE INTELLIGENCE WIDE AREA NETWORK THAT:
 - INTERFACES ALL ADP, IMAGERY, COMMS, DATA BASES
 - PROVIDES ENHANCED HIGH QUALITY DATA THROUGHOUT 480 AIG, HQ ACC, AND SUBORDINATE UNITS VIA THE ELECTRONIC FOOTLOCKER
 - SUPPORTS CORPORATE INFORMATION MODEL

LOCATION

- LANGLEY AFB, VA. (BLDGS 23, 602, 693)
- COMM INTERFACES TO ACC UNITS VIA SENTINEL BYTE

ACCINTNET SUPPORT TO WARFIGHTING



SYSTEMS

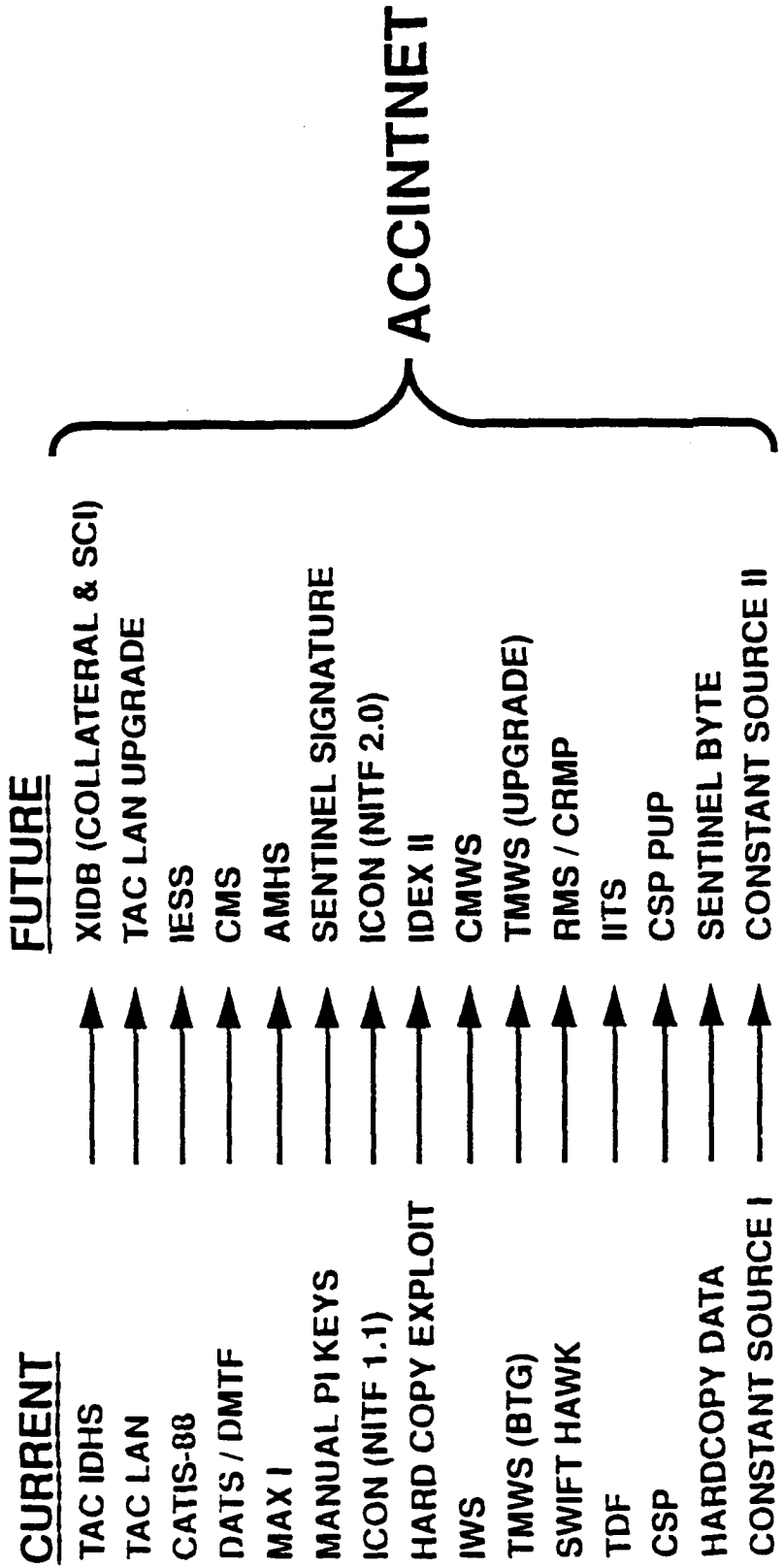
CURRENT

- FUNCTIONAL SHORTFALLS
 - LACK OF INTEROPERABILITY
 - LACK OF COMMONALITY
 - LACK OF SOFTWARE INDEPENDENCE
 - LACK OF COST EFFECTIVENESS

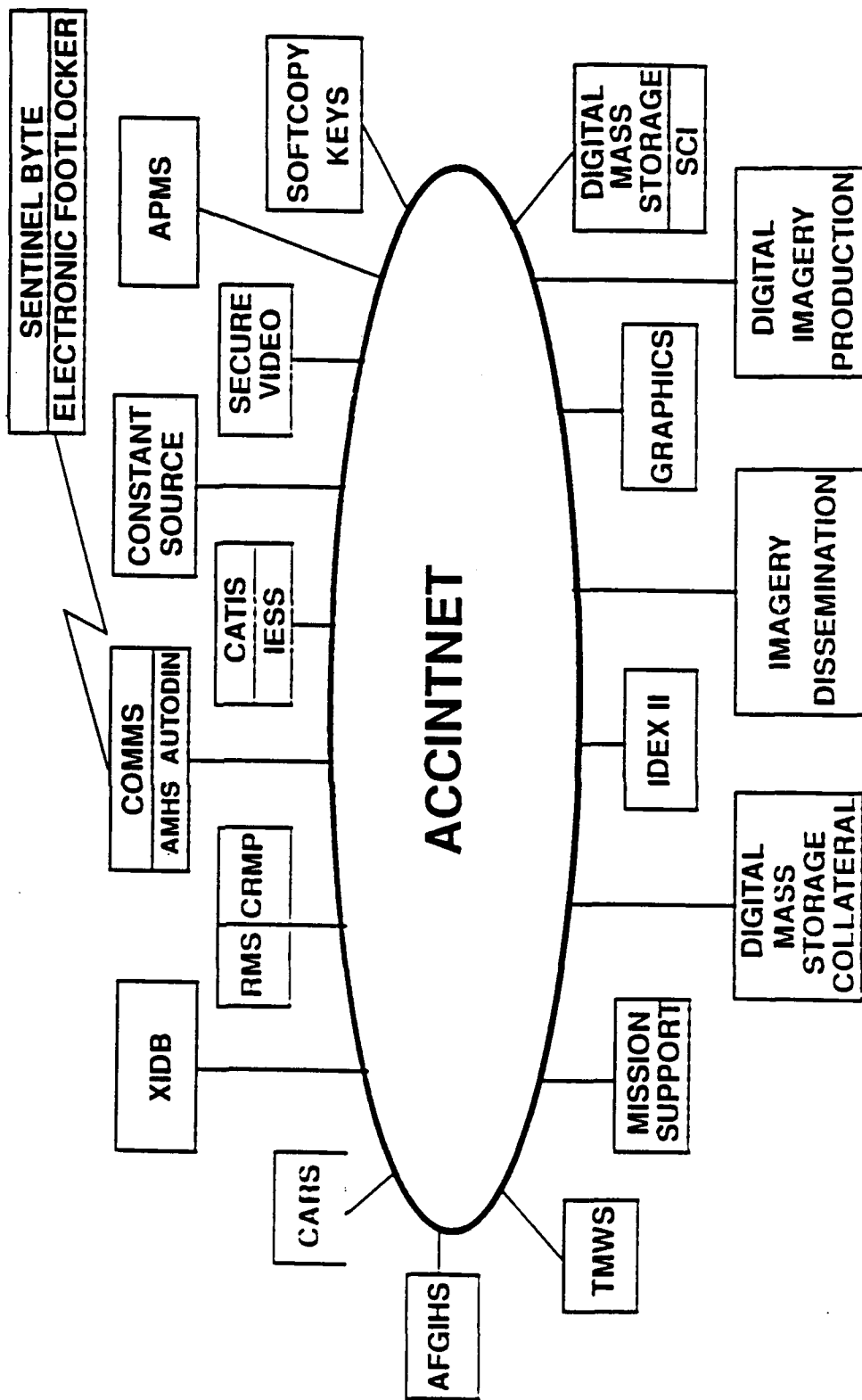
FUTURE

- DESIGN GOALS
 - INTEROPERABLE / NETWORKABLE
 - COMMON USER INTERFACE
 - OPEN SYSTEMS COMPLIANT
 - COTS / GOTS

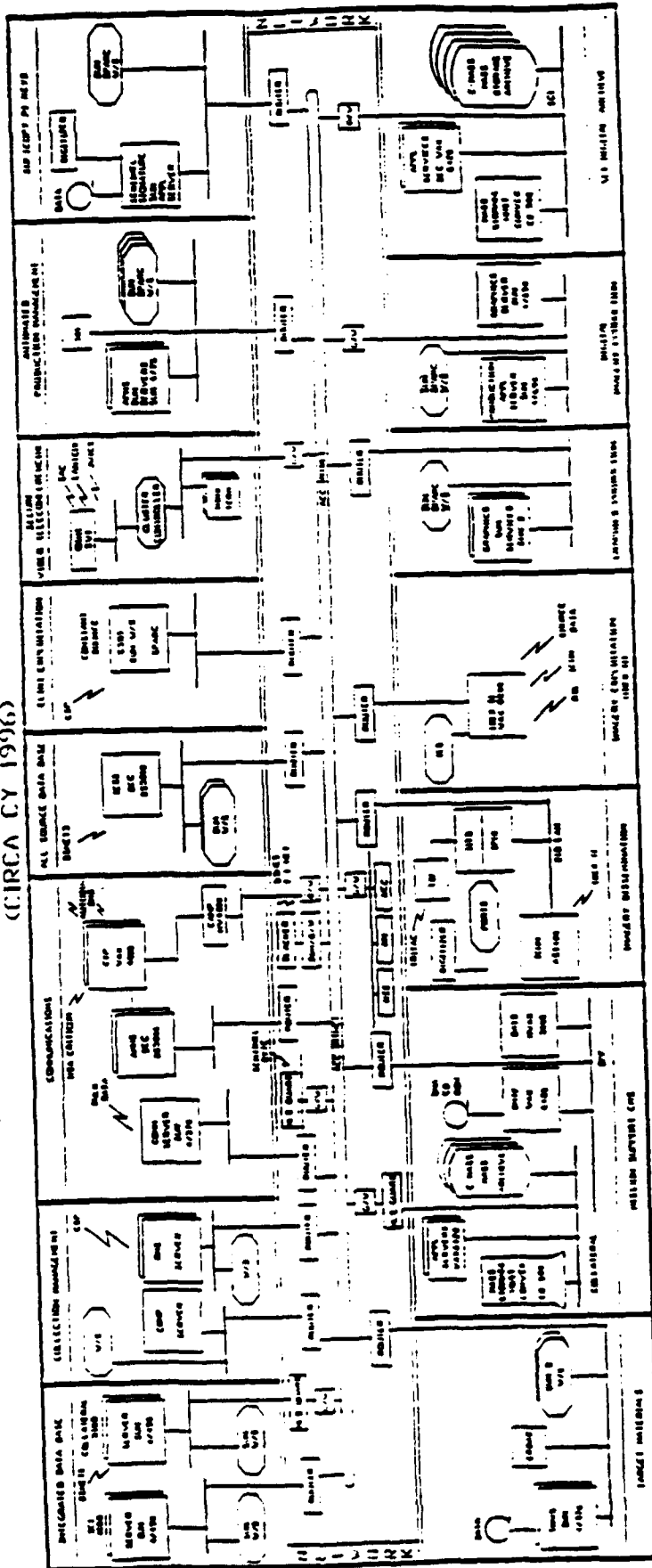
480 AIG SYSTEMS



ARCHITECTURE



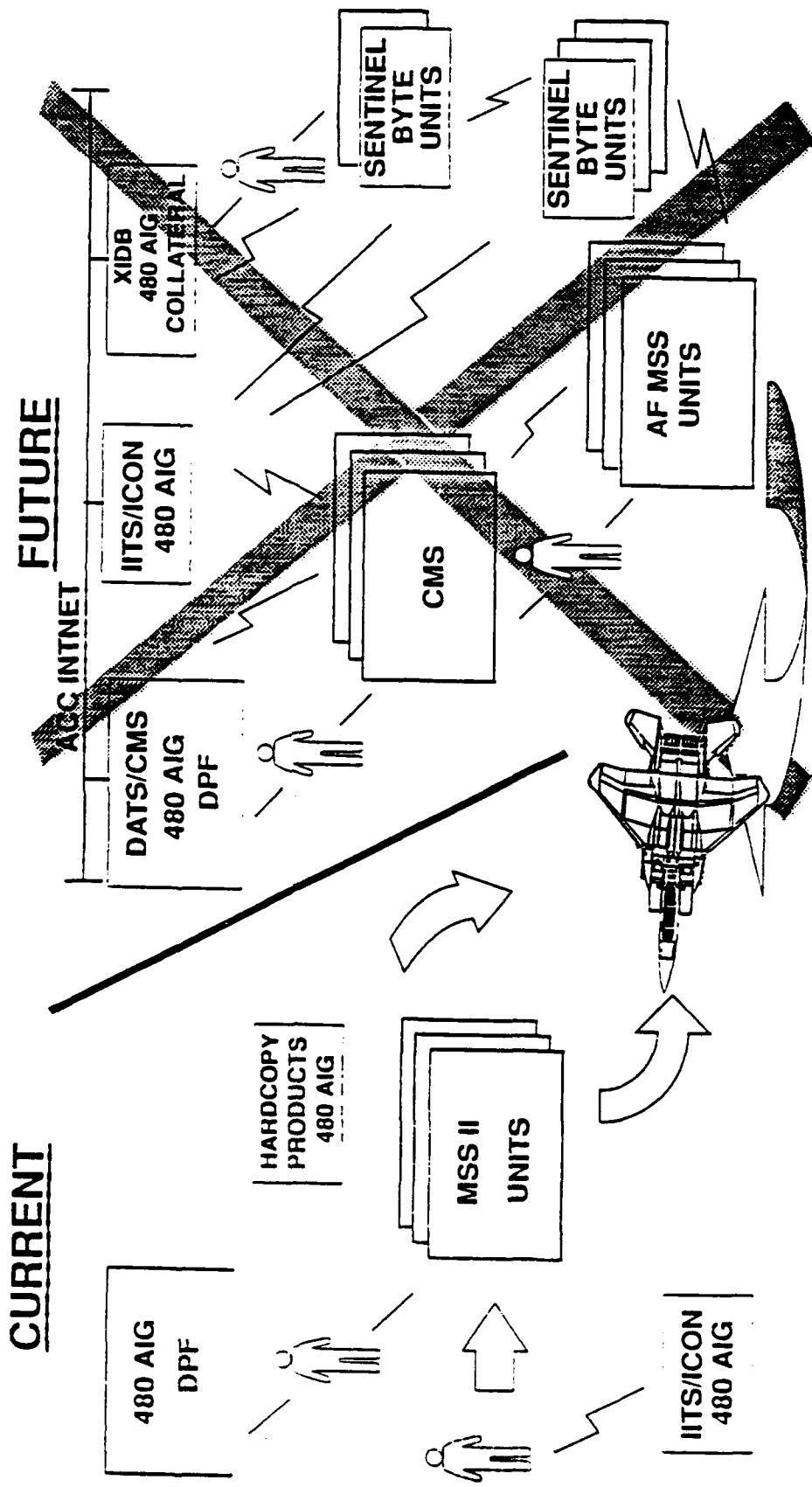
PLANNED ACC THIS OPERATIONAL ARCHITECTURE
(CIRCA CY 1996)



**ACCINTNET
PROPOSED APPROACH**

- REQUIREMENTS VALIDATION NLT FY 2Q92
- FUNDING DECISION PRIOR TO FY 3Q92
 - INITIALLY FUNDS: TRAFFIC ANALYSIS
SITE SURVEY
INTEGRATION PLAN
CONOPS
 - PHASED IMPLEMENTATION OVER 3 YEARS
 - CAPITALIZE ON EXISTING/PROGRAMMED SYSTEMS
AND DATA BASES

ACCINTNET SUPPORT TO WARFIGHTING



ACCINTNET IMPACT IF NOT FUNDED

- **CANNOT EFFICIENTLY AND EFFECTIVELY SUPPORT THE COCKPIT GIVEN THE REQUIREMENTS OF DIVERSE WEAPONS SYSTEMS AND TECHNOLOGIES**
- **CANNOT ACCOMPLISH ALL-SOURCE INTELLIGENCE FUSION, TIP-OFF, AND DATA EXCHANGE/VALIDATION - - - CANNOT FEED SENTINEL BYTE ELECTRONICALLY TO SUPPORT MISSION PLANNING AND EXECUTION**
- **CANNOT SUSTAIN ACC INTELLIGENCE MISSION IN DIRECT SUPPORT OF WARPLANNING AND WARFIGHTING PHASES OF COMMITMENT**
- **CANNOT TRANSITION TO AN INTEGRATED DIGITAL ENVIRONMENT AND THE CORPORATE RESOURCE BASE**

**BOTTOM LINE:
NO ELECTRONIC FOOTLOCKER**

ROME LABORATORY

INTELLIGENT PREDICTIVE
ASSESSMENT SYSTEM

IPAS 2000

PRESENTED BY
JOHN PIROG
RL/IRDS - 315 330-3222

• • • • •

PURPOSE

- DESCRIBE THE RL/IRD R&D PROGRAM
- PROVIDE A BASIC UNDERSTANDING OF THE PROGRAM
- GIVE INSIGHT INTO A FUTURE IDIIS
- GUIDANCE TO ENGINEERS AND DEVELOPERS

INTELLIGENCE DATA PROCESSING INTELLIGENT PREDICTIVE ASSESSMENT SYSTEM

TECHNOLOGIES

- EXPERT SYSTEMS
- NATURAL LANGUAGE UNDERSTANDING
- NEURAL NETWORKS
- DATA BASE VIEWS

FUNCTIONS

- ESTIMATIVE INTELLIGENCE
 - THREAT ASSESSMENTS
 - PREDICTIVE JUDGEMENT OF FUTURE
 - LONG TERM TRENDS
- CURRENT INTELLIGENCE
 - SITUATION ASSESSMENTS
 - TIMELY RESPONSE
 - LIMITED ANALYSIS (TIME CRUNCH)
 - PASS TO OPERATIONS
- PREDICTIVE INTELLIGENCE
 - INDICATOR ASSESSMENT AND MANAGEMENT
 - SHORT TERM ANALYSIS
 - SHORT TERM PREDICTIONS
 - WARNING

METHODOLOGY

- APPLICATIONS ORIENTED
- LOW RISK / HIGH RISK
- MERGE POINTS
- BROAD BASED - ALL OF INTEL

INTELLIGENCE DATA PROCESSING

ON GOING

AUTOMATED LIBARIAN

CIK13
CIK13A
PIP
IW-11)
GIP
ART

NLU/SPEECH INTEGRATION

IPLESE
*ENDS
*GAM

*NLU SHELL

*SECONDARY IMAGE DISSEMINATION

DATA BASE QUERY SUPPORT PROCESSOR


COMING ATTRACTIONS

WARNING INFORMATION NEURAL NETWORK
ADVANCED REASONING THEORY EXPERIMENTS
GLOBAL NATURAL LANGUAGE PROCESSING STUDY
AUTOMATED CONCEPT GENERATION
MESSAGE PARSEIT
CURRENT INTELLIGENCE ANALYSIS SUBSYSTEM

ROADMAP TITLE: INTELLIGENCE DATA HANDLING

PROGRAM: 6 2/6 5

DATE: 9 DEC 91






Generic Intelligence Processor

Sterling IMD KSC Operations

Technical Interchange Meeting
Rome Laboratory/ IRDS
February 11, 1992



Generic Intelligence Processor Contract

Team

KSC Operations

Subcontractors: GTE Government Systems
PRC Inc
Sterling Software IMD

Contract Number : F30602-91-C-0097

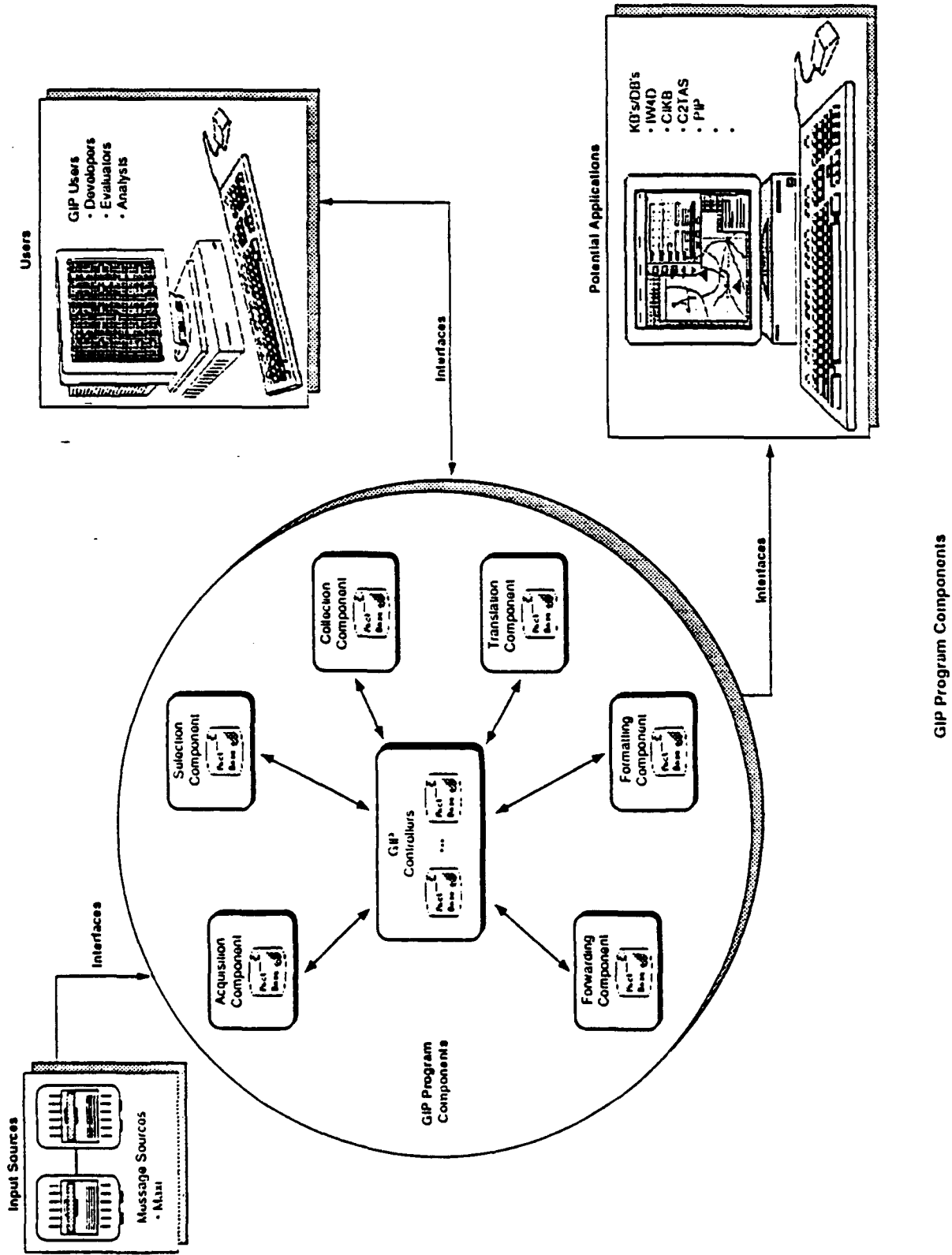
Duration: July 1991 - July 1993

GIP Project Team

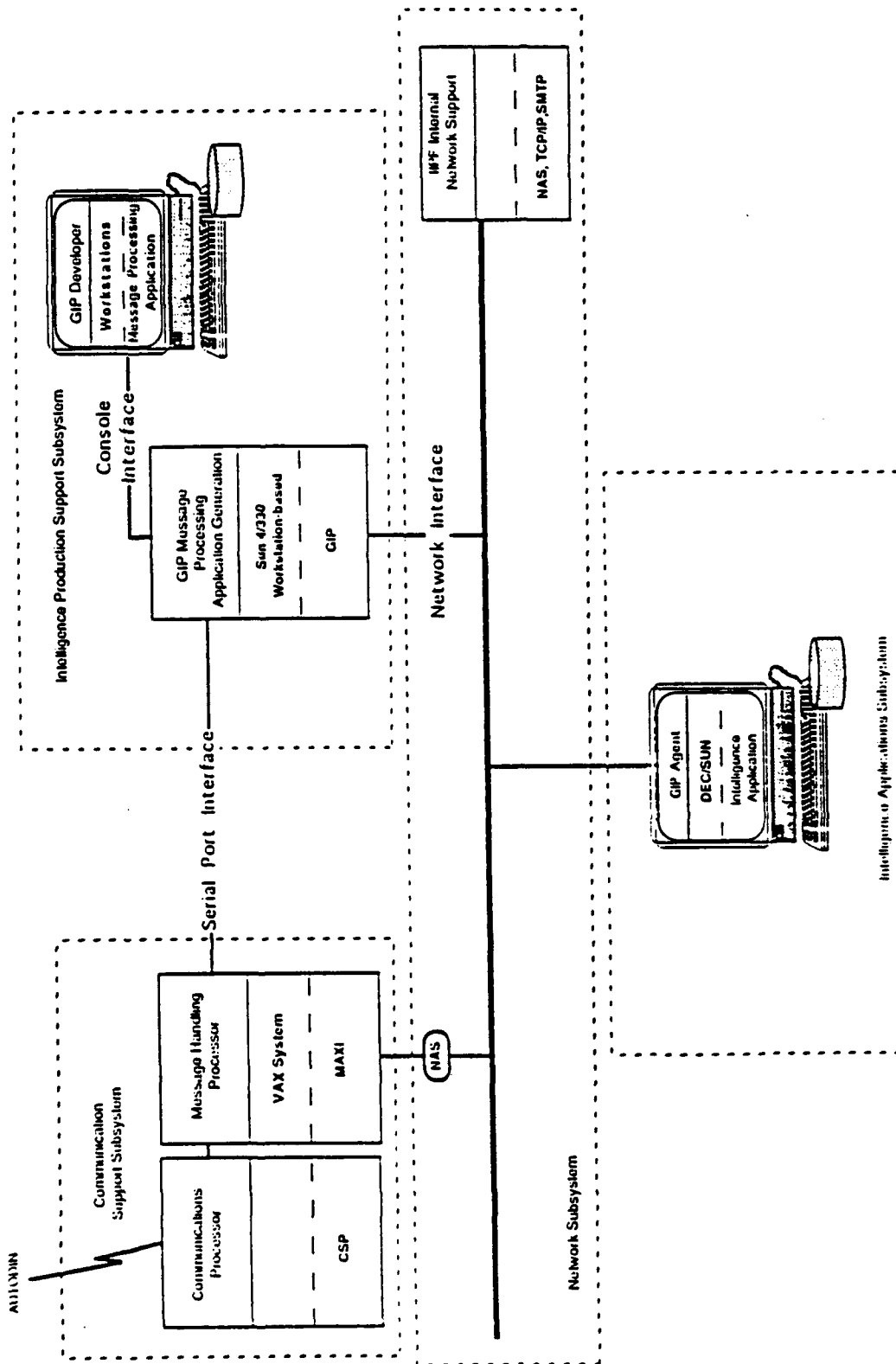
- KSC Operations
 - Dr. Michael Thomas, Project Manager
 - Mr. William Reid, Lead Systems Engineer
 - Mr. David Gray, Systems Engineer
 - Mr. John Pendergast, Independent Testing
 - Mr. David Quinn-Jacobs, Engineering Consultant
 - Mr. Allen Lazzara, Engineering Consultant
- GTE
 - Mr. Howard Melching, Project Manager
 - Mr. Steve Engsberg, Lead Systems Engineer
 - Mr. Jess Miller, Engineering Consultant
- PRC
 - Mr. Gary Dolsen, Project Manager
 - Ms. Cheryl Kariya, Engineering Consultant
- Sterling IMD
 - Mr. John Sautter, Project Manager
 - Mr. Mark McGee, Lead Systems Engineer

Key Technical Challenges

- Develop a Graphical User Interface in OSF/Motif™ to support operational use by non-computer scientists
- Manage external interfaces to message handling systems, test scenario files, and downstream databases and expert systems
- Develop a framework of cooperating processes that can be easily adapted to new input and output requirements
- Provide an environment for testing new technology under realistic conditions
- Facilitate the integration of new technology into operational settings with minimal disruption to the routine of intelligence analysts
- Be adaptable to a wide range of hardware and software environments



GIP Program Components



GIP/HPF Architecture

Message Processing Subsystem

File Edit View Options Help

Current Message

Open
Message
Queue

User
Message

Delete
From
Queue

Re-
queue
Message

Fill
Vectors

Current Vector: None

List
Vectors

Save
Vectors

Delete
Vector

Validate
Vector

Forward
Vectors

(0)

(0)

0)

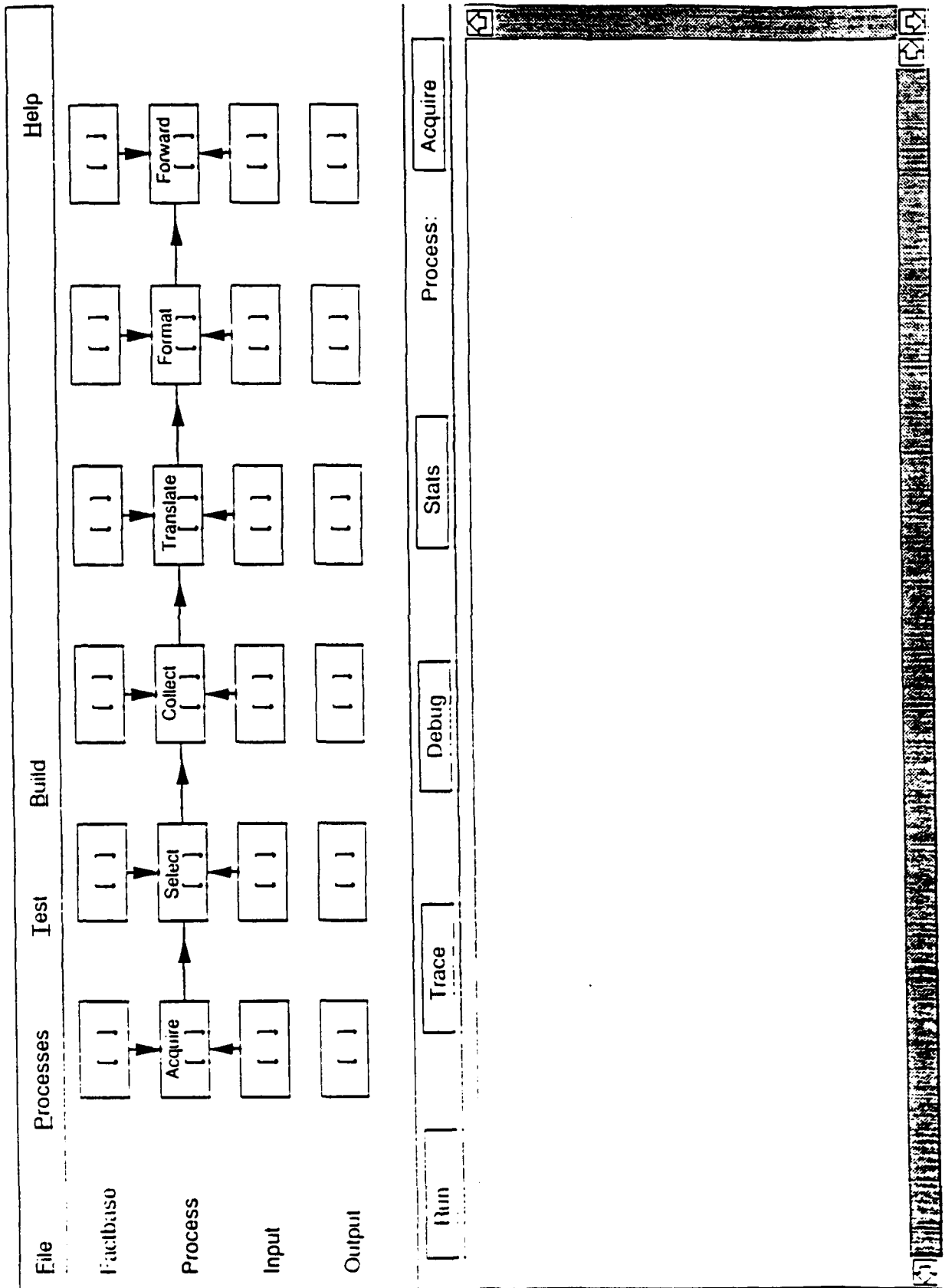
0)


(0)

(0)

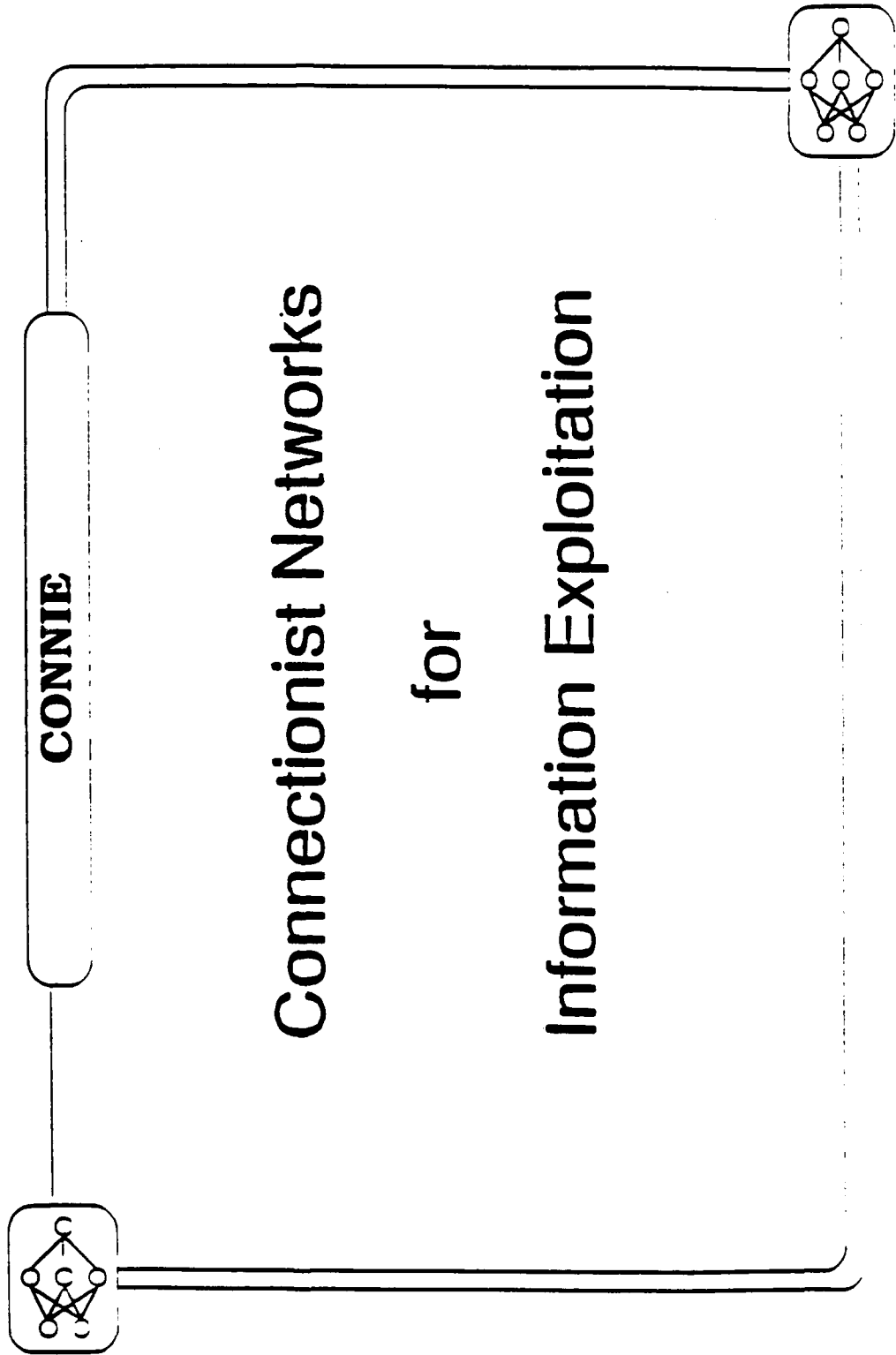
c

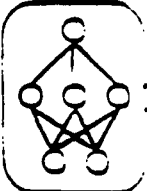
0)





Development Schedule





CONNIE



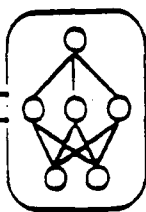
CONNECTIONIST NETWORK FOR INFORMATION EXPLOITATION (CONNIE)

OBJECTIVE: STUDY THE APPLICATION OF NEURAL NETWORK TECHNOLOGY TO THE INDICATIONS & WARNING PROBLEM

INVESTMENT: TYPE PRIOR EY91 TOTAL
(\$ IN K) 3600/6.2 300 50 350

CONTRACTOR: GRUMMAN DATA SYSTEMS

PERSONNEL: RL/IRDS AESC/TBI
MR J. PIROG CAPT B. KASPAR





CONNIE

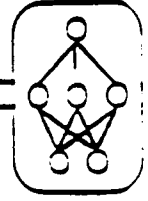
INTERSECT EXPERIMENT W/PERCEPTION (1987)

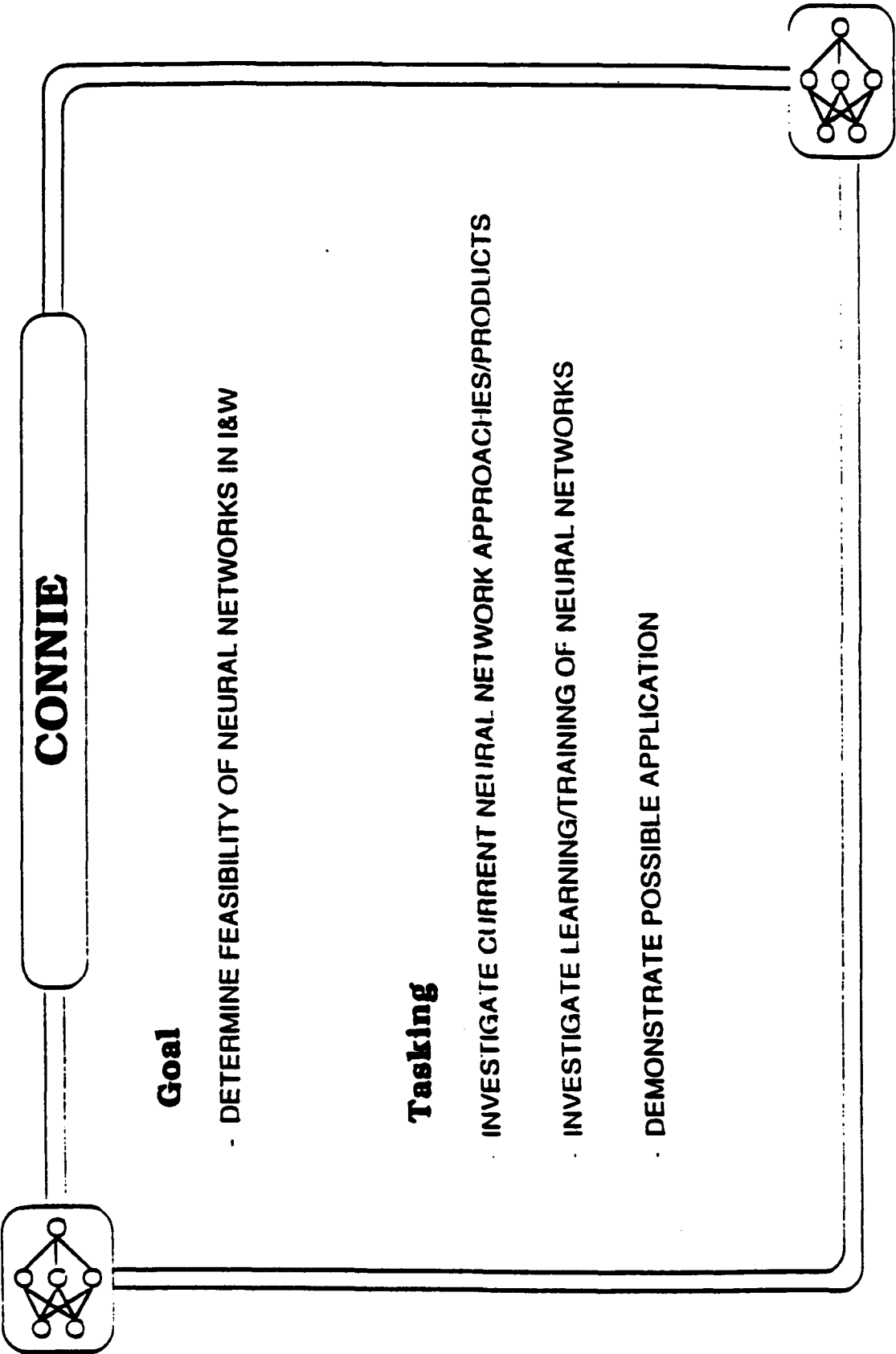
TANKS (Σ) THREAT?

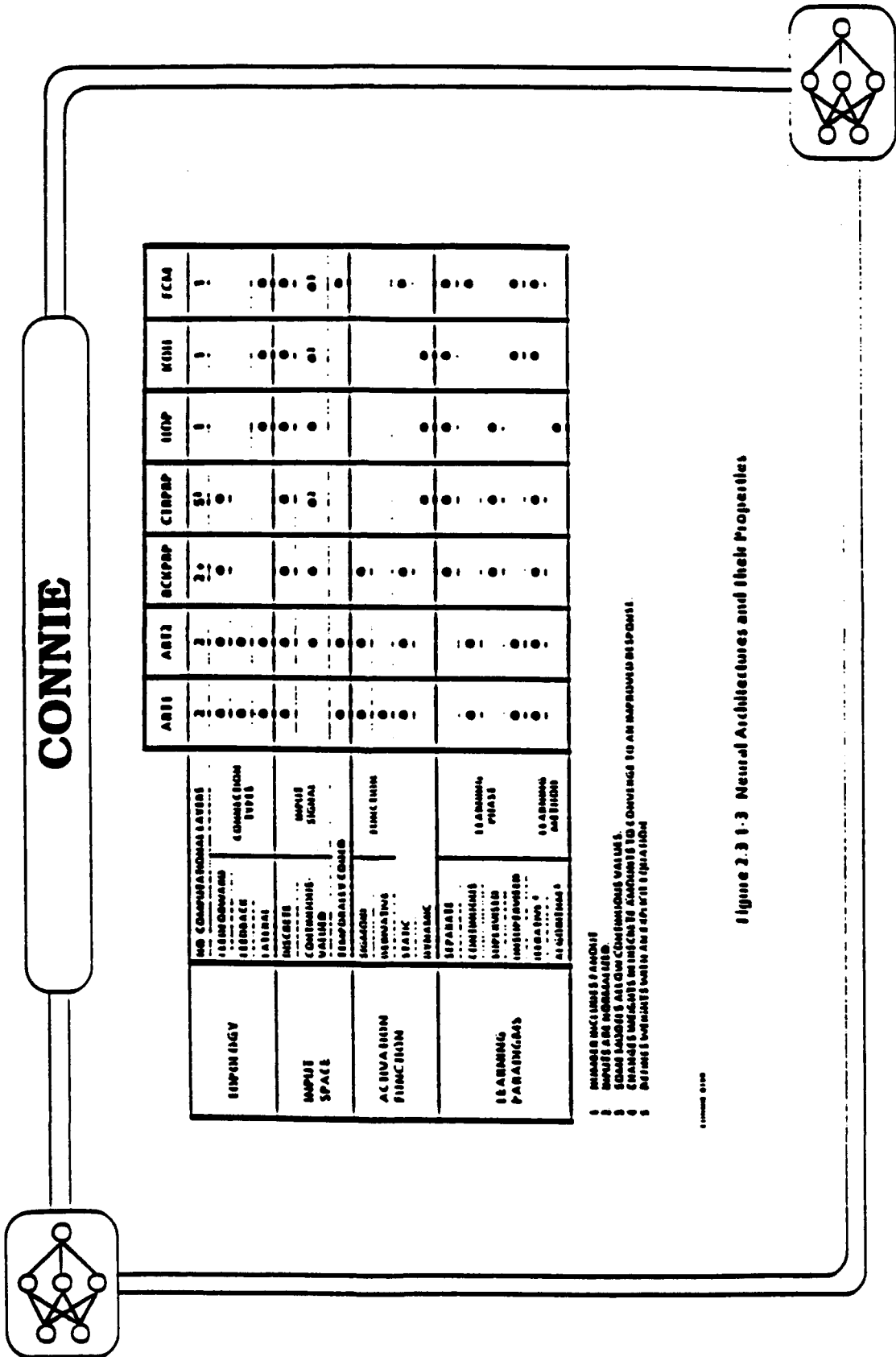
TANKS
MILES

	TRAINING DATA					LIVE DATA				
TANKS	5	20	20	40	100	20	22	150	10	80
MILES	100	10	20	55	0	25	10	30	10	20
THREAT	N	N	N	Y	Y	N	?	?	?	?

EXPERIMENT VERY SIMPLISTIC





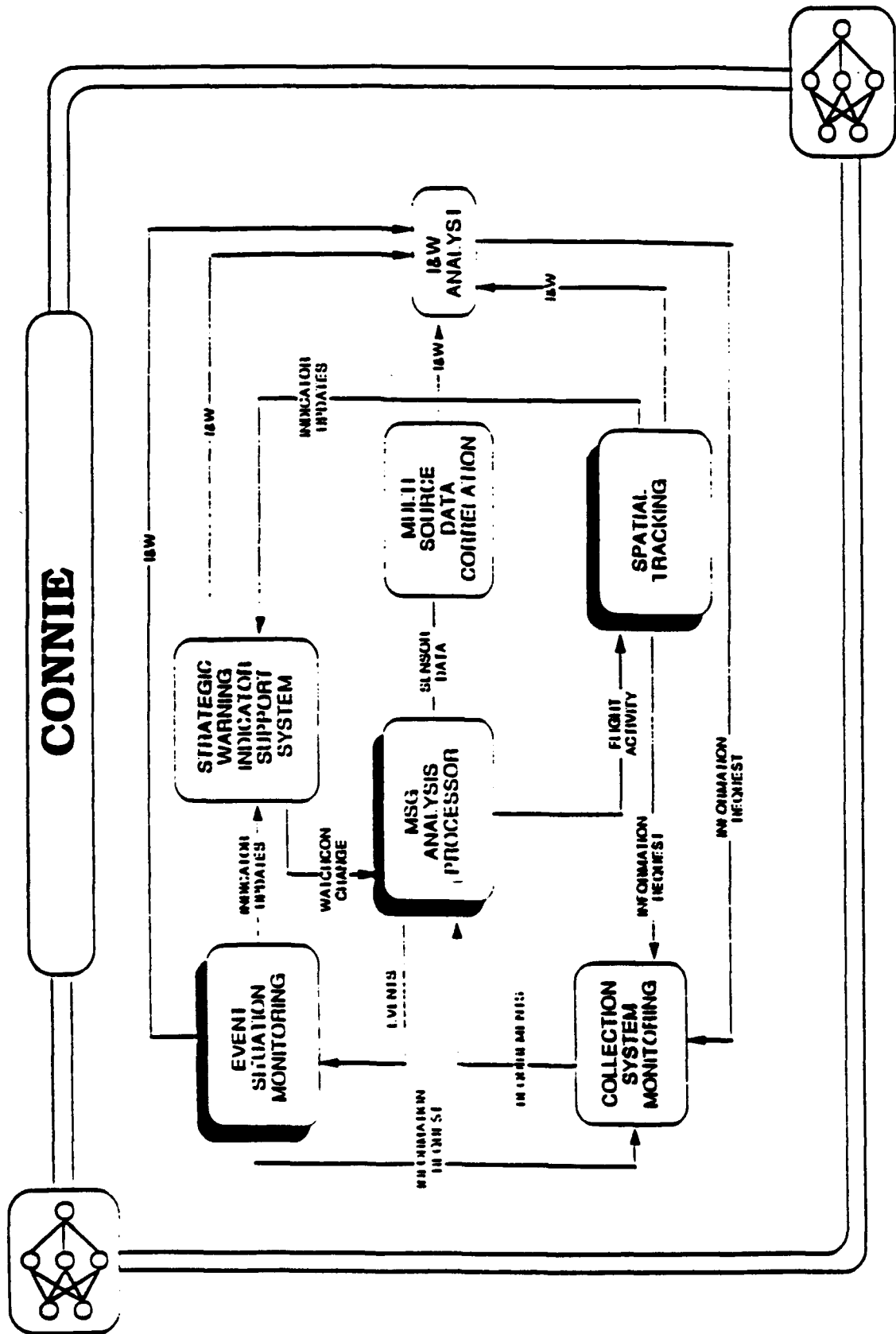


CONNIE

	NO. COMPARTMENTS		CONNECTION TYPES		INITIAL		INITIAL		INITIAL		INITIAL	
	1	2	1	2	1	2	1	2	1	2	1	2
ART1	2	2	•	•	•	•	•	•	•	•	•	•
ART2	2	2	•	•	•	•	•	•	•	•	•	•
BCRPRP	2	2	•	•	•	•	•	•	•	•	•	•
CIRPRP	2	2	•	•	•	•	•	•	•	•	•	•
IIONP	2	2	•	•	•	•	•	•	•	•	•	•
KONN	2	2	•	•	•	•	•	•	•	•	•	•
FCLM	2	2	•	•	•	•	•	•	•	•	•	•

- 1 NUMBER INCLUDES BIAS
- 2 NUMBER ARE NEURONS
- 3 SOME LAYERS ALLOW CONTINUOUS VALUES
- 4 CHANGES INDICATE WEIGHTS ADJUSTED TO CONVERGE TO AN APPROXIMATE RESPONSE
- 5 INITIALS INDICATE WHETHER AN INITIAL IS APPLIED

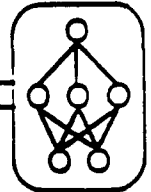
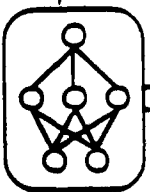
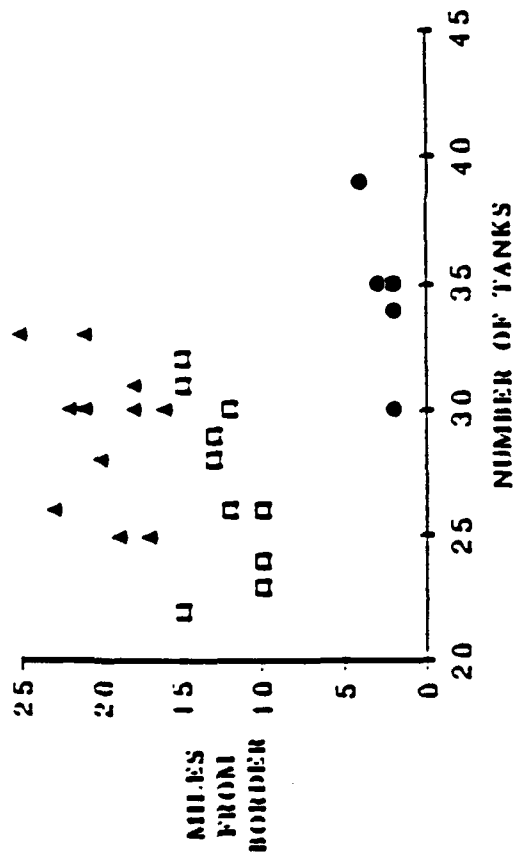
Figure 2.3-3 Neural Architectures and their Properties



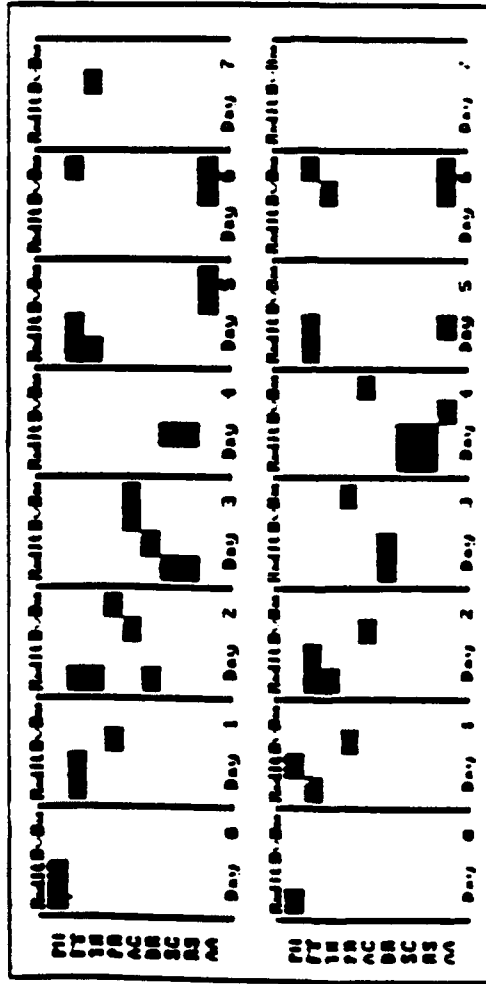
CONNIE

INDICATIONS ANALYSIS

RUN # 1

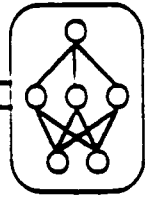
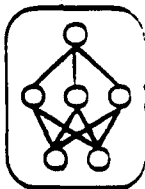


CONNIE

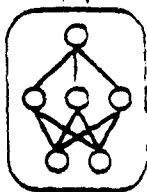


Event Code	Event
PII	Phone Call
FLI	Finger Field
FLK	Finger Field
PRP	Preparation
ACV	Activity
DRG	Drug
SEC	Security
RSR	Rest
AAI	Anti Aircraft

Location Code	Location
101	101
102	102
103	103
104	104
105	105



CONNIE

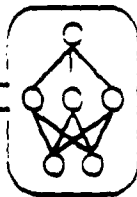


PH FT TK PR AC DR SC RS AA

Realit BuBa Realit BuBa Realit BuBa Realit BuBa Realit BuBa Realit BuBa Realit BuBa Realit BuBa

Enter Option (Set, Memorize, Learn, Test, Read, Write, Done) >

7 6 5 4 3 2 1



Database Query Support Processor
Technical Interchange Meeting

12 February 1992

Database Query Support Processor

Period: 25 July 91 - 31 July 93

Type: Fixed Price Incentive Fee Firm Target

RL/QSP LPM: P. McCabe

RL/PKRM: D. Masi

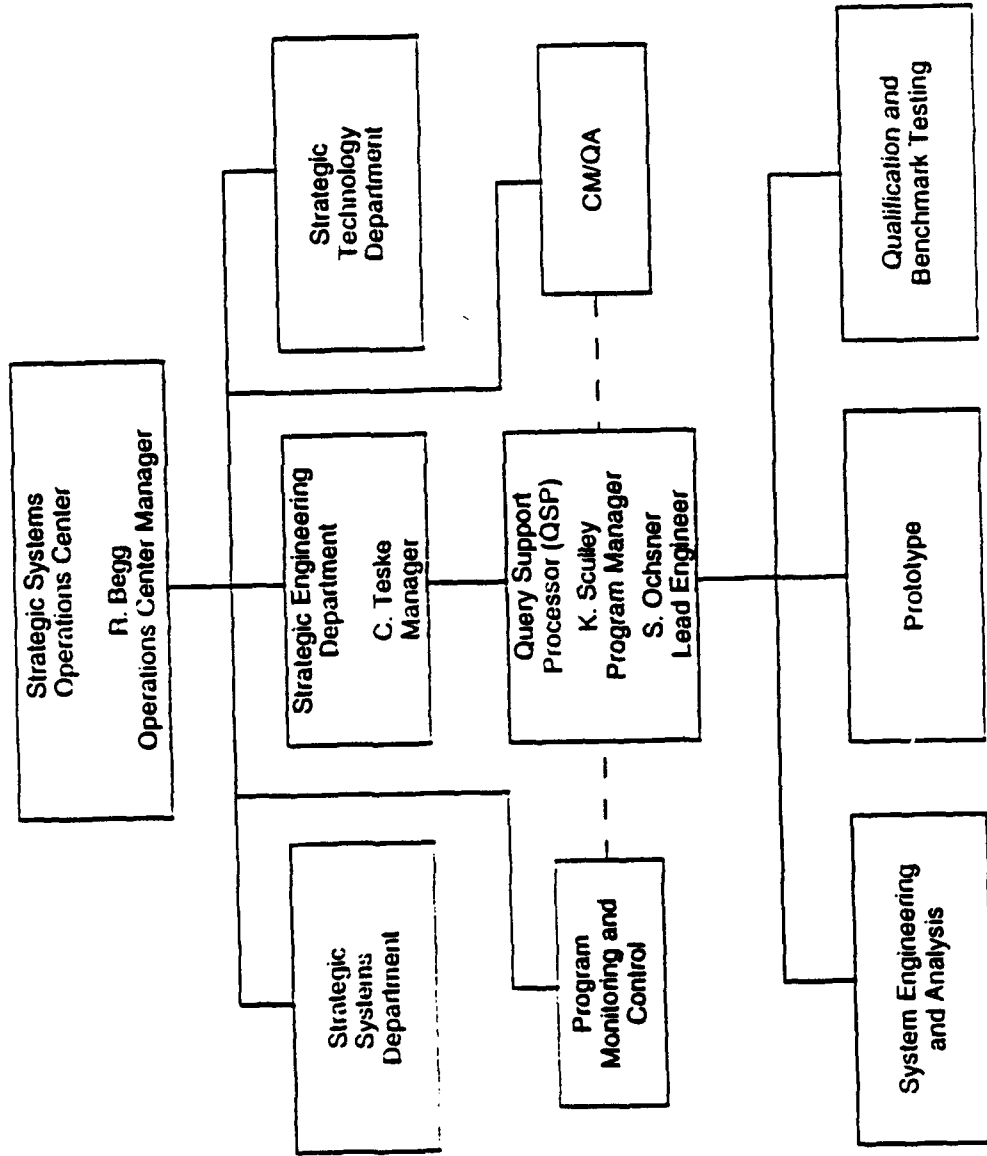
Contractors: PRC Inc. (Prime)
AOG Systems (Subcontractor)

Location: PRC Inc.
1410 Wall Street
Bellevue, NE 68005
(402) 293-3900

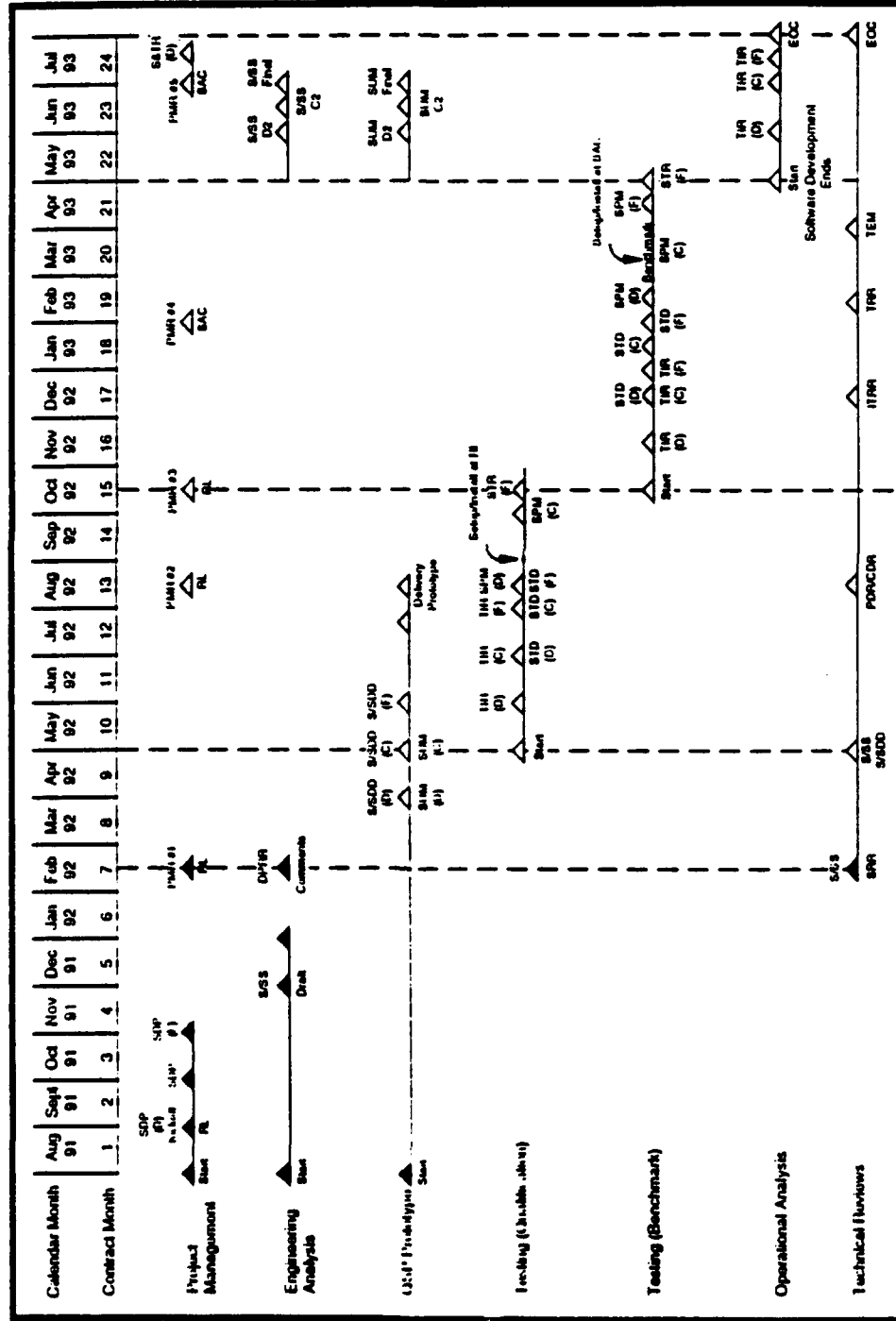
Project Manager: K. Sculley

Deliverables: QSP Software (None Proprietary, except DBMS)
DoD Std 2167a Documentation (S/SS, SRS, S/SDD, STD, SPS,
SPM, SUM, STR)
Technical Reports - Implementation Plan for IIPF and IDHS
Environments
Support Laboratory and Field Prototype Testing

QSP Organization Chart



Database Query Support Processor (QSP) Master Implementation Schedule



Milestone Legend

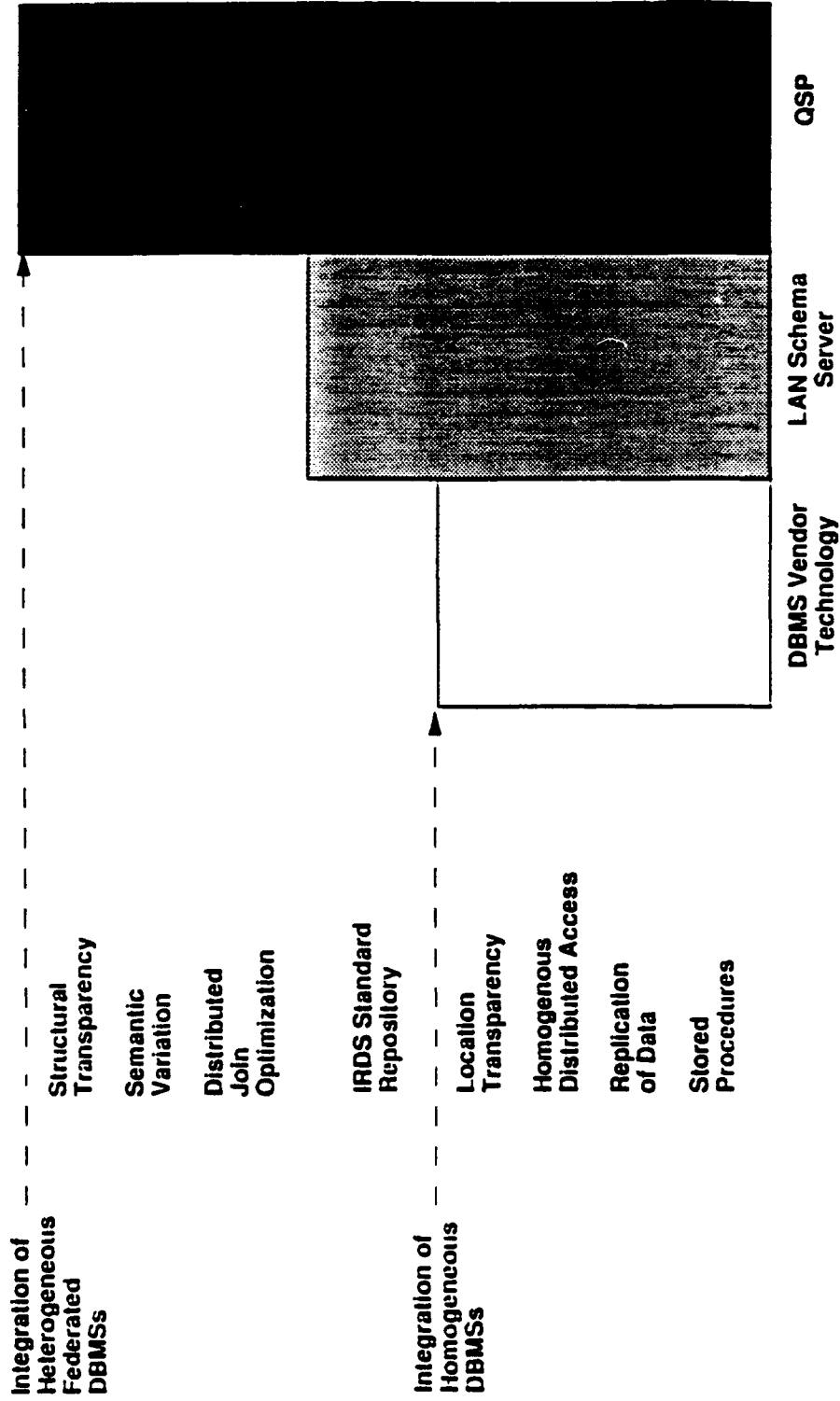
- Past:**
- ▲ Made
 - ▶ Missed or Improved
 - △ Projected to be made
 - ▷ To Be Missed or Improved
- Future:**
- △ Projected to be made
 - ▷ To Be Missed or Improved



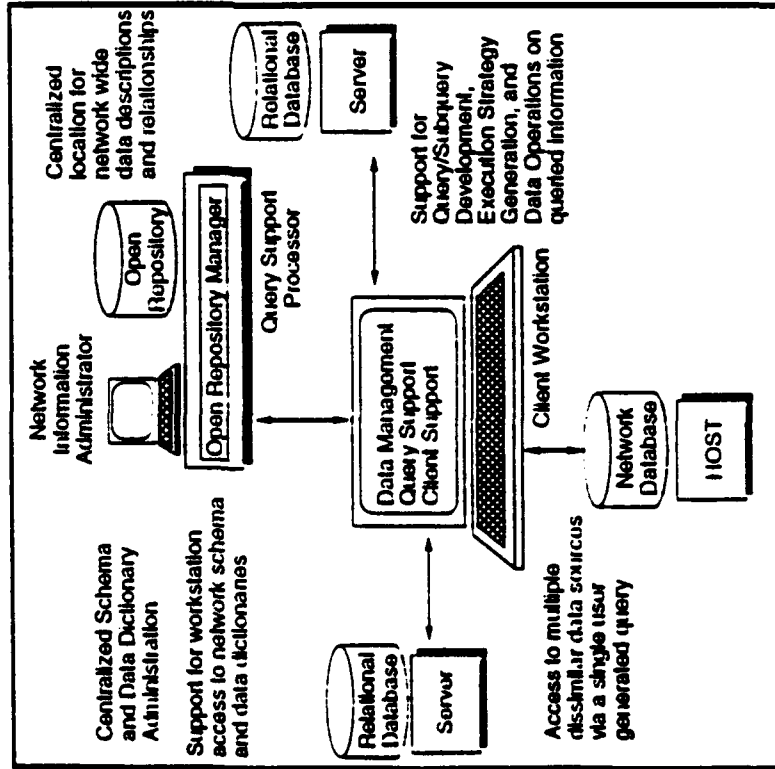
Database Query Support Processor (QSP)

- Provides an integrative solution to the problem of data access in an existing environment of federated databases
- Provides expanded query access for both ad hoc and application users with a minimum impact on current operations
- Based on the Information Resource Dictionary Standard (IRDS) for repository systems
- Built upon the work of the LAN Schema Server (LANSS) project which was previously sponsored by Rome Laboratory

QSP Overcomes Data Access Barriers in Existing Environments



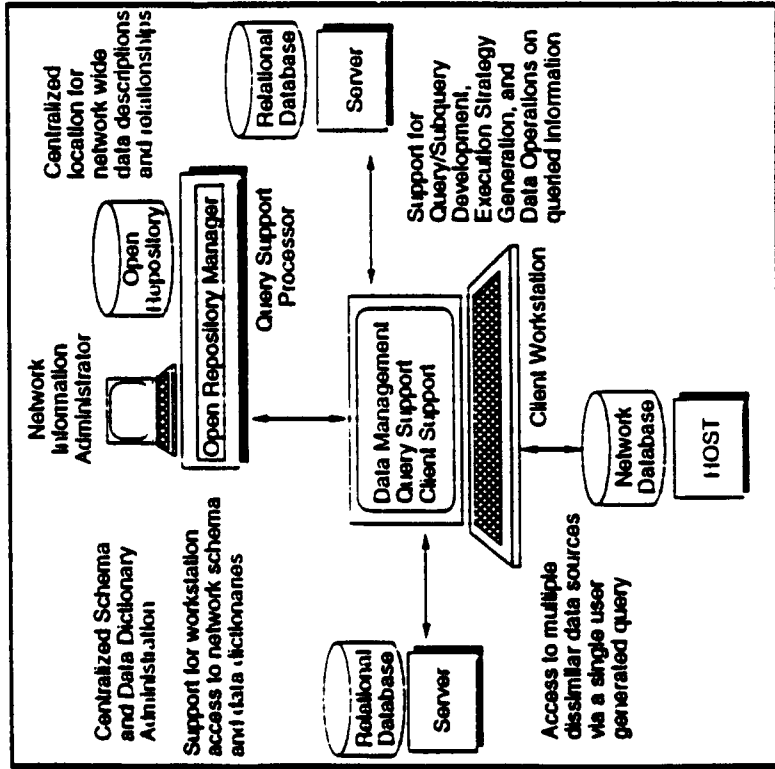
PROJECT DESCRIPTION: Database Query Support Processor



Functional OVERVIEW:

- Utilizes the IRDS standard in the Open Repository Manager (ANSI X3.138-1988)
- Capability to manage information from dissimilar databases and present uniform views of data independent of location
- Transparent access to multiple heterogeneous databases
 - Location (Node, Database)
 - Structure (Relational, Network)
 - Language (SQL, ADS/O)
- Allows for changes in database schema without forcing database application changes
- Centralized management of database schema and data dictionary information (metadata)

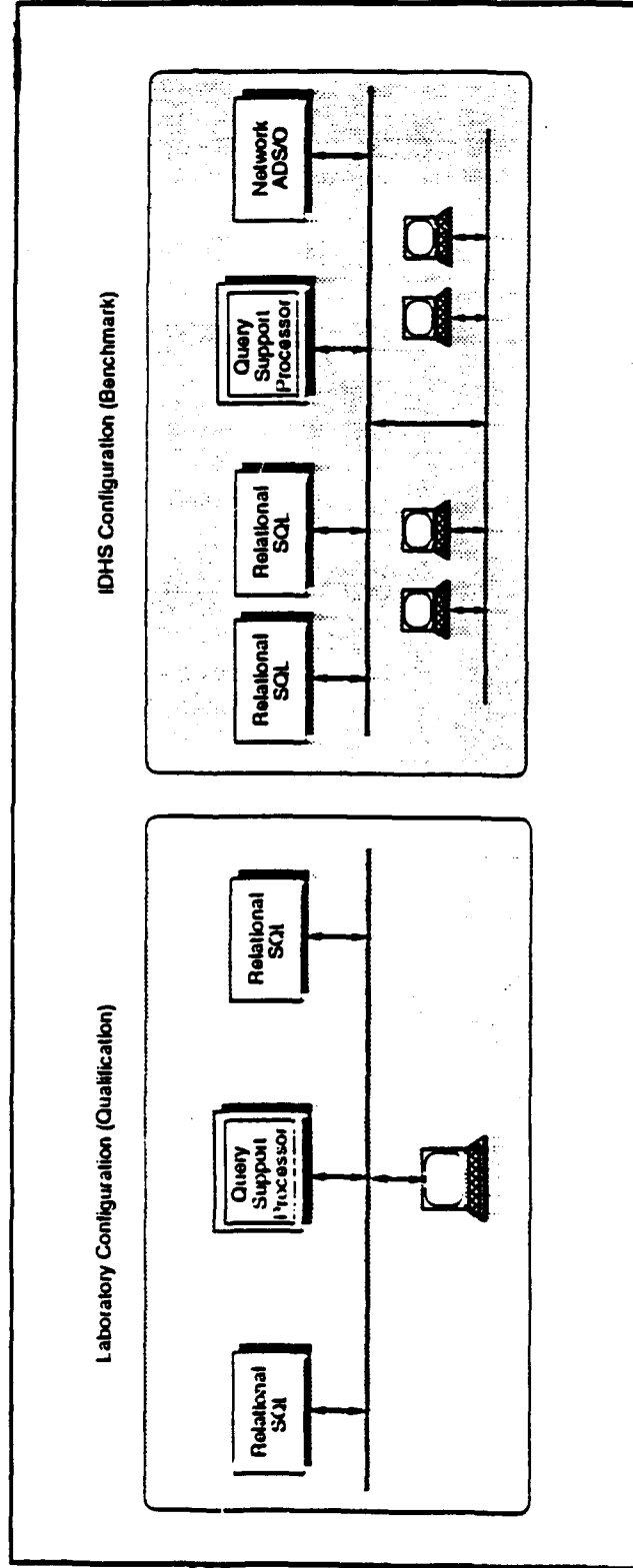
PROJECT DESCRIPTION: Database Query Support Processor



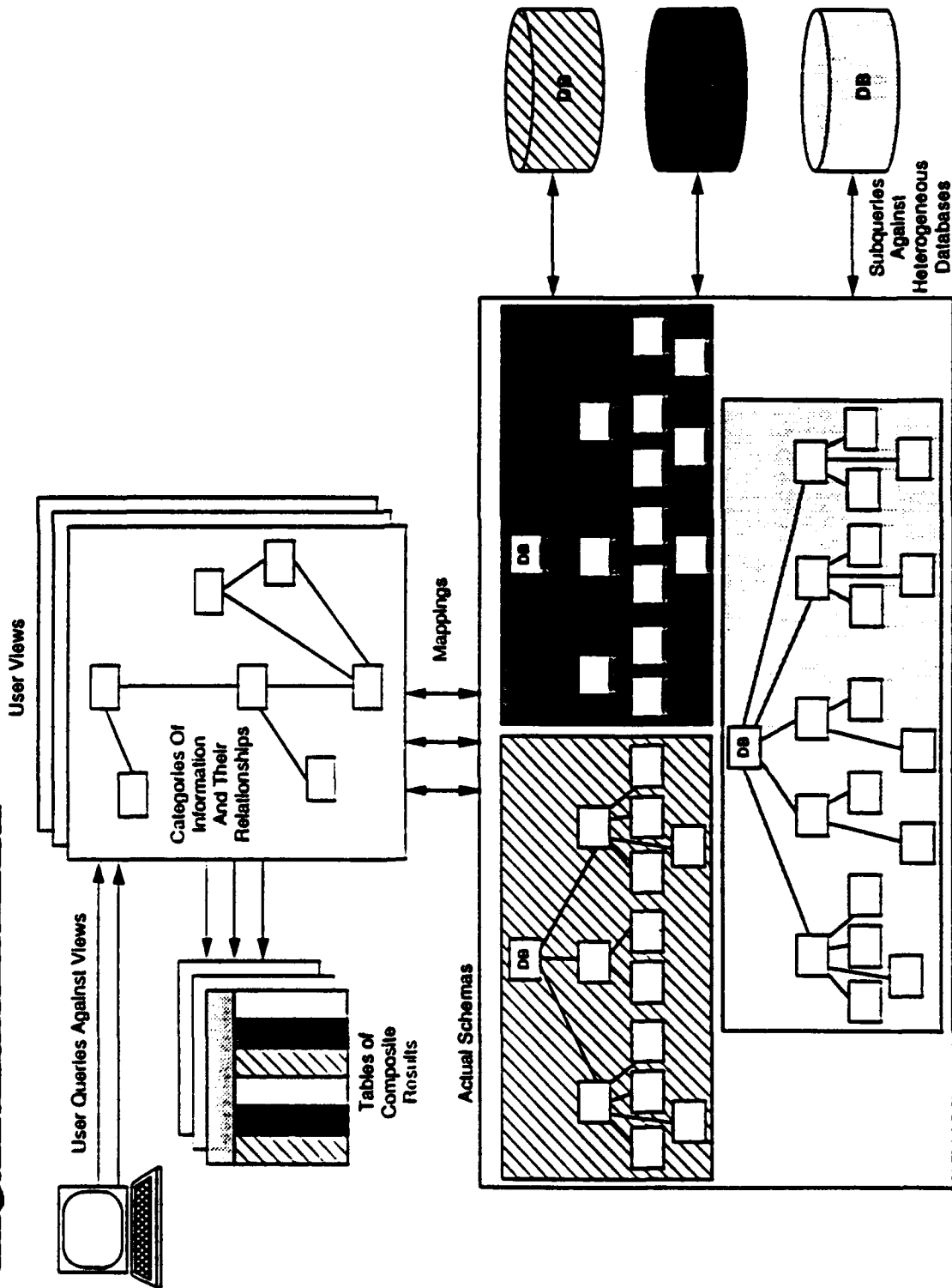
Functional OVERVIEW (con't):

- Centralized administration of network wide data elements and relationships
- Client support for query development
 - Query analysis and validation prior to execution
 - Automatic subquery generation
 - Join optimization
 - Generation of execution statistics for analysis
- Data operations to merge information from multiple sources via cross system joins
- Provide logical views of network data environment by individual user or group of users

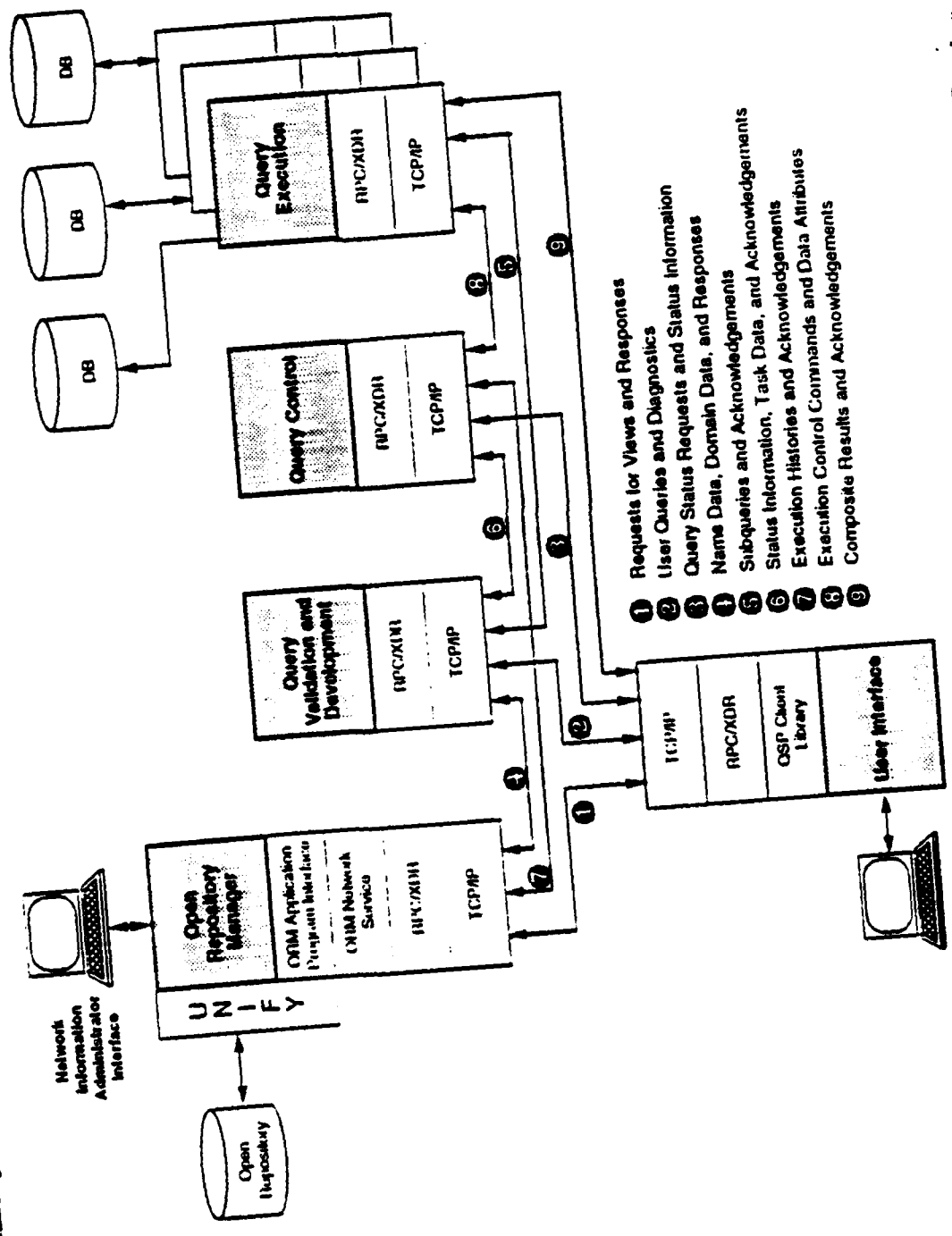
QSP Functional Environment



Logical View of QSP



QSP Physical View

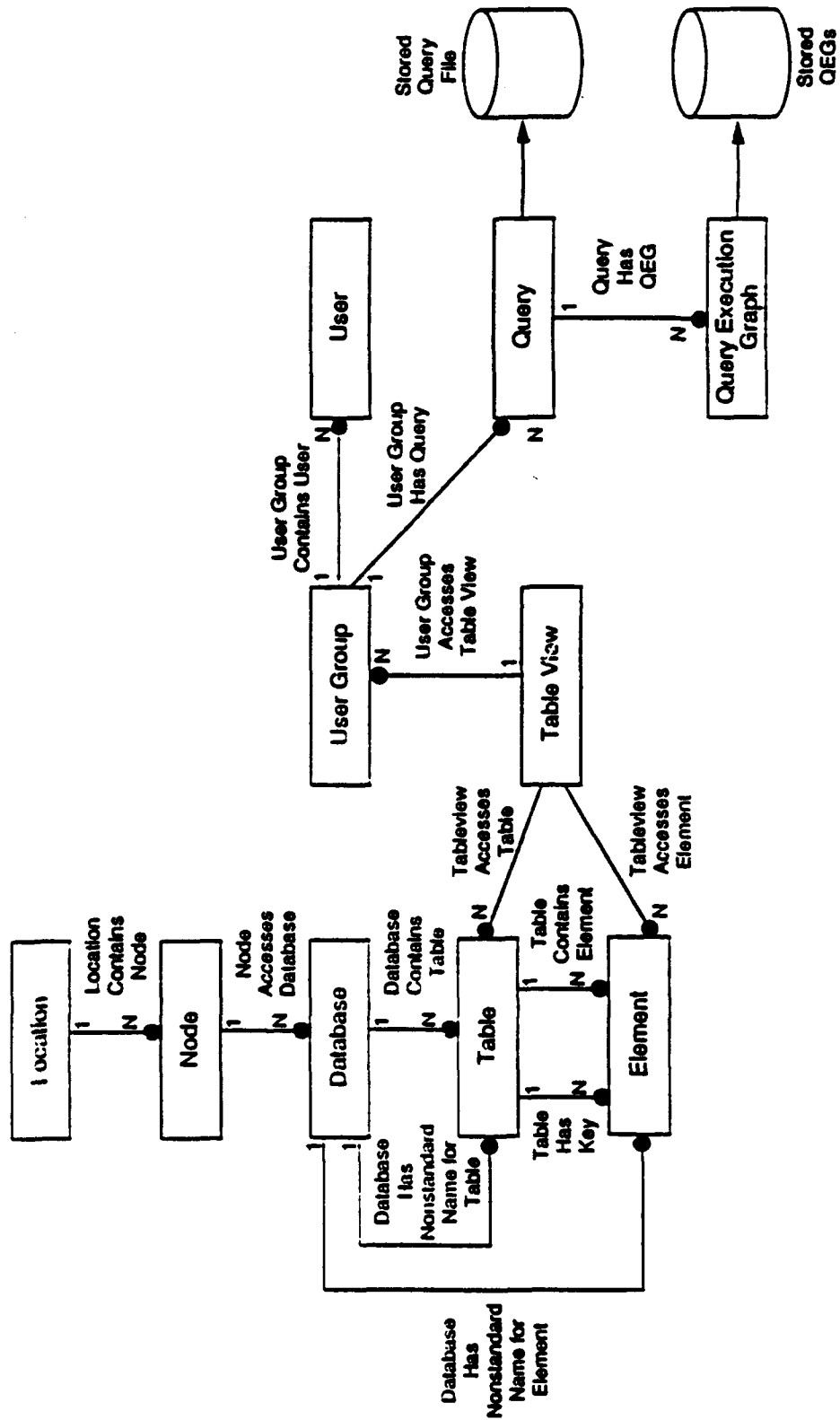


Strategic Systems Operations Center

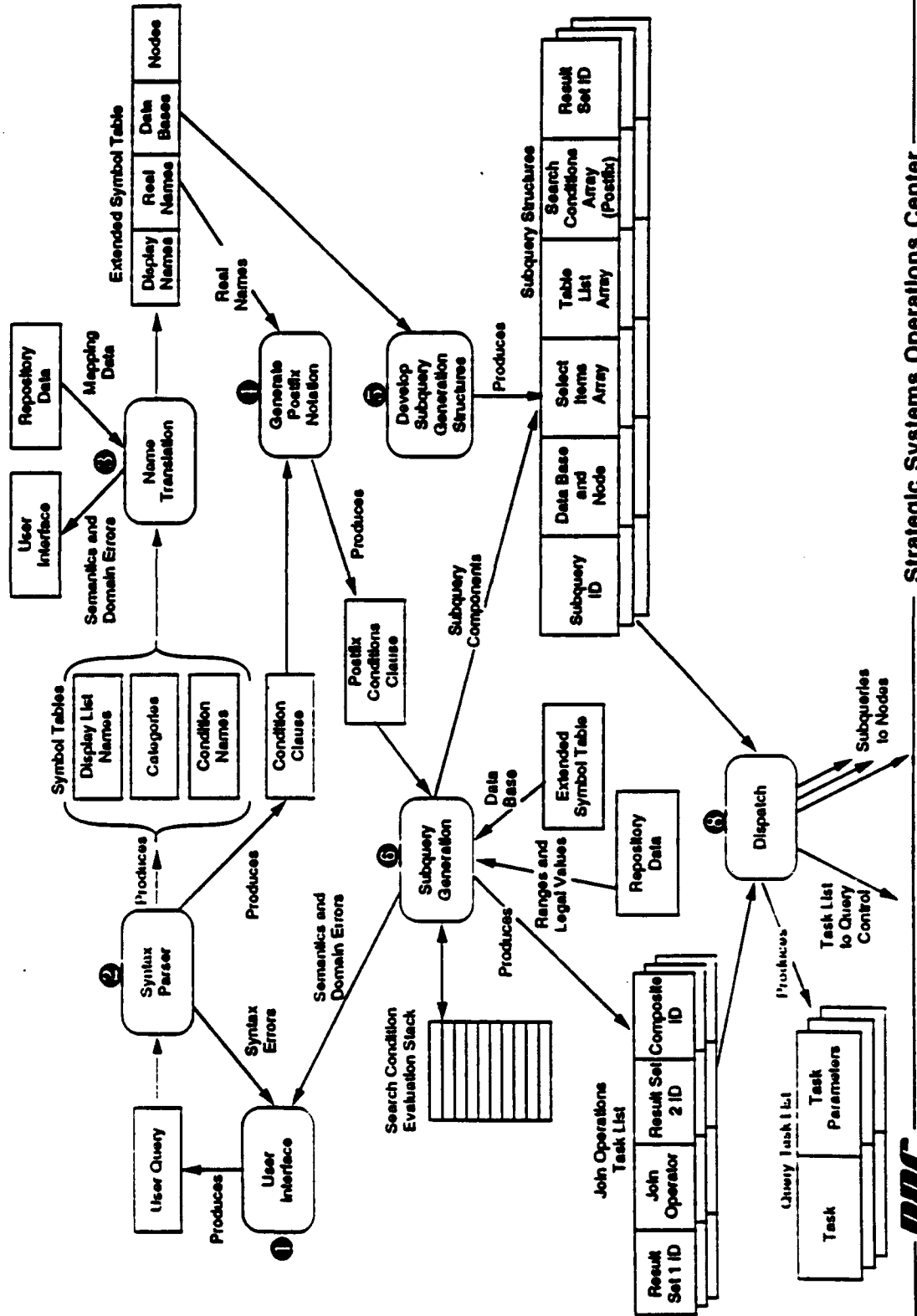
QSP Network Information Administration Capabilities

- Definition of QSP users and user groups
- Definition of table views to control user access to distributed data
- Definition of database schemas as a single repository managed information model
- Resolution of synonym and homonym ambiguities
- Definition of legal value parameters for elements
- Definition of information categories which may span tables or databases but are presented to the user as a related set of elements

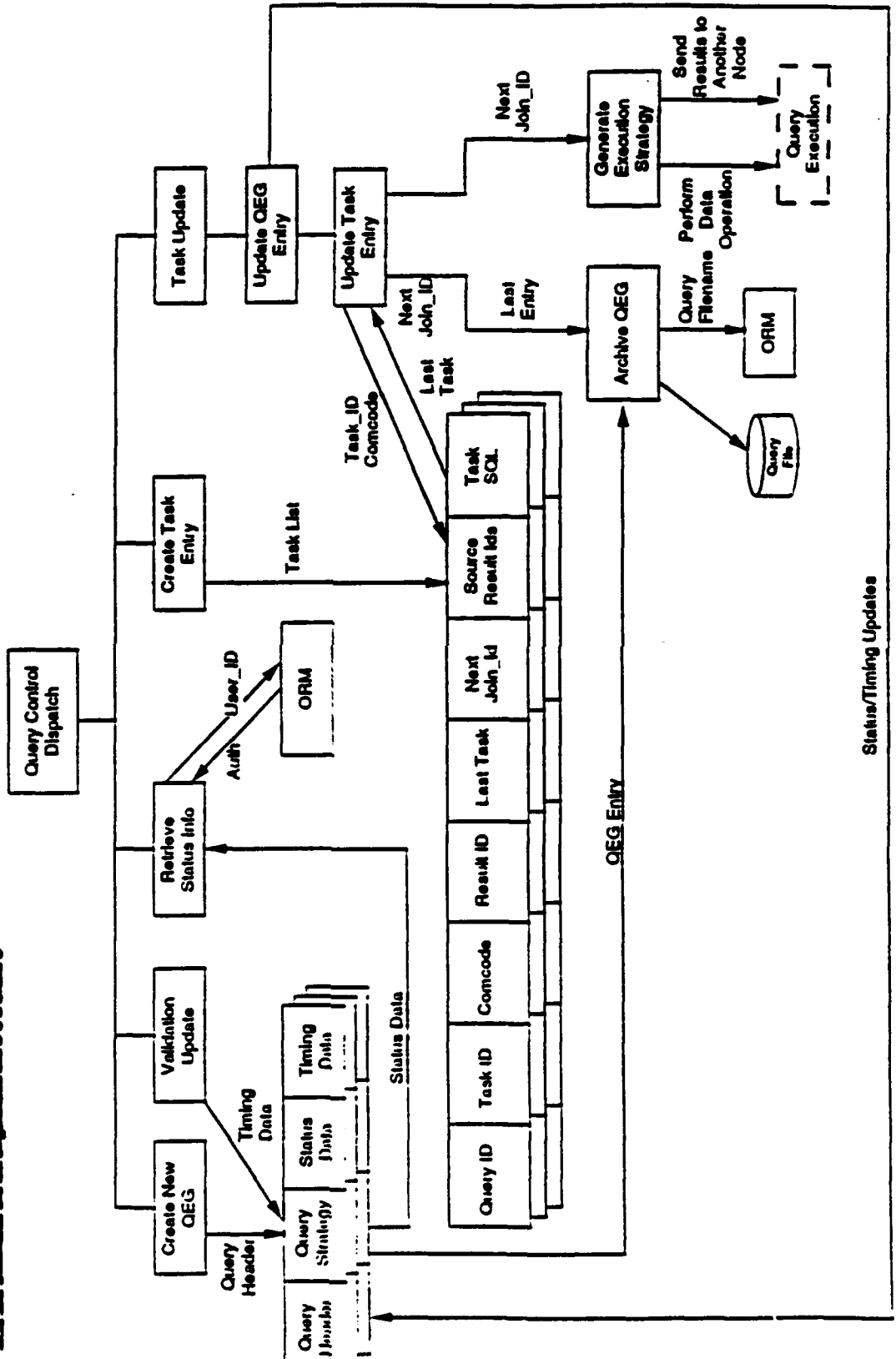
QSP Open Repository Schema



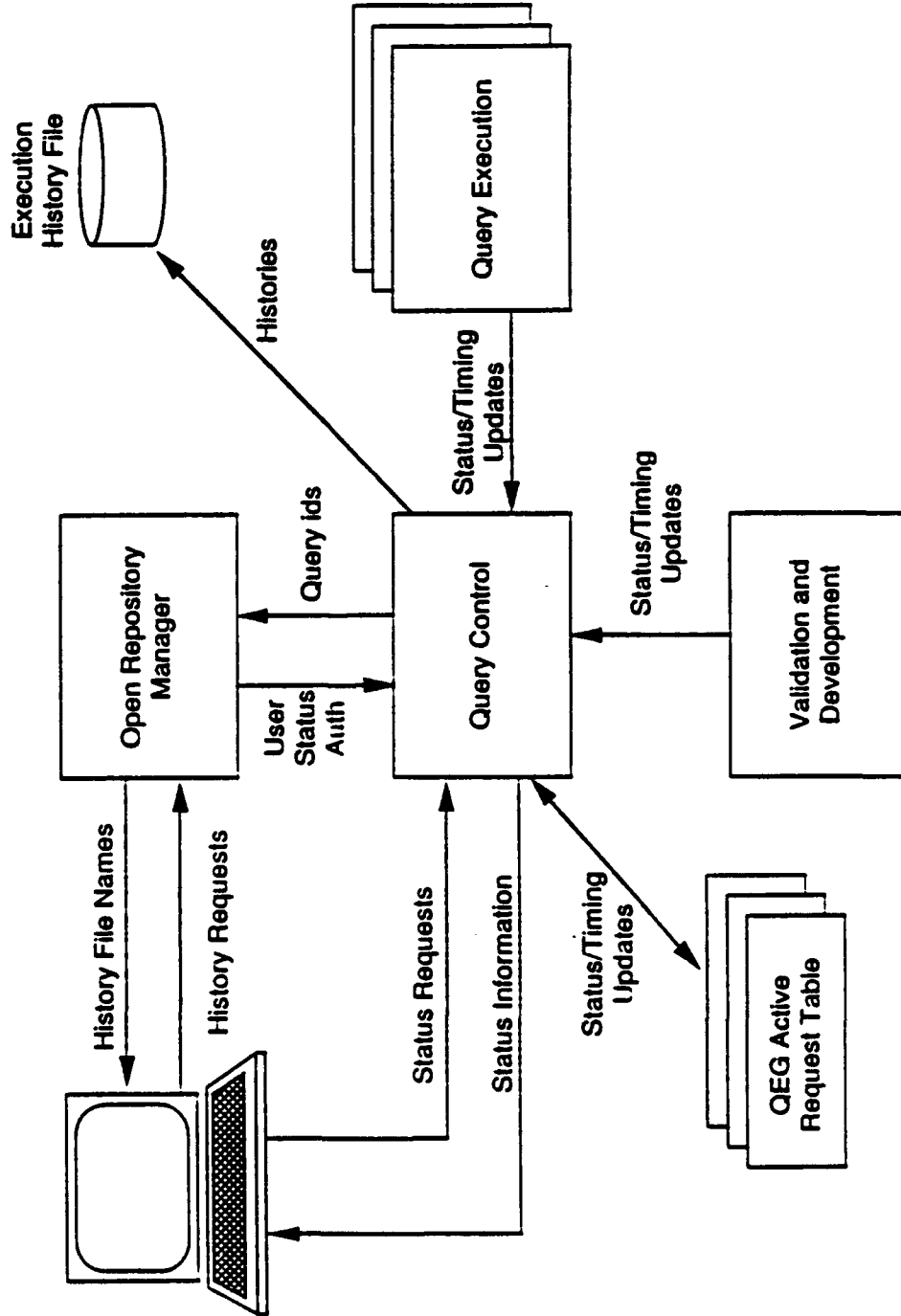
QSP Query Validation and Development



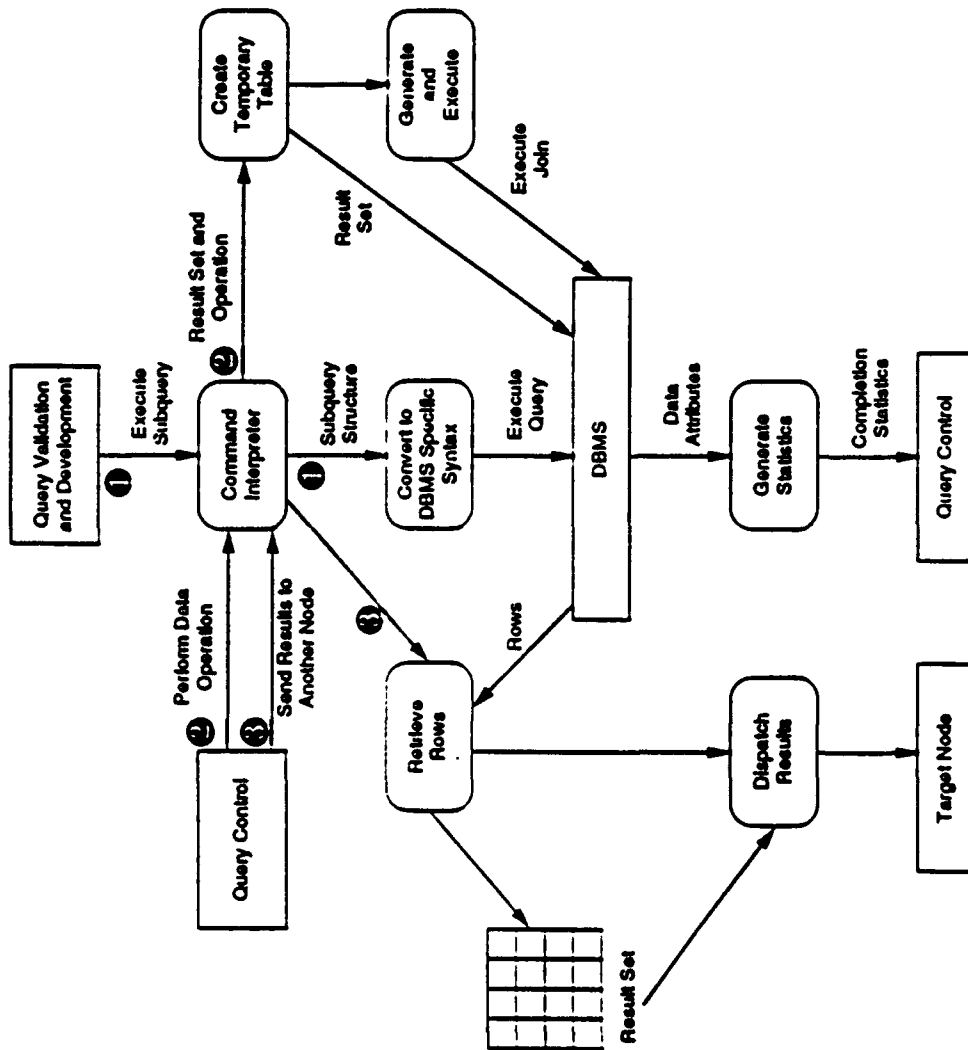
QSP Query Control



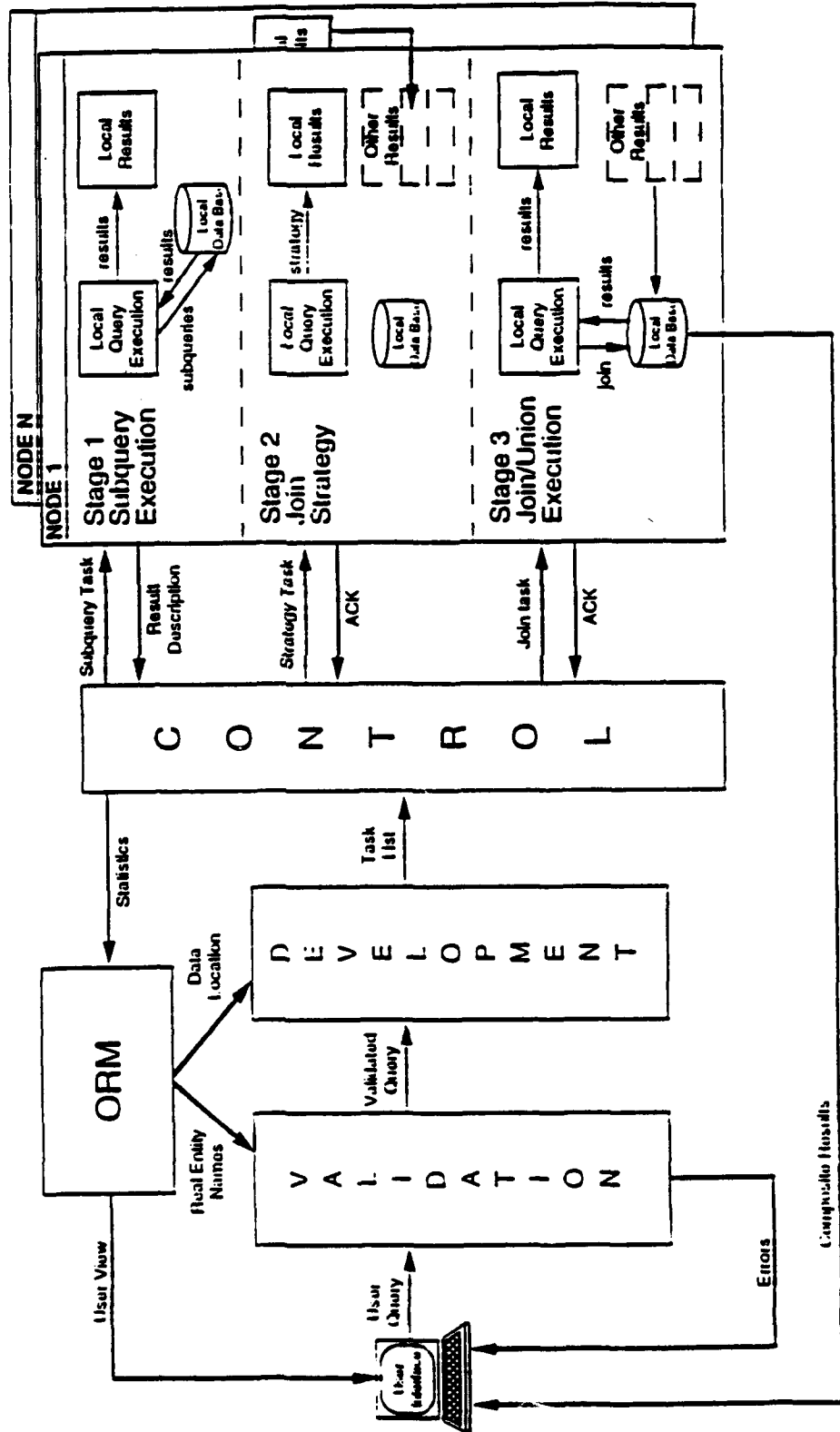
QSP Monitoring and Statistics System



QSP Query Execution



QSP Query Processing



Summary

- Based on an IRDS standard schema server
- Provides distributed access solution for federated environments where information integration is required
- Allows user queries to be generated against a logical view of the network database environment
- Organizes user views by categories of information rather than physical tables
- Maps user views to actual database schemas regardless of structure
- Derives subqueries from the original query and performs translation to actual database schemas
- Performs cross-system joins according to optimized join strategies based on subquery result size
- Returns a single composite result table

**COOPERATIVE
KNOWLEDGE BASE
ARCHITECTURE
(CKBA)**

**Brandon L. Buteau
PRC**

Agenda

- Project objectives
- Architecture
- Communication framework
- Knowledge exchange language
- Current status
- Discussion of ICD

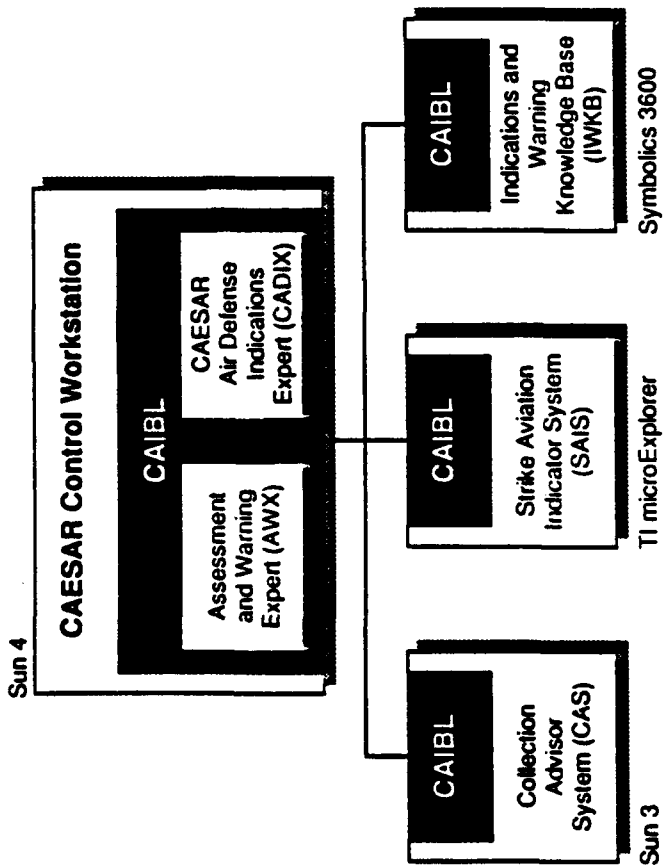
• • • • •

Project Objectives

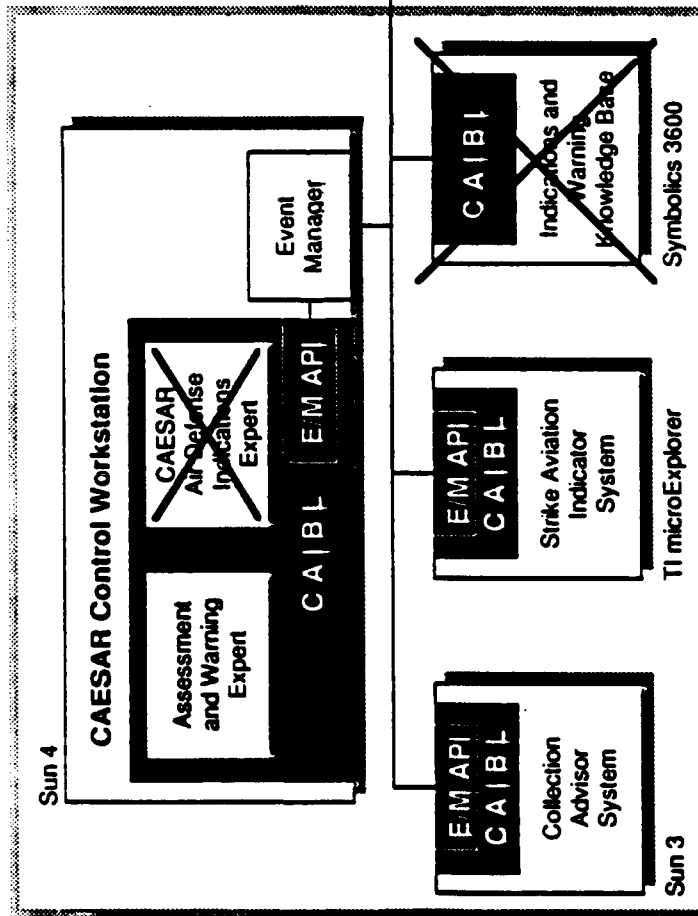
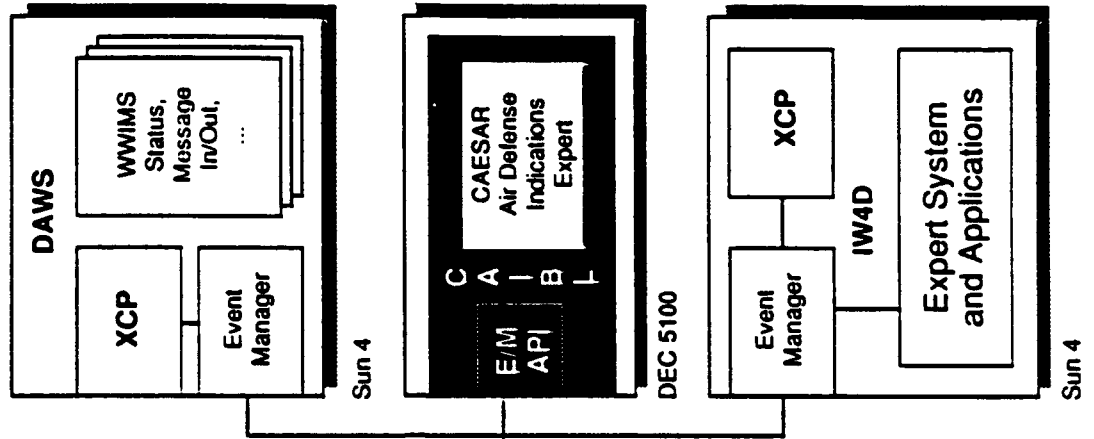
Extend results of prior research from the CAESAR project to include:

- Increased portability of communication facilities
- Development of a generic interface gateway
- Integrate new expert systems, IDHS software, hardware
- Improve existing CAESAR systems
- New scenario development

CAESAR Technology Baseline



CKBA Architecture



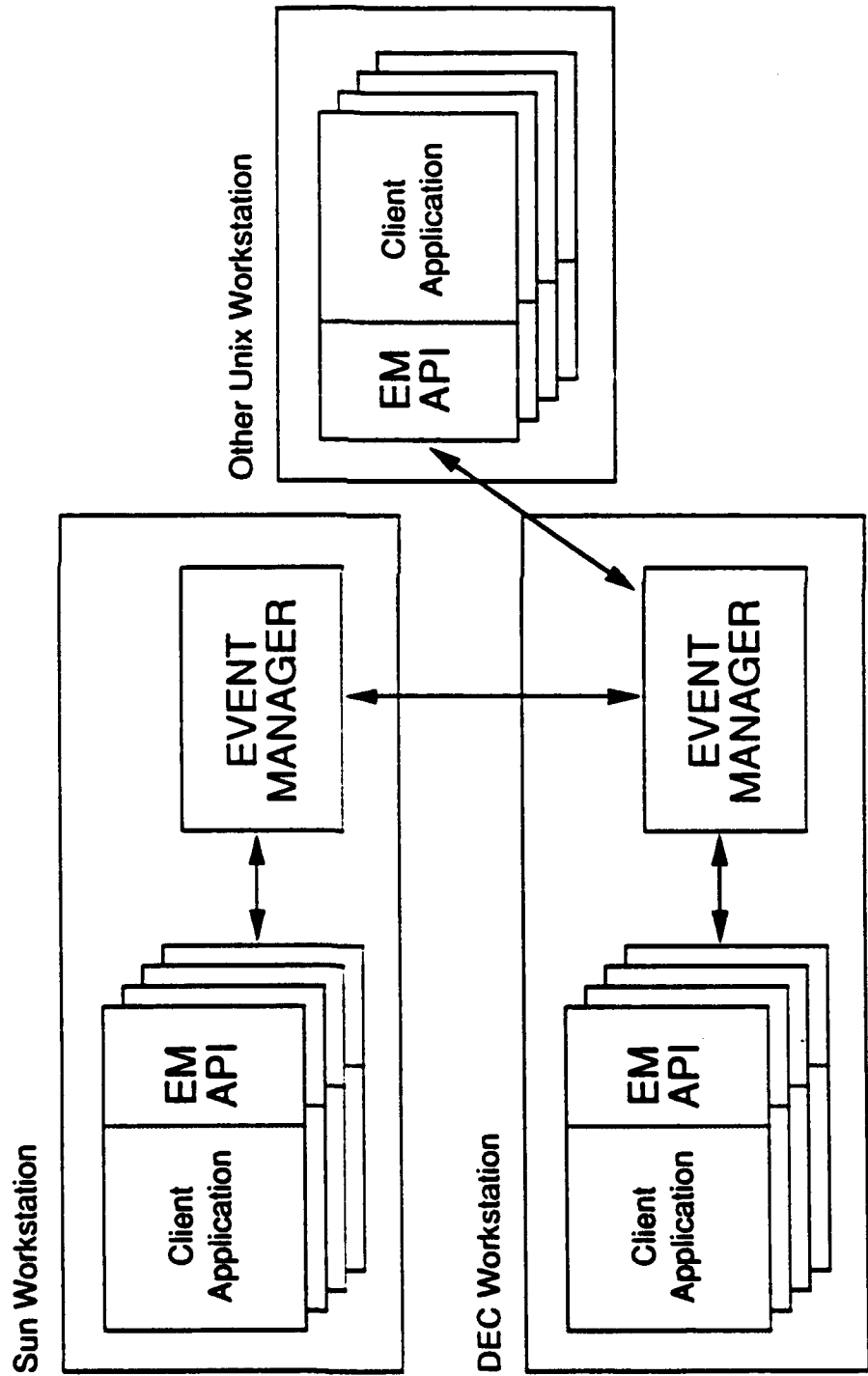
Existing CAESAR Architecture



Event Manager

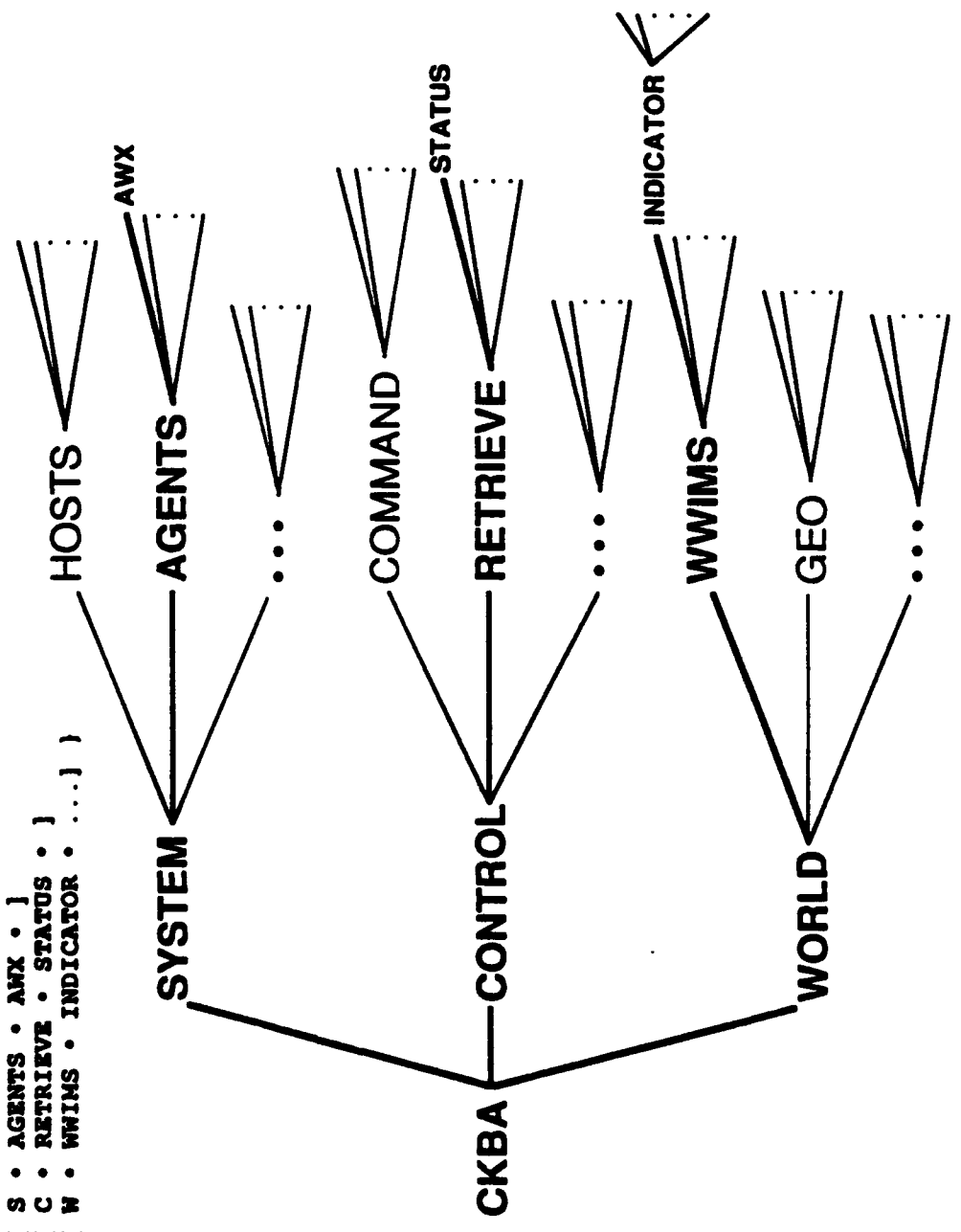
- Distributed interprocess communication via a publish and subscribe paradigm
- IP socket-based communication between Event Managers and client applications
- Variable-size, opaque event structures containing world or system data
- Event domains, signatures, and subscriptions

Event Manager Concept



Event Namespace

```
( [ S . AGENTS . AMX . ]
  [ C . RETRIEVE . STATUS . ]
  [ W . WWIMS . INDICATOR . ... ] )
```



• • • • •

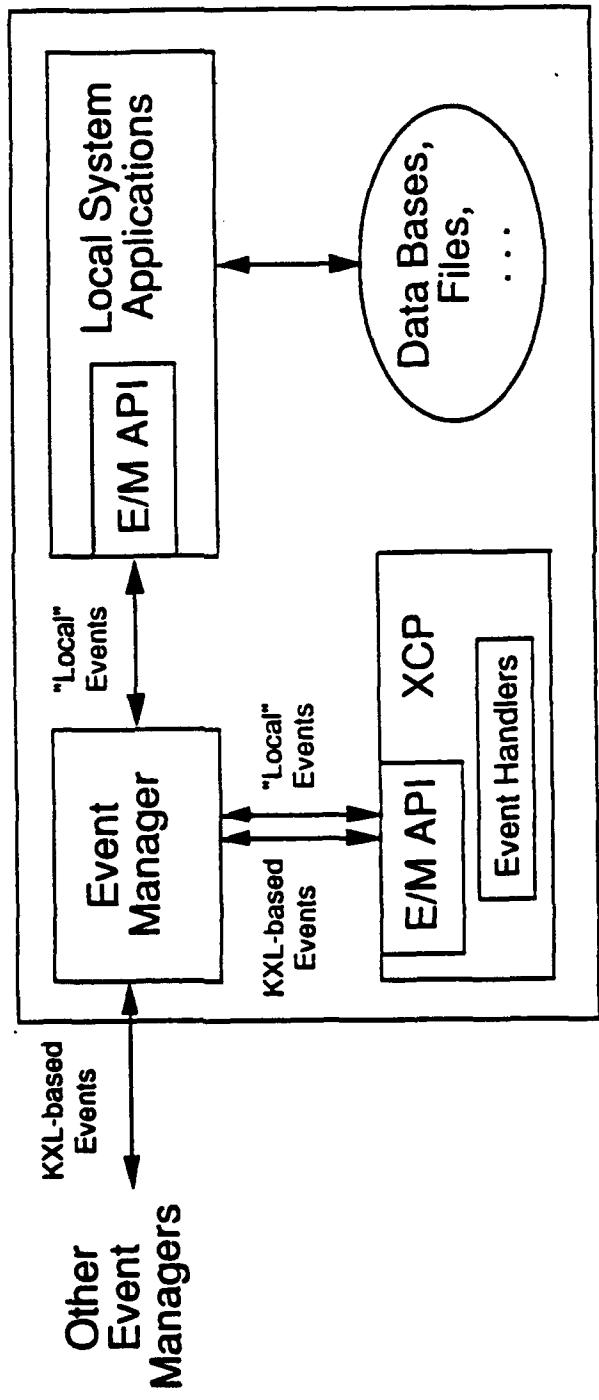
Event Manager Application Program Interface (API)

- InitEvents
- TerminateEvents
- WaitNextEvent
- PostEvent
- ChangeSubscription
- ChangeSubscriptionDomain
- ChangePostingDomain
- SetEmOptions
- Signature utilities

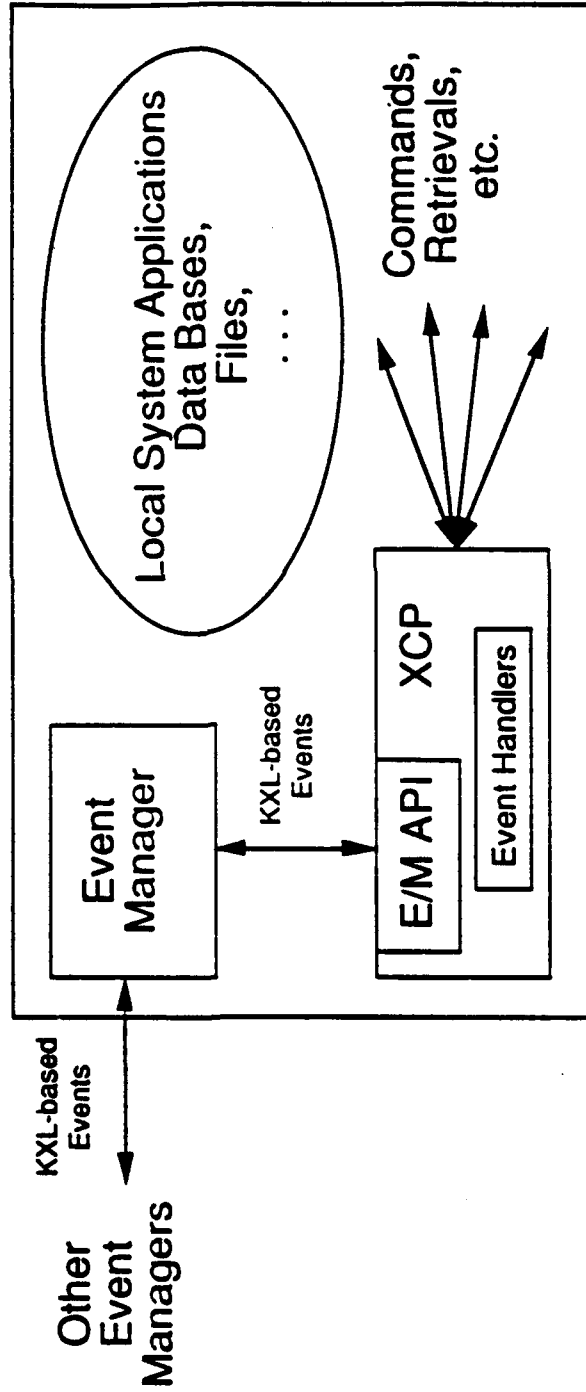
Expert Communication Process (XCP)

- Data normalization across heterogeneous platforms
- Translation services across heterogeneous knowledge representations
- Filtering services for more flexible subscription
- Control services for client surrogates
- Standalone process or callable library
- Dynamically constructed event handlers
- Event expression through a knowledge exchange language (KXL)

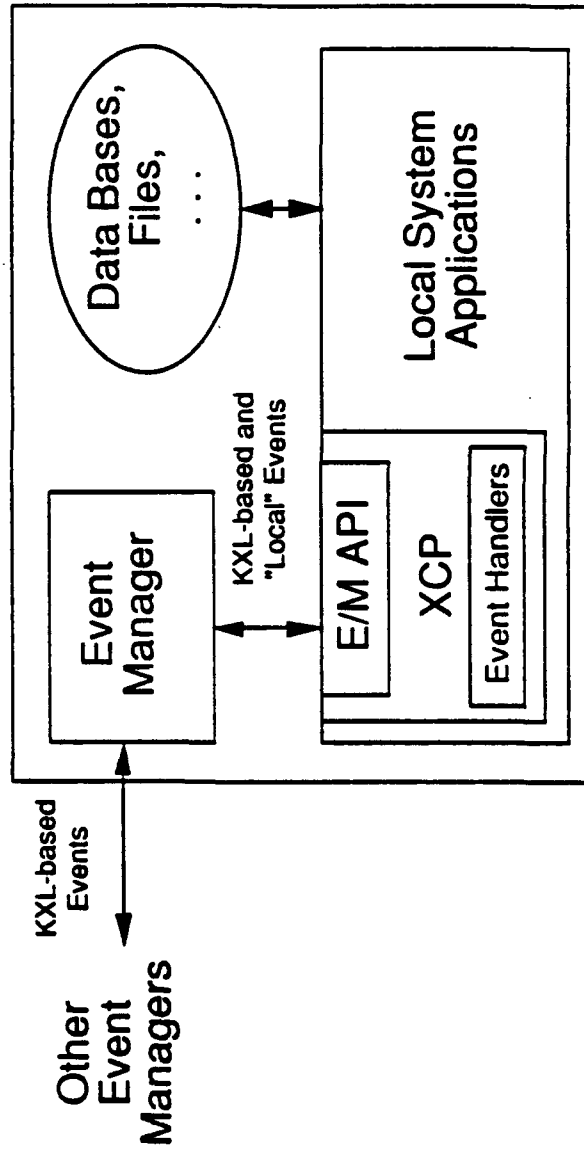
XCP as a Network Event Translator



XCP as a Surrogate Client



XCP as an Embedded Event Handler



XCP API

- MakeEventHandler
- HandleEvents
- SuspendHandler
- ResumeHandler
- ParseKXL
- BuildKXL

KXL Requirements

- Facilitate real-time sharing of knowledge between cooperating expert systems
- Focus on knowledge that can be usefully shared
- Avoid contextually-dependent knowledge and predefined domain structures
- Recognize similarities among principal knowledge representations
- Reduce domain knowledge to two forms: objects and relations
- Explicitly represent control knowledge

KXL Encodings

- Transmission encoding — expresses KXL forms moving from one local environment to another
- Print encoding — expresses KXL forms in a human-readable fashion
- Local encoding — expresses KXL forms in a representation suitable for manipulation within a local environment

KXL Values

- Symbolic
 - Null — **NIL**
 - Boolean — **T**
 - String — **"FOO"**
 - Atomic — **FOO**
- Numeric
 - Integer (Long and Multiple) — **13452349**
 - Float (Single and Double) — **2.345567E+1**
- Special
 - Opaque — **FF00131A0000A4F0**
 - Default — **v**
 - Pattern Variable — **?x**
- Compound
 - Lists — **(FOO 1 "A string")**
 - Arrays — **[6 145 137 NIL]**

PRC _____

KXL Domain Knowledge — Objects & Classes

**ObjectForm ::= (OBJ DeclaredEntityID
[CLS EntityID]
[DSP DisplayString]
[ATT AttributeList]
[REL EntityRelList]
[HYP HypothesisID]
[CER CertaintyValue])**

**ClassForm ::= (CLS DeclaredEntityID
[DSP DisplayString]
[ATT AttributeList]
[REL EntityRelList]
[HYP HypothesisID]
[CER CertaintyValue])**

KXL Control Forms

- **Commands** — for achieving a side effect
- **Retrievals** — for ad hoc acquisition of information
- **Monitors** — for continuing information retrieval
- **Guidance** — for establishing task priorities
- **Responses** — for returning results
- **Information** — for notifying without commitment

KXL Command Syntax

**CommandForm ::= (CMD CommandType
ID IntegerValue
[PRM ParameterList]
[ABT IntegerValue])**

CommandType ::= KXLIdentifier

ParameterList ::= (ParameterForm {ParameterForm})

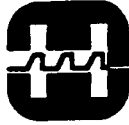
ParameterForm ::= (KXLIdentifier KXLValue)

Complete KXL Form

```
(CTL (RSP (RTR 15)
      ID 22
      DOM ((OBJ TRK-25
           CLS FLIGHT
           DSP "Track 25"
           ATT ((LAT "2345N")
                (LONG "12345W")
                (TYPE (CONDOR/A CONDOR/C)
                     (QTY (5 2)
                          ))
           SRC CADIX
           DIS (CCW)
           SIG (("W" "FLIGHT"))
           TIM ((TRANS "011705ZMAY91"))
           ONT CKBA-I&W
           VER 14)
```

Current Project Status

- CAIBL & CADIX port to DECstation
- Implementation of causal modeling for AWW
- Demonstration scenario
- KXL specification
- CAIBL / Event Manager integration
- XCP interfaces



HARRIS

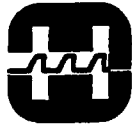
Government Information
Systems Division

Advanced Reasoning Theory Program

Rome Laboratory/IRDS
Technical Interchange Meeting

February 11-12, 1992

Jonathan Reed
Noreen Heyda
Harris Corporation

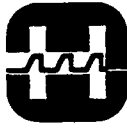


HARRIS

Government Information
Systems Division

Agenda

1. Program Objectives
2. Program Status
3. ART-based Message Understanding System (AMUS)
4. AMUS Demo



HARRIS

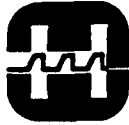
Government Information
Systems Division

Objectives

Continue the research and development of a new, general architecture for natural language understanding.

(general = not-brittle + multi-domain = 14+ technical issues).

1. Rename architecture from Cortical Thought Theory (CTT) to Advanced Reasoning Theory (ART).
2. Port ART algorithms/software from Symbolics to Sun/Unix.
3. Redesign system based on:
 - lessons learned during NTDG (e.g. dictionary),
 - PGIP specification.
3. Simulate/measure parallelism in NL algorithms.
4. Apply to Long Range Air messages.
5. Formally test.
6. Investigate addition of imagery/speech inputs.



HARRIS

Government Information
Systems Division

Status

1. Software development completed (for the most part).
2. Program has been "on hold" while awaiting approval of new SCIF.
3. Soon to begin development of LRA knowledge bases.

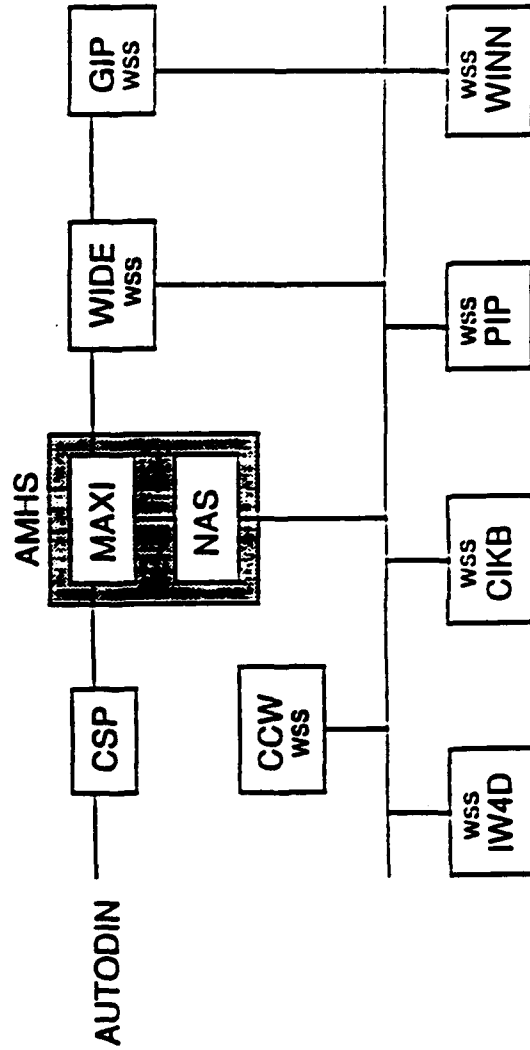


HARRIS

Government Information
Systems Division

IPAS 2000

- Intelligent Predictive Assessment System
- Rome Laboratory/IRD
- Complete, Integrated, Intelligence Data Handling System
- Open systems, standards, expert systems, message understanding

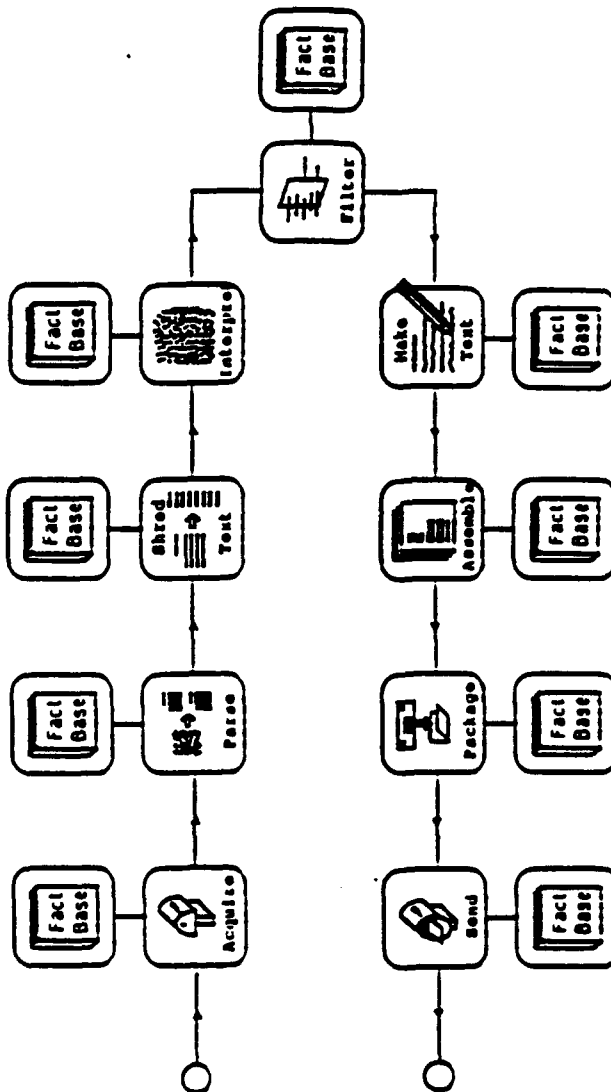




HARRIS
Government Information
Systems Division

GIP Architecture

- Generic Intelligence Processor
- Knowledge Systems Concepts
- Message Understanding
- Broad Interpretation: acquisition, parsing, NLU, packaging, etc.

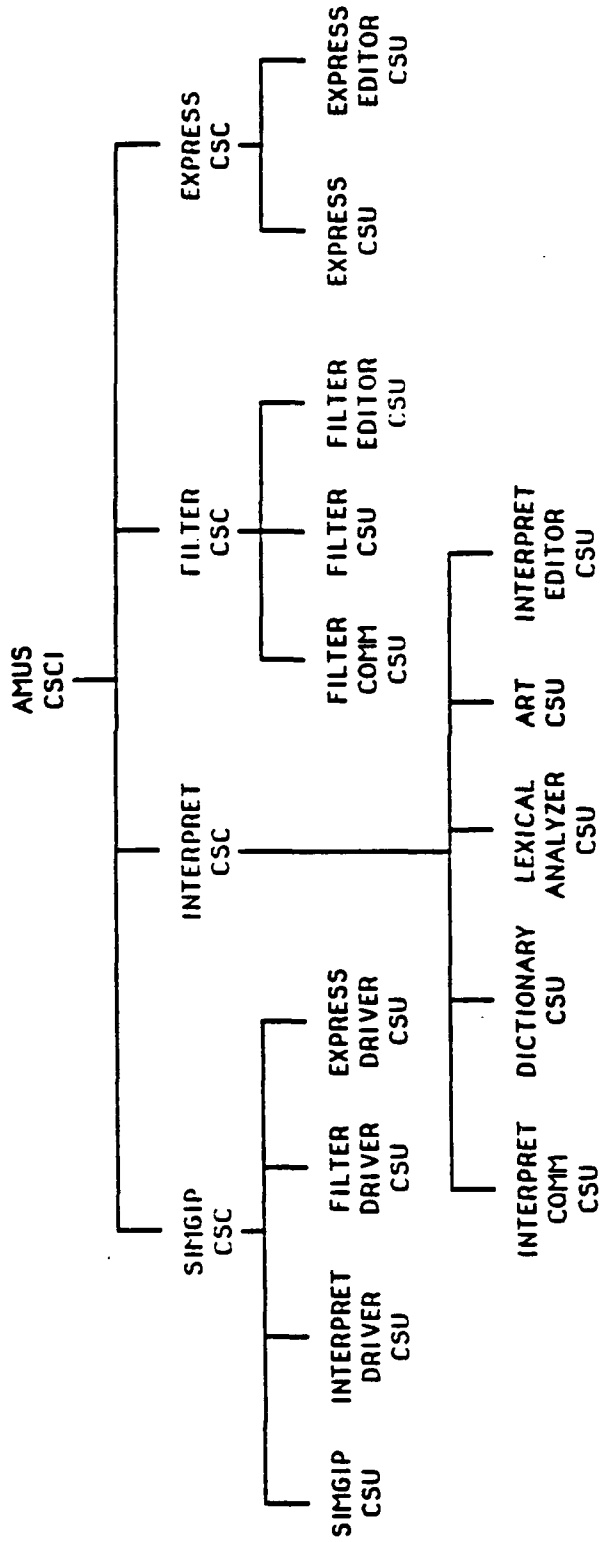




HARRIS

Government Information
Systems Division

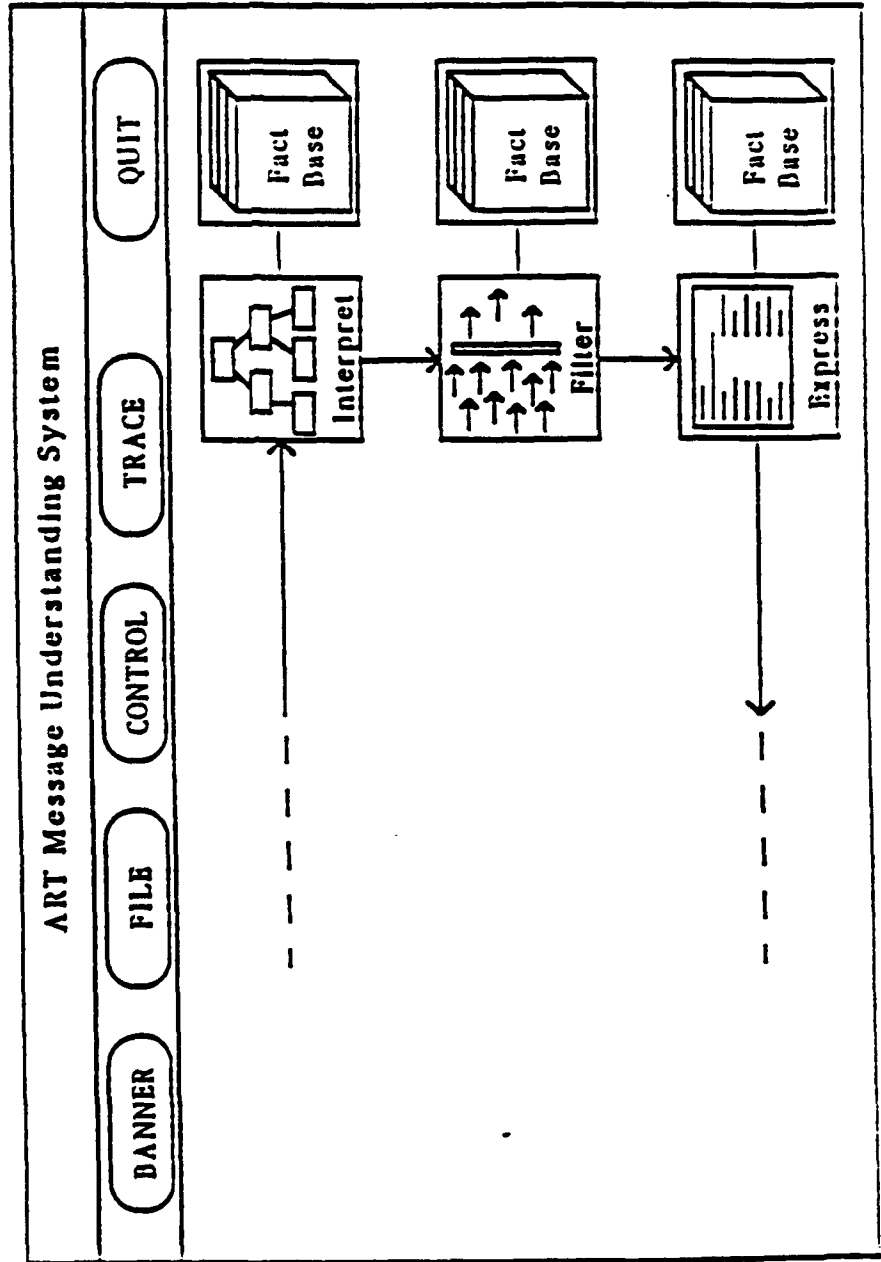
ART Message Understanding System CSCI Structure





HARRIS
Government Information
Systems Division

SIMGIP CSU



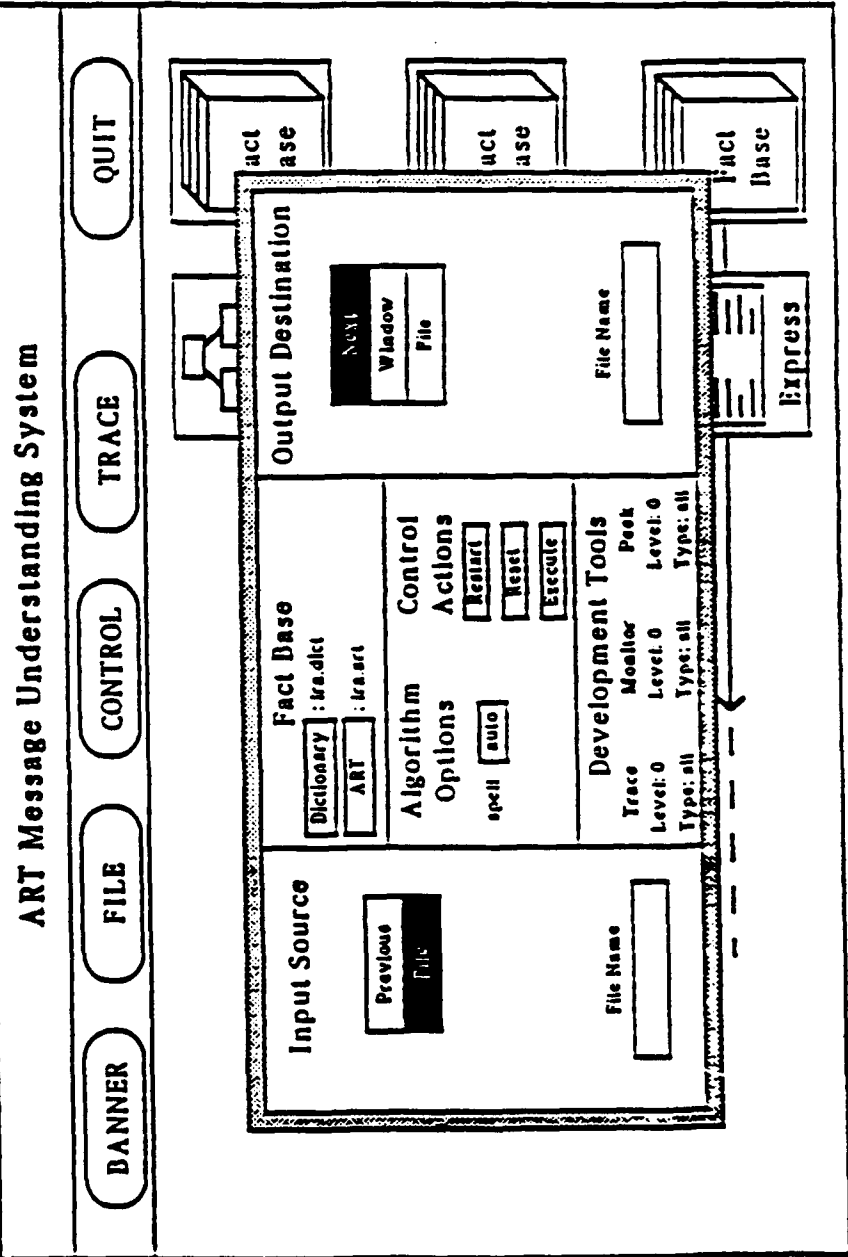


HARRIS

Government Information
Systems Division

SIMGIP CSU

After the Interpret Icon button is selected.

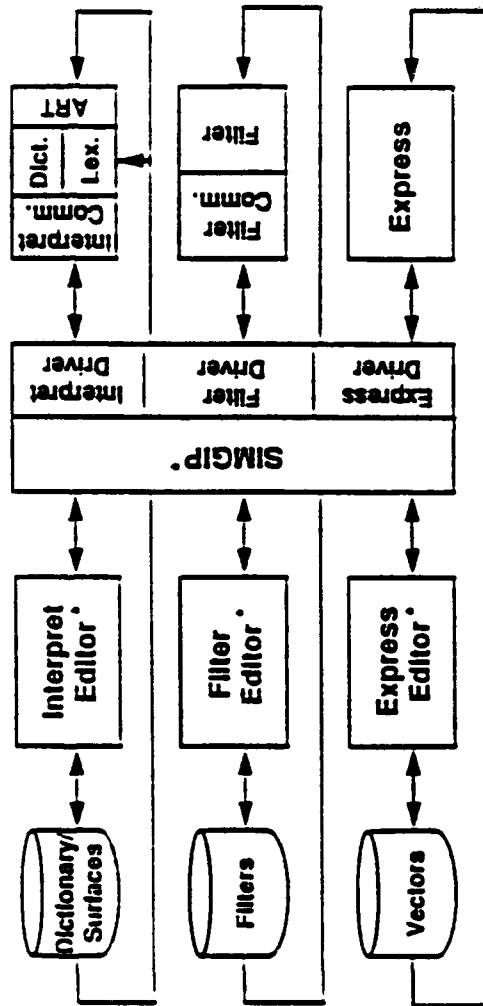




HARRIS

Government Information
Systems Division

ART Message Understanding System Architecture



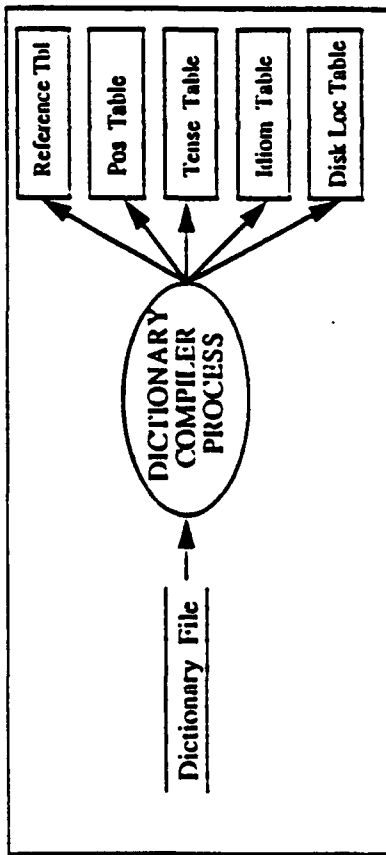
* Interfaces to user/developer.



HARRIS
Government Information
Systems Division

DICTIONARY CSU

- Dictionary entries follow *Webster's New World Dictionary*
- Five tables generated from the dictionary to be used in lexical analysis



Reference Table (RT) - Contains references to other words eg: "BUT: C SHE:B (4)."

Pos Table (PT) - Contains possible parts-of-speech of words

Tense Table (TT) - Contains the possible tenses of words

Idiom Table (IT) - Contains idioms

Disk Location Table (DLT) - Contains disk locations for dictionary entries



HARRIS

Government Information
Systems Division

DICTIONARY CSU

#AIR FORCE: n. 1 the aviation branch of a country's armed forces %class:military-branch

#BASE: n. 1 the thing or part on which something rests %class:foundation; 2 a headquarters or a source of supply %class:base; 3 any of the four markers a baseball player must consecutively touch to score a run %class:baseball base; -v. (based, basing) 1 to make a base for %event:locate; %agent:reasoning; %object:locomotive; -adj. (baser, basest) 1 located at %class:location;

#BEGIN: v. (began, begun, beginning) 1 to start doing, acting, etc. %event:initiate; %agent:locomotive; %object:event; 2 to originate %event:locate; %agent:event; %object:location;

#BUFF-C SEE: B-60.

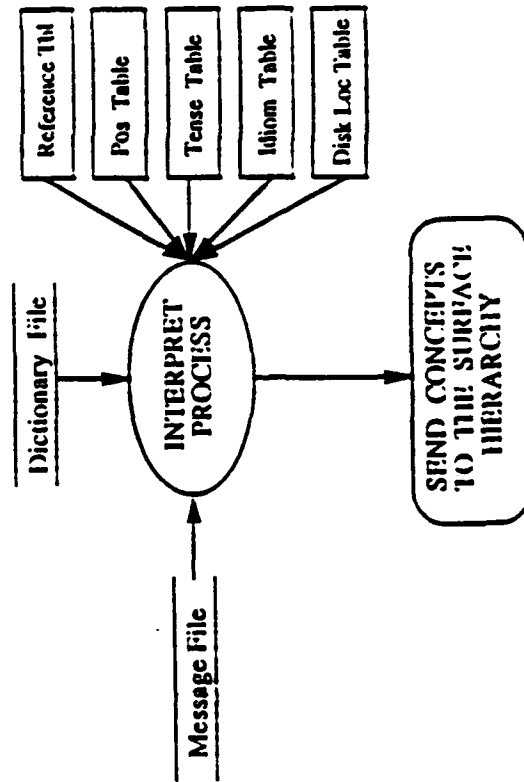
DISK LOCATION TABLE	PART-OF-SPEECH TABLE	TENSE TABLE	IDIOM TABLE
AIR BASE 55 BASED 55 BASING 55 BASER 55 BASEST 55 BEGIN 203 BEGAN 203 BEGUN 203 BEGINNING 283 ..	AIR BASE BASED BASING BASER BASEST BEGIN BEGAN BEGUN BEGINNING ..	BASE BASED BASING BEGIN BEGAN BEGUN BEGINNING ..	AIR (FORCE)
	n n, v, adj v, adj n, v adj adj v v v n, v	pres past, part pres, part pres past part pres, part	
			REFERENCE TABLE BUFF-C 1260



HARRIS
Government Information
Systems Division

LEXICAL ANALYZER CSU

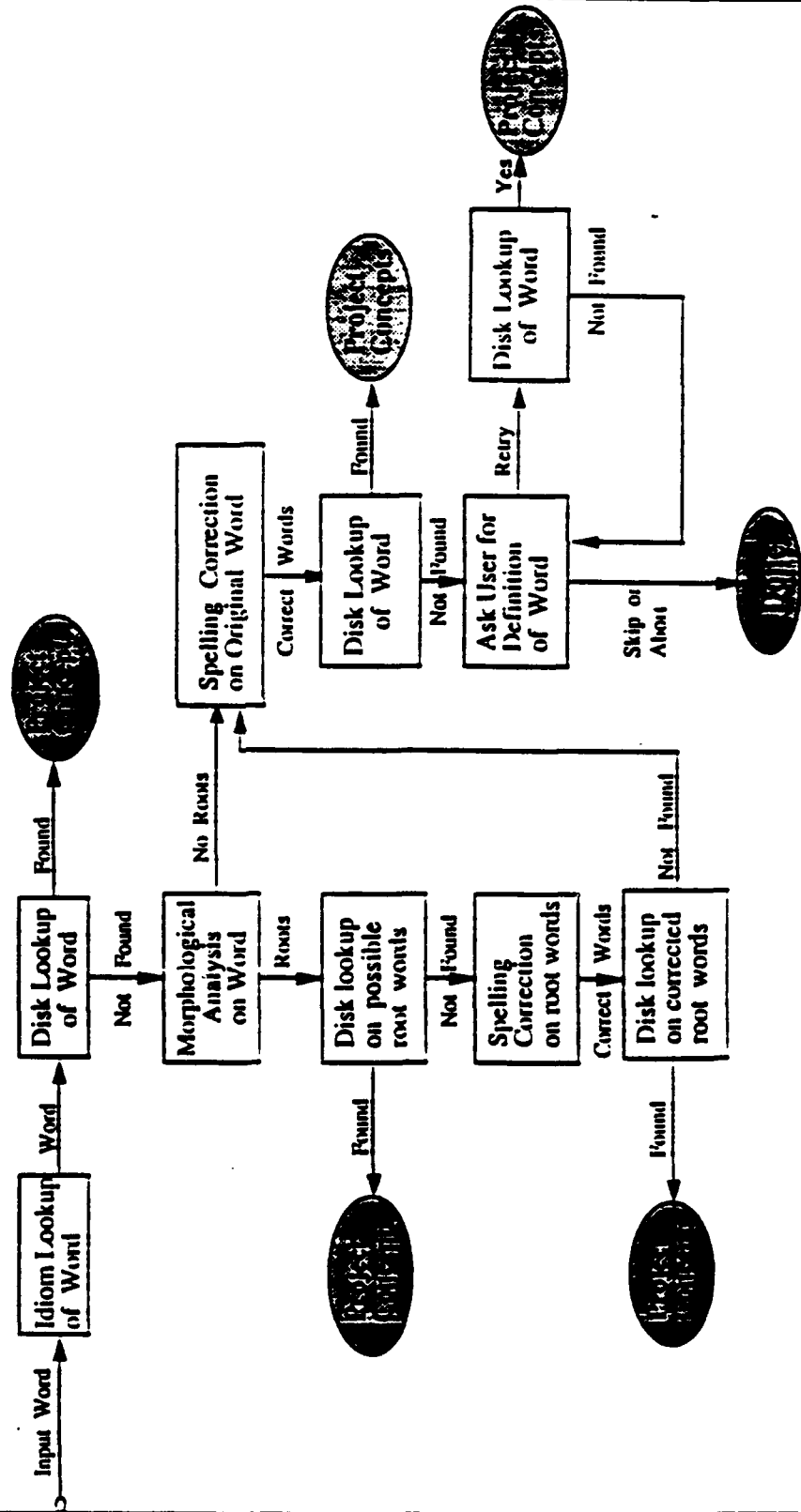
- Uses the 5 tables generated from dictionary compiler
- Performs idiom preprocessing, spelling correction, morphological analysis, and dictionary look-up on the words in the message
- Projects concepts to ART surfaces

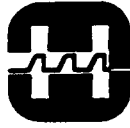




HARRIS
Government Information
Systems Division

LEXICAL ANALYZER CSU





HARRIS

Government Information
Systems Division

ART CSU

THE
pos:art
def:def

CAPTAIN
pos:adj
class:rank
pos:noun
class:human
mod:rank

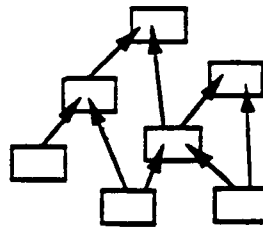
FLEW
pos:verb
event:move
agent:human
object:aircraft
pos:verb*
event:move
agent:bird
pos:noun
class:insect
pos:noun*
class:ball

THE
pos:art
def:def

PLANE
pos:adj
class:level
pos:noun
class:airplane
pos:noun*
class:tool

input

Advanced Reasoning Theory



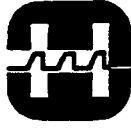
output

EVENT-1
VERB: VERB-1
AGENT: OBJECT-1
OBJECT: OBJECT-2

OBJECT-1
WORD: CAPTAIN
TYPE: (HUMAN ANIMAL AGENT)

VERB-1
WORD: FLY
TYPE: (MOVE ACTION EVENT)

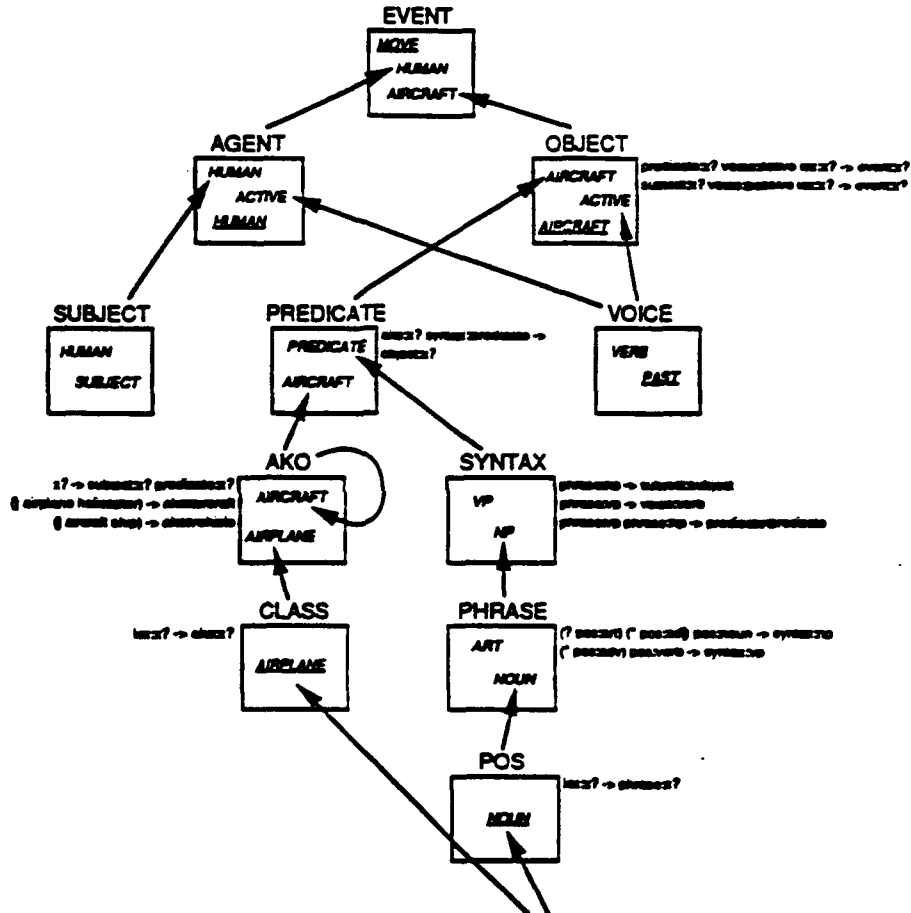
OBJECT-2
WORD: PLANE
TYPE: (AIRPLANE AIRCRAFT VEHICLE)



HARRIS

Government Information
Systems Division

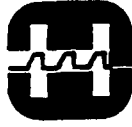
Example ART Hierarchy



THE CAPTAIN FLEW THE PLANE.

#FLY v. (flew, flown, flying) %pos:verb; 1 to operate an aircraft %event:move; %agent:human; %object:aircraft; 2 to move through the air using wings, as a bird %event:move; %agent:bird; -n. (flies) %pos:noun; 1 any of a large group of insects with two transparent wings %class:insect; 2 a baseball batted high into the air %class:ball;

#PLANE adj. %pos:adj; 1 flat, level %class:level; -n. %pos:noun; 1 short for airplane %class:airplane; 2 a carpenter's tool for leveling or smoothing wood %class:tool;



**Input Event
From ART**

Sentence: The B-60 flew.

```
(object-1
 (word (B-60))
 (type (aircraft)))
(verb-1
 (word (fly))
 (type (move)))
(event-1
 (verb (verb-1))
 (agent (object-1)))
.
.
.
```

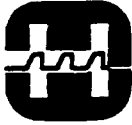
**Rules and Tables
from Fact Base**

```
RULE Move-1
((verb :type move)
 (agent :type aircraft
        :word X?))
=>
AIRCRAFT_TYPE. X?
.
.
.
```

**Filter
CSU**

Attribute-Value Pairs

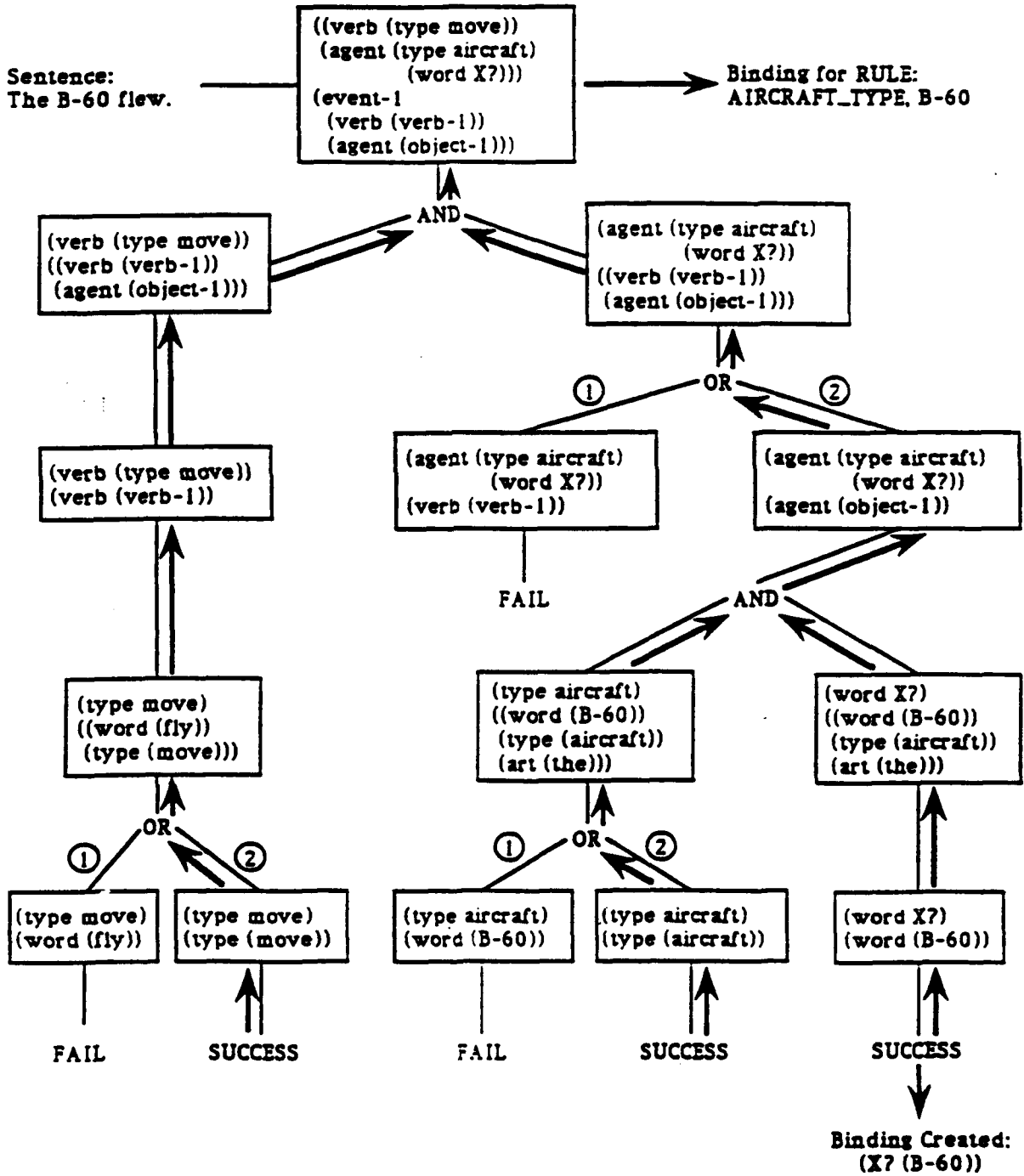
```
AIRCRAFT_TYPE. B-60
NUMBER_OF_AIRCRAFT. 1
FROM_LOCATION. UGANDA
TO_LOCATION. KENYA
TIME. 0945Z
```

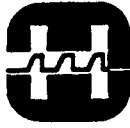


HARRIS

Government Information
Systems Division

FILTER CSU





HARRIS

Government Information
Systems Division

Express CSU Input & Output

```

UNIT, KA930/GULU
AC_TYPE, B-60/BUFF-C
NUM_AC, 3
ACTIVITY_DAY, 08
ACTIVITY_MONTH, AUG
ACTIVITY_DAY, 09
ACTIVITY_MONTH, AUG
UNIT, KA000/MASA
AC_TYPE, F-TYPE/BUNNY
NUM_AC, 2
ACTIVITY_DAY, 08
ACTIVITY_MONTH, AUG
...

```

```

FLIGHT
%UNIT
#STYLE: QUOTES
#ALIASES: UNIT
#SUBCLASS_DEST: UNIT
#INSTANCE_DEST: UNIT
#TYPE: CLASS_KEY
%AIRCRAFT TYPE
#STYLE: QUOTES
#ALIASES: AC_TYPE
#SUBCLASS_DEST: AC_TYPE
#INSTANCE_DEST: AC_TYPE
#TYPE: CLASS_KEY
%MIN NUM OF AIRCRAFT
#ALIASES: MIN_NUM_AC, NUM_AC
#SUBCLASS_DEST: MIN_NUM_AC
#INSTANCE_DEST: MIN_NUM_AC
#FILLED_ACTION: COMPARE_LESS_CLASS
...

```

FILTER output

Vector Definition
from KB file

EXPRESS

Output Vectors

```

VECTOR: FLIGHT
UNIT: "KA930/GULU"
AIRCRAFT TYPE: "B-60/BUFF-C"
MIN NUM OF AIRCRAFT: 3
MAX NUM OF AIRCRAFT: 3
FROM:
LAST LOCATION:
TO
CURRENT LOCATION:
SERIAL NUMBER:
FOLLOW UP TO:
FOLLOW UP NUMBER:
SOURCE:
TIME OF ACTIVITY: 08(null)AUG
MESSAGE DTG:

```

```

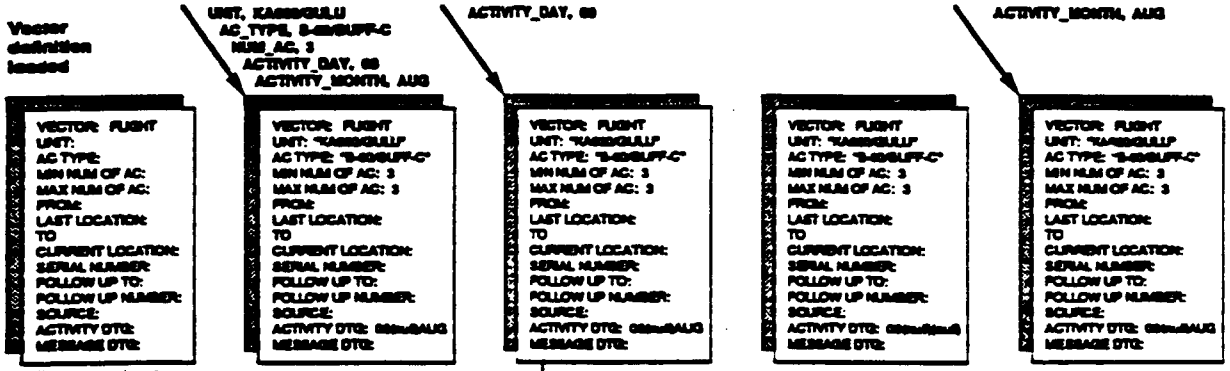
VECTOR: FLIGHT
UNIT: "KA930/GULU"
AIRCRAFT TYPE: "B-60/BUFF-C"
MIN NUM OF AIRCRAFT: 3
MAX NUM OF AIRCRAFT: 3
FROM:
LAST LOCATION:
TO
CURRENT LOCATION:
SERIAL NUMBER:
FOLLOW UP TO:
FOLLOW UP NUMBER:
SOURCE:
TIME OF ACTIVITY: 09(null)AUG
MESSAGE DTG:

```

```

VECTOR: FLIGHT
UNIT: "KA000/MASA"
AIRCRAFT TYPE: "F-TYPE/BUNNY"
MIN NUM OF AIRCRAFT: 2
MAX NUM OF AIRCRAFT: 2
FROM:
LAST LOCATION:
TO
CURRENT LOCATION:
SERIAL NUMBER:
FOLLOW UP TO:
FOLLOW UP NUMBER:
SOURCE:
TIME OF ACTIVITY: 08(null)AUG
MESSAGE DTG:

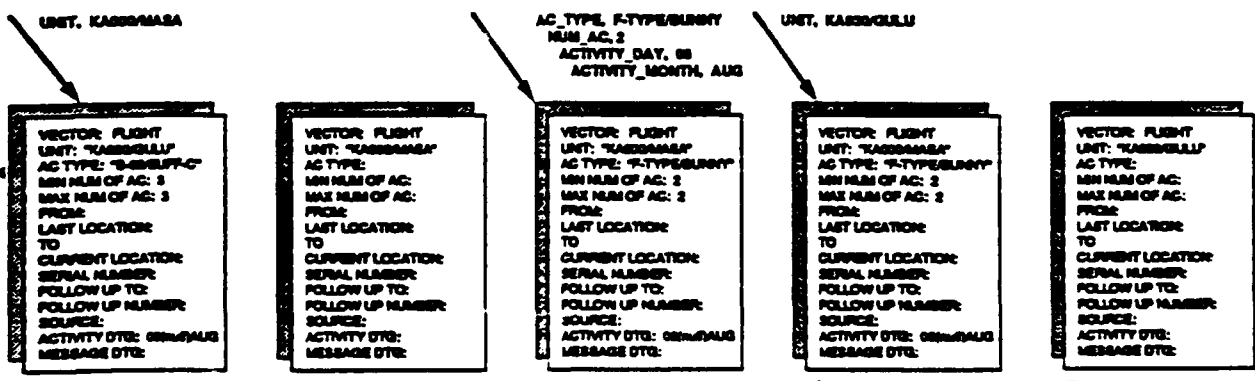
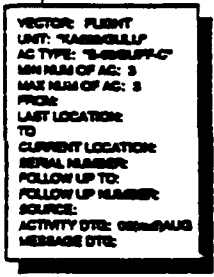
```



Template for the FLIGHT vector

Post contents to instantiated vector

Then clear all but class info from the template and fill field with new data





Post contents to instantiated vector

Then clear info from the template and fill field with new data

Post contents to instantiated vector

Then clear info from the template and fill field with new data



TECHNOLOGY INTERCHANGE MEETING (TIM)

Rome Laboratory
February 11-12, 1992

PROTOTYPE INTELLIGENCE PROCESSOR (PIP)

CONTRACT NO. F30602-90-C-0041

Howard Melching - Program Manager
Lisa Jesse - Lead Engineer

AGENDA

- I. INTRODUCTION**
- II. PROGRAM MILESTONES**
- III. TECHNICAL APPROACH**

**GTE GOVERNMENT SYSTEMS / MILITARY CENTER
SYSTEMS DIRECTORATE
COLORADO SPRINGS, COLORADO**



**Government
Systems/MCSD**

PROTOTYPE INTELLIGENCE PROCESSOR (PIP)

CONTRACT NUMBER: F30602-90-C-0041

CUSTOMER: ROME LABORATORY / IRDS

CONTRACT TYPE: FIRM FIXED PRICE

DURATION: 24 MONTHS (MAY '90 - MAY '92)



TASKS/TECHNICAL REQUIREMENTS

- **DESIGN, DEVELOP, AND TEST PROTOTYPE**
- **EVALUATE EXISTING SYSTEMS**
- **PERFORM DETAILED INTELLIGENCE ANALYSIS**
- **DESIGN / DEVELOP ANALYSIS TOOLS**
- **CONDUCT KNOWLEDGE ACQUISITION SESSIONS**
- **ENCODE EXPERT SYSTEM**
- **DESIGN AND IMPLEMENT HMI**
- **ANALYZE MESSAGE INPUT REQUIREMENTS**
- **IDENTIFY CANDIDATE PATTERN RECOGNITION TECHNOLOGIES**

MILESTONES

- MAY 90:** Contract Start.
- JUN 90:** Evaluation of expert systems / neural nets for C2 Analysis begun.
- SEP 90:** Classified USSPACECOM C2 Database loaded at RL SCIF at GTE.
- DEC 90:** White Paper / Task Plan for expert system functions delivered.
- JAN 91:** NEXPERT OBJECT software received from Neuron Data.
Initiated iterations with University of Colorado.
- APR 91:** Construction of unclassified models/scenarios for expert system begun.
- MAY 91:** PIP Review and demo with USSPACECOM and Rome Lab at GTE.
Expert system approach endorsed.
- JUL 91:** Work initiated on classified models for expert system using USSPACECOM-supplied data.



Government
Systems/MCSD

MILESTONES

- AUG 91:** First classified iteration with USSPACECOM analysts.
- SEP 91:** Second classified iteration with USSPACECOM analysts.
- OCT 91:** Third classified iteration with USSPACECOM analysts.
- NOV 91:** Event prediction capability added. Expert system named Knowledge-based Prediction Analysis and Situation Assessment "K-PASA" system.
- PIP demos/briefings to HQ SAC/INY, ESD/XRP, DIA, AFSPACECOM/INY, and JICPAC.
- DEC 91:** Expert system development completed.
- PIP installed in Cheyenne Mountain for user evaluation.
- APR 92:** Scheduled completion of user evaluation.
- MAY 92:** Contract completion.

PIP OBJECTIVES

- PROVIDE AUTOMATIC AID IN TEMPORAL ANALYSIS TASKS
 - SITUATION ASSESSMENT
 - EVENT PREDICTION
- FOREIGN COMMAND AND CONTROL DOMAIN
 - USSPACECOM - NSPJ-2F
 - OPERATIONAL ENVIRONMENT
- INVESTIGATE CANDIDATE TECHNOLOGIES
 - NEURAL NETWORKS
 - EXPERT SYSTEM KNOWLEDGE REPRESENTATIONS
- INTEGRATE INTO C2TAS TOOLSET



Government
Systems/MCSD

DOMAIN CHARACTERISTICS

DATA CHARACTERISTICS

- TEMPORALLY-BASED
- COMPLEX EVENT TYPES
- SYMBOLIC AND NUMERIC ATTRIBUTE VALUES
- EXTENSIVE NOISE

OPERATIONAL CHARACTERISTICS

- CONTINUOUS KNOWLEDGE BASE MAINTENANCE BY SOFTWARE SPECIALISTS UNACCEPTABLE

ANALYSIS CHARACTERISTICS

- KNOWLEDGE/ENVIRONMENT IN CONTINUOUS FLUX
- KNOWLEDGE IS TYPICALLY RESIDENT ONLY IN SENIOR ANALYSTS
- SOME PHENOMENA HAVE LIMITED OR NO HISTORICAL EXAMPLES
- EXPLANATION IS CRITICAL

SYSTEM - TECHNOLOGY REQUIREMENTS

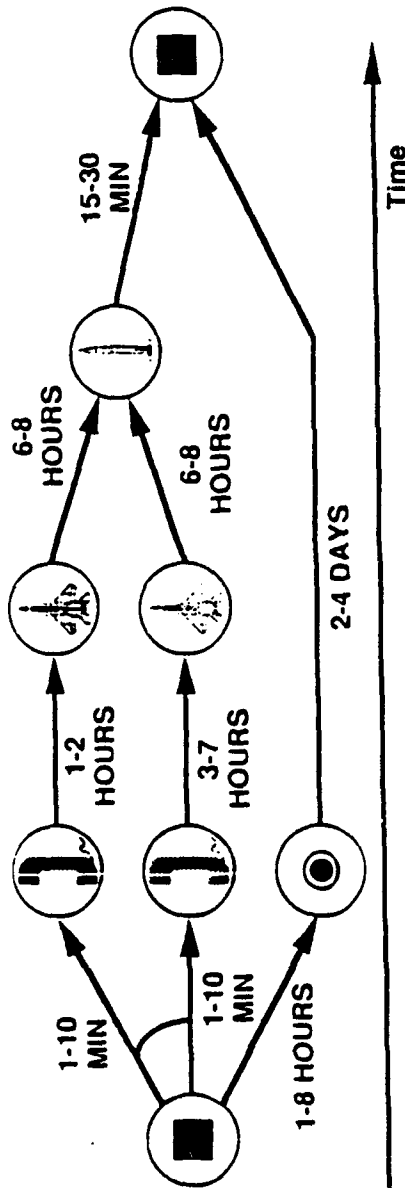
APPROACH

- TRADITIONAL EXPERT SYSTEM KNOWLEDGE REPRESENTATIONS TOO INFLEXIBLE FOR TYPICAL USERS
- NEW KNOWLEDGE REPRESENTATION - "MODELS"
 - TAILORED FOR TAS SITUATION ASSESSMENT/PREDICTION APPLICATIONS
 - DIRECTED GRAPH DESCRIBING GENERALIZED EVENT "SEQUENCES" WHICH TYPICALLY INDICATE OR ARE EXPECTED TO INDICATE A PARTICULAR PHENOMENON.
 - MIRRORS HOW THE USERS PERFORM THE ANALYSIS
 - USE WELL-DEFINED CONCEPTS FROM ATNS AND DECISION TREES
 - CREATED AND MAINTAINED BY ANALYSTS WHO ARE EXPERTS IN ANALYSIS DOMAIN BUT ARE COMPUTER NAIVE.
- CONCEPT OF DOMAIN-SPECIFIC META-KNOWLEDGE
 - PRUNE SEARCH SPACE
 - DERIVE HIGHER LEVEL CONCLUSIONS



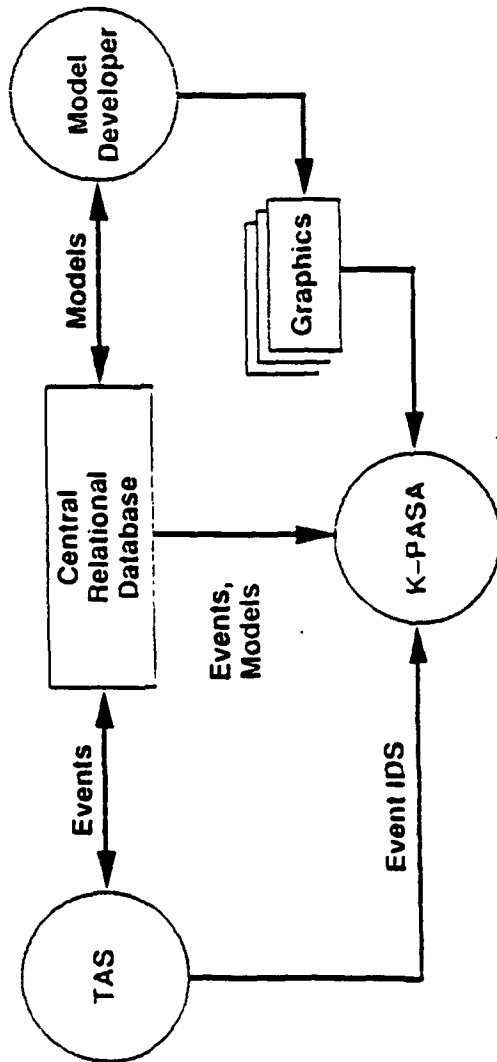
Government
Systems/MCSD

MODEL STRUCTURE



- STATES CORRESPOND TO EVENTS
 - CONSTRAINTS CAN BE PLACED ON EVENT ATTRIBUTES
 - VARIABLES ALLOW DYNAMIC CONSTRAINT SPECIFICATION
 - MULTIPLE INITIAL STATES SUPPORTED
- TRANSITIONS CORRESPOND TO THE TEMPORAL RELATIONSHIPS BETWEEN THE EVENTS
 - TIME PERIOD WHICH THE NEXT EVENT SHOULD OCCUR
 - CONFIDENCE THAT THE INPUT EVENT SEQUENCE IS REPRESENTATIVE OF THE PHENOMENA DESCRIBED BY THE MODEL AND THE VALIDITY OF THE MODEL
 - BRANCHES HAVE AND-OR SEMANTICS
 - PLANS FOR ABSOLUTE TIMING CONSTRAINTS (E.G. DAYS OF THE WEEK, HOLIDAYS, ETC..)
- NO LIMIT TO MODEL SIZE OR NUMBER OF BRANCHES

SYSTEM OVERVIEW



- MODELS MANIPULATED USING GRAPHICALLY-ORIENTED MAINTENANCE TOOL
- AT A HIGH LEVEL, PROCESSING PERFORMS A MATCHING BETWEEN THE EVENTS AND THE MODEL SPECIFICATIONS.
- SUPPORTS EVENT AGGREGATION AND DECOMPOSITION
- EXPLANATION USES A MIXTURE OF GRAPHICS AND LANGUAGE TEXT
- SYSTEM BUILT TO ALLOW EASY TRANSITION TO OTHER ANALYSIS DOMAINS

ENHANCEMENTS

- **DEVELOPMENT OF REAL-TIME CAPABILITIES**
- **MODEL ENHANCEMENTS**
 - **LOOKING FOR THE ABSENCE OF EVENTS**
 - **ABSOLUTE TEMPORAL CONSTRAINTS**
 - **RECOMMENDATION STATE**
- **PRUNING OF SEARCH SPACE USING CBR INDEXING TECHNIQUES**
- **MACHINE LEARNING TECHNIQUES**
 - **USE OF CONTEXTUAL INFORMATION**
 - **POSSIBLE NEURAL NETWORK APPLICATION**
- **COMBINATION OF INDUCTIVE AND EXPLANATION-BASED LEARNING SHOW PROMISE**

Indications and Warning for Defense (IW4D)

February 12, 1992

**Engineering and Technology Group
Technology Division**

PRC _____

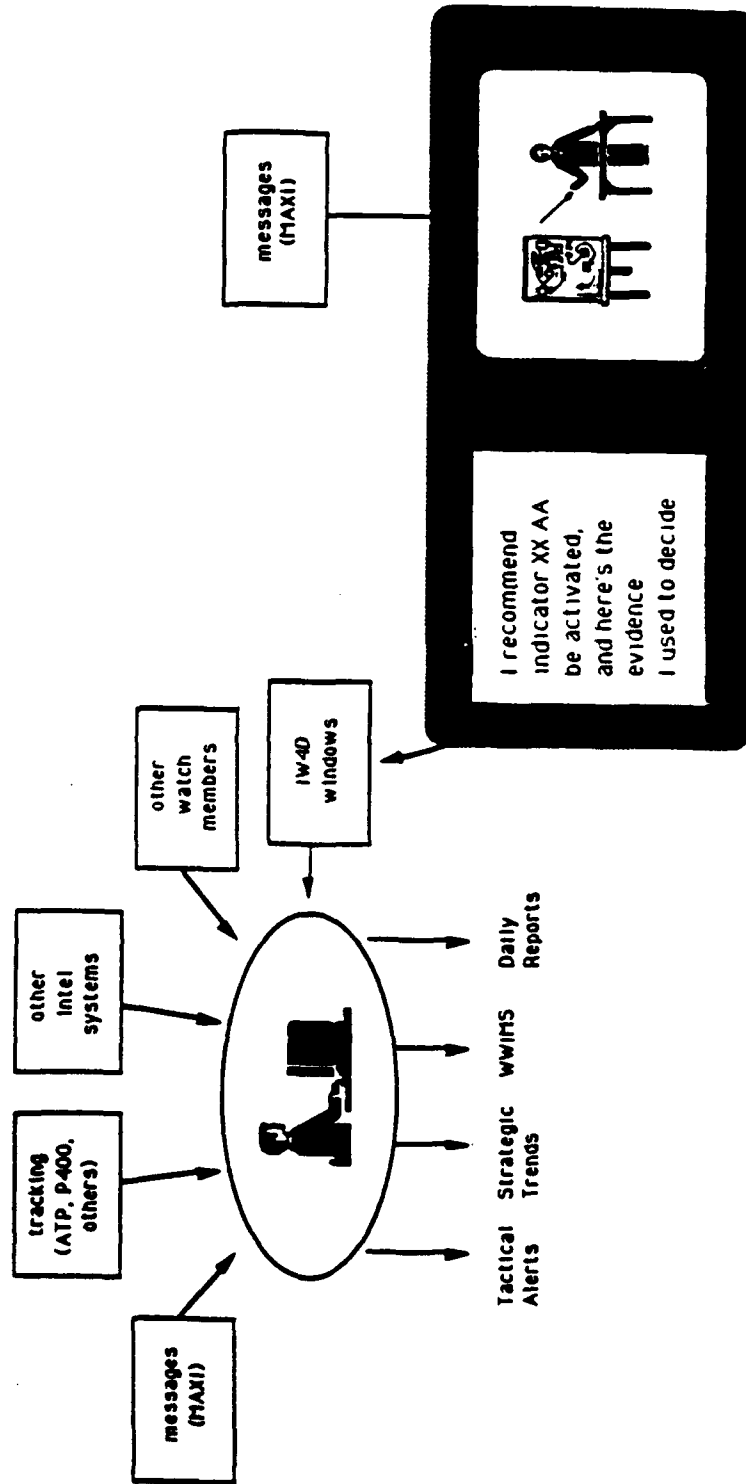
IW4D target

- **construct versatile decision aids s/w architecture**
- **build indicator assessment expert system
with intuitive, powerful interface**
- **provide user with lots of contextual data**

IW4D specific functional objectives

- **help analysts focus on indicator-related messages**
- **make indicator recommendations when something is happening**
- **stay out of the way when nothing is happening**
- **provide contextual data to evaluate recommendations**
- **keep user in control at all times**

IW4D expert system positioning



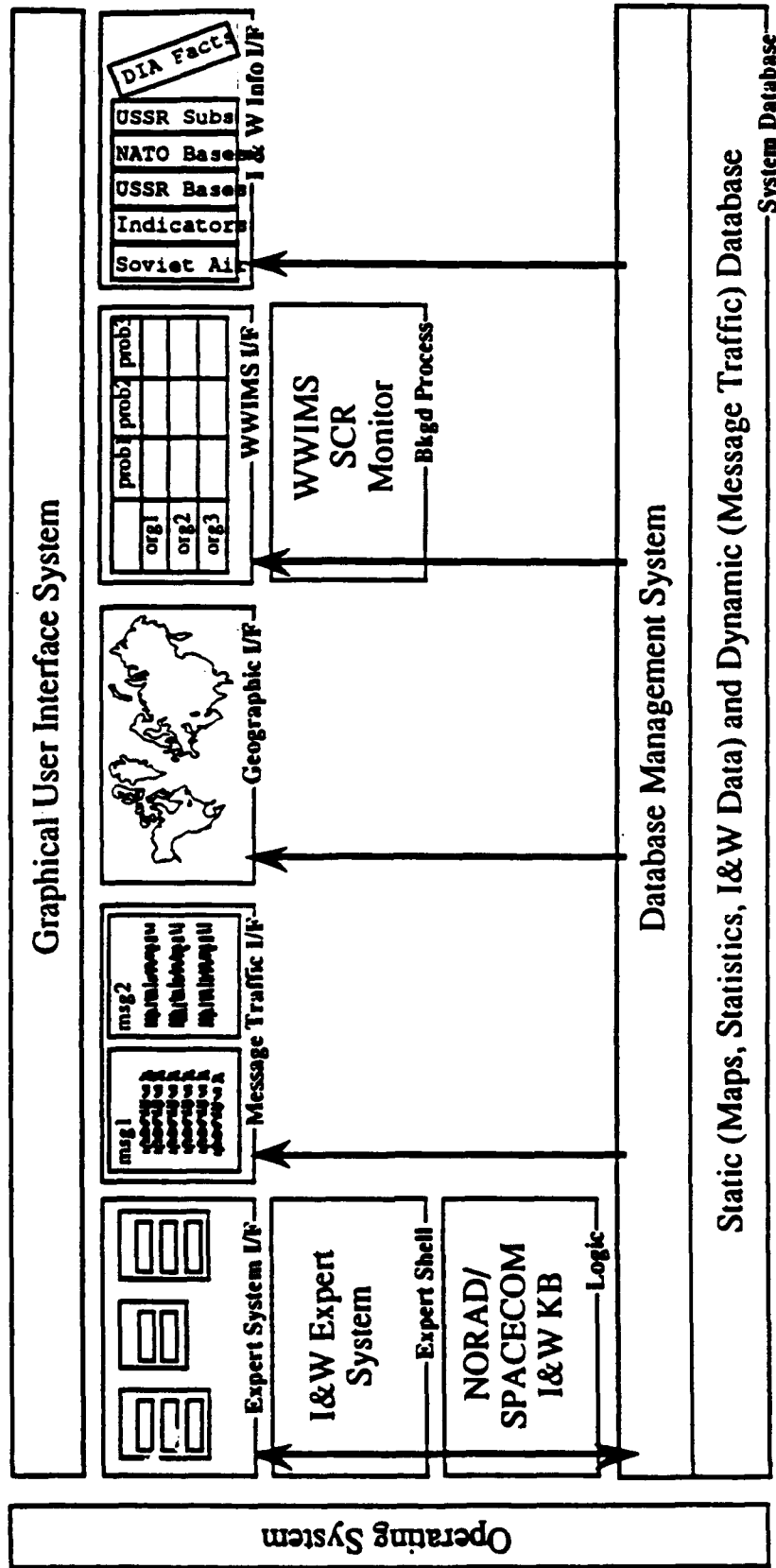
IW4D specific technical objectives

- **provide generic framework for threat assessment applications (IPC-oriented and data-driven)**
- **make the framework open and standards-based**
- **provide intuitive interface**
- **provide distributed multi-user capability**
- **keep software unclassified**

PRC

IW4D through 1 Jan 91

USER



PRC

Current phase tasking

- Convert to Motif
- Architecture improvements
- Expert system re-engineering / expansion
- New tool development

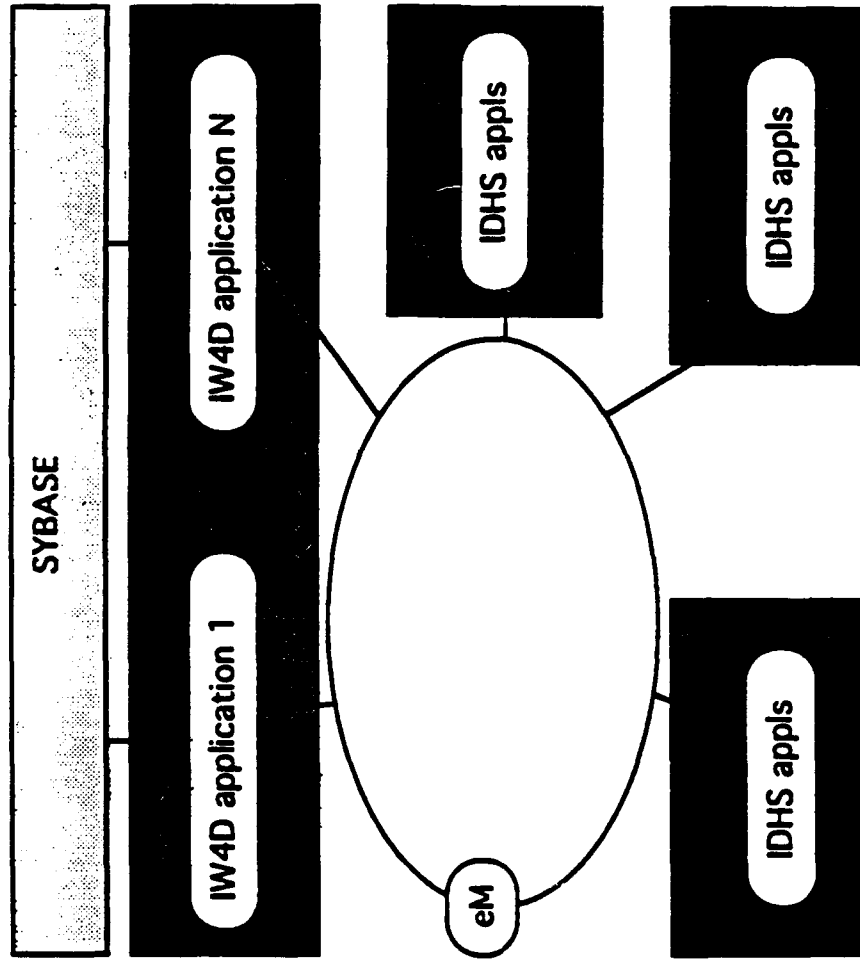
Convert to Motif

- Purchase builder tool
- Convert old applications
- Develop new applications in Motif

Architecture improvements

- **Distribute system**
- **Relieve logical limit on event size**
- **Streamline databases**

High-level architecture

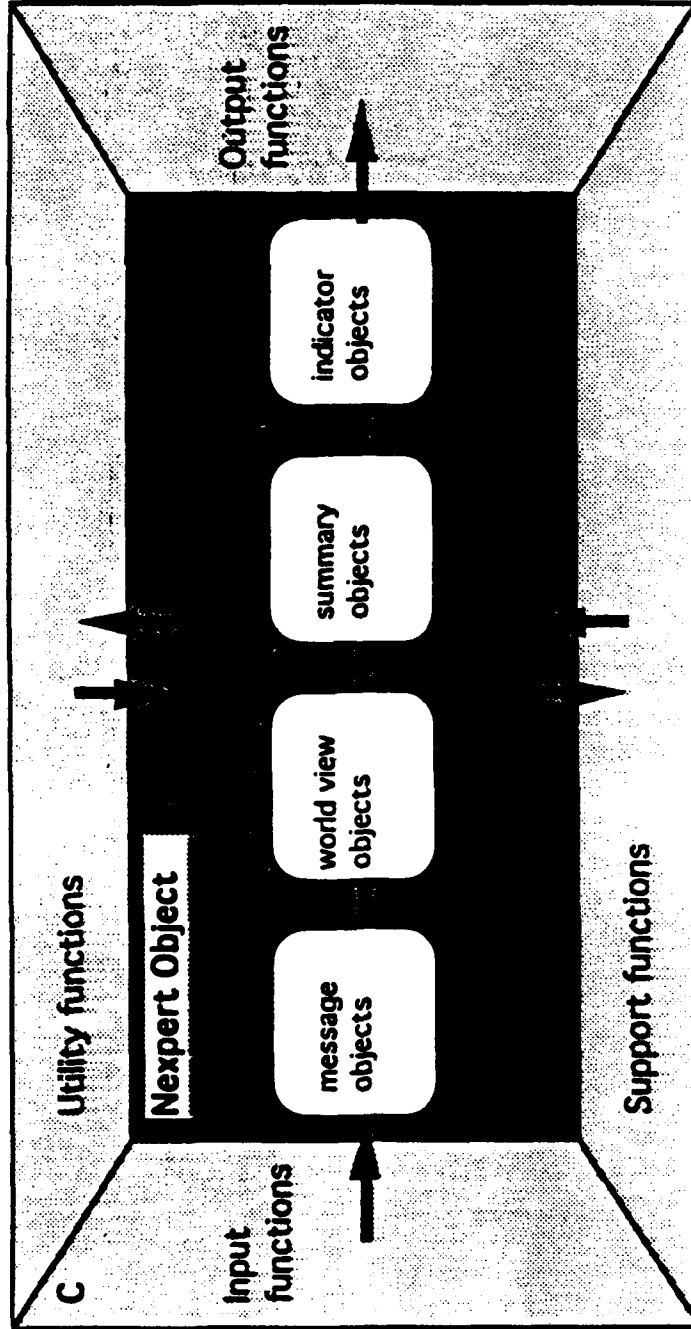


Expert system re-engineering / expansion

- **7 to 29 strategic air indicators**
- **Make generic as much code as possible
(ease migration to new domains)**
- **Bulletproof**
- **Create hot backup scheme**

PRC

Expert system architecture



New tool development

- Database entry tool
- Database maintenance tool
- Watchlog tool
- New Xpert version
- SCR text generation tool
- Printing capability
- Control panel

PRC

**WARNING INFORMATION
DISSEMINATION EXPERIMENT
(WIDE)**

February 12, 1992

**Systems Research and Applications Corporation
2000 15th Street North
Arlington, Virginia 22201**

SRA
CORPORATION

OUTLINE

- GOALS
- CAPABILITIES
- WIDE AND IPAS 2000
- PLANNED APPROACHES

SRA
CORPORATION

GOALS

- **APPLY NLP AND KB TECHNIQUES TO MESSAGE DISSEMINATION**
- **SIMPLE BUT EFFECTIVE USER INTERACTION PARADIGM**
- **TESTBENCH FOR EVALUATION OF TECHNIQUES**

CURRENT CAPABILITIES

- **PART-OF-SPEECH TAGGING**
- **PROPER NOUN RECOGNITION**
- **PHRASES**
- **RELEVANT/IRRELEVANT MARKING**
- **CONCEPT STORAGE/RETRIEVAL**

SRA
CORPORATION

WIDE AND IPAS 2000

- FINE-GRAINED FILTER ON 1ST PASS OF MESSAGE TRAFFIC (GIP)
- MESSAGE-INTERNAL FILTER ON 2ND PASS OF A MESSAGE (NLU SHELL)

SRA
CORPORATION

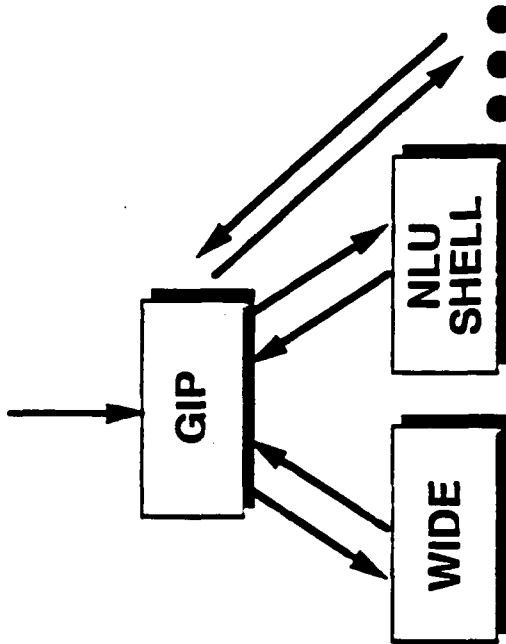
WIDE AND GIP – WHICH DOES ZONING?

PIPELINE



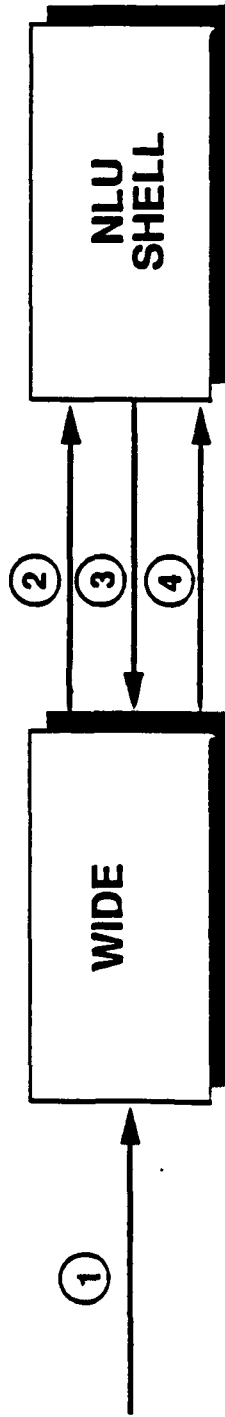
1. WIDE PASSES ZONED MESSAGE TO GIP
2. BOTH WIDE AND GIP ZONE EACH MESSAGE

DISPATCH



GIP PASSES ZONED MESSAGE TO WIDE, NLU SHELL, ETC.

MESSAGE -- INTERNAL FILTERING



A POSSIBLE DATA FLOW:

1. MESSAGE
2. RELEVANT SECTIONS OF MESSAGE
3. NEW PROFILE OF INFORMATION NEED
4. NEWLY RELEVANT SECTIONS OF MESSAGE

SRA

FUTURE WORK

- **MORE NLP TECHNIQUES**
 - **THESAURUS (part-of, type-of, metonymy)**
 - **CLUSTER ON VERB PHRASES**
 - **ROBUST PARSER (emphasis)**
- **WORLD KNOWLEDGE (alliances, conflicts, ...)**
 - **incremental improvement**
 - **no degradation when absent**

SUMMARY

- **SOME NLP/KB (I.E., NON-STATISTICAL) TECHNIQUES SHOW PROMISE**
- **GUI/AUTOMATED RANKING, CLUSTERING EASE USER INTERACTIONS IN STANDALONE MODE**
- **MODULAR CODE AND TAILORABLE FEATURES MAKE WIDE VALUABLE FOR IPAS 2000**

**Speech and Natural Language Integration
for Intelligence Applications
(SPLINT)**

**Progress Report
February 12, 1992**

Dr. Madeleine Bates

**by BBN Systems and Technologies
for Rome Laboratory**



BBN Systems and Technologies

Goals

- **Integrate (commercial) speech recognition technology with natural language processing in an intelligence application (Year 1)**
- **Experiment with and evaluate different architectures for integrating Speech and NLP (Year 2)**
- **Evaluate human engineering aspects of speech interfaces, focusing on error detection and correction (Years 1 - 3)**



Current Status

- **Install hardware and system software**
- **Identified application domain (unclassified spot messages)**
- **Developed and train a vocabulary (current size approx 430; target = 1000)**
- **Designed and developed prototype system:
The Dragon/Sun communication link
Initial Interface**
- **Started review of relevant human factors work**



Sample Message

RTTCWDNS STRGZR 0001 0910800-MNSH - - STRIPS STRGIL
ZNY MMNSH
ZKZK RR OSD DE
R 010759Z APR 23 ZYH
FM USA-38
TO USA-38/CHARLIE TANGO
ZWM
U N C L A S S I F I E D
aaaa ZZMMENPnnaaa23089
SERIAL: SPOT 1
TAGS:

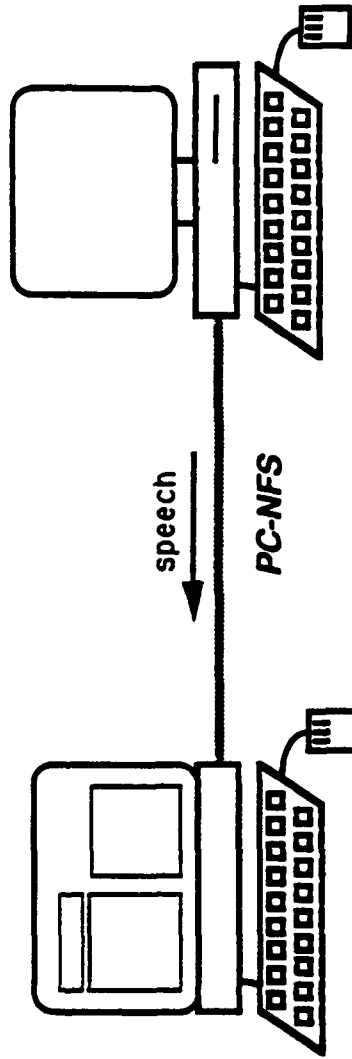
SUBJ: U.S. FIGHTERS SIGHTED OVER DENVER (5520N 02630E) AND SAN FRANCISCO (6800N 0330E)

TEXT: TWO F-15 (EAGLE) FIGHTERS WERE ACTIVE OVER DENVER (5520N 02630E) AND SAN FRANCISCO (6800N 0330E) ON 31 MARCH 2023. ACCORDING TO WEST COAST TRAFFIC CONTROL, TWO F-15 EAGLES DEPARTED FROM DENVER (5520N 02630E) AT 1300Z, THEN FLEW TO SAN FRANCISCO (6800N 0330E) AT 1345Z FOR REFUELING. THE F-15S DEPARTED SAN FRANCISCO AT 1525Z, THEN LANDED AT DENVER (5520N 02630E) AT 1620Z.



The SPLINT System

Research NL System Commercial Speech Recognition System



Sun Sparcstation (Lisp)
NLP
Communications software
Interface

IBM PC clone (C)
Dragon software
Communications software

Approx. 400 words, speaker dependent, isolated words



BBN Systems and Technologies

Characteristics of Current SPLINT Interface

**User can fill a template slot by
typing
speaking (initial implementation)**

**Words are recognized as spoken; if incorrect, an
alternative can be chosen from the menu provided.**

Thresholds for rejection can be set by the user.



Machine Configurations

PC is an IBM-compatible 386 machine: NEC PowerMate SX/20

Additional hardware:

- Dragon speech board and microphone**
- Ethernet card**
- Graphics monitor card**
- Mouse**

Software:

- PC-NFS (allows PC to access files over the network)**
- Dragon Writer 1000 (includes DragonLab and utilities)**
- Microsoft C**
- Extended memory manager (for extra 1MByte)**

Sun SparcStation 2

- 48 MBytes memory; 1GB external Fujitsu disk drive**
- CD-ROM drive; internal disk drive**
- Sun's Lucid Common Lisp (with CLOS and LispView)**

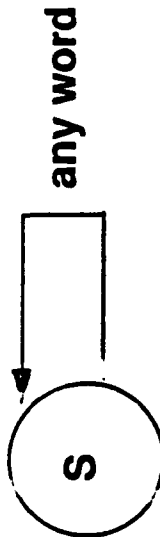


BBN Systems and Technologies

Using Dragon Writer

1. Design vocabulary and grammar,
Create a LAN file, compile it into LDF file with Dragon's
VOCL compiler.

Grammar is finite state, can be extremely simple:



2. Train vocabulary
Read each word 1 to 5 times
3. Recognize speech
Isolated word, speaker dependent



Fast Partial Parser

The BBN Fast Partial Parser is a derivative of the MIT Fast Parser (MITFP).

Advantages:

produces a syntactic parse (or set of parse fragments) for virtually any input

Disadvantages:

does not do semantics



Activities with Spot Messages

Collected a concordance from the Spot messages, to augment the FPP lexicon

Developed syntactic and semantic entries for the Spot vocabulary, and a domain model for Spot messages

Created a template structure for Spot messages

Wrote a pre-processor to read the Spot messages (parsing headers and passing text to be parsed to FPP)

Wrote a tokenizer for Spot that deals with latitude, longitude, zulu time, and other military expressions

Ran the 20 messages through PLUM (BBN's message processing system) to create templates with a recall of 46 and precision of 94



Definition of a Template for Spot Messages

Vector Type:	the type of the db update (set fill)
Unit:	parent unit "/" country (set fill)
Aircraft Type:	type of aircraft spotted (set fill)
Minimum Number of Aircraft:	number
Maximum Number of Aircraft:	number
Flight Path:	a sequence of triples; each triple is a latitude, a longitude, and a time
Serial Number:	message id (string fill)
Source:	the contents of the from field (string fill)
Message DTG:	the date and time of the message (string fill)



Hand-Filled Template for Sample Message

Vector Type: FLT
Unit: NONE/US
Aircraft Type: type of aircraft spotted, e.g., F-15
Minimum Number of Aircraft: 2
Maximum Number of Aircraft: 2
Flight Path: (5520N 02630E 1300Z) (6800N 03399E 1345Z)
(6800N 03399E 1525Z) (5520N 026309E 1620Z)
Serial Number: SPOT 1
Source: USA-38
Message DTG: 010759Z APR 23****



Partial Domain Model

ANYTYPE (MAX-NUMBER-OF MIN-NUMBER-OF)
AIRCRAFT (HOME-BASE-OF AIRCRAFT-UNIT-OF AIRCRAFT-UNIT-DESCRIPTION-OF
AIRCRAFT-TYPE-OF)
AMOUNT (AMOUNT-UNIT-OF AMOUNT-SCALAR-OF)
ALTITUDE
ALTITUDE.MEASURE
GEOGRAPHIC-LOCATION
SEA
ORGANIZATION
MILITARY-UNIT
MOVEMENT
FLIGHT (FLIGHT-SEGMENT-OF)
INDIVIDUAL.CONCEPT
CANADA
COUNTRY
^CANADA
NATIONALITY
^CANADIAN
INTERVAL
FLIGHT-SEGMENT (SEGMENT-END SEGMENT-START)
STATE-OF-AFFAIRS
AIRCRAFT-SIGHTING (AIRCRAFT-SIGHTING-AIRCRAFT-OF AIRCRAFT-SIGHTING-DATE-OF)
^FLIGHT-SEGMENT (SEGMENT-END SEGMENT-START)
POINT-SIGHTING (POINT-SIGHTING-LOCATION-OF POINT-SIGHTING-TIME-OF)



BBN Systems and Technologies

Slot Fill Scores

SLOT POS ACT|COR PAR INC|ICR IPA|SPU MIS NON|REC PRE OVG FAL

template-id	27	19	0	0	0	0	0	0	0	8	0	70	100	0
vector-type	27	20	19	0	1	0	0	0	0	7	0	70	95	0 *
unit	27	3	2	0	1	0	0	0	0	24	0	7	67	0
aircraft-type	27	10	10	0	0	0	0	0	0	17	0	37	100	0
min-num	27	8	8	0	0	0	0	0	0	19	0	30	100	0
max-num	21	7	7	0	0	0	0	0	0	14	6	33	100	0
flight-path	77	42	36	0	5	0	0	0	1	36	0	47	86	2
message-dtg	27	20	20	0	0	0	0	0	0	7	0	74	100	0
MATCHED ONLY	193	127	120	0	6	0	0	0	1	67	4	62	94	1
MATCHED/MISSING	260	129	121	0	7	0	0	0	1	132	6	46	94	1
ALL TEMPLATES	260	129	121	0	7	0	0	0	1	132	6	46	94	1
SET FILLS ONLY	27	20	19	0	1	0	0	0	0	7	0	70	95	0 *



PLUM-Filled Template for Spot Message

SERIAL NUMBER: SPOT 1
VECTOR ID: 1
VECTOR TYPE: FLT
UNIT: -
AIRCRAFT TYPE: "F-15"
MINIMUM NUMBER OF AIRCRAFT: 2
MAXIMUM NUMBER OF AIRCRAFT: 2
FLIGHT PATH: "(5520N 02630E 1300Z)"
"(6800N 03300E 1345Z)"
"(5520N 26309E 1620Z)"
SOURCE: "USA-38"
MESSAGE DTG: "010759Z APR 23"



Human Factors Effort

**Primary Thrust - To improve the usability of
speech systems**



BBN Systems and Technologies

Great Speech Recognition Isn't Good Enough

**A speech system with 98% word recognition accuracy
will present its user with a correction task in
1 out of every 5 sentences it processes
(assuming 12 words / sentence on average)**



BBN Systems and Technologies

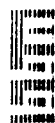
Emphasis on Usability Analyses

time to learn

time to use

not "naturalness"

not just recognition accuracy



Reduce Task Time Devoted to Errors

Reduce the frequency of their occurrence

Design to speed their repair



BBN Systems and Technologies

**Compare Alternative Methods
for Error Control**

time to learn

time to accomplish

frequency of correction errors

domain compatibility of modality requirements



Draw on Human Factors Research and Principles

Consider users' commission and omission errors.

Attend to feedback on system state.

Evaluate difficulty of correction tasks.

Contrast the usability of alternative I/O methods.



Review Conversational Linguistics Research

Will it emerge as relevant?

Will it provide conventions for fixing misunderstandings?

Can human-computer dialogs afford to be as vague?



Support NL & Speech Integration Decisions

What correction tasks will they present?

What I/O modes will need to be available?

Consistent with the application domain?

Compound errors with speech correction?

Can dialog analyses be used to predict usability?



BBN Systems and Technologies

Ongoing Activities

Perform human factors studies

Integrate NL system

Extend interface

Move text between windows

Place recognized text directly in template

Simplify choosing alternate words



**MISSION
OF
ROME LABORATORY**

Rome Laboratory plans and executes an interdisciplinary program in research, development, test, and technology transition in support of Air Force Command, Control, Communications and Intelligence (C³I) activities for all Air Force platforms. It also executes selected acquisition programs in several areas of expertise. Technical and engineering support within areas of competence is provided to ESD Program Offices (POs) and other ESD elements to perform effective acquisition of C³I systems. In addition, Rome Laboratory's technology supports other AFSC Product Divisions, the Air Force user community, and other DOD and non-DOD agencies. Rome Laboratory maintains technical competence and research programs in areas including, but not limited to, communications, command and control, battle management, intelligence information processing, computational sciences and software producibility, wide area surveillance/sensors, signal processing, solid state sciences, photonics, electromagnetic technology, superconductivity, and electronic reliability/maintainability and testability.