

AD-A254 523



ICE OF NAVAL RESEARCH

2

Contract N00014-85-K-0896

Technical Report No. 46

Trinitromethanide and Tricyanomethanide Salts Restricted to C, H, N, and O Atoms

by

A. Gunasekaran and J. H. Boyer

Published in

Heteroatom Chem., 1992, accepted.

Department of Chemistry
University of New Orleans
New Orleans, LA 70148-2820

DTIC
ELECTE
AUG 24 1992
S A D

August 7, 1992

Reproduction in whole or in part is permitted for any purpose
of the United States Government

This document has been approved for public release and sale;
its distribution is unlimited

92 8 21 158

409091 15-
92-23485

REPORT DOCUMENTATION PAGE

Form Approved
OMB No. 0704-0188

1a. REPORT SECURITY CLASSIFICATION Unclassified		1b. RESTRICTIVE MARKINGS	
2a. SECURITY CLASSIFICATION AUTHORITY		3. DISTRIBUTION / AVAILABILITY OF REPORT Approved for public release; distribution unlimited.	
2b. DECLASSIFICATION / DOWNGRADING SCHEDULE Unclassified		5. MONITORING ORGANIZATION REPORT NUMBER(S)	
4. PERFORMING ORGANIZATION REPORT NUMBER(S) Technical Report # 46 Contract N00014-85-K-0896		7a. NAME OF MONITORING ORGANIZATION	
6a. NAME OF PERFORMING ORGANIZATION University of New Orleans Department of Chemistry	6b. OFFICE SYMBOL (If applicable)	7b. ADDRESS (City, State, and ZIP Code)	
6c. ADDRESS (City, State, and ZIP Code) University of New Orleans New Orleans, LA 70148		9. PROCUREMENT INSTRUMENT IDENTIFICATION NUMBER N00014-85-K-0896	
8a. NAME OF FUNDING / SPONSORING ORGANIZATION Office of Naval Research	8b. OFFICE SYMBOL (If applicable)	10. SOURCE OF FUNDING NUMBERS	
8c. ADDRESS (City, State, and ZIP Code) 800 North Quincy Street Arlington, VA 22217-5000		PROGRAM ELEMENT NO.	PROJECT NO.
		TASK NO.	WORK UNIT ACCESSION NO.
11. TITLE (Include Security Classification) Trinitromethanide and Tricyanomethanide Salts Restricted to C, H, N, and O Atoms			
12. PERSONAL AUTHOR(S) A. Gunasekaran and J. H. Boyer			
13a. TYPE OF REPORT Technical Report	13b. TIME COVERED FROM _____ TO _____	14. DATE OF REPORT (Year, Month, Day) August 7, 1992	15. PAGE COUNT
16. SUPPLEMENTARY NOTATION			
17. COSATI CODES		18. SUBJECT TERMS (Continue on reverse if necessary and identify by block number)	
FIELD	GROUP	SUB-GROUP	
19. ABSTRACT (Continue on reverse if necessary and identify by block number) See Attached Report			
20. DISTRIBUTION / AVAILABILITY OF ABSTRACT <input checked="" type="checkbox"/> UNCLASSIFIED/UNLIMITED <input type="checkbox"/> SAME AS RPT. <input type="checkbox"/> OTIC USERS		21. ABSTRACT SECURITY CLASSIFICATION Unclassified	
22a. NAME OF RESPONSIBLE INDIVIDUAL Joseph H. Boyer		22b. TELEPHONE (Include Area Code) (504)286-7225	22c. OFFICE SYMBOL

Trinitromethanide and Tricyanomethanide Salts Restricted to C, H, N, and O Atoms

Ananthakrishnan Gunasekaran and Joseph H. Boyer*

*Department of Chemistry, University of New Orleans, LA 70148, U.S.A.**Received ...*

ABSTRACT

Trinitromethane combined with oximes of cyclopentanone, cyclohexanone, and diphenylcyclopropenone and with melamine and two 1,3-dialkyl-2,4-dialkylimino-1,3-diazetidines to give simple trinitromethanide salt adducts. Tricyanomethane added to diphenylcyclopropenone oxime to give hydroxylamino-2,3-diphenylcyclopropenylium tricyanomethanide.

INTRODUCTION

Utilization of the energy rich trinitromethyl group in energetic molecules composed of C, H, N, and O atoms has been limited to a few ammonium trinitromethanide salts $\text{RNH}_3^+ \text{C}(\text{NO}_2)_3$ [1] and to molecules with covalent attachment of trinitromethyl to a carbon atom [2-5]. Examples of trinitromethyl attachment to an oxygen atom are unknown and examples of the rarely encountered covalent attachment to a nitrogen atom are found in tetranitromethane and in arylazotritromethanes 1 in equilibrium mixtures with aryldiazonium trinitromethanides [6,7].

In a recent report on 2-nitropropan-2-ylbis-(*p*-methoxyphenyl)methylum trini-

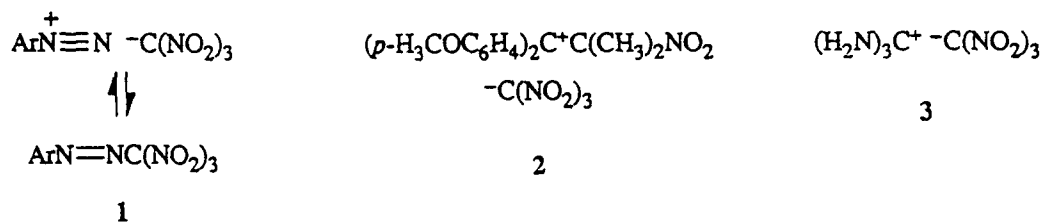
✓
1
3

Codes

DTIC QUALITY ASSURANCE 5

Dist	revised for Special
A-1	

tromethanide 2, a steric inhibition toward the C-C covalent isomer was proposed [8]. A predominance of ionic over covalent C-C bonding to the trinitromethyl group in an organic molecule was also shown in our elucidation of the ionic structure of guanidinium trinitromethanide 3 without detection of a C-C covalent isomer [9-11].

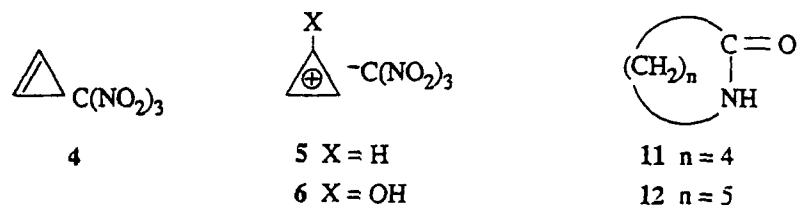


An interest in the discovery of additional molecules restricted to C, H, N, and O atoms with suppression of a covalent attachment of the trinitromethyl group to a carbon atom in favor of the dissociated isomeric trinitromethanide salt led to the present investigation. With recognition of the claim [2] that it does not yield isolable adducts with aldehydes and ketones other than formaldehyde, the addition of trinitromethane [$\text{HC}(\text{NO}_2)_3$, nitroform], pK_a 0, [2] to ketones, ketoximes, and amidines was selected for initial investigations. In contrast with a scarceness of literature on the 1,2-addition of trinitromethane to carbonyl and azomethine linkages, Michael additions to give β -trinitromethyl derivatives is well established [2].

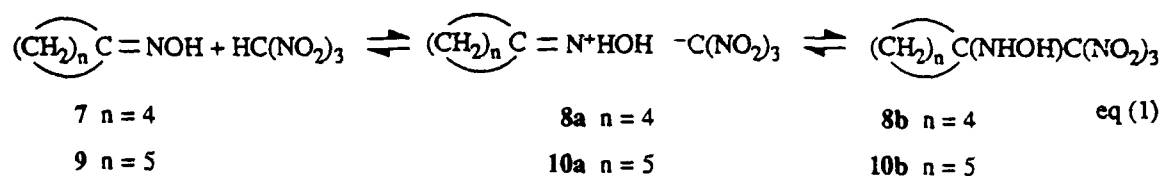
RESULTS AND DISCUSSION

Molecules structurally related to trinitromethylcyclopropene 4 and/or cyclopropenylum trinitromethanide 5 and their derivatives were sought for the energy to be derived from both trinitromethyl and the strained ring [12-14]. When an adduct from cyclopropen-

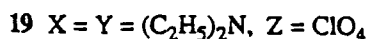
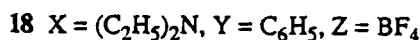
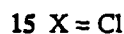
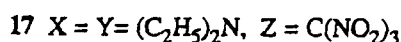
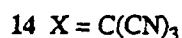
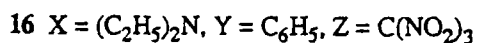
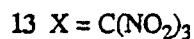
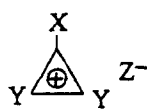
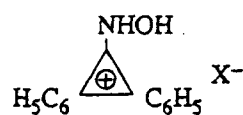
one and nitroform, obtained as an impure unstable yellow viscous oil tentatively identified as hydroxycyclopropenylium trinitromethanide **6** on the basis of its absorption at λ_{max} (ethanol) 350 nm (see below), decomposed on storage and warming, our attention shifted to similar adducts from ketoximes.

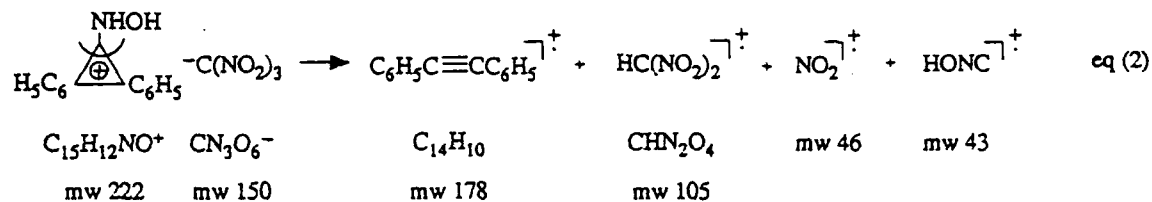


Simple adducts from nitroform and ketoximes **7**, **9** were readily obtained as cyclopentanone and cyclohexanone oxime trinitromethanides **8a**, **10a**, eq(1), isolated as viscous yellow oils. In each the trinitromethanide anion was shown to be present by UV absorption: **8a** (ethanol), λ_{max} 350 nm, log ϵ 4.20; **10a** (ethanol), λ_{max} 350 nm, log ϵ 4.30; for comparison potassium trinitromethanide gave absorption for the anionic chromophore at λ_{max} (ethanol) 350 nm, log ϵ 4.31 (lit [15] λ_{max} (water) 350 nm, log ϵ 4.16). Insofar as covalent trinitromethane derivatives including nitroform, were transparent in this spectral region the absence (or minimal presence) of the covalent isomers **8b**, **10b** was revealed by both the absorption and the molar absorption coefficient values. Facile thermal and hydrolytic dissociations of the adducts **8a**, **10a** regenerated nitroform and the oximes **7**, **9**. The absence of Beckmann rearrangements of oximes **7**, **9** to lactams **11**, **12** attested to noninteraction between the oxime hydroxyl function and nitroform or the trinitromethanide anion.



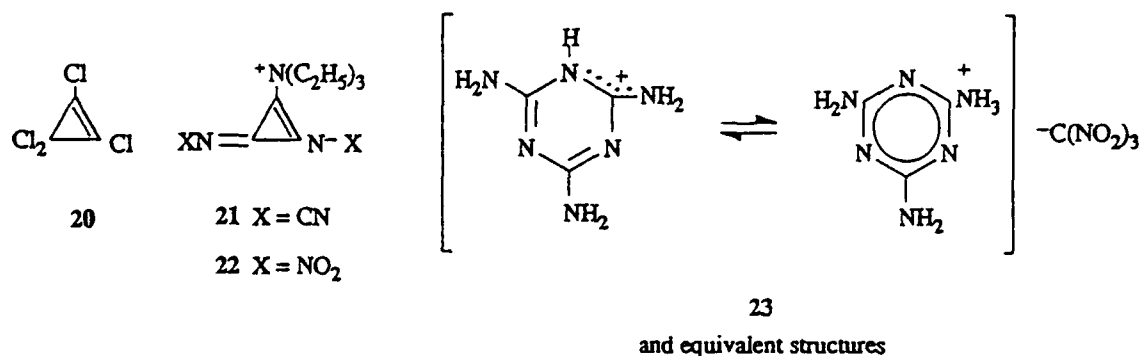
Somewhat more stable adducts from both nitroform and cyanoform $[\text{HC}(\text{CN})_3]$, tricyanomethane], $\text{pK}_a -5$, [2] with the oxime of diphenylcyclopropenone were readily obtained as amorphous yellow solids identified as hydroxylaminodiphenylcyclopropenylium trinitromethanide **13** and tricyanomethanide **14** on the basis of elemental and spectroscopic analysis. The hydroxylaminodiphenylcyclopropenylium cation was detected by (a) absorption at λ_{max} 310 nm, $\log \epsilon$ 4.07, for compound **13** (ethanol) and at λ_{max} 312 nm, $\log \epsilon$ 4.13, for compound **14** (ethanol) in close agreement with absorption at λ_{max} 312 nm, $\log \epsilon$ 4.12, for the known hydroxylaminodiphenylcyclopropenylium chloride **15** (ethanol) and (b) IR absorption at ν 1908 for compound **13** and ν 1912 for compound **14** in agreement with absorption at ν 1920 reported for the salt **15** [16]. The trinitromethanide anion was detected in compound **13** (ethanol) by absorption at λ_{max} 350 nm, $\log \epsilon$ 4.15 (compare values above for potassium trinitromethanide). The tricyanomethanide anion was detected in compound **14** by IR absorption at ν 2160 [17]. Further confirmation of the structure for the salt **13** was found in its EI-MS fragmentation pattern, eq. (2) (see Experimental).





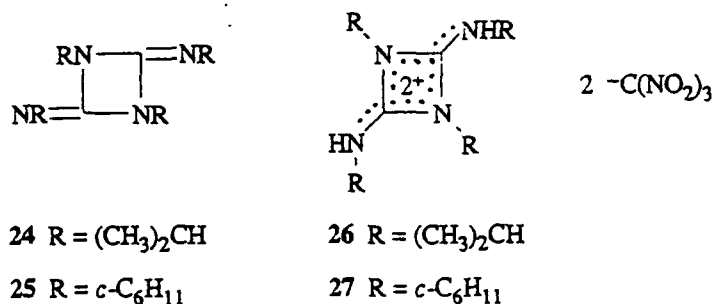
An attempt to obtain the trinitromethanide salt 13 from the corresponding chloride 15 [16] in an ion exchange reaction with potassium trinitromethanide was unsuccessful. Similar attempts to obtain diethylaminodiphenylcyclopropenylium and trisdiethylaminocyclopropenylium trinitromethanides 16, 17 by treating the respective tetrafluoroborate 18 [18] and perchlorate 19 [19] with potassium trinitromethanide were also unsuccessful.

Although tetrachlorocyclopropene 20 reacted with a mixture of cyanamide and triethylamine at -30°C to give the zwitterionic product 21 [20] a replacement of cyanamide with nitramine [21] failed to give the zwitterion 22 and led instead to an intractable mixture, a result also obtained in reactions between tetrachlorocyclopropene 20 and either ethyl carbamate or hydrazine. An independent treatment with triethylamine brought about a dissociation of nitramine [22].



An extension of the investigation of guanidinium trinitromethanide 3 [9] led to

the discovery of similar amidinium trinitromethanides. Melamine and nitroform readily gave a 1:1 yellow solid ionic adduct identified as melaminium trinitromethanide **23** by elemental analysis and absorption at λ_{max} (ethanol), 350 nm, $\log \epsilon$, 4.15. Although di- and triprotonation of melamine were known [23] attempts to obtain 1:2 and 1:3 adducts between melamine and nitroform were unsuccessful. In similar manner unstable ionic yellow viscous oil adducts (1:2) **26** (R = isopropyl) and **27** (R = cyclohexyl), λ_{max} (ethanol) 350 nm, $\log \epsilon$ 4.15 and 4.24 respectively, were obtained from the 1,3-dialkyl-2,4-dialkylimino-1,3-diazetidines **24**, **25** and nitroform.



The thermal instability of all trinitromethanide salts reported here precludes their practical application as energetic materials.

EXPERIMENTAL

Melting and decomposition points were determined on a Mel-Temp II apparatus and are uncorrected. Elemental analyses were obtained from Midwest Microlab, Indianapolis, IN. Instruments included: Perkin Elmer 1600 series FT-IR, HP5985 (70 eV) GC/MS, Cary 17 UV Spectrometer. The preparation of potassium trinitromethanide from tetranitromethane [24], its conversion to nitroform [24], and reactions of nitro-

form were carried out in a hood. Potassium trinitromethanide was stored at 0°C; it should be handled as an unstable compound capable of decomposition on extended storage or warming [4]. Diphenylcyclopropanone was commercially available; its oxime was prepared as reported [16]. Melamine was commercially available. 1,3-Diisopropyl-2,4-bis(isopropylimino)-1,3-diazetidene **24** and 1,3-dicyclohexyl-2,4-bis(cyclohexylimino)-1,3-diazetidene **25** were prepared as reported [25]. Solvents were removed by rotary evaporation under reduced pressure. Analyses for nitrogen content were generally unsatisfactory and not reproducible. Similar results from attempted analysis for elemental nitrogen content in trinitromethyl derivatives were reported [4].

Nitroform

A suspension of potassium trinitromethanide (0.19 g, 1.0 mmol) and anhydrous ether (15 ml) in a 3-necked RB flask equipped with a calcium chloride guard tube and a nitrogen inlet was held at 0–5°C. A solution of hydrogen chloride in ether was added in drops with stirring until the yellow color disappeared. Nitrogen was bubbled through the suspension for 15 min to remove hydrogen chloride. The colorless nitroform solution at 0–5°C was transferred to another 3-necked flask by filtration.

Hydroxycyclopropenylium trinitromethanide 6

To a solution of nitroform (0.45 g, 3.0 mmol) in ether (25 ml), cyclopropanone [26] (0.16 g, 3.0 mmol) was added and stirred for 2 h at 0–5°C. Removal of ether left the salt **10** as a yellow viscous oil, (0.15 g, 75%). IR (neat): ν 3028, 2984, 2900, 1590, 1305, 1097, 1073, 941, 837, 777, 626; UV (C₂H₅OH) λ_{max} 350 nm, log ϵ 4.14. Instability precluded its further purification.

Cyclopentanone oxime trinitromethanide 8a

To a solution of nitroform (0.15 g, 1.0 mmol) in ether (15 ml) at 0–5°C, cyclopentanone oxime (0.1 g, 1.0 mmol) was added and stirred for 2 h. Evaporation of the solvent left the salt **8a** as a viscous yellow liquid 0.22 g (88%); IR (neat): ν 3441, 2890, 1592, 1487, 1404, 1272, 1158, 1066, 940, 787; UV (C_2H_5OH) λ_{max} 350 nm, $\log \epsilon$ 4.20. Attempts at further purification were unsuccessful.

Cyclohexanone oxime trinitromethanide 10a

Treatment of cyclohexanone oxime (0.11 g, 1.0 mmol) with a solution of nitroform (0.15 g, 1.0 mmol) in ether (15 ml) at 0–5°C for 2 h gave the salt **7** as a yellow viscous liquid 0.24 g, (90%) after solvent was removed under vacuum at 20 °C. IR (neat): ν 3421, 2945, 1591, 1545, 1484, 1282, 1158, 1061, 941, 787; UV (C_2H_5OH): λ_{max} 350 nm, $\log \epsilon$ 4.30. Anal. calcd for $C_7H_{12}N_4O_7$: C, 31.82; H, 4.55. Found: C, 32.55; H, 4.57.

Water (20 ml) was added to the salt **10a** (2.0 g, 7.5 mmol) and the mixture was stirred for 20 h at room temperature. It was extracted with dichloromethane (3 x 20 ml) and the combined extracts were washed with water (1 x 10 ml) and dried over anhydrous magnesium sulfate. Evaporation left cyclohexanone oxime (0.11 g, 13%) which melted at 89°C (lit [27] 87–88°C). A similar hydrolysis of the salt **8a** gave cyclopentanone oxime.

Hydroxylamino-2,3-diphenylcyclopropenylium trinitromethanide 13

To a solution of nitroform (0.15 g, 1.0 mmol) in ether (15 ml), 2,3-diphenylcyclopropenone oxime (0.22 g, 1.0 mmol) was added at 0–5°C and stirred for 6 h. After iso-

lation, washing with cold pentane, and drying under a vacuum the salt **13** was obtained as a yellow solid, 0.32 g (85%), mp 75–76°C (dec); IR (KBr): ν 3221, 2976, 2814, 1908, 1597, 1542, 1277, 787, 734; UV (C_2H_5OH): λ_{max} 350 nm, $\log \epsilon$ 4.15. Anal. calcd for $C_{16}H_{12}N_4O_7$: C, 51.61; H, 3.23. Found: C, 51.23; H, 3.36. EI-MS, m/z (%): 178 (88), 105 (96), 77 (100), 51 (77), 50 (44), 46 (42), 43 (56). Diphenylacetylene, mw 178. was known to give the fragments m/z 77, 51, and 50 [28].

Hydroxylamino-2,3-diphenylcyclopropenylium tricyanomethanide 14

Diphenylcyclopropenone oxime (0.11 g, 0.5 mmol) was added to a moist ether solution of cyanoform [29] obtained without isolation from potassium tricyanomethanide (0.07 g, 0.5 mmol) [30]. The mixture was stirred for 1 h at room temperature, filtered, washed several times with cold water, and dried in vacuum to give the salt **14** as a pale yellow solid, 0.1 g (65%), mp 132°C (dec); IR (KBr): ν 3086, 2852, 2160 ($-C(CN)_3$, [17]), 1912 (hydroxylaminocyclopropenylium cation, [16]), 1597, 1569, 1448, 1406, 1083, 946, 763, 681, and 567. Anal. calcd for $C_{19}H_{12}N_4O$: C, 73.08; H, 3.85. Found: C, 72.97; H, 4.05.

Melaminium trinitromethanide 23

Melamine (0.13 g, 1.0 mmol) was added to a stirred solution of nitroform (0.15 g, 1.0 mmol) in ether at 0–5 °C. After stirring for 2 h, a yellow solid was isolated, washed with cold pentane, and dried in vacuum to give the salt **23**, 0.22 g (78%), mp 155°C (dec); IR (KBr): ν 3124, 1683, 1489, 1421, 1275, 1177, 793, 733; UV (C_2H_5OH): λ_{max} 350 nm, $\log \epsilon$ 4.15. Anal. calcd for $C_4H_7N_9O_6$: C, 17.33; H, 2.53; N, 45.49. Found: C, 17.80; H, 2.65; N, 45.10.

1,3-Dialkyl-2,4-bis(alkylimino)-1,3-diazetidinium bistrinitromethanides 26, 27

To a solution of nitroform (0.30 g, 2.0 mmol) in ether (20 ml), 1,3-diisopropyl-2,4-bis(isopropylimino)-1,3-diazetidine **24** (0.26 g, 1.0 mmol) was added at 0–5°C and the mixture was stirred for 6 h. Evaporation of the solvent afforded the salt **26** as a yellow viscous oil, 0.5 g (90%); IR (neat): ν 1676, 1542, 1288, 742; UV (C₂H₅OH): λ_{max} 350 nm, log ϵ 4.15. A similar treatment of 1,3-dicyclohexyl-2,4-bis(cyclohexylimino)-1,3-diazetidine **25** (0.41 g, 1.0 mmol) with nitroform (0.30 g, 2.0 mmol) gave the salt **27** as a yellow viscous oil, 0.6 g (85%); IR (neat): ν 1651, 1540, 1262, 733; UV (C₂H₅OH): λ_{max} 350 nm, log ϵ 4.24. Instability precluded further purification.

ACKNOWLEDGMENT

Financial support was received from ARO, contract DAAL03-90-G-0205, and from ONR.

FOOTNOTES AND REFERENCES

- [1] (a) Ammonium, methylammonium, hydrazinium, and methylhydrazinium trinitromethanides were described by H. M. Fox, US 2970898 (*Chem. Abstr.*, 55, 1961, 12856c); J. N. Godfrey, US 3196059 (*Chem. Abstr.* 63, 1965, 8113g); J. R. Lovett, US 3378594 (*Chem. Abstr.*, 68, 1968, 116121y); and I. Sh. Shvartz, M. M. Krayushkin, V. V. Sevost'yanova, and V. N. Yarovenko *Izv. Akad. Nauk SSSR Ser. Khim.*, 1979, 813 (Engl. transl., p. 755). (b) C. J. Barnes and A. J. Matuszko, U. S. Dept. Com., Office Tech. Serv., AD 415706, 1963 (*Chem. Abstr.*, 60,

- 1964, 10642c) reported tetraaminomethylmethane as its tetrakis trinitromethanide salt, $C(CH_2NH_3^+)_4(^-C(NO_2)_3)_4$; (c) K. Torssell *Arkiv För Kemi*, 23, 1965, 537 reported anilinium trinitromethanide; and (d) J. H. Boyer and A. M. Krishnan prepared *tert*-butylammonium trinitromethanide, mp 155–156°C (dec), elemental analyses for C, H, and N in agreement with theoretical values, from iodotrinitromethane and *tert*-butylamine (unpublished results).
- [2] L. A. Kaplan, "The Synthesis and Reactions of Trinitromethyl Compounds," in *The Chemistry of the Nitro and Nitroso Groups*, Part 2, ed. H. Feuer, Interscience, 1970, pp 292–303.
- [3] M. B. Frankel, *Tetrahedron*, 19, 1963, 213.
- [4] M. E. Sitzmann and H. G. Adolph, *Synth. Commun.*, 19, 1990, 3303.
- [5] R. Hu, H. Zhang, Z. Yang, D. Uang, Y. Liang, and Y. Kong, *J. Therm. Anal.*, 36, 1990, 1161.
- [6] G. Ponzio, *Gazz. Chim. Ital. II*, 45, 1915, 12.
- [7] M. S. Pevzner, A. K. Pan'kov, I. N. Shokhor, A. G. Gal'kovskaya, and L. I. Bagal, *Zh. Org. Khim.*, 8, 1972, 118; Engl. Transl. p. 119.
- [8] V. I. P'yankova, K. V. Altukhov, V. V. Perekalin, G. A. Berkova, and V. P. Pozdnyakov, *Dokl. Akad. Nauk SSSR*, 278, 1984, 885; Engl. Transl., p 341.
- [9] A. M. Krishnan, P. Sjoberg, P. Politzer, and J. H. Boyer, *J. Chem. Soc. Perkin Trans. II*, 1989, 1237.
- [10] Guanidine nitroform, $(H_2N)_2C=NH \cdot HC(NO_2)_3$, was reported in the *Encyclopedia of Explosives and Related Items*, Vol 6, ed. B. T. Federoff and O. E. Sheffield,

- Picatunny Arsenal, Dover, New Jersey, 1974, p G151, and Vol 8, ed. S. M. Kaye, 1978, p M79. A preparative procedure was not reported and the compound was inadequately characterized by m.p. data, later corrected, [9] and by elemental analysis for nitrogen only. These reports were omitted in *Chemical Abstracts*.
- [11] K. L. Martin, E. D. Stevens, A. M. Krishnan, and J. H. Boyer, *Acta Crystallogr.*, in press.
- [12] J. S. Murray, J. M. Seminario, P. Lane, and P. Politzer, *J. Mol. Struct. (Theor. chem)*, 207, 1990, 193 reported a calculated strain energy of 60.4 kcal/mol for cyclopropene.
- [13] In a personal communication P. C. Redfern and P. Politzer described a theoretical derivation for specific impulses (I_s) [14] with values for structures 4 and 5 surpassing the standard value for HMX [$\text{-(CH}_2\text{N(NO}_2\text{))}_4$], by 9 and 15 percent respectively.
- [14] Ref [10], Vol 7, 1975, p I63.
- [15] M. J. Kamlet and D. J. Glover, *J. Org. Chem.*, 27, 1962, 537.
- [16] H. Yoshida, H. Ohtsuka, K. Yoshida, Y. Totani, T. Ogata, and K. Matsumoto, *Bull. Chem. Soc. Jpn*, 61, 1988, 4347.
- [17] S. Trofimenko, *J. Org. Chem.*, 28, 1963, 217.
- [18] R. C. Kerber and C. M. Hsu, *J. Am. Chem. Soc.*, 95, 1973, 3239.
- [19] C. Wilcox and R. Breslow, *Tetrahedron Lett.*, 21, 1980, 3241.
- [20] B. Gerecht, G. Offermann, and G. Seitz, *Synthesis*, 1982, 726.
- [21] C. A. Marles, V. K. La Mer, and J. Greenspan, *Inorganic Syntheses Coll.* Vol I,

1939, 68.

- [22] C. H. Arrowsmith, A. J. Kresge, and Y. C. Tang, *J. Amer. Chem. Soc.*, *113*, 1991, 179 (earlier references cited) reported base catalyzed decomposition of nitramine.
- [23] D. V. Jahagirdar and R. M. Kharwadkar, *Ind. J. Chem.*, *20A*, 1981, 635.
- [24] Aerojet Eng. Corp., Azusa, California, report # 494 (personal communication from G. Manser).
- [25] K. Hartke, F. Rossbach, and M. Radau, *Liebigs Ann. Chem.*, *762*, 1972, 167.
- [26] R. Breslow, J. Pecoraro, and T. Sugimoto, *Org. Synthesis Coll.* Vol VI, 1988, 361.
- [27] E. W. Bousquet, *Org. Synthesis Coll.* Vol II, 1943, 313.
- [28] J. H. D. Eland and C. J. Danby, *J. Chem. Soc.*, 1965, 5935.
- [29] S. Trofimenko, *J. Org. Chem.*, *28*, 1963, 2755.
- [30] S. Trofimenko, E. L. Little, and H. F. Mower, *J. Org. Chem.*, *27*, 1962, 433.