

AD-A254 360

ed
4-0188

REPORT DOCUMENTATION PAC

1a. REPORT SECURITY CLASSIFICATION UNCLASSIFIED		1b. RES	
2a. SECURITY CLASSIFICATION AUTHORITY		3. DISTRIBUTION/AVAILABILITY OF REPORT Approved for public release; distribution is unlimited.	
2b. DECLASSIFICATION/DOWNGRADING SCHEDULE		5. MONITORING ORGANIZATION REPORT NUMBER(S) AFOSR-TR- 92 0797	
4. PERFORMING ORGANIZATION REPORT NUMBER(S)		7a. NAME OF MONITORING ORGANIZATION AFOSR/NE/L	
6a. NAME OF PERFORMING ORGANIZATION (EXAMPLE) North Carolina Central University	6b. OFFICE SYMBOL (if applicable)	7b. ADDRESS (City, State, and ZIP Code) Building 410, Bolling AFB DC 20332-6448	
6c. ADDRESS (City, State, and ZIP Code)		9. PROCUREMENT INSTRUMENT IDENTIFICATION NUMBER Grant/Contract Number F49620-89-C-0080	
8a. NAME OF FUNDING/SPONSORING ORGANIZATION AFOSR	8b. OFFICE SYMBOL (if applicable) NE/L	10. SOURCE OF FUNDING NUMBERS	
8c. ADDRESS (City, State, and ZIP Code) Building 410, Bolling AFB DC 20332-6448		PROGRAM ELEMENT NO. 61102F	TASK NO. A2

11. TITLE (Include Security Classification)
High Resolution Molecular Spectroscopy of Atmospheric Species

12. PERSONAL AUTHOR(S) Drs. Jyotsna M. Dutta and Charles R. Jones
Author(s) on Reprint, Interim or Final Report

13a. TYPE OF REPORT Final Annual	13b. TIME COVERED FROM 7-1-91 TO 6-30-92	14. DATE OF REPORT (Year, Month, Day)	15. PAGE COUNT
-------------------------------------	---	---------------------------------------	----------------

16. SUPPLEMENTARY NOTATION
(Journal Citation) - Name of Journal, Volume Number, Page Numbers, data.
(USE WITH REPRINTS ONLY)

17. COSATI CODES			18. SUBJECT TERMS (Continue on reverse if necessary and identify by block number)
FIELD	GROUP	SUB-GROUP	

19. ABSTRACT (Continue on reverse if necessary and identify by block number)
The pressure-broadening of the 2(1,1) - 2(1,2), 3(1,3) - 2(2,1), and 7(3,4) - 6(4,3) transitions of HDO were studied between 90K and 600K. The broadening gases were He, H₂, O₂, and N₂. Results for the temperature dependence of the pressure broadening parameters and collisional cross sections are discussed. The HDO transitions selected for study belong to widely different lower state energies. Such a selection allows to observe any dependence that 300K broadening parameters and temperature coefficients may have on the rotational quantum numbers. All these have considerable theoretical interest.

92-22989



2818040

20. DISTRIBUTION/AVAILABILITY OF ABSTRACT <input checked="" type="checkbox"/> UNCLASSIFIED/UNLIMITED <input type="checkbox"/> SAME AS RPT. <input type="checkbox"/> DTIC USERS		21. ABSTRACT SECURITY CLASSIFICATION UNCLASSIFIED	
22a. NAME OF RESPONSIBLE INDIVIDUAL James G. Stobie Program Manager	22b. TELEPHONE (Include Area Code) (202) 767-4968	22c. OFFICE SYMBOL AFOSR/NE/L	

Title: High Resolution Molecular Spectroscopy of Atmospheric Species

Contract/Grant Number: F49620-89-C-0080

Principal Investigators: Dr. Jyotsna M. Dutta
Dr. Charles R. Jones
Department of Physics
North Carolina Central University
Durham, NC 27707

Reporting Period: July 1, 1991 to June 30, 1992.

Research Participants: Mr. Ralph France, III

Summary of Objectives and Accomplishments

1. Pressure broadening measurements were performed on the $3(1,2) - 2(2,1)$, $2(1,1) - 2(1,2)$, and $7(3,4) - 6(4,3)$ transitions of HDO at 225,896.72 MHz, 241,562 MHz, and 241974 MHz respectively. Broadening gases were He, H₂, O₂ and N₂. Temperature dependence of the pressure broadening parameters were studied between 90K and 600K.
2. Results of the research were presented at various scientific meetings during this reporting period. These meetings are:
 - i) 16th International Conference on IR and MM Waves, Lausanne, Switzerland, 26-30 August 1991. Conference Digest pp.
 - ii) South Eastern Section Meeting of the American Physical Society, Nov. 11-13, 1991. Bull. Am. Phys. Soc. V. 36, #10, p. 2731, Nov. 1991. iii) American Physical Society March Meeting. Indianapolis, March 16-20, 1992. Bull. Am. Phys. Soc., 37, 520 (1992).
 - iv) International Symposium on Molecular Spectroscopy, June 15-10, 1992, Columbus, Ohio.
3. Mr. Ralph France, III, a research participant has completed his B.S. program. He presented a paper at the 6th National Undergraduate Research Meeting, Minneapolis, March 25-29, 1992, describing his research for the project.

ABSTRACT

The pressure-broadening of the 2(1,1) - 2(1,2), 3(1,2) - 2(2,1), and 7(3,4) - 6(4,3) transitions of HDO were studied between 90K and 600K. The broadening gases were He, H₂, O₂, and N₂. Results for the temperature dependence of the pressure broadening parameters and collisional cross sections are discussed. The HDO transitions selected for study belong to widely different lower state energies. Such a selection allows to observe any dependence that 300K broadening parameters and temperature coefficients may have on the rotational quantum numbers. All these have considerable theoretical interest.

DTIC QUALITY INSPECTED 5

Accession For	
NTIS GRA&I	<input checked="" type="checkbox"/>
DTIC TAB	<input type="checkbox"/>
Unannounced	<input type="checkbox"/>
Justification	
By _____	
Distribution _____	
Availability Codes	
Dist	Special
A-1	

HDO is a prolate asymmetric rotor with both "a" and b transitions. Because of the small moments of inertia and large rotational constants, microwave spectra are very sparse. The presence of HDO has been detected in the upper atmosphere as well as in the interstellar medium.

Pressure-broadening measurements were performed on 2(1,1) - 2(1,2), 3(1,2) - 2(2,1), and 7(3,4) - 6(4,3) transitions at 241561.55 MHz, and 225896.72, and 241973.57 MHz respectively. The corresponding energy values of the lower levels are 58.1269 cm⁻¹, 108.9262 cm⁻¹, and 573.890 cm⁻¹ (1). The rotational lines were selected for the measurements to study the temperature dependence of their pressure broadening coefficients and pressure broadening cross sections. Lines with a wide range of energies and J values were deliberately chosen because of their potential theoretical implications.

Broadband spectrometer used for the measurement has been shown in Fig. 1. Low temperature measurements were made in a collisionally cooled cell with a continuously variable temperature between 80K and 300K. Usable upper temperature limit is set by the trapping point of the sample gas (Fig. 2). Static measurements were made in a quartz cell enclosed in an oven with a continuously variable temperature between 80K and 600K. The broadening gases used were He, H₂, O₂, and N₂.

The pressure of the broadening gas is typically varied from 0.02 to 1.0 torr. For each temperature, data were recorded for about 30 different pressures. Each line profile was fit to the voight line shape to extract the halfwidth ($\Delta\nu$). Pressure-broadening coefficient γ , for each temperature was obtained from a least square fit to the data, using the relation

$$\Delta\nu = \gamma P \quad (1)$$

Pressure broadening parameters as well as collisional parameters are strong functions of temperature. It has been found that observed pressure broadening data can accurately be represented by

$$\sigma(T) = \sigma_0(T_0/T)^m \quad (2)$$

and
$$\gamma(T) = \gamma_0(T_0/T)^n \quad (3)$$

where σ_0 and γ_0 are the cross section and pressure broadening parameters at the reference temperature T_0 , respectively, n and m are constants.

Fig. 3 shows the experimental results for HDO-He collisions. Data followed equation (3) and fall on a straight line. As can be seen in Fig. 3, the helium data for all three lines show no significant deviation from the straight lines. N values are shown in Table 1 and these are close to 0.5, a result predicted by hard sphere collision theory. It may be noted that helium does not possess any multipole moment and these are results which are expected.

HDO lines broadened by H₂ is shown in Fig. 4. High temperature data, up to 150K, followed Eqn. (3) and fall on straight lines with the values of the slopes which are shown in Table 1. Low temperature data have considerable deviation from the straight line. Similar fall-off of the low temperature data has been observed for these lines broadened by O₂ and N₂ and shown in Figs. 5 and 6 respectively. High temperature data, up to 150K, followed Eqn. (3) and fall on straight lines with the values of the slopes which are shown in Table 1. The pressure broadening cross sections are calculated via the relation

$$\sigma = 0.447 (\mu T)^{1/2} \gamma ; \quad (4)$$

where $\sigma(A^2)$ is the pressure broadening cross sections, $\mu(\text{amu})$ the reduced mass, $T(K)$ the temperature, and $\gamma(\text{MHz/Torr})$ the pressure broadening parameter. The collisional cross sections for three transitions of HDO with H₂, He, O₂, and N₂ at temperatures between 80K and 600K are shown in Figs. 7-9. Here again, we find that helium data follow Eqn (2) with $m = 0$ and fall on straight lines which are parallel to Temperature-axis, showing that these represent hard sphere scattering. High temperature data for the 2(1,1) - 2(1,2) and 3(1,2) - 2(2,1) transitions broadened by H₂, O₂, and N₂ follow Eq. (2). However, the low temperature data (below 150K) show considerable drop of their values. Fig.10 shows the broadening parameters as a function of J. We notice a trend for all of these four broadening gases - decrease in the broadening coefficients for increase in J values. The broadening parameters for collision with nitrogen are larger than with other molecules considered here. It can be accounted for the by the fact that nitrogen has the largest value for quadrupole moment compared to other broadening gases studied. Fig. 10 also shows HDO - N₂ broadening results due to Devi et al (2). Their measured values are within our experimental errors and their values also show a trend similar to ours.

Fig. 11 plots the temperature exponent, n versus J for the broadening gases. He - data show no variation with respect to J. Only in the case of hydrogen broadening data we notice a definite trend -decrease in n value with increase in J. Same conclusion cannot be drawn for the oxygen and nitrogen-broadening data.

CONCLUSION

Experimental studies reported here include pressure broadening measurements of several HDO lines broadened by H₂, He, N₂, and O₂ over a large temperature range. Availability of a dependable theoretical framework would facilitate interpolation and extrapolation of measured values as a function of both temperature and quantum number. However, the calculation of pressure broadening parameter is a very complicated problem. Clearly it is important to develop a reliable body of experimental data bank for various molecular species of atmospheric importance. An effort reported here would contribute to develop such a data bank.

REFERENCES

1. J. K. Messer, Frank C. DeLucia, and Paul Helminger, *J. of Mole. Spectrosc.* 105, 139-155 (1984).
2. V. Malathy Devi, D. C. Benner, C. P. Rinsland, M. A. H. Smith, and B. D. Sidney, *J. Mole. Spectrosc.* 117, 403 (1986).

Table of results for HDO pressure broadening
(γ in MHz/torr)

		$2_{1,1}-2_{1,2}$	$3_{1,2}-2_{2,1}$	$7_{3,4}-6_{4,3}$
Helium	n	0.50(5)	0.52(3)	0.50(5)
	γ_0	0.784(1)	0.74(1)	0.52(1)
Hydrogen	n	0.86(5)	0.81(2)	0.59(3)
	γ_0	3.9(1)	3.48(3)	2.51(4)
Oxygen	n	0.90(3)	0.96(2)	0.81(6)
	γ_0	2.71(5)	2.25(2)	1.58(5)
Nitrogen	n	0.77(1)	0.70(2)	0.67(5)
	γ_0	4.45(6)	4.21(4)	3.47(6)

Table 1.

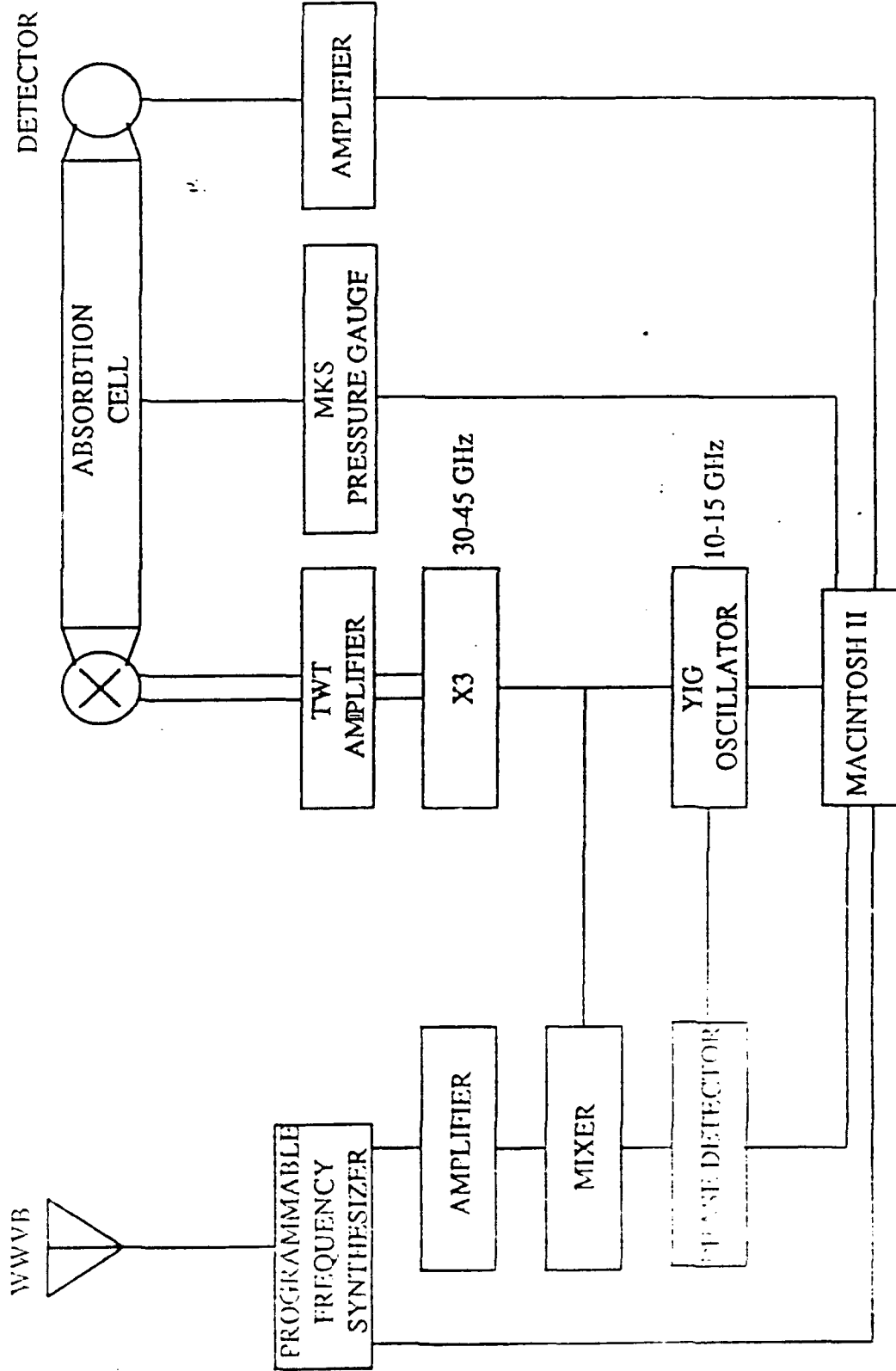


Fig. 1 Broadband Spectrometer

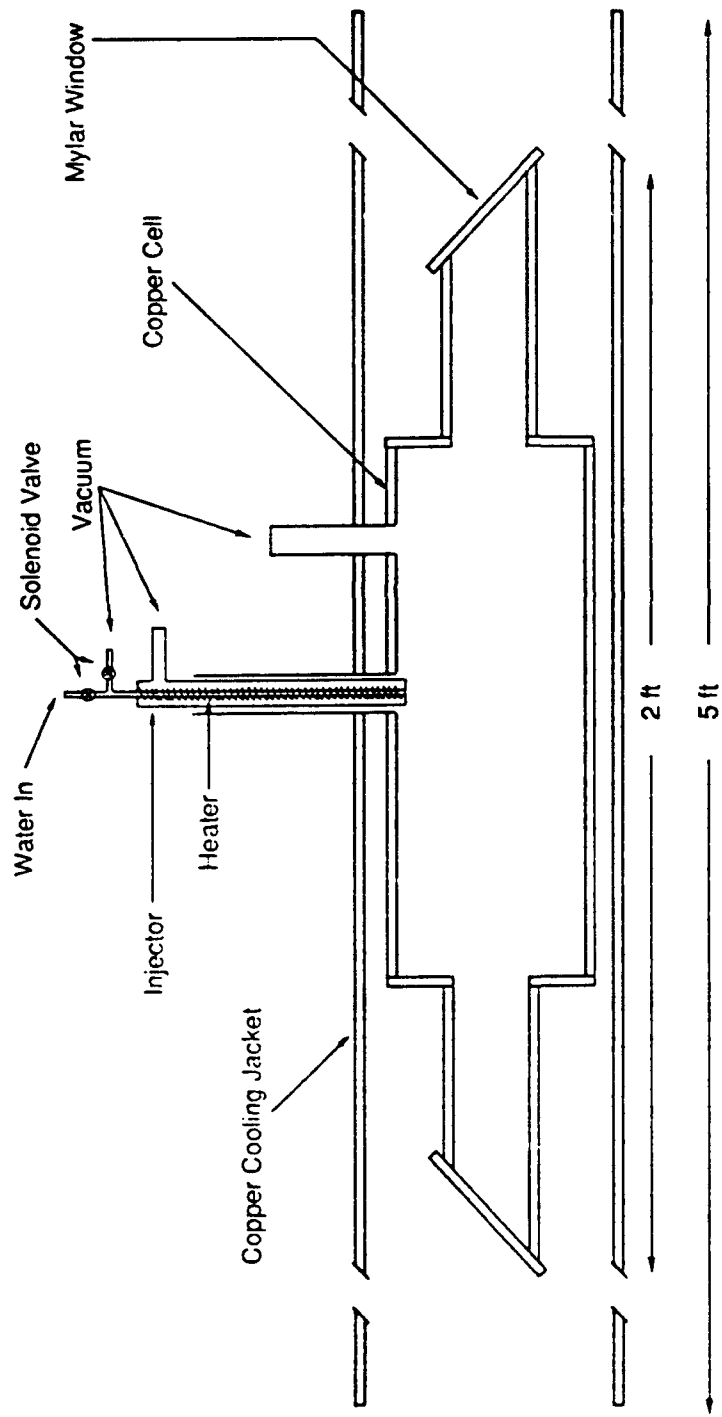


Fig. 2 Collisionally Cooled Cell

HDO-Helium Broadening

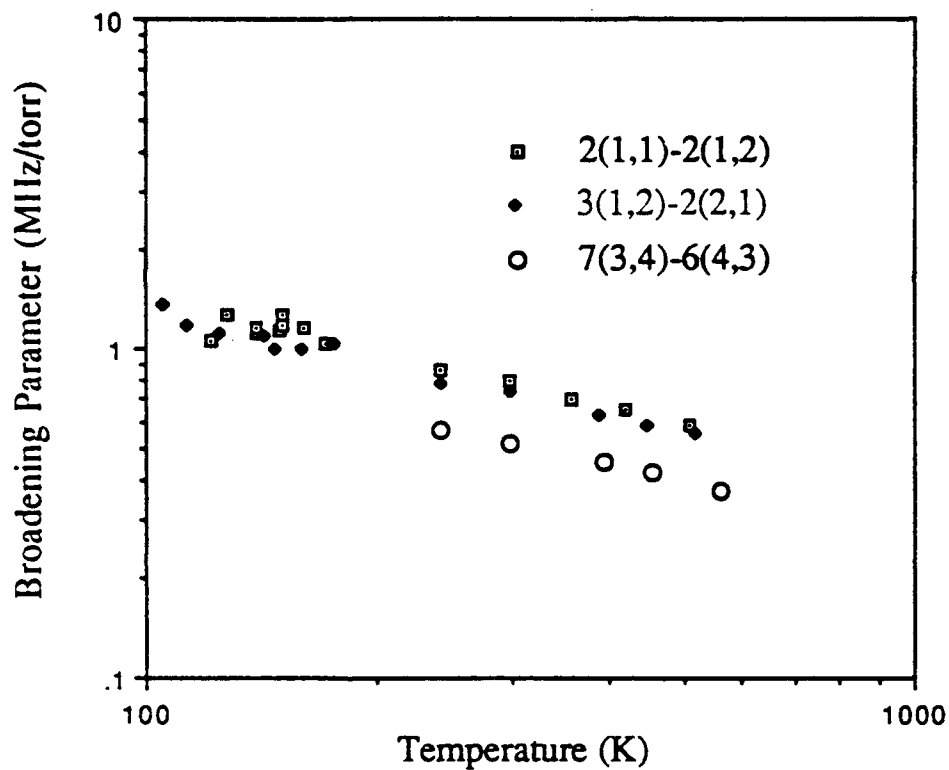
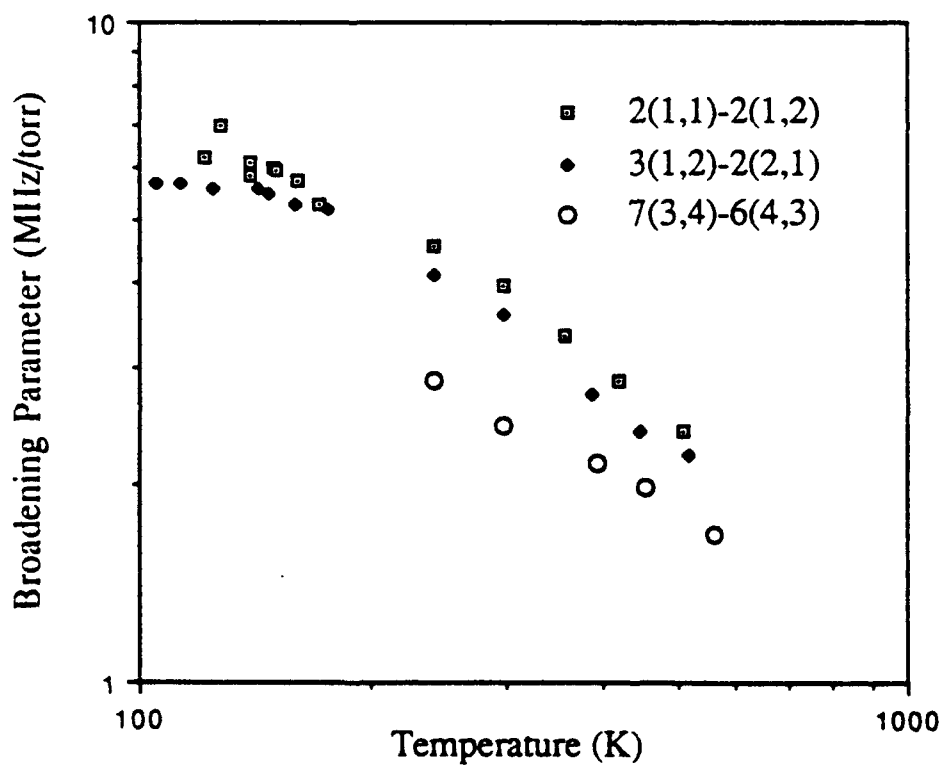
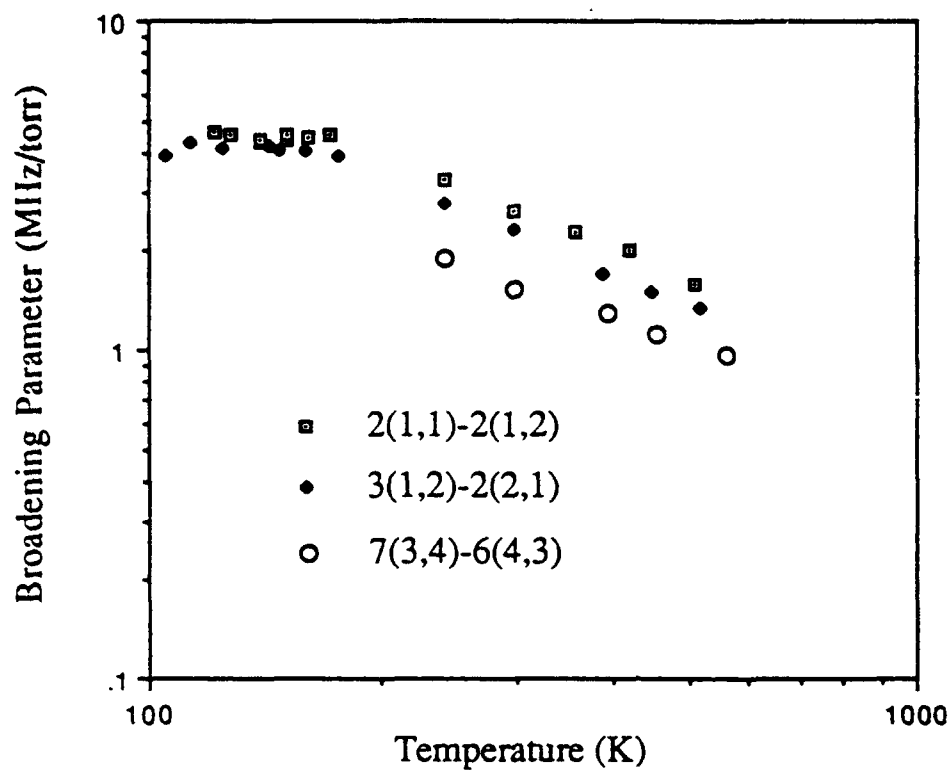


Fig. 3. Measured Pressure Broadening Coefficients Versus Temperature for HDO-He

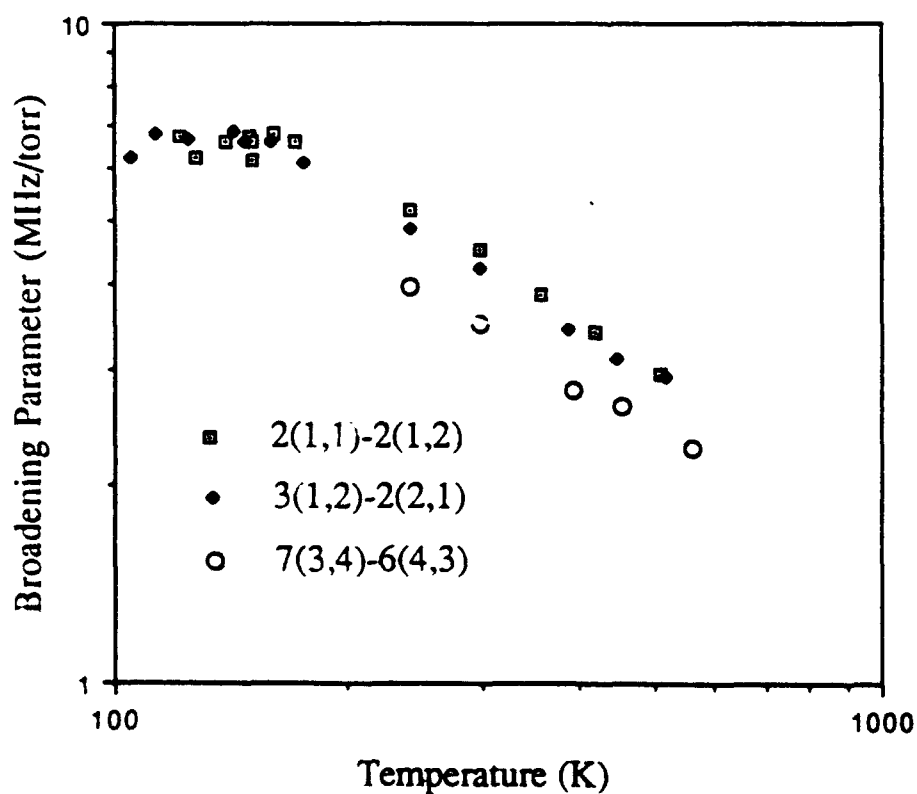
HDO - Hydrogen Broadening

Fig. 4. Measured Pressure Broadening Coefficients Versus Temperature for HDO-H₂

HDO - Oxygen Broadening

Fig. 5. Measured Pressure Broadening Coefficients Versus Temperature for HDO-O₂

HDO - Nitrogen Broadening

Fig. 6. Measured Pressure Broadening Coefficients Versus Temperature for HDO-N₂

Results

The 2(1,1) - 2(1,2) transition of HDO

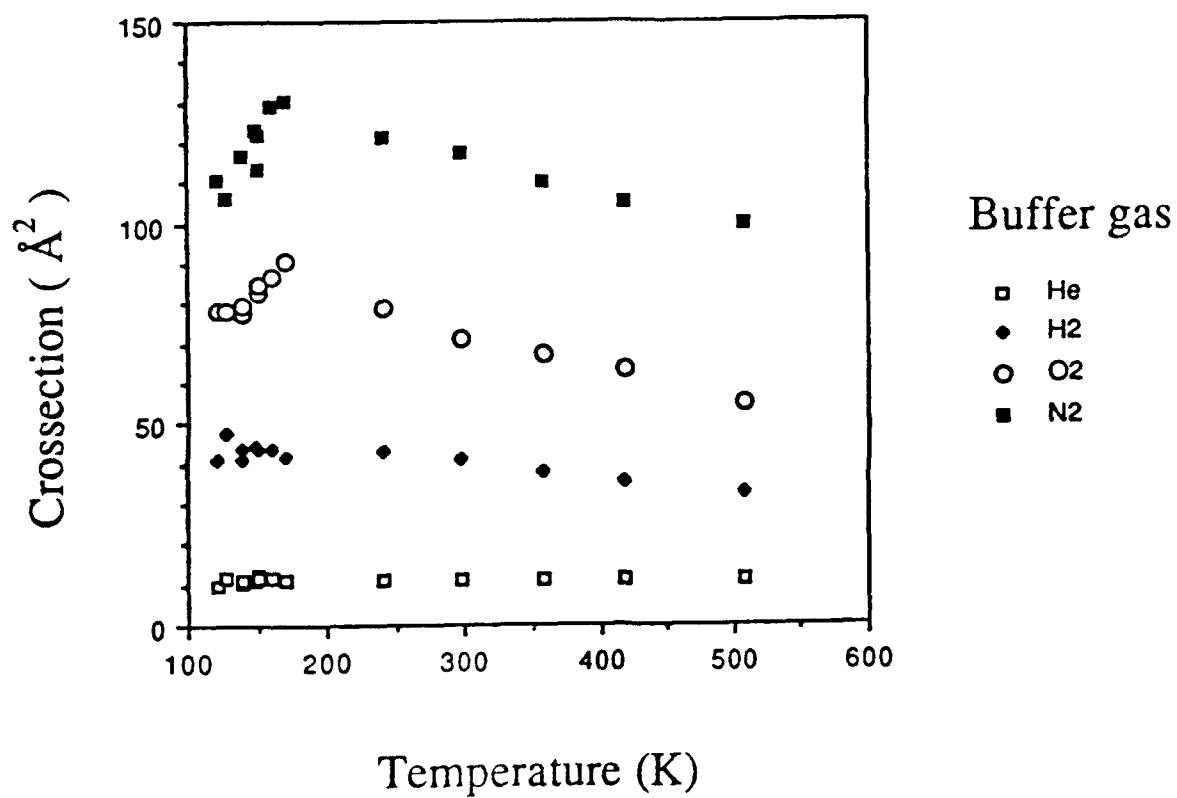


Figure 7.

Results

The 3(1,2) - 2(2,1) transition of HDO

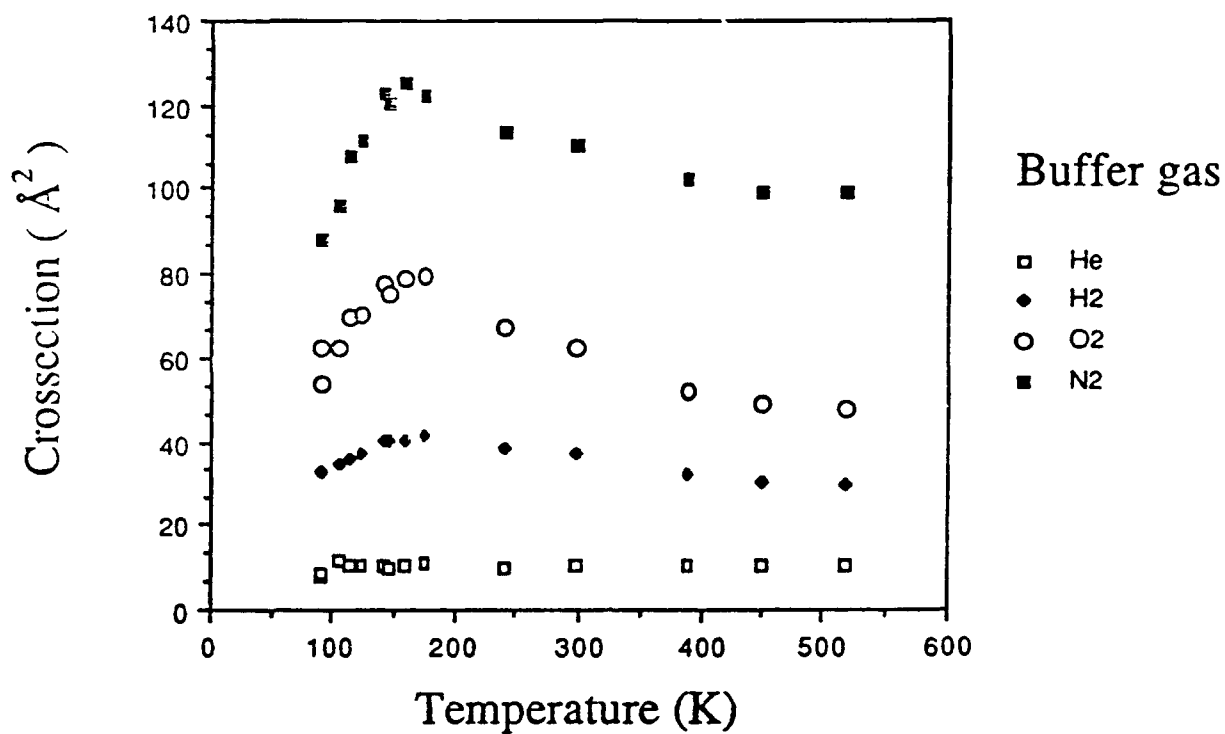


Figure 8.

The 7(3,4) - 6(4,3) transition of HDO

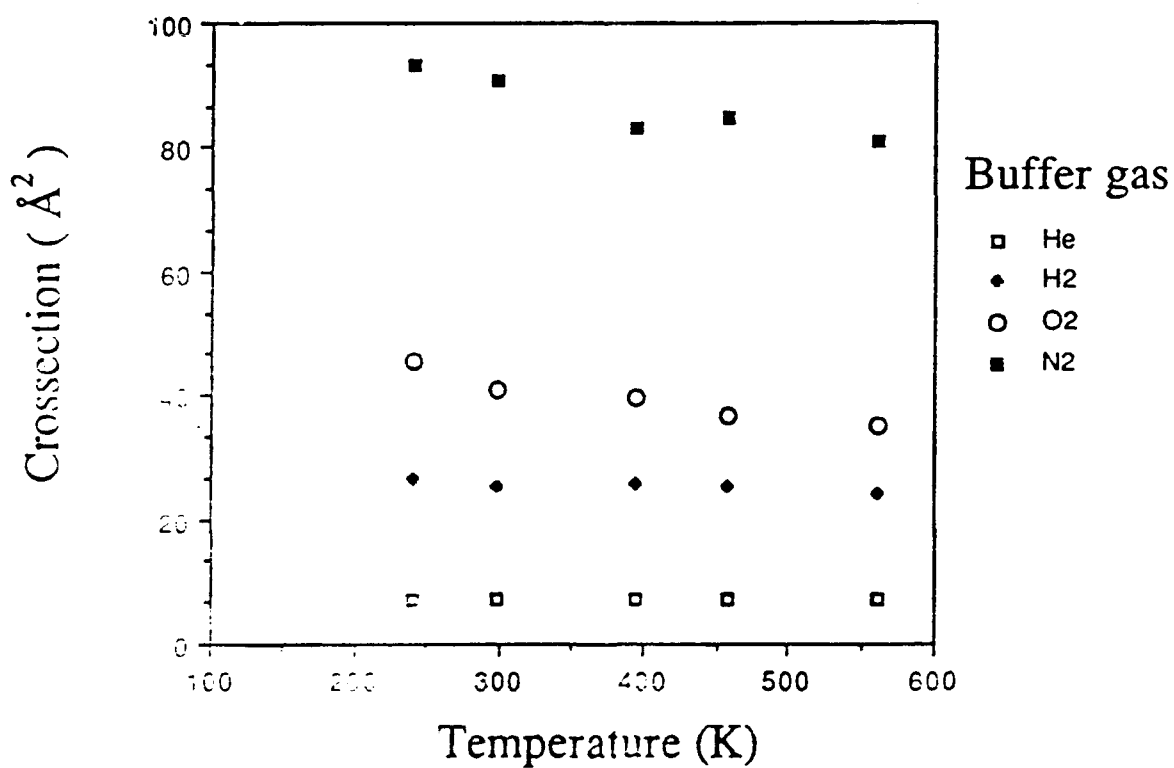


Figure 9.

Pressure Broadening Results at 300K

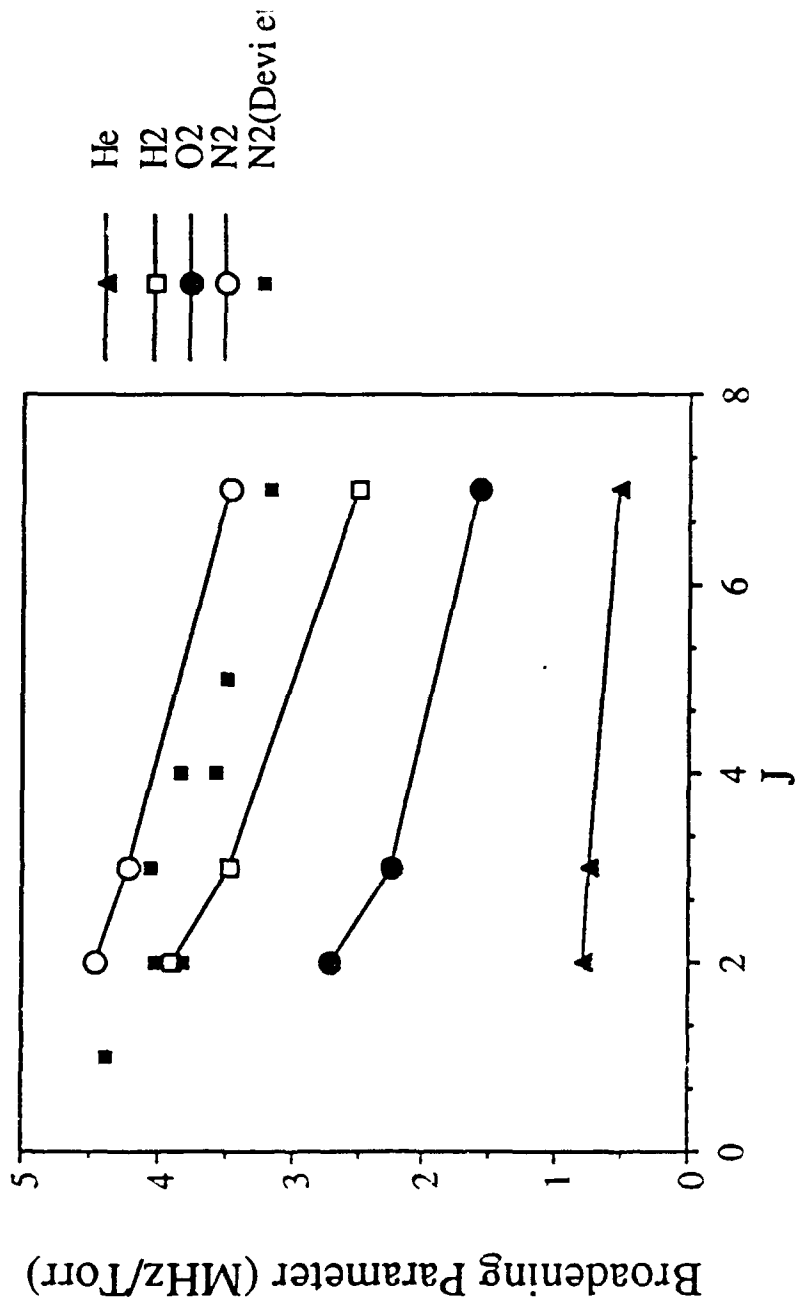


Fig. 10. Pressure Broadening Coefficient at 300K As A Function of Rotational Quantum Number J.

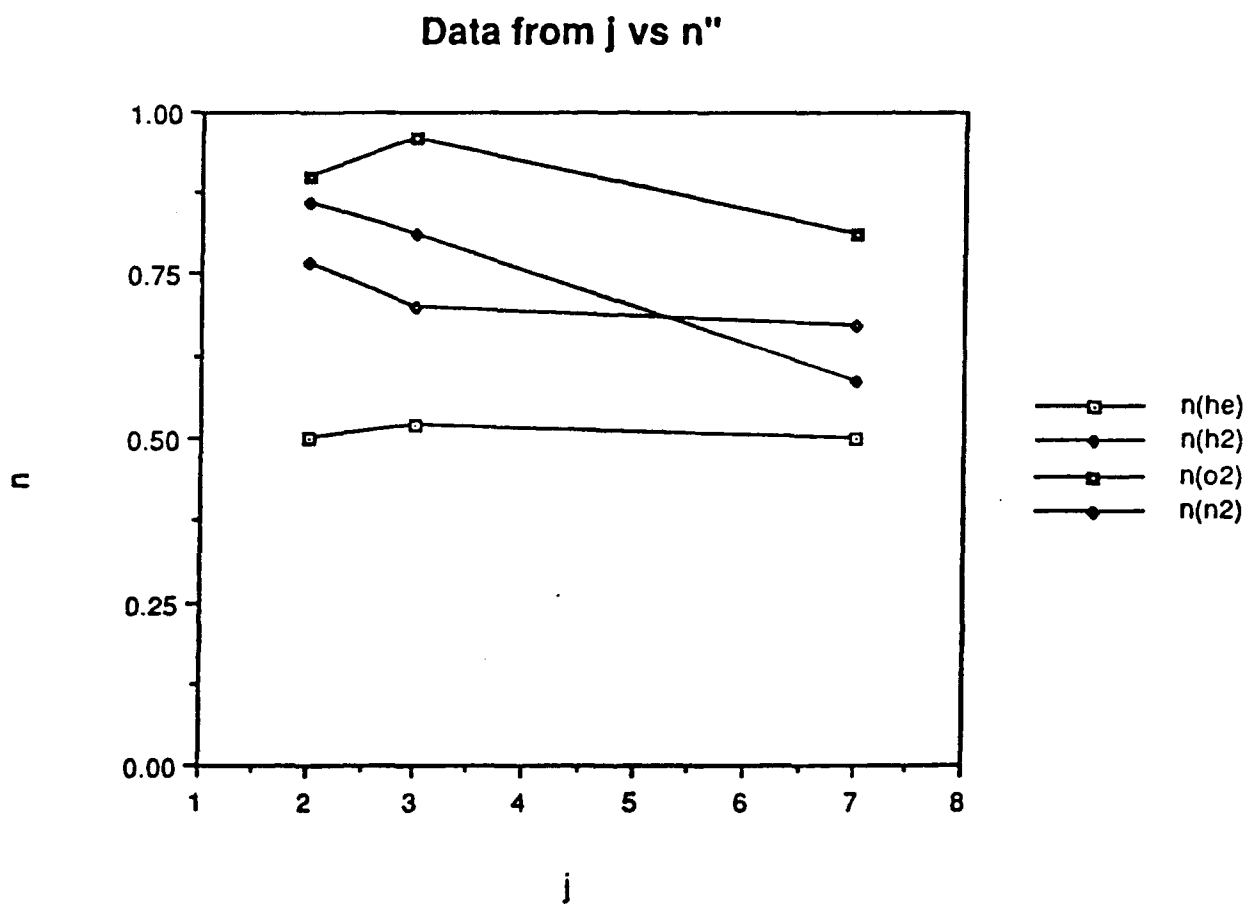


Fig. 11. Temperature Exponent n Versus The Rotational Quantum Number J .