

AD-A248 444



DOCUMENTATION PAGE

Form Approved OMB No. 0704-0188



DTIC ELECTED

1b. RESTRICTIVE MARKINGS

3 DISTRIBUTION AVAILABILITY OF REPORT
This document has been approved for public release and sale; its distribution is unlimited.

2b. DECLASSIFICATION/DOWNGRADING SCHEDULE
APR 3 1992

4 PERFORMING ORGANIZATION REPORT NUMBER(S)

5 MONITORING ORGANIZATION REPORT NUMBER(S)

6a. NAME OF PERFORMING ORGANIZATION
Dept. of Chemistry
Cornell University

6b. OFFICE SYMBOL
(If applicable)

7a. NAME OF MONITORING ORGANIZATION
Office of Naval Research

6c. ADDRESS (City, State, and ZIP Code)
Dept. of Chemistry
Cornell University
Ithaca, NY 14853-1301

7b. ADDRESS (City, State, and ZIP Code)
Chemistry Program
800 N. Quincy St.
Alexandria, VA 22217

8a. NAME OF FUNDING/SPONSORING ORGANIZATION
Office of Naval Research

8b. OFFICE SYMBOL
(If applicable)

9 PROCUREMENT INSTRUMENT IDENTIFICATION NUMBER
N00014-91-J-1269

8c. ADDRESS (City, State, and ZIP Code)
Chemistry Program
800 N. Quincy St.
Alexandria, VA 22217

10 SOURCE OF FUNDING NUMBERS			
PROGRAM ELEMENT NO	PROJECT NO	TASK NO	WORK UNIT ACCESSION NO

11. TITLE (Include Security Classification)
Synthesis and Characterization of a New Ternary Nitride, Ca_3VN_3

12. PERSONAL AUTHOR(S)
Deborah A. Vennos and F. J. DiSalvo

13a. TYPE OF REPORT
Technical Rpt. #15

13b. TIME COVERED
FROM 12/91 TO 11/94

14. DATE OF REPORT (Year, Month, Day)
92-April-2

15. PAGE COUNT

16. SUPPLEMENTARY NOTATION
to be published: J. of Solid State Chemistry

17. COSATI CODES		
FIELD	GROUP	SUB-GROUP

18. SUBJECT TERMS (Continue on reverse if necessary and identify by block number)
Solid State Nitrides Magnetic Properties
Crystal Structure

19. ABSTRACT (Continue on reverse if necessary and identify by block number)
We have synthesized a new ternary nitride, Ca_3VN_3 , from the binary nitrides at high temperature. The refined structure was solved in the $P2_1/m$ space group with lattice constants $a=6.717$ (2), $b=5.064$ (2), $c=6.720$ (3), $\beta=78.88$ (3), $Z=2$, and $R=3.2\%$, $R_w=3.7\%$. The structure is related to the recently reported A_3MN_3 compounds (1) with sheets of $[VN_3]^{6-}$ trigonal planar units and calcium ions. Ca_3VN_3 is insulating with V^{3+} in the low-spin state, $S=0$.

20. DISTRIBUTION AVAILABILITY OF ABSTRACT
 UNCLASSIFIED/UNLIMITED SAME AS RPT DTIC USERS

21. ABSTRACT SECURITY CLASSIFICATION
Unclassified

22a. NAME OF RESPONSIBLE INDIVIDUAL
Dr. John Pazik

22b. TELEPHONE (Include Area Code)
202-696-4409

22c. OFFICE SYMBOL

OFFICE OF NAVAL RESEARCH

Grant or Contract N00014-91-J-1269

R&T Code 4134037

Technical Report No. 15

Synthesis and Characterization of a
New Ternary Nitride: Ca_3VN_3

by

Deborah A. Vennos and F. J. DiSalvo

to be Published

Journal of Solid State Chemistry

Cornell University
Department of Chemistry
Ithaca, NY 14853

April 2, 1992

Reproduction in whole or in part is permitted for any purpose
of the United States Government

This document has been approved for public release
and sale; its distribution is unlimited

ABSTRACT

We have synthesized a new ternary nitride, Ca_3VN_3 , from the binary nitrides at high temperature. The refined structure was solved in the $P2_1/m$ space group with lattice constants $a=6.717(2)$, $b=5.064(2)$, $c=6.720(3)$, $\beta=78.88(3)$, $Z=2$, and $R=3.2\%$, $R_w=3.7\%$. The structure is related to the recently reported A_3MN_3 compounds (1) with sheets of $[\text{VN}_3]^{6-}$ trigonal planar units and calcium ions. Ca_3VN_3 is insulating with V^{3+} in the low-spin state, $S=0$.

Accession For	
NTIS CRA&I	<input checked="" type="checkbox"/>
DTIC TAB	<input type="checkbox"/>
Unannounced	<input type="checkbox"/>
Justification	
By	
Distribution/	
Availability Codes	
Dist	Avail and/or Special
A-1	



92-09372



Introduction

Recently we have reported the synthesis and properties of alkaline earth-transition metal nitrides (1, 2, 3). A new structure type was observed in Ca_3CrN_3 (1), which consists of sheets of trigonal planar $[\text{CrN}_3]^{6-}$ units separated by Ca ions. This was the first solid state example of a transition metal in a trigonal planar environment of nitrogen atoms. The low Cr site symmetry (C_{2v}) and high covalency of the Cr-N bonding leads to a low spin Cr^{3+} ($S=1/2$) state. Ca_3CrN_3 is the only Cr^{3+} compound known to be low spin. Since our report of Ca_3CrN_3 , more alkaline earth transition metal nitride structures have been reported to contain this $[\text{MN}_3]^{6-}$ unit; for example, $\text{Ba}_3(\text{Sr}_3)\text{FeN}_3$ (4), and $\text{Ca}_6\text{Fe}(\text{Ga})\text{N}_3$ (5). Although none of these structures are isotypic, they share a common structural feature: planes of $[\text{MN}_3]^{6-}$ anions separated by alkaline earth cations. However, magnetic properties of these compounds were not reported.

We report the synthesis, structure and properties of a new compound, Ca_3VN_3 , containing $[\text{VN}_3]^{6-}$ anions which are separated by Ca^{2+} ions.

Experimental

Starting Materials. Vanadium nitride was prepared by heating vanadium metal (2N5, -325 mesh) in flowing nitrogen (prepurified by passing through finely divided copper at 150°C and then activated alumina) at 1050°C for 15h. Granules of Ca (2N) were reacted at 1000°C for 2 days in flowing nitrogen (prepurified as above) to yield pure Ca_3N_2 . The binary products were identified by X-ray

powder diffraction methods. Since both Ca_3N_2 and Ca_3VN_3 are air-sensitive, all manipulations were carried out in an argon-filled glove box.

Synthesis of Ca_3VN_3 . The title compound was prepared as small single crystals by heating Ca granules in a vanadium foil boat to 950°C in 12h under Ar, soaking at 950°C for 18.5h under a backpressure of N_2 which allowed slow diffusion of N_2 into the Ar-filled reaction zone, followed by cooling at $22.5^\circ/\text{h}$ to 500°C , and finally cooling to room temperature in 5h. In order to obtain single crystals of the product, it was imperative that the heat up be under Ar and that the reaction take place slowly by indiffusion of N_2 . Crystals were not obtained unless we strictly adhered to this heating schedule. The reaction yielded a distribution of brown needle crystals up to 0.5mm in length which were used in the structure determination. Microprobe analysis of the crystals indicated the presence of Ca and V at a Ca:V ratio of approximately 3.5:1.

The compound was then prepared as a polycrystalline phase by heating a pressed pellet of an intimate mixture of Ca_3N_2 (0.391g, 2.64mmol) and VN (0.172g, 2.64mmol) in a sealed molybdenum tube at 1350°C for 30h. X-ray powder diffraction indicated a nearly pure Ca_3VN_3 with a small amount of unidentified impurity phase. The intensity of the strongest impurity diffraction peak in our best material was 13% as intense as the strongest peak of the majority phase. Other preparative conditions always produced larger quantities of the impurity phase. This product was used for both

magnetic susceptibility and electrical resistivity measurements.

Structure Determination. Unit cell symmetry and approximate lattice constants were obtained from axial photographs of a brown crystal mounted along the needle axis. A 0.25 x 0.045 x 0.018 mm³ crystal sealed in a 0.3mm glass capillary under argon was used in the structure determination. Data were collected on Syntex P2₁ 4 circle diffractometer using MoK α radiation (0.71069Å) and a graphite monochromator. The unit cell dimensions were refined using 25 independent reflections in the 2θ range 15-25°. An appreciable decay of approximately 25% was observed during data collection according to three check reflections measured every 50 reflections. This decay was monotonic in time and was likely due to the slow decomposition of Ca₃VN₃ in the x-ray beam. The data were scaled appropriately to correct for crystal decomposition using XDISK (6). The choice of space groups was reduced to P2₁ and P2₁/m by systematic absences, and the structure was solved in the P2₁/m space group. Refinement in the non-centrosymmetric space group resulted in no significant change in the structure or R factors. An empirical absorption correction was applied (the psi scan) and after averaging symmetry related reflections, 468 unique reflections with $F > 3\sigma(F)$ were used to solve the structure.

The structure determination and refinement were performed using Nicolet SHELXTL Plus (6) software running on a Microvax computer. The function minimized in the least squares refinement was $\sum w(|F_o| - |F_c|)^2$ with $w = \sigma^{-2}$. Anisotropic refinement of all atoms (43 parameters) converged to $R = 3.2\%$ and $R_w = 3.7\%$. Table I

summarizes data collection parameters. Atomic positions are listed in Table II.

After the structure was solved, the powder patterns taken on a Scintag XDS2000 diffractometer could be indexed. The observed pattern minus the impurity peaks matched that calculated by Lazy Pulverix (7) on the basis of the single crystal data.

Electrical Properties. The resistance of a pellet of Ca_3VN_3 was measured in a small press inside the glove box. The two pistons were electrically insulated from each other, allowing a two-point measurement of the resistance. The resistance determined on a pellet 4.5mm in diameter and approximately 3mm thick was larger than $30\text{M}\Omega$ (the upper limit of our measurement apparatus) yielding a lower limit to the resistivity on the order of $10^7\Omega\text{cm}$.

Magnetic Susceptibility. The magnetic susceptibility of the sample was measured by the Faraday technique as previously described (8). The susceptibility of a polycrystalline sample sealed in a thin walled high purity quartz tube was determined to be field independent at room temperature, indicating no ferromagnetic impurities were present. Figure 1 shows the results of a temperature dependent study between 4K and 300K at a magnetic field strength of 13.6KG.

Results and Discussion

The structure of Ca_3VN_3 (Figure 2) consists of trigonal planar $[\text{VN}_3]^{6-}$ anions separated by calcium ions. A view down the unique axis clearly shows the stacking arrangement of the eclipsed units. Neighboring $[\text{VN}_3]^{6-}$ anions are displaced by $1/2$ in z and the

orientation of the triangle is reversed (Figure 3). Although the 3 V-N bond distances are within 0.016Å of each other, the bond angles reduce the symmetry of the anion to C_{2v} , similar to Ca_3CrN_3 . A list of relevant bond distances and angles can be found in Table III.

The average V-N distance (1.83Å) is close to the Cr-N distance in Ca_3CrN_3 , indicating multiple metal-nitrogen bonding. Each Ca atom is coordinated by 3 nitrogen atoms and 2 calcium atoms in the same plane, and by 2 nitrogen atoms above and below that plane at $2.54 \pm 0.01\text{Å}$. The three coordinated nitrogen atoms subtend an angle of 170° , creating a quite asymmetric environment about the central Ca. The in-plane Ca-N distances for each of the three inequivalent Ca's are: Ca(A) 2.443Å, 2.625Å, and 2.634Å; Ca(B) 2.447Å, 2.503Å, and 2.818Å; Ca(C) 2.445Å, 2.494Å, and 2.804Å. The shorter Ca-N distances are comparable to those observed in Ca_3N_2 (2.46Å), Ca_3BiN (2.45Å) (3), and $CaNiN$ (2.50Å) (2). The closest Ca-Ca distance between planar units (3.39Å) is slightly longer than in Ca_3N_2 (3.16Å) (2).

The V-V distances are much too long for any metal-metal interactions (shortest distance 5.06Å from V1 to V3 in Figure 3). As expected from the long V-V distances, Ca_3VN_3 is insulating. The susceptibility can be fit with a simple Curie-Weiss expression

$$\chi_s = \chi_0 + C_s/T + \theta$$

and we obtain $\chi_0 = 1.24 \times 10^{-7} \text{emu/g}$, $C_s = 9.04 \times 10^{-4} \text{emu/g}$, and $\theta = 5K$ (with a mean square deviation of 2.1%). The small value of C_s indicates that the temperature dependence arises from a

paramagnetic impurity. If the V had a moment appropriate to V^{3+} ($S=1$), the value of C_p would be 4.70×10^{-3} emu/g. We conclude that V in Ca_3VN_3 and in the impurity phase present in the sample must be non-magnetic. Since an unknown impurity is present, a definitive value of χ_0 for Ca_3VN_3 can not be determined from this measurement. The $S=0$ assignment for V^{3+} in Ca_3VN_3 is consistent with the low site symmetry and the low spin configuration in Ca_3CrN_3 .

Acknowledgements

We would like to thank Greg VanDuyne and Jorge L. Rios of the Cornell Chemistry X-Ray Facility for help with the structure determination and Jing Li for help with microprobe data. Funding of this work from the Office of Naval Research is greatly appreciated.

Supplementary Material

Tables of observed and calculated structure factors (3 pages); table of refined anisotropic thermal parameters (1 page) are available for Ca_3VN_3 .

References

1. D.A. Vennos; M.E. Badding; F.J. DiSalvo; Inorg. Chem., V29, 4059 (1990).
2. M.Y. Chern; F.J. DiSalvo; J. Solid State Chem., V88, 459 (1990).
3. M.Y. Chern; D.A. Vennos; F.J. DiSalvo; J. Solid State Chem., in press.
4. P. Hohn; R. Kneip; A. Rabenau; Z. Kristallog., in press
5. G. Cordier; P. Hohn; R. Kneip; A. Rabenau; Z. Kristallog., in press.
6. SHELXTL Plus Software, Siemens Analytical X-Ray Instruments, Inc., 1990.
7. K. Yvon; W. Jeitschko; E. Parthe; J. Appl. Crystallogr. V10, 73 (1977).
8. J. Vassiliou; M. Hornbostel; R. Ziebarth; F.J. DiSalvo; J. Solid State Chem., V81, 208 (1989).
9. Y. Laurent; J. Lang; M.T. LeBihan; Acta. Crystallogr. 24B, 494 (1968).

Table I. Summary of Crystal and Diffraction Data for Ca_3VN_3

space group	$P2_1/m$
Z	2
a, b, c (Å)	6.717(2), 5.064(2), 6.720(3)
β (deg)	78.88(3)
V (Å ³)	224.3(2)
density, calc (g/cm ³)	3.157
T (K) data collection	298
crystal dimensions (mm)	0.25 x 0.045 x 0.018
absorption coeff (mm ⁻¹)	5.334
2 θ max (deg), scan type	55, w-2 θ
octants collected	hkl; -h-kl; -hkl; h-kl
x-ray radiation	Mo k- α
monochromator	graphite
measured reflections	1109
observed reflections ^a	468
independent reflections	572
F (000)	208
number of parameters	43
largest diff peak (e/Å ³)	0.73
R ^b , R _w ^c (%)	3.2, 3.7

$$^a F_o > 3s(F_o)$$

$$^b R = S(|F_o| - |F_c|) / S(|F_o|)$$

$$^c R_w = [S(w(|F_o| - |F_c|)^2) / S(w|F_o|^2)]^{1/2}, w = s(F_o)^{-2}$$

Table II. Positional Parameters for Ca_3VN_3

Atom	Site	x	y	z
V	2e	0.8028(2)	0.25	0.3028(2)
Ca(A)	2e	0.3915(2)	0.25	0.8915(2)
Ca(B)	2e	0.9021(2)	0.25	0.8297(2)
Ca(C)	2e	0.3298(2)	0.25	0.4022(2)
N(A)	2e	0.6268(9)	0.25	0.1271(9)
N(B)	2e	0.3180(10)	0.75	0.4315(9)
N(C)	2e	0.9317(10)	0.75	0.8159(9)

Table III. Important Distances (Å) and Angles (deg) in Ca_3VN_3

Bond Distances		Bond Angles	
V(1) - V(2)	5.086(2)	N(1C) - V(1) - N(1A)	114.8(3)
V(1) - V(3)	5.064(2)	N(1C) - V(1) - N(1B)	130.7(3)
V(1) - Ca(2C)	3.232(2)	N(1B) - V(1) - N(1B)	114.8(3)
V(1) - Ca(2A)	3.237(2)		
V(1) - Ca(2B)	3.233(2)		
V(1) - N(1B)	1.820(6)		
V(1) - N(1A)	1.827(7)		
V(1) - N(1C)	1.811(6)		
Ca(2A) - N(2B)	2.616(6)		
Ca(2A) - N(1A)	2.539(1)		
Ca(2A) - N(1A)	2.443(6)		
Ca(1C) - N(1A)	2.445(6)		

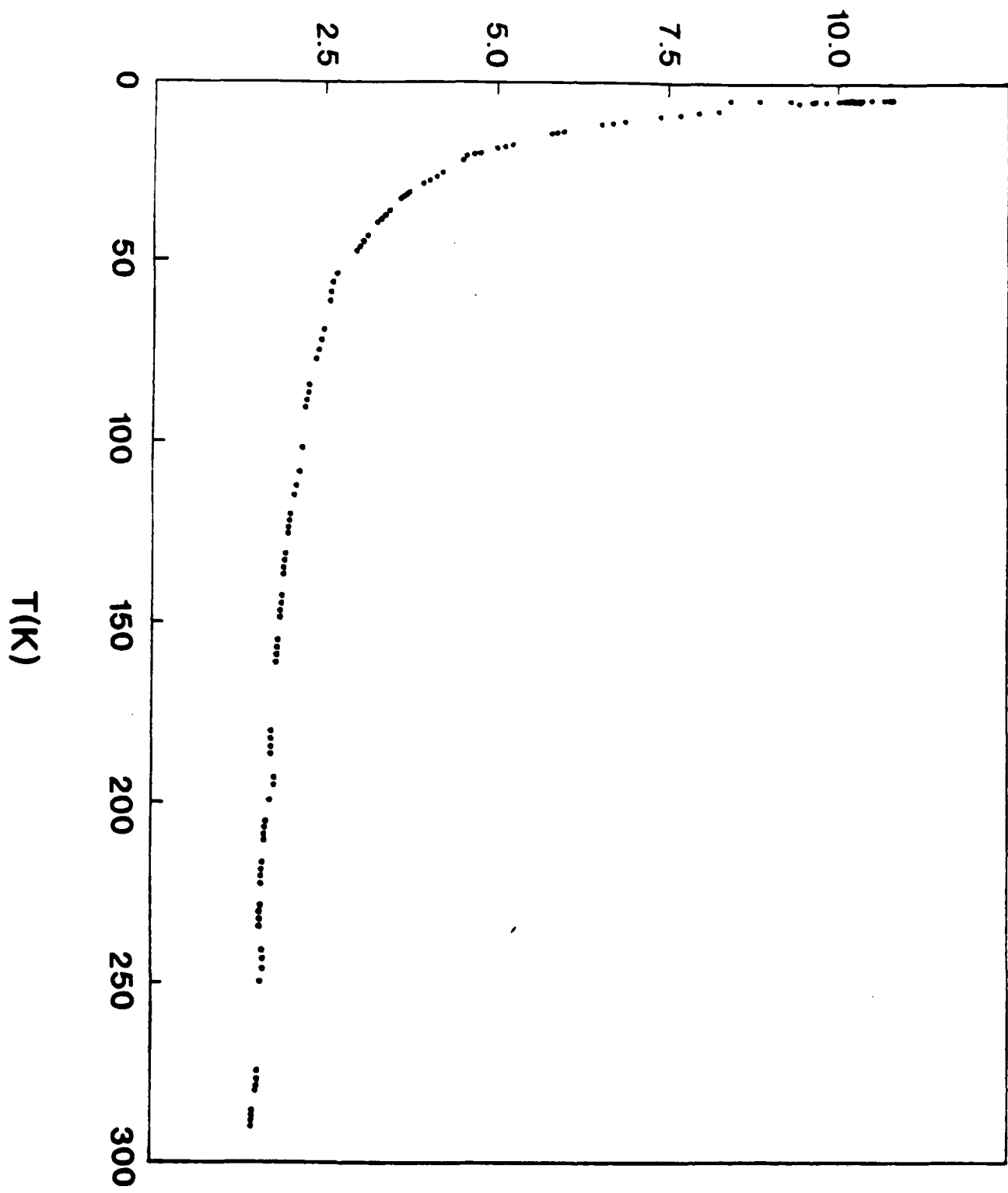
Figure Captions

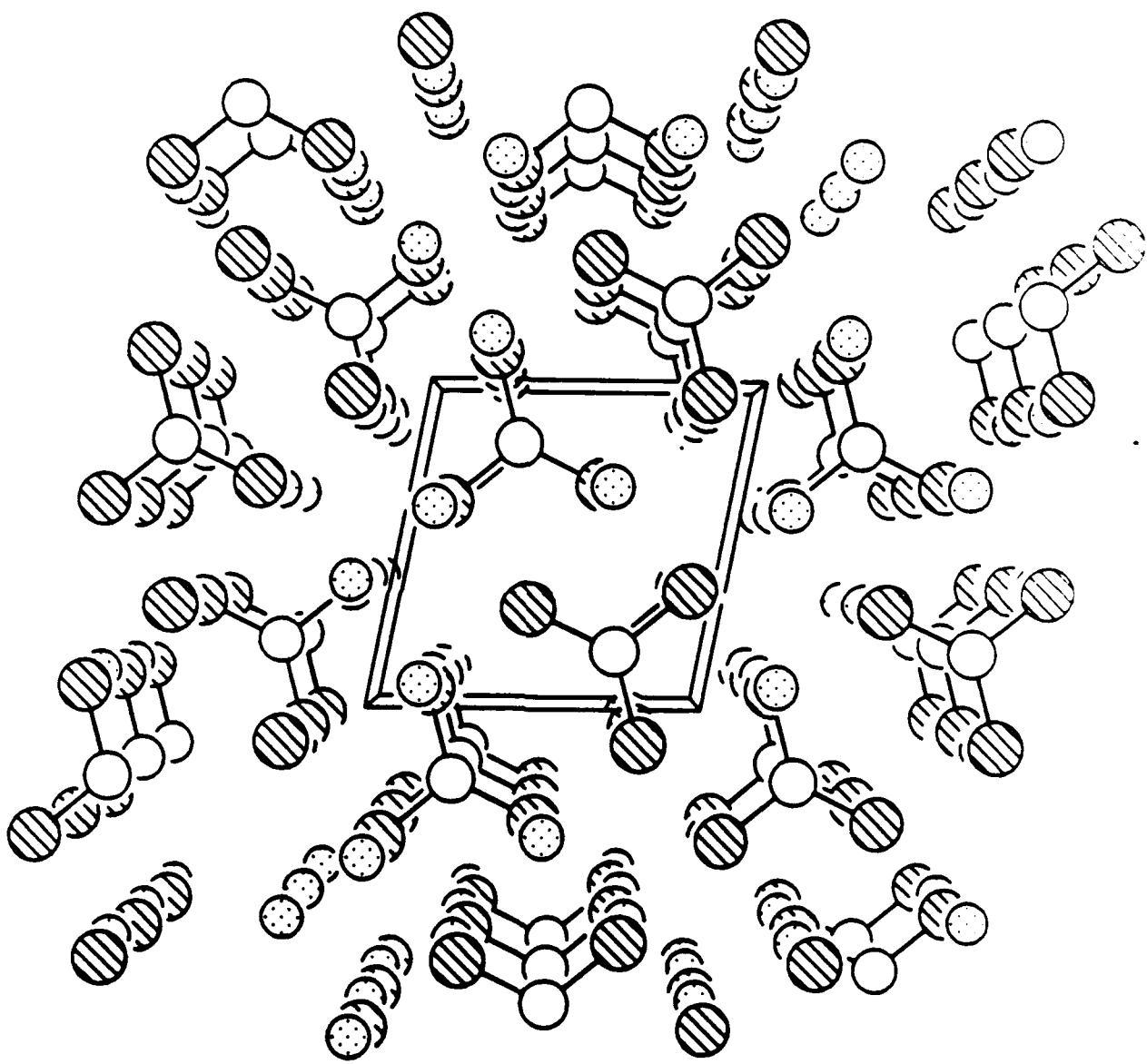
Figure 1. Temperature dependence of the magnetic susceptibility of Ca_3VN_3 .

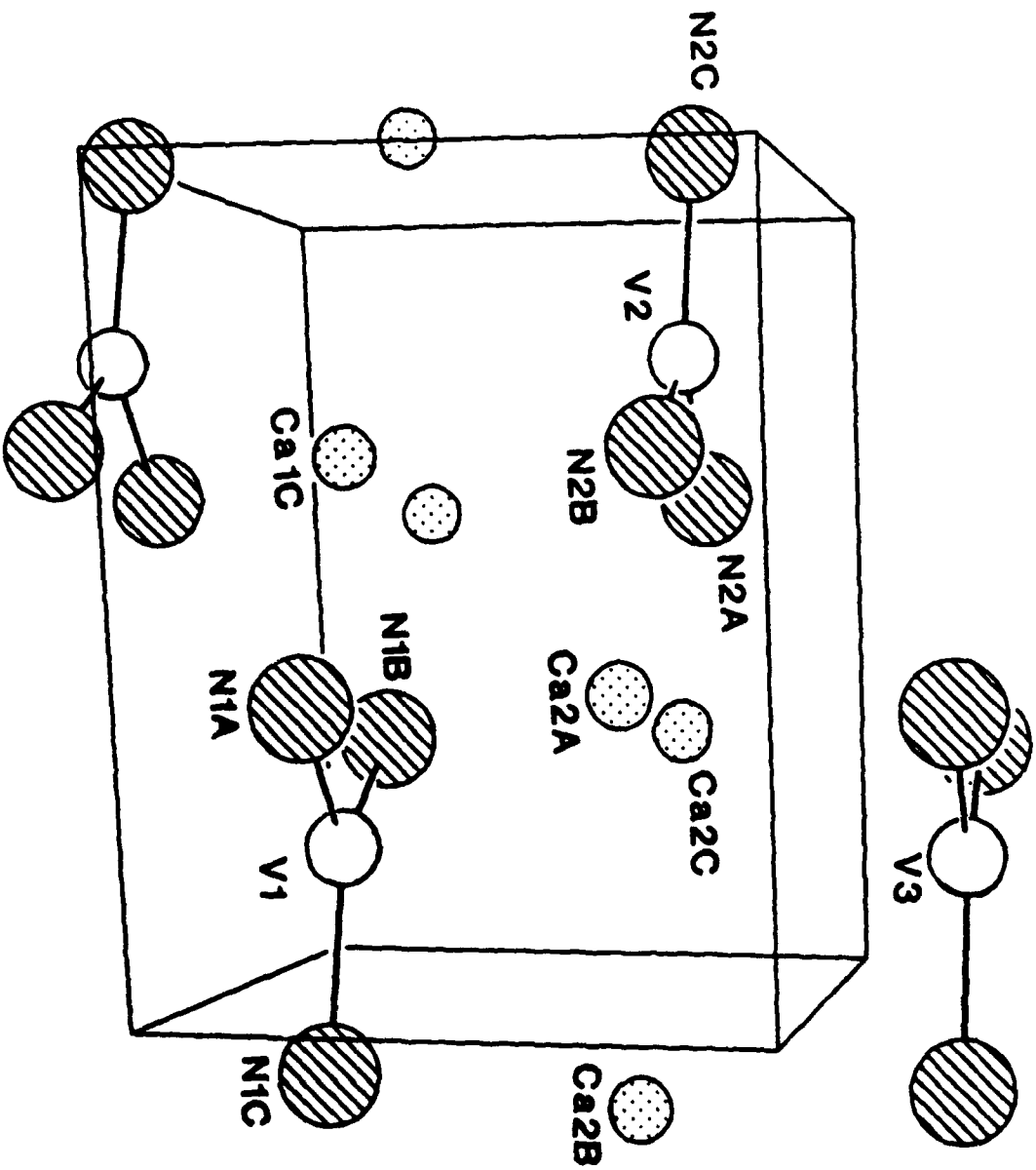
Figure 2. A view of Ca_3VN_3 down the unique axis. The Ca atoms are dotted circles, the V atoms are open circles, and N atoms are completely hatched circles.

Figure 3. A view perpendicular to the unique axis shows the stacking arrangement and the labels used to identify atoms in Table III. Some atoms in the unit cell are not included for clarity.

Susceptibility (10^{-7} emu/g)







Supplementary Material

Page(s)	Contents
1-3	Structure Factor Tables
4	Anisotropic Thermal Parameters

h	k	l	10Fo	10Fc	10s	h	k	l	10Fo	10Fc	10s	h	k	l	10Fo	10Fc	10s	h	k	l	10Fo	10Fc	10s	h	k	l	10Fo	10Fc	10s
1	0	0	37	-49	5	0	0	1	40	47	7	7	3	1	166	-172	10	1	1	2	450	-440	27	0	5	2	394	405	22
2	0	0	304	-293	3	1	0	1	181	177	3	-6	4	1	462	-473	27	2	1	2	326	-324	3	1	5	2	224	-226	10
3	0	0	214	199	4	2	0	1	227	219	3	-5	4	1	91	82	8	3	1	2	17	5	-12	2	5	2	158	-155	8
4	0	0	480	-479	5	3	0	1	341	-338	3	-4	4	1	235	237	17	4	1	2	163	-152	4	3	5	2	46	14	-23
5	0	0	77	80	9	4	0	1	840	-856	7	-3	4	1	85	94	9	5	1	2	151	148	6	4	5	2	108	-109	8
6	0	0	22	2	-18	5	0	1	85	81	10	-2	4	1	277	285	22	6	1	2	125	-129	6	5	5	2	102	87	9
7	0	0	279	-279	8	6	0	1	42	29	-42	-1	4	1	61	-52	-25	7	1	2	138	-139	8	-2	6	2	402	-395	23
8	0	0	114	-113	8	7	0	1	43	46	-43	0	4	1	25	17	-19	8	1	2	96	77	11	-1	6	2	194	195	11
1	1	0	205	203	6	8	0	1	338	355	6	1	4	1	93	89	14	-7	2	2	88	-89	10	0	6	2	104	104	9
2	1	0	769	775	27	-8	1	1	370	367	4	2	4	1	131	124	5	-6	2	2	35	-10	-19	1	6	2	102	91	14
3	1	0	173	-170	5	-7	1	1	73	68	11	3	4	1	195	-188	4	-5	2	2	141	-141	5	2	6	2	379	354	21
4	1	0	219	-222	7	-6	1	1	114	-115	12	4	4	1	527	-526	4	-4	2	2	129	135	10	3	6	2	204	-193	6
5	1	0	96	88	5	-5	1	1	120	-122	19	5	4	1	53	59	-20	-3	2	2	224	-226	12	-7	0	3	284	282	6
6	1	0	34	-11	-12	-4	1	1	503	-507	22	6	4	1	24	20	-17	-2	2	2	800	-831	53	-6	0	3	198	193	6
7	1	0	32	-2	-13	-3	1	1	71	68	12	-5	5	1	75	-72	12	-1	2	2	443	451	40	-5	0	3	131	128	8
8	1	0	178	-182	5	-2	1	1	315	328	26	-4	5	1	297	-305	28	0	2	2	235	242	16	-4	0	3	387	381	5
0	2	0	1374	-1449	55	-1	1	1	16	-1	-11	-3	5	1	22	42	-18	1	2	2	193	187	15	-3	0	3	467	-463	5
1	2	0	22	32	-11	0	1	1	212	-203	10	-2	5	1	163	162	7	2	2	2	854	805	25	-2	0	3	269	-271	4
2	2	0	229	239	6	1	1	1	36	-23	11	-1	5	1	42	0	-30	3	2	2	407	-398	6	-1	0	3	150	156	5
3	2	0	158	-150	5	2	1	1	449	442	6	0	5	1	64	-62	14	4	2	2	104	-99	6	0	0	3	229	-202	3
4	2	0	408	409	12	3	1	1	91	91	12	1	5	1	35	7	-19	5	2	2	310	308	4	1	0	3	384	-341	4
5	2	0	86	-72	9	4	1	1	68	69	11	2	5	1	233	228	15	6	2	2	142	-145	13	2	0	3	478	-466	5
6	2	0	22	-1	-11	5	1	1	293	-302	12	3	5	1	59	43	15	7	2	2	130	-134	12	3	0	3	175	174	4
7	2	0	264	258	11	6	1	1	467	-470	15	4	5	1	71	41	12	8	2	2	212	-216	18	4	0	3	183	183	5
8	2	0	116	106	12	7	1	1	192	197	18	5	5	1	178	-178	9	-7	3	2	84	93	16	5	0	3	374	373	4
1	3	0	115	-115	4	8	1	1	66	62	20	-3	6	1	69	-62	-30	-6	3	2	86	-74	12	6	0	3	361	374	5
2	3	0	561	-590	12	-7	2	1	27	21	-20	-2	6	1	192	-193	21	-5	3	2	22	14	-15	7	0	3	353	-355	6
3	3	0	119	122	6	-6	2	1	571	582	25	-1	6	1	53	33	-21	-4	3	2	322	322	20	8	0	3	28	10	-26
4	3	0	166	172	4	-5	2	1	107	-107	12	0	6	1	42	-13	-24	-3	3	2	43	-31	-28	-7	1	3	140	-131	6
5	3	0	88	-78	7	-4	2	1	314	-325	23	1	6	1	29	-55	-22	-2	3	2	46	1	-20	-6	1	3	368	-367	8
6	3	0	23	13	-11	-3	2	1	128	-136	5	2	6	1	87	-80	10	-1	3	2	236	-245	17	-5	1	3	227	221	7
7	3	0	24	3	-12	-2	2	1	444	-449	30	3	6	1	135	128	15	0	3	2	584	-594	32	-4	1	3	314	313	12
0	4	0	823	866	29	-1	2	1	44	86	13	-7	0	2	101	96	11	1	3	2	340	333	18	-3	1	3	21	1	-15
1	4	0	34	-18	-13	0	2	1	22	-30	-14	-6	0	2	57	12	-20	2	3	2	255	236	6	-2	1	3	19	29	-14
2	4	0	156	-157	6	1	2	1	132	-138	4	-5	0	2	159	156	7	3	3	2	36	-13	-20	-1	1	3	64	-68	10
3	4	0	82	82	6	2	2	1	183	-183	6	-4	0	2	149	-152	6	4	3	2	141	131	8	0	1	3	180	175	12
4	4	0	293	-297	9	3	2	1	288	279	3	-3	0	2	264	265	4	5	3	2	108	-119	8	1	1	3	88	92	5
5	4	0	64	55	11	4	2	1	727	732	34	-2	0	2	987	987	10	6	3	2	116	109	7	2	1	3	17	-6	-12
6	4	0	32	-1	-12	5	2	1	72	-73	10	-1	0	2	618	-570	6	7	3	2	126	122	12	3	1	3	430	-426	9
1	5	0	57	63	11	6	2	1	22	-26	-16	0	0	2	320	-298	4	-6	4	2	55	5	-22	4	1	3	393	-391	3
2	5	0	391	402	11	7	2	1	25	-43	-25	1	0	2	229	-224	4	-5	4	2	108	114	15	5	1	3	368	363	5
3	5	0	80	-80	8	8	2	1	333	-334	22	2	0	2	1058	-1007	9	-4	4	2	82	-101	9	6	1	3	126	126	6
4	5	0	125	-120	5	-7	3	1	64	-56	15	3	0	2	477	467	4	-3	4	2	158	160	5	7	1	3	124	120	8
5	5	0	74	64	14	-6	3	1	105	89	7	4	0	2	115	114	6	-2	4	2	543	570	39	6	1	3	134	138	8
0	6	0	571	-558	28	-5	3	1	103	89	13	5	0	2	347	-350	4	-1	4	2	287	-288	14	-7	2	3	271	-265	15
1	6	0	23	14	-11	-4	3	1	383	400	22	6	0	2	153	159	8	0	4	2	148	-159	7	-6	2	3	180	-180	5
2	6	0	105	103	6	-9	3	1	62	-58	-26	7	0	2	123	145	11	1	4	2	132	-125	5	-5	2	3	119	-117	7
3	6	0	69	-65	13	-2	3	1	243	-243	15	8	0	2	219	228	8	2	4	2	542	-520	23	-4	2	3	349	-343	25
-8	0	1	24	46	-24	-1	3	1	27	0	-18	-7	1	2	97	-104	9	3	4	2	283	277	7	-3	2	3	392	404	25
-7	0	1	56	-24	-21	0	3	1	110	116	6	-6	1	2	87	88	9	4	4	2	75	71	10	-2	2	3	229	231	16
-6	0	1	646	-634	6	1	3	1	31	0	-17	-5	1	2	38	-15	-18	5	4	2	242	-232	8	-1	2	3	141	-134	5
-5	0	1	108	122	9	2	3	1	340	-333	18	-4	1	2	396	-388	17	6	4	2	123	119	8	0	2	3	163	153	5
-4	0	1	374	374	5	3	3	1	58	-69	11	-3	1	2	23	25	-17	-4	5	2	240	-240	7	1	2	3	290	282	20
-3	0	1	163	159	4	4	3	1	67	-53	12	-2	1	2	29	-1	-15	-3	5	2	53	35	-18	2	2	3	408	395	18
-2	0	1	588	586	7	5	3	1	238	241	10	-1	1	2	324	332	25	-2	5	2	50	0	-22	3	2	3	155	-149	4
-1	0	1	75	-71	6	6	3	1	401	402	22	0	1	2	790	781	48	-1	5	2	163	163	9	4	2	3	164	-160	10

h	k	l	10Fo	10Fc	10s	h	k	l	10Fo	10Fc	10s	h	k	l	10Fo	10Fc	10s	h	k	l	10Fo	10Fc	10s	h	k	l	10Fo	10Fc	10s
5	2	3	336	-334	4	6	0	4	166	166	8	-3	5	4	202	200	18	3	3	5	309	-308	22	-1	3	6	106	107	8
6	2	3	341	-343	5	7	0	4	105	106	14	-2	5	4	242	244	14	4	3	5	126	-124	6	0	3	6	23	15	-16
7	2	3	341	331	6	8	0	4	284	-279	7	-1	5	4	311	-310	10	5	3	5	150	-148	10	1	3	6	419	-420	31
8	2	3	27	-10	-19	-6	1	4	67	-61	14	0	5	4	123	-123	10	6	3	5	25	-13	-17	2	3	6	115	109	9
-6	3	3	325	324	17	-5	1	4	78	68	15	1	5	4	53	-43	-24	-3	4	5	98	95	10	3	3	6	101	105	9
-5	3	3	191	-194	7	-4	1	4	22	2	-15	2	5	4	103	-112	8	-2	4	5	110	-114	8	4	3	6	154	-161	16
-4	3	3	259	-259	14	-3	1	4	317	320	7	3	5	4	242	235	13	-1	4	5	88	85	10	5	3	6	24	10	-17
-3	3	3	26	-1	-20	-2	1	4	415	406	21	4	5	4	50	-55	-21	0	4	5	62	-52	16	6	3	6	90	-82	17
-2	3	3	58	-34	14	-1	1	4	523	-515	23	-6	0	5	128	127	11	1	4	5	82	83	13	-2	4	6	25	10	-18
-1	3	3	64	58	12	0	1	4	224	-227	8	-5	0	5	507	-507	5	2	4	5	243	240	10	-1	4	6	490	495	29
0	3	3	126	-125	5	1	1	4	64	-72	10	-4	0	5	114	-117	10	3	4	5	265	262	13	0	4	6	31	3	-21
1	3	3	69	-70	10	2	1	4	169	-157	6	-3	0	5	115	130	10	4	4	5	24	52	-17	1	4	6	24	-18	-17
2	3	3	30	14	-18	3	1	4	395	390	9	-2	0	5	141	-155	8	5	4	5	360	-359	11	2	4	6	118	119	11
3	3	3	339	333	10	4	1	4	95	-92	7	-1	0	5	115	127	9	-1	5	5	69	72	16	3	4	6	283	-290	15
4	3	3	316	316	10	5	1	4	144	-141	5	0	0	5	77	-75	13	0	5	5	52	-60	-23	4	4	6	130	125	8
5	3	3	308	-300	4	6	1	4	179	175	5	1	0	5	77	87	13	1	5	5	181	-182	13	-3	0	7	304	297	6
6	3	3	107	-104	12	7	1	4	159	154	7	2	0	5	347	362	4	2	5	5	102	-91	10	-2	0	7	105	-93	11
7	3	3	114	-104	10	8	1	4	136	138	9	3	0	5	369	379	4	3	5	5	243	235	17	-1	0	7	23	-25	-23
-5	4	3	104	93	11	-6	2	4	71	68	13	4	0	5	63	68	17	-5	0	6	138	-131	10	0	0	7	292	291	5
-4	4	3	267	271	24	-5	2	4	93	-102	10	5	0	5	471	-477	4	-4	0	6	74	-73	17	1	0	7	23	47	-23
-3	4	3	296	-298	20	-4	2	4	214	-208	11	6	0	5	25	-42	-25	-3	0	6	206	-195	6	2	0	7	153	-160	8
-2	4	3	156	-164	15	-3	2	4	350	349	12	7	0	5	26	-34	-26	-2	0	6	23	18	-23	3	0	7	373	-376	5
-1	4	3	85	93	9	-2	2	4	148	140	10	8	0	5	158	-150	11	-1	0	6	673	664	7	4	0	7	121	-116	9
0	4	3	95	-94	8	-1	2	4	329	331	25	-5	1	5	24	5	-17	0	0	6	22	7	-22	5	0	7	24	-33	-24
1	4	3	200	-190	11	0	2	4	424	414	21	-4	1	5	63	71	17	1	0	6	48	-27	-28	6	0	7	67	60	-29
2	4	3	290	-277	13	1	2	4	742	-747	40	-3	1	5	230	-226	4	2	0	6	140	158	8	-3	1	7	130	129	8
3	4	3	125	110	6	2	2	4	104	-103	8	-2	1	5	22	-14	-16	3	0	6	368	-369	4	-2	1	7	111	-113	8
4	4	3	112	118	7	3	2	4	164	156	8	-1	1	5	132	123	6	4	0	6	160	167	7	-1	1	7	67	-70	16
5	4	3	266	258	6	4	2	4	345	-341	9	0	1	5	105	-95	7	5	0	6	23	34	-23	0	1	7	23	3	-16
6	4	3	288	279	12	5	2	4	70	66	13	1	1	5	313	-313	9	6	0	6	413	-422	6	1	1	7	214	213	4
-4	5	3	201	196	13	6	2	4	152	-153	6	2	1	5	147	-155	5	7	0	6	77	-73	23	2	1	7	151	153	6
-3	5	3	24	1	-17	7	2	4	73	-98	24	3	1	5	380	372	3	-4	1	6	53	62	-21	3	1	7	126	125	20
-2	5	3	64	36	16	-5	3	4	61	-63	18	4	1	5	144	147	6	-3	1	6	384	-380	12	4	1	7	145	-158	9
-1	5	3	53	-41	-23	-4	3	4	22	-2	-16	5	1	5	167	170	5	-2	1	6	98	-87	12	5	1	7	359	-378	4
0	5	3	77	82	-28	-3	3	4	264	-265	23	6	1	5	24	11	-17	-1	1	6	132	-125	6	6	1	7	148	150	11
1	5	3	23	43	-16	-2	3	4	324	-328	18	7	1	5	366	-364	5	0	1	6	36	-15	-26	-3	2	7	294	-280	12
2	5	3	22	-15	-16	-1	3	4	408	415	20	-5	2	5	477	475	28	1	1	6	494	491	9	-2	2	7	69	86	16
3	5	3	248	-237	15	0	3	4	170	176	15	-4	2	5	105	109	10	2	1	6	128	-130	10	-1	2	7	69	22	18
4	5	3	245	-236	14	1	3	4	69	58	14	-3	2	5	120	-119	7	3	1	6	135	-127	6	0	2	7	274	-270	16
5	5	3	251	230	6	2	3	4	135	135	6	-2	2	5	153	141	6	4	1	6	172	161	5	1	2	7	49	-43	-23
-1	6	3	83	-82	17	3	3	4	323	-315	17	-1	2	5	110	-112	9	5	1	6	23	-7	-16	2	2	7	143	148	21
0	6	3	76	65	13	4	3	4	80	74	12	0	2	5	68	68	12	6	1	6	88	93	17	3	2	7	336	350	17
1	6	3	135	129	8	5	3	4	115	118	7	1	2	5	95	-78	11	7	1	6	158	-156	12	4	2	7	102	107	9
2	6	3	209	192	15	6	3	4	132	-136	11	2	2	5	319	-319	14	-4	2	6	62	68	17	5	2	7	53	32	-25
-6	0	4	56	-75	-28	7	3	4	151	-134	16	-3	2	5	332	-339	17	-3	2	6	184	182	15	-2	3	7	96	101	15
-5	0	4	121	109	9	-4	4	4	173	160	16	4	2	5	54	-62	16	-2	2	6	23	-15	-16	-1	3	7	60	57	-26
-4	0	4	236	226	5	-3	4	4	275	-276	15	5	2	5	445	440	8	-1	2	6	615	-609	34	0	3	7	24	-4	-17
-3	0	4	383	-388	4	-2	4	4	102	-104	8	6	2	5	24	38	-17	0	2	6	26	-6	-19	1	3	7	193	-186	10
-2	0	4	157	-158	6	-1	4	4	242	-242	20	7	2	5	34	33	-20	1	2	6	22	25	-16	2	3	7	145	-133	8
-1	0	4	398	-391	5	0	4	4	297	-301	15	-4	3	5	70	-65	15	2	2	6	142	-145	14	3	3	7	114	-109	8
0	0	4	491	-484	6	1	4	4	524	537	32	-3	3	5	205	198	19	3	2	6	348	358	13	4	3	7	137	136	7
1	0	4	906	874	8	2	4	4	65	74	13	-2	3	5	23	14	-18	4	2	6	145	-153	6	-1	0	8	62	-53	-24
2	0	4	131	119	6	3	4	4	127	-115	7	-1	3	5	98	-99	8	5	2	6	33	-31	-20	0	0	8	119	-133	12
3	0	4	171	-178	5	4	4	4	274	263	15	0	3	5	65	64	13	6	2	6	394	395	5	1	0	8	368	-364	5
4	0	4	381	386	4	5	4	4	65	-54	14	1	3	5	251	250	12	-3	3	6	328	335	16	2	0	8	237	240	6
5	0	4	41	-72	-41	6	4	4	127	124	14	2	3	5	127	124	21	-2	3	6	87	82	10	3	0	8	24	-15	-24

TECHNICAL REPORT DISTRIBUTION LIST - GENERAL

Office of Naval Research (2)
Chemistry Division, Code 1113
800 North Quincy Street
Arlington, Virginia 22217-5000

Dr. Richard W. Drisko (1)
Naval Civil Engineering
Laboratory
Code L52
Port Hueneme, CA 93043

Dr. James S. Murday (1)
Chemistry Division, Code 6100
Naval Research Laboratory
Washington, D.C. 20375-5000

Dr. Harold H. Singerman (1)
David Taylor Research Center
Code 283
Annapolis, MD 21402-5067

Dr. Robert Green, Director (1)
Chemistry Division, Code 385
Naval Weapons Center
China Lake, CA 93555-6001

Chief of Naval Research (1)
Special Assistant for Marine
Corps Matters
Code OOMC
800 North Quincy Street
Arlington, VA 22217-5000

Dr. Eugene C. Fischer (1)
Code 2840
David Taylor Research Center
Annapolis, MD 21402-5067

Defense Technical Information
Center (2)
Building 5, Cameron Station
Alexandria, VA 22314

Dr. Elek Lindner (1)
Naval Ocean Systems Center
Code 52
San Diego, CA 92152-5000

Commanding Officer (1)
Naval Weapons Support Center
Dr. Bernard E. Douda
Crane, Indiana 47522-5050

* Number of copies to forward