

①

USAARL Report No. 92-8

DTIC
LECTS
APR 1992
C D

AD-A248 351



Sound Attenuation Characteristics of the DH-133A Helmet

By

Ben T. Mozo
Barbara A. Murphy
Linda S. Barlow

Sensory Research Division

January 1992

92-09051



Approved for public release; distribution unlimited.

02 4 08 014

United States Army Aeromedical Research Laboratory
Fort Rucker, Alabama 36362-5292

Notice

Qualified requesters

Qualified requesters may obtain copies from the Defense Technical Information Center (DTIC), Cameron Station, Alexandria, Virginia 22314. Orders will be expedited if placed through the librarian or other person designated to request documents from DTIC.

Change of address

Organizations receiving reports from the U.S. Army Aeromedical Research Laboratory on automatic mailing lists should confirm correct address when corresponding about laboratory reports.

Disposition

Destroy this document when it is no longer needed. Do not return it to the originator.


Disclaimer


The views, opinions, and/or findings contained in this report are those of the author(s) and should not be construed as an official Department of the Army position, policy, or decision, unless so designated by other official documentation. Citation of trade names in this report does not constitute an official Department of the Army endorsement or approval of the use of such commercial items.

Human use


Human subjects participated in these studies after giving their free and informed voluntary consent. Investigators adhered to AR 70-25 and USAMRDC Reg 70-25 on Use of Volunteers in Research.

Reviewed:


THOMAS L. FREZELL
LTC, MS
Director, Sensory Research
Division


ROGER W. WILEY, O.D., Ph.D.
Chairman, Scientific
Review Committee

Released for publication:


DAVID H. KARNEY
Colonel, MC, SFS
Commanding

UNCLASSIFIED

SECURITY CLASSIFICATION OF THIS PAGE

REPORT DOCUMENTATION PAGE

Form Approved
OMB No 0704-0188

1a. REPORT SECURITY CLASSIFICATION UNCLASSIFIED		1b. RESTRICTIVE MARKINGS	
2a. SECURITY CLASSIFICATION AUTHORITY		3. DISTRIBUTION / AVAILABILITY OF REPORT Approved for public release; distribution unlimited	
2b. DECLASSIFICATION/DOWNGRADING SCHEDULE			
4. PERFORMING ORGANIZATION REPORT NUMBER(S) USAARL Report 92-8		5. MONITORING ORGANIZATION REPORT NUMBER(S)	
6a. NAME OF PERFORMING ORGANIZATION Sensory Research Division U.S. Army Aeromed Rsch Lab	6b. OFFICE SYMBOL (if applicable) SGRD-UAS-AS	7a. NAME OF MONITORING ORGANIZATION U.S. Army Medical Research and Development Command	
6c. ADDRESS (City, State, and ZIP Code) P.O. Box 577 Fort Rucker, AL 36362-5292		7b. ADDRESS (City, State, and ZIP Code) Fort Detrick Frederick, MD 21701-5012	
8a. NAME OF FUNDING / SPONSORING ORGANIZATION	8b. OFFICE SYMBOL (if applicable)	9. PROCUREMENT INSTRUMENT IDENTIFICATION NUMBER	
8c. ADDRESS (City, State, and ZIP Code)		10. SOURCE OF FUNDING NUMBERS	
		PROGRAM ELEMENT NO 0602787A	PROJECT NO 3M16278 7A878
		TASK NO.	WORK UNIT ACCESSION NO. 135
11. TITLE (Include Security Classification) Sound Attenuation Characteristics of the DH-133A Helmet			
12. PERSONAL AUTHOR(S) Ben T. Mozo, Barbara A. Murphy, and Linda S. Barlow			
13a. TYPE OF REPORT Final	13b. TIME COVERED FROM _____ TO _____	14. DATE OF REPORT (Year, Month, Day) January 1992	15. PAGE COUNT 17
16. SUPPLEMENTARY NOTATION			
17. COSATI CODES		18. SUBJECT TERMS (Continue on reverse if necessary and identify by block number)	
FIELD	GROUP	SUB-GROUP	
		Sound attenuation, tanker helmet, hearing thresholds	
19. ABSTRACT (Continue on reverse if necessary and identify by block number)			
<p>This report documents the sound attenuation characteristics of a product improvement of the standard DH-132A helmet. Results indicate the improved helmet exceeds the attenuation required by the specification at all test frequencies and is significantly better than the DH-132 at most frequencies. A spring tension band between the earcups, improves earcup-to-head retention. A thermo-plastic liner improves stability and comfort. All of the improvements are available in kit form for field upgrade of fielded DH-132A helmets.</p>			
20. DISTRIBUTION / AVAILABILITY OF ABSTRACT <input checked="" type="checkbox"/> UNCLASSIFIED/UNLIMITED <input type="checkbox"/> SAME AS RPT <input type="checkbox"/> DTIC USERS		21. ABSTRACT SECURITY CLASSIFICATION UNCLASSIFIED	
22a. NAME OF RESPONSIBLE INDIVIDUAL Chief, Scientific Information Center		22b. TELEPHONE (Include Area Code) (205) 255-6907	22c. OFFICE SYMBOL SGRD-UAX-SI

Table of contents

Introduction..... 3
Methods and instrumentation..... 4
Results and discussion..... 7
Conclusions..... 9
References..... 10
Appendixes
 A. Cooperative research agreement..... 11
 B. Manufacturer's list..... 17

List of tables

1. Mean and standard deviation of real ear attenuation characteristic of three Gentex helmets..... 7
2. Physical-ear attenuation characteristics of the DH-133A with and without spring tension band..... 8
3. Estimated exposure level in dBA of three CVC helmets in the BFV at 40 MPH..... 8

List of figures

1. Real-ear attenuation test system measurement standard S12.6..... 5
2. Physical-ear attenuation test system..... 6

Approval For	
DTIC GRA&I	<input checked="" type="checkbox"/>
DTIC TAB	<input type="checkbox"/>
Unannounced	<input type="checkbox"/>
Justification	
By	
Distribution/	
Availability Codes	
Dist	Special
A-1	



=====
This page left blank intentionally
=====

Introduction

The current Combat Vehicle Crewman (CVC) helmet, DH-132A, was type classified during the early 1970s. Since then, few modifications have been made to improve its performance. In 1976, a CVC helmet improvement program was started at Natick Research Development and Engineering Command (NRDEC) to determine performance requirements which would lead to product improvements of the DH-132A or requirements documents for new CVC helmet designs. This program was abandoned before completion due to lack of funding.

Gentex Corporation has, through their own efforts, produced a prototype helmet, DH-133A, which may be considered as an improvement over the current DH-132A. In accordance with the Cooperative Research Agreement for Exchange of Technical Information and Material (see Appendix A) between Gentex Corporation and the U.S. Army Aeromedical Research Laboratory (USAARL), an evaluation of this improved CVC helmet was requested. This evaluation included a review of the sound attenuation characteristics and general comfort of the helmet. The sound attenuation characteristics of the DH-133A helmet are compared to the DH-132A helmet in this report.

The DH-133A is much like the DH-132A when viewed externally. However, several changes make this helmet significantly different. The completed helmet unit comes in three sizes. The insert liner of the DH-132A has been replaced with an earcup retention system, similar to the retention system used in the SPH-4B, which is permanently attached to the ballistic shell. The ballistic shell is lined with a 0.5 inch energy absorbing liner (two sizes) which has Velcro™ hook patches for retention of a removable, thermo-plastic liner (TPL), (three sizes). The TPL is a head piece which may be form fit to an individual by heating to approximately 200 degrees F, placing on the individual's head and allowing it to cool in place. No discomfort is experienced by the person being fit. The TPL may be reheated and refit if desired. The left and right earcups are coupled with a spring wire device (two sizes) which provides a means of applying positive pressure of the earcups to the head. All of the changes incorporated into the DH-133A are available in kit form to upgrade the standard DH-132A Helmet.

* See manufacturer's list.

Methods and instrumentation

Psychophysical measurements were conducted in accordance with ANSI S12.6-1984, "Method for the measurement of the real-ear attenuation of hearing protectors." S12.6 is a threshold shift method which uses human subjects to determine the difference in threshold when wearing and not wearing the hearing protector. This method uses 1/3 octave bands of noise with center frequencies at 125, 250, 500, 1000, 2000, 3150, 4000, 6300, and 8000 Hz as the stimulus. Evaluations were completed in a hard walled sound room with a nondirectional sound field. A block diagram of the test system is shown in Figure 1.

Ten college students, male and female with normal hearing, were selected as subjects. Hearing thresholds for both ears were required to be no greater than 10 dB at test frequencies from 250 to 1000 hertz and no greater than 20 dB at test frequencies above 1000 hertz. Subjects were evaluated for acceptability using a standard clinical audiometer in accordance with ANSI S3.6-1989 (R1969), "Specification for audiometers."

The method of adjustment psychophysical procedure was used to measure the hearing threshold of the subjects (Nelson and Mozo, 1988). Subjects, one at a time, were seated in the sound room with their heads placed at a fixed location in space. A key pad, controlled by the subject, was used to increase or decrease the stimulus level during the experiment. The subjects were instructed to adjust the stimulus level to their auditory threshold for four separate trials for each of the test frequencies while wearing and not wearing the helmet. The average stimulus level of the four trials at each test frequency was used as threshold for that test condition. Attenuation is defined as the difference between occluded (wearing the helmet) and unoccluded (not wearing the helmet) thresholds. The attenuation for each of the test frequencies was measured for three fittings of the hearing protector for each of the subjects in the evaluation. The attenuation for each fitting of the 10 subjects was calculated into average and standard deviation values for each of the test frequencies.

The objective procedures, IAW MIL-STD-912 "Physical ear noise attenuation testing," used miniature microphones placed at the ear canal opening of the subject. The subject was placed in a wideband nondirectional sound field while the microphone output from each ear was analyzed into one-third octave band levels (see Figure 2). The subject then donned the hearing protective device and again the microphone output was analyzed from each ear. The difference in level between wearing and not

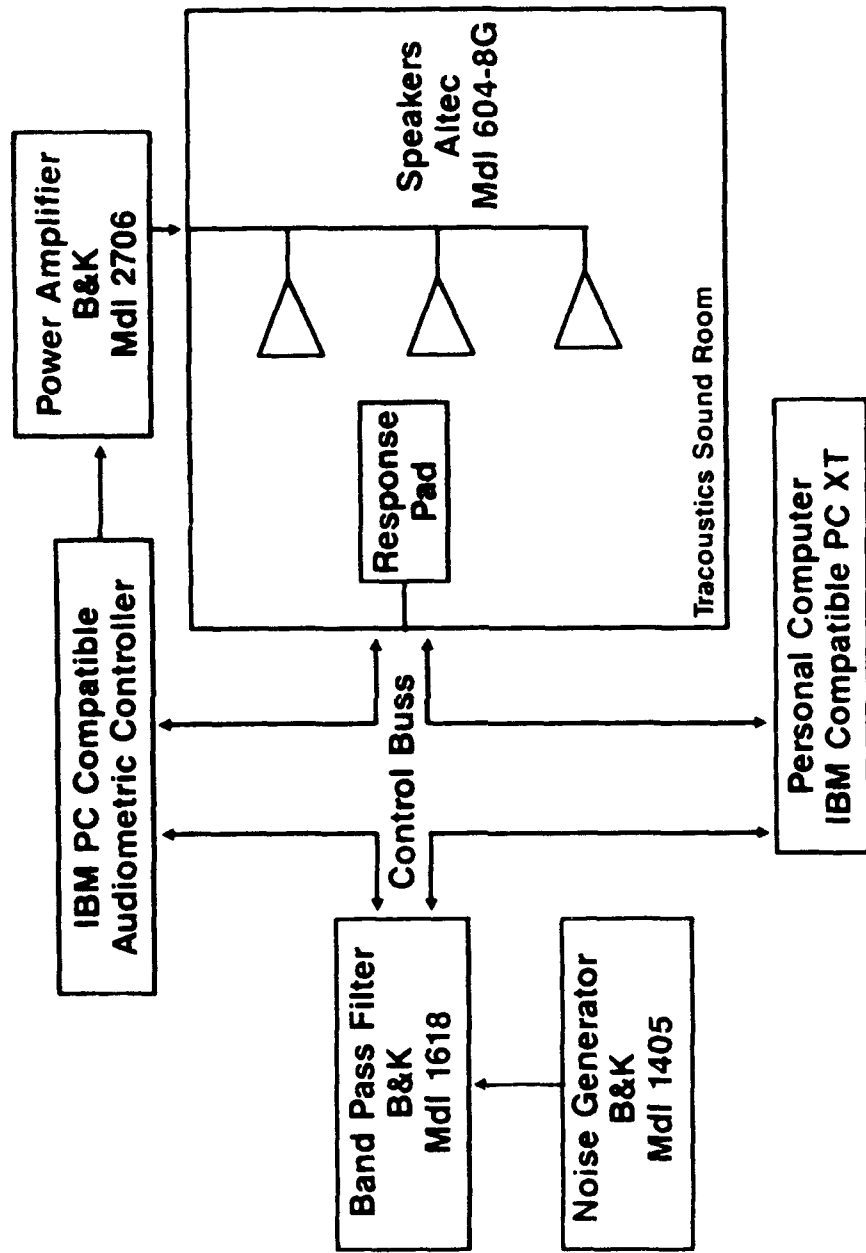


Figure 1. Real-ear attenuation test system measurement standard S12.6.

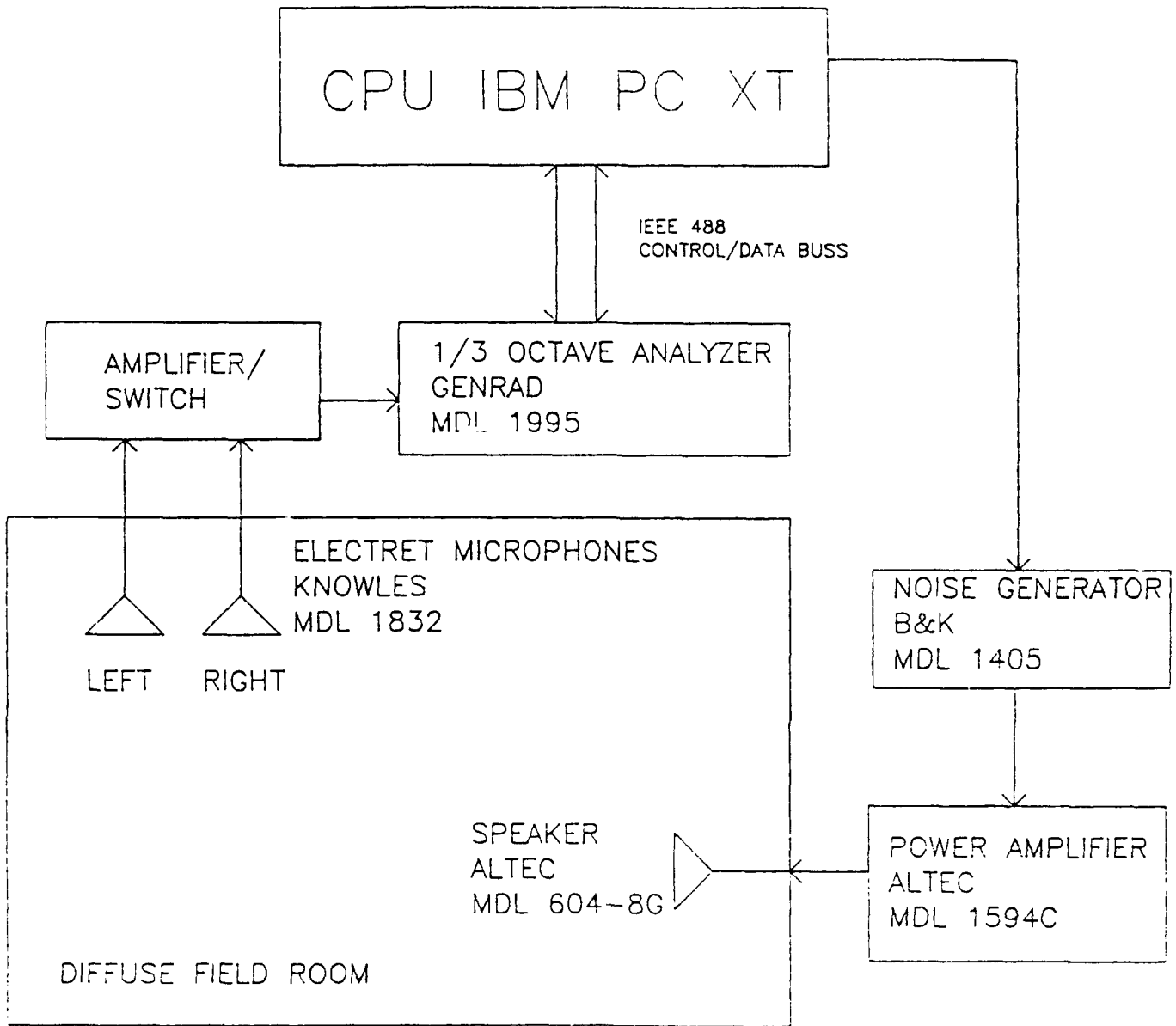


Figure 2. Physical-ear attenuation test system.

wearing the hearing protector was defined as the physical ear attenuation test (PEAT) attenuation. The procedure of measuring the levels with the hearing protector in place was repeated two more times. The PEAT attenuation was an average of 3 evaluations for each of 10 subjects.

Results and discussion

Results of the sound attenuation evaluation indicate the DH-133A helmet exceeds the requirements of MIL-H-44117A (December 86) "Helmet, combat vehicle, ballistic shell, DH-132A" at all frequencies. No discomfort from wearing the helmet was indicated by any of the subjects during evaluation.

Table 1 shows the real-ear attenuation characteristics of the helmets. Comparisons of the DH-133A and DH-132A First Article show notable improvements in attenuation for all frequencies except 6300 hertz and 8000 hertz. Comparisons of the DH-133A and DH-132A with tension spring and #7 earseal show significant improvement at all frequencies except 2000, 4000, 6300, and 8000 hertz. The improvements were determined to be statistically significant using the Student's t-test with alpha = 0.05. The DH-133A and DH-132A with tension spring and #7 earseal attenuation characteristic exceeded the requirements at all frequencies. The DH-132A First Article failed to meet the requirement at 2000 hertz.

Table 1.

Mean and standard deviation of real ear attenuation characteristics of three Gentex helmets.

		Test frequencies in hertz								
		125	250	500	1K	2K	3.15K	4K	6.3K	8K
DH-133A	Mean	19.8	21.9	28.8	31.4	32.0	37.7	36.6	36.4	34.1
USAARL	S.D.	5.2	4.3	4.7	3.6	4.9	5.9	5.5	4.6	4.5
DH-132A	Mean	14.4	18.7	25.9	24.8	21.7	33.9	34.1	34.6	32.5
First Article	S.D.	3.0	3.8	4.5	4.1	4.7	4.9	4.0	3.7	4.3
DH-132A	Mean	15.3	19.4	24.3	27.4	30.5	35.2	35.7	38.2	35.2
With spring using #7 earseal	S.D.	4.0	4.3	4.2	4.8	4.2	5.3	4.3	2.9	3.4
Minimum acceptable attenuation values		14	16	21	23	28	35	35	35	30

Pressure of an earcup to the wearer's head was highly correlated to the resultant attenuation. Pressure of earcup to head for the DH-133A helmet was controlled by the back nape strap, the manner in which the earcup retainer was attached to the helmet shell, the chin-strap, and the spring wire assembly which couples the two earcups. The physical-ear attenuation was measured with and without the spring tension device in place in order to evaluate its effect. Table 2 shows a comparison of attenuation when measured on five individual subjects. No significant differences were indicated.

Table 2.

Physical-ear attenuation characteristics of the DH-133A with and without spring tension band.

		Test frequencies in hertz								
		125	250	500	1K	2K	3.15K	4K	6.3K	8K
With	Mean	10.3	17.9	27.6	35.4	41.6	36.6	38.2	37.6	36.6
Without	Mean	11.0	18.4	27.2	35.7	40.4	37.8	39.8	38.0	36.6

Improvements in sound attenuation will increase allowable noise exposure times for crewmen in most U.S. Army combat vehicles. Table 3 shows a comparison of calculated effective noise exposure for CVC helmets when used in the Bradley Fighting Vehicle (BFV) during forward speed of 40 MPH. The 3.4 dB reduction in noise exposure when wearing the DH-133A results in a 65 percent increase in allowable exposure time, IAW TB-MED-501 "Hearing conservation," in that particular noise environment.

Comments from research subjects involved in the attenuation test suggest the DH-133A was more comfortable than the DH-132A. Positive comments also were received from a National Guard soldier who used the helmet for training exercises in an M-60 tank.

Table 3.

Estimated exposure level in dBA of three CVC helmets in the BFV at 40 MPH.

	DH-133A USAARL	DH-132A First Article	DH-132A With spring using #7 earseal
Real-ear	99.0	102.4	102.3
Physical- ear	102.5	105.4	105.9

Conclusions and recommendations

The sound attenuation of the DH-133A is significantly better than the current CVC helmet. Fit and comfort also are improved in the DH-133A. Further consideration of the DH-133A helmet for use in the CVC environment is recommended.

References

- American National Standards Institute. 1989. Specification for audiometers. S3.6-1989 (R1969).
- American National Standards Institute. 1984. Method for the measurement of the real-ear attenuation of hearing protectors. S12.6-1984.
- Department of the Army. 1980. Hearing conservation. Washington, DC: Department of the Army. TB MED 501.
- Department of Defense. 1986. Helmet, combat vehicle crewman, ballistic shell, DH-132A. Department of Defense. MIL-H-44117A.
- Department of Defense. 1990. Physical ear noise attenuation testing. Washington, DC: Department of Defense. MIL-STD-912.
- Nelson, W. R., and Mozo, B. T. 1988. A comparison of two computer implemented psychophysical procedures applied to real-ear attenuation testing (ANSI S12.6-1984). Fort Rucker, AL: U.S. Army Aeromedical Research Laboratory. USAARL Report No. 88-8.

Appendix A

Cooperative Research Agreement for Exchange of Technical
Information and Material (Agreement DAMD17-89-0388).

COOPERATIVE RESEARCH AGREEMENT
FOR EXCHANGE OF TECHNICAL INFORMATION
AND MATERIAL

Between

GENTEX Corporation
Carbondale, PA 18407
(Hereinafter Called the Company)

and

U.S. Army Aeromedical Research Laboratory
Fort Rucker, AL 36362-5292
(Hereinafter Called the Laboratory)

1. PURPOSE: The exchange of technical information and material to further the development of improved life support and personnel protective devices, systems and components (hereinafter called products) for military medical purposes. The goal of the Laboratory is to assure the availability and effectiveness of appropriate life support and protective material to prevent loss of life and injury to personnel during the accomplishment of their military mission.

2. TESTING AND EVALUATION: From time to time the Company may supply products of potential military medical importance, patented or unpatented, for testing and/or evaluation by the Laboratory. These products are to be evaluated against known or anticipated requirements and specifications, except as specifically excluded by the Laboratory. This may necessitate access to Laboratory facilities, offices, or testing laboratories by technical representatives of the Company. It is understood that the Laboratory shall not be obligated to test any product supplied by the Company. The products will be evaluated by the Laboratory, and will not be made known to or placed in laboratories of any other company, particularly in the life support or protective devices industries, without prior written permission of the Company. The Laboratory acknowledges that the act of testing and evaluation of products submitted by the Company will not, in and of itself, cause the Laboratory to acquire or share in product rights-in-data as established by the Company.

3. RECORDS:

a. The Company shall forward to the Laboratory, the products to be tested together with data sheets, or specifications for each product, and any precautions which need to be followed in use, handling, storing, and shipping.

b. It is clearly understood that no data about the products and the results of the testing will be kept by the Laboratory in files open to the public. Only those Laboratory employees whose duties require knowledge, and those directly engaged in the research and development, will have access to the files of information regarding source and nature of materials and results of testing.

c. The Laboratory shall return to the Company any products which the Company may designate at any time before actual testing has started or within six months if the testing has already commenced. In the event destructive testing is required, the Laboratory shall not be held liable by the Company for the cost of such products.

4. PATENT RIGHTS: In the event an invention is made solely by a representative of one of the parties to this agreement with respect to any product supplied under this agreement, the party making the invention shall have the primary right to file the patent applications, foreign or domestic, on such invention. In regard to any joint invention for which the Company receives a patent, then the Laboratory on behalf of the United States Government, shall have a non-exclusive, non-royalty bearing license, for the life of the patent, to practice or have practiced the invention of such patent by or on behalf of the U.S. Government. In regard to any joint invention for which the Laboratory receives a patent, then the Company shall have a non-exclusive, non-royalty bearing license for the life of the patent, to practice and have practiced the invention of such patent on its own behalf. In the event there is a joint invention by the Company and the Laboratory with respect to any product supplied under this agreement, the Company shall have the primary right to file the patent applications, foreign or domestic, on such invention. If the party which has the primary right to file the patent applications has not filed a U.S. patent application within one (1) year after the invention was made, then the other party may file the U.S. patent application at its own expense. Both parties agree to cooperate in good faith in securing and transmitting to the other, such instruments of writing as are necessary to fulfill the terms and conditions of this agreement. Within two (2) months after a written request by the other party, the party which owns such application will execute and deliver to the other party such instruments of writing as may be necessary to confirm the license or licenses granted by this agreement.

5. REPORTS: As soon as tests are completed the Laboratory will provide the Company a full report including all test data. The Laboratory shall be consulted whenever the Company desires to include the Laboratory's data in a scientific publication. The

Laboratory will allow subsequent publication by the Company in consideration for appropriate credit being given to the Laboratory.

6. PUBLICATIONS:

a. With regard to results of testing products in which the Company has a proprietary interest, and that the Laboratory deems significant for the furtherance of research, the Company agrees that the Laboratory may publish such results after a period of six months from the date of final reporting of results to the Company. (Subsequent categorization as "Company Confidential" or "Company Proprietary" will be honored when trade secrets or such private information must be safeguarded and will not be published by the Laboratory.) Publication of data within the six month period requires prior written consent of the Company; such consent shall not be withheld unreasonably.

b. Distribution of reports will be provided to Government agencies upon their request. Distribution will be limited to those agencies listed in Appendix A, except as mutually agreed upon by the testing laboratory and the Company.

c. Neither the name of the Laboratory, nor the name of any other agency of the Government, shall be used by the Company in publicity relating to the subject of this Agreement or for any commercial promotional purposes without prior written approval of the Laboratory or other associated Government agency.

7. USES OF PRODUCTS: The Laboratory will test products against appropriate standards for military use. It is understood that the Company has no control over the Laboratory's use of the products submitted hereunder and shall not be liable for any injury or damages, direct or consequential, which may result from the Laboratory's use or testing of such products. No studies involving the use of humans will take place under this agreement. Any studies involving human subjects will be the subject of a subsequent special agreement between the Laboratory and the Company.

8. EXPORT CONTROL: The Company and its affiliates shall not, without the prior written approval of the Laboratory, transfer technical information to companies and/or countries prohibited, concerning the products submitted by the Company and tested by the Laboratory, pursuant to the export control regulations of the Department of Commerce [15 C.F.R. 370 (Supplement 1)] Country Group W, Y, and Z.

9. NON-DISCLOSURE: The parties, through their representatives anticipate communication of certain confidential and/or proprietary information considered to be trade secrets of the

Company. The Laboratory agrees that such information communicated to it by the Company will be held in utmost confidence. Specifically, it is agreed that representatives of the Laboratory will maintain in confidence knowledge of the technical data, processes, designs, products, equipment, special tools, work in process, and other such information acquired while in communication with the Company, its personnel, or its facilities. This confidence shall be held until or unless such knowledge:

a. is or becomes part of the public domain;

b. is demonstrated by clear and convincing evidence to be known prior to disclosure by the Company (or its representatives);

c. is subsequently rightfully received from a third party, not himself/herself in breach of a duty to the Company not to disclose.


10. TERM: This Agreement will remain in effect for two years; renewal will be initiated by the Laboratory. This Agreement may be terminated by either party for any reason at any time prior to its expiration by giving thirty (30) days written notice to the other party. Termination for any reason shall not affect the rights and obligations of either party with respect to products already submitted for testing and evaluation prior to the date of such termination. This agreement will become effective as of the date of the last signature of either of the authorized representative of the parties.

11. AUTHORITY: The Federal Technology Transfer Act of 1986, 15 USC 3710a, provides each Federal agency with the authority to permit the Director of Government-operated Federal Laboratories to enter into Cooperative Research and Development Agreements (CRDA) with Federal or non-Federal entities including private firms and organizations. This authority allows Federal laboratories to accept, retain, and use funds, personnel, services, and property from collaborating parties and, provide personnel, services, and property to collaborating parties. This authority also includes the disposition of patent rights in any inventions which may result from such collaboration or which are owned by the Government. All prior reviews and approvals required by regulations or law have been obtained by the Laboratory prior to the execution of this Agreement. The Laboratory official executing this agreement has the requisite authority to do so. Notwithstanding the delegation of authority to execute this Agreement to the individual Laboratory official, the Secretary of the Army has reserved to the Assistant

Secretary of the Army (Research, Development and Acquisition) the opportunity provided by 15 USC Sect. 3710a(c)(5)(A), to disapprove or require the modification of this Agreement within 30 days of the date it is presented to him or her by the Laboratory.

IN WITNESS WHEREOF, the Parties have caused this agreement to be executed by their duly authorized representatives as follows:

For the Company:



L. Peter Frieder, Jr., President


Gentex Corporation

P.O. Box 315

Carbondale, PA 18407

DATE 28 APRIL 1989

For the U.S. Government:



DAVID H. KARNEY, Colonel, Medical
Corps, Commander, U.S. Army
Aeromedical Research Laboratory,
Fort Rucker, Alabama

DATE 21 APRIL 1989

Appendix B

Manufacturer's list

Gentex Corporation
P. O. Box 315
Carbondale, PA 18407

B&K Instruments Inc.
5111 West 164th Street
Cleveland, OH 44142

John Fluke Manufacturing Co., Inc.
P.O. Box C9090, M/S 250C
Everett, WA 98206

Altec Lansing Corporation
1515 South Manchester Avenue
Anaheim, CA 92803

Tracoustics, Inc.
P.O. Box 3610
Austin, TX 78764

Gen Rad
300 Baker Avenue
Concord, MA 01742

Knowles Electronics, Inc.
1151 Maplewood Drive
Itasca, IL 60143

Initial distribution

Commander, U.S. Army Natick Research,
Development and Evaluation Center
ATTN: STRNC-MIL (Documents
Librarian)
Natick, MA 01760-5040

Naval Submarine Medical
Research Laboratory
Medical Library, Naval Sub Base
Box 900
Groton, CT 06340

Commander/Director
U.S. Army Combat Surveillance
and Target Acquisition Lab
ATTN: DELCS-D
Fort Monmouth, NJ 07703-5304

Commander
10th Medical Laboratory
ATTN: Audiologist
APO New York 09180

Naval Air Development Center
Technical Information Division
Technical Support Detachment
Warminster, PA 18974

Commanding Officer, Naval Medical
Research and Development Command
National Naval Medical Center
Bethesda, MD 20814-5044

Deputy Director, Defense Research
and Engineering
ATTN: Military Assistant
for Medical and Life Sciences
Washington, DC 20301-3080

Commander, U.S. Army Research
Institute of Environmental Medicine
Natick, MA 01760

U.S. Army Avionics Research
and Development Activity
ATTN: SAVAA-P-TP
Fort Monmouth, NJ 07703-5401

U.S. Army Communications-Electronics
Command
ATTN: AMSEL-RD-ESA-D
Fort Monmouth, NJ 07703

Library
Naval Submarine Medical Research Lab
Box 900, Naval Sub Base
Groton, CT 06349-5900

Commander
Man-Machine Integration System
Code 602
Naval Air Development Center
Warminster, PA 18974

Commander
Naval Air Development Center
ATTN: Code 602-B (Mr. Brindle)
Warminster, PA 18974

Commanding Officer
Harry G. Armstrong Aerospace
Medical Research Laboratory
Wright-Patterson
Air Force Base, OH 45433

Director
Army Audiology and Speech Center
Walter Reed Army Medical Center
Washington, DC 20307-5001

Commander, U.S. Army Institute
of Dental Research
ATTN: Jean A. Setterstrom, Ph. D.
Walter Reed Army Medical Center
Washington, DC 20307-5300

Naval Air Systems Command
Technical Air Library 950D
Room 278, Jefferson Plaza II
Department of the Navy
Washington, DC 20361

Director, U.S. Army Human
Engineering Laboratory
ATTN: Technical Library
Aberdeen Proving Ground, MD 21005

Commander, U.S. Army Test
and Evaluation Command
ATTN: AMSTE-AD-H
Aberdeen Proving Ground, MD 21005

Director
U.S. Army Ballistic
Research Laboratory
ATTN: DRXBR-OD-ST Tech Reports
Aberdeen Proving Ground, MD 21005

Commander
U.S. Army Medical Research
Institute of Chemical Defense
ATTN: SGRD-UV-AO
Aberdeen Proving Ground,
MD 21010-5425

Commander, U.S. Army Medical
Research and Development Command
ATTN: SGRD-RMS (Ms. Madigan)
Fort Detrick, Frederick, MD 21702-5012

Director
Walter Reed Army Institute of Research
Washington, DC 20307-5100

HQ DA (DASG-PSP-O)
5109 Leesburg Pike
Falls Church, VA 22041-3258

Harry Diamond Laboratories
ATTN: Technical Information Branch
2800 Powder Mill Road
Adelphi, MD 20783-1197

U.S. Army Materiel Systems
Analysis Agency
ATTN: AMXSU-PA (Reports Processing)
Aberdeen Proving Ground
MD 21005-5071

U.S. Army Ordnance Center
and School Library
Simpson Hall, Building 3071
Aberdeen Proving Ground, MD 21005

U.S. Army Environmental
Hygiene Agency
Building E2100
Aberdeen Proving Ground, MD 21010

Technical Library Chemical Research
and Development Center
Aberdeen Proving Ground, MD
21010-5423

Commander
U.S. Army Medical Research
Institute of Infectious Disease
SGRD-UIZ-C
Fort Detrick, Frederick, MD 21702

Director, Biological
Sciences Division
Office of Naval Research
600 North Quincy Street
Arlington, VA 22217

Commander
U.S. Army Materiel Command
ATTN: AMCDE-XS
5001 Eisenhower Avenue
Alexandria, VA 22333

Commandant
U.S. Army Aviation
Logistics School ATTN: ATSQ-TDN
Fort Eustis, VA 23604

Commander
U.S. Army Aviation
Systems Command
ATTN: AMSAV-ED
4300 Goodfellow Boulevard
St. Louis, MO 63120

Commanding Officer
Naval Biodynamics Laboratory
P.O. Box 24907
New Orleans, LA 70189-0407

Assistant Commandant
U.S. Army Field Artillery School
ATTN: Morris Swott Technical Library
Fort Sill, OK 73503-0312

Commander
U.S. Army Health Services Command
ATTN: HSOP-SO
Fort Sam Houston, TX 78234-6000

HQ USAF/SGPT
Bolling Air Force Base, DC 20332-6188

U.S. Army Dugway Proving Ground
Technical Library, Building 5330
Dugway, UT 84022

U.S. Army Yuma Proving Ground
Technical Library
Yuma, AZ 85364

AFFTC Technical Library
6510 TW/TSTL
Edwards Air Force Base,
CA 93523-5000

Commander
Code 3431
Naval Weapons Center
China Lake, CA 93555

Aeromechanics Laboratory
U.S. Army Research and Technical Labs
Ames Research Center, M/S 215-1
Moffett Field, CA 94035

Sixth U.S. Army
ATTN: SMA
Presidio of San Francisco, CA 94129

Commander
U.S. Army Aeromedical Center
Fort Rucker, AL 36362

U.S. Air Force School
of Aerospace Medicine
Strughold Aeromedical Library Technical
Reports Section (TSKD)
Brooks Air Force Base, TX 78235-5301

Dr. Diane Damos
Department of Human Factors
ISSM, USC
Los Angeles, CA 90089-0021
U.S. Army White Sands
Missile Range
ATTN: STEWS-IM-ST
White Sands Missile Range, NM 88002

U.S. Army Aviation Engineering
Flight Activity
ATTN: SAVTE-M (Tech Lib) Stop 217
Edwards Air Force Base, CA 93523-5000

Ms. Sandra G. Hart
Ames Research Center
MS 262-3
Moffett Field, CA 94035

Commander, Letterman Army Institute
of Research
ATTN: Medical Research Library
Presidio of San Francisco, CA 94129

Headquarters (ATMD)
U.S. Army Training
and Doctrine Command
ATTN: ATBO-M
Fort Monroe, VA 23651

Structures Laboratory Library
USARTL-AVSCOM
NASA Langley Research Center
Mail Stop 266
Hampton, VA 23665

Naval Aerospace Medical
Institute Library
Building 1953, Code 03L
Pensacola, FL 32508-5600

Command Surgeon
HQ USCENCOM (CCSG)
U.S. Central Command
MacDill Air Force Base FL 33608

Air University Library
(AUL/LSE)
Maxwell Air Force Base, AL 36112

U.S. Air Force Institute
of Technology (AFIT/LDEE)
Building 640, Area B
Wright-Patterson
Air Force Base, OH 45433

Henry L. Taylor
Director, Institute of Aviation
University of Illinois-Willard Airport
Savoy, IL 61874

Chief, Nation Guard Bureau
ATTN: NGB-ARS (COL Urbauer)
Room 410, Park Center 4
4501 Ford Avenue
Alexandria, VA 22302-1451

Commander
U.S. Army Aviation Systems Command
ATTN: SGRD-UAX-AL (MAJ Gillette)
4300 Goodfellow Blvd., Building 105
St. Louis, MO 63120

U.S. Army Aviation Systems Command
Library and Information Center Branch
ATTN: AMSAV-DIL
4300 Goodfellow Boulevard
St. Louis, MO 63120

Federal Aviation Administration
Civil Aeromedical Institute
Library AAM-400A
P.O. Box 25082
Oklahoma City, OK 73125

Commander
U.S. Army Academy
of Health Sciences
ATTN: Library
Fort Sam Houston, TX 78234

Commander
U.S. Army Institute of Surgical Research
ATTN: SGRD-USM (Jan Duke)
Fort Sam Houston, TX 78234-6200

AAMRL/HEX
Wright-Patterson
Air Force Base, OH 45433

John A. Dellinger,
Southwest Research Institute
P. O. Box 28510
San Antonio, TX 78284

Product Manager
Aviation Life Support Equipment
ATTN: AMCPM-ALSE
4300 Goodfellow Boulevard
St. Louis, MO 63120-1798

Commander
U.S. Army Medical Materiel
Development Activity
Fort Detrick, Frederick, MD 21702-5009

Commander
U.S. Army Aviation Center
Directorate of Combat Developments
Building 507
Fort Rucker, AL 36362

U. S. Army Research Institute
Aviation R&D Activity
ATTN: PERI-IR
Fort Rucker, AL 36362

Commander
U.S. Army Safety Center
Fort Rucker, AL 36362

U.S. Army Aircraft Development
Test Activity
ATTN: STEBG-MP-P
Cairns Army Air Field
Fort Rucker, AL 36362

Commander U.S. Army Medical Research
and Development Command
ATTN: SGRD-PLC (COL Sedge)
Fort Detrick, Frederick, MD 21702

MAJ John Wilson
TRADOC Aviation LO
Embassy of the United States
APO New York 09777

Netherlands Army Liaison Office
Building 602
Fort Rucker, AL 36362

British Army Liaison Office
Building 602
Fort Rucker, AL 36362

Italian Army Liaison Office
Building 602
Fort Rucker, AL 36362

Directorate of Training Development
Building 502
Fort Rucker, AL 36362

Chief
USAHEL/USAAVNC Field Office
P. O. Box 716
Fort Rucker, AL 36362-5349

Commander U.S. Army Aviation Center
and Fort Rucker
ATTN. ATZQ-CG
Fort Rucker, AL 36362

Commander/President
TEXCOM Aviation Board
Cairns Army Air Field
Fort Rucker, AL 36362

MAJ Terry Newman
Canadian Army Liaison Office
Building 602
Fort Rucker, AL 36362

German Army Liaison Office
Building 602
Fort Rucker, AL 36362

LTC Patrice Cottebrune
French Army Liaison Office
USAAVNC (Building 602)
Fort Rucker, AL 36362-5021

Australian Army Liaison Office
Building 602
Fort Rucker, AL 36362

Dr. Garrison Rapmund
6 Burning Tree Court
Bethesda, MD 20817

Commandant Royal Air Force
Institute of Aviation Medicine
Farnborough Hampshire GU14 6SZ UK

Commander
U.S. Army Biomedical Research
and Development Laboratory
ATTN: SGRD-UBZ-I
Fort Detrick, Frederick, MD 21702

Defense Technical Information Center
Cameron Station
Alexandra, VA 22313

Commander, U.S. Army Foreign Science
and Technology Center
AIFRTA (Davis)
220 7th Street, NE
Charlottesville, VA 22901-5396

Director,
Applied Technology Laboratory
USARTL-AVSCOM
ATTN: Library, Building 401
Fort Eustis, VA 23604

U.S. Air Force Armament
Development and Test Center
Eglin Air Force Base, FL 32542

Commander, U.S. Army Missile
Command
Redstone Scientific Information Center
ATTN: AMSMI-RD-CS-R
/ILL Documents
Redstone Arsenal, AL 35898

Dr. H. Dix Christensen
Bio-Medical Science Building, Room 753
Post Office Box 26901
Oklahoma City, OK 73190

U.S. Army Research and Technology
Laboratories (AVSCOM)
Propulsion Laboratory MS 302-2
NASA Lewis Research Center
Cleveland, OH 44135

Col. Otto Schramm Filho
c/o Brazilian Army Commission
Office-CEBW
4632 Wisconsin Avenue NW
Washington, DC 20016
Dr. Christine Schlichting
Behavioral Sciences Department
Box 900, NAVUBASE NLON
Groton, CT 06349-5900

COL Eugene S. Channing, O.D.
Brooke Army Medical Center
ATTN: HSHE-EAH-O
Fort Sam Houston, TX 78234-6200

LTC Gaylord Lindsey (5)
USAMRDC Liaison at Academy
of Health Sciences
ATTN: HSHA-ZAC-F
Fort Sam Houston, TX 78234

Aviation Medicine Clinic
TMC #22, SAAF
Fort Bragg, NC 28305

Dr. A. Kornfield, President
Biosearch Company
3016 Revere Road
Drexel Hill, PA 29026