

AD-A248 329



DTIC
SELECTE
APR 6 1992
S C D

L03

12

Department of Defense

ATLAS/DATA ABSTRACT FOR THE UNITED STATES AND SELECTED AREAS


FISCAL YEAR 1991

92-08713



DSD

WASHINGTON HEADQUARTERS SERVICES



92 4 03 221

DISTRIBUTION STATEMENT A

Approved for public release;
Distribution Unlimited

Department of Defense

ATLAS/DATA ABSTRACT
FOR THE UNITED STATES
AND SELECTED AREAS

Fiscal Year 1991

Accession For	
NTIS GRA&I	<input checked="" type="checkbox"/>
DTIC TAB	<input type="checkbox"/>
Unannounced	<input type="checkbox"/>
Justification	
By	
Distribution/	
Availability Codes	
Dist	Avail and/or Special
A-1	



Prepared by
Department of Defense
Washington Headquarters Services
Directorate for Information
Operations and Reports

~~For sale by the Superintendent of Documents
U. S. Government Printing Office
Washington, D.C. 20402~~

DTIC AND NTIS IDENTIFICATION NUMBER FOR THIS PUBLICATION IS DIOR/L03-91.

TABLE OF CONTENTS

	Page
INTRODUCTION	2
 MAPS AND STATISTICAL SUMMARIES	
DoD Estimated Payroll and Prime Contracts by Area	8
Statistical Abstract for the United States	11

State/Area	Map No.	
Alabama (AL)	1	12
Alaska (AK)	2	14
Arizona (AZ)	3	16
Arkansas (AR)	4	18
California (CA)	5	20
Los Angeles Area	5a	23
San Diego Area	5b	24
San Francisco Area	5c	25
Colorado (CO)	6	26
Connecticut (CT)	7	28
Delaware (DE)	8	30
District of Columbia (DC)	9	32
Florida (FL)	10	34
Georgia (GA)	11	36
Hawaii (HI)	12	38
Idaho (ID)	13	40
Illinois (IL)	14	42
Indiana (IN)	15	44
Iowa (IA)	16	46
Kansas (KS)	17	48
Kentucky (KY)	18	50
Louisiana (LA)	19	52
Maine (ME)	20	54
Maryland (MD)	21	56
Suburban Maryland	21a	59
Massachusetts (MA)	22	60
Michigan (MI)	23	62
Minnesota (MN)	24	64
Mississippi (MS)	25	66
Missouri (MO)	26	68
Montana (MT)	27	70
Nebraska (NE)	28	72
Nevada (NV)	29	74
New Hampshire (NH)	30	76
New Jersey (NJ)	31	78
New Mexico (NM)	32	80
New York (NY)	33	82
North Carolina (NC)	34	84
North Dakota (ND)	35	86
Ohio (OH)	36	88

TABLE OF CONTENTS (Continued)

State/Area	Map No.	Page
Oklahoma (OK)	37	90
Oregon (OR)	38	92
Pennsylvania (PA)	39	94
Rhode Island (RI)	40	96
South Carolina (SC)	41	98
South Dakota (SD)	42	100
Tennessee (TN)	43	102
Texas (TX)	44	104
Utah (UT)	45	106
Vermont (VT)	46	108
Virginia (VA)	47	110
Norfolk Area	47a	112
Northern Virginia Area	47b	113
Washington (WA)	48	114
West Virginia (WV)	49	116
Wisconsin (WI)	50	118
Wyoming (WY)	51	120
Guam	52	122
Puerto Rico	53	124
Australia	54	126
Belgium	55	128
Bermuda	56	130
Canada	57	132
Egypt	58	134
Germany	59	136
Greece	60	138
Iceland	61	140
Italy	62	142
Japan	63	144
Korea	64	146
Netherlands	65	148
Panama	66	150
Philippines	67	152
Portugal	68	154
Saudi Arabia	69	156
Spain	70	158
Turkey	71	160
United Kingdom	72	162

INTRODUCTION

The expenditures shown in this publication are not all inclusive. Additional information on total operational costs in selected foreign countries are available in the DoD Comptroller Budget Exhibit OP-53.

INTRODUCTION

BACKGROUND

From 1955 to 1982, the Department of Defense (DoD) published the Map Book of Major Military Installations. This book gave DoD managers a convenient reference to locate major military installations in the United States. In the late 1970's, officials in the Office of the Secretary of Defense suggested that the geography information in the "Map Book" be combined with financial and personnel data so that a wide range of information about DoD would be available in a single publication. A prototype of this new book, in 1981, resulted in the first Atlas/State Data Abstract, in 1982, and included geographic, financial, and personnel information for the fifty states. The 1984 edition was expanded to include selected U.S. Territories and Possessions, and the 1986 edition added selected foreign countries.

ATLAS

The Atlas/Data Abstract for the United States and Selected Areas includes military and civilian manpower, payroll outlays, and prime contracts over \$25,000, by state, District of Columbia (DC), Guam, Puerto Rico, and selected foreign countries. The information is presented with statistical tables on the right hand pages and corresponding maps on the facing pages.

In the first set of tables, personnel and expenditure totals are displayed for DoD, Army, Navy and Marine Corps, Air Force, and Other Defense Activities. The personnel part of this set contains a breakdown of active duty military, civilian, and Reserve and National Guard for the fifty states, DC, Guam, and Puerto Rico. The foreign countries show military and civilian dependent information instead of Reserve and National Guard personnel figures. The expenditures part of this set is broken down by payroll outlays and prime contracts over \$25,000, and subsets of these categories.

In the next set of tables, the top ten major locations of expenditures and personnel are shown in descending order. These locations are depicted on the maps on the corresponding facing pages. These tables are not included in the selected foreign countries since location information is not collected.

In the remaining two tables, contract awards over \$25,000 for the last three fiscal years and the top five contractors with their major areas of work are depicted for each state or country.

COVERAGE

The information in this Atlas pertains to the Department of Defense (DoD) which includes the Departments of the Army, Navy, and Air Force, and Other Defense Activities. The Other Defense Activities include the Office of the Secretary of Defense, the Joint Staff, Defense Agencies, DoD Field Activities, DoD Inspector General, U.S. Court of Military Appeals, and the Uniformed Services University of the Health Sciences. All information shown is as of September 30, 1991.

PERSONNEL

Personnel data include total active duty military, direct hire civilian, Reserve and National Guard (fifty states, DC, Guam, and Puerto Rico), and military and civilian dependents (foreign countries).

Active Duty Military

The active duty military personnel counts include those based ashore and exclude those temporarily shore-based, in a transient status, or afloat. As of September 30, 1991, 329,952 military personnel were excluded based on these categories. Reserve/National Guard personnel called to active duty under 10 USC 637(b) are not included in the active duty military personnel counts.

There are a few cases where personnel are reported by the parent installation and shown there, instead of their actual operating location. There are also cases where personnel on temporary duty as of September 30, 1991, are reported at the installation where they are temporarily assigned. In using this publication, please be aware that cases such as the foregoing can occur.

Civilian

Included in the Atlas are those U.S. citizen and foreign national direct hire civilians subject to Office of Management and Budget (OMB) ceiling controls. Excluded are indirect hire civilians and those direct hire civilians not subject to OMB ceiling controls. As of September 30, 1991, there were 70,131 indirect hire and 10,295 direct hire civilians not subject to OMB ceiling controls.

Personnel assigned to military functions predominate the civilian manpower statistics in the Atlas, but we have also included civilian personnel involved in civil functions of the United States. As of September 30, 1991, there were 28,136 employees of the Army Corps of Engineers, 115 Army cemeterial employees, and 1 Air Force employee, all assigned to civil functions.

Reserve and National Guard

The Reserve and National Guard personnel figures include only the Ready Reserve, which consists of the Selected Reserve, the Individual Ready Reserve and the Inactive National Guard. Personnel in the Selected Reserve are distributed to the capital city of the state in which their duty is performed. Personnel in the Individual Ready Reserve and Inactive National Guard are distributed according to capital city of their state of residence.

Military and U.S. Civilian Dependents

Included in the foreign countries of the Atlas are counts of military and U.S. civilian dependents. Military figures include both command and non-command sponsored dependents. Dependents are defined as spouse; children; parents; other persons related by blood, marriage, or adoption; and any person recognized as a dependent by the appropriate DoD component.

EXPENDITURES

The expenditures in this Atlas are not all inclusive. Additional information on total operational costs for foreign countries are available in the DoD Comptroller Budget Exhibit OP-53.

Payroll Outlays

For civilian, active duty military, and reserves, payroll outlays represent the gross earnings of these personnel for services rendered to the Government and cash allowances for benefits. Excluded from these outlays are the employer's share of employee benefits, accrued military retirement benefits, and most of the permanent change of station costs. Payroll outlays for retired military, including reserves, represent the direct compensation to those personnel.

For purposes of this publication, payroll outlays have been allocated, to the best of our ability, to the actual location of the person being compensated. In most cases, the outlays are actual payroll calculations at the location of the personnel being compensated. In some cases, the outlays have been prorated from a central paying office to remote locations. In other cases, where it is not possible to prorate, the outlays are reported at the location of the finance office issuing the checks. This could mean, for example, that military and civilian pay for the same installation may be reported at different locations if they are paid by different finance offices. Also, payroll outlays for military personnel who are temporarily shore-based or afloat are reported at their home port. Therefore, in using this publication, please be aware that anomalies of these types can occur.

Prime Contracts

Prime contract awards include obligations for those contract actions over \$25,000 only. Contractual obligations for less than \$25,000, such as small purchases, are reported in summary form and are not attributable to locations or major areas of work.

In reporting contract awards, there can be deobligations (credit actions) as well as obligations (debit actions). An example of this would be where a contract had to be terminated. Although rare, this can result in a net credit for a particular location in a given fiscal year, but will be a positive result over time. Net credits are shown as negative amounts. Similarly, the amount of prime contract dollars for a major area of work can exceed the total amount for a given prime contractor. This occurs when there is a large deobligation on another contract for the same contractor.

Prime contracts are generally reported at the location where the work is performed. For example, if a contractor is located in Nevada and wins a construction job in Utah, the contract will be reported in Utah. However, there are exceptions, such as when contract work is performed at various plants or locations, the contract is reported to the location where the largest dollar amount of work will be performed. Another exception is in contracts for transportation and communications services, where the place of performance is the location of the contractor's home office. Furthermore, for purchases from wholesale or other distribution firms, the place of performance is the distributor's business address and not the place where the products or goods were manufactured.

MAPS

The maps are displayed on the facing pages of the statistical tables and show where major payroll and contract expenditures are incurred and major concentrations of military and civilian personnel are located, or both. Locations are included if they show major expenditures for the current year or any one year in the past three years. Also included are all major military installations, regardless of expenditures or numbers of personnel, with the exception of public works centers and installations dedicated to reserve activities, unless expenditures or numbers of personnel caused these activities to be listed as major installations. To reduce congestion on the California and Germany maps, installations with less than 1,000 military and civilian personnel have been excluded.

The maps of the foreign countries show selected places for geographical reference only. Expenditure information is reported at the country level and apportionment by place is not possible.

MAPS AND STATISTICAL SUMMARIES

DoD ESTIMATED PAYROLL AND PRIME CONTRACTS BY STATE (THOUSANDS OF DOLLARS) FISCAL YEAR 1991

State	Civilian Pay	Military Active Duty Pay	Reserve & National Guard Pay	Retired Military Pay	Total Compensation	Civil Functions Contracts	Military Functions Contracts	Total Contracts
Alabama	782,396	570,964	191,170	548,598	2,093,128	81,812	1,751,809	1,833,621
Alaska	195,657	599,946	31,340	71,780	902,723	7,358	552,705	560,073
Arizona	400,335	596,828	72,190	589,132	1,658,485	28,465	2,482,112	2,510,578
Arkansas	138,004	231,111	67,102	281,851	718,068	40,265	266,098	306,363
California	4,170,352	6,259,825	372,214	3,149,859	13,952,250	98,271	24,166,770	24,265,041
Colorado	397,983	1,019,315	161,594	593,435	2,172,327	34,717	2,629,081	2,663,798
Connecticut	178,118	302,245	38,985	139,189	658,537	4,723	4,973,871	4,978,594
Delaware	48,282	108,299	35,644	69,900	262,125	8,085	124,644	132,729
District of Columbia	632,731	454,263	54,152	48,934	1,190,080	42,156	1,474,229	1,515,385
Florida	1,030,361	2,474,259	141,317	2,356,667	6,002,604	45,008	5,121,411	5,166,419
Georgia	1,078,027	1,657,422	244,140	813,305	3,792,894	26,327	1,957,470	1,983,797
Hawaii	665,950	1,341,581	44,736	192,887	2,245,154	1,229	695,893	697,127
Idaho	36,732	110,151	29,204	105,779	281,865	23,926	54,048	77,974
Illinois	577,050	759,965	157,065	342,567	1,836,647	131,677	1,559,157	1,790,834
Indiana	495,584	179,757	160,480	205,715	1,042,936	6,730	2,182,792	2,189,522
Iowa	44,988	15,565	54,632	90,224	205,409	22,586	435,869	458,455
Kansas	196,057	719,649	123,662	210,848	1,250,416	9,944	842,522	852,466
Kentucky	404,310	1,079,178	93,128	230,121	1,806,737	32,751	557,893	590,634
Louisiana	258,664	725,758	98,307	330,968	1,413,697	268,651	977,827	1,246,478
Maine	314,721	195,684	27,595	129,310	667,310	301	1,065,071	1,065,372
Maryland	1,650,173	888,821	140,937	590,708	3,270,639	25,729	4,102,812	4,128,541
Massachusetts	374,627	257,144	136,003	248,263	1,016,037	8,081	6,925,392	6,933,473
Michigan	387,701	200,448	102,886	235,949	926,978	19,952	1,316,754	1,336,716
Minnesota	90,210	33,664	96,801	142,548	353,223	50,469	1,729,282	1,779,751
Mississippi	340,408	379,854	81,991	260,033	1,062,286	34,073	1,698,269	1,732,342
Missouri	627,312	406,643	167,232	355,027	1,556,214	39,066	6,259,045	6,298,111
Montana	37,840	99,753	25,770	68,515	231,879	7,069	75,271	82,340
Nebraska	126,325	379,118	35,597	144,252	685,293	7,329	245,691	253,020
Nevada	56,182	267,673	17,399	252,68f	593,940	1,484	248,114	249,598
New Hampshire	50,907	23,453	20,200	123,994	218,559	1,220	425,837	427,057
New Jersey	847,050	356,671	143,175	286,975	1,633,871	40,909	3,451,954	3,492,863
New Mexico	311,488	390,367	36,459	260,508	998,822	12,227	669,416	681,643
New York	567,595	734,432	203,181	361,944	1,867,152	27,082	6,833,320	6,860,402
North Carolina	492,649	2,415,029	112,700	753,840	3,774,218	29,416	1,531,168	1,560,584
North Dakota	52,860	224,599	24,670	25,782	331,911	19,449	129,209	148,658
Ohio	1,167,190	392,714	147,286	417,317	2,124,507	23,758	4,736,288	4,760,046
Oklahoma	672,802	737,820	113,840	358,590	1,893,052	18,654	760,317	778,981
Oregon	99,657	36,140	54,532	240,359	430,698	95,129	220,630	316,759
Pennsylvania	1,584,999	305,896	288,845	498,991	2,688,733	85,634	2,862,888	2,948,522
Rhode Island	151,361	165,577	25,829	78,625	422,392	547	412,578	413,225
South Carolina	580,977	1,314,030	140,399	586,518	2,521,924	26,008	958,740	984,748
South Dakota	39,370	163,723	21,608	47,601	272,302	3,497	121,450	124,947
Tennessee	180,858	211,628	104,462	445,917	943,865	36,935	2,021,656	2,058,601
Texas	1,616,661	3,082,821	259,381	2,258,639	7,257,502	115,086	10,110,325	10,225,414
Utah	631,533	174,440	94,182	125,526	1,025,681	2,759	798,903	801,672
Vermont	18,457	5,332	22,383	34,693	80,865	157	71,205	71,362
Virginia	3,962,697	4,626,840	150,245	1,757,716	10,507,498	93,577	6,697,125	6,790,702
Washington	948,560	1,306,215	128,895	825,616	3,209,286	61,204	1,688,453	1,759,657
West Virginia	50,302	21,269	36,398	58,038	206,007	105,684	46,749	152,433
Wisconsin	97,862	28,025	159,648	141,945	427,480	20,653	546,895	567,548
Wyoming	32,443	86,490	13,657	40,765	173,355	577	62,745	63,322
Total U. S.	29,900,758	39,118,395	5,366,442	22,583,966	96,969,562	1,579,440	122,139,858	124,119,298

Prepared by: Washington Headquarters Services
Directorate for Information
Operations and Reports

**DoD ESTIMATED PAYROLL AND PRIME CONTRACTS BY STATE
(THOUSANDS OF DOLLARS)
FISCAL YEAR 1991**

Place	Civilian Pay	Military Active Duty Pay	Reserve & National Guard Pay	Retired Military Pay	Total Compensation	Civil Functions Contracts	Military Functions Contracts	Total Contracts
Guam	116,232	213,708	2,423	12,496	344,859	0	130,380	130,380
Puerto Rico	84,610	74,003	50,643	62,501	271,757	24,094	532,731	556,825
Other U.S. Possessions	22,692	60,766	12,143	10,616	106,217	6,958	423,337	430,295
Total U.S. Possessions	223,534	348,477	65,209	85,613	722,833	31,052	1,086,448	1,117,500
Australia	5,526	19,971	0	6,027	31,524	0	9,761	9,761
Belgium	17,734	87,122	368	4,103	109,327	0	77,752	77,752
Bermuda	15,729	25,849	0	1,933	43,511	0	34,049	34,049
Canada	8,143	17,077	0	8,762	33,982	3,123	468,066	471,189
Egypt	4,443	34,469	0	615	39,527	0	135,932	135,932
Germany	824,768	4,631,728	13,669	125,897	5,596,062	0	1,369,734	1,369,734
Greece	4,351	45,745	0	3,669	53,765	0	252,410	252,410
Iceland	35,067	69,225	0	386	104,678	0	104,882	104,882
Italy	137,953	397,144	337	10,067	545,501	0	354,432	354,432
Japan	164,246	1,282,743	607	23,048	1,470,644	0	909,251	909,251
Korea	311,013	995,277	583	13,170	1,320,043	0	565,422	565,422
Netherlands	18,636	72,795	110	2,109	93,650	77	154,624	154,701
Panama	147,651	281,770	5,181	6,317	440,919	0	64,202	64,202
Philippines	129,144	315,297	118	54,293	498,852	0	56,883	56,883
Portugal	14,967	44,506	0	925	60,398	0	22,605	22,605
Saudi Arabia	11,263	743,746	0	11,928	766,937	0	1,243,614	1,243,614
Spain	31,080	159,773	0	11,230	202,083	0	429,707	429,707
Turkey	20,316	154,094	0	2,462	176,872	0	273,974	273,974
United Kingdom	111,221	658,435	708	34,858	805,222	166	773,628	773,794
Other Foreign Nations	22,490	165,490	76	37,218	225,274	4,366	4,131,985	4,136,351
Total Foreign Nations	2,035,741	10,202,256	21,757	359,017	12,618,771	7,732	11,432,913	11,440,645

Prepared by: Washington Headquarters Services
Directorate for Information
Operations and Reports

UNITED STATES - TOTAL

FISCAL YEAR 1991

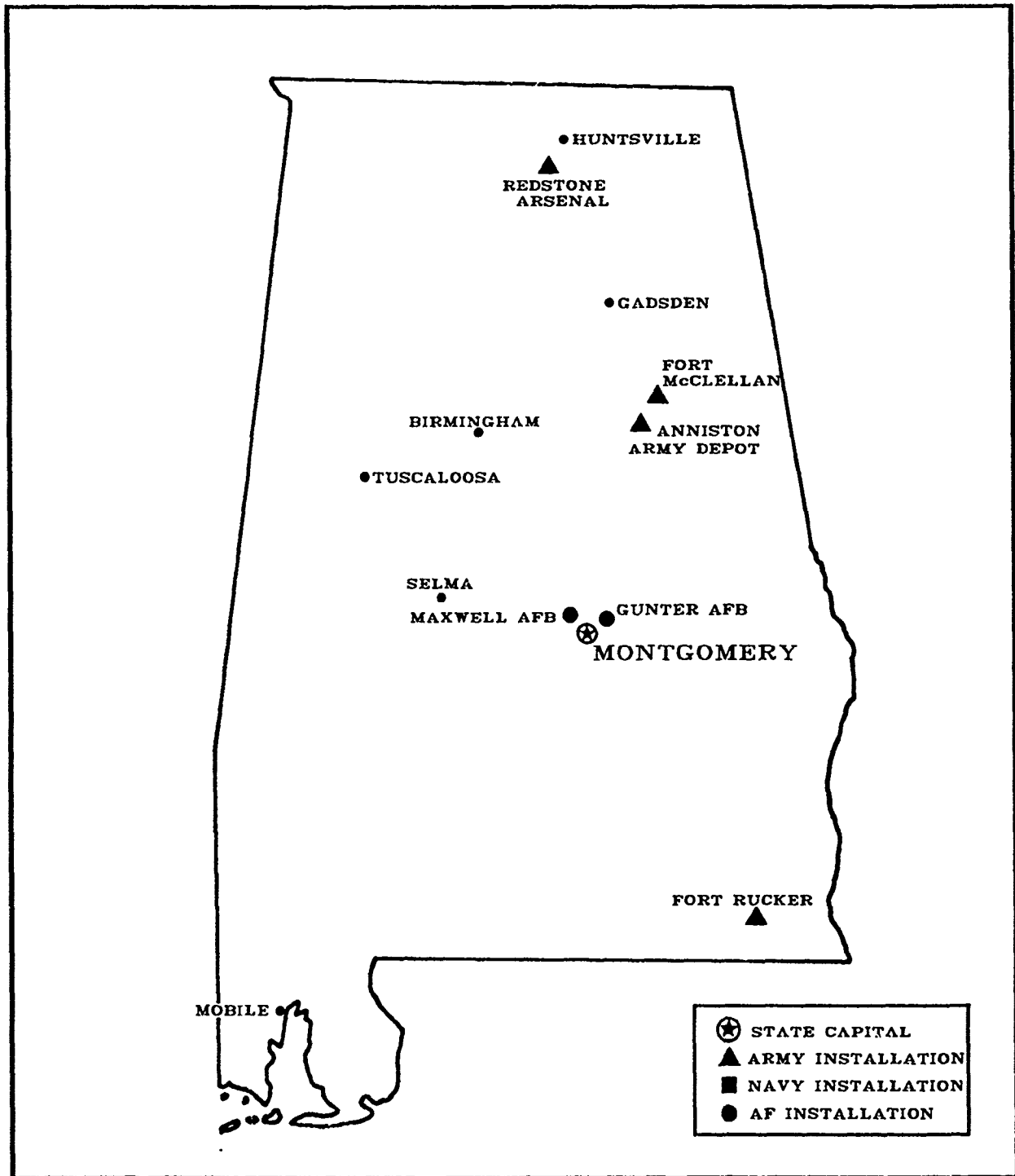
(DOLLARS IN THOUSANDS)

Personnel/Expenditures	Total	Army	Navy & Marine Corps	Air Force	Other Defense Activities		
I. Personnel - Total	3,871,686	1,843,076	1,039,895	890,239	98,476		
Active Duty Military	1,263,455	453,896	400,878	408,681	0		
Civilian	911,175	305,819	297,778	209,102	98,476		
Reserve & National Guard	1,697,056	1,083,361	341,239	272,456	0		
II. Expenditures - Total	\$221,088,860	\$65,767,931	\$72,291,517	\$67,633,562	\$15,395,850		
A. Payroll Outlays - Total	96,969,562	34,081,173	32,374,966	27,546,895	2,966,528		
Active Duty Military Pay	39,118,396	13,459,659	14,547,600	11,111,137	0		
Civilian Pay	29,900,758	9,649,044	10,471,173	6,814,013	2,966,528		
Reserve & National Guard Pay	5,366,442	3,587,437	698,114	1,080,891	0		
Retired Military Pay	22,583,966	7,385,033	6,658,079	8,540,854	0		
B. Prime Contracts Over \$25,000 Total	124,119,298	31,686,758	39,916,551	40,086,667	12,429,322		
Supply Contracts	66,980,671	16,376,947	21,644,686	20,213,031	8,746,007		
R&D Contracts	20,468,525	4,340,280	4,292,673	9,776,615	2,058,957		
Service Contracts	31,221,681	6,959,380	12,680,540	9,965,527	1,616,234		
Construction Contracts	3,468,981	2,030,711	1,298,652	131,494	8,124		
Civil Function Contracts	1,979,440	1,979,440	0	0	0		
Major Locations of Expenditures	Expenditures			Major Locations of Personnel	Military and Civilian Personnel		
	Total	Payroll Outlays	Prime Contracts		Total	Active Duty Military	Civilian
St. Louis, MO	\$5,869,393	\$446,755	\$5,422,638	Fort Bragg, NC	47,610	41,914	5,696
San Diego, CA	4,628,131	2,616,918	2,011,213	San Diego, CA	46,689	30,707	15,982
Fort Worth, TX	3,973,282	308,602	3,664,680	Arlington, VA	45,686	17,972	27,714
Norfolk, VA	2,928,485	2,306,864	621,621	Fort Hood, TX	35,284	30,716	4,568
Arlington, VA	2,836,109	2,188,529	647,580	Norfolk, VA	35,159	18,084	17,075
Washington, DC	2,706,465	1,190,080	1,516,385	Camp Pendleton, CA	33,811	31,612	2,199
Pico Rivera, CA	2,599,553	1,669	2,597,884	Camp Lejeune, NC	32,493	29,023	3,470
Groton, CT	2,394,860	292,522	2,102,338	Fort Campbell, KY	28,016	24,653	3,363
Long Beach, CA	2,268,571	565,989	1,702,582	Washington, DC	27,460	11,498	15,962
Bethpage, NY	2,241,714	10,678	2,231,036	Philadelphia, PA	25,266	2,476	22,790
Prime Contracts Over \$25,000 (Prior Three Years)	Total	Army	Navy & Marine Corps	Air Force	Other Defense Activities		
Fiscal Year 1990	\$121,253,873	\$28,562,127	\$42,208,648	\$39,076,331	\$11,406,767		
Fiscal Year 1989	119,916,607	28,712,301	43,208,727	37,668,421	10,327,158		
Fiscal Year 1988	125,767,432	27,679,677	50,253,987	38,089,362	9,744,406		
Top Five Contractors Receiving the Largest Dollar Volume of Prime Contract Awards in the United States	Total Amount	Major Area of Work					
		FSC or Service Code Description	Amount				
1. MCDONNELL DOUGLAS CORPORATION	\$8,051,219	Aircraft Fixed Wing	\$3,765,280				
2. GENERAL DYNAMICS CORPORATION	7,783,216	Aircraft Fixed Wing	2,777,270				
3. GENERAL ELECTRIC COMPANY	4,772,298	Gas Turbines and Jet Engines, Acft & Comps	1,236,005				
4. GENERAL MOTORS CORPORATION	4,423,717	Guided Missiles	921,409				
5. RAYTHEON COMPANY	4,010,124	Guided Missile Handling & Servicing Equip	921,206				
Total of Above	\$29,040,574	(23.4% of total awards over \$25,000)					

Prepared by: Washington Headquarters Services
Directorate for Information
Operations and Reports

MAP NO. 1

ALABAMA



Prepared By: Washington Headquarters Services
Directorate for Information
Operations and Reports

ALABAMA

FISCAL YEAR 1991

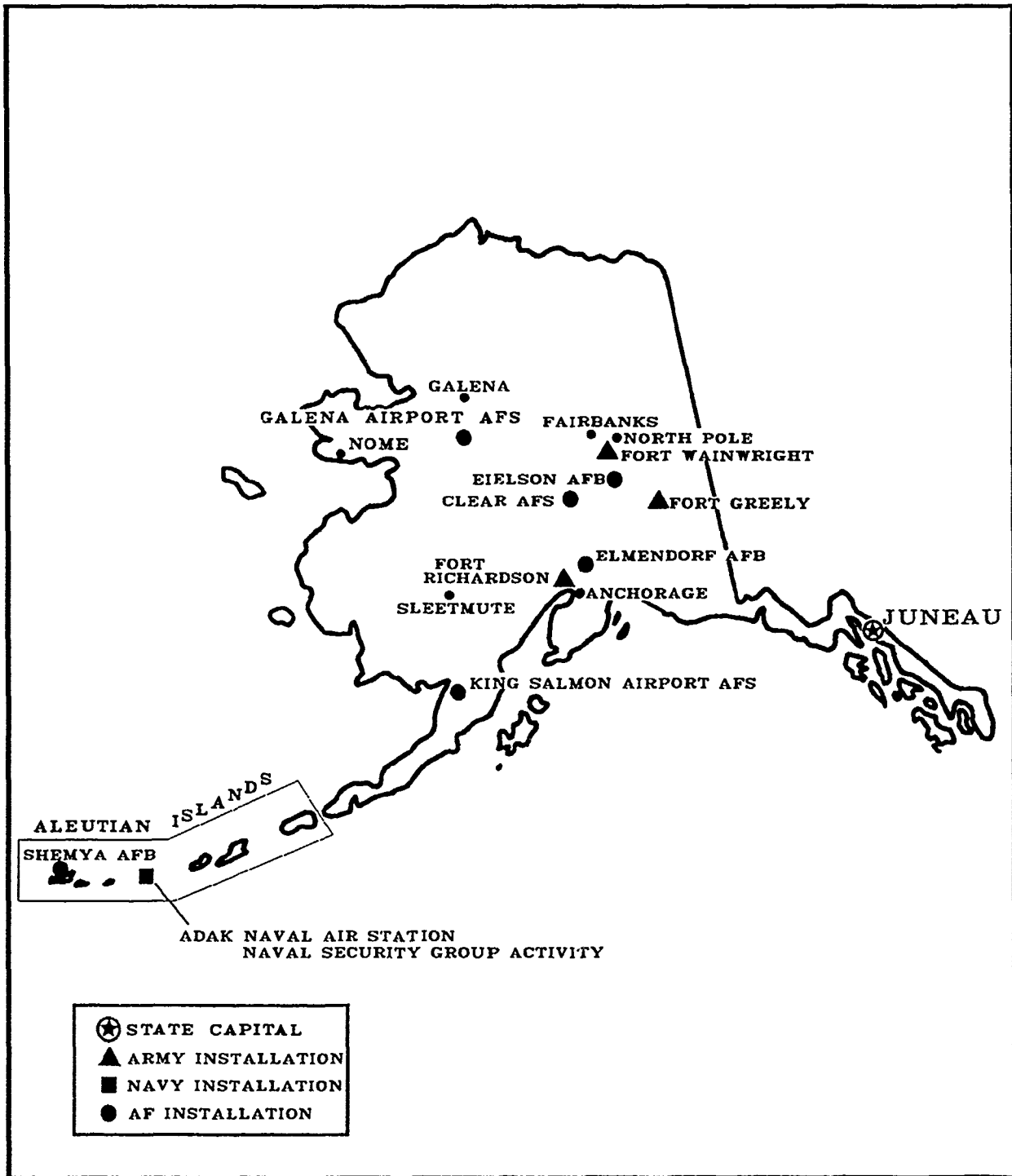
(DOLLARS IN THOUSANDS)

Personnel/Expenditures	Total	Army	Navy & Marine Corps	Air Force	Other Defense Activities		
I. Personnel - Total	92,972	72,724	6,266	13,193	789		
Active Duty Military	18,562	12,985	829	4,748	0		
Civilian	26,003	22,072	72	3,070	789		
Reserve & National Guard	48,407	37,667	5,365	5,375	0		
II. Expenditures - Total	\$3,926,749	\$2,656,449	\$225,171	\$806,740	\$238,389		
A. Payroll Outlays - Total	2,093,128	1,471,123	127,828	471,444	22,733		
Active Duty Military Pay	570,964	379,895	29,895	161,174	0		
Civilian Pay	782,396	666,205	1,816	91,642	22,733		
Reserve & National Guard Pay	191,170	158,056	11,718	21,396	0		
Retired Military Pay	548,598	266,967	84,399	197,232	0		
B. Prime Contracts Over \$25,000 Total	1,833,621	1,185,326	97,343	335,296	215,656		
Supply Contracts	746,626	345,127	60,067	151,174	189,658		
R&D Contracts	383,564	338,051	9,034	15,181	21,298		
Service Contracts	522,576	321,028	27,907	168,941	4,700		
Construction Contracts	99,643	99,308	335	0	0		
Civil Function Contracts	81,812	81,812	0	0	0		
Major Locations of Expenditures	Expenditures			Major Locations of Personnel	Military and Civilian Personnel		
	Total	Payroll Outlays	Prime Contracts		Total	Active Duty Military	Civilian
Huntsville	\$876,247	\$147,362	\$728,885	Redstone Arsenal	11,591	2,739	8,852
Fort Rucker	495,679	316,933	178,746	Fort Rucker	8,528	5,430	3,098
Redstone Arsenal	433,556	340,454	93,102	Fort McClellan	5,279	3,965	1,314
Montgomery	372,266	287,853	84,413	Maxwell AFB	4,677	3,049	1,628
Anniston	270,235	150,038	120,197	Anniston	4,460	50	4,410
Mobile	201,861	54,381	147,480	Gunter AFB	2,438	1,466	972
Fort McClellan	178,094	144,064	34,030	Huntsville	2,406	256	2,150
Birmingham	129,161	55,457	73,704	Montgomery	1,306	534	772
Gunter AFB	109,448	72,438	37,010	Mobile	1,161	49	1,112
Selma	91,088	7,701	83,387	Birmingham	853	204	649
Prime Contracts Over \$25,000 (Prior Three Years)	Total	Army	Navy & Marine Corps	Air Force	Other Defense Activities		
Fiscal Year 1990	\$1,937,921	\$1,254,246	\$232,855	\$262,606	\$178,214		
Fiscal Year 1989	1,392,388	954,939	169,356	152,318	115,775		
Fiscal Year 1988	1,825,552	1,169,610	200,975	267,751	187,216		
Top Five Contractors Receiving the Largest Dollar Volume of Prime Contract Awards in this State	Total Amount	Major Area of Work					
		FSC or Service Code Description	Amount				
1. TELEDYNE INC	\$183,626	Generators and Generator Sets, Electrical	\$72,107				
2. FMC CORPORATION	100,004	Vehicular Brake, Steering, Axle Wheel Comp	91,180				
3. BOEING COMPANY THE	96,446	RDTE/Missile and Space Systems-Engr Develo	21,250				
4. DYNACORP	90,890	Maint & Repair of Eq/Aircraft Structural C	90,890				
5. AMERICAN APPAREL BRANDS	70,795	Clothing, Special Purpose	70,931				
Total of Above	\$541,761	(29.5% of total awards over \$25,000)					

Prepared by: Washington Headquarters Services
 Directorate for Information
 Operations and Reports

MAP NO. 2

ALASKA



Prepared By: Washington Headquarters Services
Directorate for Information
Operations and Reports

ALASKA

FISCAL YEAR 1991

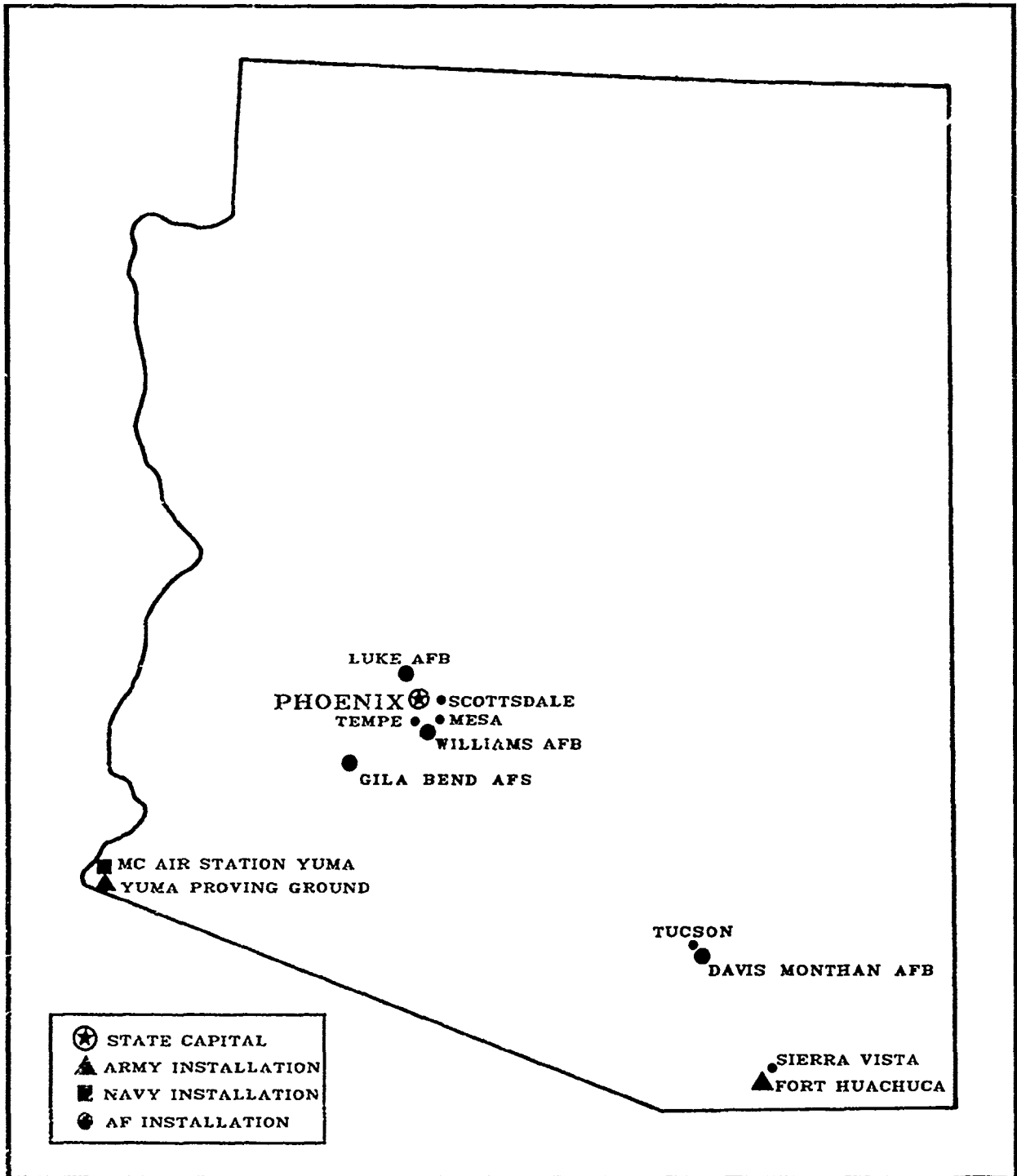
(DOLLARS IN THOUSANDS)

Personnel/Expenditures	Total	Army	Navy & Marine Corps	Air Force	Other Defense Activities		
I. Personnel - Total	35,909	17,731	2,649	15,478	51		
Active Duty Military	23,302	9,849	1,932	11,521	0		
Civilian	4,914	2,614	221	2,028	51		
Reserve & National Guard	7,693	5,268	496	1,929	0		
II. Expenditures - Total	\$1,462,796	\$539,298	\$124,499	\$614,056	\$184,943		
A. Payroll Outlays - Total	902,723	397,936	61,420	442,129	1,238		
Active Duty Military Pay	599,946	251,349	44,925	303,672	0		
Civilian Pay	199,657	100,127	9,050	89,242	1,238		
Reserve & National Guard Pay	31,340	22,820	716	7,804	0		
Retired Military Pay	71,780	23,640	6,729	41,411	0		
B. Prime Contracts Over \$25,000 Total	560,073	141,362	63,079	171,927	183,705		
Supply Contracts	113,672	4,829	429	8,389	100,025		
R&D Contracts	1,166	74	1,062	30	0		
Service Contracts	348,144	53,359	49,524	161,581	83,680		
Construction Contracts	89,723	75,732	12,064	1,927	0		
Civil Function Contracts	7,368	7,368	0	0	0		
Major Locations of Expenditures	Expenditures			Major Locations of Personnel	Military and Civilian Personnel		
	Total	Payroll Outlays	Prime Contracts		Total	Active Duty Military	Civilian
Elmendorf AFB	\$309,382	\$240,535	\$68,847	Elnendorf AFB	8,081	6,545	1,536
Anchorage	212,729	72,596	140,223	Fort Wainwright	5,598	4,925	673
Fort Wainwright	187,542	164,853	22,689	Fort Richardson	5,518	4,481	1,037
Fort Richardson	174,788	142,139	32,649	Eielson AFB	3,968	3,466	502
Eielson AFB	152,795	115,819	36,976	Adak Nav Air Station	2,042	1,837	205
Adak Nav Air Station	80,272	51,013	29,259	Anchorage	654	202	452
North Pole	63,105	7,270	55,835	Shemya AFB	627	597	30
Clear AFS	58,571	6,209	52,362	Sleetmute	444	444	0
Shemya AFB	50,542	15,310	35,232	Galena	343	327	16
Fort Greely	17,588	10,919	6,669	King Salmon	318	299	19
Prime Contracts Over \$25,000 (Prior Three Years)	Total	Army	Navy & Marine Corps	Air Force	Other Defense Activities		
Fiscal Year 1990	\$441,326	\$100,569	\$57,315	\$155,486	\$127,956		
Fiscal Year 1989	539,795	192,044	70,673	155,647	121,431		
Fiscal Year 1988	421,943	185,959	25,561	144,696	65,727		
Top Five Contractors Receiving the Largest Dollar Volume of Prime Contract Awards in this State	Total Amount	Major Area of Work					
		FSC or Service Code Description	Amount				
1. MAPCO INC	\$52,578	Liquid Propellants & Fuel, Petroleum Base	\$51,138				
2. ITI CORPORATION	51,136	Operation/Radar & Navigational Facilities	50,866				
3. WESTERN TELE-COMMUNICATIONS	45,988	Other ADP & Telecommunication Services	45,908				
4. TESORO PETROLEUM CORPORATION	33,901	Liquid Propellants & Fuel, Petroleum Base	33,901				
5. PIQUINI MANAGEMENT CORPORATION	30,316	Program Management/Support Services	16,848				
Total of Above	\$213,919	(38.2% of total awards over \$25,000)					

Prepared by: Washington Headquarters Services
Directorate for Information
Operations and Reports

MAP NO. 3

ARIZONA



Prepared By: Washington Headquarters Services
Directorate for Information
Operations and Reports

ARIZONA

FISCAL YEAR 1991

(DOLLARS IN THOUSANDS)

Personnel/Expenditures	Total	Army	Navy & Marine Corps	Air Force	Other Defense Activities
I. Personnel - Total	57,725	24,431	10,188	22,396	710
Active Duty Military	23,802	6,331	5,380	12,091	0
Civilian	9,884	4,696	442	4,036	710
Reserve & National Guard	24,039	13,404	4,366	6,269	0
II. Expenditures - Total	\$4,169,063	\$1,978,793	\$353,018	\$1,759,932	\$77,320
A. Payroll Outlays - Total	1,658,485	640,895	214,154	777,641	25,795
Active Duty Military Pay	596,828	177,933	86,524	332,371	0
Civilian Pay	400,335	245,282	13,299	115,959	25,795
Reserve & National Guard Pay	72,190	43,784	7,047	21,359	0
Retired Military Pay	589,132	173,896	107,284	307,952	0
B. Prime Contracts Over \$25,000 Total	2,510,578	1,337,898	138,864	982,291	51,525
Supply Contracts	1,747,686	822,157	109,093	791,643	24,793
R&D Contracts	256,515	176,165	11,460	44,356	24,534
Service Contracts	368,461	211,976	11,817	142,518	2,150
Construction Contracts	109,450	99,134	6,494	3,774	46
Civil Function Contracts	28,466	28,466	0	0	0

Major Locations of Expenditures	Expenditures			Major Locations of Personnel	Military and Civilian Personnel		
	Total	Payroll Outlays	Prime Contracts		Total	Active Duty Military	Civilian
Tucson	\$1,227,292	\$160,506	\$1,066,786	Fort Huachuca	8,886	5,633	3,253
Sierra Vista	654,058	404,666	249,392	Yuma	6,798	5,416	1,382
Mesa	517,204	57,272	459,932	Davis-Monthan AFB	6,261	4,897	1,364
Phoenix	303,964	155,457	148,507	Luke AFB	6,103	4,881	1,222
Scottsdale	261,497	22,719	238,778	Williams AFB	2,208	1,734	474
Luke AFB	222,138	175,386	46,752	Phoenix	1,282	427	855
Davis-Monthan AFB	212,833	177,129	35,704	Tucson	1,078	290	788
Yuma	156,614	147,166	9,448	Gila Bend	265	151	114
Williams AFB	115,687	72,871	42,816	Mesa	183	43	140
Tempe	86,515	18,357	68,158	Sierra Vista	95	91	4

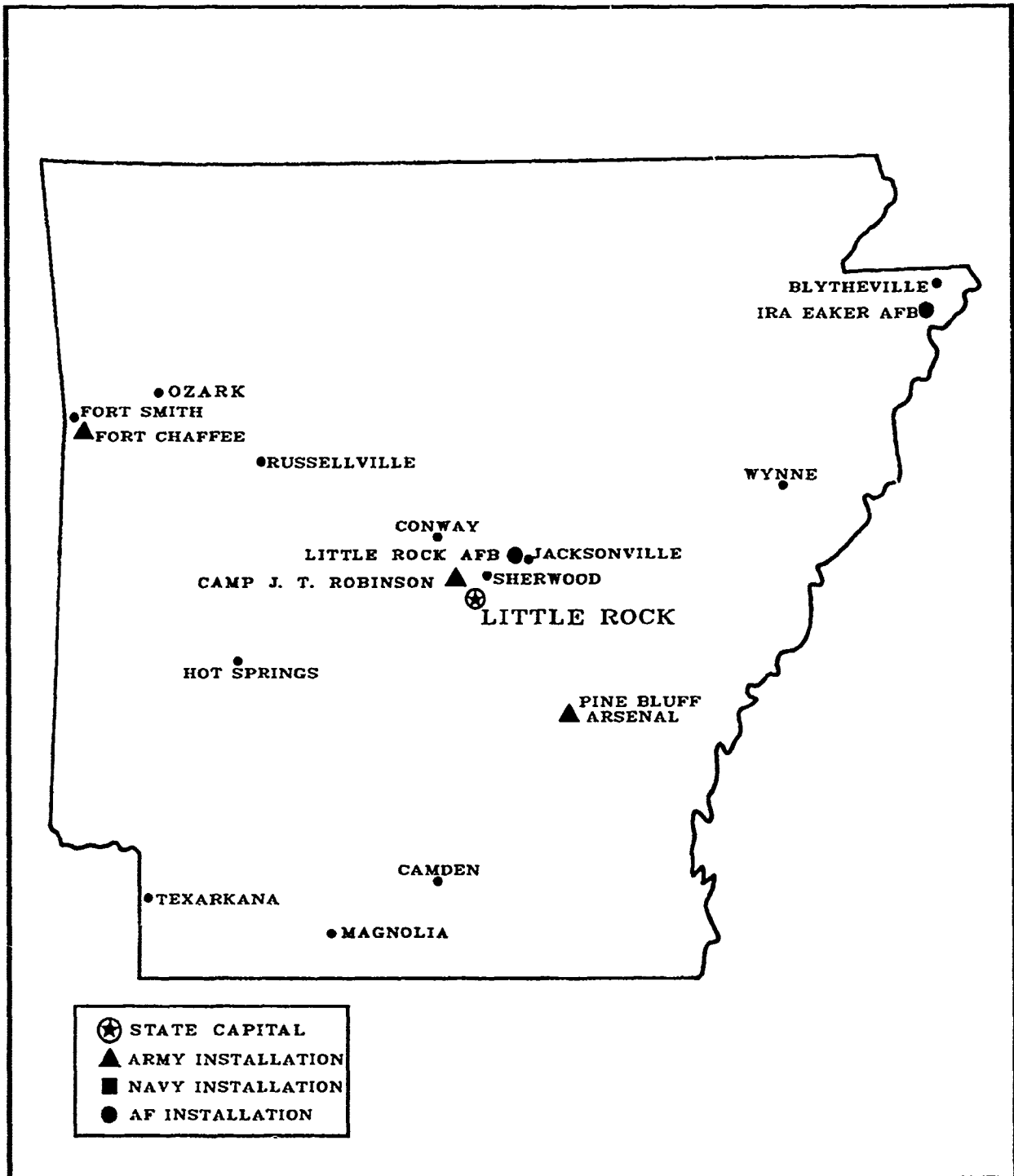
Prime Contracts Over \$25,000 (Prior Three Years)	Total	Army	Navy & Marine Corps	Air Force	Other Defense Activities
Fiscal Year 1990	\$3,400,470	\$2,246,465	\$438,319	\$671,353	\$44,333
Fiscal Year 1989	2,846,887	1,461,876	430,266	914,002	40,743
Fiscal Year 1988	2,652,075	1,222,984	425,582	959,902	43,607

Top Five Contractors Receiving the Largest Dollar Volume of Prime Contract Awards in this State	Total Amount	Major Area of Work	
		FSC or Service Code Description	Amount
1. GENERAL MOTORS CORPORATION	\$1,021,895	Guided Missiles	\$897,735
2. MCDONNELL DOUGLAS CORPORATION	452,084	Aircraft Rotary Wing	253,399
3. MOTOROLA INC	234,621	Bombs	65,309
4. ALLIED SIGNAL INC	125,902	Gas Turbines and Jet Eng, Ex Acft & Comps	55,051
5. HENSEL PHELPS CONSTRUCTION CO	55,010	Troop Housing Facilities	55,010
Total of Above	\$1,889,512	(75.3% of total awards over \$25,000)	

Prepared by: Washington Headquarters Services
 Directorate for Information
 Operations and Reports

MAP NO. 4

ARKANSAS



Prepared By: Washington Headquarters Services
Directorate for Information
Operations and Reports

ARKANSAS

FISCAL YEAR 1991

(DOLLARS IN THOUSANDS)

Personnel/Expenditures	Total	Army	Navy & Marine Corps	Air Force	Other Defense Activities
I. Personnel - Total	37,640	23,487	2,381	11,706	66
Active Duty Military	8,748	1,235	250	7,263	0
Civilian	4,896	3,533	10	1,287	66
Reserve & National Guard	23,996	18,719	2,121	3,156	0
II. Expenditures - Total	\$1,024,431	\$423,823	\$84,052	\$442,831	\$73,725
A. Payroll Outlays - Total	718,068	278,837	71,687	365,438	2,106
Active Duty Military Pay	231,111	37,476	5,991	187,644	0
Civilian Pay	138,004	100,846	279	34,773	2,106
Reserve & National Guard Pay	67,102	51,440	3,976	11,686	0
Retired Military Pay	281,851	89,075	61,441	131,335	0
B. Prime Contracts Over \$25,000 Total	306,363	144,986	12,365	77,393	71,619
Supply Contracts	157,307	62,699	11,619	12,208	70,781
R&D Contracts	2,375	905	0	1,379	91
Service Contracts	87,911	23,379	746	63,039	747
Construction Contracts	18,505	17,738	0	767	0
Civil Function Contracts	40,265	40,265	0	0	0

Major Locations of Expenditures	Expenditures			Major Locations of Personnel	Military and Civilian Personnel		
	Total	Payroll Outlays	Prime Contracts		Total	Active Duty Military	Civilian
Jacksonville	\$204,265	\$166,386	\$37,879	Little Rock AFB	5,432	4,665	767
Blytheville	85,595	77,057	8,538	Ira Eaker AFB	2,812	2,508	304
Little Rock	77,915	51,418	26,497	Pine Bluff	1,397	1	1,396
Pine Bluff	69,094	48,482	20,612	Little Rock	1,268	1,186	82
Camden	46,291	2,592	43,699	Fort Chaffee	680	43	646
Fort Smith	39,520	18,911	20,609	Camp Jos T. Robinson	391	1	390
Fort Chaffee	38,585	17,823	20,762	Fort Smith	298	52	246
North Little Rock	24,425	24,383	42	Russellville	121	11	110
Wynne	19,975	1,345	18,630	Conway	107	6	101
Russellville	19,358	14,139	5,219	North Little Rock	100	14	86

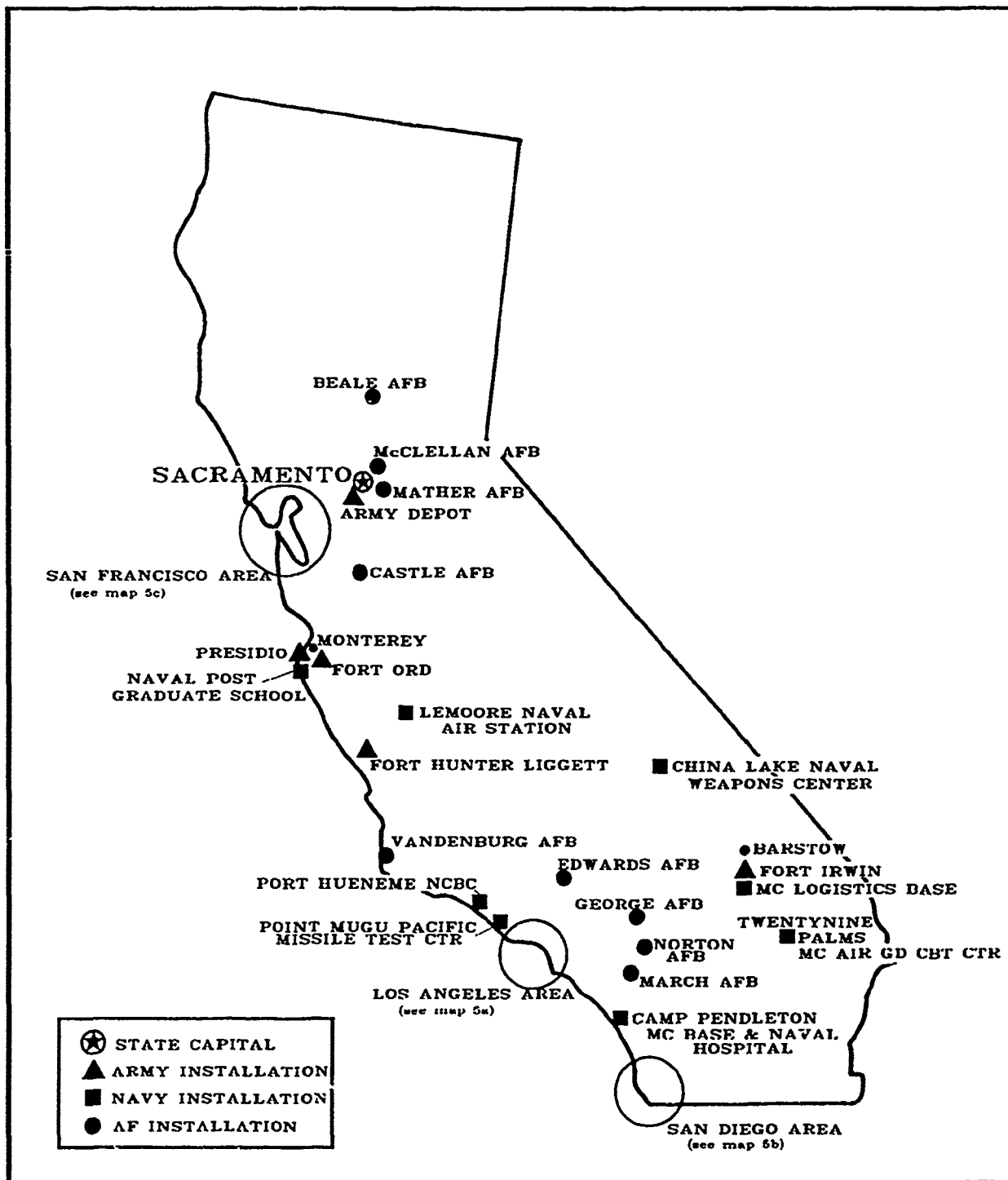
Prime Contracts Over \$25,000 (Prior Three Years)	Total	Army	Navy & Marine Corps	Air Force	Other Defense Activities
Fiscal Year 1990	\$313,625	\$141,944	\$33,398	\$63,588	\$74,695
Fiscal Year 1989	369,592	176,758	82,147	47,399	63,288
Fiscal Year 1988	742,423	416,824	183,794	63,265	78,540

Top Five Contractors Receiving the Largest Dollar Volume of Prime Contract Awards in this State	Total Amount	Major Area of Work	
		FSC or Service Code Description	Amount
1. BEI ELECTRONICS INC	\$32,655	Rockets, Rocket Ammunition & Rocket Comps	\$32,455
2. AIR TRANSPORT INTERNATIONAL	20,663	Air Charter for Things	18,673
3. MUNRO & COMPANY INC	18,394	Footwear, Men's	18,394
4. TRW INC	15,214	Radio and TV Comm Equipment, Airborne	10,300
5. TYSON FOODS INC	15,117	Meat, Poultry and Fish	15,117
Total of Above	\$102,043	(33.3% of total awards over \$25,000)	

Prepared by: Washington Headquarters Services
 Directorate for Information
 Operations and Reports

MAP NO. 5

CALIFORNIA



Prepared By: Washington Headquarters Services
 Directorate for Information
 Operations and Reports

CALIFORNIA

FISCAL YEAR 1991

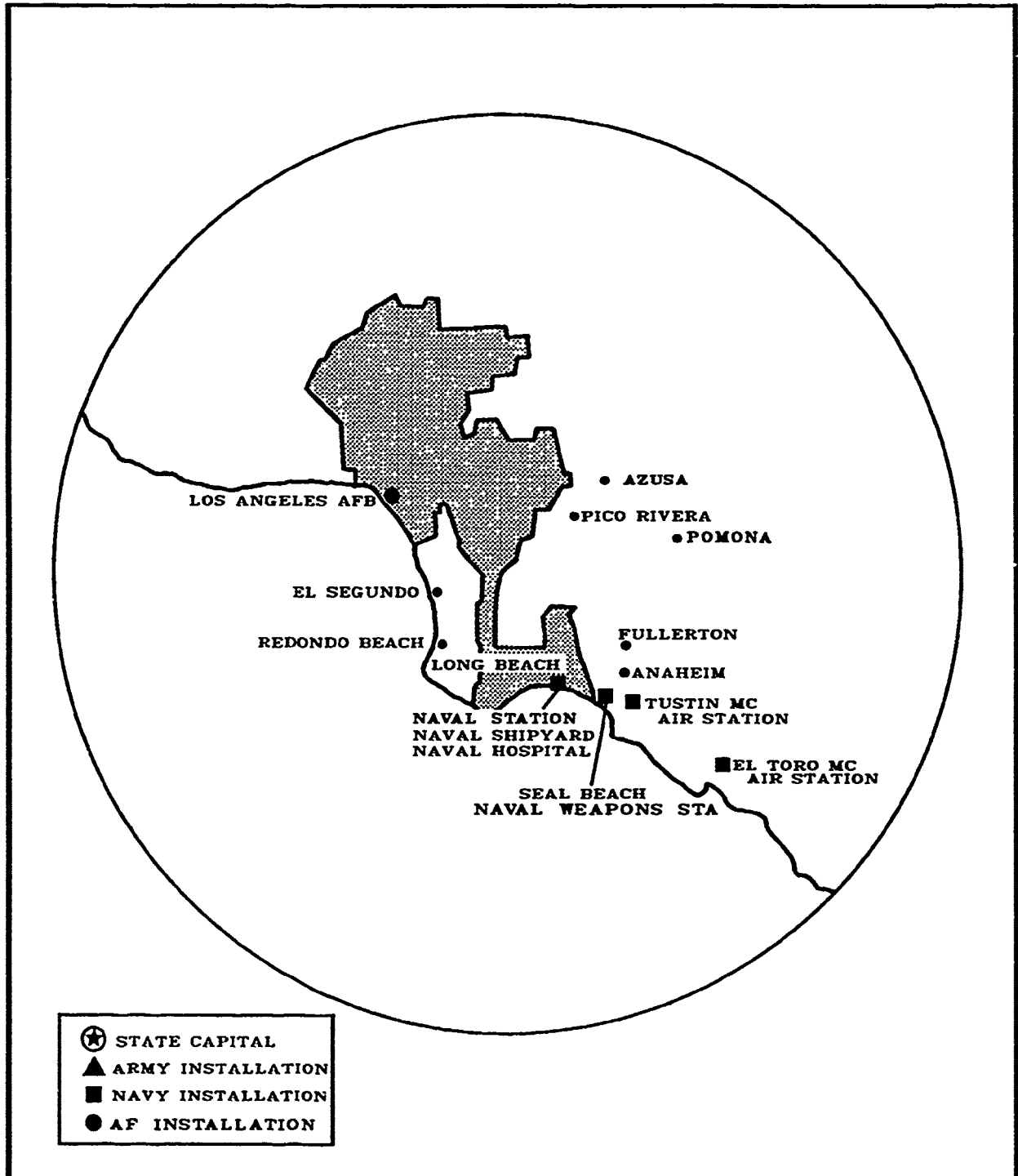
(DOLLARS IN THOUSANDS)

Personnel/Expenditures	Total	Army	Navy & Marine Corps	Air Force	Other Defense Activities		
I. Personnel - Total	452,213	109,837	235,118	96,090	11,168		
Active Duty Military	188,702	26,909	116,918	44,875	0		
Civilian	121,289	14,230	70,846	25,045	11,168		
Reserve & National Guard	142,222	68,698	47,354	26,170	0		
II. Expenditures - Total	\$38,217,291	\$6,048,981	\$15,650,602	\$14,283,672	\$2,234,036		
A. Payroll Outlays - Total	13,952,250	1,950,045	8,361,578	3,328,771	311,856		
Active Duty Military Pay	6,259,825	742,199	4,256,510	1,261,116	0		
Civilian Pay	4,170,352	447,727	2,530,443	880,326	311,856		
Reserve & National Guard Pay	372,214	183,634	91,954	96,626	0		
Retired Military Pay	3,149,859	576,485	1,482,671	1,090,703	0		
B. Prime Contracts Over \$25,000 Total	24,265,041	4,098,936	7,289,024	10,954,901	1,922,180		
Supply Contracts	13,806,133	2,561,743	3,961,471	6,371,895	911,024		
R&D Contracts	5,157,958	779,224	692,690	2,866,044	820,000		
Service Contracts	4,564,527	549,355	2,146,482	1,677,879	190,811		
Construction Contracts	638,152	110,343	488,381	39,083	345		
Civil Function Contracts	98,271	98,271	0	0	0		
Major Locations of Expenditures	Expenditures			Major Locations of Personnel	Military and Civilian Personnel		
	Total	Payroll Outlays	Prime Contracts		Total	Active Duty Military	Civilian
San Diego	\$4,628,131	\$2,616,918	\$2,011,213	San Diego	46,689	30,707	15,982
Pico Rivera	2,599,553	1,669	2,597,884	Camp Pendleton	33,811	31,612	2,199
Long Beach	2,268,571	565,989	1,702,582	Fort Ord	17,248	14,560	2,688
Los Angeles	2,169,724	222,983	1,946,741	McClellan AFB	13,552	3,115	10,437
Sunnyvale	2,147,673	86,093	2,061,580	Travis AFB	9,713	7,486	2,227
Santa Clara	1,217,751	10,959	1,206,792	North Island NAS	9,155	5,516	3,639
Fullerton	1,105,506	12,821	1,092,685	Twentynine Palms	8,870	8,175	695
Sacramento	841,647	151,219	690,428	Oakland	8,745	2,506	6,239
El Segundo	836,787	77,273	759,514	Mare Isl Nav Shipyd	8,020	1,357	6,663
Camp Pendleton	751,433	655,901	95,532	Long Beach	7,863	2,433	5,430
Prime Contracts Over \$25,000 (Prior Three Years)	Total	Army	Navy & Marine Corps	Air Force	Other Defense Activities		
Fiscal Year 1990	\$22,312,357	\$3,280,516	\$7,901,770	\$9,162,565	\$1,967,506		
Fiscal Year 1989	23,124,697	3,553,957	8,403,097	9,266,675	1,900,968		
Fiscal Year 1988	23,457,695	3,714,992	8,795,326	9,214,849	1,732,528		
Top Five Contractors Receiving the Largest Dollar Volume of Prime Contract Awards in this State	Total Amount	Major Area of Work					
		FSC or Service Code Description		Amount			
1. NORTHROP CORPORATION	\$2,898,948	Aircraft Fixed Wing		\$2,606,005			
2. GENERAL MOTORS CORPORATION	2,311,059	Msc Electrical and Electronic Components		855,596			
3. MCDONNELL DOUGLAS CORPORATION	2,126,505	Aircraft Fixed Wing		956,792			
4. LOCKHEED CORPORATION	1,623,709	Guided Missile Systems, Complete		1,145,184			
5. FMC CORPORATION	1,230,933	Combat Assault & Tactical Veh, Tracked		1,172,572			
Total of Above	\$10,191,154	(42.0% of total awards over \$25,000)					

Prepared by: Washington Headquarters Services
 Directorate for Information Operations and Reports

MAP NO. 5a

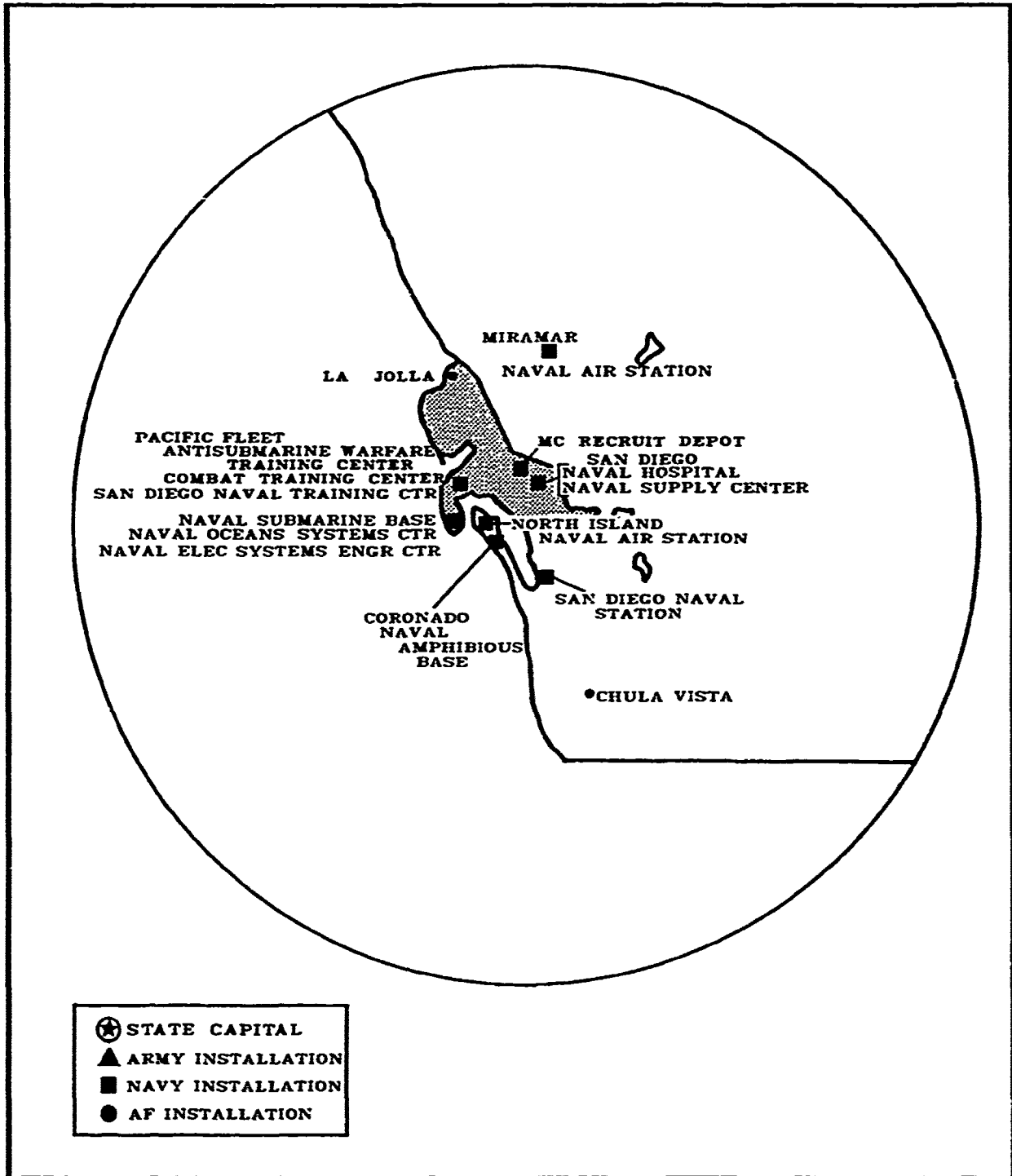
LOS ANGELES AREA



Prepared By: Washington Headquarters Services
Directorate for Information
Operations and Reports

MAP NO. 5b

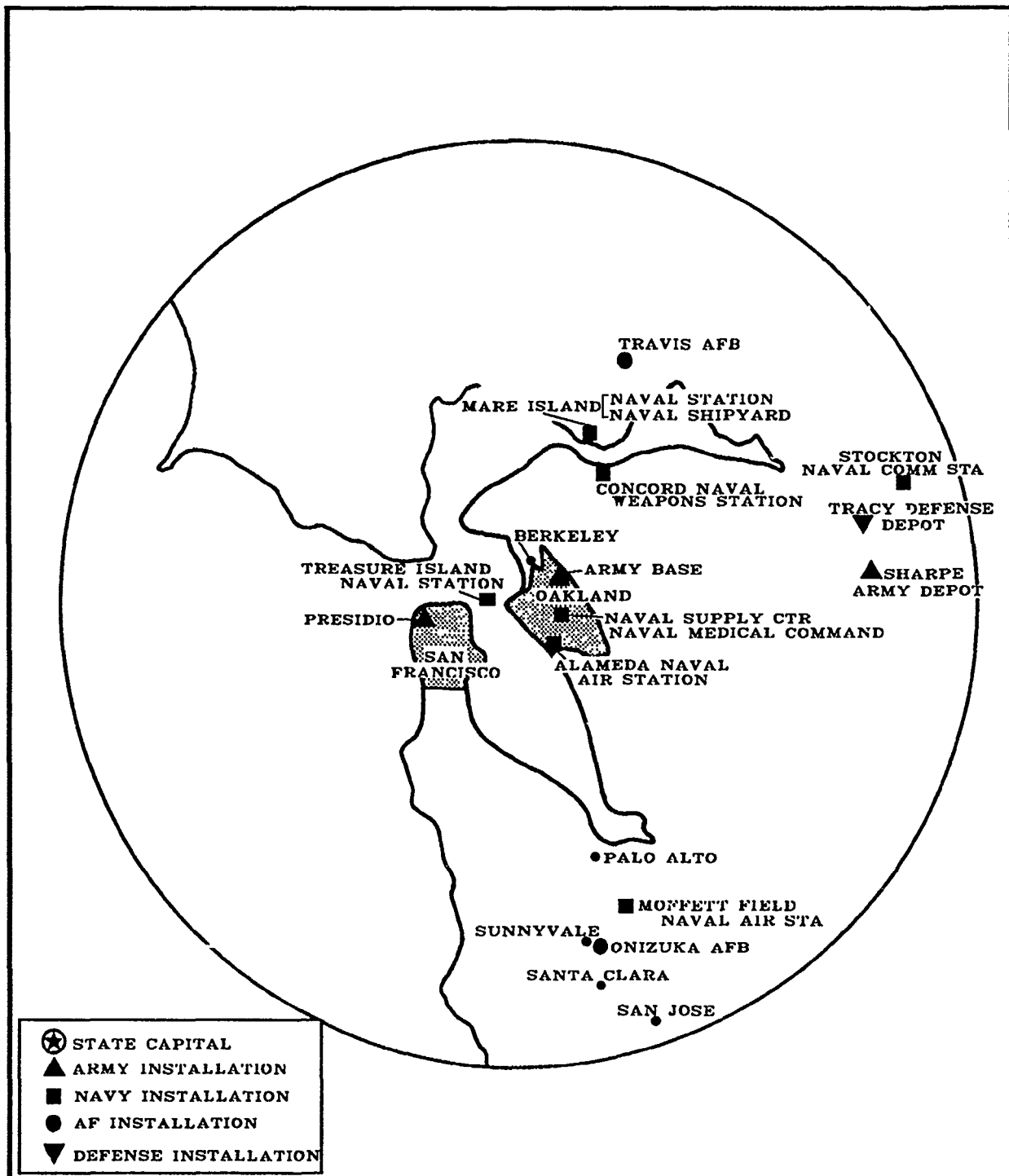
SAN DIEGO AREA



Prepared By: Washington Headquarters Services
Directorate for Information
Operations and Reports

MAP NO. 5c

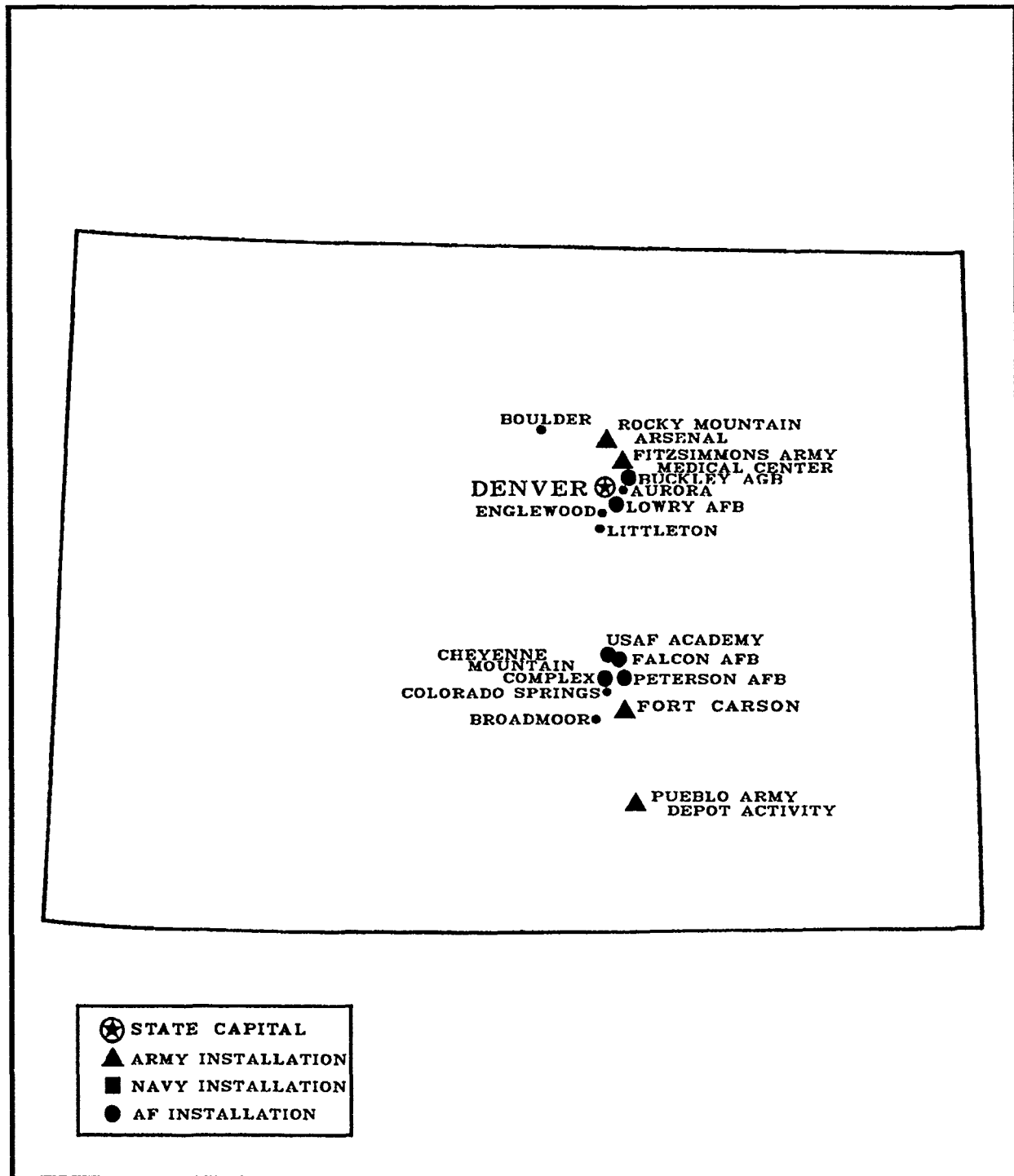
SAN FRANCISCO AREA



Prepared By: Washington Headquarters Services
Directorate for Information
Operations and Reports

MAP NO. 6

COLORADO



Prepared By: Washington Headquarters Services
Directorate for Information
Operations and Reports

COLORADO

FISCAL YEAR 1991

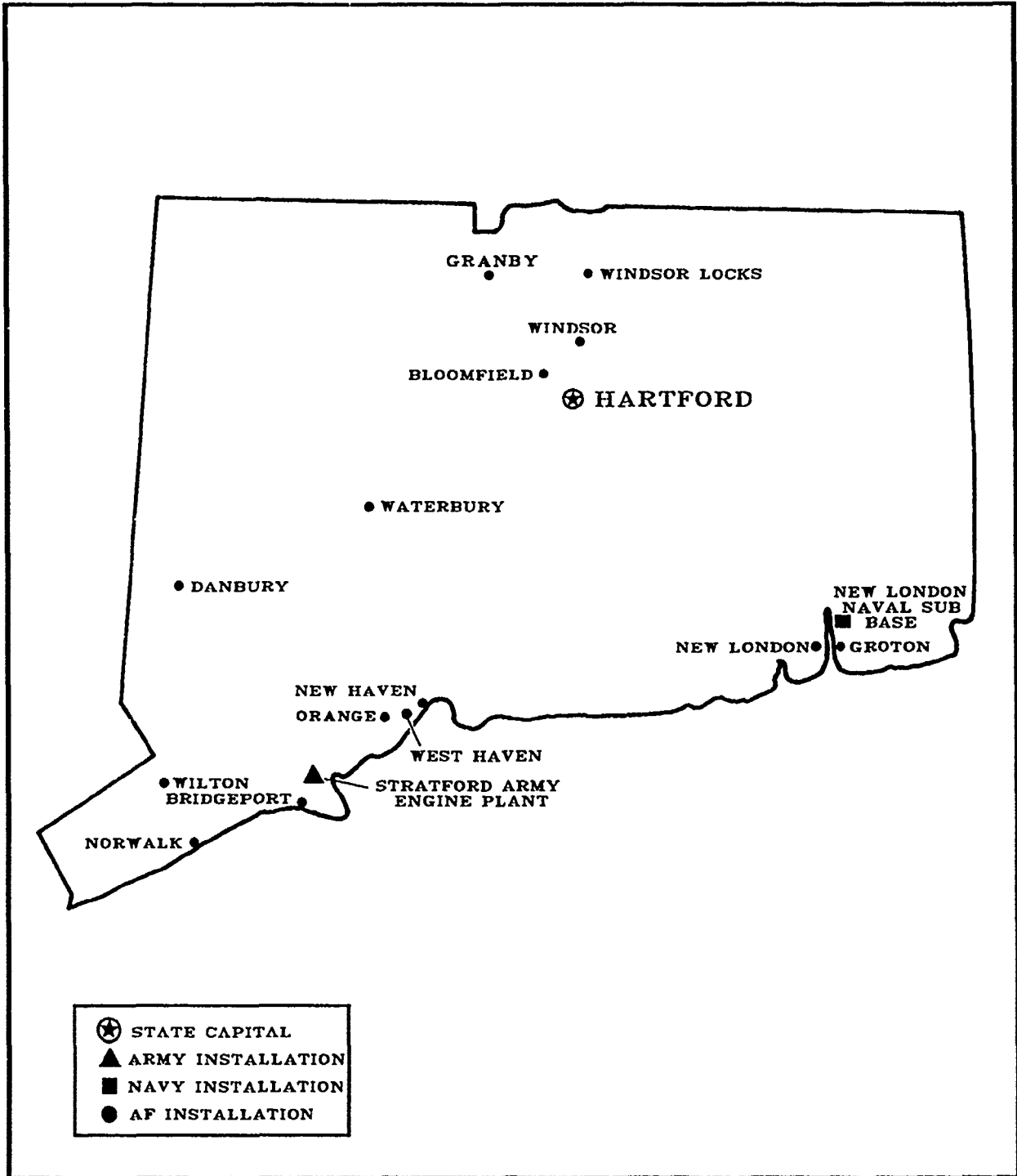
(DOLLARS IN THOUSANDS)

Personnel/Expenditures	Total	Army	Navy & Marine Corps	Air Force	Other Defense Activities		
I. Personnel - Total	75,463	38,243	5,908	28,484	2,828		
Active Duty Military	38,662	19,988	921	17,753	0		
Civilian	13,641	4,970	24	5,819	2,828		
Reserve & National Guard	23,160	13,285	4,963	4,912	0		
<hr/>							
II. Expenditures - Total	\$4,836,125	\$1,266,659	\$162,280	\$3,060,575	\$346,611		
A. Payroll Outlays - Total	2,172,327	989,546	100,938	1,009,716	72,127		
Active Duty Military Pay	1,019,315	579,350	25,149	414,816	0		
Civilian Pay	397,983	150,282	891	174,683	72,127		
Reserve & National Guard Pay	161,594	54,010	9,507	98,077	0		
Retired Military Pay	593,435	205,904	65,391	322,140	0		
B. Prime Contracts Over \$25,000 Total	2,663,798	277,113	61,342	2,050,859	274,484		
Supply Contracts	232,857	40,262	32,992	103,554	56,049		
R&D Contracts	1,907,396	15,379	17,151	1,665,414	209,452		
Service Contracts	435,740	134,177	11,199	281,456	8,908		
Construction Contracts	53,088	52,578	0	435	75		
Civil Function Contracts	34,717	34,717	0	0	0		
<hr/>							
Major Locations of Expenditures	Expenditures			Major Locations of Personnel	Military and Civilian Personnel		
	Total	Payroll Outlays	Prime Contracts		Total	Active Duty Military	Civilian
Denver	\$2,125,448	\$358,936	\$1,766,512	Fort Carson	19,230	17,044	2,186
Colorado Springs	751,074	376,945	374,129	Air Force Academy	8,797	7,137	1,660
Fort Carson	636,404	552,223	84,181	Lowry AFB	5,982	4,367	1,615
Aurora	260,234	243,524	16,710	Peterson AFB	4,631	3,272	1,359
Air Force Academy	206,839	155,517	51,322	Aurora	3,860	2,025	1,835
Boulder	136,193	9,943	126,250	Denver	2,865	555	2,310
Rocky Mountain Ars	44,199	5,066	39,133	Falcon AFB	2,046	1,752	294
Buckley AGB	39,200	37,103	2,097	Colorado Springs	1,856	1,421	435
Englewood	34,981	13,996	20,985	Buckley AGB	781	395	386
Lakewood	31,672	11,301	20,371	Pueblo	583	8	575
<hr/>							
Prime Contracts Over \$25,000 (Prior Three Years)	Total	Army	Navy & Marine Corps	Air Force	Other Defense Activities		
Fiscal Year 1990	\$3,290,864	\$228,224	\$268,359	\$2,568,795	\$225,486		
Fiscal Year 1989	2,928,301	285,490	281,357	2,295,597	65,857		
Fiscal Year 1988	2,890,570	373,211	254,844	2,197,524	64,991		
<hr/>							
Top Five Contractors Receiving the Largest Dollar Volume of Prime Contract Awards in this State	Total Amount	Major Area of Work					
		FSC or Service Code Description			Amount		
1. MARTIN MARIETTA CORPORATION	\$1,684,812	RDTE/Missile and Space Systems-Op Systems			\$1,392,280		
2. LORAL CORPORATION	140,480	RDTE/Missile and Space Systems-Engr Develo			106,185		
3. INTERNATIONAL BUS MCHS CORP	111,782	Space Vehicle Components			50,820		
4. KAMAN CORPORATION	41,064	Other ADP & Telecommunication Services			15,272		
5. GIE CORPORATION	27,719	RDTE/Missile and Space Systems-Op Systems			15,972		
Total of Above	\$2,005,857	(75.3% of total awards over \$25,000)					

Prepared by: Washington Headquarters Services
 Directorate for Information
 Operations and Reports

MAP NO. 7

CONNECTICUT



Prepared By: Washington Headquarters Services
Directorate for Information
Operations and Reports

CONNECTICUT

FISCAL YEAR 1991

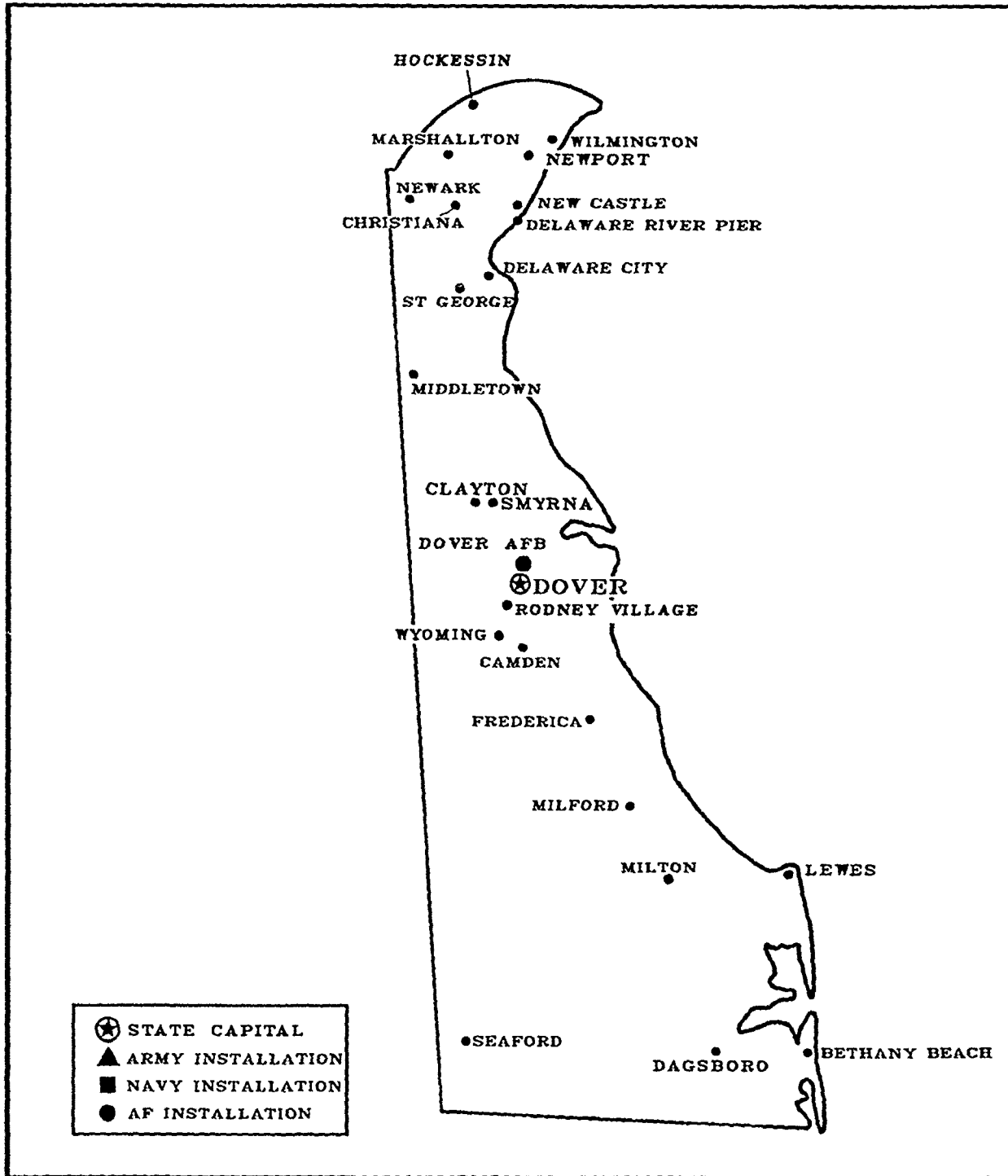
(DOLLARS IN THOUSANDS)

Personnel/Expenditures	Total	Army	Navy & Marine Corps	Air Force	Other Defense Activities		
I. Personnel - Total	28,113	11,964	12,681	2,294	1,174		
Active Duty Military	7,031	64	6,859	108	0		
Civilian	5,009	632	2,941	262	1,174		
Reserve & National Guard	16,073	11,268	2,881	1,924	0		
II. Expenditures - Total	\$5,637,131	\$1,114,295	\$3,517,785	\$848,331	\$156,720		
A. Payroll Outlays - Total	658,537	87,697	480,739	47,373	42,728		
Active Duty Military Pay	302,245	2,492	295,319	4,434	0		
Civilian Pay	178,118	17,325	109,993	8,072	42,728		
Reserve & National Guard Pay	38,985	30,090	3,166	5,729	0		
Retired Military Pay	139,189	37,790	72,261	29,138	0		
B. Prime Contracts Over \$25,000 Total	4,978,594	1,026,598	3,037,046	800,958	113,992		
Supply Contracts	4,051,026	978,253	2,225,876	736,388	110,509		
R&D Contracts	153,857	14,402	117,706	19,193	2,556		
Service Contracts	738,533	28,894	663,335	45,377	927		
Construction Contracts	30,455	326	30,129	0	0		
Civil Function Contracts	4,723	4,723	0	0	0		
Major Locations of Expenditures	Expenditures			Major Locations of Personnel	Military and Civilian Personnel		
	Total	Payroll Outlays	Prime Contracts		Total	Active Duty Military	Civilian
Groton	\$2,394,860	\$292,522	\$2,102,338	Groton	7,338	5,710	1,628
Stratford	1,185,350	18,977	1,166,373	New London	1,849	383	1,466
East Hartford	620,312	10,864	609,448	Windsor	639	636	3
Stratford AEP	207,729	0	207,729	Stratford	439	33	406
New London	157,228	110,814	46,414	Windsor Locks	334	61	273
Bloomfield	121,221	2,225	118,996	East Hartford	298	6	292
Windsor Locks	79,516	18,172	61,344	Hartford	290	92	198
Danbury	69,657	2,695	66,962	East Granby	215	0	215
West Haven	49,701	873	48,828	New Haven	65	26	39
Wilton	41,022	502	40,520	Orange	45	8	37
Prime Contracts Over \$25,000 (Prior Three Years)	Total	Army	Navy & Marine Corps	Air Force	Other Defense Activities		
Fiscal Year 1990	\$4,241,210	\$1,226,774	\$1,969,437	\$951,661	\$93,338		
Fiscal Year 1989	6,082,290	1,038,186	3,761,214	1,201,386	81,504		
Fiscal Year 1988	4,911,301	1,125,563	2,869,889	835,765	80,084		
Top Five Contractors Receiving the Largest Dollar Volume of Prime Contract Awards in this State	Total Amount	Major Area of Work					
		FSC or Service Code Description		Amount			
1. GENERAL DYNAMICS CORPORATION	\$2,046,366	Submarines		\$1,755,654			
2. UNITED TECHNOLOGIES CORP	1,901,820	Gas Turbines and Jet Engines, Acft & Comps		608,464			
3. TEXTRON INC	216,283	Gas Turbines and Jet Eng, Ex Acft & Comps		181,204			
4. KAMAN CORPORATION	127,637	Maint & Repair of Eq/Aircraft Structural C		98,296			
5. ANALYSIS & TECHNOLOGY INC	53,327	Logistics Support Services		18,370			
Total of Above	\$4,345,433	(87.3% of total awards over \$25,000)					

Prepared by: Washington Headquarters Services
 Directorate for Information
 Operations and Reports

MAP NO. 8

DELAWARE



Prepared By: Washington Headquarters Services
Directorate for Information
Operations and Reports

DELAWARE

FISCAL YEAR 1991

(DOLLARS IN THOUSANDS)

Personnel/Expenditures	Total	Army	Navy & Marine Corps	Air Force	Other Defense Activities
I. Personnel - Total	14,772	4,392	988	9,367	25
Active Duty Military	4,509	53	31	4,425	0
Civilian	1,780	245	10	1,500	25
Reserve & National Guard	8,483	4,094	947	3,442	0
II. Expenditures - Total	\$394,854	\$78,919	\$22,930	\$262,587	\$30,418
A. Payroll Outlays - Total	262,125	38,080	13,746	209,520	779
Active Duty Military Pay	108,299	2,397	855	105,047	0
Civilian Pay	48,282	6,713	334	40,456	779
Reserve & National Guard Pay	35,644	13,224	2,081	20,339	0
Retired Military Pay	69,900	15,746	10,476	43,678	0
B. Prime Contracts Over \$25,000 Total	132,729	40,839	9,184	53,067	29,639
Supply Contracts	60,067	16,854	3,387	15,390	24,436
R&D Contracts	18,000	8,659	1,276	3,209	4,856
Service Contracts	38,706	1,549	4,326	32,484	347
Construction Contracts	7,871	5,692	195	1,984	0
Civil Function Contracts	8,085	8,085	0	0	0

Major Locations of Expenditures	Expenditures			Major Locations of Personnel	Military and Civilian Personnel		
	Total	Payroll Outlays	Prime Contracts		Total	Active Duty Military	Civilian
Dover	\$215,695	\$178,890	\$36,805	Dover AFB	5,697	4,348	1,349
Wilmington	36,665	6,953	29,712	New Castle	356	67	289
Frederica	36,595	1,690	34,905	Marshallton	58	12	46
New Castle	15,268	13,589	1,679	Wilmington	52	35	17
Camden	9,155	2,999	6,156	Rodney Village	22	22	0
Newark	9,154	4,175	4,979	Dover	20	1	19
Newport	6,797	6,749	48	Lewes	16	3	13
Saint Georges	3,473	41	3,432	Christiana	13	13	0
Milton	3,273	482	2,791	Newark	12	8	4
Smyrna	2,972	1,607	1,365	Seaford	11	0	11

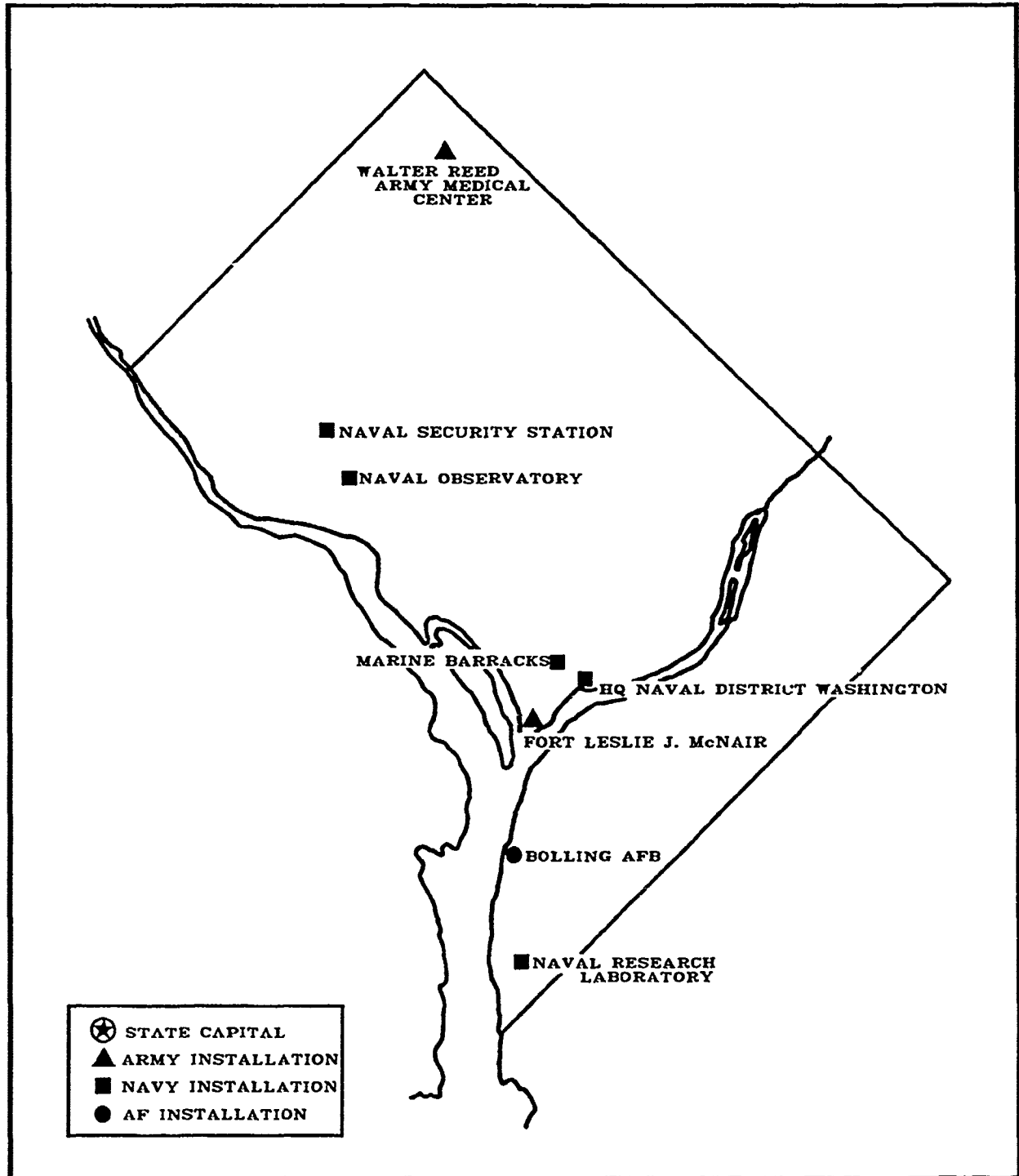
Prime Contracts Over \$25,000 (Prior Three Years)	Total	Army	Navy & Marine Corps	Air Force	Other Defense Activities
Fiscal Year 1990	\$95,800	\$21,234	\$16,761	\$28,860	\$28,945
Fiscal Year 1989	171,036	18,568	9,449	34,156	108,863
Fiscal Year 1988	233,314	43,456	39,664	26,567	123,627

Top Five Contractors Receiving the Largest Dollar Volume of Prime Contract Awards in this State	Total Amount	Major Area of Work	
		FSC or Service Code Description	Amount
1. I L C INDUSTRIES DELAWARE	\$34,905	Safety and Rescue Equipment	\$14,664
2. IMPERIAL CHEMICAL INDUST PLC	13,805	Drugs, Biologicals	13,609
3. DU PONT E I DE NEMOURS & CO	9,286	RDTE/Other Defense-Exploratory Development	5,816
4. CAESAR RODNEY SCH DIST	6,156	Faculty Salaries for Dependent Schools	6,156
5. HEAD INC	3,782	All Other Non-Building Facilities	3,782
Total of Above	\$67,934	(51.2% of total awards over \$25,000)	

Prepared by: Washington Headquarters Services
 Directorate for Information
 Operations and Reports

MAP NO. 9

DISTRICT OF COLUMBIA



Prepared By: Washington Headquarters Services
Directorate for Information
Operations and Reports

DISTRICT OF COLUMBIA

FISCAL YEAR 1991

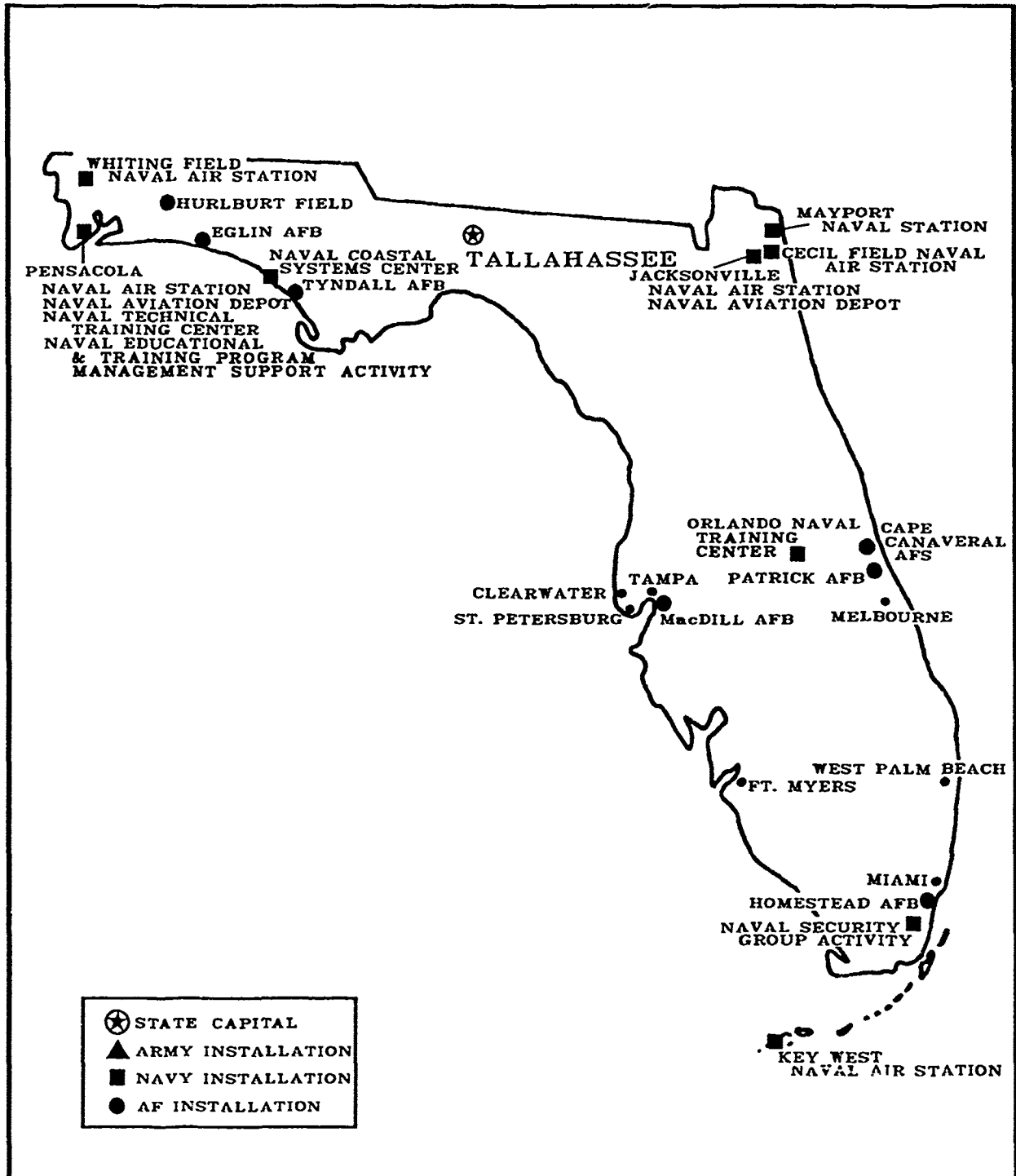
(DOLLARS IN THOUSANDS)

Personnel/Expenditures	Total	Army	Navy & Marine Corps	Air Force	Other Defense Activities		
I. Personnel - Total	46,161	17,363	22,948	5,436	414		
Active Duty Military	13,904	5,353	4,786	3,765	0		
Civilian	17,093	6,540	8,905	1,234	414		
Reserve & National Guard	15,164	5,470	9,257	437	0		
II. Expenditures - Total	\$2,706,465	\$556,172	\$1,504,160	\$333,642	\$312,491		
A. Payroll Outlays - Total	1,190,080	404,164	545,816	218,682	21,418		
Active Duty Military Pay	454,263	160,318	146,383	147,562	0		
Civilian Pay	632,731	189,459	369,185	52,669	21,418		
Reserve & National Guard Pay	54,152	35,761	17,910	481	0		
Retired Military Pay	48,934	18,626	12,338	17,970	0		
B. Prime Contracts Over \$25,000 Total	1,516,385	152,008	958,344	114,960	291,073		
Supply Contracts	306,916	50,488	177,253	23,367	55,808		
R&D Contracts	57,806	3,779	45,506	5,055	3,466		
Service Contracts	1,091,962	44,150	729,627	86,601	231,584		
Construction Contracts	17,545	11,435	5,958	63-	215		
Civil Function Contracts	42,156	42,156	0	0	0		
Major Locations of Expenditures	Expenditures			Major Locations of Personnel	Military and Civilian Personnel		
	Total	Payroll Outlays	Prime Contracts		Total	Active Duty Military	Civilian
Washington	\$2,706,465	\$1,190,080	\$1,516,385	Washington	27,460	11,498	15,962
				Bolling AFB	3,364	2,244	1,120
				Fort McNair	173	162	11
Prime Contracts Over \$25,000 (Prior Three Years)	Total	Army	Navy & Marine Corps	Air Force	Other Defense Activities		
Fiscal Year 1990	\$1,693,914	\$139,123	\$985,776	\$80,545	\$488,470		
Fiscal Year 1989	1,235,964	97,273	754,541	128,069	256,081		
Fiscal Year 1988	1,664,582	103,723	1,167,746	87,893	305,220		
Top Five Contractors Receiving the Largest Dollar Volume of Prime Contract Awards in this State	Total Amount	Major Area of Work					
		FSC or Service Code Description	Amount				
1. CSX CORPORATION	\$356,250	Vessel Freight		\$356,250			
2. UNITED STATES DEPT OF ENERGY	139,205	Nuclear Reactors		139,110			
3. SHORE MANAGEMENT INC	109,983	Vessel Freight		109,983			
4. INTERNATIONAL SHIPHOLDING CORP	95,717	Marine Charter for Things		72,428			
5. AMERICAN TELEPHONE & TELG CO	89,057	Other ADP & Telecommunication Services		60,204			
Total of Above	\$790,242	(52.1% of total awards over \$25,000)					

Prepared by: Washington Headquarters Services
 Directorate for Information
 Operations and Reports

MAP NO. 10

FLORIDA



FLORIDA

FISCAL YEAR 1991

(DOLLARS IN THOUSANDS)

Personnel/Expenditures	Total	Army	Navy & Marine Corps	Air Force	Other Defense Activities
I. Personnel - Total	177,398	42,681	79,604	53,608	1,505
Active Duty Military	75,029	2,434	39,279	33,316	0
Civilian	32,396	1,985	19,152	9,754	1,505
Reserve & National Guard	69,973	38,262	21,173	10,538	0
II. Expenditures - Total	\$11,169,023	\$2,315,791	\$4,181,585	\$4,530,753	\$140,894
A. Payroll Outlays - Total	6,002,604	824,399	2,979,642	2,145,700	52,863
Active Duty Military Pay	2,474,259	107,736	1,504,908	861,615	0
Civilian Pay	1,030,361	54,007	623,606	299,885	52,863
Reserve & National Guard Pay	141,317	68,064	42,304	30,949	0
Retired Military Pay	2,356,667	598,592	808,824	953,251	0
B. Prime Contracts Over \$25,000 Total	5,166,419	1,491,392	1,201,943	2,385,053	88,031
Supply Contracts	2,448,889	939,536	469,710	964,970	74,673
R&D Contracts	945,452	276,683	102,800	562,929	3,040
Service Contracts	1,610,055	172,126	578,046	849,591	10,292
Construction Contracts	117,015	58,039	51,387	7,563	26
Civil Function Contracts	45,008	45,008	0	0	0

Major Locations of Expenditures	Expenditures			Major Locations of Personnel	Military and Civilian Personnel		
	Total	Payroll Outlays	Prime Contracts		Total	Active Duty Military	Civilian
Orlando	\$1,585,839	\$484,353	\$1,101,486	Orlando	16,188	13,631	2,557
Jacksonville	1,497,169	1,230,187	266,982	Pensacola	16,185	8,238	7,947
West Palm Beach	876,773	24,010	852,763	Eglin AFB	13,870	9,767	4,103
Pensacola	739,873	649,006	90,867	Jacksonville	12,534	5,987	6,547
Eglin AFB	600,224	408,548	191,676	MacDill AFB	7,639	6,623	1,016
Tampa	555,363	335,496	219,867	Eglin Aux Fld 9	6,223	5,786	437
Saint Petersburg	404,288	51,910	352,378	Tyndall AFB	5,766	4,702	1,064
Cape Canaveral AFS	293,072	20,104	272,968	Homestead AFB	4,982	3,943	1,039
Melbourne	231,836	99,556	132,280	Patrick AFB	4,222	2,965	1,257
Miami	229,565	40,328	189,237	Cecil Field NAS	3,854	3,274	580

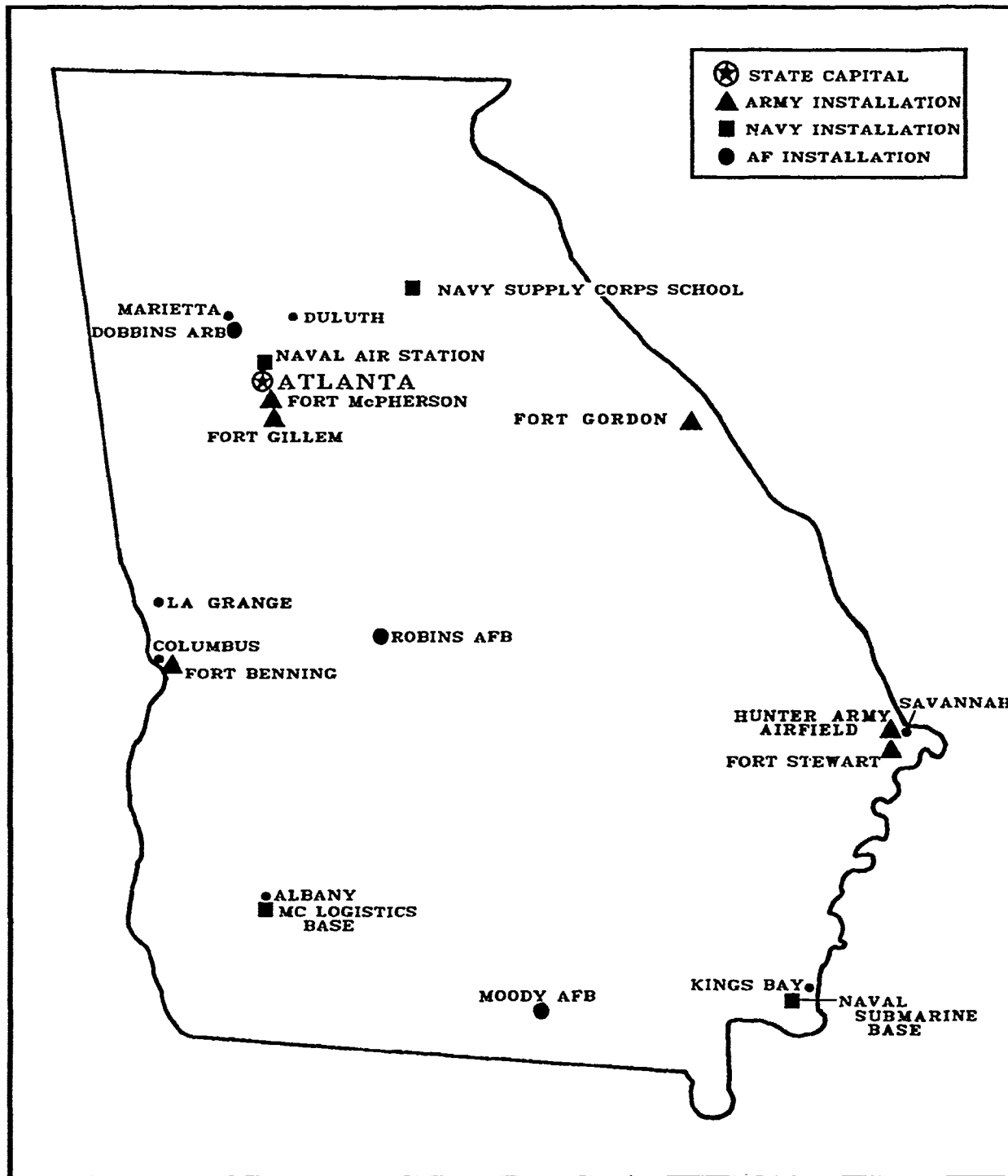
Prime Contracts Over \$25,000 (Prior Three Years)	Total	Army	Navy & Marine Corps	Air Force	Other Defense Activities
Fiscal Year 1990	\$4,879,767	\$1,315,129	\$1,000,348	\$2,463,737	\$100,553
Fiscal Year 1989	4,452,383	1,147,659	963,684	2,270,551	70,489
Fiscal Year 1988	5,327,773	1,309,679	1,046,440	2,862,097	109,557

Top Five Contractors Receiving the Largest Dollar Volume of Prime Contract Awards in this State	Total Amount	Major Area of Work	
		FSC or Service Code Description	Amount
1. UNITED TECHNOLOGIES CORP	\$849,120	Gas Turbines and Jet Engines, Acft & Comps	\$389,548
2. MARTIN MARIETTA CORPORATION	747,163	Msl Aircraft Accessories and Components	231,926
3. OLIN CORP	243,320	Ammunition, 75 mm Through 125 mm	186,849
4. HARRIS CORPORATION	195,039	Miscellaneous Communication Equipment	33,391
5. HONEYWELL INC	128,272	Navigational Instruments	50,647
Total of Above	\$2,162,914	(41.9% of total awards over \$25,000)	

Prepared by: Washington Headquarters Services
 Directorate for Information Operations and Reports

MAP NO. 11

GEORGIA



Prepared By: Washington Headquarters Services
Directorate for Information
Operations and Reports

GEORGIA

FISCAL YEAR 1991

(DOLLARS IN THOUSANDS)

Personnel/Expenditures	Total	Army	Navy & Marine Corps	Air Force	Other Defense Activities
I. Personnel - Total	146,160	94,177	18,540	31,827	1,616
Active Duty Military	60,018	47,154	5,188	7,676	0
Civilian	37,270	15,300	5,001	15,353	1,616
Reserve & National Guard	48,872	31,723	8,351	8,798	0
II. Expenditures - Total	\$5,776,691	\$3,026,924	\$815,627	\$1,763,741	\$170,399
A. Payroll Outlays - Total	3,792,894	2,326,260	484,671	943,531	38,432
Active Duty Military Pay	1,657,422	1,273,715	177,703	206,004	0
Civilian Pay	1,078,027	424,110	140,680	474,805	38,432
Reserve & National Guard Pay	244,140	193,403	20,865	29,872	0
Retired Military Pay	813,305	435,032	145,423	232,850	0
B. Prime Contracts Over \$25,000 Total	1,983,797	700,664	330,956	820,210	131,967
Supply Contracts	903,687	285,865	166,690	327,458	123,674
R&D Contracts	208,615	48,907	13,759	144,291	1,658
Service Contracts	636,471	221,344	61,770	346,722	6,635
Construction Contracts	208,697	118,221	88,737	1,739	0
Civil Function Contracts	26,327	26,327	0	0	0

Major Locations of Expenditures	Expenditures			Major Locations of Personnel	Military and Civilian Personnel		
	Total	Payroll Outlays	Prime Contracts		Total	Active Duty Military	Civilian
Fort Benning	\$660,929	\$571,564	\$89,365	Fort Benning	20,945	16,017	4,928
Robins AFB	631,350	535,165	96,185	Fort Stewart	19,509	16,869	2,640
Marietta	624,179	67,721	556,458	Robins AFB	17,733	3,853	13,880
Fort Stewart	604,155	553,097	51,058	Fort Gordon	10,825	7,855	2,970
Atlanta	517,921	288,736	229,185	Kings Bay	4,550	2,672	1,878
Fort Gordon	390,700	297,244	93,456	Hunter Army Airfield	4,379	3,932	447
Savannah	335,193	170,179	165,014	Albany	4,014	1,190	2,824
Duluth	256,465	3,473	252,992	Fort McPherson	3,969	1,612	2,357
Kings Bay	250,629	160,958	89,671	Moody AFB	3,526	3,110	416
Albany	130,292	126,435	3,857	Marietta	1,155	522	633

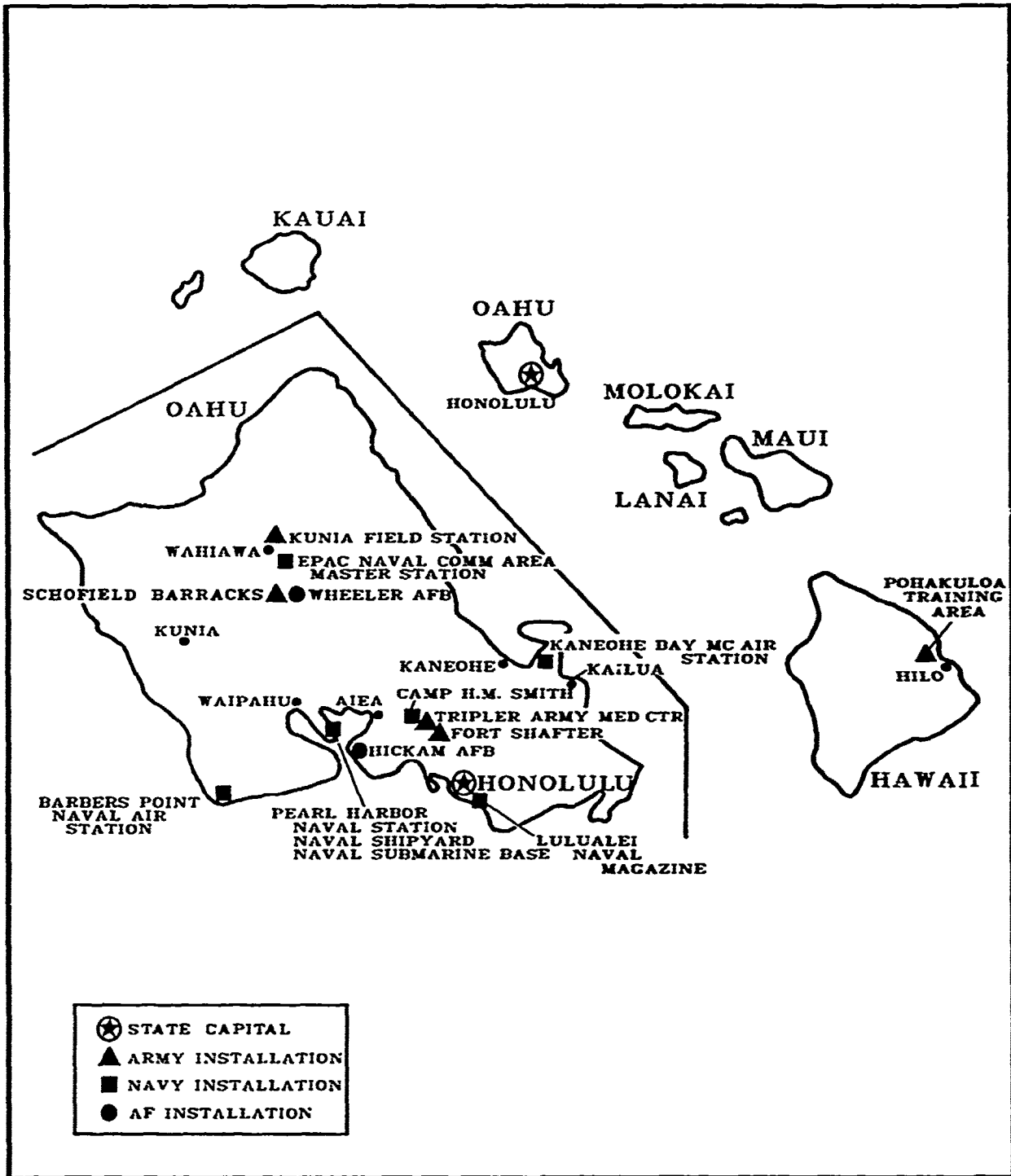
Prime Contracts Over \$25,000 (Prior Three Years)	Total	Army	Navy & Marine Corps	Air Force	Other Defense Activities
Fiscal Year 1990	\$1,811,991	\$487,815	\$106,380	\$1,107,630	\$110,166
Fiscal Year 1989	1,864,180	514,157	272,124	916,349	161,550
Fiscal Year 1988	1,616,361	432,600	239,902	802,673	141,186

Top Five Contractors Receiving the Largest Dollar Volume of Prime Contract Awards in this State	Total Amount	Major Area of Work	
		FSC or Service Code Description	Amount
1. LOCKHEED CORPORATION	\$522,284	Maint & Repair of Eq/Aircraft Structural C	\$111,208
2. ROCKWELL INTERNATIONAL CORP	253,280	Guided Missile Systems, Complete	169,241
3. MONTEDISON SPA	115,590	Minelayers and Minesweepers	114,603
4. GEORGIA TECH RESEARCH CORP	40,069	RDTE/Other Defense-Exploratory Development	7,582
5. ROWE CORPORATION	37,937	All Other Non-Building Facilities	37,937
Total of Above	\$969,160	(48.9% of total awards over \$25,000)	

Prepared by: Washington Headquarters Services
 Directorate for Information
 Operations and Reports

MAP NO. 12

HAWAII



HAWAII

FISCAL YEAR 1991

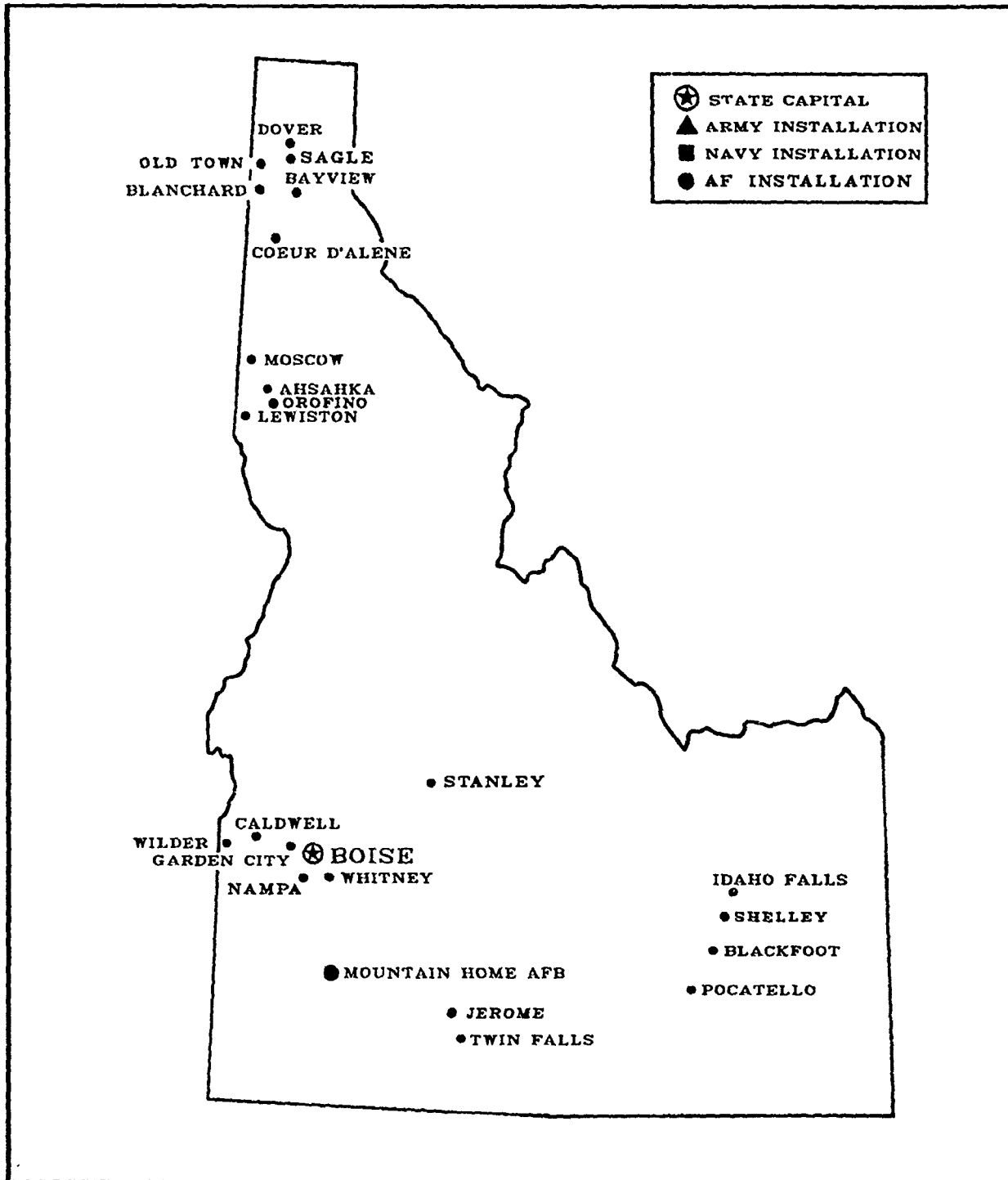
(DOLLARS IN THOUSANDS)

Personnel/Expenditures	Total	Army	Navy & Marine Corps	Air Force	Other Defense Activities		
I. Personnel - Total	75,245	32,486	31,830	10,721	208		
Active Duty Military	42,869	18,876	18,498	5,495	0		
Civilian	18,978	5,148	11,423	2,199	208		
Reserve & National Guard	13,398	8,462	1,909	3,027	0		
II. Expenditures - Total	\$2,942,281	\$1,001,389	\$1,393,328	\$471,631	\$75,933		
A. Payroll Outlays - Total	2,245,154	782,782	1,143,164	312,765	6,443		
Active Duty Military Pay	1,341,581	531,098	642,644	167,839	0		
Civilian Pay	665,950	148,885	428,351	82,271	6,443		
Reserve & National Guard Pay	44,736	31,586	2,169	10,981	0		
Retired Military Pay	192,887	71,213	70,000	51,674	0		
B. Prime Contracts Over \$25,000 Total	697,127	218,607	250,164	158,866	69,490		
Supply Contracts	85,019	5,518	8,066	7,608	63,827		
R&D Contracts	8,448	584	4,225	3,639	0		
Service Contracts	438,969	91,333	209,645	132,378	5,613		
Construction Contracts	163,462	119,943	28,228	15,241	50		
Civil Function Contracts	1,229	1,229	0	0	0		
Major Locations of Expenditures	Expenditures			Major Locations of Personnel	Military and Civilian Personnel		
	Total	Payroll Outlays	Prime Contracts		Total	Active Duty Military	Civilian
Pearl Harbor	\$801,029	\$729,684	\$71,345	Pearl Harbor	17,156	7,736	9,420
Honolulu	540,942	316,814	224,128	Schofield Barracks	16,009	15,026	983
Schofield Barracks	494,223	448,689	45,534	Kaneohe	8,228	7,553	675
Hickam AFB	254,334	203,681	50,653	Hickam AFB	5,874	3,959	1,915
Barbers Point NAS	168,084	103,236	64,848	Fort Shafter	3,174	1,271	1,903
Kaneohe	161,786	156,493	5,293	Tripler Army Med Ctr	3,153	1,900	1,253
Wheeler AFB	48,456	42,321	6,135	Barbers Point NAS	1,579	1,234	345
Kailua	41,569	17,710	23,859	Wheeler AFB	1,373	911	462
Aiea	39,734	38,386	1,408	Honolulu	831	310	521
Camp H.M. Smith	34,858	31,240	3,618	Camp H.M. Smith	793	793	0
Prime Contracts Over \$25,000 (Prior Three Years)	Total	Army	Navy & Marine Corps	Air Force	Other Defense Activities		
Fiscal Year 1990	\$511,893	\$119,568	\$195,380	\$83,827	\$113,118		
Fiscal Year 1989	578,733	193,210	258,693	75,489	51,341		
Fiscal Year 1988	540,991	156,631	190,418	99,405	94,537		
Top Five Contractors Receiving the Largest Dollar Volume of Prime Contract Awards in this State	Total Amount	Major Area of Work		Amount			
		FSC or Service Code Description					
1. HAL INC	\$83,199	Passenger Air Charter Service		\$80,071			
2. BROKEN HILL PROPRIETARY CO LTD	56,417	Fuel Oils		51,713			
3. COMPUTER SCIENCES CORPORATION	33,446	Other Management Support Services		33,446			
4. MORRISON KNUDSEN CORPORATION	33,037	Family Housing Facilities		33,037			
5. BODELL CONSTRUCTION COMPANY	22,295	Office Buildings		22,492			
Total of Above	\$228,394	(32.8% of total awards over \$25,000)					

Prepared by: Washington Headquarters Services
 Directorate for Information
 Operations and Reports

MAP NO. 13

IDAHO



IDAHO

FISCAL YEAR 1991

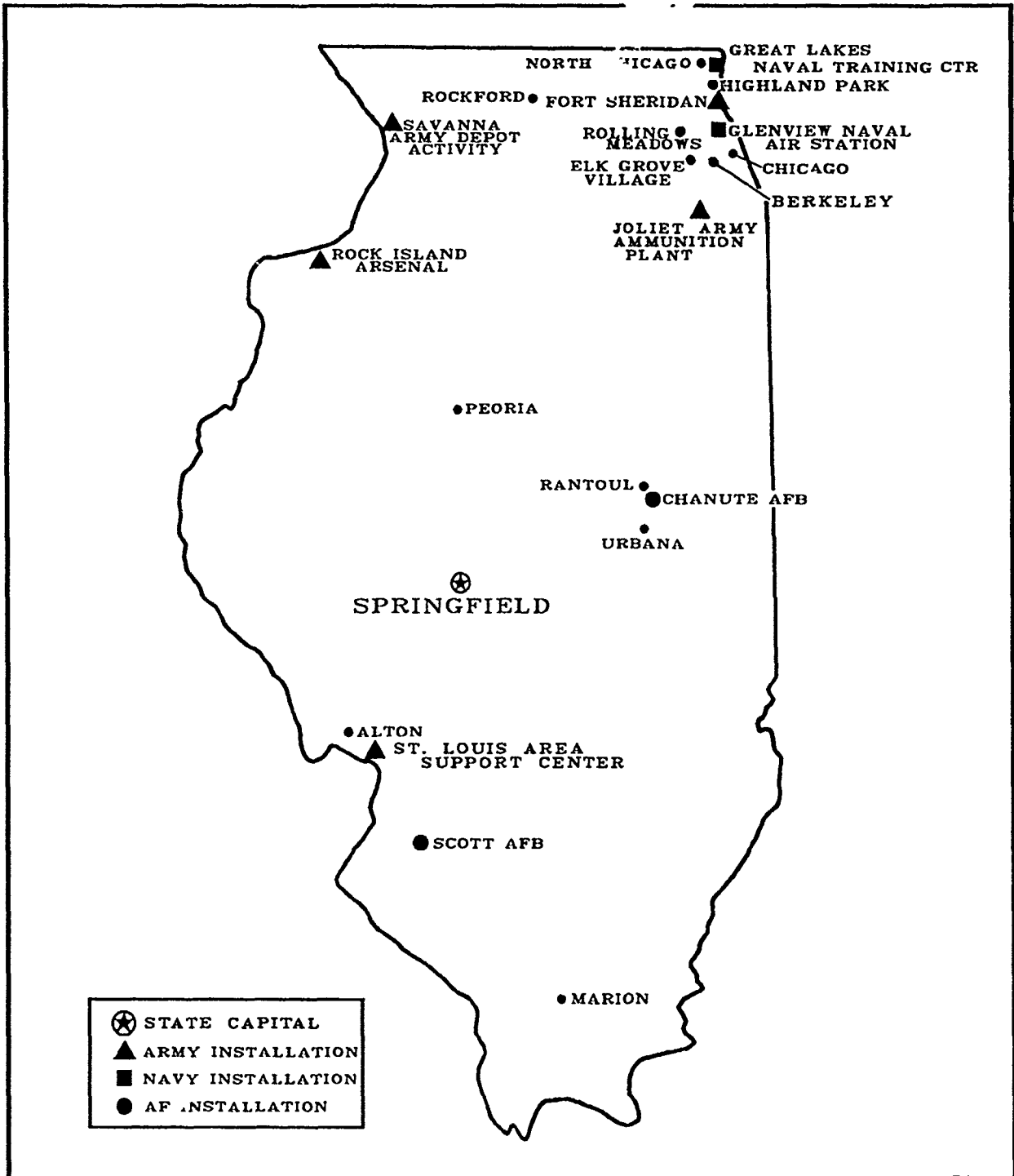
(DOLLARS IN THOUSANDS)

Personnel/Expenditures	Total	Army	Navy & Marine Corps	Air Force	Other Defense Activities		
I. Personnel - Total	15,077	6,823	2,474	5,767	13		
Active Duty Military	4,373	42	1,193	3,138	0		
Civilian	1,443	559	62	809	13		
Reserve & National Guard	9,261	6,222	1,219	1,820	0		
II. Expenditures - Total	\$359,840	\$93,770	\$65,947	\$174,268	\$25,855		
A. Payroll Outlays - Total	281,866	60,098	63,147	158,199	422		
Active Duty Military Pay	110,151	898	28,998	80,255	0		
Civilian Pay	36,732	14,289	2,028	19,993	422		
Reserve & National Guard Pay	29,204	21,129	2,088	5,987	0		
Retired Military Pay	105,779	23,782	30,033	51,964	0		
B. Prime Contracts Over \$25,000 Total	77,974	33,672	2,800	16,069	25,433		
Supply Contracts	28,212	337	1,043	1,434	25,398		
R&D Contracts	78	0	50	28	0		
Service Contracts	17,987	2,317	1,222	14,413	35		
Construction Contracts	7,771	7,092	485	194	0		
Civil Function Contracts	23,926	23,926	0	0	0		
Major Locations of Expenditures	Expenditures			Major Locations of Personnel	Military and Civilian Personnel		
	Total	Payroll Outlays	Prime Contracts		Total	Active Duty Military	Civilian
Mountain Home AFB	\$102,016	\$84,960	\$17,056	Mountain Home AFB	3,361	2,886	475
Boise	71,739	54,789	16,950	Idaho Falls	1,152	1,128	24
Idaho Falls	34,833	33,211	1,622	Boise	984	227	757
Orofino	14,082	424	13,658	Ahsahka	61	0	61
Pocatello	12,550	3,990	8,560	Moscow	54	50	4
Blackfoot	7,935	1,547	6,388	Wilder	50	44	6
Jerome	4,461	1,408	3,053	Bayview	45	1	44
Caldwell	4,443	4,012	431	Old Town	36	0	36
Nampa	4,179	3,518	661	Lewiston	20	11	9
Shelley	4,162	273	3,889	Pocatello	10	4	6
Prime Contracts Over \$25,000 (Prior Three Years)	Total	Army	Navy & Marine Corps	Air Force	Other Defense Activities		
Fiscal Year 1990	\$41,883	\$10,638	\$1,680	\$19,156	\$10,409		
Fiscal Year 1989	74,789	20,515	9,658	15,223	29,393		
Fiscal Year 1988	61,531	20,554	4,567	20,233	16,177		
Top Five Contractors Receiving the Largest Dollar Volume of Prime Contract Awards in this State	Total Amount	Major Area of Work					
		FSC or Service Code Description	Amount				
1. HARCON INC & S A GONZALES JV	\$14,022	Water Supply Facilities	\$12,872				
2. HARCON INC	7,253	Administrative & Service Buildings	7,050				
3. ORMOND BUILDERS	5,302	Office Buildings	5,302				
4. GRAND METROPOLITAN PLC	3,889	Fruits and Vegetables	3,889				
5. HEINZ H J COMPANY	3,493	Fruits and Vegetables	2,815				
Total of Above	\$33,959	(43.6% of total awards over \$25,000)					

Prepared by: Washington Headquarters Services
 Directorate for Information
 Operations and Reports

MAP NO. 14

ILLINOIS



ILLINOIS

FISCAL YEAR 1991

(DOLLARS IN THOUSANDS)

Personnel/Expenditures	Total	Army	Navy & Marine Corps	Air Force	Other Defense Activities
I. Personnel - Total	114,350	53,642	35,328	24,044	1,336
Active Duty Military	31,817	2,068	19,758	9,991	0
Civilian	19,895	11,441	2,139	4,979	1,336
Reserve & National Guard	62,638	40,133	13,431	9,074	0
II. Expenditures - Total	\$3,627,481	\$1,051,888	\$824,822	\$1,261,408	\$489,363
A. Payroll Outlays - Total	1,836,647	602,508	578,271	609,012	46,856
Active Duty Military Pay	759,965	71,798	400,851	287,316	0
Civilian Pay	577,050	320,487	58,383	151,324	46,856
Reserve & National Guard Pay	157,065	99,918	27,544	29,603	0
Retired Military Pay	342,567	110,305	91,493	140,769	0
B. Prime Contracts Over \$25,000 Total	1,790,834	449,380	246,551	652,396	442,507
Supply Contracts	1,133,683	203,483	119,035	401,237	409,928
R&D Contracts	94,153	14,004	14,792	61,519	3,838
Service Contracts	367,926	81,454	68,154	189,640	28,678
Construction Contracts	63,395	18,762	44,570	0	63
Civil Function Contracts	131,677	131,677	0	0	0

Major Locations of Expenditures	Expenditures			Major Locations of Personnel	Military and Civilian Personnel		
	Total	Payroll Outlays	Prime Contracts		Total	Active Duty Military	Civilian
Great Lakes	\$492,629	\$424,145	\$68,484	Great Lakes	20,486	18,603	1,883
Scott AFB	388,034	338,442	49,592	Scott AFB	9,916	6,490	3,426
Chicago	351,647	83,038	268,609	Rock Island	7,643	279	7,364
Rolling Meadows	337,403	2,000	335,403	Chanute AFB	4,417	3,548	869
Rock Island	256,801	224,942	31,859	Fort Sheridan	2,078	947	1,131
Rantoul	121,689	100,193	21,496	Chicago	1,977	170	1,807
Highland Park	109,534	90,318	19,216	Glenview	919	601	318
Berkeley	88,327	0	88,327	Springfield	630	90	540
Alton	87,270	3,043	84,227	Savanna Army Depot	503	0	503
Marion	84,060	2,254	81,806	Chanpaign	469	25	444

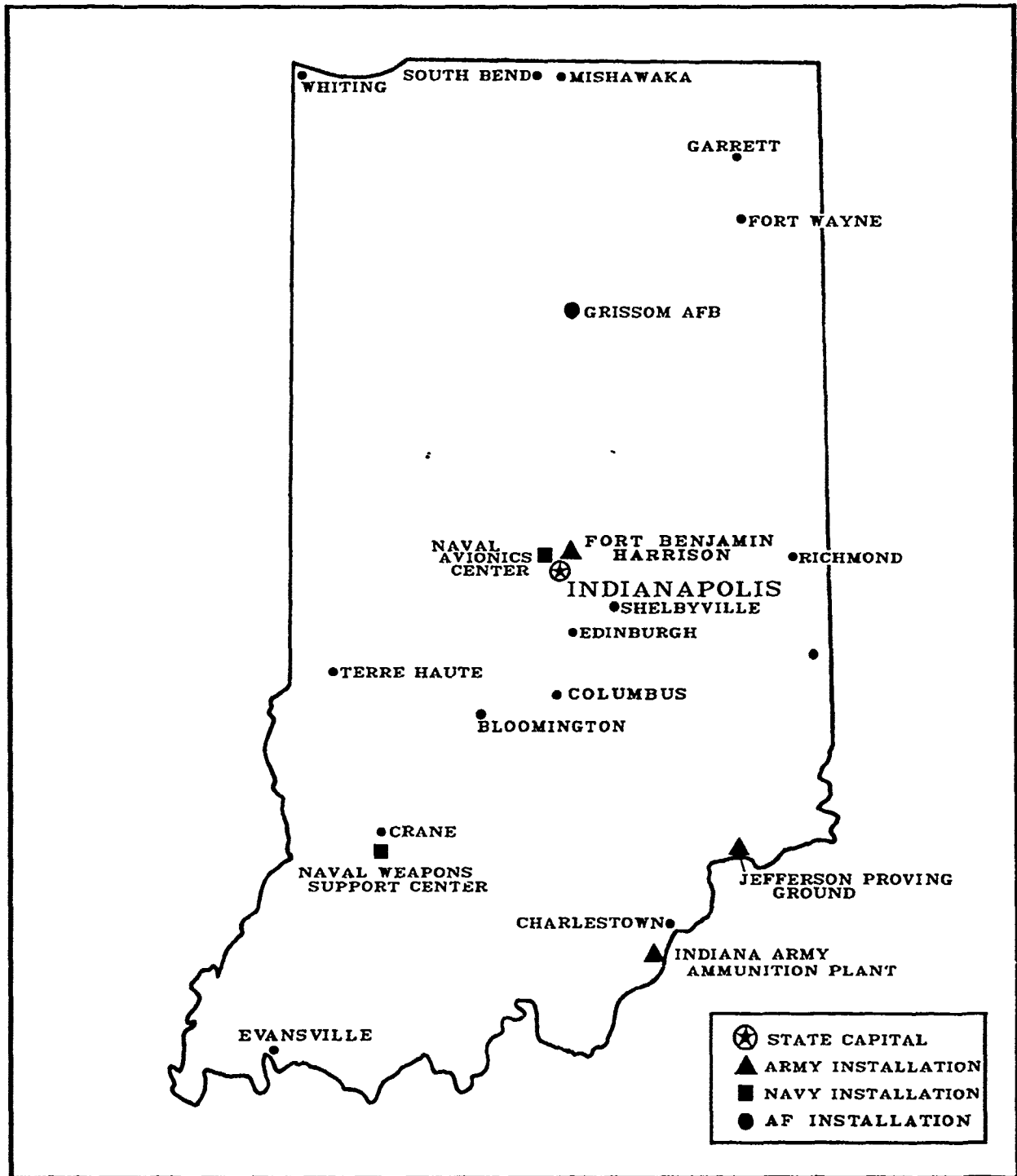
Prime Contracts Over \$25,000 (Prior Three Years)	Total	Army	Navy & Marine Corps	Air Force	Other Defense Activities
Fiscal Year 1990	\$1,339,029	\$451,806	\$240,509	\$371,552	\$275,162
Fiscal Year 1989	1,249,101	421,248	251,173	323,639	253,041
Fiscal Year 1988	1,499,770	508,502	245,366	452,887	293,015

Top Five Contractors Receiving the Largest Dollar Volume of Prime Contract Awards in this State	Total Amount	Major Area of Work	
		FSC or Service Code Description	Amount
1. NORTHROP CORPORATION	\$330,372	Elct Countermeasures & Quick Reaction Eq	\$292,784
2. OLIN CORP	101,778	Ammunition, Through 30 mm	87,370
3. VANEE FOODS COMPANY	88,327	Special Dietary Foods & Specialty Prep	82,139
4. ALBERICI CORPORATION	78,135	Dans	53,300
5. UAL CORPORATION	69,810	Passenger Air Charter Service	67,785
Total of Above	\$668,422	(37.3% of total awards over \$25,000)	

Prepared by: Washington Headquarters Services
 Directorate for Information
 Operations and Reports

MAP NO. 15

INDIANA



Prepared By: Washington Headquarters Services
Directorate for Information
Operations and Reports

INDIANA

FISCAL YEAR 1991

(DOLLARS IN THOUSANDS)

Personnel/Expenditures	Total	Army	Navy & Marine Corps	Air Force	Other Defense Activities
I. Personnel - Total	62,766	36,059	13,603	10,068	3,036
Active Duty Military	5,575	2,365	552	2,658	0
Civilian	15,284	3,212	7,689	1,347	3,036
Reserve & National Guard	41,907	30,482	5,362	6,063	0
II. Expenditures - Total	\$3,232,458	\$1,529,205	\$671,424	\$742,171	\$289,658
A. Payroll Outlays - Total	1,042,936	420,946	349,380	196,292	76,318
Active Duty Military Pay	179,757	99,183	14,916	65,658	0
Civilian Pay	496,984	105,921	275,970	38,775	76,318
Reserve & National Guard Pay	160,480	128,151	9,749	22,580	0
Retired Military Pay	205,715	87,691	48,745	69,279	0
B. Prime Contracts Over \$25,000 Total	2,189,522	1,108,259	322,044	545,879	213,340
Supply Contracts	1,595,918	963,553	185,860	307,483	139,022
R&D Contracts	81,534	26,743	50,124	4,492	175
Service Contracts	498,940	108,138	82,755	233,904	74,143
Construction Contracts	6,400	3,095	3,305	0	0
Civil Function Contracts	6,730	6,730	0	0	0

Major Locations of Expenditures	Expenditures			Major Locations of Personnel	Military and Civilian Personnel		
	Total	Payroll Outlays	Prime Contracts		Total	Active Duty Military	Civilian
Indianapolis	\$1,283,921	\$483,948	\$799,973	Indianapolis	7,185	538	6,647
Fort Wayne	423,086	32,330	390,756	Crane	5,038	50	4,988
Mishawaka	343,361	1,672	341,689	Ft Benjamin Harrison	3,422	2,034	1,388
Crane	190,556	170,816	19,740	Grissom AFB	3,144	2,329	815
Columbus	167,411	2,741	164,670	Fort Wayne	471	74	397
Grissom AFB	99,254	88,723	10,531	Terre Haute	314	66	248
South Bend	97,379	8,967	88,412	Bloomington	155	22	133
Evansville	70,124	10,190	59,934	Edinburgh	146	15	131
Indiana AAP	57,809	0	57,809	South Bend	113	26	87
Terre Haute	55,162	18,392	36,770	Shelbyville	75	1	74

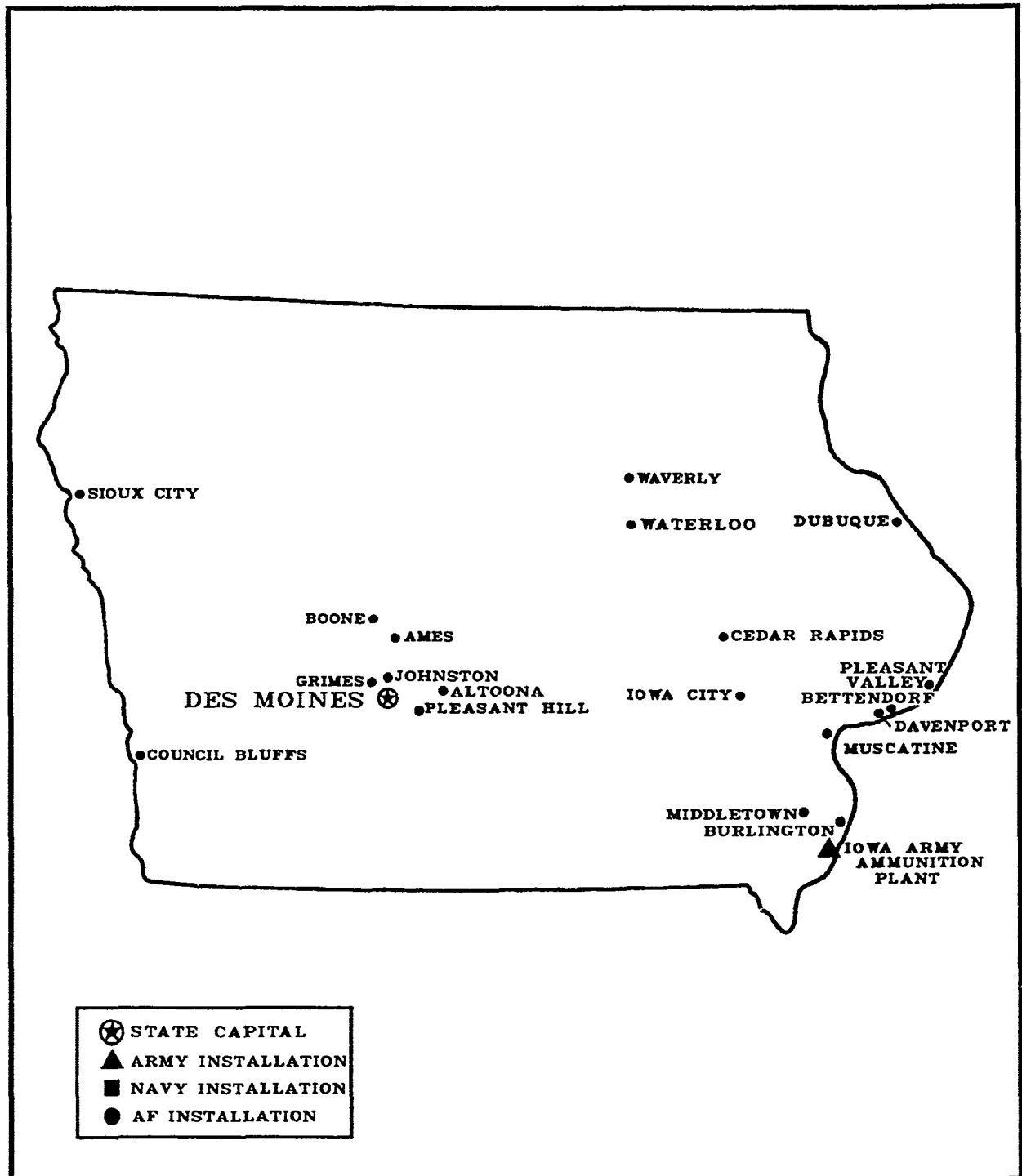
Prime Contracts Over \$25,000 (Prior Three Years)	Total	Army	Navy & Marine Corps	Air Force	Other Defense Activities
Fiscal Year 1990	\$1,695,481	\$895,905	\$365,417	\$262,759	\$171,400
Fiscal Year 1989	1,763,077	1,044,891	405,501	185,300	127,385
Fiscal Year 1988	1,518,076	734,943	409,072	255,383	118,678

Top Five Contractors Receiving the Largest Dollar Volume of Prime Contract Awards in this State	Total Amount	Major Area of Work	
		FSC or Service Code Description	Amount
1. GENERAL MOTORS CORPORATION	\$476,260	Gas Turbines and Jet Engines, Acft & Comps	\$201,783
2. LTV CORPORATION	344,644	Trucks and Truck Tractors, Wheeled	312,972
3. IIT CORPORATION	268,649	Miscellaneous Communication Equipment	192,627
4. AMERICAN TRANS AIR KALITTA JV	207,019	Passenger Air Charter Service	154,089
5. PHILIPS GLOEILAMPENFABRIEKEN	145,574	Underwater Sound Equipment	30,559
Total of Above	\$1,442,166	(65.9% of total awards over \$25,000)	

Prepared by: Washington Headquarters Services
 Directorate for Information
 Operations and Reports

MAP NO. 16

IOWA



IOWA

FISCAL YEAR 1991

(DOLLARS IN THOUSANDS)

Personnel/Expenditures	Total	Army	Navy & Marine Corps	Air Force	Other Defense Activities
I. Personnel - Total	24,905	17,847	3,326	3,600	132
Active Duty Military	421	196	83	142	0
Civilian	1,454	796	6	520	132
Reserve & National Guard	23,030	16,855	3,237	2,938	0
II. Expenditures - Total	\$663,864	\$311,249	\$76,666	\$210,640	\$65,309
A. Payroll Outlays - Total	205,409	103,983	34,816	62,139	4,471
Active Duty Military Pay	15,565	8,434	2,227	4,904	0
Civilian Pay	44,988	24,961	149	15,407	4,471
Reserve & National Guard Pay	54,632	38,103	6,001	10,528	0
Retired Military Pay	90,224	32,485	26,439	31,300	0
B. Prime Contracts Over \$25,000 Total	458,455	207,266	41,850	148,501	60,838
Supply Contracts	281,353	85,183	32,172	103,425	60,573
R&D Contracts	68,404	17,330	6,548	44,526	0
Service Contracts	65,641	61,696	3,130	550	265
Construction Contracts	20,471	20,471	0	0	0
Civil Function Contracts	22,586	22,586	0	0	0

Major Locations of Expenditures	Expenditures			Major Locations of Personnel	Military and Civilian Personnel		
	Total	Payroll Outlays	Prime Contracts		Total	Active Duty Military	Civilian
Cedar Rapids	\$213,132	\$9,125	\$204,007	Des Moines	452	108	344
Des Moines	76,093	26,072	50,021	Sioux City	297	40	257
Waterloo	47,499	4,388	43,111	Grimes	279	0	279
Johnston	24,045	8,207	15,838	Cedar Rapids	139	5	134
Iowa AAP	23,960	0	23,960	Waterloo	84	20	64
Sioux City	19,381	18,503	878	Pleasant Hill	58	58	0
Davenport	17,648	4,969	12,679	Ames	44	36	8
Council Bluffs	16,289	5,749	10,540	Davenport	43	2	41
Dubuque	14,392	5,194	9,198	Iowa City	43	26	17
Muscatine	14,088	1,026	13,062	Boone	42	0	42

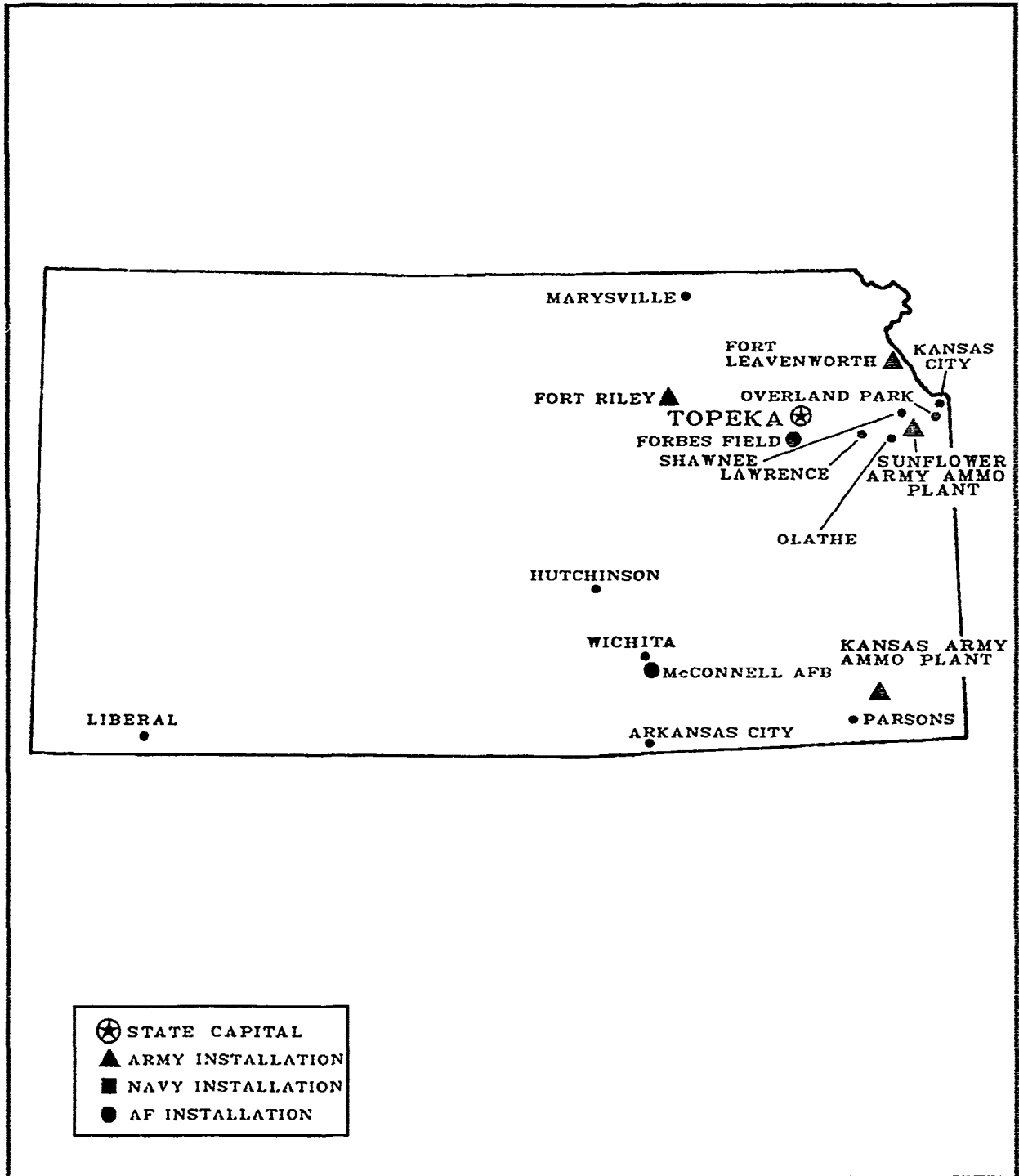
Prime Contracts Over \$25,000 (Prior Three Years)	Total	Army	Navy & Marine Corps	Air Force	Other Defense Activities
Fiscal Year 1990	\$493,966	\$195,748	\$67,894	\$177,837	\$52,487
Fiscal Year 1989	425,910	159,171	66,873	157,918	41,948
Fiscal Year 1988	560,905	214,979	58,606	186,242	101,078

Top Five Contractors Receiving the Largest Dollar Volume of Prime Contract Awards in this State	Total Amount	Major Area of Work	
		FSC or Service Code Description	Amount
1. ROCKWELL INTERNATIONAL CORP	\$197,883	Radio Navigation Equipment, Airborne	\$55,207
2. DUCHOSSOIS ENTERPRISES INC	47,633	Operation/Ammunition Facilities	23,742
3. MASON COMPANY THE DE	21,380	Operation/Ammunition Facilities	19,862
4. BRIDGESTONE CORP	17,132	Tires & Tubes, Pneumatic, Except Aircraft	17,132
5. NEUMANN BROTHERS, INC	14,696	Other Administrative & Service Buildings	14,696
Total of Above	\$298,724	(65.2% of total awards over \$25,000)	

Prepared by: Washington Headquarters Services
 Directorate for Information
 Operations and Reports

MAP NO. 17

KANSAS



KANSAS

FISCAL YEAR 1991

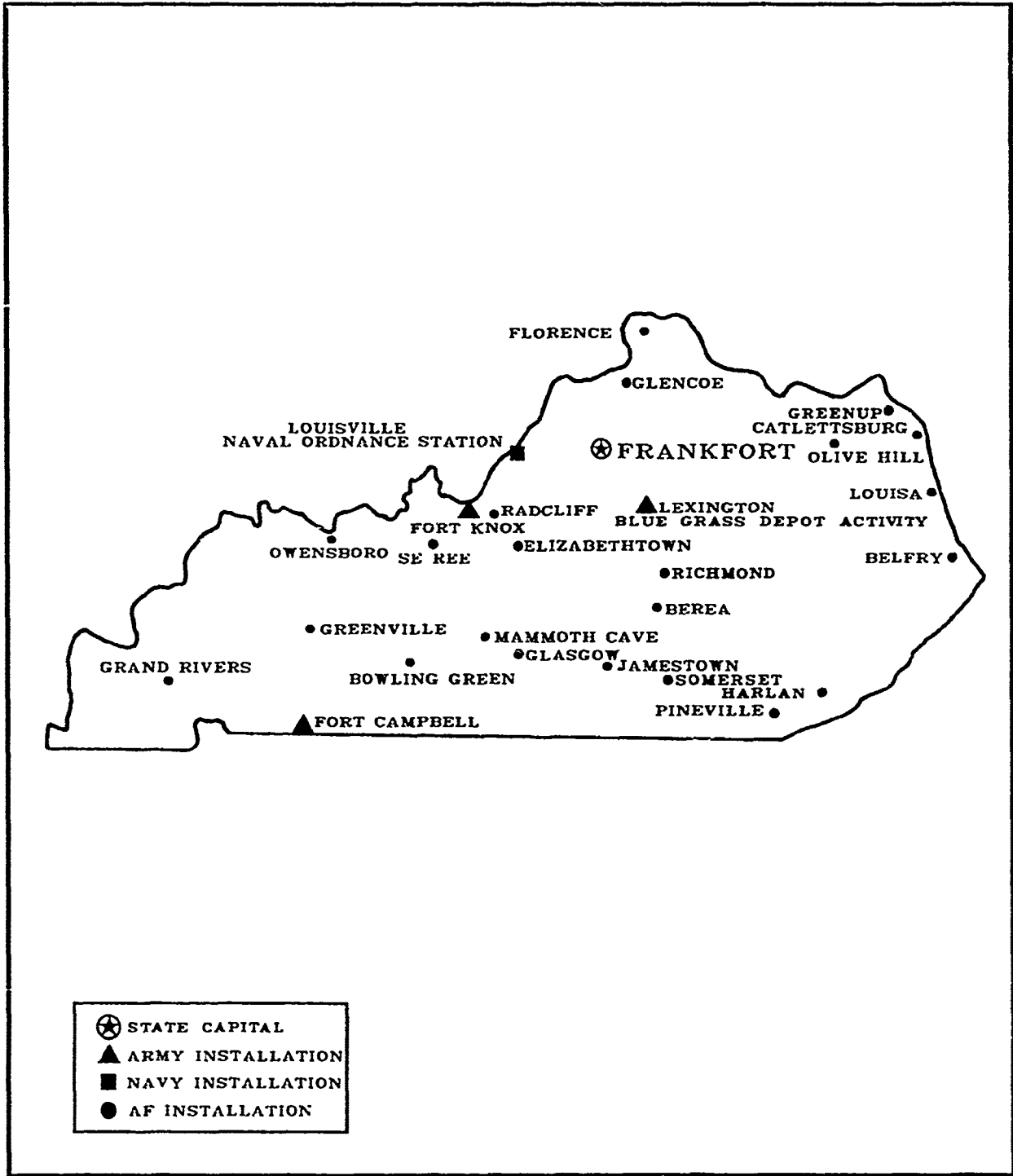
(DOLLARS IN THOUSANDS)

Personnel/Expenditures	Total	Army	Navy & Marine Corps	Air Force	Other Defense Activities		
I. Personnel - Total	55,160	40,927	5,759	8,153	321		
Active Duty Military	24,421	20,414	324	3,683	0		
Civilian	6,827	5,147	144	1,215	321		
Reserve & National Guard	23,912	15,366	5,291	3,255	0		
<hr/>							
II. Expenditures - Total	\$2,102,882	\$1,266,540	\$113,942	\$651,890	\$70,510		
A. Payroll Outlays - Total	1,250,416	948,351	66,995	224,053	11,017		
Active Duty Military Pay	719,649	611,183	11,198	97,268	0		
Civilian Pay	196,057	145,925	4,078	35,037	11,017		
Reserve & National Guard Pay	123,862	95,957	15,924	11,981	0		
Retired Military Pay	210,848	95,286	35,795	79,767	0		
B. Prime Contracts Over \$25,000 Total	852,466	318,189	46,947	427,837	59,493		
Supply Contracts	318,228	104,892	19,846	136,065	57,425		
R&D Contracts	40,064	10,508	70	29,486	0		
Service Contracts	455,018	163,817	27,031	262,102	2,068		
Construction Contracts	29,212	29,028	0	184	0		
Civil Function Contracts	9,944	9,944	0	0	0		
<hr/>							
Major Locations of Expenditures	Expenditures			Major Locations of Personnel	Military and Civilian Personnel		
	Total	Payroll Outlays	Prime Contracts		Total	Active Duty Military	Civilian
Fort Riley	\$639,912	\$589,761	\$50,151	Fort Riley	18,918	16,698	2,220
Wichita	526,674	37,836	488,838	Fort Leavenworth	6,001	3,914	2,087
Fort Leavenworth	248,256	207,158	41,098	McConnell AFB	4,223	3,288	935
McConnell AFB	138,266	117,458	20,808	Wichita	403	48	355
Liberal	58,506	678	57,828	Topeka	361	67	294
Sunflower AAP	57,219	0	57,219	Forbes Field	346	81	265
Leavenworth	35,538	20,378	15,160	Overland Park	130	13	117
Olathe	34,773	10,631	24,142	Olathe	86	13	73
Topeka	24,922	22,960	1,962	Lawrence	74	50	24
Overland Park	24,791	19,499	5,292	Shawnee	65	52	13
<hr/>							
Prime Contracts Over \$25,000 (Prior Three Years)	Total	Army	Navy & Marine Corps	Air Force	Other Defense Activities		
Fiscal Year 1990	\$922,858	\$293,368	\$44,994	\$565,170	\$19,326		
Fiscal Year 1989	954,967	274,793	67,337	593,523	19,314		
Fiscal Year 1988	950,128	211,377	67,285	642,668	28,798		
<hr/>							
Top Five Contractors Receiving the Largest Dollar Volume of Prime Contract Awards in this State	Total Amount	Major Area of Work					
		FSC or Service Code Description	Amount				
1. BOEING COMPANY THE	\$204,540	Modification of Eq/Aircraft Structural Coa	\$134,722				
2. MCDONNELL DOUGLAS CORPORATION	130,862	Aircraft Fixed Wing	130,490				
3. HERCULES INCORPORATED	58,580	Operation/Amunition Facilities	58,580				
4. RAYTHEON COMPANY	47,018	Guided Missiles	14,711				
5. INTEGRATED RESOURCES INC	35,852	Program Management/Support Services	35,370				
Total of Above	\$476,852	(55.9% of total awards over \$25,000)					

Prepared by: Washington Headquarters Services
 Directorate for Information
 Operations and Reports

MAP NO. 18

KENTUCKY



KENTUCKY

FISCAL YEAR 1991

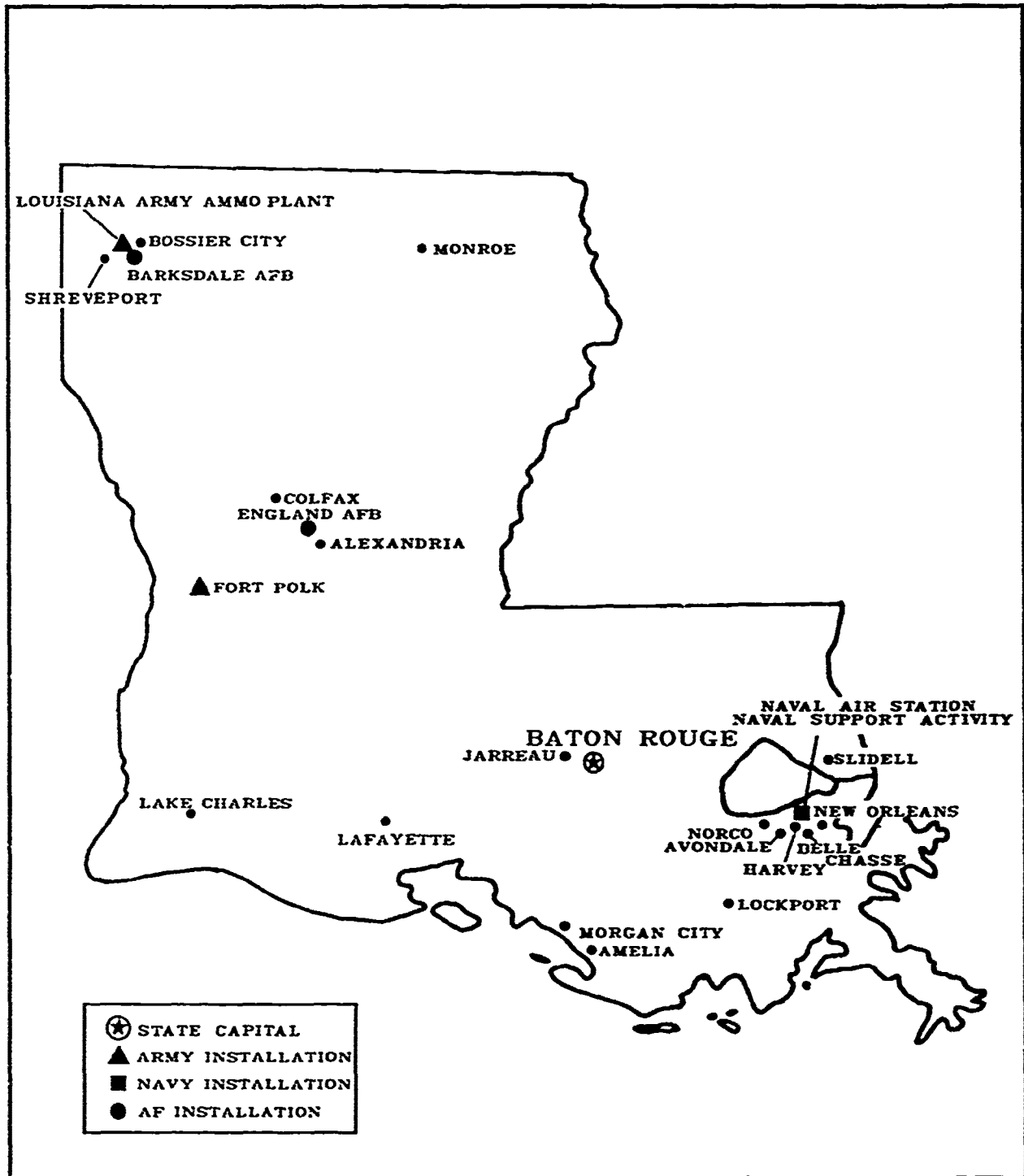
(DOLLARS IN THOUSANDS)

Personnel/Expenditures	Total	Army	Navy & Marine Corps	Air Force	Other Defense Activities		
I. Personnel - Total	78,934	68,653	5,960	2,615	1,706		
Active Duty Military	38,671	37,959	386	326	0		
Civilian	14,195	9,632	2,640	217	1,706		
Reserve & National Guard	26,068	21,062	2,934	2,072	0		
II. Expenditures - Total	\$2,397,371	\$1,954,649	\$184,836	\$90,913	\$166,973		
A. Payroll Outlays - Total	1,806,737	1,553,823	136,585	75,881	40,448		
Active Duty Military Pay	1,079,178	1,060,108	9,748	9,322	0		
Civilian Pay	404,310	272,732	84,232	6,898	40,448		
Reserve & National Guard Pay	93,128	82,370	4,407	6,351	0		
Retired Military Pay	230,121	138,613	38,198	53,310	0		
B. Prime Contracts Over \$25,000 Total	590,634	400,826	48,251	15,032	126,525		
Supply Contracts	214,279	51,483	33,840	3,367	125,589		
R&D Contracts	642	367	40	235	0		
Service Contracts	272,545	246,619	13,560	11,430	936		
Construction Contracts	70,417	69,606	811	0	0		
Civil Function Contracts	32,751	32,751	0	0	0		
Major Locations of Expenditures	Expenditures			Major Locations of Personnel	Military and Civilian Personnel		
	Total	Payroll Outlays	Prime Contracts		Total	Active Duty Military	Civilian
Fort Campbell	\$879,624	\$773,482	\$106,142	Fort Campbell	28,016	24,653	3,363
Fort Knox	630,741	522,332	108,409	Fort Knox	17,661	13,073	4,588
Louisville	216,213	165,177	51,036	Louisville	4,377	356	4,021
Lexington	181,680	49,485	132,195	Lexington	1,076	69	1,007
Florence	43,748	1,696	42,052	Richmond	546	70	476
Olive Hill	28,531	812	27,719	Frankfort	318	21	297
Richmond	25,634	25,079	555	Radcliff	93	92	1
Radcliff	24,921	24,797	124	Greerup	45	0	45
Frankfort	21,446	21,372	74	Bowling Green	32	22	10
Bowling Green	17,052	6,400	10,652	Somerseset	31	8	23
Prime Contracts Over \$25,000 (Prior Three Years)	Total	Army	Navy & Marine Corps	Air Force	Other Defense Activities		
Fiscal Year 1990	\$439,411	\$356,259	\$15,104	\$14,109	\$53,939		
Fiscal Year 1989	332,724	171,065	56,159	23,944	81,556		
Fiscal Year 1988	397,344	200,408	27,094	11,346	158,496		
Top Five Contractors Receiving the Largest Dollar Volume of Prime Contract Awards in this State	Total Amount	Major Area of Work					
		FSC or Service Code Description	Amount				
1. E SYSTEMS INC	\$111,808	Maint & Repair of Eq/Miscellaneous Equipm	\$111,808				
2. KECO INDUSTRIES INC	41,882	Specialized Shipping & Storage Containers	19,309				
3. ISRATEX INC	24,654	Clothing, Special Purpose	24,654				
4. HALL CONTRACTING CORPORATION	20,364	Other Miscellaneous Buildings	20,364				
5. INTERSTATE LANDSCAPING CO INC	19,577	Maintenance Buildings	10,735				
Total of Above	\$218,285	(37.0% of total awards over \$25,000)					

Prepared by: Washington Headquarters Services
 Directorate for Information
 Operations and Reports

MAP NO. 19

LOUISIANA



LOUISIANA

FISCAL YEAR 1991

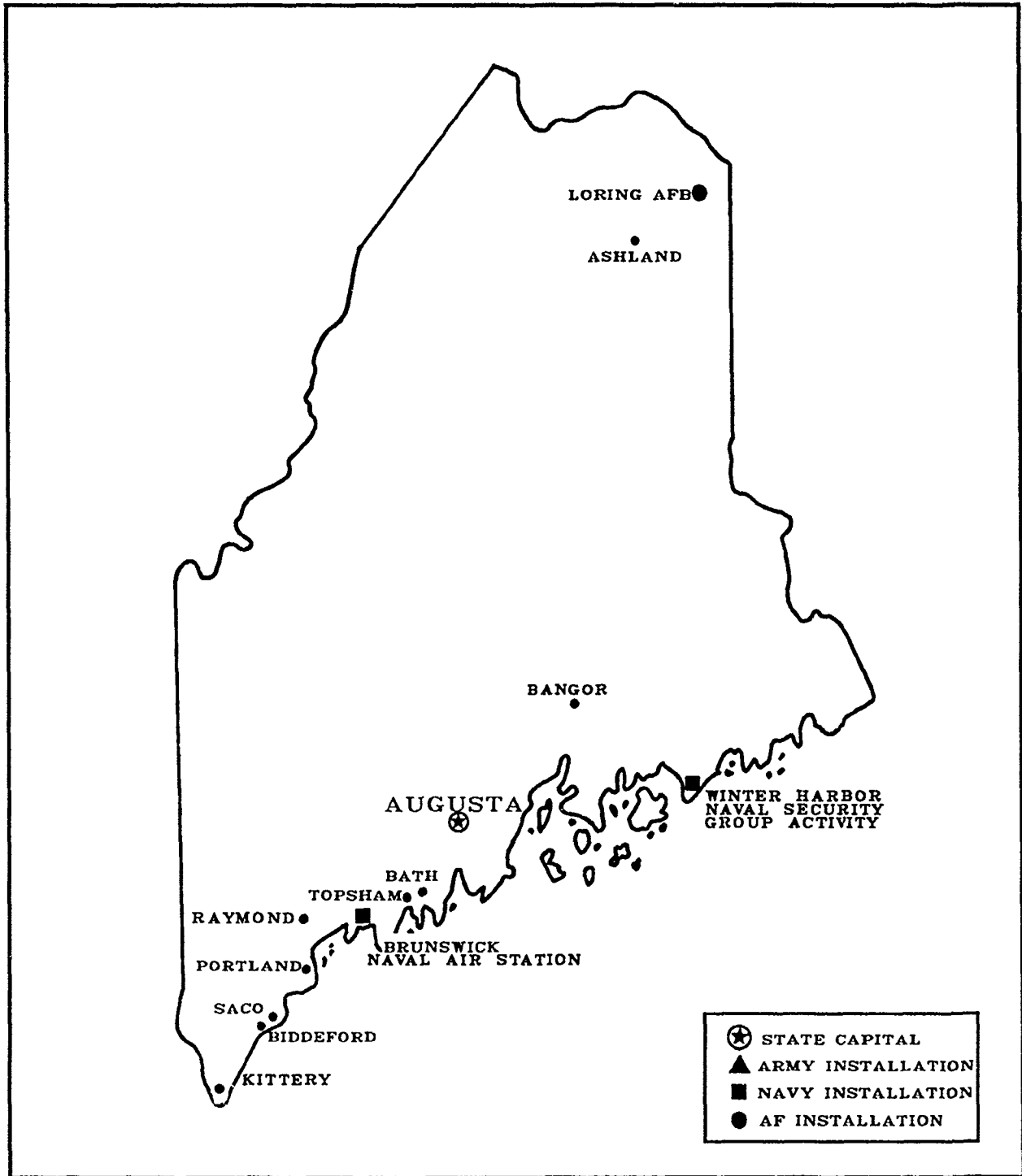
(DOLLARS IN THOUSANDS)

Personnel/Expenditures	Total	Army	Navy & Marine Corps	Air Force	Other Defense Activities		
Personnel - Total	73,686	44,808	11,593	16,949	336		
Active Duty Military	26,417	15,740	1,843	8,834	0		
Civilian	9,247	4,711	1,986	2,214	336		
Reserve & National Guard	38,022	24,357	7,764	5,901	0		
II. Expenditures - Total	\$2,660,175	\$1,092,173	\$794,084	\$531,705	\$242,213		
A. Payroll Outlays - Total	1,413,697	727,128	204,949	471,599	10,021		
Active Duty Military Pay	725,758	429,246	62,776	233,736	0		
Civilian Pay	258,664	133,868	55,529	59,246	10,021		
Reserve & National Guard Pay	98,307	57,462	17,928	22,917	0		
Retired Military Pay	330,968	106,552	68,716	155,700	0		
B. Prime Contracts Over \$25,000 Total	1,246,478	365,045	589,135	60,106	232,192		
Supply Contracts	771,517	16,400	522,784	1,329	231,004		
R&D Contracts	1,880	1,181	408	291	0		
Service Contracts	184,726	71,933	54,216	57,420	1,157		
Construction Contracts	19,704	6,880	11,727	1,066	31		
Civil Function Contracts	268,651	268,651	0	0	0		
Major Locations of Expenditures	Expenditures			Major Locations of Personnel	Military and Civilian Personnel		
	Total	Payroll Outlays	Prime Contracts		Total	Active Duty Military	Civilian
New Orleans	\$737,816	\$228,076	\$509,740	Fort Polk	17,115	14,935	2,180
Fort Polk	509,769	484,257	25,512	Barksdale AFB	6,783	5,631	1,152
Bossier City	277,268	235,680	41,588	New Orleans	6,044	1,991	4,053
Baton Rouge	118,704	18,077	100,627	England AFB	3,485	2,950	535
Lake Charles	100,544	12,876	87,668	Shreveport	527	440	87
England AFB	96,471	86,257	10,214	Alexandria	411	9	402
Shreveport	92,849	29,650	63,199	Belle Chasse	319	103	216
Lockport	64,319	339	63,980	Baton Rouge	140	75	65
Louisiana AAP	51,478	0	51,478	Monroe	110	26	84
Slidell	44,004	10,114	33,890	Lafayette	70	2	68
Prime Contracts Over \$25,000 (Prior Three Years)	Total	Army	Navy & Marine Corps	Air Force	Other Defense Activities		
Fiscal Year 1990	\$1,626,884	\$372,299	\$896,449	\$92,510	\$265,626		
Fiscal Year 1989	1,693,487	360,929	977,689	106,265	248,604		
Fiscal Year 1988	1,438,736	391,022	713,494	71,025	263,195		
Top Five Contractors Receiving the Largest Dollar Volume of Prime Contract Awards in this State	Total Amount	Major Area of Work					
		FSC or Service Code Description	Amount				
1. TEXTRON INC	\$230,048	Landing Craft	\$213,236				
2. AVONDALE INDUSTRIES INC	220,702	Amphibious Assault Ships	185,280				
3. EXXON CORPORATION	78,275	Liquid Propellants & Fuel, Petroleum Base	73,345				
4. CALCASIEU REFINING COMPANY	71,947	Liquid Propellants & Fuel, Petroleum Base	71,947				
5. BOLLINGER MACHINE SHOP SHPYRD	63,980	Torpedo Boats and Gun Boats	63,036				
Total of Above	\$664,952	(53.3% of total awards over \$25,000)					

Prepared by: Washington Headquarters Services
Directorate for Information
Operations and Reports

MAP NO. 20

MAINE



MAINE

FISCAL YEAR 1991

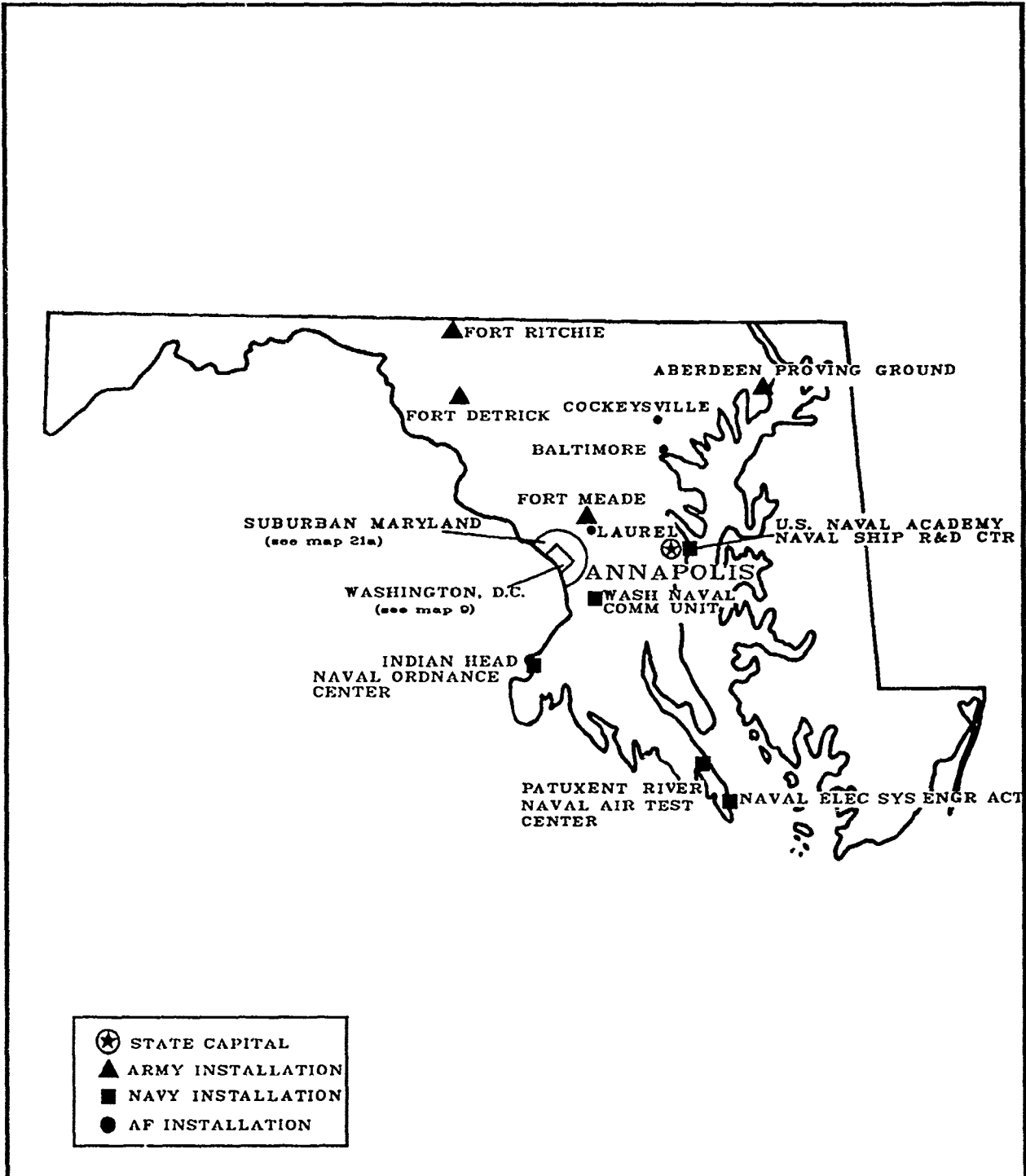
(DOLLARS IN THOUSANDS)

Personnel/Expenditures	Total	Army	Navy & Marine Corps	Air Force	Other Defense Activities			
I. Personnel - Total	25,148	7,246	11,805	6,024	73			
Active Duty Military	5,338	226	1,850	3,262	0			
Civilian	9,333	340	8,097	823	73			
Reserve & National Guard	10,477	6,680	1,858	1,939	0			
II. Expenditures - Total	\$1,732,682	\$130,322	\$1,408,157	\$168,872	\$25,331			
A. Payroll Outlays - Total	667,310	62,965	448,508	153,613	2,224			
Active Duty Military Pay	195,684	6,835	111,320	77,529	0			
Civilian Pay	314,721	8,364	280,803	23,330	2,224			
Reserve & National Guard Pay	27,595	17,028	2,827	7,740	0			
Retired Military Pay	129,310	30,738	53,558	45,014	0			
B. Prime Contracts Over \$25,000 Total	1,065,372	67,357	959,649	15,259	23,107			
Supply Contracts	901,076	54,519	821,573	4,188	20,796			
R&D Contracts	2,965	1,409	1,364	192	0			
Service Contracts	147,217	9,868	124,501	10,833	2,015			
Construction Contracts	13,813	1,260	12,211	46	296			
Civil Function Contracts	301	301	0	0	0			
Major Locations of Expenditures	Expenditures			Major Locations of Personnel		Military and Civilian Personnel		
	Total	Payroll Outlays	Prime Contracts	Total	Active Duty Military	Civilian		
Bath	\$881,598	\$24,512	\$857,086	Kittery	7,285	116	7,169	
Kittery	313,446	263,762	49,684	Loring AFB	3,490	2,978	512	
Brunswick	118,650	96,907	21,743	Brunswick	1,557	1,154	403	
Loring AFB	32,392	81,493	10,899	Bangor	527	193	334	
Saco	56,174	2,380	53,794	Winter harbor	442	373	69	
Portland	40,340	12,692	27,648	Bath	379	50	329	
Bangor	30,606	27,857	2,749	Cutler	240	126	114	
Winter Harbor	13,478	10,236	3,242	Topshan	239	194	45	
Augusta	7,876	7,143	733	Augusta	215	6	209	
Cutler	6,398	5,665	733	Portland	69	30	39	
Prime Contracts Over \$25,000 (Prior Three Years)	Total	Army	Navy & Marine Corps	Air Force	Other Defense Activities			
Fiscal Year 1990	\$843,365	\$53,994	\$753,752	\$20,761	\$14,858			
Fiscal Year 1989	370,011	67,037	251,806	30,982	20,186			
Fiscal Year 1988	517,879	29,646	447,707	21,727	18,799			
Top Five Contractors Receiving the Largest Dollar Volume of Prime Contract Awards in this State	Total Amount	Major Area of Work						
		FSC or Service Code Description			Amount			
1. BATH HOLDING CORPORATION	\$872,480	Destroyers			\$782,703			
2. DUCHOSSOIS ENTERPRISES INC	53,732	Guns, Over 30 mm Up To 75 mm			29,306			
3. CLARK ENTERPRISES INC	26,051	Maint/Tunnels & Subsurface Structures			26,051			
4. ABB ASEA BROWN BOVERI LTD	10,428	Other Environ Svcs, Studies, & Analytical			8,782			
5. T L T CONSTRUCTION CORPORATION	6,383	Family Housing Facilities			6,383			
Total of Above	\$969,074	(91.0% of total awards over \$25,000)						

Prepared by: Washington Headquarters Services
 Directorate for Information
 Operations and Reports

MAP NO. 21

MARYLAND



MARYLAND

FISCAL YEAR 1991

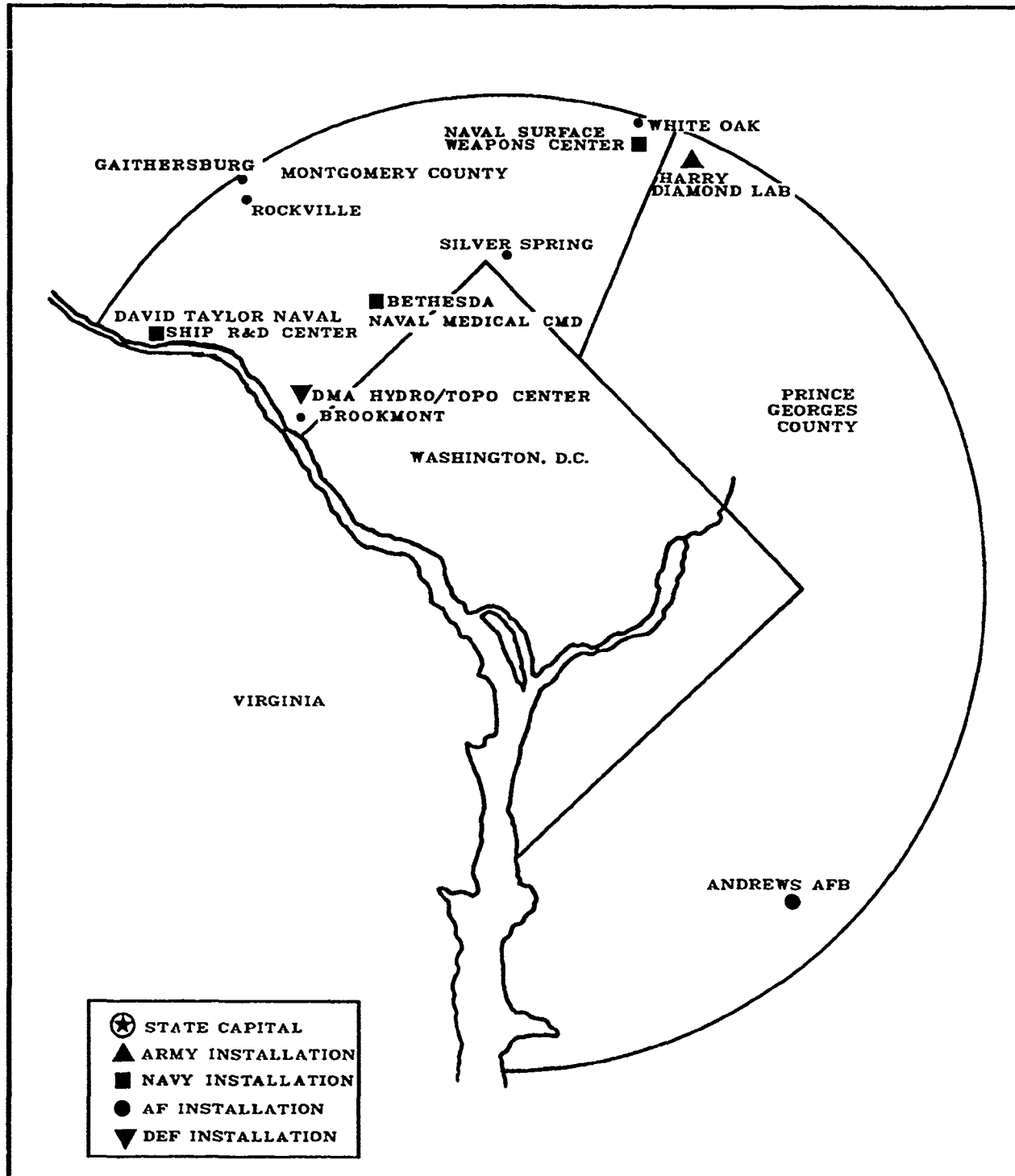
(DOLLARS IN THOUSANDS)

Personnel/Expenditures	Total	Army	Navy & Marine Corps	Air Force	Other Defense Activities		
I. Personnel - Total	112,959	52,956	37,813	16,963	5,225		
Active Duty Military	32,692	10,609	15,453	6,630	0		
Civilian	41,860	17,050	16,462	3,123	5,225		
Reserve & National Guard	38,407	25,299	5,898	7,210	0		
II. Expenditures - Total	\$7,399,180	\$2,102,189	\$3,014,040	\$1,675,583	\$607,368		
A. Payroll Outlays - Total	3,270,639	1,349,060	1,212,335	512,731	196,513		
Active Duty Military Pay	888,821	310,554	362,929	215,338	0		
Civilian Pay	1,650,173	712,190	632,207	109,263	196,513		
Reserve & National Guard Pay	140,937	87,592	25,346	27,999	0		
Retired Military Pay	590,708	238,724	191,853	160,131	0		
B. Prime Contracts Over \$25,000 Total	4,128,541	753,129	1,801,705	1,162,852	410,855		
Supply Contracts	1,392,146	240,170	396,042	653,928	102,006		
R&D Contracts	1,006,239	145,972	488,427	196,049	175,791		
Service Contracts	1,573,683	302,685	825,923	312,117	132,958		
Construction Contracts	130,744	38,573	91,313	758	100		
Civil Function Contracts	25,729	25,729	0	0	0		
Major Locations of Expenditures	Expenditures			Major Locations of Personnel	Military and Civilian Personnel		
	Total	Payroll Outlays	Prime Contracts		Total	Active Duty Military	Civilian
Baltimore	\$1,059,035	\$93,756	\$965,279	Aberdeen Prov Grnd	11,849	3,464	8,385
Aberdeen Prov Grnd	702,529	564,243	138,286	Andrews AFB	8,913	6,105	2,808
Bethesda	544,290	254,313	289,977	Fort Meade	8,731	5,549	3,182
Laurel	419,779	11,746	408,033	Annapolis	8,628	5,817	2,811
Andrews AFB	370,773	315,640	55,133	Bethesda	6,831	4,184	2,647
Fort Meade	349,278	298,397	50,881	Patuxent River NATC	6,290	2,690	3,600
Patuxent River NATC	339,002	219,634	119,368	Indian Head	3,602	520	3,082
Annapolis	302,816	213,922	88,894	Brookmont	2,807	16	2,791
Rockville	269,819	19,364	250,455	Fort Detrick	2,308	859	1,449
Silver Spring	242,335	23,789	218,546	Fort Ritchie	1,877	1,000	877
Prime Contracts Over \$25,000 (Prior Three Years)	Total	Army	Navy & Marine Corps	Air Force	Other Defense Activities		
Fiscal Year 1990	\$4,380,991	\$627,291	\$2,100,851	\$1,307,161	\$345,688		
Fiscal Year 1989	3,870,878	642,668	1,821,896	1,088,634	317,680		
Fiscal Year 1988	4,270,989	599,983	2,000,873	1,266,659	403,474		
Top Five Contractors Receiving the Largest Dollar Volume of Prime Contract Awards in this State	Total Amount	Major Area of Work					
		FSC or Service Code Description	Amount				
1. WESTINGHOUSE ELECTRIC CORP	\$811,792	Radar Equipment, Airborne	\$267,523				
2. JOHNS HOPKINS UNIVERSITY	404,118	RDTE/Weapons-Engineering Development	235,788				
3. ALLIED SIGNAL INC	225,362	Fuses and Primers	79,621				
4. INTERNATIONAL BUS MCHS CORP	169,484	Modification of Eq/ADP Equip & Supplies	94,677				
5. PENN CENTRAL CORPORATION	163,655	Tech Rep Svcs/Miscellaneous Equipment	27,264				
Total of Above	\$1,774,411	(43.0% of total awards over \$25,000)					

Prepared by: Washington Headquarters Services
 Directorate for Information
 Operations and Reports

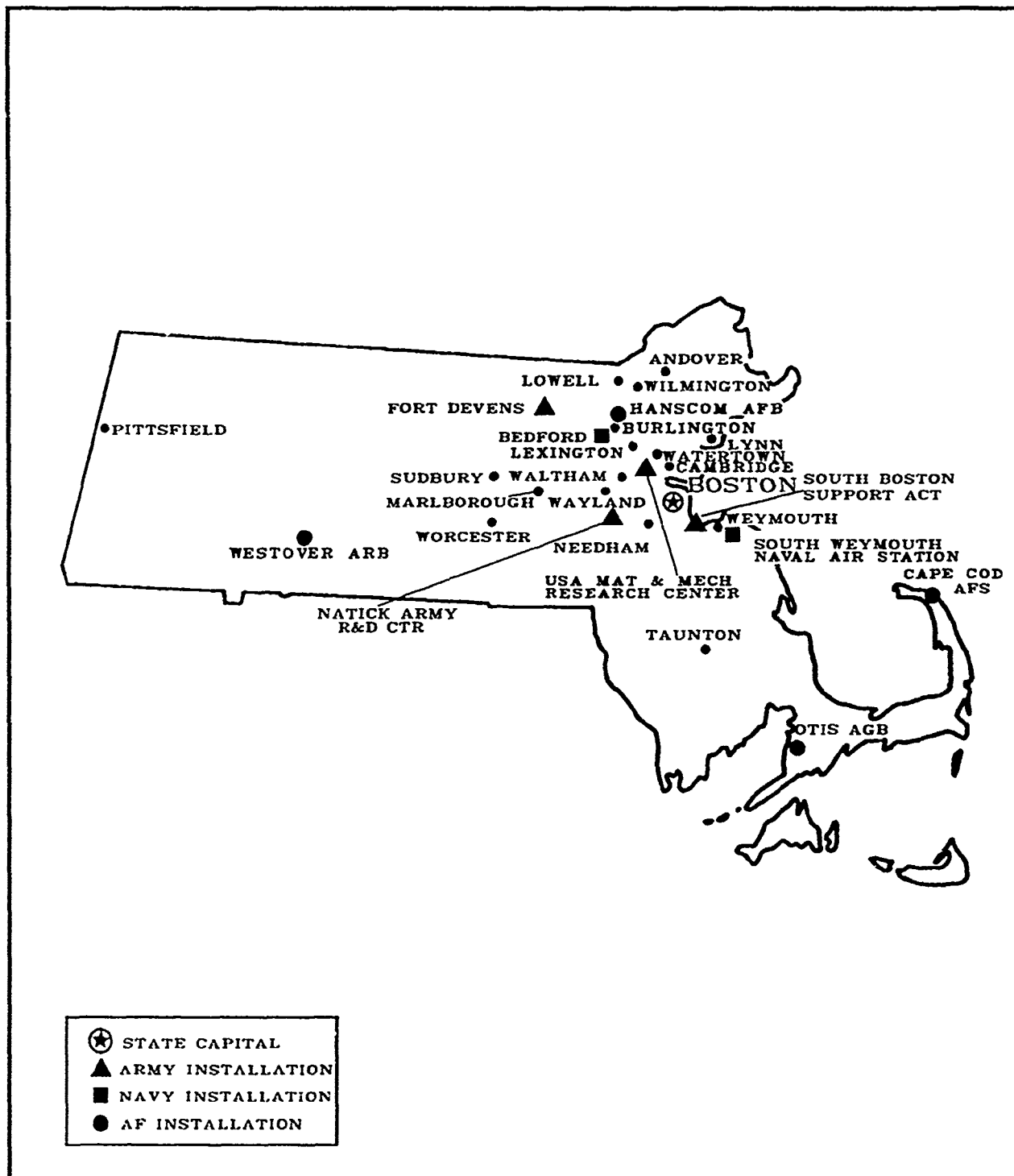
MAP NO. 21a

SUBURBAN MARYLAND



MAP NO. 22

MASSACHUSETTS



MASSACHUSETTS

FISCAL YEAR 1991

(DOLLARS IN THOUSANDS)

Personnel/Expenditures	Total	Army	Navy & Marine Corps	Air Force	Other Defense Activities
I. Personnel - Total	59,549	34,122	9,792	13,657	1,978
Active Duty Military	8,481	4,664	1,106	2,711	0
Civilian	11,715	5,069	702	3,966	1,978
Reserve & National Guard	39,353	24,389	7,984	6,980	0
II. Expenditures - Total	\$7,949,510	\$3,140,249	\$2,093,663	\$2,379,134	\$336,464
A. Payroll Outlays - Total	1,016,037	452,877	154,386	344,001	64,773
Active Duty Military Pay	257,144	135,843	33,733	87,568	0
Civilian Pay	374,627	143,762	24,359	141,733	64,773
Reserve & National Guard Pay	136,003	87,307	18,132	30,564	0
Retired Military Pay	248,263	85,965	78,162	84,136	0
B. Prime Contracts Over \$25,000 Total	6,933,473	2,687,372	1,939,277	2,035,133	271,691
Supply Contracts	4,520,036	2,193,442	1,371,972	846,334	108,288
R&D Contracts	1,561,132	200,374	328,071	915,374	117,313
Service Contracts	832,075	281,761	238,035	266,219	46,060
Construction Contracts	12,149	3,714	1,199	7,206	30
Civil Function Contracts	8,081	8,081	0	0	0

Major Locations of Expenditures	Expenditures			Major Locations of Personnel	Military and Civilian Personnel		
	Total	Payroll Outlays	Prime Contracts		Total	Active Duty Military	Civilian
Andover	\$1,320,251	\$3,750	\$1,316,501	Fort Devens	6,483	4,734	1,749
Lynn	973,944	8,728	965,216	Hanscom AFB	4,134	2,097	2,037
Bedford	551,666	0	551,666	Boston	1,881	528	1,353
Lowell	500,625	4,245	496,380	Natick	1,499	157	1,342
Lexington	425,626	0	425,626	Westover AFB	1,044	74	970
Pittsfield	327,731	7,828	319,903	Waltham	672	6	666
Weyland	277,680	1,578	276,102	Watertown	617	5	612
Sudbury	256,151	0	256,151	Weymouth	498	269	229
Harborough	248,766	1,660	247,106	Cambridge	430	121	309
Cambridge	242,608	19,853	222,755	Otis AGE	420	0	420

Prime Contracts Over \$25,000 (Prior Three Years)	Total	Army	Navy & Marine Corps	Air Force	Other Defense Activities
Fiscal Year 1990	\$8,165,567	\$2,748,000	\$2,612,876	\$2,449,963	\$354,728
Fiscal Year 1989	8,757,467	4,423,345	2,170,815	1,954,729	208,578
Fiscal Year 1988	7,212,149	2,149,841	2,460,355	2,393,486	208,467

Top Five Contractors Receiving the Largest Dollar Volume of Prime Contract Awards in this State	Total Amount	Major Area of Work	
		FSC or Service Code Description	Amount
1. RAYTHEON COMPANY	\$3,007,066	Guided Missile Handling & Servicing Equip	\$921,310
2. GENERAL ELECTRIC COMPANY	1,445,600	Gas Turbines and Jet Engines, Acft & Comps	874,031
3. MASSACHUSETTS INST OF TECHNOLOGY	401,273	RDTE/Other Research & Development-Advanced	375,932
4. GTE CORPORATION	307,444	Miscellaneous Communication Equipment	136,806
5. MITRE CORPORATION	247,857	RDTE/Other Research & Development-Engr Dev	247,857
Total of Above	\$5,409,240	(78.0% of total awards over \$25,000)	

Prepared by: Washington Headquarters Services
 Directorate for Information
 Operations and Reports

MAP NO. 23

MICHIGAN



MICHIGAN

FISCAL YEAR 1991

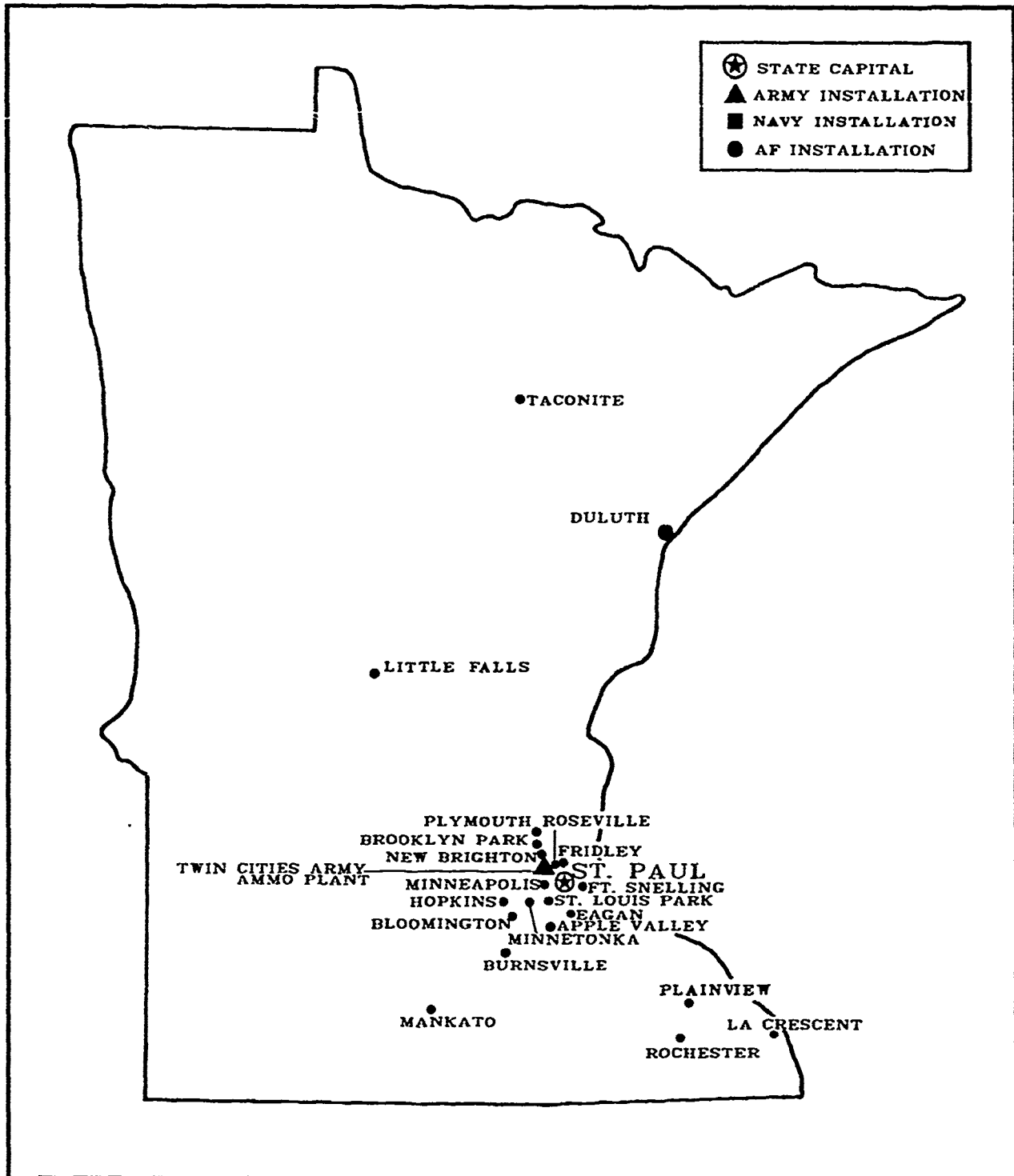
(DOLLARS IN THOUSANDS)

Personnel/Expenditures	Total	Army	Navy & Marine Corps	Air Force	Other Defense Activities		
I. Personnel - Total	68,323	39,197	11,524	15,708	1,894		
Active Duty Military	8,275	680	717	6,878	0		
Civilian	11,735	7,513	91	2,237	1,894		
Reserve & National Guard	48,313	31,004	10,716	6,593	0		
II. Expenditures - Total	\$2,263,694	\$1,256,092	\$243,128	\$577,435	\$187,039		
A. Payroll Outlays - Total	926,978	409,260	102,624	352,891	62,203		
Active Duty Military Pay	200,448	20,352	18,198	161,898	0		
Civilian Pay	387,701	239,861	2,437	83,200	62,203		
Reserve & National Guard Pay	102,880	63,866	20,326	18,688	0		
Retired Military Pay	235,949	85,181	61,663	89,105	0		
B. Prime Contracts Over \$25,000 Total	1,336,716	846,832	140,504	224,544	124,836		
Supply Contracts	826,699	478,201	112,977	129,311	106,210		
R&D Contracts	309,866	266,565	21,860	17,281	4,160		
Service Contracts	173,453	77,213	5,558	76,216	14,466		
Construction Contracts	6,736	4,891	109	1,736	0		
Civil Function Contracts	19,962	19,962	0	0	0		
Major Locations of Expenditures	Expenditures			Major Location of Personnel	Military and Civilian Personnel		
	Total	Payroll Outlays	Prime Contracts		Total	Active Duty Military	Civilian
Sterling Heights	\$316,424	\$2,635	\$313,789	Warren	5,505	6	5,499
Warren	292,717	196,415	96,302	K. I. Sawyer AFB	3,734	3,299	435
Troy	128,872	1,635	127,237	Wurtsmith AFB	3, '97	3,125	362
K. I. Sawyer AFB	112,182	88,618	23,564	Battle Creek	1,986	83	1,903
Wurtsmith AFB	93,211	82,348	10,863	Detroit	1,473	775	698
Selfridge AGB	92,846	80,026	12,820	Selfridge AGB	1,276	267	1,009
Detroit	84,685	48,899	35,786	Lansing	787	107	680
Battle Creek	81,309	66,928	14,381	Sault Ste. Marie	194	1	193
Grand Rapids	72,259	12,464	59,795	Grand Rapids	130	15	115
Muskegon	66,886	3,283	63,603	Grayling	114	0	114
Prime Contracts Over \$25,000 (Prior Three Years)	Total	Army	Navy & Marine Corps	Air Force	Other Defense Activities		
Fiscal Year 1990	\$1,359,695	\$873,464	\$135,161	\$250,220	\$101,050		
Fiscal Year 1989	1,265,931	558,095	177,206	402,308	128,321		
Fiscal Year 1988	1,270,454	533,563	247,653	330,981	158,257		
Top Five Contractors Receiving the Largest Dollar Volume of Prime Contract Awards in this State	Total Amount	Major Area of Work					
		FSC or Service Code Description	Amount				
1. GENERAL DYNAMICS CORPORATION	\$388,605	Combat Assault & Tactical Veh, Tracked	\$148,254				
2. WILLIAMS INTERNATIONAL CORP	68,203	Gas Turbines and Jet Eng, Ex Acft & Comps	37,296				
3. TELEDYNE INC	55,620	RDTE/Tank - Automotive-Engr Development	54,844				
4. ARMORED VEHICLE TECHNOLOGIES ASSO	53,182	PDTE/Tank - Automotive-Exploratory Develop	25,786				
5. AAR CORP	41,724	Maint & Repair of Eq/Aircraft Comps & Accy	16,733				
Total of Above	\$607,334	(45.4% of total awards over \$25,000)					

Prepared by: Washington Headquarters Services
Directorate for Information
Operations and Reports

MAP NO. 24

MINNESOTA



MINNESOTA

FISCAL YEAR 1991

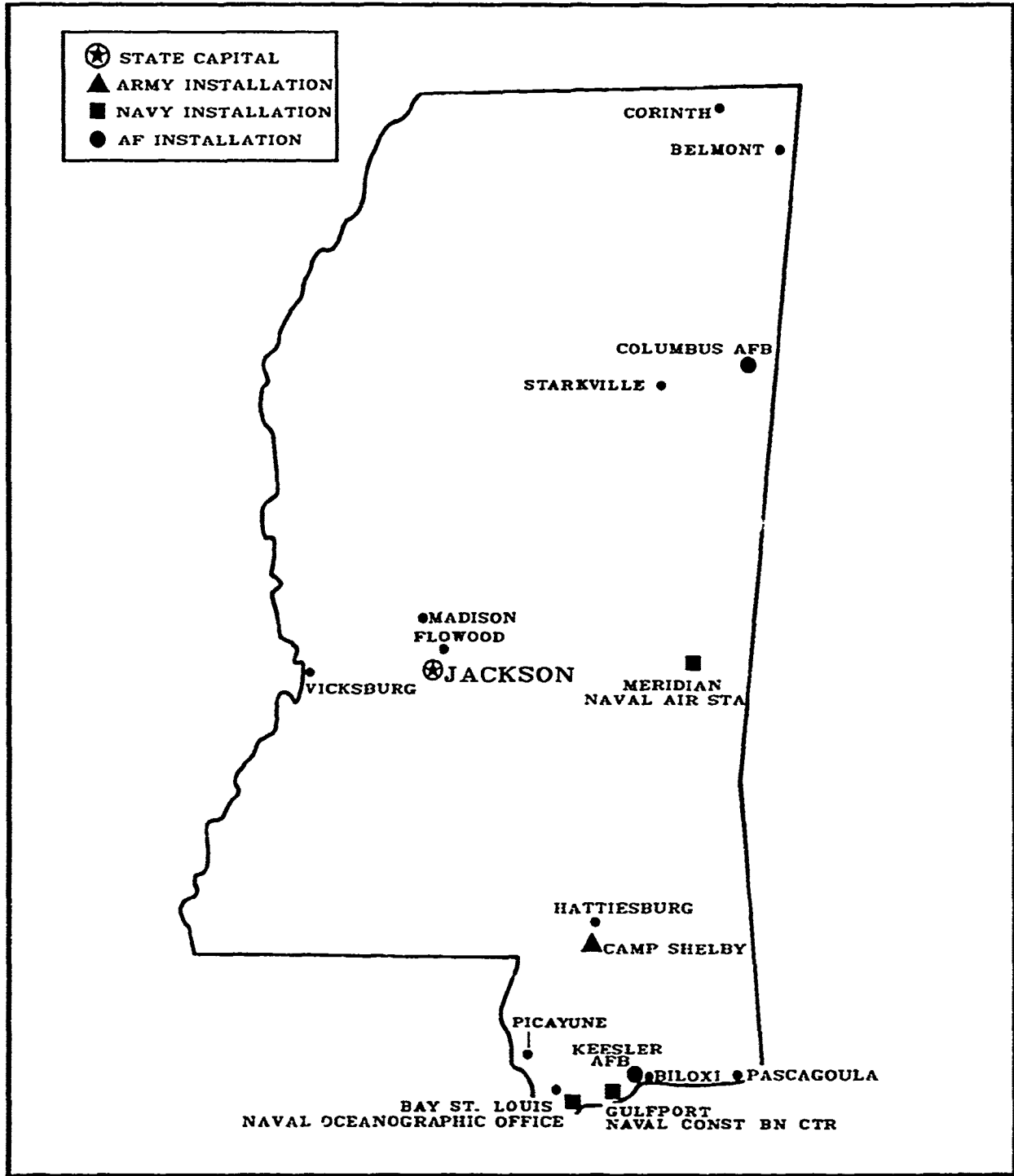
(DOLLARS IN THOUSANDS)

Personnel/Expenditures	Total	Army	Navy & Marine Corps	Air Force	Other Defense Activities		
I. Personnel - Total	39,095	26,845	5,593	6,130	527		
Active Duty Military	1,019	384	400	235	0		
Civilian	2,957	1,565	38	827	527		
Reserve & National Guard	35,119	24,896	5,155	5,068	0		
II. Expenditures - Total	\$2,142,974	\$1,026,772	\$634,167	\$272,448	\$209,587		
A. Payroll Outlays - Total	363,223	171,165	66,906	106,342	18,810		
Active Duty Military Pay	33,664	13,605	11,402	8,657	0		
Civilian Pay	90,210	43,694	1,084	26,622	18,810		
Reserve & National Guard Pay	96,801	64,014	12,347	20,440	0		
Retired Military Pay	142,548	49,852	42,073	50,623	0		
B. Prime Contracts Over \$25,000 Total	1,779,751	855,607	567,261	166,106	190,777		
Supply Contracts	1,320,831	648,384	430,021	86,965	155,461		
R&D Contracts	199,454	112,257	32,660	25,930	28,607		
Service Contracts	195,919	31,419	104,580	53,211	6,709		
Construction Contracts	13,078	13,078	0	0	0		
Civil Function Contracts	50,469	50,469	0	0	0		
Major Locations of Expenditures	Expenditures			Major Locations of Personnel	Military and Civilian Personnel		
	Total	Payroll Outlays	Prime Contracts		Total	Active Duty Military	Civilian
Minneapolis	\$450,497	\$66,378	\$384,119	Minneapolis	959	453	506
Brooklyn Park	365,433	1,996	363,437	St. Paul	918	38	880
St. Paul	345,812	53,312	292,500	Ft Snelling Mil Res	462	303	159
New Brighton	145,806	3,926	141,880	Duluth	439	114	325
Hopkins	123,027	3,428	119,599	Little Falls	334	0	334
Minnetonka	84,382	1,117	83,265	Bloomington	144	0	144
Twin Cities AAP	75,561	0	75,561	New Brighton	84	0	84
Duluth	54,873	42,564	12,309	Fridley	71	6	65
Plainview	44,692	45	44,647	Hopkins	26	6	20
Fridley	37,144	3,345	33,799	Rochester	23	14	9
Prime Contracts Over \$25,000 (Prior Three Years)	Total	Army	Navy & Marine Corps	Air Force	Other Defense Activities		
Fiscal Year 1990	\$1,749,205	\$718,946	\$815,239	\$123,010	\$92,010		
Fiscal Year 1989	1,773,974	690,127	877,043	106,058	100,746		
Fiscal Year 1988	2,082,759	827,829	983,383	152,895	118,652		
Top Five Contractors Receiving the Largest Dollar Volume of Prime Contract Awards in this State	Total Amount	Major Area of Work					
		FSC or Service Code Description	Amount				
1. ALLIANT TECHSYSTEMS INC	\$788,549	Annunition, 75 RA Through 125 RA	\$350,118				
2. UNISYS CORPORATION	256,444	Electronic Modules	137,984				
3. FMC CORPORATION	133,587	Guns, Over 125 RA Through 150 RA	50,115				
4. CONTROL DATA CORPORATION	107,567	Miscellaneous Communication Equipment	36,080				
5. HONEYWELL INC	99,310	Acft Maint & Repair Shop Specialized Equip	23,188				
Total of Above	\$1,385,457	(77.8% of total awards over \$25,000)					

Prepared by: Washington Headquarters Services
Directorate for Information
Operations and Reports

MAP NO. 25

MISSISSIPPI



MISSISSIPPI

FISCAL YEAR 1991

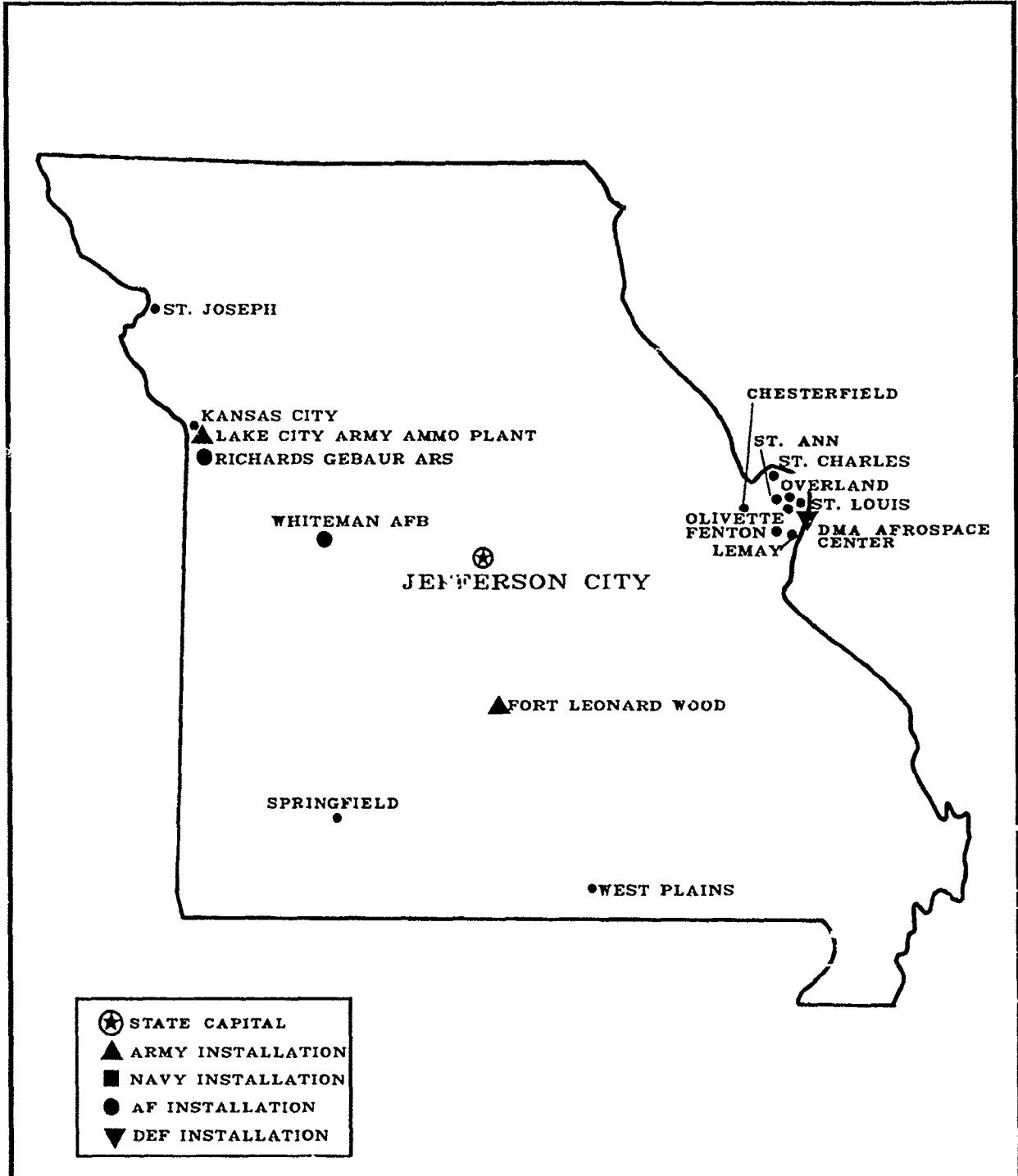
(DOLLARS IN THOUSANDS)

Personnel/Expenditures	Total	Army	Navy & Marine Corps	Air Force	Other Defense Activities		
1. Personnel - Total	51,053	25,167	8,560	17,130	195		
Active Duty Military	12,837	282	3,270	9,285	0		
Civilian	11,279	5,051	3,061	2,971	195		
Reserve & National Guard	26,937	19,834	2,229	4,874	0		
<hr/>							
II. Expenditures - Total	\$2,854,628	\$533,629	\$1,619,427	\$563,344	\$138,228		
A. Payroll Outlays - Total	1,062,286	286,575	314,455	454,363	6,893		
Active Duty Military Pay	379,854	10,353	139,693	229,808	0		
Civilian Pay	340,408	149,617	103,682	80,216	6,893		
Reserve & National Guard Pay	81,991	56,312	3,274	22,405	0		
Retired Military Pay	260,033	70,253	67,806	121,934	0		
B. Prime Contracts Over \$25,000 Total	1,792,342	247,054	1,304,972	108,981	131,335		
Supply Contracts	1,275,277	18,990	1,103,772	22,580	129,935		
R&D Contracts	11,314	2,161	8,595	557	0		
Service Contracts	359,871	104,722	168,054	85,685	1,400		
Construction Contracts	51,807	27,108	24,540	159	0		
Civil Function Contracts	94,073	94,073	0	0	0		
<hr/>							
Major Locations of Expenditures	Expenditures			Major Locations of Personnel	Military and Civilian Personnel		
	Total	Payroll Outlays	Prime Contracts		Total	Active Duty Military	Civilian
Pascagoula	\$1,041,803	\$36,113	\$1,005,690	Keesler AFB	9,491	7,388	2,103
Gulfport	389,602	131,533	258,069	Vicksburg	3,061	0	3,061
Biloxi	325,350	276,253	49,097	Meridian	2,764	2,102	662
Vicksburg	190,151	107,261	82,890	Columbus AFB	1,996	1,642	354
Jackson	101,654	40,582	61,072	Gulfport	1,965	1,034	932
Madison	95,236	1,221	94,015	Bay St. Louis	1,606	94	1,512
Meridian	86,774	79,563	7,211	Pascagoula	687	145	541
Columbus AFB	84,699	50,932	33,767	Jackson	534	250	274
Bay St. Louis	70,708	67,885	2,823	Camp Shelby	367	12	355
Columbus	28,281	12,412	15,869	Flowood	362	0	362
<hr/>							
Prime Contracts Over \$25,000 (Prior Three Years)	Total	Army	Navy & Marine Corps	Air Force	Other Defense Activities		
Fiscal Year 1990	\$1,429,048	\$129,894	\$1,090,309	\$95,692	\$52,753		
Fiscal Year 1989	1,234,558	312,473	825,628	66,200	30,257		
Fiscal Year 1988	2,421,981	228,045	1,947,349	83,497	163,090		
<hr/>							
Top Five Contractors Receiving the Largest Dollar Volume of Prime Contract Awards in this State	Total Amount	Major Area of Work					
		FSC or Service Code Description			Amount		
1. LITTON INDUSTRIES INC	\$990,088	Destroyers			\$835,547		
2. AVONDALE INDUSTRIES INC	122,450	Minelayers and Minesweepers			120,703		
3. BAYTHEON COMPANY	121,660	Maint & Repair of Eq/Aircraft Structural C			55,940		
4. TRINITY INDUSTRIES INC	111,214	Special Service Vessels			99,590		
5. BARRETT REFINING CORPORATION	35,239	Liquid Propellants & Fuel, Petroleum Base			35,239		
Total of Above	\$1,330,651	(77.0% of total awards over \$25,000)					

Prepared by: Washington Headquarters Services
Directorate for Information
Operations and Reports

MAP NO. 26

MISSOURI



Prepared By: Washington Headquarters Services
Directorate for Information
Operations and Reports

MISSOURI

FISCAL YEAR 1991

(DOLLARS IN THOUSANDS)

Personnel/Expenditures	Total	Army	Navy & Marine Corps	Air Force	Other Defense Activities
I. Personnel - Total	75,406	48,204	11,516	10,850	4,836
Active Duty Military	14,126	9,640	834	3,652	0
Civilian	18,655	11,980	472	1,367	4,836
Reserve & National Guard	42,625	26,584	10,210	5,831	0
II. Expenditures - Total	\$7,854,325	\$1,718,198	\$3,837,046	\$2,040,917	\$258,164
A. Payroll Outlays - Total	1,556,214	960,034	148,168	281,637	166,375
Active Duty Military Pay	406,643	290,626	27,960	88,057	0
Civilian Pay	627,312	401,569	17,839	41,529	166,375
Reserve & National Guard Pay	167,232	129,074	15,716	22,442	0
Retired Military Pay	355,027	138,765	86,653	129,609	0
B. Prime Contracts Over \$25,000 Total	6,298,111	758,164	3,688,878	1,759,280	91,789
Supply Contracts	4,159,209	149,727	2,614,058	1,329,044	76,380
R&D Contracts	613	40,621	197,853	98,539	2,600
Service Contracts	1,359	394,433	876,967	331,150	12,809
Construction Contracts	1,364	134,317	0	547	0
Civil Function Contracts	39,066	39,066	0	0	0

Major Locations of Expenditures	Expenditures			Major Locations of Personnel	Military and Civilian Personnel		
	Total	Payroll Outlays	Prime Contracts		Total	Active Duty Military	Civilian
St. Louis	\$5,869,393	\$446,755	\$5,422,638	Fort Leonard Wood	11,091	8,861	2,230
Fort Leonard Wood	421,667	354,570	67,097	St. Louis	10,461	934	9,527
Lake City AAP	263,578	0	263,578	Whiteman AFB	3,709	3,200	509
Whiteman AFB	190,353	89,890	100,463	Kansas City	2,316	574	1,742
Kansas City	187,918	100,798	87,120	Overland	1,813	1	1,812
St. Charles	111,563	8,761	102,802	Jefferson City	398	33	365
Chesterfield	44,158	3,029	41,129	Richards Gebaur ARS	376	2	374
Olivette	43,587	28,810	14,777	St. Ann	306	4	302
Springfield	40,351	34,080	6,271	Lemay	287	8	279
Fenton	34,154	1,005	33,149	St. Joseph	202	9	193

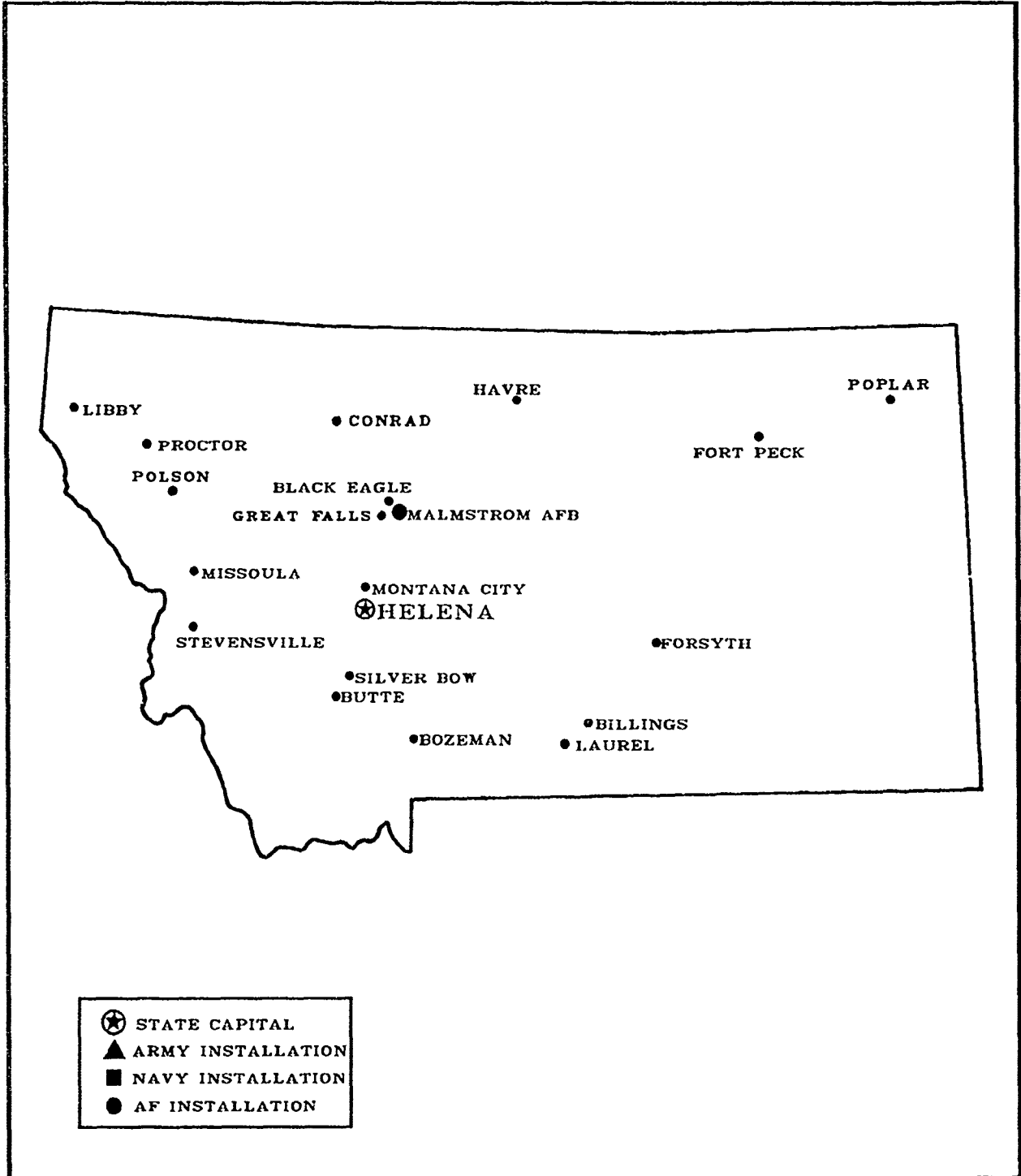
Prime Contracts Over \$25,000 (Prior Three Years)	Total	Army	Navy & Marine Corps	Air Force	Other Defense Activities
Fiscal Year 1990	\$6,063,901	\$613,419	\$3,179,000	\$2,178,204	\$93,278
Fiscal Year 1989	6,282,649	651,156	3,526,128	2,020,486	84,879
Fiscal Year 1988	5,506,801	767,216	3,172,860	1,474,520	92,205

Top Five Contractors Receiving the Largest Dollar Volume of Prime Contract Awards in this State	Total Amount	Major Area of Work	
		FSC or Service Code Description	Amount
1. MCDONNELL DOUGLAS CORPORATION	\$5,211,024	Aircraft Fixed Wing	\$2,677,998
2. OLIN CORP	186,205	Operation/Ammunition Facilities	165,287
3. ESCO ELECTRONICS CORPORATION	83,692	Radar Equipment, Airborne	22,396
4. DU PONT E I DE NEMOURS & CO	76,360	Operation/Ammunition Facilities	76,360
5. GENERAL DYNAMICS CORPORATION	55,808	Maint & Repair of Eq/Aircraft Structural C	52,223
Total of Above	\$5,613,089	(89.1% of total awards over \$25,000)	

Prepared by: Washington Headquarters Services
 Directorate for Information
 Operations and Reports

MAP NO. 27

MONTANA



MONTANA

FISCAL YEAR 1991

(DOLLARS IN THOUSANDS)

Personnel/Expenditures	Total	Army	Navy & Marine Corps	Air Force	Other Defense Activities
I. Personnel - Total	14,349	6,482	1,137	6,710	20
Active Duty Military	4,447	9	15	4,423	0
Civilian	1,243	391	2	830	20
Reserve & National Guard	8,659	6,082	1,120	1,457	0
II. Expenditures - Total	\$314,219	\$85,214	\$21,082	\$190,018	\$17,905
A. Payroll Outlays - Total	231,879	46,938	19,757	164,666	518
Active Duty Military Pay	99,753	302	466	98,985	0
Civilian Pay	37,840	11,618	66	25,638	518
Reserve & National Guard Pay	25,770	17,543	2,229	5,998	0
Retired Military Pay	68,516	17,475	16,956	34,045	0
B. Prime Contracts Over \$25,000 Total	82,340	38,276	1,325	25,352	17,387
Supply Contracts	28,707	9,573	1,146	745	17,243
R&D Contracts	126	93	33	0	0
Service Contracts	25,911	2,233	146	23,388	144
Construction Contracts	20,527	19,308	0	1,219	0
Civil Function Contracts	7,069	7,069	0	0	0

Major Locations of Expenditures	Expenditures			Major Locations of Personnel	Military and Civilian Personnel		
	Total	Payroll Outlays	Prime Contracts		Total	Active Duty Military	Civilian
Malmstrom AFB	\$155,292	\$110,543	\$44,749	Malmstrom AFB	4,690	4,178	512
Great Falls	42,751	34,232	8,519	Great Falls	361	56	305
Poplar	14,086	169	13,917	Helena	260	6	254
Helena	13,238	12,938	300	Forsyth	65	60	5
Billings	9,173	8,738	435	Havre	61	56	5
Fort Peck	7,969	1,603	6,366	Conrad	56	52	4
Polson	6,757	760	5,997	Fort Peck	56	0	56
Missoula	5,598	5,495	103	Libby	42	0	42
Montana City	5,177	5,137	40	Billings	23	12	11
Bozeman	4,378	3,872	506	Butte	16	12	4

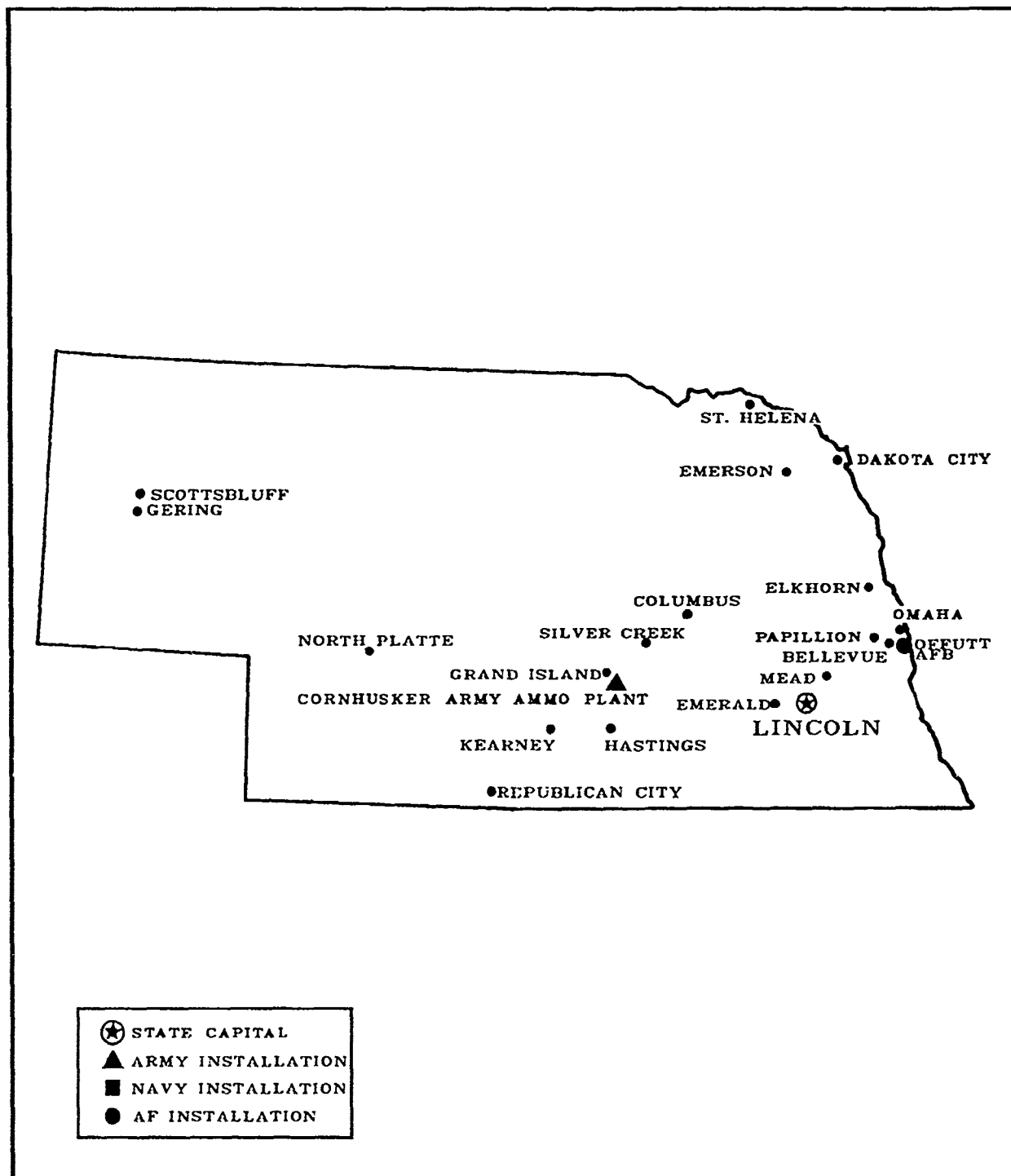
Prime Contracts Over \$25,000 (Prior Three Years)	Total	Army	Navy & Marine Corps	Air Force	Other Defense Activities
Fiscal Year 1990	\$68,824	\$25,341	\$823	\$19,705	\$22,955
Fiscal Year 1989	80,536	32,188	1,163	19,434	27,751
Fiscal Year 1988	80,113	52,132	1,560	17,494	8,927

Top Five Contractors Receiving the Largest Dollar Volume of Prime Contract Awards in this State	Total Amount	Major Area of Work	
		FSC or Service Code Description	Amount
1. MORGEN & OSWOOD CNSTR CO	\$16,339	Other Airfield Structures	\$16,339
2. A & S TRIBAL INDUSTRIES	13,710	Medical Sets, Kits and Outfits	8,847
3. HALOGEN SUPPLY CO INC	9,268	Liquid Propellants & Fuel, Petroleum Base	9,268
4. TECHNICAL & MGT SVCS CORP	5,997	Radar Equipment, Except Airborne	5,442
5. HURLEY J E CO INC	3,762	Maint/EFG - Other, Including Transmission	3,762
Total of Above	\$49,076	(59.6% of total awards over \$25,000)	

Prepared by: Washington Headquarters Services
 Directorate for Information
 Operations and Reports

MAP NO. 28

NEBRASKA



NEBRASKA

FISCAL YEAR 1991

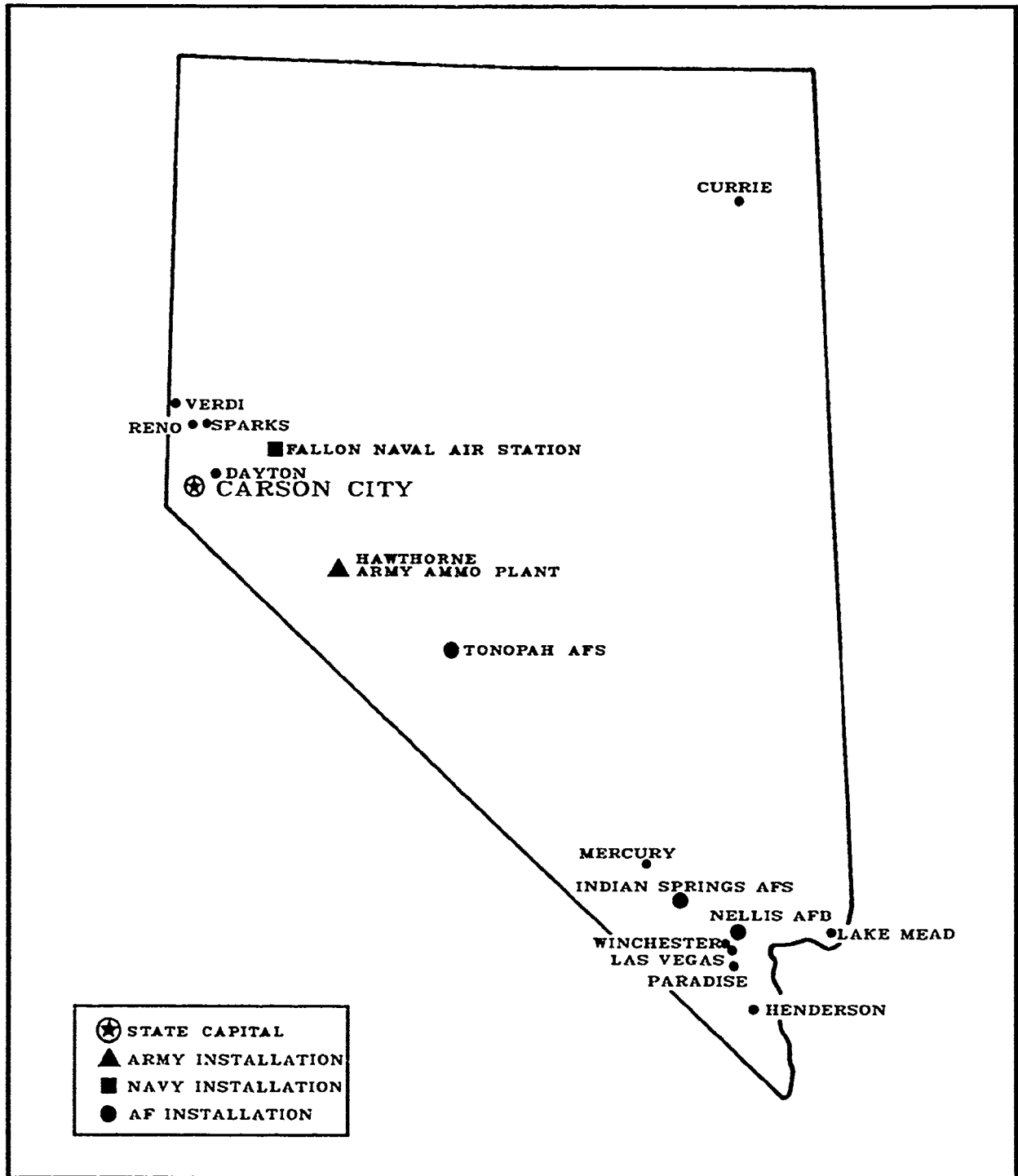
(DOLLARS IN THOUSANDS)

Personnel/Expenditures	Total	Army	Navy & Marine Corps	Air Force	Other Defense Activities		
I. Personnel - Total	30,496	11,428	2,444	16,589	35		
Active Duty Military	12,574	81	359	12,134	0		
Civilian	4,031	1,879	15	2,102	35		
Reserve & National Guard	13,891	9,468	2,070	2,353	0		
<hr/>							
II. Expenditures - Total	\$938,313	\$142,146	\$37,991	\$704,692	\$53,484		
A. Payroll Outlays - Total	685,293	112,320	34,601	536,968	1,404		
Active Duty Military Pay	379,118	3,900	10,415	364,803	0		
Civilian Pay	126,325	60,533	372	64,016	1,404		
Reserve & National Guard Pay	35,597	24,835	4,230	6,532	0		
Retired Military Pay	144,253	23,052	19,584	101,617	0		
B. Prime Contracts Over \$25,000 Total	253,020	29,826	3,390	167,724	52,080		
Supply Contracts	117,467	10,642	2,818	54,566	49,441		
R&D Contracts	13,016	84	76	12,856	0		
Service Contracts	112,801	9,704	496	99,962	2,639		
Construction Contracts	2,407	2,067	0	340	0		
Civil Function Contracts	7,329	7,329	0	0	0		
<hr/>							
Major Locations of Expenditures	Expenditures			Major Locations of Personnel	Military and Civilian Personnel		
	Total	Payroll Outlays	Prime Contracts		Total	Active Duty Military	Civilian
Offutt AFB	\$540,289	\$418,869	\$121,420	Offutt AFB	13,776	11,945	1,831
Omaha	154,556	118,256	36,300	Omaha	1,821	357	1,464
Bellevue	78,190	34,874	43,316	Lincoln	613	83	530
Lincoln	58,898	33,719	25,179	Elkhorn	64	59	5
Dakota City	6,549	42	6,507	Hastings	63	48	15
Hastings	6,454	3,086	3,368	St. Helena	63	0	63
Scottsbluff	5,450	1,388	4,062	Silver Creek	39	39	0
Republican City	3,352	423	2,929	Kearney	27	9	18
Kearney	2,912	2,883	29	Bellevue	23	23	0
Gering	2,754	592	2,162	Mead	20	0	20
<hr/>							
Prime Contracts Over \$25,000 (Prior Three Years)	Total	Army	Navy & Marine Corps	Air Force	Other Defense Activities		
Fiscal Year 1990	\$241,543	\$15,035	\$10,447	\$157,016	\$59,045		
Fiscal Year 1989	221,684	25,299	5,574	134,398	56,413		
Fiscal Year 1988	258,548	58,732	6,965	128,339	64,512		
<hr/>							
Top Five Contractors Receiving the Largest Dollar Volume of Prime Contract Awards in this State	Total Amount	Major Area of Work					
		FSC or Service Code Description	Amount				
1. GENERAL DYNAMICS CORPORATION	\$38,745	ADPE Configuration		\$23,297			
2. STERLING SOFTWARE INC	17,274	RDTE/Electronics & Communication Eq-Mgmt &		11,282			
3. FISHER FOOD LIMITED	14,811	Dairy Foods and Eggs		14,811			
4. AKSARBEN FOODS INC	13,978	Meat, Poultry and Fish		13,978			
5. GTE CORPORATION	9,568	Maint & Repair of Eq/ADP Equip & Supplies		9,568			
Total of Above	\$94,376	(37.3% of total awards over \$25,000)					

Prepared by: Washington Headquarters Services
 Directorate for Information
 Operations and Reports

MAP NO. 29

NEVADA



NEVADA

FISCAL YEAR 1991

(DOLLARS IN THOUSANDS)

Personnel/Expenditures	Total	Army	Navy & Marine Corps	Air Force	Other Defense Activities
I. Personnel - Total	18,931	4,081	2,801	12,004	45
Active Duty Military	9,672	23	960	8,659	0
Civilian	1,924	220	337	1,322	45
Reserve & National Guard	7,365	3,838	1,504	2,023	0
II. Expenditures - Total	\$843,538	\$163,691	\$138,125	\$526,040	\$15,682
A. Payroll Outlays - Total	593,940	63,560	100,648	428,122	1,610
Active Duty Military Pay	267,673	931	22,958	243,774	0
Civilian Pay	56,182	6,334	9,310	38,928	1,610
Reserve & National Guard Pay	17,399	9,153	2,277	5,974	0
Retired Military Pay	252,686	47,142	66,098	139,446	0
B. Prime Contracts Over \$25,000 Total	249,598	100,131	37,477	97,918	14,072
Supply Contracts	10,896	709	3,281	10,753	2,715
R&D Contracts	16,564	508	3,970	932	11,154
Service Contracts	152,413	37,512	31,330	83,368	203
Construction Contracts	68,241	59,918	5,458	2,865	0
Civil Function Contracts	1,484	1,484	0	0	0

Major Locations of Expenditures	Expenditures			Major Locations of Personnel	Military and Civilian Personnel		
	Total	Payroll Outlays	Prime Contracts		Total	Active Duty Military	Civilian
Nellis AFB	\$399,989	\$258,314	\$141,675	Nellis AFB	7,085	6,085	1,000
Las Vegas	129,060	121,236	7,824	Tonopah AFS	2,323	2,323	0
Fallon	69,065	36,641	33,024	Fallon	1,220	919	301
Hawthorne AAP	34,448	0	34,448	Reno	370	79	291
Reno	26,166	32,927	6,761	Las Vegas	278	195	82
Carson City	16,382	15,518	864	Carson City	131	5	126
Henderson	14,788	14,759	29	Indian Springs	46	0	46
Mercury	11,893	1,642	10,251	Hawthorne	39	4	35
Sparks	11,415	8,391	3,024	Mercury	31	13	18
Verdi	11,224	202	11,022	Henderson	14	0	14

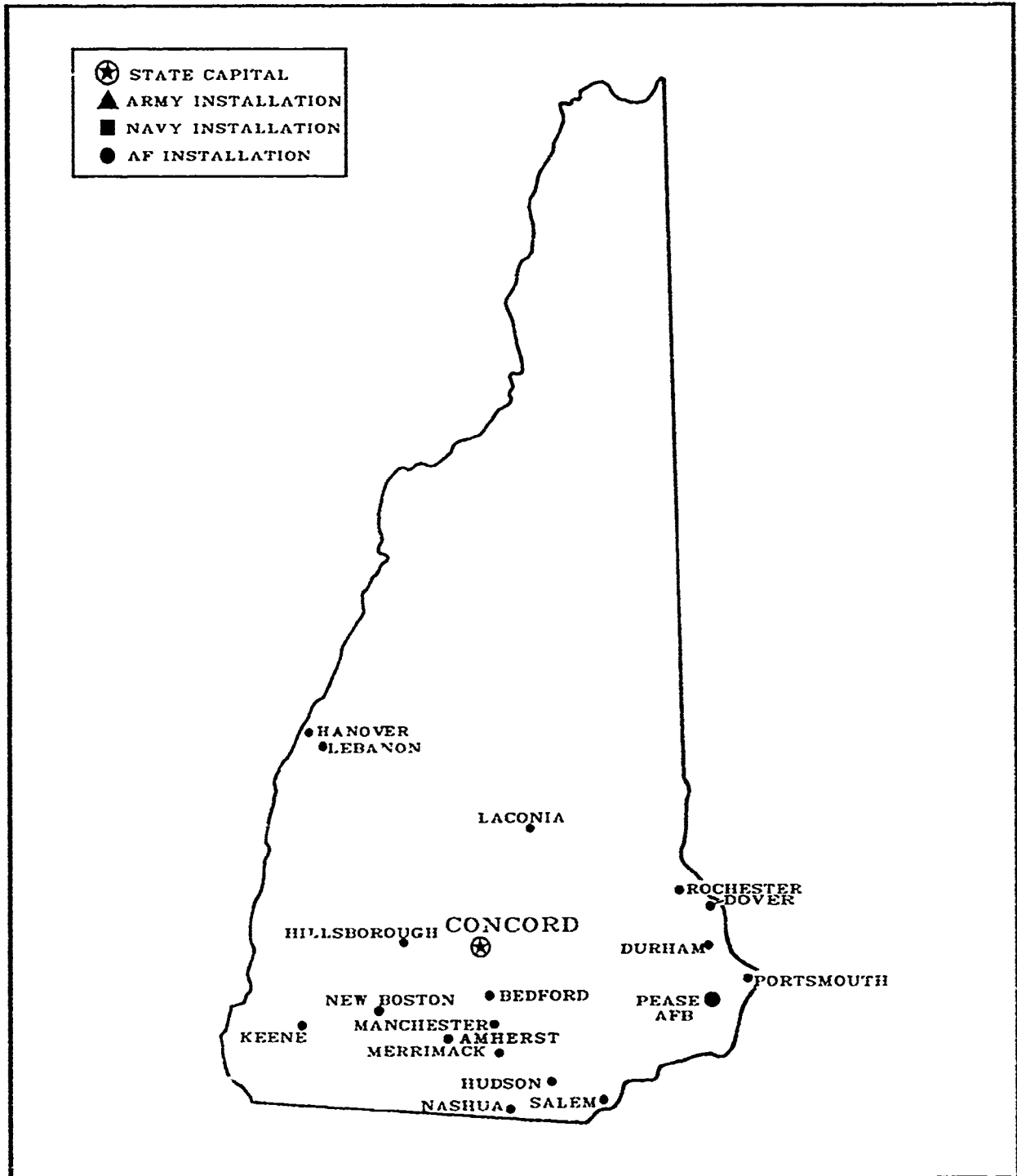
Prime Contracts Over \$25,000 (Prior Three Years)	Total	Army	Navy & Marine Corps	Air Force	Other Defense Activities
Fiscal Year 1990	\$182,713	\$55,906	\$19,987	\$98,282	\$7,538
Fiscal Year 1989	230,148	61,521	58,716	119,627	9,716
Fiscal Year 1988	206,732	50,292	42,661	100,665	13,114

Top Five Contractors Receiving the Largest Dollar Volume of Prime Contract Awards in this State	Total Amount	Major Area of Work	
		FSC or Service Code Description	Amount
1. MORTENSON M A COMPANIES	\$54,871	Other Hospital Buildings	\$54,839
2. LORAL CORPORATION	41,762	Operation/Electronic & Communication Facil	41,389
3. DAY & ZIMMERMANN/BASIL CORP JV	34,372	Operation/Ammunition Facilities	34,372
4. SIERRA NEVADA CORPORATION	12,663	Miscellaneous Communication Equipment	9,828
5. LOCKHEED CORPORATION	11,877	RITE/Other Defense-Exploratory Development	9,128
Total of Above	\$155,545	(62.3% of total awards over \$25,000)	

Prepared by: Washington Headquarters Services
 Directorate for Information
 Operations and Reports

MAP NO. 30

NEW HAMPSHIRE



NEW HAMPSHIRE

FISCAL YEAR 1991

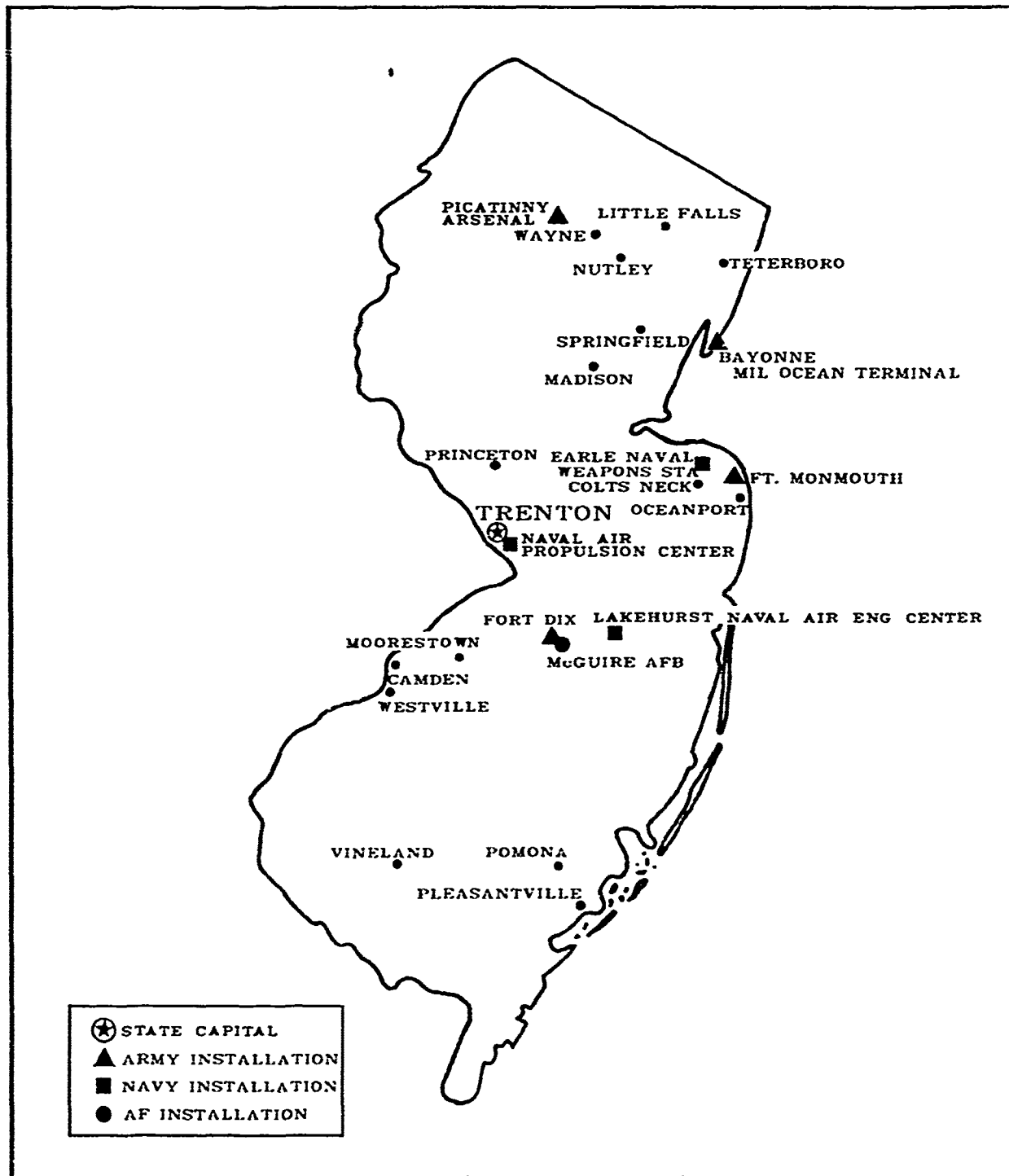
(DOLLARS IN THOUSANDS)

Personnel/Expenditures	Total	Army	Navy & Marine Corps	Air Force	Other Defense Activities		
I. Personnel - Total	9,558	5,785	1,602	1,998	173		
Active Duty Military	320	18	148	154	0		
Civilian	1,376	561	315	327	173		
Reserve & National Guard	7,862	5,206	1,139	1,517	0		
<hr style="border-top: 1px dashed black;"/>							
II. Expenditures - Total	\$645,616	\$159,264	\$262,069	\$204,520	\$19,763		
A. Payroll Outlays - Total	218,559	68,216	55,714	88,138	6,491		
Active Duty Military Pay	23,453	858	9,724	12,871	0		
Civilian Pay	50,907	18,419	13,707	12,290	6,491		
Reserve & National Guard Pay	20,200	13,148	929	6,123	0		
Retired Military Pay	123,999	35,791	31,354	56,854	0		
B. Prime Contracts Over \$25,000 Total	427,057	91,048	206,355	116,382	13,272		
Supply Contracts	262,479	65,669	103,168	81,565	12,077		
R&D Contracts	83,023	14,957	46,840	21,079	147		
Service Contracts	78,666	7,568	56,347	13,703	1,048		
Construction Contracts	1,669	1,634	0	35	0		
Civil Function Contracts	1,220	1,220	0	0	0		
<hr style="border-top: 1px dashed black;"/>							
Major Locations of Expenditures	Expenditures			Major Locations of Personnel	Military and Civilian Personnel		
	Total	Payroll Outlays	Prime Contracts		Total	Active Duty Military	Civilian
Nashua	\$233,301	\$15,260	\$218,041	Portsmouth	488	154	334
Manchester	58,233	8,229	50,004	Pease AFB	346	86	260
Pease AFB	47,551	33,184	14,367	Hanover	290	8	282
Merrinack	45,529	0	45,529	Concord	160	3	157
Portsmouth	41,873	27,954	13,919	Nashua	98	3	95
Hudson	31,534	3,664	27,870	New Boston	92	25	67
Hanover	14,048	12,840	1,208	Manchester	90	19	71
Laconia	10,258	2,549	7,709	Hudson	16	0	16
Salem	9,466	1,555	7,911	Keene	14	0	14
Rochester	7,189	5,472	1,717	East Merrinack	11	0	11
<hr style="border-top: 1px dashed black;"/>							
Prime Contracts Over \$25,000 (Prior Three Years)	Total	Army	Navy & Marine Corps	Air Force	Other Defense Activities		
Fiscal Year 1990	\$399,956	\$99,664	\$140,689	\$111,199	\$39,404		
Fiscal Year 1989	477,798	146,058	178,912	140,942	11,886		
Fiscal Year 1988	480,822	55,198	279,953	131,656	14,015		
<hr style="border-top: 1px dashed black;"/>							
Top Five Contractors Receiving the Largest Dollar Volume of Prime Contract Awards in this State	Total Amount	Major Area of Work					
		FSC or Service Code Description	Amount				
1. LOCKHEED CORPORATION	\$254,771	Electrical & Elct Meas & Test Instruments	\$35,718				
2. SEQUA CORPORATION	42,388	Flight Instruments	11,918				
3. RAYTHEON COMPANY	18,954	Guided Missile Components	14,004				
4. DIGITAL EQUIPMENT CORPORATION	10,560	ADPE Configuration	6,597				
5. NMB USA INC	9,275	Miscellaneous Power Transmission Equip	3,428				
Total of Above	\$333,948	(78.2% of all awards over \$25,000)					

Prepared by: Washington Headquarters Services
Directorate for Information
Operations and Reports

MAP NO. 31

NEW JERSEY



NEW JERSEY

FISCAL YEAR 1991

(DOLLARS IN THOUSANDS)

Personnel/Expenditures	Total	Army	Navy & Marine Corps	Air Force	Other Defense Activities
I. Personnel - Total	73,132	44,385	13,260	14,192	1,295
Active Duty Military	11,343	5,354	1,375	4,614	0
Civilian	25,753	15,973	6,467	2,018	1,295
Reserve & National Guard	36,036	23,058	5,418	7,560	0
II. Expenditures - Total	\$5,126,734	\$1,665,771	\$2,066,402	\$829,565	\$564,996
A. Payroll Outlays - Total	1,633,871	935,620	371,221	280,380	46,650
Active Duty Military Pay	356,671	156,456	82,427	117,788	0
Civilian Pay	847,050	537,798	205,117	57,485	46,650
Reserve & National Guard Pay	143,175	100,922	6,043	36,210	0
Retired Military Pay	286,975	140,444	77,634	68,897	0
B. Prime Contracts Over \$25,000 Total	3,492,863	730,151	1,695,181	549,185	518,346
Supply Contracts	1,583,617	222,302	644,258	227,349	489,708
R&D Contracts	601,109	95,231	242,842	248,149	15,087
Service Contracts	1,235,174	356,944	790,992	73,687	13,551
Construction Contracts	32,054	14,765	17,289	0	0
Civil Function Contracts	40,909	40,909	0	0	0

Major Locations of Expenditures	Expenditures			Major Locations of Personnel	Military and Civilian Personnel		
	Total	Payroll Outlays	Prime Contracts		Total	Active Duty Military	Civilian
Moorestown	\$709,887	\$7,083	\$702,804	Fort Monmouth	9,556	1,977	7,579
Oceanport	509,306	357,680	151,626	McGuire AFB	6,151	4,238	1,713
Wayne	266,665	0	266,665	Picatinny Arsenal	5,085	120	4,965
Madison	265,510	296	265,214	Fort Dix	4,773	3,056	1,717
McGuire AFB	223,911	190,055	33,856	Bayonne	3,568	123	3,445
Princeton	222,718	2,519	220,199	Lakehurst	2,753	453	2,300
Fort Dix	218,475	185,498	32,977	Colts Neck	1,291	460	831
Picatinny Arsenal	185,227	143,122	42,105	Trenton	895	23	872
Westville	123,650	414	123,236	Pleasantville	287	0	287
Lakehurst	115,081	98,116	16,965	Springfield	239	4	235

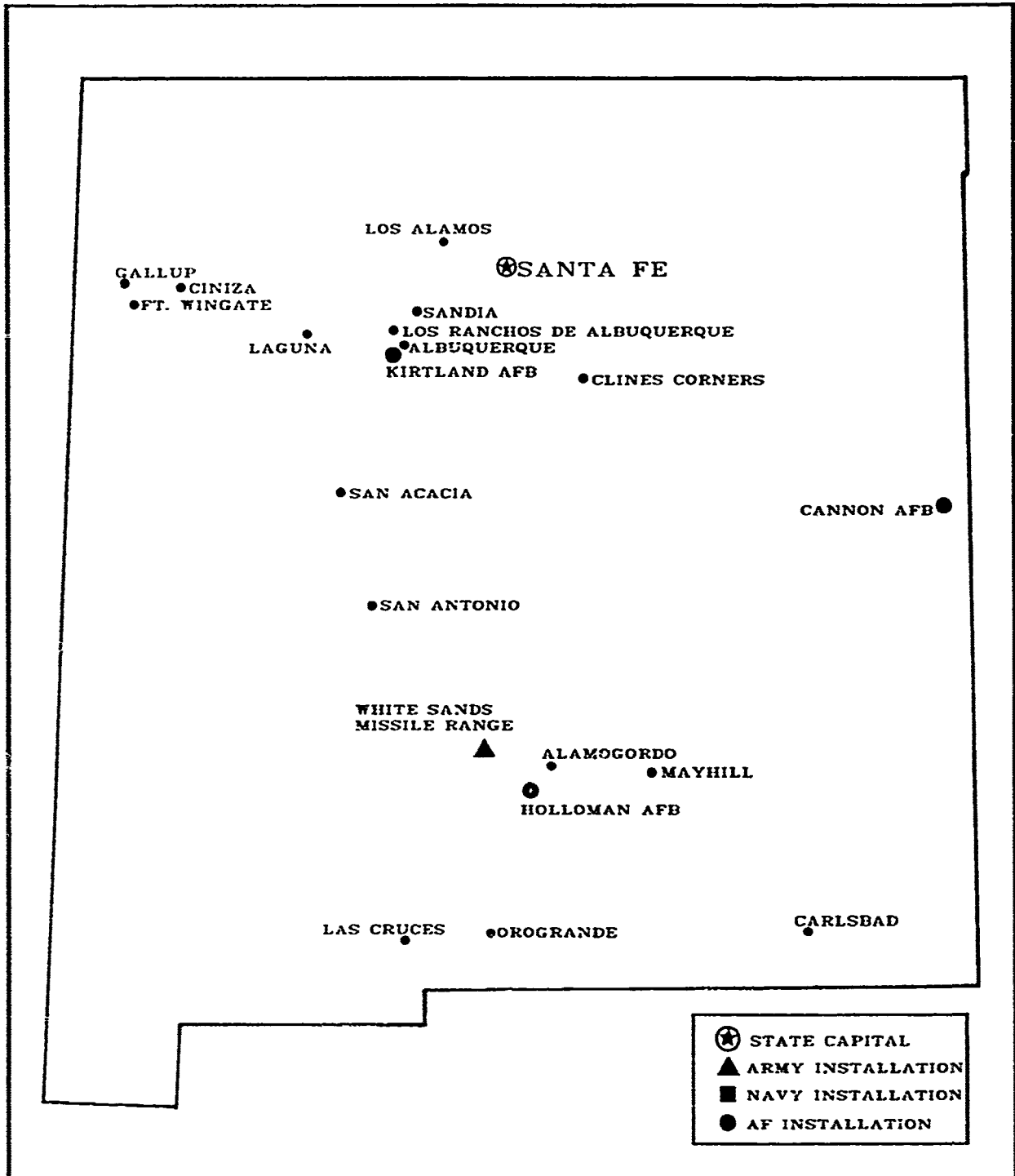
Prime Contracts Over \$25,000 (Prior Three Years)	Total	Army	Navy & Marine Corps	Air Force	Other Defense Activities
Fiscal Year 1990	\$3,668,838	\$791,908	\$1,844,720	\$588,608	\$443,602
Fiscal Year 1989	3,393,371	769,360	1,559,762	726,890	337,858
Fiscal Year 1988	3,359,094	722,150	1,761,057	581,545	316,042

Top Five Contractors Receiving the Largest Dollar Volume of Prime Contract Awards in this State	Total Amount	Major Area of Work	
		FSC or Service Code Description	Amount
1. GENERAL ELECTRIC COMPANY	\$971,327	Miscellaneous Weapons	\$330,957
2. ASTRONAUTICS CORP OF AMERICA	181,546	RDTE/Electronics & Communication Eq-Op Sys	68,088
3. GENERAL DYNAMICS CORPORATION	132,099	Marine Charter For Things	129,242
4. COASTAL CORPORATION	122,763	Fuel Oils	122,763
5. IIT CORPORATION	111,508	Radar Equipment, Airborne	43,174
Total of Above	\$1,519,243	(43.5% of total awards over \$25,000)	

Prepared by: Washington Headquarters Services
 Directorate for Information
 Operations and Reports

MAP NO. 32

NEW MEXICO



NEW MEXICO

FISCAL YEAR 1991

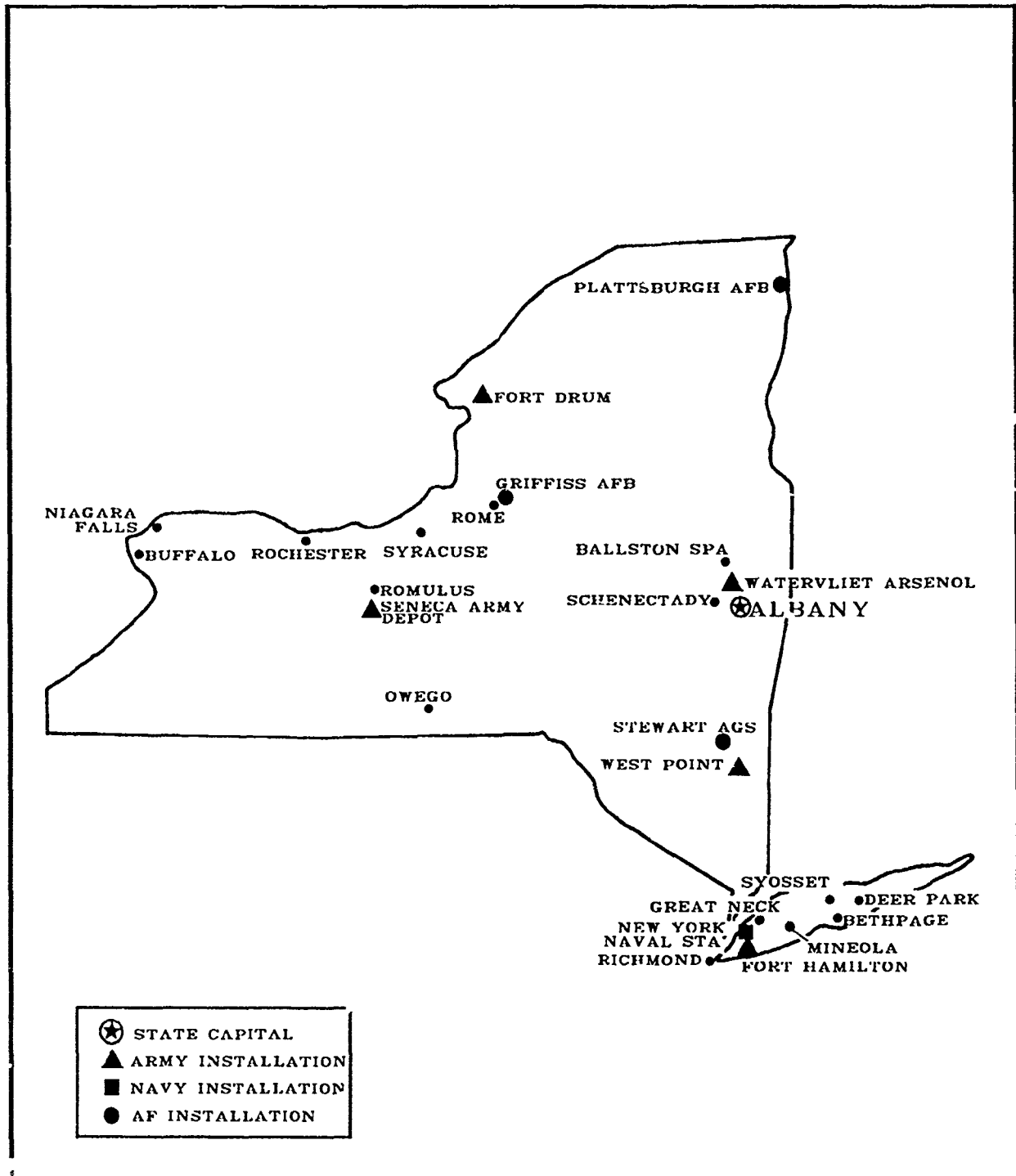
(DOLLARS IN THOUSANDS)

Personnel/Expenditures	Total	Army	Navy & Marine Corps	Air Force	Other Defense Activities		
I. Personnel - Total	36,865	14,142	2,455	19,728	540		
Active Duty Military	15,263	1,144	518	13,601	0		
Civilian	9,681	4,920	222	3,999	540		
Reserve & National Guard	11,921	8,078	1,715	2,128	0		
II. Expenditures - Total	\$1,680,465	\$598,872	\$99,447	\$882,910	\$59,236		
A. Payroll Outlays - Total	998,822	299,144	66,522	617,522	15,534		
Active Duty Military Pay	390,367	37,026	13,816	339,525	0		
Civilian Pay	311,468	156,246	7,752	121,856	15,634		
Reserve & National Guard Pay	36,459	27,533	3,051	5,875	0		
Retired Military Pay	260,508	68,339	41,903	150,266	0		
B. Prime Contracts Over \$25,000	681,643	299,728	32,925	265,388	83,602		
Total							
Supply Contracts	120,298	24,923	18,840	44,394	32,231		
R&D Contracts	184,133	67,349	9,163	87,524	20,097		
Service Contracts	243,884	87,459	4,743	129,408	31,274		
Construction Contracts	121,101	107,770	179	13,152	0		
Civil Function Contracts	12,227	12,227	0	0	0		
Major Locations of Expenditures	Expenditures			Military and Civilian Personnel			
	Total	Payroll Outlays	Prime Contracts	Major Locations of Personnel	Total	Active Duty Military	Civilian
Albuquerque	\$328,298	\$145,662	\$182,636	Kirtland AFB	6,844	4,473	2,371
White Sands Msl Rge	327,604	171,070	156,734	Holloman AFB	5,711	4,523	1,188
Kirtland AFB	298,036	201,976	96,060	Cannon AFB	5,006	4,528	478
Holloman AFB	233,392	147,683	85,709	White Sands Msl Rge	4,948	958	3,990
Cannon AFB	155,667	112,604	44,063	Albuquerque	1,519	454	1,065
Alamogordo	36,464	21,157	15,307	Santa Fe	239	27	212
Las Cruces	31,931	18,242	13,689	Sandia Base	94	94	0
Ciines Corners	23,196	0	23,196	Los Ranchos de Albuq	83	83	0
Santa Fe	23,172	22,092	1,090	Fort Wingate	81	0	81
Ciniza	19,355	0	19,355	Las Cruces	68	22	47
Prime Contracts Over \$25,000 (Prior Three Years)	Total	Army	Navy & Marine Corps	Air Force	Other Defense Activities		
Fiscal Year 1990	\$671,520	\$271,522	\$24,069	\$299,335	\$78,694		
Fiscal Year 1989	625,032	225,631	39,314	325,866	34,221		
Fiscal Year 1988	653,286	242,433	85,634	287,302	47,917		
Top Five Contractors Receiving the Largest Dollar Volume of Prime Contract Awards in this State	Total Amount	Major Area of Work					
		FSC or Service Code Description		Amount			
1. HONEYWELL INC	\$59,177	Drones		\$13,366			
2. HENSEL PHELPS CONSTRUCTION CO	57,200	Government-Owned Government-Operated R&D F		34,200			
3. DYNOCORP	52,028	Maint & Repair of Eq/Aircraft Structural C		19,156			
4. NEW MEXICO STATE OF	32,865	RDTE/Other Research & Development-Mgmt & S		5,584			
5. LO WEEED CORPORATION	24,005	RDTE/Other Research & Development-Op Sys D		11,279			
Total of Above	\$225,276	(33.0% of total awards over \$25,000)					

Prepared by: Washington Headquarters Services
 Directorate for Information
 Operations and Reports

MAP NO. 33

NEW YORK



NEW YORK

FISCAL YEAR 1991

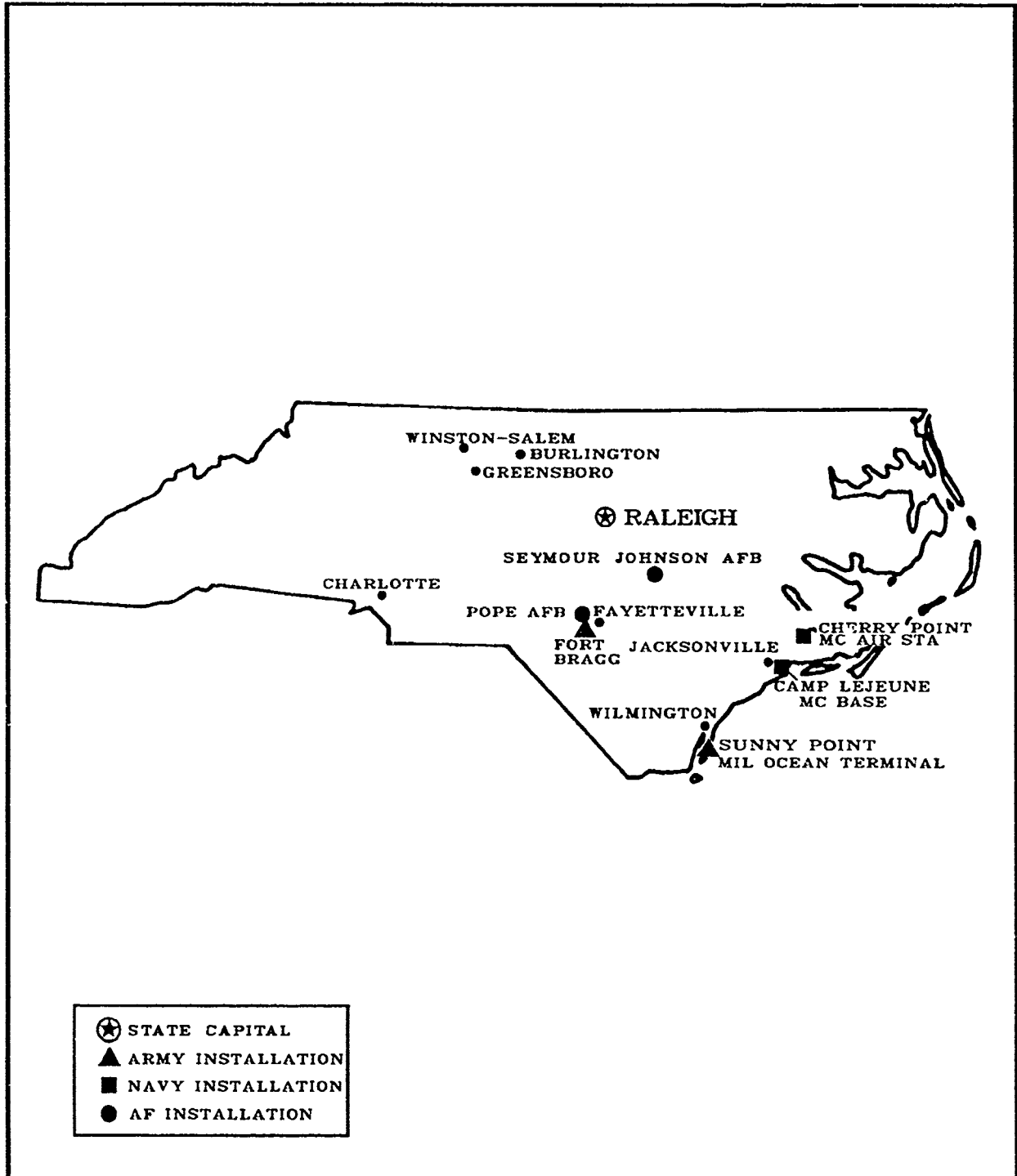
(DOLLARS IN THOUSANDS)

Personnel/Expenditures	Total	Army	Navy & Marine Corps	Air Force	Other Defense Activities		
I. Personnel - Total	130,227	82,531	21,492	23,846	2,358		
Active Duty Military	24,947	14,075	3,250	7,622	0		
Civilian	17,758	9,926	722	4,752	2,358		
Reserve & National Guard	87,522	58,530	17,520	11,472	0		
II Expenditures - Total	\$8,727,554	\$1,563,125	\$3,858,895	\$2,702,266	\$603,268		
A Payroll Outlays - Total	1,867,152	1,024,876	245,189	514,588	82,499		
Active Duty Military Pay	734,432	436,455	91,419	206,558	0		
Civilian Pay	567,595	317,107	23,559	144,430	82,499		
Reserve & National Guard Pay	203,181	126,250	34,756	42,175	0		
Retired Military Pay	361,944	145,064	95,455	121,425	0		
B. Prime Contracts Over \$25,000 Total	6,860,402	538,249	3,613,706	2,187,678	520,769		
Supply Contracts	3,672,720	243,071	2,309,599	705,675	414,385		
R&D Contracts	1,670,304	89,197	421,846	1,131,137	28,124		
Service Contracts	1,448,311	153,620	868,155	348,354	78,182		
Construction Contracts	41,985	25,279	14,116	2,512	78		
Civil Function Contracts	27,082	27,082	0	0	0		
Major Locations of Expenditures	Expenditures			Major Locations of Personnel	Military and Civilian Personnel		
	Total	Payroll Outlays	Prime Contracts		Total	Active Duty Military	Civilian
Bethpage	\$2,241,714	\$10,678	\$2,231,036	Fort Drum	12,883	10,810	2,073
New York	810,884	224,549	586,335	Griffiss AFB	6,736	4,162	2,574
Syracuse	675,370	22,313	653,057	West Point Mil Res	4,156	1,567	2,589
Great Neck	663,187	6,541	656,646	Plattsburgh AFB	3,078	2,636	442
Schenectady	262,984	18,708	244,276	Watervliet	2,172	6	2,166
Rome	255,468	200,832	54,636	Richmond	2,164	1,235	929
Greenlawn	209,113	708	208,415	Romulus	1,459	542	917
West Point Mil Res	174,411	138,090	36,321	Ballston Spa	1,178	1,178	0
Deer Park	165,779	4,094	161,685	Stewart AGS	798	277	521
Owego	162,494	3,128	159,366	Niagara Falls	771	79	692
Prime Contracts Over \$25,000 (Prior Three Years)	Total	Army	Navy & Marine Corps	Air Force	Other Defense Activities		
Fiscal Year 1990	\$6,834,639	\$580,239	\$4,287,720	\$1,351,020	\$615,660		
Fiscal Year 1989	6,552,164	490,551	4,218,918	1,371,295	471,400		
Fiscal Year 1988	7,705,717	830,062	4,884,639	1,453,527	537,489		
Top Five Contractors Receiving the Largest Dollar Volume of Prime Contract Awards in this State	Total Amount	Major Area of Work					
		FSC or Service Code Description	Amount				
1. GRUMMAN CORPORATION	\$2,266,124	Aircraft Fixed Wing	\$538,471				
2. GENERAL ELECTRIC COMPANY	1,132,236	Underwater Sound Equipment	668,723				
3. UNISYS CORPORATION	653,422	RDTE/Electronics & Communication Eq-Op Sys	394,271				
4. LORAL CORPORATION	230,569	Elct Countermeasures & Quick Reactior. Eq	139,205				
5. ESCO ELECTRONICS CORPORATION	212,811	Electron Tubes & Assoc Hardware	150,845				
Total of Above	\$4,495,162	(65.5% of total awards over \$25,000)					

Prepared by: Washington Headquarters Services
Directorate for Information
Operations and Reports

MAP NO. 34

NORTH CAROLINA



NORTH CAROLINA

FISCAL YEAR 1991

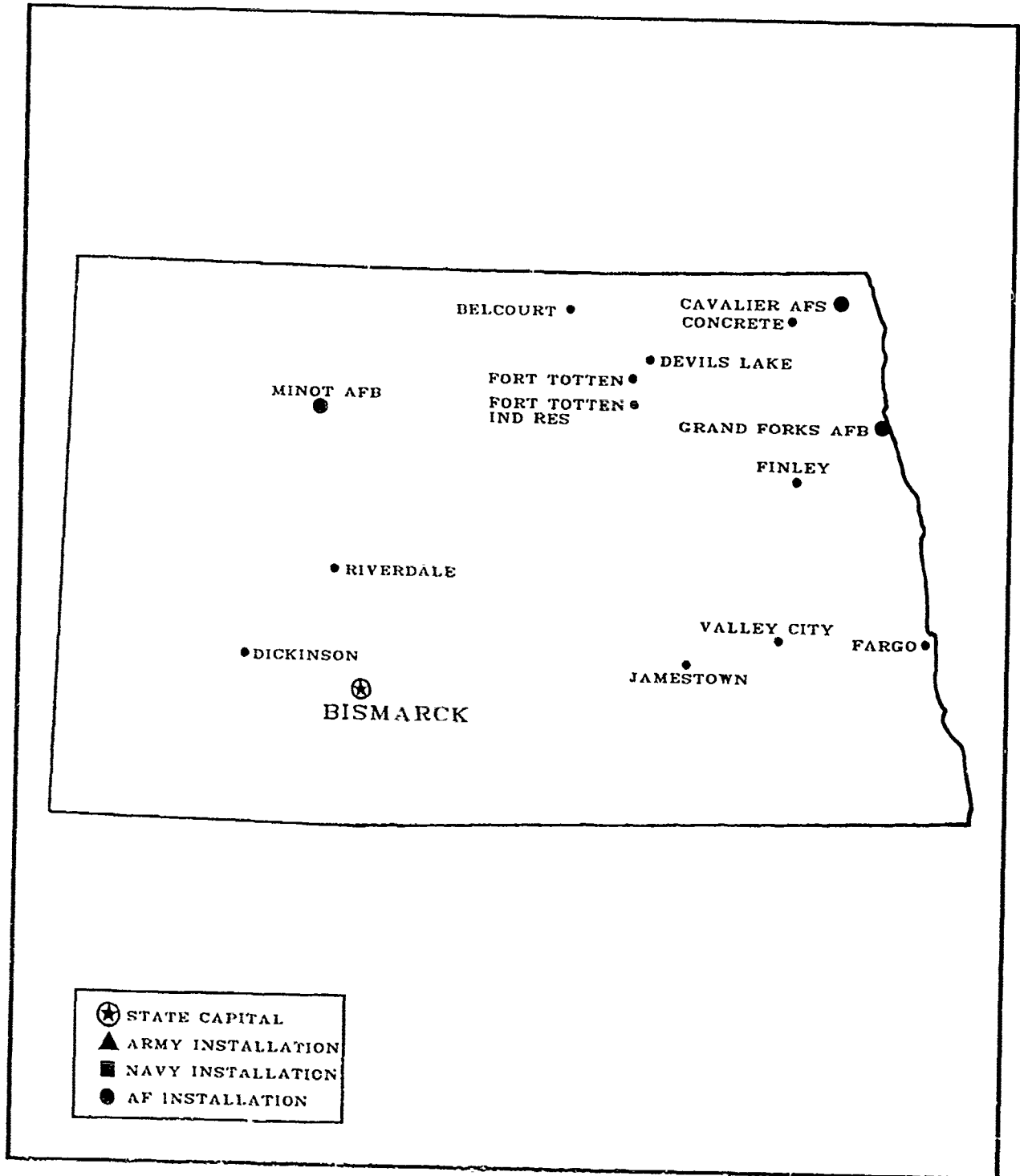
(DOLLARS IN THOUSANDS)

Personnel/Expenditures	Total	Army	Navy & Marine Corps	Air Force	Other Defense Activities	
I. Personnel - Total	158,791	80,064	62,270	15,048	1,409	
Active Duty Military	98,044	42,271	46,581	9,192	0	
Civilian	17,527	6,990	7,818	1,310	1,409	
Reserve & National Guard	43,220	30,803	7,871	4,546	0	
II. Expenditures - Total	\$5,334,802	\$2,504,713	\$1,888,999	\$697,262	\$243,828	
A. Payroll Outlays - Total	3,774,218	1,979,414	1,279,469	478,113	37,222	
Active Duty Military Pay	2,415,029	1,395,387	789,024	230,618	0	
Civilian Pay	492,649	184,500	236,077	34,850	37,222	
Reserve & National Guard Pay	112,700	83,190	14,734	14,776	0	
Retired Military Pay	753,840	316,337	239,634	197,869	0	
B. Prime Contracts Over \$25,000 Total	1,560,584	525,299	609,530	219,149	206,606	
Supply Contracts	649,518	172,659	98,006	180,863	197,990	
R&D Contracts	220,489	25,331	192,013	1,772	1,373	
Service Contracts	463,986	163,906	256,750	36,087	7,243	
Construction Contracts	197,175	133,987	62,761	427	0	
Civil Function Contracts	29,416	29,416	0	0	0	
Major Locations of Expenditures	Expenditures			Military and Civilian Personnel		
	Total	Payroll Outlays	Prime Contracts	Total	Active Duty Military	Civilian
Fort Bragg	\$1,887,168	\$1,664,226	\$222,942	47,610	41,914	5,696
Camp Lejeune	689,671	591,471	98,200	32,493	29,023	3,470
Greensboro	474,401	19,673	454,728	13,363	8,538	4,825
Cherry Point MCAS	386,328	319,828	66,500	8,659	8,505	154
Jacksonville	182,678	162,982	19,696	5,363	4,770	593
Seymour Johnson AFB	158,776	134,868	23,908	4,356	3,971	385
Fayetteville	147,813	138,973	8,840	962	559	403
Raleigh	121,414	43,566	77,848	476	131	345
Charlotte	99,278	56,655	42,623	432	31	401
Winston-Salem	85,493	6,797	78,696	355	0	355
Prime Contracts Over \$25,000 (Prior Three Years)	Total	Army	Navy & Marine Corps	Air Force	Other Defense Activities	
Fiscal Year 1990	\$1,214,932	\$343,803	\$500,663	\$180,514	\$189,952	
Fiscal Year 1989	1,103,742	296,565	450,877	151,920	204,380	
Fiscal Year 1988	1,241,399	308,798	602,509	129,201	200,891	
Top Five Contractors Receiving the Largest Dollar Volume of Prime Contract Awards in this State	Total Amount	Major Area of Work				
		FSC or Service Code Description	Amount			
1. AMERICAN TELEPHONE & TELG CO	\$454,779	RDTE/Electronics & Communication Eq-Engr D		\$129,232		
2. EXIDE ELECTRONICS GROUP INC	66,463	Converters, Electrical, Nonrotating		66,044		
3. D'AVO CORPORATION	45,319	Stevedoring		45,319		
4. RJR NABISCO HOLDINGS CORP	35,951	Tobacco Products		30,169		
5. BRAND NAME CONTRACTOR	31,029	Nonfood Items for Resale		16,176		
Total of Above	\$633,541	(40.6% of total awards over \$25,000)				

Prepared by: Washington Headquarters Services
Directorate for Information
Operations and Reports

MAP NO. 35

NORTH DAKOTA



NORTH DAKOTA

FISCAL YEAR 1991

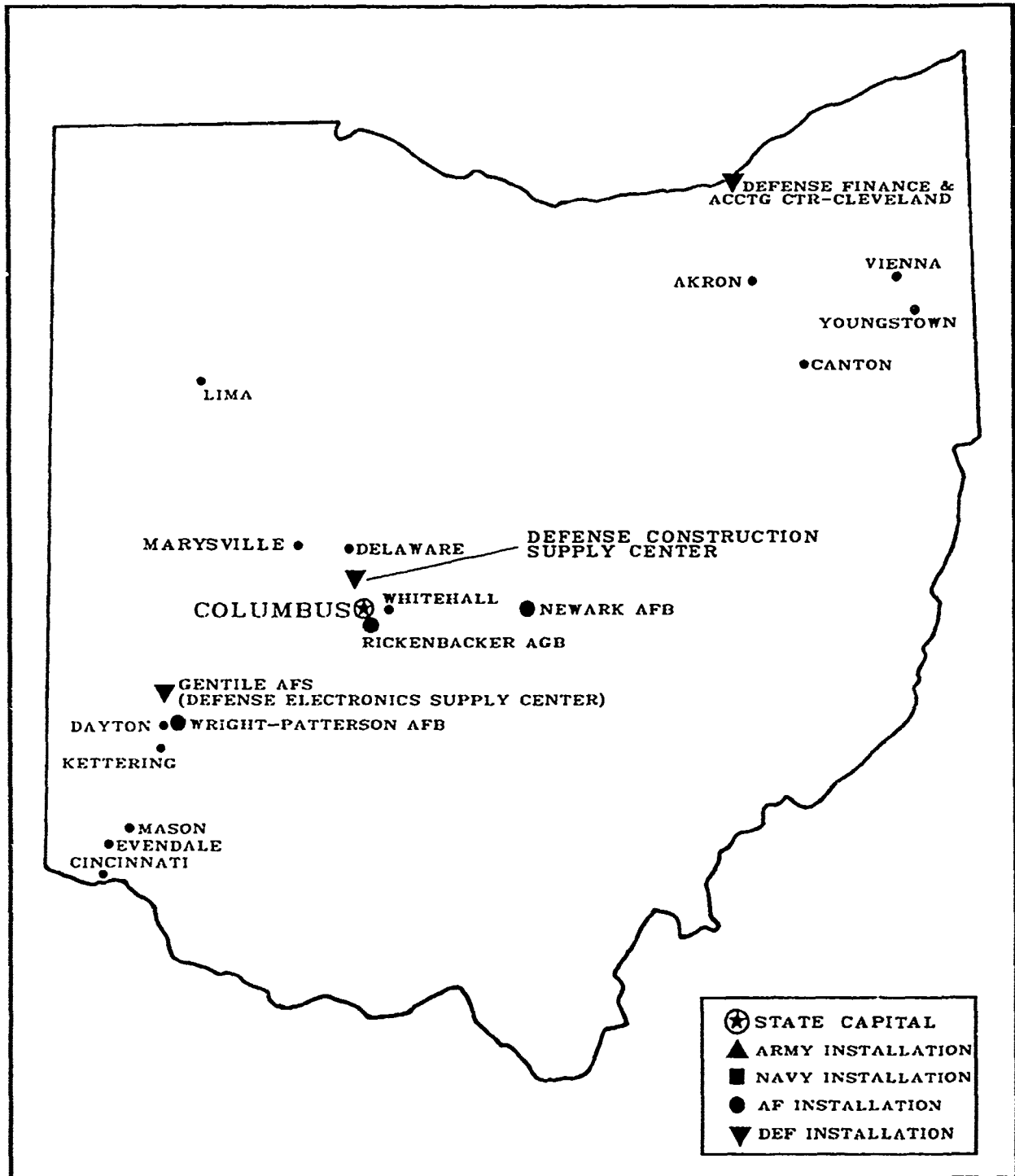
(DOLLARS IN THOUSANDS)

Personnel/Expenditures	Total	Army	Navy & Marine Corps	Air Force	Other Defense Activities		
I. Personnel - Total	19,861	6,297	601	12,930	33		
Active Duty Military	10,016	23	9	9,984	0		
Civilian	1,891	383	1	1,474	33		
Reserve & National Guard	7,954	5,891	591	1,472	0		
II. Expenditures - Total	\$480,569	\$121,153	\$9,012	\$339,585	\$10,819		
A. Payroll Outlays - Total	331,911	35,617	5,753	289,707	834		
Active Duty Military Pay	224,599	939	391	223,269	0		
Civilian Pay	52,860	10,187	52	41,787	834		
Reserve & National Guard Pay	24,570	17,215	1,428	6,027	0		
Retired Military Pay	29,782	7,276	3,882	18,624	0		
B. Prime Contracts Over \$25,000 Total	148,658	85,536	3,259	49,878	9,985		
Supply Contracts	65,978	51,775	3,259	1,367	9,577		
R&D Contracts	349	119	0	230	0		
Service Contracts	43,943	2,778	0	40,757	408		
Construction Contracts	18,939	11,415	0	7,524	0		
Civil Function Contracts	19,449	19,449	0	0	0		
Major Locations of Expenditures	Expenditures			Major Locations of Personnel	Military and Civilian Personnel		
	Total	Payroll Outlays	Prime Contracts		Total	Active Duty Military	Civilian
Grand Forks AFB	\$150,866	\$123,039	\$27,821	Minot Air Force Base	5,636	4,979	657
Minot Air Force Base	145,119	128,393	16,726	Grand Forks AFB	5,354	4,837	517
Fargo	39,753	25,079	14,674	Fargo	407	97	310
Belcourt	32,148	127	32,021	Bismarck	171	4	167
Fort Totten	25,392	78	25,314	Dickinson	68	63	5
Minot	14,964	7,697	7,267	Riverdale	66	0	66
Bismarck	14,396	14,127	269	Devils Lake	62	0	62
Grand Forks	10,530	8,221	2,309	Grand Forks	34	11	23
Cavalier	6,673	1,084	5,589	Cavalier	31	25	6
Jamestown	3,382	1,092	2,290	Valley City	24	0	24
Prime Contracts Over \$25,000 (Prior Three Years)	Total	Army	Navy & Marine Corps	Air Force	Other Defense Activities		
Fiscal Year 1990	\$99,259	\$41,470	\$4,497	\$49,849	\$3,443		
Fiscal Year 1989	121,814	55,373	7,112	42,027	17,302		
Fiscal Year 1988	117,297	62,388	2,172	41,398	11,339		
Top Five Contractors Receiving the Largest Dollar Volume of Prime Contract Awards in this State	Total Amount	Major Area of Work		Amount			
1. TURTLE MOUNTAIN INVESTMENT CO	\$32,021	Trailers		\$28,343			
2. DEVILS LAKE SIOUX TRIBE	14,396	Camouflage and Deception Equipment		14,198			
3. DAKOTA TRIBAL INDUSTRIES INC	10,918	Tents and Tarpaulins		5,194			
4. MATISON CONSTRUCTION COMPANY	7,112	Other Administrative & Service Buildings		7,112			
5. MINN KOTA EXCAVATING INC	5,032	All Other Non-Building Facilities		5,032			
Total of Above	\$69,479	(46.7% of total awards over \$25,000)					

Prepared by: Washington Headquarters Services
Directorate for Information
Operations and Reports

MAP NO. 36

OHIO



OHIO

FISCAL YEAR 1991

(DOLLARS IN THOUSANDS)

Personnel/Expenditures	Total	Army	Navy & Marine Corps	Air Force	Other Defense Activities
I. Personnel - Total	112,374	42,602	12,800	43,454	13,518
Active Duty Military	11,657	937	956	9,764	0
Civilian	35,378	1,981	224	19,655	13,518
Reserve & National Guard	65,339	39,684	11,620	14,035	0
II. Expenditures - Total	\$6,884,553	\$2,156,473	\$789,766	\$3,173,896	\$764,418
A. Payroll Outlays - Total	2,124,507	277,739	149,596	1,347,730	349,442
Active Duty Military Pay	392,714	26,464	26,158	340,092	0
Civilian Pay	1,167,190	55,755	15,972	746,021	349,442
Reserve & National Guard Pay	147,286	77,862	22,760	46,664	0
Retired Military Pay	417,317	117,658	84,706	214,953	0
B. Prime Contracts Over \$25,000 Total	4,760,046	1,878,734	640,170	1,826,166	414,976
Supply Contracts	3,552,725	1,733,573	510,606	981,399	327,147
R&D Contracts	684,866	47,829	94,652	495,734	46,651
Service Contracts	474,211	51,430	33,950	348,821	40,010
Construction Contracts	24,486	22,144	962	212	1,168
Civil Function Contracts	23,758	23,758	0	0	0

Major Locations of Expenditures	Expenditures			Major Locations of Personnel	Military and Civilian Personnel		
	Total	Payroll Outlays	Prime Contracts		Total	Active Duty Military	Civilian
Wright Patterson AFB	\$1,227,170	\$941,212	\$285,958	Wright Patterson AFB	25,024	8,981	16,043
Cincinnati	1,222,718	38,471	1,184,247	Columbus	4,703	417	4,286
Lima	916,036	6,597	909,439	Whitehall	4,203	100	4,103
Cleveland	474,928	94,390	380,538	Cleveland	2,919	512	2,407
Marysville	421,746	2,094	419,652	Kettering	2,543	0	2,543
Dayton	357,249	57,975	299,274	Newark	2,159	80	2,079
Columbus	341,945	142,747	199,202	Rickenbacker AGB	736	132	604
Akron	305,160	14,139	291,021	Cincinnati	676	220	456
Newark	119,546	77,452	42,094	Youngstown	397	26	371
Evendale	117,905	5,274	112,631	Dayton	383	203	180

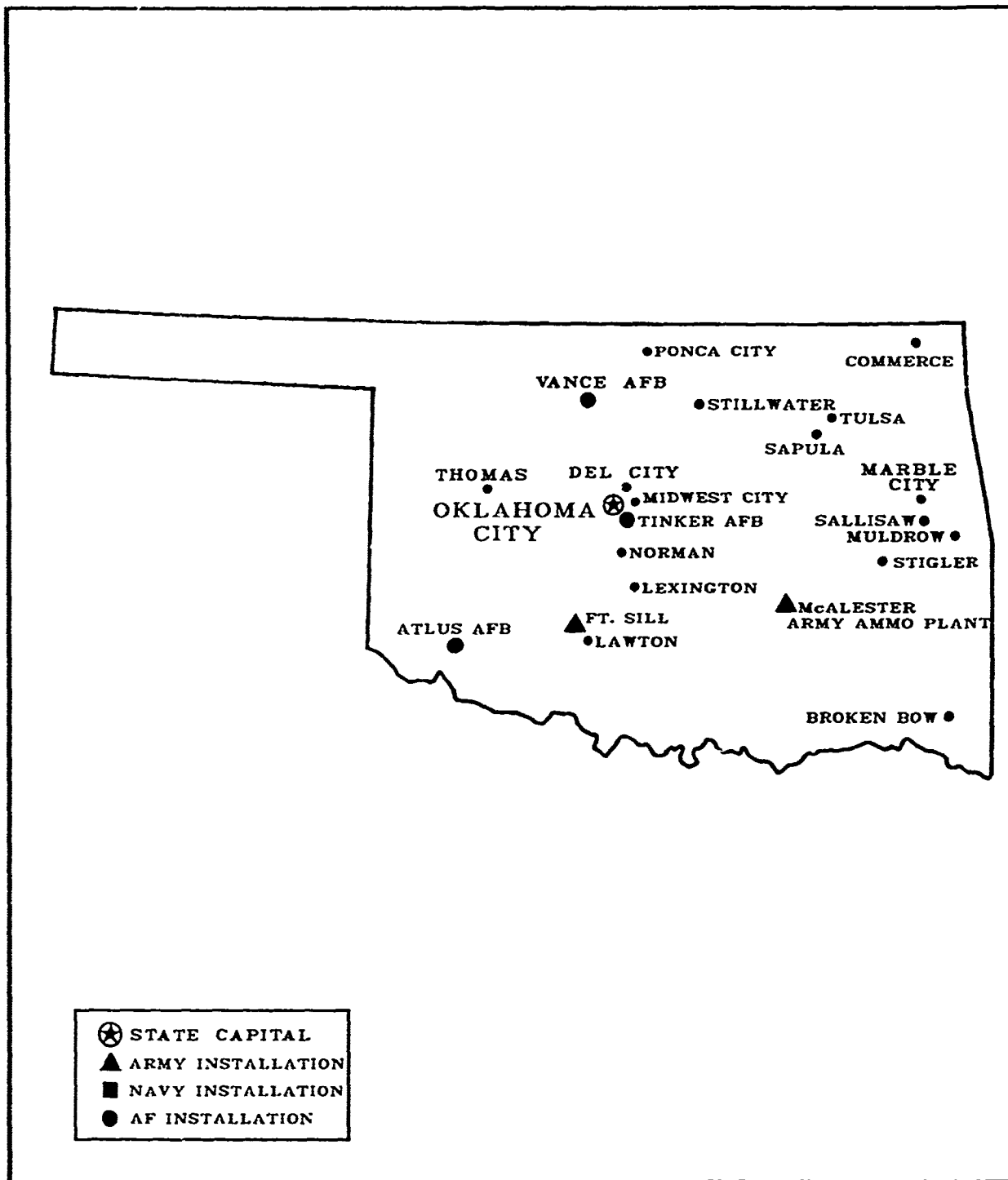
Prime Contracts Over \$25,000 (Prior Three Years)	Total	Army	Navy & Marine Corps	Air Force	Other Defense Activities
Fiscal Year 1990	\$4,382,858	\$847,612	\$655,450	\$2,551,925	\$327,871
Fiscal Year 1989	5,069,368	1,443,425	514,502	2,673,091	438,350
Fiscal Year 1988	5,060,402	1,654,739	457,567	2,642,249	305,847

Top Five Contractors Receiving the Largest Dollar Volume of Prime Contract Awards in this State	Total Amount	Major Area of Work	
		FSC or Service Code Description	Amount
1. GENERAL DYNAMICS CORPORATION	\$944,415	Combat Assault & Tactical Veh, Tracked	\$943,182
2. GENERAL ELECTRIC COMPANY	708,826	Gas Turbines and Jet Engines, Acft & Comps	363,112
3. HARSCO CORPORATION	418,758	Trucks and Truck Tractors, Wheeled	415,553
4. CFM INTERNATIONAL INC	316,499	Gas Turbines and Jet Engines, Acft & Comps	316,159
5. WESTINGHOUSE ELECTRIC CORP	288,429	Torpedo Explosive Components	134,011
Total of Above	\$2,576,927	(56.2% of total awards over \$25,000)	

Prepared by: Washington Headquarters Services
 Directorate for Information
 Operations and Reports

MAP NO. 37

OKLAHOMA



OKLAHOMA

FISCAL YEAR 1991

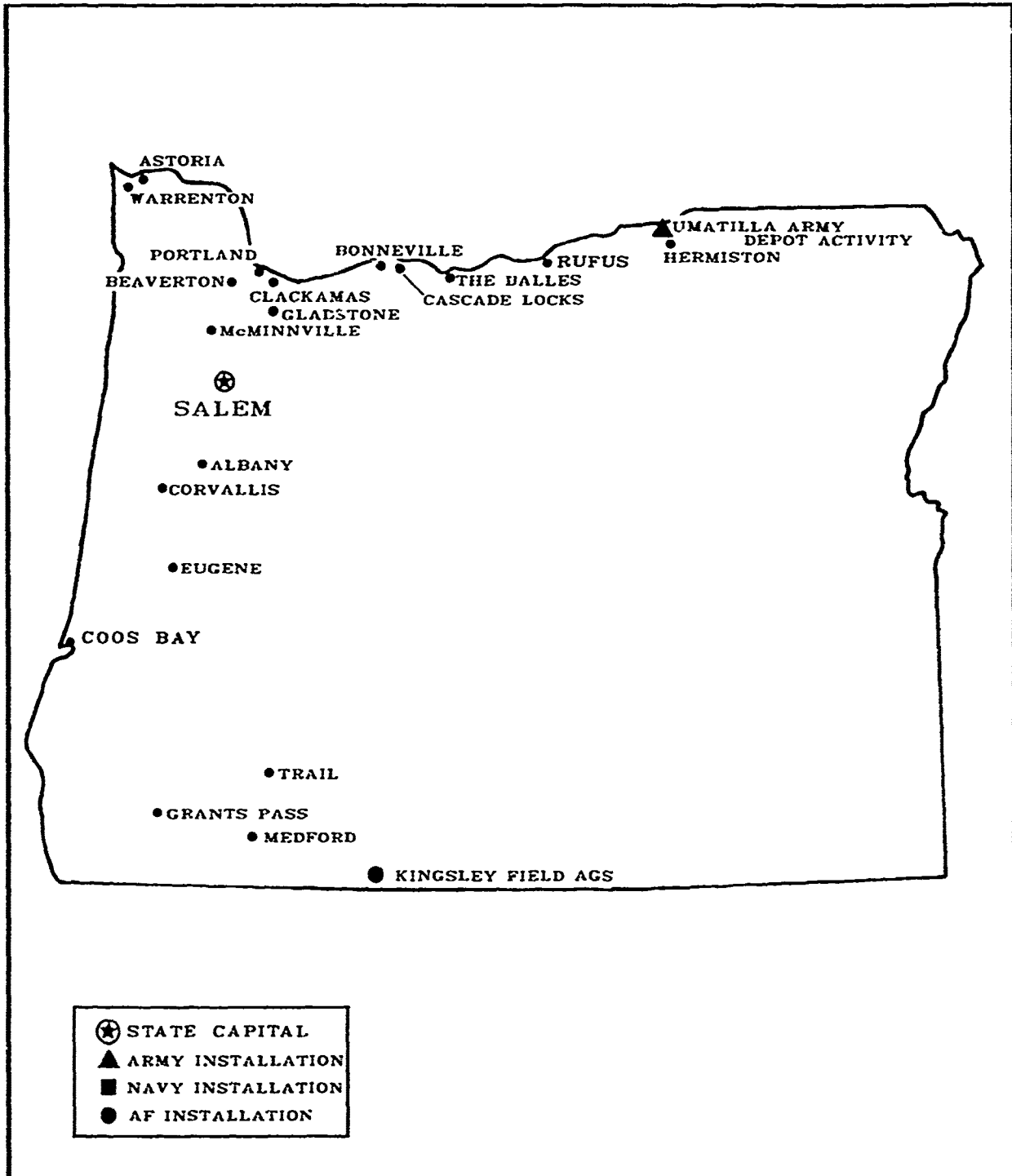
(DOLLARS IN THOUSANDS)

Personnel/Expenditures	Total	Army	Navy & Marine Corps	Air Force	Other Defense Activities		
I. Personnel - Total	76,072	39,729	3,466	32,679	198		
Active Duty Military	26,177	14,114	462	11,601	0		
Civilian	22,030	5,806	111	15,915	198		
Reserve & National Guard	27,865	19,809	2,893	5,163	0		
<hr/>							
II. Expenditures - Total	\$2,672,033	\$1,059,178	\$112,471	\$1,323,269	\$177,115		
A. Payroll Outlays - Total	1,893,052	827,040	73,549	986,793	5,670		
Active Duty Military Pay	737,820	418,614	10,943	308,263	0		
Civilian Pay	672,802	163,526	3,228	500,278	5,670		
Reserve & National Guard Pay	113,840	88,630	5,324	19,886	0		
Retired Military Pay	368,590	156,170	54,054	158,366	0		
B. Prime Contracts Over \$25,000 Total	778,981	232,138	38,922	336,476	171,445		
Supply Contracts	248,076	21,252	18,862	38,231	169,731		
R&D Contracts	24,892	8,033	2,626	13,533	700		
Service Contracts	419,957	119,101	17,434	282,408	1,014		
Construction Contracts	67,392	65,088	0	2,304	0		
Civil Function Contracts	18,664	18,664	0	0	0		
<hr/>							
Major Locations of Expenditures	Expenditures			Major Locations of Personnel	Military and Civilian Personnel		
	Total	Payroll Outlays	Prime Contracts		Total	Active Duty Military	Civilian
Oklahoma City	\$1,005,295	\$766,338	\$238,957	Tinker AFB	21,534	7,065	14,469
Fort Sill	619,979	537,696	82,283	Fort Sill	16,971	14,154	2,817
Tulsa	158,624	66,792	101,832	Altus Air Force Base	3,677	3,166	511
Altus	120,318	102,890	17,428	McAlester	1,363	13	1,350
Vance AFB	86,912	38,670	48,242	Vance AFB	1,289	1,174	115
Midwest City	82,490	3,090	79,400	Oklahoma City	1,233	254	979
Thomas	79,292	59	79,233	Tulsa	990	56	934
Lawton	71,442	67,110	4,332	Norman	217	102	115
Ponca City	62,924	2,852	60,062	Lexington	58	0	58
Norman	41,795	21,678	20,117	Sallisaw	45	0	45
<hr/>							
Prime Contracts Over \$25,000 (Prior Three Years)	Total	Army	Navy & Marine Corps	Air Force	Other Defense Activities		
Fiscal Year 1990	\$621,689	\$251,197	\$18,552	\$249,770	\$102,170		
Fiscal Year 1989	659,115	189,156	22,190	245,657	202,112		
Fiscal Year 1988	540,760	152,079	29,276	256,295	103,110		
<hr/>							
Top Five Contractors Receiving the Largest Dollar Volume of Prime Contract Awards in this State	Total Amount	Major Area of Work					
		FSC or Service Code Description			Amount		
1. BARRETT REFINING CORPORATION	\$79,233	Liquid Propellants & Fuel, Petroleum Base			\$79,233		
2. NORTHROP CORPORATION	65,284	Maint & Repair of Eq/Aircraft Structural C			39,481		
3. BOEING COMPANY THE	60,581	Program Management/Support Services			49,165		
4. DU PONT E I DE NEMOURS & CO	59,363	Liquid Propellants & Fuel, Petroleum Base			59,085		
5. FORSTMANN LITTLE & CO	45,394	Maint & Repair of Eq/Aircraft Structural C			19,075		
Total of Above	\$309,855	(39.6% of total awards over \$25,000)					

Prepared by: Washington Headquarters Services
 Directorate for Information
 Operations and Reports

MAP NO. 38

OREGON



Prepared By: Washington Headquarters Services
Directorate for Information
Operations and Reports

OREGON

FISCAL YEAR 1991

(DOLLARS IN THOUSANDS)

Personnel/Expenditures	Total	Army	Navy & Marine Corps	Air Force	Other Defense Activities
I. Personnel - Total	25,785	15,970	4,878	4,894	43
Active Duty Military	1,112	297	426	389	0
Civilian	2,943	2,167	20	713	43
Reserve & National Guard	21,730	13,506	4,432	3,792	0
II. Expenditures - Total	\$747,457	\$320,642	\$152,382	\$173,857	\$100,576
A. Payroll Outlays - Total	430,698	174,991	116,614	137,510	1,583
Active Duty Military Pay	36,140	5,085	18,038	13,017	0
Civilian Pay	99,657	73,578	573	23,923	1,583
Reserve & National Guard Pay	54,532	31,864	8,627	14,041	0
Retired Military Pay	240,359	64,464	89,376	86,529	0
B. Prime Contracts Over \$25,000 Total	316,759	145,651	35,768	36,347	98,993
Supply Contracts	152,728	42,278	19,909	9,592	80,949
R&D Contracts	26,663	2,145	6,127	1,335	17,056
Service Contracts	39,454	3,314	3,732	25,420	988
Construction Contracts	1,785	1,785	0	0	0
Civil Function Contracts	96,129	96,129	0	0	0

Major Locations of Expenditures	Expenditures			Major Locations of Personnel	Military and Civilian Personnel		
	Total	Payroll Outlays	Prime Contracts		Total	Active Duty Military	Civilian
Portland	\$193,160	\$122,177	\$60,983	Portland	2,144	537	1,607
Albany	72,402	2,541	69,851	Kingsley Field	337	231	106
Cascade Locks	53,295	99	63,196	Salem	249	15	234
Beaverton	49,895	6,024	43,872	Heraiston	235	6	229
Salem	27,289	25,504	1,785	Bonneville	153	0	153
McMinnville	18,945	2,323	16,622	Clackamas	120	0	120
Grants Pass	16,576	8,462	8,114	Umatilla	103	0	103
Clackamas	12,677	6,731	5,946	Corvallis	89	83	6
Corvallis	12,573	8,721	3,852	Rufus	70	0	70
Eugene	11,808	10,718	1,090	Warrenton	55	8	47

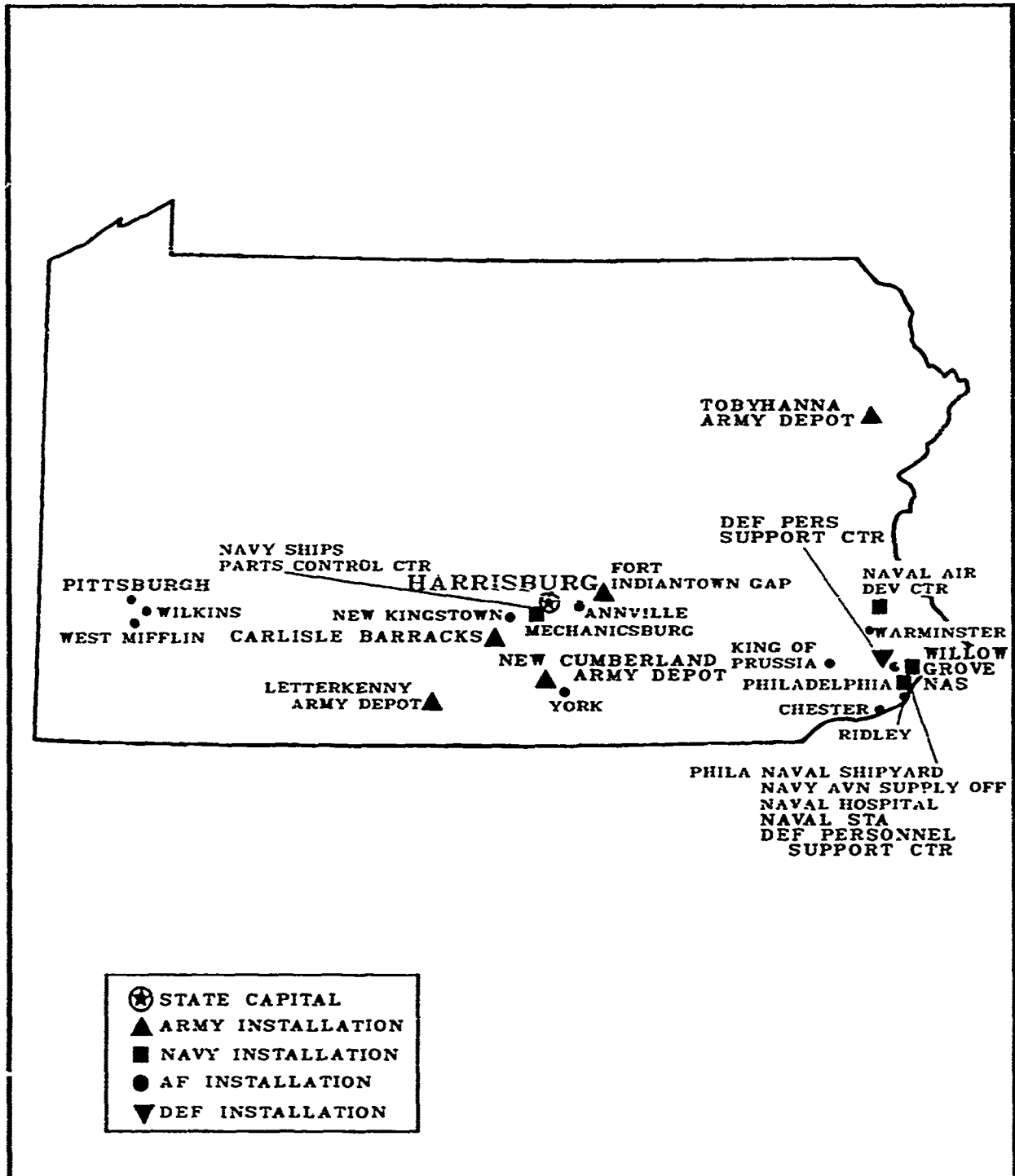
Prime Contracts Over \$25,000 (Prior Three Years)	Total	Army	Navy & Marine Corps	Air Force	Other Defense Activities
Fiscal Year 1990	\$365,165	\$181,345	\$83,868	\$67,397	\$32,555
Fiscal Year 1989	178,526	66,314	46,130	39,275	26,807
Fiscal Year 1988	452,653	255,517	93,890	68,535	34,911

Top Five Contractors Receiving the Largest Dollar Volume of Prime Contract Awards in this State	Total Amount	Major Area of Work	
		FSC or Service Code Description	Amount
1. OREGON FREEZE DRY INC	\$69,656	Meat, Poultry and Fish	\$62,442
2. NIENIT & AL JOHNSON JV	56,500	Other Conservation & Development Facilities	56,500
3. DAIMLER BENZ NO AMER	25,124	Trucks and Truck Tractors, Wheeled	23,261
4. TEKTRONIX INC	20,696	Electrical & Elct Meas & Test Instruments	12,728
5. INTEL CORPORATION	16,298	RDTE/Other Defense-Exploratory Development	13,271
Total of Above	\$188,274	(59.4% of total awards over \$25,000)	

Prepared by: Washington Headquarters Services
Directorate for Information
Operations and Reports

MAP NO. 39

PENNSYLVANIA



Prepared By: Washington Headquarters Services
 Directorate for Information
 Operations and Reports

PENNSYLVANIA

FISCAL YEAR 1991

(DOLLARS IN THOUSANDS)

Personnel/Expenditures	Total	Army	Navy & Marine Corps	Air Force	Other Defense Activities
I. Personnel - Total	136,835	68,551	42,838	12,410	13,036
Active Duty Military	5,936	1,865	3,515	556	0
Civilian	50,502	13,694	22,210	1,562	13,036
Reserve & National Guard	80,397	52,992	17,113	10,292	0
II. Expenditures - Total	\$5,637,255	\$2,092,497	\$2,295,465	\$508,927	\$740,366
A. Payroll Outlays - Total	2,688,733	973,144	1,179,490	240,885	295,214
Active Duty Military Pay	305,898	67,823	217,402	20,673	0
Civilian Pay	1,584,999	472,445	771,475	45,905	295,214
Reserve & National Guard Pay	248,845	223,444	38,774	36,627	0
Retired Military Pay	498,991	209,432	151,879	137,680	0
B. Prime Contracts Over \$25,000 Total	2,948,522	1,119,353	1,115,975	268,042	445,152
Supply Contracts	1,508,318	538,814	444,579	175,837	349,088
R&D Contracts	977,994	398,477	433,165	63,646	82,706
Service Contracts	346,584	75,202	229,608	23,473	13,301
Construction Contracts	29,992	21,226	8,623	86	57
Civil Function Contracts	85,634	85,634	0	0	0

Major Locations of Expenditures	Expenditures			Major Locations of Personnel	Military and Civilian Personnel		
	Total	Payroll Outlays	Prime Contracts		Total	Active Duty Military	Civilian
Philadelphia	\$1,665,987	\$916,317	\$769,670	Philadelphia	25,265	2,476	22,790
West Mifflin	277,828	952	276,876	Mechanicsburg	6,822	144	6,678
Mechanicsburg	253,732	226,855	26,877	Letterkenny Army Dep	4,466	82	4,384
York	202,818	8,135	194,683	Tobyhanna	3,718	24	3,694
Pittsburgh	175,750	48,280	127,470	New Cumberland	3,478	163	3,315
Letterkenny Army Dep	165,016	158,588	6,328	Warminster	2,900	252	2,648
Wilkins Township	131,078	0	131,078	Indiantown Gap	1,315	108	1,207
Warminster	128,951	123,739	5,222	Carlisle Barracks	1,204	584	620
Tobyhanna	113,577	113,472	105	Willow Grove	1,141	353	788
New Cumberland Depot	106,707	98,121	8,586	Pittsburgh	1,028	347	681

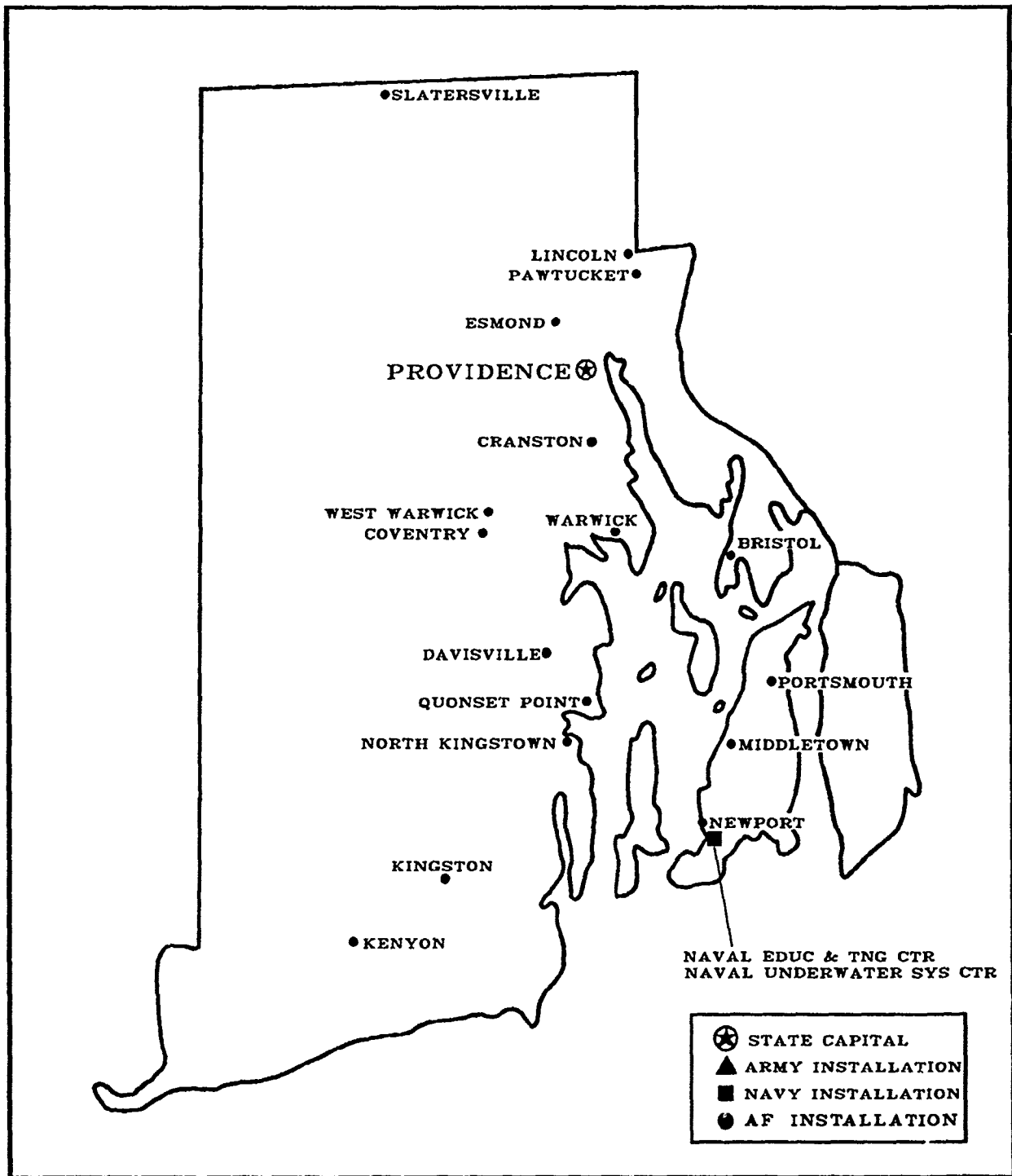
Prime Contracts Over \$25,000 (Prior Three Years)	Total	Army	Navy & Marine Corps	Air Force	Other Defense Activities
Fiscal Year 1990	\$2,834,360	\$1,136,237	\$908,206	\$418,958	\$370,949
Fiscal Year 1989	2,826,032	786,434	1,152,851	456,402	432,335
Fiscal Year 1988	3,309,472	970,805	1,466,273	504,140	368,174

Top Five Contractors Receiving the Largest Dollar Volume of Prime Contract Awards in this State	Total Amount	Major Area of Work	
		FSC or Service Code Description	Amount
1. WESTINGHOUSE ELECTRIC CORP	\$438,335	RDTE/Ships-Advanced Development	\$276,681
2. BOEING CO & SIKORSKY ACFT JV	256,592	RDTE/Aircraft-Advanced Development	246,707
3. BOEING COMPANY THE	232,909	Aircraft Rotary Wing	123,121
4. GENERAL ELECTRIC COMPANY	192,304	Space Vehicle Components	69,628
5. HARSICO CORPORATION	175,817	RDTE/Weapons-Engineering Development	77,649
Total of Above	\$1,295,957	(44.0% of total awards over \$25,000)	

Prepared by: Washington Headquarters Services
 Directorate for Information
 Operations and Reports

MAP NO. 40

RHODE ISLAND



Prepared By: Washington Headquarters Services
Directorate for Information
Operations and Reports

RHODE ISLAND

FISCAL YEAR 1991

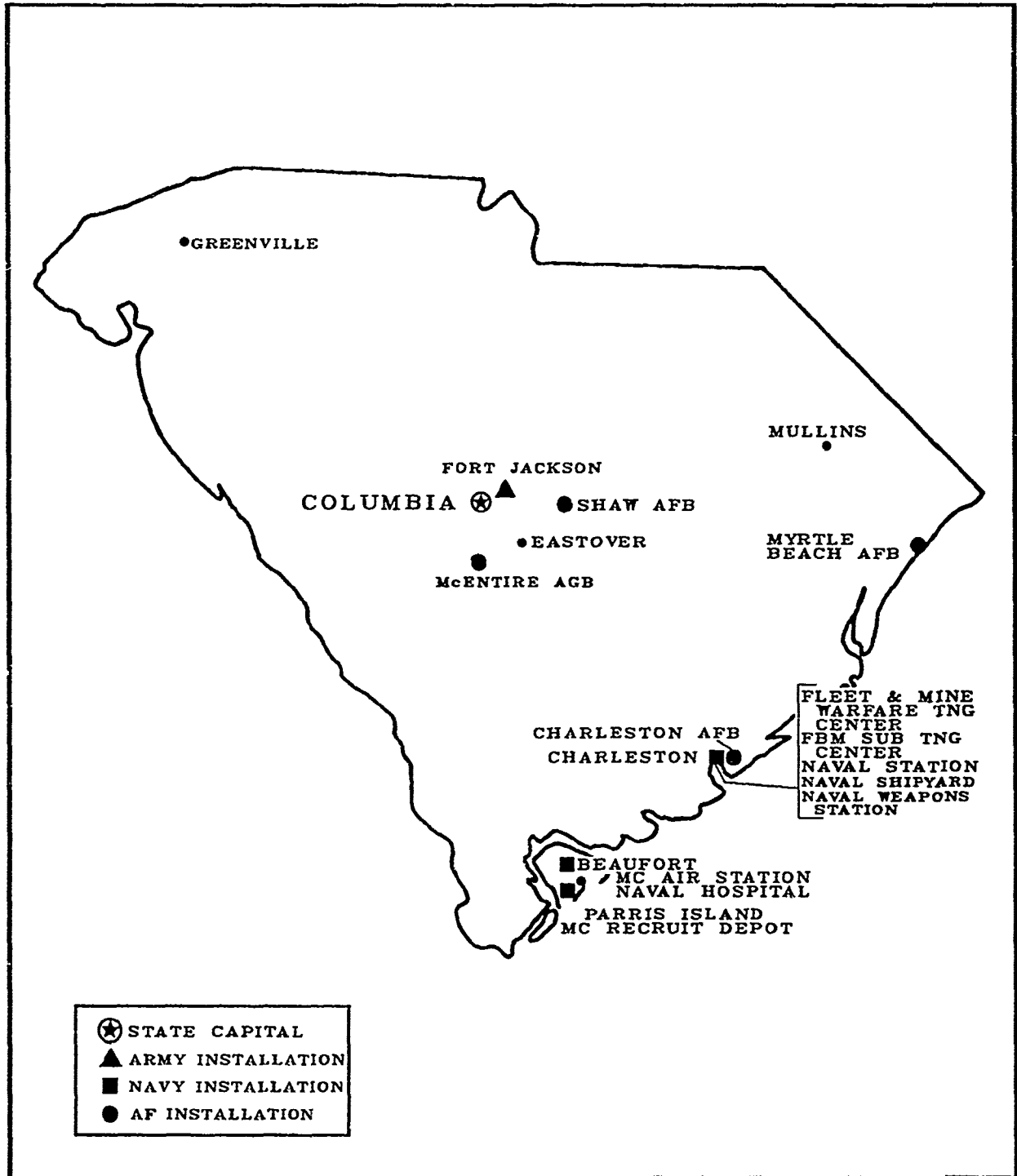
(DOLLARS IN THOUSANDS)

Personnel/Expenditures	Total	Army	Navy & Marine Corps	Air Force	Other Defense Activities		
I. Personnel - Total	16,656	5,491	8,960	2,126	79		
Active Duty Military	3,642	88	3,409	145	0		
Civilian	4,284	314	3,633	258	79		
Reserve & National Guard	8,730	5,089	1,918	1,723	0		
II. Expenditures - Total	\$835,617	\$102,303	\$674,377	\$41,945	\$16,992		
A. Payroll Outlays - Total	422,392	43,374	348,522	27,733	2,763		
Active Duty Military Pay	165,577	2,850	157,068	5,659	0		
Civilian Pay	151,361	7,938	134,862	5,798	2,763		
Reserve & National Guard Pay	26,829	16,686	3,662	6,481	0		
Retired Military Pay	78,625	15,900	52,930	9,795	0		
B. Prime Contracts Over \$25,000 Total	413,225	58,929	325,855	14,212	14,229		
Supply Contracts	239,802	53,979	161,276	12,776	11,771		
R&D Contracts	33,460	2,603	29,933	924	0		
Service Contracts	121,674	1,800	116,904	512	2,458		
Construction Contracts	17,742	0	17,742	0	0		
Civil Function Contracts	547	547	0	0	0		
Major Locations of Expenditures	Expenditures			Major Locations of Personnel		Military and Civilian Personnel	
	Total	Payroll Outlays	Prime Contracts		Total	Active Duty Military	Civilian
Neuport	\$352,606	\$303,441	\$49,165	Neuport	6,915	3,414	3,501
Portsmouth	182,548	10,188	172,360	North Kingstown	295	60	235
Middletown	77,805	3,228	74,577	Providence	275	105	170
Esmond	61,095	1,819	59,276	Davisville	159	13	146
Providence	27,756	25,062	2,694	Esmond	52	8	44
Naval USC	21,183	0	21,183	Coventry	43	13	30
Warwick	18,031	7,835	10,196	Slatersville	36	0	36
North Kingstown	16,747	16,231	516	Portsmouth	29	0	29
Davisville	6,246	6,066	180	Kingston	17	16	1
Cranston	6,120	817	5,303	Warwick	17	1	16
Prime Contracts Over \$25,000 (Prior Three Years)	Total	Army	Navy & Marine Corps	Air Force	Other Defense Activities		
Fiscal Year 1990	\$554,898	\$20,617	\$520,877	\$3,756	\$9,648		
Fiscal Year 1989	417,484	9,688	354,539	42,525	10,732		
Fiscal Year 1988	428,961	23,866	348,057	21,152	35,886		
Top Five Contractors Receiving the Largest Dollar Volume of Prime Contract Awards in this State	Total Amount	Major Area of Work					
		FSC or Service Code Description				Amount	
1. RAYTHEON COMPANY	\$169,714	Fire Control Systems, Complete				\$92,010	
2. MINE SAFETY APPLIANCES CO	59,276	Safety and Rescue Equipment				59,152	
3. NORTH AMERICAN MECHANICAL SVCS	10,976	Testing & Measurement Buildings				10,976	
4. MCLAUGHLIN RESEARCH CORP	10,814	Logistics Support Services				7,275	
5. EG&G INC	8,014	Ship and Boat Propulsion Equipment				4,848	
Total of Above	\$258,794	(62.6% of total awards over \$25,000)					

Prepared by: Washington Headquarters Services
 Directorate for Information
 Operations and Reports

MAP NO. 41

SOUTH CAROLINA



Prepared By: Washington Headquarters Services
Directorate for Information
Operations and Reports

SOUTH CAROLINA

FISCAL YEAR 1991

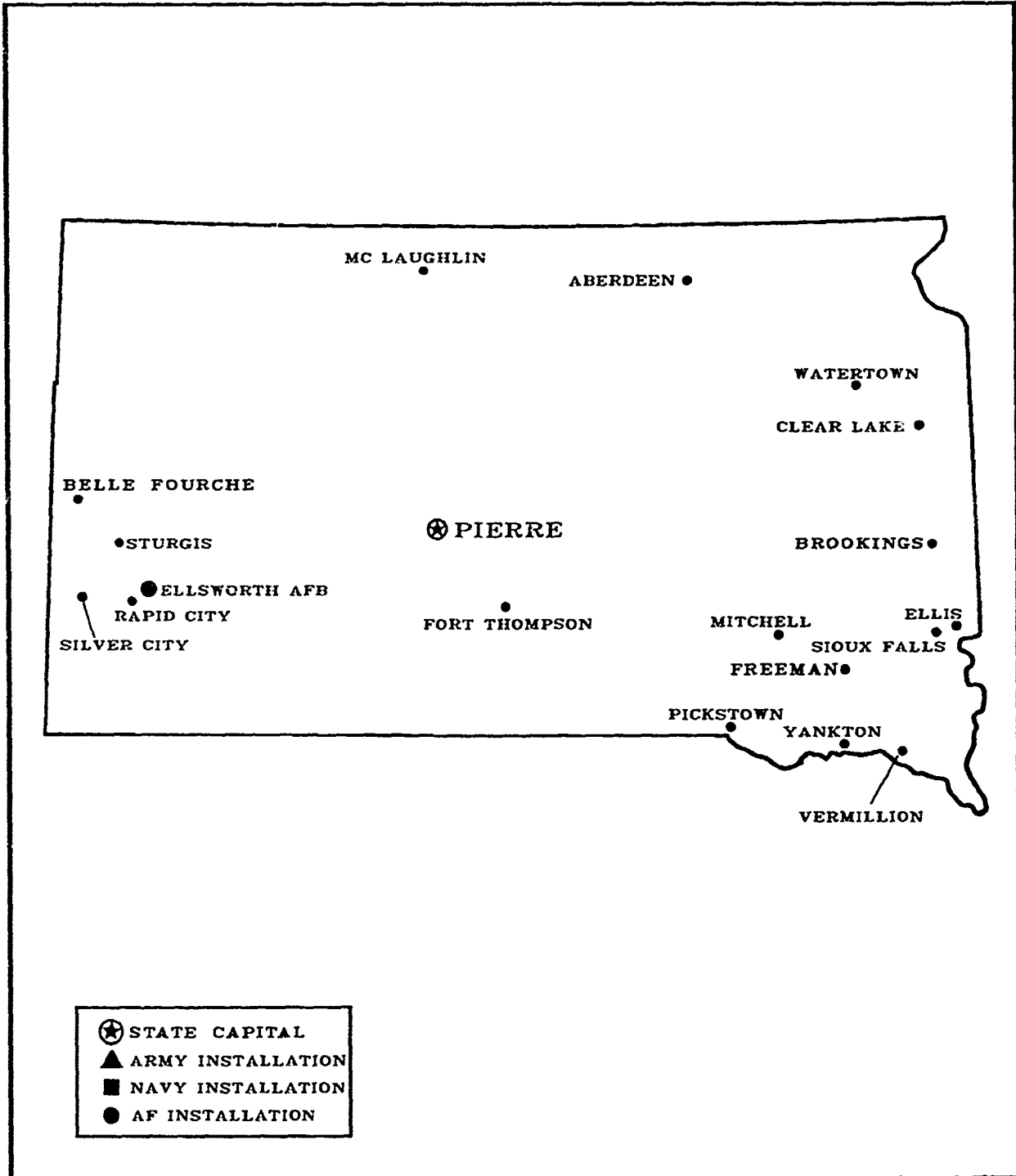
(DOLLARS IN THOUSANDS)

Personnel/Expenditures	Total	Army	Navy & Marine Corps	Air Force	Other Defense Activities		
I. Personnel - Total	93,450	37,695	33,790	21,439	526		
Active Duty Military	38,279	9,708	15,515	13,056	0		
Civilian	19,133	3,176	12,922	2,509	526		
Reserve & National Guard	36,038	24,811	5,353	5,874	0		
II. Expenditures - Total	\$3,606,672	\$841,680	\$1,712,392	\$701,675	\$350,925		
A. Payroll Outlays - Total	2,621,924	663,075	1,318,604	626,784	13,461		
Active Duty Military Pay	1,314,030	279,933	704,690	329,407	0		
Civilian Pay	580,977	76,193	426,389	64,934	13,461		
Reserve & National Guard Pay	140,399	102,769	9,757	27,873	0		
Retired Military Pay	586,518	204,180	177,768	204,570	0		
B. Prime Contracts Over \$25,000 Total	984,748	178,605	393,788	74,891	337,464		
Supply Contracts	400,527	63,302	36,090	8,532	292,603		
R&D Contracts	53,377	684	50,244	763	1,686		
Service Contracts	413,241	55,246	249,987	64,833	43,175		
Construction Contracts	91,595	33,365	57,467	763	0		
Civil Function Contracts	26,008	26,008	0	0	0		
Major Locations of Expenditures	Expenditures			Major Locations of Personnel	Military and Civilian Personnel		
	Total	Payroll Outlays	Prime Contracts		Total	Active Duty Military	Civilian
Charleston	\$1,194,607	\$1,043,501	\$151,106	Charleston	18,975	6,800	12,175
Fort Jackson	414,506	355,801	58,705	Fort Jackson	11,470	9,277	2,193
Shaw AFB	205,845	160,685	45,160	Shaw AFB	6,199	5,577	622
Mullins	205,540	3,180	202,360	Parris Island MCRD	5,461	5,148	333
Columbia	190,848	116,675	74,173	Charleston AFB	5,355	4,195	1,160
Charleston AFB	159,766	132,762	27,004	Beaufort	4,174	3,361	813
Beaufort	122,005	109,563	12,442	Myrtle Beach AFB	3,738	3,171	567
Myrtle Beach AFB	104,133	94,559	9,574	Columbia	852	445	407
Parris Island MCRD	103,622	85,026	18,596	McEntire ANGB	320	71	249
North Charleston	81,884	5,931	75,953	Eastover	132	0	132
Prime Contracts Over \$25,000 (Prior Three Years)	Total	Army	Navy & Marine Corps	Air Force	Other Defense Activities		
Fiscal Year 1990	\$698,625	\$184,989	\$289,000	\$63,006	\$161,630		
Fiscal Year 1989	568,166	143,646	197,448	52,574	174,498		
Fiscal Year 1988	566,225	192,910	220,516	52,977	99,822		
Top Five Contractors Receiving the Largest Dollar Volume of Prime Contract Awards in this State	Total Amount	Major Area of Work					
		FSC or Service Code Description	Amount				
1. UNAKA COMPANY INCORPORATED	\$265,117	Composite Food Packages		\$202,360			
2. SOUTH CAROLINA STATE OF	50,658	RDIE/Other Defense-Basic Research		49,993			
3. BLUE CROSS BL SHLD SC	39,413	Dependent Medicare Services		39,413			
4. LOCKHEED CORPORATION	38,481	Maint & Repair of Eq/Aircraft Structural C		36,121			
5. F N MANUFACTURING INC	29,494	Guns, Through 30 mm		29,271			
Total of Above	\$423,163	(43.0% of total awards over \$25,000)					

Prepared by: Washington Headquarters Services
 Directorate for Information
 Operations and Reports

MAP NO. 42

SOUTH DAKOTA



Prepared By: Washington Headquarters Services
Directorate for Information
Operations and Reports

SOUTH DAKOTA

FISCAL YEAR 1991

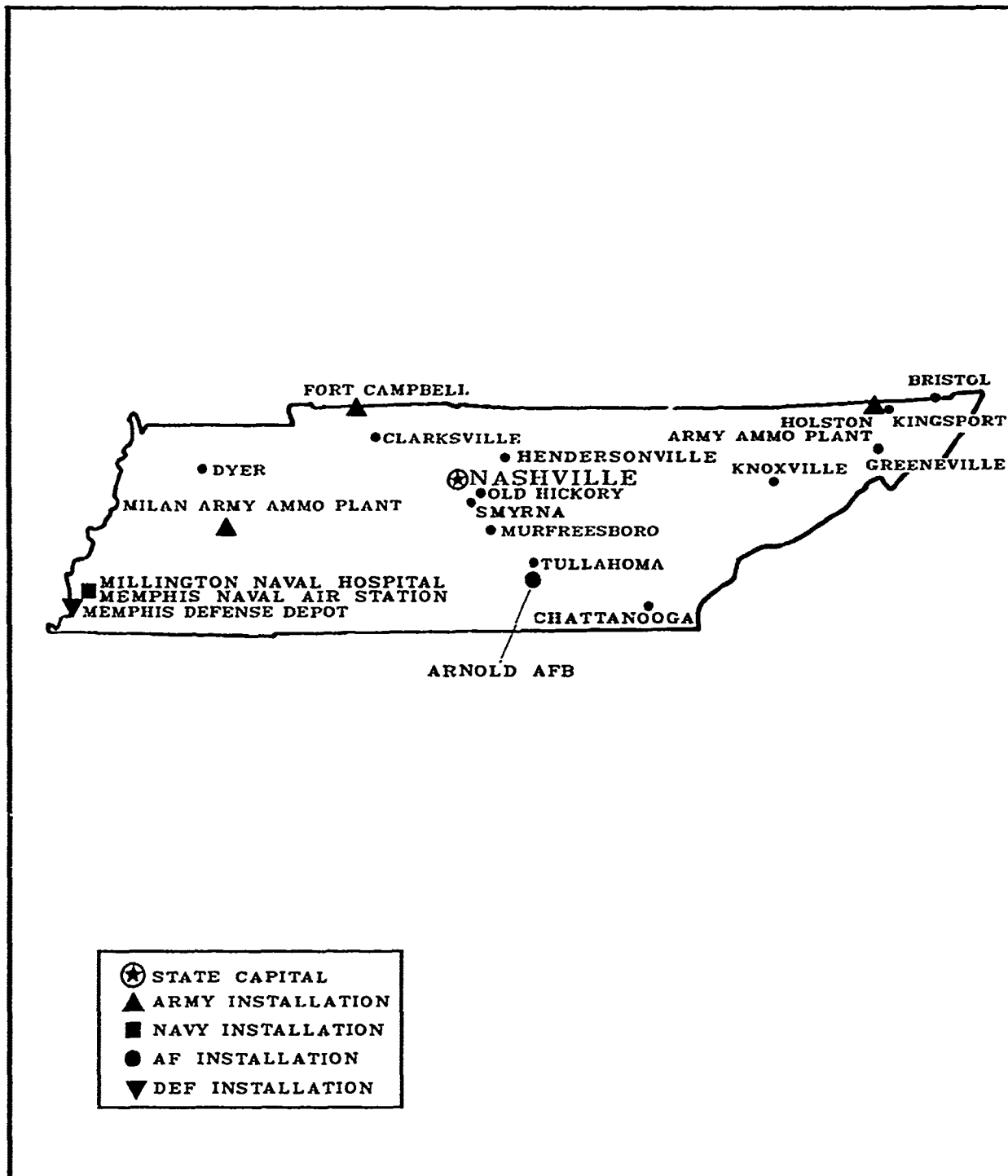
(DOLLARS IN THOUSANDS)

Personnel/Expenditures	Total	Army	Navy & Marine Corps	Air Force	Other Defense Activities		
I. Personnel - Total	15,925	6,396	656	8,856	17		
Active Duty Military	6,745	30	7	6,708	0		
Civilian	1,369	532	0	820	17		
Reserve & National Guard	7,811	5,834	649	1,328	0		
II. Expenditures - Total	\$397,249	\$94,105	\$8,264	\$251,038	\$43,842		
A. Payroll Outlays - Total	272,302	43,726	8,150	219,923	503		
Active Duty Military Pay	163,723	1,184	231	162,308	0		
Civilian Pay	39,370	14,889	0	23,978	503		
Reserve & National Guard Pay	21,608	15,724	1,088	4,796	0		
Retired Military Pay	47,601	11,929	6,831	28,841	0		
B. Prime Contracts Over \$25,000 Total	124,947	50,379	114	31,115	43,339		
Supply Contracts	62,924	16,147	114	3,417	43,246		
R&D Contracts	60	60	0	0	0		
Service Contracts	33,755	12,026	0	21,636	93		
Construction Contracts	24,711	18,649	0	6,062	0		
Civil Function Contracts	3,497	3,497	0	0	0		
Major Locations of Expenditures	Expenditures			Major Locations of Personnel	Military and Civilian Personnel		
	Total	Payroll Outlays	Prime Contracts		Total	Active Duty Military	Civilian
Ellsworth AFB	\$212,992	\$177,818	\$35,174	Ellsworth AFB	7,176	6,595	581
Sioux Falls	69,179	17,766	51,413	Sioux Falls	322	56	266
Rapid City	35,675	27,074	8,601	Rapid City	210	15	195
Yankton	12,052	968	11,084	Pierre	86	0	86
Freeman	11,646	58	11,588	Belle Fourche	64	58	6
Pierre	5,368	3,953	1,415	Fort Thompson	56	0	56
Brookings	3,396	2,983	413	Pickstown	38	0	38
McLaughlin	3,061	0	3,061	Mitchell	30	0	30
Mitchell	2,667	2,177	490	Brookings	28	11	17
Belle Fourche	1,950	1,843	107	Sturgis	15	0	15
Prime Contracts Over \$25,000 (Prior Three Years)	Total	Army	Navy & Marine Corps	Air Force	Other Defense Activities		
Fiscal Year 1990	\$35,584	\$8,027	\$432	\$19,568	\$7,557		
Fiscal Year 1989	67,426	33,105	740	28,396	5,185		
Fiscal Year 1988	53,605	20,287	315	17,794	15,209		
Top Five Contractors Receiving the Largest Dollar Volume of Prime Contract Awards in this State	Total Amount	Major Area of Work					
		FSC or Service Code Description	Amount				
1. RAVEN INDUSTRIES INC	\$43,060	Clothing, Special Purpose		\$23,449			
2. FILTERS COMPANY INC	11,588	Clothing, Special Purpose		6,054			
3. MARQUARDT TRANSPORTATION INC	9,810	Lease or Rental of Eq/Vehicles-Trailers-Cy		9,810			
4. GUERNSEY STONE AND CONSTR	6,326	All Other Non-Building Facilities		6,326			
5. HENSEL PHELPS CONSTRUCTION CO	3,740	Other Administrative & Service Buildings		3,740			
Total of Above	\$74,524	(59.6% of total awards over \$25,000)					

Prepared by: Washington Headquarters Services
 Directorate for Information
 Operations and Reports

MAP NO. 43

TENNESSEE



Prepared By: Washington Headquarters Services
Directorate for Information
Operations and Reports

TENNESSEE

FISCAL YEAR 1991

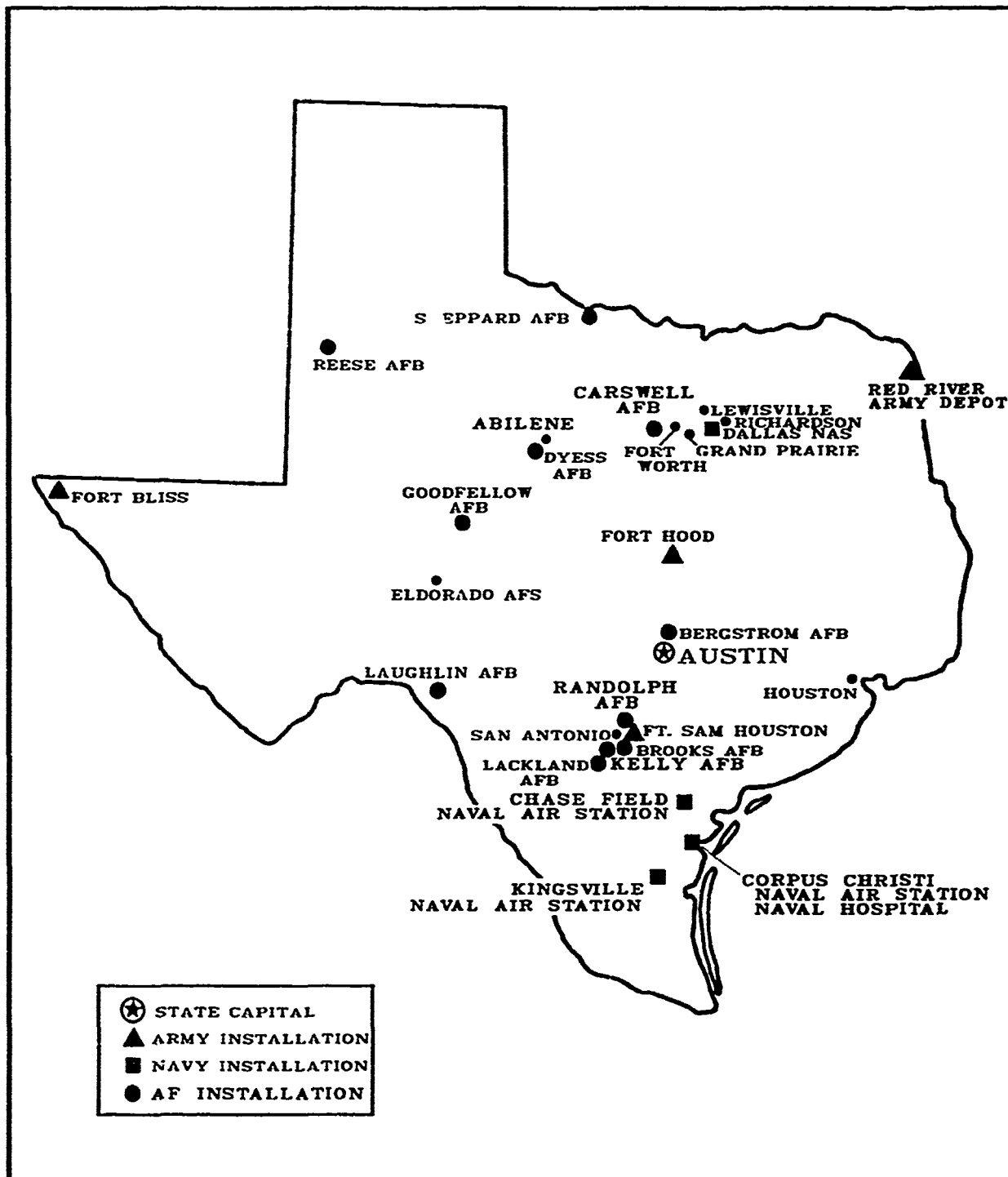
(DOLLARS IN THOUSANDS)

Personnel/Expenditures	Total	Army	Navy & Marine Corps	Air Force	Other Defense Activities		
I. Personnel - Total	57,934	30,668	17,475	6,895	2,895		
Active Duty Military	9,261	576	8,182	503	0		
Civilian	7,894	2,840	1,118	1,041	2,895		
Reserve & National Guard	40,779	27,252	8,176	5,351	0		
II. Expenditures - Total	\$3,002,466	\$687,366	\$452,880	\$1,550,482	\$311,738		
A. Payroll Outlays - Total	943,865	338,632	354,237	210,457	40,539		
Active Duty Military Pay	211,628	22,125	172,451	17,052	0		
Civilian Pay	180,858	79,398	31,284	29,637	40,539		
Reserve & National Guard Pay	104,462	61,748	19,364	23,350	0		
Retired Military Pay	446,917	175,361	131,138	140,418	0		
B. Prime Contracts Over \$25,000 Total	2,058,601	348,734	98,643	1,340,225	271,199		
Supply Contracts	664,303	81,195	37,591	287,162	258,355		
R&D Contracts	202,177	3,946	15,446	182,785	0		
Service Contracts	1,118,370	190,633	45,111	869,981	12,645		
Construction Contracts	36,816	36,025	495	97	199		
Civil Function Contracts	36,935	36,935	0	0	0		
Major Locations of Expenditures	Expenditures			Major Locations of Personnel	Military and Civilian Personnel		
	Total	Payroll Outlays	Prime Contracts		Total	Active Duty Military	Civilian
Memphis	\$1,069,888	\$150,401	\$919,487	Millington	8,669	7,613	1,056
Bristol	290,982	4,728	286,254	Memphis	4,413	357	4,056
Arnold AFB	257,440	14,635	242,805	Nashville	1,788	594	1,194
Millington	223,924	207,521	16,403	Knoxville	470	86	384
Nashville	113,558	96,563	16,995	Arnold AFB	424	149	275
Milan AAP	93,937	0	93,937	Murfreesboro	164	158	6
Holston AAP	85,102	0	85,102	Smyrna	98	0	98
Clarksville	47,900	47,666	234	Kingsport	75	3	72
Knoxville	46,788	36,584	10,204	Chattanooga	73	19	54
Tullahoma	46,095	5,757	40,338	Old Hickory	61	0	61
Prime Contracts Over \$25,000 (Prior Three Years)	Total	Army	Navy & Marine Corps	Air Force	Other Defense Activities		
Fiscal Year 1990	\$1,190,626	\$407,039	\$107,673	\$558,264	\$117,650		
Fiscal Year 1989	1,118,445	294,092	278,247	399,642	146,464		
Fiscal Year 1988	1,206,912	359,461	220,436	463,453	163,562		
Top Five Contractors Receiving the Largest Dollar Volume of Prime Contract Awards in this State	Total Amount	Major Area of Work					
		FSC or Service Code Description	Amount				
1. FED EX PAN AM NORTHWEST ET AL	\$828,163	Passenger Air Charter Service	\$532,466				
2. RAYTHEON COMPANY	283,750	Guided Missiles	266,977				
3. MARTIN MARIETTA CORPORATION	91,942	Operation/Ammunition Facilities	90,826				
4. SCHNEIDER HOLDINGS INC	86,214	RDTE/Other Research & Development-Mgmt & S	91,153				
5. EASTMAN KODAK COMPANY	83,086	Operation/Ammunition Facilities	82,764				
Total of Above	\$1,375,155	(66.8% of total awards over \$25,000)					

Prepared by: Washington Headquarters Services
Directorate for Information
Operations and Reports

MAP NO. 44

TEXAS



Prepared By: Washington Headquarters Services
Directorate for Information
Operations and Reports

TEXAS

FISCAL YEAR 1991

(DOLLARS IN THOUSANDS)

Personnel/Expenditures	Total	Army	Navy & Marine Corps	Air Force	Other Defense Activities
I. Personnel - Total	272,412	145,525	30,515	94,423	1,949
Active Duty Military	112,490	57,790	6,563	48,137	0
Civilian	56,710	23,833	1,959	28,969	1,949
Reserve & National Guard	103,212	63,902	21,993	17,317	0
II. Expenditures - Total	\$17,482,916	\$5,677,658	\$2,359,730	\$7,905,622	\$1,539,906
A. Payroll Outlays - Total	7,257,502	3,277,063	601,315	3,313,489	65,635
Active Duty Military Pay	3,082,821	1,644,168	190,415	1,248,238	0
Civilian Pay	1,616,661	629,782	57,675	863,569	65,635
Reserve & National Guard Pay	299,381	192,508	47,948	58,925	0
Retired Military Pay	2,258,639	810,605	305,277	1,142,757	0
B. Prime Contracts Over \$25,000 Total	10,225,414	2,400,595	1,758,415	4,592,133	1,474,271
Supply Contracts	6,778,035	778,562	1,033,776	3,545,124	1,420,573
R&D Contracts	1,241,621	695,188	305,930	210,059	30,444
Service Contracts	1,913,606	649,762	410,710	829,880	23,254
Construction Contracts	177,063	161,994	7,999	7,070	0
Civil Function Contracts	115,089	115,089	0	0	0

Major Locations of Expenditures	Expenditures			Major Locations of Personnel	Military and Civilian Personnel		
	Total	Payroll Outlays	Prime Contracts		Total	Active Duty Military	Civilian
Fort Worth	\$3,973,282	\$308,602	\$3,664,680	Fort Hood	35,284	30,716	4,568
Dallas	1,874,023	123,864	1,750,159	Kelly AFB	21,195	4,480	16,715
San Antonio	1,652,477	1,144,805	507,672	Fort Bliss	17,382	14,326	3,056
Fort Hood	1,123,569	951,087	172,482	Lackland AFB	14,699	12,136	2,563
Corpus Christi	597,040	254,141	342,899	Fort San Houston	12,760	8,646	4,114
Fort Bliss	579,423	511,100	68,323	Randolph AFB	7,643	4,866	2,777
Houston	424,541	103,573	320,968	Corpus Christi	6,973	2,070	4,903
Fort San Houston	416,537	401,737	14,800	Sheppard AFB/Wichita	6,787	5,640	1,147
Richardson	405,687	14,585	391,102	Carswell AFB	5,776	4,916	860
Lackland AFB	359,262	348,604	10,658	Dyess AFB	5,618	5,166	452

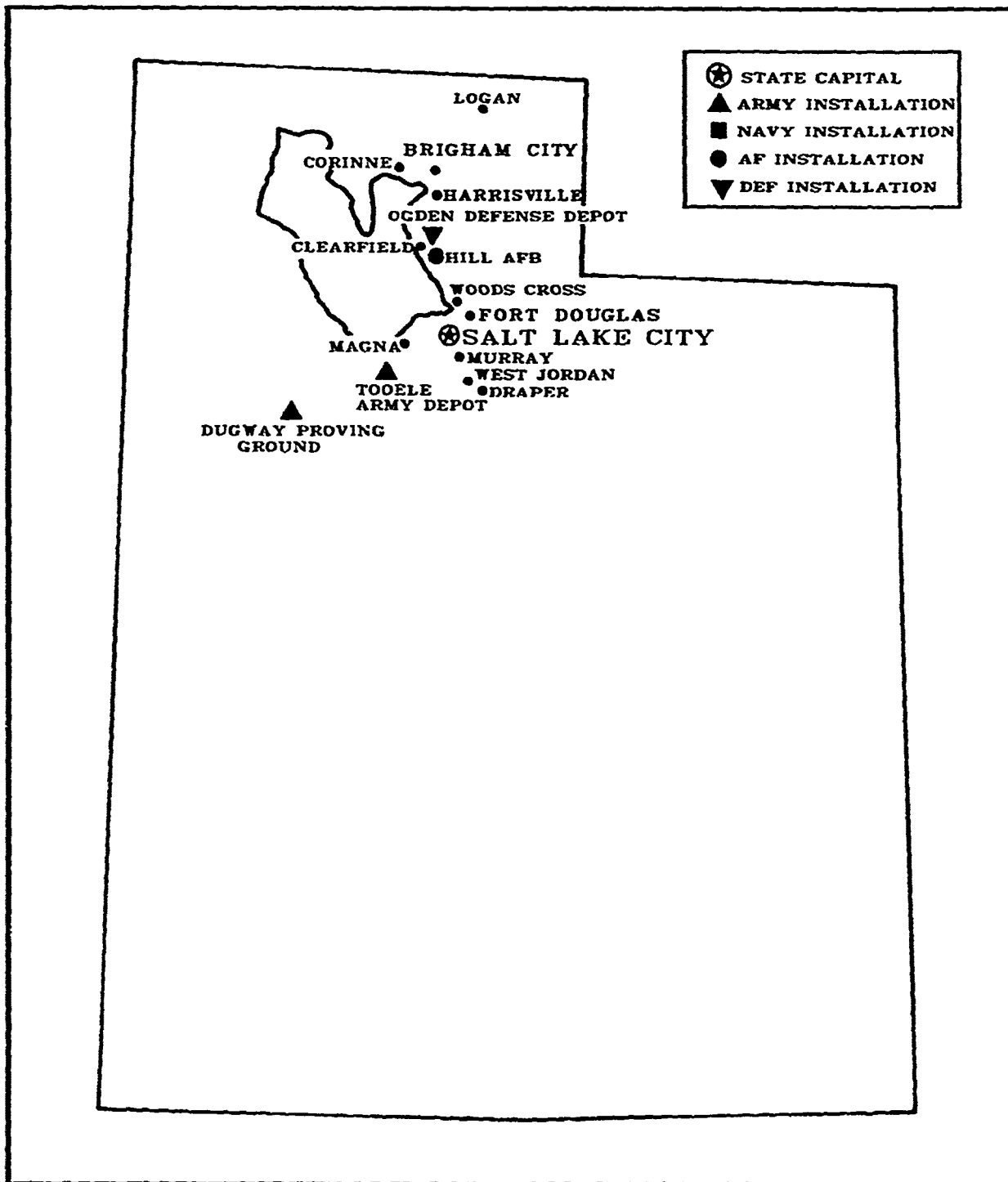
Prime Contracts Over \$25,000 (Prior Three Years)	Total	Army	Navy & Marine Corps	Air Force	Other Defense Activities
Fiscal Year 1990	\$9,131,844	\$1,997,301	\$1,152,003	\$4,473,711	\$1,508,829
Fiscal Year 1989	9,262,814	1,941,823	2,217,191	3,695,915	1,407,885
Fiscal Year 1988	9,001,310	1,517,241	2,217,308	4,019,921	1,246,840

Top Five Contractors Receiving the Largest Dollar Volume of Prime Contract Awards in this State	Total Amount	Major Area of Work	
		FSC or Service Code Description	Amount
1. GENERAL DYNAMICS CORPORATION	\$3,016,358	Aircraft Fixed Wing	\$2,777,270
2. TEXAS INSTRUMENTS INC	969,568	Guided Missiles	622,785
3. LTV CORPORATION	834,278	ROTE/Other Defense-Exploratory Development	429,439
4. TEXTRON INC	344,478	Aircraft Rotary Wing	197,722
5. E SYSTEMS INC	259,370	Maint & Repair of Eq/Aircraft Structural C	123,617
Total of Above	\$5,424,052	(53.0% of total awards over \$25,000)	

Prepared by: Washington Headquarters Services
 Directorate for Information
 Operations and Reports

MAP NO. 45

UTAH



Prepared By: Washington Headquarters Services
Directorate for Information
Operations and Reports

UTAH

FISCAL YEAR 1991

(DOLLARS IN THOUSANDS)

Personnel/Expenditures	Total	Army	Navy & Marine Corps	Air Force	Other Defense Activities
I. Personnel - Total	43,783	17,472	2,277	21,974	2,060
Active Duty Military	6,145	813	135	5,197	0
Civilian	19,747	5,143	44	12,500	2,060
Reserve & National Guard	17,891	11,516	2,098	4,277	0
II. Expenditures - Total	\$1,827,353	\$520,445	\$171,183	\$915,823	\$219,902
A. Payroll Outlays - Total	1,025,681	314,325	30,937	630,114	50,395
Active Duty Military Pay	174,440	40,098	3,819	130,523	0
Civilian Pay	631,533	165,436	1,835	413,957	50,395
Reserve & National Guard Pay	94,182	71,575	4,395	18,212	0
Retired Military Pay	125,526	37,216	20,888	67,422	0
B. Prime Contracts Over \$25,000 Total	801,672	206,120	140,246	285,709	169,597
Supply Contracts	397,981	38,089	130,914	102,629	126,349
R&D Contracts	154,037	5,395	5,764	108,710	33,168
Service Contracts	228,045	142,593	2,560	74,140	8,744
Construction Contracts	18,840	17,274	0	230	1,336
Civil Function Contracts	2,769	2,769	0	0	0

Major Locations of Expenditures	Expenditures			Major Locations of Personnel	Military and Civilian Personnel		
	Total	Payroll Outlays	Prime Contracts		Total	Active Duty Military	Civilian
Hill AFB	\$623,948	\$542,857	\$81,091	Hill AFB	17,846	5,005	12,841
Tooele Army Depot	243,269	121,048	122,221	Tooele Army Depot	3,576	32	3,544
Salt Lake City	202,667	57,442	145,225	Dugway	1,016	160	856
Brigham City	144,548	8,184	136,364	Ogden	959	19	940
Ogden	130,021	43,955	86,066	Salt Lake City	670	180	490
Magna	84,073	4,588	79,485	Fort Douglas	328	141	187
Murray	59,685	59,015	670	Harrisville	259	259	0
Logan	48,978	5,024	43,954	Draper	229	5	224
Dugway	34,428	34,277	151	Brigham City	161	3	158
Woods Cross	26,826	2,116	24,710	Murray	141	139	2

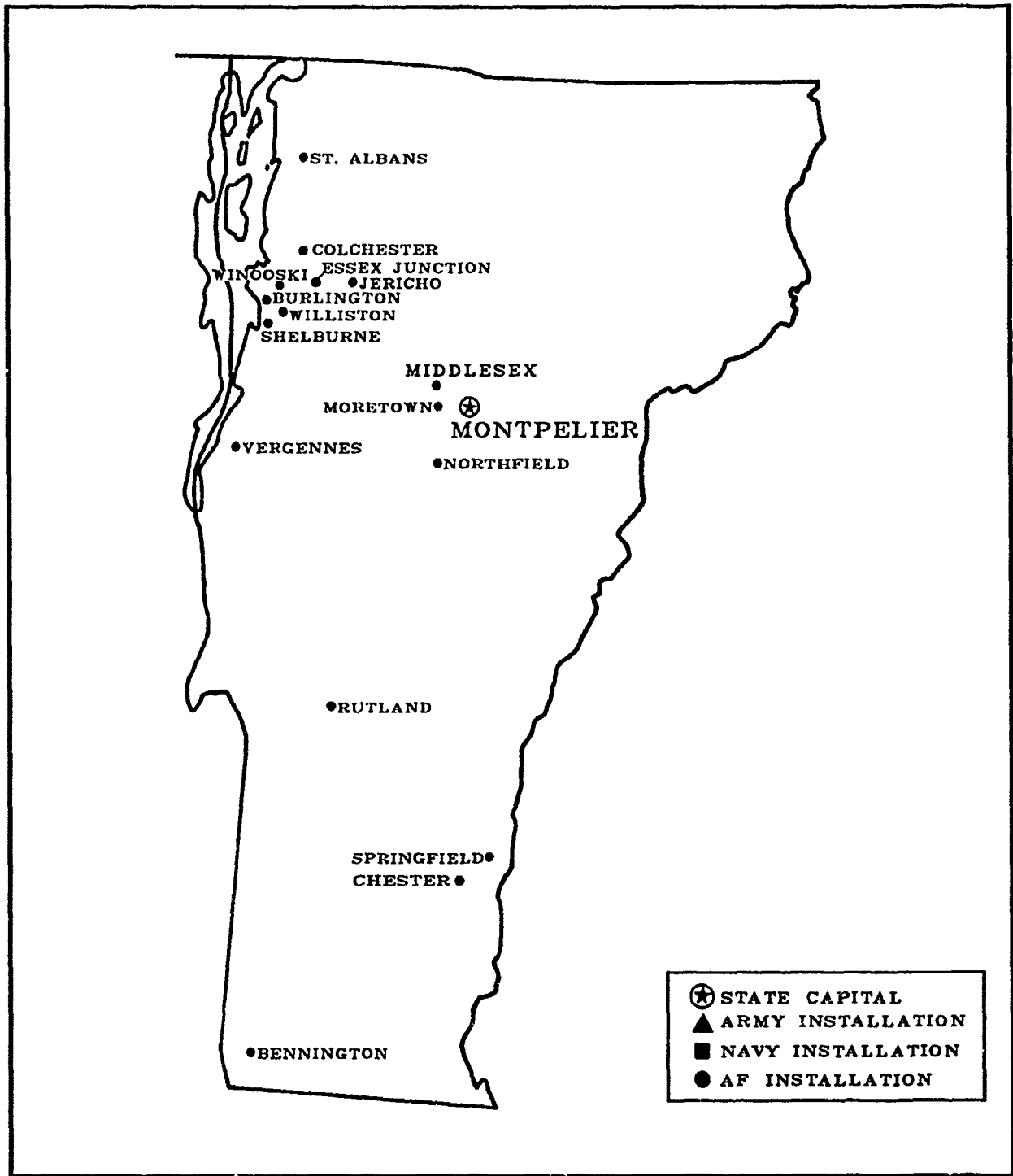
Prime Contracts Over \$25,000 (Prior Three Years)	Total	Army	Navy & Marine Corps	Air Force	Other Defense Activities
Fiscal Year 1990	\$913,651	\$210,984	\$97,580	\$448,369	\$156,718
Fiscal Year 1989	982,645	187,673	125,358	538,632	170,992
Fiscal Year 1988	870,485	140,898	169,447	491,714	68,426

Top Five Contractors Receiving the Largest Dollar Volume of Prime Contract Awards in this State	Total Amount	Major Area of Work	
		FSC or Service Code Description	Amount
1. THICKOL CORPORATION	\$155,461	Guided Missile Components	\$66,712
2. EGGG INC	94,752	Hazardous Substance Removal/Cleanup/Dispos	94,752
3. AMOCO CORPORATION	80,383	Liquid Propellants & Fuel, Petroleum Base	80,383
4. HERCULES INCORPORATED	77,642	RDTE/Missile and Space Systems-Engr Develo	60,217
5. WILLIAMS INTERNATIONAL CORP	44,447	Gas Turbines and Jet Eng, Ex Acft & Comps	44,447
Total of Above	\$452,685	(56.5% of total awards over \$25,000)	

Prepared by: Washington Headquarters Services
 Directorate for Information
 Operations and Reports

MAP NO. 46

VERMONT



Prepared By: Washington Headquarters Services
Directorate for Information
Operations and Reports

VERMONT

FISCAL YEAR 1991

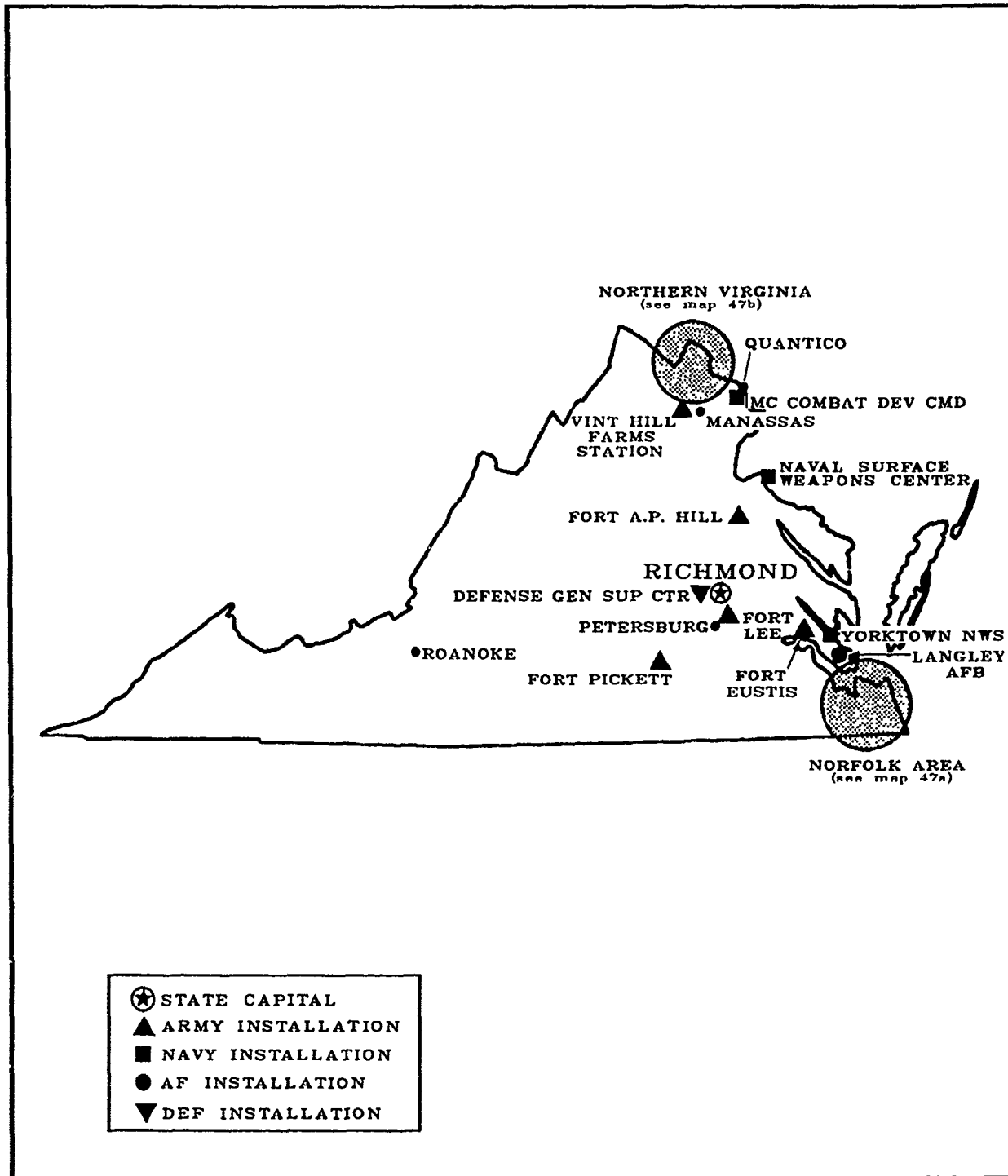
(DOLLARS IN THOUSANDS)

Personnel/Expenditures	Total	Army	Navy & Marine Corps	Air Force	Other Defense Activities		
I. Personnel - Total	7,191	5,084	491	1,557	59		
Active Duty Military	148	28	16	104	0		
Civilian	645	313	1	272	59		
Reserve & National Guard	6,398	4,743	474	1,181	0		
II. Expenditures - Total	\$152,227	\$49,063	\$42,898	\$53,132	\$7,134		
A. Payroll Outlays - Total	80,865	40,377	9,948	28,421	2,119		
Active Duty Military Pay	5,332	1,189	640	3,503	0		
Civilian Pay	18,457	7,939	18	8,381	2,119		
Reserve & National Guard Pay	22,383	16,339	857	5,187	0		
Retired Military Pay	34,693	14,910	8,433	11,350	0		
B. Prime Contracts Over \$25,000 Total	71,362	8,686	32,950	24,711	5,015		
Supply Contracts	56,732	1,767	28,096	22,308	4,561		
R&D Contracts	8,634	5,505	923	1,856	350		
Service Contracts	5,839	1,257	3,931	547	104		
Construction Contracts	0	0	0	0	0		
Civil Function Contracts	157	157	0	0	0		
Major Locations of Expenditures	Expenditures			Major Locations of Personnel	Military and Civilian Personnel		
	Total	Payroll Outlays	Prime Contracts		Total	Active Duty Military	Civilian
Burlington	\$77,139	\$23,670	\$53,469	Burlington	402	95	307
Colchester	7,965	7,649	316	Colchester	169	8	161
Vergennes	7,336	767	6,569	Northfield	41	34	7
Northfield	4,587	3,257	1,330	Winooski	30	8	22
Winooski	3,635	2,871	764	South Burlington	29	0	29
Rutland	3,372	3,344	28	Jericho	23	0	23
Jericho	3,223	3,179	44	Rutland	20	0	20
Shelburne	2,107	677	1,430	Springfield	10	0	10
Williston	2,032	1,281	751	Montpelier	9	1	8
St. Albans	1,601	1,401	200	St. Albans	9	0	9
Prime Contracts Over \$25,000 (Prior Three Years)	Total	Army	Navy & Marine Corps	Air Force	Other Defense Activities		
Fiscal Year 1990	\$75,049	\$13,913	\$16,125	\$41,023	\$3,988		
Fiscal Year 1989	163,359	36,187	66,457	55,179	5,536		
Fiscal Year 1988	121,705	24,620	37,444	53,732	5,909		
Top Five Contractors Receiving the Largest Dollar Volume of Prime Contract Awards in this State	Total Amount	Major Area of Work					
		FSC or Service Code Description	Amount				
1. GENERAL ELECTRIC COMPANY	\$51,675	Guns, Through 30 mm	\$33,071				
2. GOODRICH B F COMPANY THE	6,613	Flow, Level, Motion Measuring Instruments	3,230				
3. CATAMOUNT GLOVE CORP	1,469	Hosiery, Handwear & Clothing Accy, Men's	1,469				
4. NORWICH UNIVERSITY	1,330	Vocational/Technical	951				
5. JOSLYN CORPORATION	1,239	Antennas, Waveguides & Related Equipment	752				
Total of Above	\$62,326	(87.3% of total awards over \$25,000)					

Prepared by: Washington Headquarters Services
 Directorate for Information
 Operations and Reports

MAP NO. 47

VIRGINIA



Prepared By: Washington Headquarters Services
Directorate for Information
Operations and Reports

VIRGINIA

FISCAL YEAR 1991

(DOLLARS IN THOUSANDS)

Personnel/Expenditures	Total	Army	Navy & Marine Corps	Air Force	Other Defense Activities
I. Personnel - Total	251,569	88,865	122,358	25,152	15,194
Active Duty Military	94,018	28,675	50,341	15,002	0
Civilian	105,167	28,667	57,012	4,294	15,194
Reserve & National Guard	52,384	31,523	15,005	5,856	0
II. Expenditures - Total	\$17,288,200	\$4,414,337	\$9,161,005	\$2,130,787	\$1,582,071
A. Payroll Outlays - Total	10,507,498	2,821,506	5,870,149	1,203,373	612,470
Active Duty Military Pay	4,626,840	1,068,235	2,990,878	567,727	0
Civilian Pay	3,962,697	1,044,460	2,059,173	246,594	612,470
Reserve & National Guard Pay	160,245	119,266	33,629	7,350	0
Retired Military Pay	1,757,716	589,545	786,469	381,702	0
B. Prime Contracts Over \$25,000 Total	6,780,702	1,592,831	3,290,856	927,414	969,601
Supply Contracts	1,591,535	437,857	795,459	196,154	162,065
R&D Contracts	857,993	149,787	218,734	148,497	340,975
Service Contracts	4,031,833	844,810	2,143,153	581,316	462,554
Construction Contracts	215,764	76,800	133,510	1,447	4,007
Civil Function Contracts	83,577	83,577	0	0	0

Major Locations of Expenditures	Expenditures			Major Locations of Personnel	Military and Civilian Personnel		
	Total	Payroll Outlays	Prime Contracts		Total	Active Duty Military	Civilian
Norfolk	\$2,928,485	\$2,306,864	\$621,621	Arlington	45,686	17,972	27,714
Arlington	2,836,109	2,188,529	647,580	Norfolk	35,159	18,084	17,075
Virginia Beach	1,205,413	938,678	266,735	Portsmouth	17,122	3,451	13,671
Alexandria	1,065,425	603,096	462,329	Virginia Beach	13,413	11,054	2,359
Newport News	802,906	420,627	382,279	Alexandria	12,178	4,175	8,003
McLean	749,827	51,138	698,689	Langley AFB	10,752	8,939	1,813
Portsmouth	688,594	545,060	143,534	Fort Eustis	9,161	6,132	3,029
Hampton	582,582	479,994	102,588	Quantico	8,945	6,908	2,037
Herndon	533,531	20,601	512,930	Fort Belvoir	8,811	2,862	5,949
Fort Belvoir	513,680	393,710	119,970	Fort Lee	7,824	4,589	3,235

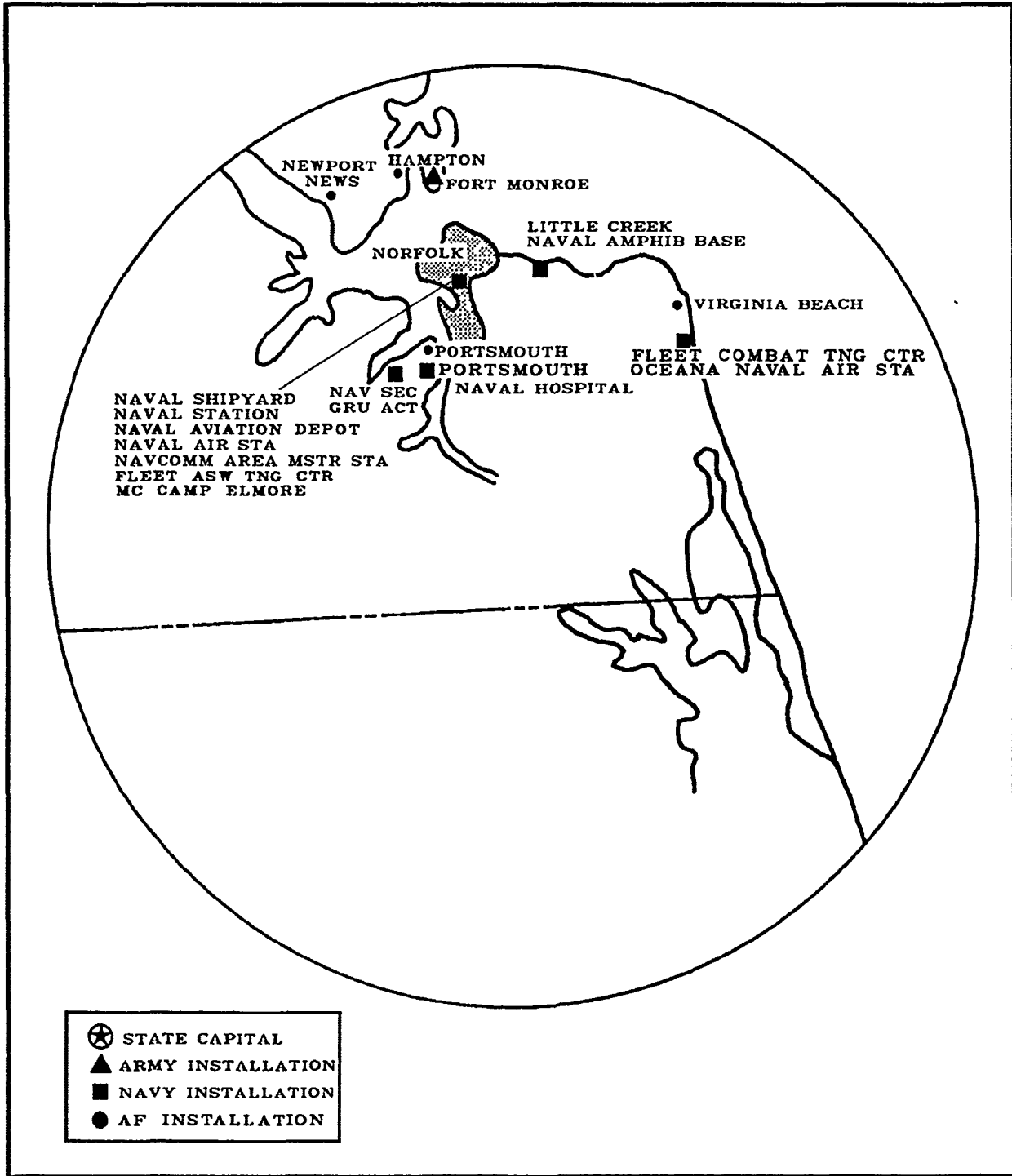
Prime Contracts Over \$25,000 (Prior Three Years)	Total	Army	Navy & Marine Corps	Air Force	Other Defense Activities
Fiscal Year 1990	\$7,918,833	\$1,265,451	\$5,140,992	\$675,746	\$836,644
Fiscal Year 1989	5,896,749	1,085,438	3,461,292	591,315	758,704
Fiscal Year 1988	10,238,011	1,231,193	7,811,879	616,546	578,393

Top Five Contractors Receiving the Largest Dollar Volume of Prime Contract Awards in this State	Total Amount	Major Area of Work	
		FSC or Service Code Description	Amount
1. WORLD ROSEN KEY AMER ETAL JV	\$388,552	Passenger Air Charter Service	\$203,331
2. TENNECO INC	347,762	Marine Architect - Engineering Services	166,776
3. INTERNATIONAL BUS MCHS CORP	272,095	Underwater Sound Equipment	96,973
4. GENERAL MOTORS CORPORATION	255,024	Maint & Repair of Eq/ADP Equip & Supplies	127,790
5. MITRE CORPORATION	178,131	Engineering Technical Services	176,153
Total of Above	\$1,441,564	(21.3% of total awards over \$25,000)	

Prepared by: Washington Headquarters Services
 Directorate for Information Operations and Reports

MAP NO. 47a

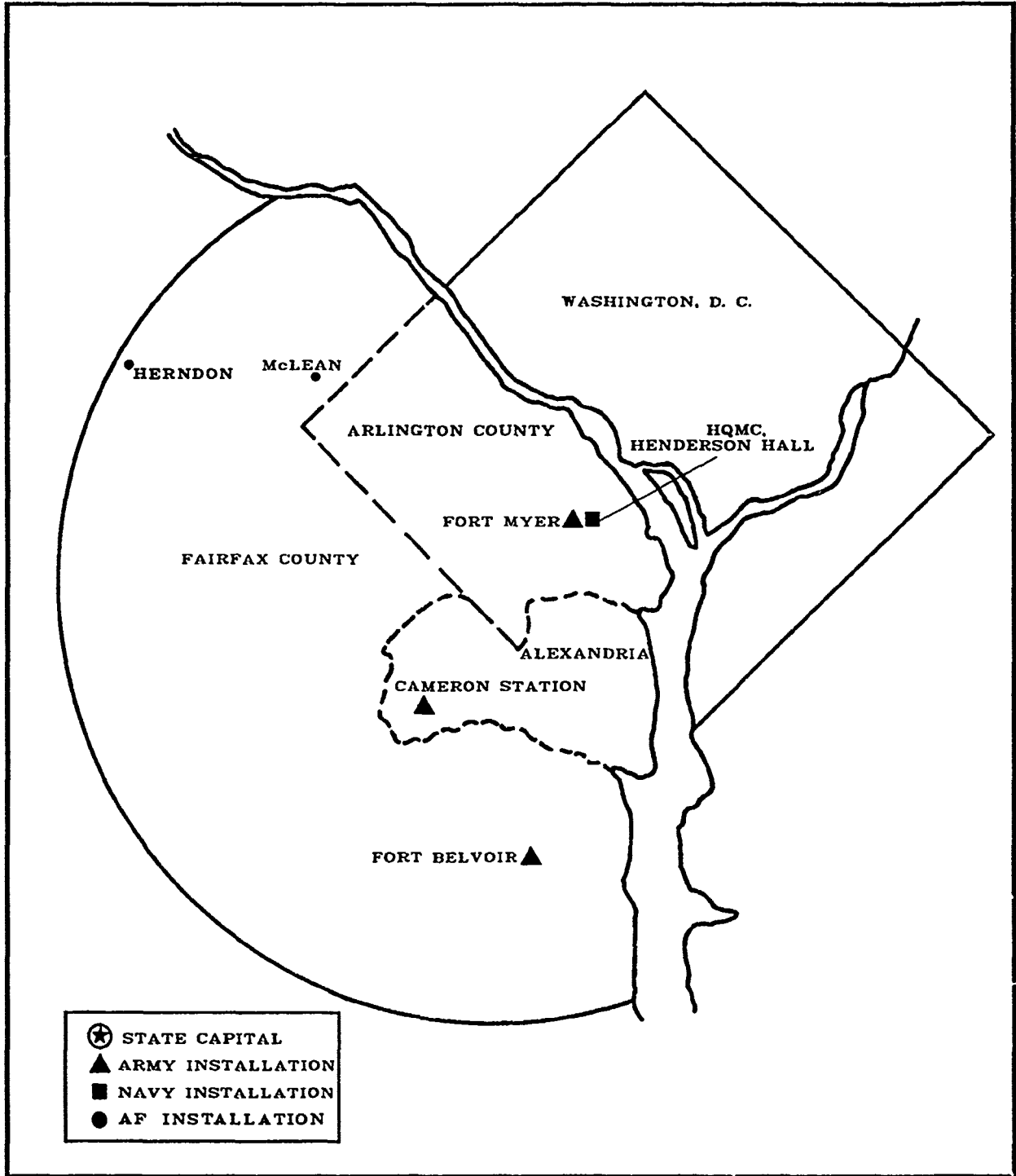
NORFOLK AREA



Prepared By: Washington Headquarters Services
Directorate for Information
Operations and Reports

MAP NO. 47b

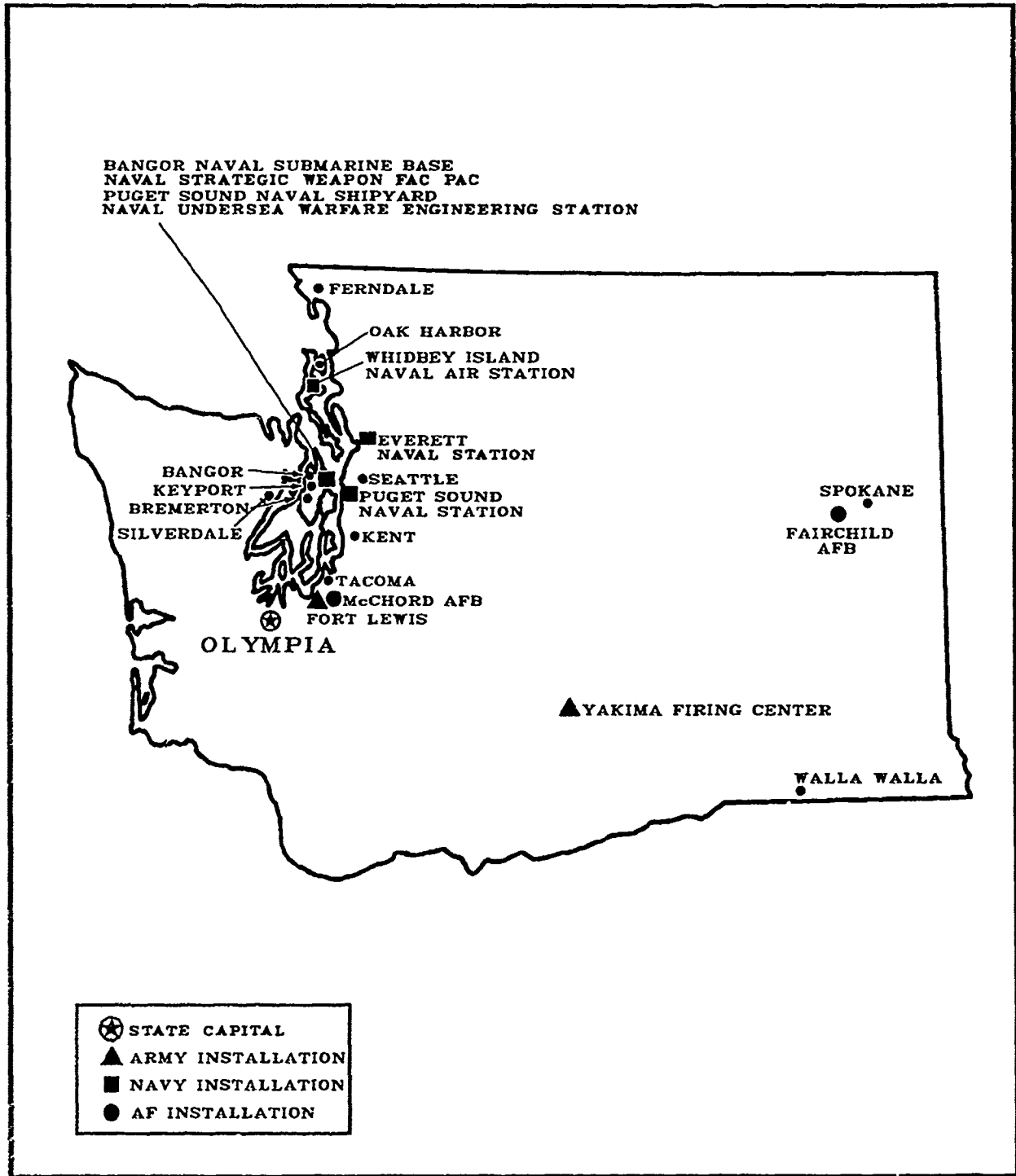
NORTHERN VIRGINIA



Prepared By: Washington Headquarters Services
Directorate for Information
Operations and Reports

MAP NO. 48

WASHINGTON



Prepared By: Washington Headquarters Services
Directorate for Information
Operations and Reports

WASHINGTON

FISCAL YEAR 1991

(DOLLARS IN THOUSANDS)

Personnel/Expenditures	Total	Army	Navy & Marine Corps	Air Force	Other Defense Activities
I. Personnel - Total	106,553	48,440	39,181	18,341	591
Active Duty Military	36,391	18,878	8,881	8,632	0
Civilian	28,757	6,012	19,867	2,287	591
Reserve & National Guard	41,405	23,550	10,433	7,422	0
II. Expenditures - Total	\$4,968,943	\$1,335,833	\$2,142,542	\$950,254	\$540,314
A. Payroll Outlays - Total	3,209,286	1,024,103	1,559,602	605,210	20,371
Active Duty Military Pay	1,306,215	513,119	566,506	226,590	0
Civilian Pay	948,560	163,586	698,012	66,591	20,371
Reserve & National Guard Pay	128,895	76,346	23,846	28,703	0
Retired Military Pay	825,616	271,052	271,238	283,326	0
B. Prime Contracts Over \$25,000 Total	1,759,657	311,730	582,940	345,044	519,943
Supply Contracts	681,410	22,203	190,584	43,354	511,977
R&D Contracts	412,431	57,572	30,236	318,819	5,804
Service Contracts	494,784	130,318	293,211	69,093	2,162
Construction Contracts	109,828	40,433	68,909	486	0
Civil Function Contracts	61,204	61,204	0	0	0

Major Locations of Expenditures	Expenditures			Major Locations of Personnel	Military and Civilian Personnel		
	Total	Payroll Outlays	Prime Contracts		Total	Active Duty Military	Civilian
Bremerton	\$789,240	\$711,714	\$77,526	Fort Lewis	19,375	16,667	2,708
Fort Lewis	649,734	549,465	100,269	Bremerton	14,567	1,634	12,933
Seattle	575,654	153,972	421,682	McChord AFB	5,271	4,006	1,265
Ferndale	440,243	1,386	438,857	Fairchild AFB	5,067	4,277	790
Whidbey Island NAS	218,029	200,984	17,045	Bangor	4,766	2,409	2,357
Kent	206,645	9,167	197,478	Whidbey Island NAS	3,643	2,873	770
Bangor	199,766	189,601	10,165	Keyport	3,228	283	2,945
Fairchild AFB	196,345	137,721	58,624	Tacoma	2,665	1,402	1,263
McChord AFB	183,994	159,067	24,927	Seattle	2,631	1,150	1,481
Tacoma	180,866	139,217	41,649	Oak Harbor	466	434	32

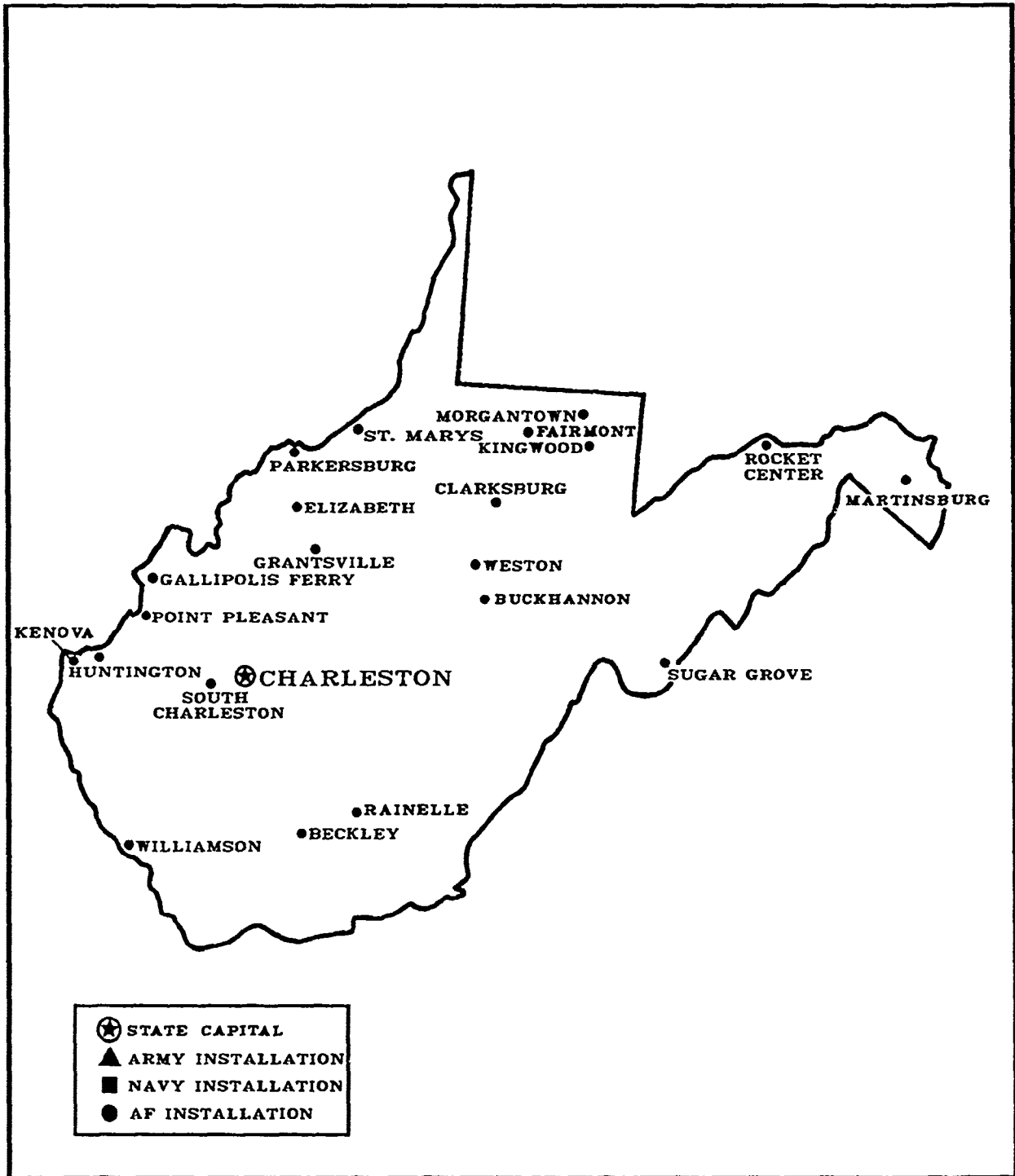
Prime Contracts Over \$25,000 (Prior Three Years)	Total	Army	Navy & Marine Corps	Air Force	Other Defense Activities
Fiscal Year 1990	\$2,451,073	\$269,337	\$563,847	\$1,040,680	\$577,209
Fiscal Year 1989	2,951,055	367,777	975,738	1,165,065	442,475
Fiscal Year 1988	2,625,078	353,334	1,144,564	1,051,016	76,164

Top Five Contractors Receiving the Largest Dollar Volume of Prime Contract Awards in this State	Total Amount	Major Area of Work	
		FSC or Service Code Description	Amount
1. BOEING COMPANY THE	\$493,012	Aircraft Fixed Wing	\$113,267
2. ARCO PRODUCTS COMPANY	438,712	Liquid Propellants & Fuel, Petroleum Base	438,712
3. JOHNSON CONTROLS INC	47,281	Facilities Operations Support Services	47,171
4. TODD SHIPYARDS CORPORATION	25,788	Non-nuclear Ship Repair (West)	24,642
5. CARTER WELSH INC	25,097	Maint/Family Housing Facilities	24,014
Total of Above	\$1,029,890	(58.5% of total awards over \$25,000)	

Prepared by: Washington Headquarters Services
 Directorate for Information
 Operations and Reports

MAP NO. 49

WEST VIRGINIA



WEST VIRGINIA

FISCAL YEAR 1991

(DOLLARS IN THOUSANDS)

Personnel/Expenditures	Total	Army	Navy & Marine Corps	Air Force	Other Defense Activities
I. Personnel - Total	17,180	11,834	2,050	3,267	29
Active Duty Military	640	250	246	144	0
Civilian	1,747	1,288	43	387	29
Reserve & National Guard	14,793	10,295	1,761	2,735	0
II. Expenditures - Total	\$358,440	\$237,207	\$68,523	\$59,826	\$7,116-
A. Payroll Outlays - Total	206,007	107,538	39,883	57,790	796
Active Duty Military Pay	21,269	9,685	7,201	4,383	0
Civilian Pay	50,302	38,344	1,297	9,865	795
Reserve & National Guard Pay	36,398	20,544	2,481	13,373	0
Retired Military Pay	98,038	38,965	28,904	30,169	0
B. Prime Contracts Over \$25,000 Total	152,433	129,669	28,640	2,036	7,912-
Supply Contracts	202-	4,612	1,698	1,400	7,912-
R&D Contracts	11,831	1,883	9,823	125	0
Service Contracts	30,325	13,659	16,155	511	0
Construction Contracts	4,795	3,831	964	0	0
Civil Function Contracts	105,684	105,684	0	0	0

Major Locations of Expenditures	Expenditures			Major Locations of Personnel	Military and Civilian Personnel		
	Total	Payroll Outlays	Prime Contracts		Total	Active Duty Military	Civilian
Gallipolis Ferry	\$48,202	\$1,653	\$46,549	Huntington	549	19	530
Williamson	34,134	928	33,206	Charleston	378	125	253
Martinsburg	31,340	18,429	12,911	Martinsburg	270	56	214
Huntington	30,350	27,245	3,105	Beckley	218	184	34
Kenova	29,373	190	29,183	Sugar Grove	192	155	37
Charleston	23,331	19,620	3,711	Morgantown	69	30	39
Rainelle	18,750	782	17,968	Buckhannon	67	0	67
Rocket Center	18,507	0	18,507	Parkersburg	63	5	58
Clarksburg	11,810	2,038	9,772	Gallipolis Ferry	57	0	57
Beckley	9,764	9,296	468	Point Pleasant	53	0	53

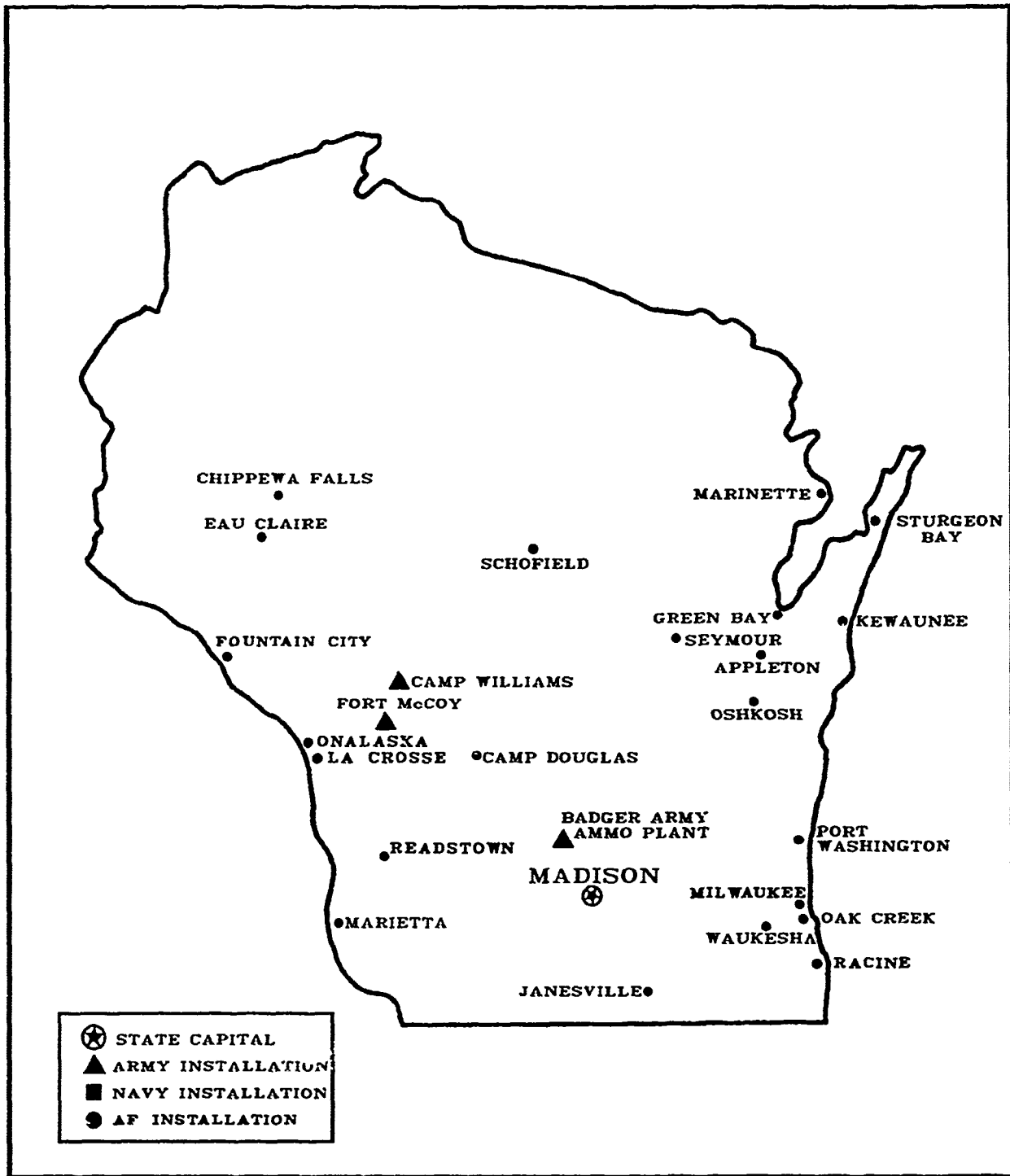
Prime Contracts Over \$25,000 (Prior Three Years)	Total	Army	Navy & Marine Corps	Air Force	Other Defense Activities
Fiscal Year 1990	\$225,172	\$118,335	\$10,109	\$3,845	\$92,883
Fiscal Year 1989	163,440	86,445	15,564	6,831	54,600
Fiscal Year 1988	218,461	154,645	23,302	8,862	31,652

Top Five Contractors Receiving the Largest Dollar Volume of Prime Contract Awards in this State	Total Amount	Major Area of Work	
		FSC or Service Code Description	Amount
1. G L R CONSTRUCTORS JOINT VENTR	\$52,500	All Other Non-Building Facilities	\$52,500
2. NEWBERG GUST K CNSTR CO	42,799	All Other Non-Building Facilities	42,799
3. ASHLAND OIL INC	29,088	Liquid Propellants & Fuel, Petroleum Base	29,088
4. HERCULES INCORPORATED	18,507	Maint/Maintenance Buildings	14,721
5. ISRATEX INC	17,968	Clothing, Special Purpose	17,968
Total of Above	\$160,862	(105.5% of total awards over \$25,000)	

Prepared by: Washington Headquarters Services
 Directorate for Information
 Operations and Reports

MAP NO. 50

WISCONSIN



Prepared By: Washington Headquarters Services
Directorate for Information
Operations and Reports

WISCONSIN

FISCAL YEAR 1991

(DOLLARS IN THOUSANDS)

Personnel/Expenditures	Total	Army	Navy & Marine Corps	Air Force	Other Defense Activities
I. Personnel - Total	40,533	28,623	5,878	5,897	135
Active Duty Military	974	337	354	283	0
Civilian	3,553	2,541	79	798	135
Reserve & National Guard	36,006	25,745	5,445	4,816	0
II. Expenditures - Total	\$1,395,028	\$933,317	\$141,198	\$136,512	\$184,001
A. Payroll Outlays - Total	427,480	264,499	60,602	98,091	4,288
Active Duty Military Pay	28,025	11,316	7,678	9,031	0
Civilian Pay	97,862	68,332	2,701	22,541	4,288
Reserve & National Guard Pay	159,648	130,348	10,305	18,995	0
Retired Military Pay	141,945	54,503	39,918	47,524	0
B. Prime Contracts Over \$25,000 Total	967,548	668,818	80,596	38,421	179,713
Supply Contracts	687,513	419,091	65,634	23,863	178,925
R&D Contracts	170,618	165,762	3,955	901	0
Service Contracts	79,414	53,962	11,007	13,657	788
Construction Contracts	9,350	9,350	0	0	0
Civil Function Contracts	20,653	20,653	0	0	0

Major Locations of Expenditures	Expenditures			Major Locations of Personnel	Military and Civilian Personnel		
	Total	Payroll Outlays	Prime Contracts		Total	Active Duty Military	Civilian
Oshkosh	\$455,809	\$5,197	\$450,612	Fort McCoy	1,580	131	1,449
Milwaukee	154,643	58,148	96,495	Milwaukee	1,245	450	795
Madison	50,367	27,511	22,856	Madison	531	119	412
La Crosse	49,150	4,465	44,685	Camp Williams	177	0	177
Racine	48,384	1,904	46,480	Fountain City	135	0	135
Fort McCoy	21,375	0	21,375	Camp Douglas	86	69	17
Sturgeon Bay	21,372	0	21,372	Sturgeon Bay	60	4	56
Waukesha	20,098	3,234	16,864	Green Bay	59	40	19
Readstown	19,019	11	19,008	Eau Claire	46	15	31
Green Bay	17,759	6,436	11,323	Kewaunee	46	0	46

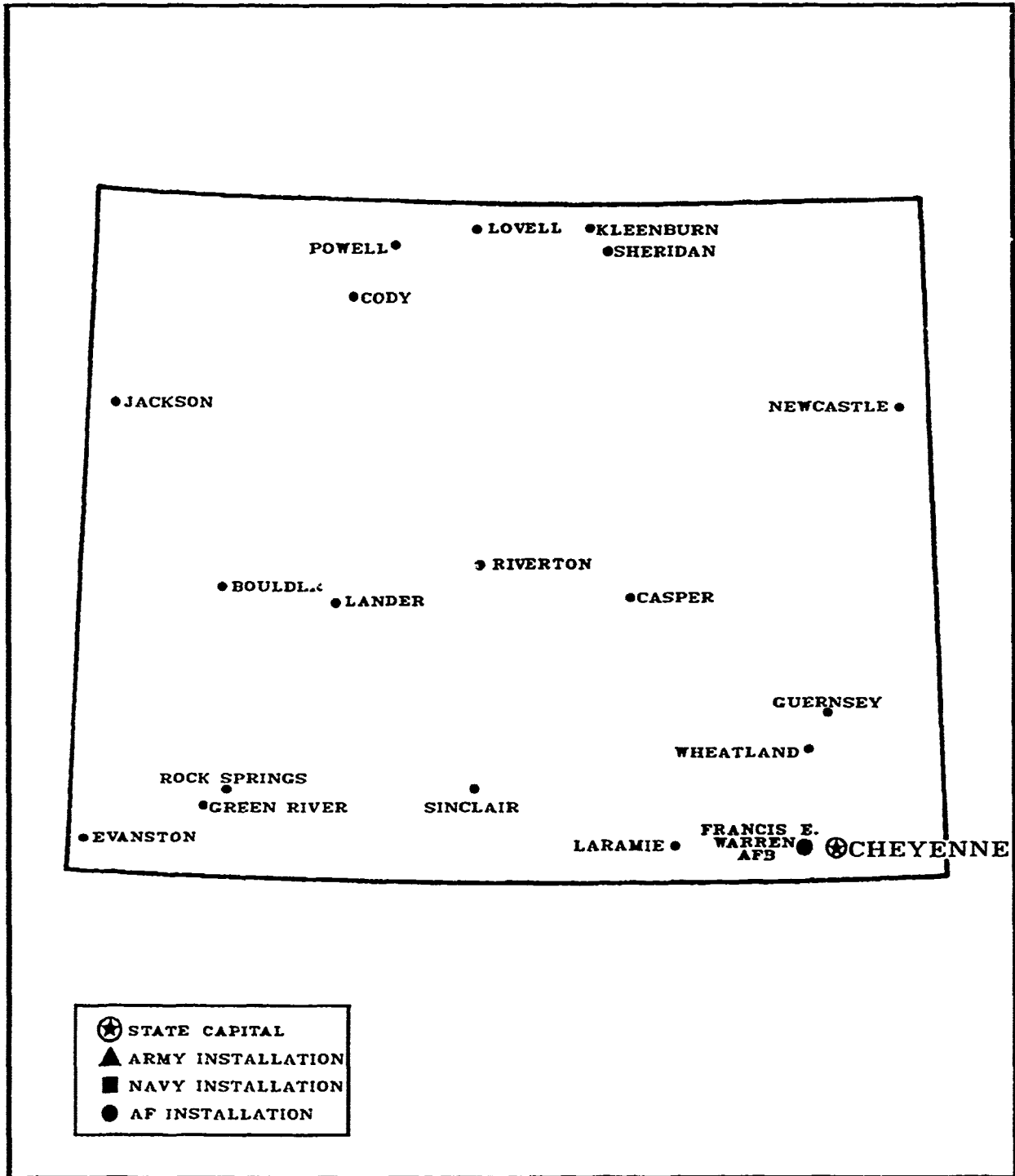
Prime Contracts Over \$25,000 (Prior Three Years)	Total	Army	Navy & Marine Corps	Air Force	Other Defense Activities
Fiscal Year 1990	\$935,494	\$449,496	\$284,798	\$61,947	\$139,253
Fiscal Year 1989	1,080,789	496,085	318,620	98,137	167,947
Fiscal Year 1988	911,489	567,484	111,643	42,724	189,638

Top Five Contractors Receiving the Largest Dollar Volume of Prime Contract Awards in this State	Total Amount	Major Area of Work	
		FSC or Service Code Description	Amount
1. OSHKOSH TRUCK CORPORATION	\$453,337	Trucks and Truck Tractors, Wheeled	\$273,060
2. JOHNSON S C & SON INC	38,192	Pest Control Agents and Disinfectants	35,564
3. GENERAL ELECTRIC COMPANY	36,411	X-ray Equip & Sup; Medical, Dental & Vet	23,499
4. TRAK INTERNATIONAL INC	27,969	Warehouse Trks & Tractors, Self-propelled	27,934
5. MSM SECURITY & PATROL SERVICE	20,897	Msl Aircraft Accessories and Components	20,897
Total of Above	\$576,806	(59.6% of total awards over \$25,000)	

Prepared by: Washington Headquarters Services
 Directorate for Information Operations and Reports

MAP NO. 51

WYOMING



WYOMING

FISCAL YEAR 1991

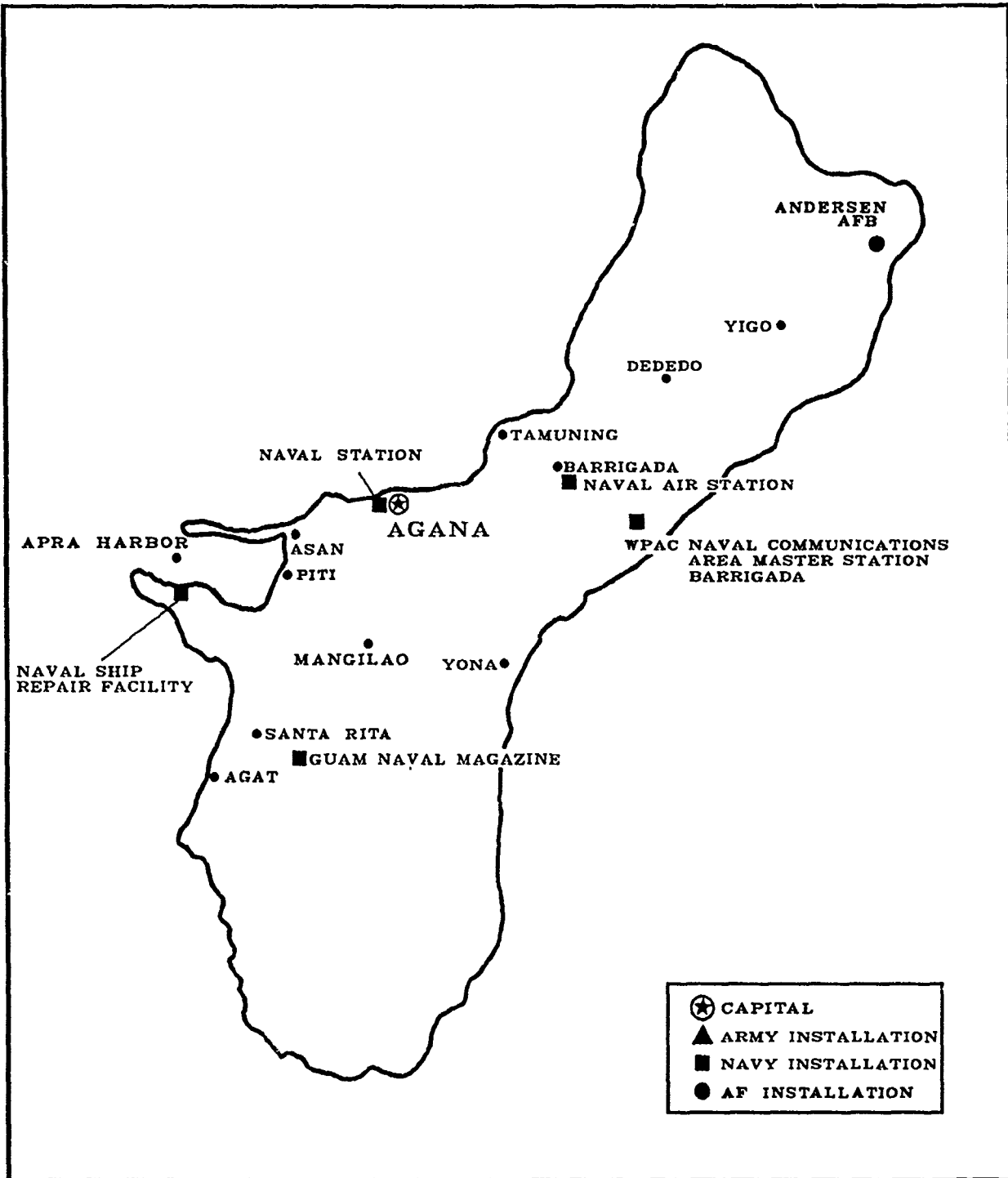
(DOLLARS IN THOUSANDS)

Personnel/Expenditures	Total	Army	Navy & Marine Corps	Air Force	Other Defense Activities		
I. Personnel - Total	9,029	2,922	459	5,572	76		
Active Duty Military	3,630	12	2	3,616	0		
Civilian	1,100	238	0	786	76		
Reserve & National Guard	4,299	2,672	457	1,170	0		
II. Expenditures - Total	\$236,677	\$27,460	\$8,033	\$160,440	\$40,744		
A. Payroll Outlays - Total	173,355	23,799	7,986	138,925	2,645		
Active Duty Military Pay	86,490	541	77	85,872	0		
Civilian Pay	32,443	6,393	0	23,405	2,645		
Reserve & National Guard Pay	13,657	7,840	603	5,214	0		
Retired Military Pay	40,765	9,025	7,306	24,434	0		
B. Prime Contracts Over \$25,000 Total	63,322	3,661	47	21,515	38,099		
Supply Contracts	38,835	808	47	40	37,940		
R&D Contracts	268	238	0	30	0		
Service Contracts	23,085	1,798	0	21,128	159		
Construction Contracts	557	240	0	317	0		
Civil Function Contracts	577	577	0	0	0		
Major Locations of Expenditures	Expenditures			Major Locations of Personnel	Military and Civilian Personnel		
	Total	Payroll Outlays	Prime Contracts		Total	Active Duty Military	Civilian
F.E. Warren AFB	\$125,481	\$102,568	\$22,913	F.E. Warren AFB	4,163	3,498	665
Cheyenne	43,669	40,023	3,646	Cheyenne	385	66	319
Newcastle	27,501	391	27,110	Powell	64	59	5
Casper	11,262	3,804	7,458	Guernsey	59	0	59
Laramie	3,896	3,593	303	Laramie	13	5	8
Sheridan	2,497	2,450	47	Casper	11	2	9
Powell	2,063	1,947	116	Lander	6	0	6
Riverton	894	647	247	Evanston	4	0	4
Green River	858	377	481	Lovell	4	0	4
Wheatland	628	514	114	Sheridan	4	0	4
Prime Contracts Over \$25,000 (Prior Three Years)	Total	Army	Navy & Marine Corps	Air Force	Other Defense Activities		
Fiscal Year 1990	\$63,006	\$1,721	\$188	\$13,671	\$47,426		
Fiscal Year 1989	67,136	10,836	488	14,539	41,273		
Fiscal Year 1988	54,613	5,193	815	11,189	37,416		
Top Five Contractors Receiving the Largest Dollar Volume of Prime Contract Awards in this State	Total Amount	Major Area of Work					
		FSC or Service Code Description	Amount				
1. HERMES CONSOLIDATED INC	\$27,110	Liquid Propellants & Fuel, Petroleum Base	\$27,110				
2. SINCLAIR OIL CORP	6,767	Liquid Propellants & Fuel, Petroleum Base	6,767				
3. BOWMAN JOHN INC	4,145	Maint/Missile System Facilities	636				
4. AMERICAN WYOTT CORPORATION	3,523	Kitchen Hand Tools and Utensils	2,891				
5. GROWLING BEAR COMPANY	1,804	Maint/Maintenance Buildings	995				
Total of Above	\$43,349	(68.5% of total awards over \$25,000)					

Prepared by: Washington Headquarters Services
Directorate for Information
Operations and Reports

MAP NO. 52

GUAM



Prepared By: Washington Headquarters Services
Directorate for Information
Operations and Reports

GUAM

FISCAL YEAR 1991

(DOLLARS IN THOUSANDS)

Personnel/Expenditures	Total	Army	Navy & Marine Corps	Air Force	Other Defense Activities
I. Personnel - Total	11,529	1,087	7,188	3,242	12
Active Duty Military	5,995	36	3,449	2,510	0
Civilian	4,233	0	3,666	555	12
Reserve & National Guard	1,301	1,051	73	177	0
<hr/>					
II. Expenditures - Total	\$475,239	\$2,476	\$343,340	\$95,494	\$33,929
A. Payroll Outlays - Total	344,859	2,255	266,809	75,611	184
Active Duty Military Pay	213,708	1,152	157,167	55,389	0
Civilian Pay	116,232	0	101,389	14,659	184
Reserve & National Guard Pay	2,423	1,074	318	1,031	0
Retired Military Pay	12,496	29	7,935	4,532	0
B. Prime Contracts Over \$25,000 Total	130,380	221	76,531	19,883	33,745
Supply Contracts	31,177	0	957	30	30,190
R&D Contracts	0	0	0	0	0
Service Contracts	78,932	221	55,303	19,853	3,555
Construction Contracts	20,271	0	20,271	0	0
Civil Function Contracts	0	0	0	0	0

Major Locations of Expenditures	Expenditures			Major Locations of Personnel	Military and Civilian Personnel		
	Total	Payroll Outlays	Prime Contracts		Total	Active Duty Military	Civilian
Agana	\$225,873	\$223,842	\$2,031	Agana	5,629	1,975	3,654
Andersen AFB	70,248	70,178	70	Andersen AB	3,015	2,460	555
Apra	24,916	17,948	6,968	Finegayan	977	977	0
Finegayan	20,140	20,110	30	Yona	395	395	0
Yona	5,748	5,748	0	Apra	70	70	0
Naval Supply Depot	2,049	2,049	0	Nimitz Hill	68	68	0
Tamuning	1,772	1,746	26	Naval Supply Depot	48	36	12
Nimitz Hill Annex	1,611	1,611	0	Barrigada	14	14	0
Guam Nav Shp Rep Fac	436	0	436	Agat	1	0	1
Guam Naval Magazine	374	0	374				

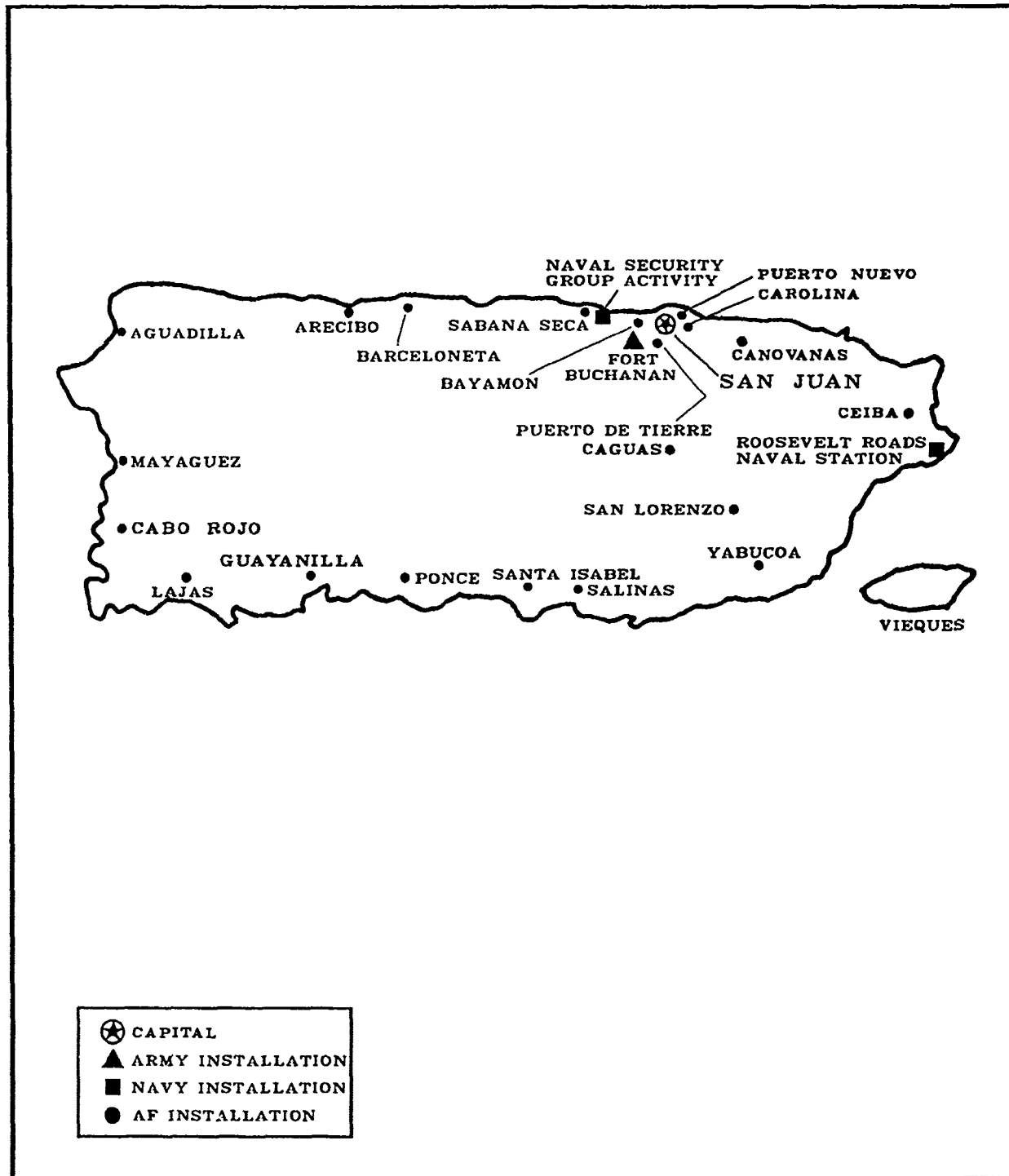
Prime Contracts Over \$25,000 (Prior Three Years)	Total	Army	Navy & Marine Corps	Air Force	Other Defense Activities
Fiscal Year 1990	\$89,571	\$65	\$76,249	\$7,997	\$5,260
Fiscal Year 1989	81,733	509	67,107	5,765	8,352
Fiscal Year 1988	111,791	696	74,310	26,780	10,005

Top Five Contractors Receiving the Largest Dollar Volume of Prime Contract Awards in this Area	Total Amount	Major Area of Work	
		FSC or Service Code Description	Amount
1. ROYAL DUTCH SHELL GROUP OF COS	\$32,172	Liquid Propellants & Fuel, Petroleum Base	\$30,190
2. INTERNATIONAL BRIDGE CORP	9,325	Maint/All Other Non-Building Facilities	8,006
3. MONTEREY MECHANICAL CO	7,789	Sewage & Waste Facilities	5,741
4. BRAZOS ROOFING INTERNATIONAL	6,801	Maint/Family Housing Facilities	3,917
5. NORSE INC	6,075	Maint/Dining Facilities	1,704
Total of Above	\$62,162	(47.7% of total awards over \$25,000)	

Prepared by: Washington Headquarters Services
 Directorate for Information
 Operations and Reports

MAP NO. 53

PUERTO RICO



Prepared By: Washington Headquarters Services
Directorate for Information
Operations and Reports

PUERTO RICO

FISCAL YEAR 1991

(DOLLARS IN THOUSANDS)

Personnel/Expenditures	Total	Army	Navy & Marine Corps	Air Force	Other Defense Activities
I. Personnel - Total	25,438	20,217	3,883	529	809
Active Duty Military	2,891	386	2,376	129	0
Civilian	2,927	1,150	687	281	809
Reserve & National Guard	19,620	18,681	820	119	0
II. Expenditures - Total	\$828,582	\$166,591	\$191,032	\$27,398	\$443,561
A. Payroll Outlays - Total	271,757	128,892	96,701	26,923	19,241
Active Duty Military Pay	74,003	9,943	59,592	4,468	0
Civilian Pay	84,610	26,470	30,130	8,769	19,241
Reserve & National Guard Pay	50,643	41,768	2,531	6,344	0
Retired Military Pay	62,501	50,711	4,448	7,342	0
B. Prime Contracts Over \$25,000 Total	556,825	37,699	94,331	475	424,320
Supply Contracts	427,539	7,792	399	210	419,138
R&D Contracts	90	0	0	90	0
Service Contracts	81,142	4,629	71,156	175	5,182
Construction Contracts	23,960	1,184	22,776	0	0
Civil Function Contracts	24,094	24,094	0	0	0

Major Locations of Expenditures	Expenditures			Major Locations of Personnel	Military and Civilian Personnel		
	Total	Payroll Outlays	Prime Contracts		Total	Active Duty Military	Civilian
Roosevelt Roads NS	\$141,984	\$55,638	\$86,346	Roosevelt Roads NS	2,311	2,137	174
Mayaguez	125,883	2,525	123,358	Fort Buchanan	1,223	227	996
Guayanilla	86,995	120	86,875	Ceiba	575	0	575
Yabucoa	53,018	165	52,853	Sabana Seca	397	315	82
San Lorenzo	43,196	261	42,935	San Juan	296	74	222
Lajas	37,225	312	36,913	Puerta De Tierra	240	0	240
Fort Buchanan	34,060	33,414	646	Salinas	165	4	161
San Juan	32,372	26,396	5,976	Aguadilla	97	0	97
Ponce	25,148	3,863	21,285	Vieques	67	38	29
Ceiba	19,918	19,823	95	Mayaguez	30	6	24

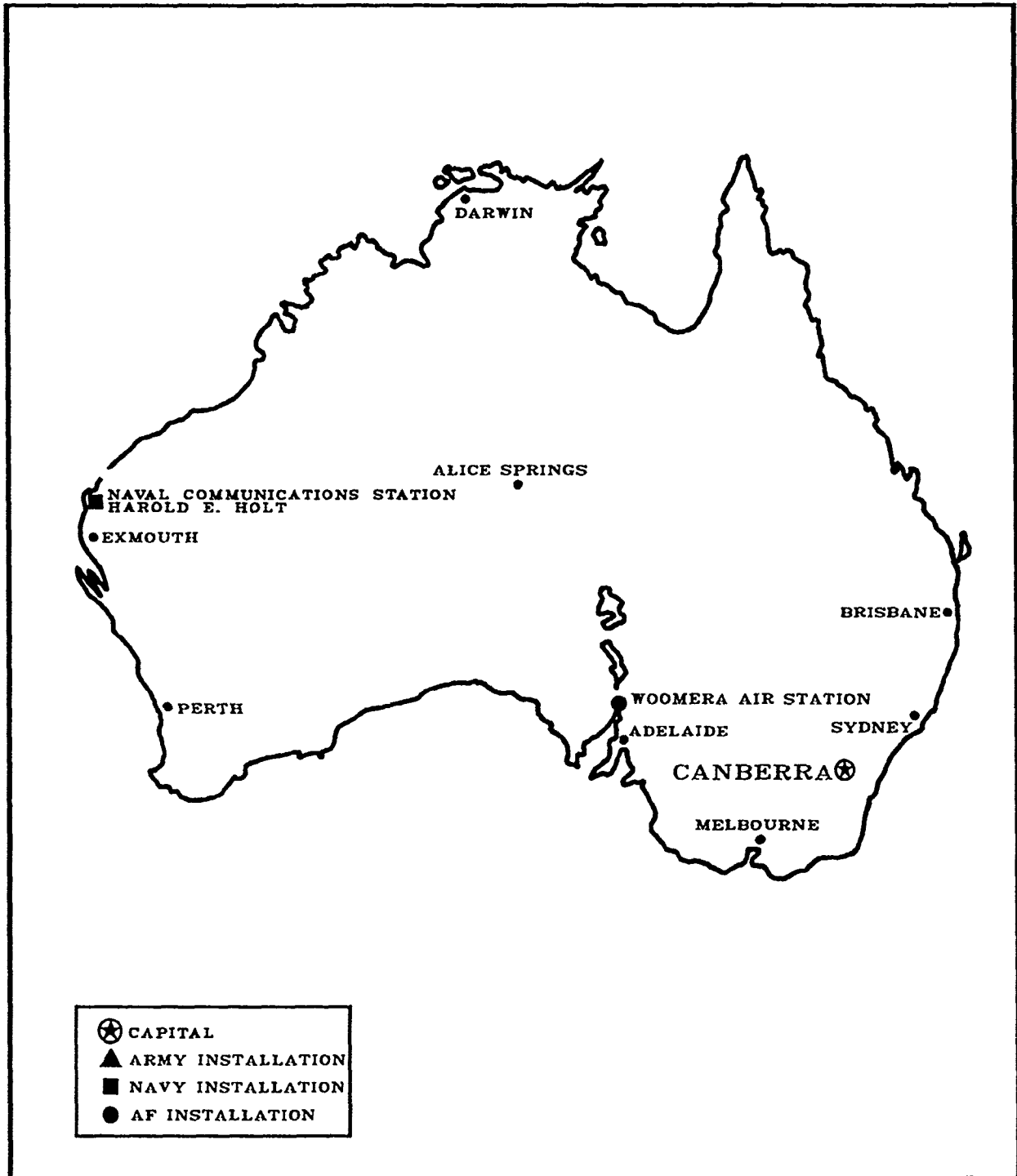
Prime Contracts Over \$25,000 (Prior Three Years)	Total	Army	Navy & Marine Corps	Air Force	Other Defense Activities
Fiscal Year 1990	\$457,906	\$83,710	\$114,354	\$532	\$259,310
Fiscal Year 1989	290,130	36,326	48,253	309	205,242
Fiscal Year 1988	278,865	17,034	83,307	239	178,285

Top Five Contractors Receiving the Largest Dollar Volume of Prime Contract Awards in this Area	Total Amount	Major Area of Work	
		FSC or Service Code Description	Amount
1. PROPPER INTERNATIONAL INC	\$101,839	Clothing, Special Purpose	\$101,227
2. PEERLESS PETROCHEMICALS INC	86,875	Liquid Propellants & Fuel, Petroleum Base	86,875
3. SUN COMPANY INC	52,853	Liquid Propellants & Fuel, Petroleum Base	52,853
4. LAJAS INDUSTRIES	36,913	Clothing, Special Purpose	36,913
5. GIBRALTAR P R INC	29,503	Clothing, Special Purpose	19,506
Total of Above	\$307,983	(55.3% of total awards over \$25,000)	

Prepared by: Washington Headquarters Services
 Directorate for Information
 Operations and Reports

MAP NO. 54

AUSTRALIA



Prepared By: Washington Headquarters Services
Directorate for Information
Operations and Reports

AUSTRALIA

FISCAL YEAR 1991

(DOLLARS IN THOUSANDS)

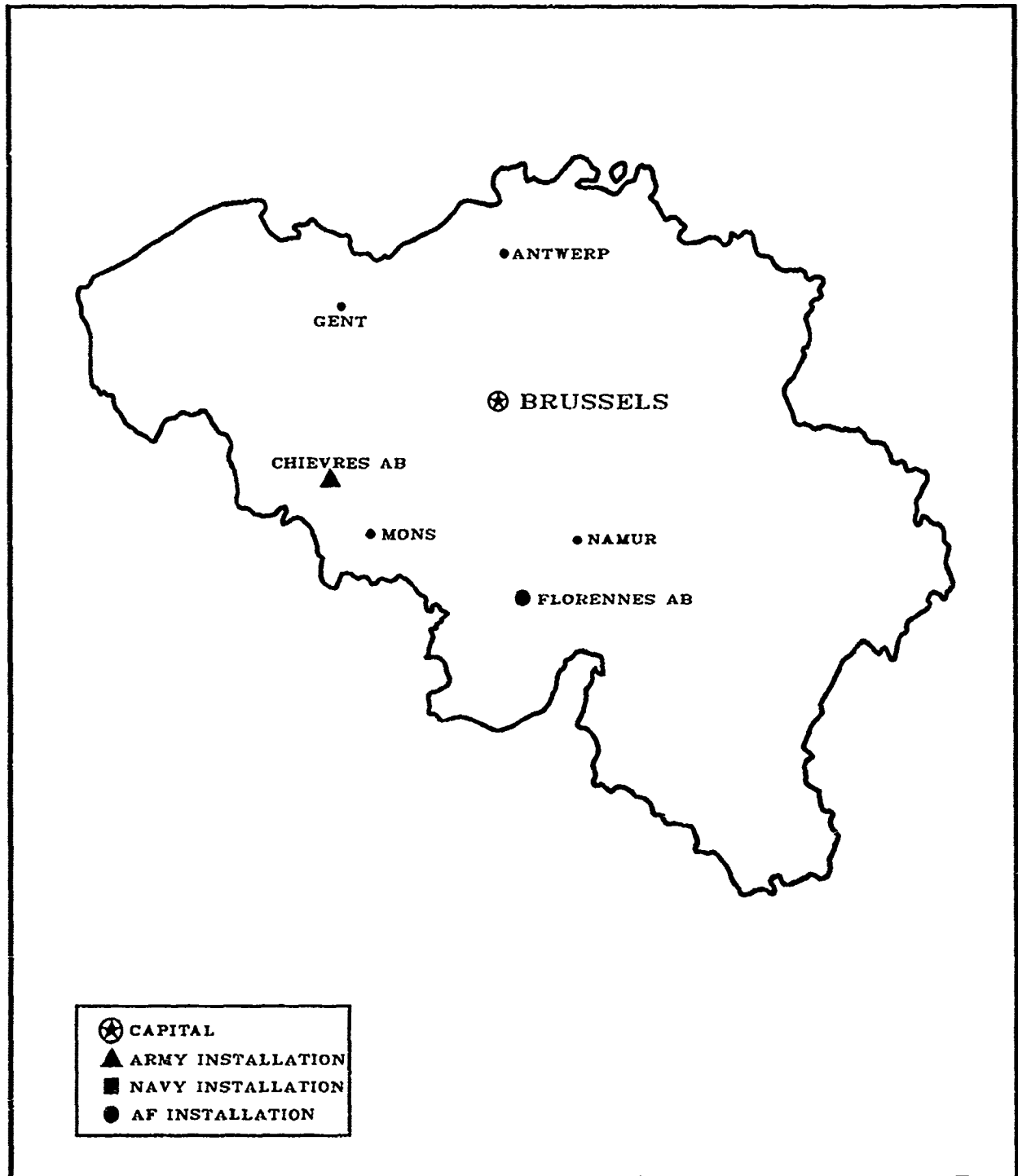
Personnel/Expenditures 1/	Total	Army	Navy & Marine Corps	Air Force	Other Defense Activities
I. Personnel - Total	1,592	68	938	584	2
Active Duty Military	707	8	423	276	0
Civilian	194	0	190	2	2
Military Dependents	651	60	285	306	0
U.S. Civilian Dependents	40	0	40	0	0
II. Expenditures - Total	\$41,285	\$1,946	\$21,236	\$11,551	\$6,552
A. Payroll Outlays - Total	31,524	1,897	17,858	11,551	218
Active Duty Military Pay	19,971	400	10,260	9,311	0
Civilian Pay	5,526	25	5,230	53	218
Reserve & National Guard Pay	0	0	0	0	0
Retired Military Pay	6,027	1,472	2,368	2,187	0
B. Prime Contracts Over \$25,000 Total	9,761	49	3,378	0	6,334
Supply Contracts	8,163	49	1,809	0	6,305
R&D Contracts	29	0	0	0	29
Service Contracts	492	0	492	0	0
Construction Contracts	1,077	0	1,077	0	0
Civil Function Contracts	0	0	0	0	0
Prime Contracts Over \$25,000 (Prior Three Years)	Total	Army	Navy & Marine Corps	Air Force	Other Defense Activities
Fiscal Year 1990	\$18,726	\$4,303	\$7,494	\$95	\$6,834
Fiscal Year 1989	6,158	1,223	2,709	0	2,226
Fiscal Year 1988	14,363	541	6,113	259	7,450
Top Five Contractors Receiving the Largest Dollar Volume of Prime Contract Awards in this Country	Total Amount	Major Area of Work			
		FSC or Service Code Description		Amount	
1. MOBIL CORPORATION	\$3,835	Fuel Oils		\$3,685	
2. BRITISH PETROLEUM CO PLC	2,375	Fuel Oils		2,375	
3. MERCURY RENTALS	1,181	Airfield Specialized Trucks and Trailers		1,181	
4. WYLIE & SKENE PTY LTD	802	Family Housing Facilities		802	
5. AWA DEFENSE INDUSTRIES	516	Electronic Modules		516	
Total of Above	\$8,709	(89.2% of total awards over \$25,000)			

Prepared by: Washington Headquarters Services
Directorate for Information
Operations and Reports

1/ For cost of operations information, refer to DoD Budget Exhibit OP-53.

MAP NO. 55

BELGIUM



Prepared By: Washington Headquarters Services
Directorate for Information
Operations and Reports

BELGIUM

FISCAL YEAR 1991

(DOLLARS IN THOUSANDS)

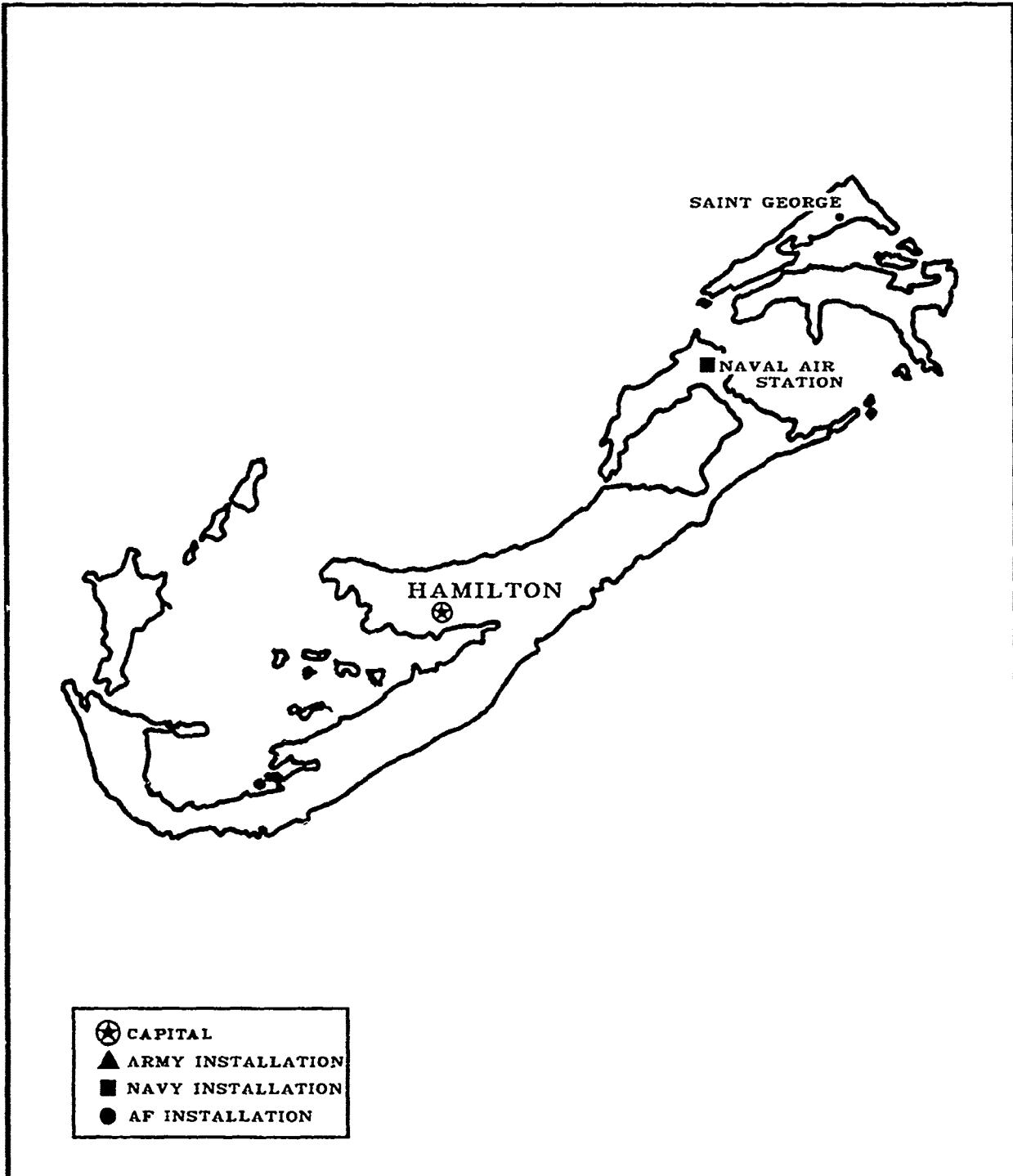
Personnel/Expenditures 1/	Total	Army	Navy & Marine Corps	Air Force	Other Defense Activities
I. Personnel - Total	6,529	4,373	352	1,575	229
Active Duty Military	2,347	1,634	148	565	0
Civilian	555	360	0	6	189
Military Dependents	3,380	2,189	204	987	0
U.S. Civilian Dependents	247	190	0	17	40
II. Expenditures - Total	\$187,079	\$95,488	\$6,383	\$42,605	\$42,603
A. Payroll Outlays - Total	109,327	68,905	5,326	28,240	6,856
Active Duty Military Pay	87,122	55,854	4,855	26,413	0
Civilian Pay	17,734	10,602	0	276	6,856
Reserve & National Guard Pay	368	368	0	0	0
Retired Military Pay	4,103	2,081	471	1,551	0
B. Prime Contracts Over \$25,000 Total	77,752	26,583	1,057	14,365	35,747
Supply Contracts	37,979	1,795	0	2,443	33,741
R&D Contracts	35	35	0	0	0
Service Contracts	39,351	24,493	1,057	11,795	2,006
Construction Contracts	387	260	0	127	0
Civil Function Contracts	0	0	0	0	0
Prime Contracts Over \$25,000 (Prior Three Years)	Total	Army	Navy & Marine Corps	Air Force	Other Defense Activities
Fiscal Year 1990	\$55,722	\$21,543	\$843	\$31,431	\$1,905
Fiscal Year 1989	54,061	16,027	679	35,191	2,164
Fiscal Year 1988	41,652	17,297	1,399	16,649	6,307
Top Five Contractors Receiving the Largest Dollar Volume of Prime Contract Awards in this Country	Total Amount	Major Area of Work			
		FSC or Service Code Description		Amount	
1. EXXON CORPORATION	\$32,609	Liquid Propellants & Fuel, Petroleum Base		\$32,609	
2. FABRIQUE NATIONALE HERSTAL SA	13,282	Maint & Repair of Eq/Engines, Turbines & C		11,514	
3. AGUSTA INTERNATIONAL S A	6,814	Maint & Repair of Eq/Aircraft Structural C		6,814	
4. INTERGRADE MONITOR SECURITY	4,988	Guard Services		4,988	
5. NOORD NATIE S V	4,410	Stevedoring		4,410	
Total of Above	\$62,103	(79.9% of total awards over \$25,000)			

Prepared by: Washington Headquarters Services
Directorate for Information
Operations and Reports

1/ For cost of operations information, refer to DoD Budget Exhibit OP-53.

MAP NO. 56

BERMUDA



Prepared By: Washington Headquarters Services
Directorate for Information
Operations and Reports

BERMUDA

FISCAL YEAR 1991

(DOLLARS IN THOUSANDS)

Personnel/Expenditures 1/	Total	Army	Navy & Marine Corps	Air Force	Other Defense Activities
I. Personnel - Total	2,971	1	2,914	0	56
Active Duty Military	1,178	1	1,177	0	0
Civilian	420	0	364	0	56
Military Dependents	1,067	0	1,067	0	0
U.S. Civilian Dependents	306	0	306	0	0
<hr style="border-top: 1px dashed black;"/>					
II. Expenditures - Total	\$77,560	\$3,604	\$70,218	\$99	\$3,639
A. Payroll Outlays - Total	43,511	3,604	37,326	99	2,482
Active Duty Military Pay	25,849	40	25,809	0	0
Civilian Pay	15,729	2,160	11,087	0	2,482
Reserve & National Guard Pay	0	0	0	0	0
Retired Military Pay	1,933	1,404	430	99	0
B. Prime Contracts Over \$25,000 Total	34,049	0	32,892	0	1,157
Supply Contracts	413	0	0	0	413
R&D Contracts	0	0	0	0	0
Service Contracts	32,534	0	31,790	0	744
Construction Contracts	1,102	0	1,102	0	0
Civil Function Contracts	0	0	0	0	0
<hr style="border-top: 1px dashed black;"/>					
Prime Contracts Over \$25,000 (Prior Three Years)	Total	Army	Navy & Marine Corps	Air Force	Other Defense Activities
Fiscal Year 1990	\$7,831	\$0	\$7,618	\$0	\$213
Fiscal Year 1989	4,906	0	4,100	0	806
Fiscal Year 1988	14,684	0	13,406	0	1,278
<hr style="border-top: 1px dashed black;"/>					
Top Five Contractors Receiving the Largest Dollar Volume of Prime Contract Awards in this Country	Total Amount	Major Area of Work			
		FSC or Service Code Description			Amount
<hr style="border-top: 1px dashed black;"/>					
1. G & C ENTERPRISES INC	\$27,647	Maint/All Other Non-Building Facilities			\$27,577
2. VIRTEXCO CORPORATION	1,281	Maint/All Other Non-Building Facilities			1,281
3. B H SERVICES	816	Food Services			816
4. MERCURY AIR GROUP INC	744	Operation/Fuel Storage Buildings			744
5. BLUERIDGE GENERAL INC	742	Highways, Roads, Streets, & Bridges			742
Total of Above	\$31,230	(91.7% of total awards over \$25,000)			

Prepared by: Washington Headquarters Services
Directorate for Information
Operations and Reports

1/ For cost of operations information, refer to DoD Budget Exhibit OP-53.

MAP NO. 57

CANADA



Prepared By: Washington Headquarters Services
Directorate for Information
Operations and Reports

CANADA

FISCAL YEAR 1991

(DOLLARS IN THOUSANDS)

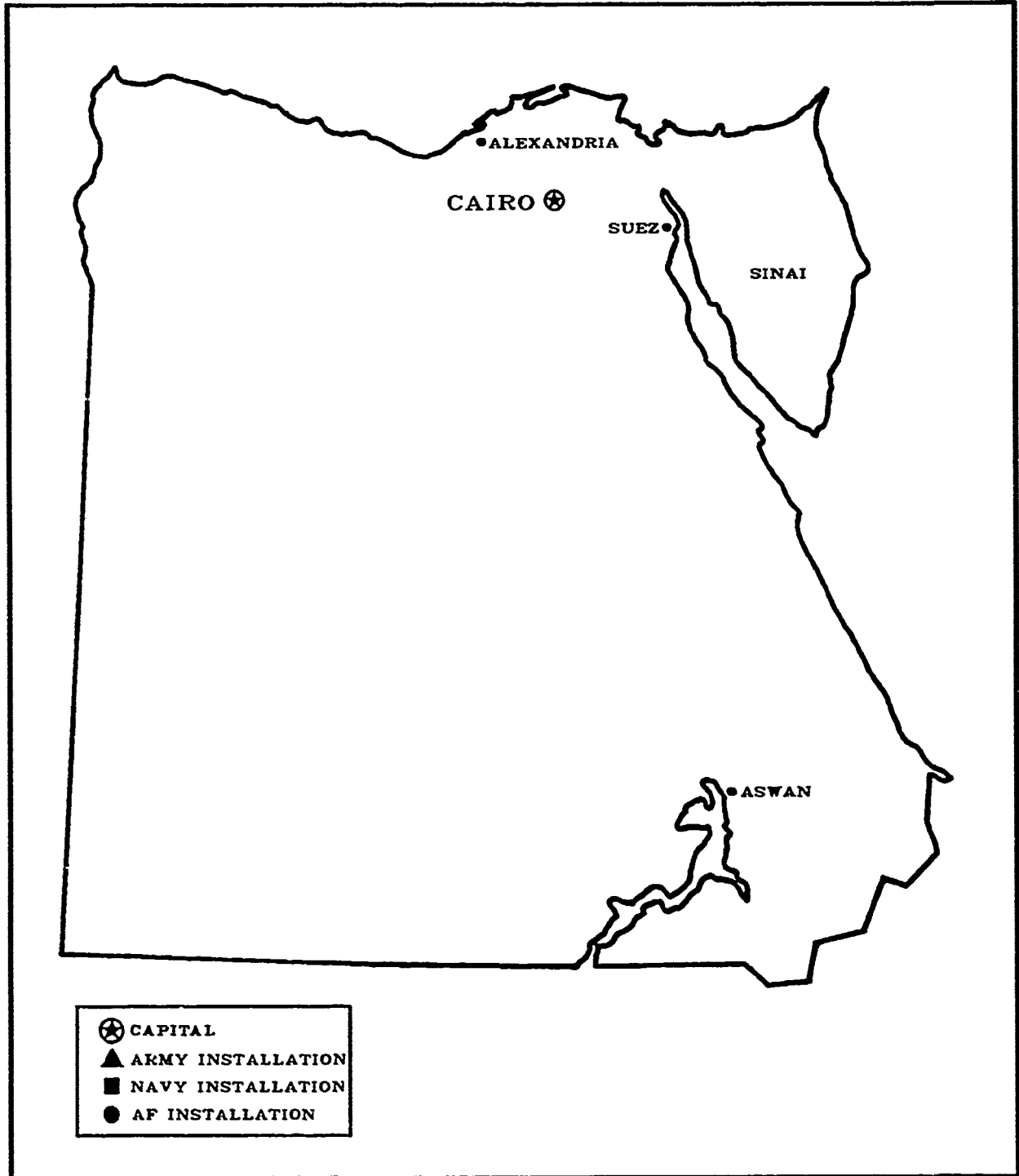
Personnel/Expenditures 1/	Total	Army	Navy & Marine Corps	Air Force	Other Defense Activities
I. Personnel - Total	1,287	25	950	263	49
Active Duty Military	513	16	380	117	0
Civilian	206	2	156	9	39
Military Dependents	519	7	377	135	0
U.S. Civilian Dependents	49	0	37	2	10
II. Expenditures - Total	\$505,171	\$142,139	\$106,950	\$126,676	\$129,406
A. Payroll Outlays - Total	33,982	2,923	18,132	11,279	1,648
Active Duty Military Pay	17,077	240	9,940	6,897	0
Civilian Pay	8,143	232	5,671	592	1,648
Reserve & National Guard Pay	0	0	0	0	0
Retired Military Pay	8,762	2,451	2,521	3,790	0
B. Prime Contracts Over \$25,000 Total	471,189	139,216	88,818	115,397	127,758
Supply Contracts	365,621	129,911	81,402	32,410	121,898
R&D Contracts	25,067	2,423	1,826	14,958	5,860
Service Contracts	77,378	3,759	5,590	68,029	0
Construction Contracts	0	0	0	0	0
Civil Function Contracts	3,123	3,123	0	0	0
Prime Contracts Over \$25,000 (Prior Three Years)	Total	Army	Navy & Marine Corps	Air Force	Other Defense Activities
Fiscal Year 1990	\$379,224	\$70,810	\$88,282	\$143,386	\$76,746
Fiscal Year 1989	473,565	138,906	76,090	161,130	97,439
Fiscal Year 1988	474,404	149,012	88,598	156,292	80,502
Top Five Contractors Receiving the Largest Dollar Volume of Prime Contract Awards in this Country	Total Amount	Major Area of Work			
		FSC or Service Code Description			Amount
1. CANADIAN COMMERCIAL CORP	\$276,534	Punched Card Equip			\$30,202
2. WESTERN PETROLEUM COMPANY	59,019	Liquid Propellants & Fuel, Petroleum Base			59,019
3. ITT CORPORATION	38,373	Operation/Radar & Navigational Facilities			38,373
4. HERCUM INC	29,556	Aircraft Landing Gear Components			15,872
5. REFINERY ASSOCIATES OF TEXAS	10,705	Fuel Oils			10,705
Total of Above	\$414,187	(87.9% of total awards over \$25,000)			

Prepared by: Washington Headquarters Services
Directorate for Information
Operations and Reports

1/ For cost of operations information, refer to DoD Budget Exhibit OP-53.

MAP NO. 58

EGYPT



Prepared By: Washington Headquarters Services
Directorate for Information
Operations and Reports

EGYPT

FISCAL YEAR 1991

(DOLLARS IN THOUSANDS)

Personnel/Expenditures 1/	Total	Army	Navy & Marine Corps	Air Force	Other Defense Activities
I. Personnel - Total	1,575	1,085	345	145	0
Active Duty Military	1,135	1,023	72	40	0
Civilian	299	43	222	34	0
Military Dependents	90	9	41	40	0
U.S. Civilian Dependents	51	10	10	31	0
II. Expenditures - Total	\$175,459	\$131,961	\$4,887	\$21,408	\$17,203
A. Payroll Outlays - Total	39,527	33,323	3,725	2,479	0
Active Duty Military Pay	34,469	30,864	1,883	1,722	0
Civilian Pay	4,443	2,173	1,679	591	0
Reserve & National Guard Pay	0	0	0	0	0
Retired Military Pay	615	286	163	166	0
B. Prime Contracts Over \$25,000 Total	135,932	98,638	1,162	18,929	17,203
Supply Contracts	16,828	0	0	0	16,828
R&D Contracts	1,895	1,895	0	0	0
Service Contracts	92,666	72,200	1,162	18,929	375
Construction Contracts	24,543	24,543	0	0	0
Civil Function Contracts	0	0	0	0	0
Prime Contracts Over \$25,000 (Prior Three Years)	Total	Army	Navy & Marine Corps	Air Force	Other Defense Activities
Fiscal Year 1990	\$75,839	\$20,970	\$30,892	\$23,977	\$0
Fiscal Year 1989	95,459	81,030	1,884	12,545	0
Fiscal Year 1988	44,049	37,832	75	6,142	0
Top Five Contractors Receiving the Largest Dollar Volume of Prime Contract Awards in this Country	Total Amount	Major Area of Work			
		FSC or Service Code Description	Amount		
1. GENERAL DYNAMICS CORPORATION	\$80,429	Program Management/Support Services	\$62,228		
2. ENSERCH CORPORATION	20,696	Other Miscellaneous Buildings	14,851		
3. CALTEX PETROLEUM CORPORATION	9,015	Fuel Oils	6,774		
4. BURNS & MC DONNELL INC	8,047	Airfield, Communication & Missile Facilities	8,047		
5. EXXON CORPORATION	7,813	Fuel Oils	7,813		
Total of Above	\$126,000	(92.7% of total awards over \$25,000)			

Prepared by: Washington Headquarters Services
Directorate for Information
Operations and Reports

1/ For cost of operations information, refer to DoD Budget Exhibit OP-53.

MAP NO. 59

GERMANY



Prepared By: Washington Headquarters Services
Directorate for Information
Operations and Reports

GERMANY

FISCAL YEAR 1991

(DOLLARS IN THOUSANDS)

Personnel/Expenditures 1/	Total	Army	Navy & Marine Corps	Air Force	Other Defense Activities
I. Personnel - Total	469,752	388,665	1,022	71,801	8,264
Active Duty Military	203,423	173,173	421	29,829	0
Civilian	30,218	20,088	20	2,243	7,867
Military Dependents	225,058	186,096	560	38,402	0
U.S. Civilian Dependents	11,053	9,308	21	1,327	397
II. Expenditures - Total	\$6,965,796	\$5,283,405	\$88,862	\$1,169,839	\$423,690
A. Payroll Outlays - Total	5,596,062	4,286,772	18,193	1,007,270	283,827
Active Duty Military Pay	4,631,728	3,711,588	14,397	905,743	0
Civilian Pay	824,768	470,305	880	69,756	283,827
Reserve & National Guard Pay	13,669	13,669	0	0	0
Retired Military Pay	125,897	91,210	2,916	31,771	0
B. Prime Contracts Over \$25,000 Total	1,369,734	996,633	70,669	162,569	139,863
Supply Contracts	227,210	118,724	20,789	22,001	65,696
R&D Contracts	36,826	17,493	9,065	0	10,268
Service Contracts	1,072,450	832,655	40,815	135,081	63,899
Construction Contracts	33,248	27,761	0	5,487	0
Civil Function Contracts	0	0	0	0	0
Prime Contracts Over \$25,000 (Prior Three Years)	Total	Army	Navy & Marine Corps	Air Force	Other Defense Activities
Fiscal Year 1990	\$1,736,724	\$1,217,081	\$172,927	\$225,864	\$120,852
Fiscal Year 1989	1,740,683	1,322,153	30,794	213,820	173,916
Fiscal Year 1988	2,030,079	1,669,877	6,439	203,555	150,208
Top Five Contractors Receiving the Largest Dollar Volume of Prime Contract Awards in this Country	Total Amount	Major Area of Work			
		FSC or Service Code Description		Amount	
1. EUROPEAN UTILITY CO	\$254,201	Other Utilities		\$124,407	
2. MIP INSTANDSETZUNGSBETRIC	142,320	Operation/Maintenance Buildings		142,320	
3. DEUTSCHE BUNDESPOST	68,529	Other ADP & Telecommunication Services		36,206	
4. FEDERAL MINISTRY OF REGIONAL	36,293	Maint/Other Miscellaneous Buildings		7,345	
5. MIDGARD DSAG	26,687	Stevedoring		26,687	
Total of Above	\$528,030	(38.5% of total awards over \$25,000)			

Prepared by: Washington Headquarters Services
Directorate for Information
Operations and Reports

1/ For cost of operations information, refer to DoD Budget Exhibit OP-53.

MAP NO. 60

GREECE



Prepared By: Washington Headquarters Services
Directorate for Information
Operations and Reports

GREECE

FISCAL YEAR 1991

(DOLLARS IN THOUSANDS)

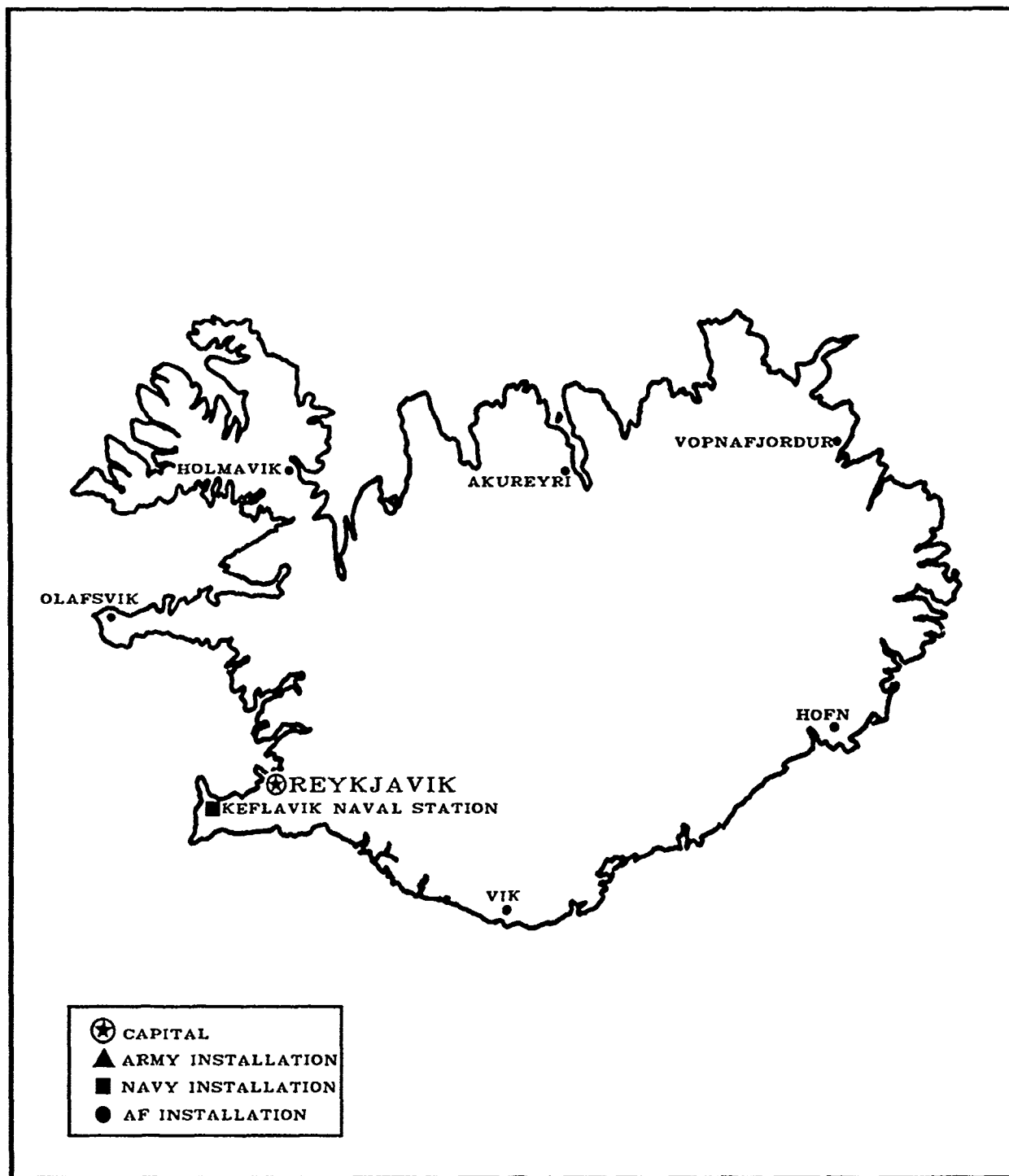
Personnel/Expenditures 1/	Total	Army	Navy & Marine Corps	Air Force	Other Defense Activities
I. Personnel - Total	2,919	557	219	2,058	85
Active Duty Military	1,375	164	199	1,012	0
Civilian	184	23	2	88	71
Military Dependents	1,295	364	18	913	0
U.S. Civilian Dependents	65	6	0	45	14
II. Expenditures - Total	\$306,175	\$5,734	\$7,654	\$61,326	\$231,461
A. Payroll Outlays - Total	53,765	4,848	5,064	42,079	1,774
Active Duty Military Pay	45,745	4,175	4,497	37,073	0
Civilian Pay	4,351	0	104	2,473	1,774
Reserve & National Guard Pay	0	0	0	0	0
Retired Military Pay	3,669	673	463	2,533	0
B. Prime Contracts Over \$25,000 Total	252,410	886	2,590	19,247	229,687
Supply Contracts	227,323	736	0	889	225,698
R&D Contracts	0	0	0	0	0
Service Contracts	24,005	150	1,583	18,283	3,989
Construction Contracts	1,082	0	1,007	75	0
Civil Function Contracts	0	0	0	0	0
Prime Contracts Over \$25,000 (Prior Three Years)	Total	Army	Navy & Marine Corps	Air Force	Other Defense Activities
Fiscal Year 1990	\$119,305	\$286	\$2,932	\$23,303	\$92,784
Fiscal Year 1989	100,808	69	1,473	3,308	95,958
Fiscal Year 1988	173,436	300	4,186	17,192	151,758
Top Five Contractors Receiving the Largest Dollar Volume of Prime Contract Awards in this Country	Total Amount	Major Area of Work			
		FSC or Service Code Description		Amount	
1. MOTOR OILS HELLAS CORINTH REFI	\$209,493	Liquid Propellants & Fuel, Petroleum Base		\$157,455	
2. HELLENIC FUEL & LUBRICANT IND	19,150	Liquid Propellants & Fuel, Petroleum Base		17,810	
3. PACIFIC ARCHITCTS ENGINEERS INC	11,102	Facilities Operations Support Services		11,102	
4. ITT CORPORATION	2,995	Operation/Electronic & Communication Facil		2,995	
5. ABB ASEA BROWN BOVERI LTD	1,950	Facilities Operations Support Services		1,950	
Total of Above	\$244,690	(96.9% of total awards over \$25,000)			

Prepared by: Washington Headquarters Services
 Directorate for Information
 Operations and Reports

1/ For cost of operations information, refer to DoD Budget Exhibit OP-53.

MAP NO. 61

ICELAND



ICELAND

FISCAL YEAR 1991

(DOLLARS IN THOUSANDS)

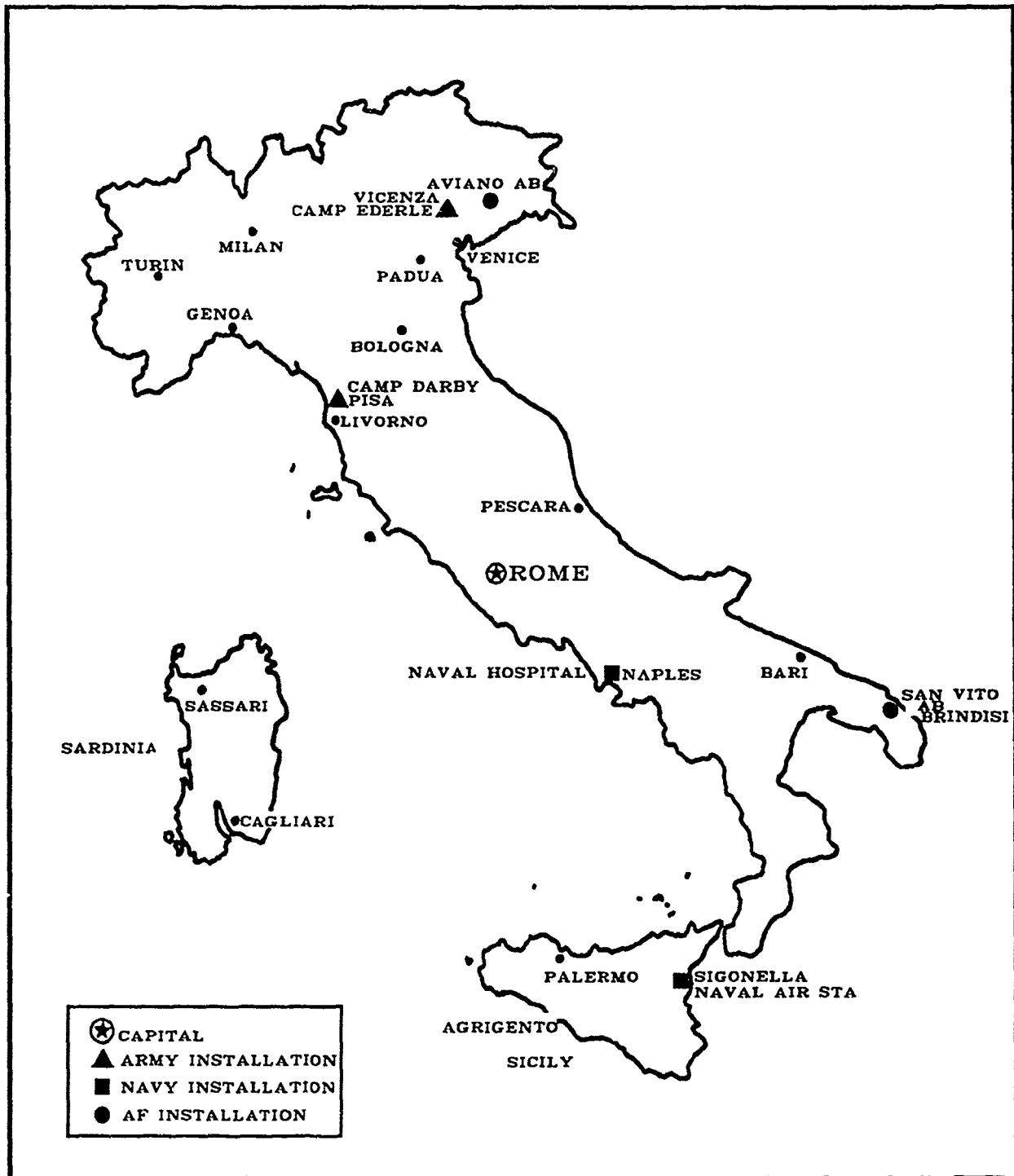
Personnel/Expenditures 1/	Total	Army	Navy & Marine Corps	Air Force	Other Defense Activities
I. Personnel - Total	6,474	4	4,043	2,403	24
Active Duty Military	3,209	4	1,889	1,316	0
Civilian	893	0	793	76	24
Military Dependents	2,372	0	1,361	1,011	0
U.S. Civilian Dependents	0	0	0	0	0
II. Expenditures - Total	\$209,560	\$221	\$165,657	\$35,472	\$8,210
A. Payroll Outlays - Total	104,678	221	67,343	34,324	2,790
Active Duty Military Pay	69,225	177	34,927	34,121	0
Civilian Pay	35,067	0	32,277	0	2,790
Reserve & National Guard Pay	0	0	0	0	0
Retired Military Pay	386	44	139	203	0
B. Prime Contracts Over \$25,000 Total	104,882	0	98,314	1,148	5,420
Supply Contracts	70	0	70	0	0
R&D Contracts	0	0	0	0	0
Service Contracts	44,048	0	37,480	1,148	5,420
Construction Contracts	60,764	0	60,764	0	0
Civil Function Contracts	0	0	0	0	0
Prime Contracts Over \$25,000 (Prior Three Years)	Total	Army	Navy & Marine Corps	Air Force	Other Defense Activities
Fiscal Year 1990	\$109,082	\$0	\$100,745	\$1,528	\$6,809
Fiscal Year 1989	39,430	0	30,289	1,729	7,412
Fiscal Year 1988	123,784	0	117,570	1,515	4,699
Top Five Contractors Receiving the Largest Dollar Volume of Prime Contract Awards in this Country	Total Amount	Major Area of Work			
		FSC or Service Code Description		Amount	
1. ICELAND PRIME CONTRACTOR	\$63,439	Family Housing Facilities		\$28,006	
2. KEFLAVIK CONTRACTORS	22,349	Maint/Other Utilities		4,593	
3. RADAR AGENCY GOVT OF ICELAND	9,554	Facilities Operations Support Services		8,171	
4. OLIUSELAGID H F SO	2,816	Lease/Fuel Storage Buildings		1,599	
5. OLIUSTODIN HELGUVIK	1,231	Operation/Fuel Storage Buildings		1,348	
Total of Above	\$99,389	(94.8% of total awards over \$25,000)			

Prepared by: Washington Headquarters Services
Directorate for Information
Operations and Reports

1/ For cost of operations information, refer to DoD Budget Exhibit OP-53.

MAP NO. 62

ITALY



Prepared By: Washington Headquarters Services
Directorate for Information
Operations and Reports

ITALY

FISCAL YEAR 1991

(DOLLARS IN THOUSANDS)

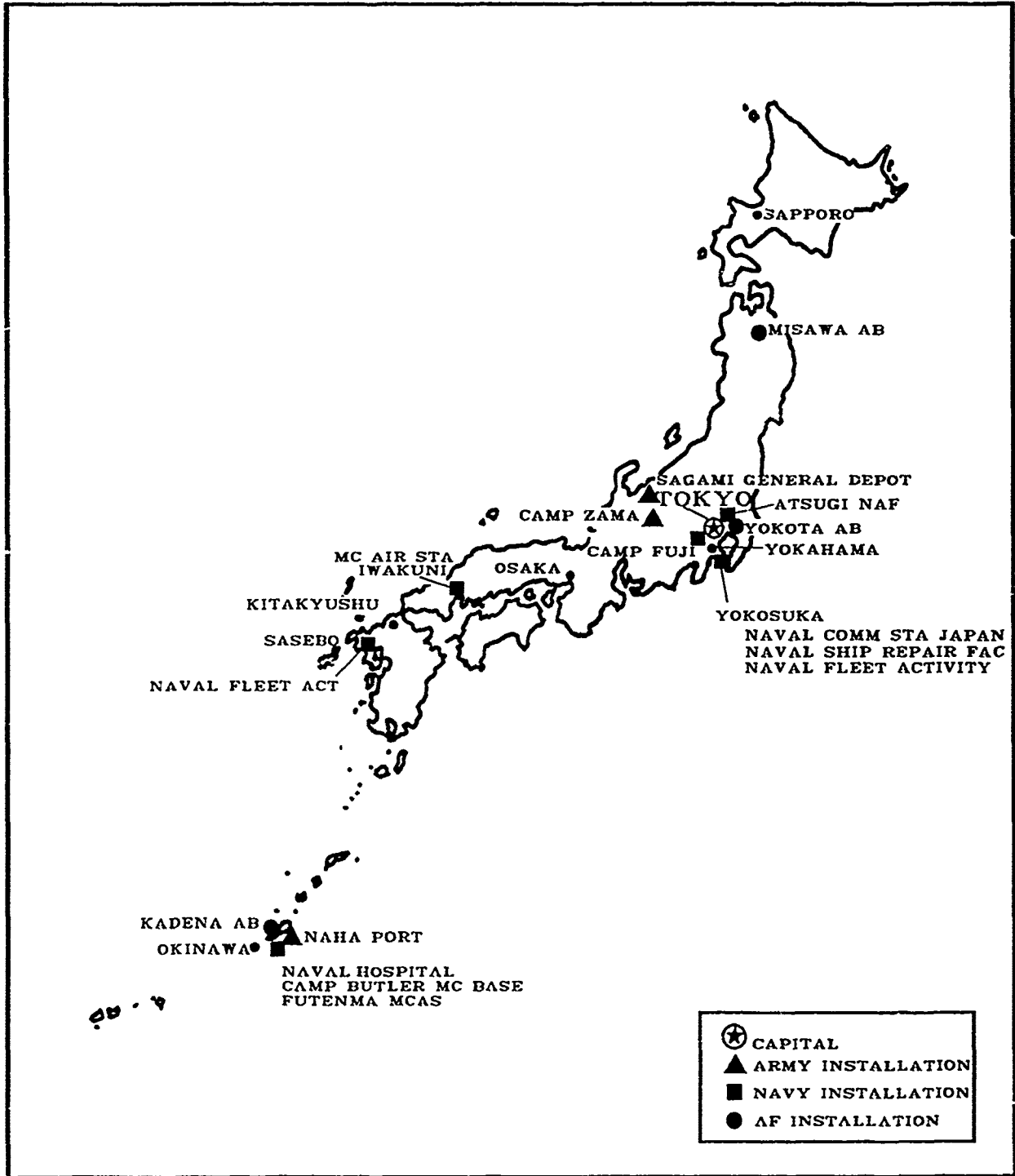
Personnel/Expenditures 1/	Total	Army	Navy & Marine Corps	Air Force	Other Defense Activities
I. Personnel - Total	33,512	9,865	13,155	9,758	734
Active Duty Military	13,389	4,159	5,221	4,009	0
Civilian	4,608	1,479	1,693	803	633
Military Dependents	14,389	4,037	5,509	4,843	0
U.S. Civilian Dependents	1,126	190	732	103	101
II. Expenditures - Total	\$899,933	\$197,462	\$360,224	\$164,575	\$177,672
A. Payroll Outlays - Total	545,501	161,515	222,071	138,889	23,026
Active Duty Military Pay	397,144	114,397	169,366	113,381	0
Civilian Pay	137,953	42,299	50,062	22,566	23,026
Reserve & National Guard Pay	337	337	0	0	0
Retired Military Pay	10,067	4,482	2,643	2,942	0
B. Prime Contracts Over \$25,000 Total	354,432	35,947	138,153	25,686	154,646
Supply Contracts	91,741	2,780	19,090	4,392	65,479
R&D Contracts	2,399	149	2,250	0	0
Service Contracts	199,544	25,375	64,752	20,250	89,167
Construction Contracts	60,748	7,643	52,061	1,044	0
Civil Function Contracts	0	0	0	0	0
Prime Contracts Over \$25,000 (Prior Three Years)	Total	Army	Navy & Marine Corps	Air Force	Other Defense Activities
Fiscal Year 1990	\$277,064	\$22,181	\$82,894	\$20,585	\$151,404
Fiscal Year 1989	302,880	26,995	98,814	17,134	159,937
Fiscal Year 1988	278,461	26,314	67,572	28,017	156,558
Top Five Contractors Receiving the Largest Dollar Volume of Prime Contract Awards in this Country	Total Amount	Major Area of Work			
		FSC or Service Code Description		Amount	
1. POST TELEPH & TELEGR MINISTRY	\$73,317	Telephone and/or Communications Services		\$62,813	
2. AGIP PETROLI SPA	46,884	Liquid Propellants & Fuel, Petroleum Base		31,119	
3. CAV INISEO IRTI & FIGLI S P A	41,921	Other Administrative & Service Buildings		41,921	
4. MONEDISON SPA	23,642	Fuel Oils		22,646	
5. ALISUD HANDLING SPA	17,398	Operation/Airport Terminals		17,398	
Total of Above	\$203,162	(57.3% of total awards over \$25,000)			

Prepared by: Washington Headquarters Services
Directorate for Information
Operations and Reports

1/ For cost of operations information, refer to DoD Budget Exhibit OP-53.

MAP NO. 63

JAPAN



Prepared By: Washington Headquarters Services
Directorate for Information
Operations and Reports

JAPAN

FISCAL YEAR 1991

(DOLLARS IN THOUSANDS)

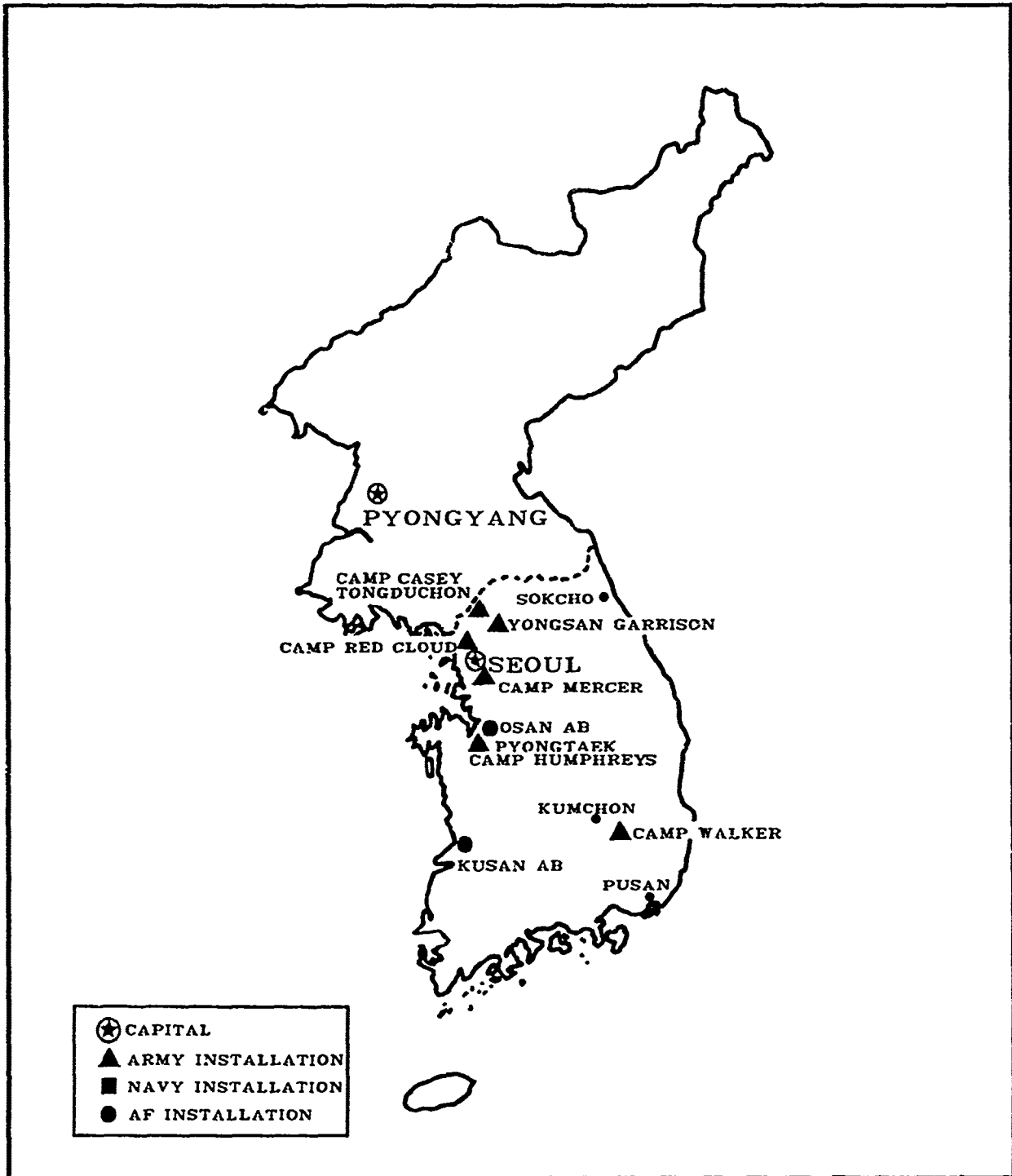
Personnel/Expenditures 1/	Total	Army	Navy & Marine Corps	Air Force	Other Defense Activities
I. Personnel - Total	98,346	6,058	54,840	34,880	2,568
Active Duty Military	44,566	1,892	27,933	14,741	0
Civilian	5,105	968	1,330	886	1,921
Military Dependents	45,026	2,323	24,145	18,558	0
U.S. Civilian Dependents	3,649	875	1,432	695	647
II. Expenditures - Total	\$2,379,895	\$132,176	\$1,018,489	\$1,106,546	\$122,684
A. Payroll Outlays - Total	1,470,644	90,960	870,036	447,983	61,665
Active Duty Military Pay	1,282,743	57,131	815,414	410,198	0
Civilian Pay	164,246	28,314	43,770	30,497	61,665
Reserve & National Guard Pay	607	262	345	0	0
Retired Military Pay	23,048	5,253	10,507	7,288	0
B. Prime Contracts Over \$25,000 Total	909,251	41,216	148,453	658,563	61,019
Supply Contracts	83,390	6,417	9,037	17,386	50,550
R&D Contracts	1,500	0	0	0	1,500
Service Contracts	788,298	25,891	116,183	637,255	8,969
Construction Contracts	36,063	8,908	23,233	3,922	0
Civil Function Contracts	0	0	0	0	0
Prime Contracts Over \$25,000 (Prior Three Years)	Total	Army	Navy & Marine Corps	Air Force	Other Defense Activities
Fiscal Year 1990	\$705,243	\$42,421	\$128,678	\$521,480	\$12,664
Fiscal Year 1989	508,011	60,152	176,020	232,955	38,884
Fiscal Year 1988	1,025,403	35,009	203,123	748,875	38,396
Top Five Contractors Receiving the Largest Dollar Volume of Prime Contract Awards in this Country	Total Amount	Major Area of Work			
		FSC or Service Code Description		Amount	
1. DEFENSE FACILITIES ADMIN AGENCY	\$386,508	Operation/Other Administrative & Service B		\$386,508	
2. OKINAWA ELECTRIC POWER CO	71,523	Electric Services		71,523	
3. GTE CORPORATION	36,273	Installation of Eq/Communication Equipment		23,811	
4. SEALIFT INC	28,048	Marine Charter For Things		28,048	
5. TOFYO DENRYOKU K K	26,507	Electric Services		26,507	
Total of Above	\$548,859	(60.4% of total awards over \$25,000)			

Prepared by: Washington Headquarters Services
Directorate for Information
Operations and Reports

1/ For cost of operations information, refer to DoD Budget Exhibit OP-53.

MAP NO. 64

KOREA



Prepared By: Washington Headquarters Services
Directorate for Information
Operations and Reports

KOREA

FISCAL YEAR 1991

(DOLLARS IN THOUSANDS)

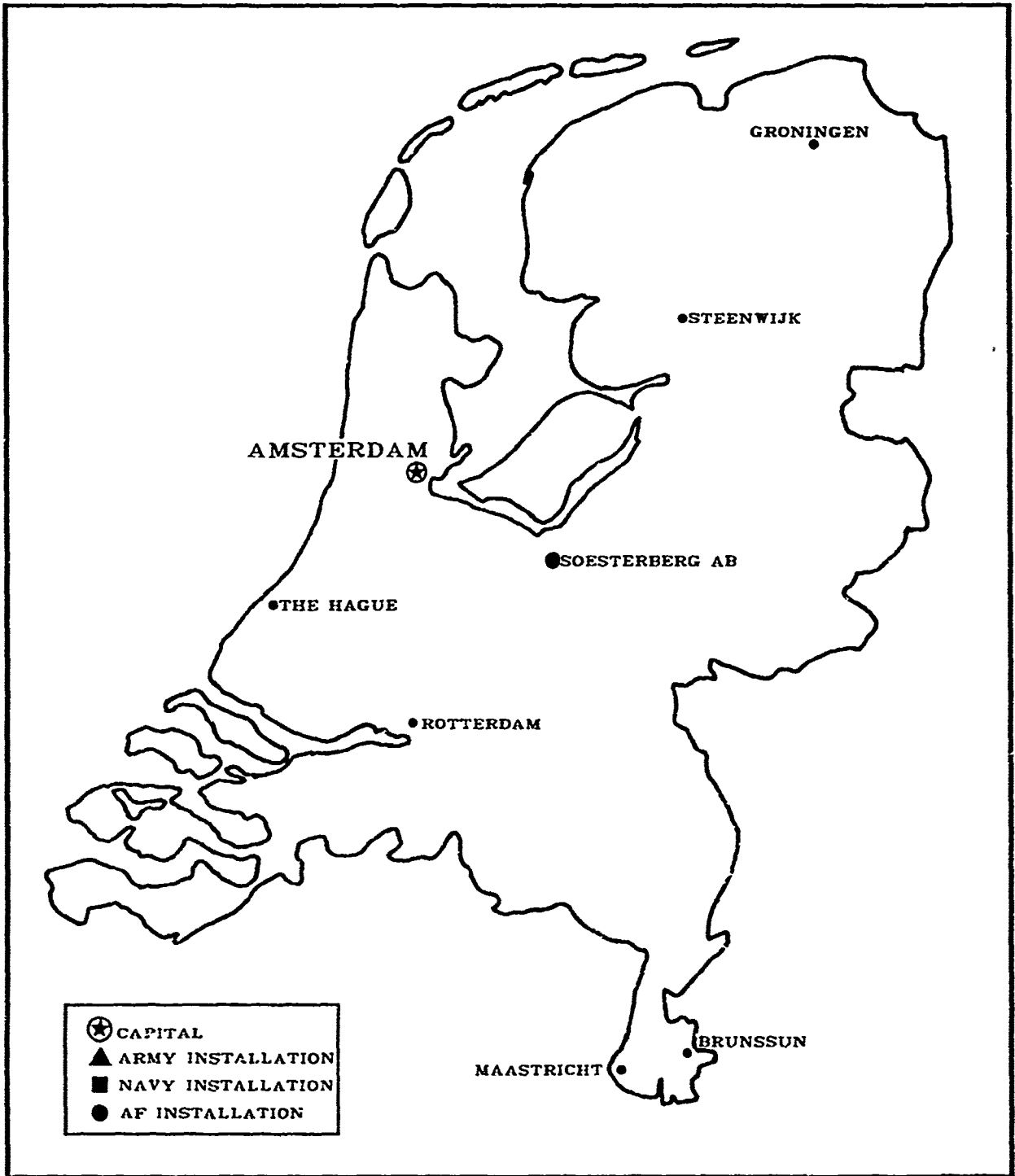
Personnel/Expenditures 1/	Total	Army	Navy & Marine Corps	Air Force	Other Defense Activities
I. Personnel - Total	65,706	51,563	1,019	12,736	388
Active Duty Military	40,062	30,536	498	9,028	0
Civilian	12,775	11,212	64	1,297	202
Military Dependents	11,177	8,423	429	2,325	0
U.S. Civilian Dependents	1,692	1,392	28	86	186
II. Expenditures - Total	\$1,885,465	\$1,296,215	\$28,557	\$307,299	\$253,394
A. Payroll Outlays - Total	1,320,043	985,694	18,801	300,327	15,221
Active Duty Military Pay	995,277	726,173	16,057	253,047	0
Civilian Pay	311,013	249,227	2,006	44,559	15,221
Reserve & National Guard Pay	583	533	50	0	0
Retired Military Pay	13,170	9,761	688	2,721	0
B. Prime Contracts Over \$25,000	565,422	310,521	9,756	6,972	238,173
Total	565,422	310,521	9,756	6,972	238,173
Supply Contracts	257,131	21,050	5,472	2,110	228,499
R&D Contracts	83-	83-	0	0	0
Service Contracts	180,745	161,925	4,284	4,862	9,674
Construction Contracts	127,629	127,629	0	0	0
Civil Function Contracts	0	0	0	0	0
Prime Contracts Over \$25,000 (Prior Three Years)	Total	Army	Navy & Marine Corps	Air Force	Other Defense Activities
Fiscal Year 1990	\$407,299	\$225,437	\$6,881	\$22,854	\$152,127
Fiscal Year 1989	353,987	247,248	66	34,884	71,789
Fiscal Year 1988	395,633	288,023	32	56,739	50,839
Top Five Contractors Receiving the Largest Dollar Volume of Prime Contract Awards in this Country	Total Amount	Major Area of Work		Amount	
		FSC or Service Code Description			
1. SSANGYONG OIL REFINING CO LTD	\$181,823	Liquid Propellants & Fuel, Petroleum Base		\$181,823	
2. KUK DONG CONSTRUCTION CO LTD	91,262	Testing & Measurement Buildings		91,110	
3. HONAM OIL REFINERY CO LTD	42,580	Fuel Oils		42,476	
4. KOREA ELECTRIC POWER CORP	40,829	Electric Services		40,829	
5. SHIN CHEON CO LTD	17,647	Guard Services		17,647	
Total of Above	\$374,141	(66.2% of total awards over \$25,000)			

Prepared by: Washington Headquarters Services
Directorate for Information
Operations and Reports

1/ For cost of operations information, refer to DoD Budget Exhibit OP-53.

MAP NO. 65

NETHERLANDS



NETHERLANDS

FISCAL YEAR 1991

(DOLLARS IN THOUSANDS)

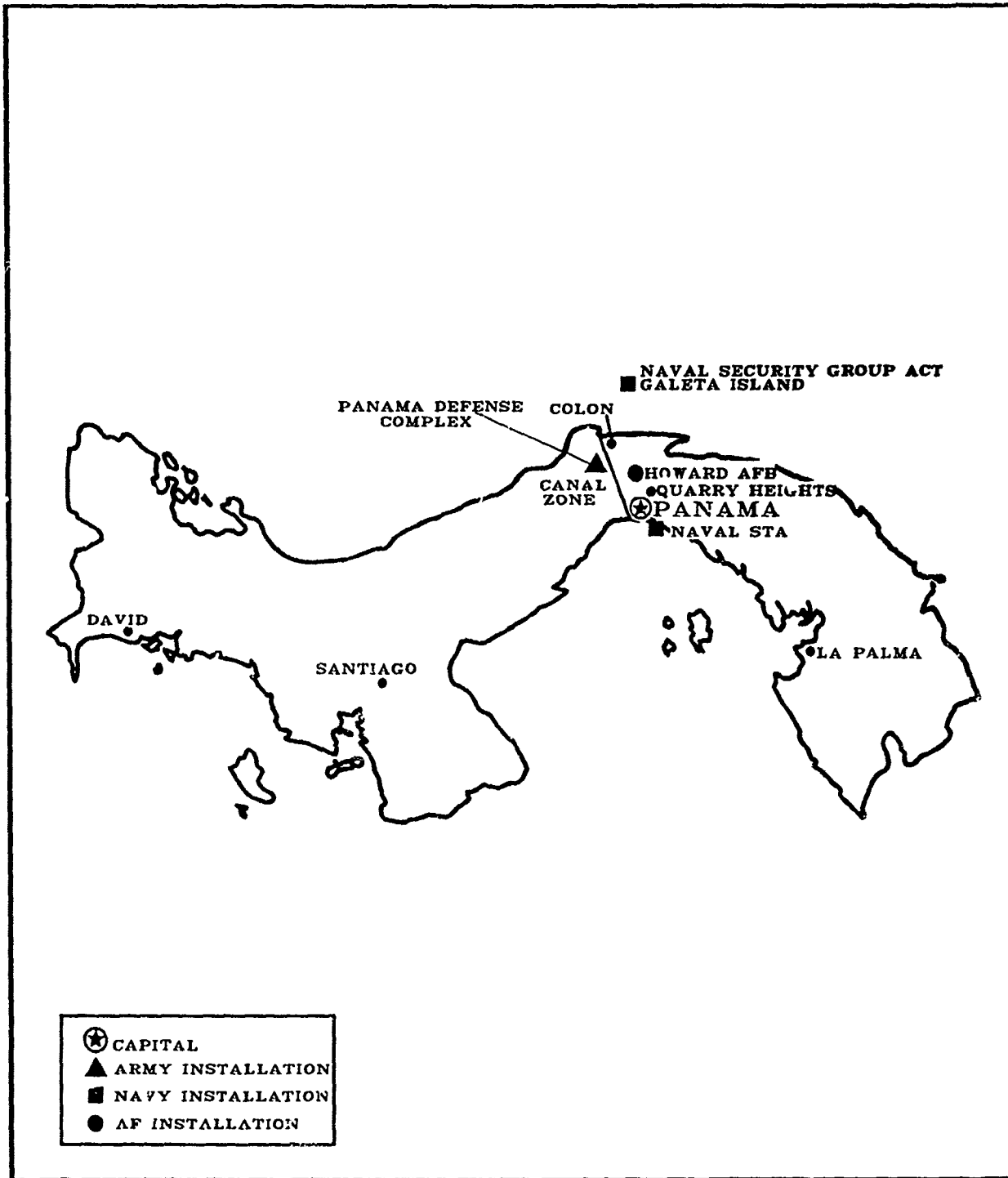
Personnel/Expenditures 1/	Total	Army	Navy & Marine Corps	Air Force	Other Defense Activities
I. Personnel - Total	6,425	1,949	83	4,216	177
Active Duty Military	2,635	787	29	1,815	0
Civilian	443	161	0	109	173
Military Dependents	3,196	918	54	2,224	0
U.S. Civilian Dependents	151	83	0	64	4
<hr style="border-top: 1px dashed black;"/>					
II. Expenditures - Total	\$248,351	\$111,182	\$5,132	\$67,956	\$64,081
A. Payroll Outlays - Total	93,650	37,097	1,265	48,825	6,463
Active Duty Military Pay	72,795	27,596	1,022	44,177	0
Civilian Pay	18,636	8,680	68	3,425	6,463
Reserve & National Guard Pay	110	110	0	0	0
Retired Military Pay	2,109	711	175	1,223	0
B. Prime Contracts Over \$25,000 Total	154,701	74,085	3,867	19,131	57,618
Supply Contracts	96,468	32,823	3,025	6,614	54,006
R&D Contracts	7,019	7,019	0	0	0
Service Contracts	50,495	33,995	842	12,046	3,612
Construction Contracts	662	171	0	471	0
Civil Function Contracts	77	77	0	0	0
<hr style="border-top: 1px dashed black;"/>					
Prime Contracts Over \$25,000 (Prior Three Years)	Total	Army	Navy & Marine Corps	Air Force	Other Defense Activities
Fiscal Year 1990	\$190,269	\$61,198	\$737	\$9,112	\$119,222
Fiscal Year 1989	131,914	65,848	903	19,680	45,483
Fiscal Year 1988	109,357	65,457	8,836	10,343	24,721
<hr style="border-top: 1px dashed black;"/>					
Top Five Contractors Receiving the Largest Dollar Volume of Prime Contract Awards in this Country	Total Amount	Major Area of Work			
		FSC or Service Code Description			Amount
<hr style="border-top: 1px dashed black;"/>					
1. COASTAL ARUBA HOLDING CO N V	\$43,105	Fuel Oils			\$43,105
2. FOKKER NV	22,989	Guided Missile Components			17,441
3. NETHERLAND MINISTRY OF DEFENSE	14,671	Maint & Repair of Eq/Miscellaneous Equipme			9,336
4. EUROPE COMBINED TERMINALS	11,602	Stevedoring			11,602
5. UNITED TECHNOLOGIES CORP	9,748	Maint & Repair of Eq/Engines, Turbines & C			4,091
Total of Above	\$102,115	(66.0% of total awards over \$25,000)			

Prepared by: Washington Headquarters Services
Directorate for Information
Operations and Reports

1/ For cost of operations information, refer to DoD Budget Exhibit OP-53.

MAP NO. 66

PANAMA



Prepared By: Washington Headquarters Services
Directorate for Information
Operations and Reports

PANAMA

FISCAL YEAR 1991

(DOLLARS IN THOUSANDS)

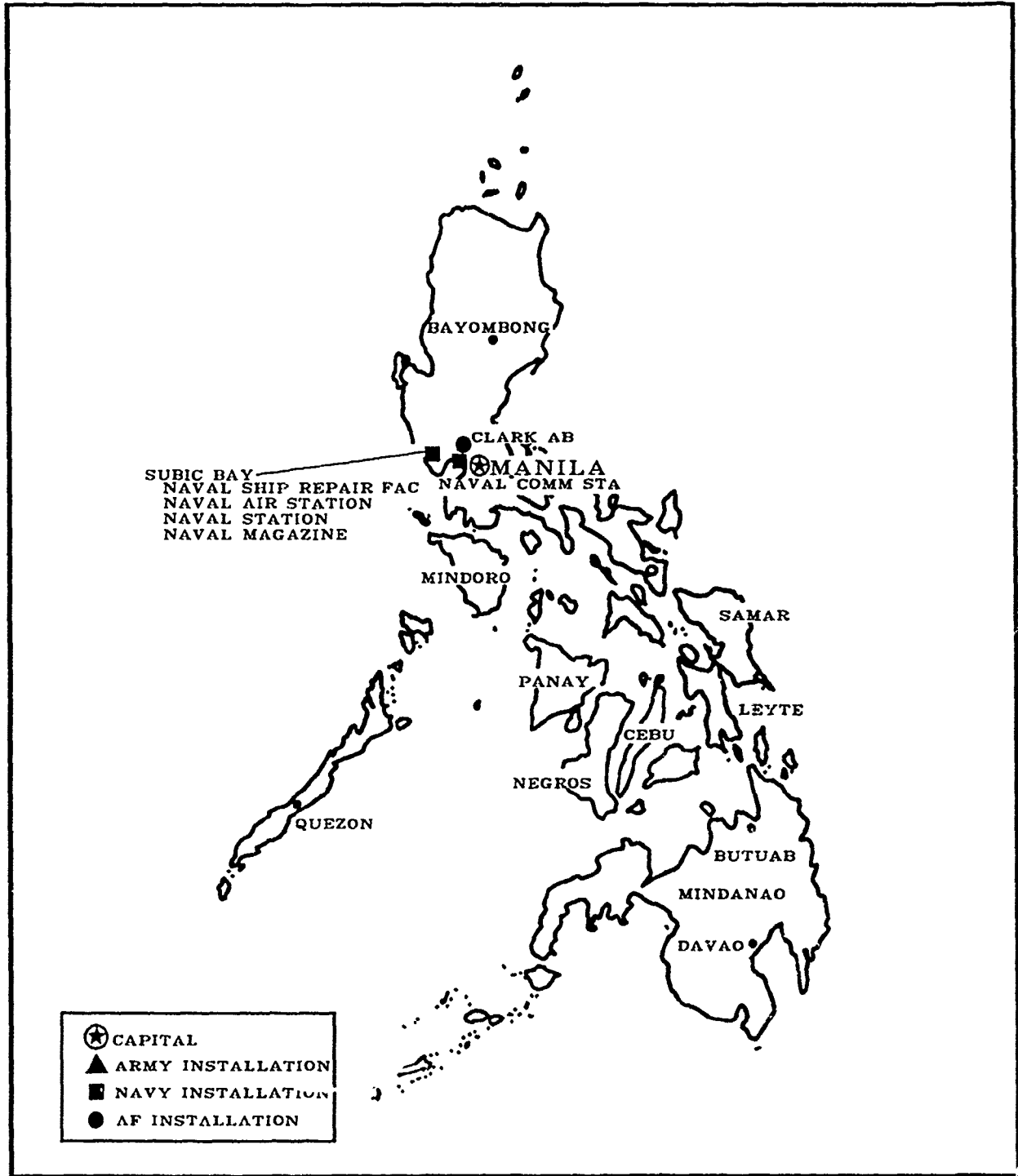
Personnel/Expenditures 1/	Total	Army	Navy & Marine Corps	Air Force	Other Defense Activities
I. Personnel - Total	24,591	16,593	1,716	5,663	619
Active Duty Military	10,568	7,479	740	2,349	0
Civilian	5,489	3,859	439	573	618
Military Dependents	5,634	2,629	457	2,548	0
U.S. Civilian Dependents	2,900	2,626	80	193	1
II. Expenditures - Total	\$505,121	\$359,129	\$45,189	\$78,192	\$22,611
A. Payroll Outlays - Total	440,919	317,778	34,365	69,290	19,486
Active Duty Military Pay	281,770	204,512	22,575	54,683	0
Civilian Pay	147,651	104,340	10,856	12,969	19,486
Reserve & National Guard Pay	5,181	5,028	153	0	0
Retired Military Pay	6,317	3,898	781	1,638	0
B. Prime Contracts Over \$25,000 Total	64,202	41,351	10,824	8,902	3,125
Supply Contracts	4,775	4,498	0	71	206
R&D Contracts	2,687	2,687	0	0	0
Service Contracts	44,494	22,998	9,746	8,831	2,919
Construction Contracts	12,246	11,168	1,078	0	0
Civil Function Contracts	0	0	0	0	0
Prime Contracts Over \$25,000 (Prior Three Years)	Total	Army	Navy & Marine Corps	Air Force	Other Defense Activities
Fiscal Year 1990	\$70,673	\$49,236	\$7,609	\$13,457	\$371
Fiscal Year 1989	34,265	29,006	3,636	1,503	120
Fiscal Year 1988	52,528	43,433	1,403	7,539	153
Top Five Contractors Receiving the Largest Dollar Volume of Prime Contract Awards in this Country	Total Amount	Major Area of Work			
		FSC or Service Code Description		Amount	
1. KUNKEL WIESE INC	\$6,686	All Other Non-Building Facilities		\$6,227	
2. EVERGREEN INTERNATIONAL AVI	6,442	Passenger Air Charter Service		6,442	
3. AMERICAN EXPRESS COMPANY	1,950	Other Management Support Services		1,950	
4. MCGOWEN SA	1,890	RDTE/Education-Management & Support		1,122	
5. DIGITAL TECHNOLOGIES CORP	1,587	Maint & Repair of Eq/ADP Equip & Supplies		1,587	
Total of Above	\$18,555	(28.9% of total awards over \$25,000)			

Prepared by: Washington Headquarters Services
Directorate for Information
Operations and Reports

1/ For cost of operations information, refer to DoD Budget Exhibit OP-53.

MAP NO. 67

PHILIPPINES



Prepared By: Washington Headquarters Services
Directorate for Information
Operations and Reports

PHILIPPINES

FISCAL YEAR 1991

(DOLLARS IN THOUSANDS)

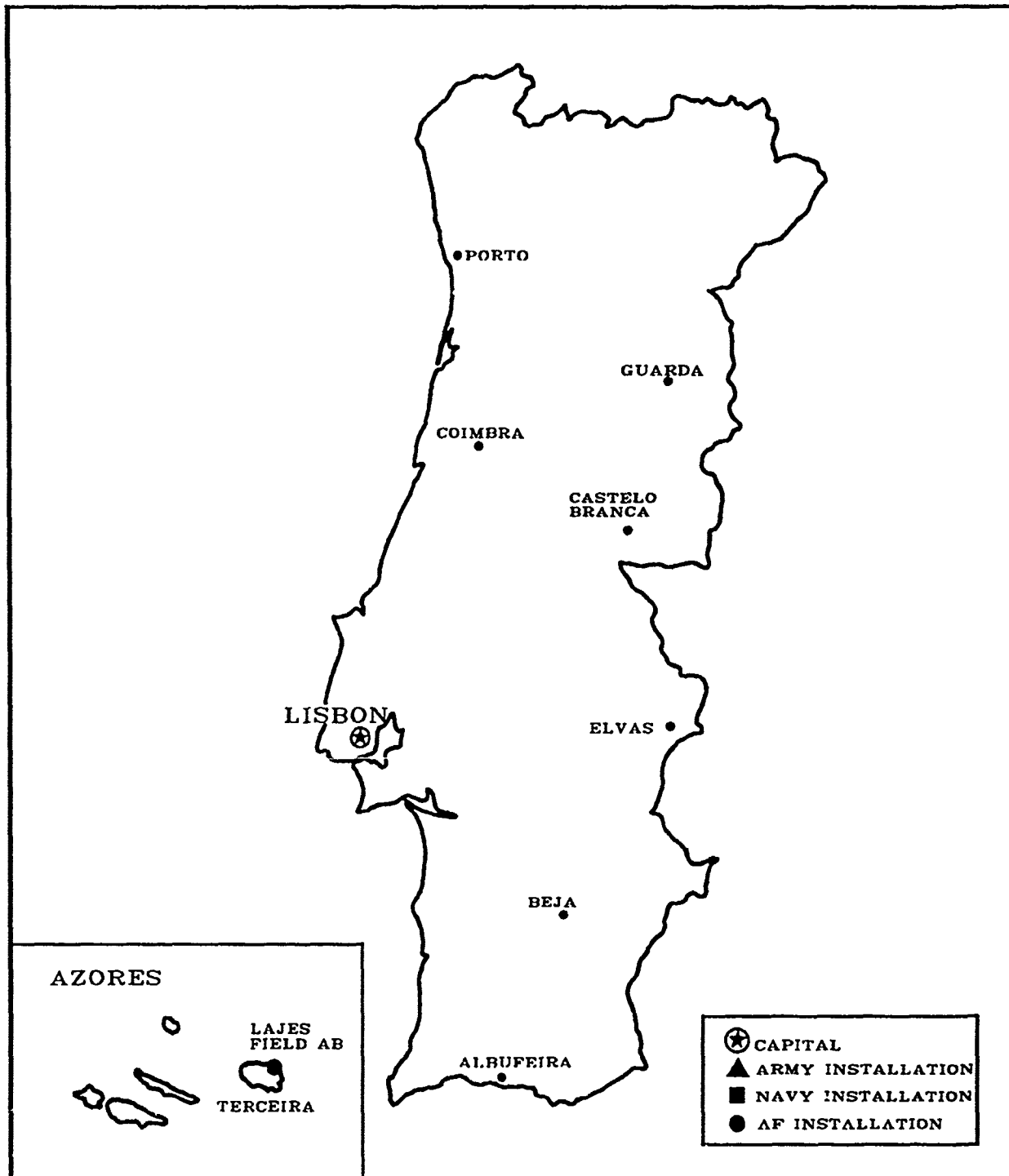
Personnel/Expenditures 1/	Total	Army	Navy & Marine Corps	Air Force	Other Defense Activities
I. Personnel - Total	24,898	76	19,971	4,640	211
Active Duty Military	7,761	48	5,341	2,372	0
Civilian	12,564	2	10,249	2,144	169
Military Dependents	3,633	23	3,486	124	0
U.S. Civilian Dependents	940	3	895	0	42
II. Expenditures - Total	\$555,735	\$8,998	\$328,400	\$192,603	\$25,734
A. Payroll Outlays - Total	498,852	8,242	286,863	182,205	21,536
Active Duty Military Pay	315,297	1,232	155,460	158,605	0
Civilian Pay	129,144	61	93,710	13,837	21,536
Reserve & National Guard Pay	118	0	118	0	0
Retired Military Pay	54,293	6,949	37,581	9,763	0
B. Prime Contracts Over \$25,000 Total	56,883	756	41,531	10,398	4,198
Supply Contracts	27,526	403	20,317	2,736	4,070
R&D Contracts	0	0	0	0	0
Service Contracts	20,988	353	13,238	7,269	128
Construction Contracts	8,369	0	7,976	393	0
Civil Function Contracts	0	0	0	0	0
Prime Contracts Over \$25,000 (Prior Three Years)	Total	Army	Navy & Marine Corps	Air Force	Other Defense Activities
Fiscal Year 1990	\$63,123	\$1,741	\$43,466	\$19,746	\$1,830-
Fiscal Year 1989	122,899	3,135	117,950	1,397	417
Fiscal Year 1988	204,546	2,844	97,916	24,810	78,976
Top Five Contractors Receiving the Largest Dollar Volume of Prime Contract Awards in this Country	Total Amount	Major Area of Work			
		FSC or Service Code Description		Amount	
1. UARTSILA INC	\$9,602	Diesel Engines and Components		\$9,602	
2. BARTHEL DE WEYDENTHAL EVA	4,448	Electric Services		4,448	
3. GOODFIT MANUFACTURING CORP	4,352	Footwear, Men's		4,352	
4. SUNDI CORPORATION	3,590	Airport Service Roads		1,284	
5. CALTEX PETROLEUM CORPORATION	3,566	Fuel Oils		3,908	
Total of Above	\$25,558	(44.9% of total awards over \$25,000)			

Prepared by: Washington Headquarters Services
 Directorate for Information
 Operations and Reports

1/ For cost of operations information, refer to DoD Budget Exhibit OP-53.

MAP NO. 68

PORTUGAL



Prepared By: Washington Headquarters Services
Directorate for Information
Operations and Reports

PORTUGAL

FISCAL YEAR 1991

(DOLLARS IN THOUSANDS)

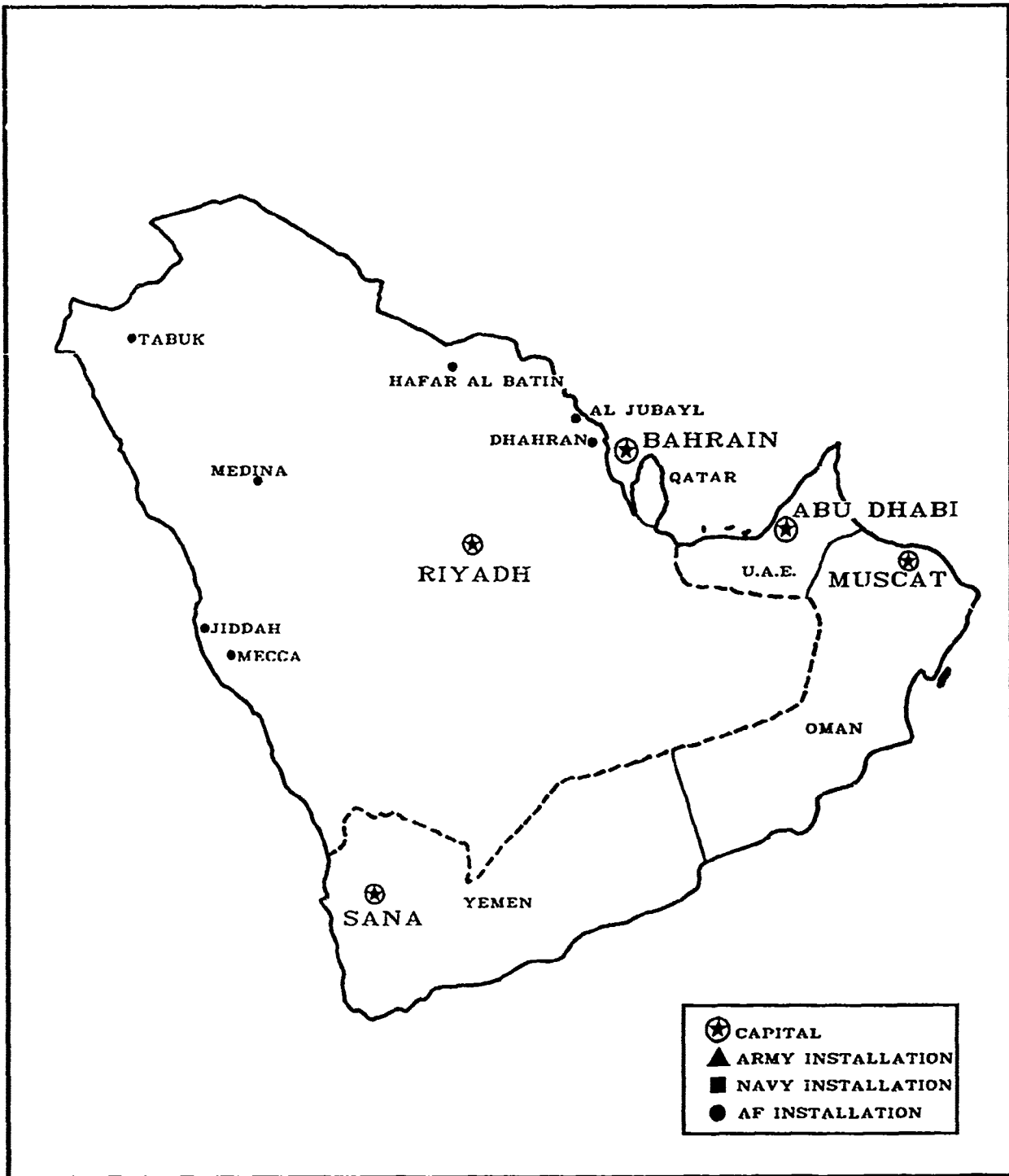
Personnel/Expenditures 1/	Total	Army	Navy & Marine Corps	Air Force	Other Defense Activities
I. Personnel - Total	4,936	111	1,313	3,395	117
Active Duty Military	2,031	74	751	1,206	0
Civilian	1,075	10	45	960	60
Military Dependents	1,705	27	506	1,172	0
U.S. Civilian Dependents	125	0	11	57	57
II. Expenditures - Total	\$83,003	\$3,218	\$17,226	\$59,918	\$2,641
A. Payroll Outlays - Total	60,398	2,713	10,278	44,801	2,606
Active Duty Military Pay	44,506	2,266	9,174	33,066	0
Civilian Pay	14,967	276	803	11,282	2,606
Reserve & National Guard Pay	0	0	0	0	0
Retired Military Pay	925	171	301	453	0
B. Prime Contracts Over \$25,000 Total	22,605	505	6,948	15,117	35
Supply Contracts	3,819	420	0	3,399	0
R&D Contracts	50	50	0	0	0
Service Contracts	18,554	35	6,948	11,536	35
Construction Contracts	182	0	0	182	0
Civil Function Contracts	0	0	0	0	0
Prime Contracts Over \$25,000 (Prior Three Years)	Total	Army	Navy & Marine Corps	Air Force	Other Defense Activities
Fiscal Year 1990	\$12,380	\$1,687	\$1,864	\$8,829	\$0
Fiscal Year 1989	12,158	50	4,919	7,189	0
Fiscal Year 1988	13,827	59	3,873	9,859	36
Top Five Contractors Receiving the Largest Dollar Volume of Prime Contract Awards in this Country	Total Amount	Major Area of Work			
		FSC or Service Code Description	Amount		
1. TEL-TECNICA DE ELECTRICIDADE	\$5,722	Maint/All Other Non-Building Facilities			\$5,144
2. OFFICINAS GERGIS DE MATERIAL	4,288	Gas Turbines and Jet Engines, Acft & Comps			3,241
3. MEDINA CONSTRUCTION LTD	2,920	Maint/Other Miscellaneous Buildings			2,920
4. TRISTAO AND DAUGHTER	2,612	Maint/Troop Housing Facilities			1,274
5. EMPRESA DE VIACAO TERCEIRENSE	1,414	Passenger Motor Charter Service			1,414
Total of Above	\$16,956	(75.0% of total awards over \$25,000)			

Prepared by: Washington Headquarters Services
Directorate for Information
Operations and Reports

1/ For cost of operations information, refer to DoD Budget Exhibit OP-53.

MAP NO. 69

SAUDI ARABIA



SAUDI ARABIA

FISCAL YEAR 1991

(DOLLARS IN THOUSANDS)

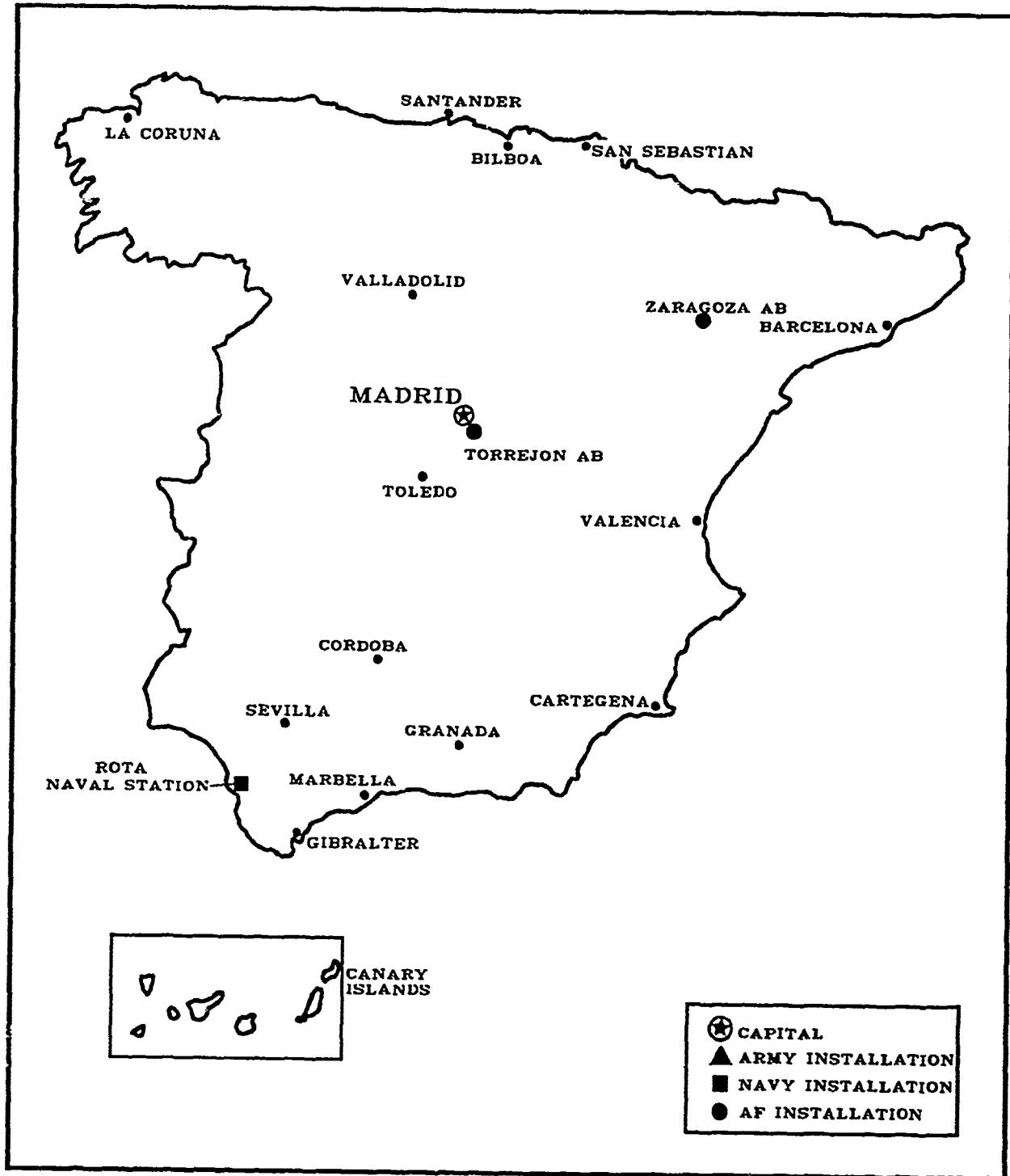
Personnel/Expenditures 1/	Total	Army	Navy & Marine Corps	Air Force	Other Defense Activities
I. Personnel - Total	15,246	13,624	1,036	573	13
Active Duty Military	14,617	13,394	1,021	202	0
Civilian	350	209	4	134	3
Military Dependents	137	10	10	117	0
U.S. Civilian Dependents	142	11	1	120	10
II. Expenditures - Total	\$2,010,551	\$550,839	\$1,246,849	\$110,294	\$102,566
A. Payroll Outlays - Total	766,937	89,271	657,483	20,048	135
Active Duty Military Pay	743,746	78,792	655,890	9,064	0
Civilian Pay	11,263	7,594	229	3,305	135
Reserve & National Guard Pay	0	0	0	0	0
Retired Military Pay	11,928	2,885	1,364	7,679	0
B. Prime Contracts Over \$25,000 Total	1,243,614	461,568	589,366	90,246	102,434
Supply Contracts	186,004	82,851	652	67	102,434
R&D Contracts	1,541	1,541	0	0	0
Service Contracts	951,081	272,188	588,714	90,179	0
Construction Contracts	104,988	104,988	0	0	0
Civil Function Contracts	0	0	0	0	0
Prime Contracts Over \$25,000 (Prior Three Years)	Total	Army	Navy & Marine Corps	Air Force	Other Defense Activities
Fiscal Year 1990	\$458,292	\$102,181	\$110,369	\$174,175	\$71,567
Fiscal Year 1989	349,177	52,153	3,788	288,488	4,748
Fiscal Year 1988	892,602	134,659	1,074	756,869	0
Top Five Contractors Receiving the Largest Dollar Volume of Prime Contract Awards in this Country	Total Amount	Major Area of Work			
		FSC or Service Code Description	Amount		
1. VINNELL CORPORATION	\$169,211	Education Services		\$169,211	
2. MOBIL CORPORATION	99,976	Liquid Propellants & Fuel, Petroleum Base		99,950	
3. SHORE MANAGEMENT INC	97,041	Marine Charter For Things		97,041	
4. AL HARBI TRADING & CONTRACTING	96,895	Highways, Roads, Streets, & Bridges		96,895	
5. NATIONAL SHIPPING CO SAUDI AR	70,032	Marine Charter For Things		70,032	
Total of Above	\$533,155	(42.9% of total awards over \$25,000)			

Prepared by: Washington Headquarters Services
Directorate for Information
Operations and Reports

1/ For cost of operations information, refer to DoD Budget Exhibit OP-53.

MAP NO. 70

SPAIN



Prepared By: Washington Headquarters Services
Directorate for Information
Operations and Reports

SPAIN

FISCAL YEAR 1991

(DOLLARS IN THOUSANDS)

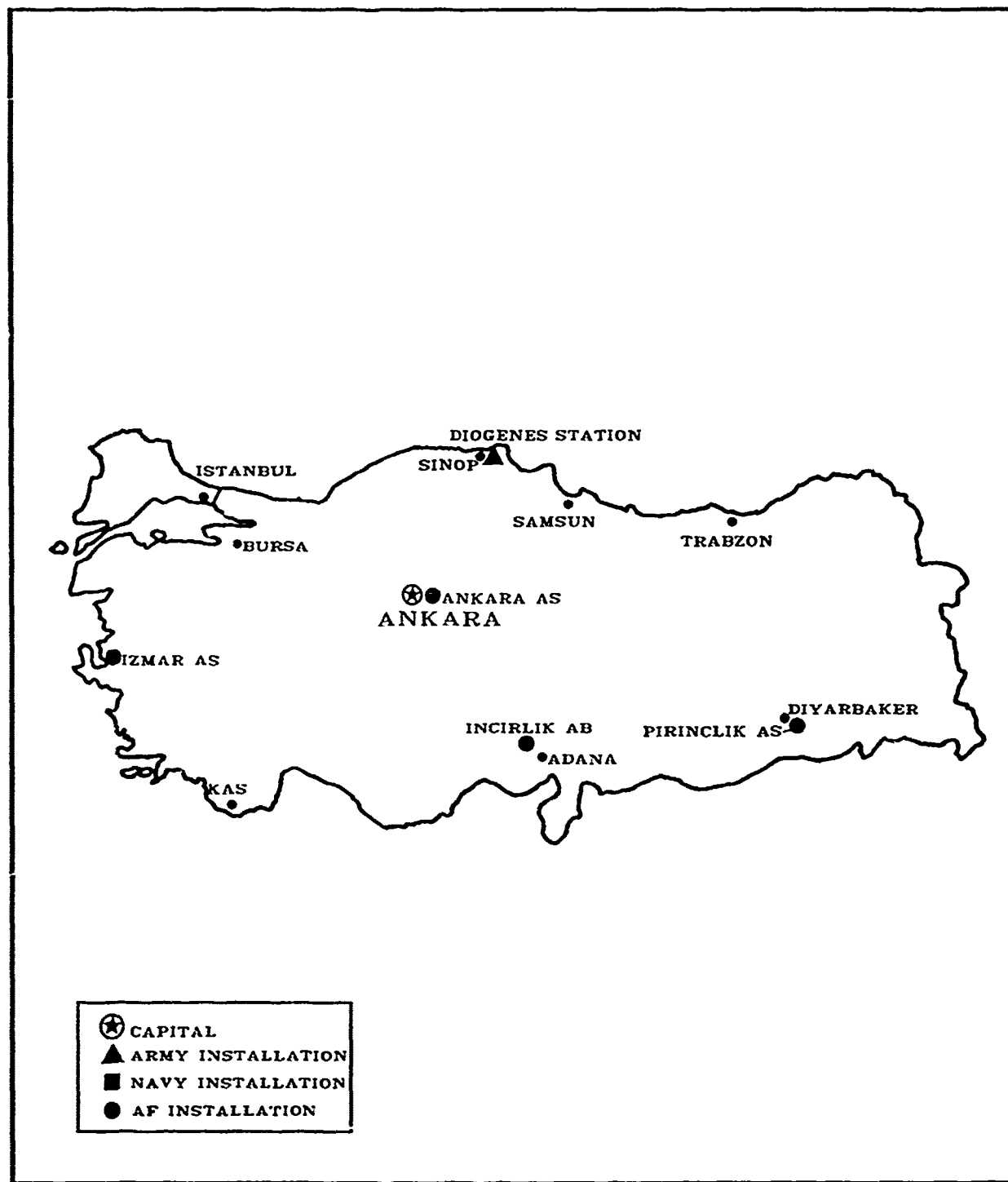
Personnel/Expenditures 1/	Total	Army	Navy & Marine Corps	Air Force	Other Defense Activities
I. Personnel - Total	14,995	43	7,821	6,676	455
Active Duty Military	6,166	19	3,604	2,543	0
Civilian	803	17	249	298	239
Military Dependents	7,157	7	3,543	3,607	0
U.S. Civilian Dependents	869	0	425	228	216
II. Expenditures - Total	\$631,790	\$5,333	\$133,516	\$115,128	\$377,813
A. Payroll Outlays - Total	202,083	2,445	95,551	88,492	15,595
Active Duty Military Pay	159,773	525	85,744	73,504	0
Civilian Pay	31,080	502	6,638	8,345	15,595
Reserve & National Guard Pay	0	0	0	0	0
Retired Military Pay	11,230	1,418	3,169	6,643	0
B. Prime Contracts Over \$25,000 Total	429,707	2,888	37,965	26,636	362,218
Supply Contracts	363,532	736	548	258	361,990
R&D Contracts	0	0	0	0	0
Service Contracts	43,868	2,152	15,648	25,840	228
Construction Contracts	22,307	0	21,769	538	0
Civil Function Contracts	0	0	0	0	0
Prime Contracts Over \$25,000 (Prior Three Years)	Total	Army	Navy & Marine Corps	Air Force	Other Defense Activities
Fiscal Year 1990	\$221,271	\$4,706	\$20,816	\$29,531	\$166,218
Fiscal Year 1989	161,454	6,731	27,255	27,590	99,876
Fiscal Year 1988	80,441	3,145	8,595	31,742	36,568
Top Five Contractors Receiving the Largest Dollar Volume of Prime Contract Awards in this Country	Total Amount	Major Area of Work			
		FSC or Service Code Description		Amount	
1. COMPANIA ESPANOLA DE PETROLEOS	\$130,511	Liquid Propellants & Fuel, Petroleum Base		\$122,199	
2. REPSOL PETROLEO S A	99,666	Liquid Propellants & Fuel, Petroleum Base		88,245	
3. PETROLEOS DEL NOTRE	65,232	Liquid Propellants & Fuel, Petroleum Base		65,232	
4. UNION EXPLOSIVOS RIO TINTO SA	35,385	Liquid Propellants & Fuel, Petroleum Base		35,385	
5. PACIFIC ARCHITCTS ENGINEERS INC	26,839	Operation/Other Miscellaneous Buildings		26,839	
Total of Above	\$357,633	(83.2% of total awards over \$25,000)			

Prepared by: Washington Headquarters Services
Directorate for Information
Operations and Reports

1/ For cost of operations information, refer to DoD Budget Exhibit OP-53.

MAP NO. 71

TURKEY



TURKEY

FISCAL YEAR 1991

(DOLLARS IN THOUSANDS)

Personnel/Expenditures 1/	Total	Army	Navy & Marine Corps	Air Force	Other Defense Activities
I. Personnel - Total	10,792	2,002	143	8,410	237
Active Duty Military	6,342	1,374	129	4,839	0
Civilian	675	60	0	481	134
Military Dependents	3,571	546	14	3,011	0
U.S. Civilian Dependents	204	22	0	79	103
II. Expenditures - Total	\$450,846	\$44,516	\$7,805	\$340,836	\$57,689
A. Payroll Outlays - Total	176,872	39,830	3,095	126,963	6,984
Active Duty Military Pay	154,094	38,197	2,943	112,954	0
Civilian Pay	20,316	1,608	0	11,724	6,984
Reserve & National Guard Pay	0	0	0	0	0
Retired Military Pay	2,462	25	152	2,285	0
B. Prime Contracts Over \$25,000 Total	273,974	4,686	4,710	213,873	50,705
Supply Contracts	30,896	3,098	4,292	7,080	16,426
R&D Contracts	63	63	0	0	0
Service Contracts	239,982	0	418	205,285	34,279
Construction Contracts	3,033	1,525	0	1,508	0
Civil Function Contracts	0	0	0	0	0
Prime Contracts Over \$25,000 (Prior Three Years)	Total	Army	Navy & Marine Corps	Air Force	Other Defense Activities
Fiscal Year 1990	\$101,488	\$8,401	\$374	\$24,975	\$67,738
Fiscal Year 1989	58,132	15,020	595	29,814	12,703
Fiscal Year 1988	93,683	14,810	803	56,094	21,976
Top Five Contractors Receiving the Largest Dollar Volume of Prime Contract Awards in this Country	Total Amount	Major Area of Work			
		FSC or Service Code Description			Amount
1. VINNELL CORP BROWN & ROOT JV	\$122,791	Facilities Operations Support Services			\$122,791
2. IIT CORPORATION	55,537	Facilities Operations Support Services			55,537
3. GENERAL DIRECTORATE OF PIT	34,218	Other ADP & Telecommunication Services			23,629
4. PATROL OFISI A S GENEL MUD	16,338	Fuel Oils			16,338
5. GENERAL ELECTRIC COMPANY	14,882	Operation/Radar & Navigational Facilities			14,254
Total of Above	\$243,766	(89.0% of total awards over \$25,000)			

Prepared by: Washington Headquarters Services
Directorate for Information
Operations and Reports

1/ For cost of operations information, refer to DoD Budget Exhibit OP-53.

MAP NO. 72

UNITED KINGDOM



UNITED KINGDOM

FISCAL YEAR 1991

(DOLLARS IN THOUSANDS)

Personnel/Expenditures 1/	Total	Army	Navy & Marine Corps	Air Force	Other Defense Activities
I. Personnel - Total	59,747	1,227	7,512	49,424	1,584
Active Duty Military	23,442	259	2,749	20,434	0
Civilian	3,243	684	521	1,106	932
Military Dependents	31,268	262	3,888	27,118	0
U.S. Civilian Dependents	1,794	22	354	766	652
<hr style="border-top: 1px dashed black;"/>					
II. Expenditures - Total	\$1,579,016	\$90,899	\$520,934	\$751,010	\$216,173
A. Payroll Outlays - Total	805,222	31,087	131,559	603,906	38,670
Active Duty Military Pay	658,435	5,235	110,126	543,073	0
Civilian Pay	111,221	22,196	15,755	34,600	38,670
Reserve & National Guard Pay	708	56	652	0	0
Retired Military Pay	34,858	3,599	5,026	26,233	0
B. Prime Contracts Over \$25,000					
Total	773,794	59,812	389,375	147,104	177,503
Supply Contracts	548,718	39,430	299,773	52,218	157,297
R&D Contracts	56,580	17,051	31,604	1,256	6,669
Service Contracts	168,224	3,165	57,892	93,630	13,537
Construction Contracts	106	0	106	0	0
Civil Function Contracts	166	166	0	0	0
<hr style="border-top: 1px dashed black;"/>					
Prime Contracts Over \$25,000 (Prior Three Years)	Total	Army	Navy & Marine Corps	Air Force	Other Defense Activities
Fiscal Year 1990	\$618,595	\$59,629	\$326,204	\$95,415	\$137,347
Fiscal Year 1989	699,165	58,386	320,265	281,852	38,662
Fiscal Year 1988	678,526	168,791	318,708	118,783	72,244
<hr style="border-top: 1px dashed black;"/>					
Top Five Contractors Receiving the Largest Dollar Volume of Prime Contract Awards in this Country	Total Amount	Major Area of Work			
		FSC or Service Code Description			Amount
1. ROLLS ROYCE PLC	\$221,172	Gas Turbines and Jet Engines, Acft & Comps			\$193,642
2. EXXON CORPORATION	122,848	Liquid Propellants & Fuel, Petroleum Base			122,848
3. BRITISH AEROSPACE PLC	53,223	Modification of Eq/Aircraft Structural Com			49,977
4. GENERAL ELECTRIC CO PLC THE	38,406	Flight Instruments			11,728
5. MARTIN BAKER AIRCRAFT CO LTD	33,968	Msl Aircraft Accessories and Components			27,664
Total of Above	\$469,617	(60.7% of total awards over \$25,000)			

Prepared by: Washington Headquarters Services
Directorate for Information
Operations and Reports

1/ For cost of operations information, refer to DoD Budget Exhibit OP-53.