

NASA Contractor Report 189576

ICASE Report No. 91-86

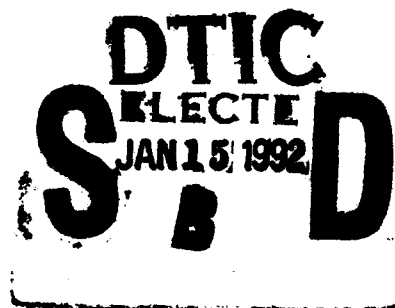

AD-A244 823



ICASE

ON THE NONLINEAR DEVELOPMENT OF THE MOST
UNSTABLE GÖRTLER VORTEX MODE

James P. Denier
Philip Hall



Contract No. NAS1-18605
December 1991

Institute for Computer Applications in Science and Engineering
NASA Langley Research Center
Hampton, Virginia 23665-5225

Operated by the Universities Space Research Association

NASA

National Aeronautics and
Space Administration

Langley Research Center
Hampton, Virginia 23665-5225

92-01295



92 1 14 071

ON THE NONLINEAR DEVELOPMENT OF THE MOST UNSTABLE GÖRTLER VORTEX MODE

James P. Denier and Philip Hall¹

Department of Mathematics

University of Manchester

Manchester M13 9PL, U.K

Abstract

The nonlinear development of the most unstable Görtler vortex mode in boundary layer flows over curved walls is investigated. The most unstable Görtler mode is confined to a viscous wall layer of thickness $O(G^{-1/5})$ and has spanwise wavelength $O(G^{-1/5})$; it is, of course, most relevant to flow situations where the Görtler number $G \gg 1$. The nonlinear equations governing the evolution of this mode over an $O(G^{-3/5})$ streamwise lengthscale are derived and are found to be of a fully nonparallel nature. The solution of these equations is achieved by making use of the numerical scheme used by Hall (1988) for the numerical solution of the nonlinear Görtler equations valid for $O(1)$ Görtler numbers. Thus, the spanwise dependence of the flow is described by a Fourier expansion whereas the streamwise and normal variations of the flow are dealt with by employing a suitable finite difference discretization of the governing equations. Our calculations demonstrate that, given a suitable initial disturbance, after a brief interval of decay, the energy in all the higher harmonics grows until a singularity is encountered at some downstream position. The structure of the flow field as this singularity is approached suggests that the singularity is responsible for the vortices, which are initially confined to the thin viscous wall layer, moving away from the wall and into the core of the boundary layer.



For	
I	<input checked="" type="checkbox"/>
d	<input type="checkbox"/>
ion	<input type="checkbox"/>

Availability Codes	
Dist	Avail and/or Special
A-1	-

¹This research was partially supported by the National Aeronautics and Space Administration under NASA Contract No. NAS1-18605 while the authors were in residence at the Institute for Computer Applications in Science and Engineering (ICASE), NASA Langley Research Center, Hampton, VA 23665.

1. Introduction

Our concern is with the effect of nonlinearity on the growth of the most unstable Görtler mode in the high Reynolds number flow over a wall of variable curvature. The most unstable Görtler mode was recently identified by Denier, Hall and Seddougui (1991) who, in the context of the receptivity problem for Görtler vortices, re-examined the linear Görtler equations in the limit of large Görtler number. This analysis, while considering both the inviscid Görtler vortex modes of $O(1)$ wavenumber and the right-hand branch modes of $O(G^{1/4})$ wavenumber (G being the Görtler number) previously considered by Hall (1982a), was able to demonstrate the existence of a most unstable Görtler mode. This mode was found to lie in the wavenumber regime $O(G^{1/5})$ with a spatial growth rate $O(G^{3/5})$ and was found to be confined to a thin, $O(G^{-1/5})$, viscous layer located at the material boundary. This should be compared with the inviscid and right-hand branch Görtler modes which have growth rates $O(G^{1/2})$. Note that it is readily shown that for the temporal evolution of Görtler vortices the growth rates are of $O(G^{1/2})$ over the whole wavenumber spectrum; in fact the temporal evolution of the Görtler vortex modes is of no practical interest since in situations where Görtler vortices are found to occur experimentally their initial development is apparently independent of time.

Previous investigations into the nonlinear evolution of Görtler vortices are limited to the work of Hall (1988), in which the fully nonlinear Görtler governing equations were solved numerically for both $O(1)$ wavenumber and Görtler number, and that of Hall and Lakin (1988), in which a fully nonlinear mean flow-first harmonic theory is developed for the right-hand branch Görtler modes. (See also Aihara (1976) who derived a nonlinear differential equation to determine the evolution of Görtler vortices; this calculation, however, ignores nonparallel effects present due to boundary layer growth and employs other approximations which cannot be justified). The results of Hall (1988), which are applicable to $O(1)$ wavenumbers and Görtler numbers for which a full numerical treatment of the nonlinear equations governing the vortex evolution is required, demonstrated that as the vortex evolved downstream the energy of the flow becomes concentrated in the mean flow correction and fundamental harmonic. These results, coupled with the fact that the effect of nonlinearity in this problem is to stabilize the flow, suggest that the far downstream

structure of the velocity field is governed by a first harmonic/mean flow theory. Motivated by these results, together with the earlier weakly nonlinear theory of Hall (1982b), Hall and Lakin (1988) subsequently developed a first harmonic/mean flow theory for short wavelength, large amplitude Görtler vortices. (We note that the small wavelength approximation inherent in this theory is not physically unrealistic since for a growing boundary layer the effective wavenumber of the Görtler vortices increases in the downstream direction). This theory then demonstrates that the mean flow adjusts due to the presence of the vortex state so as to render the large amplitude vortices neutrally stable. The mean flow is then driven by the vortex velocity field and its form is completely altered from that which exists in the absence of the vortex motion. Subsequently Hall and Seddougui (1990) showed that the large amplitude vortex states found by Hall and Lakin (1988) are unstable to wavy vortex modes trapped in the shear layers bounding the region of vortex activity. The above results, however, are not directly applicable to situations where the Görtler number is large and the wavenumber is not close to its neutral value. Here we would expect, on the basis of the linear receptivity theory of Denier et al (1991), the most unstable, linear, Görtler mode to be excited by, for example, small localized surface imperfections. One such area where this scenario would be applicable is the flow over turbine blades where, due to the large Reynolds number encountered in such situations together with an appreciable curvature, we would anticipate large Görtler numbers and thus the possible excitation of the most unstable Görtler mode through the presence of small surface defects. For these reasons a study of the nonlinear evolution of the most unstable Görtler modes is both warranted and is of real practical importance.

The outline of the rest of the paper is as follows. In §2 we derive the nonlinear equations governing the downstream evolution of the most unstable Görtler vortex mode. A brief discussion of the numerical scheme employed to solve these equations is given. In §3 we present the results of our numerical calculations along with a discussion of these results. Finally in §4 we draw some conclusions.

2. Formulation of the governing equations

Consider the flow of a viscous incompressible fluid, of density ρ and kinematic viscosity ν , over a wall of variable curvature $a^{-1}\chi(x/L)$. Here a and L are the typical length scales

associated with the radius of curvature of the wall and the downstream development of the flow, respectively. Denoting by U_∞ the free stream speed, sufficiently far from the wall, we define the usual Reynolds number Re by

$$Re = \frac{U_\infty L}{\nu}, \quad (2.1)$$

and restrict our attention to the limit $Re \rightarrow \infty$ with the Görtler number, G , defined by

$$G = \frac{2L}{a} Re^{1/2}, \quad (2.2)$$

held fixed. Let (x, y, z) denote the usual Cartesian co-ordinates, nondimensionalized with respect to $L, LRe^{-1/2}, LRe^{-1/2}$ respectively. The corresponding velocity field is taken to be

$$\mathbf{u} = U_\infty(\bar{u} + u, Re^{-1/2}(\bar{v} + v), Re^{-1/2}w), \quad (2.3)$$

where, we will assume that, $(\bar{u}(x, y), \bar{v}(x, y))$ corresponds to the Blasius boundary layer and (u, v, w) and the corresponding pressure perturbation p are functions of (x, y, z) . By substituting the above relations into the Navier–Stokes and continuity equations we find the governing equations for u, v, w and p , correct to $O(Re^{-1/2})$, to be given by

$$\begin{aligned} u_x + v_y + w_z &= 0, \\ u_{yy} + u_{zz} - v\bar{u}_y &= \bar{u}u_x + \bar{u}_x u + \bar{v}u_y + Q_1, \\ v_{yy} + v_{zz} - G\chi\bar{u}u - p_y &= \bar{u}v_x + \bar{v}_x u + \bar{v}v_y + \bar{v}_y v + Q_2, \\ w_{yy} + w_{zz} - p_z &= \bar{u}w_x + \bar{v}w_y + Q_3. \end{aligned} \quad (2.4)$$

Here the functions Q_1, Q_2, Q_3 are nonlinear and are given by

$$\begin{aligned} Q_1 &= uu_x + vu_y + wu_z, \\ Q_2 &= uv_x + vv_y + wv_z + \frac{1}{2}G\chi u^2, \\ Q_3 &= uw_x + vw_y + ww_z. \end{aligned} \quad (2.5)$$

By setting the nonlinear terms Q_1, Q_2, Q_3 equal to zero in (2.4) we recover the linearized equations of Hall (1933). In the limit of large spanwise wavenumber, $\partial/\partial z \gg 1$, Hall (1982a) demonstrated that in this regime the right-hand branch of the neutral curve

scales as $G = O(k^4)$, where $k \gg 1$ is the spanwise wavenumber, and that the evolution of the Görtler vortices in this regime can be readily understood without recourse to any type of ad hoc assumptions concerning the, so called, nonparallel terms which are inherently present in the system due to the underlying boundary layer growth. A subsequent re-analysis of the linearized form of the system (2.4) by Denier, Hall and Seddougui (1991) demonstrated that in the large Görtler number limit, $G \gg 1$, there is a Görtler vortex mode of maximum growth rate $O(G^{3/5})$. It is found to occur in the wavenumber regime $k = O(G^{1/5})$ and is confined to a thin $O(G^{-1/5})$ viscous layer situated at the wall. This should be compared with both the right-hand branch calculation of Hall (1982a), who found that the growth rate for this mode is of order $G^{1/2}$ with wavenumber $O(G^{1/4})$ and is confined to a thin internal viscous layer and the inviscid Görtler vortex mode considered by Denier et al (1991), which was found to have growth rate $O(G^{1/2})$ with wavenumber $O(1)$; see figure 1 for a schematic representation of the wavenumber/growth rate curve. For $O(1)$ values of the Görtler number the fully nonlinear system (2.4) has been solved numerically by Hall (1988). However, in situations in which the Görtler number is large, the results of this work would be of limited relevance since we would expect that in this case the most unstable linear Görtler mode would soon dominate the flow field. In fact, the receptivity problem for the most unstable mode has been considered by Denier et al (1991) who demonstrated that the coupling coefficient between a surface perturbation and the induced velocity field is an $O(1)$ quantity and as such we would expect these modes to be generated by, for example, isolated roughness elements on the surface.

To consider the nonlinear development of the most unstable Görtler mode we define new variables

$$Y = G^{1/5}y, \quad Z = G^{1/5}z, \quad X = G^{3/5}(x - x^*), \quad (2.6)$$

and expand the velocity field and pressure in the form

$$(u, v, w, p) = G^{1/5}(G^{-2/5}U, V, W, G^{1/5}P) + \dots \quad (2.7)$$

Here, the scaling in X anticipates the result from Denier et al (1991) that the downstream growth rate of the most unstable Görtler mode is $O(G^{3/5})$. The governing equations (2.4)

then become, to leading order in powers of $G^{-1/5}$,

$$\begin{aligned}
U_X + V_Y + W_Z &= 0, \\
U_{YY} + U_{ZZ} - \mu(x^*)V &= \mu Y U_X + U U_X + V U_Y + W U_Z, \\
V_{YY} + V_{ZZ} - \chi(x^*)\mu Y U - P_Y &= \mu Y V_X + U V_X + V V_Y + W V_Z + \frac{1}{2}\chi(x^*)U^2, \\
W_{YY} + W_{ZZ} - P_Z &= \mu Y W_X + U W_X + V W_Y + W W_Z,
\end{aligned}$$

where we have made use of the fact that $\bar{u} \sim \mu(x^*)y + \dots$ as $y \rightarrow 0$. With a suitable rescaling we can remove the constant coefficients in the above system, and hence, without loss of generality, we will assume $\mu = \chi = 1$ in the above system. The governing equations are then

$$\begin{aligned}
U_X + V_Y + W_Z &= 0, \\
U_{YY} + U_{ZZ} - V &= Y U_X + U U_X + V U_Y + W U_Z, \\
V_{YY} + V_{ZZ} - Y U - P_Y &= Y V_X + U V_X + V V_Y + W V_Z + \frac{1}{2}U^2, \\
W_{YY} + W_{ZZ} - P_Z &= Y W_X + U W_X + V W_Y + W W_Z.
\end{aligned} \tag{2.8}$$

The boundary conditions appropriate to the above system are found to be

$$\begin{aligned}
U = V = W = 0 \quad Y = 0, \\
U \rightarrow A(X) \quad Y \rightarrow \infty,
\end{aligned} \tag{2.9}$$

where the displacement function A is independent of Z (ensuring that the nonlinear vortex state is confined to the wall layer). To complete the description of the flow regime we require a region where $y = O(1)$ in which the mean flow adjusts to its free stream value. However that region is passive so we shall not consider it here.

In order to reduce the system (2.8) to a form suitable for computational purposes we eliminate W and P from the linear terms in (2.8c,d) to give

$$\left\{ \left(\frac{\partial^2}{\partial Y^2} + \frac{\partial^2}{\partial Z^2} \right) - Y \frac{\partial}{\partial X} \right\} \left(\frac{\partial^2}{\partial Y^2} + \frac{\partial^2}{\partial Z^2} \right) V - Y U_{ZZ} = -N_{1XY} + N_{2ZZ} - N_{3YZ}, \tag{2.10}$$

where

$$\begin{aligned}
N_1 &= U U_X + V U_Y + W U_Z, \\
N_2 &= U V_X + V V_Y + W V_Z + \frac{1}{2}U^2, \\
N_3 &= U W_X + V W_Y + W W_Z.
\end{aligned} \tag{2.11}$$

The numerical procedure employed in the solution of (2.8a,b) and (2.10) subject to the boundary conditions (2.9) is based on that used by Hall (1988), in the solution of the nonlinear Görtler equations at $O(1)$ Görtler numbers, and for this reason we give only the salient details of the scheme here (the reader is referred to the aforementioned paper for full details).

Anticipating the well known result that nonlinear interactions in the Görtler problem do not generate a mean flow component in the spanwise direction we write

$$(U, V) = (U_0, V_0) + \sum_{n=1}^{\infty} (U_n, V_n) \cos nkz, \quad W = \sum_{n=1}^{\infty} W_n \sin nkz, \quad (2.12)$$

where, without loss of generality, we have chosen the origin in the spanwise direction such that U and V are even in Z whilst W is odd in Z . Substituting the expansions (2.12) into (2.8a,b) and (2.10) and equating like Fourier components gives, for the mean flow correction

$$U_{0Y} - V_0 = YU_{0X} + U_0U_{0X} + V_0U_{0Y} + F_0, \quad (2.13)$$

where

$$F_0 = \frac{1}{2} \sum_{m=1}^{\infty} \{V_m U_{mY} - U_m V_{mY} - 2km U_m W_m\},$$

whilst V_0 is determined from

$$\frac{\partial U_0}{\partial X} + \frac{\partial V_0}{\partial Y} = 0. \quad (2.14)$$

From a computational standpoint we must necessarily truncate the infinite sums occurring in (2.12) at some suitably large value of the upper limit. Therefore we will formally replace the upper limit in (2.12) by N .

The governing equation for the higher harmonics terms is then given by

$$\begin{aligned} U_{nyy} - n^2 k^2 U_n - (1 + U_{0Y})V_n - (Y + U_0)U_{nX} &= F_n \\ &= \sum_{\substack{m=1 \\ n \neq 1}}^{N-1} V_{n-m} U_{mY} - U_{n-m} V_{mY} - mk W_{n-m} U_m - mk U_{n-m} W_m \\ &+ \sum_{\substack{m=1 \\ n \neq N}}^{N-n} V_{n+m} U_{mY} - U_{n+m} V_{mY} - mk W_{n+m} U_m - mk U_{n+m} W_m \\ &+ \sum_{\substack{m=n+1 \\ n \neq N}}^N V_{m-n} U_{mY} - U_{m-n} V_{mY} - mk W_{m-n} U_m - mk U_{m-n} W_m, \end{aligned} \quad (2.15)$$

where we have made use of the continuity equation to eliminate the X -derivatives on U_m from the nonlinear terms on the right hand side of (2.15). A similar equation governing the evolution of the components V_n can be obtained from (2.10) which, for the sake of brevity, is not presented here.

We now proceed with a brief description of the scheme used to solve (2.13), (2.15) together with the corresponding equation for the V_n . Suppose then that U_0, V_0 and U_n, V_n, W_n , for $n = 1, 2, \dots, N$ are known at some particular X -station, X_0 say. The mean flow equation (2.13) is discretized using finite differences in the X - and Y -directions according to

$$\begin{aligned} & \left\{ \frac{U_0^{n+1m+1} - 2U_0^{nm+1} + U_0^{n-1m+1}}{h^2} \right\} - nh \left\{ \frac{U_0^{nm+1} - U_0^{nm}}{\epsilon} \right\} - V_0^{nm} \\ & = U_0^{nk+1} \left\{ \frac{U_0^{nk+1} - U_0^{nk}}{\epsilon} \right\} + V_0^{nk+1} \left\{ \frac{U_0^{n+1k+1} - U_0^{n-1k+1}}{2h} \right\} + F_0^{nk+1}. \end{aligned} \quad (2.16)$$

Here the indices m and n refer to the grid point $X = X_0 + m\epsilon, Y = nh$. Initially the nonlinear terms on the right-hand side of (2.16) are evaluated with $k = m - 1$ which yields a tridiagonal system for U_0 at $X = X_0 + (m+1)\epsilon$. Similarly the finite difference discretization of (2.15) can be used to give U_m ($m = 1, \dots, N$) at $X = X_0 + (m+1)\epsilon$ as can the corresponding equation for V_m , but now by solving a pentadiagonal system. The nonlinear terms can now be expressed in terms of the velocity field evaluated at $X = X_0 + (m+1)\epsilon$ and the equations are again solved for the flow quantities at $X = X_0 + (m+1)\epsilon$, repeating the iteration procedure until the changes in U_0^{m+1} etc are sufficiently small. In this way (2.16) and the corresponding equations for U_m, V_m are solved for $k = m$ by iterating on the nonlinear terms on the right-hand sides. This scheme can then be used to march the solution downstream from some initial position given some suitable form of initial perturbation to the velocity field.

3. Results and discussion

We now describe the results obtained from the numerical scheme outlined above. All results presented are for the choice of wavenumber $k = 0.476$ which corresponds to the critical wavenumber of the most unstable Görtler mode identified by Denier et al (1991);

some discussion on the form of the solutions for different values of the wavenumber will be given. The basic state was perturbed at $X = 1$ by imposing the disturbance

$$U_1(Y) = \frac{\Delta Y^6}{8} \exp(-Y^2/2), \quad V_1(Y) = 0, \quad (3.1)$$

and integrating the linearized equations to $X = 101$. Here Δ is a measure of the disturbance amplitude. At this stage the disturbance has attained its maximum growth rate according to linear theory (see Denier et al (1991)). The linear velocity field was then given an amplitude equal to the maximum X -velocity component whilst all higher harmonics were set equal to zero. The nonlinear equations were then integrated for $X > 101$.

We note that the precise form of the initial perturbation (3.1) is of little importance in the linear stage of the evolution of the most unstable mode. This can be seen by considering the linearized version of the governing equations; a comparison between the present work and the eigenvalue problem of Denier et al (1991) (see their equation (5.14)) shows that the linearized governing equations, subject to the initial condition (3.1), constitute an initial value problem corresponding to the given spanwise wavenumber. Thus, given any reasonable initial condition (ie one which satisfies all the boundary conditions on the disturbance velocity field) the solution of the linearized equations will evolve downstream into the characteristic shape of the eigenfunction of Denier et al (1991) (in fact, the downstream form of the velocity field will be a constant multiple of this eigenfunction) and the linear growth rate will approach the value found from the eigenvalue problem; for the results presented here this corresponds to $k = 0.476$, $\beta = 0.312$ (here β is the linear growth rate). This should be compared with the corresponding results of Hall (1983), for the evolution of vortices with $O(1)$ Görtler number, where the growth rate and the structure of the linear modes exhibit a sensitive dependence on both the form of the initial disturbance and the position at which the initial disturbance is imposed. This difference is readily explained by the fact that the most unstable mode of Denier et al (1991) evolves in, what is essentially, a parallel manner (due in turn to the small x scale over which these modes develop) whereas the linear modes of Hall (1983) exhibit an inherent nonparallel structure (due to the $O(1)$ x -scale over which these modes develop).

In order to measure the growth of the harmonic components of the flow field we define the energy of the n th harmonic to be

$$E_n = \int_0^{\infty} \{U_n^2(X, Y) + V_n^2(X, Y) + W_n^2(X, Y)\} dY, \quad n = 1, 2, \dots \quad (3.2)$$

Note that we do not calculate the energy of the mean flow correction as in Hall (1988) since in the present case we have $U_0 \rightarrow U_0(X)$ when $Y \rightarrow \infty$. The growth rate $\sigma_n(X)$ of the n th mode is then defined as

$$\sigma_n(X) = \frac{1}{E_n(X)} \frac{dE_n(X)}{dX}. \quad (3.3)$$

In the absence of the nonlinear terms the growth rate $\sigma_1(X)$ would be twice that calculated by Denier et al (1991); in light of the discussion of the previous paragraph $\sigma_1(X) \rightarrow 0.624$ as $X \rightarrow \infty$ (see figure 2).

With the perturbation to the basic state given by (3.1) the governing equations were solved for the choice of parameters $h = 0.1$, $\epsilon = 0.001$ with $Y_\infty = 100$ (corresponding to 1000 grid points in the normal direction). These values were chosen after significant testing of the code for accuracy and stability. With h fixed the calculations were carried out for various values of ϵ until the results from consecutive runs agreed to within graphical accuracy. The streamwise step size ϵ was then fixed and h was decreased, with Y_∞ fixed, until, again, the results from consecutive calculations had converged, to within graphical accuracy. We then fixed both ϵ and h and varied Y_∞ which resulted in little or no change in the computed flow quantities. It was found that the numerical scheme was stable for $\epsilon = O(h^2)$. In figure 3 we present a comparison between calculations performed for $\epsilon = 0.002$ and $\epsilon = 0.001$ with the normal step-length $h = 0.1$ fixed (see figure caption). Up until the stage at which the calculation for $\epsilon = 0.001$ fails the results are identical (note that the results for $\epsilon = 0.002$ have been offset). However, there is a small, yet significant, discrepancy on the position at which the breakdown occurs. We interpret this discrepancy in the breakdown position which occurs for the larger of the two values of ϵ as being due to the numerical scheme, essentially, 'jumping' over the breakdown position and continuing into a region where, in fact, the numerical code is no longer valid. Various calculations were done for

which $N = 4, 8$ and 16 Fourier modes in the spanwise direction were retained; the results presented are for the case $N = 8$ (the results from the calculations for $N = 4$ and $N = 16$ show little, if any variations from those obtained for $N = 8$). In figure 4 we present a comparison of the results obtained with $N = 8$ and $N = 16$ Fourier modes retained in the expansions (2.12). Again the results are identical, to within graphical accuracy for the two cases. (Note that the discrepancy in the breakdown positions for the $N = 8$ and $N = 16$ calculations is due to the increased streamwise step-length required to make the latter calculation feasible). The parameter values quoted above were then chosen with two criteria in mind; firstly they were chosen to be suitably small in order to resolve both the normal and streamwise structure of the flow in the later stages of the calculations and secondly were chosen so as to allow the calculations to be performed in an acceptable amount of time. All results presented were obtained on a Cray Y-MP situated at the NASA Langley Research Centre.

In figure 5 we present a plot of the energy of the n th harmonic as a function of downstream position x . Here we see that, after an initial interval of decay due to the solution rapidly adjusting from its linear state to a fully nonlinear state in which the mean flow correction is driven by the vortex velocity field, the energy in each mode is a monotonically increasing function of x . This was found to continue until such point as the energy in each harmonic undergoes a period of rapid growth (occurring over a small streamwise interval). However, at this stage of the calculation a point of separation has been encountered resulting in reversed flow. Our numerical scheme is then no longer valid, as it relies on the parabolic nature of the governing equations and as such is not able to deal with the reversed flow in the streamwise direction. Numerous calculations were performed in order to verify this; in particular, increasing the number of modes retained in our expansions from $N = 8$ to $N = 16$. The results from this calculation were found to agree with that for $N = 8$ Fourier modes to within the graphical accuracy of figure 5. Similarly, decreasing the step size in the streamwise direction was found to have little effect on the results of the calculation. All results presented were obtained for the input disturbance amplitude $\Delta = 0.075$. In order to test the effect of varying the amplitude of the initial disturbance velocity field we repeated our calculations for various values of the amplitude Δ . The results of these

calculations demonstrated that varying Δ had no qualitative effect upon the breakdown which is encountered for the case presented, namely $\Delta = 0.075$; decreasing Δ has the effect of delaying the breakdown. For this reason we restrict our attention to the case $\Delta = 0.075$; the results presented can then be considered as typical for the whole range of input amplitudes.

Before proceeding with a discussion of this breakdown we make some comparison of our results with those of Hall (1988). In figure 6 we present a plot of the growth rates σ_n , ($n = 1, \dots, 8$) as a function of the downstream position x . Here we see that the growth rates, after an initial adjustment stage wherein the flow adjusts in order to accommodate the nonlinear terms, increase with increasing x ; in fact the growth rates are ordered such that $\sigma_j > \sigma_{j-1}$, ($j = 2, \dots, 8$). However, the growth rate of the first harmonic, σ_1 , is decreased from that found in the absence of the nonlinear terms; in this respect nonlinear effects are stabilizing. This should be compared with the results of Hall (1988) who found a similar result in that the growth of the first harmonic is decreased in comparison with that obtained from the linearized system. However, an important distinction arises between the present work and that of Hall (1988) in that for the case of $O(1)$ Görtler numbers and wavenumbers the energy is distributed predominantly in the first harmonic and mean flow correction whereas in the present case no such partition of energy is found.

We now turn our attention to a discussion of the breakdown alluded to above. As noted earlier our numerical scheme was found to breakdown at some downstream position. This breakdown was characterized by the normal, and subsequently the spanwise, components of the velocity field undergoing a period of rapid growth over a small streamwise interval, typically of the order of 5 streamwise steplengths, whereas the streamwise velocity component shows little, if any, variation over this interval.

In order to determine whether this breakdown was due to a singularity of the governing equations, we repeated our calculations with an increased number of Fourier modes retained. As each higher harmonic is forced by its lower harmonics we would expect that, if such a singularity were encountered, increasing the number of Fourier modes retained in our calculations would have a dramatic effect upon the latter stages of the calculation. However, this was found not to be the case. The inclusion of additional Fourier modes was

found to have little effect on the breakdown. For this reason we feel justified in eliminating the possibility of a spanwise localized singularity in the governing equations as being the underlying cause for the breakdown which is encountered.

In light of the above discussion an alternative mechanism for the breakdown must be found. An obvious candidate immediately presents itself in the form of a singularity due to flow separation. From the work of Hall (1988) we know that flow separation is encountered in the problem of $O(1)$ wavelength Görtler vortices at $O(1)$ Görtler numbers (see also the discussion in Hall and Horseman (1990)). As such, flow separation would appear as the likely candidate for the breakdown experienced in the present problem.

In order to test this conjecture we calculated the total skin friction

$$\tau_T(X, Z) = 1 + \sum_{n=0}^N U_{nY}(X, 0) \cos knZ, \quad (3.4)$$

at each downstream position on a uniform spanwise grid of 100 points over one half vortex wavelength. Here, we note that the first term on the right hand side of (3.4) arises from the uniform shear, $\bar{u} \sim Y$, in the wall layer (see equation (2.8)). The point (X^*, Z^*) of flow separation is then defined by

$$\tau_T(X^*, Z^*) = 0.$$

At such a point our finite difference discretization in the downstream variable X is no longer valid as it does not allow for reversed flow. In figure 7 we present a contour plot of $(\tau_T - 1)$ in the (X, Z) -plane for X in the range $(108, 108.037)$ and Z in the range $(0, \pi/a)$. Here we see that, after an interval of little variation, the total skin friction rapidly decreases until the last downstream location at which $(\tau_T - 1)$ is negative and separation has occurred. At this point in our calculation the numerical scheme used is no longer valid for the reason given above. We found it impossible to accurately resolve the position at which separation occurs, though not through any deficiency in the code, but due to the fact that we had reached the limit of our available computing resources.

Not surprisingly, the point of separation is found to occur at the position $Z = \pi/k$, the position at which upwelling occurs. In figure 8 we present a series of contour plots of constant total streamwise velocity

$$U_T(X, Y, Z) = Y + \sum_{n=0}^N U_n(X, Y) \cos knZ,$$

at various downstream positions which shows the initial growth of the vortex. In the absence of the nonlinear vortex these plots would appear as a series of equally spaced horizontal lines. The growth of the vortex is then represented by increased curvature of the streamlines of constant streamwise velocity. At $X = 102.0$ (figure 8a) the nonlinear vortex has begun to grow until at $X = 108.0$ (figure 8d) we see the characteristic shape for Görtler vortices (see Hall and Horseman (1990)).

In figure 9a-e we again present contour plots of the total streamwise velocity at the last five streamwise locations preceding the breakdown of our numerical code. At this stage we see the development of a secondary structure localized about $Z = \pi/a$ in the vicinity of the wall (see the highlighted region in figure 9a). This structure increasingly distorts the underlying streamlines until at the last point of our calculation (figure 9e) the flow is about to become reversed. As noted above we were unable to continue our calculation past the point given for figure 9e, however we would expect that if such a calculation were possible we would find a small region of reversed flow centered about the point $Z = \pi/a$ which would subsequently increase in size as the calculation were continued downstream.

4. Conclusion

We have investigated the spatial nonlinear evolution of the fastest growing Görtler vortex which can occur in a boundary layer flow. The mode occurs in a quasi-parallel form only at high Görtler numbers so our investigation is particularly relevant to flows where high Reynolds numbers and moderate curvatures are possible. Hence our investigation is, for example, relevant to the flow over turbine blades and also to the flow in jet engine inlets though compressible effects would certainly be present in the latter case. A crucial feature of the mode is that it occurs adjacent to the wall so that relatively high shear stresses will be induced by its presence.

Our calculations suggest that the nonlinear development of the most unstable Görtler mode results in a reversed flow. Although such a point of separation gives little hope of following the development of these modes downstream past the point of separation we note one important point which arises from our calculations. Recent work on the secondary instability of nonlinear Görtler vortices at $O(1)$ Görtler number by Hall and Horseman (1990) has demonstrated that the fully nonlinear vortex velocity fields obtained numerically by Hall (1988) are highly susceptible to an inviscid Rayleigh instability. This mode of instability is particularly relevant to flows for which the streamwise velocity field becomes inflexional in both the streamwise *and* spanwise directions. Such a situation arises in the present problem and hence we would expect the flow to be radically altered, due to the linear growth of Rayleigh modes and their subsequent nonlinear evolution, before the point of separation is approached, as is the case for Görtler vortices at $O(1)$ Görtler numbers (see Hall and Horseman (1990) for a discussion)). This question is currently under investigation.

Thus we conclude then by noting that our calculations suggest that in relatively highly curved boundary layers, transition will be induced by the Rayleigh instability breakdown of the vortex structures driven by the Görtler instability. It should be noted that alternative instabilities such as Tollmien-Schlichting waves do not have growth rates as large as those of Görtler vortices or Rayleigh waves and are therefore likely to be unimportant in the transition process.

Acknowledgements

The authors wish to acknowledge S.E.R.C. for support while this work was in progress.

References

- Aihara, Y. 1976 Nonlinear analysis of Görtler vortices. *Phys. Fluids*, **19**, 1655.
- Denier, J. P., Hall, P. and Seddougui, S. O. 1991 On the receptivity problem for Görtler vortices: vortex motions induced by wall roughness. *Phil. Trans. R. Soc. Lond. A.*, **335**, 51–85.
- Hall, P. 1982a Taylor–Görtler vortices in fully developed or boundary layer flows: linear theory. *J. Fluid Mech.*, **124**, 475–494.
- Hall, P. 1982b On the nonlinear evolution of Görtler vortices in growing boundary layers. *J. Inst. Maths. and Applications*, **29**, 173.
- Hall, P. 1983 The linear development of Görtler vortices in growing boundary layers. *J. Fluid Mech.*, **130**, 41–58.
- Hall, P. 1988 The nonlinear development of Görtler vortices in growing boundary layers. *J. Fluid Mech.*, **193**, 247–266.
- Hall, P. and Lakin, W. D. 1988 The fully nonlinear development of Görtler vortices in growing boundary layers. *Proc. R. Soc. Lond. A*, **415**, 421–444.
- Hall, P. and Horseman, N. 1990 The inviscid secondary instability of fully nonlinear longitudinal vortex structures in growing boundary layers. ICASE Report # 90–71 (also to appear in *J. Fluid Mech*).
- Hall, P. and Seddougui, S. O. 1989 On the onset of three-dimensionality and time-dependence in Görtler vortices. *J. Fluid Mech.*, **204**, 405–420.

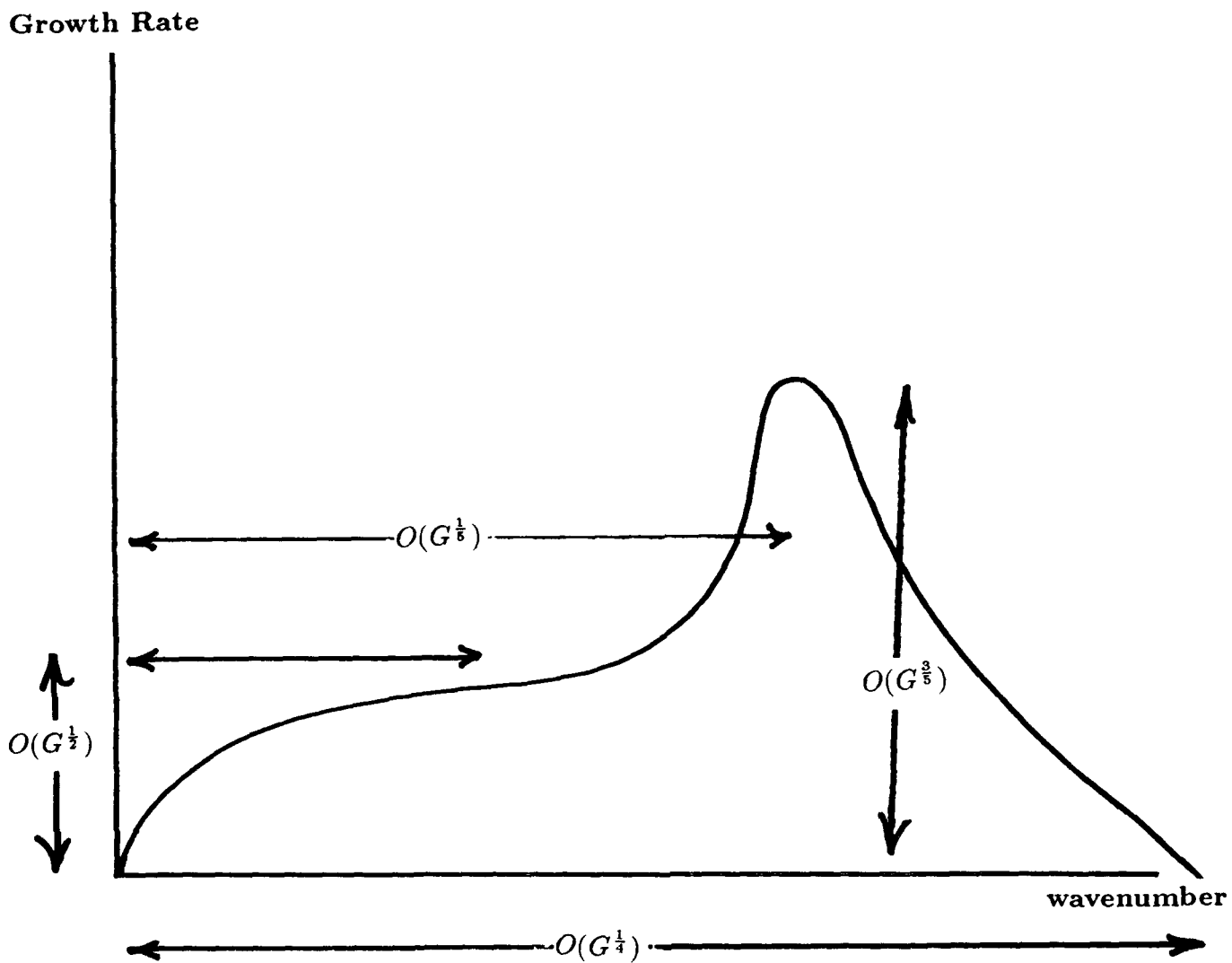


Figure 1. A schematic representation of the growth rate versus wavenumber in the large Görtler number limit. Marked are the regions corresponding to the inviscid, most unstable and right-hand branch Görtler modes, respectively.

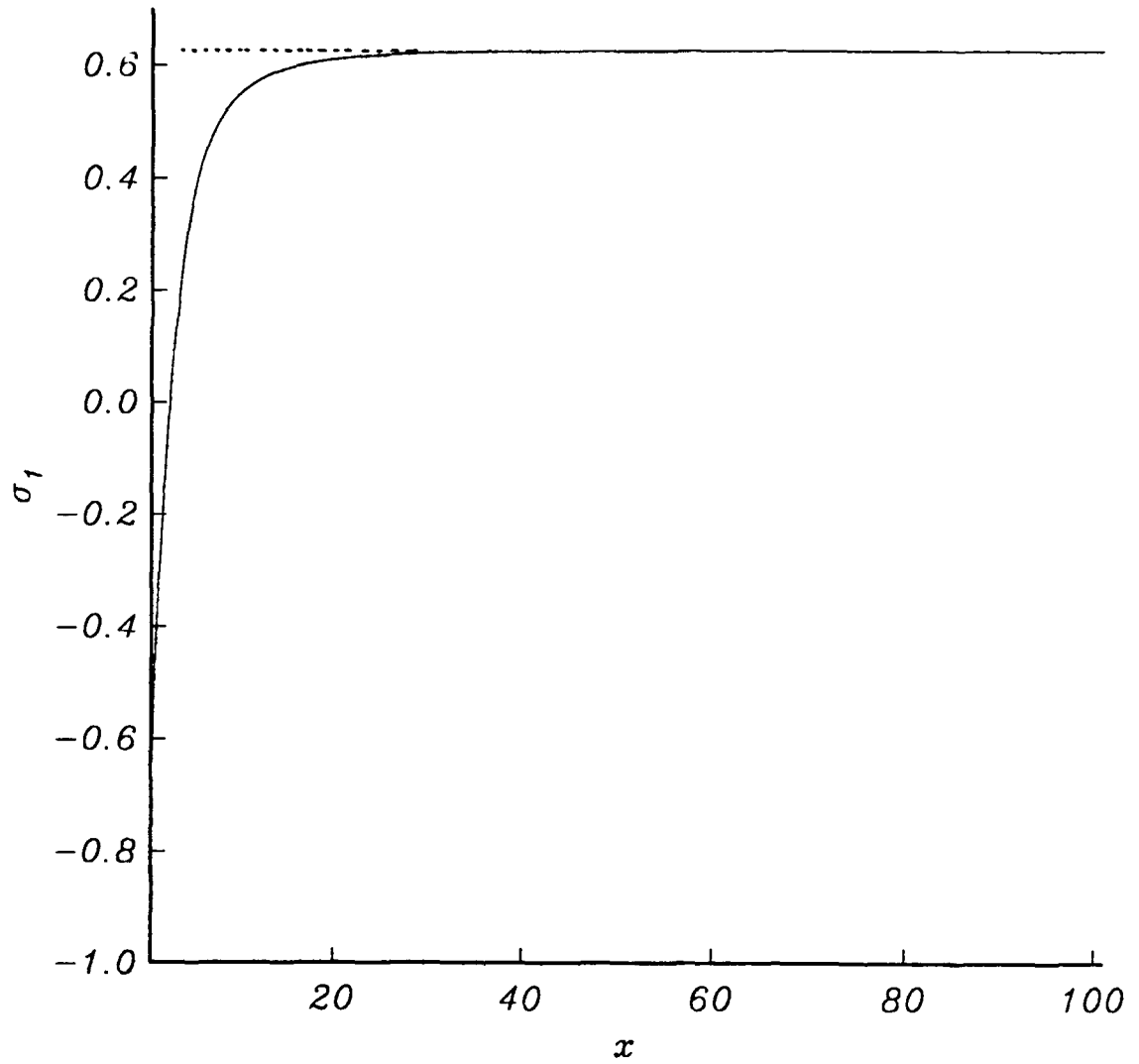


Figure 2. The linear growth rate σ_1 versus X for wavenumber $k = 0.476$. Dashed line shows the position of the most unstable mode of Denier et al (1991).

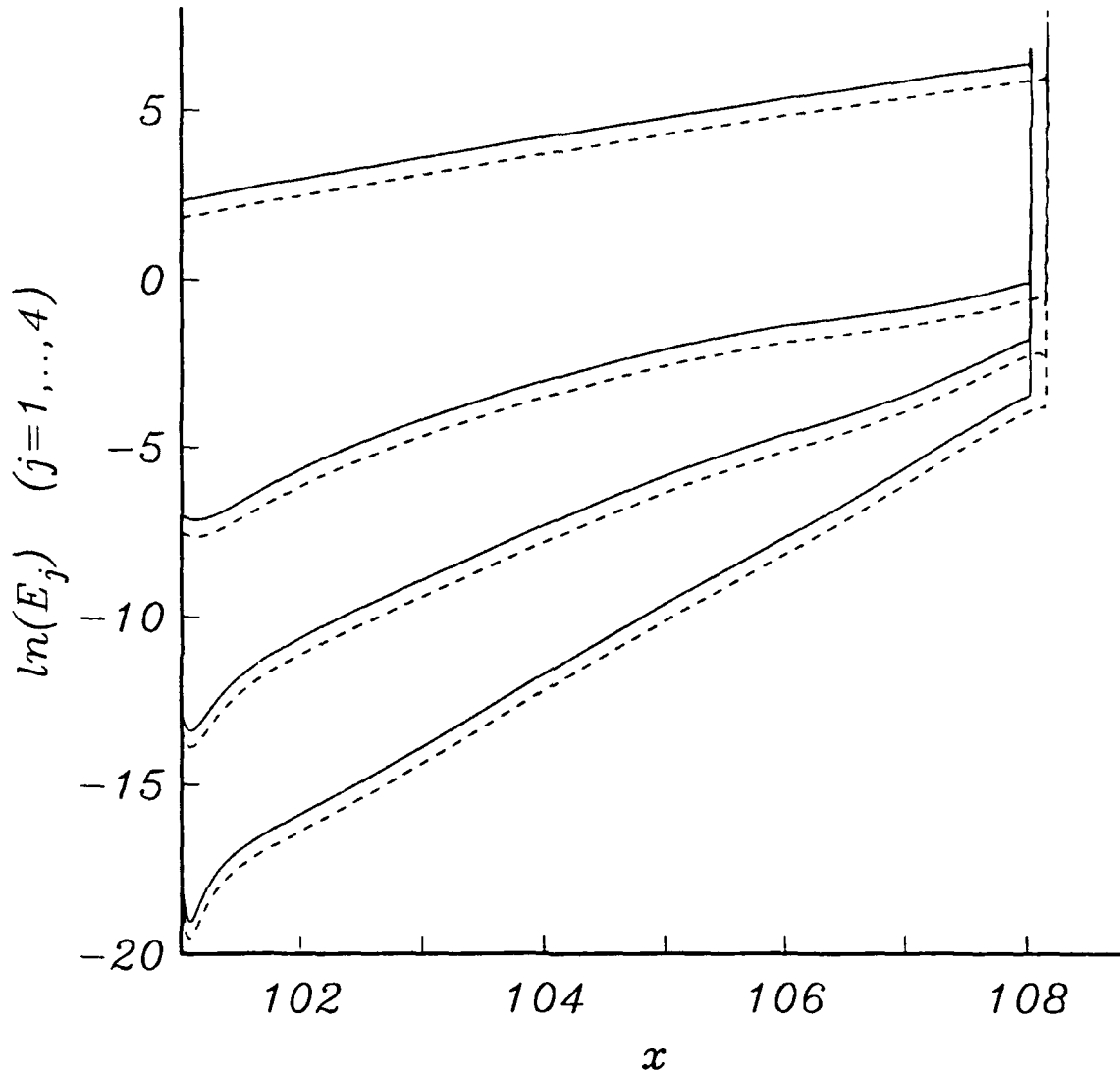


Figure 3. Comparison of results obtained for different streamwise step-lengths. Solid line $\epsilon = 0.001$, broken line $\epsilon = 0.002$. In order to distinguish the plots for $\epsilon = 0.002$ these have been offset by -0.5 . Plotted is $\ln(E_j)(j = 1, \dots, 4)$ versus X .

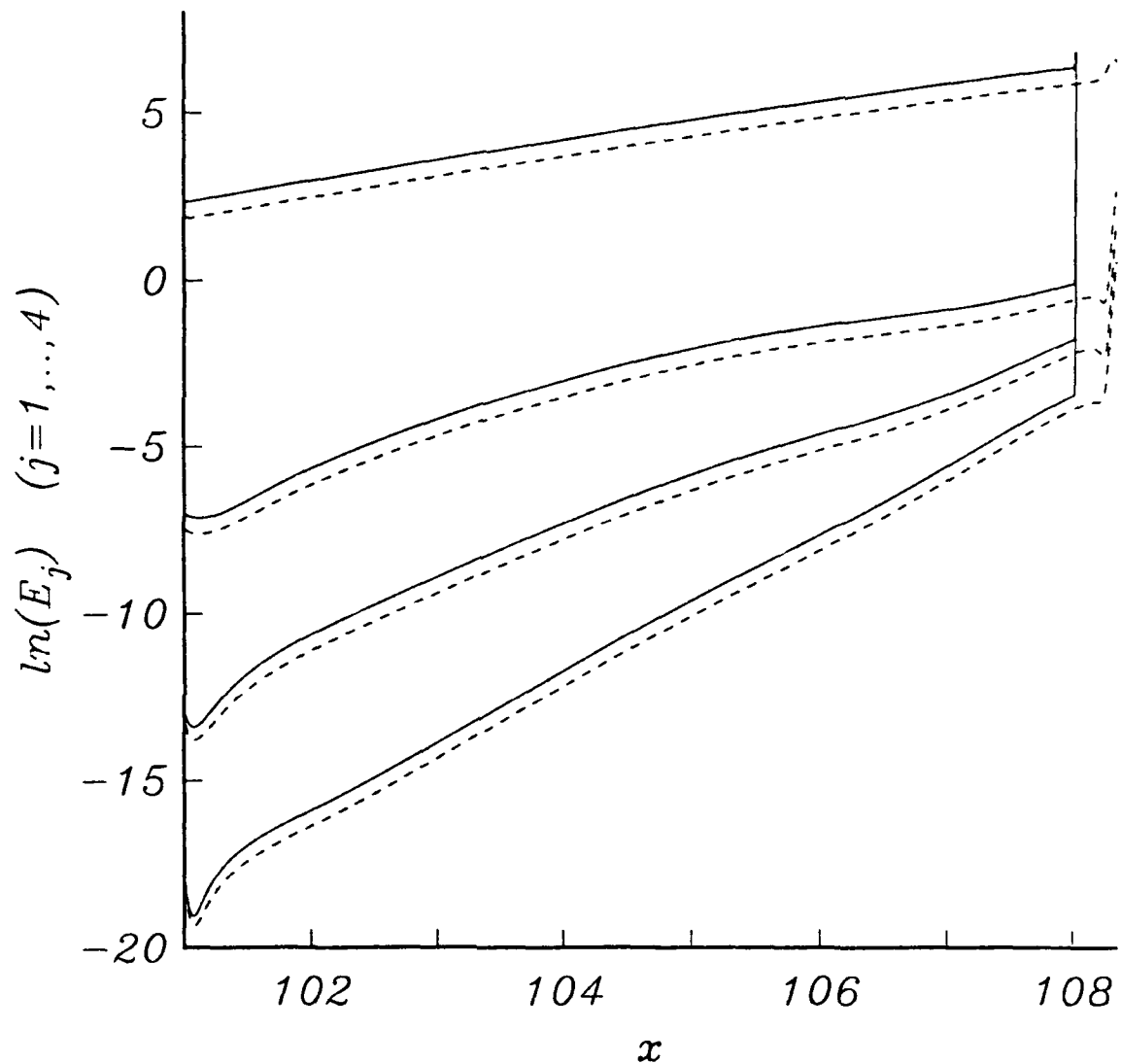


Figure 4. Comparison of results obtained by retaining different number of Fourier modes. Solid line $N = 8$, dashed line $N = 16$. In order to distinguish the plots for $N = 16$ these have been offset by -0.5 . Due to limitations on available computing time the results for $N = 16$ were obtained for a streamwise step-length of $\epsilon = 0.01$.

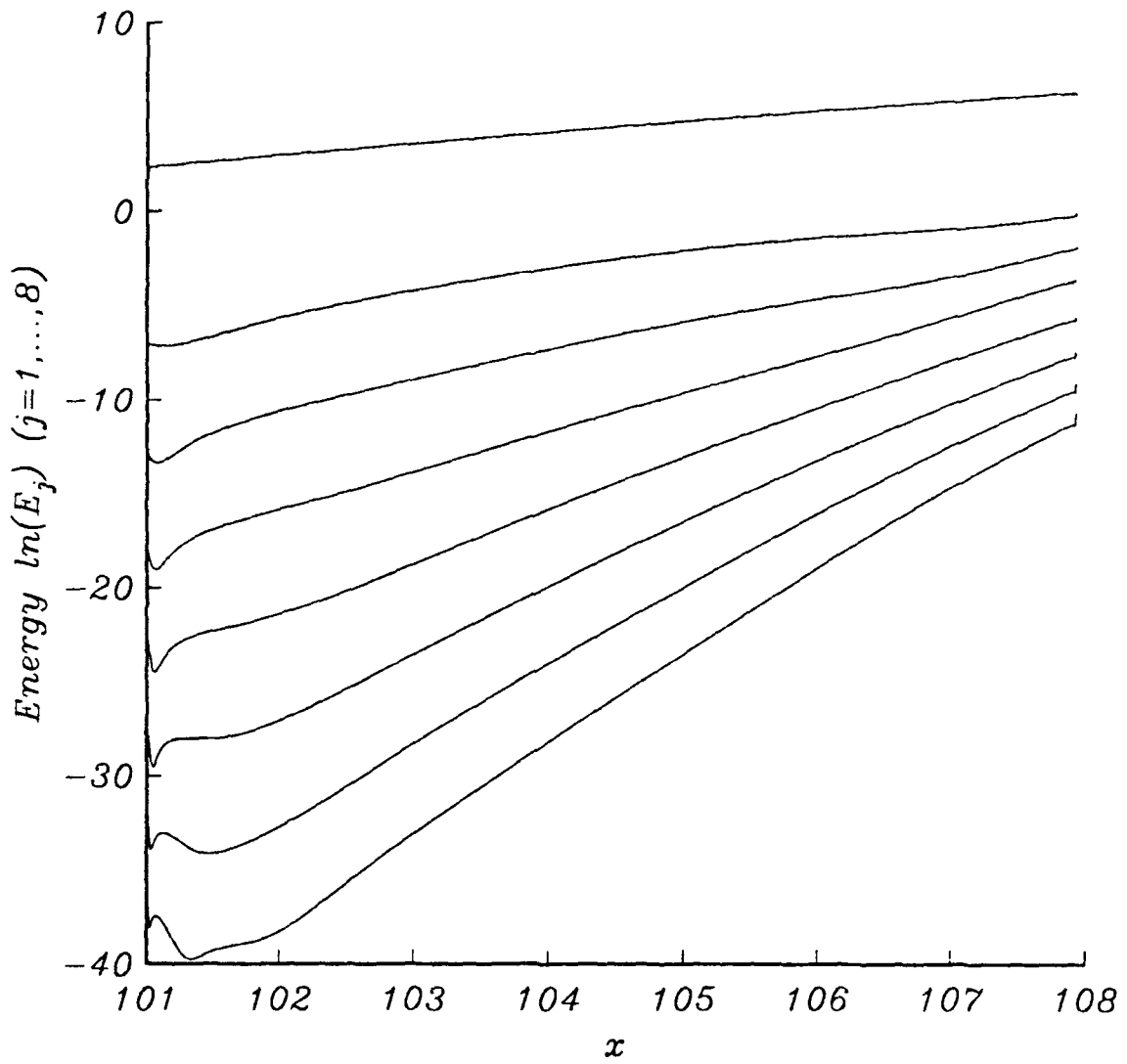


Figure 5. Plot of $\ln(E_j)$, ($j = 1, \dots, 8$) versus downstream position X .

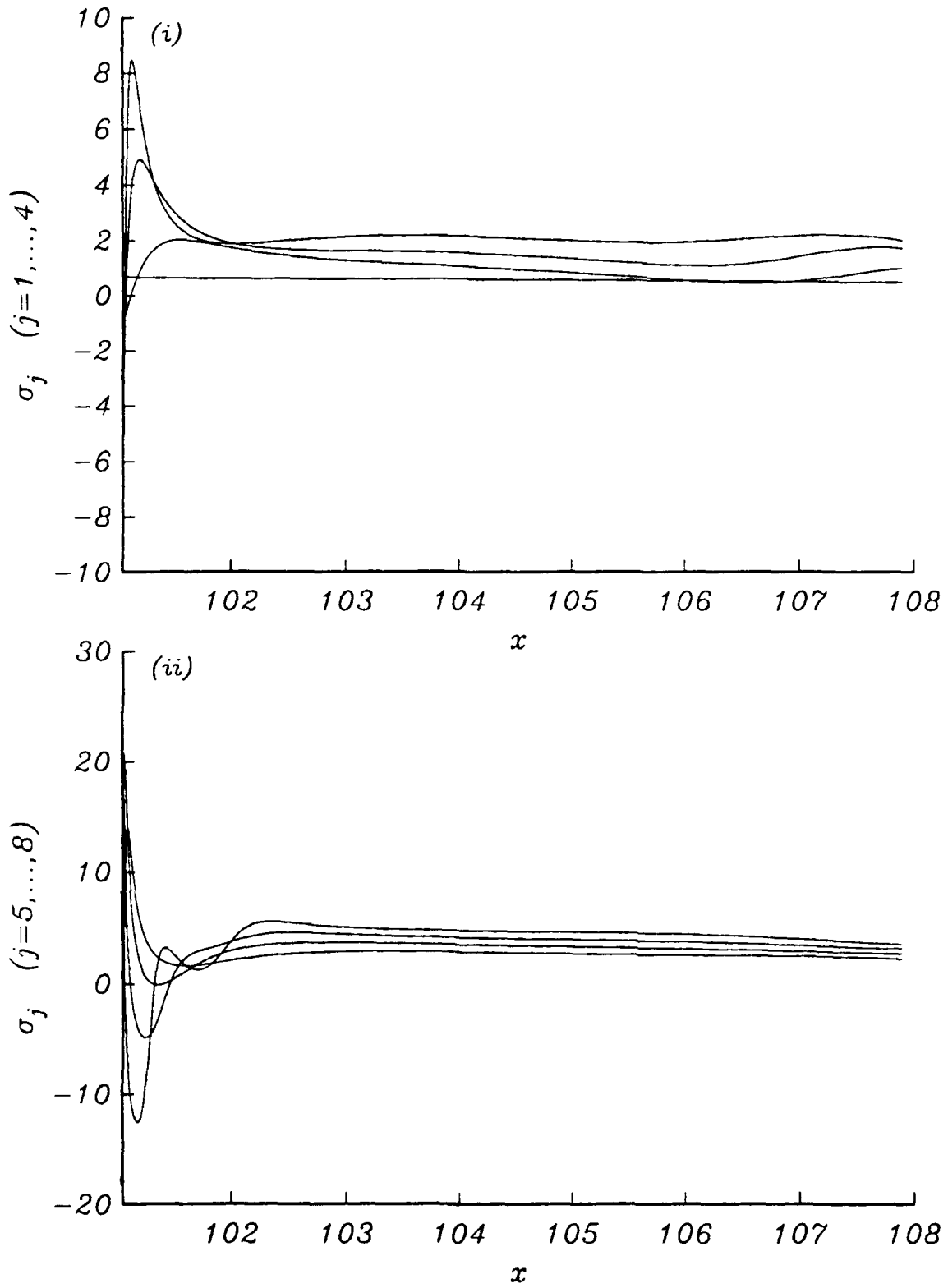


Figure 6. The nonlinear growth rates σ_j ($j = 1, \dots, 8$) versus X .

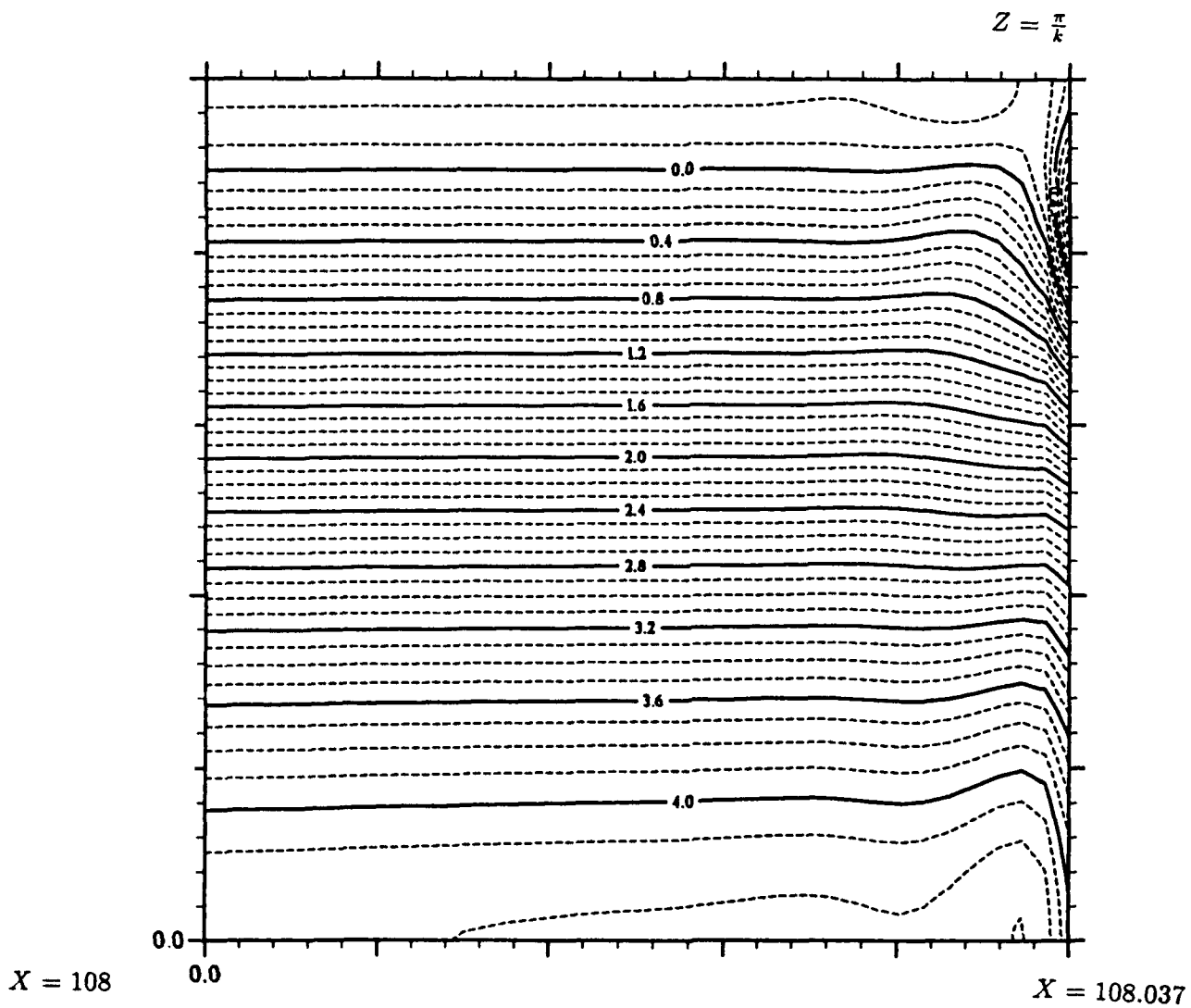
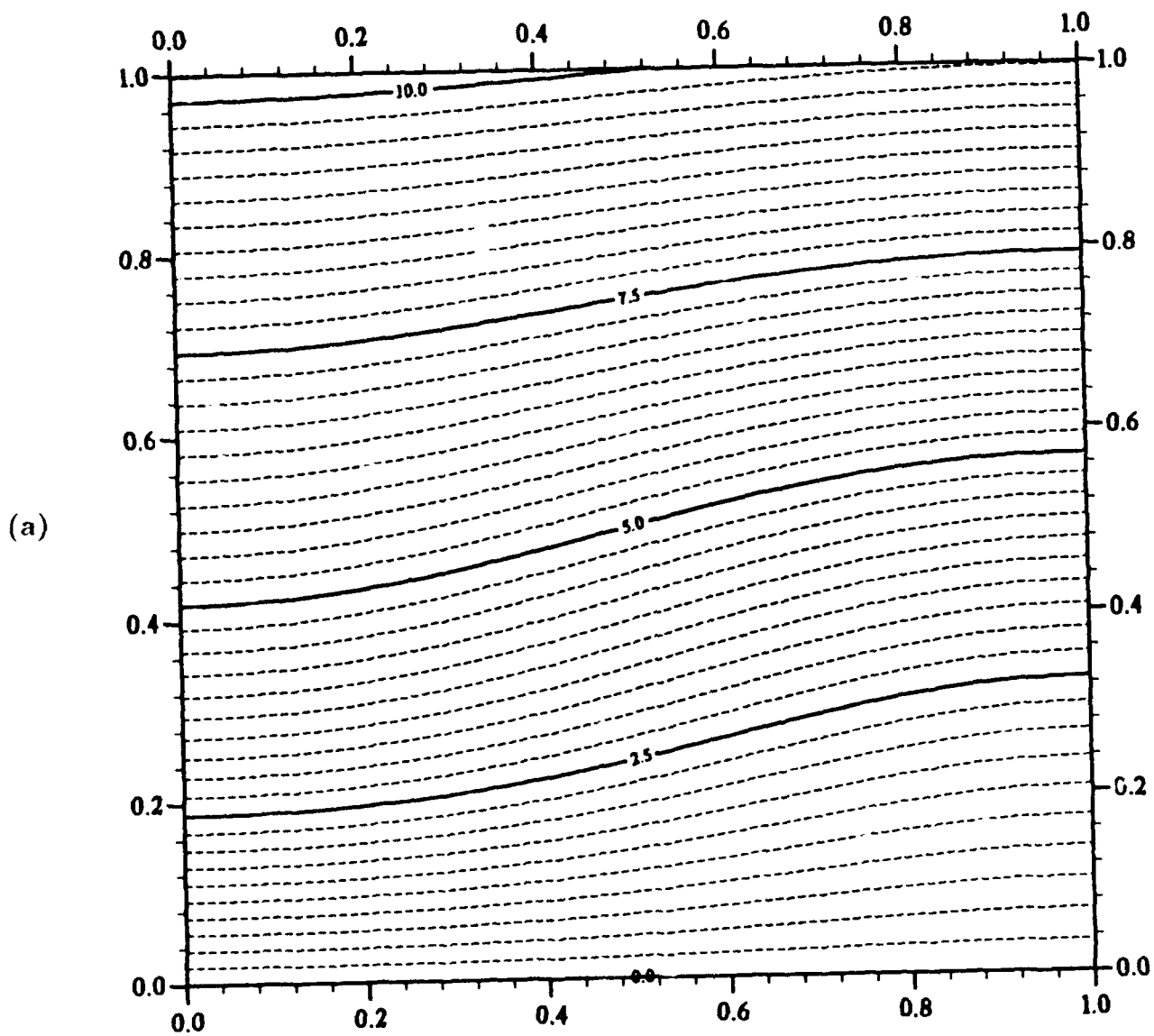


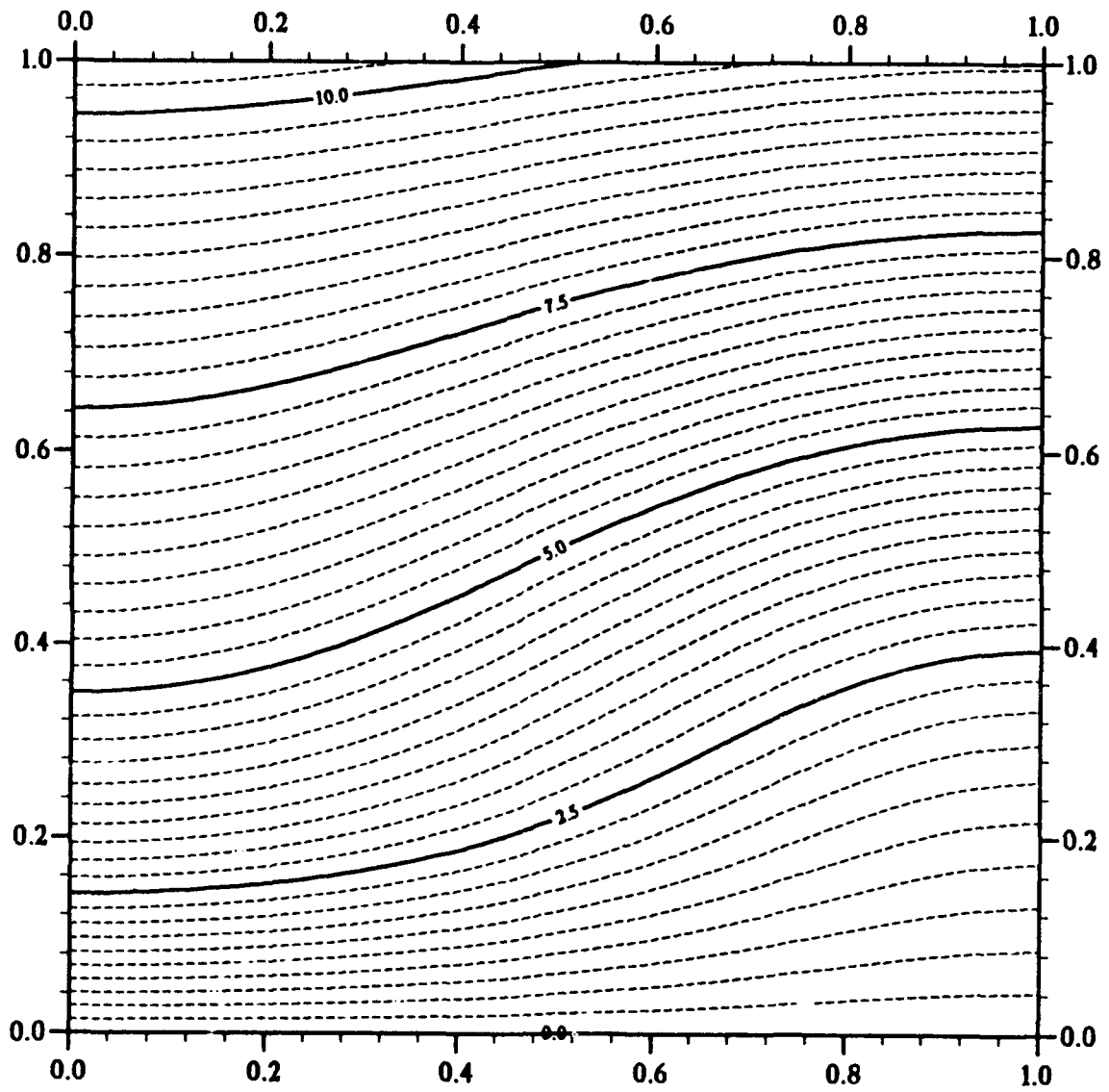
Figure 7. Contour plot of the skin friction $(\tau_T + 1)$ in the (X, Z) -plane. Here X is in the interval $(108, 108.037)$ and Z is in the range $(0, \pi/a)$.



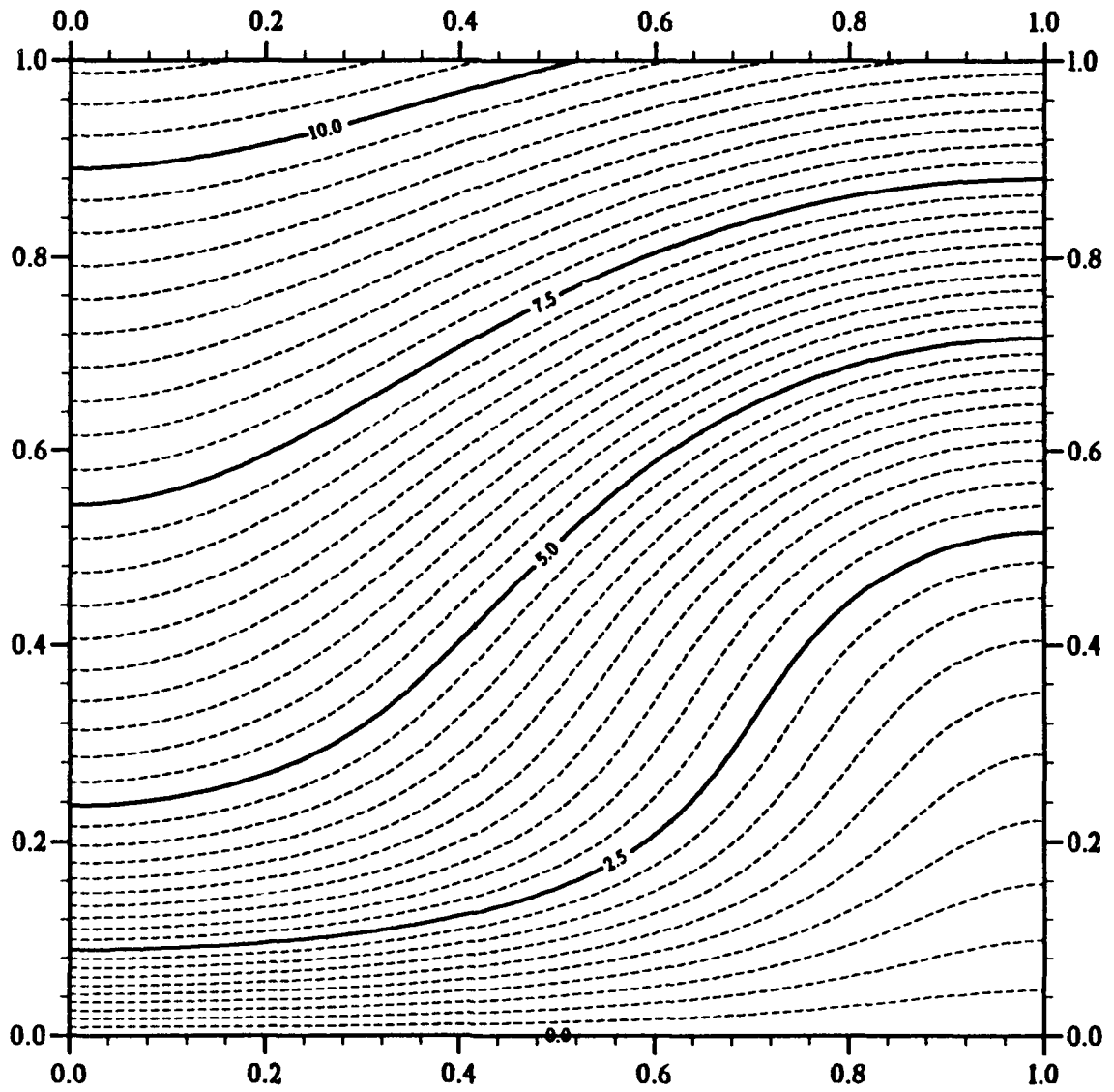
(a)

Figure 8. Contour plot of the total downstream velocity field at the downstream positions;
 (a) $X = 102$, (b) $X = 104$, (c) $X = 106$, (d) $X = 108$.

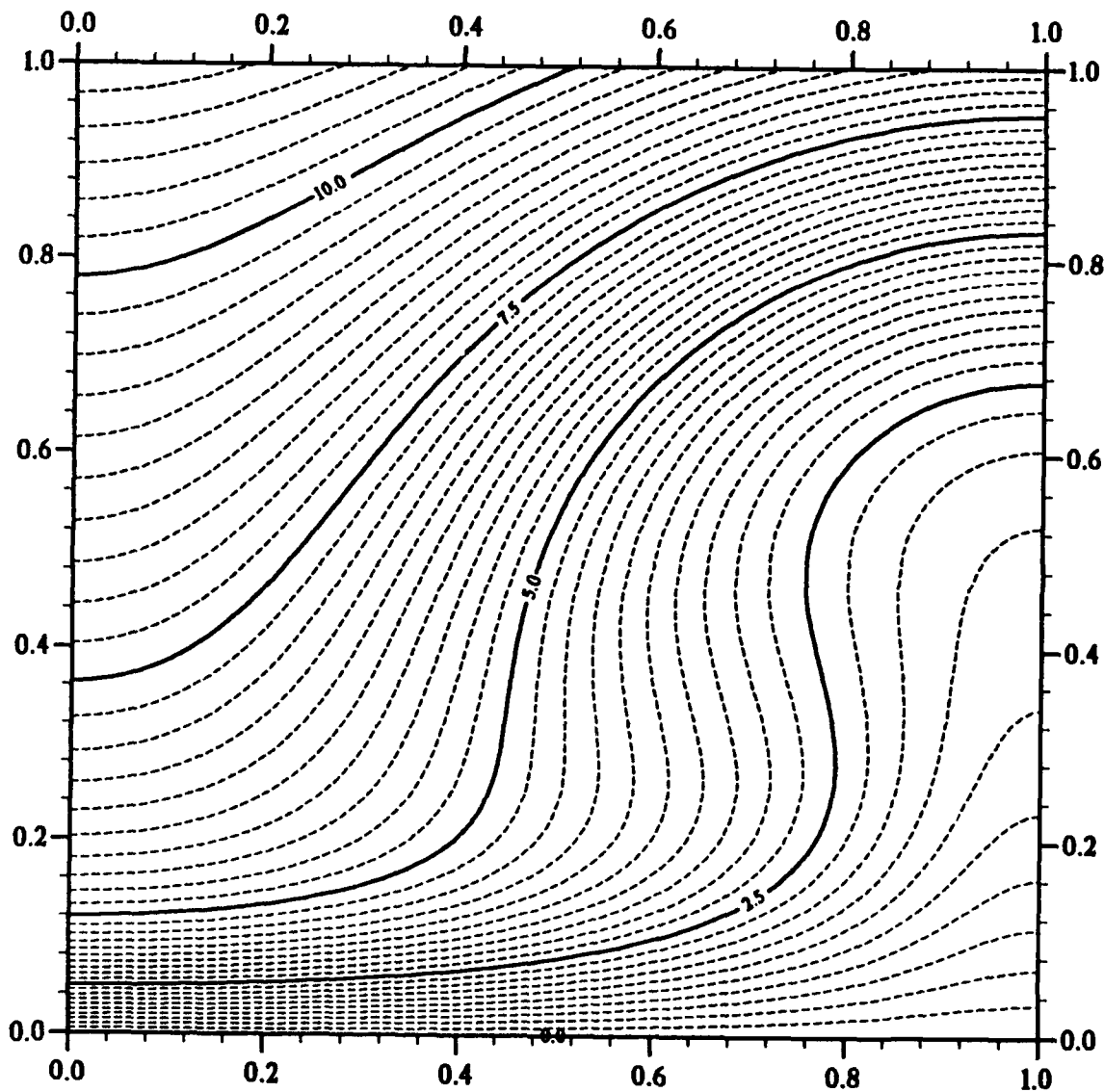
(b)



(c)



(d)



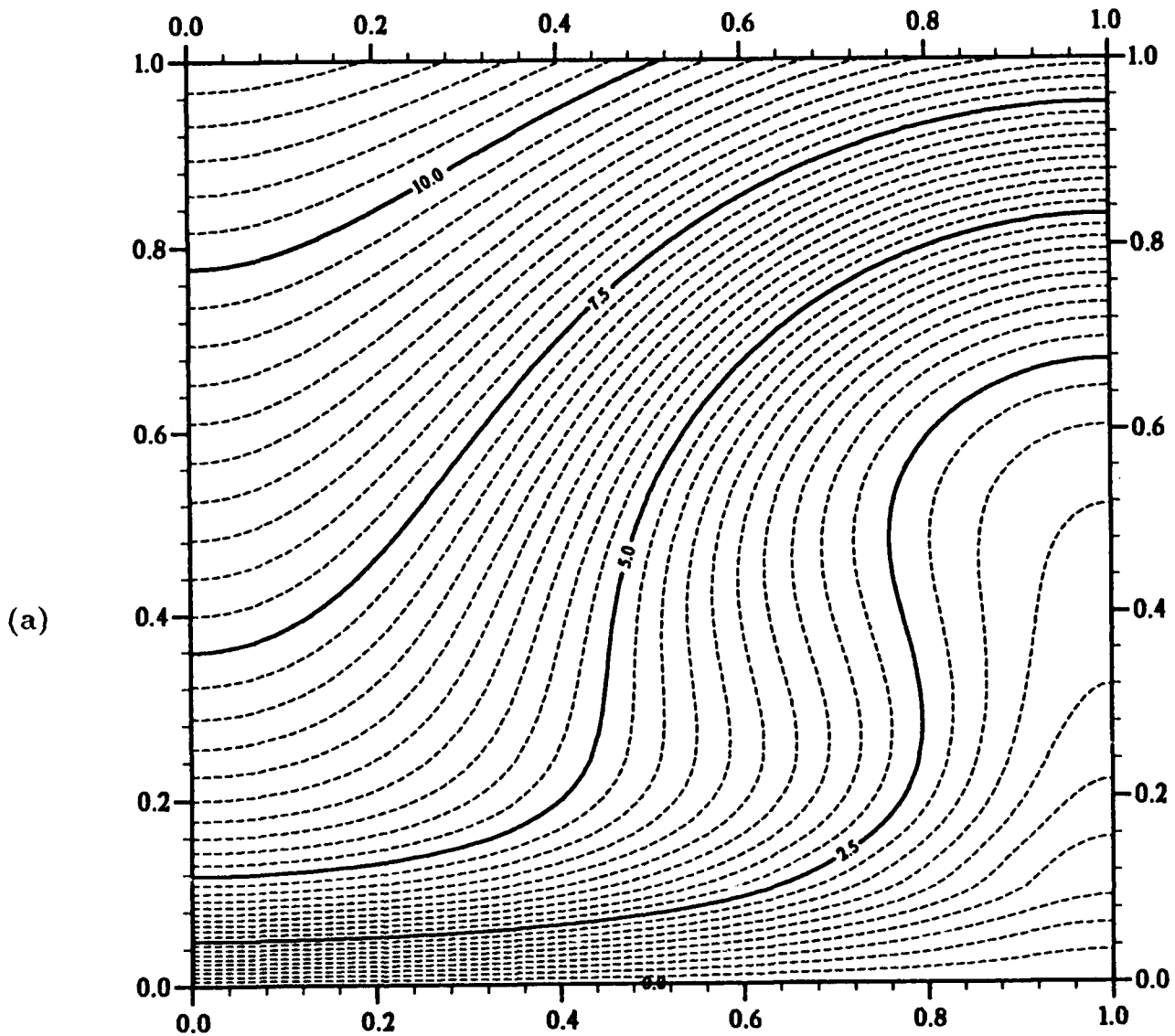
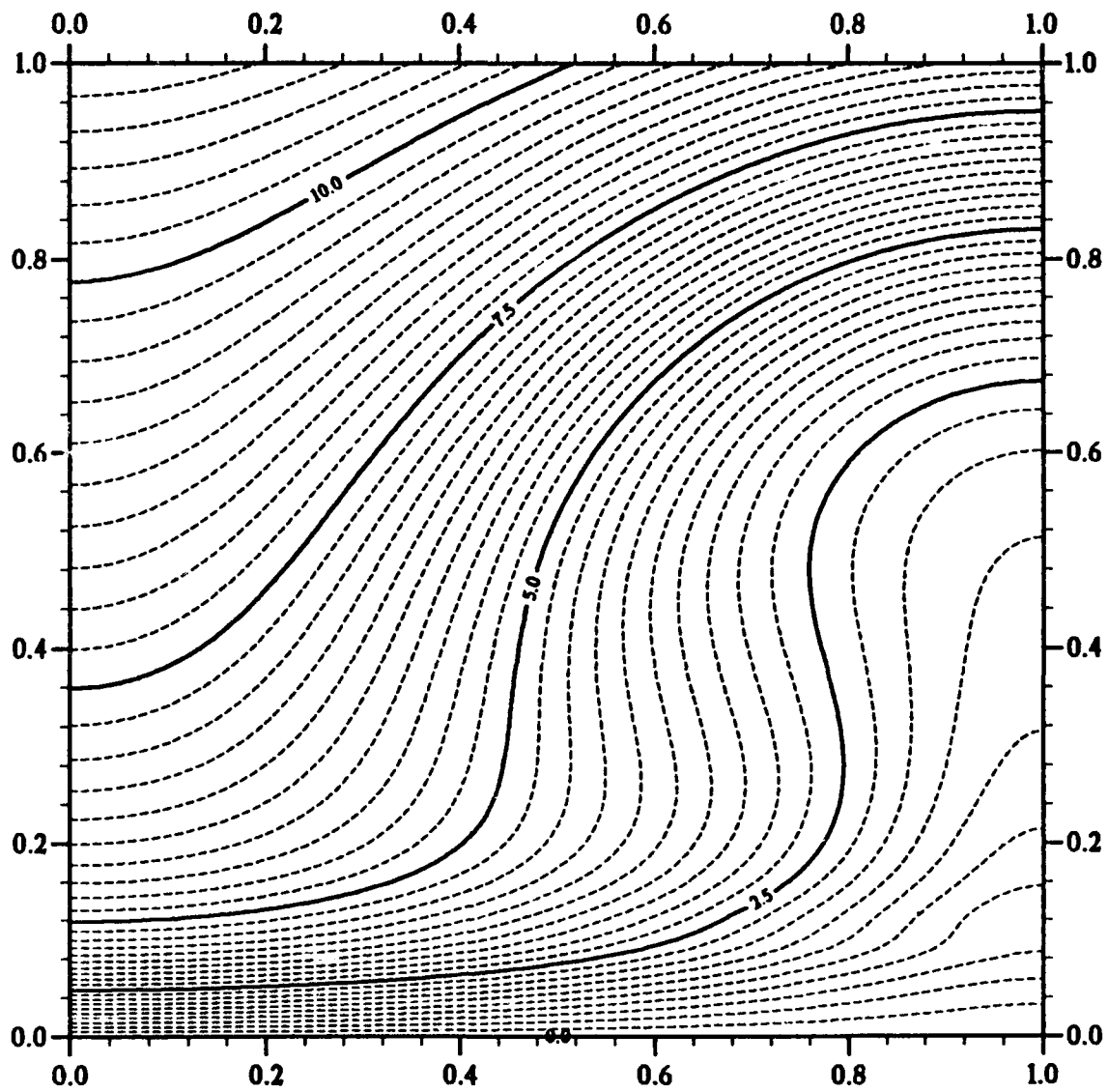
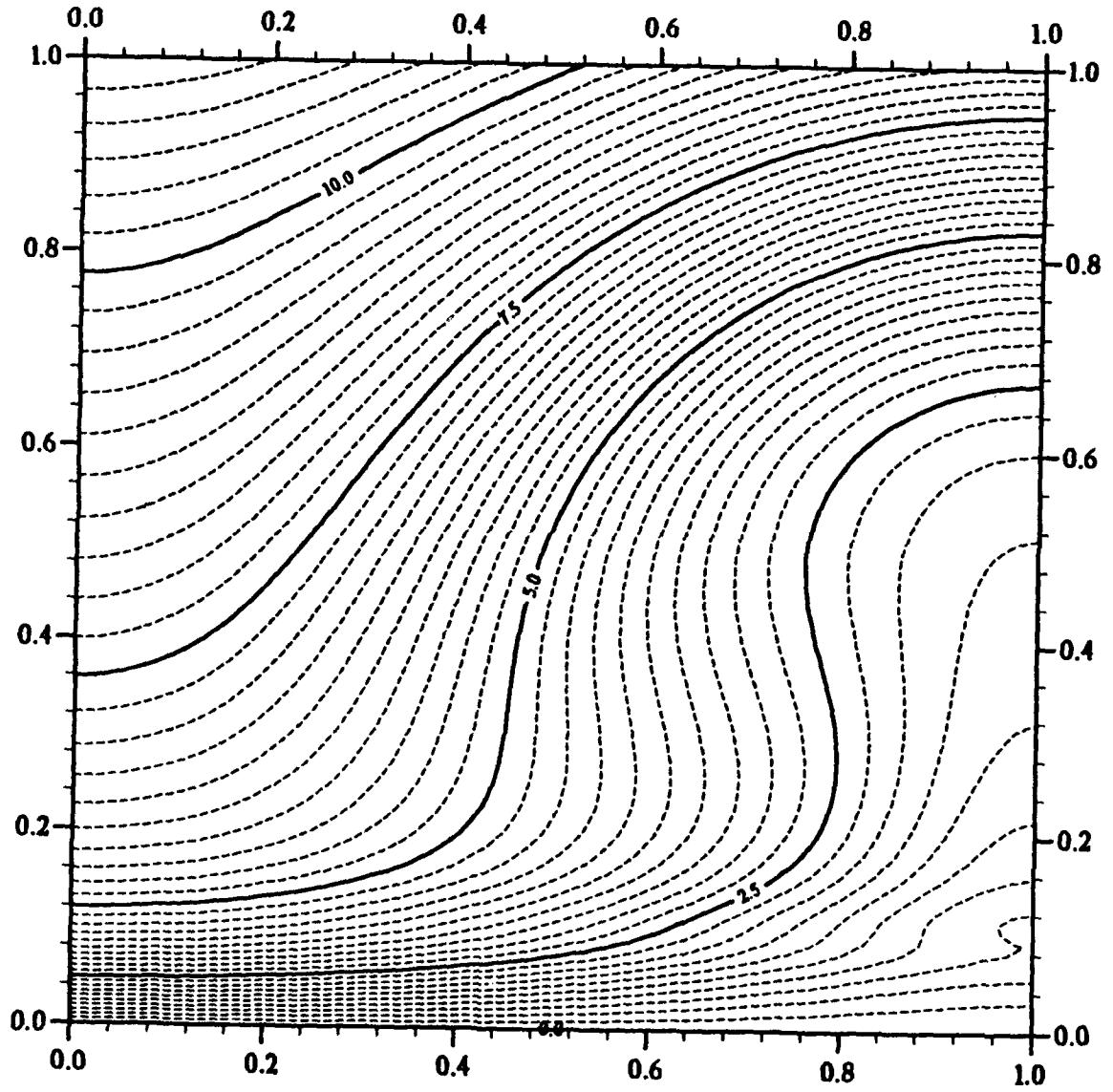


Figure 9. Contour plot of the total downstream velocity field in the final stages of the calculation; (a) $X = 108.032$ (b) $X = 108.033$, (c) $X = 108.034$, (d) $X = 108.035$, (e) $X = 108.036$.

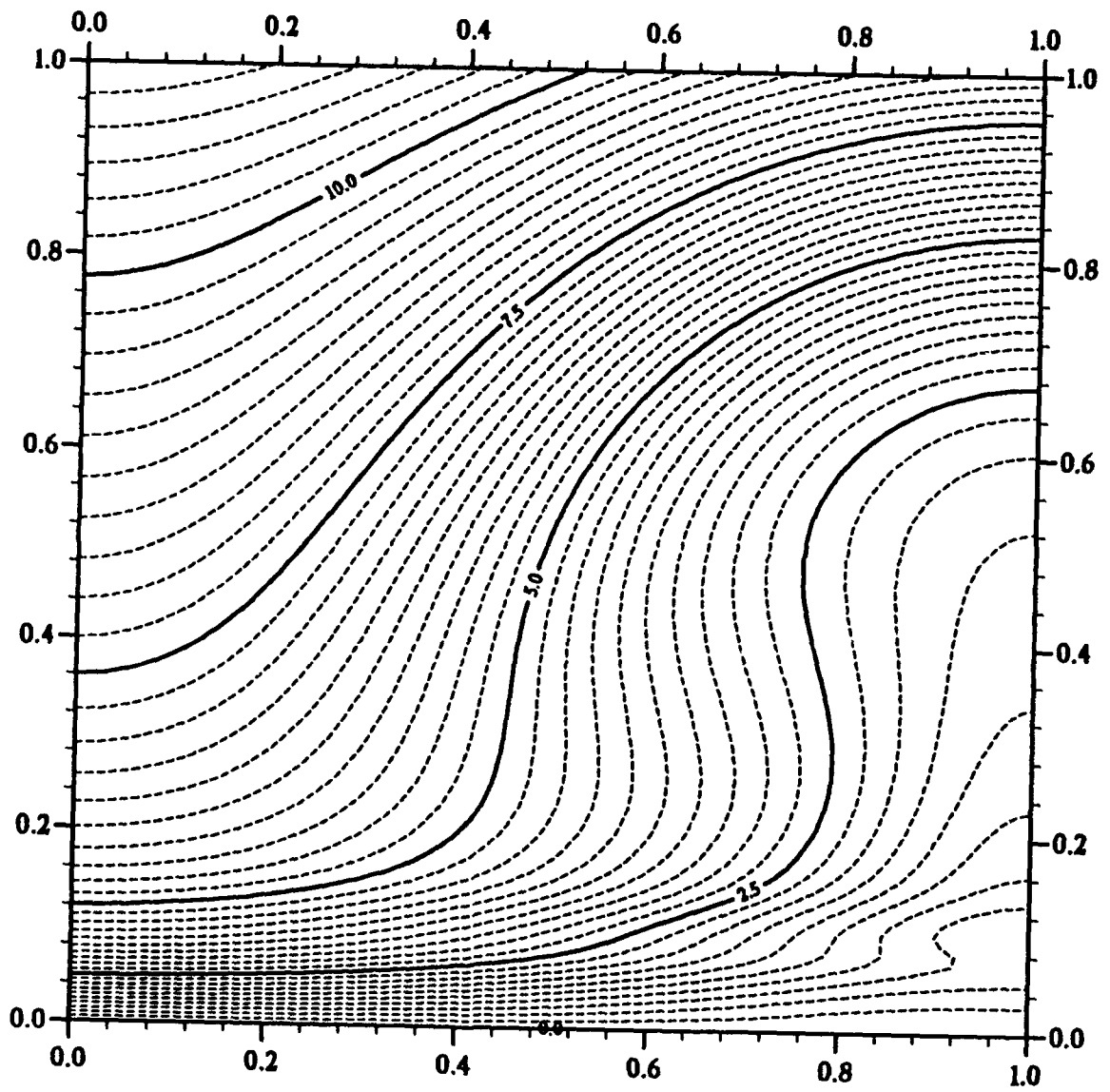
(b)



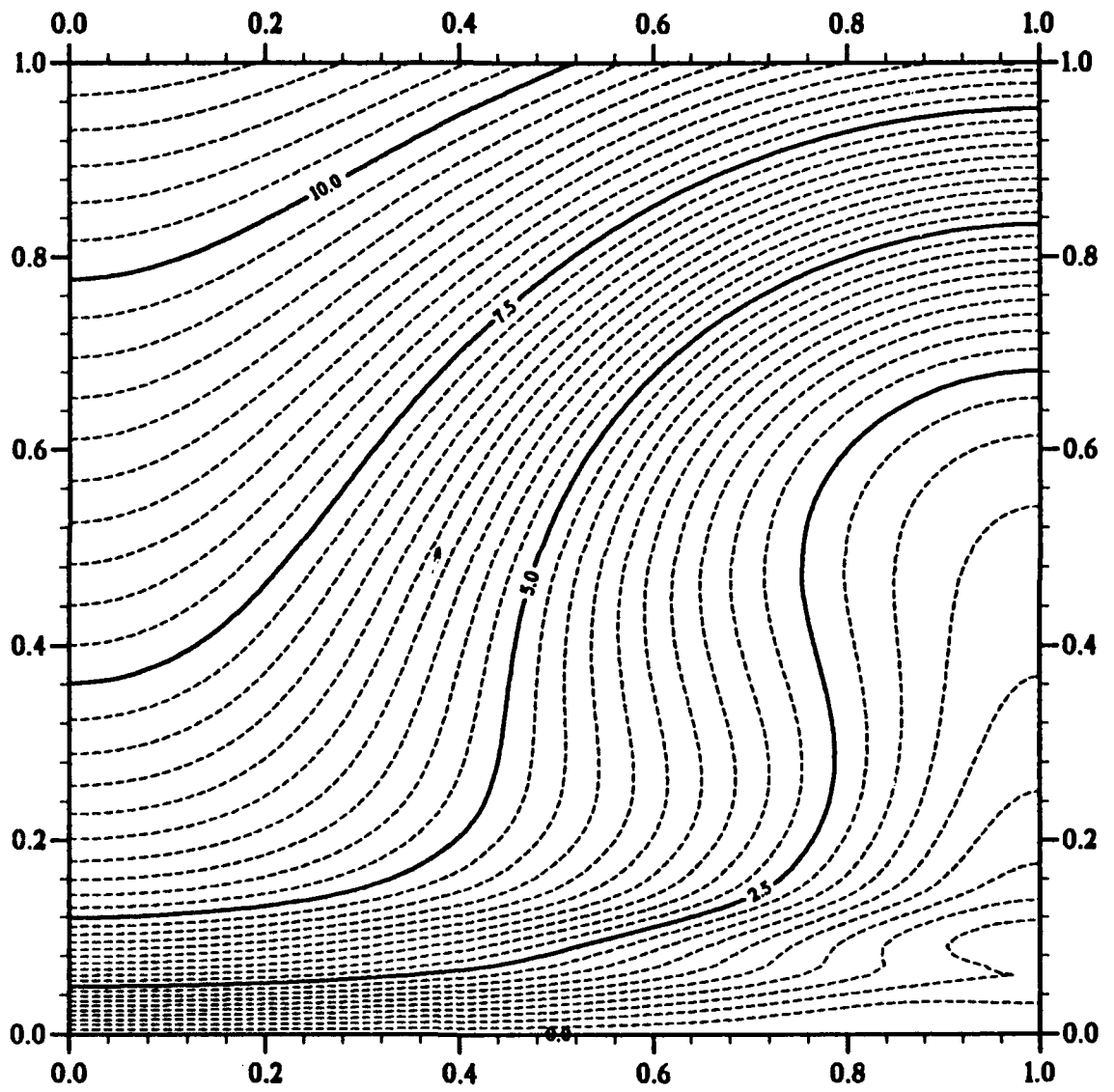
(c)



(d)



(e)



REPORT DOCUMENTATION PAGE			Form Approved OMB No. 0704-0188	
Public reporting burden for this collection of information is estimated to average 1 hour per response, including the time for reviewing instructions, searching existing data sources, gathering and maintaining the data needed, and completing and reviewing the collection of information. Send comments regarding this burden estimate or any other aspect of this collection of information, including suggestions for reducing this burden, to Washington Headquarters Services, Directorate for Information Operations and Reports, 1215 Jefferson Davis Highway, Suite 1204, Arlington, VA 22202-4302 and to the Office of Management and Budget, Paperwork Reduction Project (0704-0188), Washington, DC 20503.				
1. AGENCY USE ONLY (Leave blank)	2. REPORT DATE December 1991	3. REPORT TYPE AND DATES COVERED Contractor Report		
4. TITLE AND SUBTITLE ON THE NONLINEAR DEVELOPMENT OF THE MOST UNSTABLE GÖRTLER VORTEX MODE			5. FUNDING NUMBERS C NAS1-18605 WU 505-90-52-01	
6. AUTHOR(S) James P. Denier Philip Hall			8. PERFORMING ORGANIZATION REPORT NUMBER ICASE Report No. 91-86	
7. PERFORMING ORGANIZATION NAME(S) AND ADDRESS(ES) Institute for Computer Applications in Science and Engineering Mail Stop 132C, NASA Langley Research Center Hampton, VA 23665-5225			10. SPONSORING/MONITORING AGENCY REPORT NUMBER NASA CR-189576 ICASE Report No. 91-86	
9. SPONSORING/MONITORING AGENCY NAME(S) AND ADDRESS(ES) National Aeronautics and Space Administration Langley Research Center Hampton, VA 23665-5225				
11. SUPPLEMENTARY NOTES Langley Technical Monitor: Michael F. Card Submitted to J. Fluid Mechanics Final Report				
12a. DISTRIBUTION/AVAILABILITY STATEMENT Unclassified - Unlimited Subject Category 34			12b. DISTRIBUTION CODE 77	
13. ABSTRACT (Maximum 200 words) The nonlinear development of the most unstable Görtler vortex mode in boundary layer flows over curved walls is investigated. The most unstable Görtler mode is confined to a viscous wall layer of thickness $O(G^{-1/5})$ and has spanwise wavelength $O(G^{-1/5})$; it is, of course, most relevant to flow situations where the Görtler number $G \gg 1$. The nonlinear equations governing the evolution of this mode over an $O(G^{-3/5})$ streamwise lengthscale are derived and are found to be of a fully nonparallel nature. The solution of these equations is achieved by making use of the numerical scheme used by Hall (1988) for the numerical solution of the nonlinear Görtler equations valid for $O(1)$ Görtler numbers. Thus, the spanwise dependence of the flow is described by a Fourier expansion whereas the streamwise and normal variations of the flow are dealt with by employing a suitable finite difference discretization of the governing equations. Our calculations demonstrate that, given a suitable initial disturbance, after a brief interval of decay, the energy in all the higher harmonics grows until a singularity is encountered at some downstream position. The structure of the flow field as this singularity is approached suggests that the singularity is responsible for the vortices, which are initially confined to the thin viscous wall layer, moving away from the wall and into the core of the boundary layer.				
14. SUBJECT TERMS Görtler vortex			15. NUMBER OF PAGES 33	
			16. PRICE CODE A03	
17. SECURITY CLASSIFICATION OF REPORT Unclassified	18. SECURITY CLASSIFICATION OF THIS PAGE Unclassified	19. SECURITY CLASSIFICATION OF ABSTRACT	20. LIMITATION OF ABSTRACT	