Airport Activity Statistics of Certificated Route Air Carriers

12 Months Ending December 31, 1990

A241 483

DTIC
ELECTE
1991
S D



91-13167

Best Available Copy

Federal Aviation Administration

Research and Special Programs Administration

91 1011 043

Users of

Airport Activity Statistics of Certificated Route Air Carriers.

We are interested in how you use this publication and if additional information would make the publication more valuable to you.

The current publication covers only the U.S. large scheduled air carriers. Traffic data for nonscheduled service is shown only if the carrier provides scheduled service to that airport. Possible changes are:

Add nonscheduled service traffic for these carriers for all airports, regardless of whether or not they provide scheduled service to the airport.

Add carriers that only provide nonscheduled (charter only) service.

Scheduled service enplanement statistics for small certificated and commuter air carriers could be also added to the publication.

If you wish, you may use the space below to tell us whether or not any of the above information would be useful to you.

Fold Here



US Department
of Transportation

Federal Aviation Administration

800 Independence Ave SW
Washington, D C 20590

Official Business
Penalty for Private Use $300

NO POSTAGE
NECESSARY
IF MAILED
IN THE
UNITED STATES

BUSINESS REPLY MAIL

FIRST CLASS PERMIT NO 12438 WASHINGTON, D C

POSTAGE WILL BE PAID BY FEDERAL AVIATION ADMINISTRATION

Federal Aviation Administration
Office of Management Systems, AMS-420
800 Independence Ave., SW.
Washington, D.C. 20591-0001

Airport Activity Statistics of Certificated Route Air Carriers

Calendar Year 1990

Availability is unlimited. Document may be released to the National Technical Information Service, Springfield, Virginia 22161, for sale to the public.

For sale by the Superintendent of Documents, U.S. Government Printing Office
Washington, D.C. 20402

CONTENTS

Page

Air Traffic Hubs (Maps) ii

Introduction iii

Air Traffic Hubs iv

City Cross-Reference List vi

Glossary ix

SUMMARY TABLES

Table 1. Summary of aircraft departures, enplaned revenue passengers, and enplaned revenue tons of cargo and mail by type of service, by carrier group, and by air carrier 1-1

Table 2. Summary of aircraft departures, enplaned passengers, and enplaned revenue tons of cargo and mail by type of service, by state and U.S. Area 2-1

Table 3. Aircraft departures, enplaned revenue passengers,and enplaned revenue tons of cargo and mail in total operations, all services at large air traffic hubs 3-1

Table 4. Aircraft departures, enplaned revenue passengers,and enplaned revenue tons of cargo and mail in total operations, all services at medium air traffic hubs 4-1

Table 5. Aircraft departures, enplaned revenue passengers, and enplaned revenue tons of cargo and mail in total operations, all services at small air traffic hubs 5-1

DETAILED TABLES

Table 6. Enplaned revenue passengers, enplaned tons of cargo and mail, and air traffic hub classifications, by type of service, by community,and by carrier 6-1

Table 7. Aircraft departures scheduled and aircraft departures performed, by aircraft type, by community, and by carrier 7-1

DISTRIBUTION: ZMS-348A

Air Traffic Hubs
December 31, 1990

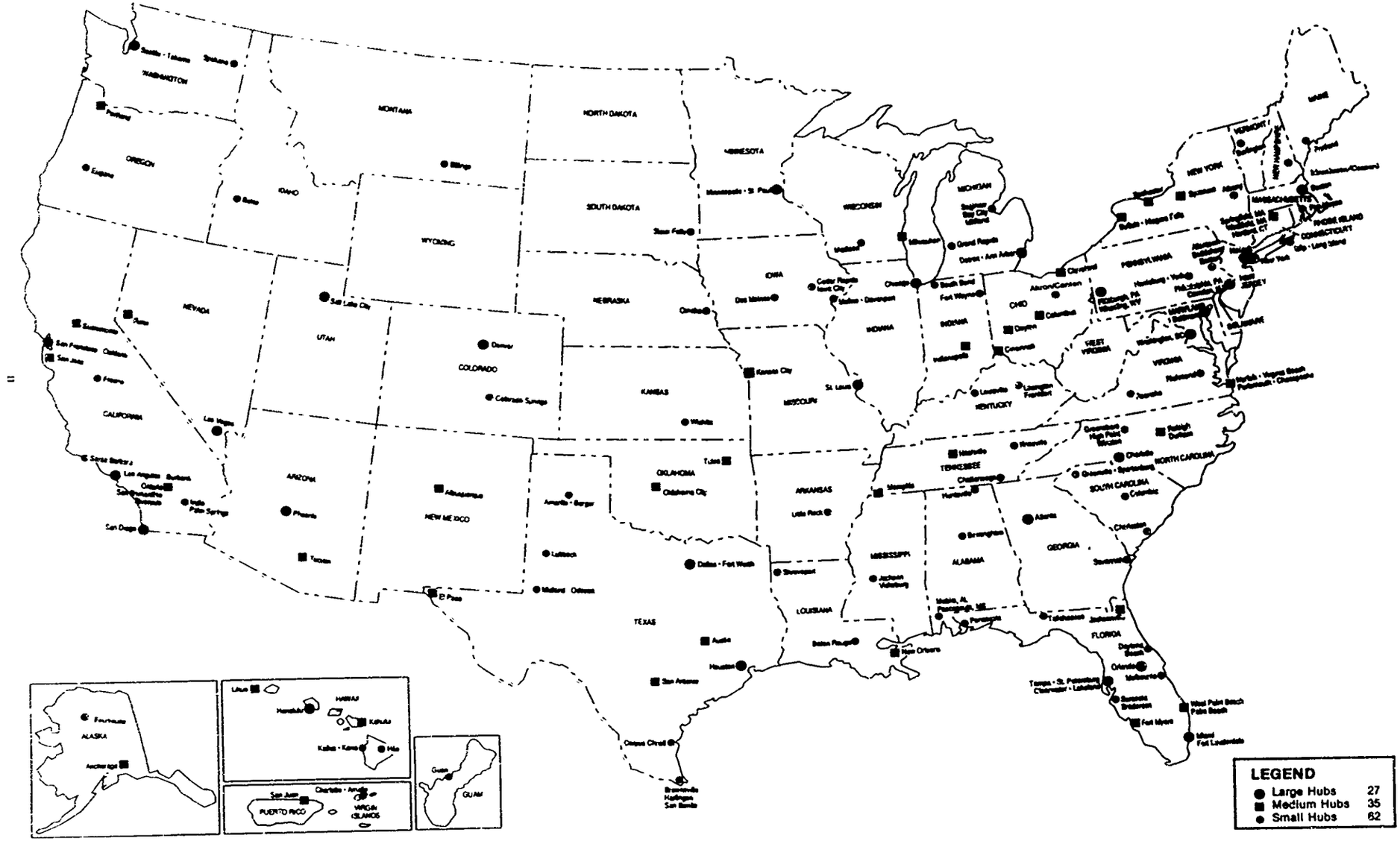

INTRODUCTION

There are some major changes in this publication due to the new T-100 data collection system for U.S. air carriers which began January 1, 1990. The format has been changed to comply with the regulations of 14 CFR 241.19.6 that restrict public disclosure of T-100 detail and summary international data. Non U.S. airport data does not appear. Data is no longer broken out by domestic or international operations at airports, only system operations are shown.

This edition presents the volume of revenue passenger, freight, and mail traffic handled by the nation's large certificated air carriers at each airport served by these scheduled airlines during the 12 months ending December 31, 1990. In addition, a presentation of aircraft departures is shown including detail by aircraft type for total departures performed in scheduled, nonscheduled, and all services.

Large certificated air carriers hold Certificates of Public Convenience and Necessity issued by the Department of Transportation (DOT) authorizing the performance of air transportation. Large certificated air carriers operate aircraft with seating capacity of more than 60 seats or a maximum payload capacity of more than 18,000 pounds. Data for charter only, commuter, intra-state, and foreign-flag air carriers are not included in this publication.

SOURCE OF DATA

The data in this publication are compiled from information reported to the DOT by the large certificated air carriers on Schedules T-100 and T-3, RSPA Form 41, Uniform Systems of Accounts and Reports for Large Certificated Air Carriers.

PRESENTATION OF DATA

The data in this publication are presented in seven tables. The first two tables contain summary data by type of service for carrier groups and individual air carriers and summary figures by area and state. Tables 3, 4, and 5 show activity in air carrier system operations at large, medium, and small air traffic hubs. The last two tables in the publication present detailed statistics by community and airport. In addition, the last table has a presentation of total aircraft departures performed by specific aircraft type. In this table, an asterisk printed to the left of the aircraft designation denotes that the statistics shown relate to all cargo service.

In Tables 6 and 7, each community is listed under the state in which it is located without regard to the location of the airport. Cincinnati, Ohio, for example, is shown under Ohio although the Greater Cincinnati Airport is located in Covington, Kentucky. An exception to this policy occurs in those cases where a hyphenated point shown in a Certificate of Public Convenience and Necessity is serviced by a single airport and a state line separates the communities named. In those cases the data are listed under the state in which the airport serving the communities is located. For example, Ouincy, Illinois/Hannibal, Missouri, is a hyphenated point. Since the airport is located in Quincy, Illinois, the data for both communities are shown under that city and state. In this publication, some community groupings have been made in accordance with the Federal Aviation Administrations's concept of the air traffic hub structure. (See AIR TRAFFIC HUBS.)

CRITERIA FOR INCLUSION OF DATA

Data are included for only those airports at which aircraft departures were performed in scheduled service. Data for nonscheduled service is included if the operation takes place at an airport at which the air carrier does provide scheduled service. There are a small number of airports in Table 6 that are listed, but do not show any enplanements. In these situations, the air carrier did report scheduled departures, but did not report any enplanements at that airport.

REPORTING CARRIERS

Aerial Transit	Amerijet	Eastern	Markair	Rosenbalm	United
Air Transport	Arrow	Emerald	Midway	Southern Air	United Parcel
Air Wisconsin	Aspen	Executive Airlines	Midwest Express	Southwest	Westair
Alaska	Challenge	Express One	Northern Air	Tower	Zantop
Aloha	Conner	Federal Express	Northwest	Trans World	
American West	Continental	Hawaiian	Pacific Interstate	Transcontinental	
American	Delta	Horizon Air	Pan American	Trump	
American Trans	Discovery	MGM Grand	Reeve	US Air	

AIR TRAFFIC HUBS

DEFINITION

The air traffic structure was developed by the Federal Aviation Administration and is used to measure the concentration of all civil air traffic. The hub structure is Federal Aviation Administration's (FAA) principal operations control and the fundamental control for most of the FAA's economic and operations research procedure. Within this one medium are zconsolidated the social and economic factors that influence a community's ability to generate air carrier or general aviation traffic.

Air traffic hubs are geographical areas, and are based on the percentage of total passengers enplaned in the area. A hub may have more than one airport in it. This definition of hub should not be confused with the definition being used by the airlines in describing their 'hub and spoke' route structures.

These geographical areas are the cities and Standard Metropolitan Statistical areas (SMSA) requiring aviation services. An SMSA is a county that contains at least one city of 50,000 population, or twin cities with a combined population of at least 50,000, plus any contiguous counties that are metropolitan in character and have similar economic and social relationships. These metropolitan areas constitute a primary focal point for the transportation research program of the FAA, and the analyses of individual cities within an area are treated in relationship to the entire area. In those instances where two or more individually certificated communities are located in a SMSA, those communities are grouped under the SMSA definition throughout this publication.

CLASSIFICATION

Individual communities fall into four hub classifications as determined by each community's percentage of the total enplaned revenue passengers all services and all operations of U.S.certificated route are carrier within the 50 States, the District of Columbia, and other U.S. areas designated by the Federal Aviation Administration. Table 6 contains the type of hub for each community; 'L' (large), 'M' (medium), 'S' (small), and 'N'(nonhub). Classifications in this issue are based on 438,544,001 total enplaned revenue passengers.

The percentage and number of enplaned passengers in the hub classifications for 12 months ending December 31, 1990 are:

Hub Classification	Percent of total enplaned passengers	Number of enplaned passengers
Large (L)	1.00 or more	4,385,440 or more
Medium (M)	0.25 to 0.9999	1,096,360 to 4,385,440
Small (S)	0.05 to 0.249	219,272 to 1,096,360
Nonhub (N)	Less than 0.05	Less than 219,272

AIR TRAFFIC HUBS—Continued

HUB RESULTS

During 1990 there were 124 air traffic hubs representing 26% of the 483 air traffic hubs and nonhubs in the 50 States, the District of Columbia, and other U.S. areas receiving air carrier service during the year. The dominance of the hubs in air traffic patterns is brought out by the fact that 98% of passenger enplanements were recorded at these 124 hubs. The table below shows the number of hubs/nonhubs and the number and percentage of passenger enplanements at the hubs/nonhubs.

Hub Classification	Number of Hubs/nonhubs	Number of Airports	Passengers Enplaned	Passengers Percent
Large	27	50	317,595,099	72.42
Medium	35	50	80,466,373	18.35
Small	62	73	30,771,383	7.02
Nonhub	359	387	9,711,146	2.21
TOTALS	483	560	438,544,001	100.00

CITY CROSS REFERENCE LIST

Cities not listed in alphabetic order or not specifically noted	Included in:
Anaheim, CA	Los Angeles/Burbank/Long Beach/Orange County
Ann Arbor, MI	Detroit & Ann Arbor
Arcata, CA	Eureka/Arcata
Ashland, KY	Ashland/Hungtington (Under West Virginia)
Ashland, WI	Ironwood/Ashland (Under Michigan)
Auburn, ME	Lewiston/Aubum
Barre, VT	Montpeilier/Barre
Battle Creek, MI	Kalamazoo/Battle Creek
Bay City, MI	Saginaw/Bay City/Midland
Beaufort, NC	New Bern/Morehead City/Beaufort
Bethlehem, PA	Allentown/Bethlehem/Easton
Biloxi, MS	Gulfport/Biloxi
Bluefield, WV	Princeton/Bluefield
Bonn, Germany	Cologne/Dusseldorf/Bonn
Bradeton, FL	Sarasota/Bradeton
Bridgeport, CT	New Haven/Bridgeport
Bristol, VA	Bristol/Kingsport/JohnstonCity (Under Tennesee)
Burbank, CA	Los Angeles/Burbank/Long Beach Orange County
Camden, AR	El Dorado/Camden
Camden, NJ	Philadelphia/Wilmington/Camden (Under Pennsylvania)
Camp Lejeune, NC	Jacksonville/Camp IeeJeune
Canton, OH	Akron/Canton
Charleston,IL	Matton/Charleston
Chesapeake, VA	Norfolk/Virginia Beach Portsmouth/ Chesapeake
Clarkston, WA	Lewiston/Clarltston(Under Idaho)
Clearwater,FL	Tampa/St. Petersburg/Clearwater/ Lakeland
Clintonville, WI	Green Bay/Clintonville
Cody, WY	Lovell/Powell/Cody
Coffeyville, KS	Independence/Coffeyville/Parsons
Concord, NH	Manchester/Concord
Coos Bay, OR	North Bend/Coos Bay
Corbin, KY	London/Corbin
Corning, NY	Elmira/Coming
Cortland, NY	Ithaca/Corttland
Craig, CO	Steamboat Springs/Hayden/Craig
Davenport, IA	Moline/Davenport (Under Illinois)
Decatur, AL	Huntsville/Decatur
Delta, CO	Montrose/Deita
Deming, NM	Silver City/Hurley/Deming
Dunbar, WV	Charleston/Dunbar
Durham, NC	Releigh/Durham
Dusseldorf, Germany	Cologne/Dusseldorf/Bonn
Easton, PA	Allentown/Bethlehem/Easton
Edinburg, TX	Mission/McAllen/Edinburg
Endicott, NY	Binghamton/Endicott/Johnson City
Fairmont, WV	Clarksburg/Fairmont
Fall River, MA	New Bedford/Fall River
Florence, AL	Muscle Shoals/Florence/Sheffield/Tuscumbia
Ft. Campbell, KY	Clakesville/Ft. Campbell/Hopkinsville (Under Tennessee)
Ft. Lauderdale, FL	Miami/Ft. Lauderdale
Ft. Riley, KS	Manhattan/Junction City/Ft. Riley
Fort Sill, OK	Lawton/Fort Sill
Fort Worth, TX	Dallas/Fort Worth
Frankfurt, KY	Lexington/Frankfurt
Gladewater, TX	Longview/Kilgore/Gladewater
Guymon, OK	Liberal-Guymon (Under Kansas)
Hampton, VA	Newport News/Hampton/Williamsburg/Yorktown
Hannibal, MO	Quincy/Hannibal (Under Illinois)
Harlingen, TX	Brownsville/Harlingen/San Benito
Hattiesburg, MS	Laurel/Hattiesburg
Hayden, CO	Steamboat Springs/Hayden/Craig
Herrin, IL	Marion/Herrin
Hibbing, MN	Chisholm/Hibbing
High Point, NC	Greensboro/High Point/Winston-Salem
Holloman AFB, NM	Alamagordo/Hollman AFB
Hopkinsvil., KY	Clarksville/Ft Campbell/Hopkinsville (Under Tennessee)

CITY CROSS REFERENCE LIST—Continued

Cities not listed in alphabetic order or not specifically noted	Included in:
Houghton, Mt	Hancock/Houghton
Houlton, ME	Presque Isle/Houlton
Huntington, WV	Ashland/Huntington
Hurley, NM	Silver City/Hurley/Deming
Iwoa City, IA	Cedar Rapids/Iowa City
Janesville, WI	Beloit/Janesville
Jefferson City, MO	Columbia/Jefferson City
Johnson City, NY	Bingharnton Endicott/Johnson City
Johnson City, TN	Bristol/Kingsport/Johnson City
Junction City, KS	Manhattan/Junction City/Ft.Riley
Kennewick, WA	Pasco/Kennewick/Richland
Kilgore, TX	Longview/Kilgore/Gladewater
Kingsford, MI	Iron Mounngsiord
Kingsport, TN	Bristol/Kingsport/Johnson City
Lakeland, FL	Tampa/St. Petersburg/Clearwater/Lakeland
Lancaster, CA	Palmdale/Lancaster
Land O'Lakes, WI	Rhinelander/Land O'Lakes
Lander,WY	Riverton/Lander
Lazy Bay, AK	Alitak/Lazy Bay
Lewisburg, WV	Greenbrier/White Sulphur Springs/Lewisburg
Long Beach, CA	Los Angeles/Burbank/Long Beach/Orange County
Ludington, MI	Manistee/Ludington
Mandan, ND	Bismarck/Mandan
Marietta, OH	Parkersburg/Marietta Under West Virginia)
Marinette, WI	Marinette/Menominee (Under Michigan)
McAllen, TX	Mission/McAllen/Edinburg
Menominee, MI	Marinette/Menominee
Midland, MI	Saginaw/Bay City/Midlard
Monterey, CA	Salinas/Monterey
Moorehead, MN	Fargo/Moorehead (Under North Dakota)
Morehead City, NC	New Bern/Morehead City/Beaufort
Moscow, ID	Pullman/Moscow (Under Washington)
Moses Lake, WA	Ephrata/Moses Lake
Niagara Falls, Ny	Buffalo/Niagara Fails
Oakland, CA	San Francisco/Oakland
Odessa, TX	Midland/Odessa
Orange County, CA	Los Angeles/Burbank/Long Beach/Orange County
Oxford, MS	University/Oxford
Palm Beach, FL	West Palm Beach/Palm Beach
Palm Springs, CA	Indio/Palm Springs
Panama City, Canal Zone	Balboa/Canal Zone/Panama City
Parsons, KS	Independence/Cotleyville/Parsons
Pascagoula, MS	Mobile/Pascagoula (Under Alabama)
Port Arthur, TX	Beaumont/Port Arthur
Portsmouth, VA	Norfolk/Virginia Beach/Portsmouth/Chesapeake
Powell, WY	Lovelle/Powell/Cody
Prestwick, Scotland	Glasgow/Prestwick
Redding, CA	Red Bluff/Redding
Redmond, OR	Bend/Remond
Richland, WA	Pasco/Kennewick/Richland
Riverside, CA	Ontario/San Bernadino
Robertsfield, Liberia	Monrovia/Robertsfield
Rock Falls, IL	Sterling/Rock Falls
Rome, NY	Utica/Rome
Ruby Creek, AK	Bornite/Ruby Creek
St. Joseph, MI	Benton Harbor/St Joseph
St. Paul, MN	Minneapolis/St. Paul
St. Petersburg, FL	Tampa/St. Petersburg/Clearwater/Lakeland
San Benito, TX	Brownsville/Harlingen/San Benito
San Bernadino, CA	Ontario/San Bernadino
Santa Ana, CA	Los Angeles/Burbank/Long Beach/Orange County
Seaside, OR	Astoria/Seaside
Sheboygan, WI	Manitowoc/Sheboygan
Sheffield, AL	Muscle Shoals/Florence/Sheffield/Tuscumbia
Sikeston, MO	Cape Girardeau/Sikeston

CITY CROSS REFERENCE LIST—Continued

Cities not listed in alphabetic order or not specifically noted	Includeu in:
Spartanburg, SC	Greenville/Spartanburg
Springfield, MA	Hartford/Springfield/Westfield (Under Connecticut)
Stevens Point, WI	Wausau/Stevens Point
SuperiorWI	Duluth/Superior (Under Minnesota)
Tacoma, WA	Seattle/Tacoma
Thomasville, GA	Moultrie/Thomasville
Tuscumbia, AL	Muscle Shoals/Florence Sheffield/Fuscumbia
Urbana, IL	Champaign/Urbana
Vicksburg, MS	Jackson/Vicksburg
Virginia Beach, VA	Norfolk/Viriginia Beach/Portsmouth/Chesapeake
Waterville, ME	Augusta/Waterville
Westfield, MA	Hartlord/Springfield/Westfield (Under Connecticut)
Wheeling, WA	Pittsburg/Wheeling (Under Pennsylvania)
White River Junction, VT	Lebanon/White River Junction (Under New Hampshire)
White Sulphur Springs, WV	Greenbrier/White Sulphur Springs/Lewisburg
Wilkes-Barre, PA	Scranton/Wilkes-Barre
Williamsburg, VA	Newport News/Hampton/Williamsburg/Yorktown
Wilmingtor., DE	Philadelphia/Wilmington/Camden (Under Pennsylvania)
Winston-Salem, NC	Greensboro/High Point/Winston-Salem
York, PA	Harrisburg/York
Yorktown, VA	Newport News/Hampton/Williamsburg/Yorktown

GLOSSARY

aircraft departure—An aircraft takeoff made at an airport.

aircraft type—A distinctive model of an aircraft as designated by the manufacturer.

airport—A landing area regularly used by aircraft for receiving or discharging passengers or cargo.

air traffic hub—Air traffic hubs are not airports; they are the cities and Standard Metropolitan Statistical Areas requiring aviation services. Communities fall into four classes as determined by each community's percentage of the total enplaned passengers in scheduled and nonscheduled service of the domestic certificated route air carriers in the 50 States, the District of Columbia, and other U.S. areas designed by the Federal Aviation Administration. Tables 3,4, and 5 contain the type of hub for each community; 'L' (large), 'M' (medium), 'S' (small), and 'N' (non-hub).

all services—The total of scheduled and nonscheduled transport services.

carrier group—A grouping of large certificated air carriers determined by annual operating revenues as shown below:

Carrier Group	Annunal Operating Revenues
Majors	over one billion dollars
Nationals	100 million to one billion dollars
Large regionals	10 to 100 million dollars
Medium regionals	up to 10 million dollars

Certificate of Public Convenience and Neccesity—A certificate issued to an air carrier under Section 401 of the Federal Aviation Act by Department of Transportation (DOT) authorizing the carrier to engage in air transportation.

certificated—Holding a currently valid Certificate of Public Convenience and Necessity.

certificated air carrier—An air carrier holding a Certificate of Public Convenience and Necessity issued by DOT to engage in air transportation.

community—A city, group of cities, or a Standard Metropolitan Statistical Area receiving scheduled air service by a certificated route air carrier.

departure—See 'aircraft departure'.

domestic operation—In general, operations within and between the 50 States of the United States, the District of Columbia, American Samoa, Caroline Islands, Guam Island, Johnston Island, Marianna Islands, Midway Island, Puerto Rico, U.S. Virgin Islands and Wake Island.

enplaned passengers—The total number of revenue passengers boarding aircraft.

enplaned revenue tons of freight and mail—The number of revenue tons of freight and mail loaded on an aircraft including originating and transfer tons.

express—Originally, express referred, to the priority movement, of parcel shipments moving on aircraft in conjunction with an agreement between the various air carriers and REA Express, Inc. Following the cessation of operations of REA Express, Inc., in 1976, this term refers to the replacement services offered by the various air carriers. Express is now included in freight.

foreign mail—Mail transported from a point outside of the United States by U.S.-flag carriers for a foreign government.

freight—Property transport by air (Excludes mail and passenger baggage.)

hub type—See 'air traffic hub'.

hyphenated point—Basically two or more neighboring communities which, in terms of authorization shown in a carrier's Certificate of Public Convenience and Necessity, are treated as a single community.

international operations—In general, operations outside territory of the United States, including operations between the United States and foreign countries.

large air traffic hub—A community enplaning 1.00 percent or more of the total enplaned passengers in all services and all operations for all communities within the 50 States, the District of Columbia, and other U.S. areas designated by the Federal Aviation Administration. Also see 'air traffic hub'.

large regionals—See 'carrier group'.

majors—See 'carrier group'.

medium air traffic hub—A community enplaning from 0.25 to 0.99 percent of the total enplaned passengers in all services and all operations for all communities within the 50 States, the District of Columbia, and other U.S. areas designated by the Federal Aviation Administration. Also see 'air traffic hub'.

medium regionals—See 'carrier group'.

national—See 'carrier group'.

nonhub—A community enplaning less than 0.05 percent of the total enplaned passengers in all services and all operations all communities within the 50 States, and District of Columbia, and other U.S. areas designated by the Federal Aviation Administration. Also see 'air traffic hub'.

nonscheduled service—Revenue flights that are not operated in regularly scheduled service such as charter flights.

other U.S. areas—Areas under U.S. jurisdiction, other than the 50 States and the District of Columbia, that are designated the Federal Aviation Admmistration to be included in the base for air traffic hub classification computations.

percent of enplanements—The percent that a community's enplaned passengers is of the total enplaned passengers in all services and all operations for all communities within the 50 States, the District Columbia, and other U.S. areas designated by the Federal Aviation Administration. Also see 'air traffic hub'.

piston aircraft—An aircraft fitted with engines in which pistons, moving back and forth, work upon a crankshaft or other device to create rotational movement.

revenue—Pertaining to transport activities for which remuneration is received by the carrier.

revenue passenger—Person receiving air transportation from an air carrier for which remuneration is received by the carrier. Air carrier employees or other receiving air transportation against whom token service charges are levied are considered nonrevenue passengers. Infants for whom a token fare is charged are not counted as passengers.

scheduled service—Transport service operated over an air carrier's routes, based on published flight schedules, including extra sections.

small air traffic hub—A community enplaning from 0.05 to 0.24 percent of the total enplaned passengers in all services and all operations for all communities within the 50 States, the District of Columbia, and other U.S. areas designated by the Federal Aviation Administration. Also see 'air traffic hub'.

standard metropolitan statistical area—A county that contains at least one city of 50,000 population, or twin cities with a combined population of at least 50,000, plus any contiguous counties that are metropolitan in character and have similar economic and social relationships.

total departures performed in all services—The total number of aircraft takeoffs made in scheduled and nonscheduled service.

total departures performed in nonscheduled service—The total number of aircraft takeoffs made in nonscheduled service.

total departures performed in scheduled service—The total number of aircraft takeoffs made in scheduled service including extra sections.

turbofan aircraft—Aircraft propelled by a turbojet engine whose thrust has been increased by the addition of a low-pressure compressor (fan). The turbofan engine can have an oversized low-pressure compressor at the front with part of the flow by-passing the rest of the engine (front-fan or forward-fan) or it can have a separate fan driven by a turbine stage (air-fan).

turbojet aircraft—Aircraft propelled by jet engines incorporating a turbine-driven air compressor to take in and compress the air for the combustion of fuel, the gases of combustion (or the heated air) being used both to rotate the turbine and to create a thrust-producing Jet.

turboprop aircraft—Aircraft in which the main propulsive force is supplied by a conventional propeller driven by a gas turbine. Additional propulsive force may be supplied from the discharged turbine exhaust gas.

turboshaft helicopter—A helicopter powered by one or more gas turbine engines. type of operation. Airport activity in domestic, international or total (system) operations. type of service. Airport activity in scheduled, nonscheduled, or all services.

Note: The terms in this Glossary are defined as they pertain to this publication.

TABLE 1

Summary of Aircraft Departures, Enplaned Revenue Passengers, and Enplaned Revenue Tons of Freight and Mail By Type of Service, By Carrier Group, and By Air Carrier 12 Months Ended December 31, 1990

CARRIER GROUP BY AIR CARRIER	OPERATION	SERVICE	AIRCRAFT DEPARTURES		ENPLANED PASSENGERS	ENPLANED REVENUE TONS	
			TOTAL PERFORMED	SCHEDULED		FREIGHT	MAIL
MAJORS							
AMERICA WEST	TOTAL	S	222374	225203	15531958	45777.11	36651.03
		NS	812		38629		
		AS	223186	225203	15570587	45777.11	36651.03
AMERICAN	TOTAL	S	784065	801974	66872287	370258.35	227641.38
		NS	278		13353		
		AS	784343	801974	66885640	370258.35	227641.38
CONTINENTAL	TOTAL	S	464736	472782	32637653	185083.46	90946.63
		NS	6621		733370		
		AS	471357	472782	33371023	185083.46	90946.63
DELTA	TOTAL	S	854723	860880	63471438	363270.61	267537.60
		NS	803		47708		
		AS	855526	860880	63519146	363270.61	267537.60
EASTERN	TOTAL	S	269326	273878	20739208	80521.10	56064.93
		NS	516		46315		
		AS	269842	273878	20785523	80521.10	56064.93
FEDERAL EXPRESS	TOTAL	S	203087	203087		2193547.62	23274.87
		NS	1620		224565	27368.92	
		AS	204707	203087	224565	2220916.54	23274.87
NORTHWEST	TOTAL	S	493034	502048	36508059	311485.87	153200.46
		NS	218		11785	588.23	
		AS	493252	502048	36519844	312074.10	153200.46
PAN AMERICAN	TOTAL	S	109477	105217	11052796	125899.08	47325.06
		NS	321		30128	34.12	
		AS	109798	105217	11082924	125933.20	47325.06
SOUTHWEST	TOTAL	S	338106	343234	22064129	14261.45	13260.68
		NS	144		15083		
		AS	338250	343234	22079212	14261.45	13260.68
TRANS WORLD	TOTAL	S	283409	289502	21786504	139436.69	113899.22
		NS	1930		198114		
		AS	285339	289502	21984618	139436.69	113899.22
UNITED	TOTAL	S	631639	642947	53618767	383908.85	254906.27
		NS	508		29191		
		AS	632147	642947	53647958	383908.85	254906.27
US AIR	TOTAL	S	1025870	1041998	59268063	104471.59	150831.95
		NS	2124		166330		
		AS	1027994	1041998	59434393	104471.59	150931.95
TOTAL, MAJORS	TOTAL	S	5679846	5762750	405550862	4317921.78	1435540.08
		NS	15895		1554571	27991.27	
		AS	5695741	5762750	407105433	4345913.05	1435540.08
NATIONALS							
AIR WISCONSIN	TOTAL	S	87492	93695	2247710	1017.41	1780.41
ALASKA	TOTAL	S	106713	107664	5243902	47848.13	33523.94
		NS	528		30010	472.28	385.84
		AS	107241	107664	5273912	48320.41	33909.78
ALOHA	TOTAL	S	67579	71367	4255617	9365.97	3597.02
		NS	160		5911	152.78	.07
		AS	67739	71367	4261528	9518.75	3597.09
AMERICAN TRANS	TOTAL	S	1392	944	217584		
		NS	966		111135		
		AS	2358	944	328719		
HAWAIIAN	TOTAL	S	71523	77527	4697129	19477.46	6362.79
		NS	1382		116840		
		AS	72905	77527	4813969	19477.46	6362.79
HORIZON AIR	TOTAL	S	155568	161606	1565980	4067.22	1140.87
		NS	123		6966		
		AS	155691	161606	1572946	4067.22	1140.87
MARKAIR	TOTAL	S	22458	24168	436809	20042.74	19795.20
		NS	917		1101	7939.91	
		AS	23375	24168	437910	27982.65	19795.20
MIDWAY	TOTAL	S	119601	122802	6359907	11594.45	21679.75
		NS	157		12026		

NOTE S - Scheduled
NS - Nonscheduled
AS - All Service

TABLE 1—Continued
Summary of Aircraft Departures, Enplaned Revenue Passengers, and Enplaned Revenue Tons of Freight and Mail
By Type of Service, By Carrier Group, and By Air Carrier
12 Months Ended December 31, 1990

CARRIER GROUP BY AIR CARRIER	OPERATION	SERVICE	AIRCRAFT DEPARTURES		ENPLANED PASSENGERS	ENPLANED REVENUE TONS	
			TOTAL PERFORMED	SCHEDULED		FREIGHT	MAIL
NATIONALS—Continued							
MIDWAY—Continued							
		AS	119758	122802	6371933	11594.45	21679.75
SOUTHERN AIR	TOTAL	S	2			04	
		NS	29			3.05	
		AS	31			3.09	
TOWER	TOTAL	S	310	361	111183		
		NS	183		69864		
		AS	493	361	181047		
TRUMP	TOTAL	S	22375	22941	1711749		246.45
		NS	530		72676		
		AS	22905	22941	1784425		246.45
UNITED PARCEL	TOTAL	S	361	361		10566 51	
WESTAIR	TOTAL	S	180874	211116	2273405		
TOTAL, NATIONALS	TOTAL	S	836248	894552	29120975	123979 93	88126.43
		NS	4975		426529	8568 02	385.91
		AS	841223	894552	29547504	132547.95	88512 34
LARGE REGIONALS							
AMERIJET	TOTAL	S	2403	3218		2939.29	10 86
		NS	1331			2531 19	6 27
		AS	3734	3218		5470 48	17 13
ARROW	TOTAL	S	1040	986		41788 02	
		NS	1345			32732 26	
		AS	2385	986		74520 28	
ASPEN	TOTAL	S	11848	12823	390195	350 31	37 41
		NS	45		983		
		AS	11893	12823	391178	350 31	37 41
CHALLENGE	TOTAL	S	1251	1251		32476 79	1916 58
		NS	55			1598 58	72
		AS	1306	1251		34075 37	1917 30
EMERALD	TOTAL	S	2				
		NS	5		300		
		AS	7		300		
EXECUTIVE AIRLINES	TOTAL	S	19873	20797	378362	15 49	10 45
EXPRESS ONE	TOTAL	S				1 02	
		NS	915		1048		
		AS	915		1048	1 02	
MGM GRAND	TOTAL	S	1290	1301	34907	211 95	458 73
		NS	56		1527		
		AS	1346	1301	36434	211 95	458 73
MIDWEST EXPRESS	TOTAL	S	21222	21553	754032	2561 59	5124 28
		NS	175		7002		
		AS	21397	21553	761034	2561 59	5124 28
NORTHERN AIR	TOTAL	S	8474	9187		27932 90	24875 37
		NS	935			6447 80	563 21
		AS	9409	9187		34380.70	25438 58
REEVE	TOTAL	S	2717	2678	39844	1436 00	3811 75
		NS	656		8650	535 88	353 02
		AS	3373	2678	48494	1971 88	4164 77
ROSENBALM	TOTAL	S	206	204		4673 71	
		NS	314			7926 43	
		AS	520	204		12600 14	
TRANS CONTINENTAL	TOTAL	S				1922 42	
		NS	646		4753		
		AS	646		4753	1922 42	
?ANTOP	TOTAL	S	7248	19799		63751 08	4877 00
		NS	12561			6306 03	
		AS	19809	19799		70057 11	4877 00
TOTAL, LARGE REGIONALS	TOTAL	S	77574	93797	1597340	180060 57	41122 43
		NS	19039		24263	58078 17	923 22
		AS	96613	93797	1621603	238138 74	42045 65

NOTE S Scheduled
NS Nonscheduled
AS All Service

TABLE 1—Continued
Summary of Aircraft Departures, Enplaned Revenue Passengers, and Enplaned Revenue Tons of Freight and Mail By Type of Service, By Carrier Group, and By Air Carrier
12 Months Ended December 31, 1990

CARRIER GROUP BY AIR CARRIER	OPERATION	SERVICE	AIRCRAFT DEPARTURES		ENPLANED PASSENGERS	ENPLANED REVENUE TONS	
			TOTAL PERFORMED	SCHEDULED		FREIGHT	MAIL
MEDIUM REGIONALS							
AERIAL TRANSIT	TOTAL	S	120	121		1918.10	
		NS	322			3999.11	
		AS	442	121		5917.21	
AIR TRANSPORT	TOTAL	S	238	217		8133.60	
		NS	4			110.37	
		AS	242	217		8243.97	
CONNER	TOTAL	S	110	116		1494.74	
DISCOVERY	TOTAL	S	5590	5638	103027		
		NS	2		76		
		AS	5592	5638	103103		
PACIFIC INTERSTATE	TOTAL	S	1312	1380	131755	467.62	
		NS	406		34603	2.77	
		AS	1718	1380	166358	470.39	
TOTAL, MEDIUM REGIONALS	TOTAL	S	7370	7472	234782	12014.06	
		NS	734		34679	4112 25	
		AS	8104	7472	269461	16126.31	
OVER ALL TOTAL, ALL CARRIERS.	TOTAL	S	6601038	6758571	436503959	4633976 34	1564788 94
		NS	40643		2040042	98749 71	1309 13
		AS	6641681	6758571	438544001	4732726.05	1566098 07

NOTE S Scheduled
NS Nonscheduled
AS All Service

TABLE 2

Summary of Aircraft Departures, Enplaned Revenue Passengers, and Enplaned Revenue Tons of Freight and Mail By Type of Service, By State, and U.S. Area 12 Months Ended December 31, 1990

STATE OR U.S. AREA	OPERATION	SERVICE	AIRCRAFT DEPARTURES		ENPLANED PASSENGERS	ENPLANED REVENUE TONS	
			TOTAL PERFORMED	SCHEDULED		FREIGHT	MAIL
50 U. S. STATES							
ALABAMA	TOTAL	S	42401	42815	1870502	12525.85	6371 63
		NS	101		1537	20.10	
		AS	42502	42815	1872039	12545.95	6371 63
ALASKA	TOTAL	S	74387	77171	2164181	335621.36	76734.23
		NS	3239		133935	26911 34	549 03
		AS	77626	77171	2298116	362532.70	77283.26
ARIZONA	TOTAL	S	174721	176855	12053249	46873.49	26594 75
		NS	784		24613	21.19	.03
		AS	175505	176855	12077862	46894.68	26594.78
ARKANSAS	TOTAL	S	15121	15532	950330	943.74	3616.92
		NS	257		1906		
		AS	15378	15532	952236	943.74	3616 92
CALIFORNIA	TOTAL	S	793056	832310	53285487	707961 18	168218.28
		NS	3023		271109	5261 42	.29
		AS	796079	832310	53556596	713222.60	168218 57
COLORADO	TOTAL	S	175594	178826	12865276	68597.59	39003.96
		NS	477		31501	142.49	10.30
		AS	176071	178826	12896777	68740 08	39014 26
CONNECTICUT	TOTAL	S	31784	32217	2310882	13966.06	14325.94
		NS	66		1573	436 02	
		AS	31850	32217	2312455	14432.08	14325 94
DELAWARE	TOTAL	S	2	35		284 30	
		NS	81			3165 24	
		AS	83	35		3449.54	
DIST. OF COL.	TOTAL	S	177603	181101	11477384	64079.83	52690.93
		NS	91		5901		
		AS	177694	181101	11483285	64079.83	52690 93
FLORIDA	TOTAL	S	430165	435130	33807025	266598 00	83635 99
		NS	5418		274224	23648.86	6 28
		AS	435583	435130	34081249	290246 86	83642.27
GEORGIA	TOTAL	S	300718	305341	23365824	166971 12	93827 98
		NS	1306		20012	477 05	
		AS	302024	305341	23385836	167448 17	93827 98
HAWAII	TOTAL	S	175386	185244	14178467	158811 96	24396 47
		NS	1365		73984	827.65	.07
		AS	176751	185244	14252451	159639.61	24396 54
IDAHO	TOTAL	S	33233	34292	711895	4132 94	2159 49
		NS	309		979		
		AS	33542	34292	712874	4132.94	2159 49
ILLINOIS	TOTAL	S	400017	412902	29582564	306585 67	145171 10
		NS	431		11260	1106 71	
		AS	400448	412902	29593824	307692 38	145171 10
INDIANA	TOTAL	S	69125	70464	3100613	112815.72	11013.19
		NS	1003		60022	563 68	
		AS	70128	70464	3160635	113379 40	11013 19
IOWA	TOTAL	S	22518	22925	1077033	8108.23	10670 39
		NS	219		3258		
		AS	22737	22925	1080291	8108.23	10670 39
KANSAS	TOTAL	S	14049	14199	561432	6955 24	2928 32
		NS	22		789	20	
		AS	14071	14199	562221	6955 44	2928 32
KENTUCKY	TOTAL	S	30301	30622	1224542	8500 03	6949 48
		NS	88		5791	1094 80	
		AS	30389	30622	1230333	9594 83	6949 48
LOUISIANA	TOTAL	S	69051	70182	4152146	22504 34	9492 24
		NS	577		12472	59	
		AS	69628	70182	4164618	22504 93	9492 24
MAINE	TOTAL	S	12400	12487	600979	3633 69	2014 22
		NS	23		3263		
		AS	12423	12487	604242	3633 69	2014 22
MARYLAND	TOTAL	S	73394	74306	4414157	18279 88	19722 93

NOTE S - Scheduled
NS Nonscheduled
AS - All Service

TABLE 2—Continued
Summary of Aircraft Departures, Enplaned Revenue Passengers, and Enplaned Revenue Tons of Freight and Mail By Type of Service, By State, and U.S. Area
12 Months Ended December 31, 1990

STATE OR U.S. AREA	OPERATION	SERVICE	AIRCRAFT DEPARTURES		ENPLANED PASSENGERS	ENPLANED REVENUE TONS	
			TOTAL PERFORMED	SCHEDULED		FREIGHT	MAIL
50 U. S. STATES—Continued							
MARYLAND—Continued							
		NS	165		6390	110.95	
		AS	73559	74306	4420547	18390.83	19722.93
MASSACHUSETTS	TOTAL	S	116780	118965	9580982	127663.96	30503 05
		NS	699		73238	338.93	
		AS	117479	118965	9654220	128002.89	30503.05
MICHIGAN	TOTAL	S	174450	180891	11487946	78402 86	35841.45
		NS	2863		67117	3518.01	
		AS	177313	180891	11555063	81920.87	35841 45
MINNESOTA	TOTAL	S	120286	122634	9020210	67612.44	42996 44
		NS	822		70721	816.72	
		AS	121108	122634	9090931	68429.16	42996 44
MISSISSIPPI	TOTAL	S	10279	10686	451834	711 23	1814 79
		NS	320		535	1.01	
		AS	10599	10686	452369	712.24	1814 79
MISSOURI	TOTAL	S	188702	192559	12716933	67961.08	54689.01
		NS	1175		59017	178 71	
		AS	189877	192559	12775950	68139 79	54689.01
MONTANA	TOTAL	S	39971	41023	736448	6813.22	3193 05
		NS	308		146	19.00	
		AS	40279	41023	736594	6832.22	3193 05
NEBRASKA	TOTAL	S	25726	25924	1187492	6566.69	14456.51
		NS	172		6051	97.85	
		AS	25898	25924	1193543	6664 54	14456.51
NEVADA	TOTAL	S	112854	114375	8992136	14604.57	14675 92
		NS	1244		147701	44 99	
		AS	114098	114375	9139837	14649.56	14675.92
NEW HAMPSHIRE	TOTAL	S	6328	6459	267366	7092.79	632 01
		NS	20		597		
		AS	6348	6459	267963	7092.79	632 01
NEW JERSEY	TOTAL	S	130585	134061	9872208	156356.29	34065 82
		NS	1360		107692	7618.20	
		AS	131945	134061	9979900	163974.49	34C65 82
NEW MEXICO	TOTAL	S	36056	36345	2385196	5657 36	6441 62
		NS	33		2025		
		AS	36089	36345	2387221	5657 36	6441 62
NEW YORK	TOTAL	S	325532	330845	26179005	332373.28	121655 11
		NS	1321		84049	2272.52	
		AS	326853	330845	26263054	334645 80	121655 11
NORTH CAROLINA	TOTAL	S	221685	225198	12808624	63150 41	27722 17
		NS	187		9964	450 50	
		AS	221872	225198	12813588	63600.91	27722 17
NORTH DAKOTA	TOTAL	S	13139	13577	482845	3392.74	1708 05
		NS	374				
		AS	13513	13577	482845	3392 74	1708 05
OHIO	TOTAL	S	221476	225508	11688375	67075 70	43754 53
		NS	1410		30817	5314 08	
		AS	222886	225508	11719192	72389 78	43754 53
OKLAHOMA	TOTAL	S	50275	51503	3000144	13711 63	10506 08
		NS	801		3083	552.46	
		AS	51076	51503	3003227	14264.09	10506 08
OREGON	TOTAL	S	95353	97446	3440184	34684 56	12554 60
		NS	190		8480	1234.16	27
		AS	95543	97446	3448664	35918 72	12554 87
PENNSYLVANIA	TOTAL	S	258903	262701	15898936	80358 02	68652 38
		NS	754		61446	1192 92	
		AS	259657	262701	15960382	81550 94	68652 38
RHODE ISLAND	TOTAL	S	16865	17113	1059043	2372 95	3402 81
		NS	25		1676		
		AS	16890	17113	1060719	2372 95	3402 81

NOTE S Scheduled
NS Nonscheduled
AS All Service

TABLE 2—Continued
Summary of Aircraft Departures, Enplaned Revenue Passengers, and Enplaned Revenue Tons of Freight and Mail By Type of Service, By State, and U.S. Area
12 Months Ended December 31, 1990

STATE OR U.S. AREA	OPERATION	SERVICE	AIRCRAFT DEPARTURES		ENPLANED PASSENGERS	ENPLANED REVENUE TONS	
			TOTAL PERFORMED	SCHEDULED		FREIGHT	MAIL
50 U. S. STATES—Continued							
SOUTH CAROLINA	TOTAL	S	43061	43621	1848691	10323.31	4789 85
		NS	54		3807	6 03	
		AS	43115	43621	1852498	10329.34	4789.85
SOUTH DAKOTA	TOTAL	S	10647	11069	330128	1830.40	1997.39
		NS	374		144		
		AS	11021	11069	330272	1830 40	1997 39
TENNESSEE	TOTAL	S	169801	171595	8123736	628009 09	23443 63
		NS	327		4795	992.19	
		AS	170128	171595	8128531	629001 28	23443 63
TEXAS	TOTAL	S	615447	624402	46323035	246578 09	124702 97
		NS	1837		112606	823.06	
		AS	617284	624402	46435641	247401 15	124702.97
UTAH	TOTAL	S	76524	78363	5235804	35305.65	18771 80
		NS	2454		152374		16 80
		AS	78978	78363	5388178	35305.65	18788 60
VERMONT	TOTAL	S	7648	7830	306489	1738.48	1143 32
VIRGINIA	TOTAL	S	63165	64233	2505231	11198.71	6630 57
		NS	79		2605	9 04	
		AS	63244	64233	2507836	11207.75	6630 57
WASHINGTON	TOTAL	S	185660	191275	8407649	111115.87	36732 17
		NS	1396		49580	2581 84	726 06
		AS	187056	191275	8457229	113697 71	37458 23
WEST VIRGINIA	TOTAL	S	7612	7798	234013	913 86	313 12
WISCONSIN	TOTAL	S	65834	68199	2767009	18616.36	9379 88
		NS	226		12006		
		AS	66060	68199	2779015	18616 36	9379 88
WYOMING	TOTAL	S	6264	6697	145813	831.40	3 89
		NS	375		568		
		AS	6639	6697	146381	831.40	3 89
TOTAL FOR 50 U S. STATES	TOTAL	S	6531934	6687851	431237473	4537803 22	1556712 43
		NS	40245		2017359	91850.51	1309 13
		AS	6572179	6687851	433254832	4629653 73	1558021 56
OTHER U. S. AREAS							
AMERICAN SAMOA	TOTAL	S	387	384	25306	122 11	67 33
		NS	1				
		AS	388	384	25306	122 11	67 33
PALAU ISLANDS	TOTAL	S	708	802	34284	1295 67	24 34
GUAM	TOTAL	S	6871	7024	754219	20802 66	2357 57
		NS	99		16330		
		AS	6970	7024	770549	20802 66	2357 57
JOHNSTON ISLAND	TOTAL	S	254	259	383	5 93	7 43
MARIANA ISLANDS	TOTAL	S	5850	5778	309888	2060 69	113 70
		NS	9		447		
		AS	5859	5778	310335	2060 69	113 70
PUERTO RICO	TOTAL	S	42321	43374	3663066	70679 84	4921 21
		NS	272		4755	6899 20	
		AS	42593	43374	3667821	77579 04	4921 21
ST THOMAS, U S VIRGIN ISLANDS	TOTAL	S	12713	13099	479340	1206 22	584 93
		NS	17		1151		
		AS	12730	13099	480491	1206 22	584 93
TOTAL FOR OTHER U S AREAS	TOTAL	S	69104	70720	5266486	96173 12	8076 51
		NS	398		22683	6899 20	
		AS	69502	70720	5289169	103072 32	8076 51
OVER ALL TOTAL FOR ALL STATES, AND OTHER U S AREAS	TOTAL	S	6601038	6758571	436503059	4633976 34	1564788 94
		NS	40643		2040042	98749 71	1309 13
		AS	6641681	6758571	438544001	4732726 05	1566098 07

NOTE: S Scheduled
NS Nonscheduled
AS Air Service

TABLE 3

Aircraft Departures, Enplaned Revenue Passengers, and Enplaned Revenue Tons of Freight and Mail in Total Operations, All Services At Large Air Traffic Hubs 12 Months Ended December 31, 1990

COMMUNITY (AIRPORT NAME)	PERCENT OF ENPLANEMENTS	AIRCRAFT DEPARTURES		ENPLANED PASSENGERS	ENPLANED REVENUE TONS	
		TOTAL PERFORMED	SCHEDULED		FREIGHT	MAIL
ATLANTA, GEORGIA						
(WILLIAM B HARTSFIELD INT'L)	5.17	285693	288803	22665665	165668 76	93039.48
BALTIMORE, MARYLAND						
(BALTO/WASH INTL)	1.01	73300	74048	4420425	18041 52	19722 93
BOSTON, MASSACHUSETTS						
(LOGAN INTERNATIONAL)	2.18	114153	115524	9549585	127815.09	29785 72
CHARLOTTE, NORTH CAROLINA						
(DOUGLAS MUNI)	1.61	120210	121798	7076954	36242 84	15399 46
CHICAGO, ILLINOIS						
(MIDWAY)	0 81	64465	66389	3547040	4494 78	4485 58
(O'HARE INTERNATIONAL)	5.85	322430	332338	25636383	300463.80	140359 38
(PAL-WAUKEE)	0.00	1	1		65	
COMMUNITY TOTAL	6.65	386896	398728	29183423	304959.23	144844 96
DALLAS/FT.WORTH, TEXAS						
(ADDISON)	0.00	1	1		.90	
(CARSWELL AFB)	0 00 1 1					
(DALLAS/FT WORTH INTL)	5 22	266737	269665	22899267	142660 95	86706 75
(LOVE FIELD)	0 66	39481	40196	2882836	2216 70	242 87
(MEACHAM FIELD)	0 00	1	2			
COMMUNITY TOTAL	5.88	306221	309865	25782103	144878 55	86949 63
DENVER, COLORADO						
(STAPLETON INTERNATIONAL)	2.73	154067	156293	11961839	67345.75	38043 73
DETROIT, MICHIGAN						
(DETROIT CITY)	0 08	6828	7162	362655	258 08	
(WAYNE COUNTY)	2 26	134929	137565	9903078	42831 24	32429 74
(WILLOW RUN)	0 00	4241	4024	35	33858 26	1249 00
COMMUNITY TOTAL	2.34	145998	148751	10265768	76947 58	33678.74
HONOLULU, OAHU, HAWAII						
(HONOLULU INTERNATIONAL)	2 05	92659	96780	9002217	139496 57	19951 37
HOUSTON, TEXAS						
(HOUSTON INTERCONTINENTAL)	1 72	104249	105330	7543899	62425.36	21073.85
(WILLIAM P HOBBY)	0.91	61387	62582	3972327	3787 82	790 44
(ELLINGTON FIELD)	0 00	1188	1253	18967	199.45	1.46
COMMUNITY TOTAL	2.63	166824	169165	11535193	66412 63	21865 75
LAS VEGAS, NEVADA						
(MC CARRAN INTL)	1 78	92196	92072	7796218	11288.52	13132 33
(NELLIS AFB)	0 00	292	292			
COMMUNITY TOTAL	1 78	92488	92364	7796218	11288.52	13132 33
LOS ANGELES/BURBNK/LNG.BCH,CAL						
(HOLLYWOOD-BURBANK)	0 39	30444	30968	1698739	6414.64	1673 24
(LONG BEACH)	0.16	14443	14712	692995	7837 98	929 96
(LOS ANGELES INTERNATIONAL)	4 20	213302	215740	18438056	352823 50	71588 84
(ORANGE COUNTY)	0 50	37275	38137	2203700	1163.62	173 94
COMMUNITY TOTAL	5 25	295464	299557	23033490	368239 74	74365 98
MIAMI/FT. LAUDERDALE, FLORIDA						
(MIAMI INTERNATIONAL)	2 10	106858	105658	9226103	187247.24	33739 59
(FT LAUDERDALE-HOLLYWOOD INTL)	0 88	46584	46508	3875357	38330 43	7842 12
COMMUNITY TOTAL	2 99	153442	152166	13101460	225577 67	41581 71
MINNEAPOLIS/ST. PAUL,MINNESOTA						
(MINNEAPOLIS-ST PAUL INTL)	2 02	114872	116312	8837228	68045 03	42973 80
NEWARK, NEW JERSEY						
(NEWARK)	2 25	130286	132817	9853925	163211 63	34065 82
NEW YORK, NEW YORK						
(JOHN F KENNEDY INTL)	2 21	74659	74507	9687068	275998 91	70305 53
(LA GUARDIA)	2 45	129670	131310	10725465	23086 56	35713 98
COMMUNITY TOTAL	4 65	204329	205817	20412533	299085 47	106019 51
ORLANDO, FLORIDA						
(ORLANDO INTERNATIONAL)	1 75	84924	84328	7677769	23940 73	12083 04

TABLE 3—Continued
Aircraft Departures, Enplaned Revenue Passengers, and Enplaned Revenue Tons of Freight and Mail in Total Operations, All Services At Large Air Traffic Hubs
12 Months Ended December 31, 1990

COMMUNITY (AIRPORT NAME)	PERCENT OF ENPLANEMENTS	AIRCRAFT DEPARTURES		ENPLANED PASSENGERS	ENPLANED REVENUE TONS	
		TOTAL PERFORMED	SCHEDULED		FREIGHT	MAIL
PHILADELPHIA,PA/CAMDEN,NJ						
(INTERNATIONAL)	1.59	105830	107331	6970820	49572 70	42422.69
PHOENIX, ARIZONA						
(PHOENIX SKY HARBOR INTL)	2.45	148342	149274	10727494	42604 71	23812.85
(LUKE AFB)	0.00	73	73			
COMMUNITY TOTAL	2.45	148415	149347	10727494	42604 71	23812 85
PITTSBURGH,PA/WHEELING W VA						
(GREATER PITTSBURGH)	1.80	125276	126550	7912394	21668.06	24285 06
ST. LOUIS, MISSOURI						
(LAMBERT-ST LOUIS MUNI)	2.13	135089	137711	9332091	49363 12	37674 06
SALT LAKE CITY, UTAH						
(SALT LAKE CITY INTL)	1.23	77368	76754	5388178	35247 01	18788.60
SAN DIEGO, CALIFORNIA						
(SAN DIEGO INTL-LINDBERGH)	1.20	70156	70893	5260907	18882 04	8822.78
SAN FRANCISCO/OAKLAND, CAL.						
(BUCHANAN FIELD)	0.01	1286	1334	49532	7 95	
(OAKLAND METROPOLITAN INTL)	0.61	45986	46217	2670788	69875.80	3697 09
(SAN FRANCISCO INTL)	3.07	172007	187581	13474929	216259.94	55236.27
COMMUNITY TOTAL	3 69	219279	235132	16195249	286143 69	58933 36
SEATTLE/TACOMA, WASHINGTON						
(BOEING FIELD INTL.)	0.00	43	10	2154	28	61
(SEATTLE-TACOMA INTERNATIONAL)	1.68	122226	124518	7385594	103409 85	34636.56
COMMUNITY TOTAL	1 68	122269	124528	7387748	103410 13	34637 17
TAMPA&ST.PTSBG/CLWTR&LKLND,FLA						
(TAMPA INTERNATIONAL)	1.09	64396	64735	4781020	23048 08	17017 79
(ST PETERSBURG/CLWTR INTL)	0 00	2		118		
(MACDILL AFB)	0 00	268	268			
COMMUNITY TOTAL	1 09	64666	65003	4781138	23048 08	17017 79
WASHINGTON, DIST. OF COL.						
(DULLES INTERNATIONAL)	1 01	80651	82588	4448592	53609 69	25349 58
(WASHINGTON NATIONAL)	1 60	97043	98513	7034693	10470 14	27341 35
COMMUNITY TOTAL	2 62	177694	181101	11483285	64079 83	52690 93
OVER-ALL TOTAL, LARGE HUBS	72 42	4167868	4237466	317595099	3001216 68	1146589 25

TABLE 4
Aircraft Departures, Enplaned Revenue Passengers, and Enplaned Revenue Tons of Freight and Mail in Total Operations, All Services At Medium Air Traffic Hubs
12 Months Ended December 31, 1990

COMMUNITY (AIRPORT NAME)	PERCENT OF ENPLANEMENTS	AIRCRAFT DEPARTURES		ENPLANED PASSENGERS	ENPLANED REVENUE TONS	
		TOTAL PERFORMED	SCHEDULED		FREIGHT	MAIL
ALBUQUERQUE, NEW MEXICO						
(ALBUQUERQUE INTL)	0.54	34138	34386	2384647	5286 72	6441.62
(DOUBLE EAGLE II)	0.00	1	1		20	
COMMUNITY TOTAL	0.54	34139	34387	2384647	5286.92	6441.62
ANCHORAGE, ALASKA						
(ANCHORAGE INTERNATIONAL)	0.31	35891	35273	1362282	318663.23	62566 44
(ELMENDORF AFB)	0 00	31	12	61	220.41	.57
COMMUNITY TOTAL	0.31	35922	35285	1362343	318883 64	62567.01
AUSTIN, TEXAS						
(ROBERT MUELLER MUNI)	0.47	31494	31718	2054955	7549.00	3941.16
BUFFALO&NIAGARA FALLS,NEW YORK						
(GREATER BUFFALO INTERNATIONAL)	0.37	30554	30926	1637293	8505.88	3962 18
CINCINNATI, OHIO						
(GREATER CINCINNATI)	0.89	65533	66217	3907625	16808 48	14295.54
(LUKEN FIELD)	0.00	1	1			
COMMUNITY TOTAL	0.89	65534	66218	3907625	16808 48	14295.54
CLEVELAND, OHIO						
(BURKE LAKEFRONT)	0 00	1	1		19	
(HOPKINS INTERNATIONAL)	0.87	76988	78018	3836050	19467.41	10427 55
COMMUNITY TOTAL	0 87	76989	78019	3836050	19467 60	10427 55
COLUMBUS, OHIO						
(PORT COLUMBUS INTERNATIONAL)	0 38	29986	30338	1685100	3407.81	11595.43
(LOCKBOURN AFB)	0 00	1735	1733		11311 08	99 03
COMMUNITY TOTAL	0.38	31721	32071	1685100	14718.89	11694.46
DAYTON, OHIO						
(JAMES M COX/DAYTON INTL)	0.42	36966	37191	1845160	20922 76	6306.52
(WRIGHT-PATTERSON AFB)	0.00	371	371			
COMMUNITY TOTAL	0 42	37337	37562	1845160	20922 76	6306 52
EL PASO, TEXAS						
(EL PASO INTERNATIONAL)	0 38	28333	28519	1673243	4824.94	1760 09
(BIGGS AAF)	0 00	18	18	827		
COMMUNITY TOTAL	0 38	28351	28537	1674070	4824 94	1760 09
FORT MYERS, FLORIDA						
(PAGE FIELD)	0 00	2	2		1 43	
(SOUTHWEST)	0 39	22210	22149	1712679	2435 07	1699 90
COMMUNITY TOTAL	0 39	22212	22151	1712679	2436 50	1699.90
HARTFORD/SPRNGFLD/WESTFLD, CT						
(BRADLEY INTERNATIONAL)	0 53	31850	32217	2312455	14432 08	14325 94
INDIANAPOLIS, INDIANA						
(INDIANAPOLIS INTERNATIONAL)	0 59	53471	53125	2601839	110350 63	9713 05
JACKSONVILLE, FLORIDA						
(JACKSONVILLE INTERNATIONAL)	0 29	24585	24854	1266677	8073 55	5411 32
(JACKSONVILLE NAS)	0 00	242	242			
COMMUNITY TOTAL	0 29	24827	25096	1266677	8073 55	5411 32
KAHULUI, MAUI, HAWAII						
(KAHULUI)	0 48	29624	31427	2094390	9015 42	1605 24
KANSAS CITY, MISSOURI						
(INTERNATIONAL)	0 77	52781	52834	3358116	18041 40	17014 09
LIHUE, KAUAI, HAWAII						
(LIHUE)	0 29	18704	19724	1264738	969 51	742 14
MEMPHIS, TENNESSEE						
(MEMPHIS INTERNATIONAL)	0 89	94420	95198	3687208	614223 60	13168 89
MILWAUKEE, WISCONSIN						
(GENERAL MITCHELL FIELD)	0 44	39724	40661	1915390	11747 66	8317 82
NASHVILLE, TENNESSEE						
(METROPOLITAN)	0 78	57474	58060	3404243	7453 14	7887 41
NEW ORLEANS, LOUISIANA						
(INTERNATIONAL MOISANT FIELD)	0 77	49121	49606	3361062	15439 58	6139 07

TABLE 4—Continued
Aircraft Departures, Enplaned Revenue Passengers, and Enplaned Revenue Tons of Freight and Mail in Total Operations, All Services At Medium Air Traffic Hubs
12 Months Ended December 31, 1990

COMMUNITY (AIRPORT NAME)	PERCENT OF ENPLANEMENTS	AIRCRAFT DEPARTURES		ENPLANED PASSENGERS	ENPLANED REVENUE TONS	
		TOTAL PERFORMED	SCHEDULED		FREIGHT	MAIL
NEW ORLEANS, LOUISIANA—Continued						
(LAKEFRONT)	0.00	1	1		50	
COMMUNITY TOTAL	0.77	49122	49607	3361062	15440.08	6139.07
NORFLK/VA BCH/PTSMH/CHESPKE,VA						
(NORFOLK REGIONAL)	0 29	26495	26824	1254846	5371.22	2530.79
(CHAMBERS NAS)	0.00	30			2 91	
COMMUNITY TOTAL	0 29	26525	26824	1254846	5374.13	2530.79
OKLAHOMA CITY, OKLAHOMA						
(WILL ROGERS WORLD)	0 35	25347	25550	1519518	5316.15	4923 59
(TINKER AFB)	0.00	750	732		706.90	
COMMUNITY TOTAL	0 35	26097	26282	1519518	6023 05	4923 59
ONTARIO/SAN BERNARD/RIVERSE,CA						
(ONTARIO INTERNATIONAL)	0.60	40925	41200	2640734	8488.64	10668.98
(NORTON AFB)	0 00	223	223	398		
COMMUNITY TOTAL	0 60	41148	41423	2641132	8488.64	10668.98
PORTLAND, OREGON						
(PORTLAND INTERNATIONAL)	0.59	69578	70763	3025345	33735 01	11622 95
RALEIGH/DURHAM, NORTH CAROLINA						
(RALEIGH-DURHAM)	0 99	66211	67304	4361369	16302 95	8429.76
RENO, NEVADA						
(RENO INTL)	0 31	21609	22010	1343619	3361.04	1543 59
ROCHESTER, NEW YORK						
(ROCHESTER-MONROE COUNTY)	0 26	25132	25585	1154747	8092 40	2910.75
SACRAMENTO, CALIFORNIA						
(SACRAMENTO METROPOLITAN)	0.40	39723	47086	1737096	5991 77	10284.73
(MCCLELLAN AFB)	0.00	30	30			
COMMUNITY TOTAL	0 40	39753	47116	1737096	5991 77	10284.73
SAN ANTONIO, TEXAS						
(SAN ANTONIO INTERNATIONAL)	0 59	39740	40020	2593896	10049.59	7584 84
(KELLY AFB)	0.00	356	356			
COMMUNITY TOTAL	0 59	40096	40376	593896	10049 59	7584.84
SAN JOSE, CALIFORNIA						
(SAN JOSE MUNI)	0 71	49173	50096	3128393	20971 84	3966.67
SAN JUAN, PUERTO RICO						
(LUIS MUNOZ MARIN INTL)	0 83	39208	39840	3618090	72918.13	4916.59
SYRACUSE, NEW YORK						
(CLARENCE E HANCOCK)	0 27	29514	30065	1166598	11243 51	4347 42
TUCSON, ARIZONA						
(TUCSON INTL)	0 29	20201	20413	1263509	3709.47	2740 06
TULSA, OKLAHOMA						
(TULSA INTL)	0 34	24975	25217	1483037	8241 04	5582.49
WEST PALM BEACH/PALM BEACH,FLA						
(PALM BEACH INTERNATIONAL)	0 59	29363	29625	2609138	3089 87	3424 48
OVER-ALL TOTAL, MEDIUM HUBS	18 35	1394833	1417762	80466373	1446744 12	292898 69

TABLE 5
Aircraft Departures, Enplaned Revenue Passengers, and Enplaned Revenue Tons of Freight and Mail in Total Operations, All Services At Small Air Traffic Hubs
12 Months Ended December 31, 1990

COMMUNITY (AIRPORT NAME)	PERCENT OF ENPLANEMENTS	AIRCRAFT DEPARTURES		ENPLANED PASSENGERS	ENPLANED REVENUE TONS	
		TOTAL PERFORMED	SCHEDULED		FREIGHT	MAIL
AKRON/CANTON, OHIO						
(AKRON-CANTON)	0.05	5606	5806	230249	334.41	893.32
ALBANY, NEW YORK						
(ALBANY COUNTY)	0.20	15007	15295	878372	2184.93	2712 69
ALLENTOWN/BETHLEHEM/EASTON, PA						
(ALLENTOWN-BETHLEHEM-EASTON)	0.08	7744	7807	349358	2017.81	350.30
AMARILLO/BORGER, TEXAS						
(AMARII LO AIR TERMINAL)	0.10	6616	6668	435297	327 14	781.19
BATON ROUGE, LOUISIANA						
(RYAN)	0 10	8837	8921	423808	526.69	1625.13
BILLINGS, MONTANA						
(LOGAN FIELD)	0.05	8741	8868	237699	420 69	1738.63
BIRMINGHAM, ALABAMA						
(BIRMINGHAM MUNI)	0.23	20112	20185	1001983	5937 63	5255 40
BOISE, IDAHO						
(BOISE AIR TERMINAL/GOWEN FLD)	0 12	16802	17121	525092	3007.15	1941.86
BROWNSVILLE/HRLGN/SAN BNTO,TEX						
(HARLINGEN INDUSTRIAL AIRPARK)	0.12	7444	7527	529042	3656.57	9.01
(SOUTH PADRE ISLAND INTL)	0 00	1	1		2 00	
COMMUNITY TOTAL	0.12	7445	7528	529042	3658 57	9.01
BURLINGTON, VERMONT						
(BURLINGTON INTERNATIONAL)	0 07	7507	7689	306489	1682.98	1143 32
CEDAR RAPIDS/IOWA CITY, IOWA						
(CEDAR RAPIDS MUNI)	0 08	7753	7810	341142	5937.53	1623 80
CHARLESTON, SOUTH CAROLINA						
(CHARLESTON AFB/MUNI)	0 14	14215	14380	631956	2179 36	866.09
CHARLOTTE AMALIE,ST. THOMAS,VI						
(HARRY S TRUMAN)	0.08	6957	7236	357133	660 84	387.03
CHATTANOOGA, TENNESSEE						
(LOVELL FIELD)	0 05	5327	5388	239746	1045.56	197.31
COLORADO SPRINGS, COLORADO						
(PETERSON FIELD)	0 13	10903	11001	551507	638 32	671 96
COLUMBIA, SOUTH CAROLINA						
(COLUMBIA METROPOLITAN)	0 12	13531	13673	512759	6554 20	2009 81
CORPUS CHRISTI, TEXAS						
(CORPUS CHRISTI INTERNATIONAL)	0 10	6651	6756	423498	298 30	639 46
DAYTONA BEACH, FLORIDA						
(DAYTONA BEACH REGIONAL)	0 11	7514	7507	490336	377 78	89 18
DES MOINES, IOWA						
(DES MOINES MUNI)	0 15	12144	12256	658619	1705 15	9042.02
EUGENE, OREGON						
(MAHLON SWEET FIELD)	0 05	8074	8252	224658	857 10	601 00
FAIRBANKS, ALASKA						
(FAIRBANKS INTERNATIONAL)	0 05	6150	6167	233809	6573 16	6431 49
(FORT WAINWRIGHT)	0.00	6	6		116 00	
COMMUNITY TOTAL	0 05	6156	6173	233809	6689 16	6431 49
FORT WAYNE, INDIANA						
(MUNICIPAL/BAER FIELD)	0 06	7851	8062	242000	1114 74	662 03
FRESNO, CALIFORNIA						
(FRESNO AIR TERMINAL)	0 09	20879	20)93	393442	887 12	963 19
GRAND RAPIDS, MICHIGAN						
(KENT COUNTY)	0 14	13086	13366	614280	4010 83	1650 33
GREENSBORO/HIGH PT/WINSTN,N.C.						
(GREENSBORO-HIGH PT WINSTN REG)	0 20	23519	23906	894532	9801 19	3841 67
GREENVILLE/SPARTANBURG, SC						
(GREENVILLE/SPARTANBURG)	0 11	11580	11739	503271	1314 55	1908 97
(DONALDSON CENTER)	00	60	60		6. 15	
COMMUNITY TOTAL	0 11	11640	11799	503271	1375 70	1908 97

TABLE 5—Continued
Aircraft Departures, Enplaned Revenue Passengers, and Enplaned Revenue Tons of Freight and Mail in Total Operations, All Services At Small Air Traffic Hubs
12 Months Ended December 31, 1990

COMMUNITY (AIRPORT NAME)	PERCENT OF ENPLANEMENTS	AIRCRAFT DEPARTURES		ENPLANED PASSENGERS	ENPLANED REVENUE TONS	
		TOTAL PERFORMED	SCHEDULED		FREIGHT	MAIL
GUAM, GUAM						
(AGANA FIELD)	0.18	6952	7023	770549	20802 66	2357.57
(ANDERSON AFB)	0 00	18	1			
COMMUNITY TOTAL	0 18	6970	7024	770549	20802 66	2357.57
HARRISBURG/YORK, PA.						
(HARRISBURG INTERNATIONAL)	0 10	10537	10746	437341	5692.89	1579.88
HILO, HAWAII, HAWAII						
(GENERAL LYMAN FIELD)	0 15	10868	10817	651191	4522 27	1139.18
HUNTSVILLE, ALABAMA						
(MADISON COUNTY)	0 09	9880	10043	381668	734 72	457.42
INDIO/PALM SPRINGS, CALIFORNIA						
(PALM SPRINGS MUNI)	0 08	9270	9456	353294	151 42	54 68
ISLIP, LONG ISLAND, NEW YORK						
(LONG ISLAND-MACARTHUR)	0 10	7001	7203	422400	542 59	1484.22
JACKSON-VICKSBURG, MISS.						
(ALLEN C THOMPSON FIELD)	0 09	9001	9082	391018	543 63	1812.42
KAILUA-KONA, HAWAII, HAWAII						
(KE-AHOLE)	0 22	14800	15527	977274	5166 70	887.18
KNOXVILLE, TENNESSEE						
(MC GHEE TYSON)	0 11	10228	10234	477768	6192 36	1644 97
LEXINGTON/FRANKFORT, KENTUCKY						
(BLUE GRASS)	0 07	7811	7913	291634	373.87	1331.34
LITTLE ROCK, ARKANSAS						
(ADAMS FIELD)	0 22	15154	15310	950540	918 25	3616.92
LOUISVILLE, KENTUCKY						
(STANDIFORD FIELD)	0 21	21813	21944	937645	8725 05	5618 14
LUBBOCK, TEXAS						
(LUBBOCK REGIONAL)	0 14	11574	11691	611413	7282 66	546.74
MADISON, WISCONSIN						
(TRUAX FIELD)	0 10	8926	9158	425563	4044 83	873.45
MANCHESTER/CONCORD,N.HAMPSHIRE						
(MUNICIPAL)	0 06	6344	6455	267963	7091 74	632 01
MELBOURNE, FLORIDA						
(CAPE KENNEDY REGIONAL)	0 08	5838	5866	360126	133 58	34 15
MIDLAND/ODESSA, TEXAS						
(MIDLAND REGIONAL)	0 13	8675	8762	580905	559 51	300 62
MOBILE, AL/PASCAGOULA, MISS						
(BATES FIELD)	0 09	9734	9824	380798	5438 91	646 60
MOLINE, ILLINOIS						
(QUAD-CITY)	0 05	6286	6553	220093	394 09	310.27
OMAHA, NEBRASKA						
(EPPLEY AIRFIELD)	0 23	19952	19951	994132	5701 22	14391 15
(OFFUTT AFB)	0 00	2	2			
(MILLARD)	0 00	12			241 00	
COMMUNITY TOTAL	0 23	19966	19953	994132	5942 22	14391 15
PENSACOLA, FLORIDA						
(PENSACOLA REGIONAL)	0 09	8765	8930	394222	864 82	1429.55
PORTLAND, MAINE						
(PORTLAND INTERNATIONAL JETPORT)	0 11	8712	8956	472393	2526 91	1552 77
PROVIDENCE, RHODE ISLAND						
(THEODORE FRANCIS GREEN STATE)	0 24	16890	17113	1060719	2372 95	3402 81
RICHMOND, VIRGINIA						
(RICHARD E BYRD FLYING FIELD)	0 20	20443	20652	864381	5403 95	3507 87
ROANOKE, VIRGINIA						
(ROANOKE MUNI)	0 05	7143	7347	224595	257 83	587.41
SAGINAW/BAY CITY/MIDLAND,MICH.						
(TRI CITY)	0 05	3952	4036	219310	278 94	175 60

TABLE 5—Continued
Aircraft Departures, Enplaned Revenue Passengers, and Enplaned Revenue Tons of Freight and Mail In Total Operations, All Services At Small Air Traffic Hubs 12 Months Ended December 31, 1990

COMMUNITY (AIRPORT NAME)	PERCENT OF ENPLANEMENTS	AIRCRAFT DEPARTURES		ENPLANED PASSENGERS	ENPLANED REVENUE TONS	
		TOTAL PERFORMED	SCHEDULED		FREIGHT	MAIL
SAIPAN, MARIANA ISLANDS						
(SAIPAN INTERNATIONAL)	0 06	4037	3871	279019	1900.96	105 01
SANTA BARBARA CALIFORNIA						
(SANTA BARBARA)	0 05	9999	10263	226472	806 88	01
(SANTA MARIA PUBLIC)	0 00	1740	1810	6213	197 65	
COMMUNITY TOTAL	0 05	11739	12073	232685	1004 53	01
SARASOTA/BRADENTON, FLORIDA						
(SARASOTA-BRADENTON)	0 23	15765	15990	989935	542 07	71 36
SAVANNAH, GEORGIA						
(SAVANNAH INTL)	0 12	11089	11270	520881	1306 61	768 92
(HUNTER AAF)	0 00	6	6	1535		
COMMUNITY TOTAL	0 12	11095	11276	522416	1306.61	768 92
SHREVEPORT, LOUISIANA						
(SHREVEPORT REGIONAL)	0 06	7656	7639	257229	6198 18	1618 82
(BARKSDALE AFB)	0 00	289	289			
COMMUNITY TOTAL	0 06	7945	7928	257229	6198 18	1618 82
SIOUX FALLS, SOUTH DAKOTA						
(JOE FOSS FIELD)	0 05	6466	6514	226436	1163 97	1556 28
SOUTH BEND, INDIANA						
(MICHIANA REGIONAL)	0 05	6630	7072	224050	1826 00	212 82
SPOKANE, WASHINGTON						
(SPOKANE INTERNATIONAL)	0 17	25315	25837	747329	7827 61	2283 69
(FAIRCHILD AFB)	0 00	294	293			
COMMUNITY TOTAL	0 17	25609	26130	747329	7827 61	2283 69
TALLAHASSEE, FLORIDA						
(TALLAHASSEE MUNI)	0 09	9193	9306	381840	1492 52	699 40
WICHITA, KANSAS						
(MID-CONTINENT)	0 13	13772	13901	561432	6905 22	2928 32
(MCCONNELL AFB)	0 00	1	1			
COMMUNITY TOTAL	0 13	13773	13902	561432	6905 22	2928.32
OVER-ALL TOTAL, SMALL HUBS	7 02	669450	679103	30771383	191357 90	108655 74

TABLE 6
Enplaned Revenue Passengers, and Enplaned Revenue Tons of Freight and Mail By Type of Service, and By Air Carrier
12 Months Ended December 31, 1990

STATE OR U.S. AREA / COMMUNITY / (AIRPORT NAME) / CARRIER / HUB % OF ENPLANEMENTS	OPERATION	SERVICE	ENPLANED PASSENGERS	ENPLANED REVENUE TONS		
				FREIGHT	MAIL	TOTAL FREIGHT AND MAIL
50 U.S. STATES						
ALABAMA						
BIRMINGHAM S 0.23						
(BIRMINGHAM MUNI)						
AA—AMERICAN AIRLINES	TOTAL	S	157894	111.38	594.55	705.93
		NS	0			
		AS	157894	111.38	594.55	705.93
DL—DELTA AIR LINES	TOTAL	S	324427	709.74	2456.56	3166.30
		NS	380			
		AS	324807	709.74	2456.56	3166.30
EA—EASTERN AIR LINES	TOTAL	S	103682	426.25	98.05	524.30
		NS	0			
		AS	103682	426.25	98.05	524.30
FM—FEDERAL EXPRESS	TOTAL	S	0	4449.77		4449.77
		NS	0			
		AS	0	4449.77		4449.77
NW—NORTHWEST AIRLINES	TOTAL	S	77623	48.52	716.94	765.46
		NS	0			
		AS	77623	48.52	716.94	765.46
UA—UNITED AIR LINES	TOTAL	S	38428	29.89	263.49	293.38
		NS	0			
		AS	38428	29.89	263.49	293.38
US—U.S. AIR	TOTAL	S	77894	71.35	262.11	333.46
		NS	252			
		AS	78146	71.35	262.11	333.46
WN—SOUTHWEST AIRLINES	TOTAL	S	214862	86.07	543.41	629.48
		NS	361			
		AS	215223	86.07	543.41	629.48
ZW—AIR WISCONSIN	TOTAL	S	6180	4.66	320.29	324.95
		NS	0			
		AS	6180	4.66	320.29	324.95
COMMUNITY TOTAL	TOTAL	S	1000990	5937.63	5255.40	11193.03
		NS	993			
		AS	1001983	5937.63	5255.40	11193.03
DOTHAN N 0.00						
(DOTHAN)						
FM—FEDERAL EXPRESS	TOTAL	S	0	244.04		244.04
		NS	0			
		AS	0	244.04		244.04
HUNTSVILLE S 0.09						
(MADISON COUNTY)						
AA—AMERICAN AIRLINES	TOTAL	S	151854	76.70	126.24	202.94
		NS	0			
		AS	151854	76.70	126.24	202.94
DL—DELTA AIR LINES	TOTAL	S	65241	377.75	116.29	494.04
		NS	0			
		AS	65241	377.75	116.29	494.04
EA—EASTERN AIR LINES	TOTAL	S	58043	167.75	30.95	198.70
		NS	0			
		AS	58043	167.75	30.95	198.70
FM—FEDERAL EXPRESS	TOTAL	S	0	.90		.90
		NS	0			
		AS	0	.90		.90
JE—EXPRESS ONE	TOTAL	S	0	.04		.04
		NS	0			
		AS	0	.04		.04
JH—AMERIJET INTERNATIONAL	TOTAL	S	0			
		NS	0	.10		.10
		AS	0	.10		.10
NW—NORTHWEST AIRLINES	TOTAL	S	52886	45.26	50.66	95.92
		NS	0			

NOTE S Scheduled
NS Nonscheduled
AS All Service

TABLE 6—Continued
Enplaned Revenue Passengers, and Enplaned Revenue Tons of Freight and Mail By Type of Service, and By Air Carrier
12 Months Ended December 31, 1990

STATE OR U.S. AREA / COMMUNITY / (AIRPORT NAME) / CARRIER / HUB % OF ENPLANEMENTS	OPERATION	SERVICE	ENPLANED PASSENGERS	ENPLANED REVENUE TONS		
				FREIGHT	MAIL	TOTAL FREIGHT AND MAIL
ALABAMA—Continued						
HUNTSVILLE—Continued						
(MADISON COUNTY)—Continued						
		AS	52886	45.26	50.66	95 92
UA—UNITED AIR LINES	TOTAL	S	23392	23.97	99 95	123.92
		NS	0			
		AS	23392	23 97	99 95	123 92
VK—ZANTOP INTL AIRLINES	TOTAL	S	0	20.00		20 00
		NS	0	20.00		20.00
		AS	0	40 00		40 00
ZW—AIR WISCONSIN	TOTAL	S	30252	2.25	33 33	35.58
		NS	0			
		AS	30252	2 25	33 33	35 58
COMMUNITY TOTAL	TOTAL	S	381668	714.62	457.42	1172 04
		NS	0	20 10		20 10
		AS	381668	734.72	457 42	1192.14
MOBILE/PASCAGOULA S 0 09						
(BATES FIELD)						
AA—AMERICAN AIRLINES	TOTAL	S	93130	40 07	63 36	103.43
		NS	0			
		AS	93130	40 07	63 36	103 43
CO—CONTINENTAL	TOTAL	S	12679	12 04	18.87	30.91
		NS	0			
		AS	12679	12 04	18.87	30.91
DL—DELTA AIR LINES	TOTAL	S	148193	1618.32	118 87	1737 19
		NS	38			
		AS	148231	1618 32	118.87	1737 19
EA—EASTERN AIR LINES	TOTAL	S	81787	103 93	401 22	505.15
		NS	0			
		AS	81787	103 93	401 22	505 15
FM—FEDERAL EXPRESS	TOTAL	S	0	3604.10		3604 10
		NS	0			
		AS	0	3604 10		3604 10
JE—EXPRESS ONE	TOTAL	S	0	01		01
		NS	0			
		AS	0	.01		01
NW—NORTHWEST AIRLINES	TOTAL	S	44971	60 44	44 28	104 72
		NS	0			
		AS	44971	60 44	44 28	104 72
COMMUNITY TOTAL	TOTAL	S	380760	5438 91	646 60	6085 51
		NS	38			
		AS	380798	5438 91	646.60	6085 51
MONTGOMERY N 0 00						
(DANNELLY FIELD)						
DL—DELTA AIR LINES	TOTAL	S	107084	188.25	12 21	200 46
		NS	506			
		AS	107590	188 25	12 21	200 46
FM —FEDERAL EXPRESS	TOTAL	S	0	2 40		2.40
		NS	0			
		AS	0	2 40		2 40
COMMUNITY TOTAL	TOTAL	S	107084	190 65	12 21	202 86
		NS	506			
		AS	107590	190 65	12 21	202 86
ALASKA						
ADAK ISLAND N 0 00						
(ADAK ISLAND NS)						
RV—REEVE ALEUTIAN	TOTAL	S	5704	296 43	179 24	475 67
		NS	5240	116 36	318 94	435 30
		AS	10944	412 79	498 18	910 97

NOTE S Scheduled
NS Nonscheduled

TABLE 6—Continued
Enplaned Revenue Passengers, and Enplaned Revenue Tons of Freight and Mail By Type of Service, and By Air Carrier
12 Months Ended December 31, 1990

STATE OR U.S. AREA / COMMUNITY / (AIRPORT NAME) / CARRIER / HUB % OF ENPLANEMENTS	OPERATION	SERVICE	ENPLANED PASSENGERS	ENPLANED REVENUE TONS		
				FREIGHT	MAIL	TOTAL FREIGHT AND MAIL
ALASKA—Continued						
AMCHITKA ISLAND N 0.00						
(AMCHITKA)						
RV—REEVE ALEUTIAN	TOTAL	S	1			
		NS	396	23 75	2 61	26 36
		AS	397	23 75	2 61	26 36
ANAKATUVUK N 0.00						
(ANAKATUVUK PASS)						
ANCHORAGE M 0 31						
(ANCHORAGE INTERNATIONAL) 0.31						
AA—AMERICAN AIRLINES	TOTAL	S	5			
		NS	0			
		AS	5			
AS—ALASKA AIRLINES	TOTAL	S	540563	10543.84	13455.65	23999 49
		NS	2048	408 26	15 70	423 96
		AS	542611	10952 10	13471.35	24423 45
BF—MARKAIR	TOTAL	S	195177	11156 49	13907 69	25064.18
		NS	446	2230.03		2230.03
		AS	195623	13386 52	13907 69	27294 21
CO—CONTINENTAL	TOTAL	S	29525	18 91	59.54	78 45
		NS	13666			
		AS	43191	18 91	59 54	78.45
DL—DELTA AIR LINES	TOTAL	S	213643	1856 00	1507 08	3363 08
		NS	167			
		AS	213810	1856.00	1507 08	3363.08
FM—FEDERAL EXPRESS	TOTAL	S	0	186442 52	6230.61	192673.13
		NS	105441	10568 01		10568 01
		AS	105441	197010 53	6230 61	203241 14
HA—HAWAIIAN AIRLINES	TOTAL	S	6313	32 32	4 69	37 01
		NS	353			
		AS	6666	32.32	4.69	37.01
HU—NORTHERN AIR CARGO	TOTAL	S	0	15038.00	21492.20	36530 20
		NS	0	2546 10	170.01	2716.11
		AS	0	17584 10	21662.21	39246.31
JH—AMERIJET INTERNATIONAL	TOTAL	S	0	5 53		5 53
		NS	0			
		AS	0	5.53		5.53
NW—NORTHWEST AIRLINES	TOTAL	S	89246	69478 02	1417.20	70895 22
		NS	0			
		AS	89246	69478.02	1417 20	70895.22
RV—REEVE ALEUTIAN	TOTAL	S	18991	816.97	3361 01	4177.98
		NS	728	11 16		11 16
		AS	19719	828 13	3361 01	4189.14
UA—UNITED AIR LINES	TOTAL	S	144002	2107 28	945 06	3052 34
		NS	1968			
		AS	145970	2107 28	945 06	3052 34
5X—UNITED PARCEL SERVICE	TOTAL	S	0	2747 60		2747 60
		NS	0			
		AS	0	2747 60		2747 60
9R—ROSENBALM AVATION	TOTAL	S	0	1658 15		1658.15
		NS	0	998 04		998 04
		AS	0	2656.19		2656.19
AIRPORT TOTAL	TOTAL	S	1237465	301901.63	62380 73	364282 36
		NS	124817	16761 60	185 71	16947 31
		AS	1362282	318663 23	62566 44	381229.67
(ELMENDORF AFB) 0 00						
DL—DELTA AIR LINES	TOTAL	S	61			
		NS	0			
		AS	61			
FM—FEDERAL EXPRESS	TOTAL	S	0	80 61	57	81 18
		NS	0			
		AS	0	80 61	57	81 18

NOTE S Scheduled
NS Nonscheduled
AS All Service

TABLE 6—Continued
Enplaned Revenue Passengers, and Enplaned Revenue Tons of Freight and Mail By Type of Service, and By Air Carrier
12 Months Ended December 31, 1990

STATE OR U.S. AREA COMMUNITY (AIRPORT NAME) CARRIER HUB % OF ENPLANEMENTS	OPERATION	SERVICE	ENPLANED PASSENGERS	ENPLANED REVENUE TONS		
				FREIGHT	MAIL	TOTAL FREIGHT AND MAIL
ALASKA—Continued						
ANCHORAGE—Continued						
(ELMENDORF AFB)—Continued						
HU—NORTHERN AIR CARGO	TOTAL	S	0	69.90		69 90
		NS	0	69.90		69 90
		AS	0	139.80		139.80
AIRPORT TOTAL	TOTAL	S	61	150.51	57	151.08
		NS	0	69 90		69.90
		AS	61	220 41	57	220 98
COMMUNITY TOTAL BY CARRIER						
AA—AMERICAN AIRLINES	TOTAL	S	5			
		NS	0			
		AS	5			
AS—ALASKA AIRLINES	TOTAL	S	540563	10543 84	13455.65	23999 49
		NS	2048	408 26	15 70	423.96
		AS	542611	10952 10	13471 35	24423 45
BF—MARKAIR	TOTAL	S	195177	11156.49	13907 69	25064 18
		NS	446	2230 03		2230 03
		AS	195623	13386 52	13907 69	27294 21
CO—CONTINENTAL	TOTAL	S	29525	18 91	59 54	78 45
		NS	13666			
		AS	43191	18 91	59 54	78.45
DL—DELTA AIR LINES	TOTAL	S	213704	1856 00	1507 08	3363.08
		NS	167			
		AS	213871	1856.00	1507 08	3363 08
FM—FEDERAL EXPRESS	TOTAL	S	0	186523 13	6231 18	192754 31
		NS	105441	10568.01		10568.01
		AS	105441	197091 14	6231 18	203322 32
HA—HAWAIIAN AIRLINES	TOTAL	S	6313	32.32	4 69	37 01
		NS	353			
		AS	6666	32 32	4 69	37 01
HU—NORTHERN AIR CARGO	TOTAL	S	0	15107 90	21492 20	36600.10
		NS	0	2616 00	170.01	2786 01
		AS	0	17723 90	21662.21	39386.11
JH—AMERIJET INTERNATIONAL	TOTAL	S	0	5 53		5 53
		NS	0			
		AS	0	5 53		5 53
NW—NORTHWEST AIRLINES	TOTAL	S	39246	69478 02	1417 20	70895 22
		NS	0			
		AS	89246	69478 02	1417 20	70895 22
RV—REEVE ALEUTIAN	TOTAL	S	18991	816.97	3361 01	4177 98
		NS	728	11 16		11 16
		AS	19719	828 13	3361 01	4189 14
UA—UNITED AIR LINES	TOTAL	S	144002	2107 28	945 06	3052 34
		NS	1968			
		AS	145970	2107 28	945 06	3052 34
5X—UNITED PARCEL SERVICE	TOTAL	S	0	2747 60		2747 60
		NS	0			
		AS	0	2747 60		2747.60
9R—ROSENBALM AVATION	TOTAL	S	0	1658 15		1658 15
		NS	0	998 04		998 04
		AS	0	2656 19		2656 19
COMMUNITY TOTAL	TOTAL	S	1237526	302052 14	62381 30	364433 44
		NS	124817	16831 50	185 71	17017 21
		AS	1362343	318883 64	62567 01	381450 65
ANIAK N 0.00						
(ANIAK)						
BF—MARKAIR	TOTAL	S	2410	190 84	400 42	591 26
		NS	0	43 60		43 60
		AS	2410	234 44	400 42	634 86
HU—NORTHERN AIR CARGO	TOTAL	S	0	72 10	39 50	111 60
		NS	0			

NOTE S - Scheduled
NS Nonscheduled
AS All Service

TABLE 6—Continued
Enplaned Revenue Passengers, and Enplaned Revenue Tons of Freight and Mail By Type of Service, and By Air Carrier
12 Months Ended December 31, 1980

STATE OR U.S. AREA / COMMUNITY / (AIRPORT NAME) / CARRIER / HUB % OF ENPLANEMENTS	OPERATION	SERVICE	ENPLANED PASSENGERS	ENPLANED REVENUE TONS		
				FREIGHT	MAIL	TOTAL FREIGHT AND MAIL
ALASKA—Continued						
ANIAK—Continued						
(ANIAK)—Continued						
		AS	0	72.10	39.50	111.60
COMMUNITY TOTAL	TOTAL	S	2410	262.94	439.92	702.86
		NS	0	43.60		43.60
		AS	2410	306.54	439.92	746.46
ATQASUK N 0.00						
(MEADE RIVER)						
HU—NORTHERN AIR CARGO	TOTAL	S	0	.30		.30
		NS	0			
		AS	0	.30		.30
BARROW N 0.00						
(WILEY POST-WILL ROGERS MEM)						
BF—MARKAIR	TOTAL	S	19106	864.38	643.64	1508.02
		NS	92	234.34		234.34
		AS	19200	1098.72	643.64	1742.36
HU—NORTHERN AIR CARGO	TOTAL	S	0	174.40	8.60	183.00
		NS	0	6.50		6.50
		AS	0	180.90	8.60	189.50
COMMUNITY TOTAL	TOTAL	S	19106	1038.78	652.24	1691.02
		NS	92	240.84		240.84
		AS	19200	1279.62	652.24	1931 86
BARTER ISLAND N 0 00						
(BARTER ISLAND AFS)						
HU—NORTHERN AIR CARGO	TOTAL	S	0			
		NS	0	.80		.80
		AS	0	.80		80
BEAVER N 0 00						
(BEAVER)						
HU—NORTHERN AIR CARGO	TOTAL	S	0	1.50		1.50
		NS	0	1.50		1.50
		AS	0	3 00		3.00
BETHEL N 0 00						
(BETHEL)						
AS—ALASKA AIRLINES	TOTAL	S	15099	682.10	160.10	842.20
		NS	0			
		AS	15099	682.10	160.10	842.20
BF—MARKAIR	TOTAL	S	18699	825.43	586.48	1411 91
		NS	44	139.52		139.52
		AS	18743	964.95	586 48	1551.43
HU—NORTHERN AIR CARGO	TOTAL	S	0	873 90	56.20	930.10
		NS	0	10.70		10.70
		AS	0	884.60	56 20	940.80
COMMUNITY TOTAL	TOTAL	S	33798	2381.43	802 78	3184.21
		NS	44	150.22		150.22
		AS	33812	2531 65	802.78	3334 43
BETTLES N 0 00						
(BETTLES)						
BF—MARKAIR	TOTAL	S	0	5 82		5 82
		NS	0			
		AS	0	5.82		5.82
CANDLE N 0.00						
(CANDLE NO. 2)						
CAPE LISBURNE N 0 00						
(CAPE LISBURNE AFS)						
HU—NORTHERN AIR CARGO	TOTAL	S	0	15 40		15 40
		NS	0	15 40		15 40
		AS	0	30 80		30 80

NOTE S - Scheduled
NS - Nonscheduled
AS - All Service

TABLE 6—Continued
Enplaned Revenue Passengers, and Enplaned Revenue Tons of Freight and Mail By Type of Service, and By Air Carrier
12 Months Ended December 31, 1990

STATE OR U.S. AREA / COMMUNITY / (AIRPORT NAME) / CARRIER / HUB % OF ENPLANEMENTS	OPERATION	SERVICE	ENPLANED PASSENGERS	ENPLANED REVENUE TONS: FREIGHT	ENPLANED REVENUE TONS: MAIL	ENPLANED REVENUE TONS: TOTAL FREIGHT AND MAIL
ALASKA—Continued						
CAPE NEWENHAM N 0.00						
(CAPE NEWENHAM AFS)						
HU—NORTHERN AIR CARGO	TOTAL	S	0	5.00		5.00
		NS	0	5.00		5.00
		AS	0	10.00		10.00
CAPE ROMANZOF N 0.00						
(CAPE ROMANZOF AFS)						
HU—NORTHERN AIR CARGO	TOTAL	S	0	16.80		16.80
		NS	0	13.10		13.10
		AS	0	29.90		29.90
CHUATHBALUK N 0.00						
(CHUATHBALUK)						
FM—FEDERAL EXPRESS	TOTAL	S	0	1.48		1.48
		NS	0			
		AS	0	1.48		1.48
COLD BAY N 0.00						
(COLD BAY)						
BF—MARKAIR	TOTAL	S	1568	53.41	52.97	106.38
		NS	0	103.84		103.84
		AS	1568	157.25	52.97	210.22
HU—NORTHERN AIR CARGO	TOTAL	S	0	4.70		4.70
		NS	0	3.50		3.50
		AS	0	8.20		8.20
RV—REEVE ALEUTIAN	TOTAL	S	4347	110.27	55.06	165.33
		NS	209	11.05	24.51	35.56
		AS	4556	121.32	79.57	200.89
COMMUNITY TOTAL	TOTAL	S	5915	168.38	108.03	276.41
		NS	209	118.39	24.51	142.90
		AS	6124	286.77	132.54	419.31
CORDOVA N 0.00						
(CORDOVA-MILE 13)						
AS—ALASKA AIRLINES	TOTAL	S	17962	971.57	113.14	1084.71
		NS	0			
		AS	17962	971.57	113.14	1084.71
HU—NORTHERN AIR CARGO	TOTAL	S	0	120.80		120.80
		NS	0	120.80		120.80
		AS	0	241.60		241.60
COMMUNITY TOTAL	TOTAL	S	17962	1092.37	113.14	1205.51
		NS	0	120.80		120.80
		AS	17962	1213.17	113.14	1326.31
DEADHORSE N 0.00						
(DEADHORSE)						
AS—ALASKA AIRLINES	TOTAL	S	18395	673.93	2.05	675.98
		NS	0			
		AS	18395	673.93	2.05	675.98
BF—MARKAIR	TOTAL	S	28232	1282.31	110.76	1393.07
		NS	0	887.75		887.75
		AS	28232	2170.06	110.76	2280.82
HU—NORTHERN AIR CARGO	TOTAL	S	0	47.30		47.30
		NS	0	2.10		2.10
		AS	0	49.40		49.40
COMMUNITY TOTAL	TOTAL	S	46627	2003.54	112.81	2116.35
		NS	0	889.85		889.85
		AS	46627	2893.39	112.81	3006.20
DILLINGHAM N 0.00						
(DILLINGHAM MUNI)						
BF—MARKAIR	TOTAL	S	16367	414.62	254.91	669.53
		NS	0	23.26		23.26
		AS	16367	437.88	254.91	692.79
HU—NORTHERN AIR CARGO	TOTAL	S	0	536.00	46.80	582.80

NOTE S – Scheduled
NS – Nonscheduled
AS All Service

TABLE 6—Continued
Enplaned Revenue Passengers, and Enplaned Revenue Tons of Freight and Mail By Type of Service, and By Air Carrier
12 Months Ended December 31, 1990

STATE OR U.S. AREA / COMMUNITY / (AIRPORT NAME) / CARRIER / HUB % OF ENPLANEMENTS	OPERATION	SERVICE	ENPLANED PASSENGERS	ENPLANED REVENUE TONS		
				FREIGHT	MAIL	TOTAL FREIGHT AND MAIL
ALASKA—Continued						
DILLINGHAM—Continued						
(DILLINGHAM MUNI)—Continued						
		NS	0	255.20		255 20
		AS	0	791.20	46.80	838.00
COMMUNITY TOTAL	TOTAL	S	16367	950.62	301.71	1252.33
		NS	0	278.46		278.46
		AS	16367	1229.08	301.71	1530.79
DUTCH HARBOR N 0.00						
(DUTCH HARBOR)						
BF—MARKAIR	TOTAL	S	34074	533.58	229.47	763.05
		NS	0	.20		.20
		AS	34074	533.78	229 47	763.25
HU—NORTHERN AIR CARGO	TOTAL	S	0	368.70	3 70	372 40
		NS	0			
		AS	0	368.70	3.70	372.40
COMMUNITY TOTAL	TOTAL	S	34074	902 28	233.17	1135.45
		NS	0	.20		20
		AS	34 1	902 48	233.17	1135 65
EMMONAK N 0.00						
(EMMONAK)						
BF—MARKAIR	TOTAL	S	0	18 90		18.90
		NS	0	42 25		42 25
		AS	0	61.15		61.15
HU—NORTHERN AIR CARGO	TOTAL	S	0	342.40		342.40
		NS	0	43.00		43 00
		AS	0	385.40		385.40
COMMUNITY TOTAL	TOTAL	S	0	361.30		361 30
		NS	0	85.25		85 25
		AS	0	446.55		446 55
FAIRBANKS S 0.05						
(FAIRBANKS INTERNATIONAL) 0 05						
AS—ALASKA AIRLINES	TOTAL	S	142640	457.64	943 86	1401.50
		NS	300			
		AS	142940	457.64	943.86	1401.50
BF—MARKAIR	TOTAL	S	32446	1855.19	2229 39	4084 58
		NS	109	803.21		803.21
		AS	32555	2658.40	2229.39	4887 79
DL—DELTA AIR LINES	TOTAL	S	43425	180.56	432.84	613.40
		NS	0			
		AS	43425	180 56	432 84	613.40
FM—FEDERAL EXPRESS	TOTAL	S	0	343.64	3 70	347 34
		NS	0	44.24		44 24
		AS	0	387.88	3 70	391 58
HU—NORTHERN AIR CARGO	TOTAL	S	0	2754.70	2672.90	5427.60
		NS	0	54.00		54.00
		AS	0	2808.70	2672 90	5481 60
NW—NORTHWEST AIRLINES	TOTAL	S	0	52.01	3 01	55.02
		NS	0			
		AS	0	52 01	3 01	55 02
UA—UNITED AIR LINES	TOTAL	S	14889	27.97	145 79	173 76
		NS	0			
		AS	14889	27.97	145.79	173.76
AIRPORT TOTAL	TOTAL	S	233400	5671.71	6431.49	12103.20
		NS	409	901.45		901.45
		AS	233809	6573.16	6431 49	13004.65
(FORT WAINWRIGHT) 0.00						
HU—NORTHERN AIR CARGO	TOTAL	S	0	58 00		58 00
		NS	0	58 00		58.00
		AS	0	116 00		1 6 00

NOTE S Scheduled
NS Nonscheduled
AS All Service

TABLE 6—Continued
Enplaned Revenue Passengers, and Enplaned Revenue Tons of Freight and Mail By Type of Service, and By Air Carrier
12 Months Ended December 31, 1990

STATE OR U.S. AREA / COMMUNITY / (AIRPORT NAME) / CARRIER / HUB % OF ENPLANEMENTS	OPERATION	SERVICE	ENPLANED PASSENGERS	ENPLANED REVENUE TONS		
				FREIGHT	MAIL	TOTAL FREIGHT AND MAIL
ALASKA—Continued						
FAIRBANKS—Continued						
(FORT WAINWRIGHT)—Continued						
COMMUNITY TOTAL BY CARRIER						
AS—ALASKA AIRLINES	TOTAL	S	142640	457.64	943.86	1401.50
		NS	300			
		AS	142940	457.64	943.86	1401 50
BF—MARKAIR	TOTAL	S	32446	1855.19	2229 39	4084.58
		NS	109	803.21		803.21
		AS	32555	2658.40	2229.39	4887.79
DL—DELTA AIR LINES	TOTAL	S	43425	180.56	432 84	613.40
		NS	0			
		AS	43425	180.56	432 84	613.40
FM—FEDERAL EXPRESS	TOTAL	S	0	343.64	3.70	347.34
		NS	0	44.24		44.24
		AS	0	387.88	3.70	391.58
HU—NORTHERN AIR CARGO	TOTAL	S	0	2812.70	2672 90	5485 60
		NS	0	112.00		112.00
		AS	0	2924 70	2672.90	5597 60
NW—NORTHWEST AIRLINES	TOTAL	S	0	52 01	3.01	55.02
		NS	0			
		AS	0	52.01	3 01	55.02
UA—UNITED AIR LINES	TOTAL	S	14889	27.97	145 79	173.76
		NS	0			
		AS	14889	27.97	145.79	173.76
COMMUNITY TOTAL	TOTAL	S	233400	5729.71	6431.49	12161.20
		NS	409	959.45		959.45
		AS	233809	6689.16	6431 49	13120.65
FLAT N 0.00						
(FLAT)						
BF—MARKAIR	TOTAL	S	0			
		NS	0	3.25		3.25
		AS	0	3.25		3.25
COMMUNITY TOTAL	TOTAL	S	0			
		NS	0	3 25		3.25
		AS	0	3.25		3.25
FORT YUKON N 0.00						
(FORT YUKON MUNI)						
HU—NORTHERN AIR CARGO	TOTAL	S	0	4.00		4.00
		NS	0	4.00		4 00
		AS	0	8.00		8 00
GALENA N 0.00						
(GALENA)						
BF—MARKAIR	TOTAL	S	1823	51.46	45.09	96.55
		NS	100	23.28		23.28
		AS	1923	74 74	45.09	119.83
HU—NORTHERN AIR CARGO	TOTAL	S	0	85.40	5 00	90.40
		NS	0	1.20		1.20
		AS	0	86 60	5.00	91.60
COMMUNITY TOTAL	TOTAL	S	1823	136.86	50 09	186 95
		NS	100	24.48		24.48
		AS	1923	161.34	50 09	211 43
GAMBELL N 0.00						
(GAMBELL MUNI)						
HU—NORTHERN AIR CARGO	TOTAL	S	0	40		40
		NS	0	.10		10
		AS	0	50		50
GUSTAVUS N 0 00						
(GUSTAVUS)						
AS—ALASKA AIRLINES	TOTAL	S	6180	77 35	3 97	81 32
		NS	0			

NOTE S - Scheduled
NS - Nonscheduled
AS All Service

TABLE 6—Continued
Enplaned Revenue Passengers, and Enplaned Revenue Tons of Freight and Mail By Type of Service, and By Air Carrier
12 Months Ended December 31, 1990

STATE OR U.S. AREA / COMMUNITY / (AIRPORT NAME) / CARRIER / HUB % OF ENPLANEMENTS	OPERATION	SERVICE	ENPLANED PASSENGERS	ENPLANED REVENUE TONS		
				FREIGHT	MAIL	TOTAL FREIGHT AND MAIL
ALASKA—Continued						
GUSTAVUS—Continued						
(GUSTAVUS)—Continued						
		AS	6160	77.35	3.97	81.32
HOMER N 0.00						
(HOMER MUNI)						
FM—FEDERAL EXPRESS	TOTAL	S	0	65.06		65.06
		NS	0			
		AS	0	65.06		65.06
HU—NORTHERN AIR CARGO	TOTAL	S	0	91.50		91.50
		NS	0	91.50		91.50
		AS	0	183.00		183.00
COMMUNITY TOTAL	TOTAL	S	0	156.56		156.56
		NS	0	91.50		91.50
		AS	0	248.06		248.06
HOOPER BAY N 0.00						
(HOOPER BAY)						
HU—NORTHERN AIR CARGO	TOTAL	S	0	4.00		4.00
		NS	0			
		AS	0	4.00		4.00
ILIAMNA N 0.00						
(ILIAMNA)						
HU—NORTHERN AIR CARGO	TOTAL	S	0	172.10	12.95	185.05
		NS	0	3.70		3.70
		AS	0	175.80	12.95	188.75
COMMUNITY TOTAL	TOTAL	S	0	172.10	12.95	185.05
		NS	0	3.70		3.70
		AS	0	175.80	12.95	188.75
JUNEAU N 0.00						
(JUNEAU MUNI)						
AS—ALASKA AIRLINES	TOTAL	S	170760	2714.87	1426.11	4140.98
		NS	0			
		AS	170760	2714.87	1426.11	4140.98
DL—DELTA AIR LINES	TOTAL	S	16272	200.84	57.34	258.18
		NS	0			
		AS	16272	200.84	57.34	258.18
FM—FEDERAL EXPRESS	TOTAL	S	0	1.85		1.85
		NS	0			
		AS	0	1.85		1.85
COMMUNITY TOTAL	TOTAL	S	187052	2917.56	1483.45	4401.01
		NS	0			
		AS	187052	2917.56	1483.45	4401.01
KENAI N 0.00						
(KENAI MUNI)						
BF—MARKAIR	TOTAL	S	1932	30.27	2.90	33.17
		NS	0	2008.71		2008.71
		AS	1932	2038.98	2.90	2041.88
FM—FEDERAL EXPRESS	TOTAL	S	0	113.21		113.21
		NS	0			
		AS	0	113.21		113.21
HU—NORTHERN AIR CARGO	TOTAL	S	0	122.40		122.40
		NS	0	135.90		135.90
		AS	0	258.30		258.30
COMMUNITY TOTAL	TOTAL	S	1932	265.88	2.90	268.78
		NS	0	2144.61		2144.61
		AS	1932	2410.49	2.90	2413.39
KETCHIKAN N 0.00						
(KETCHIKAN WATERFRONT SPB)						
AS—ALASKA AIRLINES	TOTAL	S	82507	1132.95	596.27	1729.22
		NS	0			
		AS	82507	1132.95	596.27	1729.22

NOTE S = Scheduled
NS = Nonscheduled
AS = All Service

TABLE 6—Continued
Enplaned Revenue Passengers, and Enplaned Revenue Tons of Freight and Mail By Type of Service, and By Air Carrier
12 Months Ended December 31, 1990

STATE OR U.S. AREA / COMMUNITY / (AIRPORT NAME) / CARRIER / HUB % OF ENPLANEMENTS	OPERATION	SERVICE	ENPLANED PASSENGERS	ENPLANED REVENUE TONS		
				FREIGHT	MAIL	TOTAL FREIGHT AND MAIL
ALASKA—Continued						
KING COVE N 0.00						
(KING COVE)						
KING SALMON N 0.00						
(KING SALMON)						
BF—MARKAIR	TOTAL	S	20264	400 39	118 22	518 61
		NS	122	320 77		320 77
		AS	20386	721 16	118 22	839 38
HU—NORTHERN AIR CARGO	TOTAL	S	0	3075 50	68 80	3144 30
		NS	0	2396 20		2396 20
		AS	0	5471 70	68 80	5540 50
RV—REEVE ALEUTIAN	TOTAL	S	589	1 00	23	1 23
		NS	1			
		AS	590	1 00	23	1 23
COMMUNITY TOTAL	TOTAL	S	20853	3476 89	187 25	3664 14
		NS	123	2716 97		2716 97
		AS	20976	6193 86	187 25	6381 11
KLAWOCK N 0.00						
(KLAWOCK)						
HU—NORTHERN AIR CARGO	TOTAL	S	0	27 30		27 30
		NS	0	27 30		27 30
		AS	0	54 60		54 60
KODIAK N 0.00						
(KODIAK NS/INNER HARBOR SPB)						
BF—MARKAIR	TOTAL	S	46917	877 52	386 11	1263 63
		NS	0	35 27		35 27
		AS	46917	912 79	386 11	1298 90
HU—NORTHERN AIR CARGO	TOTAL	S	0	922 70	1 40	924 10
		NS	0	98 60		98 60
		AS	0	1021 30	1 40	1022 70
COMMUNITY TOTAL	TOTAL	S	46917	1800 22	387 51	2187 73
		NS	0	133 87		133 87
		AS	46917	1934 09	387 51	2321 60
KOTZEBUE N 0.00						
(KOTZEBUE)						
AS—ALASKA AIRLINES	TOTAL	S	25872	314 16	250 84	565.00
		NS	40			
		AS	25912	314 16	250 84	565 00
BF—MARKAIR	TOTAL	S	0	166 32	02	166 34
		NS	30	241 25		241 25
		AS	30	407 57	02	407 59
HU—NORTHERN AIR CARGO	TOTAL	S	0	759 80	40	760 20
		NS	0	11 60		11 60
		AS	0	771 40	40	771.80
COMMUNITY TOTAL	TOTAL	S	25872	1240 28	251 26	1491 54
		NS	70	252 85		252 85
		AS	25942	1493 13	251 26	1744 39
KUPARUK N 0.00						
(KUPARUK)						
BF- MARKAIR	TOTAL	S	0			
		NS	0	23 50		23 50
		AS	0	23 50		23 50
MCGRATH N 0.00						
(MCGRATH)						
BF—MARKAIR	TOTAL	S	3374	153 99	50 73	204 72
		NS	0	53 21		53 21
		AS	3374	207 20	50 73	257 93
HU—NORTHERN AIR CARGO	TOTAL	S	0	131 40	10 50	141 90
		NS	0	10		10
		AS	0	131 50	10 50	142 00
COMMUNITY TOTAL	TOTAL	S	3374	285 39	61 23	346 62

NOTE S Scheduled
NS Nonscheduled
AS All Service

TABLE 6—Continued
Enplaned Revenue Passengers, and Enplaned Revenue Tons of Freight and Mail By Type of Service, and By Air Carrier
12 Months Ended December 31, 1990

STATE OR U.S. AREA COMMUNITY (AIRPORT NAME) CARRIER HUB % OF ENPLANEMENTS	OPERATION	SERVICE	ENPLANED PASSENGERS	ENPLANED REVENUE TONS		
				FREIGHT	MAIL	TOTAL FREIGHT AND MAIL
ALASKA—Continued						
MCGRATH—Continued						
(MCGRATH)—Continued						
COMMUNITY TOTAL—Continued						
		NS	0	53.31		53.31
		AS	3374	338.70	61.23	399.93
MINCHUMINA N 0.00						
(MINCHUMINA)						
HU—NORTHERN AIR CARGO	TOTAL	S	0	119.20		119.20
		NS	0	119.20		119.20
		AS	0	238.40		238.40
NOME N 0.00						
(NOME)						
AS—ALASKA AIRLINES	TOTAL	S	27284	281.09	380.25	661.34
		NS	0			
		AS	27284	281.09	380.25	661.34
BF—MARKAIR	TOTAL	S	0	585.51	608.08	1193.59
		NS	158	43.98		43.98
		AS	158	629.49	608.08	1237.57
HU—NORTHERN AIR CARGO	TOTAL	S	0	175.00		175.00
		NS	0	5.30		5.30
		AS	0	180.30		180.30
COMMUNITY TOTAL	TOTAL	S	27284	1041.60	988.33	2029.93
		NS	158	49.28		49.28
		AS	27442	1090.88	988.33	2079.21
NUIQSUT N 0.00						
(NUIQSUT)						
NYAC N 0.00						
(NYAC)						
BF—MARKAIR	TOTAL	S	0	11.50		11.50
		NS	0			
		AS	0	11.50		11.50
PETERSBURG N 0.00						
(PETERSBURG APT/SP BASE)						
AS—ALASKA AIRLINES	TOTAL	S	14584	459.10	84.57	543.67
		NS	65			
		AS	14649	459.10	84.57	543.67
POINT HOPE N 0.00						
(POINT HOPE MUNI)						
BF—MARKAIR	TOTAL	S	0	3.27		3.27
		NS	0	29.33		29.33
		AS	0	32.60		32.60
COMMUNITY TOTAL	TOTAL	S	0	3.27		3.27
		NS	0	29.33		29.33
		AS	0	32.60		32.60
POINT LAY N 0.00						
(POINT LAY DEW STATION)						
HU—NORTHERN AIR CARGO	TOTAL	S	0	1.80		1.80
		NS	0			
		AS	0	1.80		1.80
PORT HEIDEN N 0.00						
(PORT HEIDEN)						
BF—MARKAIR	TOTAL	S	214	8.58	16.37	24.95
		NS	0			
		AS	214	8.58	16.37	24.95
HU—NORTHERN AIR CARGO	TOTAL	S	0	129.10		129.10
		NS	0	43.20		43.20
		AS	0	172.30		172.30
RV—REEVE ALEUTIAN	TOTAL	S	480	16.72	11.55	28.27
		NS	0			
		AS	480	16.72	11.55	28.27

NOTE S Scheduled
NS Nonscheduled
AS All Service

TABLE 6—Continued
Enplaned Revenue Passengers, and Enplaned Revenue Tons of Freight and Mail By Type of Service, and By Air Carrier
12 Months Ended December 31, 1990

STATE OR U.S. AREA / COMMUNITY / (AIRPORT NAME) / CARRIER / HUB % OF ENPLANEMENTS	OPERATION	SERVICE	ENPLANED PASSENGERS	ENPLANED REVENUE TONS		
				FREIGHT	MAIL	TOTAL FREIGHT AND MAIL
ALASKA—Continued						
PORT HEIDEN—Continued						
(PORT HEIDEN)—Continued						
COMMUNITY TOTAL	TOTAL	S	694	154.40	27.92	182.32
		NS	0	43.20		43.20
		AS	694	197.60	27 92	225.52
PORT MOLLER N 0.00						
(PORT MOLLER AFS)						
PRUDHOE BAY N 0.00						
(PRUDHOE BAY)						
AS—ALASKA AIRLINES	TOTAL	S	148	2.46		2.46
		NS	0			
		AS	148	2 46		2 46
RED DEVIL N 0.00						
(RED DEVIL)						
RED DOG N 0.00						
(RED DOG)						
BF—MARKAIR	TOTAL	S	0			
		NS	0	224.42		224 42
		AS	0	224.42		224 42
HU—NORTHERN AIR CARGO	TOTAL	S	0	64.00		64.00
		NS	0	10 00		10 00
		AS	0	74.00		74 00
COMMUNITY TOTAL	TOTAL	S	0	64.00		64 00
		NS	0	234.42		234.42
		AS	0	298.42		298.42
SAINT GEORGE N 0 00						
(SAINT GEORGE)						
BF—MARKAIR	TOTAL	S	0	5.76	1.85	7.61
		NS	0			
		AS	0	5.76	1.85	7.61
HU—NORTHERN AIR CARGO	TOTAL	S	0	39 40	4.50	43.90
		NS	0			
		AS	0	39.40	4.50	43.90
COMMUNITY TOTAL	TOTAL	S	0	45.16	6.35	51.51
		NS	0			
		AS	0	45.16	6 35	51 51
ST. MARYS N 0.00						
(ST MARYS AIRPORT)						
BF—MARKAIR	TOTAL	S	2819	231 33	101 26	332.59
		NS	0	11 67		11.67
		AS	2819	243.00	101.26	344.26
HU—NORTHERN AIR CARGO	TOTAL	S	0	665 80	29.02	694.82
		NS	0	53.40		53.40
		AS	0	719.20	29.02	748 22
COMMUNITY TOTAL	TOTAL	S	2819	897.13	130.28	1027 41
		NS	0	65 07		65.07
		AS	2819	962.20	130 28	1092 48
ST PAUL N 0.00						
(ST PAUL ISLAND)						
BF—MARKAIR	TOTAL	S	0	28.48	.48	28.96
		NS	0	7.05		7.05
		AS	0	35.53	48	36.01
HU—NORTHERN AIR CARGO	TOTAL	S	0	57 40	16.80	74.20
		NS	0			
		AS	0	57 40	16 80	74.20
RV—REEVE ALEUTIAN	TOTAL	S	4240	18.36	24 00	42.36
		NS	0			
		AS	4240	18 36	24 00	42 36
COMMUNITY TOTAL	TOTAL	S	4240	104 24	41 28	145 52
		NS	0	7 05		7 05

NOTE S = Scheduled
NS = Nonscheduled
AS = All Service

TABLE 6—Continued
Enplaned Revenue Passengers, and Enplaned Revenue Tons of Freight and Mail By Type of Service, and By Air Carrier
12 Months Ended December 31, 1990

STATE OR U.S. AREA / COMMUNITY / (AIRPORT NAME) / CARRIER / HUB % OF ENPLANEMENTS	OPERATION	SERVICE	ENPLANED PASSENGERS	ENPLANED REVENUE TONS		
				FREIGHT	MAIL	TOTAL FREIGHT AND MAIL
ALASKA—Continued						
ST PAUL—Continued						
(ST PAUL ISLAND)—Continued						
COMMUNITY TOTAL—Continued						
		AS	4240	111 29	41.28	152.57
SAND POINT N 0 00						
(SAND POINT MUNI)						
BF--MARKAIR	TOTAL	S	1282	16 18	16 28	32.46
		NS	0			
		AS	1282	16.18	16 28	32 46
RV—REEVE ALEUTIAN	TOTAL	S	2547	60 94	49 19	110.13
		NS	38			
		AS	2585	60.94	49.19	110.13
COMMUNITY TOTAL	TOTAL	S	3829	77.12	65 47	142.59
		NS	38			
		AS	3867	77 12	65 47	142.59
SHEMYA N 0 00						
(SHEMYA AFB)						
RV—REEVE ALEUTIAN	TOTAL	S	2945	115 31	131.47	246.78
		NS	2038	373 56	6 96	380.52
		AS	4983	488 87	138.43	627.30
SHISHMAREF N 0 00						
(SHISHMAREF)						
HU—NORTHERN AIR CARGO	TOTAL	S	0	1 30		1 30
		NS	0			
		AS	0	1 30		1 30
SITKA N 0 00						
(SITKA)						
AS—ALASKA AIRLINES	TOTAL	S	50870	1385 70	286 49	1672.19
		NS	136			
		AS	51006	1385 70	286.49	1672 19
HU—NORTHERN AIR CARGO	TOTAL	S	0		10 30	10 30
		NS	0		10.30	10.30
		AS	0		20 60	20 60
COMMUNITY TOTAL	TOTAL	S	50870	1385 70	296 79	1682 49
		NS	136		10 30	10 30
		AS	51006	1385 70	307 09	1692 79
SPARREVOHN N 0 00						
(SPARREVOHN)						
BF--MARKAIR	TOTAL	S	0			
		NS	0	264 00		264 00
		AS	0	264 00		264 00
HU--NORTHERN AIR CARGO	TOTAL	S	0	50		50
		NS	0	50		50
		AS	0	1 00		1 00
COMMUNITY TOTAL	TOTAL	S	0	50		50
		NS	0	264 50		264 50
		AS	0	265 00		265 00
TANANA N 0 00						
(RALPH M CALHOUN MEML)						
BF- MARKAIR	TOTAL	S	0	3 15		3 15
		NS	0			
		AS	0	3 15		3 15
HU-NORTHERN AIR CARGO	TOTAL	S	0	3 10		3 10
		NS	0	3 10		3 10
		AS	0	6 20		6 20
COMMUNITY TOTAL	TOTAL	S	0	6 25		6 25
		NS	0	3 10		3 10
		AS	0	9 35		9 35

NOTE: S - Scheduled
NS - Nonscheduled
A - Charter

TABLE 6—Continued
Enplaned Revenue Passengers, and Enplaned Revenue Tons of Freight and Mail By Type of Service, and By Air Carrier
12 Months Ended December 31, 1990

STATE OR U.S. AREA COMMUNITY (AIRPORT NAME) CARRIER HUB % OF ENPLANEMENTS	OPERATION	SERVICE	ENPLANED PASSENGERS	ENPLANED REVENUE TONS		
				FREIGHT	MAIL	TOTAL FREIGHT AND MAIL
ALASKA—Continued						
TATALINA N 0.00						
(TATALINA AFS)						
HU—NORTHERN AIR CARGO	TOTAL	S	0	12.80		12 80
		NS	0	15.90		15 90
		AS	0	28.70		28 70
TIN CITY N 0 00						
(TIN CITY AFS)						
BF—MARKAIR	TOTAL	S	0			
		NS	0	74.37		74 37
		AS	0	74 37		74 37
HU—NORTHERN AIR CARGO	TOTAL	S	0	4.90		4 90
		NS	0	4 90		4 90
		AS	0	9 80		9 80
COMMUNITY TOTAL	TOTAL	S	0	4 90		4 90
		NS	0	79 27		79 27
		AS	0	84 17		84 17
TOGIAK N 0 00						
(TOGIAK)						
HU—NORTHERN AIR CARGO	TOTAL	S	0	100 90		100 90
		NS	0			
		AS	0	100 90		100 90
UMNAK N 0 00						
(UMNAK AIRPORT)						
UNALAKLEET N 0 00						
(UNALAKLEET)						
BF—MARKAIR	TOTAL	S	3201	246 39	28 20	274 59
		NS	0	46 86		46 86
		AS	3201	293 25	28 20	321 45
HU—NORTHERN AIR CARGO	TOTAL	S	0	382 80	23 20	406 00
		NS	0	3 80		3 80
		AS	0	386 60	23 20	409 80
COMMUNITY TOTAL	TOTAL	S	3201	629 19	51 40	680 59
		NS	0	50 66		50 66
		AS	3201	679 85	51 40	731 25
UTOPIA N 0 00						
(INDIAN MOUNTAIN AFS)						
HU—NORTHERN AIR CARGO	TOTAL	S	0	1 10		1 10
		NS	0	1 10		1 10
		AS	0	2 20		2 20
VALDEZ N 0 00						
(VALDEZ MUNI)						
BF—MARKAIR	TOTAL	S	6902	10 36	3 88	14 24
		NS	0			
		AS	6902	10 36	3 88	14 24
COMMUNITY TOTAL	TOTAL	S	6902	10 36	3 88	14 24
		NS	0			
		AS	6902	10 36	3 88	14 24
WAINWRIGHT N 0 00						
(WAINWRIGHT)						
BF—MARKAIR	TOTAL	S	0	2 00		2 00
		NS	0	20 99		20 99
		AS	0	22 99		22 99
HU—NORTHERN AIR CARGO	TOTAL	S	0	55 20		55 20
		NS	0			
		AS	0	55 20		55 20
COMMUNITY TOTAL	TOTAL	S	0	55 20		55 20
		NS	0	20 99		20 99
		AS	0	78 19		78 19

NOTE S Scheduled
NS Non-scheduled
AS Air Service

TABLE 6—Continued
Enplaned Revenue Passengers, and Enplaned Revenue Tons of Freight and Mail By Type of Service, and By Air Carrier
12 Months Ended December 31, 1990

STATE OR U.S. AREA / COMMUNITY / (AIRPORT NAME) / CARRIER / HUB % OF ENPLANEMENTS	OPERATION	SERVICE	ENPLANED PASSENGERS	ENPLANED REVENUE TONS		
				FREIGHT	MAIL	TOTAL FREIGHT AND MAIL
ALASKA—Continued						
WALES N 0.00						
(WALES)						
HU—NORTHERN AIR CARGO	TOTAL	S	0	11.70		11.70
		NS	0	11.40		11.40
		AS	0	23.10		23.10
WRANGELL N 0.00						
(WRANGELL)						
AS—ALASKA AIRLINES	TOTAL	S	8439	286.28	67.84	354.12
		NS	0			
		AS	8439	286 28	67.84	354.12
HU—NORTHERN AIR CARGO	TOTAL	S	0	166 70		166.70
		NS	0	166 70		166.70
		AS	0	333.40		333.40
COMMUNITY TOTAL	TOTAL	S	8439	452.98	67.84	520.82
		NS	0	166.70		166.70
		AS	8439	619 68	67.84	687.52
YAKUTAT N 0.00						
(YAKUTAT)						
AS—ALASKA AIRLINES	TOTAL	S	8854	854 22	45.94	900.16
		NS	0			
		AS	8854	854.22	45 94	900 16
HU—NORTHERN AIR CARGO	TOTAL	S	0	2 70		2 70
		NS	0	2.70		2.70
		AS	0	5 40		5.40
COMMUNITY TOTAL	TOTAL	S	8854	856.92	45.94	902 86
		NS	0	2 70		2.70
		AS	8854	859 62	45.94	905 56
YANTARNI BAY N 0.00						
(YANTARNI BAY)						
BF—MARKAIR	TOTAL	S	0	9 31		9 31
		NS	0			
		AS	0	9 31		9 31
ARIZONA						
BULLHEAD CITY N 0 00						
(BULLHEAD CITY)						
FM—FEDERAL EXPRESS	TOTAL	S	0	18 69		18 69
		NS	0			
		AS	0	18 69		18 69
DOUGLAS N 0 00						
(BISBEE DOUGLAS INTERNATIONAL)						
FM—FEDERAL EXPRESS	TOTAL	S	0	50		50
		NS	0			
		AS	0	50		50
FLAGSTAFF N 0 00						
(PULLIAM)						
FM—FEDERAL EXPRESS	TOTAL	S	0	174 23		174 23
		NS	0			
		AS	0	174 23		174 23
HP—AMERICAN WEST	TOTAL	S	37307	4 96	38 47	43 43
		NS	0			
		AS	37307	4 96	38 47	43 43
COMMUNITY TOTAL	TOTAL	S	37307	179 19	38 47	217 66
		NS	0			
		AS	37307	179 19	38 47	217 66
GRAND CANYON N 0 00						
(GRAND CANYON NATL PARK)						
HP—AMERICAN WEST	TOTAL	S	13685	22 25	70	22 95
		NS	2332			
		AS	16017	22 25	70	22 95

Note: S — Scheduled
NS — Nonscheduled
AS — Air Service

TABLE 6—Continued
Enplaned Revenue Passengers, and Enplaned Revenue Tons of Freight and Mail By Type of Service, and By Air Carrier
12 Months Ended December 31, 1990

STATE OR U.S. AREA / COMMUNITY / (AIRPORT NAME) / CARRIER / HUB % OF ENPLANEMENTS	OPERATION	SERVICE	ENPLANED PASSENGERS	ENPLANED REVENUE TONS		
				FREIGHT	MAIL	TOTAL FREIGHT AND MAIL
ARIZONA—Continued						
LAKE HAVASU CITY N 0.00						
(LAKE HAVASU CITY)						
FM—FEDERAL EXPRESS	TOTAL	S	0	132.69		132.69
		NS	0			
		AS	0	132.69		132.69
PHOENIX L 2.45						
(PHOENIX SKY HARBOR INTL) 2.45						
AA—AMERICAN AIRLINES	TOTAL	S	537348	2763.10	1248.53	4011.63
		NS	148			
		AS	537496	2763.10	1248.53	4011.63
AS—ALASKA AIRLINES	TOTAL	S	162351	483.42	634.07	1117.49
		NS	633			
		AS	162984	483.42	634.07	1117.49
CO—CONTINENTAL	TOTAL	S	318248	494.00	1115.21	1609.21
		NS	2513			
		AS	320761	494.00	1115.21	1609.21
DL—DELTA AIR LINES	TOTAL	S	536981	1393.63	1858.72	3252.35
		NS	183			
		AS	537164	1393.63	1858.72	3252.35
EA—EASTERN AIR LINES	TOTAL	S	86430	820.14	178.88	999.02
		NS	0			
		AS	86430	820.14	178.88	999.02
FM—FEDERAL EXPRESS	TOTAL	S	0	15600.19		15600.19
		NS	0	1.00		1.00
		AS	0	15601.19		15601.19
HP—AMERICAN WEST	TOTAL	S	4901456	14118.23	10837.30	24955.53
		NS	14991			
		AS	4916447	14118.23	10837.30	24955.53
JH—AMERIJET INTERNATIONAL	TOTAL	S	0	6.03	1.24	7.27
		NS	0	20.19	.03	20.22
		AS	0	26.22	1.27	27.49
ML—MIDWAY AIRLINES	TOTAL	S	93067	198.16	464.50	662.66
		NS	0			
		AS	93067	198.16	464.50	662.66
NW—NORTHWEST AIRLINES	TOTAL	S	425887	1444.26	1352.92	2797.18
		NS	105			
		AS	425992	1444.26	1352.92	2797.18
TW—TRANS WORLD AIR	TOTAL	S	320741	1098.29	977.74	2076.03
		NS	0			
		AS	320741	1098.29	977.74	2076.03
UA—UNITED AIR LINES	TOTAL	S	470821	1353.30	1384.61	2737.91
		NS	507			
		AS	471328	1353.30	1384.61	2737.91
US—U S AIR	TOTAL	S	524537	1177.27	1636.29	2813.56
		NS	90			
		AS	524627	1177.27	1636.29	2813.56
WN—SOUTHWEST AIRLINES	TOTAL	S	2330336	1633.50	2122.81	3756.31
		NS	121			
		AS	2330457	1633.50	2122.81	3756.31
AIRPORT TOTAL	TOTAL	S	10708203	42583.52	23812.82	66396.34
		NS	19291	21.19	.03	21.22
		AS	10727494	42604.71	23812.85	66417.56
(LUKE AFB) 0.00						
COMMUNITY TOTAL BY CARRIER						
AA—AMERICAN AIRLINES	TOTAL	S	537348	2763.10	1248.53	4011.63
		NS	148			
		AS	537496	2763.10	1248.53	4011.63
AS—ALASKA AIRLINES	TOTAL	S	162351	483.42	634.07	1117.49
		NS	633			
		AS	162984	483.42	634.07	1117.49
CO—CONTINENTAL	TOTAL	S	318248	494.00	1115.21	1609.21

NOTE S Scheduled
NS Nonscheduled
AS All Service

TABLE 6—Continued
Enplaned Revenue Passengers, and Enplaned Revenue Tons of Freight and Mail By Type of Service, and By Air Carrier
12 Months Ended December 31, 1990

STATE OR U.S. AREA / COMMUNITY / (AIRPORT NAME) / CARRIER / HUB % OF ENPLANEMENTS	OPERATION	SERVICE	ENPLANED PASSENGERS	ENPLANED REVENUE TONS		
				FREIGHT	MAIL	TOTAL FREIGHT AND MAIL
ARIZONA—Continued						
PHOENIX—Continued						
(LUKE AFB)—Continued						
COMMUNITY TOTAL BY CARRIER—Continued						
		NS	2513			
		AS	320761	494 00	1115.21	1609.21
DL—DELTA AIR LINES	TOTAL	S	536981	1393 63	1858.72	3252.35
		NS	183			
		AS	537164	1393.63	1858.72	3252 35
EA—EASTERN AIR LINES	TOTAL	S	86430	820 14	178.88	999 02
		NS	0			
		AS	86430	820 14	178 88	999.02
FM—FEDERAL EXPRESS	TOTAL	S	0	15600 19		15600 19
		NS	0	1 00		1 00
		AS	0	15601 19		15601 19
HP—AMERICAN WEST	TOTAL	S	4901456	14118 23	10637 30	24955 53
		NS	14991			
		AS	4916447	14118 23	10637 30	24955 53
JH—AMERIJET INTERNATIONAL	TOTAL	S	0	6 03	1 24	7 27
		NS	0	20 19	03	20 22
		AS	0	26 22	1 27	27 49
ML—MIDWAY AIRLINES	TOTAL	S	93067	198 16	464 50	662 66
		NS	0			
		AS	93067	198 16	464 50	662 66
NW—NORTHWEST AIRLINES	TOTAL	S	425887	1444 26	1352 92	2797 18
		NS	105			
		AS	425992	1444 26	1352 92	2797 18
TW—TRANS WORLD AIR	TOTAL	S	320741	1098 29	977 74	2076 03
		NS	0			
		AS	320741	1098 29	977 74	2076 03
UA—UNITED AIR LINES	TOTAL	S	470821	1353 30	1384 61	2737 91
		NS	507			
		AS	471328	1353 30	1384 61	2737 91
US—U S AIR	TOTAL	S	524537	1177 27	1636 29	2813 56
		NS	90			
		AS	524627	1177 27	1636 29	2813 56
WN—SOUTHWEST AIRLINES	TOTAL	S	2330336	1633 50	2122 81	3756 31
		NS	121			
		AS	2330457	1633 50	2122 81	3756 31
COMMUNITY TOTAL	TOTAL	S	10706203	42583 52	23812 82	66396 34
		NS	19291	21 19	03	21 22
		AS	10727494	42604 71	23812 85	66417 56
PRESCOTT	N 0.00					
(PRESCOTT MUN)						
FM—FEDERAL EXPRESS	TOTAL	S	0	106 40		106 40
		NS	0			
		AS	0	106 40		106 40
TUCSON	M 0.29					
(TUCSON INTL)						
AA—AMERICAN AIRLINES	TOTAL	S	247789	257 29	659 93	917 22
		NS	0			
		AS	247789	257 29	659 93	917 22
AS—ALASKA AIRLINES	TOTAL	S	40631	34 66	144 18	178 84
		NS	216			
		AS	40847	34 66	144 18	178 84
CO—CONTINENTAL	TOTAL	S	93321	217 95	316 83	534 78
		NS	149			
		AS	93470	217 95	316 83	534 78
DL—DELTA AIR LINES	TOTAL	S	191603	204 10	620 94	825 04
		NS	285			
		AS	191888	204 10	620 94	825 04
FM—FEDERAL EXPRESS	TOTAL	S	0	2501 55		2501 55

NOTE S Scheduled
NS Nonscheduled
AS Air Service

TABLE 6—Continued
Enplaned Revenue Passengers, and Enplaned Revenue Tons of Freight and Mail By Type of Service, and By Air Carrier
12 Months Ended December 31, 1990

STATE OR U.S. AREA COMMUNITY (AIRPORT NAME) CARRIER HUB % OF ENPLANEMENTS	OPERATION	SERVICE	ENPLANED PASSENGERS	ENPLANED REVENUE TONS		
				FREIGHT	MAIL	TOTAL FREIGHT AND MAIL
ARIZONA—Continued						
TUCSON—Continued						
(TUCSON INTL)—Continued						
		NS	0			
		AS	0	2501.55		2501 55
HP—AMERICAN WEST	TOTAL	S	330464	190.47	174 99	365 46
		NS	1735			
		AS	332199	190.47	174.99	365.46
NW—NORTHWEST AIRLINES	TOTAL	S	54761	44.21	92.45	136.66
		NS	0			
		AS	54761	44.21	92 45	136.66
OE—WESTAIR AIRLINES	TOTAL	S	13819			
		NS	0			
		AS	13819			
TW—TRANS WORLD AIR	TOTAL	S	75336	59.46	160 68	220 14
		NS	137			
		AS	75473	59.46	160 68	220.14
UA—UNITED AIR LINES	TOTAL	S	72784	40.07	135.25	175 32
		NS	0			
		AS	72784	40.07	135.25	175 32
US—U.S AIR	TOTAL	S	140479	159.71	434.81	594.52
		NS	0			
		AS	140479	159.71	434.81	594.52
COMMUNITY TOTAL	TOTAL	S	1260987	3709 47	2740.06	6449 53
		NS	2522			
		AS	1263509	3709.47	2740.06	6449.53
YUMA N 0.00						
(INTERNATIONAL)						
FF—TOWER AIR	TOTAL	S	0			
		NS	468			
		AS	468			
FM—FEDERAL EXPRESS	TOTAL	S	0	108.15		108 15
		NS	0			
		AS	0	108.15		108 15
HP—AMERICAN WEST	TOTAL	S	33067	12.63	2.70	15 33
		NS	0			
		AS	33067	12.63	2 70	15 33
COMMUNITY TOTAL	TOTAL	S	33067	120 78	2.70	123 48
		NS	468			
		AS	33535	120 78	2 70	123 48
ARKANSAS						
BLYTHEVILLE N 0 00						
(BLYTHEVILLE AFB)						
FAYETTEVILLE N 0 00						
(DRAKE FLD)						
FM—FEDERAL EXPRESS	TOTAL	S	0	05		05
		NS	0			
		AS	0	05		05
FORT SMITH N 0 00						
(FORT SMITH MUNI)						
FF—TOWER AIR	TOTAL	S	0			
		NS	938			
		AS	938			
FM—FEDERAL EXPRESS	TOTAL	S	0	14.39		14 39
		NS	758			
		AS	758	14 39		14 39
COMMUNITY TOTAL	TOTAL	S	0	14 39		14 39
		NS	1696			
		AS	1696	14 39		14 39

NOTE S Scheduled
NS Nonscheduled
AS All Service

TABLE 6—Continued
Enplaned Revenue Passengers, and Enplaned Revenue Tons of Freight and Mail By Type of Service, and By Air Carrier
12 Months Ended December 31, 1990

STATE OR U.S. AREA COMMUNITY (AIRPORT NAME) CARRIER HUB % OF ENPLANEMENTS	OPERATION	SERVICE	ENPLANED PASSENGERS	ENPLANED REVENUE TONS		
				FREIGHT	MAIL	TOTAL FREIGHT AND MAIL
ARKANSAS—Continued						
JACKSONVILLE N 0.00						
(LITTLE ROCK AFB)						
LITTLE ROCK S 0.22						
(ADAMS FIELD)						
AA—AMERICAN AIRLINES	TOTAL	S	219123	142.38	522.07	664.45
		NS	0			
		AS	219123	142.38	522.07	664.45
DL—DELTA AIR LINES	TOTAL	S	267968	471.78	1430.31	1902.09
		NS	0			
		AS	267968	471.78	1430.31	1902.09
FM—FEDERAL EXPRESS	TOTAL	S	0	36.90		36.90
		NS	0			
		AS	0	36.90		36.90
JE—EXPRESS ONE	TOTAL	S	0	03		.03
		NS	90			
		AS	90	.03		.03
NW—NORTHWEST AIRLINES	TOTAL	S	59731	46.45	373.56	420.01
		NS	0			
		AS	59731	46 45	373.56	420.01
TW—TRANS WORLD AIR	TOTAL	S	95796	66.63	396.26	462 89
		NS	0			
		AS	95796	66 63	396.26	462 89
UA—UNITED AIR LINES.	TOTAL	S	57522	107.24	792.66	899.90
		NS	0			
		AS	57522	107.24	792.66	899.90
WN—SOUTHWEST AIRLINES	TOTAL	S	250190	46.84	102.06	148.90
		NS	120			
		AS	250310	46.84	102.06	148.90
COMMUNITY TOTAL	TOTAL	S	950330	918.25	3616.92	4535.17
		NS	210			
		AS	950540	918 25	3616.92	4535 17
SPRINGDALE N 0 00						
(SPRINGDALE MUNICIPAL)						
FM—FEDERAL EXPRESS	TOTAL	S	0	11.05		11.05
		NS	0			
		AS	0	11.05		11 05
CALIFORNIA						
BAKERSFIELD N 0.00						
(INYOKERN-KERN COUNTY AIRPORT) 0 00						
FM—FEDERAL EXPRESS	TOTAL	S	0	89.92		89.92
		NS	0			
		AS	0	89.92		89.92
(MEADOWS FIELD) 0 00						
AA—AMERICAN AIRLINES	TOTAL	S	50632	32.24	134.89	167.13
		NS	0			
		AS	50632	32.24	134.89	167 13
FM—FEDERAL EXPRESS	TOTAL	S	0	180 69		180.69
		NS	0			
		AS	0	180 69		180 69
HP—AMERICAN WEST	TOTAL	S	15251	2.16	13.71	15.87
		NS	0			
		AS	15251	2 16	13 71	15.87
OE—WESTAIR AIRLINES	TOTAL	S	34984			
		NS	0			
		AS	34984			
AIRPORT TOTAL	TOTAL	S	100867	215 09	148 60	363 69
		NS	0			
		AS	100867	215.09	148 60	363 69
COMMUNITY TOTAL BY CARRIER						
AA—AMERICAN AIRLINES.	TOTAL	S	50632	32.24	134 89	167 13

NOTE S Scheduled
NS Nonscheduled
AS All Service

TABLE 6—Continued
Enplaned Revenue Passengers, and Enplaned Revenue Tons of Freight and Mail By Type of Service, and By Air Carrier
12 Months Ended December 31, 1990

STATE OR U.S. AREA / COMMUNITY / (AIRPORT NAME) / CARRIER / HUB % OF ENPLANEMENTS	OPERATION	SERVICE	ENPLANED PASSENGERS	ENPLANED REVENUE TONS		
				FREIGHT	MAIL	TOTAL FREIGHT AND MAIL
CALIFORNIA—Continued						
BAKERSFIELD—Continued						
(MEADOWS FIELD)—Continued						
COMMUNITY TOTAL BY CARRIER—Continued						
		NS	0			
		AS	50632	32.24	134.89	167.13
FM—FEDERAL EXPRESS	TOTAL	S	0	270.61		270.61
		NS	0			
		AS	0	270.61		270.61
HP—AMERICAN WEST	TOTAL	S	15251	2.16	13.71	15.87
		NS	0			
		AS	15251	2.16	13.71	15.87
OE—WESTAIR AIRLINES	TOTAL	S	34984			
		NS	0			
		AS	34984			
COMMUNITY TOTAL	TOTAL	S	100867	305.01	148.60	453.61
		NS	0			
		AS	100867	305.01	148.60	453.61
BIG BEAR N 0.00						
(BIG BEAR CITY)						
OE—WESTAIR AIRLINES	TOTAL	S	2015			
		NS	0			
		AS	2015			
BISHOP N 0.00						
(BISHOP)						
FM—FEDERAL EXPRESS	TOTAL	S	0	.39		.39
		NS	0			
		AS	0	.39		.39
CHICO N 0.00						
(CHICO MUNI)						
FM—FEDERAL EXPRESS	TOTAL	S	0	204.44		204.44
		NS	0			
		AS	0	204.44		204.44
OE—WESTAIR AIRLINES	TOTAL	S	11049			
		NS	0			
		AS	11049			
COMMUNITY TOTAL	TOTAL	S	11049	204.44		204.44
		NS	0			
		AS	11049	204.44		204.44
CLEAR LAKE N 0.00						
(PEARCE FIELD)						
FM—FEDERAL EXPRESS	TOTAL	S	0	.23		.23
		NS	0			
		AS	0	23		.23
CLOVERDALE N 0.00						
(CLOVERDALE MUNICIPAL)						
FM—FEDERAL EXPRESS	TOTAL	S	0	2.39		2.39
		NS	0			
		AS	0	2.39		2.39
CRESCENT CITY N 0.00						
(JACK MC NAMARA FIELD)						
FM—FEDERAL EXPRESS	TOTAL	S	0	14.80		14.80
		NS	0			
		AS	0	14.80		14.80
OE—WESTAIR AIRLINES	TOTAL	S	2497			
		NS	0			
		AS	2497			
COMMUNITY TOTAL	TOTAL	S	2497	14.80		14.80
		NS	0			
		AS	2497	14.80		14.80

NOTE S - Scheduled
NS - Nonscheduled
AS - All Service

TABLE 6—Continued
Enplaned Revenue Passengers, and Enplaned Revenue Tons of Freight and Mail By Type of Service, and By Air Carrier
12 Months Ended December 31, 1990

STATE OR U.S. AREA / COMMUNITY / (AIRPORT NAME) / CARRIER / HUB % OF ENPLANEMENTS	OPERATION	SERVICE	ENPLANED PASSENGERS	ENPLANED REVENUE TONS		
				FREIGHT	MAIL	TOTAL FREIGHT AND MAIL
CALIFORNIA—Continued						
EL CENTRO N 0.00						
(IMPERIAL COUNTY)						
FM—FEDERAL EXPRESS	TOTAL	S	0	220.79		220.79
		NS	0			
		AS	0	220.79		220.79
EUREKA/ARCATA N 0.00						
(ARCATA) 0.00						
FM—FEDERAL EXPRESS	TOTAL	S	0	1.94		1.94
		NS	0			
		AS	0	1 94		1.94
OE—WESTAIR AIRLINES	TOTAL	S	53515			
		NS	0			
		AS	53515			
AIRPORT TOTAL	TOTAL	S	53515	1.94		1.94
		NS	0			
		AS	53515	1 94		1 94
(MURRAY FIELD) 0.00						
FM—FEDERAL EXPRESS	TOTAL	S	0	167 29		167.29
		NS	0			
		AS	0	167.29		167.29
COMMUNITY TOTAL BY CARRIER						
FM—FEDERAL EXPRESS	TOTAL	S	0	169.23		169.23
		NS	0			
		AS	0	169.23		169.23
OE—WESTAIR AIRLINES	TOTAL	S	53515			
		NS	0			
		AS	53515			
COMMUNITY TOTAL	TOTAL	S	53515	169 23		169.23
		NS	0			
		AS	53515	169.23		169.23
FAIRFIELD N 0 00						
(TRAVIS AFB)						
JW—ARROW AIR	TOTAL	S	0	377.20		377.20
		NS	0	377 20		377.20
		AS	0	754 40		754 40
FRESNO S 0.09						
(FRESNO AIR TERMINAL)						
AA—AMERICAN AIRLINES	TOTAL	S	23786	11.24	65 19	76 43
		NS	0			
		AS	23786	11.24	65.19	76 43
DL—DELTA AIR LINES	TOTAL	S	81986	371.15	423.41	794.56
		NS	84			
		AS	82070	371.15	423 41	794 56
FM—FEDERAL EXPRESS	TOTAL	S	0	330.72		330 72
		NS	0			
		AS	0	330.72		330.72
HP—AMERICAN WEST	TOTAL	S	59671	43.85	93.29	137 14
		NS	376			
		AS	60047	43 85	93.29	137 14
OE—WESTAIR AIRLINES	TOTAL	S	136282			
		NS	0			
		AS	136282			
UA—UNITED AIR LINES	TOTAL	S	63471	100.84	199.26	300.10
		NS	0			
		AS	63471	100.84	199 26	300.10
US—U.S AIR	TOTAL	S	27786	29.32	182 04	211.36
		NS	0			
		AS	27786	29 32	182.04	211 36
COMMUNITY TOTAL	TOTAL	S	392982	887 12	963.19	1850 31
		NS	460			
		AS	393442	887 12	963 19	1850.31

NOTE S Scheduled
NS Nonscheduled
AS All Service

TABLE 6—Continued
Enplaned Revenue Passengers, and Enplaned Revenue Tons of Freight and Mail By Type of Service, and By Air Carrier
12 Months Ended December 31, 1990

STATE OR U.S. AREA / COMMUNITY / (AIRPORT NAME) / CARRIER / HUB % OF ENPLANEMENTS	OPERATION	SERVICE	ENPLANED PASSENGERS	ENPLANED REVENUE TONS		
				FREIGHT	MAIL	TOTAL FREIGHT AND MAIL
CALIFORNIA—Continued						
GRASS VALLEY N 0.00						
(NEVADA COUNTY)						
FM—FEDERAL EXPRESS	TOTAL	S	0	55		55
		NS	0			
		AS	0	55		55
INDIO/PALM SPRINGS S 0.06						
(PALM SPRINGS MUNI)						
AA—AMERICAN AIRLINES	TOTAL	S	108342	50.91	11.45	62.36
		NS	100			
		AS	108442	50.91	11.45	62.36
AS—ALASKA AIRLINES	TOTAL	S	56304	45.92	.03	45.95
		NS	50			
		AS	56354	45.92	.03	45.95
DL—DELTA AIR LINES	TOTAL	S	10302	5.20		5.20
		NS	0			
		AS	10302	5.20		5.20
HP—AMERICAN WEST	TOTAL	S	37969	8.70	.05	8.75
		NS	289			
		AS	38258	8.70	.05	8.75
OE—WESTAIR AIRLINES	TOTAL	S	46338			
		NS	0			
		AS	46338			
TW—TRANS WORLD AIR	TOTAL	S	26680	10.45	42.97	53.42
		NS	0			
		AS	26680	10.45	42.97	53.42
UA—UNITED AIR LINES	TOTAL	S	43561	15.30		15.30
		NS	21			
		AS	43582	15.30		15.30
US—U S AIR	TOTAL	S	23338	14.94	.18	15.12
		NS	0			
		AS	23338	14.94	.18	15.12
COMMUNITY TOTAL	TOTAL	S	352834	151.42	54.68	206.10
		NS	460			
		AS	353294	151.42	54.68	206.10
LAKEPORT N 0.00						
(LAMPSON)						
FM—FEDERAL EXPRESS	TOTAL	S	0	2.10		2.10
		NS	0			
		AS	0	2.10		2.10
LAKE TAHOE N 0.00						
(LAKE TAHOE)						
AA—AMERICAN AIRLINES	TOTAL	S	42593	71		71
		NS	0			
		AS	42593	71		71
LOS ANGELES/BURBNK/LNG.BCH L 5.25						
(HOLLYWOOD-BURBANK) 0.39						
AA—AMERICAN AIRLINES	TOTAL	S	140920	138.56	641.03	779.59
		NS	0			
		AS	140920	138.56	641.03	779.59
AS—ALASKA AIRLINES	TOTAL	S	96691	155.13	363.51	518.64
		NS	136			
		AS	96827	155.13	363.51	518.64
DL—DELTA AIR LINES	TOTAL	S	39766	93.43	161.64	255.07
		NS	0			
		AS	39766	93.43	161.64	255.07
FM—FEDERAL EXPRESS	TOTAL	S	0	4824.32		4824.32
		NS	0			
		AS	0	4824.32		4824.32
HP—AMERICAN WEST	TOTAL	S	253965	277.61	105.98	383.59
		NS	1087			
		AS	255052	277.61	105.98	383.59

NOTE S Scheduled
NS Nonscheduled
AS All Service

TABLE 6—Continued
Enplaned Revenue Passengers, and Enplaned Revenue Tons of Freight and Mail By Type of Service, and By Air Carrier
12 Months Ended December 31, 1990

STATE OR U.S. AREA / COMMUNITY / (AIRPORT NAME) / CARRIER / HUB % OF ENPLANEMENTS	OPERATION	SERVICE	ENPLANED PASSENGERS	ENPLANED REVENUE TONS		
				FREIGHT	MAIL	TOTAL FREIGHT AND MAIL
CALIFORNIA—Continued						
LOS ANGELES/BURBNK/LNG.BCH—Continued						
(HOLLYWOOD-BURBANK)—Continued						
OE—WESTAIR AIRLINES	TOTAL	S	28688			
		NS	0			
		AS	28688			
TW—TRANS WORLD AIR	TOTAL	S	14694	6.81		6.81
		NS	0			
		AS	14694	6.81		6.81
UA—UNITED AIR LINES	TOTAL	S	232687	246.87	393.11	639.98
		NS	0			
		AS	232687	246.87	393.11	639.98
US—U.S. AIR	TOTAL	S	568701	615.51	7.97	623.48
		NS	0			
		AS	568701	615.51	7.97	623.48
WN—SOUTHWEST AIRLINES	TOTAL	S	321404	56.40		56.40
		NS	0			
		AS	321404	56.40		56.40
AIRPORT TOTAL	TOTAL	S	1697516	6414.64	1673.24	8087.88
		NS	1223			
		AS	1698739	6414.64	1673.24	8087.88
(LONG BEACH) 0.16						
AA—AMERICAN AIRLINES	TOTAL	S	128764	115.51	115.55	231.06
		NS	0			
		AS	128764	115.51	115.55	231.06
AS—ALASKA AIRLINES	TOTAL	S	203490	199.80	315.32	515.12
		NS	635			
		AS	204125	199.80	315.32	515.12
CO—CONTINENTAL	TOTAL	S	22302	13.96	96.20	110.16
		NS	0			
		AS	22302	13.96	96.20	110.16
DL—DELTA AIR LINES	TOTAL	S	53360	35.01	132.44	167.45
		NS	0			
		AS	53360	35.01	132.44	167.45
FM—FEDERAL EXPRESS	TOTAL	S	0	7324.11		7324.11
		NS	0			
		AS	0	7324.11		7324.11
HP—AMERICAN WEST	TOTAL	S	139955	12.75	.04	12.79
		NS	552			
		AS	140507	12.75	.04	12.79
OE—WESTAIR AIRLINES	TOTAL	S	12661			
		NS	0			
		AS	12661			
TW—TRANS WORLD AIR	TOTAL	S	8995	10.86	30.93	41.79
		NS	0			
		AS	8995	10.86	30.93	41.79
UA—UNITED AIR LINES	TOTAL	S	108849	124.54	238.23	362.77
		NS	149			
		AS	108998	124.54	238.23	362.77
US—U.S. AIR	TOTAL	S	13283	1.44	1.25	2.69
		NS	0			
		AS	13283	1.44	1.25	2.69
AIRPORT TOTAL	TOTAL	S	691659	7837.98	929.96	8767.94
		NS	1336			
		AS	692995	7837.98	929.96	8767.94
(LOS ANGELES INTERNATIONAL) 4.20						
AA—AMERICAN AIRLINES	TOTAL	S	2658105	29572.62	9631.13	39203.75
		NS	362			
		AS	2658467	29572.62	9631.13	39203.75
AP—ASPEN AIRWAYS	TOTAL	S	10812			
		NS	70			
		AS	10882			

NOTE S Scheduled
NS Nonscheduled
AS All Service

TABLE 6—Continued
Enplaned Revenue Passengers, and Enplaned Revenue Tons of Freight and Mail By Type of Service, and By Air Carrier
12 Months Ended December 31, 1990

STATE OR U.S. AREA / COMMUNITY / (AIRPORT NAME) / CARRIER / HUB % OF ENPLANEMENTS	OPERATION	SERVICE	ENPLANED PASSENGERS	ENPLANED REVENUE TONS		
				FREIGHT	MAIL	TOTAL FREIGHT AND MAIL
CALIFORNIA—Continued						
LOS ANGELES/BURBNK/LNG.BCH—Continued						
(LOS ANGELES INTERNATIONAL)—Continued						
AS—ALASKA AIRLINES	TOTAL	S	320155	1885.06	1182.28	3067.34
		NS	751			
		AS	320906	1885.06	1182.28	3067.34
CO—CONTINENTAL	TOTAL	S	1214956	20508.55	5564.99	26073.54
		NS	95308			
		AS	1310264	20508.55	5564.99	26073.54
DL—DELTA AIR LINES	TOTAL	S	3160199	38273.37	12466.02	50739.39
		NS	2211			
		AS	3162410	38273.37	12466.02	50739.39
EA—EASTERN AIR LINES	TOTAL	S	325913	1508.75	2795.10	4303.85
		NS	494			
		AS	326407	1508.75	2795 10	4303.85
FF—TOWER AIR	TOTAL	S	0			
		NS	126			
		AS	126			
FM—FEDERAL EXPRESS	TOTAL	S	0	118943.04	3618.10	122561.14
		NS	47916	577.85		577.85
		AS	47916	119520.89	3618.10	123138.99
HA—HAWAIIAN AIRLINES	TOTAL	S	134355	554.30	288.54	842.84
		NS	11313			
		AS	145668	554.30	288 54	842.84
HP—AMERICAN WEST	TOTAL	S	876180	4794.18	1144 51	5938.69
		NS	1442			
		AS	877622	4794.18	1144.51	5938.69
JH—AMERIJET INTERNATIONAL	TOTAL	S	0	18.21	.18	18.39
		NS	0	6.11	.13	6.24
		AS	0	24.32	.31	24.63
JW—ARROW AIR	TOTAL	S	0	26.20		26.20
		NS	0	26.20		26.20
		AS	0	52 40		52.40
MG—MGM GRAND AIR	TOTAL	S	17998	168 37	223.55	391.92
		NS	1045			
		AS	19043	168.37	223.55	391.92
ML—MIDWAY AIRLINES	TOTAL	S	138755	780.20	557.15	1337.35
		NS	0			
		AS	138755	780.20	557 15	1337.35
NW—NORTHWEST AIRLINES	TOTAL	S	1167519	26422.96	6777.63	33200.59
		NS	333	80.23		80.23
		AS	1167852	26503 19	6777 63	33280.82
OE—WESTAIR AIRLINES	TOTAL	S	236241			
		NS	0			
		AS	236241			
PA—PAN AMERICAN	TOTAL	S	852615	22245.90	2971.52	25217.42
		NS	2201			
		AS	854816	22245.90	2971 52	25217.42
TW—TRANS WORLD AIR	TOTAL	S	832992	16589.93	5069.33	21659.31
		NS	10202			
		AS	843194	16589 93	5069 38	21659.31
UA—UNITED AIR LINES	TOTAL	S	3236554	55156.74	13491.02	68647.76
		NS	4457			
		AS	3241011	55156.74	13491.02	68647 76
US—U.S. AIR	TOTAL	S	2211146	9192 51	4728.66	13921.17
		NS	5131			
		AS	2216277	9192 51	4728 66	13921.17
VK—ZANTOP INTL AIRLINES	TOTAL	S	0	21 00		21.00
		NS	0			
		AS	0	21.00		21 00
WN—SOUTHWEST AIRLINES	TOTAL	S	837123	1779.55	944 56	2724 11
		NS	189			

NOTE S - Scheduled
NS Nonscheduled
AS All Service

TABLE 6—Continued
Enplaned Revenue Passengers, and Enplaned Revenue Tons of Freight and Mail By Type of Service, and By Air Carrier
12 Months Ended December 31, 1990

STATE OR U.S. AREA / COMMUNITY / (AIRPORT NAME) / CARRIER / HUB % OF ENPLANEMENTS	OPERATION	SERVICE	ENPLANED PASSENGERS	ENPLANED REVENUE TONS		
				FREIGHT	MAIL	TOTAL FREIGHT AND MAIL
CALIFORNIA—Continued						
LOS ANGELES/BURBNK/LNGBCH—Continued						
(LOS ANGELES INTERNATIONAL)—Continued						
		AS	837312	1779.55	944.56	2724.11
YB—TRANS CONTINENTAL	TOTAL	S	0	101 33		101.33
		NS	0			
		AS	0	101.33		101 33
YX—MIDWEST EXPRESS	TOTAL	S	22887	248.01	134.39	382.40
		NS	0			
		AS	22887	248 01	134 39	382 40
9R—ROSENBALM AVATION	TOTAL	S	0	1467 47		1467 47
		NS	0	1874.86		1874.86
		AS	0	3342.33		3342 33
AIRPORT TOTAL	TOTAL	S	18254505	350258 25	71588 71	421846 96
		NS	183551	2565.25	.13	2565 38
		AS	18438056	352823 50	71588 84	424412 34
(ORANGE COUNTY) 0 50						
AA—AMERICAN AIRLINES	TOTAL	S	725718	474.49	161.67	636 16
		NS	0			
		AS	725718	474 49	161 67	636 16
AS—ALASKA AIRLINES	TOTAL	S	78937	93 83		93 83
		NS	0			
		AS	78937	93 83		93 83
CO—CONTINENTAL	TOTAL	S	155845	50	2 89	3 39
		NS	4680			
		AS	160525	50	2 89	3 39
DL—DELTA AIR LINES	TOTAL	S	133874	136.07	19	136 26
		NS	0			
		AS	133874	136 07	19	136.26
HP—AMERICAN WEST	TOTAL	S	271048	130 26	2 22	132 48
		NS	85			
		AS	271133	130 26	2 22	132 48
ML—MIDWAY AIRLINES	TOTAL	S	16047	05		05
		NS	0			
		AS	16047	05		05
NW—NORTHWEST AIRLINES	TOTAL	S	136526	24 73	4 57	29 30
		NS	0			
		AS	136526	24 73	4.57	29 30
OE—WESTAIR AIRLINES	TOTAL	S	118999			
		NS	0			
		AS	118999			
TW—TRANS WORLD AIR	TOTAL	S	47861	8 13	55	8 68
		NS	0			
		AS	47861	8 13	55	8.68
UA—UNITED AIR LINES	TOTAL	S	121667	26 75	1 00	27 75
		NS	0			
		AS	121667	26.75	1 00	27 75
US—U S AIR	TOTAL	S	392413	268.81	85	269 66
		NS	0			
		AS	392413	268 81	85	269 66
AIRPORT TOTAL	TOTAL	S	2198935	1163 62	173 94	1337 56
		NS	4765			
		AS	2203700	1163 62	173 94	1337 56
COMMUNITY TOTAL BY CARRIER						
AA—AMERICAN AIRLINES	TOTAL	S	3653507	30301 18	10549 38	40850 56
		NS	362			
		AS	3653869	30301 18	10549 38	40850 56
AP—ASPEN AIRWAYS	TOTAL	S	10812			
		NS	70			
		AS	10882			
AS—ALASKA AIRLINES	TOTAL	S	699273	2333 82	1861 11	4194 93
		NS	1522			

NOTE S Scheduled
NS Nonscheduled
AS All Service

TABLE 6—Continued
Enplaned Revenue Passengers, and Enplaned Revenue Tons of Freight and Mail By Type of Service, and By Air Carrier
12 Months Ended December 31, 1990

STATE OR U.S. AREA / COMMUNITY / (AIRPORT NAME) / CARRIER / HUB % OF ENPLANEMENTS	OPERATION	SERVICE	ENPLANED PASSENGERS	ENPLANED REVENUE TONS		
				FREIGHT	MAIL	TOTAL FREIGHT AND MAIL
CALIFORNIA—Continued						
LOS ANGELES/BURBNK/LNG.BCH—Continued						
(ORANGE COUNTY)—Continued						
COMMUNITY TOTAL BY CARRIER—Continued						
		AS	700795	2333.82	1861.11	4194.93
CO—CONTINENTAL	TOTAL	S	1393103	20523 01	5664 08	26187 09
		NS	99988			
		AS	1493091	20523.01	5664 08	26187 09
DL—DELTA AIR LINES	TOTAL	S	3387199	38537.88	12760 29	51298 17
		NS	2211			
		AS	3389410	38537 88	12760.29	51298 17
EA—EASTERN AIR LINES	TOTAL	S	325913	1508 75	2795 10	4303 65
		NS	494			
		AS	326407	1508.75	2795 10	4303 85
FF—TOWER AIR	TOTAL	S	0			
		NS	126			
		AS	126			
FM—FEDERAL EXPRESS	TOTAL	S	0	131091.47	3618 10	134709 57
		NS	47916	577 85		577 85
		AS	47916	131669 32	3618 10	135287 42
HA—HAWAIIAN AIRLINES	TOTAL	S	134355	554.30	288 54	842 84
		NS	11313			
		AS	145668	554 30	288 54	842 84
HP—AMERICAN WEST	TOTAL	S	1541148	5214 80	1252 75	6467.55
		NS	3166			
		AS	1544314	5214 80	1252 75	6467 55
JH—AMERIJET INTERNATIONAL	TOTAL	S	0	18 21	18	18 39
		NS	0	6 11	13	6 24
		AS	0	24 32	31	24 63
JW—ARROW AIR	TOTAL	S	0	26 20		26 20
		NS	0	26 20		26 20
		AS	0	52 40		52 40
MG—MGM GRAND AIR	TOTAL	S	17998	168 37	223.55	391 92
		NS	1045			
		AS	19043	168 37	223 55	391 92
ML—MIDWAY AIRLINES	TOTAL	S	154802	780 25	557 15	1337 40
		NS	0			
		AS	154802	780.25	557 15	1337 40
NW—NORTHWEST AIRLINES	TOTAL	S	1304045	26447 69	6782 20	33229 89
		NS	333	80.23		80 23
		AS	1304378	26527 92	6782 20	33310 12
OE—WESTAIR AIRLINES	TOTAL	S	396589			
		NS	0			
		AS	396589			
PA—PAN AMERICAN	TOTAL	S	852615	22245 90	2971 52	25217.42
		NS	2201			
		AS	854816	22245 90	2971.52	25217 42
TW—TRANS WORLD AIR	TOTAL	S	904542	16615 73	5100.86	21716 59
		NS	10202			
		AS	914744	16615 73	5100 86	21716 59
UA—UNITED AIR LINES	TOTAL	S	3699757	55554 90	14123 36	69678 26
		NS	4606			
		AS	3704363	55554 90	14123 36	69678.26
US—U S AIR	TOTAL	S	3185543	10078 27	4738 73	14817 00
		NS	5131			
		AS	3190674	10078 27	4738 73	14817 00
VK—ZANTOP INTL AIRLINES	TOTAL	S	0	21 00		21 00
		NS	0			
		AS	0	21 00		21 00
WN—SOUTHWEST AIRLINES	TOTAL	S	1158527	1835 95	944 56	2780 51
		NS	189			
		AS	1158716	1835 95	944 56	2780 51

NOTE S Scheduled
NS Nonscheduled
AS All Service

TABLE 6—Continued
Enplaned Revenue Passengers, and Enplaned Revenue Tons of Freight and Mail By Type of Service, and By Air Carrier
12 Months Ended December 31, 1990

STATE OR U.S. AREA COMMUNITY (AIRPORT NAME) CARRIER HUB % OF ENPLANEMENTS	OPERATION	SERVICE	ENPLANED PASSENGERS	ENPLANED REVENUE TONS		
				FREIGHT	MAIL	TOTAL FREIGHT AND MAIL
CALIFORNIA—Continued						
LOS ANGELES/BURBNK/LNG.BCH—Continued						
(ORANGE COUNTY)—Continued						
COMMUNITY TOTAL BY CARRIER—Continued						
YB—TRANS CONTINENTAL	TOTAL	S	0	101.33		101 33
		NS	0			
		AS	0	101.33		101 33
YX—MIDWEST EXPRESS	TOTAL	S	22887	248 01	134 39	382 40
		NS	0			
		AS	22887	248 01	134 39	382 40
9R—ROSENBALM AVATION	TOTAL	S	0	1467.47		1467.47
		NS	0	1874.86		1874 86
		AS	0	3342.33		3342 33
COMMUNITY TOTAL	TOTAL	S	22842615	365074.49	74365 85	440040.34
		NS	190875	2565.25	13	2565 38
		AS	23033490	368239.74	74365 98	442605 72
MARYSVILLE/YUBA CITY N 0 00						
(YUBA COUNTY)						
FM—FEDERAL EXPRESS	TOTAL	S	0	21		21
		NS	0			
		AS	0	21		.21
MERCED N 0 00						
(MERCED MUNI)						
OE—WESTAIR AIRLINES	TOTAL	S	5990			
		NS	0			
		AS	5990			
MODESTO N 0 00						
(MODESTO CITY-COUNTY)						
OE—WESTAIR AIRLINES	TOTAL	S	13847			
		NS	0			
		AS	13847			
MOJAVE N 0 00						
(MOJAVA)						
ONTARIO/SAN BERNARDI/RIVERSIDE M 0 60						
(ONTARIO INTERNATIONAL) 0 60						
AA—AMERICAN AIRLINES	TOTAL	S	515343	628 90	2110 46	2739 36
		NS	86			
		AS	515429	628.90	2110 46	2739 36
AS—ALASKA AIRLINES	TOTAL	S	120123	386 27	698 45	1084 72
		NS	870			
		AS	120993	386.27	698 45	1084 72
CO—CONTINENTAL	TOTAL	S	109571	144 30	365 77	1010.07
		NS	2603			
		AS	112174	144 30	865.77	1010 07
DL—DELTA AIR LINES	TOTAL	S	213158	396.31	2328 36	2724 67
		NS	453			
		AS	213611	396 31	2328 36	2724.67
FM—FEDERAL EXPRESS	TOTAL	S	0	5210 88		5210 88
		NS	0	411.38		411.38
		AS	0	5622 26		5622 26
HP—AMERICAN WEST	TOTAL	S	384958	230 15	502 47	732 62
		NS	1529			
		AS	386487	230 15	502 47	732.62
JW —ARROW AIR	TOTAL	S	0	128 90		128 90
		NS	0	128 90		128 90
		AS	0	257 80		257 80
NW NORTHWEST AIRLINES	TOTAL	S	61482	26 90	262 31	289 21
		NS	0			
		AS	61482	26 90	262 31	289 21
OE —WESTAIR AIRLINES	TOTAL	S	7517			
		NS	0			

NOTE

TABLE 6—Continued
Enplaned Revenue Passengers, and Enplaned Revenue Tons of Freight and Mail By Type of Service, and By Air Carrier
12 Months Ended December 31, 1990

STATE OR U.S. AREA COMMUNITY (AIRPORT NAME) CARRIER HUB % OF ENPLANEMENTS	OPERATION	SERVICE	ENPLANED PASSENGERS	ENPLANED REVENUE TONS FREIGHT	MAIL	TOTAL FREIGHT AND MAIL
CALIFORNIA—Continued						
ONTARIO/SAN BERNARDI/RIVERSIDE—Continued						
(ONTARIO INTERNATIONAL)—Continued						
		AS	[illegible]			
TW—TRANS WORLD AIR	TOTAL	S	79580	64 65	995 03	1059 68
		NS	230			
		AS	79810	64 65	995 03	1059 68
UA—UNITED AIR LINES	TOTAL	S	554421	542 84	1998 53	2541 37
		NS	122			
		AS	554543	542 84	1998 53	2541 37
US—U S AIR	TOTAL	S	132396	132 42	294 59	426 01
		NS	44			
		AS	132440	132 42	294 59	426 01
WN—SOUTHWEST AIRLINES	TOTAL	S	454908	55 73	611 02	669 75
		NS	1340			
		AS	456248	55 73	611 02	669 75
AIRPORT TOTAL	TOTAL	S	2633457	7418 36	19668 98	18617 34
		NS	7227	540 28		540 28
		AS	2640714	8488 64	19668 98	19157 62
(NORTON AFB) 0 00						
FF—TOWER AIR	TOTAL	S	[illegible]			
		NS	398			
		AS	398			
AIRPORT TOTAL	TOTAL	S	[illegible]			
		NS	398			
		AS	398			
COMMUNITY TOTAL BY CARRIER						
AA—AMERICAN AIRLINES	TOTAL	S	515343	628 90	2110 46	2739 36
		NS	86			
		AS	515429	628 90	2110 46	2739 36
AS—ALASKA AIRLINES	TOTAL	S	120123	386 27	698 45	1084 72
		NS	870			
		AS	120993	386 27	698 45	1084 72
CO—CONTINENTAL	TOTAL	S	109571	144 30	865 77	1010 07
		NS	2603			
		AS	112174	144 30	865 77	1010 07
DL—DELTA AIR LINES	TOTAL	S	213158	396 31	2328 36	2724 67
		NS	453			
		AS	213611	396 31	2328 36	2724 67
FF—TOWER AIR	TOTAL	S	0			
		NS	398			
		AS	398			
FM—FEDERAL EXPRESS	TOTAL	S	0	5210 88		5210 88
		NS	0	411 38		411 38
		AS	0	5622 26		5622 26
HP—AMERICAN WEST	TOTAL	S	384958	230 15	502 47	732 62
		NS	1529			
		AS	386487	230 15	502 47	732 62
JW—ARROW AIR	TOTAL	S	0	128 90		128 90
		NS	0	128 90		128 90
		AS	0	257 80		257 80
NW—NORTHWEST AIRLINES	TOTAL	S	61482	26 90	262 31	289 21
		NS	0			
		AS	61482	26 90	262 31	289 21
OE—WESTAIR AIRLINES	TOTAL	S	7517			
		NS	0			
		AS	7517			
TW—TRANS WORLD AIR	TOTAL	S	79580	64 65	995 03	1059 68
		NS	230			
		AS	79810	64 65	995 03	1059 68
UA—UNITED AIR LINES	TOTAL	S	554421	542 84	1998 53	2541 37
		NS	122			

NOTE: S Scheduled
NS Nonscheduled
AS All Services

TABLE 6—Continued
Enplaned Revenue Passengers, and Enplaned Revenue Tons of Freight and Mail By Type of Service, and By Air Carrier
12 Months Ended December 31, 1990

STATE OR U.S. AREA COMMUNITY (AIRPORT NAME) CARRIER HUB * OF ENPLANEMENTS	OPERATION	SERVICE	ENPLANED PASSENGERS	ENPLANED REVENUE TONS		
				FREIGHT	MAIL	TOTAL FREIGHT AND MAIL
CALIFORNIA—Continued						
ONTARIO/SAN BERNARDI/RIVERSIDE—Continued						
(NORTON AFB)—Continued						
COMMUNITY TOTAL BY CARRIER—Continued						
		AS	554543	542 84	1998 53	2541 37
S S A R	TOTAL	S	132396	132 52	293 59	426 11
		NS	44			
		AS	132440	132 52	293 59	426 11
WN SOUTHWEST AIRLINES	TOTAL	S	454908	55 74	614 01	669 75
		NS	1340			
		AS	456248	55 74	614 01	669 75
OMM NITY TOTAL	TOTAL	S	2633457	7948 36	10668 98	18617 34
		NS	7675	540 28		540 28
		AS	2641132	8488 64	10668 98	19157 62
OXNARD/VENTURA N 0 00						
(VENTURA COUNTY)						
F AESTAR AIRLINES	TOTAL	S	23839			
		NS	0			
		AS	23839			
PALMDALE/LANCASTER N 0 00						
(PALMDALE AIR FORCE PLANT NR 42)						
AMERICAN WEST	TOTAL	S	19225	45		45
		NS	0			
		AS	19225	45		45
MM TOTAL	TOTAL	S	19225	45		45
		NS	0			
		AS	19225	45		45
RED BLUFF/REDDING N 0 00						
(REDDING MUNI)						
FEDERAL EXPRESS	TOTAL	S	0	106 53		106 53
		NS	0			
		AS	0	106 53		106 53
F AESTAR AIRLINES	TOTAL	S	38951			
		NS	0			
		AS	38951			
MM TOTAL	TOTAL	S	38951	106 53		106 53
		NS	0			
		AS	38951	106 53		106 53
SACRAMENTO M 0 40						
(SACRAMENTO METROPOLITAN) 0 40						
AA AMERICAN AIRLINES	TOTAL	S	346747	375 79	1600 77	1976 56
		NS	118			
		AS	346865	375 79	1600 77	1976 56
CO CONTINENTAL	TOTAL	S	49102	96 00	332 10	428 10
		NS	300			
		AS	49402	96 00	332 10	428 10
DL DELTA AIRLINES	TOTAL	S	248436	460 90	3075 32	3536 22
		NS	0			
		AS	248436	460 90	3075 32	3536 22
FM FEDERAL EXPRESS	TOTAL	S	0	4311 08		4311 08
		NS	0			
		AS	0	4311 08		4311 08
HP AMERICA WEST	TOTAL	S	124471	127 95	1122 34	1250 29
		NS	0			
		AS	124471	127 95	1122 34	1250 29
NW NORTHWEST AIRLINES	TOTAL	S	49064	26 46	172 51	198 97
		NS	0			
		AS	49064	26 46	172 51	198 97
SW WESTAIR AIRLINES	TOTAL	S	131028			
		NS	0			
		AS	131028			

TABLE 6—Continued
Enplaned Revenue Passengers, and Enplaned Revenue Tons of Freight and Mail By Type of Service, and By Air Carrier
12 Months Ended December 31, 1990

STATE OR U.S. AREA / COMMUNITY / (AIRPORT NAME) / CARRIER / HUB % OF ENPLANEMENTS	OPERATION	SERVICE	ENPLANED PASSENGERS	ENPLANED REVENUE TONS		
				FREIGHT	MAIL	TOTAL FREIGHT AND MAIL
CALIFORNIA—Continued						
SACRAMENTO—Continued						
(SACRAMENTO METROPOLITAN)—Continued						
UA—UNITED AIR LINES	TOTAL	S	475997	416.54	3499 14	3915.68
		NS	130			
		AS	476127	416.54	3499 14	3915.68
US—U.S. AIR	TOTAL	S	311661	177 05	482 55	659.60
		NS	42			
		AS	311703	177 05	482 55	659 60
AIRPORT TOTAL	TOTAL	S	1736506	5991.77	10284.73	16276.50
		NS	590			
		AS	1737096	5991 77	10284.73	16276.50
(MCCLELLAN AFB) 0.00						
COMMUNITY TOTAL BY CARRIER						
AA—AMERICAN AIRLINES	TOTAL	S	346747	375 79	1600 77	1976.56
		NS	118			
		AS	346865	375.79	1600.77	1976 56
CO—CONTINENTAL	TOTAL	S	49102	96 00	332 10	428 10
		NS	300			
		AS	49402	96 00	332 10	428 10
DL—DELTA AIR LINES	TOTAL	S	248436	460.90	3075.32	3536.22
		NS	0			
		AS	248436	460 90	3075 32	3536.22
FM—FEDERAL EXPRESS	TOTAL	S	0	4311 08		4311.08
		NS	0			
		AS	0	4311 08		4311 08
HP—AMERICAN WEST	TOTAL	S	124471	127 95	1122.34	1250.29
		NS	0			
		AS	124471	127 95	1122.34	1250.29
NW—NORTHWEST AIRLINES	TOTAL	S	49064	26 46	172 51	198.97
		NS	0			
		AS	49064	26.46	172.51	198.97
OE—WESTAIR AIRLINES	TOTAL	S	131028			
		NS	0			
		AS	131028			
UA—UNITED AIR LINES	TOTAL	S	475997	416 54	3499.14	3915.68
		NS	130			
		AS	476127	416 54	3499.14	3915.68
US—U S AIR	TOTAL	S	311661	177 05	482 55	659.60
		NS	42			
		AS	311703	177 05	482.55	659.60
COMMUNITY TOTAL	TOTAL	S	1736506	5991 77	10284.73	16276.50
		NS	590			
		AS	1737096	5991 77	10284.73	16276.50
SALINAS/MONTEREY N 0 00						
(PENINSULA)						
FM—FEDERAL EXPRESS	TOTAL	S	0	166 35		166.35
		NS	0			
		AS	0	166 35		166.35
OE—WESTAIR AIRLINES	TOTAL	S	73802			
		NS	0			
		AS	73802			
UA—UNITED AIR LINES	TOTAL	S	60120	23 15	3 54	26 69
		NS	77			
		AS	60197	23 15	3.54	26 69
US—U S AIR	TOTAL	S	34177	12 79		12.79
		NS	0			
		AS	34177	12 79		12.79
COMMUNITY TOTAL	TOTAL	S	168099	202 29	3.54	205 83
		NS	77			
		AS	168176	202 29	3 54	205.83

NOTE S Scheduled
NS Nonscheduled
AS All Service

TABLE 6—Continued
Enplaned Revenue Passengers, and Enplaned Revenue Tons of Freight and Mail By Type of Service, and By Air Carrier
12 Months Ended December 31, 1990

STATE OR U.S. AREA / COMMUNITY / (AIRPORT NAME) / CARRIER / HUB % OF ENPLANEMENTS	OPERATION	SERVICE	ENPLANED PASSENGERS	ENPLANED REVENUE TONS		
				FREIGHT	MAIL	TOTAL FREIGHT AND MAIL
CALIFORNIA—Continued						
SAN DIEGO L 1 20						
(SAN DIEGO INTL-LINDBERGH)						
AA—AMERICAN AIRLINES	TOTAL	S	737187	4310 94	1764 17	6075 11
		NS	213			
		AS	737400	4310 94	1764 17	6075 11
AS—ALASKA AIRLINES	TOTAL	S	143964	319 78	431 57	751 35
		NS	378			
		AS	144342	319 78	431 57	751 35
CO—CONTINENTAL	TOTAL	S	295803	737 37	731 74	1469 11
		NS	9765			
		AS	305568	737 37	731 74	1469 11
DL—DELTA AIR LINES	TOTAL	S	535599	2501 09	1622 60	4123 69
		NS	298			
		AS	535897	2501 09	1622 60	4123 69
FM—FEDERAL EXPRESS	TOTAL	S	0	4737 30		4737 30
		NS	0	30 50		30 50
		AS	0	4767 80		4767 80
HP—AMERICAN WEST	TOTAL	S	567363	686 65	742 77	1429 42
		NS	685			
		AS	568048	686 65	742.77	1429 42
JH—AMERIJET INTERNATIONAL	TOTAL	S	0			
		NS	0	2 07		2 07
		AS	0	2 07		2.07
NW—NORTHWEST AIRLINES	TOTAL	S	211651	888 23	744 79	1633 02
		NS	0			
		AS	211651	888 23	744 79	1633 02
OE—WESTAIR AIRLINES	TOTAL	S	70963			
		NS	0			
		AS	70963			
TW—TRANS WORLD AIR	TOTAL	S	146355	585.39	457 28	1042 67
		NS	364			
		AS	146719	585 39	457.28	1042.67
UA—UNITED AIR LINES	TOTAL	S	639826	2715 80	1194 54	3910 34
		NS	508			
		AS	640334	2715 80	1194 54	3910 34
US—U S AIR	TOTAL	S	985501	1104 24	796 18	1900.42
		NS	2188			
		AS	987689	1104.24	796.18	1900.42
WN—SOUTHWEST AIRLINES	TOTAL	S	905162	250.85	285 20	536.05
		NS	488			
		AS	905650	250 85	285.20	536 05
YX—MIDWEST EXPRESS	TOTAL	S	6646	11.83	51 94	63 77
		NS	0			
		AS	6646	11 83	51 94	63.77
COMMUNITY TOTAL	TOTAL	S	5246020	18849 47	8822 78	27672.25
		NS	14887	32.57		32.57
		AS	5260907	18882 04	8822.78	27704.82
SAN FRANCISCO/OAKLAND L 3 69						
(BUCHANAN FIELD) 0 01						
US—U.S.	TOTAL	S	49532	7.95		7.95
		NS	0			
		AS	49532	7.95		7 95
(OAKLAND METROPOLITAN INTL) 0 61						
AA—AMERICAN AIRLINES	TOTAL	S	129235	142 92	660.41	803.33
		NS	71			
		AS	129306	142 92	660.41	803.33
AS—ALASKA AIRLINES	TOTAL	S	221367	447.26	488.58	935 84
		NS	540			
		AS	221907	447.26	488.58	935.84
DL—DELTA AIR LINES	TOTAL	S	123972	140.87	578 81	719.68
		NS	174			

NOTE S - Scheduled
NS - Nonscheduled
AS - All Service

TABLE 6—Continued
Enplaned Revenue Passengers, and Enplaned Revenue Tons of Freight and Mail By Type of Service, and By Air Carrier
12 Months Ended December 31, 1990

STATE OR U.S. AREA COMMUNITY (AIRPORT NAME) CARRIER HUB % OF ENPLANEMENTS	OPERATION	SERVICE	ENPLANED PASSENGERS	ENPLANED REVENUE TONS		
				FREIGHT	MAIL	TOTAL FREIGHT AND MAIL
CALIFORNIA—Continued						
SAN FRANCISCO/OAKLAND—Continued						
(OAKLAND METROPOLITAN INTL)—Continued						
		AS	124146	140 87	578 81	719 68
FM—FEDERAL EXPRESS	TOTAL	S	0	66557.72	52	66558 24
		NS	28659	1152 90		1152 90
		AS	28659	67710.62	.52	67711 14
HP—AMERICAN WEST	TOTAL	S	272287	776 01	351 62	1127 63
		NS	1926			
		AS	274213	776 01	351 62	1127 63
JH—AMERIJET INTERNATIONAL	TOTAL	S	0	10 82	2 34	13 16
		NS	0	3 65	16	3 81
		AS	0	14 47	2 50	16 97
NW—NORTHWEST AIRLINES	TOTAL	S	1	03	09	12
		NS	0			
		AS	1	03	09	12
OE—WESTAIR AIRLINES	TOTAL	S	37152			
		NS	0			
		AS	37152			
UA—UNITED AIR LINES	TOTAL	S	684621	293 25	1475 01	1768 26
		NS	60			
		AS	684681	293 25	1475 01	1768 26
US—U S AIR	TOTAL	S	531499	160 57	70 41	230 98
		NS	66			
		AS	531565	160 57	70 41	230 98
WN—SOUTHWEST AIRLINES	TOTAL	S	638955	189 80	69 14	258 94
		NS	203			
		AS	639158	189 80	69 14	258 94
AIRPORT TOTAL	TOTAL	S	2639089	68719 25	3696 93	72416 18
		NS	31699	1156 55	16	1156 71
		AS	2670788	69875 80	3697 09	73572 89
(SAN FRANCISCO INTL) 3 07						
AA—AMERICAN AIRLINES	TOTAL	S	1124918	13797 93	3860 06	17657 99
		NS	432			
		AS	1125350	13797 93	3860 06	17657 99
AS—ALASKA AIRLINES	TOTAL	S	334952	1244 47	1347 72	2592 19
		NS	976			
		AS	335928	1244 47	1347.72	2592 19
CO—CONTINENTAL	TOTAL	S	664673	12074 48	3717 55	15792 03
		NS	2316			
		AS	666989	12074 48	3717 55	15792 03
DL—DELTA AIR LINES	TOTAL	S	914964	14942 31	5076 75	20019 06
		NS	925			
		AS	915889	14942 31	5076 75	20019 06
EA—EASTERN AIR LINES	TOTAL	S	176346	1046 01	1240 37	2286 38
		NS	0			
		AS	176346	1046 01	1240 37	2286 38
FM—FEDERAL EXPRESS	TOTAL	S	0	54462 90	4386 07	58848 97
		NS	0	363 26		363 26
		AS	0	54826 16	4386.07	59212.23
HA—HAWAIIAN AIRLINES	TOTAL	S	83749	159 11	454 28	613.39
		NS	892			
		AS	84641	159 11	454 28	613 39
HP—AMERICAN WEST	TOTAL	S	149516	186 71	570 54	757 25
		NS	1279			
		AS	150795	186 71	570 54	757 25
NW—NORTHWEST AIRLINES	TOTAL	S	710820	25485 83	6624 85	32110 68
		NS	115	226 31		226 31
		AS	710935	25712 14	6624 85	32336 99
OE—WESTAIR AIRLINES	TOTAL	S	570588			
		NS	0			
		AS	570588			

NOTE S Scheduled
NS Nonscheduled
AS All Service

TABLE 6—Continued
Enplaned Revenue Passengers, and Enplaned Revenue Tons of Freight and Mail By Type of Service, and By Air Carrier
12 Months Ended December 31, 1990

STATE OR U.S. AREA COMMUNITY (AIRPORT NAME) CARRIER HUB % OF ENPLANEMENTS	OPERATION	SERVICE	ENPLANED PASSENGERS	ENPLANED REVENUE TONS		
				FREIGHT	MAIL	TOTAL FREIGHT AND MAIL
CALIFORNIA—Continued						
SAN FRANCISCO/OAKLAND—Continued						
(SAN FRANCISCO INTL)—Continued						
PA—PAN AMERICAN	TOTAL	S	441069	8827.09	2322.72	11149.81
		NS	438			
		AS	441507	8827.09	2322.72	11149.81
TW—TRANS WORLD AIR	TOTAL	S	526730	6583.13	5439.46	12022.59
		NS	164			
		AS	526894	6583.13	5439.46	12022.59
TZ—AMERICAN TRANS AIR	TOTAL	S	59283			
		NS	8197			
		AS	67480			
UA—UNITED AIR LINES	TOTAL	S	5591678	72917.65	17028.51	89946.16
		NS	3288			
		AS	5594966	72917.65	17028.51	89946.16
US—U S. AIR	TOTAL	S	1762109	3361 18	2511.42	5872.60
		NS	3208			
		AS	1765317	3361.18	2511.42	5872.60
WN—SOUTHWEST AIRLINES	TOTAL	S	329895	554.14	627.92	1182.06
		NS	208			
		AS	330103	554.14	627.92	1182.06
YX—MIDWEST EXPRESS	TOTAL	S	11201	27 43	28.05	55.48
		NS	0			
		AS	11201	27.43	28.05	55.48
AIRPORT TOTAL	TOTAL	S	13452491	215670 37	55236.27	270906.64
		NS	22438	589.57		589.57
		AS	13474929	216259.94	55236.27	271496 21
COMMUNITY TOTAL BY CARRIER						
AA—AMERICAN AIRLINES	TOTAL	S	1254153	13940 85	4520.47	18461.32
		NS	503			
		AS	1254656	13940.85	4520.47	18461.32
AS—ALASKA AIRLINES	TOTAL	S	556319	1691 73	1836.30	3528.03
		NS	1516			
		AS	557835	1691 73	1836.30	3528.03
CO—CONTINENTAL	TOTAL	S	664673	12074.48	3717 55	15792 03
		NS	2316			
		AS	666989	12074.48	3717.55	15792.03
DL—DELTA AIR LINES	TOTAL	S	1038936	15083 18	5655 56	20738.74
		NS	1099			
		AS	1040035	15083 18	5655 56	20738.74
EA—EASTERN AIR LINES	TOTAL	S	176346	1046.01	1240.37	2286.38
		NS	0			
		AS	176346	1046 01	1240 37	2286.38
FM—FEDERAL EXPRESS	TOTAL	S	0	121020.62	4386.59	125407.21
		NS	28659	1516.16		1516.16
		AS	28659	122536.78	4386.59	126923 37
HA—HAWAIIAN AIRLINES	TOTAL	S	83749	159.11	454.28	613.39
		NS	892			
		AS	84641	159 11	454 28	613.39
HP—AMERICAN WEST	TOTAL	S	421803	962 72	922 16	1884.88
		NS	3205			
		AS	425008	962 72	922 16	1884 88
JH—AMERIJET INTERNATIONAL	TOTAL	S	0	10 82	2 34	13.16
		NS	0	3 65	16	3.81
		AS	0	14 47	2 50	16.97
NW—NORTHWEST AIRLINES	TOTAL	S	710821	25485 86	6624 94	32110.80
		NS	115	226 31		226.31
		AS	710936	25712.17	6624 94	32337.11
OE—WESTAIR AIRLINES	TOTAL	S	607740			
		NS	0			
		AS	607740			
PA—PAN AMERICAN	TOTAL	S	441069	8827 09	2322 72	11149 81

NOTE S Scheduled
NS Nonscheduled
AS All Service

TABLE 6—Continued
Enplaned Revenue Passengers, and Enplaned Revenue Tons of Freight and Mail By Type of Service, and By Air Carrier
12 Months Ended December 31, 1990

STATE OR U.S. AREA COMMUNITY (AIRPORT NAME) CARRIER HUB % OF ENPLANEMENTS	OPERATION	SERVICE	ENPLANED PASSENGERS	ENPLANED REVENUE TONS		
				FREIGHT	MAIL	TOTAL FREIGHT AND MAIL
CALIFORNIA—Continued						
SAN FRANCISCO/OAKLAND—Continued						
(SAN FRANCISCO INTL)—Continued						
COMMUNITY TOTAL BY CARRIER—Continued						
		NS	438			
		AS	441507	8827.09	2322.72	11149 81
TW—TRANS WORLD AIR	TOTAL	S	526730	6583.13	5439 46	12022.59
		NS	164			
		AS	526894	6583.13	5439.46	12022.59
TZ—AMERICAN TRANS AIR	TOTAL	S	59283			
		NS	8197			
		AS	67480			
UA—UNITED AIR LINES	TOTAL	S	6276299	73210.90	18503.52	91714 42
		NS	3348			
		AS	6279647	73210.90	18503 52	91714.42
US—U.S. AIR	TOTAL	S	2343140	3529.70	2581 83	6111.53
		NS	3274			
		AS	2346414	3529.70	2581.83	6111.53
WN—SOUTHWEST AIRLINES	TOTAL	S	968850	743.94	697.06	1441.00
		NS	411			
		AS	969261	743.94	697 06	1441 00
YX—MIDWEST EXPRESS	TOTAL	S	11201	27.43	28 05	55.48
		NS	0			
		AS	11201	27.43	28 05	55 48
COMMUNITY TOTAL	TOTAL	S	16141112	84397.57	58933 20	343330 77
		NS	54137	1746.12	16	1746.28
		AS	16195249	286143.69	58933.36	345077 05
SAN JOSE M 0.71						
(SAN JOSE MUNI)						
AA—AMERICAN AIRLINES	TOTAL	S	1825303	3517 26	1512 65	5029 91
		NS	101			
		AS	1825404	3517 26	1512 65	5029 91
AS—ALASKA AIRLINES	TOTAL	S	149706	528.61	137 28	665 89
		NS	926			
		AS	150632	528.61	137 28	665 89
CO—CONTINENTAL	TOTAL	S	77431	196.56	219.05	415.61
		NS	252			
		AS	77683	196 56	219 05	415 61
DL—DELTA AIR LINES	TOTAL	S	148543	467.36	467 57	934 93
		NS	90			
		AS	148633	467 36	467 57	934 93
FM—FEDERAL EXPRESS	TOTAL	S	0	13231 59		13231 59
		NS	0			
		AS	0	13231.59		13231.59
HP—AMERICAN WEST	TOTAL	S	216672	924.00	390.13	1314 13
		NS	216			
		AS	216888	924.00	390 13	1314 13
NW--NORTHWEST AIRLINES	TOTAL	S	42477	56.35	161 27	217.62
		NS	0			
		AS	42477	56 35	161 27	217.62
OE—WESTAIR AIRLINES	TOTAL	S	12238			
		NS	0			
		AS	12238			
TW—TRANS WORLD AIR	TOTAL	S	68802	169 62	263.21	432 83
		NS	0			
		AS	68802	169 62	263 21	432 83
UA—UNITED AIR LINES	TOTAL	S	250772	1530 82	690 62	2221 44
		NS	125			
		AS	250897	1530.82	690 62	2221 44
US—U.S AIR	TOTAL	S	334739	341.29	124 89	466.18
		NS	0			
		AS	334739	341.29	124 89	466 18

NOTE S = Scheduled
NS = Nonscheduled
AS = All Service

TABLE 6—Continued
Enplaned Revenue Passengers, and Enplaned Revenue Tons of Freight and Mail By Type of Service, and By Air Carrier
12 Months Ended December 31, 1990

STATE OR U.S. AREA / COMMUNITY / (AIRPORT NAME) / CARRIER / HUB % OF ENPLANEMENTS	OPERATION	SERVICE	ENPLANED PASSENGERS	ENPLANED REVENUE TONS		
				FREIGHT	MAIL	TOTAL FREIGHT AND MAIL
CALIFORNIA—Continued						
SAN JOSE—Continued						
(SAN JOSE MUNI)—Continued						
9R—ROSENBALM AVATION	TOTAL	S	0	8.38		8.38
		NS	0			
		AS	0	8.38		8.38
COMMUNITY TOTAL	TOTAL	S	3126683	20971.84	3966.67	24938.51
		NS	1710			
		AS	3128393	20971.84	3966.67	24938.51
SAN LUIS OBISPO/PASO ROBLS N 0.00						
(SAN LUIS OBISPO COUNTY)						
FM—FEDERAL EXPRESS	TOTAL	S	0	19.23		19.23
		NS	0			
		AS	0	19.23		19.23
OE—WESTAIR AIRLINES	TOTAL	S	8898			
		NS	0			
		AS	8898			
COMMUNITY TOTAL	TOTAL	S	8898	19.23		19.23
		NS	0			
		AS	8898	19.23		19.23
SANTA BARBARA S 0.05						
(SANTA BARBARA) 0.05						
AA—AMERICAN AIRLINES	TOTAL	S	44878	34.49		34.49
		NS	0			
		AS	44878	34.49		34.49
FM—FEDERAL EXPRESS	TOTAL	S	0	432.41		432.41
		NS	0			
		AS	0	432.41		432.41
HP—AMERICAN WEST	TOTAL	S	25175	67.71		67.71
		NS	0			
		AS	25175	67.71		67.71
OE—WESTAIR AIRLINES	TOTAL	S	41270			
		NS	0			
		AS	41270			
UA—UNITED AIR LINES	TOTAL	S	115043	272.27	.01	272.28
		NS	106			
		AS	115149	272.27	.01	272.28
AIRPORT TOTAL	TOTAL	S	226366	806.88	.01	806.89
		NS	106			
		AS	226472	806.88	.01	806.89
(SANTA MARIA PUBLIC) 0.00						
FM—FEDERAL EXPRESS	TOTAL	S	0	197.65		197.65
		NS	0			
		AS	0	197.65		197.65
OE—WESTAIR AIRLINES	TOTAL	S	6213			
		NS	0			
		AS	6213			
AIRPORT TOTAL	TOTAL	S	6213	197.65		197.65
		NS	0			
		AS	6213	197.65		197.65
COMMUNITY TOTAL BY CARRIER						
AA—AMERICAN AIRLINES	TOTAL	S	44878	34.49		34.49
		NS	0			
		AS	44878	34.49		34.49
FM—FEDERAL EXPRESS	TOTAL	S	0	630.06		630.06
		NS	0			
		AS	0	630.06		630.06
HP—AMERICAN WEST	TOTAL	S	25175	67.71		67.71
		NS	0			
		AS	25175	67.71		67.71
OE—WESTAIR AIRLINES	TOTAL	S	47483			
		NS	0			

NOTE S Scheduled
NS - Nonscheduled
AS All Service

TABLE 6—Continued
Enplaned Revenue Passengers, and Enplaned Revenue Tons of Freight and Mail By Type of Service, and By Air Carrier
12 Months Ended December 31, 1990

STATE OR U.S. AREA COMMUNITY (AIRPORT NAME) CARRIER HUB % OF ENPLANEMENTS	OPERATION	SERVICE	ENPLANED PASSENGERS	ENPLANED REVENUE TONS		
				FREIGHT	MAIL	TOTAL FREIGHT AND MAIL
CALIFORNIA—Continued						
SANTA BARBARA—Continued						
(SANTA MARIA PUBLIC)—Continued						
COMMUNITY TOTAL BY CARRIER—Continued						
		AS	47483			
UA—UNITED AIR LINES	TOTAL	S	115043	272.27	01	272.28
		NS	106			
		AS	115149	272.27	01	272.28
COMMUNITY TOTAL	TOTAL	S	232579	1004.53	01	1004.54
		NS	106			
		AS	232685	1004.53	01	1004.54
SANTA ROSA N 0.00						
(SONOMA COUNTY) 0.00						
FM—FEDERAL EXPRESS	TOTAL	S	0	127.12		127.12
		NS	0			
		AS	0	127.12		127.12
OE—WESTAIR AIRLINES	TOTAL	S	45320			
		NS	0			
		AS	45320			
AIRPORT TOTAL	TOTAL	S	45320	127.12		127.12
		NS	0			
		AS	45320	127.12		127.12
(SANTA ROSA AIR CENTER) 0.00						
FM—FEDERAL EXPRESS	TOTAL	S	0	.45		45
		NS	0			
		AS	0	45		.45
COMMUNITY TOTAL BY CARRIER						
FM—FEDERAL EXPRESS	TOTAL	S	0	127.57		127.57
		NS	0			
		AS	0	127.57		127.57
OE—WESTAIR AIRLINES	TOTAL	S	45320			
		NS	0			
		AS	45320			
COMMUNITY TOTAL	TOTAL	S	45320	127.57		127.57
		NS	0			
		AS	45320	127.57		127.57
SANTA YNEZ N 0.00						
(SANTA YNEZ AIRPORT)						
FM—FEDERAL EXPRESS	TOTAL	S	0	1.34		1.34
		NS	0			
		AS	0	1.34		1.34
STOCKTON N 0.00						
(STOCKTON METROPOLITAN)						
OE—WESTAIR AIRLINES	TOTAL	S	21223			
		NS	0			
		AS	21223			
US—U S AIR	TOTAL	S	22771	92.08	6.05	98.13
		NS	132			
		AS	22903	92.08	6.05	98.13
COMMUNITY TOTAL	TOTAL	S	43994	92.08	6.05	98.13
		NS	132			
		AS	44126	92.08	6.05	98.13
TEHACHAPI N 0.00						
(TEHACHAPI MUNI)						
FM—FEDERAL EXPRESS	TOTAL	S	0	47		47
		NS	0			
		AS	0	47		47
UKIAH N 0.00						
(UKIAH MUNI)						
FM—FEDERAL EXPRESS	TOTAL	S	0	159.90		159.90
		NS	0			

NOTE S Scheduled
NS Nonscheduled
AS All Service

TABLE 6--Continued
Enplaned Revenue Passengers, and Enplaned Revenue Tons of Freight and Mail By Type of Service, and By Air Carrier
12 Months Ended December 31, 1990

STATE OR U.S. AREA / COMMUNITY / (AIRPORT NAME) / CARRIER / HUB % OF ENPLANEMENTS	OPERATION	SERVICE	ENPLANED PASSENGERS	ENPLANED REVENUE TONS		
				FREIGHT	MAIL	TOTAL FREIGHT AND MAIL
CALIFORNIA—Continued						
UKIAH—Continued						
(UKIAH MUNI)—Continued						
		AS	0	159 90		159.90
VISALIA N 0.00						
(VISALIA MUNI)						
FM—FEDERAL EXPRESS	TOTAL	S	0	75.17		75.17
		NS	0			
		AS	0	75.17		75 17
WATSONVILLE N 0 00						
(WATSONVILLE MUNICIPAL)						
FM—FEDERAL EXPRESS	TOTAL	S	0	1 21		1 21
		NS	0			
		AS	0	1 21		1 21
WILLITS N 0.00						
(ELLS FIELD-WILLITS MUNICIPAL)						
FM—FEDERAL EXPRESS	TOTAL	S	0	32		32
		NS	0			
		AS	0	32		32
COLORADO						
ASPEN N 0 00						
(ASPEN-PITKIN CO/SARDY FIELD)						
AP—ASPEN AIRWAYS	TOTAL	S	141699	13 07	3 04	16 11
		NS	240			
		AS	141939	13 07	3 04	16 11
FM—FEDERAL EXPRESS	TOTAL	S	0	201 85		201 85
		NS	0			
		AS	0	201 85		201 85
COMMUNITY TOTAL	TOTAL	S	141699	214 92	3 04	217.96
		NS	240			
		AS	141939	214 92	3 04	217 96
COLORADO SPRINGS S 0 13						
(PETERSON FIELD)						
AA—AMERICAN AIRLINES	TOTAL	S	78130	76 08	25.55	101 63
		NS	0			
		AS	78130	76 08	25 55	101 63
AP—ASPEN AIRWAYS	TOTAL	S	8761	2 55	25	2.80
		NS	0			
		AS	8761	2 55	25	2 60
CO—CONTINENTAL.	TOTAL	S	49098	60 15	11 45	71 60
		NS	538			
		AS	49636	60 15	11 45	71 60
DL—DELTA AIR LINES	TOTAL	S	84511	59 91	39 63	99 54
		NS	878			
		AS	85389	59 91	39 63	99 54
FM—FEDERAL EXPRESS	TOTAL	S	0	25 24		25 24
		NS	0			
		AS	0	25 21		25 24
HP—AMERICAN WEST	TOTAL	S	80289	307 38	288 24	595 62
		NS	0			
		AS	80289	307 38	288 24	595 62
TW—TRANS WORLD AIR	TOTAL	S	84795	19 21	91 16	110 37
		NS	85			
		AS	84880	19 21	91 16	110 37
UA—UNITED AIR LINES	TOTAL	S	164102	87 80	215 68	303 48
		NS	320			
		AS	164422	87 80	215 68	303 48
COMMUNITY TOTAL	TOTA	S	549686	638 32	671 96	1310 28
		NS	1821			
		AS	551507	638 32	671 96	1310 28

NOTE S Scheduled
NS Nonscheduled
AS All Service

TABLE 6—Continued
Enplaned Revenue Passengers, and Enplaned Revenue Tons of Freight and Mail By Type of Service, and By Air Carrier
12 Months Ended December 31, 1990

STATE OR U.S. AREA / COMMUNITY / (AIRPORT NAME) / CARRIER / HUB % OF ENPLANEMENTS	OPERATION	SERVICE	ENPLANED PASSENGERS	ENPLANED REVENUE TONS		
				FREIGHT	MAIL	TOTAL FREIGHT AND MAIL
COLORADO—Continued						
DELTA N 0.00						
(BLAKE FIELD)						
FM—FEDERAL EXPRESS	TOTAL	S	0	.75		.75
		NS	0			
		AS	0	.75		.75
DENVER L 2.73						
(STAPLETON INTERNATIONAL)						
AA—AMERICAN AIRLINES	TOTAL	S	385075	504.64	1223.71	1728.35
		NS	713			
		AS	385788	504.64	1223.71	1728.35
AP—ASPEN AIRWAYS	TOTAL	S	175354	298.58	11.56	310.14
		NS	618			
		AS	175972	298.58	11.56	310.14
CO—CONTINENTAL	TOTAL	S	4090533	14744.16	12017.97	26762.13
		NS	9168			
		AS	4099701	14744.16	12017.97	26762.13
DL—DELTA AIR LINES	TOTAL	S	502126	1536.66	2166.38	3703.04
		NS	512			
		AS	502638	1536.66	2166.38	3703.04
EA—EASTERN AIR LINES	TOTAL	S	115431	514.36	133.11	647.47
		NS	714			
		AS	116145	514.36	133.11	647.47
FM—FEDERAL EXPRESS	TOTAL	S	0	20878.25	46.03	20924.28
		NS	0	11.19		11.19
		AS	0	20889.44	46.03	20935.47
HP—AMERICAN WEST	TOTAL	S	138603	280.83	545.14	825.97
		NS	509			
		AS	139112	280.83	545.14	825.97
HU—NORTHERN AIR CARGO	TOTAL	S	0	10.30		10.30
		NS	0		10.30	10.30
		AS	0	10.30	10.30	20.60
JW—ARROW AIR	TOTAL	S	0	131.30		131.30
		NS	0	131.30		131.30
		AS	0	262.60		262.60
ML—MIDWAY AIRLINES	TOTAL	S	67041	97.93	24.64	122.57
		NS	0			
		AS	67041	97.93	24.64	122.57
NW—NORTHWEST AIRLINES	TOTAL	S	245654	716.84	1074.62	1791.46
		NS	102			
		AS	245756	716.84	1074.62	1791.46
PA—PAN AMERICAN	TOTAL	S	43230	116.38	153.09	269.47
		NS	88			
		AS	43318	116.38	153.09	269.47
TW—TRANS WORLD AIR	TOTAL	S	158062	146.92	1040.94	1187.86
		NS	846			
		AS	158908	146.92	1040.94	1187.86
TZ—AMERICAN TRANS AIR	TOTAL	S	0			
		NS	6204			
		AS	6204			
UA—UNITED AIR LINES	TOTAL	S	5783643	26828.64	18517.83	45346.47
		NS	2371			
		AS	5786014	26828.64	18517.83	45346.47
US—U.S. AIR	TOTAL	S	210574	355.42	803.36	1158.78
		NS	300			
		AS	210874	355.42	803.36	1158.78
YB—TRANS CONTINENTAL	TOTAL	S	0	21.75		21.75
		NS	0			
		AS	0	21.75		21.75
YX—MIDWEST EXPRESS	TOTAL	S	24368	20.30	275.05	295.35
		NS	0			
		AS	24368	20.30	275.05	295.35

NOTE S - Scheduled
NS - Nonscheduled
AS All Service

TABLE 6—Continued
Enplaned Revenue Passengers, and Enplaned Revenue Tons of Freight and Mail By Type of Service, and By Air Carrier
12 Months Ended December 31, 1990

STATE OR U.S. AREA / COMMUNITY / (AIRPORT NAME) / CARRIER / HUB % OF ENPLANEMENTS	OPERATION	SERVICE	ENPLANED PASSENGERS	ENPLANED REVENUE TONS		
				FREIGHT	MAIL	TOTAL FREIGHT AND MAIL
COLORADO—Continued						
DENVER—Continued						
(STAPLETON INTERNATIONAL)—Continued						
COMMUNITY TOTAL	TOTAL	S	11939694	67203.26	38033.43	105236.69
		NS	22145	142.49	10.30	152.79
		AS	11961839	67345.75	38043.73	105389.48
DURANGO N 0.00						
(DURANGO-LA PLATA COUNTY)						
AP—ASPEN AIRWAYS	TOTAL	S	7766	14.10	1.22	15.32
		NS	0			
		AS	7766	14.10	1.22	15.32
FM—FEDERAL EXPRESS	TOTAL	S	0	1.73		1.73
		NS	0			
		AS	0	1.73		1.73
HP—AMERICAN WEST	TOTAL	S	30634	96.60	10.70	107.30
		NS	0			
		AS	30634	96.60	10.70	107 30
COMMUNITY TOTAL	TOTAL	S	38400	112.43	11.92	124.35
		NS	0			
		AS	38400	112.43	11 92	124.35
EAGLE N 0 00						
(EAGLE COUNTY)						
AA—AMERICAN AIRLINES	TOTAL	S	1887		.01	.01
		NS	0			
		AS	1887		.01	.01
HP—AMERICAN WEST	TOTAL	S	6469			
		NS	0			
		AS	6469			
COMMUNITY TOTAL	TOTAL	S	8356		.01	01
		NS	0			
		AS	8356		01	01
GRAND JUNCTION N 0 00						
(WALKER FIELD)						
AP—ASPEN AIRWAYS	TOTAL	S	8878	5.29	18.60	23.89
		NS	55			
		AS	8933	5.29	18.60	23.89
CO—CONTINENTAL	TOTAL	S	34153	57 12	216 00	273.12
		NS	2325			
		AS	36478	57.12	216.00	273.12
FM—FEDERAL EXPRESS	TOTAL	S	0	170 52		170.52
		NS	0			
		AS	0	170.52		170.52
HP—AMERICAN WEST	TOTAL	S	27034	18.18	45.49	63 67
		NS	0			
		AS	27034	18.18	45 49	63.67
COMMUNITY TOTAL	TOTAL	S	70065	251.11	280.09	531.20
		NS	2380			
		AS	72445	251 11	280.09	531.20
GUNNISON N 0 00						
(GUNNISON COUNTY)						
AA—AMERICAN AIRLINES	TOTAL	S	23045	1 83	.29	2.12
		NS	0			
		AS	23045	1 83	.29	2 12
AP—ASPEN AIRWAYS	TOTAL	S	2358	1.54		1 54
		NS	0			
		AS	2358	1 54		1.54
CO—CONTINENTAL	TOTAL	S	1223	.14		.14
		NS	4558			
		AS	5781	14		.14
DL—DELTA AIR LINES	TOTAL	S	921			
		NS	0			
		AS	921			

NOTE S Scheduled
NS Nonscheduled
AS All Service

TABLE 6—Continued
Enplaned Revenue Passengers, and Enplaned Revenue Tons of Freight and Mail By Type of Service, and By Air Carrier
12 Months Ended December 31, 1990

STATE OR U.S. AREA COMMUNITY (AIRPORT NAME) CARRIER HUB % OF ENPLANEMENTS	OPERATION	SERVICE	ENPLANED PASSENGERS	ENPLANED REVENUE TONS		
				FREIGHT	MAIL	TOTAL FREIGHT AND MAIL
COLORADO—Continued						
GUNNISON—Continued						
(GUNNISON COUNTY)—Continued						
COMMUNITY TOTAL	TOTAL	S	27547	3 51	.29	3.80
		NS	4558			
		AS	32105	3 51	.29	3.80
MONTROSE/DELTA N 0 00						
(MONTROSE COUNTY)						
AP—ASPEN AIRWAYS	TOTAL	S	3582	1.23	.51	1 74
		NS	0			
		AS	3582	1.23	51	1.74
FM—FEDERAL EXPRESS	TOTAL	S	0	70.26		70 26
		NS	0			
		AS	0	70.26		70 26
COMMUNITY TOTAL	TOTAL	S	3582	71.49	.51	72 00
		NS	0			
		AS	3582	71 49	51	72 00
PUEBLO N 0.00						
(PUEBLO MEMORIAL)						
CO—CONTINENTAL	TOTAL	S	0	34		34
		NS	0			
		AS	0	34		34
HP—AMERICAN WEST	TOTAL	S	31700	44 06	1 99	46 05
		NS	0			
		AS	31700	44.06	1.99	46 05
TW—TRANS WORLD AIR	TOTAL	S	10735	5.58	.05	5 63
		NS	0			
		AS	10735	5 58	05	5 63
UA—UNITED AIR LINES	TOTAL	S	405	17	06	23
		NS	0			
		AS	405	17	06	23
COMMUNITY TOTAL	TOTAL	S	42840	50 15	2 10	52 25
		NS	0			
		AS	42840	50 15	2.10	52 25
RIFLE N 0 00						
(GARFIELD COUNTY)						
AP—ASPEN AIRWAYS	TOTAL	S	203			
		NS	0			
		AS	203			
FM—FEDERAL EXPRESS	TOTAL	S	0	8 61		8 61
		NS	0			
		AS	0	8.61		8 61
COMMUNITY TOTAL	TOTAL	S	203	8.61		8 61
		NS	0			
		AS	203	8.61		8.61
STEAMBOAT SPRINGS/HAYDEN/CRAIG N 0 00						
(YAMPA VALLEY) 0 00						
AA—AMERICAN AIRLINES	TOTAL	S	33813	83	60	1.43
		NS	0			
		AS	33813	83	60	1 43
CO—CONTINENTAL	TOTAL	S	690			
		NS	357			
		AS	1047			
FM—FEDERAL EXPRESS	TOTAL	S	0	5 36		5 36
		NS	0			
		AS	0	5.36		5 36
HP—AMERICAN WEST	TOTAL	S	2358		01	01
		NS	0			
		AS	2358		01	01
NW—NORTHWEST AIRLINES	TOTAL	S	6343	2 07		2 07
		NS	0			
		AS	6343	2 07		2 07

NOTE S Scheduled
NS Nonscheduled
AS All Service

TABLE 6—Continued
Enplaned Revenue Passengers, and Enplaned Revenue Tons of Freight and Mail By Type of Service, and By Air Carrier
12 Months Ended December 31, 1990

STATE OR U.S. AREA COMMUNITY (AIRPORT NAME) CARRIER HUB % OF ENPLANEMENTS	OPERATION	SERVICE	ENPLANED PASSENGERS	ENPLANED REVENUE TONS		
				FREIGHT	MAIL	TOTAL FREIGHT AND MAIL
COLORADO—Continued						
STEAMBOAT SPRINGS/HAYDEN/CRAIG—Continued						
(YAMPA VALLEY)—Continued						
AIRPORT TOTAL	TOTAL	S	43204	8.26	61	8 87
		NS	357			
		AS	43561	8 26	.61	8.87
(ROUTT COUNTY) 0 00						
FM—FEDERAL EXPRESS	TOTAL	S	0	34.78		34 78
		NS	0			
		AS	0	34 78		34 78
COMMUNITY TOTAL BY CARRIER						
AA—AMERICAN AIRLINES	TOTAL	S	33813	83	60	1.43
		NS	0			
		AS	33813	83	60	1 43
CO—CONTINENTAL	TOTAL	S	690			
		NS	357			
		AS	1047			
FM—FEDERAL EXPRESS	TOTAL	S	0	40 14		40 14
		NS	0			
		AS	0	40 14		40 14
HP—AMERICAN WEST	TOTAL	S	2358		01	01
		NS	0			
		AS	2358		01	01
NW—NORTHWEST AIRLINES	TOTAL	S	6343	2 07		2 07
		NS	0			
		AS	6343	2 07		2 07
COMMUNITY TOTAL	TOTAL	S	43204	43 04	61	43 65
		NS	357			
		AS	43561	43 04	61	43 65
CONNECTICUT						
HARTFORD/SPRNGFLD/WESTFLD M 0 53						
(BRADLEY INTERNATIONAL)						
AA—AMERICAN AIRLINES	TOTAL	S	431088	1244 05	1830 58	3074 63
		NS	0			
		AS	431088	1244 05	1830.58	3074 63
CO—CONTINENTAL	TOTAL	S	104206	147 40	712 33	859 73
		NS	0			
		AS	104206	147 40	712 33	859 73
DL—DELTA AIR LINES	TOTAL	S	444752	902 67	3565 21	4467 88
		NS	268			
		AS	445020	902 67	3565 21	4467 88
EA—EASTERN AIR LINES	TOTAL	S	140648	1123 90	52 21	1176 11
		NS	0			
		AS	140648	1123 90	52 21	1176 11
FM- FEDERAL EXPRESS	TOTAL	S	0	7543 03		7543 03
		NS	0			
		AS	0	7543 03		7543 03
JH—AMERIJET INTERNATIONAL	TOTAL	S	0			
		NS	0	52		52
		AS	0	52		52
JW—ARROW AIR	TOTAL	S	0	638 10		638 10
		NS	0	435 50		435 50
		AS	0	1073 60		1073 60
KW - PACIFIC INTERSTATE	TOTAL	S	1989			
		NS	79			
		AS	2068			
ML- MIDWAY AIRLINES	TOTAL	S	36726	33 35	47 98	81 33
		NS	147			
		AS	36873	33 35	47 98	81 33
NW NORTHWEST AIRLINES	TOTAL	S	158698	324 48	870 55	1195 03
		NS	96			
		AS	158794	324 48	870 55	1195 03

NOTE: S - Scheduled
NS - Non-scheduled
AS - All Services

TABLE 6—Continued
Enplaned Revenue Passengers, and Enplaned Revenue Tons of Freight and Mail By Type of Service, and By Air Carrier
12 Months Ended December 31, 1990

STATE OR U.S. AREA COMMUNITY (AIRPORT NAME) CARRIER HUB % OF ENPLANEMENTS	OPERATION	SERVICE	ENPLANED PASSENGERS	ENPLANED REVENUE TONS		
				FREIGHT	MAIL	TOTAL FREIGHT AND MAIL
CONNECTICUT—Continued						
HARTFORD/SPRNGFLD/WESTFLD—Continued						
(BRADLEY INTERNATIONAL)—Continued						
PA—PAN AMERICAN	TOTAL	S	0			
		NS	145			
		AS	145			
TW—TRANS WORLD AIR	TOTAL	S	85580	109.86	900 54	1010.40
		NS	347			
		AS	85927	109 86	900.54	1010.40
UA—UNITED AIR LINES	TOTAL	S	299010	1261.33	3398.69	4660 02
		NS	0			
		AS	299010	1261.33	3398.69	4660.02
US—U S AIR	TOTAL	S	608185	557.48	2947.85	3505 33
		NS	319			
		AS	608504	557 48	2947.85	3505.33
YB—TRANS CONTINENTAL	TOTAL	S	0	11 86		11 86
		NS	172			
		AS	172	11 86		11.86
5X—UNITED PARCEL SERVICE	TOTAL	S	0	98.55		98.55
		NS	0			
		AS	0	98.55		98.55
COMMUNITY TOTAL	TOTAL	S	2310882	13996 06	14325.94	28322.00
		NS	1573	436 02		436 02
		AS	2312455	14432.08	14325 94	28758 02
DELAWARE						
DOVER N 0 00						
(DOVER AFB)						
FM—FEDERAL EXPRESS	TOTAL	S	0			
		NS	0	2880 94		2880 94
		AS	0	2880 94		2880.94
JW—ARROW AIR	TOTAL	S	0	281 30		281 30
		NS	0	281 30		281.30
		AS	0	562 60		562.60
COMMUNITY TOTAL	TOTAL	S	0	281 30		281.30
		NS	0	3162 24		3162.24
		AS	0	3443 54		3443 54
WILMINGTON N 0 00						
(GREATER WILMINGTON)						
VK—ZANTOP INTL AIRLINES	TOTAL	S	0	3 00		3.00
		NS	0	3 00		3.00
		AS	0	6 00		6 00
COMMUNITY TOTAL	TOTAL	S	0	3 00		3 00
		NS	0	3 00		3 00
		AS	0	6 00		6 00
DIST. OF COL.						
WASHINGTON L 2 62						
(DULLES INTERNATIONAL) 1 01						
AA—AMERICAN AIRLINES	TOTAL	S	433816	2775 46	4625 13	7400.59
		NS	0			
		AS	433816	2775 46	4625 13	7400 59
CO—CONTINENTAL	TOTAL	S	113945	290 52	1071 65	1362 17
		NS	572			
		AS	114517	290 52	1071 65	1362.17
DL—DELTA AIR LINES	TOTAL	S	186014	432 36	911 30	1343 66
		NS	748			
		AS	186762	432 36	911.30	1343 66
EA—EASTERN AIR LINES	TOTAL	S	0			
		NS	105			
		AS	105			
FM—FEDERAL EXPRESS	TOTAL	S	0	24227 08	3.88	24230.96
		NS	0			
		AS	0	24227 08	3 88	24230.96

NOTE S Scheduled
NS Nonscheduled
AS All Service

TABLE 6—Continued
Enplaned Revenue Passengers, and Enplaned Revenue Tons of Freight and Mail By Type of Service, and By Air Carrier
12 Months Ended December 31, 1990

STATE OR U.S. AREA / COMMUNITY / (AIRPORT NAME) / CARRIER / HUB % OF ENPLANEMENTS	OPERATION	SERVICE	ENPLANED PASSENGERS	ENPLANED REVENUE TONS		
				FREIGHT	MAIL	TOTAL FREIGHT AND MAIL
DIST. OF COL.—Continued						
WASHINGTON—Continued						
(DULLES INTERNATIONAL)—Continued						
NW—NORTHWEST AIRLINES	TOTAL	S	104359	144 06	198 88	342.94
		NS	0			
		AS	104359	144.06	198 88	342 94
OE—WESTAIR AIRLINES	TOTAL	S	173955			
		NS	0			
		AS	173955			
PA—PAN AMERICAN	TOTAL	S	235082	5064 28	4258.19	9322.47
		NS	680			
		AS	235762	5064 28	4258 19	9322.47
TW—TRANS WORLD AIR	TOTAL	S	183864	3030.48	502 84	3533 32
		NS	192			
		AS	184056	3030 48	502.84	3533 32
UA—UNITED AIR LINES	TOTAL	S	2749394	17530 30	13619 11	31149 41
		NS	944			
		AS	2750338	17530.30	13619 11	31149.41
US—U S AIR	TOTAL	S	95208	98.24	59 72	157 96
		NS	0			
		AS	95208	98 24	59.72	157 96
ZW—AIR WISCONSIN	TOTAL	S	169714	16 91	98.88	115 79
		NS	0			
		AS	169714	16 91	98 88	115.79
AIRPORT TOTAL	TOTAL	S	4445351	53609 69	25349 58	78959 27
		NS	3241			
		AS	4448592	53609 69	25349 58	78959 27
(WASHINGTON NATIONAL) 1 60						
AA—AMERICAN AIRLINES	TOTAL	S	668987	1855 17	2030 40	3885 57
		NS	131			
		AS	669118	1855 17	2030.40	3885 57
CO—CONTINENTAL	TOTAL	S	568469	211 14	1148 07	1359.21
		NS	449			
		AS	568918	211 14	1148.07	1359.21
DL—DELTA AIR LINES	TOTAL	S	693999	1154 99	4849 53	6004 52
		NS	0			
		AS	693999	1154 99	4849 53	6004 52
EA—EASTERN AIR LINES	TOTAL	S	808152	3514 96	902 76	4417 72
		NS	0			
		AS	808152	3514 96	902 76	4417 72
HP—AMERICAN WEST	TOTAL	S	50306	44 31	670 37	714 68
		NS	106			
		AS	50412	44 31	670 37	714 68
ML—MIDWAY AIRLINES	TOTAL	S	132771	33 14	804 59	837 73
		NS	0			
		AS	132771	33 14	804.59	837 73
NW—NORTHWEST AIRLINES	TOTAL	S	730674	1023 67	4486.41	5510 08
		NS	0			
		AS	730674	1023 67	4486 41	5510 08
PA—PAN AMERICAN	TOTAL	S	618037	134 08	331 14	465 22
		NS	390			
		AS	618427	134 08	331 14	465 22
TB—TRUMP SHUTTLE	TOTAL	S	383531		74 20	74 20
		NS	758			
		AS	384289		74 20	74 20
TW—TRANS WORLD AIR	TOTAL	S	394608	484 44	2401 48	2885 92
		NS	400			
		AS	395008	484 44	2401 48	2885 92
UA—UNITED AIR LINES	TOTAL	S	401879	233 71	2398 51	2632 22
		NS	315			
		AS	402194	233 71	2398 51	2632 22
US—U S AIR	TOTAL	S	1550217	1768 69	7032 55	8801 24

NOTE: S—Scheduled
NS—Non-scheduled
AS—All Services

TABLE 6—Continued
Enplaned Revenue Passengers, and Enplaned Revenue Tons of Freight and Mail By Type of Service, and By Air Carrier
12 Months Ended December 31, 1990

STATE OR U.S. AREA COMMUNITY (AIRPORT NAME) CARRIER HUB % OF ENPLANEMENTS	OPERATION	SERVICE	ENPLANED PASSENGERS	ENPLANED REVENUE TONS		
				FREIGHT	MAIL	TOTAL FREIGHT AND MAIL
DIST. OF COL.—Continued						
WASHINGTON—Continued						
(WASHINGTON NATIONAL)—Continued						
		NS	0			
		AS	1550217	1768.69	7032 55	8801 24
YX—MIDWEST EXPRESS	TOTAL	S	30403	11.84	211 34	223.18
		NS	111			
		AS	30514	11 84	211 34	223.18
AIRPORT TOTAL	TOTAL	S	7032033	10470.14	27341 35	37811.49
		NS	2660			
		AS	7034693	10470 14	27341.35	37811 49
COMMUNITY TOTAL BY CARRIER						
AA—AMERICAN AIRLINES	TOTAL	S	1102803	4630 63	6655.53	11286.16
		NS	131			
		AS	1102934	4630.63	6655.53	11286.16
CO—CONTINENTAL	TOTAL	S	682414	501.66	2219.72	2721 38
		NS	1021			
		AS	683435	501 66	2219 72	2721.38
DL—DELTA AIR LINES	TOTAL	S	880013	1587 35	5760 83	7348.18
		NS	748			
		AS	880761	1587 35	5760.83	7348.18
EA—EASTERN AIR LINES	TOTAL	S	808152	3514 96	902 76	4417.72
		NS	105			
		AS	808257	3514.96	902 76	4417 72
FM—FEDERAL EXPRESS	TOTAL	S	0	24227 08	3 88	24230 96
		NS	0			
		AS	0	24227.08	3 88	24230.96
HP—AMERICAN WEST	TOTAL	S	50306	44 31	670 37	714.68
		NS	106			
		AS	50412	44 31	670.37	714 68
ML—MIDWAY AIRLINES	TOTAL	S	132771	33 14	804 59	837.73
		NS	0			
		AS	132771	33 14	804 59	837 73
NW—NORTHWEST AIRLINES	TOTAL	S	835033	1167 73	4685.29	5853 02
		NS	0			
		AS	835033	1167.73	4685 29	5853 02
OE—WESTAIR AIRLINES	TOTAL	S	173955			
		NS	0			
		AS	173955			
PA—PAN AMERICAN	TOTAL	S	853119	5198 36	4589 33	9787 69
		NS	1070			
		AS	854189	5198 36	4589 33	9787 69
TB—TRUMP SHUTTLE	TOTAL	S	383531		74 20	74 20
		NS	758			
		AS	384289		74 20	74.20
TW—TRANS WORLD AIR	TOTAL	S	578472	3514 92	2904 32	6419.24
		NS	592			
		AS	579064	3514 92	2904 32	6419 24
UA—UNITED AIR LINES	TOTAL	S	3151273	17764 01	16017 62	33781.63
		NS	1259			
		AS	3152532	17764 01	16017 62	33781 63
US—U S AIR	TOTAL	S	1645425	1866.93	7092 27	8959.20
		NS	0			
		AS	1645425	1866 93	7092 27	8959 20
YX—MIDWEST EXPRESS	TOTAL	S	30403	11 84	211 34	223 18
		NS	111			
		AS	30514	11 84	211 34	223 18
ZW—AIR WISCONSIN	TOTAL	S	169714	16 91	98 88	115 79
		NS	0			
		AS	169714	16 91	98 88	115 79
COMMUNITY TOTAL	TOTAL	S	11477384	64079 83	52690 93	116770 76
		NS	5901			

NOTE S Scheduled
NS Nonscheduled
AS All Service

TABLE 6—Continued
Enplaned Revenue Passengers, and Enplaned Revenue Tons of Freight and Mail By Type of Service, and By Air Carrier
12 Months Ended December 31, 1990

STATE OR U.S. AREA COMMUNITY (AIRPORT NAME) CARRIER HUB % OF ENPLANEMENTS	OPERATION	SERVICE	ENPLANED PASSENGERS	ENPLANED REVENUE TONS		
				FREIGHT	MAIL	TOTAL FREIGHT AND MAIL
DIST. OF COL.—Continued						
WASHINGTON—Continued						
(WASHINGTON NATIONAL)—Continued						
COMMUNITY TOTAL—Continued						
		AS	11483285	64079.83	52690.93	116770.76
FLORIDA						
COCOA BEACH N 0.00						
(PATRICK AFB)						
DAYTONA BEACH S 0.11						
(DAYTON BEACH REGIONAL)						
AA—AMERICAN AIRLINES	TOTAL	S	91219	5.84	12	5.96
		NS	0			
		AS	91219	5.84	.12	5.96
CO—CONTINENTAL	TOTAL	S	56294	32.42	.04	32.46
		NS	146			
		AS	56440	32.42	04	32.46
DL—DELTA AIR LINES	TOTAL	S	125874	311.34	2.61	313.95
		NS	142			
		AS	126016	311.34	2 61	313.95
EA—EASTERN AIR LINES	TOTAL	S	123451	1 53	86 38	87.91
		NS	0			
		AS	123451	1 53	86.38	87.91
US—U.S. AIR	TOTAL	S	91148	26 65	.03	26 68
		NS	2062			
		AS	93210	26.65	.03	26.68
COMMUNITY TOTAL	TOTAL	S	487966	377 78	89.18	466 96
		NS	2350			
		AS	490336	377 78	89 18	466.96
DESTIN N 0.00						
(FT WALTON BEACH)						
FM—FEDERAL EXPRESS	TOTAL	S	0	395 32		395.32
		NS	0			
		AS	0	395.32		395.32
FORT MYERS M 0 39						
(PAGE FIELD) 0 39						
FM—FEDERAL EXPRESS	TOTAL	S	0	1.43		1.43
		NS	0			
		AS	0	1.43		1.43
(SOUTHWEST) 0 39						
AA—AMERICAN AIRLINES	TOTAL	S	205694	101.26	215.78	317.04
		NS	0			
		AS	205694	101.26	215.78	317.04
CO—CONTINENTAL	TOTAL	S	162526	53.24	83.74	136.98
		NS	1426			
		AS	163952	53.24	83 74	136.98
DL—DELTA AIR LINES	TOTAL	S	313425	440.93	564 72	1005.65
		NS	300			
		AS	313725	440 93	564.72	1005 65
EA—EASTERN AIR LINES	TOTAL	S	204875	553.01	165.33	718.34
		NS	129			
		AS	205004	553 01	165 33	718.34
FM—FEDERAL EXPRESS	TOTAL	S	0	857.21		857.21
		NS	0			
		AS	0	857.21		857 21
ML—MIDWAY AIRLINES	TOTAL	S	83124	9 01	128 27	137.28
		NS	0			
		AS	83124	9 01	128.27	137 28
NW—NORTHWEST AIRLINES	TOTAL	S	167649	38 30	127.15	165 45
		NS	0			
		AS	167649	38 30	127 15	165.45
TW—TRANS WORLD AIR	TOTAL	S	133343	57 45	91 85	149.30

NOTE S Scheduled
NS Nonscheduled
AS All Service

TABLE 6—Continued
Enplaned Revenue Passengers, and Enplaned Revenue Tons of Freight and Mail By Type of Service, and By Air Carrier
12 Months Ended December 31, 1990

STATE OR U.S. AREA / COMMUNITY / (AIRPORT NAME) / CARRIER / HUB % OF ENPLANEMENTS	OPERATION	SERVICE	ENPLANED PASSENGERS	ENPLANED REVENUE TONS		
				FREIGHT	MAIL	TOTAL FREIGHT AND MAIL
FLORIDA—Continued						
FORT MYERS—Continued						
(SOUTHWEST)—Continued						
		NS	51			
		AS	133394	57 45	91.85	149.30
TZ—AMERICAN TRANS AIR	TOTAL	S	34015			
		NS	10785			
		AS	44800			
UA—UNITED AIR LINES	TOTAL	S	96431	174.25	77.00	251.25
		NS	0			
		AS	96431	174.25	77.00	251.25
US—U S AIR	TOTAL	S	298906	150 41	246.06	396 47
		NS	0			
		AS	298906	150.41	246 06	396 47
AIRPORT TOTAL	TOTAL	S	1699988	2435.07	1699.90	4134.97
		NS	12691			
		AS	1712679	2435 07	1699 90	4134.97
COMMUNITY TOTAL BY CARRIER						
AA—AMERICAN AIRLINES	TOTAL	S	205694	101 26	215.78	317 04
		NS	0			
		AS	205694	101 26	215 78	317 04
CO—CONTINENTAL	TOTAL	S	162526	53 24	83 74	136.98
		NS	1426			
		AS	163952	53 24	83.74	136.98
DL—DELTA AIR LINES	TOTAL	S	313425	440 93	564 72	1005.65
		NS	300			
		AS	313725	440 93	564 72	1005.65
EA—EASTERN AIR LINES	TOTAL	S	204875	553 01	165 33	718.34
		NS	129			
		AS	205004	553 01	165 33	718.34
FM—FEDERAL EXPRESS	TOTAL	S	0	858 64		858.64
		NS	0			
		AS	0	858 64		858.64
ML—MIDWAY AIRLINES	TOTAL	S	83124	9 01	128.27	137.28
		NS	0			
		AS	83124	9.01	128 27	137 28
NW—NORTHWEST AIRLINES	TOTAL	S	167649	38 30	127.15	165 45
		NS	0			
		AS	167649	38 30	127 15	165 45
TW—TRANS WORLD AIR	TOTAL	S	133343	57.45	91 85	149 30
		NS	51			
		AS	133394	57 45	91 85	149 30
TZ—AMERICAN TRANS AIR	TOTAL	S	34015			
		NS	10785			
		AS	44800			
UA—UNITED AIR LINES	TOTAL	S	96431	174 25	77 00	251 25
		NS	0			
		AS	96431	174 25	77 00	251 25
US—U S AIR	TOTAL	S	298906	150 41	246 06	396 47
		NS	0			
		AS	298906	150 41	246 06	396 47
COMMUNITY TOTAL	TOTAL	S	1699988	2436 50	1699 90	4136 40
		NS	12691			
		AS	1712679	2436 50	1699 90	4136 40
FORT PIERCE N 0 00						
(FORT PIERCE)						
FM—FEDERAL EXPRESS	TOTAL	S	0	141 37		141 37
		NS	0			
		AS	0	141 37		141 37
GAINESVILLE N 0 00						
(GAINESVILLE MUNI)						
EA—EASTERN AIR LINES	TOTAL	S	96320	45	91 17	91 62

NOTE S Scheduled
NS Nonscheduled
AS All Service

TABLE 6—Continued
Enplaned Revenue Passengers, and Enplaned Revenue Tons of Freight and Mail By Type of Service, and By Air Carrier
12 Months Ended December 31, 1990

STATE OR U.S. AREA / COMMUNITY / (AIRPORT NAME) / CARRIER / HUB % OF ENPLANEMENTS	OPERATION	SERVICE	ENPLANED PASSENGERS	ENPLANED REVENUE TONS		
				FREIGHT	MAIL	TOTAL FREIGHT AND MAIL
FLORIDA—Continued						
GAINESVILLE—Continued						
(GAINESVILLE MUNI)—Continued						
		NS	240			
		AS	96560	.45	91.17	91.62
US—U.S. AIR	TOTAL	S	69704	.96	1.30	2.26
		NS	0			
		AS	69704	.96	1.30	2.26
COMMUNITY TOTAL	TOTAL	S	166024	1.41	92.47	93.88
		NS	240			
		AS	166264	1.41	92.47	93.88
HOMESTEAD N 0.00						
(HOMESTEAD AFB)						
JACKSONVILLE M 0.29						
(JACKSONVILLE INTERNATIONAL) 0.29						
AA—AMERICAN AIRLINES	TOTAL	S	122576	60.42	306.85	367.27
		NS	0			
		AS	122576	60.42	306.85	367.27
CO—CONTINENTAL	TOTAL	S	106959	138.30	315.68	453.98
		NS	297			
		AS	107256	138.30	315.68	453.98
DL—DELTA AIR LINES	TOTAL	S	326399	574.01	2227.79	2801.80
		NS	683			
		AS	327082	574.01	2227.79	2801.80
EA—EASTERN AIR LINES	TOTAL	S	149881	1360.50	117.36	1477.86
		NS	0			
		AS	149881	1360.50	117.36	1477.86
FM—FEDERAL EXPRESS	TOTAL	S	0	5486.06		5486.06
		NS	0			
		AS	0	5486.06		5486.06
ML—MIDWAY AIRLINES	TOTAL	S	49834	38.12	258.00	296.12
		NS	0			
		AS	49834	38.12	258.00	296.12
PA—PAN AMERICAN	TOTAL	S	20414	9.30	118.69	127.99
		NS	0			
		AS	20414	9.30	118.69	127.99
TW—TRANS WORLD AIR	TOTAL	S	53922	50.86	494.52	545.38
		NS	0			
		AS	53922	50.86	494.52	545.38
UA—UNITED AIR LINES	TOTAL	S	60439	29.49	403.43	432.92
		NS	0			
		AS	60439	29.49	403.43	432.92
US—U.S. AIR	TOTAL	S	375243	326.49	1169.00	1495.49
		NS	30			
		AS	375273	326.49	1169.00	1495.49
AIRPORT TOTAL	TOTAL	S	1265667	8073.55	5411.32	13484.87
		NS	1010			
		AS	1266677	8073.55	5411.32	13484.87
(JACKSONVILLE NAS) 0.00						
COMMUNITY TOTAL BY CARRIER						
AA—AMERICAN AIRLINES	TOTAL	S	122576	60.42	306.85	367.27
		NS	0			
		AS	122576	60.42	306.85	367.27
CO—CONTINENTAL	TOTAL	S	106959	138.30	315.68	453.98
		NS	297			
		AS	107256	138.30	315.68	453.98
DL—DELTA AIR LINES	TOTAL	S	326399	574.01	2227.79	2801.80
		NS	683			
		AS	327082	574.01	2227.79	2801.80
EA—EASTERN AIR LINES	TOTAL	S	149881	1360.50	117.36	1477.86
		NS	0			
		AS	149881	1360.50	117.36	1477.86

NOTE S Scheduled
NS Nonscheduled
AS All Service

TABLE 6—Continued
Enplaned Revenue Passengers, and Enplaned Revenue Tons of Freight and Mail By Type of Service, and By Air Carrier
12 Months Ended December 31, 1990

STATE OR U.S. AREA / COMMUNITY / (AIRPORT NAME) / CARRIER / HUB % OF ENPLANEMENTS	OPERATION	SERVICE	ENPLANED PASSENGERS	ENPLANED REVENUE TONS		
				FREIGHT	MAIL	TOTAL FREIGHT AND MAIL
FLORIDA—Continued						
JACKSONVILLE—Continued						
(JACKSONVILLE NAS)—Continued						
COMMUNITY TOTAL BY CARRIER—Continued						
FM—FEDERAL EXPRESS	TOTAL	S	0	5486.06		5486.06
		NS	0			
		AS	0	5486.06		5486.06
ML—MIDWAY AIRLINES	TOTAL	S	49834	38.12	258 0	296 12
		NS	0			
		AS	49834	38.12	258.00	296.12
PA—PAN AMERICAN	TOTAL	S	20414	9.30	118 69	127 99
		NS	0			
		AS	20414	9.30	118.69	127.99
TW—TRANS WORLD AIR	TOTAL	S	53922	50 86	494.52	545.38
		NS	0			
		AS	53922	50.86	494.52	545.38
UA—UNITED AIR LINES	TOTAL	S	60439	29.49	403.43	432.92
		NS	0			
		AS	60439	29.49	403.43	432 92
US—U.S. AIR	TOTAL	S	375243	326.49	1169.00	1495.49
		NS	30			
		AS	375273	326.49	1169.00	1495 49
COMMUNITY TOTAL	TOTAL	S	1265667	8073.55	5411.32	13484.87
		NS	1010			
		AS	1266677	8073.55	5411.32	13484.87
KEY WEST N 0.00						
(KEY WEST INTERNATIONAL) 0.00						
FM—FEDERAL EXPRESS	TOTAL	S	0	80.37		80 37
		NS	0			
		AS	0	80 37		80.37
US—U.S AIR	TOTAL	S	80203	19.24	7.87	27.11
		NS	0			
		AS	80203	19 24	7.87	27.11
AIRPORT TOTAL	TOTAL	S	80203	99.61	7.87	107 48
		NS	0			
		AS	80203	99.61	7 87	107 48
(KEY WEST NAS) 0.00						
COMMUNITY TOTAL BY CARRIER						
FM—FEDERAL EXPRESS	TOTAL	S	0	80 37		80.37
		NS	0			
		AS	0	80.37		80 37
US—U.S. AIR	TOTAL	S	80203	19 24	7.87	27 11
		NS	0			
		AS	80203	19 24	7 87	27 11
COMMUNITY TOTAL	TOTAL	S	80203	99.61	7.87	107 48
		NS	0			
		AS	80203	99 61	7 87	107 48
MARATHON N 0.00						
(MARATHON FLIGHT STRIP)						
FM—FEDERAL EXPRESS	TOTAL	S	0	1 13		1.13
		NS	0			
		AS	0	1 13		1.13
MELBOURNE S 0 08						
(CAPE KENNEDY REGIONAL)						
AA—AMERICAN AIRLINES	TOTAL	S	73874	20 03	25	20 28
		NS	0			
		AS	73874	20 03	25	20 28
CO—CONTINENTAL	TOTAL	S	48676	10.58	.22	10.80
		NS	0			
		AS	48676	10.58	22	10 80
DL—DELTA AIR LINES	TOTAL	S	69843	99 19		99 19

NOTE S = Scheduled
NS = Nonscheduled
AS = All Service

TABLE 6—Continued
Enplaned Revenue Passengers, and Enplaned Revenue Tons of Freight and Mail By Type of Service, and By Air Carrier
12 Months Ended December 31, 1990

STATE OR U.S. AREA / COMMUNITY / (AIRPORT NAME) / CARRIER / HUB % OF ENPLANEMENTS	OPERATION	SERVICE	ENPLANED PASSENGERS	ENPLANED REVENUE TONS		
				FREIGHT	MAIL	TOTAL FREIGHT AND MAIL
FLORIDA—Continued						
MELBOURNE—Continued						
(CAPE KENNEDY REGIONAL)—Continued						
		NS	0			
		AS	69643	99.19		99.19
EA—EASTERN AIR LINES	TOTAL	S	113425	1.00	33.68	34.68
		NS	0			
		AS	113425	1.00	33.68	34.68
US—U.S. AIR	TOTAL	S	54306	2.78		2.78
		NS	0			
		AS	54306	2.78		2.78
COMMUNITY TOTAL	TOTAL	S	360126	133.58	34.15	167.73
		NS	0			
		AS	360126	133.58	34.15	167.73
MIAMI/FT. LAUDERDALE L 2.99						
(MIAMI INTERNATIONAL) 2.99						
AA—AMERICAN AIRLINES	TOTAL	S	2023478	27959.10	4010.35	31969.45
		NS	0			
		AS	2023478	27959.10	4010.35	31969.45
AE—AERIAL TRASNIT	TOTAL	S	0	1918.10		1918.10
		NS	0	3999.11		3999.11
		AS	0	5917.21		5917.21
CO—CONTINENTAL	TOTAL	S	562252	7311.46	703.28	8014.74
		NS	17264			
		AS	579516	7311.46	703.28	8014.74
CR—CONNER AIR LINES	TOTAL	S	0	1494.74		1494.74
		NS	0			
		AS	0	1494.74		1494.74
DL—DELTA AIR LINES	TOTAL	S	684447	8805.92	2064.94	10870.86
		NS	204			
		AS	684651	8805 92	2064.94	10870.86
EA—EASTERN AIR LINES	TOTAL	S	1516374	3307.61	13639.50	16947.11
		NS	34956			
		AS	1551330	3307.61	13639.50	16947.11
FF—TOWER AIR	TOTAL	S	29717			
		NS	15891			
		AS	45608			
FM—FEDERAL EXPRESS	TOTAL	S	0	20386 48		20386.48
		NS	0			
		AS	0	20386.48		20386.48
JH—AMERIJET INTERNATIONAL	TOTAL	S	0	2702.11		2702.11
		NS	0	2382.54	5.56	2388.10
		AS	0	5084.65	5.56	5090.21
JW—ARROW AIR	TOTAL	S	0	14135.16		14135.16
		NS	0	15477.56		15477.56
		AS	0	29612.72		29612.72
KW--PACIFIC INTERSTATE	TOTAL	S	4549	27.35		27.35
		NS	665	1.51		1 51
		AS	5214	28.86		28.86
ML—MIDWAY AIRLINES	TOTAL	S	110016	2414.35	727.67	3142.02
		NS	0			
		AS	110016	2414.35	727.67	3142.02
NW—NORTHWEST AIRLINES	TOTAL	S	319464	3328.39	776.25	4104.64
		NS	0			
		AS	319464	3328.39	776.25	4104.64
PA—PAN AMERICAN	TOTAL	S	2255894	31081.85	6365.38	37447.23
		NS	5082	13.09		13.09
		AS	2260976	31094.94	6365 38	37460.32
TW—TRANS WORLD AIR	TOTAL	S	262619	1126.42	544.13	1670.55
		NS	1191			
		AS	263810	1126.42	544.13	1670.55
UA—UNITED AIR LINES	TOTAL	S	284085	2319 93	1135.82	3455.75

NOTE S Scheduled
NS Nonscheduled
AS All Service

TABLE 6—Continued
Enplaned Revenue Passengers, and Enplaned Revenue Tons of Freight and Mail By Type of Service, and By Air Carrier
12 Months Ended December 31, 1990

STATE OR U.S. AREA / COMMUNITY / (AIRPORT NAME) / CARRIER / HUB % OF ENPLANEMENTS	OPERATION	SERVICE	ENPLANED PASSENGERS	ENPLANED REVENUE TONS		
				FREIGHT	MAIL	TOTAL FREIGHT AND MAIL
FLORIDA—Continued						
MIAMI/FT. LAUDERDALE—Continued						
(MIAMI INTERNATIONAL)—Continued						
		NS	0			
		AS	284085	2319.93	1135.82	3455.75
US—U.S. AIR	TOTAL	S	1097788	2951.09	1849.41	4800.50
		NS	167			
		AS	1097955	2951.09	1849.41	4800.50
VK—ZANTOP INTL AIRLINES	TOTAL	S	0	14.00		14.00
		NS	0	14.00		14.00
		AS	0	28.00		28.00
WE—CHALLENGE AIR CARGO	TOTAL	S	0	32476.79	1916.58	34393.37
		NS	0	1598.58	.72	1599.30
		AS	0	34075.37	1917.30	35992.67
AIRPORT TOTAL	TOTAL	S	9150683	163760.85	33733.31	197494.16
		NS	75420	23486.39	6.28	23492.67
		AS	9226103	187247.24	33739.59	220986 83
(FT. LAUDERDALE-HOLLYWOOD INTL) 0 88						
AA—AMERICAN AIRLINES	TOTAL	S	268514	637 70	405 44	1043.14
		NS	0			
		AS	268514	637.70	405.44	1043.14
CO—CONTINENTAL	TOTAL	S	337434	836.33	494.44	1330 77
		NS	4434			
		AS	341868	836 33	491.44	1330.77
DL—DELTA AIR LINES	TOTAL	S	1228328	8092 74	3339 34	11432.08
		NS	1379			
		AS	1229707	8092 74	3339 34	11432 08
EA—EASTERN AIR LINES	TOTAL	S	597556	888 26	693 16	1581 42
		NS	0			
		AS	597556	888.26	693 16	1581 42
FM—FEDERAL EXPRESS	TOTAL	S	0	26001 44		26001 44
		NS	0			
		AS	0	26001 44		26001 44
JH—AMERIJET INTERNATIONAL	TOTAL	S	0			
		NS	0	07		07
		AS	0	07		07
KW—PACIFIC INTERSTATE	TOTAL	S	53281	438 17		438.17
		NS	24886	1 26		1 26
		AS	78167	439 43		439 43
ML—MIDWAY AIRLINES	TOTAL	S	122255	129 57	476 43	606 00
		NS	0			
		AS	122255	129 57	476 43	606 00
NW—NORTHWEST AIRLINES	TOTAL	S	111981	135 26	225 40	360 66
		NS	90			
		AS	112071	135 26	225 40	360 66
PA—PAN AMERICAN	TOTAL	S	58127	7 32	260 38	267 70
		NS	835			
		AS	58962	7.32	260 38	267 70
TW—TRANS WORLD AIR	TOTAL	S	189227	79 96	288 93	368 89
		NS	397			
		AS	189624	79 96	288 93	368 89
UA—UNITED AIR LINES	TOTAL	S	133785	116 26	360 72	476 98
		NS	141			
		AS	133926	116 26	360 72	476 98
US—U S AIR	TOTAL	S	739411	966 09	1297 88	2263.97
		NS	1149			
		AS	740560	966.09	1297 88	2263 97
YX—MIDWEST EXPRESS	TOTAL	S	2147			
		NS	0			
		AS	2147			
AIRPORT TOTAL	TOTAL	S	3842046	38329 10	7842 12	46171 22
		NS	33311	1 33		1.33

NOTE S Scheduled
NS Nonscheduled
AS Air Service

TABLE 6—Continued
Enplaned Revenue Passengers, and Enplaned Revenue Tons of Freight and Mail By Type of Service, and By Air Carrier
12 Months Ended December 31, 1990

STATE OR U.S. AREA COMMUNITY (AIRPORT NAME) CARRIER HUB % OF ENPLANEMENTS	OPERATION	SERVICE	ENPLANED PASSENGERS	ENPLANED REVENUE TONS		
				FREIGHT	MAIL	TOTAL FREIGHT AND MAIL
FLORIDA—Continued						
MIAMI/FT. LAUDERDALE—Continued						
(FT. LAUDERDALE-HOLLYWOOD INTL)—Continued						
AIRPORT TOTAL—Continued						
		AS	3875357	36330.43	7842 12	46172 55
COMMUNITY TOTAL BY CARRIER						
AA—AMERICAN AIRLINES	TOTAL	S	2291992	28596 80	4415 79	33012 59
		NS	0			
		AS	2291992	28596 80	4415 79	33012 59
AE—AERIAL TRASNIT	TOTAL	S	0	1918.10		1918.10
		NS	0	3999 11		3999 11
		AS	0	5917 21		5917.21
CO—CONTINENTAL	TOTAL	S	899686	8147.79	1197.72	9345 51
		NS	21698			
		AS	921384	8147.79	1197 72	9345 51
CR—CONNER AIR LINES	TOTAL	S	0	1494 74		1494 74
		NS	0			
		AS	0	1494 74		1494 74
DL—DELTA AIR LINES	TOTAL	S	1912775	16898 66	5404 28	22302 94
		NS	1583			
		AS	1914358	16898 66	5404 28	22302 94
EA—EASTERN AIR LINES	TOTAL	S	2113930	4195 87	14332 66	18528.53
		NS	34956			
		AS	2148886	4195 87	14332 66	18528 53
FF—TOWER AIR	TOTAL	S	29717			
		NS	15891			
		AS	45608			
FM—FEDERAL EXPRESS	TOTAL	S	0	46387 92		46387 92
		NS	0			
		AS	0	46387 92		46387 92
JH—AMERIJET INTERNATIONAL	TOTAL	S	0	2702 11		2702 11
		NS	0	2382.61	5 56	2388 17
		AS	0	5084 72	5 56	5090 28
JW—ARROW AIR	TOTAL	S	0	14135 16		14135 16
		NS	0	15477 56		15477 56
		AS	0	29612 72		29612 72
KW—PACIFIC INTERSTATE	TOTAL	S	57830	465 52		465 52
		NS	25551	2 77		2 77
		AS	83381	468 29		468 29
ML—MIDWAY AIRLINES	TOTAL	S	232271	2543 92	1204 10	3748 02
		NS	0			
		AS	232271	2543 92	1204 10	3748 02
NW—NORTHWEST AIRLINES	TOTAL	S	431445	3463 65	1001 65	4465 30
		NS	90			
		AS	431535	3463 65	1001 65	4465 30
PA—PAN AMERICAN	TOTAL	S	2314021	31089 17	6625.76	37714 93
		NS	5917	13 09		13 09
		AS	2319938	31102 26	6625 76	37728.02
TW—TRANS WORLD AIR	TOTAL	S	451846	1206 38	833 06	2039.44
		NS	1588			
		AS	453434	1206 38	833 06	2039 44
UA—UNITED AIR LINES	TOTAL	S	417870	2436 19	1496 54	3932 73
		NS	141			
		AS	418011	2436 19	1496 54	3932 73
US—U S AIR	TOTAL	S	1837199	3917 18	3147 29	7064 47
		NS	1316			
		AS	1838515	3917 18	3147 29	7064 47
VK—ZANTOP INTL AIRLINES	TOTAL	S	0	14 00		14 00
		NS	0	14 00		14 00
		AS	0	28 00		28 00
WE—CHALLENGE AIR CARGO	TOTAL	S	0	32476 79	1916 58	34393 37
		NS	0	1598.58	72	1599 30

NOTE S Scheduled
NS Nonscheduled
AS All Service

TABLE 6—Continued
Enplaned Revenue Passengers, and Enplaned Revenue Tons of Freight and Mail By Type of Service, and By Air Carrier
12 Months Ended December 31, 1990

STATE OR U.S. AREA / COMMUNITY / (AIRPORT NAME) / CARRIER / HUB % OF ENPLANEMENTS	OPERATION	SERVICE	ENPLANED PASSENGERS	ENPLANED REVENUE TONS		
				FREIGHT	MAIL	TOTAL FREIGHT AND MAIL
FLORIDA—Continued						
MIAMI/FT. LAUDERDALE—Continued						
(FT. LAUDERDALE-HOLLYWOOD INTL)—Continued						
COMMUNITY TOTAL BY CARRIER—Continued						
		AS	[illegible]	34075.37	1917.30	35992.67
YX—MIDWEST EXPRESS	TOTAL	S	2147			
		NS	0			
		AS	2147			
COMMUNITY TOTAL	TOTAL	S	12992729	202089.95	41575.43	243665.38
		NS	108731	23487.72	6.28	23494.00
		AS	13101460	225577.67	41581.71	267159.38
ORLANDO L 1.75						
(ORLANDO INTERNATIONAL)						
AA—AMERICAN AIRLINES	TOTAL	S	645176	1022.99	872.42	1895.41
		NS	180			
		AS	645356	1022.99	872.42	1895.41
CO—CONTINENTAL	TOTAL	S	603974	2137.42	582.81	2720.23
		NS	16475			
		AS	620449	2137.42	582.81	2720.23
DL—DELTA AIR LINES	TOTAL	S	2367150	8428.53	5001.73	13430.26
		NS	922			
		AS	2368072	8428.53	5001.73	13430.26
EA—EASTERN AIR LINES	TOTAL	S	680868	591.83	1006.78	1598.61
		NS	945			
		AS	681813	591.83	1006.78	1598.61
FF—TOWER AIR	TOTAL	S	0			
		NS	1909			
		AS	1909			
FM—FEDERAL EXPRESS	TOTAL	S	0	7741.00		7741.00
		NS	0	146.56		146.56
		AS	0	7887.56		7887.56
JH—AMERIJET INTERNATIONAL	TOTAL	S	0			
		NS	0	28		28
		AS	0	28		.28
JW—ARROW AIR	TOTAL	S	0	14.30		14.30
		NS	0	14.30		14.30
		AS	0	28.60		28.60
KW—PACIFIC INTERSTATE	TOTAL	S	0			
		NS	5095			
		AS	5095			
ML—MIDWAY AIRLINES	TOTAL	S	196268	33.56	393.00	426.56
		NS	1595			
		AS	197863	33.56	393.00	426.56
NW—NORTHWEST AIRLINES	TOTAL	S	532943	383.28	526.08	909.36
		NS	0			
		AS	532943	383.28	526.08	909.36
PA—PAN AMERICAN	TOTAL	S	238567	88.61	91.68	180.29
		NS	290			
		AS	238857	88.61	91.68	180.29
TB—TRUMP SHUTTLE	TOTAL	S	10954			
		NS	10846			
		AS	21800			
TW—TRANS WORLD AIR	TOTAL	S	358256	154.55	652.90	807.45
		NS	10576			
		AS	368832	154.55	652.90	807.45
TZ—AMERICAN TRANS AIR	TOTAL	S	8953			
		NS	30429			
		AS	39382			
UA—UNITED AIR LINES	TOTAL	S	533121	1635.01	1119.26	2754.27
		NS	0			
		AS	533121	1635.01	1119.26	2754.27
US—U.S. AIR	TOTAL	S	1369709	1548.51	1836.38	3384.89

NOTE S - Scheduled
NS - Nonscheduled
AS All Service

TABLE 6—Continued
Enplaned Revenue Passengers, and Enplaned Revenue Tons of Freight and Mail By Type of Service, and By Air Carrier
12 Months Ended December 31, 1990

STATE OR U.S. AREA / COMMUNITY / (AIRPORT NAME) / CARRIER / HUB % OF ENPLANEMENTS	OPERATION	SERVICE	ENPLANED PASSENGERS	ENPLANED REVENUE TONS		
				FREIGHT	MAIL	TOTAL FREIGHT AND MAIL
FLORIDA—Continued						
ORLANDO—Continued						
(ORLANDO INTERNATIONAL)—Continued						
		NS	52568			
		AS	1422277	1548.51	1836.38	3384.89
COMMUNITY TOTAL	TOTAL	S	7545939	23779.59	12063.04	35862.63
		NS	131830	161.14		161.14
		AS	7677769	23940.73	12063.04	36023.77
PANAMA CITY N 0.00						
(PANAMA CITY-BAY COUNTY)						
FM—FEDERAL EXPRESS	TOTAL	S	0	4.44		4.44
		NS	0			
		AS	0	4.44		4.44
PENSACOLA S 0.09						
(PENSACOLA REGIONAL)						
CO—CONTINENTAL	TOTAL	S	42099	24.75	180.72	205.47
		NS	0			
		AS	42099	24.75	180.72	205.47
DL—DELTA AIR LINES	TOTAL	S	142615	266.49	897.08	1163.57
		NS	0			
		AS	142615	266.49	897.08	1163.57
EA—EASTERN AIR LINES	TOTAL	S	109506	547.78	298.24	846.02
		NS	0			
		AS	109506	547.78	298.24	846.02
FM—FEDERAL EXPRESS	TOTAL	S	0	1.84		1.84
		NS	0			
		AS	0	1.84		1.84
US—U.S AIR	TOTAL	S	100002	23.96	53.51	77.47
		NS	0			
		AS	100002	23.96	53.51	77.47
COMMUNITY TOTAL	TOTAL	S	394222	864.82	1429.55	2294.37
		NS	0			
		AS	394222	864.82	1429.55	2294.37
SARASOTA/BRADENTON S 0.23						
(SARASOTA-BRADENTON)						
AA—AMERICAN AIRLINES	TOTAL	S	129952	49.53	3.75	53.28
		NS	0			
		AS	129952	49.53	3.75	53 28
CO—CONTINENTAL	TOTAL	S	119158	18.19	1.35	19.54
		NS	853			
		AS	120011	18.19	1.35	19.54
DL—DELTA AIR LINES	TOTAL	S	205661	272.97	.18	273.15
		NS	0			
		AS	205661	272.07	.18	273.15
EA—EASTERN AIR LINES	TOTAL	S	157999	7.35	60 68	68 03
		NS	0			
		AS	157999	7.35	60.68	68.03
ML—MIDWAY AIRLINES	TOTAL	S	55961	19.69		19.69
		NS	162			
		AS	56123	19.69		19.69
NW--NORTHWEST AIRLINES	TOTAL	S	73909	102.11	08	102.19
		NS	0			
		AS	73909	102.11	.08	102.19
TW--TRANS WORLD AIR	TOTAL	S	77047	19.55	78	20.33
		NS	197			
		AS	77244	19.55	.78	20.33
UA—UNITED AIR LINES	TOTAL	S	43604	8.51	2 20	10.71
		NS	0			
		AS	43604	8.51	2.20	10.71
US—U S AIR	TOTAL	S	125432	44.17	2 34	46.51
		NS	0			
		AS	125432	44.17	2.34	46 51

NOTE S Scheduled
NS Nonscheduled
AS All Service

TABLE 6—Continued
Enplaned Revenue Passengers, and Enplaned Revenue Tons of Freight and Mail By Type of Service, and By Air Carrier
12 Months Ended December 31, 1990

STATE OR U.S. AREA / COMMUNITY / (AIRPORT NAME) / CARRIER / HUB % OF ENPLANEMENTS	OPERATION	SERVICE	ENPLANED PASSENGERS	ENPLANED REVENUE TONS		
				FREIGHT	MAIL	TOTAL FREIGHT AND MAIL
FLORIDA—Continued						
SARASOTA/BRADENTON—Continued						
(SARASOTA-BRADENTON)—Continued						
COMMUNITY TOTAL	TOTAL	S	988723	542.07	71 36	613.43
		NS	1212			
		AS	989935	542.07	71.36	613.43
TALLAHASSEE S 0.09						
(TALLAHASSEE MUNI)						
DL—DELTA AIR LINES	TOTAL	S	78639	161.18	444.95	606.13
		NS	1050			
		AS	79689	161.18	444 95	606.13
EA—EASTERN AIR LINES	TOTAL	S	71964	248 00	155.47	403.47
		NS	248			
		AS	72212	248.00	155.47	403.47
FM—FEDERAL EXPRESS	TOTAL	S	0	987.13		987.13
		NS	0			
		AS	0	987 13		987.13
US—U.S. AIR	TOTAL	S	229831	96.21	98.98	195.19
		NS	108			
		AS	229939	96.21	98.98	195.19
COMMUNITY TOTAL	TOTAL	S	380434	1492 52	699.40	2191.92
		NS	1406			
		AS	381840	1492.52	699 40	2191.92
TAMPA&ST.PTSBG/CLWTR&LKLND L 1.09						
(TAMPA INTERNATIONAL) 1.09						
AA—AMERICAN AIRLINES	TOTAL	S	457906	985.40	1146.06	2131.46
		NS	118			
		AS	458024	985.40	1146.06	2131.46
CO—CONTINENTAL	TOTAL	S	441785	1585.35	1357.51	2942.86
		NS	7098			
		AS	448883	1585.35	1357.51	2942.86
DL—DELTA AIR LINES	TOTAL	S	815621	6911.81	4975 69	11887.50
		NS	410			
		AS	816031	6911 81	4975.69	11887.50
EA—EASTERN AIR LINES	TOTAL	S	502229	2522 25	1865 56	4387.81
		NS	0			
		AS	502229	2522.25	1865.56	4387.81
FM—FEDERAL EXPRESS	TOTAL	S	0	5356 45		5356.45
		NS	0			
		AS	0	5356 45		5356.45
ML—MIDWAY AIRLINES	TOTAL	S	157707	190 20	709.27	899.47
		NS	0			
		AS	157707	190 20	709 27	899.47
NW—NORTHWEST AIRLINES	TOTAL	S	415099	1188 25	1225.89	2414 14
		NS	289			
		AS	415388	1188 25	1225 89	2414.14
PA—PAN AMERICAN	TOTAL	S	159831	74.55	620 26	694.81
		NS	0			
		AS	159831	74 55	620.26	694.81
TW—TRANS WORLD AIR	TOTAL	S	226053	743 56	787.89	1531.45
		NS	896			
		AS	226949	743.56	787 89	1531.45
TZ—AMERICAN TRANS AIR	TOTAL	S	110			
		NS	219			
		AS	329			
UA—UNITED AIR LINES	TOTAL	S	266652	642 14	1291.76	1933.90
		NS	185			
		AS	266837	642 14	1291 76	1933.90
US—U S. AIR	TOTAL	S	1321574	2848 12	3037 90	5886.02
		NS	5061			
		AS	1326635	2848 12	3037 90	5886.02
YX—MIDWEST EXPRESS	TOTAL	S	2177			

NOTE S Scheduled
NS - Nonscheduled
AS All Service

TABLE 6—Continued
Enplaned Revenue Passengers, and Enplaned Revenue Tons of Freight and Mail By Type of Service, and By Air Carrier
12 Months Ended December 31, 1990

STATE OR U.S. AREA COMMUNITY (AIRPORT NAME) CARRIER HUB % OF ENPLANEMENTS	OPERATION	SERVICE	ENPLANED PASSENGERS	ENPLANED REVENUE TONS		
				FREIGHT	MAIL	TOTAL FREIGHT AND MAIL
FLORIDA—Continued						
TAMPA&ST.PTSBG/CLWTR&LKLND—Continued						
(TAMPA INTERNATIONAL)—Continued						
		NS	0			
		AS	2177			
AIRPORT TOTAL	TOTAL	S	4766744	23048.08	17017.79	40065.87
		NS	14276			
		AS	4781020	23048.08	17017.79	40065.87
(ST. PETERSBURG/CLWTR INTL) 0.00						
KW—PACIFIC INTERSTATE	TOTAL	S	73			
		NS	45			
		AS	118			
(MACDILL AFB) 0.00						
COMMUNITY TOTAL BY CARRIER						
AA—AMERICAN AIRLINES	TOTAL	S	457906	985.40	1146.06	2131.46
		NS	118			
		AS	458024	985.40	1146.06	2131.46
CO—CONTINENTAL	TOTAL	S	441785	1585.35	1357.51	2942.86
		NS	7098			
		AS	448883	1585.35	1357.51	2942.86
DL—DELTA AIR LINES	TOTAL	S	815621	6911.81	4975.69	11887.50
		NS	410			
		AS	816031	6911.81	4975.69	11887.50
EA—EASTERN AIR LINES	TOTAL	S	502229	2522.25	1865.56	4387.81
		NS	0			
		AS	502229	2522.25	1865.56	4387.81
FM—FEDERAL EXPRESS	TOTAL	S	0	5356.45		5356.45
		NS	0			
		AS	0	5356.45		5356.45
KW—PACIFIC INTERSTATE	TOTAL	S	73			
		NS	45			
		AS	118			
ML—MIDWAY AIRLINES	TOTAL	S	157707	190.20	709.27	899.47
		NS	0			
		AS	157707	190.20	709.27	899.47
NW—NORTHWEST AIRLINES	TOTAL	S	415099	1188.25	1225.89	2414.14
		NS	289			
		AS	415388	1188.25	1225.89	2414.14
PA—PAN AMERICAN	TOTAL	S	159831	74.55	620.26	694.81
		NS	0			
		AS	159831	74.55	620.26	694.81
TW—TRANS WORLD A	TOTAL	S	226053	743.56	787.89	1531.45
		NS	896			
		AS	226949	743.56	787.89	1531.45
TZ—AMERICAN TRANS AIR	TOTAL	S	110			
		NS	219			
		AS	329			
UA—UNITED AIR LINES	TOTAL	S	266652	642.14	1291.76	1933.90
		NS	185			
		AS	266837	642.14	1291.76	1933.90
US—U S AIR	TOTAL	S	1321574	2848.12	3037.90	5886.02
		NS	5061			
		AS	1326635	2848.12	3037.90	5886.02
YX—MIDWEST EXPRESS	TOTAL	S	2177			
		NS	0			
		AS	2177			
COMMUNITY TOTAL	TOTAL	S	4766817	23048.08	17017.79	40065.87
		NS	14321			
		AS	4781138	23048.08	17017.79	40065.87
VALPARAISO N 0.00						
(EGLIN AFB)						
NW—NORTHWEST AIRLINES	TOTAL	S	69462	26.41	.05	26.46

TABLE 6—Continued
Enplaned Revenue Passengers, and Enplaned Revenue Tons of Freight and Mail By Type of Service, and By Air Carrier
12 Months Ended December 31, 1990

STATE OR U.S. AREA / CITY / (AIRPORT NAME) / CARRIER / HUB % OF ENPLANEMENTS	OPERATION	SERVICE	ENPLANED PASSENGERS	ENPLANED REVENUE TONS		
				FREIGHT	MAIL	TOTAL FREIGHT AND MAIL
FLORIDA—Continued						
VALPARAISO—Continued						
(EGLIN AFB)—Continued						
		NS	0			
		AS	69462	26 41	05	26 46
COMMUNITY TOTAL	TOTAL	S	69462	26 41	05	26 46
		NS	0			
		AS	69462	26 41	05	26 46
WEST PALM BEACH/PALM BEACH M 0.59						
(PALM BEACH INTERNATIONAL)						
AA—AMERICAN AIRLINES	TOTAL	S	216182	66 68	248 20	314 88
		NS	0			
		AS	216182	66 68	248 20	314 88
CO—CONTINENTAL	TOTAL	S	308275	178 70	295 17	473 87
		NS	0			
		AS	308275	178 70	295 17	473 87
DL—DELTA AIR LINES	TOTAL	S	765411	1800 69	1216 76	3017 45
		NS	94			
		AS	765505	1800 69	1216 76	3017 45
EA—EASTERN AIR LINES	TOTAL	S	377998	771 39	104 75	876 14
		NS	0			
		AS	377998	771 39	104 75	876 14
FM—FEDERAL EXPRESS	TOTAL	S	0	72		72
		NS	0			
		AS	0	72		72
KW—PACIFIC INTERSTATE	TOTAL	S	9058	2 10		2 10
		NS	117			
		AS	9175	2 10		2 10
ML—MIDWAY AIRLINES	TOTAL	S	77938	27 67	270 84	298 51
		NS	0			
		AS	77938	27 67	270 84	298 51
NW—NORTHWEST AIRLINES	TOTAL	S	101996	37 44	173 00	210 44
		NS	0			
		AS	101996	37 44	173 00	210 44
PA—PAN AMERICAN	TOTAL	S	4			
		NS	0			
		AS	4			
TW—TRANS WORLD AIR	TOTAL	S	241733	20 55	363 48	384 03
		NS	57			
		AS	241790	20 55	363 48	384 03
TZ—AMERICAN TRANS AIR	TOTAL	S	1264			
		NS	50			
		AS	1314			
UA—UNITED AIR LINES	TOTAL	S	79326	11 94	202 35	214 29
		NS	52			
		AS	79378	11 94	202 35	214 29
US—U S AIR	TOTAL	S	429520	171 99	549 93	721 92
		NS	63			
		AS	429583	171 99	549 93	721 92
COMMUNITY TOTAL	TOTAL	S	2608705	3089 87	3424 48	6514 35
		NS	433			
		AS	2609138	3089 87	3424 48	6514 35
GEORGIA						
ALBANY N 0 00						
(ALBANY-DOUGHERTY COUNTY)						
FM—FEDERAL EXPRESS	TOTAL	S	0	193 46		193 46
		NS	0			
		AS	0	193 46		193 46
VK—ZANTOP INTL AIRLINES	TOTAL	S	0	10 00		10 00
		NS	0	10 00		10 00
		AS	0	20 00		20 00
COMMUNITY TOTAL	TOTAL	S	0	203 46		203 46

NOTE S Scheduled
NS Nonscheduled
AS All Service

TABLE 6 --Continued
Enplaned Revenue Passengers, and Enplaned Revenue Tons of Freight and Mail By Type of Service, and By Air Carrier
12 Months Ended December 31, 1990

STATE OR U.S. AREA / COMMUNITY / (AIRPORT NAME) / CARRIER / HUB % OF ENPLANEMENTS	OPERATION	SERVICE	ENPLANED PASSENGERS	ENPLANED REVENUE TONS		
				FREIGHT	MAIL	TOTAL FREIGHT AND MAIL
GEORGIA—Continued						
ALBANY—Continued						
(ALBANY-DOUGHERTY COUNTY)—Continued						
COMMUNITY TOTAL—Continued						
		NS	0	10.00		10 00
		AS	0	213 46		213 46
ATLANTA L 5 17						
(WILLIAM B HARTSFIELD INT'L)						
AA—AMERICAN AIRLINES	TOTAL	S	416824	886 17	993 58	1879 75
		NS	130			
		AS	416954	886 17	993 58	1879 75
CO—CONTINENTAL	TOTAL	S	170876	740 07	429.05	1169.12
		NS	2420			
		AS	173296	740 07	429 05	1169 12
DL—DELTA AIR LINES	TOTAL	S	13099908	84084 76	66705 59	150790.35
		NS	6465			
		AS	13106373	84084.76	66705.59	150790.35
EA—EASTERN AIR LINES	TOTAL	S	7961637	34547 48	20438 93	54986 41
		NS	713			
		AS	7962350	34547 48	20438 93	54986 41
FM—FEDERAL EXPRESS	TOTAL	S	0	39611.01	450.11	40061 12
		NS	431	139 03		139.03
		AS	431	39750 04	450.11	40200.15
JH—AMERIJET INTERNATIONAL	TOTAL	S	0			
		NS	0	02		02
		AS	0	02		.02
ML—MIDWAY AIRLINES	TOTAL	S	66947	73 16	373 53	446.69
		NS	2835			
		AS	69782	73 16	373 53	446 69
NW—NORTHWEST AIRLINES	TOTAL	S	227517	396 57	967.67	1364 24
		NS	0			
		AS	227517	396 57	967 67	1364 24
PA—PAN AMERICAN	TOTAL	S	48271	39 10	173 98	213 08
		NS	1595			
		AS	49866	39 10	173 98	213 08
TW—TRANS WORLD AIR	TOTAL	S	130467	193 75	410 81	604 56
		NS	565			
		AS	131032	193 75	410 81	604.56
TZ—AMERICAN TRANS AIR	TOTAL	S	1740			
		NS	673			
		AS	2413			
UA—UNITED AIR LINES	TOTAL	S	235544	310 40	903 27	1213 67
		NS	269			
		AS	235813	310 40	903 27	1213 67
US—U S AIR	TOTAL	S	258662	397 10	951 89	1348 99
		NS	302			
		AS	258964	397 10	951 89	1348 99
VK—ZANTOP INTL AIRLINES	TOTAL	S	0	3842 00		3842 00
		NS	0	327 00		327 00
		AS	0	4169 00		4169 00
YB—TRANS CONTINENTAL	TOTAL	S	0	3 86		3 86
		NS	0			
		AS	0	3 86		3 86
YX—MIDWEST EXPRESS	TOTAL	S	30854	77 28	241 07	318 35
		NS	20			
		AS	30874	77 28	241 07	318 35
COMMUNITY TOTAL	TOTAL	S	22649247	165202 71	93039 48	258242 19
		NS	16418	466 05		466 05
		AS	22665665	165668 76	93039 48	258708 24
AUGUSTA N 0 00						
(BUSH FIELD)						
DL—DELTA AIR LINES	TOTAL	S	125084	141 29	12 11	153 40

NOTE S Scheduled
NS Nonscheduled
AS All Services

TABLE 6—Continued
Enplaned Revenue Passengers, and Enplaned Revenue Tons of Freight and Mail By Type of Service, and By Air Carrier
12 Months Ended December 31, 1990

STATE OR U.S. AREA COMMUNITY (AIRPORT NAME) CARRIER HUB % OF ENPLANEMENTS	OPERATION	SERVICE	ENPLANED PASSENGERS	ENPLANED REVENUE TONS		
				FREIGHT	MAIL	TOTAL FREIGHT AND MAIL
GEORGIA—Continued						
AUGUSTA—Continued						
(BUSH FIELD)—Continued						
		NS	306			
		AS	125390	141.29	12 11	153 40
US—U.S. AIR	TOTAL	S	25891	5 55	03	5 58
		NS	0			
		AS	25891	5.55	03	5 58
COMMUNITY TOTAL	TOTAL	S	150975	146 84	12 14	158 98
		NS	306			
		AS	151281	146.84	12 14	158.98
COLUMBUS N 0 00						
(COLUMBUS METROPOLITAN) 0.00						
DL—DELTA AIR LINES	TOTAL	S	45288	106.78	7 44	114 22
		NS	241			
		AS	45529	106 78	7 44	114 22
VK—ZANTOP INTL AIRLINES	TOTAL	S	0	1.00		1 00
		NS	0	1.00		1 00
		AS	0	2.00		2 00
AIRPORT TOTAL	TOTAL	S	45288	107 78	7 44	115 22
		NS	241	1.00		1 00
		AS	45529	108.78	7 44	116 22
(LAWSON AAF) 0 00						
FF—TOWER AIR	TOTAL	S	0			
		NS	945			
		AS	945			
AIRPORT TOTAL	TOTAL	S	0			
		NS	945			
		AS	945			
COMMUNITY TOTAL BY CARRIER						
DL—DELTA AIR LINES	TOTAL	S	45288	106 78	7 44	114.22
		NS	241			
		AS	45529	106 78	7 44	114 22
FF—TOWER AIR	TOTAL	S	0			
		NS	945			
		AS	945			
VK—ZANTOP INTL AIRLINES	TOTAL	S	0	1 00		1 00
		NS	0	1 00		1 00
		AS	0	2 00		2 00
COMMUNITY TOTAL	TOTAL	S	45288	107 78	7 44	115.22
		NS	1186	1 00		1 00
		AS	46474	108 78	7 44	116 22
MACON N 0 00						
(LEWIS B. WILSON) 0.00						
FM—FEDERAL EXPRESS	TOTAL	S	0	83		83
		NS	0			
		AS	0	83		83
YB—TRANS CONTINENTAL	TOTAL	S	0	2 89		2 89
		NS	0			
		AS	0	2 89		2 89
AIRPORT TOTAL	TOTAL	S	0	3 72		3 72
		NS	0			
		AS	0	3 72		3 72
(ROBINS AFB) 0 00						
COMMUNITY TOTAL BY CARRIER						
FM—FEDERAL EXPRESS	TOTAL	S	0	83		83
		NS	0			
		AS	0	83		83
YB—TRANS CONTINENTAL	TOTAL	S	0	2 89		2 89
		NS	0			
		AS	0	2 89		2 89

NOTE S Scheduled
NS Nonscheduled
AS All Service

TABLE 6—Continued
Enplaned Revenue Passengers, and Enplaned Revenue Tons of Freight and Mail By Type of Service, and By Air Carrier
12 Months Ended December 31, 1990

STATE OR U.S. AREA / COMMUNITY / (AIRPORT NAME) / CARRIER / HUB % OF ENPLANEMENTS	OPERATION	SERVICE	ENPLANED PASSENGERS	ENPLANED REVENUE TONS		
				FREIGHT	MAIL	TOTAL FREIGHT AND MAIL
GEORGIA—Continued						
MACON—Continued						
(ROBINS AFB)—Continued						
COMMUNITY TOTAL	TOTAL	S	0	3 72		3.72
		NS	0			
		AS	0	3 72		3 72
SAVANNAH S 0.12						
(SAVANNAH INTL) 0.12						
AA—AMERICAN AIRLINES	TOTAL	S	96802	27 74	69 65	97 39
		NS	0			
		AS	96802	27 74	69 65	97.39
DL—DELTA AIR LINES	TOTAL	S	186603	135 86	202 06	337 92
		NS	117			
		AS	186720	135.86	202 06	337 92
EA—EASTERN AIR LINES	TOTAL	S	65038	86 46	37.70	124.16
		NS	0			
		AS	65038	86 46	37 70	124 16
FM—FEDERAL EXPRESS	TOTAL	S	0	1027 76		1027 76
		NS	450			
		AS	450	1027 76		1027 76
ML—MIDWAY AIRLINES	TOTAL	S	24180	15	15 48	15 63
		NS	0			
		AS	24180	15	15 48	15 63
UA—UNITED AIR LINES	TOTAL	S	58181	6.57	321.41	327 98
		NS	0			
		AS	58181	6 57	321 41	327 98
US—U S AIR	TOTAL	S	89510	22 07	122 62	144 69
		NS	0			
		AS	89510	22 07	122 62	144 69
AIRPORT TOTAL	TOTAL	S	520314	1306 61	768 92	2075 53
		NS	567			
		AS	520881	1306 61	768 92	2075 53
(HUNTER AAF) 0 00						
FF—TOWER AIR	TOTAL	S	0			
		NS	1535			
		AS	1535			
AIRPORT TOTAL	TOTAL	S	0			
		NS	1535			
		AS	1535			
COMMUNITY TOTAL BY CARRIER						
AA—AMERICAN AIRLINES	TOTAL	S	96802	27 74	69 65	97 39
		NS	0			
		AS	96802	27 74	69 65	97 39
DL—DELTA AIR LINES	TOTAL	S	186603	135 86	202 06	337 92
		NS	117			
		AS	186720	135 86	202 06	337 92
EA—EASTERN AIR LINES	TOTAL	S	65038	86 46	37 70	124 16
		NS	0			
		AS	65038	86 46	37 70	124 16
FF—TOWER AIR	TOTAL	S	0			
		NS	1535			
		AS	1535			
FM—FEDERAL EXPRESS	TOTAL	S	0	1027 76		1027 76
		NS	450			
		AS	450	1027 76		1027 76
ML—MIDWAY AIRLINES	TOTAL	S	24180	15	15 48	15 63
		NS	0			
		AS	24180	15	15 48	15 63
UA—UNITED AIR LINES	TOTAL	S	58181	6 57	321 41	327 98
		NS	0			
		AS	58181	6 57	321 41	327 98
US—U S AIR	TOTAL	S	89510	22 07	122 62	144 69

NOTE S Scheduled
NS Nonscheduled
AS All Service

TABLE 6—Continued
Enplaned Revenue Passengers, and Enplaned Revenue Tons of Freight and Mail By Type of Service, and By Air Carrier
12 Months Ended December 31, 1990

STATE OR U.S. AREA COMMUNITY (AIRPORT NAME) CARRIER HUB % OF ENPLANEMENTS	OPERATION	SERVICE	ENPLANED PASSENGERS	ENPLANED REVENUE TONS		
				FREIGHT	MAIL	TOTAL FREIGHT AND MAIL
GEORGIA—Continued						
SAVANNAH—Continued						
(HUNTER AAF)—Continued						
COMMUNITY TOTAL BY CARRIER—Continued						
		NS	0			
		AS	89510	22.07	122 62	144 69
COMMUNITY TOTAL	TOTAL	S	520314	1306 61	768.92	2075 53
		NS	2102			
		AS	522416	1306 61	768.92	2075.53
HAWAII						
HILO,HAWAII S 0.15						
(GENERAL LYMAN FIELD)						
AQ—ALOHA AIRLINES	TOTAL	S	304150	1673 40	1046 88	2720 28
		NS	0			
		AS	304150	1673.40	1046.88	2720.28
FM—FEDERAL EXPRESS	TOTAL	S	0	879.97		879 97
		NS	0			
		AS	0	879 97		879.97
HA—HAWAIIAN AIRLINES	TOTAL	S	346499	1968 90	92 30	2061 20
		NS	542			
		AS	347041	1968 90	92 30	2061 20
COMMUNITY TOTAL	TOTAL	S	650649	4522 27	1139 18	5661 45
		NS	542			
		AS	651191	4522.27	1139 18	5661.45
HONOLULU, OAHU L 2 05						
(HONOLULU INTERNATIONAL)						
AA—AMERICAN AIRLINES	TOTAL	S	611366	10599 46	1511.99	12111.45
		NS	233			
		AS	611599	10599 46	1511 99	12111 45
AQ—ALOHA AIRLINES	TOTAL	S	1881732	5086 90	501 45	5588 35
		NS	5622	152 78	.07	152.85
		AS	1887354	5239 68	501 52	5741 20
CO CONTINENTAL	TOTAL	S	701120	25080 07	4872.05	29952.12
		NS	0			
		AS	701120	25080 07	4872 05	29952 12
DH DISCOVERY AIRLINES	TOTAL	S	48836			
		NS	76			
		AS	48912			
[illegible]	TOTAL	S	612897	12477 29	1893.41	14370.70
		NS	0			
		AS	612897	12477.29	1893 41	14370 70
EA EASTERN AIRLINES	TOTAL	S	382			
		NS	0			
		AS	382			
FM FEDERAL EXPRESS	TOTAL	S	0	6317 04	14 97	6332.01
		NS	0	269.10		269.10
		AS	0	6586 14	14.97	6601.11
HA HAWAIIAN AIRLINES	TOTAL	S	2205973	14069 47	3925 61	17995 08
		NS	48233			
		AS	2254206	14069.47	3925 61	17995 08
HP AMERICAN WEST	TOTAL	S	186829	7599.94	217 07	7817 01
		NS	214			
		AS	187043	7599 94	217 07	7817 01
NW NORTHWEST AIRLINES	TOTAL	S	737358	9742 49	2070 82	11813 31
		NS	0			
		AS	737358	9742 49	2070 82	11813 31
PA PAN AMERICAN	TOTAL	S	113796	6295 82	323 80	6619 62
		NS	638			
		AS	114434	6295 82	323 80	6619 62
TW TRANS WORLD AIR	TOTAL	S	174903	4655 03	375 96	5030 99
		NS	0			
		AS	174903	4655 03	375 96	5030 99

NOTE S Scheduled
NS Nonscheduled
AS All Services

TABLE 6—Continued
Enplaned Revenue Passengers, and Enplaned Revenue Tons of Freight and Mail By Type of Service, and By Air Carrier
12 Months Ended December 31, 1990

STATE OR U.S. AREA / COMMUNITY / (AIRPORT NAME) / CARRIER / HUB % OF ENPLANEMENTS	OPERATION	SERVICE	ENPLANED PASSENGERS	ENPLANED REVENUE TONS		
				FREIGHT	MAIL	TOTAL FREIGHT AND MAIL
HAWAII—Continued						
HONOLULU, OAHU—Continued						
(HONOLULU INTERNATIONAL)—Continued						
TZ—AMERICAN TRANS AIR	TOTAL	S	54322			
		NS	0			
		AS	54322			
UA—UNITED AIR LINES	TOTAL	S	1616395	36717.81	4244.17	40961 98
		NS	1292			
		AS	1617687	36717.81	4244 17	40961.98
9R—ROSENBALM AVATION	TOTAL	S	0	27.60		27 60
		NS	0	405 77		405 77
		AS	0	433.37		433.37
COMMUNITY TOTAL	TOTAL	S	8945909	138668.92	19951.30	158620.22
		NS	56308	827.65	.07	827 72
		AS	9002217	139496.57	19951 37	159447 94
HOOLEHUA, MOLOKAI N 0 00						
(MOLOKAI)						
HA—HAWAIIAN AIRLINES	TOTAL	S	86413	290.97	65 37	356.34
		NS	0			
		AS	86413	290 97	65.37	356 34
KAHULUI,MAUI M 0 48						
(KAHULUI)						
AA—AMERICAN AIRLINES	TOTAL	S	118160	1510.66	98 04	1608 70
		NS	0			
		AS	118160	1510 66	98.04	1608 70
AQ—ALOHA AIRLINES	TOTAL	S	908874	1085 74	955.44	2041 18
		NS	236			
		AS	909110	1085.74	955 44	2041 18
DH—DISCOVERY AIRLINES	TOTAL	S	28159			
		NS	0			
		AS	28159			
DL—DELTA AIR LINES	TOTAL	S	137796	1407 01	2 55	1409 56
		NS	0			
		AS	137796	1407 01	2 55	1409 56
FM—FEDERAL EXPRESS	TOTAL	S	0	313 21		313 21
		NS	0			
		AS	0	313.21		313 21
HA—HAWAIIAN AIRLINES	TOTAL	S	630122	689.68	548.77	1238 45
		NS	13455			
		AS	643577	689 68	548 77	1238 45
TZ—AMERICAN TRANS AIR	TOTAL	S	12040			
		NS	0			
		AS	12040			
UA—UNITED AIR LINES	TOTAL	S	245548	4009 12	44	4009 56
		NS	0			
		AS	245548	4009 12	44	4009 56
COMMUNITY TOTAL	TOTAL	S	2080699	9015 42	1605 24	10620 66
		NS	13591			
		AS	2094390	9015 42	1605 24	10620 66
KAILUA-KONA, HAWAII S 0 22						
(KE-AHOLE)						
AQ—ALOHA AIRLINES	TOTAL	S	521238	1094 37	569 48	1663 85
		NS	53			
		AS	521291	1094 37	569 48	1663 85
DH—DISCOVERY AIRLINES	TOTAL	S	3665			
		NS	0			
		AS	3665			
FM—FEDERAL EXPRESS	TOTAL	S	0	139 08		139 08
		NS	0			
		AS	0	139 08		139 08
HA—HAWAIIAN AIRLINES	TOTAL	S	347260	936 10	317 70	1253 80
		NS	1215			

NOTE S Scheduled
NS Nonscheduled
AS All Service

TABLE 6—Continued
Enplaned Revenue Passengers, and Enplaned Revenue Tons of Freight and Mail By Type of Service, and By Air Carrier
12 Months Ended December 31, 1990

STATE OR U.S. AREA / COMMUNITY / (AIRPORT NAME) / CARRIER / HUB % OF ENPLANEMENTS	OPERATION	SERVICE	ENPLANED PASSENGERS	ENPLANED REVENUE TONS		
				FREIGHT	MAIL	TOTAL FREIGHT AND MAIL
HAWAII—Continued						
KAILUA-KONA, HAWAII—Continued						
(KE-AHOLE)—Continued						
		AS	348475	936.10	317.70	1253.80
UA—UNITED AIR LINES	TOTAL	S	103843	2997 15		2997 15
		NS	0			
		AS	103843	2997 15		2997.15
COMMUNITY TOTAL	TOTAL	S	976006	5166.70	887.18	6053.88
		NS	1268			
		AS	977274	5166.70	887 18	6053.88
LAHAINA N 0.00						
(KAPALUA-WEST MAUI ARPT)						
FM—FEDERAL EXPRESS	TOTAL	S	?	127 45		127 45
		NS	0			
		AS	0	127.45		127.45
HA—HAWAIIAN AIRLINES	TOTAL	S	169582	38 40		38 40
		NS	18			
		AS	169600	38 40		38 40
COMMUNITY TOTAL	TOTAL	S	169582	165 85		165 85
		NS	18			
		AS	169600	165.85		165.85
LANAI,LANAI N 0 00						
(LANAI)						
FM—FEDERAL EXPRESS	TOTAL	S	0	1 49		1 49
		NS	0			
		AS	0	1.49		1 49
HA—HAWAIIAN AIRLINES	TOTAL	S	5263	10 83	6.06	16.89
		NS	1365			
		AS	6528	10 83	6 06	16.89
COMMUNITY TOTAL	TOTAL	S	5263	12 32	6 06	18 38
		NS	1365			
		AS	6628	12.32	6 06	18.38
LIHUE,KAUAI M 0 29						
(LIHUE)						
AQ—ALOHA AIRLINES	TOTAL	S	639623	425 56	523.77	949 33
		NS	0			
		AS	639623	425.56	523.77	949.33
DH—DISCOVERY AIRLINES	TOTAL	S	22367			
		NS	0			
		AS	22367			
FM—FEDERAL EXPRESS	TOTAL	S	0	86.42		86 42
		NS	0			
		AS	0	86 42		86 42
HA—HAWAIIAN AIRLINES	TOTAL	S	541837	221 15	218 37	439 52
		NS	560			
		AS	542397	221 15	218 37	439.52
UA—UNITED AIR LINES	TOTAL	S	60119	236 38		236 38
		NS	232			
		AS	60351	236 38		236 38
COMMUNITY TOTAL	TOTAL	S	1263946	969 51	742 14	1711 65
		NS	792			
		AS	1264738	969 51	742 14	1711 65
IDAHO						
BOISE S 0 12						
(BOISE AIR TERMINAL/GOWEN FLD)						
AS—ALASKA AIRLINES	TOTAL	S	25964	50.27	189 59	239.86
		NS	403			
		AS	26367	50 27	189 59	239 86
DL—DELTA AIR LINES	TOTAL	S	94630	283 92	382 68	666 60
		NS	389			
		AS	95019	283 92	382 68	666.60

NOTE S Scheduled
NS Nonscheduled
AS All Service

TABLE 6—Continued
Enplaned Revenue Passengers, and Enplaned Revenue Tons of Freight and Mail By Type of Service, and By Air Carrier
12 Months Ended December 31, 1990

STATE OR U.S. AREA COMMUNITY (AIRPORT NAME) CARRIER HUB % OF ENPLANEMENTS	OPERATION	SERVICE	ENPLANED PASSENGERS	ENPLANED REVENUE TONS		
				FREIGHT	MAIL	TOTAL FREIGHT AND MAIL
IDAHO—Continued						
BOISE—Continued						
(BOISE AIR TERMINAL/GOWEN FLD)—Continued						
FM—FEDERAL EXPRESS	TOTAL	S	0	1657 71		1657 71
		NS	0			
		AS	0	1657 71		1657 71
HP—AMERICAN WEST	TOTAL	S	42652	95 60	138.02	233 62
		NS	0			
		AS	42652	95.60	138.02	233 62
QX—HORIZON AIR	TOTAL	S	134542	492.11	131 13	623 24
		NS	0			
		AS	134542	492 11	131 13	623 24
UA—UNITED AIR LINES	TOTAL	S	226325	427 54	1100 44	1527 98
		NS	187			
		AS	226512	427 54	1100 44	1527 98
COMMUNITY TOTAL	TOTAL	S	524113	3007 15	1941 86	4949 01
		NS	979			
		AS	525092	3007 15	1941 86	4949 01
BONNERS FERRY N 0.00						
(BOUNDARY COUNTY)						
FM—FEDERAL EXPRESS	TOTAL	S	0	2 16		2 16
		NS	0			
		AS	0	2.16		2 16
BURLEY/RUPERT N 0.00						
(BURLEY MUNI)						
FM—FEDERAL EXPRESS	TOTAL	S	0	33		33
		NS	0			
		AS	0	33		33
COEUR D'ALENE N 0 00						
(AIR TERMINAL)						
FM—FEDERAL EXPRESS	TOTAL	S	0	.20		20
		NS	0			
		AS	0	20		20
IDAHO FALLS N 0						
(FANNING FIELD)						
AA—AMERICAN AIRLINES	TOTAL	S	26929	6 79	7 60	14 39
		NS	0			
		AS	26929	6 79	7 60	14 39
DL—DELTA AIR LINES	TOTAL	S	70033	168 92	144 23	313 15
		NS	0			
		AS	70033	168 92	144 23	313 15
FM—FEDERAL EXPRESS	TOTAL	S	0	156 24		156 24
		NS	0			
		AS	0	156 24		156 24
QX—HORIZON AIR	TOTAL	S	13233	20 92	2 75	23 67
		NS	0			
		AS	13233	20 92	2 75	23 67
COMMUNITY TOTAL	TOTAL	S	110195	352 87	154 58	507 45
		NS	0			
		AS	110195	352.87	154 58	507 45
LEWISTON N 0 00						
(NEZ PERCE COUNTY REGIONAL)						
FM—FEDERAL EXPRESS	TOTAL	S	0	65 29		65 29
		NS	0			
		AS	0	65 29		65 29
QX—HORIZON AIR	TOTAL	S	24680	26 05	7 10	33 15
		NS	0			
		AS	24680	26 05	7 10	33 15
COMMUNITY TOTAL	TOTAL	S	24680	91 34	7 10	98 44
		NS	0			
		AS	24680	91 34	7 10	98 44

NOTE S Scheduled
NS Nonscheduled
AS All Service

TABLE 6—Continued
Enplaned Revenue Passengers, and Enplaned Revenue Tons of Freight and Mail By Type of Service, and By Air Carrier
12 Months Ended December 31, 1990

STATE OR U.S. AREA / COMMUNITY / (AIRPORT NAME) / CARRIER / HUB % OF ENPLANEMENTS	OPERATION	SERVICE	ENPLANED PASSENGERS	ENPLANED REVENUE TONS		
				FREIGHT	MAIL	TOTAL FREIGHT AND MAIL
IDAHO—Continued						
MOUNTAIN HOME N 0 00						
(MOUNTAIN HOME AFB)						
POCATELLO N 0 00						
(POCATELLO MUNI)						
FM—FEDERAL EXPRESS	TOTAL	S	0	266.41		266.41
		NS	0			
		AS	0	266.41		266.41
QX—HORIZON AIR	TOTAL	S	11596	22.06	29.47	51.53
		NS	0			
		AS	11596	22.06	29.47	51 53
COMMUNITY TOTAL	TOTAL	S	11596	288.47	29.47	317.94
		NS	0			
		AS	11596	288 47	29 47	317.94
SUN VALLEY/HAILEY/KETCHUM N 0 00						
(FRIEDMAN MEMORIAL)						
FM—FEDERAL EXPRESS	TOTAL	S	0	61.71		61 71
		NS	0			
		AS	0	61 71		61.71
HP—AMERICAN WEST	TOTAL	S	2169			
		NS	0			
		AS	2169			
QX—HORIZON AIR	TOTAL	S	30691	20 57	26.27	46 84
		NS	0			
		AS	30691	20.57	26.27	46 84
COMMUNITY TOTAL	TOTAL	S	32860	82 28	26.27	108.55
		NS	0			
		AS	32860	82.28	26.27	108.55
TWIN FALLS N 0 00						
(CITY-COUNTY APRT,JOSLIN FLD)						
FM—FEDERAL EXPRESS	TOTAL	S	0	291 54		291.54
		NS	0			
		AS	0	291.54		291.54
HP—AMERICAN WEST	TOTAL	S	313			
		NS	0			
		AS	313			
QX—HORIZON AIR	TOTAL	S	8138	16 60	.21	16 81
		NS	0			
		AS	8138	16 60	21	16.81
COMMUNITY TOTAL	TOTAL	S	8451	308 14	.21	308.35
		NS	0			
		AS	8451	308 14	21	308 35
ILLINOIS						
CHAMPAIGN/URBANA N 0 00						
(UNIVERSITY OF ILLINOIS-WILLARD)						
US—U S. AIR	TOTAL	S	43033	14 78	20	14.98
		NS	0			
		AS	43033	14 78	20	14.98
ZW—AIR WISCONSIN	TOTAL	S	38288	3.93	35	4 28
		NS	0			
		AS	38288	3 93	35	4 28
COMMUNITY TOTAL	TOTAL	S	81321	18 71	55	9 26
		NS	0			
		AS	81321	18 71	.55	19 26
CHICAGO L 6 65						
(MIDWAY) 0 81						
AP—ASPEN AIRWAYS	TOTAL	S	1258			
		NS	0			
		AS	1258			
CO—CONTINENTAL	TOTAL	S	2527	1 60		1 60
		NS	0			

NOTE S Scheduled
NS Nonscheduled
AS All Service

TABLE 6—Continued
Enplaned Revenue Passengers, and Enplaned Revenue Tons of Freight and Mail By Type of Service, and By Air Carrier
12 Months Ended December 31, 1990

STATE OR U.S. AREA COMMUNITY (AIRPORT NAME) CARRIER HUB % OF ENPLANEMENTS	OPERATION	SERVICE	ENPLANED PASSENGERS	ENPLANED REVENUE TONS		
				FREIGHT	MAIL	TOTAL FREIGHT AND MAIL
ILLINOIS—Continued						
CHICAGO—Continued						
(MIDWAY)—Continued						
		AS	2527	1.60		1.60
FM—FEDERAL EXPRESS	TOTAL	S	0	.25		25
		NS	0			
		AS	0	.25		.25
ML—MIDWAY AIRLINES	TOTAL	S	2457289	4279.46	4482.07	8761.53
		NS	960			
		AS	2458249	4279.46	4482.07	8761.53
NW—NORTHWEST AIRLINES	TOTAL	S	93313	33.67	1 06	34 73
		NS	173			
		AS	93486	33 67	1 06	34.73
TW—TRANS WORLD AIR	TOTAL	S	70597	9.64	1.31	10 95
		NS	267			
		AS	70864	9.64	1 31	10 95
UA—UNITED AIR LINES	TOTAL	S	39342	1 64	24	1 88
		NS	32			
		AS	39374	1 64	.24	1 88
US—U S AIR	TOTAL	S	66333	3 82	42	4 24
		NS	176			
		AS	66509	3.82	42	4.24
WN—SOUTHWEST AIRLINES	TOTAL	S	814376	164 70	.48	165 18
		NS	397			
		AS	814773	164.70	48	165 18
AIRPORT TOTAL	TOTAL	S	3545035	4494 78	4485 58	8980.36
		NS	2005			
		AS	3547040	4494 78	4485 58	8980 36
(O'HARE INTERNATIONAL) 5 85						
AA—AMERICAN AIRLINES	TOTAL	S	9073785	44674 26	44662 82	89337 08
		NS	161			
		AS	9073946	44674 26	44662.82	89337 08
AP—ASPEN AIRWAYS	TOTAL	S	559			
		NS	0			
		AS	559			
CO—CONTINENTAL	TOTAL	S	430875	2114 97	2238.07	4353 04
		NS	2537			
		AS	433412	2114 97	2238 07	4353 04
DL—DELTA AIR LINES	TOTAL	S	758976	8121 08	2861 04	10982 12
		NS	974			
		AS	759950	8121.08	2861.04	10982 12
EA—EASTERN AIR LINES	TOTAL	S	266742	1416 95	317 71	1734 66
		NS	232			
		AS	266974	1416 95	317 71	1734.66
FM—FEDERAL EXPRESS	TOTAL	S	0	129375 21	1879 21	131254.42
		NS	0	1013 01		1013 01
		AS	0	130388.22	1879 21	132267 43
HP—AMERICAN WEST	TOTAL	S	240271	1890.98	798 76	2689 74
		NS	92			
		AS	240363	1890 98	798 76	2689 74
JW—ARROW AIR	TOTAL	S	0	45 70		45 70
		NS	0	45 70		45 70
		AS	0	91 40		91 40
NW—NORTHWEST AIRLINES	TOTAL	S	780262	28019 32	2544 13	30563 45
		NS	82			
		AS	780344	28019 32	2544 13	30563 45
[illegible] AMERICAN	TOTAL	S	45849	486 51	663 40	1149 91
		NS	145			
		AS	45994	486 51	663 40	1149 91
TW—TRANS WORLD AIR	TOTAL	S	420808	3378 35	2390 38	5768 73
		NS	2042			
		AS	422850	3378 35	2390 38	5768 73

TABLE 6—Continued
Enplaned Revenue Passengers, and Enplaned Revenue Tons of Freight and Mail By Type of Service, and By Air Carrier
12 Months Ended December 31, 1990

STATE OR U.S. AREA / COMMUNITY / (AIRPORT NAME) / CARRIER / HUB % OF ENPLANEMENTS	OPERATION	SERVICE	ENPLANED PASSENGERS	ENPLANED REVENUE TONS		
				FREIGHT	MAIL	TOTAL FREIGHT AND MAIL
ILLINOIS—Continued						
CHICAGO—Continued						
(O'HARE INTERNATIONAL)—Continued						
UA—UNITED AIR LINES	TOTAL	S	12281071	71930 78	79022.87	150953 65
		NS	2157			
		AS	12283228	71930.78	79022 87	150953 65
US—U.S. AIR	TOTAL	S	379804	1111 11	2006 57	3117.68
		NS	24			
		AS	379828	1111 11	2006.57	3117.68
VK—ZANTOP INTL AIRLINES	TOTAL	S	0	3886.00	89 00	3975.00
		NS	0	48 00		48.00
		AS	0	3934 00	89 00	4023 00
YB—TRANS CONTINENTAL	TOTAL	S	0	3.60		3 60
		NS	160			
		AS	160	3 60		3 60
ZW—AIR WISCONSIN	TOTAL	S	948775	710 52	885 42	1595 94
		NS	0			
		AS	948775	710 52	885 42	1595.94
5X—UNITED PARCEL SERVICE	TOTAL	S	0	2191 75		2191 75
		NS	0			
		AS	0	2191 75		2191.75
AIRPORT TOTAL	TOTAL	S	25627777	299357 09	140359 38	439716.47
		NS	8606	1106.71		1106.71
		AS	25636383	300463 80	140359 38	440823 18
(PAL-WAUKEE) 0 00						
FM—FEDERAL EXPRESS	TOTAL	S	0	65		.65
		NS	0			
		AS	0	65		65
COMMUNITY TOTAL BY CARRIER						
AA—AMERICAN AIRLINES	TOTAL	S	9073785	44674 26	44662 82	89337.08
		NS	161			
		AS	9073946	44674 26	44662 82	89337 08
AP—ASPEN AIRWAYS	TOTAL	S	1817			
		NS	0			
		AS	1817			
CO—CONTINENTAL	TOTAL	S	433402	2116 57	2238 07	4354 64
		NS	2537			
		AS	435939	2116 57	2238 07	4354 64
DL—DELTA AIR LINES	TOTAL	S	758976	8121 08	2861 04	10982 12
		NS	974			
		AS	759950	8121.08	2861 04	10982 12
EA—EASTERN AIR LINES	TOTAL	S	266742	1416 95	317 71	1734 66
		NS	232			
		AS	266974	1416 95	317.71	1734 66
FM—FEDERAL EXPRESS	TOTAL	S	0	129376 11	1879 21	131255.32
		NS	0	1013 01		1013 01
		AS	0	130389 12	1879 21	132268 33
HP—AMERICAN WEST	TOTAL	S	240271	1890 98	798 76	2689 74
		NS	92			
		AS	240363	1890 38	798 76	2689 74
JW—ARROW AIR	TOTAL	S	0	45 70		45 70
		NS	0	45 70		45 70
		AS	0	91 40		91 40
ML—MIDWAY AIRLINES	TOTAL	S	2457289	4279 46	4482 07	8761 53
		NS	960			
		AS	2458249	4279 46	4482 07	8761 53
NW—NORTHWEST AIRLINES	TOTAL	S	873575	28052 99	2545 19	30598 18
		NS	255			
		AS	873830	28052 99	2545 19	30598 18
PA—PAN AMERICAN	TOTAL	S	45849	486 51	663 40	1149 91
		NS	145			
		AS	45994	486 51	663 40	1149 91

NOTE S Scheduled
NS Nonscheduled
AS Air Service

TABLE 6—Continued
Enplaned Revenue Passengers, and Enplaned Revenue Tons of Freight and Mail By Type of Service, and By Air Carrier
12 Months Ended December 31, 1990

STATE OR U.S. AREA / COMMUNITY / (AIRPORT NAME) / CARRIER / HUB % OF ENPLANEMENTS	OPERATION	SERVICE	ENPLANED PASSENGERS	ENPLANED REVENUE TONS		
				FREIGHT	MAIL	TOTAL FREIGHT AND MAIL
ILLINOIS—Continued						
CHICAGO—Continued						
(PAL-WAUKEE)—Continued						
COMMUNITY TOTAL BY CARRIER—Continued						
TW—TRANS WORLD AIR	TOTAL	S	491405	3387.99	2391.69	5779.68
		NS	2309			
		AS	493714	3387.99	2391.69	5779.68
UA—UNITED AIR LINES	TOTAL	S	12320413	71932.42	79023.11	150955.53
		NS	2189			
		AS	12322602	71932.42	79023.11	150955.53
US—U S AIR	TOTAL	S	446137	1114.93	2006 99	3121.92
		NS	200			
		AS	446337	1114.93	2006 99	3121.92
VK—ZANTOP INTL AIRLINES	TOTAL	S	0	3886.00	89.00	3975.00
		NS	0	48 00		48.00
		AS	0	3934 00	89 00	4023 00
WN—SOUTHWEST AIRLINES	TOTAL	S	814376	164 70	48	165.18
		NS	397			
		AS	814773	164 70	48	165 18
YB—TRANS CONTINENTAL	TOTAL	S	0	3 60		3.60
		NS	160			
		AS	160	3 60		3.60
ZW—AIR WISCONSIN	TOTAL	S	948775	710 52	885.42	1595.94
		NS	0			
		AS	948775	710.52	885 42	1595.94
5X—UNITED PARCEL SERVICE	TOTAL	S	0	2191.75		2191.75
		NS	0			
		AS	0	2191 75		2191 75
COMMUNITY TOTAL	TOTAL	S	29172812	303852 52	144844 96	448697.48
		NS	10611	1106.71		1106.71
		AS	29183423	304959 23	144844 96	449804 19
DECATUR N 0 00						
(DECATUR)						
FM—FEDERAL EXPRESS	TOTAL	S	0	1 22		1 22
		NS	0			
		AS	0	1 22		1 22
MOLINE S 0 05						
(QUAD-CITY)						
FM—FEDERAL EXPRESS	TOTAL	S	0	131 21		131.21
		NS	0			
		AS	0	131 21		131 21
HP—AMERICAN WEST	TOTAL	S	46874	179 68	21.54	201.22
		NS	0			
		AS	46874	179 68	21 54	201.22
TW—TRANS WORLD AIR	TOTAL	S	55936	41 89	211 82	253 71
		NS	160			
		AS	56096	41 89	211 82	253 71
UA—UNITED AIR LINES	TOTAL	S	32417	15 18	44 00	59 18
		NS	0			
		AS	32417	15 18	44 00	59 18
ZW—AIR WISCONSIN	TOTAL	S	84706	26 13	32 91	59 04
		NS	0			
		AS	84706	26 13	32 91	59.04
COMMUNITY TOTAL	TOTAL	S	219933	394 09	310 27	704.36
		NS	160			
		AS	220093	394 09	310 27	704 36
PEORIA N 0 00						
(GREATER PEORIA)						
FM—FEDERAL EXPRESS	TOTAL	S	0	2264 61		2264 61
		NS	0			
		AS	0	2264 61		2264 61
TW—TRANS WORLD AIR	TOTAL	S	50034	31 32	42	31 74

NOTE S Scheduled
NS Nonscheduled
AS All Services

TABLE 6—Continued
Enplaned Revenue Passengers, and Enplaned Revenue Tons of Freight and Mail By Type of Service, and By Air Carrier
12 Months Ended December 31, 1990

STATE OR U.S. AREA / COMMUNITY / (AIRPORT NAME) / CARRIER / HUB % OF ENPLANEMENTS	OPERATION	SERVICE	ENPLANED PASSENGERS	ENPLANED REVENUE TONS		
				FREIGHT	MAIL	TOTAL FREIGHT AND MAIL
ILLINOIS—Continued						
PEORIA—Continued						
(GREATER PEORIA)—Continued						
		NS	489			
		AS	50523	31 32	42	31 74
UA—UNITED AIR LINES	TOTAL	S	17671	13 30	3 78	17 08
		NS	0			
		AS	17671	13.30	3.78	17 08
ZW—AIR WISCONSIN	TOTAL	S	40793	7.62	11 12	18 74
		NS	0			
		AS	40793	7 62	11 12	18 74
COMMUNITY TOTAL	TOTAL	S	108498	2316 85	15 32	2332 17
		NS	489			
		AS	108987	2316 85	15 32	2332 17
QUINCY/HANNIBAL N 0 00						
(QUINCY MUNI BALDWIN FIELD)						
FM—FEDERAL EXPRESS	TOTAL	S	0	2 28		2 28
		NS	0			
		AS	0	2 28		2 28
ROCKFORD N 0 00						
(GREATER ROCKFORD)						
COMMUNITY TOTAL						
SPRINGFIELD N 0.00						
(CAPITAL)						
INDIANA						
EVANSVILLE N 0 00						
(EVANSVILLE DRESS REGIONAL)						
FM—FEDERAL EXPRESS	TOTAL	S	0	45		45
		NS	0			
		AS	0	45		45
US—U S AIR	TOTAL	S	92630	80 12	425 29	505 41
		NS	0			
		AS	92630	80 12	425 29	505 41
VK—ZANTOP INTL AIRLINES	TOTAL	S	0	2 00		2 00
		NS	0	2 00		2 00
		AS	0	4 00		4 00
COMMUNITY TOTAL	TOTAL	S	92630	82 57	425 29	507 86
		NS	0	2 00		2 00
		AS	92630	84 57	425 29	509 86
FORT WAYNE S 0 06						
(MUNICIPAL/BAER FIELD)						
AA—AMERICAN AIRLINES	TOTAL	S	28895	10 84	68 39	79 23
		NS	0			
		AS	28895	10 84	68 39	79 23
DL—DELTA AIR LINES	TOTAL	S	45612	86 39	286 77	373 16
		NS	0			
		AS	45612	86.39	286 77	373 16
FM—FEDERAL EXPRESS	TOTAL	S	0	792 57		792 57
		NS	0			
		AS	0	792 57		792 57
JH—AMERIJET INTERNATIONAL	TOTAL	S	0			
		NS	0	20 68		20 68
		AS	0	20 68		20 68
NW—NORTHWEST AIRLINES	TOTAL	S	55580	22 12	107 95	130 07
		NS	0			
		AS	55580	22 12	107 95	130 07
US—U S AIR	TOTAL	S	46211	95 63	104 36	[illegible]
		NS	0			
		AS	46211	95 63	104 36	[illegible]
YB—TRANS CONTINENTAL	TOTAL	S	0	66 25		[illegible]
		NS	0			

NOTE S Scheduled
NS Nonscheduled
AS All Service

TABLE 6—Continued
Enplaned Revenue Passengers, and Enplaned Revenue Tons of Freight and Mail By Type of Service, and By Air Carrier
12 Months Ended December 31, 1990

STATE OR U.S. AREA COMMUNITY (AIRPORT NAME) CARRIER HUB % OF ENPLANEMENTS	OPERATION	SERVICE	ENPLANED PASSENGERS	ENPLANED REVENUE TONS		
				FREIGHT	MAIL	TOTAL FREIGHT AND MAIL
INDIANA—Continued						
FORT WAYNE—Continued						
(MUNICIPAL/BAER FIELD)—Continued						
		AS	0	66.25		66.25
ZW—AIR WISCONSIN	TOTAL	S	65702	20.26	94.56	114.82
		NS	0			
		AS	65702	20.26	94.56	114.82
COMMUNITY TOTAL	TOTAL	S	242000	1094.06	662.03	1756.09
		NS	0	20.68		20.68
		AS	242000	1114.74	662.03	1776.77
GARY N 0.00						
(GARY MUNI)						
INDIANAPOLIS M 0.59						
(INDIANAPOLIS INTERNATIONAL)						
AA—AMERICAN AIRLINES	TOTAL	S	215851	265.82	534.09	799.91
		NS	0			
		AS	215851	265.82	534.09	799.91
CO—CONTINENTAL	TOTAL	S	147256	374.45	413.51	787.96
		NS	2961			
		AS	150217	374.45	413.51	787.96
DL—DELTA AIR LINES	TOTAL	S	209613	630.44	828.96	1459.40
		NS	321			
		AS	209934	630.44	828.96	1459.40
EA—EASTERN AIR LINES	TOTAL	S	98328	478.30	43.63	521.93
		NS	0			
		AS	98328	478.30	43.63	521.93
FM—FEDERAL EXPRESS	TOTAL	S	0	103523.14	351.98	103875.12
		NS	0			
		AS	0	103523.14	351.98	103875.12
NW—NORTHWEST AIRLINES	TOTAL	S	330904	228.28	1564.89	1793.17
		NS	0			
		AS	330904	228.28	1564.89	1793.17
PA—PAN AMERICAN	TOTAL	S	10695	3.35	142.54	145.89
		NS	250			
		AS	10945	3.35	142.54	145.89
TW—TRANS WORLD AIR	TOTAL	S	165789	225.90	696.51	922.41
		NS	1043			
		AS	166832	225.90	696.51	922.41
TZ—AMERICAN TRANS AIR	TOTAL	S	45594			
		NS	54517			
		AS	100111			
UA—UNITED AIR LINES	TOTAL	S	207530	82.80	650.85	733.65
		NS	494			
		AS	208024	82.80	650.85	733.65
US—U S. AIR	TOTAL	S	964503	1732.80	4138.25	5871.05
		NS	249			
		AS	964752	1732.80	4138.25	5871.05
VK—ZANTOP INTL AIRLINES	TOTAL	S	0	2200.00	170.00	2370.00
		NS	0	538.00		538.00
		AS	0	2738.00	170.00	2908.00
WN—SOUTHWEST AIRLINES	TOTAL	S	145754	66.62	177.84	244.46
		NS	187			
		AS	145941	66.62	177.84	244.46
YB—TRANS CONTINENTAL	TOTAL	S	0	.73		.73
		NS	0			
		AS	0	.73		.73
COMMUNITY TOTAL	TOTAL	S	2541817	109812.63	9713.05	119525.68
		NS	60022	538.00		538.00
		AS	2601839	110350.63	9713.05	120063.68
KOKOMO/LOGANSPORT/PERU N 0.00						
(KOKOMO MUNI)						
YB—TRANS CONTINENTAL	TOTAL	S	0	3.46		3.46

NOTE S = Scheduled
NS = Nonscheduled
AS = All Service

TABLE 6—Continued
Enplaned Revenue Passengers, and Enplaned Revenue Tons of Freight and Mail By Type of Service, and By Air Carrier
12 Months Ended December 31, 1990

STATE OR U.S. AREA / COMMUNITY / (AIRPORT NAME) / CARRIER / HUB % OF ENPLANEMENTS	OPERATION	SERVICE	ENPLANED PASSENGERS	ENPLANED REVENUE TONS		
				FREIGHT	MAIL	TOTAL FREIGHT AND MAIL
INDIANA—Continued						
KOKOMO/LOGANSPORT/PERU—Continued						
(KOKOMO MUNI)—Continued						
		NS	0			
		AS	0	3.46		3.46
SOUTH BEND S 0.05						
(MICHIANA REGIONAL)						
FM—FEDERAL EXPRESS	TOTAL	S	0	1696.12		1696.12
		NS	0			
		AS	0	1696.12		1696.12
NW—NORTHWEST AIRLINES	TOTAL	S	63609	24.85	101.10	125.95
		NS	0			
		AS	63609	24.85	101.10	125.95
US—U.S. AIR	TOTAL	S	76704	76.11	73.67	149.78
		NS	0			
		AS	76704	76.11	73.67	149.78
VK—ZANTOP INTL AIRLINES	TOTAL	S	0	3.00		3.00
		NS	0	3.00		3.00
		AS	0	6.00		6.00
ZW—AIR WISCONSIN	TOTAL	S	83737	22.92	38.05	60.97
		NS	0			
		AS	83737	22.92	38.05	60.97
COMMUNITY TOTAL	TOTAL	S	224050	1823.00	212.82	2035.82
		NS	0	3.00		3.00
		AS	224050	1826.00	212.82	2038.82
TERRE HAUTE N 0.00						
(HULMAN FIELD)						
KW—PACIFIC INTERSTATE	TOTAL	S	116			
		NS	0			
		AS	116			
COMMUNITY TOTAL	TOTAL	S	116			
		NS	0			
		AS	116			
IOWA						
CEDAR RAPIDS/IOWA CITY S 0.06						
(CEDAR RAPIDS MUNI)						
FM—FEDERAL EXPRESS	TOTAL	S	0	5802.71		5802.71
		NS	0			
		AS	[illegible]	5802.71		5802.71
HP—AMERICAN WEST	TOTAL	S	320[illegible]	18.04	135.67	153.71
		NS	0			
		AS	32031	18.04	135.67	153.71
JE—EXPRESS ONE	TOTAL	S	0	12		.12
		NS	0			
		AS	0	.12		.12
NW—NORTHWEST AIRLINES	TOTAL	S	49145	21.73	289.88	311.61
		NS	0			
		AS	49145	21.73	289.88	311.61
TW—TRANS WORLD AIR	TOTAL	S	75034	44.66	326.69	371.35
		NS	1788			
		AS	76822	44.66	326.69	371.35
UA—UNITED AIR LINES	TOTAL	S	98609	31.36	841.12	872.48
		NS	442			
		AS	99051	31.36	841.12	872.48
ZW—AIR WISCONSIN	TOTAL	S	84093	18.91	30.44	49.35
		NS	0			
		AS	84093	18.91	30.44	49.35
COMMUNITY TOTAL	TOTAL	S	338912	5937.53	1623.60	7561.33
		NS	2230			
		AS	341142	5937.53	1623.60	7561.33

NOTE S = Scheduled
NS = Nonscheduled
AS = All Service

TABLE 6—Continued
Enplaned Revenue Passengers, and Enplaned Revenue Tons of Freight and Mail By Type of Service, and By Air Carrier
12 Months Ended December 31, 1990

STATE OR U.S. AREA / COMMUNITY / (AIRPORT NAME) / CARRIER / HUB % OF ENPLANEMENTS	OPERATION	SERVICE	ENPLANED PASSENGERS	ENPLANED REVENUE TONS		
				FREIGHT	MAIL	TOTAL FREIGHT AND MAIL
IOWA—Continued						
DES MOINES S 0.15						
(DES MOINES MUNI)						
AA—AMERICAN AIRLINES	TOTAL	S	130733	104.28	1793.65	1897.93
		NS	0			
		AS	130733	104.28	1793.65	1897.93
FM—FEDERAL EXPRESS	TOTAL	S	0	1125.36		1125.36
		NS	0			
		AS	0	1125.36		1125.36
HP—AMERICAN WEST	TOTAL	S	66520	58.56	575.95	634.51
		NS	0			
		AS	66520	58.56	575.95	634.51
JE—EXPRESS ONE	TOTAL	S	0	.09		.09
		NS	0			
		AS	0	.09		09
ML—MIDWAY AIRLINES	TOTAL	S	55346	53.77	898.15	951.92
		NS	0			
		AS	55346	53.77	898.15	951.92
NW—NORTHWEST AIRLINES	TOTAL	S	72306	91.88	1262.54	1354.42
		NS	0			
		AS	72306	91.88	1262.54	1354.42
TW—TRANS WORLD AIR	TOTAL	S	85055	86.51	1926.33	2012.84
		NS	760			
		AS	85815	86.51	1926.33	2012 84
UA—UNITED AIR LINES	TOTAL	S	247775	184 70	2585.40	2770.10
		NS	124			
		AS	247899	184.70	2585.40	2770.10
COMMUNITY TOTAL	TOTAL	S	657735	1705.15	9042.02	10747.17
		NS	884			
		AS	658619	1705.15	9042.02	10747.17
DUBUQUE N 0.00						
(DUBUQUE MUNI)						
FM—FEDERAL EXPRESS	TOTAL	S	0	25.31		25.31
		NS	0			
		AS	0	25.31		25.31
MASON CITY N 0.00						
(MASON CITY MUNI)						
FM—FEDERAL EXPRESS	TOTAL	S	0	316.96		316.96
		NS	0			
		AS	0	316.96		316 96
SIOUX CITY N 0.00						
(SIOUX CITY MUNI)						
FM—FEDERAL EXPRESS	TOTAL	S	0	3.13		3.13
		NS	0			
		AS	0	3.13		3.13
HP—AMERICAN WEST	TOTAL	S	29965	27.99	.78	28 77
		NS	0			
		AS	29965	27.99	.78	28 77
TW—TRANS WORLD AIR	TOTAL	S	18583	35.79	1.42	37.21
		NS	144			
		AS	18727	35.79	1.42	37.21
UA—UNITED AIR LINES	TOTAL	S	31838	40.47	2.37	42.84
		NS	0			
		AS	31838	40.47	2.37	42.84
COMMUNITY TOTAL	TOTAL	S	80386	107.38	4.57	111.95
		NS	144			
		AS	80530	107.38	4.57	111.95
WATERLOO N 0.00						
(WATERLOO MUNI)						
FM—FEDERAL EXPRESS	TOTAL	S	0	15.90		15.90
		NS	0			
		AS	0	15.90		15.90

NOTE S = Scheduled
NS = Nonscheduled
AS = All Service

TABLE 6—Continued
Enplaned Revenue Passengers, and Enplaned Revenue Tons of Freight and Mail By Type of Service, and By Air Carrier
12 Months Ended December 31, 1990

STATE OR U.S. AREA / COMMUNITY / (AIRPORT NAME) / CARRIER / HUB % OF ENPLANEMENTS	OPERATION	SERVICE	ENPLANED PASSENGERS	ENPLANED REVENUE TONS		
				FREIGHT	MAIL	TOTAL FREIGHT AND MAIL
KANSAS						
DODGE CITY N 0.00						
(DODGE CITY MUNI)						
FM—FEDERAL EXPRESS	TOTAL	S	0	.18		.18
		NS	0			
		AS	0	.18		.18
GARDEN CITY N 0.00						
(GARDEN CITY MUNI)						
FM—FEDERAL EXPRESS	TOTAL	S	0	50.04		50.04
		NS	0			
		AS	0	50.04		50.04
TOPEKA N 0.00						
(FORBES AFB)						
FF—TOWER AIR	TOTAL	S	0			
		NS	789			
		AS	789			
COMMUNITY TOTAL	TOTAL	S	0			
		NS	789			
		AS	789			
WICHITA S 0.13						
(MID-CONTINENT) 0.13						
AA—AMERICAN AIRLINES	TOTAL	S	95595	366.63	199.41	566.04
		NS	0			
		AS	95595	366.63	199.41	566.04
CO—CONTINENTAL	TOTAL	S	70180	120.84	409.61	530.45
		NS	0			
		AS	70180	120.84	409.61	530.45
DL—DELTA AIR LINES	TOTAL	S	37815	138.89	174.86	313.75
		NS	0			
		AS	37815	138.89	174.86	313.75
FM—FEDERAL EXPRESS	TOTAL	S	0	6029.05		6029.05
		NS	0			
		AS	0	6029.05		6029.05
HP—AMERICAN WEST	TOTAL	S	72371	99.43	421.69	521.12
		NS	0			
		AS	72371	99.43	421.69	521.12
JH—AMERIJET INTERNATIONAL	TOTAL	S	0			
		NS	0	.20		.20
		AS	0	.20		.20
NW—NORTHWEST AIRLINES	TOTAL	S	44750	43.16	287.77	330.93
		NS	0			
		AS	44750	43.16	287.77	330.93
TW—TRANS WORLD AIR	TOTAL	S	102312	52.74	618.55	671.29
		NS	0			
		AS	102312	52.74	618.55	671.29
UA—UNITED AIR LINES	TOTAL	S	107857	35.22	669.23	704.45
		NS	0			
		AS	107857	35.22	669.23	704.45
US—U.S. AIR	TOTAL	S	30552	19.06	147.20	166.26
		NS	0			
		AS	30552	19.06	147.20	166.26
AIRPORT TOTAL	TOTAL	S	561432	6905.02	2928.32	9833.34
		NS	0	.20		.20
		AS	561432	6905.22	2928.32	9833.54
(MCCONNELL AFB) 0.00						
COMMUNITY TOTAL BY CARRIER						
AA--AMERICAN AIRLINES	TOTAL	S	95595	366.63	199.41	566.04
		NS	0			
		AS	95595	366.63	199.41	566.04
CO—CONTINENTAL	TOTAL	S	70180	120.84	409.61	530.45
		NS	0			

NOTE S = Scheduled
NS = Nonscheduled
AS = All Service

TABLE 6—Continued
Enplaned Revenue Passengers, and Enplaned Revenue Tons of Freight and Mail By Type of Service, and By Air Carrier
12 Months Ended December 31, 1990

STATE OR U.S. AREA / COMMUNITY / (AIRPORT NAME) / CARRIER / HUB % OF ENPLANEMENTS	OPERATION	SERVICE	ENPLANED PASSENGERS	ENPLANED REVENUE TONS		
				FREIGHT	MAIL	TOTAL FREIGHT AND MAIL
KANSAS—Continued						
WICHITA—Continued						
(MCCONNELL AFB)—Continued						
COMMUNITY TOTAL BY CARRIER—Continued						
		AS	70180	120.84	409.61	530.45
DL—DELTA AIR LINES	TOTAL	S	37815	136.89	174.86	313.75
		NS	0			
		AS	37815	136.89	174.86	313.75
FM—FEDERAL EXPRESS	TOTAL	S	0	6029.05		6029.05
		NS	0			
		AS	0	6029.05		6029.05
HP—AMERICAN WEST	TOTAL	S	72371	99.43	421.69	521.12
		NS	0			
		AS	72371	99.43	421.69	521.12
JH—AMERIJET INTERNATIONAL	TOTAL	S	0			
		NS	0	.20		.20
		AS	0	.20		.20
NW—NORTHWEST AIRLINES	TOTAL	S	44750	43.16	287.77	330.93
		NS	0			
		AS	44750	43.16	287.77	330.93
TW—TRANS WORLD AIR	TOTAL	S	102312	52.74	618.55	671.29
		NS	0			
		AS	102312	52.74	618.55	671.29
UA—UNITED AIR LINES	TOTAL	S	107857	35.22	669.23	704.45
		NS	0			
		AS	107857	35.22	669 23	704.45
US—U.S. AIR	TOTAL	S	30552	19.06	147.20	166.26
		NS	0			
		AS	30552	19.06	147.20	166.26
COMMUNITY TOTAL	TOTAL	S	561432	6905.02	2928.32	9833.34
		NS	0	.20		.20
		AS	561432	6905.22	2928.32	9833.54
KENTUCKY						
BOWLING GREEN N 0.00						
(BOWLING GREEN-WARREN COUNTY)						
FM—FEDERAL EXPRESS	TOTAL	S	0	317.71		317.71
		NS	0			
		AS	0	317.71		317.71
HOPKINSVILLE N 0.00						
(HOPKINSVILLE)						
FF—TOWER AIR	TOTAL	S	0			
		NS	1054			
		AS	1054			
COMMUNITY TOTAL	TOTAL	S	0			
		NS	1054			
		AS	1054			
LEXINGTON/FRANKFORT S 0.07						
(BLUE GRASS)						
DL—DELTA AIR LINES	TOTAL	S	161875	305.38	847.11	1152.49
		NS	892			
		AS	162767	305.38	847.11	1152.49
FM—FEDERAL EXPRESS	TOTAL	S	0	8.66		8.66
		NS	0			
		AS	0	8.66		8.66
US—U.S. AIR	TOTAL	S	80270	52.07	440.35	492.42
		NS	0			
		AS	80270	52.07	440.35	492.42
ZW—AIR WISCONSIN	TOTAL	S	48597	7.76	43.88	51.64
		NS	0			
		AS	48597	7.76	43.88	51.64
COMMUNITY TOTAL	TOTAL	S	290742	373.87	1331.34	1705.21

NOTE. S = Scheduled
NS = Nonscheduled
AS = All Service

TABLE 6—Continued
Enplaned Revenue Passengers, and Enplaned Revenue Tons of Freight and Mail By Type of Service, and By Air Carrier
12 Months Ended December 31, 1990

STATE OR U.S. AREA / COMMUNITY / (AIRPORT NAME) / CARRIER / HUB % OF ENPLANEMENTS	OPERATION	SERVICE	ENPLANED PASSENGERS	ENPLANED REVENUE TONS		
				FREIGHT	MAIL	TOTAL FREIGHT AND MAIL
KENTUCKY—Continued						
LEXINGTON/FRANKFORT—Continued						
(BLUE GRASS)—Continued						
COMMUNITY TOTAL—Continued						
		NS	892			
		AS	291634	373.87	1331.34	1705.21
LONDON/CORBIN N 0.00						
(CORBIN-LONDON WAR MEMORIAL)						
FM—FEDERAL EXPRESS	TOTAL	S	0	169.96		169.96
		NS	0			
		AS	0	169.96		169.96
LOUISVILLE S 0.21						
(STANDIFORD FIELD)						
AA—AMERICAN AIRLINES	TOTAL	S	64438	93.12	645.69	738.81
		NS	0			
		AS	64438	93.12	645.69	738.81
CO—CONTINENTAL	TOTAL	S	23682	28.93	112.84	141.77
		NS	412			
		AS	24094	28.93	112.84	141.77
DL—DELTA AIR LINES	TOTAL	S	262478	610.25	1181.60	1791.85
		NS	0			
		AS	262478	610.25	1181.60	1791.85
EA—EASTERN AIR LINES	TOTAL	S	81098	441.81	33.32	475.13
		NS	896			
		AS	81994	441.81	33.32	475.13
FM—FEDERAL EXPRESS	TOTAL	S	0	5494.61		5494.61
		NS	0	930.10		930.10
		AS	0	6424.71		6424.71
JW—ARROW AIR	TOTAL	S	0	156.70		156.70
		NS	0	156.70		156.70
		AS	0	313.40		313.40
NW—NORTHWEST AIRLINES	TOTAL	S	91358	200.07	749.70	949.77
		NS	722			
		AS	92080	200.07	749.70	949.77
TW—TRANS WORLD AIR	TOTAL	S	78980	148.90	723.11	872.01
		NS	1815			
		AS	80795	148.90	723.11	872.01
UA—UNITED AIR LINES	TOTAL	S	69207	34.27	660.40	694.67
		NS	0			
		AS	69207	34.27	660.40	694.67
US—U.S. AIR	TOTAL	S	262559	386.69	1511.48	1898.17
		NS	0			
		AS	262559	386.69	1511.48	1898.17
VK—ZANTOP INTL AIRLINES	TOTAL	S	0	8.00		8.00
		NS	0	8.00		8.00
		AS	0	16.00		16.00
5X—UNITED PARCEL SERVICE	TOTAL	S	0	26.90		26.90
		NS	0			
		AS	0	26.90		26.90
COMMUNITY TOTAL	TOTAL	S	933800	7630.25	5618.14	13248.39
		NS	3845	1094.80		1094.80
		AS	937645	8725.05	5618.14	14343.19
SOMERSET N 0.00						
(PULASKI COUNTY)						
FM—FEDERAL EXPRESS	TOTAL	S	0	8.24		8.24
		NS	0			
		AS	0	8.24		8.24
LOUISIANA						
BATON ROUGE S 0.10						
(RYAN)						
AA—AMERICAN AIRLINES	TOTAL	S	124291	50.32	457.47	507.79

NOTE S = Scheduled
NS = Nonscheduled
AS All Service

TABLE 6—Continued
Enplaned Revenue Passengers, and Enplaned Revenue Tons of Freight and Mail By Type of Service, and By Air Carrier
12 Months Ended December 31, 1990

STATE OR U.S. AREA COMMUNITY (AIRPORT NAME) CARRIER HUB % OF ENPLANEMENTS	OPERATION	SERVICE	ENPLANED PASSENGERS	ENPLANED REVENUE TONS		
				FREIGHT	MAIL	TOTAL FREIGHT AND MAIL
LOUISIANA—Continued						
BATON ROUGE—Continued						
(RYAN)—Continued						
		NS	292			
		AS	124583	50.32	457.47	507.79
CO—CONTINENTAL	TOTAL	S	38404	42.03	118.30	160.33
		NS	740			
		AS	39144	42.03	118.30	160.33
DL—DELTA AIR LINES	TOTAL	S	207473	376.27	806.74	1183.01
		NS	796			
		AS	208269	376.27	806.74	1183.01
FM—FEDERAL EXPRESS	TOTAL	S	0	1.46		1.46
		NS	0			
		AS	0	1.46		1.46
NW—NORTHWEST AIRLINES	TOTAL	S	51812	56.61	242.62	299.23
		NS	0			
		AS	51812	56.61	242.62	299.23
COMMUNITY TOTAL	TOTAL	S	421980	526.69	1625.13	2151.82
		NS	1828			
		AS	423808	526.69	1625.13	2151.82
LAFAYETTE N 0.00						
(LAFAYETTE)						
CO—CONTINENTAL	TOTAL	S	49126	219.38	3.76	223.14
		NS	701			
		AS	49827	219.38	3.76	223.14
FM—FEDERAL EXPRESS	TOTAL	S	0	2.54		2.54
		NS	0			
		AS	0	2.54		2.54
COMMUNITY TOTAL	TOTAL	S	49126	221.92	3.76	225.68
		NS	701			
		AS	49827	221.92	3.76	225.68
MONROE N 0.00						
(MONROE MUNI)						
DL—DELTA AIR LINES	TOTAL	S	72692	118.06	105.46	223.52
		NS	0			
		AS	72692	118.06	105.46	223.52
NEW ORLEANS M 0.77						
(INTERNATIONAL/MOISANT FIELD) 0.77						
AA—AMERICAN AIRLINES	TOTAL	S	431750	903.96	1172.88	2076.84
		NS	440			
		AS	432190	903.96	1172.88	2076.84
CO—CONTINENTAL	TOTAL	S	566280	1099.16	625.26	1724.42
		NS	4030			
		AS	570310	1099.16	625.26	1724.42
DL—DELTA AIR LINES	TOTAL	S	691591	4422.32	1320.10	5742.42
		NS	1454			
		AS	693045	4422.32	1320.10	5742.42
EA—EASTERN AIR LINES	TOTAL	S	195807	991.78	593.24	1585.02
		NS	593			
		AS	196400	991.78	593.24	1585.02
FM—FEDERAL EXPRESS	TOTAL	S	0	4862.04		4862.04
		NS	199			
		AS	199	4862.04		4862.04
JH—AMERIJET INTERNATIONAL	TOTAL	S	0			
		NS	0	.59		.59
		AS	0	.59		.59
KW—PACIFIC INTERSTATE	TOTAL	S	6830			
		NS	0			
		AS	6830			
ML—MIDWAY AIRLINES	TOTAL	S	57151	133.98	163.58	297.56
		NS	0			
		AS	57151	133.98	163.58	297.56

NOTE: S = Scheduled
NS = Nonscheduled
AS = All Service

TABLE 6—Continued
Enplaned Revenue Passengers, and Enplaned Revenue Tons of Freight and Mail By Type of Service, and By Air Carrier
12 Months Ended December 31, 1990

STATE OR U.S. AREA / COMMUNITY / (AIRPORT NAME) / CARRIER / HUB % OF ENPLANEMENTS	OPERATION	SERVICE	ENPLANED PASSENGERS	ENPLANED REVENUE TONS		
				FREIGHT	MAIL	TOTAL FREIGHT AND MAIL
LOUISIANA—Continued						
NEW ORLEANS—Continued						
(INTERNATIONAL/MOISANT FIELD)—Continued						
NW—NORTHWEST AIRLINES	TOTAL	S	137410	237.71	453.37	691.08
		NS	208			
		AS	137618	237.71	453.37	691.08
PA—PAN AMERICAN	TOTAL	S	87022	146.29	241.27	387.56
		NS	90			
		AS	87112	146.29	241.27	387.56
TW—TRANS WORLD AIR	TOTAL	S	148662	324.59	338.30	662.89
		NS	122			
		AS	148784	324.59	338.30	662.89
UA—UNITED AIR LINES	TOTAL	S	271453	698.34	589.12	1287.46
		NS	1564			
		AS	273017	698.34	589.12	1287.46
US—U.S. AIR	TOTAL	S	234696	916.13	344.43	1260.56
		NS	295			
		AS	234991	916.13	344.43	1260.56
WN—SOUTHWEST AIRLINES	TOTAL	S	522764	702.69	297.52	1000.21
		NS	651			
		AS	523415	702.69	297.52	1000.21
AIRPORT TOTAL	TOTAL	S	3351416	15438.99	6139.07	21578.06
		NS	9646	.59		.59
		AS	3361062	15439.58	6139.07	21578.65
(LAKEFRONT) 0.00						
FM—FEDERAL EXPRESS	TOTAL	S	0	.50		.50
		NS	0			
		AS	0	.50		.50
COMMUNITY TOTAL BY CARRIER						
AA—AMERICAN AIRLINES	TOTAL	S	431750	903 96	1172.88	2076.84
		NS	440			
		AS	432190	903 96	1172.88	2076.84
CO—CONTINENTAL	TOTAL	S	566280	1099.16	625.26	1724.42
		NS	4030			
		AS	570310	1099.16	625.26	1724.42
DL—DELTA AIR LINES	TOTAL	S	691591	4422.32	1320.10	5742.42
		NS	1454			
		AS	693045	4422.32	1320.10	5742.42
EA—EASTERN AIR LINES	TOTAL	S	195807	991.78	593.24	1585.02
		NS	593			
		AS	196400	991.78	593.24	1585.02
FM—FEDERAL EXPRESS	TOTAL	S	0	4862.54		4862.54
		NS	199			
		AS	199	4862 54		4862.54
JH—AMERIJET INTERNATIONAL	TOTAL	S	0			
		NS	0	59		.59
		AS	0	.59		.59
KW—PACIFIC INTERSTATE	TOTAL	S	6830			
		NS	0			
		AS	6830			
ML—MIDWAY AIRLINES	TOTAL	S	57151	133.98	163.58	297 56
		NS	0			
		AS	57151	133 98	163.58	297.56
NW—NORTHWEST AIRLINES	TOTAL	S	137410	237.71	453.37	691.08
		NS	208			
		AS	137618	237 71	453.37	691.08
PA—PAN AMERICAN	TOTAL	S	87022	146 29	241.27	387.56
		NS	90			
		AS	87112	146.29	241.27	387 56
TW—TRANS WORLD AIR	TOTAL	S	148662	324.59	338.30	662.89
		NS	122			
		AS	148784	324 59	338.30	662.89

NOTE: S = Scheduled
NS = Nonscheduled
AS = All Service

TABLE 6—Continued
Enplaned Revenue Passengers, and Enplaned Revenue Tons of Freight and Mail By Type of Service, and By Air Carrier
12 Months Ended December 31, 1990

STATE OR U.S. AREA COMMUNITY (AIRPORT NAME) CARRIER HUB % OF ENPLANEMENTS	OPERATION	SERVICE	ENPLANED PASSENGERS	ENPLANED REVENUE TONS		
				FREIGHT	MAIL	TOTAL FREIGHT AND MAIL
LOUISIANA—Continued						
NEW ORLEANS—Continued						
(LAKEFRONT)—Continued						
COMMUNITY TOTAL BY CARRIER—Continued						
UA—UNITED AIR LINES	TOTAL	S	271453	698.34	589.12	1287.46
		NS	1564			
		AS	273017	698.34	589.12	1287.46
US—U.S. AIR	TOTAL	S	234696	916.13	344.43	1260.56
		NS	295			
		AS	234991	916.13	344.43	1260.56
WN—SOUTHWEST AIRLINES	TOTAL	S	522764	702.69	297.52	1000.21
		NS	651			
		AS	523415	702.69	297.52	1000.21
COMMUNITY TOTAL	TOTAL	S	3351416	15439.49	6139.07	21578.56
		NS	9646	.59		.59
		AS	3361062	15440.08	6139.07	21579.15
SHREVEPORT S 0.06						
(SHREVEPORT REGIONAL) 0.06						
AA—AMERICAN AIRLINES	TOTAL	S	76584	48.49	468.96	517.45
		NS	0			
		AS	76584	48.49	468.96	517.45
CO—CONTINENTAL	TOTAL	S	1560	1.13	17.06	18.19
		NS	297			
		AS	1857	1.13	17.06	18.19
DL—DELTA AIR LINES	TOTAL	S	142433	526.22	1008.39	1534.61
		NS	0			
		AS	142433	526.22	1008 39	1534.61
FM—FEDERAL EXPRESS	TOTAL	S	0	5513.99	.09	5514.08
		NS	0			
		AS	0	5513.99	.09	5514.08
JE—EXPRESS ONE	TOTAL	S	0	.12		.12
		NS	0			
		AS	0	.12		.12
NW—NORTHWEST AIRLINES	TOTAL	S	36355	108.23	124.32	232.55
		NS	0			
		AS	36355	108.23	124.32	232.55
AIRPORT TOTAL	TOTAL	S	256932	6198.18	1618.82	7817.00
		NS	297			
		AS	257229	6198.18	1618.82	7817.00
(BARKSDALE AFB) 0.00						
COMMUNITY TOTAL BY CARRIER						
AA—AMERICAN AIRLINES	TOTAL	S	76584	48.49	468.96	517.45
		NS	0			
		AS	76584	48.49	468.96	517.45
CO—CONTINENTAL	TOTAL	S	1560	1.13	17.06	18.19
		NS	297			
		AS	1857	1.13	17.06	18.19
DL—DELTA AIR LINES	TOTAL	S	142433	526.22	1008.39	1534.61
		NS	0			
		AS	142433	526.22	1008.39	1534.61
FM—FEDERAL EXPRESS	TOTAL	S	0	5513.99	.09	5514.08
		NS	0			
		AS	0	5513.99	.09	5514.08
JE—EXPRESS ONE	TOTAL	S	0	.12		.12
		NS	0			
		AS	0	.12		.12
NW—NORTHWEST AIRLINES	TOTAL	S	36355	108.23	124.32	232.55
		NS	0			
		AS	36355	108.23	124.32	232.55
COMMUNITY TOTAL	TOTAL	S	256932	6198.18	1618.82	7817.00
		NS	297			
		AS	257229	6198.18	1618.82	7817.00

NOTE. S = Scheduled
NS = Nonscheduled
AS = All Service

TABLE 6—Continued
Enplaned Revenue Passengers, and Enplaned Revenue Tons of Freight and Mail By Type of Service, and By Air Carrier
12 Months Ended December 31, 1990

STATE OR U.S. AREA / COMMUNITY / (AIRPORT NAME) / CARRIER / HUB % OF ENPLANEMENTS	OPERATION	SERVICE	ENPLANED PASSENGERS	ENPLANED REVENUE TONS		
				FREIGHT	MAIL	TOTAL FREIGHT AND MAIL
MAINE						
AUGUSTA/WATERVILLE N 0.00						
(AUGUSTA STATE)						
FM—FEDERAL EXPRESS	TOTAL	S	0	305.27		305.27
		NS	0			
		AS	0	305.27		305.27
BANGOR N 0.00						
(BANGOR INTERNATIONAL)						
CO—CONTINENTAL	TOTAL	S	2278	1.37	.05	1.42
		NS	0			
		AS	2278	1.37	.05	1.42
DL—DELTA AIR LINES	TOTAL	S	97943	298.03	235.20	533.23
		NS	659			
		AS	98602	298.03	235.20	533.23
FM—FEDERAL EXPRESS	TOTAL	S	0	351.91		351.91
		NS	2263			
		AS	2263	351.91		351.91
UA—UNITED AIR LINES	TOTAL	S	28706	66.79	226.20	292.99
		NS	0			
		AS	28706	66.79	226.20	292.99
COMMUNITY TOTAL	TOTAL	S	128927	718.10	461.45	1179.55
		NS	2922			
		AS	131849	718.10	461.45	1179.55
PORTLAND S 0.11						
(PORTLAND INTERNATIONAL JETPORT)						
CO—CONTINENTAL	TOTAL	S	88859	28.81	111.50	140.31
		NS	0			
		AS	88859	28.81	111.50	140.31
DL—DELTA AIR LINES	TOTAL	S	128160	502.03	313.88	815.91
		NS	0			
		AS	128160	502.03	313.88	815.91
FM—FEDERAL EXPRESS	TOTAL	S	0	1707.59		1707.59
		NS	0			
		AS	0	1707.59		1707.59
UA—UNITED AIR LINES	TOTAL	S	136541	128.27	772.90	901.17
		NS	0			
		AS	136541	128.27	772.90	901.17
US—U.S. AIR	TOTAL	S	118492	160.21	354.49	514.70
		NS	341			
		AS	118833	160.21	354.49	514.70
COMMUNITY TOTAL	TOTAL	S	472052	2526.91	1552.77	4079.68
		NS	341			
		AS	472393	2526.91	1552.77	4079.68
PRESQUE ISLE/HOULTON N 0.00						
(PRESQUE ISLE MUNI)						
FM—FEDERAL EXPRESS	TOTAL	S	0	83.41		83.41
		NS	0			
		AS	0	83.41		83.41
MARYLAND						
BALTIMORE L 1.01						
(BALTO/WASH INTL)						
AA—AMERICAN AIRLINES	TOTAL	S	336011	1022.96	2201.07	3224.03
		NS	119			
		AS	336130	1022.96	2201.07	3224.03
CO—CONTINENTAL	TOTAL	S	34459	42.45	178.63	221.08
		NS	1839			
		AS	36298	42.45	178.63	221.08
DL—DELTA AIR LINES	TOTAL	S	283357	641.17	2562.94	3204.11
		NS	1418			
		AS	284775	641.17	2562.94	3204.11
EA—EASTERN AIR LINES	TOTAL	S	148133	1104.30	93.53	1197.83

NOTE S = Scheduled
NS = Nonscheduled
AS = All Service

TABLE 6—Continued
Enplaned Revenue Passengers, and Enplaned Revenue Tons of Freight and Mail By Type of Service, and By Air Carrier
12 Months Ended December 31, 1990

STATE OR U.S. AREA / COMMUNITY / (AIRPORT NAME) / CARRIER / HUB % OF ENPLANEMENTS	OPERATION	SERVICE	ENPLANED PASSENGERS	ENPLANED REVENUE TONS		
				FREIGHT	MAIL	TOTAL FREIGHT AND MAIL
MARYLAND—Continued						
BALTIMORE—Continued						
(BALTO/WASH INTL)—Continued						
		NS	0			
		AS	148133	1104.30	93.53	1197.83
FM—FEDERAL EXPRESS	TOTAL	S	0	4738.41		4738.41
		NS	0	75.95		75.95
		AS	0	4814.36		4814.36
HP—AMERICAN WEST	TOTAL	S	73194	130.50	219.90	350.40
		NS	53			
		AS	73247	130.50	219.90	350.40
KW—PACIFIC INTERSTATE	TOTAL	S	7396			
		NS	304			
		AS	7700			
NW—NORTHWEST AIRLINES	TOTAL	S	146040	284.88	1109.64	1394.52
		NS	0			
		AS	146040	284.88	1109.64	1394.52
PA—PAN AMERICAN	TOTAL	S	401	1.72	.06	1.78
		NS	850			
		AS	1251	1.72	.06	1.78
TW—TRANS WORLD AIR	TOTAL	S	151440	914.90	1593.89	2508 79
		NS	409			
		AS	151849	914.90	1593.89	2508.79
UA—UNITED AIR LINES	TOTAL	S	229280	372.65	2350.38	2723.03
		NS	271			
		AS	229551	372.65	2350.38	2723.03
US—U.S. AIR	TOTAL	S	3004324	6897.70	8692.89	15590.59
		NS	1127			
		AS	3005451	6897.70	8692.89	15590.59
VK—ZANTOP INTL AIRLINES	TOTAL	S	0	1304.00	720.00	2024.00
		NS	0	35.00		35.00
		AS	0	1339.00	720.00	2059.00
YB—TRANS CONTINENTAL	TOTAL	S	0	18.48		18.48
		NS	0			
		AS	0	18.48		18.48
5X—UNITED PARCEL SERVICE	TOTAL	S	0	456 45		456.45
		NS	0			
		AS	0	456.45		456.45
COMMUNITY TOTAL	TOTAL	S	4414035	17930.57	19722 93	37653.50
		NS	6390	110 95		110.95
		AS	4420425	18041 52	19722.93	37764.45
HAGERSTOWN/MARTINSBURG N 0.00						
(HAGERSTOWN MUNI)						
KW—PACIFIC INTERSTATE	TOTAL	S	122			
		NS	0			
		AS	122			
SALISBURY N 0.00						
(SALISBURY-WICOMICO COUNTY)						
FM—FEDERAL EXPRESS	TOTAL	S	0	349.31		349.31
		NS	0			
		AS	0	349.31		349.31
MASSACHUSETTS						
BEDFORD N 0.00						
(L.G. HANSCOM FLD.)						
BOSTON L 2.18						
(LOGAN INTERNATIONAL)						
AA—AMERICAN AIRLINES	TOTAL	S	1115764	13445.17	3523 91	16969.08
		NS	94			
		AS	1115858	13445.17	3523.91	16969.08
CO—CONTINENTAL	TOTAL	S	712215	1934.58	1413.68	3348 26
		NS	6449			

NOTE S = Scheduled
NS = Nonscheduled
AS = All Service

TABLE 6—Continued
Enplaned Revenue Passengers, and Enplaned Revenue Tons of Freight and Mail By Type of Service, and By Air Carrier
12 Months Ended December 31, 1990

STATE OR U.S. AREA COMMUNITY (AIRPORT NAME) CARRIER HUB % OF ENPLANEMENTS	OPERATION	SERVICE	ENPLANED PASSENGERS	ENPLANED REVENUE TONS		
				FREIGHT	MAIL	TOTAL FREIGHT AND MAIL
MASSACHUSETTS—Continued						
BOSTON—Continued						
(LOGAN INTERNATIONAL)—Continued						
		AS	718664	1934.58	1413.68	3348 26
DL—DELTA AIR LINES	TOTAL	S	1670165	13890.61	4624.64	18515.25
		NS	298			
		AS	1670463	13890.61	4624.64	18515.25
EA—EASTERN AIR LINES	TOTAL	S	414637	997.43	784.96	1782.39
		NS	0			
		AS	414637	997.43	784.96	1782.39
FM—FEDERAL EXPRESS	TOTAL	S	0	54296.61	808.42	55105.03
		NS	0	146.75		146.75
		AS	0	54443.36	808 42	55251 78
HP—AMERICAN WEST	TOTAL	S	83662	479.84	319 98	799 82
		NS	406			
		AS	84068	479.84	319.98	799 82
JW—ARROW AIR	TOTAL	S	0	165.60		165.60
		NS	0	165.60		165 60
		AS	0	331.20		331 20
ML—MIDWAY AIRLINES	TOTAL	S	156324	186 91	445 09	632 00
		NS	0			
		AS	156324	186.91	445.09	632 00
NW—NORTHWEST AIRLINES	TOTAL	S	1229658	16360.63	4315 23	20675 86
		NS	266			
		AS	1229924	16360.63	4315 23	20675.86
OE—WESTAIR AIRLINES	TOTAL	S	515			
		NS	0			
		AS	515			
PA—PAN AMERICAN	TOTAL	S	601169	1678.40	403.53	2081.93
		NS	2034			
		AS	603203	1678.40	403 53	2081 93
TB—TRUMP SHUTTLE	TOTAL	S	465871		57.19	57 19
		NS	33278			
		AS	499149		57.19	57.19
TW—TRANS WORLD AIR	TOTAL	S	488119	8761.52	2900 51	11662.03
		NS	13504			
		AS	501623	8761.52	2900.51	11662.03
UA—UNITED AIR LINES	TOTAL	S	856605	8805 22	5058.89	13864.11
		NS	234			
		AS	856839	8805.22	5058.89	13864.11
US—U.S. AIR	TOTAL	S	1654588	3584.64	4556.38	8141.02
		NS	12234			
		AS	1666822	3584.64	4556.38	8141.02
VK—ZANTOP INTL AIRLINES	TOTAL	S	0	2568.00	499.00	3067 00
		NS	0	4.00		4.00
		AS	0	2572 00	499.00	3071 00
YB—TRANS CONTINENTAL	TOTAL	S	0	12.92		12.92
		NS	4386			
		AS	4386	12 92		12.92
YX—MIDWEST EXPRESS	TOTAL	S	27055	266.56	74.31	340.87
		NS	55			
		AS	27110	266.56	74.31	340 87
9R—ROSENBALM AVATION	TOTAL	S	0	41.52		41 52
		NS	0	22.58		22 58
		AS	0	64 10		64 10
COMMUNITY TOTAL	TOTAL	S	9476347	127476 16	29785 72	157261 88
		NS	73238	338.93		338 93
		AS	9549585	127815 09	29785 72	157600 81
HYANNIS N 0.00						
(BARNSTABLE MUNI)						
FM—FEDERAL EXPRESS	TOTAL	S	0	78.95		78 95
		NS	0			

NOTE: S = Scheduled
NS = Nonscheduled
AS = All Service

TABLE 6—Continued
Enplaned Revenue Passengers, and Enplaned Revenue Tons of Freight and Mail By Type of Service, and By Air Carrier
12 Months Ended December 31, 1990

STATE OR U.S. AREA / COMMUNITY / (AIRPORT NAME) / CARRIER / HUB % OF ENPLANEMENTS	OPERATION	SERVICE	ENPLANED PASSENGERS	ENPLANED REVENUE TONS		
				FREIGHT	MAIL	TOTAL FREIGHT AND MAIL
MASSACHUSETTS—Continued						
HYANNIS—Continued						
(BARNSTABLE MUNI)—Continued						
		AS	0	78.95		78.95
MARTHA'S VINEYARD N 0.00						
(MARTHAS VINEYARD)						
FM—FEDERAL EXPRESS	TOTAL	S	0	74.26		74.26
		NS	0			
		AS	0	74.26		74.26
NANTUCKET N 0.00						
(NANTUCKET MEMORIAL)						
FM—FEDERAL EXPRESS	TOTAL	S	0	19.60		19.60
		NS	0			
		AS	0	19.60		19.60
NORWOOD N 0.00						
(MEMORIAL)						
FM—FEDERAL EXPRESS	TOTAL	S	0	.13		.13
		NS	0			
		AS	0	.13		.13
WORCESTER N 0.00						
(WORCESTER MUNI)						
CO—CONTINENTAL	TOTAL	S	5034	1.32	73.51	74.83
		NS	0			
		AS	5034	1 32	73.51	74.83
NW—NORTHWEST AIRLINES	TOTAL	S	14068	1.23	184.28	185.51
		NS	0			
		AS	14068	1 23	184.28	185.51
US—U S AIR	TOTAL	S	85533	12 31	459.54	471.85
		NS	0			
		AS	85533	12.31	459.54	471.85
COMMUNITY TOTAL	TOTAL	S	104635	14.86	717.33	732.19
		NS	0			
		AS	104635	14.86	717.33	732.19
MICHIGAN						
ALPENA N 0.00						
(PHELPS COLLINS)						
FM—FEDERAL EXPRESS	TOTAL	S	0	42.68		42.68
		NS	0			
		AS	0	42 68		42 68
BIG RAPIDS N 0.00						
(ROBEN-HOOD)						
DETROIT L 2.34						
(DETROIT CITY) 0.08						
VK—ZANTOP INTL AIRLINES	TOTAL	S	0	4 00		4.00
		NS	0	4.00		4.00
		AS	0	8.00		8.00
WN—SOUTHWEST AIRLINES	TOTAL	S	362655	250.08		250.08
		NS	0			
		AS	362655	250.08		250.08
AIRPORT TOTAL	TOTAL	S	362655	254.08		254.08
		NS	0	4 00		4.00
		AS	362655	258.08		258.08
(WAYNE COUNTY) 2.26						
AA—AMERICAN AIRLINES	TOTAL	S	573978	1090.19	2051 56	3141 75
		NS	0			
		AS	573978	1090.19	2051.56	3141.75
CO—CONTINENTAL	TOTAL	S	236139	591.65	889 81	1481.46
		NS	62262			
		AS	298401	591 65	889.81	1481.46
DL—DELTA AIR LINES	TOTAL	S	446046	1707.13	2429.07	4136.20
		NS	423			

NOTE S Scheduled
NS Nonscheduled
AS All Service

TABLE 6—Continued
Enplaned Revenue Passengers, and Enplaned Revenue Tons of Freight and Mail By Type of Service, and By Air Carrier
12 Months Ended December 31, 1990

STATE OR U.S. AREA / COMMUNITY / (AIRPORT NAME) / CARRIER / HUB % OF ENPLANEMENTS	OPERATION	SERVICE	ENPLANED PASSENGERS	ENPLANED REVENUE TONS		
				FREIGHT	MAIL	TOTAL FREIGHT AND MAIL
MICHIGAN—Continued						
DETROIT—Continued						
(WAYNE COUNTY)—Continued						
		AS	446469	1707.13	2429.07	4136.20
EA—EASTERN AIR LINES	TOTAL	S	168616	897.02	79.37	976.39
		NS	0			
		AS	168616	897.02	79.37	976.39
FF—TOWER AIR	TOTAL	S	0			
		NS	431			
		AS	431			
FM—FEDERAL EXPRESS	TOTAL	S	0	12616.10	1.36	12617.46
		NS	0			
		AS	0	12616.10	1.36	12617.46
JH—AMERIJET INTERNATIONAL	TOTAL	S	0			
		NS	0	.01		.01
		AS	0	.01		.01
KW—PACIFIC INTERSTATE	TOTAL	S	2267			
		NS	0			
		AS	2267			
ML—MIDWAY AIRLINES	TOTAL	S	223043	132.69	345.28	477.97
		NS	200			
		AS	223243	132.69	345.28	477.97
NW—NORTHWEST AIRLINES	TOTAL	S	6967913	20743.41	20423.58	41166.99
		NS	1034			
		AS	6968947	20743.41	20423.58	41166.99
PA—PAN AMERICAN	TOTAL	S	104277	1772.01	1456.83	3228.84
		NS	90			
		AS	104367	1772.01	1456.83	3228 84
TW—TRANS WORLD AIR	TOTAL	S	192232	248.22	485.01	733.23
		NS	1092			
		AS	193324	248.22	485.01	733.23
UA—UNITED AIR LINES	TOTAL	S	410269	2415.52	2661.54	5077.06
		NS	460			
		AS	410729	2415.52	2661.54	5077.06
US—U S AIR	TOTAL	S	349531	545.13	1479.69	2024.82
		NS	517			
		AS	350048	545.13	1479.69	2024.82
WN—SOUTHWEST AIRLINES	TOTAL	S	148955	58.44	116.43	174 87
		NS	76			
		AS	149031	58.44	116 43	174.87
YB—TRANS CONTINENTAL	TOTAL	S	0	.72		72
		NS	0			
		AS	0	.72		.72
YX—MIDWEST EXPRESS	TOTAL	S	13103	13.00	10.21	23 21
		NS	124			
		AS	13227	13.00	10.21	23.21
AIRPORT TOTAL	TOTAL	S	9836369	42831.23	32429 74	75260.97
		NS	66709	.01		01
		AS	9903078	42831.24	32429.74	75260.98
(WILLOW RUN) 0.00						
VK—ZANTOP INTL AIRLINES	TOTAL	S	0	29881.00	1249.00	31130.00
		NS	0	3487.00		3487.00
		AS	0	33368.00	1249 00	34617 00
YB—TRANS CONTINENTAL	TOTAL	S	0	490.26		490.26
		NS	35			
		AS	35	490.26		490 26
AIRPORT TOTAL	TOTAL	S	0	30371.26	1249 00	31620.26
		NS	35	3487.00		3487 00
		AS	35	33858.26	1249 00	35107.26
COMMUNITY TOTAL BY CARRIER						
AA—AMERICAN AIRLINES	TOTAL	S	573978	1090 19	2051 56	3141.75
		NS	0			

NOTE S = Scheduled
NS = Nonscheduled
AS = All Service

TABLE 6—Continued
Enplaned Revenue Passengers, and Enplaned Revenue Tons of Freight and Mail By Type of Service, . d By Air Carrier
12 Months Ended December 31, 1990

STATE OR U.S. AREA / COMMUNITY / (AIRPORT NAME) / CARRIER / HUB % OF ENPLANEMENTS	OPERATION	SERVICE	ENPLANED PASSENGERS	ENPLANED REVENUE TONS		
				FREIGHT	MAIL	TOTAL FREIGHT AND MAIL
MICHIGAN—Continued						
DETROIT—Continued						
(WILLOW RUN)—Continued						
COMMUNITY TOTAL BY CARRIER—Continued						
		AS	573978	1090.19	2051.56	3141 75
CO—CONTINENTAL	TOTAL	S	236139	591.65	889.81	1481.46
		NS	62262			
		AS	298401	591.65	889.81	1481.46
DL—DELTA AIR LINES	TOTAL	S	446046	1707.13	2429.07	4136.20
		NS	423			
		AS	446469	1707.13	2429.07	4136.20
EA—EASTERN AIR LINES	TOTAL	S	168616	897.02	79.37	976.39
		NS	0			
		AS	168616	897.02	79.37	976.39
FF—TOWER AIR	TOTAL	S	0			
		NS	431			
		AS	431			
FM—FEDERAL EXPRESS	TOTAL	S	0	12616.10	1.36	12617.46
		NS	0			
		AS	0	12616.10	1.36	12617.46
JH—AMERIJET INTERNATIONAL	TOTAL	S	0			
		NS	0	.01		.01
		AS	0	.01		.01
KW—PACIFIC INTERSTATE	TOTAL	S	2267			
		NS	0			
		AS	2267			
ML—MIDWAY AIRLINES	TOTAL	S	223043	132.69	345 28	477.97
		NS	200			
		AS	223243	132.69	345.28	477.97
NW—NORTHWEST AIRLINES	TOTAL	S	6967913	20743.41	20423.58	41166.99
		NS	1034			
		AS	6968947	20743.41	20423.58	41166.99
PA—PAN AMERICAN	TOTAL	S	104277	1772.01	1456.83	3228 84
		NS	90			
		AS	104367	1772.01	1456 83	3228.84
TW—TRANS WORLD AIR	TOTAL	S	192232	248.22	485.01	733.23
		NS	1092			
		AS	193324	248.22	485.01	733.23
UA—UNITED AIR LINES	TOTAL	S	410269	2415.52	2661.54	5077.06
		NS	460			
		AS	410729	2415.52	2661.54	5077 06
US—U.S. AIR	TOTAL	S	349531	545.13	1479.69	2024.82
		NS	517			
		AS	350048	545 13	1479.69	2024.82
VK—ZANTOP INTL AIRLINES	TOTAL	S	0	29885.00	1249 00	31134.00
		NS	0	3491.00		3491.00
		AS	0	33376.00	1249.00	34625.00
WN—SOUTHWEST AIRLINES	TOTAL	S	511610	308.52	116.43	424.95
		NS	76			
		AS	511686	308.52	116.43	424 95
YB—TRANS CONTINENTAL	TOTAL	S	0	490 98		490.98
		NS	35			
		AS	35	490.98		490 98
YX—MIDWEST EXPRESS	TOTAL	S	13103	13.00	10 21	23.21
		NS	124			
		AS	13227	13.00	10.21	23 21
COMMUNITY TOTAL	TOTAL	S	10199024	73456.57	33678.74	107135.31
		NS	66744	3491.01		3491.01
		AS	10265768	76947.58	33678.74	110626.32
FLINT N 0.00						
(BISHOP)						
FM—FEDERAL EXPRESS	TOTAL	S	0	.98		.98

NOTE S = Scheduled
NS = Nonscheduled
AS = All Service

TABLE 6—Continued
Enplaned Revenue Passengers, and Enplaned Revenue Tons of Freight and Mail By Type of Service, and By Air Carrier
12 Months Ended December 31, 1990

STATE OR U.S. AREA / COMMUNITY / (AIRPORT NAME) / CARRIER / HUB % OF ENPLANEMENTS	OPERATION	SERVICE	ENPLANED PASSENGERS	ENPLANED REVENUE TONS		
				FREIGHT	MAIL	TOTAL FREIGHT AND MAIL
MICHIGAN—Continued						
FLINT—Continued						
(BISHOP)—Continued						
		NS	0			
		AS	0	.98		98
US—U.S. AIR	TOTAL	S	62716	15.33	80.55	95.88
		NS	0			
		AS	62716	15.33	80 55	95 88
VK—ZANTOP INTL AIRLINES	TOTAL	S	0	7.00		7.00
		NS	0	7.00		7.00
		AS	0	14.00		14.00
YB—TRANS CONTINENTAL	TOTAL	S	0	1.31		1 31
		NS	0			
		AS	0	1.31		1 31
COMMUNITY TOTAL	TOTAL	S	62716	24.62	80.55	105.17
		NS	0	7.00		7.00
		AS	62716	31.62	80.55	112.17
GAYLORD N 0.00						
(OTSEGO COUNTY)						
FM—FEDERAL EXPRESS	TOTAL	S	0	.67		67
		NS	0			
		AS	0	.67		.67
GRAND RAPIDS S 0 14						
(KENT COUNTY)						
AA—AMERICAN AIRLINES	TOTAL	S	93160	44.97	269 56	314 53
		NS	0			
		AS	93160	44 97	269.56	314 53
DL—DELTA AIR LINES	TOTAL	S	32258	43.27	65.91	109 18
		NS	0			
		AS	32258	43.27	65 91	109.18
FM—FEDERAL EXPRESS	TOTAL	S	0	3475 06		3475 06
		NS	0			
		AS	0	3475 06		3475.06
NW—NORTHWEST AIRLINES	TOTAL	S	208040	335.26	369 67	704.93
		NS	0			
		AS	208040	335.26	369.67	704.93
UA—UNITED AIR LINES	TOTAL	S	130612	47 56	315.50	363.06
		NS	0			
		AS	130612	47 56	315.50	363.06
US—U S. AIR	TOTAL	S	130737	57.48	542 99	600 47
		NS	60			
		AS	130797	57.48	542 99	600 47
YX—MIDWEST EXPRESS	TOTAL	S	19393	7 23	86.70	93 93
		NS	0			
		AS	19393	7.23	86 70	93 93
COMMUNITY TOTAL	TOTAL	S	614220	4010.83	1650 33	5661 16
		NS	60			
		AS	614280	4010.83	1650.33	5661 16
IRON MOUNTAIN/KINGSFLD N 0.00						
(FORD)						
FM—FEDERAL EXPRESS	TOTAL	S	0	91.50		91 50
		NS	0			
		AS	0	91.50		91.50
KALAMAZOO-BATTLE CREEK N 0.00						
(KALAMAZOO MUNI)						
NW—NORTHWEST AIRLINES	TOTAL	S	82076	56 15	28.96	85.11
		NS	0			
		AS	82076	56 15	28 96	85.11
US—U.S. AIR	TOTAL	S	49250	38.86	26 78	65.64
		NS	0			
		AS	49250	38.86	26 78	65.64

NOTE S = Scheduled
NS = Nonscheduled
AS = All Service

TABLE 6—Continued
Enplaned Revenue Passengers, and Enplaned Revenue Tons of Freight and Mail By Type of Service, and By Air Carrier
12 Months Ended December 31, 1990

STATE OR U.S. AREA COMMUNITY (AIRPORT NAME) CARRIER HUB % OF ENPLANEMENTS	OPERATION	SERVICE	ENPLANED PASSENGERS	ENPLANED REVENUE TONS		
				FREIGHT	MAIL	TOTAL FREIGHT AND MAIL
MICHIGAN—Continued						
KALAMAZOO-BATTLE CREEK—Continued						
(KALAMAZOO MUNI)—Continued						
VK—ZANTOP INTL AIRLINES	TOTAL	S	0	4.00		4.00
		NS	0	4.00		4.00
		AS	0	8.00		8.00
YB—TRANS CONTINENTAL	TOTAL	S	0	1.91		1.91
		NS	0			
		AS	0	1.91		1.91
ZW—AIR WISCONSIN	TOTAL	S	44845	15.80	6.22	22.02
		NS	0			
		AS	44845	15.80	6.22	22.02
COMMUNITY TOTAL	TOTAL	S	176171	116.72	61.96	178.68
		NS	0	4.00		4.00
		AS	176171	120.72	61.96	182.68
LANSING N 0.00						
(CAPITAL CITY)						
CO—CONTINENTAL	TOTAL	S	1358	.56	2.39	2.95
		NS	0			
		AS	1358	.56	2.39	2.95
NW—NORTHWEST AIRLINES	TOTAL	S	82348	26.09	120.89	146.98
		NS	0			
		AS	82348	26.09	120.89	146.98
US—U.S. AIR	TOTAL	S	51698	23.29	54.30	77.59
		NS	0			
		AS	51698	23.29	54.30	77.59
VK—ZANTOP INTL AIRLINES	TOTAL	S	0	16.00		16.00
		NS	0	16.00		16.00
		AS	0	32.00		32.00
ZW—AIR WISCONSIN	TOTAL	S	52051	10.40	16.65	27.05
		NS	0			
		AS	52051	10.40	16.65	27.05
COMMUNITY TOTAL	TOTAL	S	187455	76.34	194.23	270.57
		NS	0	16.00		16.00
		AS	187455	92.34	194.23	286.57
MARQUETTE N 0.00						
(MARQUETTE COUNTY) 0.00						
FM—FEDERAL EXPRESS	TOTAL	S	0	85.54		85.54
		NS	0			
		AS	0	85.54		85.54
(K I SAWYER AFB) 0.00						
COMMUNITY TOTAL BY CARRIER						
FM—FEDERAL EXPRESS	TOTAL	S	0	85.54		85.54
		NS	0			
		AS	0	85.54		85.54
COMMUNITY TOTAL	TOTAL	S	0	85.54		85.54
		NS	0			
		AS	0	85.54		85.54
MT. CLEMENS N 0.00						
(SELFRIDGE ANGB)						
OSCODA N 0.00						
(WURTSMITH AFB)						
PELLSTON N 0.00						
(EMMET COUNTY)						
FM—FEDERAL EXPRESS	TOTAL	S	0	39.53		39.53
		NS	0			
		AS	0	39.53		39.53

NOTE S = Scheduled
NS = Nonscheduled
AS = All Service

TABLE 6—Continued
Enplaned Revenue Passengers, and Enplaned Revenue Tons of Freight and Mail By Type of Service, and By Air Carrier
12 Months Ended December 31, 1990

STATE OR U.S. AREA / COMMUNITY / (AIRPORT NAME) / CARRIER / HUB % OF ENPLANEMENTS	OPERATION	SERVICE	ENPLANED PASSENGERS	ENPLANED REVENUE TONS		
				FREIGHT	MAIL	TOTAL FREIGHT AND MAIL
MICHIGAN—Continued						
PONTIAC N 0.00						
(PONTIAC)						
SAGINAW/BAY CITY/MIDLAND S 0.05						
(TRI CITY)						
CO—CONTINENTAL	TOTAL	S	1015	.19	3.55	3.74
		NS	313			
		AS	1328	.19	3.55	3.74
FM—FEDERAL EXPRESS	TOTAL	S	0	166.05		166.05
		NS	0			
		AS	0	166.05		166.05
NW—NORTHWEST AIRLINES	TOTAL	S	132746	61.78	99.59	161.37
		NS	0			
		AS	132746	61.78	99.59	161.37
UA—UNITED AIR LINES	TOTAL	S	85236	50.92	72.46	123.38
		NS	0			
		AS	85236	50.92	72.46	123.38
COMMUNITY TOTAL	TOTAL	S	218997	278.94	175.60	454.54
		NS	313			
		AS	219310	278.94	175.60	454.54
TRAVERSE CITY N 0.00						
(CHERRY CAPITAL)						
FM—FEDERAL EXPRESS	TOTAL	S	0	158.91		158.91
		NS	0			
		AS	0	158.91		158.91
NW—NORTHWEST AIRLINES	TOTAL	S	29363	20.01	.04	20.05
		NS	0			
		AS	29363	20.01	.04	20.05
COMMUNITY TOTAL	TOTAL	S	29363	178.92	.04	178.96
		NS	0			
		AS	29363	178.92	.04	178.96
MINNESOTA						
BEMIDJI N 0.00						
(BEMIDJI MUNI)						
FM—FEDERAL EXPRESS	TOTAL	S	0	70.41		70.41
		NS	0			
		AS	0	70.41		70.41
DULUTH/SUPERIOR N 0.00						
(DULUTH INTERNATIONAL)						
FM—FEDERAL EXPRESS	TOTAL	S	0	193.63		193.63
		NS	0			
		AS	0	193.63		193.63
NW—NORTHWEST AIRLINES	TOTAL	S	111651	55.26	13.30	68.56
		NS	0			
		AS	111651	55.26	13.30	68.56
COMMUNITY TOTAL	TOTAL	S	111651	248.89	13.30	262.19
		NS	0			
		AS	111651	248.89	13.30	262.19
INTERNATIONAL FALLS N 0.00						
(FALLS INTERNATIONAL)						
FM—FEDERAL EXPRESS	TOTAL	S	0	9.59		9.59
		NS	0			
		AS	0	9.59		9.59
MINNEAPOLIS/ST.PAUL L 2.02						
(MINNEAPOLIS-ST PAUL INTL)						
AA—AMERICAN AIRLINES	TOTAL	S	249061	450.81	1056.57	1507.38
		NS	243			
		AS	249304	450.81	1056.57	1507.38
CO—CONTINENTAL	TOTAL	S	212940	540.76	1183.24	1724.00
		NS	5293			
		AS	218233	540.76	1183.24	1724.00

NOTE S = Scheduled
NS = Nonscheduled
AS = All Service

TABLE 6—Continued
Enplaned Revenue Passengers, and Enplaned Revenue Tons of Freight and Mail By Type of Service, and By Air Carrier
12 Months Ended December 31, 1990

STATE OR U.S. AREA / COMMUNITY / (AIRPORT NAME) / CARRIER / HUB % OF ENPLANEMENTS	OPERATION	SERVICE	ENPLANED PASSENGERS	ENPLANED REVENUE TONS		
				FREIGHT	MAIL	TOTAL FREIGHT AND MAIL
MINNESOTA—Continued						
MINNEAPOLIS/ST.PAUL—Continued						
(MINNEAPOLIS-ST PAUL INTL)—Continued						
DL—DELTA AIR LINES	TOTAL	S	246012	762.39	1726.04	2488 43
		NS	250			
		AS	246262	762.39	1726.04	2488.43
FM—FEDERAL EXPRESS	TOTAL	S	0	25699.85	5.33	25705.18
		NS	0	710.34		710.34
		AS	0	26410.19	5.33	26415.52
HP—AMERICAN WEST	TOTAL	S	95649	820.62	426.04	1246.66
		NS	190			
		AS	95839	820.62	426 04	1246.66
JH—AMERIJET INTERNATIONAL.	TOTAL	S	0			
		NS	0	01		.01
		AS	0	01		.01
ML—MIDWAY AIRLINES.	TOTAL	S	178376	61.88	508.53	570.41
		NS	200			
		AS	178576	61.88	508 53	570.41
NW—NORTHWEST AIRLINES	TOTAL	S	7076618	35503 19	33850.34	69353.53
		NS	4194	57 37		57.37
		AS	7080812	35560.56	33850.34	69410.90
PA—PAN AMERICAN	TOTAL	S	37612	9.85	147.46	157.31
		NS	0			
		AS	37612	9 85	147.46	157.31
TW—TRANS WORLD AIR	TOTAL	S	138818	311.84	939.89	1251.73
		NS	53917			
		AS	192735	311 84	939.89	1251.73
UA—UNITED AIR LINES	TOTAL	S	402313	879.70	1940 68	2820.38
		NS	444			
		AS	402757	879 70	1940 68	2820.38
US—U.S AIR	TOTAL	S	129108	332.98	1120.68	1453.66
		NS	5990			
		AS	135098	332.98	1120.68	1453.66
VK—ZANTOP INTL AIRLINES	TOTAL	S	0	1605.00	69.00	1674.00
		NS	0	49 00		49.00
		AS	0	1654.00	69 00	1723.00
YB—TRANS CONTINENTAL	TOTAL	S	0	240.99		240.99
		NS	0			
		AS	0	240.99		240.99
5X—UNITED PARCEL SERVICE	TOTAL	S	0	8.45		8.45
		NS	0			
		AS	0	8.45		8.45
COMMUNITY TOTAL	TOTAL	S	8766507	67228.31	42973.80	110202.11
		NS	70721	816.72		816.72
		AS	8837228	68045.03	42973.80	111018.83
ROCHESTER N 0.00						
(ROCHESTER MUNI)						
AA—AMERICAN AIRLINES	TOTAL	S	51751	13.83	1.82	15 65
		NS	0			
		AS	51751	13.83	1.82	15.65
FM—FEDERAL EXPRESS	TOTAL	S	0	2 41		2.41
		NS	0			
		AS	0	2 41		2.41
NW—NORTHWEST AIRLINES	TOTAL	S	90301	39 00	7.52	46.52
		NS	0			
		AS	90301	39 00	7.52	46.52
COMMUNITY TOTAL	TOTAL	S	142052	55.24	9.34	64.58
		NS	0			
		AS	142052	55.24	9 34	64 58

NOTE S Scheduled
NS Nonscheduled
AS All Service

TABLE 6—Continued
Enplaned Revenue Passengers, and Enplaned Revenue Tons of Freight and Mail By Type of Service, and By Air Carrier
12 Months Ended December 31, 1990

STATE OR U.S. AREA / COMMUNITY / (AIRPORT NAME) / CARRIER / HUB % OF ENPLANEMENTS	OPERATION	SERVICE	ENPLANED PASSENGERS	ENPLANED REVENUE TONS		
				FREIGHT	MAIL	TOTAL FREIGHT AND MAIL
MISSISSIPPI						
COLUMBUS N 0.00						
(COLUMBUS AFB)						
GULFPORT/BILOXI N 0.00						
(GULFPORT MUNI)						
FF—TOWER AIR	TOTAL	S	0			
		NS	394			
		AS	394			
NW—NORTHWEST AIRLINES	TOTAL	S	60957	47.95	2.37	50.32
		NS	0			
		AS	60957	47.95	2.37	50.32
COMMUNITY TOTAL	TOTAL	S	60957	47.95	2.37	50.32
		NS	394			
		AS	61351	47.95	2.37	50.32
JACKSON-VICKSBURG S 0.09						
(ALLEN C THOMPSON FIELD)						
AA—AMERICAN AIRLINES	TOTAL	S	81227	36.16	219.48	255.64
		NS	0			
		AS	81227	36.16	219.48	255.64
DL—DELTA AIR LINES	TOTAL	S	267495	445.75	1380.13	1825.88
		NS	141			
		AS	267636	445.75	1380.13	1825.88
JH—AMERIJET INTERNATIONAL	TOTAL	S	0			
		NS	0	1.01		1.01
		AS	0	1.01		1.01
NW—NORTHWEST AIRLINES	TOTAL	S	42155	60.71	212.81	273.52
		NS	0			
		AS	42155	60.71	212.81	273.52
COMMUNITY TOTAL	TOTAL	S	390877	542.62	1812.42	2355.04
		NS	141	1.01		1.01
		AS	391018	543.63	1812.42	2356.05
LAUREL/HATTIESBURG N 0.00						
(PINEBELT REGIONAL)						
FM—FEDERAL EXPRESS	TOTAL	S	0	1.72		1.72
		NS	0			
		AS	0	1.72		1.72
MERIDIAN N 0.00						
(KEY FIELD)						
FM—FEDERAL EXPRESS	TOTAL	S	0	118.94		118.94
		NS	0			
		AS	0	118.94		118.94
MISSOURI						
CAPE GIRARDEAU/SIKESTON N 0.00						
(CAPE GIRARDEAU MUNI)						
YB—TRANS CONTINENTAL	TOTAL	S	0	73.53		73.53
		NS	0			
		AS	0	73.53		73.53
COLUMBIA/JEFFERSON CITY N 0.00						
(COLUMBIA REGIONAL)						
KANSAS CITY M 0.77						
(INTERNATIONAL)						
AA—AMERICAN AIRLINES	TOTAL	S	377093	304.28	1278.10	1582.38
		NS	167			
		AS	377260	304.28	1278.10	1582.38
CO—CONTINENTAL	TOTAL	S	294874	354.64	1559.26	1913.90
		NS	4205			
		AS	299079	354.64	1559.26	1913.90
DL—DELTA AIR LINES	TOTAL	S	375363	1191.91	1883.81	3075.72
		NS	242			
		AS	375605	1191.91	1883.81	3075.72
EA—EASTERN AIR LINES	TOTAL	S	143421	675.59	97.28	772.87

NOTE: S = Scheduled
NS = Nonscheduled
AS = All Service

TABLE 6—Continued
Enplaned Revenue Passengers, and Enplaned Revenue Tons of Freight and Mail By Type of Service, and By Air Carrier
12 Months Ended December 31, 1990

STATE OR U.S. AREA COMMUNITY (AIRPORT NAME) CARRIER HUB % OF ENPLANEMENTS	OPERATION	SERVICE	ENPLANED PASSENGERS	ENPLANED REVENUE TONS		
				FREIGHT	MAIL	TOTAL FREIGHT AND MAIL
MISSOURI—Continued						
KANSAS CITY—Continued						
(INTERNATIONAL)—Continued						
		NS	0			
		AS	143421	675.59	97.28	772.87
FM—FEDERAL EXPRESS	TOTAL	S	0	11931 88	4.42	11936.30
		NS	0			
		AS	0	11931.88	4.42	11936.30
HP—AMERICAN WEST	TOTAL	S	235630	253.75	886.60	1140.35
		NS	307			
		AS	235937	253.75	886.60	1140.35
JE—EXPRESS ONE	TOTAL	S	0	.04		.04
		NS	0			
		AS	0	.04		.04
JW—ARROW AIR	TOTAL	S	0	16 70		16.70
		NS	0	16.70		16 70
		AS	0	33.40		33.40
ML—MIDWAY AIRLINES	TOTAL	S	166575	93.96	266.32	360 30
		NS	1769			
		AS	168344	93 98	266.32	360.30
NW—NORTHWEST AIRLINES	TOTAL	S	259631	446 26	1490.83	1937.09
		NS	267			
		AS	259898	446 26	1490.83	1937.09
PA—PAN AMERICAN	TOTAL	S	15392	6.90	482.85	489.75
		NS	145			
		AS	15537	6.90	482.85	489.75
TW—TRANS WORLD AIR	TOTAL	S	253698	374.23	1227.26	1601.49
		NS	935			
		AS	254633	374.23	1227.26	1601.49
UA—UNITED AIR LINES	TOTAL	S	372589	210.72	2152.29	2363.01
		NS	209			
		AS	372798	210 72	2152.29	2363.01
US—U.S. AIR	TOTAL	S	450299	458.69	4110.93	4569 62
		NS	202			
		AS	450501	458.69	4110.93	4569 62
VK—ZANTOP INTL AIRLINES	TOTAL	S	0	1214.00	399 00	1613 00
		NS	0	101 00		101.00
		AS	0	1315.00	399.00	1714.00
WN—SOUTHWEST AIRLINES	TOTAL	S	379887	230.49	1024.90	1255.39
		NS	0			
		AS	379887	230 49	1024.90	1255.39
YB—TRANS CONTINENTAL	TOTAL	S	0	41 38		41.38
		NS	0			
		AS	0	41 38		41.38
YX—MIDWEST EXPRESS	TOTAL	S	25173	118 26	150.24	268 50
		NS	43			
		AS	25216	118.26	150.24	268.50
COMMUNITY TOTAL	TOTAL	S	3349625	17923 70	17014.09	34937.79
		NS	8491	117 70		117.70
		AS	3358116	18041 40	17014.09	35055.49
KIRKSVILLE N 0.00						
(CLARENCE CANNON MEMORIAL)						
FM—FEDERAL EXPRESS	TOTAL	S	0	3 00		3.00
		NS	0			
		AS	0	3 00		3 00
ST. LOUIS L 2.13						
(LAMBERT-ST LOUIS MUNI)						
AA—AMERICAN AIRLINES	TOTAL	S	297214	1160.11	689 09	1849.20
		NS	0			
		AS	297214	1160 11	689 09	1849.20
CO—CONTINENTAL	TOTAL	S	77417	217.18	408.58	625.76
		NS	596			

NOTE S - Scheduled
NS Nonscheduled
AS All Service

TABLE 6—Continued
Enplaned Revenue Passengers, and Enplaned Revenue Tons of Freight and Mail By Type of Service, and By Air Carrier
12 Months Ended December 31, 1990

STATE OR U.S. AREA COMMUNITY (AIRPORT NAME) CARRIER HUB % OF ENPLANEMENTS	OPERATION	SERVICE	ENPLANED PASSENGERS	ENPLANED REVENUE TONS		
				FREIGHT	MAIL	TOTAL FREIGHT AND MAIL
MISSOURI—Continued						
ST. LOUIS—Continued						
(LAMBERT-ST LOUIS MUNI)—Continued						
		AS	78013	217.18	408.58	625.76
DL—DELTA AIR LINES	TOTAL	S	190577	792 63	676 36	1468.99
		NS	240			
		AS	190817	792.63	676.36	1468.99
EA—EASTERN AIR LINES	TOTAL	S	146880	463.24	192.70	655 94
		NS	222			
		AS	147102	463.24	192.70	655.94
FF—TOWER AIR	TOTAL	S	0			
		NS	349			
		AS	349			
FM—FEDERAL EXPRESS	TOTAL	S	0	11008 91		11008 91
		NS	25453			
		AS	25453	11008.91		11008.91
JH—AMERIJET INTERNATIONAL	TOTAL	S	0			
		NS	0	01		01
		AS	0	.01		01
ML—MIDWAY AIRLINES	TOTAL	S	24297	1.60	8.06	9 66
		NS	0			
		AS	24297	1.60	8.06	9.66
NW—NORTHWEST AIRLINES	TOTAL	S	276728	553 53	589.67	1143 20
		NS	0			
		AS	276728	553.53	589.67	1143 20
TW—TRANS WORLD AIR	TOTAL	S	7329144	32479.26	33430 44	65909 70
		NS	21547			
		AS	7350691	32479 26	33430 44	65909.70
UA—UNITED AIR LINES	TOTAL	S	236095	184 95	681 04	865.99
		NS	194			
		AS	236289	184.95	681.04	865 99
US—U.S. AIR	TOTAL	S	133860	413.38	524 74	938.12
		NS	435			
		AS	134295	413.38	524.74	938.12
VK—ZANTOP INTL AIRLINES	TOTAL	S	0	1547.00	88 00	1635.00
		NS	0	61 00		61 00
		AS	0	1608.00	88.00	1696.00
WN—SOUTHWEST AIRLINES	TOTAL	S	570158	480 32	385.38	865 70
		NS	685			
		AS	570843	480.32	385 38	865 70
COMMUNITY TOTAL	TOTAL	S	9282370	49302.11	37674 06	86976 17
		NS	49721	61 01		61 01
		AS	9332091	49363.12	37674.06	87037 18
SPRINGFIELD N 0.00						
(SPRINGFIELD REGIONAL)						
FM—FEDERAL EXPRESS	TOTAL	S	0	549 82		549 82
		NS	0			
		AS	0	549 82		549.82
TW—TRANS WORLD AIR	TOTAL	S	43745	82 54	86	83.40
		NS	805			
		AS	44550	82.54	86	83 40
UA—UNITED AIR LINES	TOTAL	S	41193	26.38		26 38
		NS	0			
		AS	41193	26 38		26 38
COMMUNITY TOTAL	TOTAL	S	84938	658 74	.86	659 60
		NS	805			
		AS	85743	658.74	86	659 60
MONTANA						
BILLINGS S 0 05						
(LOGAN FIELD)						
CO—CONTINENTAL	TOTAL	S	38112	12 61	203 12	215.73
		NS	146			

NOTE S = Scheduled
NS = Nonscheduled
AS = All Service

TABLE 6—Continued
Enplaned Revenue Passengers, and Enplaned Revenue Tons of Freight and Mail By Type of Service, and By Air Carrier
12 Months Ended December 31, 1990

STATE OR U.S. AREA / COMMUNITY / (AIRPORT NAME) / CARRIER / HUB % OF ENPLANEMENTS	OPERATION	SERVICE	ENPLANED PASSENGERS	ENPLANED REVENUE TONS		
				FREIGHT	MAIL	TOTAL FREIGHT AND MAIL
MONTANA—Continued						
BILLINGS—Continued						
(LOGAN FIELD)—Continued						
		AS	38258	12.61	203.12	215 73
DL—DELTA AIR LINES	TOTAL	S	72507	69 10	335 27	404.37
		NS	0			
		AS	72507	69.10	335 27	404.37
FM—FEDERAL EXPRESS	TOTAL	S	0	177.86		177 86
		NS	0			
		AS	0	177 86		177 86
NW—NORTHWEST AIRLINES	TOTAL	S	62296	40.37	500 07	540 44
		NS	0			
		AS	62296	40 37	500 07	540 44
QX—HORIZON AIR	TOTAL	S	27066	101 07	50 13	151 20
		NS	0			
		AS	27066	101.07	50.13	151.20
UA—UNITED AIR LINES	TOTAL	S	37572	19 68	650 04	669.72
		NS	0			
		AS	37572	19.68	650 04	669 72
COMMUNITY TOTAL	TOTAL	S	237553	420.69	1738 63	2159 32
		NS	146			
		AS	237699	420 69	1738 63	2159 32
BOZEMAN N 0 00						
(GALLATIN FLD)						
CO—CONTINENTAL	TOTAL	S	32310	19 14	3 47	22 61
		NS	0			
		AS	32310	19.14	3 47	22 61
DL—DELTA AIR LINES	TOTAL	S	57672	61.06	13 92	74 98
		NS	0			
		AS	57672	61 06	13 92	74 98
FM—FEDERAL EXPRESS	TOTAL	S	0	90 07		90 07
		NS	0			
		AS	0	90 07		90.07
NW—NORTHWEST AIRLINES	TOTAL	S	31071	13.01	4.58	17 59
		NS	0			
		AS	31071	13 01	4 58	17 59
QX—HORIZON AIR	TOTAL	S	3059	1.17	1 77	2 94
		NS	0			
		AS	3059	1 17	1 77	2.94
COMMUNITY TOTAL	TOTAL	S	124112	184 45	23 74	208 19
		NS	0			
		AS	124112	184 45	23.74	208 19
BUTTE N 0 00						
(SILVER BOW COUNTY)						
DL—DELTA AIR LINES	TOTAL	S	24461	42 89	300 54	343 43
		NS	0			
		AS	24461	42 89	300 54	343 43
FM—FEDERAL EXPRESS	TOTAL	S	0	18.31		18 31
		NS	0			
		AS	0	18 31		18 31
QX—HORIZON AIR	TOTAL	S	5516	7 86	9 70	17 56
		NS	0			
		AS	5516	7 86	9 70	17 56
COMMUNITY TOTAL	TOTAL	S	29977	69 06	310 24	379 30
		NON-SCHEDULED	0			
		AS	29977	69.06	310 24	379 30
GLASGOW N 0 00						
(GLASGOW INTL)						
FM—FEDERAL EXPRESS	TOTAL	S	0	09		09
		NS	0			
		AS	0	09		09

NOTE S Scheduled
NS Nonscheduled
AS Air Service

TABLE 6—Continued
Enplaned Revenue Passengers, and Enplaned Revenue Tons of Freight and Mail By Type of Service, and By Air Carrier
12 Months Ended December 31, 1990

STATE OR U.S. AREA / COMMUNITY / (AIRPORT NAME) / CARRIER / HUB % OF ENPLANEMENTS	OPERATION	SERVICE	ENPLANED PASSENGERS	ENPLANED REVENUE TONS		
				FREIGHT	MAIL	TOTAL FREIGHT AND MAIL
MONTANA—Continued						
GREAT FALLS N 0.00						
(GREAT FALLS INTERNATIONAL) 0.00						
DL—DELTA AIR LINES	TOTAL	S	52928	35 37	129 58	164 95
		NS	0			
		AS	52928	35.37	129 58	164 95
FM—FEDERAL EXPRESS	TOTAL	S	0	5326 60		5326 60
		NS	0			
		AS	0	5326.60		5326.60
HU—NORTHERN AIR CARGO	TOTAL	S	0	9.20		9.20
		NS	0	9.20		9.20
		AS	0	18.40		18 40
NW—NORTHWEST AIRLINES	TOTAL	S	26244	21 60	75 11	96 71
		NS	0			
		AS	26244	21 60	75 11	96 71
QX—HORIZON AIR	TOTAL	S	12602	8 97	43.30	52 27
		NS	0			
		AS	12602	8.97	43 30	52 27
UA--UNITED AIR LINES	TOTAL	S	23108	20.70	70 50	91.20
		NS	0			
		AS	23108	20.70	70.50	91 20
AIRPORT TOTAL	TOTAL	S	114882	5422 44	318.49	5740 93
		NS	0	9.20		9 20
		AS	114882	5431 64	318 49	5750 13
(MALMSTROM AFB) 0 00						
COMMUNITY TOTAL BY CARRIER						
DL—DELTA AIR LINES	TOTAL	S	52928	35 37	129 58	164.95
		NS	0			
		AS	52928	35.37	129 58	164.95
FM—FEDERAL EXPRESS	TOTAL	S	0	5326 60		5326.60
		NS	0			
		AS	0	5326 60		5326.60
HU—NORTHERN AIR CARGO	TOTAL	S	0	9 20		9 20
		NS	0	9.20		9.20
		AS	0	18 40		18.40
NW—NORTHWEST AIRLINES	TOTAL	S	26244	21 60	75 11	96 71
		NS	0			
		AS	26244	21.60	75 11	96.71
QX—HORIZON AIR	TOTAL	S	12602	8.97	43 30	52.27
		NS	0			
		AS	12602	8 97	43.30	52 27
UA—UNITED AIR LINES	TOTAL	S	23108	20 70	70.50	91 20
		NS	0			
		AS	23108	20 70	70.50	91 20
COMMUNITY TOTAL	TOTAL	S	114882	5422 44	318 49	5740 93
		NS	0	9 20		9 20
		AS	114882	5431 64	318 49	5750.13
HAVRE N 0 00						
(HAVRE CITY-COUNTY)						
FM--FEDERAL EXPRESS	TOTAL	S	0	01		.01
		NS	0			
		AS	0	01		01
HELENA N 0 00						
(HELENA)						
DL—DELTA AIR LINES	TOTAL	S	31411	57 50	111 18	168 68
		NS	0			
		AS	31411	57 50	111 18	168.68
FM--FEDERAL EXPRESS	TOTAL	S	0	219.91		219 91
		NS	0			
		AS	0	219 91		219 91
JW--ARROW AIR	TOTAL	S	0	9 80		9 80
		NS	0	9 80		9 80

NOTE S Scheduled
NS Nonscheduled
AS All Service

TABLE 6—Continued
Enplaned Revenue Passengers, and Enplaned Revenue Tons of Freight and Mail By Type of Service, and By Air Carrier
12 Months Ended December 31, 1990

STATE OR U.S. AREA / COMMUNITY / (AIRPORT NAME) / CARRIER / HUB % OF ENPLANEMENTS	OPERATION	SERVICE	ENPLANED PASSENGERS	ENPLANED REVENUE TONS		
				FREIGHT	MAIL	TOTAL FREIGHT AND MAIL
MONTANA—Continued						
HELENA—Continued						
(HELENA)—Continued						
		AS	0	19.60		19.60
QX—HORIZON AIR	TOTAL	S	12420	4.42	29.21	33.63
		NS	0			
		AS	12420	4.42	29.21	33.63
COMMUNITY TOTAL	TOTAL	S	43831	291.63	140.39	432.02
		NS	0	9.80		9.80
		AS	43831	301.43	140.39	441.82
KALISPELL N 0.00						
(GLACIER PARK INTL)						
DL—DELTA AIR LINES	TOTAL	S	45289	48.84	55.63	104.47
		NS	0			
		AS	45289	48.84	55.63	104.47
F —FEDERAL EXPRESS	TOTAL	S	0	75.48		75.48
		NS	0			
		AS	0	75.48		75.48
QX—HORIZON AIR	TOTAL	S	16591	30.01	23.95	53.96
		NS	0			
		AS	16591	30.01	23.95	53.96
COMMUNITY TOTAL	TOTAL	S	61880	154.33	79.58	233.91
		NS	0			
		AS	61880	154.33	79.58	233.91
LEWISTOWN N 0.00						
(LEWISTOWN MUNI)						
FM—FEDERAL EXPRESS	TOTAL	S	0	05		.05
		NS	0			
		AS	0	.05		.05
MISSOULA N 0.00						
(JOHNSON - BELL FIELD)						
CO—CONTINENTAL	TOTAL	S	26298	20.98	207.34	228.32
		NS	0			
		AS	26298	20.98	207.34	228.32
DL—DELTA AIR LINES	TOTAL	S	55961	89.82	223.34	313.16
		NS	0			
		AS	55961	89.82	223.34	313.16
FM—FEDERAL EXPRESS	TOTAL	S	0	107.13		107.13
		N	0			
		A	0	107.13		107.13
NW—NORTHWEST AIRLINES	TOTAL	S	24426	10.66	117.15	127 81
		NS	0			
		AS	24426	10.66	117.15	127 81
QX—HORIZON AIR	TOTAL	S	17528	38.76	34.15	72.91
		NS	0			
		AS	17528	38.76	34.15	72.91
COMMUNITY TOTAL	TOTAL	S	124213	267.35	581.98	849.33
		NS	0			
		AS	124213	267.35	581.98	849 33
WOLF POINT N 0.00						
(WOLF POINT INTERNATIONAL)						
FM—FEDERAL EXPRESS	TOTAL	S	0	3.12		3.12
		NS	0			
		AS	0	3 12		3.12
NEBRASKA						
ALLIANCE N 0.00						
(ALLIANCE MUNI)						
FM—FEDERAL EXPRESS	TOTAL	S	0	.37		37
		NS	0			
		AS	0	37		.37

NOTE S - Scheduled
NS Nonscheduled
AS All Service

TABLE 6—Continued
Enplaned Revenue Passengers, and Enplaned Revenue Tons of Freight and Mail By Type of Service, and By Air Carrier
12 Months Ended December 31, 1990

STATE OR U.S. AREA / COMMUNITY / (AIRPORT NAME) / CARRIER	HUB	% OF ENPLANEMENTS	OPERATION	SERVICE	ENPLANED PASSENGERS	ENPLANED REVENUE TONS: FREIGHT	MAIL	TOTAL FREIGHT AND MAIL
NEBRASKA—Continued								
GRAND ISLAND	N	0.00						
(GRAND ISLAND AIR PARK)								
FM—FEDERAL EXPRESS			TOTAL	S	0	185.39		185.39
				NS	0			
				AS	0	185.39		185.39
KEARNEY	N	0.00						
(KEARNEY MUNI)								
FM—FEDERAL EXPRESS			TOTAL	S	0	.29		.29
				NS	0			
				AS	0	.29		.29
LINCOLN	N	0.00						
(LINCOLN MUNICIPAL)								
FM—FEDERAL EXPRESS			TOTAL	S	0	4 30		4 30
				NS	0			
				AS	0	4 30		4 30
HP—AMERICAN WEST			TOTAL	S	38609	56 63	4 05	60.68
				NS	216			
				AS	38825	56 63	4.05	60.68
TW—TRANS WORLD AIR			TOTAL	S	39880	49 43	21.17	70.60
				NS	559			
				AS	40439	49.43	21 17	70.60
UA—UNITED AIR LINES			TOTAL	S	120147	115.37	40.14	155.51
				NS	0			
				AS	120147	115.37	40.14	155 51
VK—ZANTOP INTL AIRLINES			TOTAL	S	0	27 00		27.00
				NS	0	27.00		27.00
				AS	0	54.00		54 00
COMMUNITY TOTAL			TOTAL	S	198636	252.73	65 36	318.09
				NS	775	27 00		27.00
				AS	199411	279.73	65 36	345.09
MCCOOK	N	0.00						
(MCCOOK MUNI)								
FM—FEDERAL EXPRESS			TOTAL	S	0	.34		34
				NS	0			
				AS	0	34		34
NORTH PLATTE	N	0 00						
(LEE BIRD FIELD)								
FM—FEDERAL EXPRESS			TOTAL	S	0	127.33		127 33
				NS	0			
				AS	0	127.33		127.33
OMAHA	S	0 23						
(EPPLEY AIRFIELD)		0 23						
AA—AMERICAN AIRLINES			TOTAL	S	139006	180.42	2211.81	2392.23
				NS	0			
				AS	139006	180 42	2211.81	2392.23
CO—CONTINENTAL			TOTAL	S	102737	120 38	1115.21	1235.59
				NS	5245			
				AS	107982	120 38	1115 21	1235.59
DL—DELTA AIR LINES			TOTAL	S	69419	118 40	1372 17	1490 57
				NS	0			
				AS	69419	118.40	1372.17	1490 57
FM—FEDERAL EXPRESS			TOTAL	S	0	3771 09		3771.09
				NS	0			
				AS	0	3771 09		3771 09
HP—AMERICAN WEST			TOTAL	S	130396	988.97	1886 90	2875.87
				NS	0			
				AS	130396	988 97	1886.90	2875.87
JE—EXPRESS ONE			TOTAL	S	0	03		03
				NS	0			
				AS	0	03		.03

NOTE S = Scheduled
NS = Nonscheduled
AS = All Service

TABLE 6—Continued
Enplaned Revenue Passengers, and Enplaned Revenue Tons of Freight and Mail By Type of Service, and By Air Carrier
12 Months Ended December 31, 1990

STATE OR U.S. AREA COMMUNITY (AIRPORT NAME) CARRIER HUB % OF ENPLANEMENTS	OPERATION	SERVICE	ENPLANED PASSENGERS	ENPLANED REVENUE TONS		
				FREIGHT	MAIL	TOTAL FREIGHT AND MAIL
NEBRASKA—Continued						
OMAHA—Continued						
(EPPLEY AIRFIELD)—Continued						
ML—MIDWAY AIRLINES	TOTAL	S	55193	52.02	1220.51	1272.53
		NS	0			
		AS	55193	52.02	1220 51	1272.53
NW—NORTHWEST AIRLINES	TOTAL	S	126926	85.15	2135.15	2220.30
		NS	0			
		AS	126926	85.15	2135.15	2220.30
TW—TRANS WORLD AIR	TOTAL	S	105093	90.87	1348.92	1439 79
		NS	31			
		AS	105124	90.87	1348.92	1439.79
UA—UNITED AIR LINES	TOTAL	S	260086	293.89	3100.48	3394.37
		NS	0			
		AS	260086	293.89	3100.48	3394.37
AIRPORT TOTAL	TOTAL	S	988856	5701.22	14391 15	20092.37
		NS	5276			
		AS	994132	5701.22	14391.15	20092.37
(OFFUTT AFB) 0 00						
(MILLARD) 0.00						
JH—AMERIJET INTERNATIONAL	TOTAL	S	0	170.15		170.15
		NS	0	70.85		70 85
		AS	0	241.00		241 00
COMMUNITY TOTAL BY CARRIER						
AA—AMERICAN AIRLINES	TOTAL	S	139006	180.42	2211 81	2392.23
		NS	0			
		AS	139006	180.42	2211 81	2392.23
CO—CONTINENTAL	TOTAL	S	102737	120.38	1115.21	1235 59
		NS	5245			
		AS	107982	120 38	1115 21	1235.59
DL—DELTA AIR LINES	TOTAL	S	69419	118.40	1372.17	1490 57
		NS	0			
		AS	69419	118.40	1372.17	1490.57
FM—FEDERAL EXPRESS	TOTAL	S	0	3771 09		3771 09
		NS	0			
		AS	0	3771.09		3771.09
HP—AMERICAN WEST	TOTAL	S	130396	988.97	1886.90	2875 87
		NS	0			
		AS	130396	988.97	1886.90	2875 87
JE—EXPRESS ONE	TOTAL	S	0	03		03
		NS	0			
		AS	0	.03		.03
JH—AMERIJET INTERNATIONAL	TOTAL	S	0	170 15		170 15
		NS	0	70.85		70 85
		AS	0	241.00		241 00
ML—MIDWAY AIRLINES	TOTAL	S	55193	52.02	1220.51	1272 53
		NS	0			
		AS	55193	52.02	1220.51	1272 53
NW—NORTHWEST AIRLINES	TOTAL	S	126926	85.15	2135.15	2220 30
		NS	0			
		AS	126926	85 15	2135.15	2220.30
TW—TRANS WORLD AIR	TOTAL	S	105093	90.87	1348 92	1439.79
		NS	31			
		AS	105124	90.87	1348 92	1439.79
UA—UNITED AIR LINES	TOTAL	S	260086	293.89	3100.48	3394 37
		NS	0			
		AS	260086	293.89	3100 48	3394 37
COMMUNITY TOTAL	TOTAL	S	988856	5871 37	14391 15	20262 52
		NS	5276	70 85		70 85
		AS	994132	5942 22	14391 15	20333 37

NOTE S - Scheduled
NS - Nonscheduled
AS - All Service

TABLE 6—Continued
Enplaned Revenue Passengers, and Enplaned Revenue Tons of Freight and Mail By Type of Service, and By Air Carrier
12 Months Ended December 31, 1990

STATE OR U.S. AREA / COMMUNITY / (AIRPORT NAME) / CARRIER / HUB % OF ENPLANEMENTS	OPERATION	SERVICE	ENPLANED PASSENGERS	ENPLANED REVENUE TONS		
				FREIGHT	MAIL	TOTAL FREIGHT AND MAIL
NEBRASKA—Continued						
SCOTTSBLUFF N 0.00						
(SCOTTSBLUFF COUNTY)						
FM—FEDERAL EXPRESS	TOTAL	S	0	128.87		128.87
		NS	0			
		AS	0	128.87		128.87
COMMUNITY TOTAL	TOTAL	S	0	128.87		128.87
		NS	0			
		AS	0	128.87		128.87
NEVADA						
ELKO N 0.00						
(ELKO MUNI)						
LAS VEGAS L 1.78						
(MC CARRAN INTL) 1.78						
AA—AMERICAN AIRLINES	TOTAL	S	807753	1424.26	987.54	2411.80
		NS	262			
		AS	808015	1424.26	987.54	2411.80
CO—CONTINENTAL	TOTAL	S	360742	154.80	561.31	716.11
		NS	53840			
		AS	414582	154.80	561.31	716.11
DL—DELTA AIR LINES	TOTAL	S	698017	827.52	1266.30	2093.82
		NS	0			
		AS	698017	827.52	1266.30	2093.82
FM—FEDERAL EXPRESS	TOTAL	S	0	1796.54		1796.54
		NS	0			
		AS	0	1796.54		1796.54
HA—HAWAIIAN AIRLINES	TOTAL	S	25043	4.20	3.83	8.03
		NS	20408			
		AS	45451	4.20	3.83	8.03
HP—AMERICAN WEST	TOTAL	S	3036594	6439.93	7302.24	13742.17
		NS	3736			
		AS	3040330	6439.93	7302.24	13742.17
MG—MGM GRAND AIR	TOTAL	S	0			
		NS	30			
		AS	30			
ML—MIDWAY AIRLINES	TOTAL	S	83463	11.28	120.96	132.24
		NS	0			
		AS	83463	11.28	120.96	132.24
NW—NORTHWEST AIRLINES	TOTAL	S	376989	93.36	700.19	793.55
		NS	0			
		AS	376989	93.36	700.19	793.55
TW—TRANS WORLD AIR	TOTAL	S	221584	71.75	524.69	596.44
		NS	51726			
		AS	273310	71.75	524.69	596.44
UA—UNITED AIR LINES	TOTAL	S	422897	146.11	834.10	980.21
		NS	256			
		AS	423153	146.11	834.10	980.21
US—U.S. AIR	TOTAL	S	641592	191.69	488.54	680.23
		NS	9260			
		AS	650852	191.69	488.54	680.23
WN—SOUTHWEST AIRLINES	TOTAL	S	981892	127.08	342.63	469.71
		NS	134			
		AS	982026	127.08	342.63	469.71
AIRPORT TOTAL	TOTAL	S	7656566	11288.52	13132.33	24420.85
		NS	139652			
		AS	7796218	11288.52	13132.33	24420.85
(NELLIS AFB) 0.00						
COMMUNITY TOTAL BY CARRIER						
AA—AMERICAN AIRLINES	TOTAL	S	807753	1424.26	987.54	2411.80
		NS	262			
		AS	808015	1424.26	987.54	2411.80
CO—CONTINENTAL	TOTAL	S	360742	154.80	561.31	716.11

NOTE S = Scheduled
NS = Nonscheduled
AS = All Service

TABLE 6—Continued
Enplaned Revenue Passengers, and Enplaned Revenue Tons of Freight and Mail By Type of Service, and By Air Carrier
12 Months Ended December 31, 1990

STATE OR U.S. AREA / COMMUNITY / (AIRPORT NAME) / CARRIER / HUB % OF ENPLANEMENTS	OPERATION	SERVICE	ENPLANED PASSENGERS	ENPLANED REVENUE TONS		
				FREIGHT	MAIL	TOTAL FREIGHT AND MAIL
NEVADA—Continued						
LAS VEGAS—Continued						
(NELLIS AFB)—Continued						
COMMUNITY TOTAL BY CARRIER—Continued						
		NS	53840			
		AS	414582	154.80	561.31	716.11
DL—DELTA AIR LINES	TOTAL	S	698017	827.52	1266.30	2093.82
		NS	0			
		AS	698017	827.52	1266.30	2093.82
FM—FEDERAL EXPRESS	TOTAL	S	0	1796.54		1796.54
		NS	0			
		AS	0	1796.54		1796.54
HA—HAWAIIAN AIRLINES	TOTAL	S	25043	4.20	3.83	8.03
		NS	20408			
		AS	45451	4.20	3.83	8.03
HP—AMERICAN WEST	TOTAL	S	3036594	6439.93	7302.24	13742.17
		NS	3736			
		AS	3040330	6439.93	7302.24	13742.17
MG—MGM GRAND AIR	TOTAL	S	0			
		NS	30			
		AS	30			
ML—MIDWAY AIRLINES	TOTAL	S	83463	11.28	120.96	132.24
		NS	0			
		AS	83463	11.28	120.96	132.24
NW—NORTHWEST AIRLINES	TOTAL	S	376989	93.36	700.19	793.55
		NS	0			
		AS	376989	93.36	700.19	793.55
TW—TRANS WORLD AIR	TOTAL	S	221584	71.75	524.69	596.44
		NS	51726			
		AS	273310	71.75	524.69	596.44
UA—UNITED AIR LINES	TOTAL	S	422897	146.11	834.10	980.21
		NS	256			
		AS	423153	146.11	834.10	980.21
US—U S. AIR	TOTAL	S	641592	191.69	488.54	680.23
		NS	9260			
		AS	650852	191.69	488.54	680.23
WN—SOUTHWEST AIRLINES	TOTAL	S	981892	127.08	342.63	469.71
		NS	134			
		AS	982026	127.08	342.63	469.71
COMMUNITY TOTAL	TOTAL	S	7656566	11288.52	13132.33	24420.85
		NS	139652			
		AS	7796218	11288.52	13132.33	24420.85
RENO M 0.31						
(RENO INTL)						
AA—AMERICAN AIRLINES	TOTAL	S	407513	240.14	647.30	887.44
		NS	0			
		AS	407513	240.14	647.30	887.44
AS—ALASKA AIRLINES	TOTAL	S	0			
		NS	2986			
		AS	2986			
CO—CONTINENTAL	TOTAL	S	91359	80.86	112.01	192.87
		NS	4382			
		AS	95741	80.86	112.01	192.87
DL—DELTA AIR LINES	TOTAL	S	144990	361.62	128.59	490.21
		NS	0			
		AS	144990	361.62	128.59	490.21
FM—FEDERAL EXPRESS	TOTAL	S	0	2167.80		2167.80
		NS	0	44.99		44.99
		AS	0	2212.79		2212.79
HP—AMERICAN WEST	TOTAL	S	284466	242.91	330.55	573.46
		NS	54			
		AS	284520	242.91	330.55	573.46

NOTE S = Scheduled
NS = Nonscheduled
AS = All Service

TABLE 6—Continued
Enplaned Revenue Passengers, and Enplaned Revenue Tons of Freight and Mail By Type of Service, and By Air Carrier
12 Months Ended December 31, 1990

STATE OR U.S. AREA COMMUNITY (AIRPORT NAME) CARRIER HUB % OF ENPLANEMENTS	OPERATION	SERVICE	ENPLANED PASSENGERS	ENPLANED REVENUE TONS		
				FREIGHT	MAIL	TOTAL FREIGHT AND MAIL
NEVADA—Continued						
RENO—Continued						
(RENO INTL)—Continued						
NW—NORTHWEST AIRLINES	TOTAL	S	38349	20.41	16.62	37.03
		NS	0			
		AS	38349	20.41	16.62	37.03
OE—WESTAIR AIRLINES	TOTAL	S	106369			
		NS	0			
		AS	106369			
UA—UNITED AIR LINES	TOTAL	S	57590	46.74	120.18	166.92
		NS	0			
		AS	57590	46.74	120.18	166.92
US—U.S. AIR	TOTAL	S	175911	150.51	183.29	333.80
		NS	505			
		AS	176416	150.51	183.29	333.80
WN—SOUTHWEST AIRLINES	TOTAL	S	29023	5.06	5.05	10.11
		NS	122			
		AS	29145	5.06	5.05	10.11
COMMUNITY TOTAL	TOTAL	S	1335570	3316.05	1543.59	4859.64
		NS	8049	44.99		44.99
		AS	1343619	3361.04	1543.59	4904.63
NEW HAMPSHIRE						
LACONIA N 0.00						
(LACONIA MUNI)						
FM—FEDERAL EXPRESS	TOTAL	S	0	1.04		1.04
		NS	0			
		AS	0	1.04		1.04
LEBANON/WHITE RIVER JUNCTION N 0.00						
(LEBANON REGIONAL)						
FM—FEDERAL EXPRESS	TOTAL	S	0	.01		.01
		NS	0			
		AS	0	.01		.01
MANCHESTER/CONCORD S 0.06						
(MUNICIPAL)						
CO—CONTINENTAL	TOTAL	S	8189	.17	31.24	31.41
		NS	0			
		AS	8189	.17	31.24	31.41
FM—FEDERAL EXPRESS	TOTAL	S	0	7040.86		7040.86
		NS	0			
		AS	0	7040.86		7040.86
UA—UNITED AIR LINES	TOTAL	S	138759	21.61	406.92	428.53
		NS	0			
		AS	138759	21.61	406.92	428.53
US—U.S. AIR	TOTAL	S	120418	29.10	193.85	222.95
		NS	597			
		AS	121015	29.10	193.85	222.95
COMMUNITY TOTAL	TOTAL	S	267366	7091.74	632.01	7723.75
		NS	597			
		AS	267963	7091.74	632.01	7723.75
NEW JERSEY						
ATLANTIC CITY N 0.00						
(NAFEC ATLANTIC CITY/POMONA) 0.00						
CO—CONTINENTAL	TOTAL	S	0			
		NS	24498			
		AS	24498			
TB—TRUMP SHUTTLE	TOTAL	S	25506			
		NS	21606			
		AS	47112			
US—U.S. AIR	TOTAL	S	52005	3.61		3.61
		NS	2360			
		AS	54365	3.61		3.61

NOTE S = Scheduled
NS = Nonscheduled
AS = All Service

TABLE 6—Continued
Enplaned Revenue Passengers, and Enplaned Revenue Tons of Freight and Mail By Type of Service, and By Air Carrier
12 Months Ended December 31, 1990

STATE OR U.S. AREA COMMUNITY (AIRPORT NAME) CARRIER HUB % OF ENPLANEMENTS	OPERATION	SERVICE	ENPLANED PASSENGERS	ENPLANED REVENUE TONS		
				FREIGHT	MAIL	TOTAL FREIGHT AND MAIL
NEW JERSEY—Continued						
ATLANTIC CITY—Continued						
(NAFEC ATLANTIC CITY/POMONA)—Continued						
AIRPORT TOTAL	TOTAL	S	77511	3.61		3.61
		NS	48464			
		AS	125975	3.61		3.61
(BADER FIELD) 0.00						
COMMUNITY TOTAL BY CARRIER						
CO—CONTINENTAL	TOTAL	S	0			
		NS	24498			
		AS	24498			
TB—TRUMP SHUTTLE	TOTAL	S	25506			
		NS	21606			
		AS	47112			
US—U.S. AIR	TOTAL	S	52005	3.61		3.61
		NS	2360			
		AS	54365	3.61		3.61
COMMUNITY TOTAL	TOTAL	S	77511	3.61		3.61
		NS	48464			
		AS	125975	3.61		3.61
FORT DIX N 0.00						
(MCGUIRE AFB)						
FM—FEDERAL EXPRESS	TOTAL	S	0	27.18		27.18
		NS	0			
		AS	0	27.18		27.18
JW—ARROW AIR	TOTAL	S	0	255.90		255.90
		NS	0	255.90		255.90
		AS	0	511.80		511.80
COMMUNITY TOTAL	TOTAL	S	0	283.08		283.08
		NS	0	255.90		255.90
		AS	0	538.98		538.98
LAKEWOOD N 0.00						
(LAKEWOOD)						
FM—FEDERAL EXPRESS	TOTAL	S	0	220.27		220.27
		NS	0			
		AS	0	220.27		220.27
NEWARK L 2.25						
(NEWARK)						
AA—AMERICAN AIRLINES	TOTAL	S	998998	11646.34	7625.21	19271.55
		NS	301			
		AS	999299	11646.34	7625.21	19271.55
CO—CONTINENTAL	TOTAL	S	4915214	20897.42	9445.60	30343.02
		NS	55943			
		AS	4971157	20897.42	9445.60	30343.02
DL—DELTA AIR LINES	TOTAL	S	618606	4093.47	2977.86	7071.33
		NS	573			
		AS	619179	4093.47	2977.86	7071.33
EA—EASTERN AIR LINES	TOTAL	S	407976	2959.45	867.07	3826.52
		NS	0			
		AS	407976	2959.45	867.07	3826.52
FM—FEDERAL EXPRESS	TOTAL	S	0	78156.46		78156.46
		NS	0	183.40		183.40
		AS	0	78339.86		78339.86
HP—AMERICAN WEST	TOTAL	S	136109	346.27	710.67	1056.94
		NS	204			
		AS	136313	346.27	710.67	1056.94
JE—EXPRESS ONE	TOTAL	S	0	.05		.05
		NS	20			
		AS	20	.05		.05
JW—ARROW AIR	TOTAL	S	0	6764.90		6764.90
		NS	0	6764.90		6764.90
		AS	0	13529.80		13529.80

NOTE S - Scheduled
NS - Nonscheduled
AS - All Service

TABLE 6—Continued
Enplaned Revenue Passengers, and Enplaned Revenue Tons of Freight and Mail By Type of Service, and By Air Carrier
12 Months Ended December 31, 1990

STATE OR U.S. AREA COMMUNITY (AIRPORT NAME) CARRIER HUB % OF ENPLANEMENTS	OPERATION	SERVICE	ENPLANED PASSENGERS	ENPLANED REVENUE TONS		
				FREIGHT	MAIL	TOTAL FREIGHT AND MAIL
NEW JERSEY—Continued						
NEWARK—Continued						
(NEWARK)—Continued						
NW—NORTHWEST AIRLINES	TOTAL	S	377876	1459.57	1946.82	3406.39
		NS	182			
		AS	378058	1459.57	1946.82	3406.39
PA—PAN AMERICAN	TOTAL	S	15691	.54		
		NS	290			
		AS	15981	.54	53.57	54.11
TW—TRANS WORLD AIR	TOTAL	S	180022	878.42	964.66	1843.08
		NS	357			
		AS	180379	878.42	964.66	1843.08
UA—UNITED AIR LINES	TOTAL	S	1038980	14551.56	5117.13	19668.69
		NS	932			
		AS	1039912	14551.56	5117 13	19668 69
US—U.S. AIR	TOTAL	S	1073525	2250.19	3057 66	5307.85
		NS	379			
		AS	1073904	2250.19	3057.66	5307.85
VK—ZANTOP INTL AIRLINES	TOTAL	S	0	7214.00	895 00	8109.00
		NS	0	414.00		414.00
		AS	0	7628.00	895.00	8523.00
YX—MIDWEST EXPRESS	TOTAL	S	31700	25.73	404.57	430 30
		NS	47			
		AS	31747	25.73	404 57	430 30
5X—UNITED PARCEL SERVICE	TOTAL	S	0	4604.96		4604.96
		NS	0			
		AS	0	4604.96		4604 96
COMMUNITY TOTAL	TOTAL	S	9794697	155849 33	34065.82	189915.15
		NS	59228	7362.30		7362.30
		AS	9853925	163211 63	34065.82	197277 45
NEW MEXICO						
ALAMOGORDO N 0.00						
(HOLLOMAN AFB)						
ALBUQUERQUE M 0.54						
(ALBUQUERQUE INTL) 0.54						
AA—AMERICAN AIRLINES	TOTAL	S	320655	221 95	1046 49	1268.44
		NS	0			
		AS	320655	221.95	1046 49	1268 44
AP—ASPEN AIRWAYS	TOTAL	S	557			
		NS	0			
		AS	557			
CO—CONTINENTAL	TOTAL	S	151867	187.82	746.64	934 46
		NS	824			
		AS	152691	187 82	746.64	934 46
DL—DELTA AIR LINES	TOTAL	S	313603	330 32	1589 62	1919.94
		NS	157			
		AS	313760	330.32	1589.62	1919 94
FM—FEDERAL EXPRESS	TOTAL	S	0	3727 23	13	3727 36
		NS	0			
		AS	0	3727 23	13	3727.36
HP—AMERICAN WEST	TOTAL	S	291758	157 47	74 28	231 75
		NS	252			
		AS	292010	157.47	74.28	231 75
PA—PAN AMERICAN	TOTAL	S	1078	4.88	7.46	12 34
		NS	0			
		AS	1078	4 88	7.46	12 34
TW—TRANS WORLD AIR	TOTAL	S	137223	96.24	836.71	932 95
		NS	0			
		AS	137223	96.24	836 71	932 95
TZ—AMERICAN TRANS AIR	TOTAL	S	0			
		NS	61			
		AS	61			

NOTE S = Scheduled
NS = Nonscheduled
AS = All Service

TABLE 6—Continued
Enplaned Revenue Passengers, and Enplaned Revenue Tons of Freight and Mail By Type of Service, and By Air Carrier
12 Months Ended December 31, 1990

STATE OR U.S. AREA / COMMUNITY / (AIRPORT NAME) / CARRIER / HUB % OF ENPLANEMENTS	OPERATION	SERVICE	ENPLANED PASSENGERS	ENPLANED REVENUE TONS		
				FREIGHT	MAIL	TOTAL FREIGHT AND MAIL
NEW MEXICO—Continued						
ALBUQUERQUE—Continued						
(ALBUQUERQUE INTL)—Continued						
UA—UNITED AIR LINES	TOTAL	S	139047	78.46	779.11	857.57
		NS	296			
		AS	139343	78.46	779.11	857.57
US—U.S. AIR	TOTAL	S	74195	88.30	275.73	364.03
		NS	0			
		AS	74195	88.30	275.73	364.03
WN—SOUTHWEST AIRLINES	TOTAL	S	952639	394.05	1085.45	1479.50
		NS	435			
		AS	953074	394.05	1085.45	1479.50
AIRPORT TOTAL	TOTAL	S	2382622	5286.72	6441.62	11728.34
		NS	2025			
		AS	2384647	5286 72	6441.62	11728.34
(DOUBLE EAGLE II) 0.00						
FM—FEDERAL EXPRESS	TOTAL	S	0	20		.20
		NS	0			
		AS	0	.20		20
COMMUNITY TOTAL BY CARRIER						
AA—AMERICAN AIRLINES	TOTAL	S	320655	221 95	1046 49	1268.44
		NS	0			
		AS	320655	221 95	1046.49	1268.44
AP—ASPEN AIRWAYS	TOTAL	S	557			
		NS	0			
		AS	557			
CO—CONTINENTAL	TOTAL	S	151867	187.82	746 64	934 46
		NS	824			
		AS	152691	187 82	746 64	934 46
DL—DELTA AIR LINES	TOTAL	S	313603	330 32	1589 62	1919.94
		NS	157			
		AS	313760	330 32	1589 62	1919.94
FM—FEDERAL EXPRESS	TOTAL	S	0	3727.43	13	3727 56
		NS	0			
		AS	0	3727 43	13	3727 56
HP—AMERICAN WEST	TOTAL	S	291758	157 47	74 28	231 75
		NS	252			
		AS	292010	157 47	74 28	231 75
PA—PAN AMERICAN	TOTAL	S	1078	4 88	7.46	12 34
		NS	0			
		AS	1078	4 88	7 46	12 34
TW—TRANS WORLD AIR	TOTAL	S	137223	96 24	836 71	932 95
		NS	0			
		AS	137223	96 24	836 71	932 95
TZ—AMERICAN TRANS AIR	TOTAL	S	0			
		NS	61			
		AS	61			
UA—UNITED AIR LINES	TOTAL	S	139047	78 46	779.11	857 57
		NS	296			
		AS	139343	78 46	779 11	857 57
US—U S AIR	TOTAL	S	74195	88 30	275 73	364 03
		NS	0			
		AS	74195	88 30	275 73	364 03
WN—SOUTHWEST AIRLINES	TOTAL	S	952639	394 05	1085 45	1479 50
		NS	435			
		AS	953074	394 05	1085 45	1479 50
COMMUNITY TOTAL	TOTAL	S	2382622	5286 92	6441 62	11728.54
		NS	2025			
		AS	2384647	5286 92	6441 62	11728 54
CLOVIS N 0 00						
(CLOVIS MUNICIPAL) 0 00						
FM—FEDERAL EXPRESS	TOTAL	S	0	65		65

NOTE S = Scheduled
NS = Nonscheduled
AS = All Service

TABLE 6—Continued
Enplaned Revenue Passengers, and Enplaned Revenue Tons of Freight and Mail By Type of Service, and By Air Carrier
12 Months Ended December 31, 1990

STATE OR U.S. AREA / COMMUNITY / (AIRPORT NAME) / CARRIER / HUB % OF ENPLANEMENTS	OPERATION	SERVICE	ENPLANED PASSENGERS	ENPLANED REVENUE TONS		
				FREIGHT	MAIL	TOTAL FREIGHT AND MAIL
NEW MEXICO—Continued						
CLOVIS—Continued						
(CLOVIS MUNICIPAL)—Continued						
		NS	0			
		AS	0	65		.65
(CANNON AFB) 0.00						
COMMUNITY TOTAL BY CARRIER						
FM—FEDERAL EXPRESS	TOTAL	S	0	.65		.65
		NS	0			
		AS	0	65		.65
COMMUNITY TOTAL	TOTAL	S	0	65		.65
		NS	0			
		AS	0	.65		.65
FARMINGTON N 0.00						
(FARMINGTON MUNI)						
AP—ASPEN AIRWAYS	TOTAL	S	2574	3 12		3 12
		NS	0			
		AS	2574	3.12		3.12
FM—FEDERAL EXPRESS	TOTAL	S	0	121 19		121.19
		NS	0			
		AS	0	121 19		121 19
COMMUNITY TOTAL	TOTAL	S	2574	124.31		124 31
		NS	0			
		AS	2574	124 31		124 31
GALLUP N 0 00						
(SENATOR CLARKE FIELD)						
FM—FEDERAL EXPRESS	TOTAL	S	0	28.41		28 41
		NS	0			
		AS	0	28 41		28 41
HOBBS N 0 00						
(LEA COUNTY/HOBBS)						
FM—FEDERAL EXPRESS	TOTAL	S	0	119 52		119.52
		NS	0			
		AS	0	119 52		119 52
ROSWELL N 0 00						
(INDUSTRIAL AIR CENTER)						
FM—FEDERAL EXPRESS	TOTAL	S	0	97 55		97 55
		NS	0			
		AS	0	97 55		97 55
COMMUNITY TOTAL	TOTAL	S	0	97 55		97 55
		NS	0			
		AS	0	97 55		97 55
NEW YORK						
ALBANY S 0 20						
(ALBANY COUNTY)						
AA—AMERICAN AIRLINES	TOTAL	S	171744	164 76	599 17	763.93
		NS	0			
		AS	171744	164 76	599 17	763 93
DL—DELTA AIR LINES	TOTAL	S	47484	44 63	257.41	302.04
		NS	0			
		AS	47484	44 63	257 41	302.04
EA—EASTERN AIR LINES	TOTAL	S	68608	217.69	37 85	255.54
		NS	0			
		AS	68608	217 69	37.85	255 54
FM—FEDERAL EXPRESS	TOTAL	S	0	1273 76		1273.76
		NS	0			
		AS	0	1273 76		1273 76
ML—MIDWAY AIRLINES	TOTAL	S	22857	1 83	42 44	44 27
		NS	0			
		AS	22857	1 83	42.44	44.27
NW—NORTHWEST AIRLINES	TOTAL	S	73284	113.55	386 56	500 11

NOTE S = Scheduled
NS = Nonscheduled
AS = All Service

TABLE 6—Continued
Enplaned Revenue Passengers, and Enplaned Revenue Tons of Freight and Mail By Type of Service, and By Air Carrier
12 Months Ended December 31, 1990

STATE OR U.S. AREA COMMUNITY (AIRPORT NAME) CARRIER HUB % OF ENPLANEMENTS	OPERATION	SERVICE	ENPLANED PASSENGERS	ENPLANED REVENUE TONS		
				FREIGHT	MAIL	TOTAL FREIGHT AND MAIL
NEW YORK—Continued						
ALBANY—Continued						
(ALBANY COUNTY)—Continued						
		NS	0			
		AS	73284	113 55	386.56	500.11
UA—UNITED AIR LINES	TOTAL	S	78277	95.42	452.70	548.12
		NS	0			
		AS	78277	95.42	452.70	548.12
US—U.S. AIR	TOTAL	S	415521	273 29	936.56	1209.85
		NS	597			
		AS	416118	273.29	936.56	1209.85
COMMUNITY TOTAL	TOTAL	S	877775	2184.93	2712.69	4897.62
		NS	597			
		AS	878372	2184.93	2712.69	4897.62
BINGHAMTON/ENDCT/JHNSN CTY N 0.00						
(BROOME COUNTY)						
OE—WESTAIR AIRLINES	TOTAL	S	9254			
		NS	0			
		AS	9254			
US—U.S. AIR	TOTAL	S	90964	21.86	12.24	34 10
		NS	594			
		AS	91558	21.86	12.24	34 10
COMMUNITY TOTAL	TOTAL	S	100218	21.86	12.24	34.10
			594			
		AS	100812	21.86	12 24	34 10
BUFFALO&NIAGARA FALLS M 0.37						
(GREATER BUFFALO INTERNATIONAL)						
AA—AMERICAN AIRLINES	TOTAL	S	241715	235.39	788.20	1023.59
		NS	0			
		AS	241715	235.39	788.20	1023.59
CO—CONTINENTAL	TOTAL	S	113949	46.02	114.97	160.99
		NS	992			
		AS	114941	46.02	114 97	160.99
DL—DELTA AIR LINES	TOTAL	S	64996	76.01	138 19	214.20
		NS	125			
		AS	65121	76.01	138.19	214.20
EA—EASTERN AIR LINES	TOTAL	S	87920	260.76	91.48	352.24
		NS	0			
		AS	87920	260.76	91.48	352.24
FM—FEDERAL EXPRESS	TOTAL	S	0	3835 25		3835.25
		NS	0			
		AS	0	3835 25		3835.25
ML—MIDWAY AIRLINES	TOTAL	S	36836	13.85	156.30	170.15
		NS	0			
		AS	36836	13.85	156.30	170.15
NW—NORTHWEST AIRLINES	TOTAL	S	96545	115.57	404.50	520.07
		NS	0			
		AS	96545	115.57	404 50	520.07
UA—UNITED AIR LINES	TOTAL	S	168343	506 63	783.49	1290.12
		NS	330			
		AS	168673	506.63	783.49	1290.12
US—U S AIR	TOTAL	S	809897	1371.83	1387.05	2758.88
		NS	15645			
		AS	825542	1371.83	1387 05	2758 88
VK—ZANTOP INTL AIRLINES	TOTAL	S	0	1888 00	98.00	1986 00
		NS	0	153.00		153 00
		AS	0	2041.00	98.00	2139 00
YB—TRANS CONTINENTAL	TOTAL	S	0	3.57		3.57
		NS	0			
		AS	0	3 57		3 57
COMMUNITY TOTAL	TOTAL	S	1620207	8352 88	3962 18	12315.06
		NS	17092	153 00		153.00

NOTE S = Scheduled
NS = Nonscheduled
AS = All Service

TABLE 6—Continued
Enplaned Revenue Passengers, and Enplaned Revenue Tons of Freight and Mail By Type of Service, and By Air Carrier
12 Months Ended December 31, 1990

STATE OR U.S. AREA / COMMUNITY / (AIRPORT NAME) / CARRIER / HUB % OF ENPLANEMENTS	OPERATION	SERVICE	ENPLANED PASSENGERS	ENPLANED REVENUE TONS		
				FREIGHT	MAIL	TOTAL FREIGHT AND MAIL
NEW YORK—Continued						
BUFFALO&NIAGARA FALLS—Continued						
(GREATER BUFFALO INTERNATIONAL)—Continued						
COMMUNITY TOTAL—Continued						
		AS	1637293	8505 88	3962 18	12468 06
ELMIRA/CORNING N 0.00						
(CHEMUNG COUNTY)						
FM—FEDERAL EXPRESS	TOTAL	S	0	424 31		424 31
		NS	0			
		AS	0	424.31		424 31
US—U.S. AIR	TOTAL	S	75480	45 38	8 47	53 85
		NS	0			
		AS	75480	45.38	8 47	53 85
COMMUNITY TOTAL	TOTAL	S	75480	469 69	8.47	478 16
		NS	0			
		AS	75480	469 69	8 47	478 16
ISLIP, LONG ISLAND S 0.10						
(LONG ISLAND-MACARTHUR)						
AA—AMERICAN AIRLINES	TOTAL	S	193426	164 05	1047 83	1211 88
		NS	0			
		AS	193426	164 05	1047 83	1211 88
EA—EASTERN AIR LINES	TOTAL	S	56183	215 95	10 06	226 01
		NS	0			
		AS	56183	215.95	10 06	226 01
OE—WESTAIR AIRLINES	TOTAL	S	16891			
		NS	0			
		AS	16891			
US—U S. AIR	TOTAL	S	155900	162 59	426 33	588 92
		NS	0			
		AS	155900	162 59	426 33	588 92
COMMUNITY TOTAL	TOTAL	S	422400	542 59	1484 22	2026 81
		NS	0			
		AS	422400	542 59	1484 22	2026 81
ITHACA/CORTLAND N 0.00						
(TOMPKINS COUNTY)						
FM—FEDERAL EXPRESS	TOTAL	S	0	1 75		1 75
		NS	0			
		AS	0	1 75		1 75
US—U S AIR	TOTAL	S	44806	18 57	4 93	23 50
		NS	0			
		AS	44806	18 57	4 93	23 50
COMMUNITY TOTAL	TOTAL	S	44806	20 32	4 93	25 25
		NS	0			
		AS	44806	20 32	4 93	25 25
JAMESTOWN N 0.00						
(JAMESTOWN MUNI)						
FM—FEDERAL EXPRESS	TOTAL	S	0	384 31		384 31
		NS	0			
		AS	0	384 31		384 31
NEWBURGH N 0 00						
(STEWART)						
AA—AMERICAN AIRLINES	TOTAL	S	173807	61 46	181 82	243 28
		NS	0			
		AS	173807	61 46	181 82	243 28
CO—CONTINENTAL	TOTAL	S	0			
		NS	146			
		AS	146			
FM—FEDERAL EXPRESS	TOTAL	S	0	3768 07		3768 07
		NS	0			
		AS	0	3768 07		3768 07
OE—WESTAIR AIRLINES	TOTAL	S	9319			

NOTE S = Scheduled
NS = Nonscheduled
AS = All Service

TABLE 6—Continued
Enplaned Revenue Passengers, and Enplaned Revenue Tons of Freight and Mail By Type of Service, and By Air Carrier
12 Months Ended December 31, 1990

STATE OR U.S. AREA / COMMUNITY / (AIRPORT NAME) / CARRIER / HUB % OF ENPLANEMENTS	OPERATION	SERVICE	ENPLANED PASSENGERS	ENPLANED REVENUE TONS		
				FREIGHT	MAIL	TOTAL FREIGHT AND MAIL
NEW YORK—Continued						
NEWBURGH—Continued						
(STEWART)—Continued						
		NS	0			
		AS	9319			
COMMUNITY TOTAL	TOTAL	S	183126	3829.53	181.82	4011.35
		NS	146			
		AS	183272	3829.53	181.82	4011.35
NEW YORK L 4.65						
(JOHN F KENNEDY INTL) 2.21						
AA—AMERICAN AIRLINES	TOTAL	S	2071660	44813.23	9626.31	54439.54
		NS	1354			
		AS	2073014	44813.23	9626.31	54439.54
DL—DELTA AIR LINES	TOTAL	S	176524	354.03	708.90	1062.93
		NS	0			
		AS	176524	354.03	708.90	1062.93
FF—TOWER AIR	TOTAL	S	81466			
		NS	30643			
		AS	112109			
FM—FEDERAL EXPRESS	TOTAL	S	0	110940.17	4077.63	115017.80
		NS	0	1583.61		1583.61
		AS	0	112523.78	4077.63	116601.41
HP—AMERICAN WEST	TOTAL	S	231630	746.69	1626.19	2372.88
		NS	0			
		AS	231630	746.69	1626.19	2372.88
JW—ARROW AIR	TOTAL	S	0	303.80		303.80
		NS	0	303.80		303.80
		AS	0	607.60		607.60
KW—PACIFIC INTERSTATE	TOTAL	S	8617			
		NS	1210			
		AS	9827			
MG—MGM GRAND AIR	TOTAL	S	16909	43.58	235.18	278.76
		NS	452			
		AS	17361	43.58	235.18	278.76
NW—NORTHWEST AIRLINES	TOTAL	S	140652	14838.00	2529.54	17367.54
		NS	138	89.94		89.94
		AS	140790	14927.94	2529.54	17457.48
PA—PAN AMERICAN	TOTAL	S	3260651	45708.84	22289.79	67998.43
		NS	8923	21.03		21.03
		AS	3269574	45729.87	22289.79	68019.46
TW—TRANS WORLD AIR	TOTAL	S	2962162	40988.46	23402.70	64391.16
		NS	4009			
		AS	2966171	40988.46	23402.70	64391.16
UA—UNITED AIR LINES	TOTAL	S	485478	6650.09	5344.57	11994.66
		NS	0			
		AS	485478	6650.09	5344.57	11994.66
US—U S AIR	TOTAL	S	204501	369.87	464.72	834.59
		NS	89			
		AS	204590	369.87	464.72	834.59
8C—AIR TRANSPORT INTERNATIONAL	TOTAL	S	0	8133.60		8133.60
		NS	0	110.37		110.37
		AS	0	8243.97		8243.97
AIRPORT TOTAL	TOTAL	S	9640250	273890.16	70305.53	344195.69
		NS	46818	2108.75		2108.75
		AS	9687068	275998.91	70305.53	346304.44
(LA GUARDIA) 2.45						
AA—AMERICAN AIRLINES	TOTAL	S	1474814	7213.92	6125.79	13339.71
		NS	0			
		AS	1474814	7213.92	6125.79	13339.71
CO—CONTINENTAL	TOTAL	S	419165	682.50	1586.95	2269.45
		NS	5309			
		AS	424474	682.50	1586.95	2269.45

NOTE S = Scheduled
NS = Nonscheduled
AS = All Service

TABLE 6—Continued
Enplaned Revenue Passengers, and Enplaned Revenue Tons of Freight and Mail By Type of Service, and By Air Carrier
12 Months Ended December 31, 1990

STATE OR U.S. AREA COMMUNITY (AIRPORT NAME) CARRIER HUB % OF ENPLANEMENTS	OPERATION	SERVICE	ENPLANED PASSENGERS	ENPLANED REVENUE TONS		
				FREIGHT	MAIL	TOTAL FREIGHT AND MAIL
NEW YORK—Continued						
NEW YORK—Continued						
(LA GUARDIA)—Continued						
DL—DELTA AIR LINES	TOTAL	S	1437392	6488.30	4841.84	11330 14
		NS	701			
		AS	1438093	6488.30	4841.84	11330.14
EA—EASTERN AIR LINES	TOTAL	S	1456752	3903.61	2087.99	5991.60
		NS	0			
		AS	1456752	3903.61	2087 99	5991.60
FM—FEDERAL EXPRESS	TOTAL	S	0	220.04		220 04
		NS	0			
		AS	0	220.04		220.04
HP—AMERICAN WEST	TOTAL	S	17162	76 33	418.46	494.79
		NS	147			
		AS	17309	76 33	418 46	494 79
ML—MIDWAY AIRLINES	TOTAL	S	150595	244 75	1234 44	1479 19
		NS	360			
		AS	150955	244 75	1234 44	1479 19
NW—NORTHWEST AIRLINES	TOTAL	S	708627	398.93	6411 18	6810 11
		NS	0			
		AS	708627	398.93	6411.18	6810.11
PA—PAN AMERICAN	TOTAL	S	1091506	14.43	83.51	97.94
		NS	0			
		AS	1091506	14 43	83 51	97.94
TB—TRUMP SHUTTLE	TOTAL	S	825887		115 06	115 06
		NS	6188			
		AS	832075		115 06	115 06
TW—TRANS WORLD AIR	TOTAL	S	749688	617 47	2705.14	3322 61
		NS	610			
		AS	750298	617.47	2705.14	3322.61
UA—UNITED AIR LINES	TOTAL	S	724275	812 18	3575.19	4387.37
		NS	167			
		AS	724442	812.18	3575.19	4387.37
US—U S AIR	TOTAL	S	1617511	2351.32	6343 93	8695 25
		NS	880			
		AS	1618391	2351.32	6343.93	8695.25
YX—MIDWEST EXPRESS	TOTAL	S	37707	62.78	184.50	247.28
		NS	22			
		AS	37729	62.78	184.50	247.28
AIRPORT TOTAL	TOTAL	S	10711081	23086.56	35713.98	58800 54
		NS	14384			
		AS	10725465	23086.56	35713.98	58800.54
COMMUNITY TOTAL BY CARRIER						
AA—AMERICAN AIRLINES	TOTAL	S	3546474	52027.15	15752.10	67779.25
		NS	1354			
		AS	3547828	52027.15	15752.10	67779.25
CO—CONTINENTAL	TOTAL	S	419165	682.50	1586.95	2269.45
		NS	5309			
		AS	424474	682.50	1586.95	2269.45
DL—DELTA AIR LINES	TOTAL	S	1613916	6842.33	5550.74	12393.07
		NS	701			
		AS	1614617	6842.33	5550 74	12393 07
EA—EASTERN AIR LINES	TOTAL	S	1456752	3903.61	2087.99	5991.60
		NS	0			
		AS	1456752	3903.61	2087.99	5991 60
FF—TOWER AIR	TOTAL	S	81466			
		NS	30643			
		AS	112109			
FM—FEDERAL EXPRESS	TOTAL	S	0	111160 21	4077.63	115237.84
		NS	0	1583 81		1583.61
		AS	0	112743 82	4077.63	116821 45
HP—AMERICAN WEST	TOTAL	S	248792	823 02	2044 65	2867.67

NOTE S = Scheduled
NS = Nonscheduled
AS = All Service

TABLE 6—Continued
Enplaned Revenue Passengers, and Enplaned Revenue Tons of Freight and Mail By Type of Service, and By Air Carrier
12 Months Ended December 31, 1990

STATE OR U.S. AREA / COMMUNITY / (AIRPORT NAME) / CARRIER / H,'B % OF ENPLANEMENTS	OPERATION	SERVICE	ENPLANED PASSENGERS	ENPLANED REVENUE TONS		
				FREIGHT	MAIL	TOTAL FREIGHT AND MAIL
NEW YORK—Continued						
NEW YORK—Continued						
(LA GUARDIA)—Continued						
COMMUNITY TOTAL BY CARRIER—Continued						
		NS	147			
		AS	248939	823.02	2044.65	2867.67
JW—ARROW AIR	TOTAL	S	0	303.80		303.80
		NS	0	303.80		303.80
		AS	0	607.60		607.60
KW—PACIFIC INTERSTATE	TOTAL	S	8617			
		NS	1210			
		AS	9827			
MG—MGM GRAND AIR	TOTAL	S	16909	43.58	235.18	278.76
		NS	452			
		AS	17361	43.58	235.18	278.76
ML—MIDWAY AIRLINES	TOTAL	S	150595	244.75	1234.44	1479.19
		NS	360			
		AS	150955	244.75	1234 44	1479 19
NW—NORTHWEST AIRLINES	TOTAL	S	8492	15236.93	8940 72	24177.65
		NS	136	89.94		89 94
		AS	849417	15326.87	8940.72	24267.59
PA—PAN AMERICAN	TOTAL	S	4352157	45723.07	22373.30	68096.37
		NS	8923	21.03		21.03
		AS	4361080	45744.10	22373.30	68117 40
TB—TRUMP SHUTTLE	TOTAL	S	825887		115.06	115 06
		NS	6188			
		AS	832075		115.06	115.06
TW—TRANS WORLD AIR	TOTAL	S	3711850	41605.93	26107.84	67713.77
		NS	4619			
		AS	3716469	41605.93	26107 84	67713.77
UA—UNITED AIR LINES	TOTAL	S	1209753	7462.27	8919.76	16382 03
		NS	167			
		AS	1209920	7462.27	8919.76	16382.03
US—U S AIR	TOTAL	S	1822012	2721.19	6808.65	9529.84
		NS	969			
		AS	1822981	2721.19	6808.65	9529.84
YX—MIDWEST EXPRESS	TOTAL	S	37707	62.78	184.50	247.28
		NS	22			
		AS	37729	62.78	184.50	247.28
8C—AIR TRANSPORT INTERNATIONAL	TOTAL	S	0	8133.60		8133.60
		NS	0	110.37		110 37
		AS	0	8243 97		8243 97
COMMUNITY TOTAL	TOTAL	S	20351331	296976 72	106019 51	402996.23
		NS	61202	2108 75		2108.75
		AS	20412533	299085.47	106019 51	405104.98
PLATTSBURG N 0.00						
(CLINTON CO)						
FM—FEDERAL EXPRESS	TOTAL	S	0	259.05		259 05
		NS	0			
		AS	0	259.05		259.05
ROCHESTER M 0 26						
(ROCHESTER-MONROE COUNTY)						
AA—AMERICAN AIRLINES	TOTAL	S	187946	125.35	334 78	460 13
		NS	0			
		AS	187946	125.35	334.78	460.13
CO—CONTINENTAL	TOTAL	S	38428	15 42	59 61	75 03
		NS	571			
		AS	38999	15.42	59.61	75 03
DL—DELTA AIR LINES	TOTAL	S	55718	46 73	383 41	430.14
		NS	0			
		AS	55718	46.73	383 41	430 14
FM—FEDERAL EXPRESS	TOTAL	S	0	7177 03		7177 03

NOTE S = Scheduled
NS = Nonscheduled
AS = All Service

TABLE 6—Continued
Enplaned Revenue Passengers, and Enplaned Revenue Tons of Freight and Mail By Type of Service, and By Air Carrier
12 Months Ended December 31, 1990

STATE OR U.S. AREA / COMMUNITY (AIRPORT NAME) / CARRIER / HUB % OF ENPLANEMENTS	OPERATION	SERVICE	ENPLANED PASSENGERS	ENPLANED REVENUE TONS		
				FREIGHT	MAIL	TOTAL FREIGHT AND MAIL
NEW YORK—Continued						
ROCHESTER—Continued						
(ROCHESTER-MONROE COUNTY)—Continued						
		NS	0			
		AS	0	7177 03		7177 03
JH—AMERIJET INTERNATIONAL	TOTAL	S	0			
		NS	0	10 77		10.77
		AS	0	10 77		10.77
ML—MIDWAY AIRLINES	TOTAL	S	25851	3 67	74 17	77 84
		NS	98			
		AS	25949	3.67	74 17	77 84
NW—NORTHWEST AIRLINES	TOTAL	S	70239	81.07	447 48	528.55
		NS	0			
		AS	70239	81 07	447 48	528.55
UA—UNITED AIR LINES	TOTAL	S	144567	296 24	750.52	1046.76
		NS	34			
		AS	144601	296.24	750.52	10 6 76
US—U.S. AIR	TOTAL	S	629655	335 45	860.78	1196.23
		NS	1640			
		AS	631295	335 45	860 78	1196.23
YB—TRANS CONTINENTAL	TOTAL	S	0	67		67
		NS	0			
		AS	0	67		67
COMMUNITY TOTAL	TOTAL	S	1152404	8081 63	2910 75	10992 38
		NS	2343	10.77		10 77
		AS	1154747	8092 40	2910 75	11003.15
ROME N 0 00						
(GRIFFISS AFB)						
FF—TOWER AIR	TOTAL	S	0			
		NS	97			
		AS	97			
SYRACUSE M 0 27						
(CLARENCE E HANCOCK)						
AA—AMERICAN AIRLINES	TOTAL	S	187490	144.99	749 21	894 20
		NS	0			
		AS	187490	144 99	749.21	894.20
CO—CONTINENTAL	TOTAL	S	34678	6 32	131 31	137 63
		NS	1265			
		AS	35943	6 32	131.31	137 63
DL—DELTA AIR LINES	TOTAL	S	64775	66 28	453 21	519.49
		NS	145			
		AS	64920	66 28	453 21	519.49
FM—FEDERAL EXPRESS	TOTAL	S	0	10053.07		10053.07
		NS	0			
		AS	0	10053.07		10053.07
NW—NORTHWEST AIRLINES	TOTAL	S	78640	97 25	534 18	631.43
		NS	0			
		AS	78640	97 25	534.18	631.43
OE—WESTAIR AIRLINES	TOTAL	S	9833			
		NS	0			
		AS	9833			
TW—TRANS WORLD AIR	TOTAL	S	35014	66.92	386 85	453.77
		NS	115			
		AS	35129	66 92	386 85	453 77
UA--UNITED AIR LINES	TOTAL	S	59100	77 88	506 27	584 15
		NS	0			
		AS	59100	77 88	506.27	584 15
US—U.S AIR	TOTAL	S	695090	730 80	1586.39	2317.19
		NS	453			
		AS	695543	730 80	1586 39	2317 19
COMMUNITY TOTAL	TOTAL	S	1164620	11243 51	4347 42	15590 93
		NS	1978			

NOTE S = Scheduled
NS = Nonscheduled
AS = All Service

TABLE 6—Continued
Enplaned Revenue Passengers, and Enplaned Revenue Tons of Freight and Mail By Type of Service, and By Air Carrier
12 Months Ended December 31, 1990

STATE OR U.S. AREA COMMUNITY (AIRPORT NAME) CARRIER HUB % OF ENPLANEMENTS	OPERATION	SERVICE	ENPLANED PASSENGERS	ENPLANED REVENUE TONS		
				FREIGHT	MAIL	TOTAL FREIGHT AND MAIL
NEW YORK—Continued						
SYRACUSE—Continued						
(CLARENCE E HANCOCK)—Continued						
COMMUNITY TOTAL—Continued						
		AS	1166598	11243.51	4347.42	15590.93
UTICA/ROME N 0.00						
(ONEIDA COUNTY)						
US—U S AIR	TOTAL	S	26153	2.82	10.86	13.68
		NS	0			
		AS	26153	2.82	10.86	13.68
WHITE PLAINS N 0.00						
(WESTCHESTER COUNTY)						
NW—NORTHWEST AIRLINES	TOTAL	S	73547	2.67		2.67
		NS	0			
		AS	73547	2.67		2.67
OE—WESTAIR AIRLINES	TOTAL	S	10372			
		NS	0			
		AS	10372			
UA—UNITED AIR LINES	TOTAL	S	76572	.77	.02	.79
		NS	0			
		AS	76572	.77	.02	.79
COMMUNITY TOTAL	TOTAL	S	160491	3.44	.02	3.46
		NS	0			
		AS	160491	3.44	02	3 46
NORTH CAROLINA						
ASHEVILLE N 0.00						
(ASHEVILLE MUNI)						
DL—DELTA AIR LINES	TOTAL	S	1722	1 79		1.79
		NS	0			
		AS	1722	1 79		1.79
OE—WESTAIR AIRLINES	TOTAL	S	3977			
		NS	0			
		AS	3977			
US—U S AIR	TOTAL	S	133935	372.44	14.15	386.59
		NS	0			
		AS	133935	372 44	14.15	386.59
COMMUNITY TOTAL	TOTAL	S	139634	374 23	14 15	388.38
		NS	0			
		AS	139634	374.23	14.15	388.38
CHARLOTTE L 1 61						
(DOUGLAS MUNI)						
AA—AMERICAN AIRLINES	TOTAL	S	99864	378 77	283 51	662 28
		NS	25			
		AS	99889	378 77	283.51	662.28
CO—CONTINENTAL	TOTAL	S	0			
		NS	108			
		AS	108			
DL—DELTA AIR LINES	TOTAL	S	140948	507 71	689 12	1196 83
		NS	30			
		AS	140978	507 71	689 12	1196 83
EA—EASTERN AIR LINES	TOTAL	S	107478	490 49	154 66	645 15
		NS	0			
		AS	107478	490 49	154 66	645 15
FM—FEDERAL EXPRESS	TOTAL	S	0	12828 94		12828 94
		NS	0			
		AS	0	12828 94		12828 94
JW—ARROW AIR	TOTAL	S	0	76 50		76.50
		NS	0	76 50		76 50
		AS	0	153 00		153 00
OE—WESTAIR AIRLINES	TOTAL	S	1589			
		NS	0			

TABLE 6—Continued
Enplaned Revenue Passengers, and Enplaned Revenue Tons of Freight and Mail By Type of Service, and By Air Carrier
12 Months Ended December 31, 1990

STATE OR U.S. AREA COMMUNITY (AIRPORT NAME) CARRIER HUB % OF ENPLANEMENTS	OPERATION	SERVICE	ENPLANED PASSENGERS	ENPLANED REVENUE TONS		
				FREIGHT	MAIL	TOTAL FREIGHT AND MAIL
NORTH CAROLINA—Continued						
CHARLOTTE—Continued						
(DOUGLAS MUNI)—Continued						
		AS	1589			
PA—PAN AMERICAN	TOTAL	S	12354	10.02	290 25	300 27
		NS	145			
		AS	12499	10.02	290.25	300 27
TW—TRANS WORLD AIR	TOTAL	S	39228	54 66	177 41	232 07
		NS	34			
		AS	39262	54.66	177 41	232 07
UA—UNITED AIR LINES	TOTAL	S	54618	47 82	628 37	676 19
		NS	0			
		AS	54618	47.82	628 37	676 19
US—U S AIR	TOTAL	S	6620139	20042 26	12901 14	32943 40
		NS	394			
		AS	6620533	20042 26	12901 14	32943 40
VK—ZANTOP INTL AIRLINES	TOTAL	S	0	1265 00	275 00	1540 00
		NS	0	374 00		374 00
		AS	0	1639 00	275 00	1914 00
YB—TRANS CONTINENTAL	TOTAL	S	0	90 17		90 17
		NS	0			
		AS	0	90 17		90 17
COMMUNITY TOTAL	TOTAL	S	7076218	35792 34	15399 46	51191 80
		NS	736	450 50		450 50
		AS	7076954	36242 84	15399 46	51642 30
CHERRY POINT N 0 00						
(CHERRY POINT MCAS)						
FF—TOWER AIR	TOTAL	S	0			
		NS	3591			
		AS	3591			
FAYETTEVILLE N 0 00						
(FAYETTEVILLE MUNI/GRANNIS FLD) 0 00						
AA—AMERICAN AIRLINES	TOTAL	S	22059	19 80	2 83	22 63
		NS	0			
		AS	22059	19 80	2 83	22 63
US—U S AIR	TOTAL	S	113235	85 21	27 85	113 06
		NS	0			
		AS	113235	85 21	27 85	113 06
AIRPORT TOTAL	TOTAL	S	135294	105 01	30 68	135 69
		NS	0			
		AS	135294	105 01	30 68	135 69
(POPE AFB) 0 00						
FF—TOWER AIR	TOTAL	S	0			
		NS	777			
		AS	777			
AIRPORT TOTAL	TOTAL	S	0			
		NS	777			
		AS	777			
COMMUNITY TOTAL BY CARRIER						
AA—AMERICAN AIRLINES	TOTAL	S	22059	19 80	2 83	22 63
		NS	0			
		AS	22059	19 80	2 83	22 63
FF—TOWER AIR	TOTAL	S	0			
		NS	777			
		AS	777			
US—U S AIR	TOTAL	S	113235	85 21	27 85	113 06
		NS	0			
		AS	113235	85 21	27 85	113 06
COMMUNITY TOTAL	TOTAL	S	135294	105 01	30 68	135 69
		NS	777			
		AS	136071	105 01	30 68	135 69

NOTE S Scheduled
NS Nonscheduled
AS All Service

TABLE 6—Continued
Enplaned Revenue Passengers, and Enplaned Revenue Tons of Freight and Mail By Type of Service, and By Air Carrier
12 Months Ended December 31, 1990

STATE OR U.S. AREA COMMUNITY (AIRPORT NAME) CARRIER HUB % OF ENPLANEMENTS	OPERATION	SERVICE	ENPLANED PASSENGERS	ENPLANED REVENUE TONS		
				FREIGHT	MAIL	TOTAL FREIGHT AND MAIL
NORTH CAROLINA—Continued						
GOLDSBORO N 0.00						
(SEYMOUR JOHNSON AFB)						
GREENSBORO/HIGH PT/WINSTN S 0.20						
(GREENSBORO-HIGH PT-WINSTN REG.)						
AA—AMERICAN AIRLINES	TOTAL	S	62763	106.66	206.81	313.47
		NS	0			
		AS	62763	106.66	206.81	313 47
CO—CONTINENTAL	TOTAL	S	21548	13.57	92.39	105.96
		NS	0			
		AS	21548	13.57	92.39	105.96
DL—DELTA AIR LINES	TOTAL	S	172391	387.53	1176.90	1564.43
		NS	773			
		AS	173164	387 53	1176.90	1564.43
EA—EASTERN AIR LINES	TOTAL	S	58510	486.46	145.50	631 96
		NS	0			
		AS	58510	486 46	145 50	631 96
FM—FEDERAL EXPRESS	TOTAL	S	0	7760 83		7760 83
		NS	0			
		AS	0	7760.83		7760 83
UA—UNITED AIR LINES	TOTAL	S	61794	59 35	432.23	491 58
		NS	0			
		AS	61794	59.35	432 23	491.58
US—U S AIR	TOTAL	S	505981	980.89	1787 25	2768 14
		NS	117			
		AS	506098	980 89	1787.25	2768 14
ZW—AIR WISCONSIN	TOTAL	S	10655	5 90	59	6 49
		NS	0			
		AS	10655	5 90	59	6.49
COMMUNITY TOTAL	TOTAL	S	893642	9801 19	3841 67	13642 86
		NS	890			
		AS	894532	9801 19	3841 67	13642 86
GREENVILLE N 0 00						
(PITT-GREENVILLE)						
OE—WESTAIR AIRLINES	TOTAL	S	1174			
		NS	0			
		AS	1174			
JACKSONVILLE/CAMP LEJEUNE N 0 00						
(ALBERT J ELLIS)						
US—U S AIR	TOTAL	S	52296	25 26	2 91	28 17
		NS	0			
		AS	52296	25 26	2 91	28 17
KINSTON N 0 00						
(STALLINGS FIELD)						
FM—FEDERAL EXPRESS	TOTAL	S	0	3 52		3 52
		NS	0			
		AS	0	3 52		3 52
US—U S AIR	TOTAL	S	19014	10 50		10 50
		NS	452			
		AS	19466	10 50		10 50
COMMUNITY TOTAL	TOTAL	S	19014	14 02		14 02
		NS	452			
		AS	19466	14 02		14 02
NEW BERN&MOREHEAD CTY/BEAUFORT N 0 00						
(SIMMONS NOTT)						
FM—FEDERAL EXPRESS	TOTAL	S	0	233 13		233 13
		NS	0			
		AS	0	233 13		233 13
OE WESTAIR AIRLINES	TOTAL	S	1741			
		NS	0			
		AS	1741			

NOTE: S Scheduled
NS Nonscheduled
AS All Services

TABLE 6—Continued
Enplaned Revenue Passengers, and Enplaned Revenue Tons of Freight and Mail By Type of Service, and By Air Carrier
12 Months Ended December 31, 1990

STATE OR U.S. AREA COMMUNITY (AIRPORT NAME) CARRIER HUB % OF ENPLANEMENTS	OPERATION	SERVICE	ENPLANED PASSENGERS	ENPLANED REVENUE TONS		
				FREIGHT	MAIL	TOTAL FREIGHT AND MAIL
NORTH CAROLINA—Continued						
NEW BERN/MOREHEAD CTY/BEAUFORT—Continued						
(SIMMONS NOTT)—Continued						
COMMUNITY TOTAL	TOTAL	S	1741	233 13		233 13
		NS	0			
		AS	1741	233 13		233 13
RALEIGH/DURHAM M 0 99						
(RALEIGH-DURHAM)						
AA—AMERICAN AIRLINES	TOTAL	S	3445238	8217 92	4815 65	13033 57
		NS	0			
		AS	3445238	8217 92	4815 65	13033 57
DL—DELTA AIR LINES	TOTAL	S	221822	531 89	1039 22	1571 11
		NS	1402			
		AS	223224	531 89	1039 22	1571 11
EA—EASTERN AIR LINES	TOTAL	S	131377	717 31	73 95	791 26
		NS	0			
		AS	131377	717 31	73 95	791 26
FM—FEDERAL EXPRESS	TOTAL	S	0	6189 11		6189 11
		NS	0			
		AS	0	6189 11		6189 11
OE—WESTAIR AIRLINES	TOTAL	S	25003			
		NS	0			
		AS	25003			
PA—PAN AMERICAN	TOTAL	S	17525	3 91	80 26	84 17
		NS	1349			
		AS	18874	3 91	80 26	84 17
TW—TRANS WORLD AIR	TOTAL	S	46525	47 55	178 46	226 01
		NS	331			
		AS	46856	47 55	178 46	226 01
UA—UNITED AIR LINES	TOTAL	S	79691	129 54	504 24	633 78
		NS	114			
		AS	79805	129 54	504 24	633 78
US—U S AIR	TOTAL	S	390670	465 72	1737 98	2203 70
		NS	322			
		AS	390992	465 72	1737 98	2203 70
COMMUNITY TOTAL	TOTAL	S	4357851	16302 95	8429 76	24732 71
		NS	3518			
		AS	4361369	16302 95	8429 76	24732 71
WILMINGTON N 0 00						
(NEW HANOVER COUNTY)						
FM—FEDERAL EXPRESS	TOTAL	S	0	268 71		268 71
		NS	0			
		AS	0	268 71		268 71
UA—UNITED AIR LINES	TOTAL	S	36		01	01
		NS	0			
		AS	36		01	01
US—U S AIR	TOTAL	S	131724	233 57	3 53	237 10
		NS	0			
		AS	131724	233 57	3 53	237 10
COMMUNITY TOTAL	TOTAL	S	131760	502 28	3 54	505 82
		NS	0			
		AS	131760	502 28	3 54	505 82
NORTH DAKOTA						
BISMARCK/MANDAN N 0 00						
(BISMARCK MUNI)						
CO—CONTINENTAL	TOTAL	S	26441	13 27	47 99	61 26
		NS	0			
		AS	26441	13 27	47 99	61 26
DL—DELTA AIR LINES	TOTAL	S	14252	28 18	17 19	45 37
		NS	0			
		AS	14252	28 18	17 19	45 37
FM—FEDERAL EXPRESS	TOTAL	S	0	180 15		180 15

NOTE S = Scheduled
NS = Nonscheduled
AS = All Service

TABLE 6—Continued
Enplaned Revenue Passengers, and Enplaned Revenue Tons of Freight and Mail By Type of Service, and By Air Carrier
12 Months Ended December 31, 1990

STATE OR U.S. AREA COMMUNITY (AIRPORT NAME) CARRIER HUB % OF ENPLANEMENTS	OPERATION	SERVICE	ENPLANED PASSENGERS	ENPLANED REVENUE TONS		
				FREIGHT	MAIL	TOTAL FREIGHT AND MAIL
NORTH DAKOTA—Continued						
BISMARCK/MANDAN—Continued						
(BISMARCK MUNI)—Continued						
		NS	0			
		AS	0	180 15		180.15
NW—NORTHWEST AIRLINES	TOTAL	S	83429	50 47	212 20	262 67
		NS	0			
		AS	83429	50 47	212.20	262.67
COMMUNITY TOTAL	TOTAL	S	126122	272 07	277 38	549.45
		NS	0			
		AS	126122	272 07	277 38	549 45
DEVILS LAKE N 0 00						
(DEVILS LAKE MUNI)						
FM—FEDERAL EXPRESS	TOTAL	S	0	82		82
		NS	0			
		AS	0	82		82
DICKINSON N 0 00						
(DICKINSON)						
FM—FEDERAL EXPRESS	TOTAL	S	0	20 45		20 45
		NS	0			
		AS	0	20 45		20 45
FARGO/MOORHEAD N 0 00						
(HECTOR FIELD)						
FM—FEDERAL EXPRESS	TOTAL	S	0	17 09		17 09
		NS	0			
		AS	0	17 09		17 09
NW—NORTHWEST AIRLINES	TOTAL	S	151855	94 86	1014 51	1109 37
		NS	0			
		AS	151855	94 86	1014 51	1109 37
UA—UNITED AIR LINES	TOTAL	S	35636	48 48	333 82	382 30
		NS	0			
		AS	35636	48 48	333 82	382 30
COMMUNITY TOTAL	TOTAL	S	187491	160 43	1348 33	1508 76
		NS	0			
		AS	187491	160 43	1348 33	1508 76
GRAND FORKS N 0 00						
(GRAND FORKS INTERNATIONAL)						
FM—FEDERAL EXPRESS	TOTAL	S	0	2729 12		2729 12
		NS	0			
		AS	0	2729 12		2729 12
NW—NORTHWEST AIRLINES	TOTAL	S	86417	37 85	4 62	42 47
		NS	0			
		AS	86417	37 85	4 62	42 47
COMMUNITY TOTAL	TOTAL	S	86417	2766 97	4 62	2771 59
		NS	0			
		AS	86417	2766 97	4 62	2771 59
MINOT N 0 00						
(MINOT INTERNATIONAL) 0 00						
CO—CONTINENTAL	TOTAL	S	22921	7 33	20 24	27 57
		NS	0			
		AS	22921	7 33	20 24	27 57
FM—FEDERAL EXPRESS	TOTAL	S	0	116 24		116 24
		NS	0			
		AS	0	116 24		116 24
NW—NORTHWEST AIRLINES	TOTAL	S	59894	24 74	57 48	82 22
		NS	0			
		AS	59894	24 74	57 48	82 22
AIRPORT TOTAL	TOTAL	S	82815	148 31	77 72	226 03
		NS	0			
		AS	82815	148 31	77 72	226 03

NOTE: S—Scheduled
NS—Nonscheduled
AS—All Service

TABLE 6—Continued
Enplaned Revenue Passengers, and Enplaned Revenue Tons of Freight and Mail By Type of Service, and By Air Carrier
12 Months Ended December 31, 1990

STATE OR U.S. AREA / COMMUNITY / (AIRPORT NAME) / CARRIER / HUB	HUB % OF ENPLANEMENTS	OPERATION	SERVICE	ENPLANED PASSENGERS	ENPLANED REVENUE TONS: FREIGHT	MAIL	TOTAL FREIGHT AND MAIL
NORTH DAKOTA—Continued							
MINOT—Continued							
(MINOT AFB)	0.00						
COMMUNITY TOTAL BY CARRIER							
CO—CONTINENTAL		TOTAL	S	22921	7.33	20.24	27.57
			NS	0			
			AS	22921	7.33	20.24	27.57
FM—FEDERAL EXPRESS		TOTAL	S	0	116.24		116.24
			NS	0			
			AS	0	116.24		116.24
NW—NORTHWEST AIRLINES		TOTAL	S	59894	24.74	57.48	82.22
			NS	0			
			AS	59894	24.74	57.48	82.22
COMMUNITY TOTAL		TOTAL	S	82815	148.31	77.72	226.03
			NS	0			
			AS	82815	148.31	77.72	226.03
RED RIVER	N 0.00						
(GRAND FORKS AFB)							
WILLISTON	N 0.00						
(SLOULIN FIELD INTERNATIONAL)							
FM—FEDERAL EXPRESS		TOTAL	S	0	23.69		23.69
			NS	0			
			AS	0	23.69		23.69
OHIO							
AKRON/CANTON	S 0.05						
(AKRON-CANTON)							
AA—AMERICAN AIRLINES		TOTAL	S	65319	21.50	395.83	417.33
			NS	0			
			AS	65319	21.50	395.83	417.33
CO—CONTINENTAL		TOTAL	S	5343	.23		.23
			NS	0			
			AS	5343	.23		.23
EA—EASTERN AIR LINES		TOTAL	S	48618	270.28	7.36	277.64
			NS	0			
			AS	48618	270.28	7.36	277.64
US—U S AIR		TOTAL	S	76524	26.01	490.03	516.04
			NS	0			
			AS	76524	26.01	490.03	516.04
ZW—AIR WISCONSIN		TOTAL	S	34445	16.39	.10	16.49
			NS	0			
			AS	34445	16.39	.10	16.49
COMMUNITY TOTAL		TOTAL	S	230249	334.41	893.32	1227.73
			NS	0			
			AS	230249	334.41	893.32	1227.73
CINCINNATI	M 0.69						
(GREATER CINCINNATI)	0.69						
AA—AMERICAN AIRLINES		TOTAL	S	130635	331.40	413.42	744.82
			NS	0			
			AS	130635	331.40	413.42	744.82
CO—CONTINENTAL		TOTAL	S	33278	116.98	89.62	206.60
			NS	1768			
			AS	35046	116.98	89.62	206.60
DL—DELTA AIR LINES		TOTAL	S	3307773	15264.15	12309.19	27573.34
			NS	1700			
			AS	3309473	15264.15	12309.19	27573.34
FM—FEDERAL EXPRESS		TOTAL	S	0	6.41		6.41
			NS	0			
			AS	0	6.41		6.41
JE—EXPRESS ONE		TOTAL	S	0	.04		.04
			NS	379			
			AS	379	.04		.04

NOTE S = Scheduled
NS = Nonscheduled
AS = All Service

TABLE 6—Continued
Enplaned Revenue Passengers, and Enplaned Revenue Tons of Freight and Mail By Type of Service, and By Air Carrier
12 Months Ended December 31, 1990

STATE OR U.S. AREA COMMUNITY (AIRPORT NAME) CARRIER HUB % OF ENPLANEMENTS	OPERATION	SERVICE	ENPLANED PASSENGERS	ENPLANED REVENUE TONS		
				FREIGHT	MAIL	TOTAL FREIGHT AND MAIL
OHIO—Continued						
CINCINNATI—Continued						
(GREATER CINCINNATI)—Continued						
KW—PACIFIC INTERSTATE	TOTAL	S	9805			
		NS	80			
		AS	9885			
NW—NORTHWEST AIRLINES	TOTAL	S	77414	201.45	266.04	467.49
		NS	106			
		AS	77520	201.45	266.04	467.49
PA—PAN AMERICAN	TOTAL	S	10742	.77	45.44	46.21
		NS	290			
		AS	11032	.77	45.44	46.21
TW—TRANS WORLD AIR	TOTAL	S	72376	151.11	312.43	463.54
		NS	1875			
		AS	74251	151.11	312.43	463.54
UA—UNITED AIR LINES	TOTAL	S	87778	86.77	222.31	309.08
		NS	402			
		AS	88180	86.77	222.31	309.08
US—U.S. AIR	TOTAL	S	170975	634.41	637.09	1271.50
		NS	249			
		AS	171224	634.41	637.09	1271.50
VK—ZANTOP INTL AIRLINES	TOTAL	S	0	7.00		7.00
		NS	0	7.00		7.00
		AS	0	14.00		14.00
YB—TRANS CONTINENTAL	TOTAL	S	0	.99		.99
		NS	0			
		AS	0	.99		.99
AIRPORT TOTAL	TOTAL	S	3900776	16801.48	14295.54	31097.02
		NS	6849	7.00		7.00
		AS	3907625	16808.48	14295.54	31104.02
(LUKEN FIELD) 0.00						
COMMUNITY TOTAL BY CARRIER						
AA—AMERICAN AIRLINES	TOTAL	S	130635	331.40	413.42	744.82
		NS	0			
		AS	130635	331.40	413.42	744.82
CO—CONTINENTAL	TOTAL	S	33278	116.98	89.62	206.60
		NS	1768			
		AS	35046	116.98	89.62	206.60
DL—DELTA AIR LINES	TOTAL	S	3307773	15264.15	12309.19	27573.34
		NS	1700			
		AS	3309473	15264.15	12309.19	27573.34
FM—FEDERAL EXPRESS	TOTAL	S	0	6.41		6.41
		NS	0			
		AS	0	6.41		6.41
JE—EXPRESS ONE	TOTAL	S	0	.04		.04
		NS	379			
		AS	379	.04		.04
KW—PACIFIC INTERSTATE	TOTAL	S	9805			
		NS	80			
		AS	9885			
NW—NORTHWEST AIRLINES	TOTAL	S	77414	201.45	266.04	467.49
		NS	106			
		AS	77520	201.45	266.04	467.49
PA—PAN AMERICAN	TOTAL	S	10742	.77	45.44	46.21
		NS	290			
		AS	11032	77	45.44	46.21
TW—TRANS WORLD AIR	TOTAL	S	72376	151.11	312.43	463.54
		NS	1875			
		AS	74251	151.11	312.43	463.54
UA—UNITED AIR LINES	TOTAL	S	87778	86.77	222 31	309 08
		NS	402			
		AS	88180	86.77	222.31	309.08

NOTE. S = Scheduled
NS = Nonscheduled
AS = All Service

TABLE 6—Continued
Enplaned Revenue Passengers, and Enplaned Revenue Tons of Freight and Mail By Type of Service, and By Air Carrier
12 Months Ended December 31, 1990

STATE OR U.S. AREA / COMMUNITY / (AIRPORT NAME) / CARRIER / HUB % OF ENPLANEMENTS	OPERATION	SERVICE	ENPLANED PASSENGERS	ENPLANED REVENUE TONS		
				FREIGHT	MAIL	TOTAL FREIGHT AND MAIL
OHIO—Continued						
CINCINNATI—Continued						
(LUKEN FIELD)—Continued						
COMMUNITY TOTAL BY CARRIER—Continued						
US—U.S. AIR	TOTAL	S	170975	634 41	637.09	1271 50
		NS	249			
		AS	171224	634.41	637.09	1271.50
VK—ZANTOP INTL AIRLINES	TOTAL	S	0	7 00		7.00
		NS	0	7.00		7.00
		AS	0	14.00		14.00
YB—TRANS CONTINENTAL	TOTAL	S	0	99		99
		NS	0			
		AS	0	.99		99
COMMUNITY TOTAL	TOTAL	S	3900776	16801 48	14295 54	31097 02
		NS	6849	7 00		7 00
		AS	3907625	16808.48	14295 54	31104 02
CLEVELAND M 0.87						
(BURKE LAKEFRONT) 0.00						
FM—FEDERAL EXPRESS	TOTAL	S	0	19		19
		NS	0			
		AS	0	19		19
(HOPKINS INTERNATIONAL) 0.87						
AA—AMERICAN AIRLINES	TOTAL	S	341031	694 70	1504.52	2199 22
		NS	50			
		AS	341081	694 70	1504 52	2199 22
CO—CONTINENTAL	TOTAL	S	1394989	2404.11	2645.24	5049.35
		NS	14031			
		AS	1409020	2404.11	2645.24	5049.35
DL—DELTA AIR LINES	TOTAL	S	229232	629 04	1036 40	1665 44
		NS	307			
		AS	229539	629.04	1036.40	1665 44
EA—EASTERN AIR LINES	TOTAL	S	116091	525 28	43 77	569 05
		NS	0			
		AS	116091	525 28	43 77	569 05
FM—FEDERAL EXPRESS	TOTAL	S	0	12677 47		12677 47
		NS	0	100 60		100 60
		AS	0	12778 07		12778 07
JH—AMERIJET INTERNATIONAL	TOTAL	S	0			
		NS	0	01		01
		AS	0	01		01
KW—PACIFIC INTERSTATE	TOTAL	S	8835			
		NS	839			
		AS	9674			
ML—MIDWAY AIRLINES	TOTAL	S	85686	23 71	259 97	283 68
		NS	505			
		AS	86191	23.71	259 97	283 68
NW—NORTHWEST AIRLINES	TOTAL	S	164575	155 72	489.10	644 82
		NS	99			
		AS	84674	135.72	489 10	644 82
PA—PAN AMERICAN	TOTAL	S	52650	18 52	424 94	443 46
		NS	1074			
		AS	53724	18.52	424 94	443 46
TW—TRANS WORLD AIR	TOTAL	S	114839	170.07	421 43	591 50
		NS	358			
		AS	115197	170 07	421 43	591 50
UA—UNITED AIR LINES	TOTAL	S	284813	1121.57	918 93	2040.50
		NS	113			
		AS	284926	1121 57	918 93	2040 50
US—U S AIR	TOTAL	S	1021929	866.85	2683 25	3550 10
		NS	4004			
		AS	1025933	866 85	2683 25	3550 10

NOTE S = Scheduled
NS = Nonscheduled
AS = All Service

TABLE 6—Continued
Enplaned Revenue Passengers, and Enplaned Revenue Tons of Freight and Mail By Type of Service, and By Air Carrier
12 Months Ended December 31, 1990

STATE OR U.S. AREA / COMMUNITY / (AIRPORT NAME) / CARRIER / HUB % OF ENPLANEMENTS	OPERATION	SERVICE	ENPLANED PASSENGERS	ENPLANED REVENUE TONS		
				FREIGHT	MAIL	TOTAL FREIGHT AND MAIL
OHIO—Continued						
CLEVELAND—Continued						
(HOPKINS INTERNATIONAL)—Continued						
VK—ZANTOP INTL AIRLINES	TOTAL	S	0	38.00		38.00
		NS	0	38.00		38.00
		AS	0	76.00		76.00
YB—TRANS CONTINENTAL	TOTAL	S	0	3.76		3.76
		NS	0			
		AS	0	3.76		3.76
AIRPORT TOTAL	TOTAL	S	3814670	19328.80	10427.55	29756.35
		NS	21380	138.61		138.61
		AS	3836050	19467.41	10427.55	29894.96
COMMUNITY TOTAL BY CARRIER						
AA—AMERICAN AIRLINES	TOTAL	S	341031	694.70	1504.52	2199.22
		NS	50			
		AS	341081	694.70	1504.52	2199.22
CO—CONTINENTAL	TOTAL	S	1394989	2404.11	2645.24	5049.35
		NS	14031			
		AS	1409020	2404.11	2645.24	5049.35
DL—DELTA AIR LINES	TOTAL	S	229232	629.04	1036.40	1665.44
		NS	307			
		AS	229539	629.04	1036.40	1665.44
EA—EASTERN AIR LINES	TOTAL	S	116091	525.28	43.77	569.05
		NS	0			
		AS	116091	525.28	43.77	569.05
FM—FEDERAL EXPRESS	TOTAL	S	0	12677.66		12677.66
		NS	0	100.60		100.60
		AS	0	12778.26		12778.26
JH—AMERIJET INTERNATIONAL	TOTAL	S	0			
		NS	0	.01		.01
		AS	0	.01		.01
KW—PACIFIC INTERSTATE	TOTAL	S	6835			
		NS	839			
		AS	9674			
ML—MIDWAY AIRLINES	TOTAL	S	85686	23.71	259.97	283.68
		NS	505			
		AS	86191	23.71	259.97	283.68
NW—NORTHWEST AIRLINES	TOTAL	S	164575	155.72	489.10	644.82
		NS	99			
		AS	164674	155.72	489.10	644.82
PA—PAN AMERICAN	TOTAL	S	52650	18.52	424.94	443.46
		NS	1074			
		AS	53724	18.52	424.94	443.46
TW—TRANS WORLD AIR	TOTAL	S	114839	170.07	421.43	591.50
		NS	358			
		AS	115197	170.07	421.43	591.50
UA—UNITED AIR LINES	TOTAL	S	284813	1121.57	918.93	2040.50
		NS	113			
		AS	284926	1121.57	918.93	2040.50
US—U S. AIR	TOTAL	S	1021929	866.85	2683.25	3550.10
		NS	4004			
		AS	1025933	866.85	2683.25	3550.10
VK—ZANTOP INTL AIRLINES	TOTAL	S	0	38.00		38.00
		NS	0	38.00		38.00
		AS	0	76.00		76.00
YB—TRANS CONTINENTAL	TOTAL	S	0	3.76		3.76
		NS	0			
		AS	0	3.76		3.76
COMMUNITY TOTAL	TOTAL	S	3814670	19328.99	10427.55	29756.54
		NS	21380	138.61		138.61
		AS	3836050	19467.60	10427.55	29895.15

NOTE S = Scheduled
NS = Nonscheduled
AS = All Service

TABLE 6—Continued
Enplaned Revenue Passengers, and Enplaned Revenue Tons of Freight and Mail By Type of Service, and By Air Carrier
12 Months Ended December 31, 1980

STATE OR U.S. AREA / COMMUNITY / (AIRPORT NAME) / CARRIER / HUB % OF ENPLANEMENTS	OPERATION	SERVICE	ENPLANED PASSENGERS	ENPLANED REVENUE TONS		
				FREIGHT	MAIL	TOTAL FREIGHT AND MAIL
OHIO—Continued						
COLUMBUS M 0.36						
(PORT COLUMBUS INTERNATIONAL) 0.36						
AA—AMERICAN AIRLINES	TOTAL	S	202353	230.60	1038.89	1269.49
		NS	0			
		AS	202353	230.60	1038.89	1269.49
CO—CONTINENTAL	TOTAL	S	125434	108.73	1167.05	1275.78
		NS	602			
		AS	126036	108.73	1167.05	1275.78
DL—DELTA AIR LINES	TOTAL	S	265801	455.14	1738.52	2193.66
		NS	0			
		AS	265801	455.14	1738.52	2193.66
EA—EASTERN AIR LINES	TOTAL	S	116829	910.30	35.00	945.30
		NS	0			
		AS	116829	910.30	35.00	945.30
FM—FEDERAL EXPRESS	TOTAL	S	0	21.32		21.32
		NS	0			
		AS	0	21.32		21.32
JW—ARROW AIR	TOTAL	S	0	273.30		273.30
		NS	0	151.90		151.90
		AS	0	425.20		425.20
ML—MIDWAY AIRLINES	TOTAL	S	63833	38.48	925.85	964.33
		NS	0			
		AS	63833	38.48	925.85	964.33
NW—NORTHWEST AIRLINES	TOTAL	S	127727	158.38	1021.41	1179.79
		NS	122			
		AS	127849	158.38	1021.41	1179.79
OE—WESTAIR AIRLINES	TOTAL	S	4484			
		NS	0			
		AS	4484			
TW—TRANS WORLD AIR	TOTAL	S	197181	447.96	1162.88	1610.84
		NS	1133			
		AS	198314	447.96	1162.88	1610.84
UA—UNITED AIR LINES	TOTAL	S	157206	180.79	1325.07	1505.86
		NS	0			
		AS	157206	180.79	1325.07	1505.86
US—U S AIR	TOTAL	S	422393	333.91	3180.76	3514.67
		NS	0			
		AS	422393	333.91	3180.76	3514.67
VK—ZANTOP INTL AIRLINES	TOTAL	S	0	91.00		91.00
		NS	0	6.00		6.00
		AS	0	97.00		97.00
AIRPORT TOTAL	TOTAL	S	1683243	3249.91	11595.43	14845.34
		NS	1857	157.90		157.90
		AS	1685100	3407.81	11595.43	15003.24
(LOCKBOURN AFB) 0.00						
FM—FEDERAL EXPRESS	TOTAL	S	0	11311.08	99.03	11410.11
		NS	0			
		AS	0	11311.08	99.03	11410.11
COMMUNITY TOTAL BY CARRIER						
AA—AMERICAN AIRLINES	TOTAL	S	202353	230.60	1038.89	1269.49
		NS	0			
		AS	202353	230.60	1038.89	1269.49
CO—CONTINENTAL	TOTAL	S	125434	108.73	1167.05	1275.78
		NS	602			
		AS	126036	108.73	1167.05	1275.78
DL—DELTA AIR LINES	TOTAL	S	265801	455.14	1738.52	2193.66
		NS	0			
		AS	265801	455.14	1738.52	2193.66
EA—EASTERN AIR LINES	TOTAL	S	116829	910.30	35.00	945.30
		NS	0			
		AS	116829	910.30	35.00	945.30

NOTE S = Scheduled
NS = Nonscheduled
AS = All Service

TABLE 6—Continued
Enplaned Revenue Passengers, and Enplaned Revenue Tons of Freight and Mail By Type of Service, and By Air Carrier
12 Months Ended December 31, 1990

STATE OR U.S. AREA COMMUNITY (AIRPORT NAME) CARRIER HUB % OF ENPLANEMENTS	OPERATION	SERVICE	ENPLANED PASSENGERS	ENPLANED REVENUE TONS		
				FREIGHT	MAIL	TOTAL FREIGHT AND MAIL
OHIO—Continued						
COLUMBUS—Continued						
(LOCKBOURN AFB)—Continued						
COMMUNITY TOTAL BY CARRIER—Continued						
FM—FEDERAL EXPRESS	TOTAL	S	0	11332.40	99.03	11431.43
		NS	0			
		AS	0	11332.40	99.03	11431.43
JW—ARROW AIR	TOTAL	S	0	273.30		273.30
		NS	0	151.90		151.90
		AS	0	425.20		425.20
ML—MIDWAY AIRLINES	TOTAL	S	63833	38.48	925.85	964.33
		NS	0			
		AS	63833	38.48	925.85	964.33
NW—NORTHWEST AIRLINES	TOTAL	S	127727	158.38	1021.41	1179.79
		NS	122			
		AS	127849	158.38	1021.41	1179.79
OE—WESTAIR AIRLINES	TOTAL	S	4484			
		NS	0			
		AS	4484			
TW—TRANS WORLD AIR	TOTAL	S	197181	447.96	1162.88	1610.84
		NS	1133			
		AS	198314	447.96	1162.88	1610.84
UA—UNITED AIR LINES	TOTAL	S	157208	180.79	1325.07	1505.86
		NS	0			
		AS	157208	180.79	1325.07	1505.86
US—U.S AIR	TOTAL	S	422393	333.91	3180.76	3514.67
		NS	0			
		AS	422393	333.91	3180.76	3514.67
VK—ZANTOP INTL AIRLINES	TOTAL	S	0	91.00		91.00
		NS	0	6.00		6.00
		AS	0	97.00		97.00
COMMUNITY TOTAL	TOTAL	S	1663243	14560.99	11694.46	26255.45
		NS	1857	157.90		157.90
		AS	1665100	14718.89	11694.46	26413.35
DAYTON M 0.42						
(JAMES M COX/DAYTON INTL) 0.42						
AA—AMERICAN AIRLINES	TOTAL	S	79085	58.09	323.01	381.10
		NS	0			
		AS	79085	58.09	323.01	381.10
DL—DELTA AIR LINES	TOTAL	S	112580	643.06	598.39	1241.45
		NS	0			
		AS	112580	643.06	598.39	1241.45
FM—FEDERAL EXPRESS	TOTAL	S	0	7467.32		7467.32
		NS	0			
		AS	0	7467.32		7467.32
JE—EXPRESS ONE	TOTAL	S	0	.31		.31
		NS	252			
		AS	252	.31		.31
JH—AMERIJET INTERNATIONAL	TOTAL	S	0			
		NS	0	.01		01
		AS	0	.01		.01
JW—ARROW AIR	TOTAL	S	0	2852.40		2852.40
		NS	0	396.50		396.50
		AS	0	3248.90		3248.90
NW—NORTHWEST AIRLINES	TOTAL	S	31949	55.50	416.65	472.15
		NS	0			
		AS	31949	55.50	416.65	472.15
TW—TRANS WORLD AIR	TOTAL	S	95148	170.63	469.91	640.54
		NS	174			
		AS	95322	170.63	469.91	640 54
UA—UNITED AIR LINES	TOTAL	S	90945	28.92	448.71	477 63
		NS	0			

NOTE S - Scheduled
NS Nonscheduled
AS All Service

TABLE 6—Continued
Enplaned Revenue Passengers, and Enplaned Revenue Tons of Freight and Mail By Type of Service, and By Air Carrier
12 Months Ended December 31, 1990

STATE OR U.S. AREA / COMMUNITY / (AIRPORT NAME) / CARRIER / HUB % OF ENPLANEMENTS	OPERATION	SERVICE	ENPLANED PASSENGERS	ENPLANED REVENUE TONS		
				FREIGHT	MAIL	TOTAL FREIGHT AND MAIL
OHIO—Continued						
DAYTON—Continued						
(JAMES M COX/DAYTON INTL)—Continued						
		AS	90945	28 92	448.71	477.63
US—U.S. AIR	TOTAL	S	1434964	2879.91	4049 85	6929 76
		NS	63			
		AS	1435027	2879.91	4049.85	6929.76
VK—ZANTOP INTL AIRLINES	TOTAL	S	0	14.00		14.00
		NS	0	14.00		14 00
		AS	0	28.00		28.00
YB—TRANS CONTINENTAL	TOTAL	S	0	301.84		301.84
		NS	0			
		AS	0	301.84		301.84
9R—ROSENBALM AVATION	TOTAL	S	0	1440.24		1440.24
		NS	0	4600.03		4600.03
		AS	0	6040 27		6040.27
AIRPORT TOTAL	TOTAL	S	1844671	15912.22	6306 52	22218 74
		NS	489	5010 54		5010 54
		AS	1845160	20922.76	6306 52	27229.28
(WRIGHT-PATTERSON AFB) 0.00						
COMMUNITY TOTAL BY CARRIER						
AA—AMERICAN AIRLINES	TOTAL	S	79085	58 09	323 01	381 10
		NS	0			
		AS	79085	58.09	323.01	381.10
DL—DELTA AIR LINES	TOTAL	S	112580	643 06	598 39	1241.45
		NS	0			
		AS	112580	643.06	598 39	1241 45
FM—FEDERAL EXPRESS	TOTAL	S	0	7467.32		7467 32
		NS	0			
		AS	0	7467 32		7467 32
JE—EXPRESS ONE	TOTAL	S	0	.31		31
		NS	252			
		AS	252	31		.31
JH—AMERIJET INTERNATIONAL	TOTAL	S	0			
		NS	0	.01		01
		AS	0	01		01
JW—ARROW AIR	TOTAL	S	0	2852 40		2852 40
		NS	0	396 50		396 50
		AS	0	3248.90		3248 90
NW—NORTHWEST AIRLINES	TOTAL	S	31949	55.50	416 65	472 15
		NS	0			
		AS	31949	55.50	416.65	472 15
TW—TRANS WORLD AIR	TOTAL	S	95148	170 63	469 91	640 54
		NS	174			
		AS	95322	170 63	469.91	640 54
UA—UNITED AIR LINES	TOTAL	S	90945	28.92	448 71	477 63
		NS	0			
		AS	90945	28 92	448.71	477.63
US—U.S. AIR	TOTAL	S	1434964	2879 91	4049.85	6929.76
		NS	63			
		AS	1435027	2879 91	4049.85	6929 76
VK—ZANTOP INTL AIRLINES	TOTAL	S	0	14 00		14 00
		NS	0	14 00		14.00
		AS	0	28.00		28 00
YB—TRANS CONTINENTAL	TOTAL	S	0	301 84		301 84
		NS	0			
		AS	0	301 84		301 84
9R—ROSENBALM AVATION	TOTAL	S	0	1440 24		1440 24
		NS	0	4600 03		4600.03
		AS	0	6040.27		6040 27
COMMUNITY TOTAL	TOTAL	S	1844671	15912.22	6306 52	22218.74
		NS	489	5010 54		5010 54

NOTE S = Scheduled
NS = Nonscheduled
AS = All Service

TABLE 6—Continued
Enplaned Revenue Passengers, and Enplaned Revenue Tons of Freight and Mail By Type of Service, and By Air Carrier
12 Months Ended December 31, 1990

STATE OR U.S. AREA / COMMUNITY / (AIRPORT NAME) / CARRIER / HUB % OF ENPLANEMENTS	OPERATION	SERVICE	ENPLANED PASSENGERS	ENPLANED REVENUE TONS: FREIGHT	ENPLANED REVENUE TONS: MAIL	ENPLANED REVENUE TONS: TOTAL FREIGHT AND MAIL
OHIO—Continued						
DAYTON—Continued						
(WRIGHT-PATTERSON AFB)—Continued						
COMMUNITY TOTAL—Continued						
		AS	1845160	20922.76	6306.52	27229.28
MANSFIELD N 0.00						
(MANSFIELD LAHM MUNI)						
TOLEDO N 0.00						
(TOLEDO EXPRESS)						
DL—DELTA AIR LINES	TOTAL	S	52821	66.45	87.10	153.55
		NS	242			
		AS	53063	66.45	87.10	153.55
US—U.S. AIR	TOTAL	S	95596	50.37	32.32	82.69
		NS	0			
		AS	95596	50.37	32.32	82.69
ZW—AIR WISCONSIN	TOTAL	S	53875	13.97	17.42	31.39
		NS	0			
		AS	53875	13.97	17.42	31.39
COMMUNITY TOTAL	TOTAL	S	202292	130.79	136.84	267.63
		NS	242			
		AS	202534	130.79	136.84	267.03
YOUNGSTOWN N 0.00						
(YOUNGSTOWN MUNI)						
VK—ZANTOP INTL AIRLINES	TOTAL	S	0	3.00		3.00
		NS	0	.03		03
		AS	0	3.03		3.03
ZW—AIR WISCONSIN	TOTAL	S	12474	3.82	.30	4.12
		NS	0			
		AS	12474	3.82	.30	4.12
COMMUNITY TOTAL	TOTAL	S	12474	6.82	.30	7.12
		NS	0	.03		03
		AS	12474	6.85	.30	7.15
OKLAHOMA						
ALTUS N 0.00						
(ALTUS AFB)						
FF—TOWER AIR	TOTAL	S	0			
		NS	672			
		AS	672			
FORT SILL N 0.00						
(HENRY POST AAF)						
LAWTON/FORT SILL N 0.00						
(LAWTON MUNI)						
OKLAHOMA CITY M 0.35						
(WILL ROGERS WORLD) 0.35						
AA—AMERICAN AIRLINES	TOTAL	S	414946	266.90	1209.27	1476.17
		NS	0			
		AS	414946	266.90	1209.27	1476.17
CO—CONTINENTAL	TOTAL	S	124123	220.52	210.66	431.18
		NS	887			
		AS	125010	220.52	210.66	431.18
DL—DELTA AIR LINES	TOTAL	S	240133	563.62	1124.57	1688.19
		NS	0			
		AS	240133	563.62	1124.57	1688.19
EA—EASTERN AIR LINES	TOTAL	S	0	2.49		2.49
		NS	0			
		AS	0	2.49		2.49
FM—FEDERAL EXPRESS	TOTAL	S	0	3784.48		3784.48
		NS	0			
		AS	0	3784.48		3784.48
JH—AMERIJET INTERNATIONAL	TOTAL	S	0			
		NS	0	.06		.06

NOTE S = Scheduled
NS = Nonscheduled
AS = All Service

TABLE 6—Continued
Enplaned Revenue Passengers, and Enplaned Revenue Tons of Freight and Mail By Type of Service, and By Air Carrier
12 Months Ended December 31, 1990

STATE OR U.S. AREA COMMUNITY (AIRPORT NAME) CARRIER HUB % OF ENPLANEMENTS	OPERATION	SERVICE	ENPLANED PASSENGERS	ENPLANED REVENUE TONS		
				FREIGHT	MAIL	TOTAL FREIGHT AND MAIL
OKLAHOMA—Continued						
OKLAHOMA CITY—Continued						
(WILL ROGERS WORLD)—Continued						
		AS	0	.06		.06
NW—NORTHWEST AIRLINES	TOTAL	S	53579	105.63	319.15	424.78
		NS	0			
		AS	53579	105.63	319.15	424.78
TW—TRANS WORLD AIR	TOTAL	S	128798	132.68	753.44	886.12
		NS	297			
		AS	129095	132.68	753.44	886.12
UA—UNITED AIR LINES	TOTAL	S	118258	85.28	596.91	682.19
		NS	0			
		AS	118258	85.28	596.91	682 19
WN—SOUTHWEST AIRLINES	TOTAL	S	438162	154.49	709 59	864.08
		NS	335			
		AS	438497	154.49	709 59	864.08
AIRPORT TOTAL	TOTAL	S	1517399	5316.09	4923.59	10239.68
		NS	1519	.06		.06
		AS	1519518	5316.15	4923 59	10239.74
(TINKER AFB) 0.00						
FM—FEDERAL EXPRESS	TOTAL	S	0			
		NS	0	397.90		397 90
		AS	0	397.90		397.90
JW—ARROW AIR	TOTAL	S	0	154.50		154.50
		NS	0	154 50		154 50
		AS	0	309.00		309.00
AIRPORT TOTAL	TOTAL	S	0	154 50		154.50
		NS	0	552.40		552.40
		AS	0	706.90		706 90
COMMUNITY TOTAL BY CARRIER						
AA—AMERICAN AIRLINES	TOTAL	S	414946	266 90	1209.27	1476 17
		NS	0			
		AS	414946	266.90	1209.27	1476 17
CO—CONTINENTAL	TOTAL	S	124123	220.52	210 66	431.18
		NS	887			
		AS	125010	220.52	210.66	431 18
DL—DELTA AIR LINES	TOTAL	S	240133	563.62	1124.57	1688 19
		NS	0			
		AS	240133	563 62	1124.57	1688 19
EA—EASTERN AIR LINES	TOTAL	S	0	2 49		2 49
		NS	0			
		AS	0	2 49		2.49
FM—FEDERAL EXPRESS	TOTAL	S	0	3784.48		3784 48
		NS	0	397.90		397 90
		AS	0	4182.38		4182 38
JH—AMERIJET INTERNATIONAL	TOTAL	S	0			
		NS	0	06		06
		AS	0	.06		06
JW—ARROW AIR	TOTAL	S	0	154.50		154.50
		NS	0	154.50		154.50
		AS	0	309.00		309 00
NW—NORTHWEST AIRLINES	TOTAL	S	53579	105.63	319.15	424 78
		NS	0			
		AS	53579	105.63	319.15	424 78
TW—TRANS WORLD AIR	TOTAL	S	128798	132.68	753 44	886 12
		NS	297			
		AS	129095	132.68	753 44	886.12
UA—UNITED AIR LINES	TOTAL	S	118258	85.28	596.91	682 19
		NS	0			
		AS	118258	85 28	596 91	682 19
WN—SOUTHWEST AIRLINES	TOTAL	S	438162	154.49	709.59	864 08
		NS	335			

NOTE S = Scheduled
NS = Nonscheduled
AS = All Service

TABLE 6—Continued
Enplaned Revenue Passengers, and Enplaned Revenue Tons of Freight and Mail By Type of Service, and By Air Carrier
12 Months Ended December 31, 1990

STATE OR U.S. AREA / COMMUNITY / (AIRPORT NAME) / CARRIER / HUB % OF ENPLANEMENTS	OPERATION	SERVICE	ENPLANED PASSENGERS	ENPLANED REVENUE TONS		
				FREIGHT	MAIL	TOTAL FREIGHT AND MAIL
OKLAHOMA—Continued						
OKLAHOMA CITY—Continued						
(TINKER AFB)—Continued						
COMMUNITY TOTAL BY CARRIER—Continued						
		AS	438497	154.49	709.59	864 08
COMMUNITY TOTAL	TOTAL	S	1517999	5470 59	4923.59	10394 18
		NS	1519	552 46		552.46
		AS	1519518	6023.05	4923.59	10946 64
TULSA M 0.34						
(TULSA INTL)						
AA—AMERICAN AIRLINES	TOTAL	S	469888	1986.56	1197 49	3184 05
		NS	0			
		AS	469888	1986 56	1197 49	3184 05
CO—CONTINENTAL	TOTAL	S	89758	211.74	432 65	644 39
		NS	304			
		AS	90062	211.74	432.65	644 39
DL—DELTA AIR LINES	TOTAL	S	224488	621.63	1262.27	1883 90
		NS	0			
		AS	224488	621.63	1262.27	1883.90
FM—FEDERAL EXPRESS	TOTAL	S	0	4745.46		4745 46
		NS	0			
		AS	0	4745.46		4745 46
NW—NORTHWEST AIRLINES	TOTAL	S	46906	75 08	316 34	391 42
		NS	0			
		AS	46906	75.08	316 34	391 42
TW—TRANS WORLD AIR	TOTAL	S	119326	144.29	1075 13	1219 42
		NS	239			
		AS	119565	144.29	1075 13	1219 42
UA—UNITED AIR LINES	TOTAL	S	83291	108.76	694 79	803 55
		NS	0			
		AS	83291	108 76	694 79	803 55
WN—SOUTHWEST AIRLINES	TOTAL	S	448488	347 52	603 82	951 34
		NS	349			
		AS	448837	347 52	603 82	951 34
COMMUNITY TOTAL	TOTAL	S	1482145	8241.04	5582.49	13823 53
		NS	892			
		AS	1483037	8241.04	5582.49	13823 53
OREGON						
ALBANY/CORVALLIS N 0 00						
(CORVALLIS MUNI)						
FM—FEDERAL EXPRESS	TOTAL	S	0	1 40		1 40
		NS	0			
		AS	0	1 40		1 40
ASHLAND N 0 00						
(ASHLAND MUNI-SUMNER PARKER)						
FM—FEDERAL EXPRESS	TOTAL	S	0	3 58		3.58
		NS	0			
		AS	0	3.58		3 58
BEND/REDMOND N 0 00						
(ROBERTS FIELD)						
AS—ALASKA AIRLINES	TOTAL	S	5711	35		35
		NS	0			
		AS	5711	35		35
FM—FEDERAL EXPRESS	TOTAL	S	0	73 82		73 82
		NS	0			
		AS	0	73 82		73 82
OE—WESTAIR AIRLINES	TOTAL	S	13457			
		NS	0			
		AS	13457			
QX—HORIZON AIR	TOTAL	S	24752	56 52	3 61	60 13
		NS	186			

NOTE: S Scheduled
NS Nonscheduled
AS All Services

TABLE 6—Continued
Enplaned Revenue Passengers, and Enplaned Revenue Tons of Freight and Mail By Type of Service, and By Air Carrier
12 Months Ended December 31, 1990

STATE OR U.S. AREA / COMMUNITY / (AIRPORT NAME) / CARRIER / HUB % OF ENPLANEMENTS	OPERATION	SERVICE	ENPLANED PASSENGERS	ENPLANED REVENUE TONS		
				FREIGHT	MAIL	TOTAL FREIGHT AND MAIL
OREGON—Continued						
BEND/REDMOND—Continued						
(ROBERTS FIELD)—Continued						
		AS	24938	56 52	3 61	60 13
COMMUNITY TOTAL	TOTAL	S	43920	130 69	3 61	134 30
		NS	186			
		AS	44106	130 69	3 61	134 30
BROOKINGS N 0.00						
(BROOKINGS STATE)						
FM—FEDERAL EXPRESS	TOTAL	S	0	25		25
		NS	0			
		AS	0	25		25
EUGENE S 0.05						
(MAHLON SWEET FIELD)						
AA—AMERICAN AIRLINES	TOTAL	S	25809	82 94	222 24	305 18
		NS	0			
		AS	25809	82 94	222 24	305 18
FM—FEDERAL EXPRESS	TOTAL	S	0	393 01		393 01
		NS	0			
		AS	0	393 01		393 01
QX—HORIZON AIR	TOTAL	S	33676	77 99	18 48	96 47
		NS	176			
		AS	33852	77 99	18 48	96 47
UA—UNITED AIR LINES	TOTAL	S	152157	290.42	326 76	617 18
		NS	0			
		AS	152157	290 42	326.76	617 18
US—U S AIR	TOTAL	S	12840	12 74	33 52	46 26
		NS	0			
		AS	12840	12.74	33 52	46 26
COMMUNITY TOTAL	TOTAL	S	224482	857 10	601 00	1458 10
		NS	176			
		AS	224658	857 10	601 00	1458 10
HERMISTON N 0.00						
(HERMISTON MUNICIPAL)						
FM—FEDERAL EXPRESS	TOTAL	S	0	14		14
		NS	0			
		AS	0	14		14
KLAMATH FALLS N 0.00						
(KINGSLEY FIELD)						
FM—FEDERAL EXPRESS	TOTAL	S	0	34 00		34 00
		NS	0			
		AS	0	34 00		34 00
QX—HORIZON AIR	TOTAL	S	10717	23 09	2 17	25 26
		NS	0			
		AS	10717	23.09	2 17	25 26
COMMUNITY TOTAL	TOTAL	S	10717	57 09	2 17	59 26
		NS	0			
		AS	10717	57 09	2 17	59 26
MEDFORD N 0.00						
(MEDFORD-JACKSON COUNTY)						
FM—FEDERAL EXPRESS	TOTAL	S	0	649.23		649 23
		NS	0			
		AS	0	649 23		649 23
QX—HORIZON AIR	TOTAL	S	34436	93 88	21 11	114 99
		NS	181			
		AS	34617	93 88	21 11	114 99
UA—UNITED AIR LINES	TOTAL	S	70433	51 89	272 99	324 88
		NS	0			
		AS	70433	51 89	272 99	324 88
US—U S AIR	TOTAL	S	17281	15 61	29 24	44 85
		NS	0			

NOTE S Scheduled
NS Nonscheduled
AS Air Service

TABLE 6—Continued
Enplaned Revenue Passengers, and Enplaned Revenue Tons of Freight and Mail By Type of Service, and By Air Carrier
12 Months Ended December 31, 1990

STATE OR U.S. AREA COMMUNITY (AIRPORT NAME) CARRIER HUB % OF ENPLANEMENTS	OPERATION	SERVICE	ENPLANED PASSENGERS	ENPLANED REVENUE TONS		
				FREIGHT	MAIL	TOTAL FREIGHT AND MAIL
OREGON—Continued						
MEDFORD—Continued						
(MEDFORD-JACKSON COUNTY)—Continued						
		AS	17281	15 61	29 24	44 85
COMMUNITY TOTAL	TOTAL	S	122150	810 61	323.34	1133 95
		NS	181			
		AS	122331	810 61	323 34	1133 95
NORTH BEND/COOS BAY N 0 00						
(NORTH BEND MUNI)						
FM—FEDERAL EXPRESS	TOTAL	S	0	27 70		27 70
		NS	0			
		AS	0	27 70		27 70
QX—HORIZON AIR	TOTAL	S	11826	85 67	1 10	86 77
		NS	122			
		AS	11948	85 67	1 10	86 77
COMMUNITY TOTAL	TOTAL	S	11826	113 37	1 10	114.47
		NS	122			
		AS	11948	113 37	1 10	114 47
PENDLETON N 0 00						
(PENDLETON MUNI)						
FM—FEDERAL EXPRESS	TOTAL	S	0	28 19		28 19
		NS	0			
		AS	0	28 19		28 19
QX—HORIZON AIR	TOTAL	S	7919	37 30	70	38 00
		NS	0			
		AS	7919	37 30	70	38 00
COMMUNITY TOTAL	TOTAL	S	7919	65 49	70	66 19
		NS	0			
		AS	7919	65 49	70	66 19
PORTLAND M 0 69						
(PORTLAND INTERNATIONAL)						
AA—AMERICAN AIRLINES	TOTAL	S	381797	896 89	976 83	1873 72
		NS	50			
		AS	381847	896 89	976 83	1873 72
AS—ALASKA AIRLINES	TOTAL	S	505236	1726 46	1284 17	3010 63
		NS	1682	51 66		51 66
		AS	506918	1778 12	1284 17	3062 29
CO—CONTINENTAL	TOTAL	S	105347	605 71	459 33	1065 04
		NS	596			
		AS	105943	605 71	459 33	1065 04
DL—DELTA AIR LINES	TOTAL	S	527233	11466 73	2276 31	13743 04
		NS	0			
		AS	527233	11466 73	2276 31	13743 04
EA—EASTERN AIR LINES	TOTAL	S	42459	253 31	984 52	1237 83
		NS	0			
		AS	42459	253 31	984.52	1237 83
FM—FEDERAL EXPRESS	TOTAL	S	0	11531 94	42 22	11574 16
		NS	0	1172 79		1172 79
		AS	0	12704 73	42 22	12746 95
HP—AMERICAN WEST	TOTAL	S	113940	334 80	236 87	571 67
		NS	285			
		AS	114225	334 80	236 87	571 67
JH—AMERIJET INTERNATIONAL	TOTAL	S	0	6 63	4 06	10 69
		NS	0	1 61	27	1 88
		AS	0	8 24	4 33	12 57
JW—ARROW AIR	TOTAL	S	0	8 10		8 10
		NS	0	8 10		8 10
		AS	0	16 20		16 20
NW—NORTHWEST AIRLINES	TOTAL	S	168862	713 38	905 80	1619 18
		NS	0			
		AS	168862	713 38	905 80	1619 18
QX HORIZON AIR	TOTAL	S	271815	1058 85	197 27	1256 12

NOTE S Scheduled
NS Nonscheduled
AS All Service

TABLE 6—Continued
Enplaned Revenue Passengers, and Enplaned Revenue Tons of Freight and Mail By Type of Service, and By Air Carrier
12 Months Ended December 31, 1990

STATE OR U.S. AREA COMMUNITY (AIRPORT NAME) CARRIER HUB % OF ENPLANEMENTS	OPERATION	SERVICE	ENPLANED PASSENGERS	ENPLANED REVENUE TONS		
				FREIGHT	MAIL	TOTAL FREIGHT AND MAIL
OREGON—Continued						
PORTLAND—Continued						
(PORTLAND INTERNATIONAL)—Continued						
		NS	5090			
		AS	276905	1058.85	197.27	1256.12
TW—TRANS WORLD AIR	TOTAL	S	67714	226.64	864.90	1091.54
		NS	0			
		AS	67714	226.64	864.90	1091.54
TZ—AMERICAN TRANS AIR	TOTAL	S	263			
		NS	0			
		AS	263			
UA—UNITED AIR LINES	TOTAL	S	734077	3395.35	2841.23	6236.58
		NS	0			
		AS	734077	3395.35	2841.23	6236.58
US—U S AIR	TOTAL	S	98787	276.06	549.17	825.23
		NS	112			
		AS	98899	276.06	549.17	825.23
COMMUNITY TOTAL	TOTAL	S	3017530	32500.85	11622.68	44123.53
		NS	7815	1234.16	.27	1234.43
		AS	3025345	33735.01	11622.95	45357.96
ROSEBURG N 0.00						
(ROSEBURG MUNI)						
FM—FEDERAL EXPRESS	TOTAL	S	0	135.64		135.64
		NS	0			
		AS	0	135.64		135.64
SALEM N 0.00						
(MCNARY FLD)						
FM—FEDERAL EXPRESS	TOTAL	S	0	1.30		1.30
		NS	0			
		AS	0	1.30		1.30
QX—HORIZON AIR	TOTAL	S	1640	7.05		7.05
		NS	0			
		AS	1640	7.05		7.05
COMMUNITY TOTAL	TOTAL	S	1640	8.35		8.35
		NS	0			
		AS	1640	8.35		8.35
PENNSYLVANIA						
ALLENTOWN/BETHLEHEM/EASTON S 0.08						
(ALLENTOWN-BETHLEHEM-EASTON)						
EA—EASTERN AIR LINES	TOTAL	S	54940	199.91	187.66	387.57
		NS	0			
		AS	54940	199.91	187.66	387.57
FM—FEDERAL EXPRESS	TOTAL	S	0	1676.77		1676.77
		NS	0			
		AS	0	1676.77		1676.77
NW—NORTHWEST AIRLINES	TOTAL	S	49972	44.78	37.54	82.32
		NS	0			
		AS	49972	44.78	37.54	82.32
OE—WESTAIR AIRLINES	TOTAL	S	14434			
		NS	0			
		AS	14434			
UA—UNITED AIR LINES	TOTAL	S	76102	55.56	86.35	141.91
		NS	0			
		AS	76102	55.56	86.35	141.91
US—U S AIR	TOTAL	S	153910	40.79	38.75	79.54
		NS	0			
		AS	153910	40.79	38.75	79.54
COMMUNITY TOTAL	TOTAL	S	349358	2017.81	350.30	2368.11
		NS	0			
		AS	349358	2017.81	350.30	2368.11

NOTE S Scheduled
NS Nonscheduled
AS All Service

TABLE 6—Continued
Enplaned Revenue Passengers, and Enplaned Revenue Tons of Freight and Mail By Type of Service, and By Air Carrier
12 Months Ended December 31, 1990

STATE OR U.S. AREA / COMMUNITY / (AIRPORT NAME) / CARRIER / HUB % OF ENPLANEMENTS	OPERATION	SERVICE	ENPLANED PASSENGERS	ENPLANED REVENUE TONS		
				FREIGHT	MAIL	TOTAL FREIGHT AND MAIL
PENNSYLVANIA—Continued						
ALTOONA N 0.00						
(BLAIR COUNTY)						
FM—FEDERAL EXPRESS	TOTAL	S	0	3.82		3.82
		NS	0			
		AS	0	3.82		3.82
CLEARFLD/PHILISBG&BELLEFNTE N 0.00						
(STATE COLLEGE AIR DEPOT)						
FM—FEDERAL EXPRESS	TOTAL	S	0	586.31		586.31
		NS	0			
		AS	0	586.31		586.31
ZW—AIR WISCONSIN	TOTAL	S	12226	3.79	22	4.01
		NS	0			
		AS	12226	3.79	22	4.01
COMMUNITY TOTAL	TOTAL	S	12226	590.10	22	590.32
		NS	0			
		AS	12226	590.10	22	590.32
ERIE N 0.00						
(ERIE INTL)						
FM—FEDERAL EXPRESS	TOTAL	S	0	552.63		552.63
		NS	0			
		AS	0	552.63		552.63
US—U.S. AIR	TOTAL	S	98173	46.12	3.23	49.35
		NS	111			
		AS	98284	46.12	3.23	49.35
COMMUNITY TOTAL	TOTAL	S	98173	598.75	3.23	601.98
		NS	111			
		AS	98284	598.75	3.23	601.98
HARRISBURG/YORK S 0.10						
(HARRISBURG INTERNATIONAL)						
AA—AMERICAN AIRLINES	TOTAL	S	72542	101.34	409.41	510.75
		NS	0			
		AS	72542	101.34	409.41	510.75
EA—EASTERN AIR LINES	TOTAL	S	7834	100.96	2.37	103.33
		NS	0			
		AS	7834	100.96	2.37	103.33
FM—FEDERAL EXPRESS	TOTAL	S	0	5263.46		5263.46
		NS	0			
		AS	0	5263.46		5263.46
NW—NORTHWEST AIRLINES	TOTAL	S	51390	20.94	354.24	375.18
		NS	0			
		AS	51390	20.94	354.24	375.18
TW—TRANS WORLD AIR	TOTAL	S	31444	28.86	107.61	136.47
		NS	171			
		AS	31615	28.86	107.61	136.47
UA—UNITED AIR LINES	TOTAL	S	68805	44.17	495.67	539.84
		NS	116			
		AS	68921	44.17	495.67	539.84
US—U.S. AIR	TOTAL	S	176964	132.20	208.36	340.56
		NS	2066			
		AS	179030	132.20	208.36	340.56
ZW—AIR WISCONSIN	TOTAL	S	26009	96	2.22	3.18
		NS	0			
		AS	26009	96	2.22	3.18
COMMUNITY TOTAL	TOTAL	S	434988	5692.89	1579.88	7272.77
		NS	2353			
		AS	437341	5692.89	1579.88	7272.77
JOHNSTOWN N 0.00						
(JOHNSTOWN-CAMBRIA COUNTY)						
FM—FEDERAL EXPRESS	TOTAL	S	0	272.09		272.09
		NS	0			
		AS	0	272.09		272.09

NOTE S = Scheduled
NS Nonscheduled
AS = All Service

TABLE 6—Continued
Enplaned Revenue Passengers, and Enplaned Revenue Tons of Freight and Mail By Type of Service, and By Air Carrier
12 Months Ended December 31, 1990

STATE OR U.S. AREA / COMMUNITY (AIRPORT NAME) / CARRIER / HUB % OF ENPLANEMENTS	OPERATION	SERVICE	ENPLANED PASSENGERS	ENPLANED REVENUE TONS		
				FREIGHT	MAIL	TOTAL FREIGHT AND MAIL
PENNSYLVANIA—Continued						
PHILADELPHIA/CAMDEN (INTERNATIONAL) L 1.59						
AA—AMERICAN AIRLINES	TOTAL	S	669013	6933.74	4910.17	11843.91
		NS	116			
		AS	669129	6933.74	4910.17	11843.91
CO—CONTINENTAL	TOTAL	S	211836	448.09	1510.06	1958.15
		NS	10652			
		AS	222488	448.09	1510.06	1958.15
DL—DELTA AIR LINES	TOTAL	S	534095	3023.19	5823.81	8847.00
		NS	365			
		AS	534460	3023.19	5823.81	8847.00
EA—EASTERN AIR LINES	TOTAL	S	195301	1602.48	193.59	1796.07
		NS	313			
		AS	195614	1602.48	193.59	1796.07
FF—TOWER AIR	TOTAL	S	0			
		NS	4425			
		AS	4425			
FM—FEDERAL EXPRESS	TOTAL	S	0	15162.93	122.04	15284.97
		NS	3334	925.16		925.16
		AS	3334	16088 09	122.04	16210.13
JH—AMERIJET INTERNATIONAL	TOTAL	S	0			
		NS	0	06		.06
		AS	0	06		.06
JW—ARROW AIR	TOTAL	S	0	234.70		234.70
		NS	0	234.70		234.70
		AS	0	469 40		469.40
ML—MIDWAY AIRLINES	TOTAL	S	849690	1606.41	3798.81	5405.22
		NS	586			
		AS	850276	1606.41	3798.81	5405.22
NW—NORTHWEST AIRLINES	TOTAL	S	368436	1070.69	4409.90	5480.59
		NS	1074			
		AS	369510	1070 69	4409.90	5480 59
PA—PAN AMERICAN	TOTAL	S	42781	26.44	256.69	283.13
		NS	570			
		AS	43351	26.44	256.69	283.13
TW—TRANS WORLD AIR	TOTAL	S	245105	4258.90	2924.93	7183.83
		NS	778			
		AS	245883	4258.90	2924.93	7183.83
UA—UNITED AIR LINES	TOTAL	S	602360	7258.29	8862.71	16121.00
		NS	193			
		AS	602553	7258.29	8862.71	16121.00
US—U.S. AIR	TOTAL	S	3203682	4742.24	9125.82	13868.06
		NS	4945			
		AS	3208627	4742.24	9125.82	13868 06
VK—ZANTOP INTL AIRLINES	TOTAL	S	0	1932 08	259.00	2191 08
		NS	0	28.00		28.00
		AS	0	1960.08	259.00	2219.08
YB—TRANS CONTINENTAL	TOTAL	S	0	6.99		6.99
		NS	0			
		AS	0	6 99		6.99
YX—MIDWEST EXPRESS	TOTAL	S	21094	77 61	225.16	302.77
		NS	76			
		AS	21170	77 61	225.16	302.77
COMMUNITY TOTAL	TOTAL	S	6943393	48384 78	42422.69	90807.47
		NS	27427	1187.92		1187 92
		AS	6970820	49572.70	42422 69	91995 39
PITTSBURGH/WHEELING (GREATER PITTSBURGH) L 1 80						
AA—AMERICAN AIRLINES	TOTAL	S	218806	374 27	828 62	1202.89
		NS	50			
		AS	218856	374 27	828 62	1202.89

NOTE S = Scheduled
NS = Nonscheduled
AS = All Service

TABLE 6—Continued
Enplaned Revenue Passengers, and Enplaned Revenue Tons of Freight and Mail By Type of Service, and By Air Carrier
12 Months Ended December 31, 1990

STATE OR U.S. AREA COMMUNITY (AIRPORT NAME) CARRIER HUB % OF ENPLANEMENTS	OPERATION	SERVICE	ENPLANED PASSENGERS	ENPLANED REVENUE TONS		
				FREIGHT	MAIL	TOTAL FREIGHT AND MAIL
PENNSYLVANIA—Continued						
PITTSBURGH/WHEELING—Continued						
(GREATER PITTSBURGH)—Continued						
CO—CONTINENTAL	TOTAL	S	87832	73.47	193.55	267.02
		NS	1720			
		AS	89552	73.47	193.55	267.02
DL—DELTA AIR LINES	TOTAL	S	161151	486.58	570.47	1057.05
		NS	578			
		AS	161729	486.58	570.47	1057.05
EA—EASTERN AIR LINES	TOTAL	S	112177	445.11	168.35	613.46
		NS	183			
		AS	112360	445 11	168.35	613.46
FM—FEDERAL EXPRESS	TOTAL	S	0	9494.29		9494.29
		NS	0			
		AS	0	9494.29		9494.29
KW—PACIFIC INTERSTATE	TOTAL	S	3658			
		NS	257			
		AS	3915			
ML—MIDWAY AIRLINES	TOTAL	S	42221	16.54	481.65	498.19
		NS	2410			
		AS	44631	16.54	481.65	498.19
NW—NORTHWEST AIRLINES	TOTAL	S	104822	87.58	335.41	422.99
		NS	0			
		AS	104822	87.58	335.41	422.99
OE—WESTAIR AIRLINES	TOTAL	S	7119			
		NS	0			
		AS	7119			
PA—PAN AMERICAN	TOTAL	S	33671	8.32	473.11	481.43
		NS	366			
		AS	34037	8.32	473.11	481.43
TW—TRANS WORLD AIR	TOTAL	S	95744	190.19	293.34	483.53
		NS	1707			
		AS	97451	190.19	293.34	483.53
UA—UNITED AIR LINES	TOTAL	S	113486	110.68	900.85	1011.53
		NS	216			
		AS	113702	110.68	900.85	1011.53
US—U.S. AIR	TOTAL	S	6900898	10371.03	20039.71	30410.74
		NS	23522			
		AS	6924420	10371.03	20039.71	30410.74
VK—ZANTOP INTL AIRLINES	TOTAL	S	0	5.00		5.00
		NS	0	5.00		5.00
		AS	0	10.00		10.00
COMMUNITY TOTAL	TOTAL	S	7881385	21663.06	24285.06	45948.12
		NS	31009	5.00		5.00
		AS	7912394	21668.06	24285.06	45953.12
READING N 0.00						
(GENERAL CARL A SPAATZ)						
FM—FEDERAL EXPRESS	TOTAL	S	0	.44		.44
		NS	0			
		AS	0	.44		44
ZW—AIR WISCONSIN	TOTAL	S	513	.02		.02
		NS	0			
		AS	513	.02		.02
COMMUNITY TOTAL	TOTAL	S	513	.46		.46
		NS	0			
		AS	513	.46		.46
SCRANTON/WILKES BARRE N 0.00						
(WILKES-BARRE-SCRANTON)						
EA—EASTERN AIR LINES	TOTAL	S	34945	4.37	.86	5.23
		NS	0			
		AS	34945	4.37	.63	5.23
FM—FEDERAL EXPRESS	TOTAL	S	0	861.12		861 12

NOTE S = Scheduled
NS = Nonscheduled
AS = Air Service

TABLE 6—Continued
Enplaned Revenue Passengers, and Enplaned Revenue Tons of Freight and Mail By Type of Service, and By Air Carrier
12 Months Ended December 31, 1990

STATE OR U.S. AREA / COMMUNITY / (AIRPORT NAME) / CARRIER / HUB % OF ENPLANEMENTS	OPERATION	SERVICE	ENPLANED PASSENGERS	ENPLANED REVENUE TONS		
				FREIGHT	MAIL	TOTAL FREIGHT AND MAIL
PENNSYLVANIA—Continued						
SCRANTON/WILKES BARRE—Continued						
(WILKES-BARRE-SCRANTON)—Continued						
		NS	0			
		AS	0	861.12		861.12
OE—WESTAIR AIRLINES	TOTAL	S	8700			
		NS	0			
		AS	8700			
US—U.S. AIR	TOTAL	S	135255	61.25	10.14	71.39
		NS	546			
		AS	135801	61.25	10.14	71.39
COMMUNITY TOTAL	TOTAL	S	178900	926.74	11.00	937.74
		NS	546			
		AS	179446	926.74	11.00	937.74
WILLIAMSPORT N 0.00						
(WILLIAMSPORT-LYCOMING COUNTY)						
FM—FEDERAL EXPRESS	TOTAL	S	0	207.52		207.52
		NS	0			
		AS	0	207.52		207.52
RHODE ISLAND						
PROVIDENCE S 0.24						
(THEODORE FRANCIS GREEN STATE)						
AA—AMERICAN AIRLINES	TOTAL	S	196501	279.79	647.88	927.67
		NS	0			
		AS	196501	279.79	647.88	927.67
CO—CONTINENTAL	TOTAL	S	88067	30.43	208.42	238.85
		NS	903			
		AS	88970	30.43	208.42	238.85
DL—DELTA AIR LINES	TOTAL	S	40588	21.92	206.86	228.78
		NS	311			
		AS	40899	21.92	206.86	228.78
EA—EASTERN AIR LINES	TOTAL	S	65290	271.16	54.03	325.19
		NS	0			
		AS	65290	271.16	54.03	325.19
FM—FEDERAL EXPRESS	TOTAL	S	0	1547.36		1547.36
		NS	0			
		AS	0	1547.36		1547.36
ML—MIDWAY AIRLINES	TOTAL	S	28281	2.51	184.35	186.86
		NS	40			
		AS	28321	2.51	184.35	186.86
NW—NORTHWEST AIRLINES	TOTAL	S	62829	35.86	342.61	378.47
		NS	0			
		AS	62829	35.86	342.61	378.47
UA—UNITED AIR LINES	TOTAL	S	158722	23.19	968.60	991.79
		NS	93			
		AS	158815	23.19	968.60	991.79
US—U.S. AIR	TOTAL	S	418765	160.73	790.06	950.79
		NS	329			
		AS	419094	160.73	790.06	950.79
COMMUNITY TOTAL	TOTAL	S	1059043	2372.95	3402.81	5775.76
		NS	1676			
		AS	1060719	2372.95	3402.81	5775.76
SOUTH CAROLINA						
CHARLESTON S 0.14						
(CHARLESTON AFB/MUNI)						
AA—AMERICAN AIRLINES	TOTAL	S	84006	46.23	41.91	88.14
		NS	0			
		AS	84006	46.23	41.91	88.14
DL—DELTA AIR LINES	TOTAL	S	181392	244.01	424.49	668.50
		NS	0			
		AS	181392	244.01	424.49	668.50

NOTE S = Scheduled
NS = Nonscheduled
AS = All Service

TABLE 6—Continued
Enplaned Revenue Passengers, and Enplaned Revenue Tons of Freight and Mail By Type of Service, and By Air Carrier
12 Months Ended December 31, 1990

STATE OR U.S. AREA / COMMUNITY / (AIRPORT NAME) / CARRIER / HUB % OF ENPLANEMENTS	OPERATION	SERVICE	ENPLANED PASSENGERS	ENPLANED REVENUE TONS		
				FREIGHT	MAIL	TOTAL FREIGHT AND MAIL
SOUTH CAROLINA—Continued						
CHARLESTON—Continued						
(CHARLESTON AFB/MUNI)—Continued						
EA—EASTERN AIR LINES	TOTAL	S	93813	361.84	43.15	404.99
		NS	990			
		AS	94803	361.84	43.15	404.99
FF—TOWER AIR	TOTAL	S	0			
		NS	294			
		AS	294			
FM—FEDERAL EXPRESS	TOTAL	S	0	1328.14		1328.14
		NS	0			
		AS	0	1328.14		1328.14
OD	TOTAL	S	0			
		NS	300			
		AS	300			
OE—WESTAIR AIRLINES	TOTAL	S	734			
		NS	0			
		AS	734			
TW—TRANS WORLD AIR	TOTAL	S	0			
		NS	120			
		AS	120			
UA—UNITED AIR LINES	TOTAL	S	63682	37.81	94.19	132.00
		NS	0			
		AS	63682	37.81	94.19	132.00
US—U.S. AIR	TOTAL	S	206526	161.33	262.35	423.68
		NS	99			
		AS	206625	161.33	262.35	423.68
COMMUNITY TOTAL	TOTAL	S	630153	2179.36	866.09	3045.45
		NS	1803			
		AS	631956	2179.36	866.09	3045.45
COLUMBIA S 0 12						
(COLUMBIA METROPOLITAN)						
AA—AMERICAN AIRLINES	TOTAL	S	75646	44.26	291.33	335.59
		NS	142			
		AS	75788	44.26	291.33	335.59
CO—CONTINENTAL	TOTAL	S	17048	4.09	127.31	131.40
		NS	398			
		AS	17446	4.09	127.31	131.40
DL—DELTA AIR LINES	TOTAL	S	198145	284.38	782.27	1066.65
		NS	322			
		AS	198467	284.38	782.27	1066.65
EA—EASTERN AIR LINES	TOTAL	S	54541	457.11	10.53	467.64
		NS	0			
		AS	54541	457.11	10.53	467.64
FM—FEDERAL EXPRESS	TOTAL	S	0	5642.44		5642.44
		NS	0			
		AS	0	5642.44		5642.44
JH—AMERIJET INTERNATIONAL	TOTAL	S	0			
		NS	0	.03		.03
		AS	0	.03		.03
OE—WESTAIR AIRLINES	TOTAL	S	4618			
		NS	0			
		AS	4618			
UA—UNITED AIR LINES	TOTAL	S	32538	9.65	288.47	298.12
		NS	103			
		AS	32641	9.65	288.47	298.12
US—U.S AIR	TOTAL	S	129258	93.76	509.90	603.66
		NS	0			
		AS	129258	93.76	509.90	603.66
YB—TRANS CONTINENTAL	TOTAL	S	0	18.48		18.48
		NS	0			
		AS	0	18.48		18.48

NOTE S = Scheduled
NS = Nonscheduled
AS = All Service

TABLE 6—Continued
Enplaned Revenue Passengers, and Enplaned Revenue Tons of Freight and Mail By Type of Service, and By Air Carrier
12 Months Ended December 31, 1990

STATE OR U.S. AREA / COMMUNITY / (AIRPORT NAME) / CARRIER / HUB % OF ENPLANEMENTS	OPERATION	SERVICE	ENPLANED PASSENGERS	ENPLANED REVENUE TONS		
				FREIGHT	MAIL	TOTAL FREIGHT AND MAIL
SOUTH CAROLINA—Continued						
COLUMBIA—Continued						
(COLUMBIA METROPOLITAN)—Continued						
COMMUNITY TOTAL	TOTAL	S	511794	6554.17	2009 81	8563 98
		NS	965	.03		03
		AS	512759	6554.20	2009.81	8564 01
GREENVILLE/SPARTANBURG S 0.11						
(GREENVILLE/SPARTANBURG) 0.11						
AA—AMERICAN AIRLINES	TOTAL	S	71925	67.19	295.97	363 16
		NS	0			
		AS	71925	67 19	295 97	363 16
DL—DELTA AIR LINES	TOTAL	S	106776	233 49	451 69	685 18
		NS	561			
		AS	107337	233.49	451.69	685 18
EA—EASTERN AIR LINES	TOTAL	S	126088	859.77	106.32	966 09
		NS	478			
		AS	126566	859.77	106 32	966 09
FM—FEDERAL EXPRESS	TOTAL	S	0	1.29		1 29
		NS	0			
		AS	0	1.29		1.29
NW—NORTHWEST AIRLINES	TOTAL	S	47777	21.72	205 13	226 85
		NS	0			
		AS	47777	21.72	205 13	226 85
OE—WESTAIR AIRLINES	TOTAL	S	5960			
		NS	0			
		AS	5960			
US—U.S AIR	TOTAL	S	143706	119.09	849.86	968.95
		NS	0			
		AS	143706	119.09	849.86	968 95
VK—ZANTOP INTL AIRLINES	TOTAL	S	0	6.00		6.00
		NS	0	6.00		6.00
		AS	0	12.00		12 00
AIRPORT TOTAL	TOTAL	S	502232	1308.55	1908.97	3217 52
		NS	1039	6.00		6 00
		AS	503271	1314.55	1908.97	3223.52
(DONALDSON CENTER) 0.00						
FM—FEDERAL EXPRESS	TOTAL	S	0	61.15		61 15
		NS	0			
		AS	0	61 15		61 15
COMMUNITY TOTAL BY CARRIER						
AA—AMERICAN AIRLINES	TOTAL	S	71925	67.19	295 97	363.16
		NS	0			
		AS	71925	67.19	295.97	363 16
DL—DELTA AIR LINES	TOTAL	S	106776	233.49	451.69	685.18
		NS	561			
		AS	107337	233.49	451.69	685.18
EA—EASTERN AIR LINES	TOTAL	S	126088	859.77	106 32	966 09
		NS	478			
		AS	126566	859.77	106.32	966 09
FM—FEDERAL EXPRESS	TOTAL	S	0	62.44		62 44
		NS	0			
		AS	0	62.44		62.44
NW--NORTHWEST AIRLINES	TOTAL	S	47777	21.72	205.13	226 85
		NS	0			
		AS	47777	21.72	205.13	226 85
OE—WESTAIR AIRLINES	TOTAL	S	5960			
		NS	0			
		AS	5960			
US—U.S. AIR	TOTAL	S	143706	119.09	849 86	968.95
		NS	0			
		AS	143706	119.09	849.86	968 95
VK—ZANTOP INTL AIRLINES	TOTAL	S	0	6 00		6 00

NOTE S = Scheduled
NS = Nonscheduled
AS = All Service

TABLE 6—Continued
Enplaned Revenue Passengers, and Enplaned Revenue Tons of Freight and Mail By Type of Service, and By Air Carrier
12 Months Ended December 31, 1990

STATE OR U.S. AREA / COMMUNITY / (AIRPORT NAME) / CARRIER / HUB % OF ENPLANEMENTS	OPERATION	SERVICE	ENPLANED PASSENGERS	ENPLANED REVENUE TONS		
				FREIGHT	MAIL	TOTAL FREIGHT AND MAIL
SOUTH CAROLINA—Continued						
GREENVILLE/SPARTANBURG—Continued						
(DONALDSON CENTER)—Continued						
COMMUNITY TOTAL BY CARRIER—Continued						
		NS	0	6 00		6.00
		AS	0	12.00		12.00
COMMUNITY TOTAL	TOTAL	S	502232	1369.70	1908.97	3278.67
		NS	1039	6 00		6.00
		AS	503271	1375.70	1908.97	3284.67
MYRTLE BEACH N 0 00						
(MYRTLE BEACH AFB)						
AA—AMERICAN AIRLINES	TOTAL	S	25159	2 90		2 90
		NS	0			
		AS	25159	2 90		2 90
FM—FEDERAL EXPRESS	TOTAL	S	0	169 84		169.84
		NS	0			
		AS	0	169 84		169 84
US—U.S. AIR	TOTAL	S	179353	47 34	4.98	52 32
		NS	0			
		AS	179353	47 34	4 98	52 32
COMMUNITY TOTAL	TOTAL	S	204512	220 08	4 98	225 06
		NS	0			
		AS	204512	220 08	4 96	225 06
SOUTH DAKOTA						
ABERDEEN N 0.00						
(ABERDEEN MUNI)						
FM—FEDERAL EXPRESS	TOTAL	S	0	204 36		204 36
		NS	0			
		AS	0	204 36		204 36
HURON N 0 00						
(W W HOWES MUNI)						
FM—FEDERAL EXPRESS	TOTAL	S	0	2 16		2 16
		NS	0			
		AS	0	2 16		2 16
PIERRE N 0 00						
(PIERRE MUNI)						
FM—FEDERAL EXPRESS	TOTAL	S	0	31 62		31 62
		NS	0			
		AS	0	31 62		31 62
RAPID CITY N 0 00						
(RAPID CITY REGIONAL) 0.00						
AP—ASPEN AIRWAYS	TOTAL	S	5622	2 81	1 75	4 56
		NS	0			
		AS	5622	2 81	1 75	4 56
CO—CONTINENTAL	TOTAL	S	4215	6 45		6 45
		NS	0			
		AS	4215	6 45		6 45
DL—DELTA AIR LINES	TOTAL	S	29076	73 12	149 11	222.23
		NS	0			
		AS	29076	73 12	149 11	222 23
FM—FEDERAL EXPRESS	TOTAL	S	0	244 0		244 03
		NS	0			
		AS	0	244 03		244 03
NW—NORTHWEST AIRLINES	TOTAL	S	40210	69 53	127 23	196 76
		NS	0			
		AS	40210	69 53	127 23	196 76
UA—UNITED AIR LINES	TOTAL	S	24713	32 35	163 02	195 37
		NS	0			
		AS	24713	32 35	163 02	195 37
AIRPORT TOTAL	TOTAL	S	103836	428 29	441 11	869 40
		NS	0			

NOTE S = Scheduled
NS = Nonscheduled
AS = All Service

TABLE 6—Continued
Enplaned Revenue Passengers, and Enplaned Revenue Tons of Freight and Mail By Type of Service, and By Air Carrier
12 Months Ended December 31, 1990

STATE OR U.S. AREA / COMMUNITY / (AIRPORT NAME) / CARRIER / HUB % OF ENPLANEMENTS	OPERATION	SERVICE	ENPLANED PASSENGERS	ENPLANED REVENUE TONS		
				FREIGHT	MAIL	TOTAL FREIGHT AND MAIL
SOUTH DAKOTA—Continued						
RAPID CITY—Continued						
(RAPID CITY REGIONAL)—Continued						
AIRPORT TOTAL—Continued						
		AS	103836	428 29	441 11	869 40
(ELLSWORTH AFB) 0 00						
COMMUNITY TOTAL BY CARRIER						
AP—ASPEN AIRWAYS	TOTAL	S	5622	2.81	1 75	4 56
		NS	0			
		AS	5622	2 81	1 75	4 56
CO—CONTINENTAL	TOTAL	S	4215	6 45		6 45
		NS	0			
		AS	4215	6 45		6 45
DL—DELTA AIR LINES	TOTAL	S	29076	73 12	149 11	222 23
		NS	0			
		AS	29076	73 12	149 11	222 23
FM—FEDERAL EXPRESS	TOTAL	S	0	244 03		244 03
		NS	0			
		AS	0	244 03		244 03
NW—NORTHWEST AIRLINES	TOTAL	S	40210	69 53	127 23	196 76
		NS	0			
		AS	40210	69 53	127 23	196 76
UA—UNITED AIR LINES	TOTAL	S	24713	32 35	163 02	195 37
		NS	0			
		AS	24713	32 35	163 02	195 37
COMMUNITY TOTAL	TOTAL	S	103836	428 29	441 11	869 40
		NS	0			
		AS	103836	428 29	441 11	869 40
SIOUX FALLS S 0 05						
(JOE FOSS FIELD)						
DL—DELTA AIR LINES	TOTAL	S	27055	108 94	143 04	251 98
		NS	0			
		AS	27055	108 94	143 04	251 98
FM—FEDERAL EXPRESS	TOTAL	S	0	837 00		837 00
		NS	0			
		AS	0	837 00		837 00
NW—NORTHWEST AIRLINES	TOTAL	S	83057	41 30	614 21	655 51
		NS	0			
		AS	83057	41 30	614 21	655 51
TW—TRANS WORLD AIR	TOTAL	S	36801	76 30	197 41	273 71
		NS	144			
		AS	36945	76 30	197 41	273 71
UA—UNITED AIR LINES	TOTAL	S	79379	100 43	601 62	702 05
		NS	0			
		AS	79379	100 43	601 62	702 05
COMMUNITY TOTAL	TOTAL	S	226292	1163 97	1556 28	2720 25
		NS	144			
		AS	226436	1163 97	1556 28	2720 25
TENNESSEE						
BRISTOL/KNGSPRT/JHNSN CTY N 0 00						
(TRI CITY)						
DL—DELTA AIR LINES	TOTAL	S	1740	2 94	5 23	8 17
		NS	0			
		AS	1740	2 94	5 23	8 17
US—U S AIR	TOTAL	S	115612	82 73	529 95	612 68
		NS	0			
		AS	115612	82 73	529 95	612 68
ZW—AIR WISCONSIN	TOTAL	S	2214	95	9 87	10 82
		NS	0			
		AS	2214	95	9 87	10 82
COMMUNITY TOTAL	TOTAL	S	119566	86 62	545 05	631 67

NOTE S Scheduled
NS Nonscheduled
AS All Service

TABLE 6—Continued
Enplaned Revenue Passengers, and Enplaned Revenue Tons of Freight and Mail By Type of Service, and By Air Carrier
12 Months Ended December 31, 1990

STATE OR U.S. AREA / COMMUNITY / (AIRPORT NAME) / CARRIER / HUB % OF ENPLANEMENTS	OPERATION	SERVICE	ENPLANED PASSENGERS	ENPLANED REVENUE TONS		
				FREIGHT	MAIL	TOTAL FREIGHT AND MAIL
TENNESSEE—Continued						
BRISTOL/KNGSPRT/JHNSN CTY—Continued						
(TRI CITY)—Continued						
COMMUNITY TOTAL—Continued						
		NS	0			
		AS	119566	86.62	545.05	631.67
CHATTANOOGA S 0.05						
(LOVELL FIELD)						
AA—AMERICAN AIRLINES	TOTAL	S	38622	24.52	25.03	49.55
		NS	0			
		AS	38622	24.52	25.03	49.55
DL—DELTA AIR LINES	TOTAL	S	141502	218 69	128.29	346.98
		NS	0			
		AS	141502	218.69	128.29	346.98
FM—FEDERAL EXPRESS	TOTAL	S	0	738.12		738.12
		NS	0			
		AS	0	738.12		738.12
NW—NORTHWEST AIRLINES	TOTAL	S	27483	51.50	26 66	78 16
		NS	0			
		AS	27483	51.50	26 66	78.16
US—U.S AIR	TOTAL	S	32139	12.73	17 33	30 06
		NS	0			
		AS	32139	12 73	17.33	30.06
COMMUNITY TOTAL	TOTAL	S	239746	1045 56	197.31	1242.87
		NS	0			
		AS	239746	1045.56	197.31	1242.87
KNOXVILLE S 0.11						
(MC GHEE TYSON)						
CO—CONTINENTAL	TOTAL	S	0			
		NS	151			
		AS	151			
DL—DELTA AIR LINES	TOTAL	S	261572	828.51	684 40	1512.91
		NS	931			
		AS	262503	828 51	684 40	1512.91
FM—FEDERAL EXPRESS	TOTAL	S	0	4952 34		4952.34
		NS	0			
		AS	0	4952 34		4952 34
JW—ARROW AIR	TOTAL	S	0	41 10		41.10
		NS	0	41 10		41.10
		AS	0	82 20		82.20
NW—NORTHWEST AIRLINES	TOTAL	S	54753	32 64	80.37	113.01
		NS	0			
		AS	54753	32 64	80.37	113 01
OE—WESTAIR AIRLINES	TOTAL	S	14783			
		NS	0			
		AS	14783			
UA—UNITED AIR LINES	TOTAL	S	44576	21 00	517.41	538.41
		NS	99			
		AS	44675	21 00	517 41	538.41
US—U.S AIR	TOTAL	S	100903	73 08	362 79	435 87
		NS	0			
		AS	100903	73 08	362 79	435.87
VK—ZANTOP INTL AIRLINES	TOTAL	S	0	12 00		12.00
		NS	0	12 00		12 00
		AS	0	24 00		24 00
YB—TRANS CONTINENTAL	TOTAL	S	0	178 59		178.59
		NS	0			
		AS	0	178 59		178.59
COMMUNITY TOTAL	TOTAL	S	476567	6139 26	1644 97	7784.23
		NS	1181	53 10		53 10
		AS	477768	6192 36	1644 97	7837 33

NOTE S = Scheduled
NS = Nonscheduled
AS = All Service

TABLE 6—Continued
Enplaned Revenue Passengers, and Enplaned Revenue Tons of Freight and Mail By Type of Service, and By Air Carrier
12 Months Ended December 31, 1990

STATE OR U.S. AREA / COMMUNITY / (AIRPORT NAME) / CARRIER / HUB % OF ENPLANEMENTS	OPERATION	SERVICE	ENPLANED PASSENGERS	ENPLANED REVENUE TONS		
				FREIGHT	MAIL	TOTAL FREIGHT AND MAIL
TENNESSEE—Continued						
MEMPHIS M 0.89						
(MEMPHIS INTERNATIONAL)						
AA—AMERICAN AIRLINES	TOTAL	S	162044	184 53	420.86	605.39
		NS	0			
		AS	162044	184.53	420 86	605 39
DL—DELTA AIR LINES	TOTAL	S	344302	1534.73	1313.87	2848.60
		NS	875			
		AS	345177	1534 73	1313.87	2848 60
FM—FEDERAL EXPRESS	TOTAL	S	0	600665.55	412 34	601077.89
		NS	0	560 29		560.29
		AS	0	601225.84	412 34	601638 18
JH—AMERIJET INTERNATIONAL	TOTAL	S	0			
		NS	0	1 30		1 30
		AS	0	1.30		1 30
JW—ARROW AIR	TOTAL	S	0	25.50		25 50
		NS	0	25 50		25.50
		AS	0	51.00		51.00
ML—MIDWAY AIRLINES	TOTAL	S	23326	97 95	67 17	165 12
		NS	0			
		AS	23326	97.95	67 17	165 12
NW—NORTHWEST AIRLINES	TOTAL	S	3192392	8575 12	10346 00	18921.12
		NS	398			
		AS	3192790	8575.12	10346 00	18921 12
TW—TRANS WORLD AIR	TOTAL	S	4166	7 72	6 08	13 80
		NS	428			
		AS	4594	7 72	6 08	13 80
UA—UNITED AIR LINES	TOTAL	S	55199	63 39	175.29	238 68
		NS	0			
		AS	55199	63 39	175 29	238 68
US—U S AIR	TOTAL	S	103970	455 04	423 28	878.32
		NS	108			
		AS	104078	455 04	423 28	878 32
VK—ZANTOP INTL AIRLINES	TOTAL	S	0	1702 00	4 00	1706 00
		NS	0	286 00		286 00
		AS	0	1988.00	4 00	1992 00
YB—TRANS CONTINENTAL	TOTAL	S	0	38.98		38 98
		NS	0			
		AS	0	38 98		38 98
COMMUNITY TOTAL	TOTAL	S	3885399	613350.51	13168 89	626519 40
		NS	1809	873 09		873 09
		AS	3887208	614223 60	13168 89	627392 49
NASHVILLE M 0 78						
(METROPOLITAN)						
AA—AMERICAN AIRLINES	TOTAL	S	2212430	4705 26	4545 91	9251 17
		NS	0			
		AS	2212430	4705.26	4545 91	9251 17
DL—DELTA AIR LINES	TOTAL	S	250206	397 66	820 85	1218 51
		NS	931			
		AS	251137	397 66	820.85	1218 51
EA—EASTERN AIR LINES	TOTAL	S	138697	280 21	91 23	371 44
		NS	0			
		AS	138697	280.21	91 23	371 44
FM—FEDERAL EXPRESS	TOTAL	S	0	275 29		275.29
		NS	0			
		AS	0	275 29		275 29
JE—EXPRESS ONE	TOTAL	S	0	08		08
		NS	307			
		AS	307	08		08
KW—PACIFIC INTERSTATE	TOTAL	S	4978			
		NS	0			
		AS	4978			

NOTE S Scheduled
NS Nonscheduled
AS All Service

TABLE 6—Continued
Enplaned Revenue Passengers, and Enplaned Revenue Tons of Freight and Mail By Type of Service, and By Air Carrier
12 Months Ended December 31, 1990

STATE OR U.S. AREA COMMUNITY (AIRPORT NAME) CARRIER HUB % OF ENPLANEMENTS	OPERATION	SERVICE	ENPLANED PASSENGERS	ENPLANED REVENUE TONS		
				FREIGHT	MAIL	TOTAL FREIGHT AND MAIL
TENNESSEE—Continued						
NASHVILLE—Continued						
(METROPOLITAN)—Continued						
NW—NORTHWEST AIRLINES	TOTAL	S	208552	162.11	679.47	841.58
		NS	95			
		AS	208647	162.11	679.47	841.58
PA—PAN AMERICAN	TOTAL	S	3717	.74	109.17	109.91
		NS	0			
		AS	3717	74	109.17	109.91
TW—TRANS WORLD AIR	TOTAL	S	62604	117 71	439.43	557 14
		NS	238			
		AS	62842	117 71	439.43	557 14
UA—UNITED AIR LINES	TOTAL	S	65168	34.65	520.51	555 16
		NS	0			
		AS	65168	34 65	520.51	555 16
US—U S. AIR	TOTAL	S	181235	172 07	410.00	582 07
		NS	0			
		AS	181235	172.07	410.00	582.07
VK—ZANTOP INTL AIRLINES	TOTAL	S	0	1103.00	63.00	1166.00
		NS	0	66.00		66 00
		AS	0	1169.00	63 00	1232.00
WN—SOUTHWEST AIRLINES	TOTAL	S	274851	137.62	207 84	345.46
		NS	234			
		AS	275085	137.62	207 84	345 46
YB—TRANS CONTINENTAL	TOTAL	S	0	.74		74
		NS	0			
		AS	0	.74		74
COMMUNITY TOTAL	TOTAL	S	3402438	7387 14	7887.41	15274.55
		NS	1805	66.00		66 00
		AS	3404243	7453 14	7887 41	153-0.55
TEXAS						
ABILENE N 0 00						
(ABILENE MUNICIPAL) 0 00						
FM—FEDERAL EXPRESS	TOTAL	S	0	149 29		149.29
		NS	0			
		AS	0	149.29		149 29
AIRPORT TOTAL	TOTAL	S	0	149.29		149 29
		NS	0			
		AS	0	149.29		149 29
(DYESS AFB) 0 00						
COMMUNITY TOTAL BY CARRIER						
FM—FEDERAL EXPRESS	TOTAL	S	0	149 29		149 29
		NS	0			
		AS	0	149 29		149 29
COMMUNITY TOTAL	TOTAL	S	0	149 29		149 29
		NS	0			
		AS	0	149.29		149 29
AMARILLO/BORGER S 0 10						
(AMARILLO AIR TERMINAL)						
AA—AMERICAN AIRLINES	TOTAL	S	116097	93.15	317 47	410 62
		NS	150			
		AS	116247	93 15	317 47	410 62
DL—DELTA AIR LINES	TOTAL	S	77259	128 27	292 10	420 37
		NS	0			
		AS	77259	128 27	292 10	420 37
FM—FEDERAL EXPRESS	TOTAL	S	0	11 54		11 54
		NS	0			
		AS	0	11 54		11 54
SA—SOUTHERN AIR TRANSPORTATION	Total	S	0	04		04
		NS	0	14		14
		AS	0	18		18
WN—SOUTHWEST AIRLINES	TOTAL	S	241526	94 00	171 62	265 62

NOTE S Scheduled
NS Nonscheduled
AS All Service

TABLE 6—Continued
Enplaned Revenue Passengers, and Enplaned Revenue Tons of Freight and Mail By Type of Service, and By Air Carrier
12 Months Ended December 31, 1990

STATE OR U.S. AREA / COMMUNITY / (AIRPORT NAME) / CARRIER / HUB % OF ENPLANEMENTS	OPERATION	SERVICE	ENPLANED PASSENGERS	ENPLANED REVENUE TONS		
				FREIGHT	MAIL	TOTAL FREIGHT AND MAIL
TEXAS—Continued						
AMARILLO/BORGER—Continued						
(AMARILLO AIR TERMINAL)—Continued						
		NS	265			
		AS	241791	94.00	171 62	265 62
COMMUNITY TOTAL	TOTAL	S	434882	327.00	781.19	1108 19
		NS	415	.14		.14
		AS	435297	327.14	781.19	1108.33
AUSTIN M 0.47						
(ROBERT MUELLER MUNI)						
AA—AMERICAN AIRLINES	TOTAL	S	450281	743 43	808 90	1552.33
		NS	359			
		AS	450640	743 43	808.90	1552 33
CO—CONTINENTAL	TOTAL	S	195762	337 00	540.19	877 19
		NS	1232			
		AS	196994	337 00	540 19	877.19
DL—DELTA AIR LINES	TOTAL	S	310455	415 90	1032 11	1448.01
		NS	0			
		AS	310455	415 90	1032 11	1448 01
FM—FEDERAL EXPRESS	TOTAL	S	0	5401 24		5401 24
		NS	0			
		AS	0	5401 24		5401 24
HP—AMERICAN WEST	TOTAL	S	116878	131 73	148.56	280 29
		NS	267			
		AS	117145	131 73	148 56	280.29
JE—EXPRESS ONE	TOTAL	S	0	06		06
		NS	0			
		AS	0	06		06
NW—NORTHWEST AIRLINES	TOTAL	S	60413	40 36	165 73	206 09
		NS	0			
		AS	60413	40 36	165 73	206 09
PA—PAN AMERICAN	TOTAL	S	14827	6 97	42 33	49 30
		NS	0			
		AS	14827	6 97	42.33	49 30
TW—TRANS WORLD AIR	TOTAL	S	51333	36.02	175 32	211 34
		NS	547			
		AS	51880	36 02	175.32	211.34
UA—UNITED AIR LINES	TOTAL	S	89365	71 20	499.20	570 40
		NS	0			
		AS	89365	71 20	499 20	570 40
US—U S AIR	TOTAL	S	23472	56 62	74 59	131 21
		NS	0			
		AS	23472	56 62	74 59	131.21
WN—SOUTHWEST AIRLINES	TOTAL	S	739649	308 47	454 23	762.70
		NS	115			
		AS	739764	308 47	454 23	762 70
COMMUNITY TOTAL	TOTAL	S	2052435	7549 00	3941.16	11490 16
		NS	2520			
		AS	2054955	7549 00	3941.16	11490 16
BEAUMONT/PORT ARTHUR N 0 00						
(JEFFERSON COUNTY)						
FM—FEDERAL EXPRESS	TOTAL	S	0	75		75
		NS	0			
		AS	0	75		75
BROWNSVILLE/HRLGN/SAN BNTO S 0 12						
(HARLINGEN INDUSTRIAL AIRFARK) 0 12						
AA—AMERICAN AIRLINES	TOTAL	S	153412	616 16	7 49	623 65
		NS	0			
		AS	153412	616 16	7 49	623 65
CO—CONTINENTAL	TOTAL	S	86357	300 80	64	301 44
		NS	0			
		AS	86357	300 80	64	301 44

NOTE: S = Scheduled
NS = Nonscheduled
AS = All Service

TABLE 6—Continued
Enplaned Revenue Passengers, and Enplaned Revenue Tons of Freight and Mail By Type of Service, and By Air Carrier
12 Months Ended December 31, 1990

STATE OR U.S. AREA / COMMUNITY / (AIRPORT NAME) / CARRIER / HUB % OF ENPLANEMENTS	OPERATION	SERVICE	ENPLANED PASSENGERS	ENPLANED REVENUE TONS		
				FREIGHT	MAIL	TOTAL FREIGHT AND MAIL
TEXAS—Continued						
BROWNSVILLE/HRLGN/SAN BNTO—Continued						
(HARLINGEN INDUSTRIAL AIRPARK)—Continued						
FM—FEDERAL EXPRESS	TOTAL	S	0	2545.97		2545.97
		NS	0			
		AS	0	2545.97		2545.97
WN—SOUTHWEST AIRLINES	TOTAL	S	289273	193.64	.88	194.52
		NS	0			
		AS	289273	193.64	.88	194.52
AIRPORT TOTAL	TOTAL	S	529042	3656.57	9.01	3665.58
		NS	0			
		AS	529042	3656.57	9.01	3665.58
(SOUTH PADRE ISLAND INTL) 0.00						
VK—ZANTOP INTL AIRLINES	TOTAL	S	0	1.00		1.00
		NS	0	1.00		1.00
		AS	0	2.00		2 00
COMMUNITY TOTAL BY CARRIER						
AA—AMERICAN AIRLINES	TOTAL	S	153412	616 16	7.49	623.65
		NS	0			
		AS	153412	616.16	7.49	623.65
CO—CONTINENTAL	TOTAL	S	86357	300.80	.64	301.44
		NS	0			
		AS	86357	300.80	.64	301 44
FM—FEDERAL EXPRESS	TOTAL	S	0	2545.97		2545 97
		NS	0			
		AS	0	2545.97		2545 97
VK—ZANTOP INTL AIRLINES	TOTAL	S	0	1.00		1 00
		NS	0	1.00		1 00
		AS	0	2.00		2.00
WN—SOUTHWEST AIRLINES	TOTAL	S	289273	193.64	.88	194.52
		NS	0			
		AS	289273	193 64	88	194.52
COMMUNITY TOTAL	TOTAL	S	529042	3657.57	9.01	3666 58
		NS	0	1 00		1.00
		AS	529042	3658.57	9.01	3667 58
BROWNWOOD N 0.00						
(BROWNWOOD MUNI)						
FM—FEDERAL EXPRESS	TOTAL	S	0	281 03		281 03
		NS	0			
		AS	0	281 03		281.03
COLLEGE STATION/BRYAN N 0 00						
(EASTERWOOD FIELD)						
FM—FEDERAL EXPRESS	TOTAL	S	0	2 58		2.58
		NS	0			
		AS	0	2.58		2 58
CORPUS CHRISTI S 0 10						
(CORPUS CHRISTI INTERNATIONAL)						
AA—AMERICAN AIRLINES	TOTAL	S	134254	93.97	268 06	362 03
		NS	0			
		AS	134254	93 97	268 06	362 03
CO—CONTINENTAL	TOTAL	S	100867	112 05	247.03	359.08
		NS	0			
		AS	100867	112.05	247.03	359.08
DL—DELTA AIR LINES	TOTAL	S	17963	21.18	65.70	86 88
		NS	0			
		AS	17963	21 18	65 70	86.88
WN—SOUTHWEST AIRLINES	TOTAL	S	170326	71 10	58 67	129 77
		NS	88			
		AS	170414	71 10	58.67	129 77
COMMUNITY TOTAL	TOTAL	S	423410	298.30	639 46	937 76
		NS	88			
		AS	423498	298 30	639 46	937.76

NOTE S Scheduled
NS Nonscheduled
AS All Service

TABLE 6—Continued
Enplaned Revenue Passengers, and Enplaned Revenue Tons of Freight and Mail By Type of Service, and By Air Carrier
12 Months Ended December 31, 1990

STATE OR U.S. AREA / COMMUNITY / (AIRPORT NAME) / CARRIER / HUB % OF ENPLANEMENTS	OPERATION	SERVICE	ENPLANED PASSENGERS	ENPLANED REVENUE TONS		
				FREIGHT	MAIL	TOTAL FREIGHT AND MAIL
TEXAS—Continued						
DALLAS/FT.WORTH L 5.88						
(ADDISON) 5.88						
FM—FEDERAL EXPRESS	TOTAL	S	0	90		90
		NS	0			
		AS	0	90		90
(CARSWELL AFB) 0.00						
(DALLAS/FT.WORTH INTL) 5.22						
AA—AMERICAN AIRLINES	TOTAL	S	14566298	66665 57	52433.81	119099.38
		NS	5692			
		AS	14571990	66665.57	52433 81	119099.38
AP—ASPEN AIRWAYS	TOTAL	S	2976	1.54		1 54
		NS	0			
		AS	2976	1.54		1 54
CO—CONTINENTAL	TOTAL	S	347394	982 07	250 56	1232 63
		NS	56673			
		AS	404067	982.07	250 56	1232.63
DL—DELTA AIR LINES	TOTAL	S	6659228	34692 72	27688.95	62381.67
		NS	1281			
		AS	6660509	34692 72	27688.95	62381.67
EA—EASTERN AIR LINES	TOTAL	S	48441	174 58	52.40	226.98
		NS	0			
		AS	48441	174.58	52 40	226.98
FM—FEDERAL EXPRESS	TOTAL	S	0	35494 28	90.19	35584 47
		NS	0	377 35		377.35
		AS	0	35871 63	90 19	35961.82
HP—AMERICAN WEST	TOTAL	S	48497	75 65	148 18	223.83
		NS	170			
		AS	48667	75 65	148 18	223 83
JH—AMERIJET INTERNATIONAL	TOTAL	S	0			
		NS	0	21		21
		AS	0	21		21
ML—MIDWAY AIRLINES	TOTAL	S	92886	339 06	501 19	840 25
		NS	109			
		AS	92995	339 06	501 19	840.25
NW—NORTHWEST AIRLINES	TOTAL	S	240970	790 53	1317 72	2108.25
		NS	0			
		AS	240970	790 53	1317.72	2108.25
PA—PAN AMERICAN	TOTAL	S	90739	89 55	552 79	642 34
		NS	254			
		AS	90993	89 55	552 79	642 34
TW—TRANS WORLD AIR	TOTAL	S	155734	177 35	872.32	1049 67
		NS	374			
		AS	156108	177 35	872 32	1049.67
UA—UNITED AIR LINES	TOTAL	S	277791	744 95	1529 68	2274 63
		NS	222			
		AS	278013	744 95	1529 68	2274 63
US—U S AIR	TOTAL	S	264306	1411 17	778 90	2190 07
		NS	548			
		AS	264854	1411 17	778.90	2190.07
VK—ZANTOP INTL AIRLINES	TOTAL	S	0	276 00		276.00
		NS	0	120 00		120 00
		AS	0	396 00		396 00
WN—SOUTHWEST AIRLINES	TOTAL	S	0		22 62	22 62
		NS	0			
		AS	0		22 62	22 62
YB—TRANS CONTINENTAL	TOTAL	S	0	165 54		165 54
		NS	0			
		AS	0	165 54		165 54
YX—MIDWEST EXPRESS	TOTAL	S	38684	82 83	467 45	550 28
		NS	0			
		AS	38684	82 83	467 45	550 28

NOTE S Scheduled
NS Nonscheduled
AS All Services

TABLE 6—Continued
Enplaned Revenue Passengers, and Enplaned Revenue Tons of Freight and Mail By Type of Service, and By Air Carrier
12 Months Ended December 31, 1990

STATE OR U.S. AREA COMMUNITY (AIRPORT NAME) CARRIER HUB % OF ENPLANEMENTS	OPERATION	SERVICE	ENPLANED PASSENGERS	ENPLANED REVENUE TONS		
				FREIGHT	MAIL	TOTAL FREIGHT AND MAIL
TEXAS—Continued						
DALLAS/FT.WORTH—Continued						
(DALLAS/FT.WORTH INTL)—Continued						
AIRPORT TOTAL	TOTAL	S	22833944	142163.39	66706.76	228870 15
		NS	65323	497 56		497 56
		AS	22899267	142660.95	66706.76	229367.71
(LOVE FIELD) 0.66						
FM—FEDERAL EXPRESS	TOTAL	S	0	1.40		1.40
		NS	0			
		AS	0	1 40		1.40
WN—SOUTHWEST AIRLINES	TOTAL	S	2879758	2215.30	242 87	2458.17
		NS	3078			
		AS	2882836	2215 30	242.87	2458.17
AIRPORT TOTAL	TOTAL	S	2879758	2216 70	242.87	2459.57
		NS	3078			
		AS	2882836	2216 70	242.87	2459.57
(MEACHAM FIELD) 0.00						
COMMUNITY TOTAL BY CARRIER						
AA—AMERICAN AIRLINES	TOTAL	S	14566298	66665 57	52433 81	119099 38
		NS	5692			
		AS	14571990	66665 57	52433.81	119099.38
AP—ASPEN AIRWAYS	TOTAL	S	2976	1 54		1.54
		NS	0			
		AS	2976	1 54		1 54
CO—CONTINENTAL	TOTAL	S	347394	982 07	250.56	1232.63
		NS	56673			
		AS	404067	982 07	250 56	1232.63
DL—DELTA AIR LINES	TOTAL	S	6659228	34692 72	27688 95	62381 67
		NS	1281			
		AS	6660509	34692 72	27688.95	62381.67
EA—EASTERN AIR LINES	TOTAL	S	48441	174 58	52.40	226 98
		NS	0			
		AS	48441	174 58	52 40	226 98
FM—FEDERAL EXPRESS	TOTAL	S	0	35496 58	90 19	35586 77
		NS	0	377 35		377 35
		AS	0	35873 93	90 19	35964 12
HP—AMERICAN WEST	TOTAL	S	48497	75 65	148 18	223.83
		NS	170			
		AS	48667	75 65	148 18	223 83
JH—AMERIJET INTERNATIONAL	TOTAL	S	0			
		NS	0	21		21
		AS	0	21		21
ML—MIDWAY AIRLINES	TOTAL	S	92886	339 06	501 19	840 25
		NS	109			
		AS	92995	339 06	501 19	840 25
NW—NORTHWEST AIRLINES	TOTAL	S	240970	790 53	1317 72	2108 25
		NS	0			
		AS	240970	790 53	1317 72	2108 25
PA—PAN AMERICAN	TOTAL	S	90739	89 55	552 79	642 34
		NS	254			
		AS	90993	89 55	552 79	642 34
TW—TRANS WORLD AIR	TOTAL	S	155734	177 35	872 32	1049 67
		NS	374			
		AS	156108	177 35	872.32	1049 67
UA—UNITED AIR LINES	TOTAL	S	277791	744 95	1529 68	2274 63
		NS	222			
		AS	278013	744.95	1529 68	2274 63
US—U S AIR	TOTAL	S	264306	1411 17	778 90	2190 07
		NS	548			
		AS	264854	1411 17	778 90	2190 07
VK—ZANTOP INTL AIRLINES	TOTAL	S	0	276 00		276 00
		NS	0	120 00		120 00

NOTE S Scheduled
*NS Nonscheduled
AS All Service

TABLE 6—Continued
Enplaned Revenue Passengers, and Enplaned Revenue Tons of Freight and Mail By Type of Service, and By Air Carrier
12 Months Ended December 31, 1990

STATE OR U.S. AREA COMMUNITY (AIRPORT NAME) CARRIER HUB % OF ENPLANEMENTS	OPERATION	SERVICE	ENPLANED PASSENGERS	ENPLANED REVENUE TONS		
				FREIGHT	MAIL	TOTAL FREIGHT AND MAIL
TEXAS—Continued						
DALLAS/FT.WORTH—Continued						
(MEACHAM FIELD)—Continued						
COMMUNITY TOTAL BY CARRIER—Continued						
		AS	0	396 00		396 00
WN—SOUTHWEST AIRLINES	TOTAL	S	2879758	2215 30	265 49	2480 79
		NS	3078			
		AS	2882836	2215 30	265 49	2480 79
YB—TRANS CONTINENTAL	TOTAL	S	0	165 54		165 54
		NS	0			
		AS	0	165 54		165 54
YX—MIDWEST EXPRESS	TOTAL	S	38684	82 83	467 45	550 28
		NS	0			
		AS	38684	82 83	467 45	550.28
COMMUNITY TOTAL	TOTAL	S	25713702	144380 99	86949 63	231330 62
		NS	68401	497 56		497 56
		AS	25782103	144878 55	86949 63	231828 18
EL PASO M 0 38						
(EL PASO INTERNATIONAL) 0 38						
AA—AMERICAN AIRLINES	TOTAL	S	267946	674 99	628 79	1303 78
		NS	0			
		AS	267946	674 99	628 79	1303 78
CO—CONTINENTAL	TOTAL	S	98303	469 05	201 42	670 47
		NS	900			
		AS	99203	469 05	2[illegible] 42	670 47
DL—DELTA AIR LINES	TOTAL	S	158151	509 51	191 79	701 30
		NS	87			
		AS	158238	509 51	191 79	701 30
FM—FEDERAL EXPRESS	TOTAL	S	0	2325 71		2325 71
		NS	0	86 29		86 29
		AS	0	2412 00		2412 00
HP—AMERICAN WEST	TOTAL	S	169206	49 83	57 76	107 59
		NS	383			
		AS	169589	49 83	57 76	107 59
JH—AMERIJET INTERNATIONAL	TOTAL	S	0			
		NS	0	34		34
		AS	0	34		34
WN—SOUTHWEST AIRLINES	TOTAL	S	977382	703 86	680 33	1384 19
		NS	885			
		AS	978267	703 86	680 33	1384 19
YB—TRANS CONTINENTAL	TOTAL	S	0	5 36		5 36
		NS	0			
		AS	0	5 36		5 36
AIRPORT TOTAL	TOTAL	S	1670988	4738 31	1760 09	6498 40
		NS	2255	86 63		86 63
		AS	1673243	4824 94	1760 09	6585 03
(BIGGS AAF) 0 00						
FF—TOWER AIR	TOTAL	S	0			
		NS	827			
		AS	827			
AIRPORT TOTAL	TOTAL	S	0			
		NS	827			
		AS	827			
COMMUNITY TOTAL BY CARRIER						
AA—AMERICAN AIRLINES	TOTAL	S	267946	674 99	628 79	1303 78
		NS	0			
		AS	267946	674 99	628 79	1303 78
CO—CONTINENTAL	TOTAL	S	98303	469 05	201 42	670.47
		NS	900			
		AS	99203	469 05	201 42	670 47
DL—DELTA AIR LINES	TOTAL	S	158151	509 51	191 79	701 30
		NS	87			

NOTE S Scheduled
NS Nonscheduled
AS All Service

TABLE 6—Continued
Enplaned Revenue Passengers, and Enplaned Revenue Tons of Freight and Mail By Type of Service, and By Air Carrier
12 Months Ended December 31, 1990

STATE OR U.S. AREA / COMMUNITY / (AIRPORT NAME) / CARRIER / HUB % OF ENPLANEMENTS	OPERATION	SERVICE	ENPLANED PASSENGERS	ENPLANED REVENUE TONS		
				FREIGHT	MAIL	TOTAL FREIGHT AND MAIL
TEXAS—Continued						
EL PASO—Continued						
(BIGGS AAF)—Continued						
COMMUNITY TOTAL BY CARRIER—Continued						
		AS	156238	509.51	191.79	701.30
FF—TOWER AIR	TOTAL	S	0			
		NS	827			
		AS	627			
FM—FEDERAL EXPRESS	TOTAL	S	0	2325.71		2325.71
		NS	0	86.29		86.29
		AS	0	2412.00		2412.00
HP—AMERICAN WEST	TOTAL	S	169206	49.83	57.76	107 59
		NS	383			
		AS	169589	49.83	57 76	107.59
JH—AMERIJET INTERNATIONAL	TOTAL	S	0			
		NS	0	.34		.34
		AS	0	.34		34
WN—SOUTHWEST AIRLINES	TOTAL	S	977382	703.86	680 33	1384 19
		NS	885			
		AS	978267	703.86	680.33	1384.19
YB—TRANS CONTINENTAL	TOTAL	S	0	5.36		5.36
		NS	0			
		AS	0	5 36		5.36
COMMUNITY TOTAL	TOTAL	S	1670988	4738.31	1760.09	6498.40
		NS	3082	86.63		86.63
		AS	1674070	4824.94	1760.09	6585 03
HOUSTON L 2.03						
(HOUSTON INTERCONTINENTAL) 1.72						
AA—AMERICAN AIRLINES	TOTAL	S	512139	1891.51	1925 34	3816.85
		NS	0			
		AS	512139	1891 51	1925 34	3816.85
CO—CONTINENTAL	TOTAL	S	5936137	32734.92	13781 78	46516.70
		NS	25584			
		AS	5961721	32734.92	13781.78	46516 70
DL—DELTA AIR LINES	TOTAL	S	323125	1852.36	1529.42	3381.78
		NS	86			
		AS	323211	1852.36	1529.42	3381.78
FM—FEDERAL EXPRESS	TOTAL	S	0	16271.79	19.95	16291.74
		NS	0	155.69		155 69
		AS	0	16427.48	19 95	16447.43
HP—AMERICAN WEST	TOTAL	S	93871	133.87	616.06	749.93
		NS	0			
		AS	93871	133.87	616.06	749.93
JW—ARROW AIR	TOTAL	S	0	70.80		70 80
		NS	0	70.80		70.80
		AS	0	141.60		141.60
NW—NORTHWEST AIRLINES	TOTAL	S	31769	7824.86	197.10	8021.96
		NS	0			
		AS	31769	7824.86	197 10	8021.96
PA—PAN AMERICAN	TOTAL	S	116063	188.66	504.73	693 39
		NS	145			
		AS	116208	188.66	504.73	693 39
UA—UNITED AIR LINES	TOTAL	S	119924	287.25	1121.31	1408.56
		NS	273			
		AS	120197	287.25	1121.31	1408 56
US—U S AIR	TOTAL	S	254663	886.22	1287 55	2173 77
		NS	0			
		AS	254663	886 22	1287 55	2173 77
WN—SOUTHWEST AIRLINES	TOTAL	S	130120	42 58	90 61	133 19
		NS	0			
		AS	130120	42 58	90 61	133.19
5X—UNITED PARCEL SERVICE	TOTAL	S	0	14 05		14.05

NOTE S Scheduled
NS Nonscheduled
AS All Service

TABLE 6—Continued
Enplaned Revenue Passengers, and Enplaned Revenue Tons of Freight and Mail By Type of Service, and By Air Carrier
12 Months Ended December 31, 1990

STATE OR U.S. AREA / COMMUNITY / (AIRPORT NAME) / CARRIER / HUB % OF ENPLANEMENTS	OPERATION	SERVICE	ENPLANED PASSENGERS	ENPLANED REVENUE TONS		
				FREIGHT	MAIL	TOTAL FREIGHT AND MAIL
TEXAS—Continued						
HOUSTON—Continued						
(HOUSTON INTERCONTINENTAL)—Continued						
		NS	0			
		AS	0	14.05		14.05
AIRPORT TOTAL	TOTAL	S	7517811	62198.87	21073.85	83272.72
		NS	26088	226.49		226.49
		AS	7543899	62425.36	21073.85	83499.21
(WILLIAM P HOBBY) 0.91						
AA—AMERICAN AIRLINES	TOTAL	S	317452	8.71	2.12	10.83
		NS	0			
		AS	317452	71	2.12	10.83
CO—CONTINENTAL	TOTAL	S	182890	404.71	8.93	413.64
		NS	2786			
		AS	185676	404.71	8.93	413.64
DL—DELTA AIR LINES	TOTAL	S	247273	1157.71	7.88	1165.59
		NS	706			
		AS	247979	1157.71	7.88	1165.59
EA—EASTERN AIR LINES	TOTAL	S	81573	2.14	38.48	40.62
		NS	0			
		AS	81573	2.14	38.48	40.62
HU—NORTHERN AIR CARGO	TOTAL	S	0	9.20		9.20
		NS	0	9.20		9 20
		AS	0	18.40		18.40
NW—NORTHWEST AIRLINES	TOTAL	S	156453	178.86	.19	179.05
		NS	124			
		AS	156577	178 86	.19	179.05
TW—TRANS WORLD AIR	TOTAL	S	128244	135	12.56	147.67
		NS	401			
		AS	128645	135.	12.56	147.67
UA—UNITED AIR LINES	TOTAL	S	100501	44.77	1.15	45.92
		NS	312			
		AS	100813	44.77	1.15	45.92
WN—SOUTHWEST AIRLINES	TOTAL	S	2750656	1837.41	719.13	2556.54
		NS	2956			
		AS	2753612	1837.41	719.13	2556.54
AIRPORT TOTAL	TOTAL	S	3965042	3778.62	790.44	4569.06
		NS	7285	9.20		9.20
		AS	3972327	3787.82	790.44	4578 26
(ELLINGTON FIELD) 0.00						
CO—CONTINENTAL	TOTAL	S	18967	50	1 46	1 96
		NS	0			
		AS	18967	.50	1 46	1.96
5X—UNITED PARCEL SERVICE	TOTAL	S	0	198.95		198.95
		NS	0			
		AS	0	198.95		198.95
AIRPORT TOTAL	TOTAL	S	18967	199.45	1.46	200.91
		NS	0			
		AS	18967	199 45	1 46	200.91
COMMUNITY TOTAL BY CARRIER						
AA—AMERICAN AIRLINES	TOTAL	S	829591	1900.22	1927 46	3827.68
		NS	0			
		AS	829591	1900.22	1927.46	3827 68
CO—CONTINENTAL	TOTAL	S	6137994	33140.15	13792.17	46932.30
		NS	28370			
		AS	6166364	33140 13	13792 17	46932.30
DL—DELTA AIR LINES	TOTAL	S	570398	3010.07	1537 30	4547.37
		NS	792			
		AS	571190	3010 07	1537 30	4547 37
EA—EASTERN AIR LINES	TOTAL	S	81573	2 14	38 48	40 62
		NS	0			
		AS	81573	2 14	38 48	40 62

NOTE S = Scheduled
NS = Nonscheduled
AS = All Service

TABLE 6—Continued
Enplaned Revenue Passengers, and Enplaned Revenue Tons of Freight and Mail By Type of Service, and By Air Carrier
12 Months Ended December 31, 1990

STATE OR U.S. AREA COMMUNITY (AIRPORT NAME) CARRIER HUB % OF ENPLANEMENTS	OPERATION	SERVICE	ENPLANED PASSENGERS	ENPLANED REVENUE TONS		
				FREIGHT	MAIL	TOTAL FREIGHT AND MAIL
TEXAS—Continued						
HOUSTON—Continued						
(ELLINGTON FIELD)—Continued						
COMMUNITY TOTAL BY CARRIER—Continued						
FM—FEDERAL EXPRESS	TOTAL	S	0	16271.79	19 95	16291.74
		NS	0	155.69		155 69
		AS	0	16427.48	19.95	16447.43
HP—AMERICAN WEST	TOTAL	S	93871	133.87	616 06	749.93
		NS	0			
		AS	93871	133.87	616.06	749.93
HU—NORTHERN AIR CARGO	TOTAL	S	0	9.20		9.20
		NS	0	9.20		9.20
		AS	0	18.40		18.40
JW—ARROW AIR	TOTAL	S	0	70 80		70 80
		NS	0	70.80		70.80
		AS	0	141.60		141 60
NW—NORTHWEST AIRLINES	TOTAL	S	188222	8003.72	197.29	8201 01
		NS	124			
		AS	188346	8003 72	197.29	8201 01
PA—PAN AMERICAN	TOTAL	S	116063	188.66	504.73	693 39
		NS	145			
		AS	116208	188.66	504.73	693.39
TW—TRANS WORLD AIR	TOTAL	S	128244	135 11	12.56	147.67
		NS	401			
		AS	128645	135.11	12 56	147.67
UA—UNITED AIR LINES	TOTAL	S	220425	332 02	1122 46	1454.48
		NS	585			
		AS	221010	332.02	1122 46	1454 48
US—U S AIR	TOTAL	S	254663	886.22	1287 55	2173.77
		NS	0			
		AS	254663	886 22	1287.55	2173.77
WN—SOUTHWEST AIRLINES	TOTAL	S	2880776	1879.99	809 74	2689.73
		NS	2956			
		AS	2883732	1879.99	809 74	2689.73
5X—UNITED PARCEL SERVICE	TOTAL	S	0	213 00		213 00
		NS	0			
		AS	0	213.00		213 00
COMMUNITY TOTAL	TOTAL	S	11501820	66176.94	21865.75	88042.69
		NS	33373	235 69		235 69
		AS	11535193	66412 63	21865.75	88278.38
KILLEEN N 0.00						
(GRAY AFB)						
FF—TOWER AIR	TOTAL	S	0			
		NS	2084			
		AS	2084			
FM—FEDERAL EXPRESS	TOTAL	S	0	59 11		59.11
		NS	0			
		AS	0	59.11		59 11
COMMUNITY TOTAL	TOTAL	S	0	59.11		59 11
		NS	2084			
		AS	2084	59 11		59 11
LAREDO N 0 00						
(LAREDO AFB)						
VK—ZANTOP INTL AIRLINES	TOTAL	S	0	2 00		2 00
		NS	0	2 00		2 00
		AS	0	4 00		4 00
LUBBOCK S 0 14						
(LUBBOCK REGIONAL)						
AA—AMERICAN AIRLINES	TOTAL	S	129021	87.80	236 61	324 41
		NS	0			
		AS	129021	87 80	236 61	324 41
DL—DELTA AIR LINES	TOTAL	S	92262	65 72	190 12	255 84

NOTE S Scheduled
NS Nonscheduled
AS All Service

TABLE 6—Continued
Enplaned Revenue Passengers, and Enplaned Revenue Tons of Freight and Mail By Type of Service, and By Air Carrier
12 Months Ended December 31, 1990

STATE OR U.S. AREA / COMMUNITY / (AIRPORT NAME) / CARRIER / HUB % OF ENPLANEMENTS	OPERATION	SERVICE	ENPLANED PASSENGERS	ENPLANED REVENUE TONS: FREIGHT	ENPLANED REVENUE TONS: MAIL	ENPLANED REVENUE TONS: TOTAL FREIGHT AND MAIL
TEXAS—Continued						
LUBBOCK—Continued						
(LUBBOCK REGIONAL)—Continued						
		NS	0			
		AS	92262	65.72	190.12	255.84
FM—FEDERAL EXPRESS	TOTAL	S	0	6950.77		6950.77
		NS	0			
		AS	0	6950.77		6950.77
HP—AMERICAN WEST	TOTAL	S	49681	26.26	105.57	131.83
		NS	122			
		AS	49803	26.26	105.57	131.83
WN—SOUTHWEST AIRLINES	TOTAL	S	339629	152 11	14 44	166.55
		NS	498			
		AS	340327	152.11	14.44	166 55
COMMUNITY TOTAL	TOTAL	S	610793	7282.66	546 74	7829 40
		NS	620			
		AS	611413	7282 66	546 74	7829 40
MIDLAND/ODESSA S 0 13						
(MIDLAND REGIONAL)						
AA—AMERICAN AIRLINES	TOTAL	S	134502	142.36	65 72	208 08
		NS	0			
		AS	134502	142 36	65 72	208 08
CO—CONTINENTAL	TOTAL	S	0			
		NS	151			
		AS	151			
FM—FEDERAL EXPRESS	TOTAL	S	0	258 37		258 37
		NS	0			
		AS	0	258 37		258 37
HP—AMERICAN WEST	TOTAL	S	54709	62 18	143 39	205 57
		NS	0			
		AS	54709	62 18	143 39	205 57
WN—SOUTHWEST AIRLINES	TOTAL	S	391443	96 60	91 51	188 11
		NS	100			
		AS	391543	96 60	91 51	188 11
COMMUNITY TOTAL	TOTAL	S	580654	559 51	300 62	860 13
		NS	251			
		AS	580905	559 51	300 62	860 13
MISSION/MCALLEN/EDINBURG N 0 00						
(MILLER INTERNATIONAL)						
CO—CONTINENTAL	TOTAL	S	213185	785 10	324 48	1109 58
		NS	0			
		AS	213185	785 10	324 48	1109 58
FM—FEDERAL EXPRESS	TOTAL	S	0	8 83		8 83
		NS	0			
		AS	0	8 83		8 83
JH—AMERIJET INTERNATIONAL	TOTAL	S	0			
		NS	0	04		04
		AS	0	04		04
COMMUNITY TOTAL	TOTAL	S	213185	793 93	324 48	1118 41
		NS	0	04		04
		AS	213185	793 97	324 48	1118 45
SAN ANGELO N 0 00						
(MATHIS FIELD)						
FM—FEDERAL EXPRESS	TOTAL	S	0	267 80		267 80
		NS	0			
		AS	0	267 80		267 80
SAN ANTONIO M 0 59						
(SAN ANTONIO INTERNATIONAL) 0 59						
AA—AMERICAN AIRLINES	TOTAL	S	538540	1023 25	1495 54	2518 79
		NS	0			
		AS	538540	1023 25	1495 54	2518 79

NOTE S Scheduled
NS Nonscheduled
AS All Service

TABLE 6—Continued
Enplaned Revenue Passengers, and Enplaned Revenue Tons of Freight and Mail By Type of Service, and By Air Carrier
12 Months Ended December 31, 1990

STATE OR U.S. AREA COMMUNITY (AIRPORT NAME) CARRIER HUB % OF ENPLANEMENTS	OPERATION	SERVICE	ENPLANED PASSENGERS	ENPLANED REVENUE TONS		
				FREIGHT	MAIL	TOTAL FREIGHT AND MAIL
TEXAS—Continued						
SAN ANTONIO—Continued						
(SAN ANTONIO INTERNATIONAL)—Continued						
CO—CONTINENTAL	TOTAL	S	355225	1052.82	1149 95	2202 77
		NS	996			
		AS	356221	1052 82	1149 95	2202 77
DL—DELTA AIR LINES	TOTAL	S	404140	742 84	2402 49	3145 33
		NS	179			
		AS	404319	742.84	2402 49	3145.33
FM—FEDERAL EXPRESS	TOTAL	S	0	5723.96		5723 96
		NS	0			
		AS	0	5723 96		5723 96
HP—AMERICAN WEST	TOTAL	S	79622	115 45	210 35	325 80
		NS	134			
		AS	79756	115 45	210 35	325 80
NW—NORTHWEST AIRLINES	TOTAL	S	67993	54 32	431 73	486 05
		NS	0			
		AS	67993	54 32	431 73	486 05
PA—PAN AMERICAN	TOTAL	S	24196	14 83	75 21	90 04
		NS	0			
		AS	24196	14 83	75 21	90 04
TW—TRANS WORLD AIR	TOTAL	S	138654	100 73	551 39	652 12
		NS	0			
		AS	138654	100 73	551 39	652 12
UA—UNITED AIR LINES	TOTAL	S	102298	191 71	497 90	689 61
		NS	0			
		AS	102298	191 71	497 90	689 61
US—U S AIR	TOTAL	S	79728	255 35	322 55	577 90
		NS	0			
		AS	79728	255 35	322 55	577 90
WN—SOUTHWEST AIRLINES	TOTAL	S	801728	774 33	447 73	1222 06
		NS	463			
		AS	802191	774 33	447 73	1222 06
AIRPORT TOTAL	TOTAL	S	2592124	10049 59	7584 84	17634 43
		NS	1772			
		AS	2593896	10049 59	7584 84	17634 43
(KELLY AFB) 0 00						
COMMUNITY TOTAL BY CARRIER						
AA—AMERICAN AIRLINES	TOTAL	S	538540	1023 25	1495 54	2518 79
		NS	0			
		AS	538540	1023 25	1495 54	2518 79
CO—CONTINENTAL	TOTAL	S	355225	1052 82	1149 95	2202 77
		NS	996			
		AS	356221	1052 82	1149 95	2202 77
DL—DELTA AIR LINES	TOTAL	S	404140	742 84	2402 49	3145 33
		NS	179			
		AS	404319	742 84	2402 49	3145 33
FM—FEDERAL EXPRESS	TOTAL	S	0	5723 96		5723 96
		NS	0			
		AS	0	5723 96		5723 96
HP—AMERICAN WEST	TOTAL	S	79622	115 45	210 35	325 80
		NS	134			
		AS	79756	115 45	210 35	325 80
NW—NORTHWEST AIRLINES	TOTAL	S	67993	54 32	431 73	486 05
		NS	0			
		AS	67993	54 32	431 73	486 05
PA—PAN AMERICAN	TOTAL	S	24196	14 83	75 21	90 04
		NS	0			
		AS	24196	14 83	75 21	90 04
TW—TRANS WORLD AIR	TOTAL	S	138654	100 73	551 39	652 12
		NS	0			
		AS	138654	100 73	551 39	652 12

NOTE S = Scheduled
NS = Nonscheduled
AS = All Service

TABLE 6--Continued
Enplaned Revenue Passengers, and Enplaned Revenue Tons of Freight and Mail By Type of Service, and By Air Carrier
12 Months Ended December 31, 1990

STATE OR U.S. AREA / COMMUNITY / (AIRPORT NAME) / CARRIER / HUB % OF ENPLANEMENTS	OPERATION	SERVICE	ENPLANED PASSENGERS	ENPLANED REVENUE TONS		
				FREIGHT	MAIL	TOTAL FREIGHT AND MAIL
TEXAS--Continued						
SAN ANTONIO--Continued						
(KELLY AFB)--Continued						
COMMUNITY TOTAL BY CARRIER--Continued						
UA--UNITED AIR LINES	TOTAL	S	102298	191.71	497 90	689 61
		NS	0			
		AS	102298	191.71	497.90	689 61
US--U S AIR	TOTAL	S	79728	255.35	322 55	577 90
		NS	0			
		AS	79728	255.35	322.55	577 90
WN--SOUTHWEST AIRLINES	TOTAL	S	801728	774.33	447 73	1222.06
		NS	463			
		AS	802191	774.33	447 73	1222 06
COMMUNITY TOTAL	TOTAL	S	2592124	10049 59	7584 84	17634 43
		NS	1772			
		AS	2593896	10049 59	7584.84	17634 43
SAN MARCOS N 0 00						
(SAN MARCOS MUNICIPAL)						
FM--FEDERAL EXPRESS	TOTAL	S	0	.61		31
		NS	0			
		AS	0	.61		61
WACO N 0 00						
(WACO MUNICIPAL) 0 00						
FM--FEDERAL EXPRESS	TOTAL	S	0	.20		.20
		NS	0			
		AS	0	20		20
AIRPORT TOTAL	TOTAL	S	0	.20		20
		NS	0			
		AS	0	20		20
(JAMES CONNALLY) 0 00						
FM--FEDERAL EXPRESS	TOTAL	S	0	92		.92
		NS	0			
		AS	0	92		92
COMMUNITY TOTAL BY CARRIER						
FM--FEDERAL EXPRESS	TOTAL	S	0	1 12		1 12
		NS	0			
		AS	0	1 12		1 12
COMMUNITY TOTAL	TOTAL	S	0	1.12		1 12
		NS	0			
		AS	0	1 12		1.12
WICHITA FALLS N 0 00						
(SHEPPARD AFB/WH.FALLS AIR TRML)						
UTAH						
CEDAR CITY N 0 00						
(CEDAR CITY MUNI)						
FM--FEDERAL EXPRESS	TOTAL	S	0	.44		44
		NS	0			
		AS	0	44		44
OGDEN N 0 00						
(OGDEN MUNI) 0 00						
FM--FEDERAL EXPRESS	TOTAL	S	0	82		82
		NS	0			
		AS	0	82		82
AIRPORT TOTAL	TOTAL	S	0	82		82
		NS	0			
		AS	0	82		82
(HILL AFB) 0 00						
COMMUNITY TOTAL BY CARRIER						
FM--FEDERAL EXPRESS	TOTAL	S	0	82		82
		NS	0			
		AS	0	82		82

NOTE S Scheduled
NS Nonscheduled
AS All Service

TABLE 6—Continued
Enplaned Revenue Passengers, and Enplaned Revenue Tons of Freight and Mail By Type of Service, and By Air Carrier
12 Months Ended December 31, 1990

STATE OR U.S. AREA / COMMUNITY / (AIRPORT NAME) / CARRIER / HUB % OF ENPLANEMENTS	OPERATION	SERVICE	ENPLANED PASSENGERS	ENPLANED REVENUE TONS		
				FREIGHT	MAIL	TOTAL FREIGHT AND MAIL
UTAH—Continued						
OGDEN—Continued						
(HILL AFB)—Continued						
COMMUNITY TOTAL	TOTAL	S	0	.82		.82
		NS	0			
		AS	0	.82		.82
ST. GEORGE N 0.00						
(ST. GEORGE MUNI)						
FM—FEDERAL EXPRESS	TOTAL	S	0	57.38		57.38
		NS	0			
		AS	0	57.38		57.38
SALT LAKE CITY L 1.23						
(SALT LAKE CITY INTL)						
AA—AMERICAN AIRLINES	TOTAL	S	175890	372.87	442.12	814.99
		NS	0			
		AS	175890	372.87	442.12	814.99
CO—CONTINENTAL	TOTAL	S	124605	1260.37	949.70	2210.07
		NS	138929			
		AS	263534	1260.37	949.70	2210.07
DL—DELTA AIR LINES	TOTAL	S	4408226	18609.22	14981.43	33590.65
		NS	3565			
		AS	4411791	18609.22	14981.43	33590.65
FM—FEDERAL EXPRESS	TOTAL	S	0	13655.63		13655.63
		NS	8683			
		AS	8683	13655.63		13655.63
HP—AMERICAN WEST	TOTAL	S	142316	412.94	425.13	838 07
		NS	778			
		AS	143094	412.94	425.13	838 07
HU—NORTHERN AIR CARGO	TOTAL	S	0		16.80	16.80
		NS	0		16.80	16 80
		AS	0		33.60	33 60
NW—NORTHWEST AIRLINES	TOTAL	S	56147	65.25	198.70	263.95
		NS	0			
		AS	56147	65.25	198.70	263.95
PA—PAN AMERICAN	TOTAL	S	31984	16.78	48.18	64.96
		NS	0			
		AS	31984	16.78	48.18	64.96
QX—HORIZON AIR	TOTAL	S	19771	27.03	2.11	29.14
		NS	0			
		AS	19771	27.03	2 11	29.14
TW—TRANS WORLD AIR	TOTAL	S	59471	81.74	220.34	302 08
		NS	419			
		AS	59890	81.74	220.34	302.08
UA—UNITED AIR LINES	TOTAL	S	217394	745.18	1487 29	2232.47
		NS	0			
		AS	217394	745.18	1487.29	2232.47
COMMUNITY TOTAL	TOTAL	S	5235804	35247.01	18771.80	54018.81
		NS	152374		16.80	16.80
		AS	5388178	35247.01	18788.60	54035 61
VERMONT						
BURLINGTON S 0.07						
(BURLINGTON INTERNATIONAL)						
CO—CONTINENTAL	TOTAL	S	54798	27.05	206.58	233.63
		NS	0			
		AS	54798	27.05	206.58	233.63
FM—FEDERAL EXPRESS	TOTAL	S	0	1435 47		1435.47
		NS	0			
		AS	0	1435 47		1435.47
UA—UNITED AIR LINES	TOTAL	S	100472	92.31	461.64	553.95
		NS	0			
		AS	100472	92 31	461 64	553.95
US—U S AIR	TOTAL	S	151219	128 15	475.10	603.25

NOTE S Scheduled
NS Nonscheduled
AS - All Service

TABLE 6—Continued
Enplaned Revenue Passengers, and Enplaned Revenue Tons of Freight and Mail By Type of Service, and By Air Carrier
12 Months Ended December 31, 1990

STATE OR U.S. AREA / COMMUNITY / (AIRPORT NAME) / CARRIER / HUB % OF ENPLANEMENTS	OPERATION	SERVICE	ENPLANED PASSENGERS	ENPLANED REVENUE TONS		
				FREIGHT	MAIL	TOTAL FREIGHT AND MAIL
VERMONT—Continued						
BURLINGTON—Continued						
(BURLINGTON INTERNATIONAL)—Continued						
		NS	0			
		AS	151219	128.15	475.10	603 25
COMMUNITY TOTAL	TOTAL	S	306489	1682.98	1143.32	2826.30
		NS	0			
		AS	306489	1682.98	1143.32	2826.30
RUTLAND N 0.00						
(RUTLAND STATE)						
FM—FEDERAL EXPRESS	TOTAL	S	0	55.50		55.50
		NS	0			
		AS	0	55.50		55.50
VIRGINIA						
CHARLOTTESVILLE N 0.00						
(CHARLOTTESVILLE-ALBERMARLE)						
US—U.S AIR	TOTAL	S	47676	22.72	.52	23.24
		NS	0			
		AS	47676	22.72	.52	23.24
ZW—AIR WISCONSIN	TOTAL	S	29052	2.59	.63	3.22
		NS	0			
		AS	29052	2.59	.63	3.22
COMMUNITY TOTAL	TOTAL	S	76728	25.31	1.15	26.46
		NS	0			
		AS	76728	25.31	1.15	26 46
LYNCHBURG N 0 00						
(LYNCHBURG MUN/PRESTON GLEN FLD)						
OE—WESTAIR AIRLINES	TOTAL	S	7735			
		NS	0			
		AS	7735			
US—U S AIR	TOTAL	S	23744	59.80	2.43	62.23
		NS	0			
		AS	23744	59.80	2.43	62.23
COMMUNITY TOTAL	TOTAL	S	31479	59 80	2.43	62 23
		NS	0			
		AS	31479	59.80	2.43	62.23
NEWPORT NEWS/WILLIAMSBURG N 0 00						
(NEWPORT NEWS/WILLIAMSBURG INTL) 0 00						
OE—WESTAIR AIRLINES	TOTAL	S	12746			
		NS	0			
		AS	12746			
US—U S. AIR	TOTAL	S	40345	86.73	.92	87.65
		NS	0			
		AS	40345	86 73	92	87.65
AIRPORT TOTAL	TOTAL	S	53091	86.73	.92	87.65
		NS	0			
		AS	53091	86 73	92	87.65
(LANGLEY AFB) 0.00						
COMMUNITY TOTAL BY CARRIER						
OE--WESTAIR AIRLINES	TOTAL	S	12746			
		NS	0			
		AS	12746			
US—U.S AIR	TOTAL	S	40345	86 73	92	87 65
		NS	0			
		AS	40345	86.73	[illegible]	87.65
COMMUNITY TOTAL	TOTAL	S	53091	86 73	.92	87 65
		NS	0			
		AS	53091	86.73	92	87 65
NORFOLK/VA BCH/PTSMTH/CHESAPKE M 0.29						
(NORFOLK REGIONAL) 0 29						
AA—AMERICAN AIRLINES	TOTAL	S	108731	138 41	312 65	451 06

NOTE S Scheduled
NS Nonscheduled
AS All Service

TABLE 6—Continued
Enplaned Revenue Passengers, and Enplaned Revenue Tons of Freight and Mail By Type of Service, and By Air Carrier
12 Months Ended December 31, 1990

STATE OR U.S. AREA / COMMUNITY / (AIRPORT NAME) / CARRIER / HUB % OF ENPLANEMENTS	OPERATION	SERVICE	ENPLANED PASSENGERS	ENPLANED REVENUE TONS		
				FREIGHT	MAIL	TOTAL FREIGHT AND MAIL
VIRGINIA—Continued						
NORFOLK/VA BCH/PTSMTH/CHESAPKE—Continued						
(NORFOLK REGIONAL)—Continued						
		NS	0			
		AS	108731	138.41	312.65	451.06
CO—CONTINENTAL	TOTAL	S	45811	30.45	42.77	73.22
		NS	149			
		AS	45960	30.45	42.77	73.22
DL—DELTA AIR LINES	TOTAL	S	170606	207.52	496.11	703.63
		NS	204			
		AS	171010	207.52	496.11	703.63
EA—EASTERN AIR LINES	TOTAL	S	104265	146.61	50.62	197.23
		NS	0			
		AS	104265	146.61	50.62	197.23
FM—FEDERAL EXPRESS	TOTAL	S	0	3051.26		3051.26
		NS	0	1.13		1.13
		AS	0	3052.39		3052.39
NW—NORTHWEST AIRLINES	TOTAL	S	67313	104.82	88.49	193.31
		NS	0			
		AS	67313	104.82	88.49	193.31
TW—TRANS WORLD AIR	TOTAL	S	46067	233.43	113.81	347.24
		NS	0			
		AS	46067	233.43	113.81	347.24
UA—UNITED AIR LINES	TOTAL	S	132068	714.34	259.96	974.30
		NS	0			
		AS	132068	714.34	259.96	974.30
US—U.S. AIR	TOTAL	S	579325	743.25	1166.38	1909.63
		NS	107			
		AS	579432	743.25	1166.38	1909.63
AIRPORT TOTAL	TOTAL	S	1254386	5370.09	2530.79	7900.88
		NS	400	1.13		1.13
		AS	1254846	5371.22	2530.79	7902.01
(CHAMBERS NAS) 0.00						
SA—SOUTHERN AIR TRANSPORT	TOTAL	S	0			
		NS	0	2.91		2.91
		AS	0	2.91		2.91
COMMUNITY TOTAL BY CARRIER						
AA—AMERICAN AIRLINES	TOTAL	S	108731	138.41	312.65	451.06
		NS	0			
		AS	108731	138.41	312.65	451.06
CO—CONTINENTAL	TOTAL	S	45811	30.45	42.77	73.22
		NS	149			
		AS	45960	30.45	42.77	73.22
DL—DELTA AIR LINES	TOTAL	S	170606	207.52	496.11	703.63
		NS	204			
		AS	171010	207.52	496.11	703.63
EA—EASTERN AIR LINES	TOTAL	S	104265	146.61	50.62	197.23
		NS	0			
		AS	104265	146.61	50.62	197.23
FM—FEDERAL EXPRESS	TOTAL	S	0	3051.26		3051.26
		NS	0	1.13		1.13
		AS	0	3052.39		3052.39
NW—NORTHWEST AIRLINES	TOTAL	S	67313	104.82	88.49	193.31
		NS	0			
		AS	67313	104.82	88.49	193.31
SA—SOUTHERN AIR TRANSPORT	TOTAL	S	0			
		NS	0	2.91		2.91
		AS	0	2.91		2.91
TW—TRANS WORLD AIR	TOTAL	S	46067	233.43	113.81	347.24
		NS	0			
		AS	46067	233.43	113.81	347.24
UA—UNITED AIR LINES	TOTAL	S	132068	714.34	259.96	974.30

TABLE 6—Continued
Enplaned Revenue Passengers, and Enplaned Revenue Tons of Freight and Mail By Type of Service, and By Air Carrier
12 Months Ended December 31, 1990

STATE OR U.S. AREA / COMMUNITY / (AIRPORT NAME) / CARRIER / HUB % OF ENPLANEMENTS	OPERATION	SERVICE	ENPLANED PASSENGERS	ENPLANED REVENUE TONS		
				FREIGHT	MAIL	TOTAL FREIGHT AND MAIL
VIRGINIA—Continued						
NORFOLK/VA BCH/PTSMTH/CHESAPKE—Continued						
(CHAMBERS NAS)—Continued						
COMMUNITY TOTAL BY CARRIER—Continued						
		NS	0			
		AS	132068	714.34	259.96	974.30
US—U.S. AIR	TOTAL	S	579325	743.25	1166.38	1909.63
		NS	107			
		AS	579432	743.25	1166.38	1909.63
COMMUNITY TOTAL	TOTAL	S	1254386	5370.09	2530.79	7900.88
		NS	460	4.04		4.04
		AS	1254846	5374.13	2530.79	7904.92
RICHMOND S 0.20						
(RICHARD E BYRD FLYING FIELD)						
AA—AMERICAN AIRLINES	TOTAL	S	50123	100.99	185.15	286.14
		NS	0			
		AS	50123	100.99	185.15	286.14
DL—DELTA AIR LINES	TOTAL	S	167793	202.51	1113.86	1316.37
		NS	362			
		AS	168155	202.51	1113.86	1316.37
EA—EASTERN AIR LINES	TOTAL	S	102391	610.96	34.72	645.68
		NS	1224			
		AS	103615	610.96	34.72	645.68
FM—FEDERAL EXPRESS	TOTAL	S	0	4109.08		4109.08
		NS	0			
		AS	0	4109.08		4109.08
KW—PACIFIC INTERSTATE	TOTAL	S	1347			
		NS	0			
		AS	1347			
UA—UNITED AIR LINES	TOTAL	S	73623	40.68	759.84	800.52
		NS	0			
		AS	73623	40.68	759.84	800.52
US—U.S. AIR	TOTAL	S	434521	338.25	1403.96	1742.21
		NS	91			
		AS	434612	338.25	1403.96	1742.21
ZW—AIR WISCONSIN	TOTAL	S	32906	1.48	10.34	11.82
		NS	0			
		AS	32906	1.48	10.34	11.82
COMMUNITY TOTAL	TOTAL	S	862704	5403.95	3507.87	8911.82
		NS	1677			
		AS	864381	5403.95	3507.87	8911.82
ROANOKE S 0.05						
(ROANOKE MUNI)						
EA—EASTERN AIR LINES	TOTAL	S	9893	95.62	.84	96.46
		NS	468			
		AS	10361	95.62	.84	96.46
FM—FEDERAL EXPRESS	TOTAL	S	0	3.94		3.94
		NS	0			
		AS	0	3.94		3.94
US—U.S. AIR	TOTAL	S	166066	134.04	514.61	648.65
		NS	0			
		AS	166066	134.04	514.61	648.65
VK—ZANTOP INTL AIRLINES	TOTAL	S	0	5.00		5.00
		NS	0	5.00		5.00
		AS	0	10.00		10.00
ZW—AIR WISCONSIN	TOTAL	S	48168	14.23	71.96	86.19
		NS	0			
		AS	48168	14.23	71.96	86.19
COMMUNITY TOTAL	TOTAL	S	224127	252.83	587.41	840.24
		NS	468	5.00		5.00
		AS	224595	257.83	587.41	845.24

NOTE. S = Scheduled
NS = Nonscheduled
AS = All Service

TABLE 6—Continued
Enplaned Revenue Passengers, and Enplaned Revenue Tons of Freight and Mail By Type of Service, and By Air Carrier
12 Months Ended December 31, 1990

STATE OR U.S. AREA COMMUNITY (AIRPORT NAME) CARRIER HUB % OF ENPLANEMENTS	OPERATION	SERVICE	ENPLANED PASSENGERS	ENPLANED REVENUE TONS		
				FREIGHT	MAIL	TOTAL FREIGHT AND MAIL
VIRGINIA—Continued						
STAUNTON N 0.00						
(SHENANDOAH VALLEY)						
OE—WESTAIR AIRLINES	TOTAL	S	2716			
		NS	0			
		AS	2716			
WASHINGTON						
OMAK N 0.00						
(OMAK)						
FM—FEDERAL EXPRESS	TOTAL	S	0	8.11		8.11
		NS	0			
		AS	0	8.11		8.11
BELLINGHAM N 0.00						
(BELLINGHAM MUNI)						
AS—ALASKA AIRLINES	TOTAL	S	23355	436.63	1.78	438.41
		NS	0			
		AS	23355	436.63	1.78	438.41
FM—FEDERAL EXPRESS	TOTAL	S	0	260.12		260.12
		NS	0			
		AS	0	260.12		260.12
QX—HORIZON AIR	TOTAL	S	23669	25.00	2.78	27.78
		NS	0			
		AS	23669	25.00	2.78	27.78
US—U.S. AIR	TOTAL	S	37368	388.60	.58	389.18
		NS	0			
		AS	37368	388.60	.58	389.18
COMMUNITY TOTAL	TOTAL	S	84392	1110.35	5.14	1115.49
		NS	0			
		AS	84392	1110.35	5.14	1115.49
BLAINE N 0.00						
(BLAINE MUNICIPAL)						
FM—FEDERAL EXPRESS	TOTAL	S	0	.20		.20
		NS	0			
		AS	0	.20		.20
BREMERTON N 0.00						
(KITSAP COUNTY)						
FM—FEDERAL EXPRESS	TOTAL	S	0	137.06		137.06
		NS	0			
		AS	0	137.06		137.06
EASTSOUND N 0.00						
(ORCAS ISLAND ARPT)						
FM—FEDERAL EXPRESS	TOTAL	S	0	39.72		39.72
		NS	0			
		AS	0	39.72		39.72
EVERETT N 0.00						
(SNOHOMISH COUNTY/PAINE COUNTY)						
FM—FEDERAL EXPRESS	TOTAL	S	0	2.10		2.10
		NS	0			
		AS	0	2.10		2.10
HU—NORTHERN AIR CARGO	TOTAL	S	0		10.60	10.60
		NS	0		10.60	10.60
		AS	0		21.20	21.20
COMMUNITY TOTAL	TOTAL	S	0	2.10	10.60	12.70
		NS	0		10.60	10.60
		AS	0	2.10	21.20	23.30
FRIDAY HARBOR N 0.00						
(FRIDAY HARBOR)						
FM—FEDERAL EXPRESS	TOTAL	S	0	22.20		22.20
		NS	0			
		AS	0	22.20		22.20

NOTE S = Scheduled
NS = Nonscheduled
AS = All Service

TABLE 6—Continued
Enplaned Revenue Passengers, and Enplaned Revenue Tons of Freight and Mail By Type of Service, and By Air Carrier
12 Months Ended December 31, 1990

STATE OR U.S. AREA COMMUNITY (AIRPORT NAME) CARRIER HUB % OF ENPLANEMENTS	OPERATION	SERVICE	ENPLANED PASSENGERS	ENPLANED REVENUE TONS		
				FREIGHT	MAIL	TOTAL FREIGHT AND MAIL
WASHINGTON—Continued						
KENNEWICK N 0.00						
(VISTA FIELD)						
FM—FEDERAL EXPRESS	TOTAL	S	0	.58		.58
		NS	0			
		AS	0	.58		.58
LOPEZ ISLAND N 0.00						
(LOPEZ ISLAND)						
FM—FEDERAL EXPRESS	TOTAL	S	0	2.81		2.81
		NS	0			
		AS	0	2.81		2.81
MOSES LAKE N 0.00						
(GRANT COUNTY)						
FM—FEDERAL EXPRESS	TOTAL	S	0	148.05		148 05
		NS	0			
		AS	0	148 05		148.05
QX—HORIZON AIR	TOTAL	S	4642	12.44	.33	12 77
		NS	0			
		AS	4642	12.44	.33	12.77
UA—UNITED AIR LINES	TOTAL	S	0	.27	1.50	1 77
		NS	0			
		AS	0	.27	1 50	1.77
COMMUNITY TOTAL	TOTAL	S	4642	160 76	1 83	162.59
		NS	0			
		AS	4642	160.76	1.83	162 59
MOUNT VERNON N 0.00						
(SKAGIT REGIONAL/BAY VIEW)						
FM—FEDERAL EXPRESS	TOTAL	S	0	3 35		3 35
		NS	0			
		AS	0	3 35		3 35
OAK HARBOR N 0 00						
(OAK HARBOR AIRPARK)						
FM—FEDERAL EXPRESS	TOTAL	S	0	.70		.70
		NS	0			
		AS	0	70		70
PASCO/KENNEWICK/RICHLAND N 0.00						
(TRI-CITIES)						
DL—DELTA AIR LINES	TOTAL	S	64866	82 92	384 33	467 25
		NS	0			
		AS	64866	82.92	384 33	467 25
FM—FEDERAL EXPRESS	TOTAL	S	0	350 30		350 30
		NS	0			
		AS	0	350.30		350 30
QX—HORIZON AIR	TOTAL	S	55674	45.90	51 84	97.74
		NS	0			
		AS	55674	45.90	51.84	97.74
COMMUNITY TOTAL	TOTAL	S	120540	479 12	436.17	915 29
		NS	0			
		AS	120540	479.12	436 17	915 29
PORT ANGELES N 0 00						
(WILLIAM R FAIRCHILD INTL)						
FM—FEDERAL EXPRESS	TOTAL	S	0	39 56		39 56
		NS	0			
		AS	0	39 56		39 56
HU—NORTHERN AIR CARGO	TOTAL	S	0		25 10	25 10
		NS	0		25 10	25 10
		AS	0		50 20	50 20
QX—HORIZON AIR	TOTAL	S	16868	20 25	1 78	22 03
		NS	0			
		AS	16868	20 25	1 78	22 03
COMMUNITY TOTAL	TOTAL	S	16868	59 81	26 88	86 69

NOTE S Scheduled
NS Nonscheduled
AS All Service

TABLE 6—Continued
Enplaned Revenue Passengers, and Enplaned Revenue Tons of Freight and Mail By Type of Service, and By Air Carrier
12 Months Ended December 31, 1990

STATE OR U.S. AREA COMMUNITY (AIRPORT NAME) CARRIER HUB % OF ENPLANEMENTS	OPERATION	SERVICE	ENPLANED PASSENGERS	ENPLANED REVENUE TONS		
				FREIGHT	MAIL	TOTAL FREIGHT AND MAIL
WASHINGTON—Continued						
PORT ANGELES—Continued						
(WILLIAM R FAIRCHILD INTL)—Continued						
COMMUNITY TOTAL—Continued						
		NS	0		25.10	25.10
		AS	16868	59.81	51.98	111.79
PULLMAN/MOSCOW N 0.00						
(PULLMAN-MOSCOW REGIONAL)						
FM—FEDERAL EXPRESS	TOTAL	S	0	.04		.04
		NS	0			
		AS	0	.04		.04
QX—HORIZON AIR	TOTAL	S	25854	10.04	1.00	11.04
		NS	0			
		AS	25854	10.04	1.00	11 04
COMMUNITY TOTAL	TOTAL	S	25854	10.08	1.00	11.08
		NS	0			
		AS	25854	10.08	1.00	11 08
SEATTLE/TACOMA L 1.68						
(BOEING FIELD INTL.) 0.00						
AA—AMERICAN AIRLINES	TOTAL	S	364		.03	.03
		NS	0			
		AS	364		.03	.03
AS—ALASKA AIRLINES	TOTAL	S	1133	28	.23	51
		NS	215			
		AS	1348	.28	.23	.51
CO—CONTINENTAL	TOTAL	S	120			
		NS	0			
		AS	120			
NW—NORTHWEST AIRLINES	TOTAL	S	322		.35	35
		NS	0			
		AS	322		.35	35
AIRPORT TOTAL	TOTAL	S	1939	.28	.61	89
		NS	215			
		AS	2154	.28	61	89
(SEATTLE-TACOMA INTERNATIONAL) 1 68						
AA—AMERICAN AIRLINES	TOTAL	S	541295	1619.15	1766 07	3385.22
		NS	0			
		AS	541295	1619.15	1766 07	3385.22
AS—ALASKA AIRLINES	TOTAL	S	1504986	18735.88	8175.92	26911 80
		NS	13079	12.36	370 14	382.50
		AS	1518065	18748 24	8546.06	27294 30
CO—CONTINENTAL	TOTAL	S	402517	5913 52	1686.57	7600 09
		NS	22341			
		AS	424858	5913 52	1686 57	7600.09
DL—DELTA AIR LINES	TOTAL	S	702408	8505 99	3949 85	12455.84
		NS	457			
		AS	702865	8505.99	3949 85	12455.84
EA—EASTERN AIR LINES	TOTAL	S	102317	468 10	2182 08	2650 18
		NS	0			
		AS	102317	468 10	2182.08	2650 18
FM—FEDERAL EXPRESS	TOTAL	S	0	17351 19	605.74	17956 93
		NS	557	2307.61		2307 61
		AS	557	19658 80	605.74	20264 54
HA—HAWAIIAN AIRLINES	TOTAL	S	82419	347 39	187.89	535 28
		NS	3795			
		AS	86214	347 39	187 89	535 28
HP—AMERICAN WEST	TOTAL	S	191306	315.23	388 05	703 28
		NS	1480			
		AS	192786	315 23	388 05	703 28
HU—NORTHERN AIR CARGO	TOTAL	S	0	12 40	311 70	324 10
		NS	0	12 40	311 70	324 10
		AS	0	24 80	623 40	648 20

NOTE S Scheduled
NS Nonscheduled
AS All Service

TABLE 6—Continued
Enplaned Revenue Passengers, and Enplaned Revenue Tons of Freight and Mail By Type of Service, and By Air Carrier
12 Months Ended December 31, 1990

STATE OR U.S. AREA / COMMUNITY / (AIRPORT NAME) / CARRIER / HUB % OF ENPLANEMENTS	OPERATION	SERVICE	ENPLANED PASSENGERS	ENPLANED REVENUE TONS		
				FREIGHT	MAIL	TOTAL FREIGHT AND MAIL
WASHINGTON—Continued						
SEATTLE/TACOMA—Continued						
(SEATTLE-TACOMA INTERNATIONAL)—Continued						
JH—AMERIJET INTERNATIONAL	TOTAL	S	0	19.81	3.04	22.85
		NS	0	7.84	.12	7.96
		AS	0	27.65	3.16	30.81
NW—NORTHWEST AIRLINES	TOTAL	S	997692	19430.47	6050.02	25480.49
		NS	188	134.38		134.38
		AS	997880	19564.35	6050.02	25614.87
PA—PAN AMERICAN	TOTAL	S	65433	1580.28	68.28	1648.56
		NS	0			
		AS	65433	1580.28	68.26	1648.56
QX—HORIZON AIR	TOTAL	S	483951	1244.02	228.27	1472.29
		NS	1211			
		AS	485162	1244.02	228.27	1472.29
TW—TRANS WORLD AIR	TOTAL	S	159483	1193 63	1177.62	2371.25
		NS	1893			
		AS	161376	1193.63	1177 62	2371.25
UA—UNITED AIR LINES	TOTAL	S	1752595	23345 54	6102.93	29448.47
		NS	248			
		AS	1752843	23345.54	6102.93	29448.47
US—U.S. AIR	TOTAL	S	353821	797.16	1070.57	1867.73
		NS	122			
		AS	353943	797.16	1070.57	1867.73
9R—ROSENBALM AVATION	TOTAL	S	0	30.35		30.35
		NS	0	25.15		25.15
		AS	0	55.50		55.50
AIRPORT TOTAL	TOTAL	S	7340223	100910.11	33954.60	134864.71
		NS	45371	2499.74	681.96	3181.70
		AS	7385594	103409.85	34636.56	138046.41
COMMUNITY TOTAL BY CARRIER						
AA—AMERICAN AIRLINES	TOTAL	S	541659	1619.15	1766.10	3385.25
		NS	0			
		AS	541659	1619.15	1766.10	3385.25
AS—ALASKA AIRLINES	TOTAL	S	1506119	18736.16	8176.15	26912.31
		NS	13294	12.36	370.14	382.50
		AS	1519413	18748.52	8546.29	27294.81
CO—CONTINENTAL	TOTAL	S	402637	5913.52	1686.57	7600.09
		NS	22341			
		AS	424978	5913.52	1686.57	7600.09
DL—DELTA AIR LINES	TOTAL	S	702408	8505 99	3949.85	12455.84
		NS	457			
		AS	702865	8505.99	3949.85	12455.84
EA—EASTERN AIR LINES	TOTAL	S	102317	468.10	2182.08	2650.18
		NS	0			
		AS	102317	468.10	2182.08	2650.18
FM—FEDERAL EXPRESS	TOTAL	S	0	17351.19	605.74	17956.93
		NS	557	2307 61		2307.61
		AS	557	19658.80	605.74	20264.54
HA—HAWAIIAN AIRLINES	TOTAL	S	82419	347.39	187.89	535.28
		NS	3795			
		AS	86214	347 39	187.89	535 28
HP—AMERICAN WEST	TOTAL	S	191306	315.23	388.05	703.28
		NS	1480			
		AS	192786	315.23	388.05	703.28
HU—NORTHERN AIR CARGO	TOTAL	S	0	12.40	311.70	324.10
		NS	0	12.40	311 70	324 10
		AS	0	24.80	623.40	648.20
JH—AMERIJET INTERNATIONAL	TOTAL	S	0	19 81	3 04	22 85
		NS	0	7 84	.12	7.96
		AS	0	27.65	3 16	30 61
NW—NORTHWEST AIRLINES	TOTAL	S	998014	19430 47	6050.37	25480 84

NOTE S - Scheduled
NS - Nonscheduled
AS - All Service

TABLE 6—Continued
Enplaned Revenue Passengers, and Enplaned Revenue Tons of Freight and Mail By Type of Service, and By Air Carrier
12 Months Ended December 31, 1990

STATE OR U.S. AREA / COMMUNITY / (AIRPORT NAME) / CARRIER / HUB % OF ENPLANEMENTS	OPERATION	SERVICE	ENPLANED PASSENGERS	ENPLANED REVENUE TONS		
				FREIGHT	MAIL	TOTAL FREIGHT AND MAIL
WASHINGTON—Continued						
SEATTLE/TACOMA—Continued						
(SEATTLE-TACOMA INTERNATIONAL)—Continued						
COMMUNITY TOTAL BY CARRIER—Continued						
		NS	188	134.38		134.38
		AS	998202	19564.85	6050.37	25615.22
PA—PAN AMERICAN	TOTAL	S	65433	1580.28	68.28	1648.56
		NS	0			
		AS	65433	1580.28	68.28	1648.56
QX—HORIZON AIR	TOTAL	S	483951	1244.02	228.27	1472.29
		NS	1211			
		AS	485162	1244.02	228.27	1472.29
TW—TRANS WORLD AIR	TOTAL	S	159483	1193.63	1177.62	2371.25
		NS	1893			
		AS	161376	1193.63	1177.62	2371.25
UA—UNITED AIR LINES	TOTAL	S	1752595	23345.54	6102.93	29448.47
		NS	248			
		AS	1752843	23345.54	6102.93	29448.47
US—U S AIR	TOTAL	S	353821	797.16	1070.57	1867.73
		NS	122			
		AS	353943	797.16	1070.57	1867.73
9R—ROSENBALM AVATION	TOTAL	S	0	30.35		30.35
		NS	0	25.15		25.15
		AS	0	55.50		55.50
COMMUNITY TOTAL	TOTAL	S	7342162	100910.39	33955.21	134865.60
		NS	45586	2499.74	681.96	3181.70
		AS	7387748	103410.13	34637.17	138047.30
SPOKANE S 0.17						
(SPOKANE INTERNATIONAL) 0.17						
AA—AMERICAN AIRLINES	TOTAL	S	12			
		NS	100			
		AS	112			
AS—ALASKA AIRLINES	TOTAL	S	118699	236.79	312.18	548.97
		NS	2945			
		AS	121644	236.79	312.18	548.97
CO—CONTINENTAL	TOTAL	S	34428	122.53	136.31	258.84
		NS	443			
		AS	34871	122.53	136.31	258.84
DL—DELTA AIR LINES	TOTAL	S	72047	98.60	261.99	360.59
		NS	140			
		AS	72187	98.60	261.99	360.59
FM—FEDERAL EXPRESS	TOTAL	S	0	6492.85		6492.85
		NS	0			
		AS	0	6492.85		6492.85
HU—NORTHERN AIR CARGO	TOTAL	S	0		8.40	8.40
		NS	0		8.40	8.40
		AS	0		16.80	16.80
NW—NORTHWEST AIRLINES	TOTAL	S	123553	177.03	374.41	551.44
		NS	0			
		AS	123553	177.03	374.41	551.44
QX—HORIZON AIR	TOTAL	S	151618	414.22	199.13	613.35
		NS	0			
		AS	151618	414.22	199.13	613.35
UA—UNITED AIR LINES	TOTAL	S	243344	285.59	982.87	1268.46
		NS	0			
		AS	243344	285.59	982.87	1268.46
AIRPORT TOTAL	TOTAL	S	743701	7827.61	2275.29	10102.90
		NS	3628		8.40	8.40
		AS	747329	7827.61	2283.69	10111.30

NOTE S Scheduled
NS Nonscheduled
AS All Service

TABLE 6—Continued
Enplaned Revenue Passengers, and Enplaned Revenue Tons of Freight and Mail By Type of Service, and By Air Carrier
12 Months Ended December 31, 1990

STATE OR U.S. AREA / COMMUNITY / (AIRPORT NAME) / CARRIER / HUB % OF ENPLANEMENTS	OPERATION	SERVICE	ENPLANED PASSENGERS	ENPLANED REVENUE TONS		
				FREIGHT	MAIL	TOTAL FREIGHT AND MAIL
WASHINGTON—Continued						
SPOKANE—Continued						
(FAIRCHILD AFB) 0.00						
AIRPORT TOTAL						
COMMUNITY TOTAL BY CARRIER						
AA—AMERICAN AIRLINES	TOTAL	S	12			
		NS	100			
		AS	112			
AS—ALASKA AIRLINES	TOTAL	S	118699	236.79	312.18	548.97
		NS	2945			
		AS	121644	236.79	312.18	548.97
CO—CONTINENTAL	TOTAL	S	34428	122.53	136.31	258.84
		NS	443			
		AS	34871	122.53	136.31	258.84
DL—DELTA AIR LINES	TOTAL	S	72047	98.60	261.99	360.59
		NS	140			
		AS	72187	98.60	261.99	360.59
FM—FEDERAL EXPRESS	TOTAL	S	0	6492.85		6492.85
		NS	0			
		AS	0	6492.85		6492.85
HU—NORTHERN AIR CARGO	TOTAL	S	0		8.40	8.40
		NS	0		8.40	8.40
		AS	0		16.80	16.80
NW—NORTHWEST AIRLINES	TOTAL	S	123553	177.03	374.41	551.44
		NS	0			
		AS	123553	177.03	374.41	551.44
QX—HORIZON AIR	TOTAL	S	151618	414.22	199.13	613.35
		NS	0			
		AS	151618	414.22	199.13	613.35
UA—UNITED AIR LINES	TOTAL	S	243344	285.59	982.87	1268.46
		NS	0			
		AS	243344	285.59	982.87	1268.46
COMMUNITY TOTAL	TOTAL	S	743701	7827.61	2275.29	10102.90
		NS	3628		8.40	8.40
		AS	747329	7827.61	2283.69	10111.30
TACOMA N 0.00						
(MCCHORD AFB)						
FF—TOWER AIR	TOTAL	S	0			
		NS	366			
		AS	366			
JW—ARROW AIR	TOTAL	S	0	82.10		82.10
		NS	0	82.10		82.10
		AS	0	164.20		164.20
COMMUNITY TOTAL	TOTAL	S	0	82.10		82.10
		NS	366	82.10		82.10
		AS	366	164.20		164.20
WALLA WALLA N 0.00						
(WALLA WALLA CITY COUNTY)						
QX—HORIZON AIR	TOTAL	S	16852	5.82	1.04	6.86
		NS	0			
		AS	16852	5.82	1.04	6.86
WATERVILLE N 0.00						
(WATERVILLE)						
FM—FEDERAL EXPRESS	TOTAL	S	0	.08		.08
		NS	0			
		AS	0	.08		.08
WENATCHEE N 0.00						
(PANGBORN FIELD)						
FM—FEDERAL EXPRESS	TOTAL	S	0	81.12		81.12
		NS	0			
		AS	0	81.12		81.12

NOTE S - Scheduled
NS - Nonscheduled
AS - All Service

TABLE 6—Continued
Enplaned Revenue Passengers, and Enplaned Revenue Tons of Freight and Mail By Type of Service, and By Air Carrier
12 Months Ended December 31, 1990

STATE OR U.S. AREA / COMMUNITY / (AIRPORT NAME) / CARRIER / HUB % OF ENPLANEMENTS	OPERATION	SERVICE	ENPLANED PASSENGERS	ENPLANED REVENUE TONS		
				FREIGHT	MAIL	TOTAL FREIGHT AND MAIL
WASHINGTON—Continued						
WENATCHEE—Continued						
(PANGBORN FIELD)—Continued						
QX—HORIZON AIR	TOTAL	S	16454	9.57	6.04	15 61
		NS	0			
		AS	16454	9.57	6.04	15.61
COMMUNITY TOTAL	TOTAL	S	16454	90.69	6.04	96.73
		NS	0			
		AS	16454	90.69	6.04	96.73
YAKIMA N 0.00						
(YAKIMA MUNI)						
FM—FEDERAL EXPRESS	TOTAL	S	0	140.22		140.22
		NS	0			
		AS	0	140.22		140 22
QX—HORIZON AIR	TOTAL	S	36184	22 01	12.97	34.98
		NS	0			
		AS	36184	22 01	12.97	34.98
COMMUNITY TOTAL	TOTAL	S	36184	162.23	12.97	175 20
		NS	0			
		AS	36184	162.23	12 97	175 20
WEST VIRGINIA						
ASHLAND/HUNTINGTON N 0 00						
(TRI-STATE/WALKER-LONG FIELD)						
FM—FEDERAL EXPRESS	TOTAL	S	0	398.98		398 98
		NS	0			
		AS	0	398 98		398 98
US—U S AIR	TOTAL	S	61816	26.43	154.89	181.32
		NS	0			
		AS	61816	26 43	154.89	191 32
COMMUNITY TOTAL	TOTAL	S	61816	425.41	154.89	580.30
		NS	0			
		AS	61816	425.41	154 89	580 30
BECKLEY N 0 00						
(RALEIGH COUNTY MEMORIAL)						
FM—FEDERAL EXPRESS	TOTAL	S	0	2 97		2.97
		NS	0			
		AS	0	2 97		2 97
CHARLESTON/DUNBAR N 0 00						
(KANAWHA)						
FM—FEDERAL EXPRESS	TOTAL	S	0	252 39		252 39
		NS	0			
		AS	0	252 39		252 39
US—U.S AIR	TOTAL	S	144126	74 29	146.96	221.25
		NS	0			
		AS	144126	74 29	146 96	221 25
ZW—AIR WISCONSIN	TOTAL	S	28071	9.34	11.27	20 61
		NS	0			
		AS	28071	9 34	11 27	20.61
COMMUNITY TOTAL	TOTAL	S	172197	336 02	158.23	494 25
		NS	0			
		AS	172197	336.02	158 23	494.25
PARKERSBURG/MARIETTA N 0 00						
(WOOD COUNTY)						
FM—FEDERAL EXPRESS	TOTAL	S	0	149 46		149 46
		NS	0			
		AS	0	149 46		149 46
WISCONSIN						
CAMP DOUGLAS N 0 00						
(VOLK FIELD)						
FF—TOWER AIR	TOTAL	S	0			
		NS	504			

NOTE S - Scheduled
NS - Nonscheduled
AS All Service

TABLE 6—Continued
Enplaned Revenue Passengers, and Enplaned Revenue Tons of Freight and Mail By Type of Service, and By Air Carrier
12 Months Ended December 31, 1990

STATE OR U.S. AREA / COMMUNITY / (AIRPORT NAME) / CARRIER / HUB % OF ENPLANEMENTS	OPERATION	SERVICE	ENPLANED PASSENGERS	ENPLANED REVENUE TONS		
				FREIGHT	MAIL	TOTAL FREIGHT AND MAIL
WISCONSIN—Continued						
CAMP DOUGLAS—Continued						
(VOLK FIELD)—Continued						
		AS	504			
GREEN BAY/CLINTONVILLE N 0.00						
(AUSTIN-STRAUBEL FIELD)						
FM—FEDERAL EXPRESS	TOTAL	S	0	43.09		43.09
		NS	0			
		AS	0	43.09		43.09
NW—NORTHWEST AIRLINES	TOTAL	S	125165	118.15	142.16	260.31
		NS	953			
		AS	126118	118.15	142.16	260.31
ZW—AIR WISCONSIN	TOTAL	S	61395	19.37	9.73	29.10
		NS	0			
		AS	61395	19.37	9.73	29.10
COMMUNITY TOTAL	TOTAL	S	186560	180.61	151.89	332.50
		NS	953			
		AS	187513	180.61	151.89	332.50
LA CROSSE N 0.00						
(LA CROSS MUNI)						
FM—FEDERAL EXPRESS	TOTAL	S	0	339.00		339.00
		NS	0			
		AS	0	339.00		339.00
NW—NORTHWEST AIRLINES	TOTAL	S	60290	56.70	3.10	59.80
		NS	0			
		AS	60290	56.70	3.10	59.80
ZW—AIR WISCONSIN	TOTAL	S	12663	2.19		2.19
		NS	0			
		AS	12663	2.19		2.19
COMMUNITY TOTAL	TOTAL	S	72953	397.89	3.10	400.99
		NS	0			
		AS	72953	397.89	3.10	400.99
LAKE GENEVA N 0.00						
(AMERICANA)						
FM—FEDERAL EXPRESS	TOTAL	S	0	33		33
		NS	0			
		AS	0	33		33
MADISON S 0.10						
(TRUAX FIELD)						
AA—AMERICAN AIRLINES	TOTAL	S	36747	8.35	45.85	54.20
		NS	0			
		AS	36747	8.35	45.85	54.20
CO—CONTINENTAL	TOTAL	S	0			
		NS	302			
		AS	302			
FM—FEDERAL EXPRESS	TOTAL	S	0	3710.13		3710.13
		NS	0			
		AS	0	3710.13		3710.13
ML—MIDWAY AIRLINES	TOTAL	S	4678	4.70	40.64	45.34
		NS	0			
		AS	4678	4.70	40.64	45.34
NW—NORTHWEST AIRLINES	TOTAL	S	191752	125.78	559.71	685.49
		NS	137			
		AS	191889	125.78	559.71	685.49
TW—TRANS WORLD AIR	TOTAL	S	22571	16.45	10.50	26.95
		NS	78			
		AS	22649	16.45	10.50	26.95
UA—UNITED AIR LINES	TOTAL	S	135688	170.25	98.87	269.12
		NS	130			
		AS	135818	170.25	98.87	269.12
YX—MIDWEST EXPRESS	TOTAL	S	25476	8.76	117.86	126.62

NOTE S = Scheduled
NS = Nonscheduled
AS = All Service

TABLE 6—Continued
Enplaned Revenue Passengers, and Enplaned Revenue Tons of Freight and Mail By Type of Service, and By Air Carrier
12 Months Ended December 31, 1990

STATE OR U.S. AREA / COMMUNITY / (AIRPORT NAME) / CARRIER / HUB % OF ENPLANEMENTS	OPERATION	SERVICE	ENPLANED PASSENGERS	ENPLANED REVENUE TONS		
				FREIGHT	MAIL	TOTAL FREIGHT AND MAIL
WISCONSIN—Continued						
MADISON—Continued						
(TRUAX FIELD)—Continued						
		NS	0			
		AS	25476	8.76	117.86	126.62
ZW—AIR WISCONSIN	TOTAL	S	8004	.41	.02	.43
		NS	0			
		AS	8004	.41	.02	.43
COMMUNITY TOTAL	TOTAL	S	424916	4044.83	873.45	4918.28
		NS	647			
		AS	425563	4044.83	873.45	4918.28
MILWAUKEE M 0.44						
(GENERAL MITCHELL FIELD)						
AA—AMERICAN AIRLINES	TOTAL	S	153407	132.02	438.21	570.23
		NS	50			
		AS	153457	132.02	438.21	570.23
CO—CONTINENTAL	TOTAL	S	76715	247.41	345.67	593.08
		NS	1665			
		AS	78380	247.41	345.67	593.08
DL—DELTA AIR LINES	TOTAL	S	88943	232.46	379.28	611.74
		NS	602			
		AS	89545	232.46	379.28	611.74
EA—EASTERN AIR LINES	TOTAL	S	71247	351.62	57.43	409.05
		NS	0			
		AS	71247	351.62	57.43	409.05
FF—TOWER AIR	TOTAL	S	0			
		NS	357			
		AS	357			
FM—FEDERAL EXPRESS	TOTAL	S	0	7356.02	.23	7356.25
		NS	0			
		AS	0	7356.02	.23	7356.25
ML—MIDWAY AIRLINES	TOTAL	S	24826	13.88	140.15	154.03
		NS	50			
		AS	24876	13.88	140.15	154.03
NW—NORTHWEST AIRLINES	TOTAL	S	728599	1540.93	2732.93	4273.86
		NS	93			
		AS	728692	1540.93	2732.93	4273.86
TW—TRANS WORLD AIR	TOTAL	S	91333	166.94	382.90	549.84
		NS	398			
		AS	91731	166.94	382.90	549.84
UA—UNITED AIR LINES	TOTAL	S	126296	101.10	756.97	858.07
		NS	91			
		AS	126387	101.10	756.97	858.07
US—U.S. AIR	TOTAL	S	152582	200.53	622.59	823.12
		NS	92			
		AS	152674	200.53	622.59	823.12
YB—TRANS CONTINENTAL	TOTAL	S	0	9.51		9.51
		NS	0			
		AS	0	9.51		9.51
[illegible]—MIDWEST EXPRESS	TOTAL	S	359328	1394.75	2461.43	3856.18
		NS	6504			
		AS	365832	1394.75	2461.43	3856.18
ZW—AIR WISCONSIN	TOTAL	S	32212	.49	03	.52
		NS	0			
		AS	32212	49	03	.52
COMMUNITY TOTAL	TOTAL	S	1905488	11747.66	8317.82	20065.48
		NS	9902			
		AS	1915390	11747.66	8317.82	20065.48
OSHKOSH/APPLETON N 0.00						
(OUTAGAMIE COUNTY) 0.00						
FM—FEDERAL EXPRESS	TOTAL	S	0	1760.29		1760.29
		NS	0			

S Scheduled
NS Nonscheduled
AS All Service

TABLE 6—Continued
Enplaned Revenue Passengers, and Enplaned Revenue Tons of Freight and Mail By Type of Service, and By Air Carrier
12 Months Ended December 31, 1990

STATE OR U.S. AREA / COMMUNITY / (AIRPORT NAME) / CARRIER / HUB % OF ENPLANEMENTS	OPERATION	SERVICE	ENPLANED PASSENGERS	ENPLANED REVENUE TONS		
				FREIGHT	MAIL	TOTAL FREIGHT AND MAIL
WISCONSIN—Continued						
OSHKOSH/APPLETON—Continued						
(OUTAGAMIE COUNTY)—Continued						
		AS	0	1760.29		1760.29
NW—NORTHWEST AIRLINES	TOTAL	S	7361	4.08		4.08
		NS	0			
		AS	7361	4.08		4.08
YX—MIDWEST EXPRESS	TOTAL	S	24636	107.39	.01	107.40
		NS	0			
		AS	24636	107.39	.01	107.40
ZW—AIR WISCONSIN	TOTAL	S	97309	31.88	19.08	50.96
		NS	0			
		AS	97309	31.88	19.08	50.96
AIRPORT TOTAL	TOTAL	S	129306	1903.64	19.09	1922.73
		NS	0			
		AS	129306	1903.64	19.09	1922.73
(WITTMAN FIELD) 0.00						
FM—FEDERAL EXPRESS	TOTAL	S	0	3.05		3.05
		NS	0			
		AS	0	3.05		3.05
ZW—AIR WISCONSIN	TOTAL	S	12440	3.06	13.35	16.41
		NS	0			
		AS	12440	3.06	13.35	16.41
AIRPORT TOTAL	TOTAL	S	12440	6.11	13.35	19.46
		NS	0			
		AS	12440	6.11	13.35	19.46
COMMUNITY TOTAL BY CARRIER						
FM—FEDERAL EXPRESS	TOTAL	S	0	1763.34		1763.34
		NS	0			
		AS	0	1763.34		1763.34
NW—NORTHWEST AIRLINES	TOTAL	S	7361	4.08		4.08
		NS	0			
		AS	7361	4.08		4.08
YX—MIDWEST EXPRESS	TOTAL	S	24636	107.39	.01	107.40
		NS	0			
		AS	24636	107.39	.01	107.40
ZW—AIR WISCONSIN	TOTAL	S	109749	34.94	32.43	67.37
		NS	0			
		AS	109749	34.94	32.43	67.37
COMMUNITY TOTAL	TOTAL	S	141746	1909.75	32.44	1942.19
		NS	0			
		AS	141746	1909.75	32.44	1942.19
RHINELANDER/LAND O LAKES N 0.00						
(ONEIDA COUNTY)						
FM—FEDERAL EXPRESS	TOTAL	S	0	2.44		2.44
		NS	0			
		AS	0	2.44		2.44
ZW—AIR WISCONSIN	TOTAL	S	677	.83		.83
		NS	0			
		AS	677	.83		.83
COMMUNITY TOTAL	TOTAL	S	677	3.27		3.27
		NS	0			
		AS	677	3.27		3.27
WAUSAU/STEVENS POINT N 0.00						
(CENTRAL WISCONSIN) 0.00						
FM—FEDERAL EXPRESS	TOTAL	S	0	313.31		313.31
		NS	0			
		AS	0	313 31		313 31
ZW—AIR WISCONSIN	TOTAL	S	34669	17.67	1.18	18.85
		NS	0			
		AS	34669	17.67	1 18	18.85
AIRPORT TOTAL	TOTAI	S	34669	330 98	1 18	332.16

NOTE S = Scheduled
NS = Nonscheduled
AS = All Service

TABLE 6—Continued
Enplaned Revenue Passengers, and Enplaned Revenue Tons of Freight and Mail By Type of Service, and By Air Carrier
12 Months Ended December 31, 1990

STATE OR U.S. AREA / COMMUNITY / (AIRPORT NAME) / CARRIER / HUB % OF ENPLANEMENTS	OPERATION	SERVICE	ENPLANED PASSENGERS	ENPLANED REVENUE TONS: FREIGHT	ENPLANED REVENUE TONS: MAIL	ENPLANED REVENUE TONS: TOTAL FREIGHT AND MAIL
WISCONSIN—Continued						
WAUSAU/STEVENS POINT—Continued						
(CENTRAL WISCONSIN)—Continued						
AIRPORT TOTAL—Continued						
		NS	0			
		AS	34669	330.98	1.18	332.15
(STEVENS POINT MUNICIPAL) 0.00						
FM—FEDERAL EXPRESS	TOTAL	S	0	1.04		1.04
		NS	0			
		AS	0	1.04		1.04
COMMUNITY TOTAL BY CARRIER						
FM—FEDERAL EXPRESS	TOTAL	S	0	314.35		314.35
		NS	0			
		AS	0	314.35		314.35
ZW—AIR WISCONSIN	TOTAL	S	34669	17.67	1.18	18.85
		NS	0			
		AS	34669	17.67	1.18	18.85
COMMUNITY TOTAL	TOTAL	S	34669	332.02	1.18	333.20
		NS	0			
		AS	34669	332.02	1.18	333 20
WYOMING						
CASPER N 0.00						
(CASPER AIR TERMINAL)						
AP—ASPEN AIRWAYS	TOTAL	S	3255	.91		.91
		NS	0			
		AS	3255	.91		91
DL—DELTA AIR LINES	TOTAL	S	22181	92.08	1.66	93.74
		NS	0			
		AS	22181	92.08	1.66	93.74
FM—FEDERAL EXPRESS	TOTAL	S	0	117.49		117.49
		NS	0			
		AS	0	117.49		117.49
COMMUNITY TOTAL	TOTAL	S	25436	210.48	1.66	212.14
		NS	0			
		AS	25436	210.48	1.66	212.14
CHEYENNE N 0.00						
(CHEYENNE MUNICIPAL) 0.00						
CO—CONTINENTAL	TOTAL	S	0			
		NS	438			
		AS	438			
FM—FEDERAL EXPRESS	TOTAL	S	0	233.87		233.87
		NS	0			
		AS	0	233.87		233.87
AIRPORT TOTAL	TOTAL	S	0	233.87		233.87
		NS	438			
		AS	438	233.87		233.87
(WARREN AFB) 0 00						
COMMUNITY TOTAL BY CARRIER						
CO—CONTINENTAL	TOTAL	S	0			
		NS	438			
		AS	438			
FM—FEDERAL EXPRESS	TOTAL	S	0	233.87		233.87
		NS	0			
		AS	0	233.87		233.87
COMMUNITY TOTAL	TOTAL	S	0	233.87		233.87
		NS	438			
		AS	438	233.87		233.87
CODY N 0 00						
(E.E. FAUST REGIONAL)						
FM—FEDERAL EXPRESS	TOTAL	S	0	21		.21
		NS	0			

NOTE S - Scheduled
NS Nonscheduled
AS - All Service

TABLE 6—Continued
Enplaned Revenue Passengers, and Enplaned Revenue Tons of Freight and Mail By Type of Service, and By Air Carrier
12 Months Ended December 31, 1990

STATE OR U.S. AREA / COMMUNITY / (AIRPORT NAME) / CARRIER / HUB % OF ENPLANEMENTS	OPERATION	SERVICE	ENPLANED PASSENGERS	ENPLANED REVENUE TONS		
				FREIGHT	MAIL	TOTAL FREIGHT AND MAIL
WYOMING—Continued						
CODY—Continued						
(E.E. FAUST REGIONAL)—Continued						
		AS	0	.21		21
GILLETTE N 0.00						
(CAMPBELL)						
AP—ASPEN AIRWAYS	TOTAL	S	4836	3.13	.26	3.39
		NS	0			
		AS	4836	3.13	.26	3.39
FM—FEDERAL EXPRESS	TOTAL	S	0	103.85		103.85
		NS	0			
		AS	0	103.85		103.85
COMMUNITY TOTAL	TOTAL	S	4836	106.98	.26	107.24
		NS	0			
		AS	4836	106.98	.26	107.24
JACKSON N 0.00						
(JACKSON'S HOLE)						
AA—AMERICAN AIRLINES	TOTAL	S	31417	.52	.13	.65
		NS	0			
		AS	31417	.52	.13	.65
AP—ASPEN AIRWAYS	TOTAL	S	5633	.28		.28
		NS	0			
		AS	5633	.28		28
CO—CONTINENTAL	TOTAL	S	10389	1.51	.23	1.74
		NS	130			
		AS	10519	1.51	.23	1.74
DL—DELTA AIR LINES	TOTAL	S	64590	34.42	1.39	35.81
		NS	0			
		AS	64590	34.42	1.39	35 81
FM—FEDERAL EXPRESS	TOTAL	S	0	65.77		65.77
		NS	0			
		AS	0	65.77		65.77
COMMUNITY TOTAL	TOTAL	S	112029	102.50	1.75	104.25
		NS	130			
		AS	112159	102 50	1.75	104.25
LARAMIE N 0.00						
(GENERAL BREES FIELD)						
FM—FEDERAL EXPRESS	TOTAL	S	0	.92		.92
		NS	0			
		AS	0	.92		92
RIVERTON/LANDER N 0.00						
(RIVERTON MUNI)						
FM—FEDERAL EXPRESS	TOTAL	S	0	93.63		93 63
		NS	0			
		AS	0	93.63		93 63
ROCK SPRINGS N 0 00						
(ROCK SPRINGS-SWEETWATER COUNTY)						
FM—FEDERAL EXPRESS	TOTAL	S	0	62 49		62 49
		NS	0			
		AS	0	62.49		62 49
SHERIDAN N 0 00						
(SHERIDAN COUNTY)						
AP—ASPEN AIRWAYS	TOTAL	S	3512	2.16	22	2 36
		NS	0			
		AS	3512	2.16	.22	2 38
FM—FEDERAL EXPRESS	TOTAL	S	0	18.16		18 16
		NS	0			
		AS	0	18 16		18 16
COMMUNITY TOTAL	TOTAL	S	3512	20 32	22	20 54
		NS	0			
		AS	3512	20 32	22	

NOTE S = Scheduled
NS = Nonscheduled
AS = All Service

TABLE 6—Continued
Enplaned Revenue Passengers, and Enplaned Revenue Tons of Freight and Mail By Type of Service, and By Air Carrier
12 Months Ended December 31, 1990

STATE OR U.S. AREA COMMUNITY (AIRPORT NAME) CARRIER HUB % OF ENPLANEMENTS	OPERATION	SERVICE	ENPLANED PASSENGERS	ENPLANED REVENUE TONS		
				FREIGHT	MAIL	TOTAL FREIGHT AND MAIL
WYOMING—Continued						
OVER-ALL TOTAL FOR 50 U.S. STATES	TOTAL	S	431237473	4537803.22	1556712.43	6094515.65
		NS	2017359	91850.51	1309.13	93159.64
		AS	433254832	4629653.73	1558021.56	6187675.29
OTHER U.S. AREAS						
AMERICAN SAMOA						
PAGO PAGO N 0.00						
(PAGO PAGO INTERNATIONAL)						
HA—HAWAIIAN AIRLINES	TOTAL	S	25306	122.11	67.33	189.44
		NS	0			
		AS	25306	122.11	67.33	189.44
COMMUNITY TOTAL	TOTAL	S	25306	122.11	67.33	189.44
		NS	0			
		AS	25306	122.11	67.33	189.44
PALAU ISLANDS						
KOROR N 0.00						
(AIRAI)						
CO—CONTINENTAL	TOTAL	S	34284	1295.67	24.34	1320.01
		NS	0			
		AS	34284	1295.67	24.34	1320.01
GUAM						
GUAM S 0.18						
(AGANA FIELD) 0.18						
CO—CONTINENTAL	TOTAL	S	629274	14654.46	2098.62	16753.08
		NS	1639			
		AS	630913	14654.46	2098.62	16753.08
HA—HAWAIIAN AIRLINES	TOTAL	S	6995	32.53	182.05	214.58
		NS	14691			
		AS	21686	32.53	182.05	214.58
NW—NORTHWEST AIRLINES	TOTAL	S	117950	6115.67	76.90	6192.57
		NS	0			
		AS	117950	6115.67	76.90	6192.57
AIRPORT TOTAL	TOTAL	S	754219	20802.66	2357.57	23160.23
		NS	16330			
		AS	770549	20802.66	2357.57	23160.23
(ANDERSON AFB) 0.00						
AIRPORT TOTAL						
COMMUNITY TOTAL BY CARRIER						
CO—CONTINENTAL	TOTAL	S	629274	14654.46	2098.62	16753.08
		NS	1639			
		AS	630913	14654.46	2098.62	16753.08
HA—HAWAIIAN AIRLINES	TOTAL	S	6995	32.53	182.05	214.58
		NS	14691			
		AS	21686	32.53	182.05	214.58
NW—NORTHWEST AIRLINES	TOTAL	S	117950	6115.67	76.90	6192.57
		NS	0			
		AS	117950	6115.67	76.90	6192.57
COMMUNITY TOTAL	TOTAL	S	754219	20802.66	2357.57	23160.23
		NS	16330			
		AS	770549	20802.66	2357.57	23160.23
JOHNSTON ISLAND						
JOHNSTON ISLAND N 0.00						
(JOHNSTON AFB)						
CO—CONTINENTAL	TOTAL	S	383	5.93	7.43	13.36
		NS	0			
		AS	383	5.93	7.43	13.36
MARIANA ISLANDS						
ROTA N 0.00						
(ROTA)						
CO—CONTINENTAL	TOTAL	S	30741	153.53	8.58	162.11
		NS	0			

NOTE. S = Scheduled
NS = Nonscheduled
AS = All Service

TABLE 6—Continued
Enplaned Revenue Passengers, and Enplaned Revenue Tons of Freight and Mail By Type of Service, and By Air Carrier
12 Months Ended December 31, 1990

STATE OR U.S. AREA / COMMUNITY / (AIRPORT NAME) / CARRIER / HUB % OF ENPLANEMENTS	OPERATION	SERVICE	ENPLANED PASSENGERS	ENPLANED REVENUE TONS		
				FREIGHT	MAIL	TOTAL FREIGHT AND MAIL
MARIANA ISLANDS—Continued						
ROTA—Continued						
(ROTA)—Continued						
		AS	30741	153.53	8.58	162.11
SAIPAN S 0.06						
(SAIPAN INTERNATIONAL)						
CO—CONTINENTAL	TOTAL	S	258694	1744.15	104.93	1849.08
		NS	447			
		AS	259341	1744.15	104.93	1849.08
NW—NORTHWEST AIRLINES	TOTAL	S	19678	156.81	.08	156.89
		NS	0			
		AS	19678	156.81	.08	156.89
COMMUNITY TOTAL	TOTAL	S	278572	1900.96	105.01	2005.97
		NS	447			
		AS	279019	1900.96	105.01	2005.97
TINIAN N 0.00						
(TINIAN)						
CO—CONTINENTAL	TOTAL	S	575	6.20	.11	6.31
		NS	0			
		AS	575	6.20	.11	6.31
PUERTO RICO						
AGUADILLA N 0.00						
(RAMEY AFB)						
FM—FEDERAL EXPRESS	TOTAL	S	0	3946.33		3946.33
		NS	0			
		AS	0	3946.33		3946.33
KW—PACIFIC INTERSTATE	TOTAL	S	6130			
		NS	862			
		AS	6992			
COMMUNITY TOTAL	TOTAL	S	6130	3946.33		3946.33
		NS	862			
		AS	6992	3946.33		3946.33
MAYAGUEZ N 0.00						
(EL MANI)						
FM—FEDERAL EXPRESS	TOTAL	S	0	3.15		3.15
		NS	0			
		AS	0	3.15		3.15
NA—EXECUTIVE AIRLINES	TOTAL	S	30011			
		NS	0			
		AS	30011			
COMMUNITY TOTAL	TOTAL	S	30011	3.15		3.15
		NS	0			
		AS	30011	3.15		3.15
PONCE N 0.00						
(PONCE)						
EA—EASTERN AIR LINES	TOTAL	S	6609		4.56	4.56
		NS	0			
		AS	6609		4.56	4.56
FM—FEDERAL EXPRESS	TOTAL	S	0	711.43		711.43
		NS	0			
		AS	0	711.43		711.43
KW—PACIFIC INTERSTATE	TOTAL	S	2704			
		NS	164			
		AS	2868			
NA—EXECUTIVE AIRLINES	TOTAL	S	3251		.06	.06
		NS	0			
		AS	3251		.06	.06
COMMUNITY TOTAL	TOTAL	S	12564	711.43	4.62	716.05
		NS	164			
		AS	12728	711.43	4.62	716.05

NOTE: S = Scheduled
NS = Nonscheduled
AS = All Service

TABLE 6—Continued
Enplaned Revenue Passengers, and Enplaned Revenue Tons of Freight and Mail By Type of Service, and By Air Carrier
12 Months Ended December 31, 1990

STATE OR U.S. AREA / COMMUNITY / (AIRPORT NAME) / CARRIER / HUB % OF ENPLANEMENTS	OPERATION	SERVICE	ENPLANED PASSENGERS	ENPLANED REVENUE TONS		
				FREIGHT	MAIL	TOTAL FREIGHT AND MAIL
PUERTO RICO—Continued						
ROOSEVELT ROADS N 0.00						
(ROOSEVELT ROADS NAS)						
SAN JUAN M 0.83						
(LUIS MUNOZ MARIN INTL)						
AA—AMERICAN AIRLINES	TOTAL	S	2383858	31331.33	2690.94	34022.27
		NS	0			
		AS	2383858	31331.33	2690.94	34022.27
DL—DELTA AIR LINES	TOTAL	S	284207	4089.23	539.43	4628.66
		NS	0			
		AS	284207	4089.23	539.43	4628.66
EA—EASTERN AIR LINES	TOTAL	S	275277	653.90	1352.93	2006.83
		NS	1987			
		AS	277264	653.90	1352.93	2006.83
FM—FEDERAL EXPRESS	TOTAL	S	0	10570.77		10570.77
		NS	421			
		AS	421	10570.77		10570.77
JW—ARROW AIR	TOTAL	S	0	14517.46		14517.46
		NS	0	6899.20		6899.20
		AS	0	21416.66		21416.66
NA—EXECUTIVE AIRLINES	TOTAL	S	231546	1.07	5.91	6.98
		NS	0			
		AS	231546	1.07	5.91	6.98
PA—PAN AMERICAN	TOTAL	S	83176	78.40	98.07	176.47
		NS	487			
		AS	83663	78.40	98.07	176.47
TW—TRANS WORLD AIR	TOTAL	S	267187	4506.14	212.38	4718.52
		NS	834			
		AS	268021	4506.14	212.38	4718.52
US—U.S. AIR	TOTAL	S	89110	51.78	16.93	68.71
		NS	0			
		AS	89110	51.78	16.93	68.71
5X—UNITED PARCEL SERVICE	TOTAL	S	0	218.85		218.85
		NS	0			
		AS	0	218.85		218.85
COMMUNITY TOTAL	TOTAL	S	3614361	66018.93	4916.59	70935.52
		NS	3729	6899.20		6899.20
		AS	3618090	72918.13	4916.59	77834.72
ST.THOMAS, U.S. VIRGIN ISLANDS						
CHARLOTTE AMALIE S 0.08						
(HARRY S.TRUMAN)						
AA—AMERICAN AIRLINES	TOTAL	S	120927	361.19	136.79	497.98
		NS	0			
		AS	120927	361.19	136.79	497.98
CO—CONTINENTAL	TOTAL	S	35506	43.71	7.99	51.70
		NS	717			
		AS	36223	43.71	7.99	51.70
EA—EASTERN AIR LINES	TOTAL	S	46094	59.60	16.45	76.05
		NS	185			
		AS	46279	59.60	16.45	76.05
FM—FEDERAL EXPRESS	TOTAL	S	0	158.32		158.32
		NS	0			
		AS	0	158.32		158.32
ML—MIDWAY AIRLINES	TOTAL	S	17592	10.66	19.71	30.37
		NS	0			
		AS	17592	10.66	19.71	30.37
NA—EXECUTIVE AIRLINES	TOTAL	S	74176	9.21	3.14	12.35
		NS	0			
		AS	74176	9.21	3.14	12.35
PA—PAN AMERICAN	TOTAL	S	61687	18.15	202.95	221.10
		NS	249			
		AS	61936	18.15	202.95	221.10

NOTE S = Scheduled
NS = Nonscheduled
AS = All Service

TABLE 6—Continued
Enplaned Revenue Passengers, and Enplaned Revenue Tons of Freight and Mail By Type of Service, and By Air Carrier
12 Months Ended December 31, 1990

STATE OR U.S. AREA COMMUNITY (AIRPORT NAME) CARRIER HUB % OF ENPLANEMENTS	OPERATION	SERVICE	ENPLANED PASSENGERS	ENPLANED REVENUE TONS		
				FREIGHT	MAIL	TOTAL FREIGHT AND MAIL
ST.THOMAS, U.S. VIRGIN ISLANDS—Continued						
CHARLOTTE AMALIE—Continued						
(HARRY S.TRUMAN)—Continued						
COMMUNITY TOTAL	TOTAL	S	355982	660.84	387.03	1047.87
		NS	1151			
		AS	357133	660.84	387.03	1047.87
CHRISTIANSTED, ST.CROIX N 0.00						
(ALEXANDER HAMILTON)						
AA—AMERICAN AIRLINES	TOTAL	S	18258	380.14	49.76	429.90
		NS	0			
		AS	18258	380.14	49.76	429.90
CO—CONTINENTAL	TOTAL	S	6619	.32	.19	.51
		NS	0			
		AS	6619	.32	.19	.51
EA—EASTERN AIR LINES	TOTAL	S	19077	34.30	14.04	48.34
		NS	0			
		AS	19077	34.30	14.04	48.34
FM—FEDERAL EXPRESS	TOTAL	S	0	15.90		15.90
		NS	0			
		AS	0	15.90		15.90
ML—MIDWAY AIRLINES	TOTAL	S	5055	90.57	43.01	133.58
		NS	0			
		AS	5055	90.57	43.01	133.58
NA—EXECUTIVE AIRLINES	TOTAL	S	39378	5.21	1.34	6.55
		NS	0			
		AS	39378	5.21	1.34	6.55
PA—PAN AMERICAN	TOTAL	S	34971	18.94	89.56	108.50
		NS	0			
		AS	34971	18.94	89.56	108.50
COMMUNITY TOTAL	TOTAL	S	123358	545.38	197.90	743.28
		NS	0			
		AS	123358	545.38	197.90	743.28
OVER-ALL TOTAL FOR OTHER U.S. AREAS	TOTAL	S	5266486	96173.12	8076.51	104249.63
		NS	22683	6899.20		6899.20
		AS	5289169	103072.32	8076.51	111148.83
OVER-ALL TOTAL FOR ALL COMMUNITIES, ALL AREAS	TOTAL	S	436503959	4633976.34	1564788.94	6198765.28
		NS	2040042	98749.71	1309.13	100058.84
		AS	438544001	4732726.05	1566098.07	6298824.12

NOTE. S = Scheduled
NS = Nonscheduled
AS = All Service

TABLE 7
Aircraft Departures Scheduled and Aircraft Departures Performed, By Community, By Air Carrier, And By Aircraft Type
12 Months Ended December 31, 1990

STATE OR U.S. AREA COMMUNITY (AIRPORT NAME)	CARRIER	OPERATION	TYPE OF AIRCRAFT	TOTAL DEPARTURES PERFORMED			DEPARTURES SCHEDULED
				SCHEDULED SERVICE	NON SCHEDULED SERVICE	ALL SERVICE	
50 U.S. STATES							
ALABAMA							
BIRMINGHAM							
(BIRMINGHAM MUNI)	AA—AMERICAN AIRLINES	TOTAL	DC-9-80	2284		2284	
			B-727-100	7		7	
			B-727-200	280		280	
			ALL TYPES	2571		2571	2604
	CO—CONTINENTAL	TOTAL	DC-9-30	1		1	
			ALL TYPES	1		1	
	DL—DELTA AIR LINES	TOTAL	B-737-100/200	251	2	253	
			B-757-200	675		675	
			B-767-200	9		9	
			B-767-300	7		7	
			DC-9-30	1221	1	1222	
			DC-9-80	1746		1746	
			B-727-200	2218	1	2219	
			L-1011/100/20	4	1	5	
			L-1011-500	1		1	
			ALL TYPES	6132	5	6137	6151
	EA—EASTERN AIR LINES	TOTAL	B-757-200	14		14	
			DC-9-30	1289		1289	
			DC-9-50	532		532	
			A-300-X4	10		10	
			B-727-200	304	2	306	
			L-1011/100/20	1		1	
			ALL TYPES	2150	2	2152	2110
	FM—FEDERAL EXPRESS	TOTAL	* C-208	396		396	
			* B-727-100	441		441	
			* B-727-200	75		75	
			B-747-200		1	1	
			ALL TYPES	912	1	913	912
	NW—NORTHWEST AIRLINES	TOTAL	DC-9-10	118		118	
			DC-9-30	533		533	
			DC-9-40	13		13	
			DC-9-50	540		540	
			B-727-100	91		91	
			B-727-200	15		15	
			ALL TYPES	1310		1310	1315
	UA—UNITED AIR LINES	TOTAL	B-737-300	336		336	
			B-737-100/200	580		580	
			B-727-100	64		64	
			B-727-200	9		9	
			ALL TYPES	989		989	1002
	US—U.S. AIR	TOTAL	F-28-4000/600	1194		1194	
			FOKKER 100	72		72	
			B-737-400	9		9	
			B-737-300	2		2	
			B-737-100/200	95		95	
			DC-9-30	723		723	
			B-727-200	2	2	4	
			ALL TYPES	2097	2	2099	2122
	WN—SOUTHWEST AIRLINES	TOTAL	B-737-500	80		80	
			B-737-300	1989	2	1991	
			B-737-100/200	1291	1	1292	
			ALL TYPES	3360	3	3363	3375
	ZW—AIR WISCONSIN	TOTAL	BAE-146-300	577		577	
			ALL TYPES	577		577	594
COMMUNITY TOTAL		TOTAL	DC-9-80	4030		4030	
			B-727-100	162		162	
			B-727-200	2828	5	2833	
			DC-9-30	3767	1	3768	

NOTE * = All Cargo Service

TABLE 7—Continued
Aircraft Departures Scheduled and Aircraft Departures Performed, By Community, By Air Carrier, And By Aircraft Type
12 Months Ended December 31, 1990

STATE OR U.S. AREA COMMUNITY (AIRPORT NAME)	CARRIER	OPERATION	TYPE OF AIRCRAFT	TOTAL DEPARTURES PERFORMED			DEPARTURES SCHEDULED
				SCHEDULED SERVICE	NON SCHEDULED SERVICE	ALL SERVICE	
ALABAMA—Continued							
BIRMINGHAM—Continued							
(BIRMINGHAM MUNI)—Continued							
COMMUNITY TOTAL—Continued							
			B-737-100/200	2217	3	2220	
			B-757-200	689		689	
			B-767-200	9		9	
			B-767-300	7		7	
			L-1011/100/20	5	1	6	
			L-1011-500	1		1	
			DC-9-50	1072		1072	
			A-300-X4	10		10	
			* C-208	396		396	
			* B-727-100	441		441	
			* B-727-200	75		75	
			B-747-20		1	1	
			DC-9-10	118		118	
			DC-9-40	13		13	
			B-737-300	2327	2	2329	
			F-28-4000/600	1194		1194	
			FOKKER 100	72		72	
			B-737-400	9		9	
			B-737-500	80		80	
			BAE-146-300	577		577	
			ALL TYPES	20099	13	20112	20185
DOTHAN							
(DOTHAN)	FM—FEDERAL EXPRESS	TOTAL	* C-208	283		283	
			* B-727-100	13		13	
			* B-727-200	8		8	
			ALL TYPES	304		304	304
HUNTSVILLE							
(MADISON COUNTY)	AA--AMERICAN AIRLINES	TOTAL	DC-9-80	2195		2195	
			B-727-100	1		1	
			B-727-200	4		4	
			ALL TYPES	2200		2200	2236
	DL—DELTA AIR LINES	TOTAL	B-737-100/200	783		783	
			DC-9-30	1023		1023	
			DC-9-80	218		218	
			B-727-200	2		2	
			ALL TYPES	2026		2026	2052
	EA—EASTERN AIR LINES	TOTAL	DC-9-30	1238		1238	
			DC-9-50	76		76	
			B-727-200	32		32	
			B-757-200	5		5	
			ALL TYPES	1351		1351	1382
	FM—FEDERAL EXPRESS	TOTAL	* DC-10-30	1		1	
			* C-208	1		1	
			ALL TYPES	2		2	2
	JE—EXPRESS ONE	TOTAL	* B-727-100		42	42	
			ALL TYPES		42	42	
	JH—AMERIJET INTERNATIONAL	TOTAL	* B-727-100		15	15	
			ALL TYPES		15	15	15
	NW—NORTHWEST AIRLINES	TOTAL	DC-9-10	491		491	
			DC-9-30	330		330	
			DC-9-40	9		9	
			DC-9-50	208		208	
			ALL TYPES	1038		1038	1048
	UA—UNITED AIR LINES	TOTAL	B-737-300	669		669	
			B-737-100/200	1030		1030	
			B-727-100	77		77	
			B-727-200	6		6	

NOTE * = All Cargo Services

TABLE 7—Continued
Aircraft Departures Scheduled and Aircraft Departures Performed, By Community, By Air Carrier, And By Aircraft Type
12 Months Ended December 31, 1990

STATE OR U.S. AREA / COMMUNITY (AIRPORT NAME)	CARRIER	OPERATION	TYPE OF AIRCRAFT	TOTAL DEPARTURES PERFORMED			DEPARTURES SCHEDULED
				SCHEDULED SERVICE	NON SCHEDULED SERVICE	ALL SERVICE	
ALABAMA—Continued							
HUNTSVILLE—Continued							
(MADISON COUNTY)—Continued							
			ALL TYPES	1782		1782	1827
	VK—ZANTOP INTL AIRLINES	TOTAL	* L-188A/C		2	2	
			ALL TYPES		2	2	2
	ZW—AIR WISCONSIN	TOTAL	BAE-146-300	1422		1422	
			ALL TYPES	1422		1422	1479
COMMUNITY TOTAL		TOTAL	DC-9-80	2413		2413	
			B-727-100	78		78	
			B-727-200	44		44	
			B-737-100/200	1813		1813	
			DC-9-30	2591		2591	
			DC-9-50	284		284	
			B-757-200	5		5	
			* DC-10-30	1		1	
			* C-208	1		1	
			* B-727-100		57	57	
			DC-9-10	491		491	
			DC-9-40	9		9	
			B-737-300	669		669	
			* L-188A/C		2	2	
			BAE-146-300	1422		1422	
			ALL TYPES	9821	59	9880	10043
MOBILE/PASCAGOULA							
(BATES FIELD)	AA—AMERICAN AIRLINES	TOTAL	DC-9-80	1196		1196	
			B-727-100	83		83	
			B-727-200	508		508	
			ALL TYPES	1787		1787	1820
	CO—CONTINENTAL	TOTAL	DC-9-10	95		95	
			DC-9-30	170		170	
			B-727-100	81		81	
			B-727-200	56		56	
			B-737-300	39		39	
			ALL TYPES	441		441	445
	DL—DELTA AIR LINES	TOTAL	B-737-100/200	117	2	119	
			DC-9-30	1073		1073	
			DC-9-80	2272		2272	
			B-727-200	589		589	
			ALL TYPES	4051	2	4053	4090
	EA—EASTERN AIR LINES	TOTAL	DC-9-30	1293		1293	
			DC-9-50	310		310	
			B-727-200	23		23	
			ALL TYPES	1626		1626	1656
	FM—FEDERAL EXPRESS	TOTAL	* BEECH 18	3		3	
			* C-208	242		242	
			* B-727-100	427		427	
			* B-727-200	83		83	
			ALL TYPES	755		755	755
	JE—EXPRESS ONE	TOTAL	* B-727-100		20	20	
			ALL TYPES		20	20	
	NW—NORTHWEST AIRLINES	TOTAL	DC-9-10	860		860	
			DC-9-30	180		180	
			DC-9-50	10		10	
			D[illegible]	2		2	
			ALL TYPES	1052		1052	1058
COMMUNITY TOTAL		TOTAL	DC-9-80	3468		3468	
			B-727-100	164		164	
			B-727-200	1176		1176	
			DC-9-10	955		955	
			DC-9-30	2716		2716	
			B-737-300	39		39	

NOTE: * = All Cargo Services

TABLE 7—Continued
Aircraft Departures Scheduled and Aircraft Departures Performed, By Community, By Air Carrier, And By Aircraft Type
12 Months Ended December 31, 1990

STATE OR U.S. AREA COMMUNITY (AIRPORT NAME)	CARRIER	OPERATION	TYPE OF AIRCRAFT	TOTAL DEPARTURES PERFORMED			DEPARTURES SCHEDULED
				SCHEDULED SERVICE	NON SCHEDULED SERVICE	ALL SERVICE	
ALABAMA—Continued							
MOBILE/PASCAGOULA—Continued							
(BATES FIELD)—Continued							
COMMUNITY TOTAL—Continued							
			B-737-100/200	117	2	119	
			DC-9-50	320		320	
			* BEECH 18	3		3	
			* C-208	242		242	
			* B-727-100	427	20	447	
			* B-727-200	83		83	
			DC-9-40	2		2	
			ALL TYPES	9712	22	9734	9824
MONTGOMERY							
(DANNELLY FIELD)	DL—DELTA AIR LINES	TOTAL	B-737-100/200	184	2	186	
			DC-9-30	1665		1665	
			DC-9-80	540		540	
			B-727-200	70	5	75	
			B-757-200	1		1	
			ALL TYPES	2460	7	2467	2456
	FM—FEDERAL EXPRESS	TOTAL	* C-208	3		3	
			ALL TYPES	3		3	3
	TW—TRANS WORLD AIR	TOTAL	DC-9-80	1		1	
			B-727-200	1		1	
			ALL TYPES	2		2	
COMMUNITY TOTAL		TOTAL	B-737-100/200	184	2	186	
			DC-9-30	1665		1665	
			DC-9-80	541		541	
			B-727-200	71	5	76	
			B-757-200	1		1	
			* C-208	3		3	
			ALL TYPES	2465	7	2472	2459
ALASKA							
ADAK ISLAND							
(ADAK ISLAND NS)	RV—REEVE ALEUTIAN	TOTAL	L-188A/C	4	247	251	
			B-727-100C/QC	317	60	377	
			ALL TYPES	321	307	628	290
AMCHITKA ISLAND							
(AMCHITKA)	RV—REEVE ALEUTIAN	TOTAL	L-188A/C		14	14	
			B-727-100C/QC	1	16	17	
			ALL TYPES	1	30	31	
ANAKATUVUK							
(ANAKATUVUK PASS)	HU—NORTHERN AIR CARGO	TOTAL	* DC-6	5		5	
			ALL TYPES	5		5	4
ANCHORAGE							
(ANCHORAGE INTERNATIONAL)	AA—AMERICAN AIRLINES	TOTAL	B-727-200	1		1	
			ALL TYPES	1		1	1
	AS—ALASKA AIRLINES	TOTAL	B-737-200C	2871	67	2938	
			* B-737-200C	649		649	
			B-727-100	12		12	
			* B-727-100	2		2	
			B-727-200	6014	4	6018	
			DC-9-80	188		188	
			* B-727-200	1		1	
			ALL TYPES	9737	71	9808	9807
	BF—MARKAIR	TOTAL	* L-100-30	865	284	1149	
			DASH-7	1687	1	1688	
			B-737-200C	5741	10	5751	
			* B-737-200C	481	7	488	
			ALL TYPES	8774	302	9076	9440

NOTE * = All Cargo Services

TABLE 7—Continued
Aircraft Departures Scheduled and Aircraft Departures Performed, By Community, By Air Carrier, And By Aircraft Type
12 Months Ended December 31, 1990

STATE OR U.S. AREA COMMUNITY (AIRPORT NAME)	CARRIER	OPERATION	TYPE OF AIRCRAFT	TOTAL DEPARTURES PERFORMED			DEPARTURES SCHEDULED
				SCHEDULED SERVICE	NON SCHEDULED SERVICE	ALL SERVICE	
ALASKA—Continued							
ANCHORAGE—Continued							
(ANCHORAGE INTERNATIONAL)—Continued							
	CO—CONTINENTAL	TOTAL	B-737-300	197	104	301	
			DC-9-80	81	1	82	
			ALL TYPES	278	105	383	280
	DL—DELTA AIR LINES	TOTAL	B-757-200	1160	1	1161	
			B-767-300	1		1	
			B-727-200	1812		1812	
			L-1011/100/20	206		206	
			L-1011-500	52		52	
			ALL TYPES	3231	1	3232	3268
	FM—FEDERAL EXPRESS	TOTAL	* DC-10-30	1010	15	1025	
			* B-747-200	1518	116	1634	
			* BEECH 18	258		258	
			* C-208	321		321	
			* B-727-100	10		10	
			* B-747	1010	79	1089	
			B-747-200		240	240	
			* B-727-200	157		157	
			* DC-8-73F	1		1	
			ALL TYPES	4285	450	4735	4285
	HA—HAWAIIAN AIRLINES	TOTAL	L-1011/100/20	25		25	
			DC-8-62	20	3	23	
			ALL TYPES	45	3	48	48
	HU—NORTHERN AIR CARGO	TOTAL	* DC-6	2435	316	2751	
			ALL TYPES	2435	316	2751	2411
	JH—AMERIJET INTERNATIONAL	TOTAL	* B-727-100	170		170	
			ALL TYPES	170		170	170
	NW—NORTHWEST AIRLINES	TOTAL	B-747	77	6	83	
			* B-747F	1575	3	1578	
			B-747-400	13		13	
			B-727-200	449		449	
			B-757-200	316		316	
			ALL TYPES	2430	9	2439	2429
	RV—REEVE ALEUTIAN	TOTAL	YS-11	282	11	293	
			L-188A/C	235	53	288	
			B-727-100C/QC	486	6	492	
			ALL TYPES	1003	70	1073	1010
	UA—UNITED AIR LINES	TOTAL	B-737-300	238		238	
			B-757-200	228		228	
			B-727-200	1197		1197	
			B-747-200	2		2	
			B-767-200	28		28	
			B-727-100	4		4	
			DC-10-10	125		125	
			B-747	1	7	8	
			B-747SP	2		2	
			ALL TYPES	1825	7	1832	1877
	5X—UNITED PARCEL SERVICE	TOTAL	* DC-8-73	133		133	
			ALL TYPES	133		133	133
	9R—ROSENBALM AVATION	TOTAL	* DC-8-63F	9	5	14	
			* DC-8-62		15	15	
			* DC-8-73F	106	75	181	
			ALL TYPES	115	95	210	114
AIRPORT TOTAL		TOTAL	B-727-200	9473	4	9477	
			B-737-200C	8612	77	8689	
			* B-737-200C	1130	7	1137	

NOTE * — All Cargo Services

TABLE 7—Continued
Aircraft Departures Scheduled and Aircraft Departures Performed, By Community, By Air Carrier, And By Aircraft Type
12 Months Ended December 31, 1990

STATE OR U.S. AREA COMMUNITY (AIRPORT NAME)	CARRIER	OPERATION	TYPE OF AIRCRAFT	TOTAL DEPARTURES PERFORMED			DEPARTURES SCHEDULED
				SCHEDULED SERVICE	NON SCHEDULED SERVICE	ALL SERVICE	
ALASKA—Continued							
ANCHORAGE—Continued							
(ANCHORAGE INTERNATIONAL)—Continued							
AIRPORT TOTAL—Continued							
			B-727-100	16		16	
			* B-727-100	182		182	
			DC-9-80	269	1	270	
			* B-727-200	158		158	
			* L-100-30	865	284	1149	
			DASH-7	1687	1	1688	
			B-737-300	435	104	539	
			B-757-200	1704	1	1705	
			B-767-300	1		1	
			L-1011/100/20	231		231	
			L-1011-500	52		52	
			* DC-10-30	1010	15	1025	
			* B-747-200	1518	116	1634	
			* BEECH 18	258		258	
			* C-208	321		321	
			* B-747	1010	79	1089	
			B-747-200	2	240	242	
			* DC-8-73F	107	75	182	
			DC-8-62	20	3	23	
			* DC-6	2435	316	2751	
			B-747	78	13	91	
			* B-747F	1575	3	1578	
			B-747-400	13		13	
			YS-11	282	11	293	
			L-188A/C	235	53	288	
			B-727-100C/QC	486	6	492	
			B-767-200	28		28	
			DC-10-10	125		125	
			B-747SP	2		2	
			* DC-8-73	133		133	
			* DC-8-63F	9	5	14	
			* DC-8-62		15	15	
			ALL TYPES	34462	1429	35891	35273
(ELMENDORF AFB)	DL—DELTA AIR LINES	TOTAL	B-727-200	1		1	
			ALL TYPES	1		1	
	FM—FEDERAL EXPRESS	TOTAL	* B-727-200	2		2	
			* B-747-200	3		3	
			ALL TYPES	5		5	5
	HU—NORTHERN AIR CARGO	TOTAL	* DC-6		25	25	
			ALL TYPES		25	25	7
AIRPORT TOTAL		TOTAL	B-727-200	1		1	
			* B-727-200	2		2	
			* B-747-200	3		3	
			* DC-6		25	25	
			ALL TYPES	6	25	31	12
COMMUNITY TOTAL BY CARRIER	AA—AMERICAN AIRLINES	TOTAL	B-727-200	1		1	
			ALL TYPES	1		1	1
	AS—ALASKA AIRLINES	TOTAL	B-737-200C	2871	67	2938	
			* B-737-200C	649		649	
			DC-9-80	188		188	
			B-727-100	12		12	
			* B-727-100	2		2	
			B-727-200	6014	4	6018	
			* B-727-200	1		1	
			ALL TYPES	9737	71	9808	9807
	BF—MARKAIR	TOTAL	* L-100-30	865	284	1149	

NOTE * = All Cargo Services

TABLE 7—Continued
Aircraft Departures Scheduled and Aircraft Departures Performed, By Community, By Air Carrier, And By Aircraft Type
12 Months Ended December 31, 1990

STATE OR U.S. AREA / COMMUNITY (AIRPORT NAME)	CARRIER	OPERATION	TYPE OF AIRCRAFT	TOTAL DEPARTURES PERFORMED			DEPARTURES SCHEDULED
				SCHEDULED SERVICE	NON SCHEDULED SERVICE	ALL SERVICE	
ALASKA—Continued							
ANCHORAGE—Continued							
(ELMENDORF AFB)—Continued							
COMMUNITY TOTAL BY CARRIER—Continued							
			DASH-7	1687	1	1688	
			B-737-200C	5741	10	5751	
			* B-737-200C	481	7	488	
			ALL TYPES	8774	302	9076	9440
	CO—CONTINENTAL	TOTAL	B-737-300	197	104	301	
			DC-9-80	81	1	82	
			ALL TYPES	278	105	383	280
	DL—DELTA AIR LINES	TOTAL	B-757-200	1160	1	1161	
			B-767-300	1		1	
			B-727-200	1813		1813	
			L-1011/100/20	206		206	
			L-1011-500	52		52	
			ALL TYPES	3232	1	3233	3268
	FM—FEDERAL EXPRESS	TOTAL	* BEECH 18	258		258	
			* C-208	321		321	
			* B-727-100	10		10	
			* B-727-200	159		159	
			* DC-10-30	1010	15	1025	
			* B-747	1010	79	1089	
			B-747-200		240	240	
			* B-747-200	1521	116	1637	
			* DC-8-73F	1		1	
			ALL TYPES	4290	450	4740	4290
	HA—HAWAIIAN AIRLINES	TOTAL	L-1011/100/20	25		25	
			DC-8-62	20	3	23	
			ALL TYPES	45	3	48	48
	HU—NORTHERN AIR CARGO	TOTAL	* DC-6	2435	341	2776	
			ALL TYPES	2435	341	2776	2418
	JH—AMERIJET INTERNATIONAL	TOTAL	* B-727-100	170		170	
			ALL TYPES	170		170	170
	NW—NORTHWEST AIRLINES	TOTAL	B-757-200	316		316	
			B-727-200	449		449	
			B-747	77	6	83	
			B-747-400	13		13	
			* B-747F	1575	3	1578	
			ALL TYPES	2430	9	2439	2429
	RV—REEVE ALEUTIAN	TOTAL	YS-11	282	11	293	
			L-188A/C	235	53	288	
			B-727-100C/QC	486	6	492	
			ALL TYPES	1003	70	1073	1010
	UA—UNITED AIR LINES	TOTAL	B-737-300	238		238	
			B-757-200	228		228	
			B-767-200	28		28	
			B-727-100	4		4	
			B-727-200	1197		1197	
			DC-10-10	125		125	
			B-747	1	7	8	
			B-747 200	2		2	
			B-747SP	2		2	
			ALL TYPES	1825	7	1832	1877
	5X—UNITED PARCEL SERVICE	TOTAL	* DC-8-73	133		133	
			ALL TYPES	133		133	133
	9R—ROSENBALM AVATION	TOTAL	* DC-8-63F	9	5	14	
			* DC-8-62		15	15	

NOTE * = All Cargo Services

TABLE 7—Continued
Aircraft Departures Scheduled and Aircraft Departures Performed, By Community, By Air Carrier, And By Aircraft Type
12 Months Ended December 31, 1990

STATE OR U.S. AREA COMMUNITY (AIRPORT NAME)	CARRIER	OPERATION	TYPE OF AIRCRAFT	TOTAL DEPARTURES PERFORMED			DEPARTURES SCHEDULED
				SCHEDULED SERVICE	NON SCHEDULED SERVICE	ALL SERVICE	
ALASKA—Continued							
ANCHORAGE—Continued							
(ELMENDORF AFB)—Continued							
COMMUNITY TOTAL BY CARRIER—Continued							
			* DC-8-73F	106	75	181	
			ALL TYPES	115	95	210	114
COMMUNITY TOTAL		TOTAL	B-727-200	9474	4	9478	
			B-737-200C	8612	77	8689	
			* B 737-200C	1130	7	1137	
			B-727-100	16		16	
			* B-727-100	182		182	
			DC-9-80	269	1	270	
			* B-727-200	160		160	
			* L-100-30	865	284	1149	
			DASH-7	1687	1	1688	
			B-737-300	435	104	539	
			B-757-200	1704	1	1705	
			B-767-300	1		1	
			L-1011/100/20	231		231	
			L-1011-500	52		52	
			* DC-10-30	1010	15	1025	
			* B-747-200	1521	116	1637	
			* BEECH 18	258		258	
			* C-208	321		321	
			* B-747	1010	79	1089	
			B-747-200	2	240	242	
			* DC-8-73F	107	75	182	
			DC-8-62	20	3	23	
			* DC-6	2435	341	2776	
			B-747	78	13	91	
			* B-747F	1575	3	1578	
			B-747-400	13		13	
			YS-11	282	11	293	
			L-188A/C	235	53	288	
			B-727-100C/QC	486	6	492	
			B-767-200	28		28	
			DC-10-10	125		125	
			B-747SP	2		2	
			* DC-8-73	133		133	
			* DC-8-63F	9	5	14	
			* DC-8-62		15	15	
			ALL TYPES	34468	1454	35922	35285
ANIAK							
(ANIAK)	BF—MARKAIR	TOTAL	* L-100-30	44	4	48	
			B-737-200C	202		202	
			* B-737-200C	42		42	
			DASH-7	82		82	
			ALL TYPES	370	4	374	445
	HU—NORTHERN AIR CARGO	TOTAL	* DC-6	302		302	
			ALL TYPES	302		302	306
COMMUNITY TOTAL		TOTAL	* L-100-30	44	4	48	
			B-737-200C	202		202	
			* B-737-200C	42		42	
			DASH-7	82		82	
			* DC-6	302		302	
			ALL TYPES	672	4	676	751
ATQASUK							
(MEADE RIVER)	HU—NORTHERN AIR CARGO	TOTAL	* DC-6	4	1	5	
			ALL TYPES	4	1	5	4

NOTE * = All Cargo Services

TABLE 7—Continued
Aircraft Departures Scheduled and Aircraft Departures Performed, By Community, By Air Carrier, And By Aircraft Type
12 Months Ended December 31, 1990

STATE OR U.S. AREA COMMUNITY (AIRPORT NAME)	CARRIER	OPERATION	TYPE OF AIRCRAFT	TOTAL DEPARTURES PERFORMED			DEPARTURES SCHEDULED
				SCHEDULED SERVICE	NON SCHEDULED SERVICE	ALL SERVICE	
ALASKA—Continued							
BARROW							
(WILEY POST-WILL ROGERS MEM)	BF—MARKAIR	TOTAL	* L-100-30	265	35	300	
			B-737-200C	845		845	
			* B-737-200C	59	1	60	
			ALL TYPES	1169	36	1205	1243
	HU—NORTHERN AIR CARGO	TOTAL	* DC-6	216	2	218	
			ALL TYPES	216	2	218	207
COMMUNITY TOTAL		TOTAL	* L-100-30	265	35	300	
			B-737-200C	845		845	
			* B-737-200C	59	1	60	
			* DC-6	216	2	218	
			ALL TYPES	1385	33	1423	1450
BARTER ISLAND							
(BARTER ISLAND AFS)	HU—NORTHERN AIR CARGO	TOTAL	* DC-6		1	1	
			ALL TYPES		1	1	1
BEAVER							
(BEAVER)	HU—NORTHERN AIR CARGO	TOTAL	* DC-6		3	3	
			ALL TYPES		3	3	3
BETHEL							
(BETHEL)	AS—ALASKA AIRLINES	TOTAL	B-737-200C	602		602	
			* B-737-200C	48		48	
			B-727-200	1		1	
			ALL TYPES	651		651	620
	BF—MARKAIR	TOTAL	* L-100-30	113	13	126	
			B-737-200C	709	2	711	
			* B-737-200C	98		98	
			DASH-7	1		1	
			ALL TYPES	921	15	936	971
	HU—NORTHERN AIR CARGO	TOTAL	* DC-6	730	5	735	
			ALL TYPES	730	5	735	699
COMMUNITY TOTAL		TOTAL	B-737-200C	1311	2	1313	
			* B-737-200C	146		146	
			B-727-200	1		1	
			* L-100-30	113	13	126	
			DASH-7	1		1	
			* DC-6	730	5	735	
			ALL TYPES	2302	20	2322	2290
BETTLES							
(BETTLES)	BF—MARKAIR	TOTAL	* L-100-30	1		1	
			ALL TYPES	1		1	
CANDLE							
(CANDLE NO 2)	BF—MARKAIR	TOTAL	* L-100-30	2		2	
			ALL TYPES	2		2	
CAPE LISBURNE							
(CAPE LISBURNE AFS)	HU—NORTHERN AIR CARGO	TOTAL	* DC-6		4	4	
			ALL TYPES		4	4	2
CAPE NEWENHAM							
(CAPE NEWENHAM AFS)	HU—NORTHERN AIR CARGO	TOTAL	* DC-6		1	1	
			ALL TYPES		1	1	1
CAPE ROMANZOF							
(CAPE ROMANZOF AFS)	HU—NORTHERN AIR CARGO	TOTAL	* DC-6	2	5	7	
			ALL TYPES	2	5	7	6
CHUATHBALUK							
(CHUATHBALUK)	FM—FEDERAL EXPRESS	TOTAL	* C-208	1		1	

NOTE * All Cargo Services

TABLE 7—Continued
Aircraft Departures Scheduled and Aircraft Departures Performed, By Community, By Air Carrier, And By Aircraft Type
12 Months Ended December 31, 1990

STATE OR U.S. AREA / COMMUNITY (AIRPORT NAME)	CARRIER	OPERATION	TYPE OF AIRCRAFT	TOTAL DEPARTURES PERFORMED			DEPARTURES SCHEDULED
				SCHEDULED SERVICE	NON SCHEDULED SERVICE	ALL SERVICE	
ALASKA—Continued							
CHUATHBALUK—Continued							
(CHUATHBALUK)—Continued							
			ALL TYPES	1		1	1
COLD BAY							
(COLD BAY)	BF—MARKAIR	TOTAL	* L-100-30	18	6	24	
			B-737-200C	353		353	
			ALL TYPES	371	6	377	373
	HU—NORTHERN AIR CARGO	TOTAL	* DC-6	15	1	16	
			ALL TYPES	15	1	16	11
	RV—REEVE ALEUTIAN	TOTAL	YS-11	24	2	26	
			L-188A/C	146	1	147	
			B-727-100C/QC	239	5	244	
			ALL TYPES	409	8	417	346
COMMUNITY TOTAL		TOTAL	* L-100-30	18	6	24	
			B-737-200C	353		353	
			* DC-6	15	1	16	
			YS-11	24	2	26	
			L-188A/C	146	1	147	
			B-727-100C/QC	239	5	244	
			ALL TYPES	795	15	810	730
CORDOVA							
(CORDOVA-MILE 13)	AS—ALASKA AIRLINES	TOTAL	B-737-200C	733		733	
			* B-737-200C	51		51	
			B-727-200	6		6	
			ALL TYPES	790		790	752
	HU—NORTHERN AIR CARGO	TOTAL	* DC-6		20	20	
			ALL TYPES		20	20	20
COMMUNITY TOTAL		TOTAL	B-737-200C	733		733	
			* B-737-200C	51		51	
			B-727-200	6		6	
			* DC-6		20	20	
			ALL TYPES	790	20	810	772
DEADHORSE							
(DEADHORSE)	AS—ALASKA AIRLINES	TOTAL	B-737-200C	558		558	
			* B-737-200C	22		22	
			B-727-200	1		1	
			ALL TYPES	581		581	585
	BF—MARKAIR	TOTAL	* L-100-30	256	76	332	
			B-737-200C	1129	1	1130	
			* B-737-200C	20		20	
			ALL TYPES	1405	77	1482	1560
	HU—NORTHERN AIR CARGO	TOTAL	* DC-6	43	1	44	
			ALL TYPES	43	1	44	44
	VK—ZANTOP INTL AIRLINES	TOTAL	* L-188A/C		1	1	
			ALL TYPES		1	1	1
COMMUNITY TOTAL		TOTAL	B-737-200C	1687	1	1688	
			* B-737-200C	42		42	
			B-727-200	1		1	
			* L-100-30	256	76	332	
			* DC-6	43	1	44	
			* L-188A/C		1	1	
			ALL TYPES	2029	79	2108	2190
DILLINGHAM							
(DILLINGHAM MUNI)	AS—ALASKA AIRLINES	TOTAL	* B-737-200C	17		17	
			ALL TYPES	17		17	
	BF—MARKAIR	TOTAL	* L-100-30	75	4	79	
			DASH-7	4		4	

NOTE * = All Cargo Services

TABLE 7—Continued
Aircraft Departures Scheduled and Aircraft Departures Performed, By Community, By Air Carrier, And By Aircraft Type
12 Months Ended December 31, 1990

STATE OR U.S. AREA COMMUNITY (AIRPORT NAME)	CARRIER	OPERATION	TYPE OF AIRCRAFT	TOTAL DEPARTURES PERFORMED			DEPARTURES SCHEDULED
				SCHEDULED SERVICE	NON SCHEDULED SERVICE	ALL SERVICE	
ALASKA—Continued							
DILLINGHAM—Continued							
(DILLINGHAM MUNI)—Continued							
			B-737-200C	776		776	
			* B-737-200C	4		4	
			ALL TYPES	859	4	863	937
	HU—NORTHERN AIR CARGO	TOTAL	* DC-6	484	24	508	
			ALL TYPES	484	24	508	551
COMMUNITY TOTAL		TOTAL	* B-737-200C	21		21	
			* L-100-30	75	4	79	
			DASH-7	4		4	
			B-737-200C	776		776	
			* DC-6	484	24	508	
			ALL TYPES	1360	28	1388	1488
DUTCH HARBOR							
(DUTCH HARBOR)	BF—MARKAIR	TOTAL	* L-100-30	55	4	59	
			B-737-200C	919		919	
			ALL TYPES	974	4	978	1102
	HU—NORTHERN AIR CARGO	TOTAL	* DC-6	291	2	293	
			ALL TYPES	291	2	293	272
COMMUNITY TOTAL		TOTAL	* L-100-30	55	4	59	
			B-737-200C	919		919	
			* DC-6	291	2	293	
			ALL TYPES	1265	6	1271	1374
EMMONAK							
(EMMONAK)	BF—MARKAIR	TOTAL	* L-100-30	4	2	6	
			ALL TYPES	4	2	6	
	HU—NORTHERN AIR CARGO	TOTAL	* DC-6	42	5	47	
			ALL TYPES	42	5	47	46
COMMUNITY TOTAL		TOTAL	* L-100-30	4	2	6	
			* DC-6	42	5	47	
			ALL TYPES	46	7	53	46
FAIRBANKS							
(FAIRBANKS INTERNATIONAL)	AS—ALASKA AIRLINES	TOTAL	B-737-200C	253	2	255	
			* B-737-200C	6		6	
			B-727-100	5		5	
			B-727-200	1960	4	1964	
			DC-9-80	15	1	16	
			ALL TYPES	2239	7	2246	2270
	BF—MARKAIR	TOTAL	* L-100-30	277	94	371	
			B-737-200C	1591	1	1592	
			* B-737-200C	63	2	65	
			ALL TYPES	1931	97	2028	1975
	DL—DELTA AIR LINES	TOTAL	B-727-200	1048		1048	
			ALL TYPES	1048		1048	1089
	FM—FEDERAL EXPRESS	TOTAL	* BEECH 1F	247		247	
			* B-747-200	2		2	
			* DC-8-73F	1		1	
			* DC-10-30		1	1	
			* B-747	1		1	
			ALL TYPES	251	1	252	251
	HU—NORTHERN AIR CARGO	TOTAL	* DC-6	226	10	236	
			ALL TYPES	226	10	236	220
	JH—AMERIJET INTERNATIONAL	TOTAL	* B-727-100	1		1	
			ALL TYPES	1		1	1
	NW—NORTHWEST AIRLINES	TOTAL	B-727-200	1		1	
			* B-747F	3		3	

NOTE. * = All Cargo Services

TABLE 7—Continued
Aircraft Departures Scheduled and Aircraft Departures Performed, By Community, By Air Carrier, And By Aircraft Type
12 Months Ended December 31, 1990

STATE OR U.S. AREA COMMUNITY (AIRPORT NAME)	CARRIER	OPERATION	TYPE OF AIRCRAFT	TOTAL DEPARTURES PERFORMED			DEPARTURES SCHEDULED
				SCHEDULED SERVICE	NON SCHEDULED SERVICE	ALL SERVICE	
ALASKA—Continued							
FAIRBANKS—Continued							
(FAIRBANKS INTERNATIONAL)—Continued							
			ALL TYPES	4		4	
	UA—UNITED AIR LINES	TOTAL	B-727-200	335		335	
			ALL TYPES	335		335	361
AIRPORT TOTAL		TOTAL	B-737-200C	1844	3	1847	
			* B-737-200C	69	2	71	
			B-727-100	5		5	
			B-727-200	3344	4	3348	
			DC-9-80	15	1	16	
			* L-100-30	277	94	371	
			* BEECH 18	247		247	
			* B-747-200	2		2	
			* DC-8-73F	1		1	
			* DC-10-30		1	1	
			* B-747	1		1	
			* DC-6	226	10	236	
			* B-727-100	1		1	
			* B-747F	3		3	
			ALL TYPES	6035	115	6150	6167
(FORT WAINWRIGHT)	HU—NORTHERN AIR CARGO	TOTAL	* DC-6		6	6	
			ALL TYPES		6	6	6
COMMUNITY TOTAL BY CARRIER	AS—ALASKA AIRLINES	TOTAL	B-737-200C	253	2	255	
			* B-737-200C	6		6	
			DC-9-80	15	1	16	
			B-727-100	5		5	
			B-727-200	1960	4	1964	
			ALL TYPES	2239	7	2246	2270
	BF—MARKAIR	TOTAL	* L-100-30	277	94	371	
			B-737-200C	1591	1	1592	
			* B-737-200C	63	2	65	
			ALL TYPES	1931	97	2028	1975
	DL—DELTA AIR LINES	TOTAL	B-727-200	1048		1048	
			ALL TYPES	1048		1048	1089
	FM—FEDERAL EXPRESS	TOTAL	* BEECH 18	247		247	
			* DC-10-30		1	1	
			* B-747	1		1	
			* B-747-200	2		2	
			* DC-8-73F	1		1	
			ALL TYPES	251	1	252	251
	HU—NORTHERN AIR CARGO	TOTAL	* DC-6	226	16	242	
			ALL TYPES	226	16	242	226
	JH—AMERIJET INTERNATIONAL	TOTAL	* B-727-100	1		1	
			ALL TYPES	1		1	1
	NW—NORTHWEST AIRLINES	TOTAL	B-727-200	1		1	
			* B-747F	3		3	
			ALL TYPES	4		4	
	UA—UNITED AIR LINES	TOTAL	B-727-200	335		335	
			ALL TYPES	335		335	361
COMMUNITY TOTAL		TOTAL	B-737-200C	1844	3	1847	
			* B-737-200C	69	2	71	
			B-727-100	5		5	
			B-727-200	3344	4	3348	
			DC-9-80	15	1	16	
			* L-100-30	277	94	371	
			* BEECH 18	247		247	
			* B-747-200	2		2	

NOTE * = All Cargo Services

TABLE 7—Continued
Aircraft Departures Scheduled and Aircraft Departures Performed, By Community, By Air Carrier, And By Aircraft Type
12 Months Ended December 31, 1990

STATE OR U.S. AREA / COMMUNITY (AIRPORT NAME)	CARRIER	OPERATION	TYPE OF AIRCRAFT	TOTAL DEPARTURES PERFORMED			DEPARTURES SCHEDULED
				SCHEDULED SERVICE	NON SCHEDULED SERVICE	ALL SERVICE	
ALASKA—Continued							
FAIRBANKS—Continued							
(FORT WAINWRIGHT)—Continued							
COMMUNITY TOTAL—Continued							
			* DC-8-73F	1		1	
			* DC-10-30		1	1	
			* B-747	1		1	
			* DC-6	226	16	242	
			* B-727-100	1		1	
			* B-747F	3		3	
			ALL TYPES	6035	121	6156	6173
FLAT							
(FLAT)	BF—MARKAIR	TOTAL	* L-100-30	2	2	4	
			ALL TYPES	2	2	4	
	HU—NORTHERN AIR CARGO	TOTAL	* DC-6	5	5	10	
			ALL TYPES	5	5	10	10
COMMUNITY TOTAL		TOTAL	* L-100-30	2	2	4	
			* DC-6	5	5	10	
			ALL TYPES	7	7	14	10
FORT YUKON							
(FORT YUKON MUNI)	HU—NORTHERN AIR CARGO	TOTAL	* DC-6	1	3	4	
			ALL TYPES	1	3	4	3
GALENA							
(GALENA)	BF—MARKAIR	TOTAL	B-737-200C	208	8	216	
			* B-737-200C	2		2	
			DASH-7	83		83	
			* L-100-30	6	5	11	
			ALL TYPES	299	13	312	343
	HU—NORTHERN AIR CARGO	TOTAL	* DC-6	246	5	251	
			ALL TYPES	246	5	251	255
COMMUNITY TOTAL		TOTAL	B-737-200C	208	8	216	
			* B-737-200C	2		2	
			DASH-7	83		83	
			* L-100-30	6	5	11	
			* DC-6	246	5	251	
			ALL TYPES	545	18	563	598
GAMBELL							
(GAMBELL MUNI)	HU—NORTHERN AIR CARGO	TOTAL	* DC-6	5	1	6	
			ALL TYPES	5	1	6	4
GUSTAVUS							
(GUSTAVUS)	AS—ALASKA AIRLINES	TOTAL	B-727-100	76		76	
			B-727-200	12		12	
			B-737-200C	1		1	
			ALL TYPES	89		89	92
HOMER							
(HOMER MUNI)	BF—MARKAIR	TOTAL	B-737-200C	1		1	
			ALL TYPES	1		1	
	FM—FEDERAL EXPRESS	TOTAL	* C-208	70		70	
			ALL TYPES	70		70	70
	HU—NORTHERN AIR CARGO	TOTAL	* DC-6		43	43	
			ALL TYPES		43	43	43
COMMUNITY TOTAL		TOTAL	B-737-200C	1		1	
			* C-208	70		70	
			* DC-6		43	43	
			ALL TYPES	71	43	114	113

NOTE * = All Cargo Services

TABLE 7—Continued
Aircraft Departures Scheduled and Aircraft Departures Performed, By Co. unity, By Air Carrier, And By Aircraft Type
12 Months Ended December 31, 1990

STATE OR U.S. AREA COMMUNITY (AIRPORT NAME)	CARRIER	OPERATION	TYPE OF AIRCRAFT	TOTAL DEPARTURES PERFORMED			DEPARTURES SCHEDULED
				SCHEDULED SERVICE	NON SCHEDULED SERVICE	ALL SERVICE	
ALASKA—Continued							
HOOPER BAY							
(HOOPER BAY)	HU—NORTHERN AIR CARGO	TOTAL	* DC-6	5		5	
			ALL TYPES	5		5	3
ILIAMNA							
(ILIAMNA)	BF—MARKAIR	TOTAL	* L-100-30	1	1	2	
			ALL TYPES	1	1	2	
	HU—NORTHERN AIR CARGO	TOTAL	* DC-6	196	11	209	
			ALL TYPES	198	11	209	229
COMMUNITY TOTAL		TOTAL	* L-100-30	1	1	2	
			* DC-6	196	11	209	
			ALL TYPES	199	12	211	229
JUNEAU							
(JUNEAU MUNI)	AS—ALASKA AIRLINES	TOTAL	B-737-200C	1153	7	1160	
			* B-737-200C	258		258	
			B-727-200	1808		1808	
			B-727-100	168		168	
			ALL TYPES	3387	7	3394	3516
	DL—DELTA AIR LINES	TOTAL	B-727-200	677		677	
			ALL TYPES	677		677	730
	FM—FEDERAL EXPRESS	TOTAL	* BEECH 18	1		1	
			ALL TYPES	1		1	1
COMMUNITY TOTAL		TOTAL	B-737-200C	1153	7	1160	
			* B-737-200C	258		258	
			B-727-200	2485		2485	
			B-727-100	168		168	
			* BEECH 18	1		1	
			ALL TYPES	4065	7	4072	4247
KENAI							
(KENAI MUNI)	AS—ALASKA AIRLINES	TOTAL	* B-737-200C	1		1	
			ALL TYPES	1		1	
	BF—MARKAIR	TOTAL	* L-100-30	4	92	96	
			B-737-200C	23		23	
			DASH-7	185		185	
			* B-737-200C	2		2	
			ALL TYPES	214	92	306	216
	FM—FEDERAL EXPRESS	TOTAL	* C-208	262		262	
			ALL TYPES	262		262	262
	HU—NORTHERN AIR CARGO	TOTAL	* DC-6	30	84	114	
			ALL TYPES	30	84	114	12
COMMUNITY TOTAL		TOTAL	* B-737-200C	3		3	
			* L-100-30	4	92	96	
			B-737-200C	23		23	
			DASH-7	185		185	
			* C-208	262		262	
			* DC-6	30	84	114	
			ALL TYPES	507	176	683	590
KETCHIKAN							
(KETCHIKAN WATERFRONT SPB)	AS—ALASKA AIRLINES	TOTAL	B-737-200C	723	8	731	
			B-727-200	1559	1	1560	
			* B-737-200C	9		9	
			B-727-100	81		81	
			ALL TYPES	2372	9	2381	2391
KING COVE							
(KING COVE)	HU—NORTHERN AIR CARGO	TOTAL	* DC-6	2		2	
			ALL TYPES	2		2	2
KING SALMON							
(KING SALMON)	AS—ALASKA AIRLINES	TOTAL	B-737-200C		1	1	

NOTE * = All Cargo Services

TABLE 7—Continued
Aircraft Departures Scheduled and Aircraft Departures Performed, By Community, By Air Carrier, And By Aircraft Type
12 Months Ended December 31, 1990

STATE OF U.S. AREA COMMUNITY (AIRPORT NAME)	CARRIER	OPERATION	TYPE OF AIRCRAFT	TOTAL DEPARTURES PERFORMED			DEPARTURES SCHEDULED
				SCHEDULED SERVICE	NON SCHEDULED SERVICE	ALL SERVICE	
ALASKA—Continued							
KING SALMON—Continued							
(KING SALMON)—Continued							
			B-727-200	1		1	
			ALL TYPES	1	1	2	
	BF—MARKAIR	TOTAL	* L-100-30	41	88	129	
			DASH-7	29		29	
			B-737-200C	949	8	957	
			* B-737-200C	4		4	
			ALL TYPES	1023	96	1119	1106
	HU—NORTHERN AIR CARGO	TOTAL	* DC-6	486	175	661	
			ALL TYPES	486	175	661	686
	RV—REEVE ALEUTIAN	TOTAL	YS-11	5		5	
			L-188A/C	3	1	4	
			B-727-100C/QC	20		20	
			ALL TYPES	28	1	29	
COMMUNITY TOTAL		TOTAL	B-737-200C	949	9	958	
			B-727-200	1		1	
			* L-100-30	41	88	129	
			DASH-7	29		29	
			* B-737-200C	4		4	
			* DC-6	486	175	661	
			YS-11	5		5	
			L-188A/C	3	1	4	
			B-727-100C/QC	20		20	
			ALL TYPES	1538	273	1811	1792
KLAWOCK							
(KLAWOCK)	HU—NORTHERN AIR CARGO	TOTAL	* DC-6		2	2	
			ALL TYPES		2	2	2
KODIAK							
(KODIAK NS/INNER HARBOR SPB)	BF—MARKAIR	TOTAL	* L-100-30	7	2	9	
			DASH-7	167		167	
			B-737-200C	1158		1158	
			ALL TYPES	1332	2	1334	1508
	HU—NORTHERN AIR CARGO	TOTAL	* DC-6	393	35	428	
			ALL TYPES	393	35	428	466
COMMUNITY TOTAL		TOTAL	* L-100-30	7	2	9	
			DASH-7	167		167	
			B-737-200C	1158		1158	
			* DC-6	393	35	428	
			ALL TYPES	1725	37	1762	1974
KOTZEBUE							
(KOTZEBUE)	AS—ALASKA AIRLINES	TOTAL	B-737-200C	921	11	932	
			* B-737-200C	37		37	
			B-727-200	19		19	
			ALL TYPES	977	11	988	1002
	BF—MARKAIR	TOTAL	* L-100-30	133	46	179	
			* B-737-200C	124	1	125	
			ALL TYPES	257	47	304	232
	HU—NORTHERN AIR CARGO	TOTAL	* DC-6	430	2	432	
			ALL TYPES	430	2	432	363
COMMUNITY TOTAL		TOTAL	B-737-200C	921	11	932	
			* B-737-200C	161	1	162	
			B-727-200	19		19	
			* L-100-30	133	46	179	
			* DC-6	430	2	432	
			ALL TYPES	1664	60	1724	1597

NOTE * = All Cargo Services

TABLE 7—Continued
Aircraft Departures Scheduled and Aircraft Departures Performed, By Community, By Air Carrier, And By Aircraft Type
12 Months Ended December 31, 1990

STATE OR U.S. AREA COMMUNITY (AIRPORT NAME)	CARRIER	OPERATION	TYPE OF AIRCRAFT	TOTAL DEPARTURES PERFORMED			DEPARTURES SCHEDULED
				SCHEDULED SERVICE	NON SCHEDULED SERVICE	ALL SERVICE	
ALASKA—Continued							
KUPARUK							
(KUPARUK)	BF—MARKAIR	TOTAL	* L-100-30	5	6	11	
			ALL TYPES	5	6	11	
MCGRATH							
(MCGRATH)	BF—MARKAIR	TOTAL	* L-100-30	31	14	45	
			DASH-7	168		165	
			* B-737-200C	6		6	
			B-737-200C	124		124	
			ALL TYPES	329	14	343	412
	HU—NORTHERN AIR CARGO	TOTAL	* DC-6	250	4	254	
			ALL TYPES	250	4	254	266
COMMUNITY TOTAL		TOTAL	* L-100-30	31	14	45	
			DASH-7	168		168	
			* B-737-200C	6		6	
			B-737-200C	124		124	
			* DC-6	250	4	254	
			ALL TYPES	579	18	597	678
MINCHUMINA							
(MINCHUMINA)	HU—NORTHERN AIR CARGO	TOTAL	* DC-6		15	15	
			ALL TYPES		15	15	13
NOME							
(NOME)	AS—ALASKA AIRLINES	TOTAL	B-737-200C	1029	1	1030	
			* B-737-200C	20		20	
			B-727-200	21		21	
			ALL TYPES	1070	1	1071	1065
	BF—MARKAIR	TOTAL	* L-100-30	211	9	220	
			* B-737-200C	139	3	142	
			ALL TYPES	350	12	362	312
	HU—NORTHERN AIR CARGO	TOTAL	* DC-6	276	7	283	
			ALL TYPES	276	7	283	278
COMMUNITY TOTAL		TOTAL	B-737-200C	1029	1	1030	
			* B-737-200C	159	3	162	
			B-727-200	21		21	
			* L-100-30	211	9	220	
			* DC-6	276	7	283	
			ALL TYPES	1696	20	1716	1655
NUIQSUT							
(NUIQSUT)	HU—NORTHERN AIR CARGO	TOTAL	* DC-6	2		2	
			ALL TYPES	2		2	2
NYAC							
(NYAC)	BF—MARKAIR	TOTAL	* L-100-30	1	1	2	
			ALL TYPES	1	1	2	
PETERSBURG							
(PETERSBURG APT/SP BASE)	AS—ALASKA AIRLINES	TOTAL	B-737-200C	671	1	672	
			* B-727-100	1		1	
			* B-737-200C	4		4	
			B-727-100	2		2	
			ALL TYPES	678	1	679	726
POINT HOPE							
(POINT HOPE MUNI)	BF—MARKAIR	TOTAL	* L-100-30	3	9	12	
			ALL TYPES	3	9	12	
	HU—NORTHERN AIR CARGO	TOTAL	* DC-6	1	1	2	
			ALL TYPES	1	1	2	2
COMMUNITY TOTAL		TOTAL	* L-100-30	3	9	12	
			* DC-6	1	1	2	
			ALL TYPES	4	10	14	2

NOTE * = All Cargo Services

TABLE 7—Continued
Aircraft Departures Scheduled and Aircraft Departures Performed, By Community, By Air Carrier, And By Aircraft Type
12 Months Ended December 31, 1990

STATE OR U.S. AREA COMMUNITY (AIRPORT NAME)	CARRIER	OPERATION	TYPE OF AIRCRAFT	TOTAL DEPARTURES PERFORMED			DEPARTURES SCHEDULED
				SCHEDULED SERVICE	NON SCHEDULED SERVICE	ALL SERVICE	
ALASKA—Continued							
POINT LAY							
(POINT LAY DEW STATION)	HU—NORTHERN AIR CARGO	TOTAL	* DC-6	2		2	
			ALL TYPES	2		2	2
PORT HEIDEN							
(PORT HEIDEN)	BF—MARKAIR	TOTAL	* L-100-30	5		5	
			DASH-7	191		191	
			B-737-200C	1		1	
			ALL TYPES	197		197	219
	HU—NORTHERN AIR CARGO	TOTAL	* DC-6	9	3	12	
			ALL TYPES	9	3	12	12
	RV—REEVE ALEUTIAN	TOTAL	YS-11	341	2	343	
			L-188A/C	6		6	
			ALL TYPES	347	2	349	419
COMMUNITY TOTAL		TOTAL	* L-100-30	5		5	
			DASH-7	191		191	
			B-737-200C	1		1	
			* DC-6	9	3	12	
			YS-11	341	2	343	
			L-188A/C	6		6	
			ALL TYPES	553	5	558	650
PORT MOLLER							
(PORT MOLLER AFS)	HU—NORTHERN AIR CARGO	TOTAL	* DC-6	1		1	
			ALL TYPES	1		1	1
PRUDHOE BAY							
(PRUDHOE BAY)	AS—ALASKA AIRLINES	TOTAL	B-737-200C	3		3	
			ALL TYPES	3		3	
RED DEVIL							
(RED DEVIL)	HU—NORTHERN AIR CARGO	TOTAL	* DC-6		9	9	
			ALL TYPES		9	9	9
RED DOG							
(RED DOG)	BF—MARKAIR	TOTAL	* L-100-30	11	32	43	
			ALL TYPES	11	32	43	
	HU—NORTHERN AIR CARGO	TOTAL	* DC-6	163	4	167	
			ALL TYPES	163	4	167	167
COMMUNITY TOTAL		TOTAL	* L-100-30	11	32	43	
			* DC-6	163	4	167	
			ALL TYPES	174	36	210	167
SAINT GEORGE							
(SAINT GEORGE)	BF—MARKAIR	TOTAL	* L-100-30	50		50	
			ALL TYPES	50		50	39
	HU—NORTHERN AIR CARGO	TOTAL	* DC-6	125		125	
			ALL TYPES	125		125	143
COMMUNITY TOTAL		TOTAL	* L-100-30	50		50	
			* DC-6	125		125	
			ALL TYPES	175		175	182
ST. MARYS							
(ST MARYS AIRPORT)	BF—MARKAIR	TOTAL	* L-100-30	63	8	71	
			B-737-200C	182		182	
			* B-737-200C	71		71	
			DASH-7	80		80	
			ALL TYPES	396	8	404	462
	HU—NORTHERN AIR CARGO	TOTAL	* DC-6	484	6	490	
			ALL TYPES	484	6	490	539
COMMUNITY TOTAL		TOTAL	* L-100-30	63	8	71	

NOTE * = All Cargo Services

TABLE 7—Continued
Aircraft Departures Scheduled and Aircraft Departures Performed, By Community, By Air Carrier, And By Aircraft Type
12 Months Ended December 31, 1990

STATE OR U.S. AREA / COMMUNITY / (AIRPORT NAME)	CARRIER	OPERATION	TYPE OF AIRCRAFT	TOTAL DEPARTURES PERFORMED			DEPARTURES SCHEDULED
				SCHEDULED SERVICE	NON SCHEDULED SERVICE	ALL SERVICE	
ALASKA—Continued							
ST. MARYS—Continued							
(ST MARYS AIRPORT)—Continued							
COMMUNITY TOTAL—Continued							
			B-737-200C	182		182	
			* B-737-200C	71		71	
			DASH-7	80		80	
			* DC-6	484	6	490	
			ALL TYPES	880	14	894	1001
ST PAUL							
(ST PAUL ISLAND)	BF—MARKAIR	TOTAL	* L-100-30	43	1	44	
			ALL TYPES	43	1	44	39
	HU—NORTHERN AIR CARGO	TOTAL	* DC-6	208		208	
			ALL TYPES	208		208	236
	RV—REEVE ALEUTIAN	TOTAL	L-188A/C	203		203	
			ALL TYPES	203		203	219
COMMUNITY TOTAL		TOTAL	* L-100-30	43	1	44	
			* DC-6	208		208	
			L-188A/C	203		203	
			ALL TYPES	454	1	455	494
SAND POINT							
(SAND POINT MUNI)	BF—MARKAIR	TOTAL	* L-100-30	6		6	
			DASH-7	180		180	
			ALL TYPES	186		186	196
	HU—NORTHERN AIR CARGO	TOTAL	* DC-6	1		1	
			ALL TYPES	1		1	1
	RV—REEVE ALEUTIAN	TOTAL	YS-11	270	1	271	
			ALL TYPES	270	1	271	269
COMMUNITY TOTAL		TOTAL	* L-100-30	6		6	
			DASH-7	180		180	
			* DC-6	1		1	
			YS-11	270	1	271	
			ALL TYPES	457	1	458	466
SHEMYA							
(SHEMYA AFB)	RV—REEVE ALEUTIAN	TOTAL	L-188A/C		236	236	
			B-727-100C/QC	135	1	136	
			ALL TYPES	135	237	372	125
SHISHMAREF							
(SHISHMAREF)	HU—NORTHERN AIR CARGO	TOTAL	* DC-6	4		4	
			ALL TYPES	4		4	3
SITKA							
(SITKA)	AS—ALASKA AIRLINES	TOTAL	B-737-200C	390		390	
			* B-737-200C	40		40	
			B-727-200	1030	2	1032	
			B-727-100	79		79	
			* B-727-200	1		1	
			ALL TYPES	1540	2	1542	1486
	HU—NORTHERN AIR CARGO	TOTAL	* DC-6		1	1	
			ALL TYPES		1	1	
COMMUNITY TOTAL		TOTAL	B-737-200C	390		390	
			* B-737-200C	40		40	
			B-727-200	1030	2	1032	
			B-727-100	79		79	
			* B-727-200	1		1	
			* DC-6		1	1	
			ALL TYPES	1540	3	1543	1486

NOTE * = All Cargo Services

TABLE 7—Continued
Aircraft Departures Scheduled and Aircraft Departures Performed, By Community, By Air Carrier, And By Aircraft Type
12 Months Ended December 31, 1990

STATE OR U.S. AREA / COMMUNITY (AIRPORT NAME)	CARRIER	OPERATION	TYPE OF AIRCRAFT	TOTAL DEPARTURES PERFORMED			DEPARTURES SCHEDULED
				SCHEDULED SERVICE	NON SCHEDULED SERVICE	ALL SERVICE	
ALASKA—Continued							
SPARREVOHN							
(SPARREVOHN)	BF—MARKAIR	TOTAL	* L-100-30	1	23	24	
			ALL TYPES	1	23	24	
	HU—NORTHERN AIR CARGO	TOTAL	* DC-6		1	1	
			ALL TYPES		1	1	1
COMMUNITY TOTAL		TOTAL	* L-100-30	1	23	24	
			* DC-6		1	1	
			ALL TYPES	1	24	25	1
TANANA							
(RALPH M CALHOUN MEML)	BF—MARKAIR	TOTAL	* L-100-30	1		1	
			ALL TYPES	1		1	
	HU—NORTHERN AIR CARGO	TOTAL	* DC-6	1	1	2	
			ALL TYPES	1	1	2	2
COMMUNITY TOTAL		TOTAL	* L-100-30	1		1	
			* DC-6	1	1	2	
			ALL TYPES	2	1	3	2
TATALINA							
(TATALINA AFS)	HU—NORTHERN AIR CARGO	TOTAL	* DC-6		3	3	
			ALL TYPES		3	3	2
TIN CITY							
(TIN CITY AFS)	BF—MARKAIR	TOTAL	* L-100-30	1	5	6	
			ALL TYPES	1	5	6	
	HU—NORTHERN AIR CARGO	TOTAL	* DC-6		4	4	
			ALL TYPES		4	4	3
COMMUNITY TOTAL		TOTAL	* L-100-30	1	5	6	
			* DC-6		4	4	
			ALL TYPES	1	9	10	3
TOGIAK							
(TOGIAK)	HU—NORTHERN AIR CARGO	TOTAL	* DC-6	14		14	
			ALL TYPES	14		14	14
UMNAK							
(UMNAK AIRPORT)	HU—NORTHERN AIR CARGO	TOTAL	* DC-6	2		2	
			ALL TYPES	2		2	2
UNALAKLEET							
(UNALAKLEET)	BF—MARKAIR	TOTAL	* L-100-30	28	4	32	
			B-737-200C	226		226	
			* B-737-200C	6		6	
			DASH-7	62		62	
			ALL TYPES	322	4	326	310
	HU—NORTHERN AIR CARGO	TOTAL	* DC-6	274	2	276	
			ALL TYPES	274	2	276	282
COMMUNITY TOTAL		TOTAL	* L-100-30	28	4	32	
			B-737-200C	226		226	
			* B-737-200C	6		6	
			DASH-7	62		62	
			* DC-6	274	2	276	
			ALL TYPES	596	6	602	592
UTOPIA							
(INDIAN MOUNTAIN AFS)	HU—NORTHERN AIR CARGO	TOTAL	* DC-6		6	6	
			ALL TYPES		6	6	4
VALDEZ							
(VALDEZ MUNI)	BF—MARKAIR	TOTAL	DASH-7	648		648	
			B-737-200C	2		2	

NOTE * = All Cargo Services

TABLE 7—Continued
Aircraft Departures Scheduled and Aircraft Departures Performed, By Community, By Air Carrier, And By Aircraft Type
12 Months Ended December 31, 1990

STATE OR U.S. AREA / COMMUNITY (AIRPORT NAME)	CARRIER	OPERATION	TYPE OF AIRCRAFT	TOTAL DEPARTURES PERFORMED			DEPARTURES SCHEDULED
				SCHEDULED SERVICE	NON SCHEDULED SERVICE	ALL SERVICE	
ALASKA—Continued							
VALDEZ—Continued							
(VALDEZ MUNI)—Continued							
			ALL TYPES	650		650	728
	HU—NORTHERN AIR CARGO	TOTAL	* DC-6		2	2	
			ALL TYPES		2	2	2
COMMUNITY TOTAL		TOTAL	DASH-7	648		648	
			B-737-200C	2		2	
			* DC-6		2	2	
			ALL TYPES	650	2	652	730
WAINWRIGHT							
(WAINWRIGHT)	BF—MARKAIR	TOTAL	* L-100-30	1	2	3	
			ALL TYPES	1	2	3	
	HU—NORTHERN AIR CARGO	TOTAL	* DC-6	56		56	
			ALL TYPES	56		56	177
COMMUNITY TOTAL		TOTAL	* L-100-30	1	2	3	
			* DC-6	56		56	
			ALL TYPES	57	2	59	177
WALES							
(WALES)	HU—NORTHERN AIR CARGO	TOTAL	* DC-6	5	4	9	
			ALL TYPES	5	4	9	9
WRANGELL							
(WRANGELL)	AS—ALASKA AIRLINES	TOTAL	B-737-200C	666		666	
			* B-737-200C	1		1	
			B-727-100	2		2	
			ALL TYPES	669		669	726
	HU- NORTHERN AIR CARGO	TOTAL	* DC-6		12	12	
			ALL TYPES		12	12	12
COMMUNITY TOTAL		TOTAL	B-737-200C	666		666	
			* B-737-200C	1		1	
			B-727-100	2		2	
			* DC-6		12	12	
			ALL TYPES	669	12	681	738
YAKUTAT							
(YAKUTAT)	AS—ALASKA AIRLINES	TOTAL	B-737-200C	716		716	
			B-727-200	9		9	
			* B-737-200C	42		42	
			ALL TYPES	767		767	726
	HU—NORTHERN AIR CARGO	TOTAL	* DC-6		1	1	
			ALL TYPES		1	1	1
COMMUNITY TOTAL		TOTAL	B-737-200C	716		716	
			B-727-200	9		9	
			* B-737-200C	42		42	
			* DC-6		1	1	
			ALL TYPES	767	1	768	727
YANTARNI BAY							
(YANTARNI BAY)	BF—MARKAIR	TOTAL	* L-100-30	1		1	
			ALL TYPES	1		1	
ARIZONA							
BULLHEAD CITY							
(BULLHEAD CITY)	FM—FEDERAL EXPRESS	TOTAL	* C-208	252		252	
			ALL TYPES	252		252	252
DOUGLAS							
(BISBEE DOUGLAS INTERNATIONAL)	FM—FEDERAL EXPRESS	TOTAL	* C-208	1		1	
			ALL TYPES	1		1	1

NOTE * = Air Cargo Services

TABLE 7—Continued
Aircraft Departures Scheduled and Aircraft Departures Performed, By Community, By Air Carrier, And By Aircraft Type
12 Months Ended December 31, 1990

STATE OR U.S. AREA COMMUNITY (AIRPORT NAME)	CARRIER	OPERATION	TYPE OF AIRCRAFT	TOTAL DEPARTURES PERFORMED			DEPARTURES SCHEDULED
				SCHEDULED SERVICE	NON SCHEDULED SERVICE	ALL SERVICE	
ARIZONA—Continued							
FLAGSTAFF							
(PULLIAM)	FM—FEDERAL EXPRESS	TOTAL	* C-208	249		249	
			ALL TYPES	249		249	249
	HP—AMERICAN WEST	TOTAL	DHC-8	2329		2329	
			B-737-300	4		4	
			ALL TYPES	2333		2333	2470
COMMUNITY TOTAL		TOTAL	* C-208	249		249	
			DHC-8	2329		2329	
			B-737-300	4		4	
			ALL TYPES	2582		2582	2719
GRAND CANYON							
(GRAND CANYON NATL PARK)	HP—AMERICAN WEST	TOTAL	DHC-8	1362	1	1363	
			B-737-300		23	23	
			ALL TYPES	1362	24	1386	1420
LAKE HAVASU CITY							
(LAKE HAVASU CITY)	FM—FEDERAL EXPRESS	TOTAL	* C-208	456		456	
			ALL TYPES	456		456	456
PHOENIX							
(PHOENIX SKY HARBOR INTL)	AA—AMERICAN AIRLINES	TOTAL	B-757-200	13		13	
			B-767-200	494		494	
			B-767-300	190		190	
			DC-9-80	1495	2	1497	
			B-727-100	50		50	
			B-727-200	1620	2	1622	
			DC-10-10	918		918	
			DC-10-30	5		5	
			ALL TYPES	4785	4	4789	4876
	AS—ALASKA AIRLINES	TOTAL	DC-9-80	764	2	766	
			B-727-100	81		81	
			B-727-200	2255	5	2260	
			B-737-200C	1	2	3	
			ALL TYPES	3101	9	3110	3114
	CO—CONTINENTAL	TOTAL	B-737-300	584		584	
			B-737-100/200	9		9	
			B-737-200C	173		173	
			DC-9-10	5		5	
			DC-9-30	140		140	
			DC-9-80	1358	2	1360	
			A-300-X4	11	4	15	
			B-727-100	297	1	298	
			B-727-200	1623	13	1636	
			ALL TYPES	4200	20	4220	4275
	DL—DELTA AIR LINES	TOTAL	B-737-300	1		1	
			B-737-100/200	2259		2259	
			B-757-200	427	1	428	
			B-767-200	1		1	
			B-767-300	2		2	
			B-727-200	5584		5584	
			L-1011/100/20	1	1	2	
			DC-9-80	1		1	
			ALL TYPES	8276	2	8278	8301
	EA—EASTERN AIR LINES	TOTAL	B-757-200	265		265	
			B-727-200	487		487	
			L-1011/100/20		1	1	
			A-300-X4	1		1	
			ALL TYPES	753	1	754	767
	FM—FEDEPAL EXPRESS	TOTAL	* BEECH 18	6		6	
			* C-208	773		773	
			* B-727-100	593		593	
			* B-727-200	495		495	
			* DC-10-10	1		1	
			* DC-10-30		1	1	

NOTE * All Cargo Services

TABLE 7—Continued
Aircraft Departures Scheduled and Aircraft Departures Performed, By Community, By Air Carrier, And By Aircraft Type
12 Months Ended December 31, 1990

STATE OR U.S. AREA COMMUNITY (AIRPORT NAME)	CARRIER	OPERATION	TYPE OF AIRCRAFT	TOTAL DEPARTURES PERFORMED			DEPARTURES SCHEDULED
				SCHEDULED SERVICE	NON SCHEDULED SERVICE	ALL SERVICE	
ARIZONA—Continued							
PHOENIX—Continued							
(PHOENIX SKY HARBOR INTL)—Continued							
			ALL TYPES	1868	1	1869	1868
	HP—AMERICAN WEST	TOTAL	DHC-8	5274	1	5275	
			B-737-300	24904	299	25203	
			B-737-100/200	27937	10	27947	
			B-757-200	5303	21	5324	
			B-747-200	863	4	867	
			ALL TYPES	64281	335	64616	64947
	JH—AMERIJET INTERNATIONAL	TOTAL	* B-727-100	227	264	491	
			ALL TYPES	227	264	491	334
	ML—MIDWAY AIRLINES	TOTAL	B-737-100/200	249		249	
			DC-9-30	1		1	
			DC-9-80	830		830	
			DC-9-15F	2		2	
			ALL TYPES	1082		1082	1091
	NW—NORTHWEST AIRLINES	TOTAL	B-757-200	465		465	
			DC-9-30	621		621	
			DC-9-80	167		167	
			B-727-100	493		493	
			B-727-200	2164	1	2165	
			DC-10-40	293		293	
			B-747	133		133	
			B-747-400	8		8	
			DC-9-40	1		1	
			A-320-200	160		160	
			ALL TYPES	4505	1	4506	4609
	TW—TRANS WORLD AIR	TOTAL	B-767-200	28		28	
			DC-9-80	429	1	430	
			B-727-200	1166	1	1167	
			L-1011/100/20	1193	1	1194	
			B-727-100	10		10	
			ALL TYPES	2826	3	2829	2842
	UA—UNITED AIR LINES	TOTAL	B-737-300	1150		1150	
			B-757-200	298		298	
			B-767-200	49	1	50	
			B-727-100	192		192	
			B-727-200	2664	5	2669	
			DC-10-10	115		115	
			B-737-100/200	180		180	
			DC-8-71		3	3	
			ALL TYPES	4648	9	4657	4674
	US—U.S. AIR	TOTAL	B-737-400	2012		2012	
			B-737-300	6742	1	6743	
			B-737-100/200	1		1	
			B-727-200	240		240	
			BAE-146-200	1		1	
			ALL TYPES	8996	1	8997	9023
	WN—SOUTHWEST AIRLINES	TOTAL	B-737-500	2167		2167	
			B-737-300	16603	1	16604	
			B-737-100/200	19373		19373	
			ALL TYPES	38143	1	38144	38553
AIRPORT TOTAL		TOTAL	B-757-200	6771	22	6793	
			B-767-200	572	1	573	
			B-767-300	192		192	
			DC-9-80	5044	7	5051	
			B-727-100	1123	1	1124	
			B-727-200	17803	27	17830	
			DC-10-10	1033		1033	

NOTE * = All Cargo Services

TABLE 7—Continued
Aircraft Departures Scheduled and Aircraft Departures Performed, By Community, By Air Carrier, And By Aircraft Type
12 Months Ended December 31, 1990

STATE OR U.S. AREA COMMUNITY (AIRPORT NAME)	CARRIER	OPERATION	TYPE OF AIRCRAFT	TOTAL DEPARTURES PERFORMED			DEPARTURES SCHEDULED
				SCHEDULED SERVICE	NON SCHEDULED SERVICE	ALL SERVICE	
ARIZONA—Continued							
PHOENIX—Continued							
(PHOENIX SKY HARBOR INTL)—Continued							
AIRPORT TOTAL—Continued							
			DC-10-30	5		5	
			B-737-200C	174	2	176	
			B-737-300	49984	301	50285	
			B-737-100/200	50008	10	50018	
			DC-9-10	5		5	
			DC-9-30	762		762	
			A-300-X4	12	4	16	
			L-1011/100/20	1194	3	1197	
			* BEECH 18	6		6	
			* C-208	773		773	
			* B-727-100	820	264	1084	
			* B-727-200	495		495	
			* DC-10-10	1		1	
			* DC-10-30		1	1	
			DHC 8	5274	1	5275	
			B-747-200	863	4	867	
			DC-9-15F	2		2	
			DC-10-40	293		293	
			B-747	133		133	
			B-747-400	8		8	
			DC-9-40	1		1	
			A-320-200	160		160	
			DC-8-71		3	3	
			B-737-400	2012		2012	
			BAE-146-200	1		1	
			B-737-500	2167		2167	
			ALL TYPES	147691	651	148342	149274
(LUKE AFB)	VK—ZANTOP INTL AIRLINES	TOTAL	* L-188A/C		73	73	
			ALL TYPES		73	73	73
COMMUNITY TOTAL BY CARRIER	AA—AMERICAN AIRLINES	TOTAL	B-757-200	13		13	
			B-767-200	494		494	
			B-767-300	190		190	
			DC-9-80	1495	2	1497	
			B-727-100	50		50	
			B-727-200	1620	2	1622	
			DC-10-10	918		918	
			DC-10-30	5		5	
			ALL TYPES	4785	4	4789	4876
	AS—ALASKA AIRLINES	TOTAL	B-737-200C	1	2	3	
			DC-9-60	764	2	766	
			B-727-100	81		81	
			B-727-200	2255	5	2260	
			ALL TYPES	3101	9	3110	3114
	CO—CONTINENTAL	TOTAL	B 737-300	584		584	
			B-737-100/200	9		9	
			B-737-200C	173		173	
			DC-9-10	5		5	
			DC-9-30	140		140	
			DC-9-80	1358	2	1360	
			A-300-X4	11	4	15	
			B-727-100	297	1	298	
			B-727-200	1623	13	1636	
			ALL TYPES	4200	20	4220	4275
	DL—DELTA AIR LINES	TOTAL	B-737-300	1		1	
			B-737-100/200	2259		2259	
			B-757-200	427	1	428	
			B-767-200	1		1	
			B-767-300	2		2	

NOTE * All Cargo Services

TABLE 7—Continued
Aircraft Departures Scheduled and Aircraft Departures Performed, By Community, By Air Carrier, And By Aircraft Type
12 Months Ended December 31, 1990

STATE OR U.S. AREA COMMUNITY (AIRPORT NAME)	CARRIER	OPERATION	TYPE OF AIRCRAFT	TOTAL DEPARTURES PERFORMED			DEPARTURES SCHEDULED
				SCHEDULED SERVICE	NON SCHEDULED SERVICE	ALL SERVICE	
ARIZONA—Continued							
PHOENIX—Continued							
(LUKE AFB)—Continued							
COMMUNITY TOTAL BY CARRIER—Continued							
			DC-9-80	1		1	
			B-727-200	5584		5584	
			L-1011/100/20	1	1	2	
			ALL TYPES	8276	2	8278	8301
	EA—EASTERN AIR LINES	TOTAL	B-757-200	265		265	
			A-300-X4	1		1	
			B-727-200	487		487	
			L-1011/100/20		1	1	
			ALL TYPES	753	1	754	767
	FM—FEDERAL EXPRESS	TOTAL	* BEECH 18	6		6	
			* C-208	773		773	
			* B-727-100	593		593	
			* B-727-200	495		495	
			* DC-10-10	1		1	
			* DC-10-30		1	1	
			ALL TYPES	1868	1	1869	1868
	HP—AMERICAN WEST	TOTAL	DHC-8	5274	1	5275	
			B-737-300	24904	299	25203	
			B-737-100/200	27937	10	27947	
			B-757-200	5303	21	5324	
			B-747-200	863	4	867	
			ALL TYPES	64281	335	64616	64947
	JH—AMERIJET INTERNATIONAL	TOTAL	* B-727-100	227	264	491	
			ALL TYPES	227	264	491	334
	ML—MIDWAY AIRLINES	TOTAL	B-737-100/200	249		249	
			DC-9-15F	2		2	
			DC-9-30	1		1	
			DC-9-80	830		830	
			ALL TYPES	1082		1082	1091
	NW—NORTHWEST AIRLINES	TOTAL	B-757-200	465		465	
			DC-9-30	621		621	
			DC-9-40	1		1	
			DC-9-80	167		167	
			A-320-200	160		160	
			B-727-100	493		493	
			B-727-200	2164	1	2165	
			DC-10-40	293		293	
			B-747	133		133	
			B-747-400	8		8	
			ALL TYPES	4505	1	4506	4609
	TW—TRANS WORLD AIR	TOTAL	B-767-200	28		28	
			DC-9-80	429	1	430	
			B-727-100	10		10	
			B-727-200	1166	1	1167	
			L-1011/100/20	1193	1	1194	
			ALL TYPES	2826	3	2829	2842
	UA—UNITED AIR LINES	TOTAL	B-737-300	1150		1150	
			B-737-100/200	180		180	
			B-757-200	298		298	
			B-767-200	49	1	50	
			B-727-100	192		192	
			B-727-200	2664	5	2669	
			DC-10-10	115		115	
			DC-8-71		3	3	
			ALL TYPES	4648	9	4657	4674
	US—U S AIR	TOTAL	B-737-400	2012		2012	
			B-737-300	6742	1	6743	

NOTE * = All Cargo Services

TABLE 7—Continued
Aircraft Departures Scheduled and Aircraft Departures Performed, By Community, By Air Carrier, And By Aircraft Type
12 Months Ended December 31, 1990

STATE OR U.S. AREA COMMUNITY (AIRPORT NAME)	CARRIER	OPERATION	TYPE OF AIRCRAFT	TOTAL DEPARTURES PERFORMED			DEPARTURES SCHEDULED
				SCHEDULED SERVICE	NON SCHEDULED SERVICE	ALL SERVICE	
ARIZONA—Continued							
PHOENIX—Continued							
(LUKE AFB)—Continued							
COMMUNITY TOTAL BY CARRIER—Continued							
			B-737-100/200	1		1	
			B-727-200	240		240	
			BAE-146-200	1		1	
			ALL TYPES	8996	1	8997	9023
	VK—ZANTOP INTL AIRLINES	TOTAL	* L-188A/C		73	73	
			ALL TYPES		73	73	73
	WN—SOUTHWEST AIRLINES	TOTAL	B-737-500	2167		2167	
			B-737-300	16603	1	16604	
			B-737-100/200	19373		19373	
			ALL TYPES	38143	1	38144	38553
COMMUNITY TOTAL		TOTAL	B-757-200	6771	22	6793	
			B-767-200	572	1	573	
			B-767-300	192		192	
			DC-9-80	5044	7	5051	
			B-727-100	1123	1	1124	
			B-727-200	17803	27	17830	
			DC-10-10	1033		1033	
			DC-10-30	5		5	
			B-737-200C	174	2	176	
			B-737-300	49984	301	50285	
			B-737-100/200	50008	10	50018	
			DC-9-10	5		5	
			DC-9-30	762		762	
			A-300-X4	12	4	16	
			L-1011/100/20	1194	3	1197	
			* BEECH 18	6		6	
			* C-208	773		773	
			* B-727-100	820	264	1084	
			* B-727-200	495		495	
			* DC-10-10	1		1	
			* DC-10-30		1	1	
			DHC-8	5274	1	5275	
			B-747-200	863	4	867	
			DC-9-15F	2		2	
			DC-10-40	293		293	
			B-747	133		133	
			B-747-400	8		8	
			DC-9-40	1		1	
			A-320-200	160		160	
			DC-8-71		3	3	
			B-737-400	2012		2012	
			BAE-146-200	1		1	
			B-737-500	2167		2167	
			* L-188A/C		73	73	
			ALL TYPES	147691	724	148415	149347
PRESCOTT							
(PRESCOTT MUN)	FM—FEDERAL EXPRESS	TOTAL	* C-208	252		252	
			ALL TYPES	252		252	252
TUCSON							
(TUCSON INTL)	AA—AMERICAN AIRLINES	TOTAL	B-757-200	1		1	
			B-767-200	171		171	
			B-767-300	5		5	
			DC-9-80	2839		2839	
			B-727-200	6		6	
			B-727-100	3		3	
			DC-10-10	1		1	
			ALL TYPES	3026		3026	3059

NOTE * = All Cargo Services

TABLE 7—Continued
Aircraft Departures Scheduled and Aircraft Departures Performed, By Community, By Air Carrier, And By Aircraft Type
12 Months Ended December 31, 1990

STATE OR U.S. AREA COMMUNITY (AIRPORT NAME)	CARRIER	OPERATION	TYPE OF AIRCRAFT	TOTAL DEPARTURES PERFORMED			DEPARTURES SCHEDULED
				SCHEDULED SERVICE	NON SCHEDULED SERVICE	ALL SERVICE	
ARIZONA—Continued							
TUCSON—Continued							
(TUCSON INTL)—Continued							
	AS—ALASKA AIRLINES	TOTAL	B-727-100	1		1	
			B-727-200	998	1	999	
			DC-9-80	82	1	83	
			ALL TYPES	1081	2	1083	1092
	CO—CONTINENTAL	TOTAL	B-737-300	395		395	
			B-737-200C	271		271	
			DC-9-10	3		3	
			DC-9-30	260		260	
			DC-9-80	248		248	
			B-727-200	293	2	295	
			B-737-100/200	18		18	
			B-727-100	134		134	
			A-300-X4		1	1	
			ALL TYPES	1622	3	1625	1632
	DL—DELTA AIR LINES	TOTAL	B-737-100/200	2259		2259	
			B-757-200		1	1	
			B-727-200	1194	1	1195	
			B-767-200		1	1	
			ALL TYPES	3453	3	3456	3460
	FM—FEDERAL EXPRESS	TOTAL	* B-727-100	110		110	
			* B-727-200	205		205	
			ALL TYPES	315		315	315
	HP—AMERICAN WEST	TOTAL	B-737-300	868	21	889	
			B-737-100/200	3204	1	3205	
			B-757-200	302		302	
			DHC-8	846		846	
			B-747-200		2	2	
			ALL TYPES	5220	24	5244	5360
	NW—NORTHWEST AIRLINES	TOTAL	DC-9-30	362		362	
			B-727-100	28		28	
			B-727-200	359		359	
			ALL TYPES	749		749	760
	OE—WESTAIR AIRLINES	TOTAL	BAE-146-200	414		414	
			ALL TYPES	414		414	419
	TW—TRANS WORLD AIR	TOTAL	B-727-100	26		26	
			B-727-200	984	2	986	
			DC-9-80	69		69	
			ALL TYPES	1079	2	1081	1091
	UA—UNITED AIR LINES	TOTAL	B-737-300	547		547	
			B-737-100/200	5		5	
			B-727-100	212		212	
			B-727-200	195		195	
			B-757-200	1		1	
			ALL TYPES	960		960	970
	US—U.S. AIR	TOTAL	B-737-400	326		326	
			B-737-300	1826		1826	
			DC-9-80	60		60	
			BAE-146-200	36		36	
			ALL TYPES	2248		2248	2255
COMMUNITY TOTAL		TOTAL	B-757-200	304	1	305	
			B-767-200	171	1	172	
			B-767-300	5		5	
			DC-9-80	3298	1	3299	
			B-727-200	4029	6	4035	
			B-727-100	404		404	
			DC-10-10	1		1	
			B-737-300	3636	21	3657	
			B-737-200C	271		271	
			DC-9-10	3		3	

NOTE: * = All Cargo Services

TABLE 7—Continued
Aircraft Departures Scheduled and Aircraft Departures Performed, By Community, By Air Carrier, And By Aircraft Type
12 Months Ended December 31, 1990

STATE OR U.S. AREA / COMMUNITY (AIRPORT NAME)	CARRIER	OPERATION	TYPE OF AIRCRAFT	TOTAL DEPARTURES PERFORMED			DEPARTURES SCHEDULED
				SCHEDULED SERVICE	NON SCHEDULED SERVICE	ALL SERVICE	
ARIZONA—Continued							
TUCSON—Continued							
(TUCSON INTL)—Continued							
COMMUNITY TOTAL—Continued							
			DC-9-30	622		622	
			B-737-100/200	5486	1	5487	
			A-300-X4		1	1	
			* B-727-100	110		110	
			* B-727-200	205		205	
			DHC-8	846		846	
			B-747-200		2	2	
			BAE-146-200	450		450	
			B-737-400	326		326	
			ALL TYPES	20167	34	20201	20413
YUMA							
(INTERNATIONAL)	FF—TOWER AIR	TOTAL	B-747		1	1	
			ALL TYPES		1	1	1
	FM—FEDERAL EXPRESS	TOTAL	* C-208	255		255	
			ALL TYPES	255		255	255
	HP—AMERICAN WEST	TOTAL	DHC-8	1630		1630	
			B-737-300	19	1	20	
			B-737-100/200	53		53	
			B-757-200	1		1	
			ALL TYPES	1703	1	1704	1739
COMMUNITY TOTAL		TOTAL	B-747		1	1	
			* C-208	255		255	
			DHC-8	1630		1630	
			B-737-300	19	1	20	
			B-737-100/200	53		53	
			B-757-200	1		1	
			ALL TYPES	1958	2	1960	1995
ARKANSAS							
BLYTHEVILLE							
(BLYTHEVILLE AFB)	VK—ZANTOP INTL AIRLINES	TOTAL	* L-188A/C		102	102	
			ALL TYPES		102	102	102
FAYETTEVILLE							
(DRAKE FLD)	FM—FEDERAL EXPRESS	TOTAL	* C-208	1		1	
			ALL TYPES	1		1	1
FORT SMITH							
(FORT SMITH MUNI)	FF—TOWER AIR	TOTAL	B-747		2	2	
			ALL TYPES		2	2	2
	FM—FEDERAL EXPRESS	TOTAL	* BEECH 18	9		9	
			* C-208	3		3	
			B-747-200		2	2	
			ALL TYPES	12	2	14	12
COMMUNITY TOTAL		TOTAL	B-747		2	2	
			* BEECH 18	9		9	
			* C-208	3		3	
			B-747-200		2	2	
			ALL TYPES	12	4	16	14
JACKSONVILLE							
(LITTLE ROCK AFB)	VK—ZANTOP INTL AIRLINES	TOTAL	* L-188A/C		101	101	
			ALL TYPES		101	101	101
LITTLE ROCK							
(ADAMS FIELD)	AA—AMERICAN AIRLINES	TOTAL	DC-9-80	2848		2848	
			B-727-100	3		3	
			B-727-200	9		9	
			ALL TYPES	2860		2860	2926
	CO—CONTINENTAL	TOTAL	DC-9-30	1		1	
			B-727-200		1	1	
			ALL TYPES	1	1	2	
	DL—DELTA AIR LINES	TOTAL	B-737-100/200	150		150	

NOTE * = All Cargo Services

TABLE 7—Continued
Aircraft Departures Scheduled and Aircraft Departures Performed, By Community, By Air Carrier, And By Aircraft Type
12 Months Ended December 31, 1990

STATE OR U.S. AREA / COMMUNITY (AIRPORT NAME)	CARRIER	OPERATION	TYPE OF AIRCRAFT	TOTAL DEPARTURES PERFORMED			DEPARTURES SCHEDULED
				SCHEDULED SERVICE	NON SCHEDULED SERVICE	ALL SERVICE	
ARKANSAS—Continued							
LITTLE ROCK—Continued							
(ADAMS FIELD)—Continued							
			B-757-200	1		1	
			DC-9-30	2065		2065	
			DC-9-80	1590		1590	
			B-727-200	795		795	
			ALL TYPES	4801		4801	4635
	FM—FEDERAL EXPRESS	TOTAL	* B-727-100	1		1	
			* B-727-200	1		1	
			ALL TYPES	2		2	2
	JE—EXPRESS ONE	TOTAL	B-727-100		2	2	
			* B-727-100		45	45	
			ALL TYPES		47	47	
	NW—NORTHWEST AIRLINES	TOTAL	DC-9-10	47		47	
			DC-9-30	983		983	
			DC-9-40	14		14	
			DC-9-50	33		33	
			DC-9-80	1		1	
			ALL TYPES	1078		1078	1078
	TW—TRANS WORLD AIR	TOTAL	DC-9-10	270		270	
			DC-9-30	1273		1273	
			DC-9-40	91		91	
			DC-9-80	6		6	
			B-727-100	2		2	
			B-727-200	3		3	
			ALL TYPES	1645		1645	1674
	UA—UNITED AIR LINES	TOTAL	B-737-300	882		882	
			B-737-100/200	119		119	
			B-727-100	420		420	
			B-727-200	138		138	
			B-737-500	16		16	
			ALL TYPES	1575		1575	1607
	VK—ZANTOP INTL AIRLINES	TOTAL	* CV-640		1	1	
			ALL TYPES		1	1	1
	WN—SOUTHWEST AIRLINES	TOTAL	B-737-500	96		96	
			B-737-300	1608		1608	
			B-737-100/200	1638	1	1639	
			ALL TYPES	3342	1	3343	3385
COMMUNITY TOTAL		TOTAL	DC-9-80	4445		4445	
			B-727-100	425	2	427	
			B-727-200	945	1	946	
			DC-9-30	4322		4322	
			B-737-100/200	1907	1	1908	
			B-757-200	1		1	
			* B-727-100	1	45	46	
			* B-727-200	1		1	
			DC-9-10	317		317	
			DC-9-40	105		105	
			DC-9-50	33		33	
			B-737-300	2490		2490	
			B-737-500	112		112	
			* CV-640		1	1	
			ALL TYPES	15104	50	15154	15310
SPRINGDALE							
(SPRINGDALE MUNICIPAL)	FM—FEDERAL EXPRESS	TOTAL	* BEECH 18	4		4	
			ALL TYPES	4		4	4
CALIFORNIA							
BAKERSFIELD							
(INYOKERN-KERN COUNTY AIRPORT)	FM—FEDERAL EXPRESS	TOTAL	* BEECH 18	2		2	

NOTE * = All Cargo Services

TABLE 7—Continued
Aircraft Departures Scheduled and Aircraft Departures Performed, By Community, By Air Carrier, And By Aircraft Type
12 Months Ended December 31, 1990

STATE OR U.S. AREA COMMUNITY (AIRPORT NAME)	CARRIER	OPERATION	TYPE OF AIRCRAFT	TOTAL DEPARTURES PERFORMED			DEPARTURES SCHEDULED
				SCHEDULED SERVICE	NON SCHEDULED SERVICE	ALL SERVICE	
CALIFORNIA—Continued							
BAKERSFIELD—Continued							
(INYOKERN-KERN COUNTY AIRPORT)—Continued							
			* C-208	264		264	
			ALL TYPES	266		266	266
(MEADOWS FIELD)	AA—AMERICAN AIRLINES	TOTAL	DC-9-80	722		722	
			ALL TYPES	722		722	734
	FM—FEDERAL EXPRESS	TOTAL	* BEECH 18	3		3	
			* C-208	259		259	
			* B-727-200	3		3	
			ALL TYPES	265		265	265
	HP—AMERICAN WEST	TOTAL	DHC-8	1024		1024	
			ALL TYPES	1024		1024	1039
	OE—WESTAIR AIRLINES	TOTAL	EMBRAER 120	1626		1626	
			EMBRAER	1669		1669	
			JETSTREAM 31	395		395	
			ALL TYPES	3690		3690	8771
AIRPORT TOTAL		TOTAL	DC-9-80	722		722	
			* BEECH 18	3		3	
			* C-208	259		259	
			* B-727-200	3		3	
			DHC-8	1024		1024	
			EMBRAER 120	1626		1626	
			EMBRAER	1669		1669	
			JETSTREAM 31	395		395	
			ALL TYPES	5701		5701	10809
COMMUNITY TOTAL BY CARRIER	AA—AMERICAN AIRLINES	TOTAL	DC-9-80	722		722	
			ALL TYPES	722		722	734
	FM—FEDERAL EXPRESS	TOTAL	* BEECH 18	5		5	
			* C-208	523		523	
			* B-727-200	3		3	
			ALL TYPES	531		531	531
	HP—AMERICAN WEST	TOTAL	DHC-8	1024		1024	
			ALL TYPES	1024		1024	1039
	OE—WESTAIR AIRLINES	TOTAL	EMBRAER 120	1626		1626	
			EMBRAER	1669		1669	
			JETSTREAM 31	395		395	
			ALL TYPES	3690		3690	8771
COMMUNITY TOTAL		TOTAL	* BEECH 18	5		5	
			* C-208	523		523	
			DC-9-80	722		722	
			* B-727-200	3		3	
			DHC-8	1024		1024	
			EMBRAER 120	1626		1626	
			EMBRAER	1669		1669	
			JETSTREAM 31	395		395	
			ALL TYPES	5967		5967	11075
BIG BEAR							
(BIG BEAR CITY)	OE—WESTAIR AIRLINES	TOTAL	ALL TYPES				
BISHOP							
(BISHOP)	FM—FEDERAL EXPRESS	TOTAL	* BEECH 18	1		1	
			* C-208	6		6	
			ALL TYPES	7		7	7
CHICO							
(CHICO MUNI)	FM—FEDERAL EXPRESS	TOTAL	* BEECH 18	1		1	
			* C-208	270		270	
			ALL TYPES	271		271	271
	OE—WESTAIR AIRLINES	TOTAL	EMBRAER	1029		1029	

NOTE * = All Cargo Services

TABLE 7—Continued
Aircraft Departures Scheduled and Aircraft Departures Performed, By Community, By Air Carrier, And By Aircraft Type
12 Months Ended December 31, 1990

STATE OR U.S. AREA COMMUNITY (AIRPORT NAME)	CARRIER	OPERATION	TYPE OF AIRCRAFT	TOTAL DEPARTURES PERFORMED			DEPARTURES SCHEDULED
				SCHEDULED SERVICE	NON SCHEDULED SERVICE	ALL SERVICE	
CALIFORNIA—Continued							
CHICO—Continued							
(CHICO MUNI)—Continued							
			JETSTREAM 31	583		583	
			EMBRAER 120	1		1	
			ALL TYPES	1613		1613	1640
COMMUNITY TOTAL		TOTAL	* BEECH 18	1		1	
			* C-208	270		270	
			EMBRAER	1029		1029	
			JETSTREAM 31	583		583	
			EMBRAER 120	1		1	
			ALL TYPES	1884		1884	1911
CLEAR LAKE							
(PEARCE FIELD)	FM—FEDERAL EXPRESS	TOTAL	* C-208	1		1	
			ALL TYPES	1		1	1
CLOVERDALE							
(CLOVERDALE MUNICIPAL)	FM—FEDERAL EXPRESS	TOTAL	* C-208	2		2	
			ALL TYPES	2		2	2
CRESCENT CITY							
(JACK MC NAMARA FIELD)	FM—FEDERAL EXPRESS	TOTAL	* C-208	265		265	
			ALL TYPES	265		265	265
	OE—WESTAIR AIRLINES	TOTAL	JETSTREAM 31	557		557	
			ALL TYPES	557		557	622
COMMUNITY TOTAL		TOTAL	* C-208	265		265	
			JETSTREAM 31	557		557	
			ALL TYPES	822		822	887
EL CENTRO							
(IMPERIAL COUNTY)	FM—FEDERAL EXPRESS	TOTAL	* C-208	265		265	
			ALL TYPES	265		265	265
EUREKA/ARCATA							
(ARCATA)	FM—FEDERAL EXPRESS	TOTAL	* C-208	5		5	
			ALL TYPES	5		5	5
	OE—WESTAIR AIRLINES	TOTAL	EMBRAER 120	1017		1017	
			JETSTREAM 31	1765		1765	
			BAE-146-200	686		686	
			EMBRAER	85		85	
			ALL TYPES	3553		3553	3797
AIRPORT TOTAL		TOTAL	* C-208	5		5	
			EMBRAER 120	1017		1017	
			JETSTREAM 31	1765		1765	
			BAE-146-200	686		686	
			EMBRAER	85		85	
			ALL TYPES	3558		3558	3802
(MURRAY FIELD)	FM—FEDERAL EXPRESS	TOTAL	* BEECH 18	1		1	
			* C-208	305		305	
			ALL TYPES	306		306	306
COMMUNITY TOTAL BY CARRIER	FM—FEDERAL EXPRESS	TOTAL	* BEECH 18	1		1	
			* C-208	310		310	
			ALL TYPES	311		311	311
	OE—WESTAIR AIRLINES	TOTAL	EMBRAER 120	1017		1017	
			EMBRAER	85		85	
			JETSTREAM 31	1765		1765	
			BAE-146-200	686		686	
			ALL TYPES	3553		3553	3797
COMMUNITY TOTAL		TOTAL	* C-208	310		310	

NOTE * = All Cargo Services

TABLE 7—Continued
Aircraft Departures Scheduled and Aircraft Departures Performed, By Community, By Air Carrier, And By Aircraft Type
12 Months Ended December 31, 1990

STATE OR U.S. AREA COMMUNITY (AIRPORT NAME)	CARRIER	OPERATION	TYPE OF AIRCRAFT	TOTAL DEPARTURES PERFORMED			DEPARTURES SCHEDULED
				SCHEDULED SERVICE	NON SCHEDULED SERVICE	ALL SERVICE	
CALIFORNIA—Continued							
EUREKA/ARCATA—Continued							
(MURRAY FIELD)—Continued							
COMMUNITY TOTAL—Continued							
			EMBRAER 120	1017		1017	
			JETSTREAM 31	1765		1765	
			BAE-146-200	686		686	
			EMBRAER	85		85	
			* BEECH 18	1		1	
			ALL TYPES	3864		3864	4108
FAIRFIELD							
(TRAVIS AFB)	JW—ARROW AIR	TOTAL	* DC-8-62		18	18	
			ALL TYPES		18	18	
FRESNO							
(FRESNO AIR TERMINAL)	AA—AMERICAN AIRLINES	TOTAL	B-727-100	353		353	
			B-727-200	33		33	
			DC-9-80	3		3	
			ALL TYPES	389		389	401
	DL—DELTA AIR LINES	TOTAL	B-737-300	724		724	
			B-737-100/200	584		584	
			B-727-200	1203	1	1204	
			ALL TYPES	2511	1	2512	2546
	FM—FEDERAL EXPRESS	TOTAL	* C-208	606		606	
			* BEECH 18	2		2	
			ALL TYPES	608		608	608
	HP—AMERICAN WEST	TOTAL	DHC-8	1066		1066	
			B-737-300	52	5	57	
			B-737-100/200	589		589	
			ALL TYPES	1707	5	1712	1740
	OE—WESTAIR AIRLINES	TOTAL	EMBRAER 120	1623		1623	
			EMBRAER	4424		4424	
			JETSTREAM 31	5965		5965	
			SHORTS 360	753		753	
			BAE-146-200	790		790	
			ALL TYPES	13555		13555	13550
	UA—UNITED AIR LINES	TOTAL	B-737-100/200	621		621	
			B-727-100	107		107	
			B-727-200	7		7	
			B-747SP	1		1	
			B-737-300	223		223	
			ALL TYPES	959		959	967
	US—U S. AIR	TOTAL	B-737-300	2		2	
			BAE-146-200	1142		1142	
			ALL TYPES	1144		1144	1181
COMMUNITY TOTAL		TOTAL	B-727-100	460		460	
			B-727-200	1243	1	1244	
			DC-9-80	3		3	
			B-737-300	1001	5	1006	
			B-737-100/200	1794		1794	
			* C-208	606		606	
			* BEECH 18	2		2	
			DHC-8	1066		1066	
			EMBRAER 120	1623		1623	
			EMBRAER	4424		4424	
			JETSTREAM 31	5965		5965	
			SHORTS 360	753		753	
			BAE-146-200	1932		1932	
			B-747SP	1		1	
			ALL TYPES	20873	6	20879	20993

NOTE * = All Cargo Services

TABLE 7—Continued
Aircraft Departures Scheduled and Aircraft Departures Performed, By Community, By Air Carrier, And By Aircraft Type
12 Months Ended December 31, 1990

STATE OR U.S. AREA COMMUNITY (AIRPORT NAME)	CARRIER	OPERATION	TYPE OF AIRCRAFT	TOTAL DEPARTURES PERFORMED			DEPARTURES SCHEDULED
				SCHEDULED SERVICE	NON SCHEDULED SERVICE	ALL SERVICE	
CALIFORNIA—Continued							
GRASS VALLEY							
(NEVADA COUNTY)	FM—FEDERAL EXPRESS	TOTAL	* C-208	2		2	
			ALL TYPES	2		2	2
INDIO/PALM SPRINGS							
(PALM SPRINGS MUNI)	AA—AMERICAN AIRLINES	TOTAL	DC-9-80	1278	2	1280	
			B-737-300	86		86	
			B-737-100/200	5		5	
			ALL TYPES	1369	2	1371	1386
	AS—ALASKA AIRLINES	TOTAL	B-737-200C	105		105	
			DC-9-80	109		109	
			B-727-200	687	1	688	
			ALL TYPES	901	1	902	911
	DL—DELTA AIR LINES	TOTAL	B-737-300	1		1	
			B-737-100/200	163		163	
			ALL TYPES	164		164	164
	FM—FEDERAL EXPRESS	TOTAL	* C-208	1		1	
			ALL TYPES	1		1	1
	HP—AMERICAN WEST	TOTAL	DHC-8	1697		1697	
			B-737-300	39	5	44	
			B-737-100/200	150	1	151	
			ALL TYPES	1886	6	1892	1928
	OE—WESTAIR AIRLINES	TOTAL	EMBRAER 120	653		653	
			EMBRAER	150		150	
			JETSTREAM 31	1388		1388	
			BAE-146-200	689		689	
			ALL TYPES	2880		2880	2981
	TW—TRANS WORLD AIR	TOTAL	DC-9-80	454		454	
			B-727-100	3		3	
			B-727-200	294		294	
			ALL TYPES	751		751	768
	UA—UNITED AIR LINES	TOTAL	B-737-300	327		327	
			B-737-100/200	48		48	
			B-727-100	119	1	120	
			B-727-200	88		88	
			B-757-200	1		1	
			ALL TYPES	583	1	584	587
	US—U.S AIR	TOTAL	B-737-300	653		653	
			BAE-146-200	1		1	
			B-737-400	71		71	
			ALL TYPES	725		725	730
COMMUNITY TOTAL		TOTAL	DC-9-80	1841	2	1843	
			B-737-300	1106	5	1111	
			B-737-100/200	366	1	367	
			B-737-200C	105		105	
			B-727-200	1069	1	1070	
			* C-208	1		1	
			DHC-8	1697		1697	
			EMBRAER 120	653		653	
			EMBRAER	150		150	
			JETSTREAM 31	1388		1388	
			BAE-146-200	690		690	
			B-727-100	122	1	123	
			B-757-200	1		1	
			B-737-400	71		71	
			ALL TYPES	9260	10	9270	9456
LAKEPORT							
(LAMPSON)	FM—FEDERAL EXPRESS	TOTAL	* C-208	8		8	
			ALL TYPES	8		8	8
LAKE TAHOE							
(LAKE TAHOE)	AA—AMERICAN AIRLINES	TOTAL	B-737-300	832		832	

NOTE * = All Cargo Services

TABLE 7—Continued
Aircraft Departures Scheduled and Aircraft Departures Performed, By Community, By Air Carrier, And By Aircraft Type
12 Months Ended December 31, 1990

STATE OR U.S. AREA COMMUNITY (AIRPORT NAME)	CARRIER	OPERATION	TYPE OF AIRCRAFT	TOTAL DEPARTURES PERFORMED			DEPARTURES SCHEDULED
				SCHEDULED SERVICE	NON SCHEDULED SERVICE	ALL SERVICE	
CALIFORNIA—Continued							
LAKE TAHOE—Continued							
(LAKE TAHOE)—Continued							
			ALL TYPES	832		832	908
LOS ANGELES/BURBANK/LNGLBCH							
(HOLLYWOOD-BURBANK)	AA—AMERICAN AIRLINES	TOTAL	B-737-300	862		862	
			B-737-100/200	57		57	
			DC-9-80	1137		1137	
			ALL TYPES	2056		2056	2102
	AS—ALASKA AIRLINES	TOTAL	DC-9-80	2224	3	2227	
			B-727-200	1	2	3	
			ALL TYPES	2225	5	2230	2234
	DL—DELTA AIR LINES	TOTAL	B-737-300	688		688	
			B-737-100/200	29		29	
			B-727-200	1		1	
			ALL TYPES	718		718	725
	FM—FEDERAL EXPRESS	TOTAL	* B-727-200	241		241	
			* B-727-100	7		7	
			ALL TYPES	248		248	248
	HP—AMERICAN WEST	TOTAL	B-737-300	2796	18	2814	
			B-737-100/200	66		66	
			ALL TYPES	2862	18	2880	2871
	OE—WESTAIR AIRLINES	TOTAL	EMBRAER 120	1178		1178	
			EMBRAER	3		3	
			JETSTREAM 31	3027		3027	
			ALL TYPES	4208		4208	4383
	TW—TRANS WORLD AIR	TOTAL	DC-9-80	420	1	421	
			ALL TYPES	420	1	421	437
	UA—UNITED AIR LINES	TOTAL	B-737-300	3670		3670	
			B-737-100/200	7		7	
			B-727-100	7		7	
			B-727-200	4		4	
			B-737-500	65		65	
			ALL TYPES	3753		3753	3820
	US—U.S. AIR	TOTAL	B-737-400	722		722	
			B-737-300	4438		4438	
			DC-9-80	52		52	
			BAE-146-200	4706		4706	
			ALL TYPES	9918		9918	10106
	WN—SOUTHWEST AIRLINES	TOTAL	B-737-500	685		685	
			B-737-300	3280		3280	
			B-737-100/200	47		47	
			ALL TYPES	4012		4012	4042
AIRPORT TOTAL		TOTAL	B-737-300	15734	18	15752	
			B-737-100/200	206		206	
			DC-9-80	3833	4	3837	
			B-727-200	6	2	8	
			* B-727-200	241		241	
			* B-727-100	7		7	
			EMBRAER 120	1178		1178	
			EMBRAER	3		3	
			JETSTREAM 31	3027		3027	
			B-727-100	7		7	
			B-737-500	750		750	
			B-737-400	722		722	
			BAE-146-200	4706		4706	
			ALL TYPES	30420	24	30444	30968
(LONG BEACH)	AA—AMERICAN AIRLINES	TOTAL	B-737-300	715		715	
			DC-9-80	1399		1399	
			B-737-100/200	1		1	

NOTE * = All Cargo Services

TABLE 7—Continued
Aircraft Departures Scheduled and Aircraft Departures Performed, By Community, By Air Carrier, And By Aircraft Type
12 Months Ended December 31, 1990

STATE OR U.S. AREA COMMUNITY (AIRPORT NAME)	CARRIER	OPERATION	TYPE OF AIRCRAFT	TOTAL DEPARTURES PERFORMED			DEPARTURES SCHEDULED
				SCHEDULED SERVICE	NON SCHEDULED SERVICE	ALL SERVICE	
CALIFORNIA—Continued							
LOS ANGELES/BURBNK/LNG.BCH—Continued							
(LO%.B BR/.CH)—Continued							
			ALL TYPES	2115		2115	2172
	AS—ALASKA AIRLINES	TOTAL	DC-9-80	4036	8	4044	
			ALL TYPES	4036	8	4044	4056
	CO—CONTINENTAL	TOTAL	B-737-300	435	2	437	
			DC-9-80	45		45	
			ALL TYPES	480	2	482	500
	DL—DELTA AIR LINES	TOTAL	B-737-300	1256		1256	
			DC-9-80	122		122	
			ALL TYPES	1378		1378	1412
	FM—FEDERAL EXPRESS	TOTAL	* B-727-200	228		228	
			* B-727-100	220		220	
			ALL TYPES	448		448	448
	HP—AMERICAN WEST	TOTAL	DHC-8	492		492	
			B-737-300	1647	9	1656	
			ALL TYPES	2139	9	2148	2183
	OE—WESTAIR AIRLINES	TOTAL	EMBRAER 120	1076		1076	
			JETSTREAM 31	2		2	
			ALL TYPES	1078		1078	1145
	TW—TRANS WORLD AIR	TOTAL	DC-9-80	315		315	
			ALL TYPES	315		315	319
	UA—UNITED AIR LINES	TOTAL	B-737-300	1842	1	1843	
			B-737-500	36		36	
			B-767-200		1	1	
			DC-8-71		2	2	
			ALL TYPES	1878	4	1882	1906
	US—U.S. AIR	TOTAL	B-737-400	1		1	
			B-737-300	552		552	
			ALL TYPES	553		553	571
AIRPORT TOTAL		TOTAL	B-737-300	6447	12	6459	
			DC-9-80	5917	8	5925	
			B-737-100/200	1		1	
			* B-727-200	228		228	
			* B-727-100	220		220	
			DHC-8	492		492	
			EMBRAER 120	1076		1076	
			JETSTREAM 31	2		2	
			B-737-500	36		36	
			B-767-200		1	1	
			DC-8-71		2	2	
			B-737-400	1		1	
			ALL TYPES	14420	23	14443	14712
(LOS ANGELES INTERNATIONAL)	AA—AMERICAN AIRLINES	TOTAL	B-737-300	1223		1223	
			B-737-100/200	3336		3336	
			B-757-200	10		10	
			B-767-200	2439		2439	
			B-767-300	94		94	
			DC-9-80	5783	1	5784	
			A-310-300	341		341	
			B-727-100	109		109	
			B-727-200	140	1	141	
			DC-10-10	7481	3	7484	
			DC-10-30	319	6	325	
			BAE-146-100	2699		2699	
			A-300-600	195		195	
			ALL TYPES	24169	11	24180	24849
	AP—ASPEN AIRWAYS	TOTAL	BAE-146-100	211	3	214	
			ALL TYPES	211	3	214	212

NOTE * = All Cargo Services

TABLE 7—Continued
Aircraft Departures Scheduled and Aircraft Departures Performed, By Community, By Air Carrier, And By Aircraft Type
12 Months Ended December 31, 1990

STATE OR U.S. AREA COMMUNITY (AIRPORT NAME)	CARRIER	OPERATION	TYPE OF AIRCRAFT	TOTAL DEPARTURES PERFORMED			DEPARTURES SCHEDULED
				SCHEDULED SERVICE	NON SCHEDULED SERVICE	ALL SERVICE	
CALIFORNIA—Continued							
LOS ANGELES/BURBNK/LNG.BCH—Continued							
(LOS ANGELES INTERNATIONAL)—Continued							
	AS—ALASKA AIRLINES	TOTAL	DC-9-80	3597	7	3604	
			B-727-100	98		98	
			B-727-200	2544	6	2550	
			ALL TYPES	6239	13	6252	6281
	CO—CONTINENTAL	TOTAL	B-737-300	2051	665	2716	
			A-300-X4	2260	37	2297	
			DC-9-80	3188	6	3174	
			DC-9-30	3		3	
			B-727-100	199	2	201	
			B-727-200	1621	47	1668	
			DC-10-10	424		424	
			DC-10-30	492		492	
			B-747	173		173	
			B-747-200	421		421	
			B-737-200C	2		2	
			* DC-10-30	1		1	
			* B-747	1		1	
			* B-747-200	4		4	
			ALL TYPES	10820	757	11577	11005
	DL—DELTA AIR LINES	TOTAL	B-737-300	3132	2	3134	
			B-757-200	3644	4	3648	
			B-727-200	14085	26	14111	
			B-737-100/200	6218		6218	
			B-767-200	1266	1	1267	
			B-767-300	2320		2320	
			L-1011/100/20	4066	2	4068	
			DC-9-80	2		2	
			ALL TYPES	34733	35	34768	35035
	EA—EASTERN AIR LINES	TOTAL	B-757-200	925		925	
			A-300-X4	861	2	863	
			L-1011/100/20	292		292	
			ALL TYPES	2078	2	2080	2086
	FF—TOWER AIR	TOTAL	B-747		1	1	
			ALL TYPES		1	1	1
	FM—FEDERAL EXPRESS	TOTAL	* BEECH 18	25		25	
			* C-208	384		384	
			* B-727-100	1145		1145	
			* B-727-200	334		334	
			* DC-10-10	450		450	
			* DC-10-30	413	3	416	
			* B-747	168	30	198	
			* B-747-200	404	38	442	
			* DC-8-73F	18	37	55	
			B-747-200		115	115	
			ALL TYPES	3341	223	3564	3341
	HA—HAWAIIAN AIRLINES	TOTAL	L-1011/100/20	488	13	501	
			DC-8-62	34	47	81	
			ALL TYPES	522	60	582	651
	HP—AMERICAN WEST	TOTAL	B-737-300	3128	21	3149	
			B-737-100/200	7459	2	7461	
			B-757-200	1	4	5	
			B-747-200	1		1	
			ALL TYPES	10589	27	10616	10786
	JH—AMERIJET INTERNATIONAL	TOTAL	* B-727-100	451	102	553	
			ALL TYPES	451	102	553	542
	JW—ARROW AIR	TOTAL	* DC-8-62		1	1	
			ALL TYPES		1	1	
	MG—MGM GRAND AIR	TOTAL	B-727-100	436	40	476	

NOTE * = All Cargo Services

TABLE 7—Continued
Aircraft Departures Scheduled and Aircraft Departures Performed, By Community, By Air Carrier, And By Aircraft Type
12 Months Ended December 31, 1990

STATE OR U.S. AREA COMMUNITY (AIRPORT NAME)	CARRIER	OPERATION	TYPE OF AIRCRAFT	TOTAL DEPARTURES PERFORMED			DEPARTURES SCHEDULED
				SCHEDULED SERVICE	NON SCHEDULED SERVICE	ALL SERVICE	
CALIFORNIA—Continued							
LOS ANGELES/BURBNK/LNGBCH—Continued							
(LOS ANGELES INTERNATIONAL)—Continued							
			DC-8-61	208	2	210	
			ALL TYPES	644	42	686	650
	ML—MIDWAY AIRLINES	TOTAL	DC-9-80	1640		1640	
			ALL TYPES	1640		1640	1655
	NW—NORTHWEST AIRLINES	TOTAL	B-747	1103	3	1106	
			* B-747F	318	1	319	
			B-747-400	44		44	
			B-757-200	2757		2757	
			DC-9-30	336		336	
			DC-9-80	6		6	
			A-320-200	6		6	
			B-727-100	229		229	
			B-727-200	2144	1	2145	
			DC-10-40	2134		2134	
			ALL TYPES	9077	5	9082	9242
	OE—WESTAIR AIRLINES	TOTAL	EMBRAER 120	2358		2358	
			EMBRAER JETSTREAM 31	5312		5312	
				10275		10275	
			BAE-146-200	2457		2457	
			ALL TYPES	20402		20402	21044
	PA—PAN AMERICAN	TOTAL	A-300-X4	1432		1432	
			B-727-200	1618	61	1679	
			B-747	1588	16	1604	
			B-747-200	430		430	
			A-310-200	373	1	374	
			A-310-300	193		193	
			ALL TYPES	5834	78	5712	5618
	TW—TRANS WORLD AIR	TOTAL	B-747	753	5	758	
			B-767-200	671		671	
			DC-9-80	140	77	217	
			B-727-200	22	4	26	
			L-1011/100/20	3866	1	3887	
			ALL TYPES	5472	87	5559	5614
	UA—UNITED AIR LINES	TOTAL	DC-10-30	660	7	667	
			B-747	400	6	406	
			B-747-400	405		405	
			B-747SP	195		195	
			B-737-300	4621	3	4624	
			B-737-100/200	6579		6579	
			B-757-200	817		817	
			B-767-200	3143	1	3144	
			B-727-100	2182	2	2184	
			B-727-200	4812	4	4816	
			DC-10-10	5062	12	5074	
			DC-8-71	1759	1	1760	
			B-737-500	4		4	
			ALL TYPES	30639	36	30675	31473
	US—U.S. AIR	TOTAL	B-737-400	3745	1	3746	
			B-737-300	18105	69	18174	
			B-737-100/200	1		1	
			B-767-200	1917		1917	
			DC-9-80	89		89	
			B-727-200	476		476	
			BAE-146-200	9644	1	9645	
			ALL TYPES	33977	71	34048	34459
	VK—ZANTOP INTL AIRLINES	TOTAL	* L-188A/C		5	5	
			ALL TYPES		5	5	5

NOTE * = All Cargo Services

TABLE 7—Continued
Aircraft Departures Scheduled and Aircraft Departures Performed, By Community, By Air Carrier, And By Aircraft Type
12 Months Ended December 31, 1990

STATE OR U.S. AREA COMMUNITY (AIRPORT NAME)	CARRIER	OPERATION	TYPE OF AIRCRAFT	TOTAL DEPARTURES PERFORMED			DEPARTURES SCHEDULED
				SCHEDULED SERVICE	NON SCHEDULED SERVICE	ALL SERVICE	
CALIFORNIA—Continued							
LOS ANGELES/BURBNK/LNG.BCH—Continued							
(LOS ANGELES INTERNATIONAL)—Continued							
	WN—SOUTHWEST AIRLINES	TOTAL	B-737-500	480		480	
			B-737-300	5323	2	5325	
			B-737-100/200	4416		4416	
			ALL TYPES	10219	2	10221	10398
	YB—TRANS CONTINENTAL	TOTAL	* DC-8-50F		35	35	
			ALL TYPES		35	35	
	YX—MIDWEST EXPRESS	TOTAL	DC-9-80	748		748	
			ALL TYPES	748		748	751
	9R—ROSENBALM AVATION	TOTAL	* DC-8-63F	1	14	15	
			* DC-8-73F	43	42	85	
			* DC-8-62		1	1	
			ALL TYPES	44	57	101	44
AIRPORT TOTAL		TOTAL	B-737-300	37583	762	38345	
			B-737-100/200	28009	2	28011	
			B-757-200	8154	8	8162	
			B-767-200	9436	2	9438	
			B-767-300	2414		2414	
			DC-9-80	15173	91	15264	
			A-310-300	534		534	
			B-727-100	3253	44	3297	
			B-727-200	27462	150	27612	
			DC-10-10	12967	15	12982	
			DC-10-30	1471	13	1484	
			BAE-146-100	2910	3	2913	
			A-300-600	195		195	
			A-300-X	4553	39	4592	
			DC-9-30	339		339	
			B-747	4017	31	4048	
			B-747-200	852	115	967	
			B-737-200C	2		2	
			* DC-10-30	414	3	417	
			* B-747	169	30	199	
			* B-747-200	408	38	446	
			L-1011/100/20	8732	16	8748	
			* BEECH 18	25		25	
			* C-208	384		384	
			* B-727-100	1596	102	1698	
			* B-727-200	334		334	
			* DC-10-10	450		450	
			* DC-8-73F	61	79	140	
			DC-8-62	34	47	81	
			* DC-8-62		2	2	
			DC-8-61	208	2	210	
			* B-747F	318	1	319	
			B-747-400	449		449	
			A-320-200	6		6	
			DC-10-40	2134		2134	
			EMBRAER 120	2358		2358	
			EMBRAER JETSTREAM 31	5312		5312	
			BAE-146-200	10275		10275	
			A-310-200	12101	1	12102	
			B-747SP	373	1	374	
			DC-8-71	195		195	
			B-737-500	1759	1	1760	
			B-737-400	484		484	
			* L-188A/C	3745	1	3746	
					5	5	

NOTE * All Cargo Services

TABLE 7—Continued
Aircraft Departures Scheduled and Aircraft Departures Performed, By Community, By Air Carrier, And By Aircraft Type
12 Months Ended December 31, 1990

STATE OR U.S. AREA COMMUNITY (AIRPORT NAME)	CARRIER	OPERATION	TYPE OF AIRCRAFT	TOTAL DEPARTURES PERFORMED			DEPARTURES SCHEDULED
				SCHEDULED SERVICE	NON SCHEDULED SERVICE	ALL SERVICE	
CALIFORNIA—Continued							
LOS ANGELES/BURBNK/LNG.BCH—Continued							
(LOS ANGELES INTERNATIONAL)—Continued							
AIRPORT TOTAL—Continued							
			* DC-8-50F		35	35	
			* DC-8-63F	1	14	15	
			ALL TYPES	211649	1653	213302	215740
(ORANGE COUNTY)	AA—AMERICAN AIRLINES	TOTAL	B-737-300	2013		2013	
			B-757-200	2554		2554	
			DC-9-80	2430		2430	
			BAE-146-100	1593		1593	
			ALL TYPES	8590		8590	8843
	AS—ALASKA AIRLINES	TOTAL	DC-9 80	818		818	
			ALL TYPES	818		818	821
	CO—CONTINENTAL	TOTAL	B-737-300	1607	36	1643	
			DC-9-80	580		580	
			ALL TYPES	2187	36	2223	2211
	DL—DELTA AIR LINES	TOTAL	B-737-300	608		608	
			B-757-200	1121		1121	
			ALL TYPES	1729		1729	1734
	HP—AMERICAN WEST.	TOTAL	B-737-300	3366	1	3367	
			B-757-200	575	1	576	
			ALL TYPES	3941	2	3943	4030
	ML—MIDWAY AIRLINES	TOTAL	DC-9-80	181		181	
			ALL TYPES	181		181	181
	NW—NORTHWEST AIRLINES	TOTAL	B-757-200	54		54	
			DC-9-80	1274		1274	
			A-320-200	760		760	
			ALL TYPES	2088		2088	2175
	OE—WESTAIR AIRLINES	TOTAL	EMBRAER 120	3694		3694	
			EMBRAER JETSTREAM 31	1647		1647	
			BAE-146-200	1566		1566	
			ALL TYPES	938		938	
	TW—TRANS WORLD AIR	TOTAL	DC-9-80	7845		7845	8087
			ALL TYPES	740		740	
	UA—UNITED AIR LINES	TOTAL	B-737-300	740		740	758
			B 757-200	997		997	
			ALL TYPES	252		252	
	US—U S AIR	TOTAL	B 737-400	1249		1249	1270
			B-737-300	231		231	
			B 737 100/200	1757		1757	
			BAE 146-200	1		1	
			ALL TYPES	5880		5880	
AIRPORT TOTAL		TOTAL	B 737 300	7869		7869	8027
			B-757-200	10348	37	10385	
			DC 9-80	4556	1	4557	
			BAE 146-100	6023		6023	
			A-320-200	1593		1593	
			EMBRAER 120	760		760	
			EMBRAER JETSTREAM 31	3694		3694	
			BAE 146 200	1647		1647	
			B 737 400	1566		1566	
			B 737 100/200	6818		6818	
			ALL TYPES	231		231	
COMMUNITY TOTAL BY CARRIER	AA—AMERICAN AIRLINES	TOTAL	B 737 300	1		1	
			B 737 100 200	37237	38	37275	38137
				4813		4813	
				3394		3394	

NOTE * - All Cargo Services

TABLE 7—Continued
Aircraft Departures Scheduled and Aircraft Departures Performed, By Community, By Air Carrier, And By Aircraft Type
12 Months Ended December 31, 1990

STATE OR U.S. AREA COMMUNITY (AIRPORT NAME)	CARRIER	OPERATION	TYPE OF AIRCRAFT	TOTAL DEPARTURES PERFORMED			DEPARTURES SCHEDULED
				SCHEDULED SERVICE	NON SCHEDULED SERVICE	ALL SERVICE	
CALIFORNIA—Continued							
LOS ANGELES/BURBNK/LNG.BCH—Continued							
(ORANGE COUNTY)—Continued							
COMMUNITY TOTAL BY CARRIER—Continued							
			B-757-200	2564		2564	
			B-767-200	2439		2439	
			B-767-300	94		94	
			DC-9-80	10749	1	10750	
			A-300-600	195		195	
			A-310-300	341		341	
			B-727-100	109		109	
			B-727-200	140	1	141	
			DC-10-10	7481	3	7484	
			DC-10-30	319	6	325	
			BAE-146-100	4292		4292	
			ALL TYPES	36930	11	36941	37966
	AP—ASPEN AIRWAYS	TOTAL	BAE-146-100	211	3	214	
			ALL TYPES	211	3	214	212
	AS—ALASKA AIRLINES	TOTAL	DC-9-80	10675	18	10693	
			B-727-100	98		98	
			B-727-200	2545	8	2553	
			ALL TYPES	13318	26	13344	13392
	CO—CONTINENTAL	TOTAL	B-737-300	4093	703	4796	
			B-737-200C	2		2	
			DC-9-30	3		3	
			DC-9-80	3793	6	3799	
			A-300-X4	2260	37	2297	
			B-727-100	199	2	201	
			B-727-200	1621	47	1668	
			DC-10-10	424		424	
			DC-10-30	492		492	
			* DC-10-30	1		1	
			B-747	173		173	
			* B-747	1		1	
			B-747-200	421		421	
			* B-747-200	4		4	
			ALL TYPES	13487	795	14282	13716
	DL—DELTA AIR LINES	TOTAL	B-737-300	5684	2	5686	
			B-737-100/200	6247		6247	
			B-757-200	4765	4	4769	
			B-767-200	1266	1	1267	
			B-767-300	2320		2320	
			DC-9-80	124		124	
			B-727-200	14086	26	14112	
			L-1011/100/20	4066	2	4068	
			ALL TYPES	38558	35	38593	38906
	EA—EASTERN AIR LINES	TOTAL	B-757-200	925		925	
			A-300-X4	861	2	863	
			L-1011/100/20	292		292	
			ALL TYPES	2078	2	2080	2086
	FF—TOWER AIR	TOTAL	B-747		1	1	
			ALL TYPES		1	1	1
	FM—FEDERAL EXPRESS	TOTAL	* BEECH 18	25		25	
			* C-208	384		384	
			* B-727-100	1372		1372	
			* B-727-200	803		803	
			* DC-10-10	450		450	
			* DC-10-30	413	3	416	
			* B-747	168	30	198	
			B-747-200		115	115	
			* B 747-200	404	38	442	

NOTE * . All Cargo Services

TABLE 7—Continued
Aircraft Departures Scheduled and Aircraft Departures Performed, By Community, By Air Carrier, And By Aircraft Type
12 Months Ended December 31, 1990

STATE OR U.S. AREA / COMMUNITY (AIRPORT NAME)	CARRIER	OPERATION	TYPE OF AIRCRAFT	TOTAL DEPARTURES PERFORMED			DEPARTURES SCHEDULED
				SCHEDULED SERVICE	NON SCHEDULED SERVICE	ALL SERVICE	
CALIFORNIA—Continued							
LOS ANGELES/BURBANK/LNG.BCH—Continued							
(ORANGE COUNTY)—Continued							
COMMUNITY TOTAL BY CARRIER—Continued							
			* DC-8-73F	18	37	55	
			ALL TYPES	4037	223	4260	4037
	HA—HAWAIIAN AIRLINES	TOTAL	L-1011/100/20	488	13	501	
			DC-8-62	34	47	81	
			ALL TYPES	522	60	582	651
	HP—AMERICAN WEST	TOTAL	DHC-8	492		492	
			B-737-300	10937	49	10986	
			B-737-100/200	7525	2	7527	
			B-757-200	576	5	581	
			B-747-200	1		1	
			ALL TYPES	19531	56	19587	19870
	JH—AMERIJET INTERNATIONAL	TOTAL	* B-727-100	451	102	553	
			ALL TYPES	451	102	553	542
	JW—ARROW AIR	TOTAL	* DC-8-62		1	1	
			ALL TYPES		1	1	
	MG—MGM GRAND AIR	TOTAL	B-727-100	436	40	476	
			DC-8-61	208	2	210	
			ALL TYPES	644	42	686	650
	ML—MIDWAY AIRLINES	TOTAL	DC-9-80	1821		1821	
			ALL TYPES	1821		1821	1836
	NW—NORTHWEST AIRLINES	TOTAL	B-757-200	2811		2811	
			DC-9-30	336		336	
			DC-9-80	1280		1280	
			A-320-200	766		766	
			B-727-100	229		229	
			B-727-200	2144	1	2145	
			DC-10-40	2134		2134	
			B 747	1103	3	1106	
			B-747-400	44		44	
			* B-747F	318	1	319	
			ALL TYPES	11165	5	11170	11417
	OE—WESTAIR AIRLINES	TOTAL	EMBRAER 120	8306		8306	
			EMBRAER JETSTREAM 31	6962		6962	
			BAE-146-200	14870		14870	
			ALL TYPES	3395		3395	
				33533		33533	34659
	PA—PAN AMERICAN	TOTAL	A-300-X4	1432		1432	
			A-310-200	373	1	374	
			A-310-300	193		193	
			B-727-200	1618	61	1679	
			B-747	1588	16	1604	
			B-747-200	430		430	
			ALL TYPES	5634	78	5712	5818
	TW—TRANS WORLD AIR	TOTAL	B-767-200	671		671	
			DC-9-80	1615	78	1693	
			B-727-200	22	4	26	
			L-1011/100/20	3886	1	3887	
			B-747	753	5	758	
			ALL TYPES	6947	88	7035	7128
	UA—UNITED AIR LINES	TOTAL	B-737-500	105		105	
			B-737-300	11130	4	11134	
			B-737-100/200	6586		6586	
			B-757-200	1069		1069	
			B-767-200	3143	2	3145	
			B-727-100	2189	2	2191	

NOTE: * = All Cargo Services

TABLE 7—Continued
Aircraft Departures Scheduled and Aircraft Departures Performed, By Community, By Air Carrier, And By Aircraft Type
12 Months Ended December 31, 1990

STATE OR U.S. AREA COMMUNITY (AIRPORT NAME)	CARRIER	OPERATION	TYPE OF AIRCRAFT	TOTAL DEPARTURES PERFORMED			DEPARTURES SCHEDULED
				SCHEDULED SERVICE	NON SCHEDULED SERVICE	ALL SERVICE	
CALIFORNIA—Continued							
LOS ANGELES/BURBANK/LNG.BCH—Continued							
(ORANGE COUNTY)—Continued							
COMMUNITY TOTAL BY CARRIER—Continued							
			B-727-200	4816	4	4820	
			DC-10-10	5062	12	5074	
			DC-10-30	860	7	867	
			B-747	400	6	406	
			B-747-400	405		405	
			B-747SP	195		195	
			DC-8-71	1759	3	1762	
			ALL TYPES	37519	40	37559	36469
	US—U S AIR	TOTAL	B-737-400	4699	1	4700	
			B-737-300	24852	69	24921	
			B-737 100/200	2		2	
			B-767 200	1917		1917	
			DC-9-80	141		141	
			B-727-200	476		476	
			BAE 146-200	20230	1	20231	
			ALL TYPES	52317	71	52388	53163
	VK ZANTOP INTL AIRLINES	TOTAL	* L 188A/C		5	5	
			ALL TYPES		5	5	5
	WN—SOUTHWEST AIRLINES	TOTAL	B 737 500	1165		1165	
			B 737 300	8603	2	8605	
			B 737 100/200	4463		4463	
			ALL TYPES	14231	2	14233	14438
	YB—TRANS CONTINENTAL	TOTAL	* DC-8-50F		35	35	
			ALL TYPES		35	35	
	YX MIDWEST EXPRESS	TOTAL	DC-9-80	748		748	
			ALL TYPES	748		748	751
	9R- ROSENBALM AVATION	TOTAL	* DC-8-63F	1	14	15	
			* DC-8-62		1	1	
			* DC-8 73F	43	42	85	
			ALL TYPES	44	57	101	44
COMMUNITY TOTAL		TOTAL	B 737 300	70112	829	70941	
			B-737 100/200	26217	2	26219	
			DC-9-80	30946	103	31049	
			B 727 200	27468	152	27620	
			* B 727 200	803		803	
			* B 727 100	1823	102	1925	
			EMBRAER 120	8306		8306	
			EMBRAER JETSTREAM 31	6962		6962	
				14870		14870	
			B 727 100	3260	44	3304	
			B 737 500	1270		1270	
			B 737 400	4699	1	4700	
			BAE 146 200	23625	1	23626	
			DHC 8	492		492	
			B 767 200	9436	3	9439	
			DC-8 71	1759	3	1762	
			B 757 200	12710	9	12719	
			B 767 300	2414		2414	
			A 310 300	534		534	
			DC 10 10	12967	15	12982	
			DC 10 30	1471	13	1484	
			BAE 146 100	4503	3	4506	
			A 300 600	195		195	
			A 300 X4	4553	39	4592	
			DC 8 30	339		339	
			B 747	4017	31	4048	

[illegible] Air Cargo Services

TABLE 7—Continued
Aircraft Departures Scheduled and Aircraft Departures Performed, By Community, By Air Carrier, And By Aircraft Type
12 Months Ended December 31, 1990

STATE OR U.S. AREA / COMMUNITY (AIRPORT NAME)	CARRIER	OPERATION	TYPE OF AIRCRAFT	TOTAL DEPARTURES PERFORMED			DEPARTURES SCHEDULED
				SCHEDULED SERVICE	NON SCHEDULED SERVICE	ALL SERVICE	
CALIFORNIA—Continued							
LOS ANGELES/BURBNK/LNG.BCH—Continued							
(ORANGE COUNTY)—Continued							
COMMUNITY TOTAL—Continued							
			B-747-200	852	115	967	
			B-737-200C	2		2	
			* DC-10-30	414	3	417	
			* B-747	169	30	199	
			* B-747-200	408	38	446	
			L-1011/100/20	8732	16	8748	
			* BEECH 18	25		25	
			* C-206	384		384	
			* DC-10-10	450		450	
			* DC-8-73F	61	79	140	
			DC-8-62	34	47	81	
			* DC-8-62		2	2	
			DC-8-61	208	2	210	
			* B-747F	318	1	319	
			B-747-400	449		449	
			A-320-200	766		766	
			DC-10-40	2134		2134	
			A-310-200	373	1	374	
			B-747SP	195		195	
			* L-188A/C		5	5	
			* DC-8-50F		35	35	
			* DC-8-63F	1	14	15	
			ALL TYPES	293726	1738	295464	299557
MARYSVILLE/YUBA CITY							
(YUBA COUNTY)	FM—FEDERAL EXPRESS	TOTAL	* C-208	1		1	
			ALL TYPES	1		1	1
MERCED							
(MERCED MUNI)	OE—WESTAIR AIRLINES	TOTAL	EMBRAER 120	70		70	
			EMBRAER JETSTREAM 31	1788		1788	
				300		300	
			ALL TYPES	2158		2158	2307
MODESTO							
(MODESTO CITY-COUNTY)	OE—WESTAIR AIRLINES	TOTAL	EMBRAER JETSTREAM 31	1190		1190	
				509		509	
			ALL TYPES	1699		1699	1751
MOJAVE							
(MOJAVA)	FM—FEDERAL EXPRESS	TOTAL	* B-727-200	3		3	
			ALL TYPES	3		3	3
ONTARIO/SAN BERNARDI/ RIVERSIDE							
(ONTARIO INTERNATIONAL)	AA—AMERICAN AIRLINES	TOTAL	B-737-300	254		254	
			B-737-100/200	1097		1097	
			B-767-200	1		1	
			DC-9-80	5396	3	5399	
			DC-10-10	128		128	
			BAE-146-100	4		4	
			B-757-200	2		2	
			B-727-200	1		1	
			ALL TYPES	6883	3	6886	7012
	AS—ALASKA AIRLINES	TOTAL	DC-9-80	1878	18	1896	
			B-727-200	516	1	517	
			B-727-100	6		6	
			B-737-200C	1		1	
			ALL TYPES	2401	19	2420	2368
	CO—CONTINENTAL	TOTAL	B-737-300	355	9	364	
			B-737-100/200	16		16	

NOTE * = All Cargo Services

TABLE 7—Continued
Aircraft Departures Scheduled and Aircraft Departures Performed, By Community, By Air Carrier, And By Aircraft Type
12 Months Ended December 31, 1990

STATE OR U.S. AREA COMMUNITY (AIRPORT NAME)	CARRIER	OPERATION	TYPE OF AIRCRAFT	TOTAL DEPARTURES PERFORMED			DEPARTURES SCHEDULED
				SCHEDULED SERVICE	NON SCHEDULED SERVICE	ALL SERVICE	
CALIFORNIA—Continued							
ONTARIO/SAN BERNARDI/ RIVERSIDE—Continued							
(ONTARIO INTERNATIONAL)—Continued							
			B-737-200C	182		182	
			DC-9-80	262	3	265	
			B-727-100	163	3	166	
			B-727-200	600	16	616	
			A-300-X4		1	1	
			DC-9-30	1		1	
			DC-10-10	1		1	
			ALL TYPES	1580	32	1612	1595
	DL—DELTA AIR LINES	TOTAL	B-737-300	2		2	
			B-737-100/200	724		724	
			B-757-200	206		206	
			B-767-200	335		335	
			B-767-300	378	2	380	
			DC-9-80	1263		1263	
			B-727-200	593	6	599	
			L-1011/100/20	1		1	
			ALL TYPES	3502	8	3510	3514
	FM—FEDERAL EXPRESS	TOTAL	* BEECH 18	259		259	
			* C-208	1061		1061	
			* B-727-100	247	3	250	
			* B-727-200	26		26	
			* DC-10-10		6	6	
			* DC-10-30	2	5	7	
			* B-747-200		4	4	
			ALL TYPES	1595	18	1613	1595
	HP—AMERICAN WEST	TOTAL	B-737-300	1287	30	1317	
			B-737-100/200	3328	6	3334	
			B-757-200	168	1	169	
			ALL TYPES	4783	37	4820	4819
	JH—AMERIJET INTERNATIONAL	TOTAL	* B-727-100	2		2	
			ALL TYPES	2		2	2
	JW—ARROW AIR	TOTAL	* DC-8-63F		6	6	
			ALL TYPES		6	6	
	NW—NORTHWEST AIRLINES	TOTAL	B-727-100	350		350	
			B-727-200	362		362	
			B-757-200	2		2	
			ALL TYPES	714		714	726
	OE—WESTAIR AIRLINES	TOTAL	JETSTREAM 31	1270		1270	
			EMBRAER	1		1	
			ALL TYPES	1271		1271	1340
	PA—PAN AMERICAN	TOTAL	B-747	1		1	
			ALL TYPES	1		1	
	TW—TRANS WORLD AIR	TOTAL	DC-9-80	1344	1	1345	
			B-727-100	10		10	
			B-727-200	700	1	701	
			B-767-200	49		49	
			L-1011/100/20	5		5	
			ALL TYPES	2108	2	2110	2138
	UA—UNITED AIR LINES	TOTAL	B-737-300	2652		2652	
			B-737-100/200	2826		2826	
			B-727-100	510	1	511	
			B-727-200	1228	1	1229	
			DC-10-10	2		2	
			B-747SP	1		1	
			B-737-500	32		32	
			ALL TYPES	7251	2	7253	7337

NOTE. * = All Cargo Services

TABLE 7—Continued
Aircraft Departures Scheduled and Aircraft Departures Performed, By Community, By Air Carrier, And By Aircraft Type
12 Months Ended December 31, 1990

STATE OR U.S. AREA COMMUNITY (AIRPORT NAME)	CARRIER	OPERATION	TYPE OF AIRCRAFT	TOTAL DEPARTURES PERFORMED			DEPARTURES SCHEDULED
				SCHEDULED SERVICE	NON SCHEDULED SERVICE	ALL SERVICE	
CALIFORNIA—Continued							
ONTARIO/SAN BERNARDI/ RIVERSIDE—Continued							
(ONTARIC INTERNATIONAL)— Continucd							
	US—U.S. AIR	TOTAL	B-737-400	657		657	
			B-737-300	1628	1	1629	
			BAE-146-200	240		240	
			ALL TYPES	2525	1	2526	2543
	WN—SOUTHWEST AIRLINES	TOTAL	B-737-500	340		340	
			B-737-300	2409	12	2421	
			B-737-100/200	3419		3419	
			ALL TYPES	6168	12	6180	6210
	9R—ROSENBALM AVATION	TOTAL	* DC-8-63F	1		1	
			ALL TYPES	1		1	1
AIRPORT TOTAL		TOTAL	B-737-300	8587	52	8639	
			B-737-100/200	11410	6	11416	
			B-767-200	385		385	
			DC-9-80	10143	25	10168	
			DC-10-10	131		131	
			BAE-146-100	4		4	
			B-757-200	378	1	379	
			B-727-200	4000	25	4025	
			B-727-100	1039	4	1043	
			B-737-200C	183		183	
			A-300-X4		1	1	
			DC-9-30	1		1	
			B-767-300	378	2	380	
			L-1011/100/20	6		6	
			* BEECH 18	259		259	
			* C-208	1061		1061	
			* B-727-100	249	3	252	
			* B-727-200	26		26	
			* DC-10-10		6	6	
			* DC-10-30	2	5	7	
			* B-747-200		4	4	
			* DC-8-63F	1	6	7	
			JETSTREAM 31	1270		1270	
			EMBRAER	1		1	
			B-747	1		1	
			B-747SP	1		1	
			B-737-500	372		372	
			B-737-400	657		657	
			BAE-146-200	240		240	
			ALL TYPES	40785	140	40925	41200
(NORTON AFB)	FF—TOWER AIR	TOTAL	B-747		1	1	
			ALL TYPES		1	1	1
	VK—ZANTOP INTL AIRLINES	TOTAL	* L-188A/C		222	222	
			ALL TYPES		222	222	222
AIRPORT TOTAL		TOTAL	B-747		1	1	
			* L-188A/C		222	222	
			ALL TYPES		223	223	223
COMMUNITY TOTAL BY CARRIER	AA—AMERICAN AIRLINES	TOTAL	B-737-300	254		254	
			B-737-100/200	1097		1097	
			B-757-200	2		2	
			B-767-200	1		1	
			DC-9-80	5396	3	5399	
			B-727-200	1		1	
			DC-10-10	128		128	
			BAE-146-100	4		4	
			ALL TYPES	6883	3	6886	7012

NOTE * = All Cargo Services

TABLE 7—Continued
Aircraft Departures Scheduled and Aircraft Departures Performed, By Community, By Air Carrier, And By Aircraft Type
12 Months Ended December 31, 1990

STATE OR U.S. AREA COMMUNITY (AIRPORT NAME)	CARRIER	OPERATION	TYPE OF AIRCRAFT	TOTAL DEPARTURES PERFORMED			DEPARTURES SCHEDULED
				SCHEDULED SERVICE	NON SCHEDULED SERVICE	ALL SERVICE	
CALIFORNIA—Continued							
ONTARIO/SAN BERNARDI/ RIVERSIDE—Continued							
(NORTON AFB)—Continued							
COMMUNITY TOTAL BY CARRIER—Continued							
	AS—ALASKA AIRLINES	TOTAL	B-737-200C	1		1	
			DC-9-80	1878	18	1896	
			B-727-100	6		6	
			B-727-200	516	1	517	
			ALL TYPES	2401	19	2420	2366
	CO—CONTINENTAL	TOTAL	B-737-300	355	9	364	
			B-737-100/200	16		16	
			B-737-200C	182		182	
			DC-9-30	1		1	
			DC-9-80	262	3	265	
			A-300-X4		1	1	
			B-727-100	163	3	166	
			B-727-200	600	16	616	
			DC-10-10	1		1	
			ALL TYPES	1580	32	1612	1595
	DL—DELTA AIR LINES	TOTAL	B-737-300	2		2	
			B-737-100/200	724		724	
			B-757-200	206		206	
			B-767-200	335		335	
			B-767-300	378	2	380	
			DC-9-80	1263		1263	
			B-727-200	593	6	599	
			L-1011/100/20	1		1	
			ALL TYPES	3502	8	3510	3514
	FF—TOWER AIR	TOTAL	B-747		1	1	
			ALL TYPES		1	1	1
	FM—FEDERAL EXPRESS	TOTAL	* BEECH 18	259		259	
			* C-208	1061		1061	
			* B-727-100	247	3	250	
			* B-727-200	26		26	
			* DC-10-10		6	6	
			* DC-10-30	2	5	7	
			* B-747-200		4	4	
			ALL TYPES	1595	18	1613	1595
	HP—AMERICAN WEST	TOTAL	B-737-300	1287	30	1317	
			B-737-100/200	3328	6	3334	
			B-757-200	168	1	169	
			ALL TYPES	4783	37	4820	4819
	JH—AMERIJET INTERNATIONAL	TOTAL	* B-727-100	2		2	
			ALL TYPES	2		2	2
	JW—ARROW AIR	TOTAL	* DC-8-63F		6	6	
			ALL TYPES		6	6	
	NW—NORTHWEST AIRLINES	TOTAL	B-757-200	2		2	
			B 727-100	350		350	
			B-727-200	362		362	
			ALL TYPES	714		714	726
	OE—WESTAIR AIRLINES	TOTAL	EMBRAER JETSTREAM 31	1		1	
				1270		1270	
			ALL TYPES	1271		1271	1340
	PA—PAN AMERICAN	TOTAL	B-747	1		1	
			ALL TYPES	1		1	
	TW—TRANS WORLD AIR	TOTAL	B-767-200	49		49	
			DC-9-80	1344	1	1345	
			B-727-100	10		10	
			B-727-200	700	1	701	

NOTE * – All Cargo Services

TABLE 7—Continued
Aircraft Departures Scheduled and Aircraft Departures Performed, By Community, By Air Carrier, And By Aircraft Type
12 Months Ended December 31, 1990

STATE OR U.S. AREA COMMUNITY (AIRPORT NAME)	CARRIER	OPERATION	TYPE OF AIRCRAFT	TOTAL DEPARTURES PERFORMED			DEPARTURES SCHEDULED
				SCHEDULED SERVICE	NON SCHEDULED SERVICE	ALL SERVICE	
CALIFORNIA—Continued							
ONTARIO/SAN BERNARDI/ RIVERSIDE—Continued							
(NORTON AFB)—Continued							
COMMUNITY TOTAL BY CARRIER—Continued							
			L-1011/100/20	5		5	
			ALL TYPES	2108	2	2110	2138
	UA—UNITED AIR LINES	TOTAL	B-737-500	32		32	
			B-737-300	2652		2652	
			B-737-100/200	2826		2826	
			B-727-100	510	1	511	
			B-727-200	1228	1	1229	
			DC-10-10	2		2	
			B-747SP	1		1	
			ALL TYPES	7251	2	7253	7337
	US—U S AIR	TOTAL	B-737-400	657		657	
			B-737-300	1628	1	1629	
			BAE-146-200	240		240	
			ALL TYPES	2525	1	2526	2543
	VK—ZANTOP INTL AIRLINES	TOTAL	* L-188A/C		222	222	
			ALL TYPES		222	222	222
	WN—SOUTHWEST AIRLINES	TOTAL	B-737-500	340		340	
			B-737-300	2409	12	2421	
			B-737-100/200	3419		3419	
			ALL TYPES	6168	12	6180	6210
	9R—ROSENBALM AVATION	TOTAL	* DC-8-63F	1		1	
			ALL TYPES	1		1	1
COMMUNITY TOTAL		TOTAL	B-737-300	8587	52	8639	
			B-737-100/200	11410	6	11416	
			B-767-200	385		385	
			DC-9-80	10143	25	10168	
			DC-10-10	131		131	
			BAE-146-100	4		4	
			B-757-200	378	1	379	
			B-727-200	4000	25	4025	
			B-727-100	1039	4	1043	
			B-737-200C	183		183	
			A-300-X4		1	1	
			DC-9-30	1		1	
			B-767-300	378	2	380	
			L-1011/100/20	6		6	
			* BEECH 18	259		259	
			* C-208	1061		1061	
			* B-727-100	249	3	252	
			* B-727-200	26		26	
			* DC-10-10		6	6	
			* DC-10-30	2	5	7	
			* B-747-200		4	4	
			* DC-8-63F	1	6	7	
			JETSTREAM 31	1270		1270	
			EMBRAER	1		1	
			B-747	1	1	2	
			B-747SP	1		1	
			B-737-500	372		372	
			B-737-400	657		657	
			BAE-146-200	240		240	
			* L-188A/C		222	222	
			ALL TYPES	40785	363	41148	41423
OXNARD/VENTURA (VENTURA COUNTY)	OE—WESTAIR AIRLINES	TOTAL	EMBRAER 120	879		879	

NOTE * = All Cargo Services

TABLE 7—Continued
Aircraft Departures Scheduled and Aircraft Departures Performed, By Community, By Air Carrier, And By Aircraft Type
12 Months Ended December 31, 1990

STATE OR U.S. AREA / COMMUNITY (AIRPORT NAME)	CARRIER	OPERATION	TYPE OF AIRCRAFT	TOTAL DEPARTURES PERFORMED			DEPARTURES SCHEDULED
				SCHEDULED SERVICE	NON SCHEDULED SERVICE	ALL SERVICE	
CALIFORNIA—Continued							
OXNARD/VENTURA—Continued							
(VENTURA COUNTY)—Continued							
			EMBRAER	326		326	
			JETSTREAM 31	1261		1261	
			ALL TYPES	2466		2466	2549
PALMDALE/LANCASTER							
(PALMDALE AIR FORCE PLANT NR 42)	FM—FEDERAL EXPRESS	TOTAL	* B-727-200	3		3	
			ALL TYPES	3		3	3
	HP—AMERICAN WEST	TOTAL	DHC-8	1576		1576	
			ALL TYPES	1576		1576	1615
COMMUNITY TOTAL		TOTAL	* B-727-200	3		3	
			DHC-8	1576		1576	
			ALL TYPES	1579		1579	1618
RED BLUFF/REDDING							
(REDDING MUNI)	FM—FEDERAL EXPRESS	TOTAL	* C-208	237		237	
			ALL TYPES	237		237	237
	OE—WESTAIR AIRLINES	TOTAL	EMBRAER 120	1467		1467	
			EMBRAER	1152		1152	
			SHORTS 360	340		340	
			JETSTREAM 31	213		213	
			ALL TYPES	3172		3172	3256
COMMUNITY TOTAL		TOTAL	* C-208	237		237	
			EMBRAER 120	1467		1467	
			EMBRAER	1152		1152	
			SHORTS 360	340		340	
			JETSTREAM 31	213		213	
			ALL TYPES	3409		3409	3493
SACRAMENTO							
(SACRAMENTO METROPOLITAN)	AA—AMERICAN AIRLINES	TOTAL	DC-9-80	4309	3	4312	
			B-727-100	7		7	
			BAE-.46-100	182		182	
			B-737-100/200	3		3	
			B-737-300	85		85	
			DC-10-10	1		1	
			ALL TYPES	4587	3	4590	4694
	CO—CONTINENTAL	TOTAL	B-737-300	399		399	
			DC-9-80	16		16	
			B-727-200	40	3	43	
			B-727-100	5		5	
			B-737-100/200	14		14	
			B-737-200C	248	1	249	
			ALL TYPES	722	4	726	728
	DL—DELTA AIR LINES	TOTAL	B-737-100/200	1705		1705	
			DC-9-80	990		990	
			B-727-200	1172		1172	
			ALL TYPES	3867		3867	3911
	FM—FEDERAL EXPRESS	TOTAL	* C-208	988		988	
			* B-727-100	321		321	
			* B-727-200	74		74	
			* B-747-200	1		1	
			ALL TYPES	1384		1384	1384
	HP—AMERICAN WEST	TOTAL	B-737-300	490		490	
			B-737-100/200	1620		1620	
			ALL TYPES	2110		2110	2134
	NW—NORTHWEST AIRLINES	TOTAL	DC-9-30	67		67	
			B-727-100	449		449	
			B-727-200	89		89	

NOTE * - All Cargo Services

TABLE 7—Continued
Aircraft Departures Scheduled and Aircraft Departures Performed, By Community, By Air Carrier, And By Aircraft Type
12 Months Ended December 31, 1990

STATE OR U.S. AREA COMMUNITY (AIRPORT NAME)	CARRIER	OPERATION	TYPE OF AIRCRAFT	TOTAL DEPARTURES PERFORMED			DEPARTURES SCHEDULED
				SCHEDULED SERVICE	NON SCHEDULED SERVICE	ALL SERVICE	
CALIFORNIA—Continued							
SACRAMENTO—Continued							
(SACRAMENTO METROPOLITAN)—Continued							
			B-757-200	1		1	
			B-747	1		1	
			ALL TYPES	607		607	614
	OE—WESTAIR AIRLINES	TOTAL	EMBRAER 120	4294		4294	
			EMBRAER	3918		3918	
			JETSTREAM 31	2622		2622	
			SHORTS 360	1915		1915	
			BAE-146-200	1		1	
			ALL TYPES	12750		12750	19665
	UA—UNITED AIR LINES	TOTAL	B-737-300	2231		2231	
			B-737-100/200	2586		2586	
			B-727-100	609		609	
			B-727-200	2417		2417	
			DC-10-10	2		2	
			B-757-200	72		72	
			B-767-200		2	2	
			ALL TYPES	7917	2	7919	8077
	US—U S AIR	TOTAL	B-737-400	682		682	
			B-737-300	1698	1	1699	
			DC-9-80	24		24	
			BAE-146-200	3364	1	3365	
			ALL TYPES	5768	2	5770	5879
AIRPORT TOTAL		TOTAL	DC-9-80	5339	3	5342	
			B-727-100	1070		1070	
			BAE-146-100	182		182	
			B-737-100/200	5928		5928	
			B-737-300	4903	1	4904	
			DC-10-10	3		3	
			B-727-200	3718	3	3721	
			B-737-200C	248	1	249	
			* C-208	988		988	
			* B-727-100	321		321	
			* B-727-200	74		74	
			* B-747-200	1		1	
			DC-9-30	67		67	
			B-757-200	73		73	
			B-747	1		1	
			EMBRAER 120	4294		4294	
			EMBRAER	3918		3918	
			JETSTREAM 31	2622		2622	
			SHORTS 360	1915		1915	
			BAE-146-200	3365	1	3366	
			B-767-200		2	2	
			B-737-400	682		682	
			ALL TYPES	39712	11	39723	47086
(MCCLELLAN AFB)	VK—ZANTOP INTL AIRLINES	TOTAL	* L-188A/C		30	30	
			ALL TYPES		30	30	30
COMMUNITY TOTAL BY CARRIER	AA—AMERICAN AIRLINES	TOTAL	B-737-300	85		85	
			B-737-100/200	3		3	
			DC-9-80	4309	3	4312	
			B-727-100	7		7	
			DC-10-10	1		1	
			BAE-146-100	182		182	
			ALL TYPES	4587	3	4590	4694
	CO—CONTINENTAL	TOTAL	B-737-300	399		399	
			B-737-100/200	14		14	
			B-737-200C	248	1	249	

NOTE * = All Cargo Services

TABLE 7—Continued
Aircraft Departures Scheduled and Aircraft Departures Performed, By Community, By Air Carrier, And By Aircraft Type
12 Months Ended December 31, 1990

STATE OR U.S. AREA COMMUNITY (AIRPORT NAME)	CARRIER	OPERATION	TYPE OF AIRCRAFT	TOTAL DEPARTURES PERFORMED			DEPARTURES SCHEDULED
				SCHEDULED SERVICE	NON SCHEDULED SERVICE	ALL SERVICE	
CALIFORNIA—Continued							
SACRAMENTO—Continued							
(MCCLELLAN AFB)—Continued							
COMMUNITY TOTAL BY CARRIER—Continued							
			DC-9-80	16		16	
			B-727-100	5		5	
			B-727-200	40	3	43	
			ALL TYPES	722	4	726	728
	DL—DELTA AIR LINES	TOTAL	B-737-100/200	1705		1705	
			DC-9-80	990		990	
			B-727-200	1172		1172	
			ALL TYPES	3867		3867	3911
	FM—FEDERAL EXPRESS	TOTAL	* C-208	988		988	
			* B-727-100	321		321	
			* B-727-200	74		74	
			* B-747-200	1		1	
			ALL TYPES	1384		1384	1384
	HP—AMERICAN WEST	TOTAL	B-737-300	490		490	
			B-737-100/200	1620		1620	
			ALL TYPES	2110		2110	2134
	NW—NORTHWEST AIRLINES	TOTAL	B-757-200	1		1	
			DC-9-30	67		67	
			B-727-100	449		449	
			B-727-200	89		89	
			B-747	1		1	
			ALL TYPES	607		607	614
	OE—WESTAIR AIRLINES	TOTAL	EMBRAER 120	4294		4294	
			EMBRAER	3918		3918	
			JETSTREAM 31	2622		2622	
			SHORTS 360	1915		1915	
			BAE-146-200	1		1	
			ALL TYPES	12750		12750	19865
	UA—UNITED AIR LINES	TOTAL	B-737-300	2231		2231	
			B-737-100/200	2586		2586	
			B-757-200	72		72	
			B-767-200		2	2	
			B-727-100	609		609	
			B-727-200	2417		2417	
			DC-10-10	2		2	
			ALL TYPES	7917	2	7919	8077
	US—U S AIR	TOTAL	B 737-400	682		682	
			B-737-300	1698	1	1699	
			DC-9-80	24		24	
			BAE-146 200	3364	1	3365	
			ALL TYPES	5768	2	5770	5879
	VK—ZANTOP INTL AIRLINES	TOTAL	* L-188A/C		30	30	
			ALL TYPES		30	30	30
COMMUNITY TOTAL		TOTAL	DC-9-80	5339	3	5342	
			B-727-100	1070		1070	
			BAE-146-100	182		182	
			B-737-100/200	5928		5928	
			B-737-300	4903	1	4904	
			DC-10-10	3		3	
			B-727-200	3718	3	3721	
			B-737-200C	248	1	249	
			* C-208	988		988	
			* B-727-100	321		321	
			* B-727-200	74		74	
			* B-747-200	1		1	
			DC-9-30	67		67	

NOTE * = All Cargo Services

TABLE 7—Continued
Aircraft Departures Scheduled and Aircraft Departures Performed, By Community, By Air Carrier, And By Aircraft Type
12 Months Ended December 31, 1990

STATE OR U.S. AREA COMMUNITY (AIRPORT NAME)	CARRIER	OPERATION	TYPE OF AIRCRAFT	TOTAL DEPARTURES PERFORMED			DEPARTURES SCHEDULED
				SCHEDULED SERVICE	NON SCHEDULED SERVICE	ALL SERVICE	
CALIFORNIA—Continued							
SACRAMENTO—Continued							
(MCCLELLAN AFB)—Continued							
COMMUNITY TOTAL—Continued							
			B-757-200	73		73	
			B-747	1		1	
			EMBRAER 120	4294		4294	
			EMBRAER JETSTREAM 31	3918		3918	
			SHORTS 360	2622		2622	
			BAE-146-200	1915		1915	
			B-767-200	3365	1	3366	
			B-737-400		2	2	
			* L-188A/C	682		682	
			ALL TYPES		30	30	
SALINAS/MONTEREY				39712	41	39753	47116
(PENINSULA)	FM—FEDERAL EXPRESS	TOTAL	* BEECH 18	1		1	
			* C-208	260		260	
			ALL TYPES	261		261	261
	OE—WESTAIR AIRLINES	TOTAL	EMBRAER 120	406		406	
			EMBRAER JETSTREAM 31	91		91	
			SHORTS 360	26		26	
			BAE-146-200	511		511	
			ALL TYPES	1726		1726	
	UA—UNITED AIR LINES	TOTAL	B-737-300	2760		2760	2881
			B-737-100/200	394		394	
			B-727-100	607		607	
			B-727-200	126	2	128	
			ALL TYPES	206		206	
	US—U S. AIR	TOTAL	BAE-146-200	1333	2	1335	1353
			B-737-300	919		919	
			ALL TYPES	1		1	
COMMUNITY TOTAL		TOTAL	* BEECH 18	920		920	952
			* C-208	1		1	
			EMBRAER 120	260		260	
			EMBRAER JETSTREAM 31	406		406	
			SHORTS 360	91		91	
			BAE-146-200	26		26	
			B-737-300	511		511	
			B-737-100/200	2645		2645	
			B-727-100	395		395	
			B-727-200	607		607	
			ALL TYPES	126	2	128	
SAN DIEGO				206		206	
				5274	2	5276	5447
(SAN DIEGO INTL-LINDBERGH)	AA—AMERICAN AIRLINES	TOTAL	B-737-300	321		321	
			B-737-100/200	728		728	
			B-767-200	1492		1492	
			B-767-300	731		731	
			DC-9-80	2845	2	2847	
			B-727-100	6		6	
			B-727-200	276		276	
			DC-10-10	596	1	597	
			DC-10-30	8		8	
			B-757-200	59		59	
			ALL TYPES	7062	3	7065	7172
	AS—ALASKA AIRLINES	TOTAL	DC-9-80	1599	4	1603	
			B-727-100	92		92	
			B-727-200	824	5	829	

NOTE * = All Cargo Services

TABLE 7—Continued
Aircraft Departures Scheduled and Aircraft Departures Performed, By Community, By Air Carrier, And By Aircraft Type
12 Months Ended December 31, 1990

STATE OR U.S. AREA COMMUNITY (AIRPORT NAME)	CARRIER	OPERATION	TYPE OF AIRCRAFT	TOTAL DEPARTURES PERFORMED			DEPARTURES SCHEDULED
				SCHEDULED SERVICE	NON SCHEDULED SERVICE	ALL SERVICE	
CALIFORNIA—Continued							
SAN DIEGO—Continued							
(SAN DIEGO INTL-LINDBERGH)—Continued							
			ALL TYPES	2515	9	2524	2532
	CO—CONTINENTAL	TOTAL	DC-9-80	1659	2	1661	
			B-737-300	750	42	792	
			A-300-X4		11	11	
			B-727-100	35	1	36	
			B-727-200	1143	28	1171	
			ALL TYPES	3587	84	3671	3630
	DL—DELTA AIR LINES	TOTAL	B-737-300	1065		1065	
			B-737-100/200	382		382	
			B-757-200	1455		1455	
			B-767-200	171		171	
			DC-9-80	603	1	604	
			B-727-200	2364	4	2368	
			L-1011/100/20	717		717	
			B-767-300	189		189	
			ALL TYPES	6946	5	6951	7002
	FM—FEDERAL EXPRESS	TOTAL	* B-727-200	293		293	
			* B-747-200		3	3	
			* B-727-100	22		22	
			ALL TYPES	315	3	318	315
	HP—AMERICAN WEST	TOTAL	B-737-300	3406	13	3419	
			B-737-100/200	1415		1415	
			B-757-200	928		928	
			ALL TYPES	5749	13	5762	5791
	JH—AMERIJET INTERNATIONAL	TOTAL	* B-727-100		39	39	
			ALL TYPES		39	39	39
	NW—NORTHWEST AIRLINES	TOTAL	B-757-200	18		18	
			DC-9-80	392		392	
			A-320-200	841		841	
			B-727-100	404		404	
			B-727-200	602		602	
			DC-9-30	1		1	
			ALL TYPES	2258		2258	2319
	OE—WESTAIR AIRLINES	TOTAL	EMBRAER JETSTREAM 31	979		979	
				5369		5369	
			EMBRAER 120	103		103	
			BAE-146-200	217		217	
			ALL TYPES	6668		6668	6870
	TW—TRANS WORLD AIR	TOTAL	B-767-200	315		315	
			DC-9-40		1	1	
			DC-9 80	1143	4	1147	
			B-727-100	4		4	
			B-727-200	14	1	15	
			L-1011/100/20	457		457	
			ALL TYPES	1933	6	1939	1989
	UA—UNITED AIR LINES	TOTAL	B-737-300	2223	2	2225	
			B-737 100/200	526		526	
			B 757-200	467	2	469	
			B-767-200	120	1	121	
			B-727-100	371		371	
			B-727-200	1902	1	1903	
			DC-8-71	889	1	890	
			DC-10-10	60		60	
			B-747-400	1		1	
			ALL TYPES	6559	7	6566	6628
	US—U S AIR	TOTAL	B-737-400	1060	4	1064	
			B-737-300	8578	26	8604	

NOTE * All Cargo Services

TABLE 7—Continued
Aircraft Departures Scheduled and Aircraft Departures Performed, By Community, By Air Carrier, And By Aircraft Type
12 Months Ended December 31, 1990

STATE OR U.S. AREA COMMUNITY (AIRPORT NAME)	CARRIER	OPERATION	TYPE OF AIRCRAFT	TOTAL DEPARTURES PERFORMED			DEPARTURES SCHEDULED
				SCHEDULED SERVICE	NON SCHEDULED SERVICE	ALL SERVICE	
CALIFORNIA—Continued							
SAN DIEGO—Continued							
(SAN DIEGO INTL-LINDBERGH)—Continued							
			B-727-200	119		119	
			BAE 146-200	4344		4344	
			ALL TYPES	14101	30	14131	14221
	WN—SOUTHWEST AIRLINES	TOTAL	B-737-500	1074		1074	
			B-737-300	5809	5	5814	
			B-737-100/200	5085		5085	
			ALL TYPES	11968	5	11973	12094
	YX—MIDWEST EXPRESS	TOTAL	DC-9-80	291		291	
			ALL TYPES	291		291	291
COMMUNITY TOTAL		TOTAL	B-737-300	22152	88	22240	
			B-737-100/200	8136		8136	
			B-767 200	2098	1	2099	
			B 767-300	920		920	
			DC-9-80	8532	13	8545	
			B-727 100	912	1	913	
			B-727 200	7244	39	7283	
			DC-10-10	656	1	657	
			DC-10-30	8		8	
			B 757-200	2927	2	2929	
			A-300-X4		11	11	
			L-1011/100/20	1174		1174	
			* B 727-200	293		293	
			* B-747-200		3	3	
			* B-727-100	22	39	61	
			A-320-200	841		841	
			DC-9-30	1		1	
			EMBRAER JETSTREAM 31	979		979	
			EMBRAER 120	5369		5369	
			BAE-146-200	103		103	
			DC-9-40	4561		4561	
			DC-8-71		1	1	
			B-747-400	889	1	890	
			B-737-400	1		1	
			B-737-500	1060	4	1064	
			ALL TYPES	1074		1074	
				69952	204	70156	70893
SAN FRANCISCO/OAKLAND							
(BUCHANAN FIELD)	US—U S AIR	TOTAL	B-767-200	1		1	
			BAE-146-200	1285		1285	
			ALL TYPES	1286		1286	1334
(OAKLAND METROPOLITAN INTL)	AA—AMERICAN AIRLINES	TOTAL	DC-9-80	1891	1	1892	
			B-727-100	2		2	
			BAE-146-100	2		2	
			B-737-100/200	2		2	
			B-757-200	1		1	
			ALL TYPES	1898	1	1899	1933
	AS—ALASKA AIRLINES	TOTAL	DC-9-80	3996	8	4004	
			B-727-200	854	1	855	
			* DC-9-80	1		1	
			ALL TYPES	4851	9	4860	4859
	DL—DELTA AIR LINES	TOTAL	B 737-100/200	1448		1448	
			B 737-300	1		1	
			DC 9-80	540		540	
			B-727-200	1	4	5	
			B-767-200		1	1	
			ALL TYPES	1990	5	1995	1996
	FM—FEDERAL EXPRESS	TOTAL	* C-208	1884		1884	

NOTE * All Cargo Services

TABLE 7—Continued
Aircraft Departures Scheduled and Aircraft Departures Performed, By Community, By Air Carrier, And By Aircraft Type
12 Months Ended December 31, 1990

STATE OR U.S. AREA COMMUNITY (AIRPORT NAME)	CARRIER	OPERATION	TYPE OF AIRCRAFT	TOTAL DEPARTURES PERFORMED			DEPARTURES SCHEDULED
				SCHEDULED SERVICE	NON SCHEDULED SERVICE	ALL SERVICE	
CALIFORNIA—Continued							
SAN FRANCISCO/OAKLAND—Continued							
(OAKLAND METROPOLITAN INTL)—Continued							
			* B-727-100	1675	15	1690	
			* B-727-200	265		265	
			* DC-10-10	351		351	
			* DC-10-30	216	25	241	
			B-747-200		75	75	
			* DC-8-73F	325		325	
			* BEECH 18	41		41	
			* B-747-200	2	12	14	
			* B-747	1	2	3	
			ALL TYPES	4760	129	4889	4760
	HP—AMERICAN WEST	TOTAL	B-737-300	884	42	926	
			B-737-100/200	2198	8	2206	
			B-757-200	263		263	
			ALL TYPES	3345	50	3395	3366
	JH—AMERIJET INTERNATIONAL	TOTAL	* B-727-100	470	98	568	
			ALL TYPES	470	98	568	559
	NW—NORTHWEST AIRLINES	TOTAL	B-747	1		1	
			B-727-200	1		1	
			* B-747F	1		1	
			ALL TYPES	3		3	
	OE—WESTAIR AIRLINES	TOTAL	EMBRAER 120	1853		1853	
			JETSTREAM 31	1093		1093	
			SHORTS 360	1		1	
			ALL TYPES	2947		2947	3059
	PA—PAN AMERICAN	TOTAL	A-310-300	1		1	
			B-747	1		1	
			ALL TYPES	2		2	
	TW—TRANS WORLD AIR	TOTAL	B-747	1		1	
			ALL TYPES	1		1	
	UA—UNITED AIR LINES	TOTAL	B 737-300	3472		3472	
			B-737-100/200	2811		2811	
			B-757-200	339		339	
			B-727-100	896	1	897	
			B-727-200	1926	1	1927	
			DC-10-10	2		2	
			B-747	1		1	
			B-747-400	1		1	
			B-747SP	1		1	
			DC-8-71	276		276	
			B-737-500	31		31	
			B-767-200	2		2	
			ALL TYPES	9758	2	9760	9884
	US—U S AIR	TOTAL	B-737-400	781		781	
			B-737-300	3235	1	3236	
			B-727-200	2		2	
			BAE-146-200	3447		3447	
			ALL TYPES	7465	1	7466	7541
	VK—ZANTOP INTL AIRLINES	TOTAL	* L-186A/C		1	1	
			ALL TYPES		1	1	1
	WN—SOUTHWEST AIRLINES	TOTAL	B-737-500	820	1	821	
			B-737-300	4869	2	4871	
			B-737-100/200	2508		2508	
			ALL TYPES	8197	3	8200	8259
AIRPORT TOTAL		TOTAL	DC-9-80	6427	9	6436	
			B-727-100	898	1	899	

NOTE: * All Cargo Services

TABLE 7—Continued
Aircraft Departures Scheduled and Aircraft Departures Performed, By Community, By Air Carrier, And By Aircraft Type
12 Months Ended December 31, 1990

STATE OR U.S. AREA COMMUNITY (AIRPORT NAME)	CARRIER	OPERATION	TYPE OF AIRCRAFT	TOTAL DEPARTURES PERFORMED			DEPARTURES SCHEDULED
				SCHEDULED SERVICE	NON SCHEDULED SERVICE	ALL SERVICE	
CALIFORNIA—Continued							
SAN FRANCISCO/OAKLAND—Continued							
(OAKLAND METROPOLITAN INTL)—Continued							
AIRPORT TOTAL—Continued							
			BAE-146-100	2		2	
			B-737-100/200	8967	8	8975	
			B-757-200	603		603	
			B-727-200	2784	6	2790	
			* DC-9-80	1		1	
			B-737-300	12461	45	12506	
			B-767-200	2	1	3	
			* C-208	1884		1884	
			* B-727-100	2145	113	2258	
			* B-727-200	265		265	
			* DC-10-10	351		351	
			* DC-10-30	216	25	241	
			B-747-200		75	75	
			* DC-8-73F	325		325	
			* BEECH 18	41		41	
			* B-747-200	2	12	14	
			* B 47	1	2	3	
			B-747	4		4	
			* B-747F	1		1	
			EMBRAER 120	1853		1853	
			JETSTREAM 31	1093		1093	
			SHORTS 360	1		1	
			A-310-300	1		1	
			DC-10-10	2		2	
			B-747-400	1		1	
			B-747SP	1		1	
			DC-8-71	276		276	
			B-737-500	851	1	852	
			B-737-400	781		781	
			BAE-146-200	3447		3447	
			* L-188A/C		1	1	
			ALL TYPES	45687	299	45986	46217
(SAN FRANCISCO INTL)	AA—AMERICAN AIRLINES	TOTAL	B-737-300	639		639	
			B-737-100/200	1420		1420	
			B-767-200	2409		2409	
			B-767-300	632		632	
			DC-9-80	2583	1	2584	
			B-727-200	10		10	
			DC-10-10	1354	2	1356	
			DC-10-30	156		156	
			BAE-146-100	3123		3123	
			B-757-200	377		377	
			B-727-100	2		2	
			ALL TYPES	12705	3	12708	13236
	AS—ALASKA AIRLINES	TOTAL	DC-9-80	3247	4	3251	
			B-727-100	13		13	
			B-727-200	3850	17	3867	
			B-737-200C	2		2	
			ALL TYPES	7112	21	7133	7196
	CO—CONTINENTAL	TOTAL	B-737-300	1314	4	1318	
			DC-9-80	2250	5	2255	
			A-300-X4	930	9	939	
			B-727-100	119		119	
			B-727-200	1216	6	1222	
			DC-10-10	354		354	
			DC-10-30	185		185	

NOTE * All Cargo Services

TABLE 7—Continued
Aircraft Departures Scheduled and Aircraft Departures Performed, By Community, By Air Carrier, And By Aircraft Type
12 Months Ended December 31, 1990

STATE OR U.S. AREA COMMUNITY (AIRPORT NAME)	CARRIER	OPERATION	TYPE OF AIRCRAFT	TOTAL DEPARTURES PERFORMED			DEPARTURES SCHEDULED
				SCHEDULED SERVICE	NON SCHEDULED SERVICE	ALL SERVICE	
CALIFORNIA—Continued							
SAN FRANCISCO/OAKLAND—Continued							
(SAN FRANCISCO INTL)—Continued							
			B-747	33		33	
			B-747-200	157		157	
			B-737-200C	2		2	
			DC-3-30	1		1	
			* DC-10-30	3		3	
			* B-747-200	1		1	
			ALL TYPES	6565	24	6589	6625
	DL—DELTA AIR LINES	TOTAL	B-737-300	7	1	8	
			B-737-100/200	3627		3627	
			B-757-200	2767	1	2768	
			B-767-200	1231	1	1232	
			B-767-300	614	2	616	
			B-727-200	1481	9	1490	
			L-1011/100/20	1020		1020	
			DC-9-80		2	2	
			ALL TYPES	10747	16	10763	10926
	EA—EASTERN AIR LINES	TOTAL	B-757-200	789		789	
			A-300-X4	318		318	
			L-1011/100/20	99		99	
			ALL TYPES	1206		1206	1206
	FM—FEDERAL EXPRESS	TOTAL	* B-727-100	310		310	
			* B-727-200	9		9	
			* B-747	231	5	236	
			* B-747-200	424	5	429	
			* DC-8-73F	204		204	
			* C-208	3		3	
			* BEECH 18	1		1	
			* DC-10-10	4		4	
			* DC-10-30	1		1	
			ALL TYPES	1187	10	1197	1187
	HA—HAWAIIAN AIRLINES	TOTAL	L-1011/100/20	343	15	358	
			ALL TYPES	343	15	358	365
	HP—AMERICAN WEST	TOTAL	B-737-300	1115	27	1142	
			B-737-100/200	525	3	528	
			B-757-200	87		87	
			ALL TYPES	1727	30	1757	1731
	NW—NORTHWEST AIRLINES	TOTAL	B-757-200	2118	1	2119	
			DC-9-80	52		52	
			A-320-200	469		469	
			B-727-100	29		29	
			B-727-200	1372		1372	
			DC-10-40	1343		1343	
			* B-747F	376	3	379	
			B-747	363		363	
			B-747-400	1		1	
			ALL TYPES	6123	4	6127	6269
	OE—WESTAIR AIRLINES	TOTAL	EMBR/ER 120	9162		9162	
			EMBRAER	6730		6730	
			JETSTREAM 31	5119		5119	
			SHORTS 360	4403		4403	
			BAE-146-200	6073		6073	
			ALL TYPES	31487		31487	45132
	PA—PAN AMERICAN	TOTAL	B-747	623	2	625	
			B-747-200	224		224	
			A-300-X4	661		661	
			A-310-200	61		61	
			A-310-300	176	1	177	
			B-727-200	1254	4	1258	

NOTE * = All Cargo Services

TABLE 7—Continued
Aircraft Departures Scheduled and Aircraft Departures Performed, By Community, By Air Carrier, And By Aircraft Type
12 Months Ended December 31, 1990

STATE OR U.S. AREA COMMUNITY (AIRPORT NAME)	CARRIER	OPERATION	TYPE OF AIRCRAFT	TOTAL DEPARTURES PERFORMED			DEPARTURES SCHEDULED
				SCHEDULED SERVICE	NON SCHEDULED SERVICE	ALL SERVICE	
CALIFORNIA—Continued							
SAN FRANCISCO/OAKLAND—Continued							
(SAN FRANCISCO INTL)—Continued							
			ALL TYPES	2999	7	3006	2983
	TW—TRANS WORLD AIR	TOTAL	B-747	247		247	
			B-767-200	775		775	
			DC-9-80	461	4	465	
			B-727-100	1	1	2	
			L-1011/100/20	2158	1	2159	
			B-727-200	17		17	
			ALL TYPES	3659	6	3665	3751
	TZ—AMERICAN TRANS AIR	TOTAL	L-1011/100/20	192	60	252	
			B-727-100		2	2	
			B-757-200		2	2	
			ALL TYPES	192	64	256	146
	UA—UNITED AIR LINES	TOTAL	B-747	1806	25	1831	
			B-747-200	5		5	
			B-747-400	446		446	
			B-747SP	811	1	812	
			DC-10-30	95		95	
			B-737-300	12714		12714	
			B-737-100/200	11805		11805	
			B-757-200	979		979	
			B-767-200	1732	9	1741	
			B-727-100	4818	6	4824	
			B-727-200	9287	16	9303	
			DC-10-10	6820	9	6829	
			DC-8-71	2505	4	2509	
			B-737-500	130		130	
			ALL TYPES	53953	70	54023	54603
	US—U.S AIR	TOTAL	B-737-400	1538		1538	
			B-737-300	18836	45	18881	
			DC-9-80	28		28	
			B-727-200	151		151	
			BAE-146-200	6173		6173	
			ALL TYPES	26726	45	26771	27227
	WN—SOUTHWEST AIRLINES	TOTAL	B-737-500	294		294	
			B-737-300	1849	2	1851	
			B-737-100/200	2576		2576	
			ALL TYPES	4719	2	4721	4756
	YX—MIDWEST EXPRESS	TOTAL	DC-9-80	240		240	
			ALL TYPES	240		240	242
AIRPORT TOTAL		TOTAL	B-737-300	36474	79	36553	
			B-737-100/200	19953	3	19956	
			B-767-200	6147	10	6157	
			B-767-300	1246	2	1248	
			DC-9-80	8861	16	8877	
			B-727-200	18638	52	18690	
			DC-10-10	8528	11	8539	
			DC-10-30	436		436	
			BAE-146-100	3123		3123	
			B-757-200	7117	4	7121	
			B-727-100	4982	9	4991	
			B-737-200C	4		4	
			A-300-X4	1909	9	1918	
			B-747	3072	27	3099	
			B-747-200	386		386	
			DC-9-30	1		1	
			* DC-10-30	4		4	
			* B-747-200	425	5	430	
			L-1011/100/20	3812	76	3888	

NOTE * = All Cargo Services

TABLE 7—Continued
Aircraft Departures Scheduled and Aircraft Departures Performed, By Community, By Air Carrier, And By Aircraft Type
12 Months Ended December 31, 1990

STATE OR U.S. AREA COMMUNITY (AIRPORT NAME)	CARRIER	OPERATION	TYPE OF AIRCRAFT	TOTAL DEPARTURES PERFORMED			DEPARTURES SCHEDULED
				SCHEDULED SERVICE	NON SCHEDULED SERVICE	ALL SERVICE	
CALIFORNIA—Continued							
SAN FRANCISCO/OAKLAND—Continued							
(SAN FRANCISCO INTL)—Continued							
AIRPORT TOTAL—Continued							
			* B-727-100	310		310	
			* B-727-200	9		9	
			* B-747	231	5	236	
			* DC-8-73F	204		204	
			* C-208	3		3	
			* BEECH 18	1		1	
			* DC-10-10	4		4	
			A-320-200	469		469	
			DC-10-40	1343		1343	
			* B-747F	376	3	379	
			B-747-400	447		447	
			EMBRAER 120	9162		9162	
			EMBRAER	6730		6730	
			JETSTREAM 31	5119		5119	
			SHORTS 360	4403		4403	
			BAE-146-200	12246		12246	
			A-310-200	61		61	
			A-310-300	176	1	177	
			B-747SP	811	1	812	
			DC-8-71	2505	4	2509	
			B-737-500	424		424	
			B-737-400	1538		1538	
			ALL TYPES	171690	317	172007	187581
COMMUNITY TOTAL BY CARRIER	AA—AMERICAN AIRLINES	TOTAL	B-737-300	639		639	
			B-737-100/200	1422		1422	
			B-757-200	378		378	
			B-767-200	2409		2409	
			B-767-300	632		632	
			DC-9-80	4474	2	4476	
			B-727-100	4		4	
			B-727-200	10		10	
			DC-10-10	1354	2	1356	
			DC-10-30	156		156	
			BAE-146-100	3125		3125	
			ALL TYPES	14603	4	14607	15169
	AS—ALASKA AIRLINES	TOTAL	B-737-200C	2		2	
			DC-9-80	7243	12	7255	
			* DC-9-80	1		1	
			B-727-100	13		13	
			B-727-200	4704	18	4722	
			ALL TYPES	11963	30	11993	12055
	CO—CONTINENTAL	TOTAL	B-737-300	1314	4	1318	
			B-737-200C	2		2	
			DC-9-30	1		1	
			DC-9-80	2250	5	2255	
			A-300-X4	930	9	939	
			B-727-100	119		119	
			B-727-200	1216	6	1222	
			DC-10-10	354		354	
			DC-10-30	185		185	
			* DC-10-30	3		3	
			B-747	33		33	
			B-747-200	157		157	
			* B-747-200	1		1	
			ALL TYPES	6565	24	6589	6625
	DL—DELTA AIR LINES	TOTAL	B-737-300	8	1	9	
			B-737-100/200	5075		5075	

NOTE * = All Cargo Services

TABLE 7—Continued
Aircraft Departures Scheduled and Aircraft Departures Performed, By Community, By Air Carrier, And By Aircraft Type
12 Months Ended December 31, 1990

STATE OR U.S. AREA COMMUNITY (AIRPORT NAME)	CARRIER	OPERATION	TYPE OF AIRCRAFT	TOTAL DEPARTURES PERFORMED			DEPARTURES SCHEDULED
				SCHEDULED SERVICE	NON SCHEDULED SERVICE	ALL SERVICE	
CALIFORNIA—Continued							
SAN FRANCISCO/OAKLAND—Continued							
(SAN FRANCISCO INTL)—Continued							
COMMUNITY TOTAL BY CARRIER—Continued							
			B-757-200	2767	1	2768	
			B-767-200	1231	2	1233	
			B-767-300	614	2	616	
			DC-9-80	540	2	542	
			B-727-200	1482	13	1495	
			L-1011/100/20	1020		1020	
			ALL TYPES	12737	21	12758	12922
	EA—EASTERN AIR LINES	TOTAL	B-757-200	789		789	
			A-300-X4	318		318	
			L-1011/100/20	99		99	
			ALL TYPES	1206		1206	1206
	FM—FEDERAL EXPRESS	TOTAL	* BEECH 18	42		42	
			* C-208	1887		1887	
			* B-727-100	1985	15	2000	
			* B-727-200	274		274	
			* DC-10-10	355		355	
			* DC-10-30	217	25	242	
			* B-747	232	7	239	
			B-747-200		75	75	
			* B-747-200	426	17	443	
			* DC-8-73F	529		529	
			ALL TYPES	5947	139	6086	5947
	HA—HAWAIIAN AIRLINES	TOTAL	L-1011/100/20	343	15	358	
			ALL TYPES	343	15	358	365
	HP—AMERICAN WEST	TOTAL	B-737-300	1999	69	2068	
			B-737-100/200	2723	11	2734	
			B-757-200	350		350	
			ALL TYPES	5072	80	5152	5097
	JH—AMERIJET INTERNATIONAL	TOTAL	* B-727-100	470	98	568	
			ALL TYPES	470	98	568	559
	NW—NORTHWEST AIRLINES	TOTAL	B-757-200	2118	1	2119	
			DC-9-80	52		52	
			A-320-200	469		469	
			B-727-100	29		29	
			B-727-200	1373		1373	
			DC-10-40	1343		1343	
			B-747	364		364	
			B-747-400	1		1	
			* B-747F	377	3	380	
			ALL TYPES	6126	4	6130	6269
	OE—WESTAIR AIRLINES	TOTAL	EMBRAER 120	11015		11015	
			EMBRAER	6730		6730	
			JETSTREAM 31	6212		6212	
			SHORTS 360	4404		4404	
			BAE-146-200	6073		6073	
			ALL TYPES	34434		34434	48191
	PA—PAN AMERICAN	TOTAL	A-300-X4	661		661	
			A-310-200	61		61	
			A-310-300	177	1	178	
			B-727-200	1254	4	1258	
			B-747	624	2	626	
			B-747-200	224		224	
			ALL TYPES	3001	7	3008	2983
	TW—TRANS WORLD AIR	TOTAL	B-767-200	775		775	
			DC-9-80	461	4	465	

NOTE * = All Cargo Services

TABLE 7—Continued
Aircraft Departures Scheduled and Aircraft Departures Performed, By Community, By Air Carrier, And By Aircraft Type
12 Months Ended December 31, 1990

STATE OR U.S. AREA COMMUNITY (AIRPORT NAME)	CARRIER	OPERATION	TYPE OF AIRCRAFT	TOTAL DEPARTURES PERFORMED			DEPARTURES SCHEDULED
				SCHEDULED SERVICE	NON SCHEDULED SERVICE	ALL SERVICE	
CALIFORNIA—Continued							
SAN FRANCISCO/OAKLAND—Continued							
(SAN FRANCISCO INTL)—Continued							
COMMUNITY TOTAL BY CARRIER—Continued							
			B-727-100	1	1	2	
			B-727-200	17		17	
			L-1011/100/20	2158	1	2159	
			B-747	248		248	
			ALL TYPES	3660	6	3666	3751
	TZ—AMERICAN TRANS AIR	TOTAL	B-757-200		2	2	
			B-727-100		2	2	
			L-1011/100/20	192	60	252	
			ALL TYPES	192	64	256	146
	UA—UNITED AIR LINES	TOTAL	B-737-500	161		161	
			B-737-300	16186		16186	
			B-737-100/200	14616		14616	
			B-757-200	1318		1318	
			B-767-200	1734	9	1743	
			B-727-100	5714	7	5721	
			B-727-200	11213	17	11230	
			DC-10-10	6822	9	6831	*
			DC-10-30	95		95	
			B-747	1807	25	1832	
			B-747-200	5		5	
			B-747-400	447		447	
			B-747SP	812	1	813	
			DC-8-71	2781	4	2785	
			ALL TYPES	63711	72	63783	64487
	US—U.S AIR	TOTAL	B-737-400	2319		2319	
			B-737-300	22071	46	22117	
			B-767-200	1		1	
			DC-9-80	28		28	
			B-727-200	153		153	
			BAE-146-200	10905		10905	
			ALL TYPES	35477	46	35523	36102
	VK—ZANTOP INTL AIRLINES	TOTAL	* L-188A/C		1	1	
			ALL TYPES		1	1	1
	WN—SOUTHWEST AIRLINES	TOTAL	B-737-500	1114	1	1115	
			B-737-300	6718	4	6722	
			B-737-100/200	5084		5084	
			ALL TYPES	12916	5	12921	13015
	YX—MIDWEST EXPRESS	TOTAL	DC-9-80	240		240	
			ALL TYPES	240		240	242
COMMUNITY TOTAL		TOTAL	B-767-200	6150	11	6161	
			BAE-146-200	16978		16978	
			DC-9-80	15288	25	15313	
			B-727-100	5880	10	5890	
			BAE-146-100	3125		3125	
			B-737-100/200	28920	11	28931	
			B-757-200	7720	4	7724	
			B-727-200	21422	58	21480	
			* DC-9-80	1		1	
			B-737-300	48935	124	49059	
			* C-208	1887		1887	
			* B-727-100	2455	113	2568	
			* B-727-200	274		274	
			* DC-10-10	355		355	
			* DC-10-30	220	25	245	
			B-747-200	386	75	461	
			* DC-8-73F	529		529	

NOTE * = All Cargo Services

TABLE 7—Continued
Aircraft Departures Scheduled and Aircraft Departures Performed, By Community, By Air Carrier, And By Aircraft Type
12 Months Ended December 31, 1990

STATE OR U.S. AREA / COMMUNITY / (AIRPORT NAME)	CARRIER	OPERATION	TYPE OF AIRCRAFT	TOTAL DEPARTURES PERFORMED			DEPARTURES SCHEDULED
				SCHEDULED SERVICE	NON SCHEDULED SERVICE	ALL SERVICE	
CALIFORNIA—Continued							
SAN FRANCISCO/OAKLAND—Continued							
(SAN FRANCISCO INTL)—Continued							
COMMUNITY TOTAL—Continued							
			* BEECH 18	42		42	
			* B-747-200	427	17	444	
			* B-747	232	7	239	
			B-747	3076	27	3103	
			* B-747F	377	3	380	
			EMBRAER 120	11015		11015	
			JETSTREAM 31	6212		6212	
			SHORTS 360	4404		4404	
			A-310-300	177	1	178	
			DC-10-10	8530	11	8541	
			B-747-400	448		448	
			B-747SP	812	1	813	
			DC-8-71	2781	4	2785	
			B-737-500	1275	1	1276	
			B-737-400	2319		2319	
			* L-188A/C		1	1	
			B-767-300	1246	2	1248	
			DC-10-30	436		436	
			B-737-200C	4		4	
			A-300-X4	1909	9	1918	
			DC-9-30	1		1	
			L-1011/100/20	3812	76	3888	
			A-320-200	469		469	
			DC-10-40	1343		1343	
			EMBRAER	6730		6730	
			A-310-200	61		61	
			ALL TYPES	218663	616	219279	235132
SAN JOSE							
(SAN JOSE MUNI)	AA—AMERICAN AIRLINES	TOTAL	B-737-300	7910		7910	
			B-737-100/200	6055		6055	
			B-757-200	442		442	
			B-767-200	314		314	
			DC-9-80	7917	1	7918	
			B-727-100	13		13	
			B-727-200	19		19	
			DC-10-10	1136		1136	
			BAE-146-100	1222		1222	
			DC-10-30	2		2	
			ALL TYPES	25030	1	25031	25595
	AS—ALASKA AIRLINES	TOTAL	B-727-200	1352	1	1353	
			B-737-200C	424	9	433	
			DC-9-80	2183		2183	
			B-727-100	109		109	
			ALL TYPES	4068	10	4078	4111
	CO—CONTINENTAL	TOTAL	B-737-300	370	1	371	
			B-737-200C	305		305	
			DC-9-10	1		1	
			DC-9-30	8		8	
			DC-9-80	210	1	211	
			B-727-100	19		19	
			B-727-200	300		300	
			B-737-100/200	23		23	
			A-300-X4	1	1	2	
			ALL TYPES	1237	3	1240	1271
	DL—DELTA AIR LINES	TOTAL	B-737-300	356	1	357	
			B-737-100/200	1093		1093	
			DC-9-80	1061		1061	

NOTE * = All Cargo Services

TABLE 7—Continued
Aircraft Departures Scheduled and Aircraft Departures Performed, By Community, By Air Carrier, And By Aircraft Type
12 Months Ended December 31, 1990

STATE OR U.S. AREA COMMUNITY (AIRPORT NAME)	CARRIER	OPERATION	TYPE OF AIRCRAFT	TOTAL DEPARTURES PERFORMED			DEPARTURES SCHEDULED
				SCHEDULED SERVICE	NON SCHEDULED SERVICE	ALL SERVICE	
CALIFORNIA—Continued							
SAN JOSE—Continued							
(SAN JOSE MUNI)—Continued							
			B-727-200	1		1	
			ALL TYPES	2511	1	2512	2539
	FM—FEDERAL EXPRESS	TOTAL	* B-727-100	10		10	
			* B-727-200	6		6	
			* DC-10-10	38		38	
			* DC-10-30	214		214	
			* DC-8-73F	1		1	
			* C-208	1		1	
			ALL TYPES	270		270	270
	HP—AMERICAN WEST	TOTAL	B-737-300	1048	5	1053	
			B-737-100/200	1943		1943	
			ALL TYPES	2991	5	2996	3022
	NW—NORTHWEST AIRLINES	TOTAL	B-727-200	394		394	
			DC-9-30	1		1	
			B-727-100	65		65	
			ALL TYPES	460		460	461
	OE—WESTAIR AIRLINES	TOTAL	EMBRAER	2088		2088	
			EMBRAER 120	190		190	
			JETSTREAM 31	184		184	
			ALL TYPES	2462		2462	2560
	TW—TRANS WORLD AIR	TOTAL	DC-9-80	857		857	
			B-767-200	1		1	
			B-727-100	2		2	
			B-727-200	18		18	
			ALL TYPES	878		878	905
	UA—UNITED AIR LINES	TOTAL	B-737-300	1340	1	1341	
			B-737-100/200	2		2	
			B-767-200	2	1	3	
			B-727-100	8		8	
			B-727-200	1013		1013	
			DC-10-10	1		1	
			DC-8-71	365		365	
			B-757-200	108		108	
			ALL TYPES	2839	2	2841	2876
	US—U S AIR	TOTAL	B-737-400	353		353	
			B-737-300	1779		1779	
			BAE-146-200	4272		4272	
			ALL TYPES	6404		6404	6485
	9R—ROSENBALM AVATION	TOTAL	* DC-8-63F	1		1	
			ALL TYPES	1		1	1
COMMUNITY TOTAL		TOTAL	B-737-300	12803	8	12811	
			B-737-100/200	9116		9116	
			B-757-200	550		550	
			B-767-200	317	1	318	
			DC-9-80	12228	2	12230	
			B-727-100	216		216	
			B-727-200	3097	1	3098	
			DC-10-10	1137		1137	
			BAE-146-100	1222		1222	
			DC-10-30	2		2	
			B-737-200C	729	9	738	
			DC-9-10	1		1	
			DC-9-30	9		9	
			A-300-X4	1	1	2	
			* B-727-100	10		10	
			* B-727-200	6		6	
			* DC-10-10	38		38	
			* DC-10-30	214		214	

NOTE * = All Cargo Services

TABLE 7—Continued
Aircraft Departures Scheduled and Aircraft Departures Performed, By Community, By Air Carrier, And By Aircraft Type
12 Months Ended December 31, 1990

STATE OR U.S. AREA COMMUNITY (AIRPORT NAME)	CARRIER	OPERATION	TYPE OF AIRCRAFT	TOTAL DEPARTURES PERFORMED			DEPARTURES SCHEDULED
				SCHEDULED SERVICE	NON SCHEDULED SERVICE	ALL SERVICE	
CALIFORNIA—Continued							
SAN JOSE—Continued							
(SAN JOSE MUNI)—Continued							
COMMUNITY TOTAL—Continued							
			* DC-8-73F	1		1	
			* C-208	1		1	
			EMBRAER	2068		2068	
			EMBRAER 120	190		190	
			JETSTREAM 31	184		184	
			DC-8-71	365		365	
			B-737-400	353		353	
			BAE-146-200	4272		4272	
			* DC-8-63F	1		1	
			ALL TYPES	49151	22	49173	50096
SAN LUIS OBISPO/PASO ROBLS							
(SAN LUIS OBISPO COUNTY)	FM—FEDERAL EXPRESS	TOTAL	* C-208	27		27	
			ALL TYPES	27		27	27
	OE—WESTAIR AIRLINES	TOTAL	EMBRAER	687		687	
			JETSTREAM 31	610		610	
			ALL TYPES	1297		1297	1334
COMMUNITY TOTAL		TOTAL	* C-208	27		27	
			EMBRAER	687		687	
			JETSTREAM 31	610		610	
			ALL TYPES	1324		1324	1361
SANTA BARBARA							
(SANTA BARBARA)	AA—AMERICAN AIRLINES	TOTAL	DC-9-80	816		816	
			ALL TYPES	816		816	826
	FM—FEDERAL EXPRESS	TOTAL	* BEECH 18	255		255	
			* C-208	17		17	
			ALL TYPES	272		272	272
	HP—AMERICAN WEST	TOTAL	DHC-8	1448		1448	
			ALL TYPES	1448		1448	1481
	OE—WESTAIR AIRLINES	TOTAL	EMBRAER 120	1023		1023	
			EMBRAER JETSTREAM 31	2648		2648	
				1588		1588	
			ALL TYPES	5259		5259	5459
	UA—UNITED AIR LINES	TOTAL	B-737 300	796		796	
			B-737-100/200	1395		1395	
			B-727-100	9		9	
			B-727-200	3	1	4	
			ALL TYPES	2203	1	2204	2225
AIRPORT TOTAL		TOTAL	DC-9-80	816		816	
			* BEECH 18	255		255	
			* C-208	17		17	
			DHC-8	1448		1448	
			EMBRAER 120	1023		1023	
			EMBRAER JETSTREAM 31	2648		2648	
				1588		1588	
			B-737-300	796		796	
			B-737-100/200	1395		1395	
			B-727-100	9		9	
			B-727-200	3	1	4	
			ALL TYPES	9998	1	9999	10263
(SANTA MARIA PUBLIC)	FM—FEDERAL EXPRESS	TOTAL	* BEECH 18	6		6	
			* C-208	260		260	
			ALL TYPES	266		266	286
	OE—WESTAIR AIRLINES	TOTAL	EMBRAER	887		887	

NOTE * All Cargo Services

TABLE 7—Continued
Aircraft Departures Scheduled and Aircraft Departures Performed, By Community, By Air Carrier, And By Aircraft Type
12 Months Ended December 31, 1990

STATE OR U.S. AREA / COMMUNITY (AIRPORT NAME)	CARRIER	OPERATION	TYPE OF AIRCRAFT	TOTAL DEPARTURES PERFORMED			DEPARTURES SCHEDULED
				SCHEDULED SERVICE	NON SCHEDULED SERVICE	ALL SERVICE	
CALIFORNIA—Continued							
SANTA BARBARA—Continued							
(SANTA MARIA PUBLIC)—Continued							
			JETSTREAM 31	587		587	
			ALL TYPES	1474		1474	1544
AIRPORT TOTAL		TOTAL	* BEECH 18	6		6	
			* C-208	260		260	
			EMBRAER	887		887	
			JETSTREAM 31	587		587	
			ALL TYPES	1740		1740	1810
COMMUNITY TOTAL BY CARRIER	AA—AMERICAN AIRLINES	TOTAL	DC-9-80	816		816	
			ALL TYPES	816		816	826
	FM—FEDERAL EXPRESS	TOTAL	* BEECH 18	261		261	
			* C-208	277		277	
			ALL TYPES	538		538	538
	HP-- AMERICAN WEST	TOTAL	DHC-8	1448		1448	
			ALL TYPES	1448		1448	1481
	OE—WESTAIR AIRLINES	TOTAL	EMBRAER 120	1023		1023	
			EMBRAER	3535		3535	
			JETSTREAM 31	2175		2175	
			ALL TYPES	6733		6733	7003
	UA—UNITED AIR LINES	TOTAL	B-737-300	796		796	
			B-737-100/200	1395		1395	
			B-727-100	9		9	
			B-727-200	3	1	4	
			ALL TYPES	2203	1	2204	2225
COMMUNITY TOTAL		TOTAL	DC-9-80	816		816	
			* BEECH 18	261		261	
			* C-208	277		277	
			DHC-8	1448		1448	
			EMBRAER 120	1023		1023	
			EMBRAER	3535		3535	
			JETSTREAM 31	2175		2175	
			B-737-300	796		796	
			B-737-100/200	1395		1395	
			B-727-100	9		9	
			B-727-200	3	1	4	
			ALL TYPES	11738	1	11739	12073
SANTA ROSA							
(SONOMA COUNTY)	FM--FEDERAL EXPRESS	TOTAL	* C-208	173		173	
			ALL TYPES	173		173	173
	OE—WESTAIR AIRLINES	TOTAL	EMBRAER 120	784		784	
			EMBRAER	875		875	
			SHORTS 360	1016		1016	
			BAE-146-200	273		273	
			JETSTREAM 31	150		150	
			ALL TYPES	3098		3098	3198
AIRPORT TOTAL		TOTAL	* C-208	173		173	
			EMBRAER 120	784		784	
			EMBRAER	875		875	
			SHORTS 360	1016		1016	
			BAE-146-200	273		273	
			JETSTREAM 31	150		150	
			ALL TYPES	3271		3271	3371
(SANTA ROSA AIR CENTER)	FM—FEDERAL EXPRESS	TOTAL	* C-208	1		1	
			ALL TYPES	1		1	1
COMMUNITY TOTAL BY CARRIER	FM—FEDERAL EXPRESS	TOTAL	* C-208	174		174	

NOTE * = All Cargo Services

TABLE 7—Continued
Aircraft Departures Scheduled and Aircraft Departures Performed, By Community, By Air Carrier, And By Aircraft Type
12 Months Ended December 31, 1990

STATE OR U.S. AREA COMMUNITY (AIRPORT NAME)	CARRIER	OPERATION	TYPE OF AIRCRAFT	TOTAL DEPARTURES PERFORMED			DEPARTURES SCHEDULED
				SCHEDULED SERVICE	NON SCHEDULED SERVICE	ALL SERVICE	
CALIFORNIA—Continued							
SANTA ROSA—Continued							
(SANTA ROSA AIR CENTER)—Continued							
COMMUNITY TOTAL BY CARRIER—Continued							
			ALL TYPES	174		174	174
	OE—WESTAIR AIRLINES	TOTAL	EMBRAER 120	784		784	
			EMBRAER	875		875	
			JETSTREAM 31	150		150	
			SHORTS 360	1016		1016	
			BAE-146-200	273		273	
			ALL TYPES	3098		3098	3198
COMMUNITY TOTAL		TOTAL	* C-208	174		174	
			EMBRAER 120	784		784	
			EMBRAER	875		875	
			SHORTS 360	1016		1016	
			BAE-146-200	273		273	
			JETSTREAM 31	150		150	
			ALL TYPES	3272		3272	3372
SANTA YNEZ							
(SANTA YNEZ AIRPORT)	FM—FEDERAL EXPRESS	TOTAL	* C-208	1		1	
			ALL TYPES	1		1	1
STOCKTON							
(STOCKTON METROPOLITAN)	CO—CONTINENTAL	TOTAL	DC-9-80	1		1	
			ALL TYPES	1		1	
	OE—WESTAIR AIRLINES	TOTAL	EMBRAER 120	1083		1083	
			EMBRAER	1106		1106	
			SHORTS 360	2		2	
			JETSTREAM 31	526		526	
			ALL TYPES	2717		2717	2832
	US—U.S. AIR	TOTAL	B-737-300	2		2	
			BAE-146-200	878	2	880	
			B-737-400	1		1	
			ALL TYPES	881	2	883	905
COMMUNITY TOTAL		TOTAL	DC-9-80	1		1	
			EMBRAER 120	1083		1083	
			EMBRAER	1106		1106	
			SHORTS 360	2		2	
			JETSTREAM 31	526		526	
			B-737-300	2		2	
			BAE-146-200	878	2	880	
			B-737-400	1		1	
			ALL TYPES	3599	2	3601	3737
TEHACHAPI							
(TEHACHAPI MUNI)	FM—FEDERAL EXPRESS	TOTAL	* C-208	1		1	
			ALL TYPES	1		1	1
UKIAH							
(UKIAH MUNI)	FM—FEDERAL EXPRESS	TOTAL	* C-208	558		558	
			ALL TYPES	558		558	558
VISALIA							
(VISALIA MUNI)	FM—FEDERAL EXPRESS	TOTAL	* C-208	192		192	
			ALL TYPES	192		192	192
WATSONVILLE							
(WATSONVILLE MUNICIPAL)	FM—FEDERAL EXPRESS	TOTAL	* C-208	2		2	
			ALL TYPES	2		2	2
WILLITS							
(ELLS FIELD-WILLITS MUNICIPAL)	FM—FEDERAL EXPRESS	TOTAL	* C-208	4		4	

NOTE * = All Cargo Services

TABLE 7—Continued
Aircraft Departures Scheduled and Aircraft Departures Performed, By Community, By Air Carrier, And By Aircraft Type
12 Months Ended December 31, 1990

STATE OR U.S. AREA COMMUNITY (AIRPORT NAME)	CARRIER	OPERATION	TYPE OF AIRCRAFT	TOTAL DEPARTURES PERFORMED			DEPARTURES SCHEDULED
				SCHEDULED SERVICE	NON SCHEDULED SERVICE	ALL SERVICE	
CALIFORNIA—Continued							
WILLITS—Continued							
(ELLS FIELD-WILLITS MUNICIPAL)—Continued							
			ALL TYPES..	4		4	4
COLORADO							
ASPEN							
(ASPEN-PITKIN CO/SARDY FIELD)	AP—ASPEN AIRWAYS.....	TOTAL.....	CV-580	585		585	
			BAE-146-100	2418	6	2424	
			BAE-146-200..	90		90	
			ALL TYPES....	3093	6	3099	3470
	FM—FEDERAL EXPRESS...	TOTAL.....	*C-208.....	117		117	
			*BEECH 18.	147		147	
			ALL TYPES.....	264		264	264
COMMUNITY TOTAL		TOTAL	CV-580	585		585	
			BAE-146-100	2418	6	2424	
			BAE-146-200	90		90	
			*C-208.	117		117	
			*BEECH 19	147		147	
			ALL TYPES.	3357	6	3363	3734
COLORADO SPRINGS							
(PETERSON FIELD)	AA—AMERICAN AIRLINES	TOTAL	DC-9-80	126		126	
			B-727-100 ...	31		31	
			B-727-200	886		886	
			ALL TYPES	1043		1043	1080
	AP—ASPEN AIRWAYS	TOTAL	CV-580	232		232	
			BAE-146-100 ..	32	2	34	
			ALL TYPES .	264	2	266	270
	CO—CONTINENTAL .	TOTAL ..	B-737-300	323		323	
			B-737-100/200	53		53	
			B-737-200C .	592		592	
			DC-9-10	83		83	
			DC-9-30	9		9	
			DC-9-80	38		38	
			B-727-100	10	5	15	
			B-727-200	85	4	89	
			A-300-X4	1		1	
			ALL TYPES	1194	9	1203	1194
	DL—DELTA AIR LINES	TOTAL	B-737 100/200	1454		1454	
			B-737-300	1		1	
			B 727-200	290		290	
			B-757-200	1	4	5	
			B-767-200		4	4	
			DC-9-80 .		2	2	
			ALL TYPES	1746	10	1756	1758
	FM—FEDERAL EXPRESS	TOTAL	*B-727-100	1		1	
			*B-727-200	1		1	
			ALL TYPES	2		2	2
	HP—AMERICAN WEST	TOTAL	B-737-300	889		889	
			B 737-100/200	1364		1364	
			B-757-200	1		1	
			ALL TYPES	2254		2254	2293
	NW—NORTHWEST AIRLINES	TOTAL	B-727 200	2		2	
			DC-9-30	2		2	
			ALL TYPES	4		4	
	PA—PAN AMERICAN	TOTAL	B-727-200	1		1	
			ALL TYPES	1		1	
	TW—TRANS WORLD AIR	TOTAL	DC-9-80	1311	2	1313	
			B 727 100	171		171	
			B-727 200	611	2	613	
			DC-9 40	5		5	
			ALL TYPES	2098	4	2102	2174

NOTE * All Cargo Services

TABLE 7—Continued
Aircraft Departures Scheduled and Aircraft Departures Performed, By Community, By Air Carrier, And By Aircraft Type
12 Months Ended December 31, 1990

STATE OR U.S. AREA COMMUNITY (AIRPORT NAME)	CARRIER	OPERATION	TYPE OF AIRCRAFT	TOTAL DEPARTURES PERFORMED			DEPARTURES SCHEDULED
				SCHEDULED SERVICE	NON SCHEDULED SERVICE	ALL SERVICE	
COLORADO—Continued							
COLORADO SPRINGS—Continued							
(PETERSON FIELD)—Continued							
	UA—UNITED AIR LINES	TOTAL	B-737-300	544		544	
			B-737-100/200	564		564	
			B-727-100	341		341	
			B-727-200	656		656	
			B-757-200	40		40	
			DC-10-10	80		80	
			DC-8-71	40		40	
			B-767-200	1		1	
			B-747		1	1	
			ALL TYPES	2266	1	2267	2226
	US—U S AIR	TOTAL	B-737-400	1		1	
			ALL TYPES	1		1	
	VK—ZANTOP INTL AIRLINES	TOTAL	* L-188A/C		4	4	
			ALL TYPES		4	4	4
COMMUNITY TOTAL		TOTAL	DC-9-80	1475	4	1479	
			B-727-100	553	5	558	
			B-727-200	2531	6	2537	
			CV-580	232		232	
			BAE-146-100	32	2	34	
			B-737-300	1757		1757	
			B-737-100/200	3435		3435	
			B-737-200C	592		592	
			DC-9-10	83		83	
			DC-9-30	11		11	
			A-300-X4	1		1	
			B-757-200	42	4	46	
			B-767-200	1	4	5	
			* B-727-100	1		1	
			* B-727-200	1		1	
			DC-9-40	5		5	
			DC-10-10	80		80	
			DC-8-71	40		40	
			B-747		1	1	
			B-737-400	1		1	
			* L-188A/C		4	4	
			ALL TYPES	10873	30	10903	11001
DELTA							
(BLAKE FIELD)	FM—FEDERAL EXPRESS	TOTAL	* C-208	1		1	
			ALL TYPES	1		1	1
DENVER							
(STAPLETON INTERNATIONAL)	AA—AMERICAN AIRLINES	TOTAL	B 767-200	2	2	4	
			DC-9-80	3868	4	3872	
			B-727-100	24		24	
			B-727-200	662	3	665	
			DC-10-10	6		6	
			B-757-200	4		4	
			DC-10-30	1		1	
			ALL TYPES	4567	9	4576	4705
	AP—ASPEN AIRWAYS	TOTAL	BH-1900	364		364	
			CV-580	2310	6	2316	
			BAE-146-100	2259	22	2281	
			BAE-146-200	83		83	
			ALL TYPES	5016	28	5044	5492
	CO—CONTINENTAL	TOTAL	B-737-300	13000	9	13009	
			B-737-100/200	497		497	
			B-737 200C	6596	1	6597	
			DC-9 10	2345		2345	
			DC-9-30	692	3	695	
			DC-9 80	14622	20	14642	
			A 300-X4	1724	9	1733	

NOTE * All Cargo Services

TABLE 7—Continued
Aircraft Departures Scheduled and Aircraft Departures Performed, By Community, By Air Carrier, And By Aircraft Type
12 Months Ended December 31, 1990

STATE OR U.S. AREA COMMUNITY (AIRPORT NAME)	CARRIER	OPERATION	TYPE OF AIRCRAFT	TOTAL DEPARTURES PERFORMED			DEPARTURES SCHEDULED
				SCHEDULED SERVICE	NON SCHEDULED SERVICE	ALL SERVICE	
COLORADO—Continued							
DENVER—Continued							
(STAPLETON INTERNATIONAL)—Continued							
			B-727-100	1048	19	1067	
			B-727-200	13344	122	13466	
			DC-10-10	7		7	
			DC-10-30	522		522	
			B-747-200	2		2	
			ALL TYPES	54399	183	54582	55382
	DL—DELTA AIR LINES	TOTAL	B-737-300	317		317	
			B-737-100/200	350	1	351	
			B-757-200	912		912	
			B-767-300	5	2	7	
			DC-9-80	1013		1013	
			B-727-200	3982	1	3983	
			L-1011/100/20	3	1	4	
			B-767-200	5		5	
			ALL TYPES	6587	5	6592	6637
	EA—EASTERN AIR LINES	TOTAL	B-757-200	755	4	759	
			B-727-200	297		297	
			A-300-X4		2	2	
			ALL TYPES	1052	6	1058	1061
	FM—FEDERAL EXPRESS	TOTAL	* BEECH 18	474		474	
			* C-208	2199		2199	
			* B 727-100	1041	2	1043	
			* B-727-200	432		432	
			ALL TYPES	4146	2	4148	4146
	HP—AMERICAN WEST	TOTAL	B-737-300	1133	9	1142	
			B-737-100/200	1014	1	1015	
			B-757-200		2	2	
			B-747-200	1		1	
			ALL TYPES	2148	12	2160	2209
	HU—NORTHERN AIR CARGO	TOTAL	* DC-6		1	1	
			ALL TYPES		1	1	
	JW—ARROW AIR	TOTAL	* DC-8-62		5	5	
			ALL TYPES		5	5	
	ML—MIDWAY AIRLINES	TOTAL	DC-9-15F	383		383	
			DC-9-30	16		16	
			DC-9-80	23		23	
			B-737-100/200	726		726	
			ALL TYPES	1148		1148	1169
	NW—NORTHWEST AIRLINES	TOTAL	B-747	1		1	
			B-757-200	4		4	
			DC-9-10	278		278	
			DC-9 30	1171		1171	
			DC-9-40	6		6	
			DC-9-50	5		5	
			DC-9-80	384		384	
			B-727-100	290		290	
			B-727-200	1036	1	1037	
			DC-10-40	5		5	
			ALL TYPES	3180	1	3181	3209
	PA—PAN AMERICAN	TOTAL	B-727-200	690	6	696	
			A-310-300	1		1	
			B-747-200	1	1	2	
			ALL TYPES	692	7	699	687
	TW—TRANS WORLD AIR	TOTAL	DC-9-30	5		5	
			DC-9-40	2		2	
			DC 9-80	1670	5	1675	
			B-727-100	402	1	403	
			B-727-200	701	5	706	

NOTE * Air Cargo Services

TABLE 7—Continued
Aircraft Departures Scheduled and Aircraft Departures Performed, By Community, By Air Carrier, And By Aircraft Type
12 Months Ended December 31, 1990

STATE OR U.S. AREA COMMUNITY (AIRPORT NAME)	CARRIER	OPERATION	TYPE OF AIRCRAFT	TOTAL DEPARTURES PERFORMED			DEPARTURES SCHEDULED
				SCHEDULED SERVICE	NON SCHEDULED SERVICE	ALL SERVICE	
COLORADO—Continued							
DENVER—Continued							
(STAPLETON INTERNATIONAL)—Continued							
			L-1011/100/20	3		3	
			ALL TYPES	2783	11	2794	2851
	TZ—AMERICAN TRANS AIR	TOTAL	B-727-100	2	44	46	
			B-757-200		13	13	
			L-1011/100/20	1	4	5	
			ALL TYPES	3	61	64	1
	UA—UNITED AIR LINES	TOTAL	B-737-300	19628	2	19630	
			B-737-100/200	11814		11814	
			B-757-200	2102	7	2109	
			B-767-200	932	4	936	
			B-727-100	7235	2	7237	
			B-727-200	14415	2	14417	
			DC-10-10	5726	2	5728	
			DC-10-30	136		136	
			B-747	1		1	
			DC-8-71	2706	10	2716	
			B-737-500	91		91	
			ALL TYPES	64786	29	64815	65526
	US—U S AIR	TOTAL	B-737-400	535		535	
			B-737-300	1246	3	1249	
			B-727-200	787		787	
			DC-9-80	2		2	
			ALL TYPES	2570	3	2573	2588
	VK—ZANTOP INT'L AIRLINES	TOTAL	* L-188A/C		1	1	
			ALL TYPES		1	1	1
	YB—TRANS CONTINENTAL	TOTAL	* DC-8-50F		7	7	
			ALL TYPES		7	7	
	YX—MIDWEST EXPRESS	TOTAL	DC-9-10	619		619	
			ALL TYPES	619		619	629
COMMUNITY TOTAL		TOTAL	B-767-200	939	6	945	
			DC-9-80	21582	29	21611	
			B-727-100	9001	66	9067	
			B-727-200	35914	140	36054	
			DC-10-10	5739	2	5741	
			B-757-200	3777	26	3803	
			DC-10-30	659		659	
			BH-1900	364		364	
			CV 580	2310	6	2316	
			BAE-146-100	2259	22	2281	
			BAE-146-200	83		83	
			B-737-300	35324	23	35347	
			B-737-100/200	14401	2	14403	
			B-737-200C	6596	1	6597	
			DC-9-10	3242		3242	
			DC-9-30	1884	3	1887	
			A-300-X4	1724	11	1735	
			B-747-200	4	1	5	
			B-767-300	5	2	7	
			L-1011/100/20	7	5	12	
			* BEECH 18	474		474	
			* C-208	2199		2199	
			* B-727-100	1041	2	1043	
			* B-727-200	432		432	
			* DC-6		1	1	
			* C-8-62		5	5	
			C-9-15F	383		383	
			B-747	2		2	
			DC-9-40	8		8	
			DC 9-50	5		5	

NOTE * All Cargo Services

TABLE 7—Continued
Aircraft Departures Scheduled and Aircraft Departures Performed, By Community, By Air Carrier, And By Aircraft Type
12 Months Ended December 31, 1990

STATE OR U.S. AREA COMMUNITY (AIRPORT NAME)	CARRIER	OPERATION	TYPE OF AIRCRAFT	TOTAL DEPARTURES PERFORMED			DEPARTURES SCHEDULED
				SCHEDULED SERVICE	NON SCHEDULED SERVICE	ALL SERVICE	
COLORADO—Continued							
DENVER—Continued							
(STAPLETON INTERNATIONAL)—Continued							
COMMUNITY TOTAL—Continued							
			DC-10-40	5		5	
			A-310-300	1		1	
			DC-8-71	2706	10	2716	
			B-737-500	91		91	
			B-737-400	535		535	
			* L-188A/C		1	1	
			* DC-8-50F		7	7	
			ALL TYPES	153696	371	154067	156293
DURANGO							
(DURANGO-LA PLATA COUNTY)	AP—ASPEN AIRWAYS	TOTAL	CV-580	440		440	
			ALL TYPES	440		440	473
	CO—CONTINENTAL	TOTAL	B-737-300	1		1	
			ALL TYPES	1		1	
	FM—FEDERAL EXPRESS	TOTAL	* C-208	4		4	
			ALL TYPES	4		4	4
	HP—AMERICAN WEST	TOTAL	B-737-300	79		79	
			B-737-100/200	933		933	
			ALL TYPES	1012		1012	1034
COMMUNITY TOTAL		TOTAL	CV-580	440		440	
			B-737-300	80		80	
			* C-208	4		4	
			B-737-100/200	933		933	
			ALL TYPES	1457		1457	1511
EAGLE							
(EAGLE COUNTY)	AA—AMERICAN AIRLINES	TOTAL	B-757-200	33		33	
			ALL TYPES	33		33	34
	HP—AMERICAN WEST	TOTAL	B-737-300	113		113	
			ALL TYPES	113		113	124
COMMUNITY TOTAL		TOTAL	B-757-200	33		33	
			B-737-300	113		113	
			ALL TYPES	146		146	158
GRAND JUNCTION							
(WALKER FIELD)	AA—AMERICAN AIRLINES	TOTAL	B-727-100	2		2	
			DC-9-80	2		2	
			ALL TYPES	4		4	5
	AP—ASPEN AIRWAYS	TOTAL	CV-580	539	5	544	
			ALL TYPES	539	5	544	560
	CO—CONTINENTAL	TOTAL	B-737-300	121	2	123	
			B-737-100/200	21		21	
			B-737-200C	270		270	
			DC-9-80	18	4	22	
			B-727-100	6	3	9	
			B-727-200	10	16	26	
			DC-9-10	170		170	
			DC-9-30	126		126	
			ALL TYPES	742	25	767	740
	FM—FEDERAL EXPRESS	TOTAL	* C-208	118		118	
			* BEECH 18	143		143	
			* B-727-100	1		1	
			* B-727-200	1		1	
			ALL TYPES	263		263	263
	HP—AMERICAN WEST	TOTAL	B-737-300	262		262	
			B-737-100/200	471		471	
			ALL TYPES	733		733	727
	NW—NORTHWEST AIRLINES	TOTAL	B 727-200	2		2	
			DC-9-30	1		1	
			ALL TYPES	3		3	

NOTE * All Cargo Services

TABLE 7—Continued
Aircraft Departures Scheduled and Aircraft Departures Performed, By Community, By Air Carrier, And By Aircraft Type
12 Months Ended December 31, 1990

STATE OR U.S. AREA COMMUNITY (AIRPORT NAME)	CARRIER	OPERATION	TYPE OF AIRCRAFT	TOTAL DEPARTURES PERFORMED			DEPARTURES SCHEDULED
				SCHEDULED SERVICE	NON SCHEDULED SERVICE	ALL SERVICE	
COLORADO—Continued							
GRAND JUNCTION—Continued							
(WALKER FIELD)—Continued							
	UA—UNITED AIR LINES	TOTAL	B-727-200	3		3	
			B-737-300	4		4	
			B-737-100/200	1		1	
			ALL TYPES	8		8	
COMMUNITY TOTAL		TOTAL	B-727-100	8	3	11	
			DC-9-80	20	4	24	
			CV-580	539	5	544	
			B-737-300	387	2	389	
			B-737-100/200	493		493	
			B-737-200C	270		270	
			B-727-200	15	16	31	
			DC-9-10	170		170	
			DC-9-30	127		127	
			* C-208	118		118	
			* BEECH 18	143		143	
			* B-727-100	1		1	
			* B-727-200	1		1	
			ALL TYPES	2292	30	2322	2295
GUNNISON							
(GUNNISON COUNTY)	AA—AMERICAN AIRLINES	TOTAL	B-727-100	202		202	
			B-727-200	109		109	
			ALL TYPES	311		311	325
	AP—ASPEN AIRWAYS	TOTAL	CV-580	198		198	
			ALL TYPES	198		198	205
	CO—CONTINENTAL	TOTAL	DC-9-80	1		1	
			B-727-100	5	8	13	
			B-727-200	13	25	38	
			ALL TYPES	19	33	52	18
	DL—DELTA AIR LINES	TOTAL	B-727-200	12		12	
			B-757 200	2		2	
			ALL TYPES	14		14	15
COMMUNITY TOTAL		TOTAL	B-727-100	207	8	215	
			B-727-200	134	25	159	
			CV-580	198		198	
			DC-9-80	1		1	
			B-757 200	2		2	
			ALL TYPES	542	33	575	563
MONTROSE/DELTA							
(MONTROSE COUNTY)	AP—ASPEN AIRWAYS	TOTAL	CV-580	289		289	
			ALL TYPES	289		289	295
	FM—FEDERAL EXPRESS	TOTAL	* C-208	120		120	
			* BEECH 18	141		141	
			ALL TYPES	261		261	261
COMMUNITY TOTAL		TOTAL	CV-580	289		289	
			* C-208	120		120	
			* BEECH 18	141		141	
			ALL TYPES	550		550	556
PUEBLO							
(PUEBLO MEMORIAL)	CO—CONTINENTAL	TOTAL	DC-9-80	3		3	
			B-727-200	5		5	
			ALL TYPES	8		8	
	HP—AMERICAN WEST	TOTAL	B-737-300	498	1	499	
			B-737-100/200	581		581	
			ALL TYPES	1079	1	1080	1095
	NW—NORTHWEST AIRLINES	TOTAL	DC 9 40	1		1	
			ALL TYPES	1		1	
	PA—PAN AMERICAN	TOTAL	B 727-200	1		1	
			ALL TYPES	1		1	

NOTE * - All Cargo Services

TABLE 7—Continued
Aircraft Departures Scheduled and Aircraft Departures Performed, By Community, By Air Carrier, And By Aircraft Type
12 Months Ended December 31, 1990

STATE OR U.S. AREA COMMUNITY (AIRPORT NAME)	CARRIER	OPERATION	TYPE OF AIRCRAFT	TOTAL DEPARTURES PERFORMED			DEPARTURES SCHEDULED
				SCHEDULED SERVICE	NON SCHEDULED SERVICE	ALL SERVICE	
COLORADO—Continued							
PUEBLO—Continued							
(PUEBLO MEMORIAL)—Continued							
	TW—TRANS WORLD AIR	TOTAL	DC-9-80	391		391	
			B-727-100	81		81	
			B-727-200	221	1	222	
			DC-9-40	2		2	
			ALL TYPES	695	1	696	725
	UA—UNITED AIR LINES	TOTAL	B-737-300	4		4	
			B-737-100/200	2		2	
			B-727-100	7		7	
			B-727-200	5		5	
			ALL TYPES	18		18	
COMMUNITY TOTAL		TOTAL	DC-9-80	394		394	
			B-727-200	232	1	233	
			B-737-300	502	1	503	
			B-737-100/200	583		583	
			DC-9-40	3		3	
			B-727-100	88		88	
			ALL TYPES	1802	2	1804	1820
RIFLE							
(GARFIELD COUNTY)	AP—ASPEN AIRWAYS	TOTAL	BAE-146-100	7		7	
			BAE-146-200	1		1	
			ALL TYPES	8		8	
	FM—FEDERAL EXPRESS	TOTAL	* C-208	13		13	
			* BEECH 18	1		1	
			ALL TYPES	14		14	14
COMMUNITY TOTAL		TOTAL	BAE-146-100	7		7	
			BAE-146-200	1		1	
			* C-208	13		13	
			* BEECH 18	1		1	
			ALL TYPES	22		22	14
STEAMBOAT SPRINGS/HAYDEN/ CRAIG							
(YAMPA VALLEY)	AA—AMERICAN AIRLINES	TOTAL	B-767-200	12		12	
			B-727-100	446		446	
			B-757-200	2		2	
			ALL TYPES	460		460	480
	CO—CONTINENTAL	TOTAL	B-737-300	12		12	
			DC-9-80		1	1	
			B-727-100		4	4	
			B-727-200	4		4	
			ALL TYPES	16	5	21	18
	FM—FEDERAL EXPRESS	TOTAL	* C-208	3		3	
			* BEECH 18	26		26	
			ALL TYPES	29		29	29
	HP—AMERICAN WEST	TOTAL	B-737-300	22		22	
			B-737-100/200	18		18	
			ALL TYPES	40		40	41
	NW—NORTHWEST AIRLINES	TOTAL	B-727-200	79		79	
			ALL TYPES	79		79	80
AIRPORT TOTAL		TOTAL	B-767-200	12		12	
			B-727-100	446	4	450	
			B-757-200	2		2	
			B-737-300	34		34	
			DC-9-80		1	1	
			B-727-200	83		83	
			* C-208	3		3	
			* BEECH 18	26		26	
			B-737-100/200	18		18	
			ALL TYPES	624	5	629	648
(ROUTT COUNTY)	FM—FEDERAL EXPRESS	TOTAL	* C-208	232		232	

NOTE * - All Cargo Services

TABLE 7—Continued
Aircraft Departures Scheduled and Aircraft Departures Performed, By Community, By Air Carrier, And By Aircraft Type
12 Months Ended December 31, 1990

STATE OR U.S. AREA COMMUNITY (AIRPORT NAME)	CARRIER	OPERATION	TYPE OF AIRCRAFT	TOTAL DEPARTURES PERFORMED			DEPARTURES SCHEDULED
				SCHEDULED SERVICE	NON SCHEDULED SERVICE	ALL SERVICE	
COLORADO—Continued							
STEAMBOAT SPRINGS/HAYDEN/ CRAIG—Continued							
(ROUT COUNTY)—Continued							
			ALL TYPES	232		232	232
COMMUNITY TOTAL BY CARRIER	AA—AMERICAN AIRLINES	TOTAL	B-757-200	2		2	
			B-767-200	12		12	
			B-727-100	446		446	
			ALL TYPES	460		460	460
	CO—CONTINENTAL	TOTAL	B-737-300	12		12	
			DC-9-80		1	1	
			B-727-100		4	4	
			B-727-200	4		4	
			ALL TYPES	16	5	21	18
	FM—FEDERAL EXPRESS	TOTAL	* BEECH 18	26		26	
			* C-208	235		235	
			ALL TYPES	261		261	261
	HP—AMERICAN WEST	TOTAL	B-737-300	22		22	
			B-737-100/200	18		18	
			ALL TYPES	40		40	41
	NW—NORTHWEST AIRLINES	TOTAL	B-727-200	79		79	
			ALL TYPES	79		79	80
COMMUNITY TOTAL		TOTAL	B-767-200	12		12	
			B-727-100	446	4	450	
			B-757-200	2		2	
			B-737-300	34		34	
			DC-9-80		1	1	
			B-727-200	83		83	
			* C-208	235		235	
			* BEECH 18	26		26	
			B-737-100/200	18		18	
			ALL TYPES	856	5	861	880
CONNECTICUT							
HARTFORD/SPRNGFLD/WESTFLD							
(BRADLEY INTERNATIONAL)	AA—AMERICAN AIRLINES	TOTAL	DC-9-80	2577		2577	
			A-310-300	181		181	
			B-727-100	147		147	
			B-727-200	1210		1210	
			DC-10-10	2		2	
			B-767-200	1		1	
			A-300-600	186		186	
			DC-10-30		1	1	
			ALL TYPES	4304	1	4305	4372
	CO—CONTINENTAL	TOTAL	B-737-300	171	2	173	
			B-737-100/200	320		320	
			B-737-200C	333	1	334	
			DC-9-10	7		7	
			DC-9-30	587	1	588	
			DC-9-80	707		707	
			B-727-100	125		125	
			B-727-200	236		236	
			A-300-X4	2		2	
			ALL TYPES	2488	4	2492	2532
	DL—DELTA AIR LINES	TOTAL	B-757-200	1531		1531	
			B-767-200	40		40	
			B-767-300	402	2	404	
			DC-9-30	1		1	
			DC-9-80	3	1	4	
			B-727-200	2666		2666	
			L-1011/100/20	355		355	
			B-737-100/200	1		1	
			ALL TYPES	4999	3	5002	5030

NOTE * = All Cargo Services

TABLE 7—Continued
Aircraft Departures Scheduled and Aircraft Departures Performed, By Community, By Air Carrier, And By Aircraft Type
12 Months Ended December 31, 1990

STATE OR U.S. AREA COMMUNITY (AIRPORT NAME)	CARRIER	OPERATION	TYPE OF AIRCRAFT	TOTAL DEPARTURES PERFORMED			DEPARTURES SCHEDULED
				SCHEDULED SERVICE	NON SCHEDULED SERVICE	ALL SERVICE	
CONNECTICUT—Continued							
HARTFORD/SPRNGFLD/WESTFLD—Continued							
(BRADLEY INTERNATIONAL)—Continued							
	EA—EASTERN AIR LINES	TOTAL	B-757-200	116		116	
			DC-9-30	468		468	
			DC-9-50	52		52	
			A-300-X4	2		2	
			B-727-200	1320	1	1321	
			ALL TYPES	1958	1	1959	1994
	FM—FEDERAL EXPRESS	TOTAL	* B-727-100	203		203	
			* B-727-200	461		461	
			* BEECH 18	4		4	
			ALL TYPES	668		668	668
	HP—AMERICAN WEST	TOTAL	B-757-200	1		1	
			ALL TYPES	1		1	
	JH—AMERIJET INTERNATIONAL	TOTAL	* B-727-100		7	7	
			ALL TYPES		7	7	7
	JW—ARROW AIR	TOTAL	* DC-8-63F	5	13	18	
			ALL TYPES	5	13	18	5
	KW—PACIFIC INTERSTATE	TOTAL	B-727-100	5	2	7	
			B-727-200	20		20	
			ALL TYPES	25	2	27	25
	ML—MIDWAY AIRLINES	TOTAL	B-737-100/200	174		174	
			DC-9-15F	101		101	
			DC-9-30	766	2	768	
			ALL TYPES	1041	2	1043	1070
	NW—NORTHWEST AIRLINES	TOTAL	B-757-200	3		3	
			DC-9-10	17		17	
			DC-9-30	781		781	
			DC-9-40	4		4	
			DC-9-50	1198	1	1199	
			B-727-100	30		30	
			B-727-200	388		388	
			DC-10-40	3		3	
			ALL TYPES	2424	1	2425	2452
	PA—PAN AMERICAN	TOTAL	B-727-200	9		9	
			A-310-300	8		8	
			A-310-200	8		8	
			B-747-200	1		1	
			B-747	2	1	3	
			A-300-X4	1		1	
			ALL TYPES	29	1	30	
	TW—TRANS WORLD AIR	TOTAL	B-727-100	280	1	281	
			B-727-200	922	4	926	
			L-1011/100/20	11		11	
			DC-9-30	197	1	198	
			DC-9-80	146	11	157	
			DC-9-10	1		1	
			DC-9-40	20		20	
			B-767-200	1		1	
			B-747	2		2	
			ALL TYPES	1580	17	1597	1612
	UA—UNITED AIR LINES	TOTAL	B-737-300	648		648	
			B-737-100/200	707		707	
			B-767-200	66		66	
			B-727-100	144		144	
			B-727-200	1258	2	1260	
			DC-10-10	456		456	
			DC-10-30	3		3	
			DC-8-71	32		32	

NOTE * All Cargo Services

TABLE 7—Continued
Aircraft Departures Scheduled and Aircraft Departures Performed, By Community, By Air Carrier, And By Aircraft Type
12 Months Ended December 31, 1990

STATE OR U.S. AREA / COMMUNITY (AIRPORT NAME)	CARRIER	OPERATION	TYPE OF AIRCRAFT	TOTAL DEPARTURES PERFORMED			DEPARTURES SCHEDULED
				SCHEDULED SERVICE	NON SCHEDULED SERVICE	ALL SERVICE	
CONNECTICUT—Continued							
HARTFORD/SPRINGFLD/WESTFLD—Continued							
(BRADLEY INTERNATIONAL)—Continued							
			B-757-200	117		117	
			ALL TYPES	3431	2	3433	3493
	US—U S. AIR	TOTAL	F-28-4000/600	635		635	
			FOKKER 100	173		173	
			B-737-400	675	2	677	
			B-737-300	2710	1	2711	
			B-737-100/200	1379	2	1381	
			DC-9-30	807	1	808	
			DC-9-80	582		582	
			B-727-200	1869		1869	
			ALL TYPES	8630	6	8636	8956
	YB—TRANS CONTINENTAL	TOTAL	* DC-8-50F		4	4	
			DC-8-61		2	2	
			ALL TYPES		6	6	
	5X—UNITED PARCEL SERVICE	TOTAL	* B-747	1		1	
			ALL TYPES	1		1	1
COMMUNITY TOTAL		TOTAL	DC-9-80	4015	12	4027	
			A-310-300	189		189	
			B-727-100	731	3	734	
			B-727-200	9698	7	9905	
			DC-10-10	458		458	
			B-767-200	108		108	
			A-300-600	186		186	
			DC-10-30	3	1	4	
			B-737-300	3529	3	3532	
			B-737-100/200	2581	2	2583	
			B-737-200C	333	1	334	
			DC-9-10	25		25	
			DC-9-30	3607	5	3612	
			A-300-X4	5		5	
			B 757-200	1768		1768	
			B-767-300	402	2	404	
			L 1011/100/20	366		366	
			DC-9-50	1250	1	1251	
			* B 727-100	203	7	210	
			* B-727-200	461		461	
			* BEECH 18	4		4	
			* DC-8-63F	5	13	18	
			DC-9-15F	101		101	
			DC-9-40	24		24	
			DC-10-40	3		3	
			A 310-200	8		8	
			B-747-200	1		1	
			B 747	4	1	5	
			DC-8-71	32		32	
			F-28-4000/600	635		635	
			FOKKER 100	173		173	
			B-737-400	675	2	677	
			* DC-8-50F		4	4	
			DC-8-61		2	2	
			* B 747	1		1	
			ALL TYPES	31784	66	31850	32217
DELAWARE							
DOVER							
(DOVER AFB)	FM—FEDERAL EXPRESS	TOTAL	* B 747		11	11	
			* B-747 200	1	24	25	
			ALL TYPES	1	35	36	1

NOTE * = All Cargo Services

TABLE 7—Continued
Aircraft Departures Scheduled and Aircraft Departures Performed, By Community, By Air Carrier, And By Aircraft Type
12 Months Ended December 31, 1990

STATE OR U.S. AREA / COMMUNITY (AIRPORT NAME)	CARRIER	OPERATION	TYPE OF AIRCRAFT	TOTAL DEPARTURES PERFORMED			DEPARTURES SCHEDULED
				SCHEDULED SERVICE	NON SCHEDULED SERVICE	ALL SERVICE	
DELAWARE—Continued							
DOVER—Continued							
(DOVER AFB)—Continued							
	JW—ARROW AIR..	TOTAL	* DC-8-62		13	13	
			ALL TYPES... .		13	13	
	VK—ZANTOP INTL A LINES	TOTAL	* CV-640....		1	1	
			* L-188A/C		23	23	
			ALL TYPES.....		24	24	24
COMMUNITY TOTAL		TOTAL	* B-747		11	11	
			* B-747-200	1	24	25	
			* DC-8-62		13	13	
			* CV-640.....		1	1	
			* L-188A/C		23	23	
			ALL TYPES.	1	72	73	25
WILMINGTON							
(GREATER WILMINGTON)	FM—FEDERAL EXPRESS	TOTAL	* B-727-100.	1		1	
			ALL TYPES	1		1	1
	VK—ZANTOP INTL AIRLINES	TOTAL	* L-188A/C		4	4	
			* CV-640		5	5	
			ALL TYPES		9	9	9
COMMUNITY TOTAL		TOTAL	* B-727-100	1		1	
			* L-188A/C . .		4	4	
			* CV-640		5	5	
			ALL TYPES	1	9	10	10
DIST. OF COL.							
WASHINGTON							
(DULLES INTERNATIONAL)	AA—AMERICAN AIRLINES	TOTAL	B-757-200	9		9	
			B-767-200	871		871	
			B-767-300	36		36	
			DC-9-80 .	2379		2379	
			B-727-100	824		824	
			B-727-200 .	1641		1841	
			DC-10-10	20		20	
			A-310-300	2		2	
			A-300-600	2		2	
			ALL TYPES	5784		5784	5985
	CO—CONTINENTAL	TOTAL	B-727-200	150	5	155	
			B-737-300	665	2	667	
			B-737-100/200	2		2	
			B-737-200C	3		3	
			DC-9-10	1		1	
			DC-9-30	3		3	
			DC-9-80	967	2	969	
			A-300-X4	8	1	9	
			B-727-100	6		6	
			ALL TYPES	1805	10	1815	1745
	DL—DELTA AIR LINES	TOTAL	B-737-100/200	1143		1143	
			B-757-200	1080	2	1082	
			DC-9-30	174		174	
			DC-9-80 .	72		72	
			B-767-300	1	2	3	
			L-1011/100/20	2	2	4	
			B-767-200	1		1	
			B-727-200	33	1	34	
			ALL TYPES	2506	7	2513	2515
	EA—EASTERN AIR LINES	TOTAL	DC-9-30	1		1	
			DC-9-50		2	2	
			A-300-X4	2		2	
			B-727-200	2		2	
			L-1011/100/20	1		1	
			ALL TYPES	6	2	8	1
	FM—FEDERAL EXPRESS	TOTAL	* BEECH 18	12		12	
			* C-208 .	482		482	

NOTE * = All Cargo Services

TABLE 7—Continued
Aircraft Departures Scheduled and Aircraft Departures Performed, By Community, By Air Carrier, And By Aircraft Type
12 Months Ended December 31, 1990

STATE OR U.S. AREA COMMUNITY (AIRPORT NAME)	CARRIER	OPERATION	TYPE OF AIRCRAFT	TOTAL DEPARTURES PERFORMED			DEPARTURES SCHEDULED
				SCHEDULED SERVICE	NON SCHEDULED SERVICE	ALL SERVICE	
DIST. OF COL.—Continued							
WASHINGTON—Continued							
(DULLES INTERNATIONAL)—Continued							
			* B-727-100	362		362	
			* B-727-200	57		57	
			* DC-10-10	384		384	
			* DC-10-30	15		15	
			ALL TYPES	1312		1312	1312
	HP—AMERICAN WEST	TOTAL	B-737-300	1		1	
			ALL TYPES	1		1	
	NW—NORTHWEST AIRLINES	TOTAL	B-757-200	13		13	
			DC-9-10	1238		1238	
			DC-9-30	779		779	
			DC-9-40	16		16	
			DC-9-50	21		21	
			B-727-200	9		9	
			DC-10-40	1		1	
			DC-9-80	2		2	
			A-320-200	5		5	
			B-727-100	1		1	
			ALL TYPES	2085		2085	2099
	OE—WESTAIR AIRLINES	TOTAL	EMBRAER 120	7751		7751	
			JETSTREAM 31	7843		7843	
			ALL TYPES	15594		15594	16250
	PA—PAN AMERICAN	TOTAL	B-727-200	121	3	124	
			B-747	435		435	
			A-310-300	338		338	
			A-300-X4	7		7	
			A-310-200	457		457	
			B-747-200	171	1	172	
			ALL TYPES	1529	4	1533	1417
	TW—TRANS WORLD AIR	TOTAL	B-767-200	556		556	
			DC-9-10	12		12	
			DC-9-30	1038	6	1044	
			DC-9-40	79	1	80	
			DC-9-80	15		15	
			B-727-200	329	1	330	
			L-1011/100/20	495		495	
			B-747	8	1	9	
			B-727-100	6		6	
			ALL TYPES	2538	9	2547	2585
	UA—UNITED AIR LINES	TOTAL	B-767-200	1081		1081	
			B-737-300	7494	2	7496	
			B-737-100/200	15985	1	15986	
			B-757-200	947		947	
			B-727-100	3325		3325	
			B-727-200	3542	12	3554	
			DC-10-10	3037	2	3039	
			DC-10-30	7		7	
			DC-8-71	1620	3	1623	
			ALL TYPES	37038	20	37058	37826
	US—U.S AIR	TOTAL	FOKKER 100	115		115	
			B-737-300	22		22	
			B-737-100/200	413		413	
			DC-9-30	1208		1208	
			F-28-4000/600	743		743	
			B-737-400	2		2	
			DC-9-80	1		1	
			B-727-200	1		1	
			ALL TYPES	2505		2505	2573
	ZW—AIR WISCONSIN	TOTAL	SHORTS 360	2829		2829	

NOTE * = All Cargo Services

TABLE 7—Continued
Aircraft Departures Scheduled and Aircraft Departures Performed, By Community, By Air Carrier, And By Aircraft Type
12 Months Ended December 31, 1990

STATE OR U.S. AREA COMMUNITY (AIRPORT NAME)	CARRIER	OPERATION	TYPE OF AIRCRAFT	TOTAL DEPARTURES PERFORMED			DEPARTURES SCHEDULED
				SCHEDULED SERVICE	NON SCHEDULED SERVICE	ALL SERVICE	
DIST. OF COL.—Continued							
WASHINGTON—Continued							
(DULLES INTERNATIONAL)—Continued							
			BAE-146-300	1999		1999	
			F-27 SERIES	3068		3068	
			ALL TYPES	7896		7896	8280
AIRPORT TOTAL		TOTAL	B-757-200	2049	2	2051	
			B-767-200	2509		2509	
			B-767-300	37	2	39	
			DC-9-60	3436	2	3438	
			B-727-100	4162		4162	
			B-727-200	5828	22	5850	
			DC-10-10	3057	2	3059	
			A-310-300	340		340	
			A-300-600	2		2	
			B-737-300	8182	4	8186	
			B-737-100/200	17543	1	17544	
			B-737-200C	3		3	
			DC-9-10	1251		1251	
			DC-9-30	3203	6	3209	
			A-300-X4	17	1	18	
			L-1011/100/20	498	2	500	
			DC-9-50	21	2	23	
			* BEECH 18	12		12	
			* C-208	482		482	
			* B-727-100	362		362	
			* B-727-200	57		57	
			* DC-10-10	384		384	
			* DC-10-30	15		15	
			DC-9-40	95	1	96	
			DC-10-40	1		1	
			A-320-200	5		5	
			EMBRAER 120	7751		7751	
			JETSTREAM 31	7843		7843	
			B-747	443	1	444	
			A-310-200	457		457	
			B-747-200	171	1	172	
			DC-10-30	7		7	
			DC-8-71	1620	3	1623	
			FOKKER 100	115		115	
			F-28-4000/600	743		743	
			B-737-400	2		2	
			SHORTS 360	2829		2829	
			BAE-146-300	1999		1999	
			F-27 SERIES	3068		3068	
			ALL TYPES	80599	52	80651	82588
(WASHINGTON NATIONAL)	AA—AMERICAN AIRLINES	TOTAL	B-757-200	2199		2199	
			DC-9-80	3698		3698	
			B-727-100	16		16	
			B-727-200	1336	2	1338	
			ALL TYPES	7249	2	7251	7393
	CO—CONTINENTAL	TOTAL	B-737-300	1027		1027	
			B-737-100/200	168		168	
			B-737-200C	112		112	
			DC-9-30	64		64	
			DC 9-80	5540		5540	
			B-727-100	50		50	
			B-727-200	596	5	601	
			DC-9-10	1		1	
			ALL TYPES	7558	5	7563	7774
	DL—DELTA AIR LINES	TOTAL	B-737-100/200	8		8	

NOTE: * = All Cargo Services

TABLE 7—Continued
Aircraft Departures Scheduled and Aircraft Departures Performed, By Community, By Air Carrier, And By Aircraft Type
12 Months Ended December 31, 1990

STATE OR U.S. AREA COMMUNITY (AIRPORT NAME)	CARRIER	OPERATION	TYPE OF AIRCRAFT	TOTAL DEPARTURES PERFORMED			DEPARTURES SCHEDULED
				SCHEDULED SERVICE	NON SCHEDULED SERVICE	ALL SERVICE	
DIST. OF COL.—Continued							
WASHINGTON—Continued							
(WASHINGTON NATIONAL)—Continued							
			B-757-200	1596		1596	
			DC-9-80	4066		4066	
			B-727-200	2480		2480	
			DC-9-30	1		1	
			ALL TYPES	8151		8151	8256
	EA—EASTERN AIR LINES	TOTAL	B-757-200	2264		2264	
			DC-9-30	3776		3776	
			DC-9-50	847		847	
			B-727-200	5937	1	5938	
			ALL TYPES	12824	1	12825	13371
	HP—AMERICAN WEST	TOTAL	B-737-300	750	1	751	
			B-737-100/200	11		11	
			B-757-200		2	2	
			ALL TYPES	761	3	764	761
	ML—MIDWAY AIRLINES	TOTAL	B-737-100/200	167		167	
			DC-9-15F	475		475	
			DC-9-30	1918		1918	
			DC-9-80	40		40	
			ALL TYPES	2600		2600	2706
	NW—NORTHWEST AIRLINES	TOTAL	B-757-200	2352		2352	
			DC-9-10	10		10	
			DC-9-30	1096		1096	
			DC-9-40	16		16	
			DC-9-50	543		543	
			DC-9-80	975		975	
			A-320-200	1729		1729	
			B-727-100	18		18	
			B-727-200	2020		2020	
			ALL TYPES	8759		8759	9063
	PA—PAN AMERICAN	TOTAL	B-727-200	7738	4	7742	
			ALL TYPES	7738	4	7742	6793
	TB—TRUMP SHUTTLE	TOTAL	B-727-100	793	3	796	
			B-727-200	4277	4	4281	
			ALL TYPES	5070	7	5077	5266
	TW—TRANS WORLD AIR	TOTAL	DC-9-10	1		1	
			DC-9-30	20		20	
			DC-9-80	2315	2	2317	
			B-727-100	56	1	57	
			B-727-200	3170	8	3178	
			DC-9-40	4		4	
			ALL TYPES	5566	11	5577	5806
	UA—UNITED AIR LINES	TOTAL	B-737-300	10		10	
			B-757-200	603	1	604	
			B-727-100	155		155	
			B-727-200	3765	4	3769	
			B-737-100/200	4		4	
			ALL TYPES	4537	5	4542	4762
	US—U S AIR	TOTAL	F-28-4000/600	496		496	
			FOKKER 100	837		837	
			B-737-400	2046		2046	
			B-737-300	7910		7910	
			B-737-100/200	4169		4189	
			DC-9-30	6021		6021	
			DC-9-80	2974		2974	
			B-727-200	1081		1081	
			ALL TYPES	25534		25534	25898
	YX—MIDWEST EXPRESS	TOTAL	DC-9-10	51		51	
			DC-9-30	606		606	
			DC-9-80		1	1	

NOTE * = All Cargo Services

TABLE 7—Continued
Aircraft Departures Scheduled and Aircraft Departures Performed, By Community, By Air Carrier, And By Aircraft Type
12 Months Ended December 31, 1990

STATE OR U.S. AREA COMMUNITY (AIRPORT NAME)	CARRIER	OPERATION	TYPE OF AIRCRAFT	TOTAL DEPARTURES PERFORMED			DEPARTURES SCHEDULED
				SCHEDULED SERVICE	NON SCHEDULED SERVICE	ALL SERVICE	
FLORIDA—Continued							
JACKSONVILLE—Continued							
(JACKSONVILLE NAS)—Continued							
COMMUNITY TOTAL BY CARRIER—Continued							
			ALL TYPES		242	242	242
COMMUNITY TOTAL		TOTAL	DC-9-80	1121	3	1124	
			B-727-100	1216		1216	
			B-727-200	4962	7	4969	
			B-737-300	1067	1	1068	
			B-737-100/200	3918	4	3922	
			B-737-200C	226		226	
			DC-9-10	71		71	
			DC-9-30	5196	2	5198	
			B-757-200	1832	1	1833	
			B-767-200	269		269	
			B-767-300	34	1	35	
			L-1011/100/20	2		2	
			L-1011-500	1		1	
			DC-9-50	778		778	
			A-300-X4	1		1	
			* B-727-100	388		388	
			* B-727-200	122		122	
			* BEECH 18	2		2	
			DC-9-15F	744		744	
			DC-9-40	70		70	
			F-28-4000/600	1734		1734	
			B-737-400	508		508	
			FOKKER 100	304		304	
			* L-188A/C		242	242	
			ALL TYPES	24566	261	24827	25096
KEY WEST							
(KEY WEST INTERNATIONAL)	FM—FEDERAL EXPRESS	TOTAL	* C-208	255		255	
			ALL TYPES	255		255	255
	US—U.S. AIR	TOTAL	F-28-4000/600	2104		2104	
			ALL TYPES	2104		2104	2151
AIRPORT TOTAL		TOTAL	* C-208	255		255	
			F-28-4000/600	2104		2104	
			ALL TYPES	2359		2359	2408
(KEY WEST NAS)	VK—ZANTOP INTL AIRLINES	TOTAL	* L-188A/C		247	247	
			ALL TYPES		247	247	247
COMMUNITY TOTAL BY CARRIER	FM—FEDERAL EXPRESS	TOTAL	* C-208	255		255	
			ALL TYPES	255		255	255
	US—U.S. AIR	TOTAL	F-28-4000/600	2104		2104	
			ALL TYPES	2104		2104	2151
	VK—ZANTOP INTL AIRLINES	TOTAL	* L-188A/C		247	247	
			ALL TYPES		247	247	247
COMMUNITY TOTAL		TOTAL	* C-208	255		255	
			F-28-4000/600	2104		2104	
			* L-188A/C		247	247	
			ALL TYPES	2359	247	2606	2653
MARATHON							
(MARATHON FLIGHT STRIP)	FM—FEDERAL EXPRESS	TOTAL	* C-208	2		2	
			ALL TYPES	2		2	2
MELBOURNE							
(CAPE KENNEDY REGIONAL)	AA—AMERICAN AIRLINES	TOTAL	DC-9-80	1085		1085	
			B-727-200	1		1	
			ALL TYPES	1086		1086	1095
	CO—CONTINENTAL	TOTAL	B-737-300	226		226	
			B-737-100/200	134		134	
			B-737-200C	188		188	
			DC-9-80	46		46	

NOTE: All Cargo Services

TABLE 7—Continued
Aircraft Departures Scheduled and Aircraft Departures Performed, By Community, By Air Carrier, And By Aircraft Type
12 Months Ended December 31, 1990

STATE OR U.S. AREA COMMUNITY (AIRPORT NAME)	CARRIER	OPERATION	TYPE OF AIRCRAFT	TOTAL DEPARTURES PERFORMED			DEPARTURES SCHEDULED
				SCHEDULED SERVICE	NON SCHEDULED SERVICE	ALL SERVICE	
DIST. OF COL.—Continued							
WASHINGTON—Continued							
(WASHINGTON NATIONAL)—Continued							
COMMUNITY TOTAL BY CARRIER—Continued							
			* DC-10-30	15		15	
			ALL TYPES	1312		1312	1312
	HP—AMERICAN WEST	TOTAL	B-737-300	751	1	752	
			B-737-100/200	11		11	
			B-757-200		2	2	
			ALL TYPES	762	3	765	761
	ML—MIDWAY AIRLINES	TOTAL	B-737-100/200	167		167	
			DC-9-15F	475		475	
			DC-9-30	1918		1918	
			DC-9-80	40		40	
			ALL TYPES	2600		2600	2706
	NW—NORTHWEST AIRLINES	TOTAL	B-757-200	2365		2365	
			DC-9-10	1248		1248	
			DC-9-30	1875		1875	
			DC-9-40	32		32	
			DC-9-50	564		564	
			DC-9-80	977		977	
			A-320-200	1734		1734	
			B-727-100	19		19	
			B-727-200	2029		2029	
			DC-10-40	1		1	
			ALL TYPES	10844		10844	11162
	OE—WESTAIR AIRLINES	TOTAL	EMBRAER 120	7751		7751	
			JETSTREAM 31	7843		7843	
			ALL TYPES	15594		15594	16250
	PA—PAN AMERICAN	TOTAL	A-300-X4	7		7	
			A-310-200	457		457	
			A-310-300	338		338	
			B-727-200	7859	7	7866	
			B-747	435		435	
			B-747-200	171	1	172	
			ALL TYPES	9267	8	9275	8210
	TB—TRUMP SHUTTLE	TOTAL	B-727 100	793	3	796	
			B-727-200	4277	4	4281	
			ALL TYPES	5070	7	5077	5266
	TW—TRANS WORLD AIR	TOTAL	B-767-200	556		556	
			DC-9-10	13		13	
			DC-9 30	1058	6	1064	
			DC-9 40	83	1	84	
			DC-9-80	2330	2	2332	
			B-727-100	62	1	63	
			B-727 200	3499	9	3508	
			L-1011/100/20	495		495	
			B-747	8	1	9	
			ALL TYPES	8104	20	8124	8391
	UA—UNITED AIR LINES	TOTAL	B-737-300	7504	2	7506	
			B 737 100/200	15989	1	15990	
			B 757-200	1550	1	1551	
			B-767 200	1081		1081	
			B 727-100	3480		3480	
			B 727 200	7307	16	7323	
			DC 10 10	3037	2	3039	
			DC-10-30	7		7	
			DC 8 71	1620	3	1623	
			ALL TYPES	41575	25	41600	42588
	US—US AIR	TOTAL	F 28 4000/600	1239		1239	

NOTE * All Cargo services

TABLE 7—Continued
Aircraft Departures Scheduled and Aircraft Departures Performed, By Community, By Air Carrier, And By Aircraft Type
12 Months Ended December 31, 1990

STATE OR U.S. AREA COMMUNITY (AIRPORT NAME)	CARRIER	OPERATION	TYPE OF AIRCRAFT	TOTAL DEPARTURES PERFORMED			DEPARTURES SCHEDULED
				SCHEDULED SERVICE	NON SCHEDULED SERVICE	ALL SERVICE	
DIST. OF COL.—Continued							
WASHINGTON—Continued							
(WASHINGTON NATIONAL)—Continued							
COMMUNITY TOTAL BY CARRIER—Continued							
			* DC-10-30	15		15	
			ALL TYPES	1312		1312	1312
	HP—AMERICAN WEST	TOTAL	B-737-300	751	1	752	
			B-737-100/200	11		11	
			B-757-200		2	2	
			ALL TYPES	762	3	765	761
	ML—MIDWAY AIRLINES	TOTAL	B-737-100/200	167		167	
			DC-9-15F	475		475	
			DC-9-30	1918		1918	
			DC-9-80	40		40	
			ALL TYPES	2600		2600	2706
	NW—NORTHWEST AIRLINES	TOTAL	B-757-200	2365		2365	
			DC-9-10	1248		1248	
			DC-9-30	1875		1875	
			DC-9-40	32		32	
			DC-9-50	564		564	
			DC-9-80	977		977	
			A-320-200	1734		1734	
			B-727-100	19		19	
			B-727-200	2029		2029	
			DC-10-40	1		1	
			ALL TYPES	10844		10844	11162
	OE—WESTAIR AIRLINES	TOTAL	EMBRAER 120	7751		7751	
			JETSTREAM 31	7843		7843	
			ALL TYPES	15594		15594	16250
	PA—PAN AMERICAN	TOTAL	A-300-X4	7		7	
			A-310-200	457		457	
			A-310-300	338		338	
			B-727-200	7859	7	7866	
			B-747	435		435	
			B-747-200	171	1	172	
			ALL TYPES	9267	8	9275	8210
	TB—TRUMP SHUTTLE	TOTAL	B-727-100	793	3	796	
			B-727-200	4277	4	4281	
			ALL TYPES	5070	7	5077	5266
	TW—TRANS WORLD AIR	TOTAL	B-767-200	556		556	
			DC-9-10	13		13	
			DC-9-30	1058	6	1064	
			DC-9 40	83	1	84	
			DC-9-80	2330	2	2332	
			B-727-100	62	1	63	
			B-727-200	3499	9	3508	
			L-1011/100/20	495		495	
			B-747	8	1	9	
			ALL TYPES	8104	20	8124	8391
	UA—UNITED AIR LINES	TOTAL	B-737-300	7504	2	7506	
			B-737-100/200	15989	1	15990	
			B-757-200	1550	1	1551	
			B-767-200	1081		1081	
			B-727-100	3480		3480	
			B-727-200	7307	16	7323	
			DC-10-10	3037	2	3039	
			DC-10-30	7		7	
			DC-8-71	1620	3	1623	
			ALL TYPES	41575	25	41600	42588
	US—U S AIR	TOTAL	F-28-4000/600	1239		1239	

NOTE * = All Cargo Services

TABLE 7—Continued
Aircraft Departures Scheduled and Aircraft Departures Performed, By Community, By Air Carrier, And By Aircraft Type
12 Months Ended December 31, 1990

STATE OR U.S. AREA / COMMUNITY (AIRPORT NAME)	CARRIER	OPERATION	TYPE OF AIRCRAFT	TOTAL DEPARTURES PERFORMED			DEPARTURES SCHEDULED
				SCHEDULED SERVICE	NON SCHEDULED SERVICE	ALL SERVICE	
DIST. OF COL.—Continued							
WASHINGTON—Continued							
(WASHINGTON NATIONAL)—Continued							
COMMUNITY TOTAL—Continued							
			ALL TYPES	177603	91	177694	181101
FLORIDA							
COCOA BEACH							
(PATRICK AFB)	VK—ZANTOP INTL AIRLINES	TOTAL	* L-188A/C		271	271	
			ALL TYPES		271	271	271
DAYTONA BEACH							
(DAYTONA BEACH REGIONAL)	AA—AMERICAN AIRLINES	TOTAL	DC-9-80	1312		1312	
			B-727-200	1		1	
			B-727-100	2		2	
			ALL TYPES	1315		1315	1319
	CO—CONTINENTAL	TOTAL	B-737-300	253		253	
			B-737-100/200	184		184	
			B-737-200C	260		260	
			DC-9-80	89	2	91	
			B-727-200	298		298	
			DC-9-30	319		319	
			B-727-100	4		4	
			ALL TYPES	1407	2	1409	1418
	DL—DELTA AIR LINES	TOTAL	B-737-100/200	107		107	
			DC-9-30	354	1	355	
			DC-9-80	1298	1	1299	
			B-727-200	45		45	
			ALL TYPES	1804	2	1806	1812
	EA—EASTERN AIR LINES	TOTAL	DC-9-30	707		707	
			DC-9-50	1011		1011	
			B-727-200	15		15	
			ALL TYPES	1733		1733	1743
	TW—TRANS WORLD AIR	TOTAL	DC-9-80	1		1	
			ALL TYPES	1		1	
	US—U.S. AIR	TOTAL	B-737-400	9		9	
			B-737-100/200	1103	6	1109	
			DC-9-30	61	15	76	
			DC-9-80	2		2	
			FOKKER 100	1	13	14	
			B-737-300	7		7	
			F-28-4000/600	31		31	
			B-727-200	2		2	
			ALL TYPES	1216	34	1250	1215
COMMUNITY TOTAL		TOTAL	DC-9-80	2702	3	2705	
			B-727-200	361		361	
			B-727-100	6		6	
			B-737-300	260		260	
			B-737-100/200	1394	6	1400	
			B-737-200C	260		260	
			DC-9-30	1441	16	1457	
			DC-9-50	1011		1011	
			B-737-400	9		9	
			FOKKER 100	1	13	14	
			F-28-4000/600	31		31	
			ALL TYPES	7476	38	7514	7507
DESTIN							
(FT WALTON BEACH)	FM—FEDERAL EXPRESS	TOTAL	* C-208	508		508	
			ALL TYPES	508		508	508
FORT MYERS							
(PAGE FIELD)	FM—FEDERAL EXPRESS	TOTAL	* BEECH 18	1		1	
			* B-727-100	1		1	
			ALL TYPES	2		2	2

NOTE * = All Cargo Services

TABLE 7—Continued
Aircraft Departures Scheduled and Aircraft Departures Performed, By Community, By Air Carrier, And By Aircraft Type
12 Months Ended December 31, 1990

STATE OR U.S. AREA COMMUNITY (AIRPORT NAME)	CARRIER	OPERATION	TYPE OF AIRCRAFT	TOTAL DEPARTURES PERFORMED			DEPARTURES SCHEDULED
				SCHEDULED SERVICE	NON SCHEDULED SERVICE	ALL SERVICE	
FLORIDA—Continued							
FORT MYERS—Continued							
(SOUTHWEST)	AA—AMERICAN AIRLINES	TOTAL	DC-9-80	5		5	
			B-727-100	400		400	
			B-727-200	2242		2242	
			ALL TYPES	2647		2647	2670
	CO—CONTINENTAL	TOTAL	B-737-300	263	1	264	
			B-737-100/200	72		72	
			B-737-200C	226		226	
			DC-9-10	77		77	
			DC-9-30	426	12	438	
			DC-9-80	831		831	
			B-727-100	104		104	
			B-727-200	486		486	
			ALL TYPES	2485	13	2498	2498
	DL—DELTA AIR LINES	TOTAL	B-737-100/200	346		346	
			B-757-200	1430	3	1433	
			DC-9-30	1		1	
			DC-9-80	417		417	
			B-727-200	1683		1683	
			B-767-200	5		5	
			ALL TYPES	3882	3	3885	3917
	EA—EASTERN AIR LINES	TOTAL	B-727-200	1875	2	1877	
			B-757-200	88		88	
			DC-9-30	373		373	
			DC-9-50	250		250	
			ALL TYPES	2586	2	2588	2610
	FM—FEDERAL EXPRESS	TOTAL	* B-727-100	207		207	
			* B-727-200	57		57	
			ALL TYPES	264		264	264
	ML—MIDWAY AIRLINES	TOTAL	B-737-100/200	641		641	
			DC-9-15F	28		28	
			DC-9-30	467		467	
			DC-9-80	256		256	
			ALL TYPES	1392		1392	1404
	NW—NORTHWEST AIRLINES	TOTAL	B-757-200	358		358	
			DC-9-10	5		5	
			DC-9-30	691		691	
			DC-9-50	154		154	
			B-727-200	575		575	
			DC-9-40	3		3	
			DC-9-80	6		6	
			B-727-100	11		11	
			ALL TYPES	1803		1803	1801
	TW—TRANS WORLD AIR	TOTAL	DC-9-30	167	1	168	
			DC-9-40	19		19	
			DC-9-80	453		453	
			B-727-100	27		27	
			B-727-200	1844		1844	
			ALL TYPES	2510	1	2511	2536
	TZ—AMERICAN TRANS AIR	TOTAL	B-757-200	220		220	
			B-727-100	83	5	88	
			L-1011/100/20	9	35	44	
			ALL TYPES	312	40	352	164
	UA—UNITED AIR LINES	TOTAL	B-737-300	118		118	
			B-737-100/200	146		146	
			B-767-200	40		40	
			B-727-100	85		85	
			B-727-200	460		460	
			DC-8-71	73		73	
			ALL TYPES	922		922	924
	US—U S AIR	TOTAL	F-28-4000/600	2		2	
			B-737-400	752		752	

NOTE * = All Cargo Services

TABLE 7—Continued
Aircraft Departures Scheduled and Aircraft Departures Performed, By Community, By Air Carrier, And By Aircraft Type
12 Months Ended December 31, 1990

STATE OR U.S. AREA COMMUNITY (AIRPORT NAME)	CARRIER	OPERATION	TYPE OF AIRCRAFT	TOTAL DEPARTURES PERFORMED			DEPARTURES SCHEDULED
				SCHEDULED SERVICE	NON SCHEDULED SERVICE	ALL SERVICE	
FLORIDA—Continued							
FORT MYERS—Continued							
(SOUTHWEST)—Continued							
			B-737-300	784		784	
			B-737-100/200	699		699	
			DC-9-30	11		11	
			DC-9-80	1044		1044	
			B-727-200	54		54	
			FOKKER 100	2		2	
			ALL TYPES	3348		3348	3361
AIRPORT TOTAL		TOTAL	DC-9-80	3012		3012	
			B-727-100	710	5	715	
			B-727-200	9219	2	9221	
			B-737-300	1165	1	1166	
			B-737-100/200	1904		1904	
			B-737-200C	226		226	
			DC-9-10	82		82	
			DC-9-30	2136	13	2149	
			B-757-200	2096	3	2099	
			B-767-200	45		45	
			DC-9-50	404		404	
			* B-727-100	207		207	
			* B-727-200	57		57	
			DC-9-15F	28		28	
			DC-9-40	22		22	
			L-1011/100/20	9	35	44	
			DC-8-71	73		73	
			F-28-4000/600	2		2	
			B-737-400	752		752	
			FOKKER 100	2		2	
			ALL TYPES	22151	59	22210	22149
COMMUNITY TOTAL BY CARRIER	AA—AMERICAN AIRLINES	TOTAL	DC-9-80	5		5	
			B-727-100	400		400	
			B-727-200	2242		2242	
			ALL TYPES	2647		2647	2670
	CO—CONTINENTAL	TOTAL	B-737-300	263	1	264	
			B-737-100/200	72		72	
			B-737-200C	226		226	
			DC-9-10	77		77	
			DC-9-30	426	12	438	
			DC-9-80	831		831	
			B-727-100	104		104	
			B-727-200	486		486	
			ALL TYPES	2485	13	2498	2498
	DL—DELTA AIR LINES	TOTAL	B-737-100/200	346		346	
			B-757-200	1430	3	1433	
			B-767-200	5		5	
			DC-9-30	1		1	
			DC 9-80	417		417	
			B-727-200	1683		1683	
			ALL TYPES	3882	3	3885	3917
	EA—EASTERN AIR LINES	TOTAL	B-757-200	88		88	
			DC 9-30	373		373	
			DC 9-50	250		250	
			B 727-200	1875	2	1877	
			ALL TYPES	2586	2	2588	2610
	FM—FEDERAL EXPRESS	TOTAL	* BEECH 18	1		1	
			* B 727 100	208		208	
			* B-727-200	57		57	
			ALL TYPES	266		266	266
	ML MIDWAY AIRLINES	TOTAL	B 737 100/200	641		641	
			DC 9 15F	28		28	
			DC 9 30	467		467	

NOTE * All Cargo Services

TABLE 7—Continued
Aircraft Departures Scheduled and Aircraft Departures Performed, By Community, By Air Carrier, And By Aircraft Type
12 Months Ended December 31, 1990

STATE OR U.S. AREA COMMUNITY (AIRPORT NAME)	CARRIER	OPERATION	TYPE OF AIRCRAFT	TOTAL DEPARTURES PERFORMED			DEPARTURES SCHEDULED
				SCHEDULED SERVICE	NON SCHEDULED SERVICE	ALL SERVICE	
FLORIDA—Continued							
FORT MYERS—Continued							
(SOUTHWEST)—Continued							
COMMUNITY TOTAL BY CARRIER—Continued							
			DC-9-80	256		256	
			ALL TYPES	1392		1392	1404
	NW—NORTHWEST AIRLINES	TOTAL	B-757-200	358		358	
			DC-9-10	5		5	
			DC-9-30	691		691	
			DC-9-40	3		3	
			DC-9-50	154		154	
			DC-9-80	6		6	
			B-727-100	11		11	
			B-727-200	575		575	
			ALL TYPES	1803		1803	1801
	TW—TRANS WORLD AIR	TOTAL	DC-9-30	167	1	168	
			DC-9-40	19		19	
			DC-9-80	453		453	
			B-727-100	27		27	
			B-727-200	1844		1844	
			ALL TYPES	2510	1	2511	2536
	TZ—AMERICAN TRANS AIR	TOTAL	B-757-200	220		220	
			B-727-100	83	5	88	
			L-1011/100/20	9	35	44	
			ALL TYPES	312	40	352	164
	UA—UNITED AIR LINES	TOTAL	B-737-300	118		118	
			B-737-100/200	146		146	
			B-767-200	40		40	
			B-727-100	85		85	
			B-727-200	460		460	
			DC-8-71	73		73	
			ALL TYPES	922		922	924
	US—U.S. AIR	TOT	F-28-4000/600	2		2	
			FOKKER 100	2		2	
			B-737-400	752		752	
			B-737-300	784		784	
			B-737-100/200	699		699	
			DC-9-30	11		11	
			DC-9-80	1044		1044	
			B-727-200	54		54	
			ALL TYPES	3348		3348	3361
COMMUNITY TOTAL		TOTAL	* BEECH 18	1		1	
			* B-727-100	208		208	
			DC-9-80	3012		3012	
			B-727-100	710	5	715	
			B-727-200	9219	2	9221	
			B-737-300	1165	1	1166	
			B-737-100/200	1904		1904	
			B-737-200C	226		226	
			DC-9-10	82		82	
			DC-9-30	2136	13	2149	
			B-757-200	2096	3	2099	
			B-767-200	45		45	
			DC-9-50	404		404	
			* B-727-200	57		57	
			DC-9-15F	28		28	
			DC-9-40	22		22	
			L-1011/100/20	9	35	44	
			DC-8-71	73		73	
			F-28-4000/600	2		2	
			B-737-400	752		752	

NOTE * - All Cargo Services

TABLE 7—Continued
Aircraft Departures Scheduled and Aircraft Departures Performed, By Community, By Air Carrier, And By Aircraft Type
12 Months Ended December 31, 1990

STATE OR U.S. AREA / COMMUNITY (AIRPORT NAME)	CARRIER	OPERATION	TYPE OF AIRCRAFT	TOTAL DEPARTURES PERFORMED			DEPARTURES SCHEDULED
				SCHEDULED SERVICE	NON SCHEDULED SERVICE	ALL SERVICE	
FLORIDA—Continued							
FORT MYERS—Continued							
(SOUTHWEST)—Continued							
COMMUNITY TOTAL—Continued							
			FOKKER 100	2		2	
			ALL TYPES	22153	59	22212	22151
FORT PIERCE							
(FORT PIERCE)	FM—FEDERAL EXPRESS	TOTAL	* C-208	254		254	
			ALL TYPES	254		254	254
GAINESVILLE							
(GAINESVILLE MUNI)	EA—EASTERN AIR LINES	TOTAL	DC-9-30	1317		1317	
			DC-9-50	334	4	338	
			B-727-200	11		11	
			ALL TYPES	1662	4	1666	1672
	US—U.S. AIR	TOTAL	F-28-4000/600	2078		2078	
			B-737-300	27		27	
			DC-9-30	1		1	
			B-737-100/200	1		1	
			ALL TYPES	2107		2107	2136
COMMUNITY TOTAL		TOTAL	DC-9-30	1318		1318	
			DC-9-50	334	4	338	
			B-727-200	11		11	
			F-28-4000/600	2078		2078	
			B-737-300	27		27	
			B-737-100/200	1		1	
			ALL TYPES	3769	4	3773	3808
HOMESTEAD							
(HOMESTEAD AFB)	VK—ZANTOP INTL AIRLINES	TOTAL	* L-188A/C		268	268	
			ALL TYPES		268	268	268
JACKSONVILLE							
(JACKSONVILLE INTERNATIONAL)	AA—AMERICAN AIRLINES	TOTAL	DC-9-80	10		10	
			B-727-100	1092		1092	
			B-727-200	1410		1410	
			ALL TYPES	2512		2512	2561
	CO—CONTINENTAL	TOTAL	B-727-200	509	2	511	
			B-737-300	128		128	
			B-737-100/200	266		266	
			B-737-200C	226		226	
			DC-9-10	65		65	
			DC-9-30	415		415	
			DC-9-80	164	1	165	
			B-727-100	26		26	
			ALL TYPES	1799	3	1802	1817
	DL—DELTA AIR LINES	TOTAL	B-737-100/200	11	4	15	
			B-757-200	1828	1	1829	
			B 767-200	269		269	
			B-767-300	34	1	35	
			DC-9-30	710	1	711	
			DC-9-80	825	1	826	
			B 727-200	990		990	
			L-1011/100/20	2		2	
			L-1011-500	1		1	
			ALL TYPES	4670	8	4678	4679
	EA—EASTERN AIR LINES	TOTAL	B-757-200	4		4	
			DC-9-30	1545		1545	
			DC-9-50	778		778	
			B-727-200	382		382	
			A-300-X4	1		1	
			ALL TYPES	2710		2710	2756
	FM—FEDERAL EXPRESS	TOTAL	* B-727-100	388		388	
			* B-727-200	122		122	
			* BEECH 18	2		2	

NOTE * = All Cargo Services

TABLE 7—Continued
Aircraft Departures Scheduled and Aircraft Departures Performed, By Community, By Air Carrier, And By Aircraft Type
12 Months Ended December 31, 1990

STATE OR U.S. AREA COMMUNITY (AIRPORT NAME)	CARRIER	OPERATION	TYPE OF AIRCRAFT	TOTAL DEPARTURES PERFORMED			DEPARTURES SCHEDULED
				SCHEDULED SERVICE	NON SCHEDULED SERVICE	ALL SERVICE	
FLORIDA—Continued							
JACKSONVILLE—Continued							
(JACKSONVILLE INTERNATIONAL)—Continued							
			ALL TYPES	512		512	512
	ML—MIDWAY AIRLINES	TOTAL	DC-9-15F	744		744	
			DC-9-30	593		593	
			B-737-100/200	29		29	
			DC-9-80	1		1	
			ALL TYPES	1367		1367	1416
	PA—PAN AMERICAN	TOTAL	B-727-200	727		727	
			ALL TYPES	727		727	721
	TW—TRANS WORLD AIR	TOTAL	DC-9-10	6		6	
			DC-9-30	640	1	641	
			DC-9-40	70		70	
			DC-9-80	3		3	
			B-727-100	4		4	
			B-727-200	365	5	370	
			ALL TYPES	1088	6	1094	1097
	UA—UNITED AIR LINES	TOTAL	B-737-300	130		130	
			B-737-100/200	818		818	
			B-727-200	2		2	
			B-727-100	94		94	
			ALL TYPES	1044		1044	1060
	US—U.S. AIR	TOTAL	F-28-4000/600	1734		1734	
			B-737-400	508		508	
			B-737-300	809	1	810	
			B-737-100/200	2794		2794	
			DC-9-30	1293		1293	
			DC-9-80	118	1	119	
			B-727-200	577		577	
			FOKKER 100	304		304	
			ALL TYPES	8137	2	8139	8235
AIRPORT TOTAL		TOTAL	DC-9-80	1121	3	1124	
			B-727-100	1216		1216	
			B-727-200	4962	7	4969	
			B-737-300	1067	1	1068	
			B-737-100/200	3918	4	3922	
			B-737-200C	226		226	
			DC-9-10	71		71	
			DC-9-30	5196	2	5198	
			B-757-200	1832	1	1833	
			B-767-200	269		269	
			B-767-300	34	1	35	
			L-1011/100/20	2		2	
			L-1011-500	1		1	
			DC-9-50	778		778	
			A-300-X4	1		1	
			* B-727-100	388		388	
			* B-727-200	122		122	
			* BEECH 18	2		2	
			DC-9-15F	744		744	
			DC-9-40	70		70	
			F-28-4000/600	1734		1734	
			B-737-400	508		508	
			FOKKER 100	304		304	
			ALL TYPES	24566	19	24585	24854
(JACKSONVILLE NAS)	VK—ZANTOP INTL AIRLINES	TOTAL	* L-188A/C		242	242	
			ALL TYPES		242	242	242
COMMUNITY TOTAL BY CARRIER	AA—AMERICAN AIRLINES	TOTAL	DC-9-80	10		10	
			B-727-100	1092		1092	
			B-727-200	1410		1410	
			ALL TYPES	2512		2512	2561

NOTE * = All Cargo Services

TABLE 7—Continued
Aircraft Departures Scheduled and Aircraft Departures Performed, By Community, By Air Carrier, And By Aircraft Type
12 Months Ended December 31, 1990

STATE OR U.S. AREA / COMMUNITY (AIRPORT NAME)	CARRIER	OPERATION	TYPE OF AIRCRAFT	TOTAL DEPARTURES PERFORMED			DEPARTURES SCHEDULED
				SCHEDULED SERVICE	NON SCHEDULED SERVICE	ALL SERVICE	
FLORIDA—Continued							
JACKSONVILLE—Continued							
(JACKSONVILLE NAS)—Continued							
COMMUNITY TOTAL BY CARRIER—Continued							
	CO—CONTINENTAL	TOTAL	B-737-300	128		128	
			B-737-100/200	266		266	
			B-737-200C	226		226	
			DC-9-10	65		65	
			DC-9-30	415		415	
			DC-9-80	164	1	165	
			B-727-100	26		26	
			B-727-200	509	2	511	
			ALL TYPES	1799	3	1802	1817
	DL—DELTA AIR LINES	TOTAL	B-737-100/200	11	4	15	
			B-757-200	1828	1	1829	
			B-767-200	269		269	
			B-767-300	34	1	35	
			DC-9-30	710	1	711	
			DC-9-80	825	1	826	
			B-727-200	990		990	
			L-1011/100/20	2		2	
			L-1011-500	1		1	
			ALL TYPES	4670	8	4678	4679
	EA—EASTERN AIR LINES	TOTAL	B-757-200	4		4	
			DC-9-30	1545		1545	
			DC-9-50	778		778	
			A-300-X4	1		1	
			B-727-200	382		382	
			ALL TYPES	2710		2710	2756
	FM—FEDERAL EXPRESS	TOTAL	* BEECH 18	2		2	
			* B-727-100	388		388	
			* B-727-200	122		122	
			ALL TYPES	512		512	512
	ML—MIDWAY AIRLINES	TOTAL	B-737-100/200	29		29	
			DC-9-15F	744		744	
			DC-9-30	593		593	
			DC-9-80	1		1	
			ALL TYPES	1367		1367	1416
	PA—PAN AMERICAN	TOTAL	B-727-200	727		727	
			ALL TYPES	727		727	721
	TW—TRANS WORLD AIR	TOTAL	DC-9-10	6		6	
			DC-9-30	640	1	641	
			DC-9-40	70		70	
			DC-9-80	3		3	
			B-727-100	4		4	
			B-727-200	365	5	370	
			ALL TYPES	1088	6	1094	1097
	UA—UNITED AIR LINES	TOTAL	B-737-300	130		130	
			B-737-100/200	818		818	
			B-727-100	94		94	
			B-727-200	2		2	
			ALL TYPES	1044		1044	1060
	US—U.S. AIR	TOTAL	F-28-4000/600	1734		1734	
			FOKKER 100	304		304	
			B-737-400	508		508	
			B-737-300	809	1	810	
			B-737-100/200	2794		2794	
			DC-9-30	1293		1293	
			DC-9-80	118	1	119	
			B-727-200	577		577	
			ALL TYPES	8137	2	8139	8235
	VK—ZANTOP INTL AIRLINES	TOTAL	* L-188A/C		242	242	

NOTE * = All Cargo Services

TABLE 7—Continued
Aircraft Departures Scheduled and Aircraft Departures Performed, By Community, By Air Carrier, And By Aircraft Type
12 Months Ended December 31, 1990

STATE OR U.S. AREA COMMUNITY (AIRPORT NAME)	CARRIER	OPERATION	TYPE OF AIRCRAFT	TOTAL DEPARTURES PERFORMED			DEPARTURES SCHEDULED
				SCHEDULED SERVICE	NON SCHEDULED SERVICE	ALL SERVICE	
FLORIDA—Continued							
JACKSONVILLE—Continued							
(JACKSONVILLE NAS)—Continued							
COMMUNITY TOTAL BY CARRIER—Continued							
			ALL TYPES		242	242	242
COMMUNITY TOTAL		TOTAL	DC-9-80	1121	3	1124	
			B-727-100	1216		1216	
			B-727-200	4962	7	4969	
			B-737-300	1067	1	1068	
			B-737-100/200	3918	4	3922	
			B-737-200C	226		226	
			DC-9-10	71		71	
			DC-9-30	5196	2	5198	
			B-757-200	1832	1	1833	
			B-767-200	269		269	
			B-767-300	34	1	35	
			L-1011/100/20	2		2	
			L-1011-500	1		1	
			DC-9-50	778		778	
			A-300-X4	1		1	
			* B-727-100	388		388	
			* B-727-200	122		122	
			* BEECH 18	2		2	
			DC-9-15F	744		744	
			DC-9-40	70		70	
			F-28-4000/600	1734		1734	
			B-737-400	508		508	
			FOKKER 100	304		304	
			* L-188A/C		242	242	
			ALL TYPES	24586	261	24827	25096
KEY WEST							
(KEY WEST INTERNATIONAL)	FM—FEDERAL EXPRESS	TOTAL	* C-208	255		255	
			ALL TYPES	255		255	255
	US—U.S. AIR	TOTAL	F-28-4000/600	2104		2104	
			ALL TYPES	2104		2104	2151
AIRPORT TOTAL		TOTAL	* C-208	255		255	
			F-28-4000/600	2104		2104	
			ALL TYPES	2359		2359	2406
(KEY WEST NAS)	VK—ZANTOP INTL AIRLINES	TOTAL	* L-188A/C		247	247	
			ALL TYPES		247	247	247
COMMUNITY TOTAL BY CARRIER	FM—FEDERAL EXPRESS	TOTAL	* C-208	255		255	
			ALL TYPES	255		255	255
	US—U.S. AIR	TOTAL	F-28-4000/600	2104		2104	
			ALL TYPES	2104		2104	2151
	VK—ZANTOP INTL AIRLINES	TOTAL	* L-188A/C		247	247	
			ALL TYPES		247	247	247
COMMUNITY TOTAL		TOTAL	* C-208	255		255	
			F-28-4000/600	2104		2104	
			* L-188A/C		247	247	
			ALL TYPES	2359	247	2606	2653
MARATHON							
(MARATHON FLIGHT STRIP)	FM—FEDERAL EXPRESS	TOTAL	* C-208	2		2	
			ALL TYPES	2		2	2
MELBOURNE							
(CAPE KENNEDY REGIONAL)	AA—AMERICAN AIRLINES	TOTAL	DC-9-80	1085		1085	
			B-727-200	1		1	
			ALL TYPES	1086		1086	1095
	CO—CONTINENTAL	TOTAL	B-737-300	226		226	
			B-737-100/200	134		134	
			B-737-200C	188		188	
			DC-9-80	46		46	

NOTE: All Cargo Services

TABLE 7—Continued
Aircraft Departures Scheduled and Aircraft Departures Performed, By Community, By Air Carrier, And By Aircraft Type
12 Months Ended December 31, 1990

STATE OR U.S. AREA COMMUNITY (AIRPORT NAME)	CARRIER	OPERATION	TYPE OF AIRCRAFT	TOTAL DEPARTURES PERFORMED			DEPARTURES SCHEDULED
				SCHEDULED SERVICE	NON SCHEDULED SERVICE	ALL SERVICE	
FLORIDA—Continued							
MELBOURNE—Continued							
(CAPE KENNEDY REGIONAL)—Continued							
			B-727-100	6		6	
			B-727-200	237		237	
			DC-9-30	232		232	
			ALL TYPES	1069		1069	1074
	DL—DELTA AIR LINES	TOTAL	B-737-100/200	218		218	
			DC-9-30	489		489	
			DC-9-80	97		97	
			B-727-200	286		286	
			ALL TYPES	1090		1090	1093
	EA—EASTERN AIR LINES	TOTAL	B-757-200	1		1	
			DC-9-30	301		301	
			DC-9-50	480		480	
			B-727-200	664		664	
			ALL TYPES	1446		1446	1448
	US—U.S. AIR	TOTAL	F-28-4000/600	1140		1140	
			FOKKER 100	1		1	
			DC-9-30	1		1	
			B-737-100/200	2		2	
			B-727-200	3		3	
			ALL TYPES	1147		1147	1156
COMMUNITY TOTAL		TOTAL	DC-9-80	1228		1228	
			B-727-200	1191		1191	
			B-737-300	226		226	
			B-737-100/200	354		354	
			B-737-200C	188		188	
			B-727-100	6		6	
			DC-9-30	1023		1023	
			B-757-200	1		1	
			DC-9-50	480		480	
			F-28-4000/600	1140		1140	
			FOKKER 100	1		1	
			ALL TYPES	5838		5838	5866
MIAMI/FT. LAUDERDALE							
(MIAMI INTERNATIONAL)	AA—AMERICAN AIRLINES	TOTAL	A-310-300	1497		1497	
			B-727-200	12082		12082	
			DC-10-10	1209		1209	
			B-757-200	1101	2	1103	
			B-767-200	1120		1120	
			A-300-600	2098		2098	
			B-727-100	555		555	
			B-767-300	3		3	
			DC-9-80	14		14	
			DC-10-30	133		133	
			ALL TYPES	19812	2	19814	20155
	AE—AERIAL TRASNIT	TOTAL	* DC-6A	120	322	442	
			ALL TYPES	120	322	442	121
	CO—CONTINENTAL	TOTAL	B-727-200	2461	16	2477	
			B-737-300	851	120	971	
			A-300-X4	826	4	830	
			B-737-100/200	35		35	
			B-737-200C	152		152	
			DC-9-10	6		6	
			DC-9-30	352	4	356	
			DC-9-80	601	6	607	
			B-727-100	56		56	
			DC-10-30	104		104	
			ALL TYPES	5444	150	5594	5487
	CR—CONNER AIR LINES.	TOTAL	* DC-6	110		110	
			ALL TYPES	110		110	116

NOTE * = Air Cargo Services

TABLE 7—Continued
Aircraft Departures Scheduled and Aircraft Departures Performed, By Community, By Air Carrier, And By Aircraft Type
12 Months Ended December 31, 1990

STATE OR U.S. AREA COMMUNITY (AIRPORT NAME)	CARRIER	OPERATION	TYPE OF AIRCRAFT	TOTAL DEPARTURES PERFORMED			DEPARTURES SCHEDULED
				SCHEDULED SERVICE	NON SCHEDULED SERVICE	ALL SERVICE	
FLORIDA—Continued							
MIAMI/FT. LAUDERDALE—Continued							
(MIAMI INTERNATIONAL)—Continued							
	DL—DELTA AIR LINES	TOTAL	B-737-100/200	11	1	12	
			B-757-200	1851	1	1852	
			B-767-200	407		407	
			B-767-300	537		537	
			DC-9-30	2		2	
			DC-9-80	33	2	35	
			B-727-200	5517	1	5518	
			L-1011/100/20	473		473	
			ALL TYPES	8831	5	8836	8896
	EA—EASTERN AIR LINES	TOTAL	B-757-200	3536	11	3547	
			DC-9-30	487		487	
			A-300-X4	2539	6	2545	
			B-727-200	5421	214	5635	
			DC-10-30	198	19	217	
			L-1011/100/20	1703	101	1804	
			DC-9-50	416		416	
			ALL TYPES	14300	351	14651	14474
	FF—TOWER AIR	TOTAL	B-747	83	37	120	
			ALL TYPES	83	37	120	83
	FM—FEDERAL EXPRESS	TOTAL	* B-727-100	124		124	
			* B-727-200	20		20	
			* DC-10-10	1		1	
			* DC-10-30	517		517	
			* DC-8-73F	1		1	
			ALL TYPES	663		663	663
	JH—AMERIJET INTERNATIONAL	TOTAL	* B-727-100	219	233	452	
			ALL TYPES	219	233	452	170
	JW—ARROW AIR	TOTAL	* DC-8-63F	203	252	455	
			* DC-8-62	357	484	841	
			ALL TYPES	560	736	1296	559
	KW—PACIFIC INTERSTATE	TOTAL	B-727-100	2	3	5	
			B-727-200	41	4	45	
			B-737-100/200	2		2	
			ALL TYPES	45	7	52	44
	ML—MIDWAY AIRLINES	TOTAL	B-737-100/200	1427		1427	
			DC-9-15F	90		90	
			DC-9-30	884		884	
			DC-9-80	7		7	
			ALL TYPES	2408		2408	2449
	NW—NORTHWEST AIRLINES	TOTAL	B-757-200	59		59	
			DC-9-10	2		2	
			DC-9-30	2085		2085	
			DC-9-40	39		39	
			DC-9-50	455		455	
			DC-9-80	51		51	
			B-727-100	70		70	
			B-727-200	1756		1756	
			DC-10-40	101		101	
			B-747	2		2	
			ALL TYPES	4620		4620	4669
	PA—PAN AMERICAN	TOTAL	A-300-X4	3434	6	3440	
			A-310-200	132		132	
			A-310-300	263		263	
			B-727-200	16212	10	16222	
			B-747	1501	15	1516	
			B-747-200	163	1	164	
			JETSTREAM 31	2		2	

NOTE * = All Cargo Services

TABLE 7—Continued
Aircraft Departures Scheduled and Aircraft Departures Performed, By Community, By Air Carrier, And By Aircraft Type
12 Months Ended December 31, 1990

STATE OR U.S. AREA / COMMUNITY / (AIRPORT NAME)	CARRIER	OPERATION	TYPE OF AIRCRAFT	TOTAL DEPARTURES PERFORMED			DEPARTURES SCHEDULED
				SCHEDULED SERVICE	NON SCHEDULED SERVICE	ALL SERVICE	
FLORIDA—Continued							
MIAMI/FT. LAUDERDALE—Continued							
(MIAMI INTERNATIONAL)—Continued							
			ALL TYPES	21707	32	21739	21449
	TW—TRANS WORLD AIR	TOTAL	DC-9-30	32	1	33	
			DC-9-80	1155	2	1157	
			B-727-100	32	1	33	
			B-727-200	2169	12	2181	
			L-1011/100/20	393		393	
			DC-9-40	7		7	
			ALL TYPES	3788	16	3804	3841
	UA—UNITED AIR LINES	TOTAL	B-737-300	726		726	
			B-737-100/200	773		773	
			B-767-200	11		11	
			B-727-200	889		889	
			DC-10-10	206		206	
			DC-10-30	1		1	
			DC-8-71	186		186	
			B-757-200	152		152	
			B-727-100	30		30	
			ALL TYPES	2974		2974	3001
	US—U S. AIR	TOTAL	F-28-4000/600	7202		7202	
			FOKKER 100	82		82	
			B-737-400	1589		1589	
			B-737-300	1247		1247	
			B-737-100/200	4768	1	4769	
			DC-9-30	170		170	
			DC-9-80	1185		1185	
			B-727-200	1674	1	1675	
			B-767-200	57		57	
			ALL TYPES	17974	2	17976	18235
	VK—ZANTOP INTL AIRLINES	TOTAL	* CV-640		1	1	
			* L-188A/C		1	1	
			ALL TYPES		2	2	2
	WE—CHALLENGE AIR CARGO	TOTAL	* B-757-200	570	1	571	
			* B-707-300C	261	41	302	
			* DC-8-63F	419	13	432	
			ALL TYPES	1250	55	1305	1250
AIRPORT TOTAL		TOTAL	A-310-300	1760		1760	
			B-727-200	48222	258	48480	
			DC-10-10	1415		1415	
			B-757-200	6699	14	6713	
			B-767-200	1595		1595	
			A-300-600	2098		2098	
			B-727-100	745	4	749	
			B-767-300	540		540	
			DC-9-80	3046	10	3056	
			DC-10-30	436	19	455	
			* DC-6A	120	322	442	
			B-737-300	2824	120	2944	
			A-300-X4	6799	16	6815	
			B-737-100/200	7016	2	7018	
			B-737-200C	152		152	
			DC-9-10	8		8	
			DC-9-30	4012	5	4017	
			* DC-6	110		110	
			L-1011/100/20	2569	101	2670	
			DC 9-50	871		871	
			B-747	1586	52	1638	
			* B-727-100	343	233	576	
			* B-727-200	20		20	

NOTE * = Air Cargo Services

TABLE 7—Continued
Aircraft Departures Scheduled and Aircraft Departures Performed, By Community, By Air Carrier, And By Aircraft Type
12 Months Ended December 31, 1990

STATE OR U.S. AREA COMMUNITY (AIRPORT NAME)	CARRIER	OPERATION	TYPE OF AIRCRAFT	TOTAL DEPARTURES PERFORMED			DEPARTURES SCHEDULED
				SCHEDULED SERVICE	NON SCHEDULED SERVICE	ALL SERVICE	
FLORIDA—Continued							
MIAMI/FT. LAUDERDALE—Continued							
(MIAMI INTERNATIONAL)—Continued							
AIRPORT TOTAL—Continued							
			* DC-10-10	1		1	
			* DC-10-30	517		517	
			* DC-8-73F	1		1	
			* DC-8-63F	622	265	887	
			* DC-8-62	357	484	841	
			DC-9-15F	90		90	
			DC-9-40	46		46	
			DC-10-40	101		101	
			A-310-200	132		132	
			B-747-200	163	1	164	
			JETSTREAM 31	2		2	
			DC-8-71	186		186	
			F-28-4000/600	7202		7202	
			FOKKER 100	82		82	
			B-737-400	1589		1589	
			* CV-640		1	1	
			* L-188A/C		1	1	
			* B-757-200	570	1	571	
			* B-707-300C	261	41	302	
			ALL TYPES	104908	1950	106858	105658
(FT. LAUDERDALE-HOLLYWOOD INTL)	AA—AMERICAN AIRLINES	TOTAL	B-727-100	339		339	
			B-727-200	2457		2457	
			B-757-200	2		2	
			DC-9-80	3		3	
			ALL TYPES	2801		2801	2832
	CO—CONTINENTAL	TOTAL	B-727-200	1712	28	1740	
			B-737-300	1049	2	1051	
			B-737-100/200	41		41	
			B-737-200C	149		149	
			DC-9-30	21		21	
			DC-9-80	430	6	436	
			A-300-X4	147	1	148	
			B-727-100	263		263	
			ALL TYPES	3812	37	3849	3887
	DL—DELTA AIR LINES	TOTAL	B-757-200	3318	15	3333	
			B-767-200	1014		1014	
			B-767-300	1784		1784	
			DC-9-80	17	1	18	
			B-727-200	5303	2	5305	
			L-1011/100/20	893		893	
			B-737-100/200	3		3	
			ALL TYPES	12332	18	12350	12413
	EA—EASTERN AIR LINES	TOTAL	B-757-200	1460		1460	
			DC-9-30	825		825	
			DC-9-50	143		143	
			A-300-X4	153		153	
			B-727-200	3005		3005	
			L-1011/100/20	486		486	
			ALL TYPES	6072		6072	6048
	FM—FEDERAL EXPRESS	TOTAL	* BEECH 18	2		2	
			* C-208	1160		1160	
			* B-727-100	198		198	
			* B-727-200	190		190	
			* DC-10-10	399		399	
			* DC-10-30	49		49	
			* DC-8-73F	2		2	

NOTE * = All Cargo Services

TABLE 7—Continued
Aircraft Departures Scheduled and Aircraft Departures Performed, By Community, By Air Carrier, And By Aircraft Type
12 Months Ended December 31, 1990

STATE OR U.S. AREA COMMUNITY (AIRPORT NAME)	CARRIER	OPERATION	TYPE OF AIRCRAFT	TOTAL DEPARTURES PERFORMED			DEPARTURES SCHEDULED
				SCHEDULED SERVICE	NON SCHEDULED SERVICE	ALL SERVICE	
FLORIDA—Continued							
MIAMI/FT. LAUDERDALE—Continued							
(FT. LAUDERDALE-HOLLYWOOD INTL)—Continued							
			ALL TYPES	2000		2000	2000
	JH—AMERIJET INTERNATIONAL	TOTAL	* B-727-100		10	10	
			ALL TYPES		10	10	10
	KW—PACIFIC INTERSTATE	TOTAL	B-727-200	165	106	271	
			B-727-100	60	176	236	
			B-737-100/200	244	28	272	
			ALL TYPES	469	310	779	469
	ML—MIDWAY AIRLINES	TOTAL	B-737-100/200	1975		1975	
			DC-9-30	583		583	
			DC-9-15F	57		57	
			DC-9-80	2		2	
			ALL TYPES	2617		2617	2645
	NW—NORTHWEST AIRLINES	TOTAL	B-757-200	1		1	
			DC-9-10	378		378	
			DC-9-30	643		643	
			DC-9-50	285		285	
			B-727-100	10		10	
			B-727-200	172	1	173	
			DC-9-40	6		6	
			ALL TYPES	1495	1	1496	1518
	PA—PAN AMERICAN	TOTAL	B-727-200	717	9	726	
			B-747	1	1	2	
			ALL TYPES	718	10	728	702
	TW—TRANS WORLD AIR	TOTAL	DC-9-30	73		73	
			DC-9-40	10		10	
			DC-9-80	618		618	
			B-727-100	15		15	
			B-727-200	1833	6	1839	
			ALL TYPES	2549	6	2555	2584
	UA—UNITED AIR LINES	TOTAL	B-737-300	242		242	
			B-737-100/200	730		730	
			B-727-200	426		426	
			DC-10-10	1		1	
			DC-8-71	146	1	147	
			B-757-200		1	1	
			ALL TYPES	1545	2	1547	1561
	US—U.S. AIR	TOTAL	F-28-4000/600	1420		1420	
			FOKKER 100	2		2	
			B-737-400	462		462	
			B-737-300	2095		2095	
			B-737-100/200	2728	1	2729	
			DC-9-30	7	11	18	
			DC-9-80	2013		2013	
			B-727-200	978	4	982	
			ALL TYPES	9725	16	9741	9800
	YX—MIDWEST EXPRESS	TOTAL	DC-9-30	37		37	
			DC-9-10	2		2	
			ALL TYPES	39		39	39
AIRPORT TOTAL		TOTAL	B-727-100	687	176	863	
			B-727-200	16768	156	16924	
			B-757-200	4781	16	4797	
			DC-9-80	3083	7	3090	
			B-737-300	3386	2	3388	
			B-737-100/200	5721	29	5750	
			B-737-200C	149		149	
			DC-9-30	2189	11	2200	
			A-300-X4	300	1	301	
			B-767-200	1014		1014	

NOTE * = All Cargo Services

TABLE 7—Continued
Aircraft Departures Scheduled and Aircraft Departures Performed, By Community, By Air Carrier, And By Aircraft Type
12 Months Ended December 31, 1990

STATE OR U.S. AREA / COMMUNITY (AIRPORT NAME)	CARRIER	OPERATION	TYPE OF AIRCRAFT	TOTAL DEPARTURES PERFORMED			DEPARTURES SCHEDULED
				SCHEDULED SERVICE	NON SCHEDULED SERVICE	ALL SERVICE	
FLORIDA—Continued							
MIAMI/FT. LAUDERDALE—Continued							
(FT. LAUDERDALE-HOLLYWOOD INTL)—Continued							
AIRPORT TOTAL—Continued							
			B-767-300	1784		1784	
			L-1011/100/20	1379		1379	
			DC-9-50	428		428	
			* BEECH 18	2		2	
			* C-208	1160		1160	
			* B-727-100	198	10	208	
			* B-727-200	190		190	
			* DC-10-10	399		399	
			* DC-10-30	49		49	
			* DC-8-73F	2		2	
			DC-9-15F	57		57	
			DC-9-10	380		380	
			DC-9-40	16		16	
			B-747	1	1	2	
			DC-10-10	1		1	
			DC-8-71	146	1	147	
			F-28-4000/600	1420		1420	
			FOKKER 100	2		2	
			B-737-400	482		482	
			ALL TYPES	46174	410	46584	46508
COMMUNITY TOTAL BY CARRIER	AA—AMERICAN AIRLINES	TOTAL	B-757-200	1103	2	1105	
			B-767-200	1120		1120	
			B-767-300	3		3	
			DC-9-80	17		17	
			A-300-600	2098		2098	
			A-310-300	1497		1497	
			B-727-100	894		894	
			B-727-200	14539		14539	
			DC-10-10	1209		1209	
			DC-10-30	133		133	
			ALL TYPES	22613	2	22615	22987
	AE—AERIAL TRASNIT	TOTAL	* DC-6A	120	322	442	
			ALL TYPES	120	322	442	121
	CO—CONTINENTAL	TOTAL	B-737-300	1900	122	2022	
			B-737-100/200	76		76	
			B-737-200C	301		301	
			DC-9-10	6		6	
			DC-9-30	373	4	377	
			DC-9-80	1031	12	1043	
			A-300-X4	973	5	978	
			B-727-100	319		319	
			B-727-200	4173	44	4217	
			DC-10-30	104		104	
			ALL TYPES	9256	187	9443	9368
	CR—CONNER AIR LINES	TOTAL	* DC-6	110		110	
			ALL TYPES	110		110	116
	DL—DELTA AIR LINES	TOTAL	B-737-100/200	14	1	15	
			B-757-200	5169	16	5185	
			B-767-200	1421		1421	
			B-767-300	2321		2321	
			DC-9-30	2		2	
			DC-9-80	50	3	53	
			B-727-200	10820	3	10823	
			L-1011/100/20	1366		1366	
			ALL TYPES	21163	23	21186	21309
	EA—EASTERN AIR LINES	TOTAL	B-757-200	4996	11	5007	
			DC-9-30	1312		1312	
			DC-9-50	553		559	

NOTE * = All Cargo Services

TABLE 7—Continued
Aircraft Departures Scheduled and Aircraft Departures Performed, By Community, By Air Carrier, And By Aircraft Type
12 Months Ended December 31, 1990

STATE OR U.S. AREA / COMMUNITY (AIRPORT NAME)	CARRIER	OPERATION	TYPE OF AIRCRAFT	TOTAL DEPARTURES PERFORMED			DEPARTURES SCHEDULED
				SCHEDULED SERVICE	NON SCHEDULED SERVICE	ALL SERVICE	
FLORIDA—Continued							
MIAMI/FT. LAUDERDALE—Continued							
(FT. LAUDERDALE-HOLLYWOOD INTL)—Continued							
COMMUNITY TOTAL BY CARRIER—Continued							
			A-300-X4	2692	6	2698	
			B-727-200	8426	214	8640	
			DC-10-30	198	19	217	
			L-1011/100/20	2189	101	2290	
			ALL TYPES	20372	351	20723	20522
	FF—TOWER AIR	TOTAL	B-747	83	37	120	
			ALL TYPES	83	37	120	83
	FM—FEDERAL EXPRESS	TOTAL	* BEECH 18	2		2	
			* C-208	1160		1160	
			* B-727-100	322		322	
			* B-727-200	210		210	
			* DC-10-10	400		400	
			* DC-10-30	566		566	
			* DC-8-73F	3		3	
			ALL TYPES	2663		2663	2663
	JH—AMERIJET INTERNATIONAL	TOTAL	* B-727-100	219	243	462	
			ALL TYPES	219	243	462	180
	JW—ARROW AIR	TOTAL	* DC-8-63F	203	252	455	
			* DC-8-62	357	484	841	
			ALL TYPES	560	736	1296	559
	KW—PACIFIC INTERSTATE	TOTAL	B-737-100/200	246	28	274	
			B-727-100	62	179	241	
			B-727-200	206	110	316	
			ALL TYPES	514	317	831	513
	ML—MIDWAY AIRLINES	TOTAL	B-737-100/200	3402		3402	
			DC-9-15F	147		147	
			DC-9-30	1467		1467	
			DC-9-80	9		9	
			ALL TYPES	5025		5025	5094
	NW—NORTHWEST AIRLINES	TOTAL	B-757-200	60		60	
			DC-9-10	380		380	
			DC-9-30	2728		2728	
			DC-9-40	45		45	
			DC-9-50	740		740	
			DC-9-80	51		51	
			B-727-100	80		80	
			B-727-200	1928	1	1929	
			DC-10-40	101		101	
			B-747	2		2	
			ALL TYPES	6115	1	6116	6187
	PA—PAN AMERICAN	TOTAL	JETSTREAM 31	2		2	
			A-300-X4	3434	6	3440	
			A-310-200	132		132	
			A-310-300	263		263	
			B-727-200	16929	19	16948	
			B-747	1502	16	1518	
			B-747-200	163	1	164	
			ALL TYPES	22425	42	22467	22151
	TW—TRANS WORLD AIR	TOTAL	DC-9-30	105	1	106	
			DC-9-40	17		17	
			DC-9-80	1773	2	1775	
			B-727-100	47	1	48	
			B-727-200	4002	18	4020	
			L-1011/100/20	393		393	
			ALL TYPES	6337	22	6359	6425

NOTE * = All Cargo Services

TABLE 7—Continued
Aircraft Departures Scheduled and Aircraft Departures Performed, By Community, By Air Carrier, And By Aircraft Type
12 Months Ended December 31, 1990

STATE OR U.S. AREA COMMUNITY (AIRPORT NAME)	CARRIER	OPERATION	TYPE OF AIRCRAFT	TOTAL DEPARTURES PERFORMED			DEPARTURES SCHEDULED
				SCHEDULED SERVICE	NON SCHEDULED SERVICE	ALL SERVICE	
FLORIDA—Continued							
MIAMI/FT. LAUDERDALE—Continued							
(FT. LAUDERDALE-HOLLYWOOD INTL)—Continued							
COMMUNITY TOTAL BY CARRIER—Continued							
	UA—UNITED AIR LINES	TOTAL	B-737-300	968		968	
			B-737-100/200	1503		1503	
			B-757-200	152	1	153	
			B-767-200	11		11	
			B-727-100	30		30	
			B-727-200	1315		1315	
			DC-10-10	207		207	
			DC-10-30	1		1	
			DC-8-71	332	1	333	
			ALL TYPES	4519	2	4521	4562
	US—U S AIR	TOTAL	F-28-4000/600	8622		8622	
			FOKKER 100	84		84	
			B-737-400	2071		2071	
			B-737-300	3342		3342	
			B-737-100/200	7496	2	7498	
			B-767-200	57		57	
			DC-9-30	177	11	188	
			DC-9-80	3198		3198	
			B-727-200	2652	5	2657	
			ALL TYPES	27699	18	27717	28035
	VK—ZANTOP INTL AIRLINES	TOTAL	* CV-640		1	1	
			* L-188A/C		1	1	
			ALL TYPES		2	2	2
	WE—CHALLENGE AIR CARGO	TOTAL	* B-757-200	570	1	571	
			* B-707-300C	261	41	302	
			* DC-8-63F	419	13	432	
			ALL TYPES	1250	55	1305	1250
	YX—MIDWEST EXPRESS	TOTAL	DC-9-10	2		2	
			DC-9-30	37		37	
			ALL TYPES	39		39	39
COMMUNITY TOTAL		TOTAL	A-310-300	1760		1760	
			B-727-200	64990	414	65404	
			DC-10-10	1416		1416	
			B-757-200	11480	30	11510	
			B-767-200	2609		2609	
			A-300-600	2098		2098	
			B-727-100	1432	180	1612	
			B-767-300	2324		2324	
			DC-9-80	6129	17	6146	
			DC-10-30	436	19	455	
			* DC-6A	120	322	442	
			B-737-300	6210	122	6332	
			A-300-X4	7099	17	7116	
			B-737-100/200	12737	31	12768	
			B-737-200C	301		301	
			DC-9-10	388		388	
			DC-9-30	6201	16	6217	
			* DC-8	110		110	
			L-1011/100/20	3948	101	4049	
			DC-9-50	1299		1299	
			B-747	1587	53	1640	
			* B-727-100	541	243	784	
			* B-727-200	210		210	
			* DC-10-10	400		400	
			* DC-10-30	566		566	
			* DC-8-73F	3		3	

NOTE * = All Cargo Services

TABLE 7—Continued
Aircraft Departures Scheduled and Aircraft Departures Performed, By Community, By Air Carrier, And By Aircraft Type
12 Months Ended December 31, 1990

STATE OR U.S. AREA COMMUNITY (AIRPORT NAME)	CARRIER	OPERATION	TYPE OF AIRCRAFT	TOTAL DEPARTURES PERFORMED			DEPARTURES SCHEDULED
				SCHEDULED SERVICE	NON SCHEDULED SERVICE	ALL SERVICE	
FLORIDA—Continued							
MIAMI/FT. LAUDERDALE—Continued							
(FT. LAUDERDALE-HOLLYWOOD INTL)—Continued							
COMMUNITY TOTAL—Continued							
			* DC-8-63F	622	265	887	
			* DC-8-62	357	484	841	
			DC-9-15F	147		147	
			DC-9-40	62		62	
			DC-10-40	101		101	
			A-310-200	132		132	
			B-747-200	163	1	164	
			JETSTREAM 31	2		2	
			DC-8-71	332	1	333	
			F-28-4000/600	8622		8622	
			FOKKER 100	84		84	
			B-737-400	2071		2071	
			* CV-640		1	1	
			* L-188A/C		1	1	
			* B-757-200	570	1	571	
			* B-707-300C	261	41	302	
			* BEECH 18	2		2	
			* C-208	1160		1160	
			ALL TYPES	151082	2360	153442	152166
ORLANDO							
(ORLANDO INTERNATIONAL)	AA—AMERICAN AIRLINES	TOTAL	DC-9-80	3028		3028	
			A-310-300	1		1	
			B-727-100	86		86	
			B-727-200	2029		2029	
			DC-10-10	725		725	
			A-300-600	1		1	
			DC-10-30	2		2	
			B-757-200	127	2	129	
			B-767-300	1		1	
			ALL TYPES	6000	2	6002	6062
	CO—CONTINENTAL	TOTAL	B-737-300	1521	55	1576	
			B-737-100/200	121		121	
			B-737-200C	225		225	
			DC-9-10	1		1	
			DC-9-30	99	31	130	
			DC-9-80	1070	22	1092	
			A-300-X4	955	1	956	
			B-727-100	206	1	207	
			B-727-200	1430	36	1466	
			DC-10-10	1		1	
			ALL TYPES	5629	146	5775	5671
	DL—DELTA AIR LINES	TOTAL	L-1011/100/20	1659	1	1660	
			L-1011-500	306		306	
			B-727-200	10596	5	10601	
			B-757-200	5154	1	5155	
			B-737-100/200	1080	1	1081	
			B-767-200	1610	1	1611	
			B-767-300	2113	1	2114	
			DC-9-80	3027		3027	
			DC-9-30	2		2	
			ALL TYPES	25547	10	25557	25730
	EA—EASTERN AIR LINES	TOTAL	B-757-200	1915	1	1916	
			DC-9-30	237	1	238	
			DC-9-50	40	7	47	
			A-300-X4	928	4	932	
			B-727-200	2478		2478	
			L-1011/100/20	373	5	378	

NOTE * = All Cargo Services

TABLE 7—Continued
Aircraft Departures Scheduled and Aircraft Departures Performed, By Community, By Air Carrier, And By Aircraft Type
12 Months Ended December 31, 1990

STATE OR U.S. AREA COMMUNITY (AIRPORT NAME)	CARRIER	OPERATION	TYPE OF AIRCRAFT	TOTAL DEPARTURES PERFORMED			DEPARTURES SCHEDULED
				SCHEDULED SERVICE	NON SCHEDULED SERVICE	ALL SERVICE	
FLORIDA—Continued							
ORLANDO—Continued							
(ORLANDO INTERNATIONAL)—Continued							
			ALL TYPES	5971	18	5989	8002
	FF—TOWER AIR	TOTAL	B-747	1	4	5	
			ALL TYPES	1	4	5	1
	FM—FEDERAL EXPRESS	TOTAL	* BEECH 18	201		201	
			* C-208	683		683	
			* B-727-100	181		181	
			* B-727-200	342		342	
			* B-747-200		1	1	
			* DC-8-73F	2		2	
			* DC-10-10		5	5	
			ALL TYPES	1409	6	1415	1409
	JH—AMERIJET INTERNATIONAL	TOTAL	* B-727-100		3	3	
			ALL TYPES		3	3	3
	JW—ARROW AIR	TOTAL	* DC-8-62		1	1	
			ALL TYPES		1	1	
	KW—PACIFIC INTERSTATE	TOTAL	B-737-100/200	1	39	40	
			B-727-100		9	9	
			ALL TYPES	1	48	49	
	ML—MIDWAY AIRLINES	TOTAL	B-737-100/200	741		741	
			DC-9-30	1107	18	1125	
			DC-9-80	836		836	
			DC-9-15F	35		35	
			ALL TYPES	2719	18	2737	2736
	NW—NORTHWEST AIRLINES	TOTAL	B-757-200	838		838	
			DC-9-30	882		882	
			DC-9-40	8		8	
			DC-9-50	608		608	
			B-727-100	11		11	
			B-727-200	2619		2619	
			DC-10-40	281		281	
			B-747	5		5	
			DC-9-10	3		3	
			DC-9-80	109		109	
			ALL TYPES	5364		5364	5422
	PA—PAN AMERICAN	TOTAL	A-300-X4	346		346	
			A-310-300	10		10	
			B-727-200	2119	3	2122	
			A-310-200	2		2	
			B-747	6		6	
			ALL TYPES	2483	3	2486	2411
	TB—TRUMP SHUTTLE	TOTAL	B-727-100	101		101	
			B-727-200	90	78	168	
			ALL TYPES	191	78	269	177
	TW—TRANS WORLD AIR	TOTAL	DC-9-30	8	3	11	
			DC-9-80	1592	6	1598	
			B-727-100	13	2	15	
			B-727-200	2249	6	2255	
			L-1011/100/20	3	2	5	
			B-747		23	23	
			DC-9-40	2		2	
			ALL TYPES	3867	42	3909	3897
	TZ—AMERICAN TRANS AIR	TOTAL	B-757-200	69	30	99	
			B-727-100	68	127	195	
			L-1011/100/20		48	48	
			ALL TYPES	137	205	342	108
	UA—UNITED AIR LINES	TOTAL	B-737-300	2115		2115	
			B-737-100/200	123		123	
			B-767-200	120		120	

NOTE * = All Cargo Services

TABLE 7—Continued
Aircraft Departures Scheduled and Aircraft Departures Performed, By Community, By Air Carrier, And By Aircraft Type
12 Months Ended December 31, 1990

STATE OR U.S. AREA / COMMUNITY (AIRPORT NAME)	CARRIER	OPERATION	TYPE OF AIRCRAFT	TOTAL DEPARTURES PERFORMED			DEPARTURES SCHEDULED
				SCHEDULED SERVICE	NON SCHEDULED SERVICE	ALL SERVICE	
FLORIDA—Continued							
ORLANDO—Continued							
(ORLANDO INTERNATIONAL)—Continued							
			B-727-200	1541		1541	
			DC-10-10	344		344	
			DC-10-30	4		4	
			DC-8-71	411		411	
			B-757-200	342		342	
			B-727-100	457		457	
			ALL TYPES	5457		5457	5518
	US—U.S. AIR	TOTAL	F-28-4000/600	3910		3910	
			FOKKER 100	65	19	84	
			B-737-400	1318	16	1334	
			B-737-300	3781	59	3840	
			B-737-100/200	5165	105	5270	
			B-767-200	293		293	
			DC-9-30	298	324	622	
			DC-9-80	2541	11	2552	
			B-727-200	1658	1	1659	
			ALL TYPES	19029	535	19564	19181
COMMUNITY TOTAL		TOTAL	DC-9-80	12203	39	12242	
			A-310-300	11		11	
			B-727-100	942	139	1081	
			B-727-200	26809	129	26938	
			DC-10-10	1070		1070	
			A-300-600	1		1	
			DC-10-30	6		6	
			B-757-200	8445	34	8479	
			B-767-300	2114	1	2115	
			B-737-300	7417	114	7531	
			B-737-100/200	7231	145	7376	
			B-737-200C	225		225	
			DC-9-10	4		4	
			DC-9-30	2633	377	3010	
			A-300-X4	2229	5	2234	
			L-1011/100/20	2035	56	2091	
			L-1011-500	306		306	
			B-767-200	2023	1	2024	
			DC-9-50	648	7	655	
			B-747	12	27	39	
			* BEECH 18	201		201	
			* C-208	683		683	
			* B-727-100	181	3	184	
			* B-727-200	342		342	
			* B-747-200		1	1	
			* DC-8-73F	2		2	
			* DC-10-10		5	5	
			* DC-8-62		1	1	
			DC-9-15F	35		35	
			DC-9-40	10		10	
			DC-10-40	281		281	
			A-310-200	2		2	
			DC-8-71	411		411	
			F-28-4000/600	3910		3910	
			FOKKER 100	65	19	84	
			B-737-400	1318	16	1334	
			ALL TYPES	83805	1119	84924	84328
PANAMA CITY							
(PANAMA CITY-BAY COUNTY)	FM—FEDERAL EXPRESS	TOTAL	* BEECH 18	1		1	
			* C-208	4		4	
			ALL TYPES	5		5	5

NOTE * = All Cargo Services

TABLE 7—Continued
Aircraft Departures Scheduled and Aircraft Departures Performed, By Community, By Air Carrier, And By Aircraft Type
12 Months Ended December 31, 1990

STATE OR U.S. AREA / COMMUNITY (AIRPORT NAME)	CARRIER	OPERATION	TYPE OF AIRCRAFT	TOTAL DEPARTURES PERFORMED			DEPARTURES SCHEDULED
				SCHEDULED SERVICE	NON SCHEDULED SERVICE	ALL SERVICE	
FLORIDA—Continued							
PENSACOLA							
(PENSACOLA REGIONAL)	CO—CONTINENTAL	TOTAL	DC-9-10	235		235	
			DC-9-30	568		568	
			B-727-200	62		62	
			B-737-300	3		3	
			DC-9-80	3		3	
			B-727-100	9		9	
			ALL TYPES	880		880	892
	DL—DELTA AIR LINES	TOTAL	DC-9-30	276		276	
			DC-9-80	1941		1941	
			B-727-200	380		380	
			B-737-100/200	535		535	
			ALL TYPES	3132		3132	3178
	EA—EASTERN AIR LINES	TOTAL	DC-9-30	1482		1482	
			DC-9-50	485		485	
			B-727-200	4		4	
			ALL TYPES	1971		1971	2016
	FM—FEDERAL EXPRESS	TOTAL	* C-208	1		1	
			* BEECH 18	1		1	
			ALL TYPES	2		2	2
	US—U S. AIR	TOTAL	F-28-4000/600	2694		2694	
			B-737-100/200	82		82	
			B-727-200	1		1	
			FOKKER 100	2		2	
			B-737-400	1		1	
			ALL TYPES	2780		2780	2840
COMMUNITY TOTAL		TOTAL	DC-9-10	235		235	
			DC-9-30	2326		2326	
			B-727-200	447		447	
			B-737-300	3		3	
			DC-9-80	1944		1944	
			B-727-100	9		9	
			B-737-100/200	617		617	
			DC-9-50	485		485	
			* C-208	1		1	
			* BEECH 18	1		1	
			F-28-4000/600	2694		2694	
			FOKKER 100	2		2	
			B-737-400	1		1	
			ALL TYPES	8765		8765	8930
SARASOTA/BRADENTON							
(SARASOTA-BRADENTON)	AA—AMERICAN AIRLINES	TOTAL	DC-9-80	57		57	
			B-727-100	473		473	
			B-727-200	1388		1388	
			ALL TYPES	1918		1918	1948
	CO—CONTINENTAL	TOTAL	B-737-300	319		319	
			B-737-100/200	176		176	
			B-737-200C	403		403	
			DC-9-10	78		78	
			DC-9-30	342	1	343	
			DC-9-80	757		757	
			B-727-100	98		98	
			B-727-200	357	6	363	
			ALL TYPES	2530	7	2537	2563
	DL—DELTA AIR LINES	TOTAL	B-737-100/200	29		29	
			B-757-200	4		4	
			DC-9-30	352		352	
			DC-9-80	1033	1	1034	
			B-727-200	1673		1673	
			ALL TYPES	3091	1	3092	3134
	EA—EASTERN AIR LINES	TOTAL	B-757-200	10		10	
			DC-9-30	262		262	

NOTE * = Air Cargo Services

TABLE 7—Continued
Aircraft Departures Scheduled and Aircraft Departures Performed, By Community, By Air Carrier, And By Aircraft Type
12 Months Ended December 31, 1990

STATE OR U.S. AREA COMMUNITY (AIRPORT NAME)	CARRIER	OPERATION	TYPE OF AIRCRAFT	TOTAL DEPARTURES PERFORMED			DEPARTURES SCHEDULED
				SCHEDULED SERVICE	NON SCHEDULED SERVICE	ALL SERVICE	
FLORIDA—Continued							
SARASOTA/BRADENTON—Continued							
(SARASOTA-BRADENTON)—Continued							
			DC-9-50	634		634	
			B-727-200	1510		1510	
			ALL TYPES	2416		2416	2453
	ML—MIDWAY AIRLINES	TOTAL	B-737-100/200	372		372	
			DC-9-15F	67		67	
			DC-9-30	466	1	467	
			DC-9-80	43	1	44	
			ALL TYPES	948	2	950	962
	NW—NORTHWEST AIRLINES	TOTAL	DC-9-10	1		1	
			DC-9-30	550		550	
			DC-9-40	5		5	
			DC-9-80	96		96	
			B-727-100	14		14	
			B-727-200	231		231	
			DC-9-50	72		72	
			ALL TYPES	969		969	983
	TW—TRANS WORLD AIR	TOTAL	DC-9-30	6		6	
			DC-9-40	3		3	
			DC-9-80	377		377	
			B-727-100	18	2	20	
			B-727-200	1257	2	1259	
			ALL TYPES	1661	4	1665	1703
	UA—UNITED AIR LINES	TOTAL	B-737-300	269		269	
			B-737-100/200	156		156	
			B-727-200	141		141	
			B-727-100	159		159	
			ALL TYPES	725		725	741
	US—U.S AIR	TOTAL	B-737-400	333		333	
			B-737-300	228		228	
			B-737-100/200	570		570	
			DC-9-30	4		4	
			DC-9-80	204		204	
			B-727-200	35		35	
			FOKKER 100	119		119	
			ALL TYPES	1493		1493	1503
COMMUNITY TOTAL		TOTAL	DC-9-80	2567	2	2569	
			B-727-100	762	2	764	
			B-727-200	6592	8	6600	
			B-737-300	816		816	
			B-737-100/200	1303		1303	
			B-737-200C	403		403	
			DC-9-10	79		79	
			DC-9-30	1982	2	1984	
			B-757-200	14		14	
			DC-9-50	706		706	
			DC-9-15F	67		67	
			DC-9-40	8		8	
			B-737-400	333		333	
			FOKKER 100	119		119	
			ALL TYPES	15751	14	15765	15990
TALLAHASSEE							
(TALLAHASSEE MUNI)	DL—DELTA AIR LINES	TOTAL	B-737-100/200	8		8	
			B-757-200		3	3	
			DC-9-30	1367	2	1369	
			DC-9-80	14	2	16	
			B-727-200	3	8	11	
			ALL TYPES	1392	15	1407	1398
	EA—EASTERN AIR LINES	TOTAL	B-757-200	2	1	3	

NOTE. * = All Cargo Services

TABLE 7—Continued
Aircraft Departures Scheduled and Aircraft Departures Performed, By Community, By Air Carrier, And By Aircraft Type
12 Months Ended December 31, 1990

STATE OR U.S. AREA COMMUNITY (AIRPORT NAME)	CARRIER	OPERATION	TYPE OF AIRCRAFT	TOTAL DEPARTURES PERFORMED			DEPARTURES SCHEDULED
				SCHEDULED SERVICE	NON SCHEDULED SERVICE	ALL SERVICE	
FLORIDA—Continued							
TALLAHASSEE—Continued							
(TALLAHASSEE MUNI)—Continued							
			DC-9-30	951		951	
			DC-9-50	499		499	
			B-727-200	56	4	60	
			ALL TYPES	1506	5	1513	1534
	FM—FEDERAL EXPRESS	TOTAL	* C-208	148		148	
			* B-727-100	235		235	
			* B-727-200	37		37	
			ALL TYPES	420		420	420
	TW—TRANS WORLD AIR	TOTAL	B-727-200	1		1	
			ALL TYPES	1		1	
	US—U.S. AIR	TOTAL	F-28-4000/600	4826		4826	
			B-737-400	3		3	
			B-737-300	395	1	396	
			B-737-100/200	591		591	
			B-727-200	3		3	
			FOKKER 100	1		1	
			DC-9-80	32		32	
			ALL TYPES	5851	1	5852	5954
COMMUNITY TOTAL		TOTAL	B-737-100/200	599		599	
			B-757-200	2	4	6	
			DC-9-30	2318	2	2320	
			DC-9-80	48	2	48	
			B-727-200	63	12	75	
			DC-9-50	499		499	
			* C-208	148		148	
			* B-727-100	235		235	
			* B-727-200	37		37	
			F-28-4000/600	4826		4826	
			B-737-400	3		3	
			B-737-300	395	1	396	
			FOKKER 100	1		1	
			ALL TYPES	9172	21	9193	9306
TAMPA&ST.PTSBG/CLWTR&LKLND							
(TAMPA INTERNATIONAL)	AA—AMERICAN AIRLINES	TOTAL	DC-9-80	262		262	
			B-727-100	313		313	
			B-727-200	4492	1	4493	
			DC-10-10	3		3	
			B-757-200	2		2	
			ALL TYPES	5072	1	5073	5139
	CO—CONTINENTAL	TOTAL	B-737-300	1775	24	1799	
			B-737-100/200	214		214	
			B-737-200C	286		286	
			DC-9-10	17		17	
			DC-9-30	538	1	539	
			DC-9-80	597	13	610	
			B-727-100	263		263	
			B-727-200	1603	42	1645	
			A-300-X4	55	7	62	
			ALL TYPES	5348	87	5435	5402
	DL—DELTA AIR LINES	TOTAL	B-737-100/200	15	1	16	
			B-757-200	2854		2854	
			B-767-200	613		613	
			B-767-300	533		533	
			DC-9-30	2		2	
			DC-9-80	1339		1339	
			B-727-200	4677	3	4680	
			L-1011/100/20	192		192	
			ALL TYPES	10225	4	10229	10275
	EA—EASTERN AIR LINES	TOTAL	B-757-200	1165		1165	
			DC-9-30	1570		1570	

NOTE * = Air Cargo Services

TABLE 7—Continued
Aircraft Departures Scheduled and Aircraft Departures Performed, By Community, By Air Carrier, And By Aircraft Type
12 Months Ended December 31, 1990

STATE OR U.S. AREA COMMUNITY (AIRPORT NAME)	CARRIER	OPERATION	TYPE OF AIRCRAFT	TOTAL DEPARTURES PERFORMED			DEPARTURES SCHEDULED
				SCHEDULED SERVICE	NON SCHEDULED SERVICE	ALL SERVICE	
FLORIDA—Continued							
TAMPA,ST.PTSBG/CLWTR&LKLND—Continued							
(TAMPA INTERNATIONAL)—Continued							
			DC-9-50	558		558	
			A-300-X4	7		7	
			B-727-200	2489		2489	
			L-1011/100/20	6		6	
			ALL TYPES	5795		5795	5854
	FM—FEDERAL EXPRESS	TOTAL	* BEECH 18	7		7	
			* C-208	135		135	
			* B-727-100	487		487	
			* B-727-200	102		102	
			ALL TYPES	731		731	731
	ML—MIDWAY AIRLINES	TOTAL	B-737-100/200	349		349	
			DC-9-30	1112		1112	
			DC-9-80	864		864	
			DC-9-15F	49		49	
			ALL TYPES	2374		2374	2397
	NW—NORTHWEST AIRLINES	TOTAL	B-757-200	389		389	
			DC-9-10	3		3	
			DC-9-30	963		963	
			DC-9-40	10		10	
			DC-9-50	378		378	
			DC-9-80	130		130	
			B-727-100	122		122	
			B-727-200	2804	3	2807	
			DC-10-40	60		60	
			ALL TYPES	4859	3	4862	4910
	PA—PAN AMERICAN	TOTAL	B-727-200	1989		1989	
			A-300-X4	192		192	
			A-310-300	14		14	
			B-747	1		1	
			A-310-200	1		1	
			ALL TYPES	2197		2197	2147
	TW—TRANS WORLD AIR	TOTAL	DC-9-30	27		27	
			DC-9-40	3	1	4	
			DC-9-80	1369		1369	
			B-727-100	22	1	23	
			B-727-200	2496	5	2501	
			B-747		1	1	
			ALL TYPES	3917	8	3925	3960
	TZ—AMERICAN TRANS AIR	TOTAL	B-757-200	1		1	
			B-727-100		3	3	
			L-1011/100/20		1	1	
			ALL TYPES	1	4	5	
	UA—UNITED AIR LINES	TOTAL	B-737-300	536		536	
			B-737-100/200	819		819	
			B-757-200	76		76	
			B-767-200	2	1	3	
			B-727-100	261		261	
			B-727-200	1242		1242	
			DC-10-10	142		142	
			DC-10-30	5		5	
			DC-8-71		1	1	
			ALL TYPES	3083	2	3085	3120
	US—U.S AIR	TOTAL	F-28-4000/600	4413		4413	
			FOKKER 100	94	8	102	
			B-737-400	1210		1210	
			B-737-300	3729	2	3731	
			B-737-100/200	7000	10	7010	
			DC-9-30	88	47	135	

NOTE * = All Cargo Services

TABLE 7—Continued
Aircraft Departures Scheduled and Aircraft Departures Performed, By Community, By Air Carrier, And By Aircraft Type
12 Months Ended December 31, 1990

STATE OR U.S. AREA COMMUNITY (AIRPORT NAME)	CARRIER	OPERATION	TYPE OF AIRCRAFT	TOTAL DEPARTURES PERFORMED			DEPARTURES SCHEDULED
				SCHEDULED SERVICE	NON SCHEDULED SERVICE	ALL SERVICE	
FLORIDA—Continued							
TAMPA&ST.PTSBG/CLWTR&LKLND—Continued							
(TAMPA INTERNATIONAL)—Continued							
			DC-9-80	1986	1	1987	
			B-727-200	2059		2059	
			ALL TYPES	20579	68	20647	20762
	YX—MIDWEST EXPRESS	TOTAL	DC-9-10	2		2	
			DC-9-30	36		36	
			ALL TYPES	38		38	38
AIRPORT TOTAL		TOTAL	DC-9-80	6547	14	6561	
			B-727-100	981	4	985	
			B-727-200	23851	54	23905	
			DC-10-10	145		145	
			B-757-200	4487		4487	
			B-757-300	6040	26	6066	
			B-737-100/200	8397	11	8408	
			B-737-200C	286		286	
			DC-9-10	22		22	
			DC-9-30	4336	48	4384	
			A-300-X4	254	7	261	
			B-767-200	615	1	616	
			B-767-300	533		533	
			L-1011/100/20	198	1	199	
			DC-9-50	936		936	
			* BEECH 18	7		7	
			* C-208	135		135	
			* B-727-100	487		487	
			* B-727-200	102		102	
			DC-9-15F	49		49	
			DC-9-40	13	1	14	
			DC-10-40	60		60	
			A-310-300	14		14	
			B-747	1	1	2	
			A-310-200	1		1	
			DC-10-30	5		5	
			DC-8-71		1	1	
			F-28-4000/600	4413		4413	
			FOKKER 100	94	8	102	
			B-737-400	1210		1210	
			ALL TYPES	64219	177	64396	64735
(ST PETERSBURG/CLWTR INTL)	KW—PACIFIC INTERSTATE	TOTAL	B-727-100		1	1	
			B-727-200		1	1	
			ALL TYPES		2	2	
(MACDILL AFB)	VK—ZANTOP INTL AIRLINES	TOTAL	* L-188A/C		268	268	
			ALL TYPES		268	268	268
COMMUNITY TOTAL BY CARRIER	AA—AMERICAN AIRLINES	TOTAL	B-757-200	2		2	
			DC-9-80	262		262	
			B-727-100	313		313	
			B-727-200	4492	1	4493	
			DC-10-10	3		3	
			ALL TYPES	5072	1	5073	5139
	CO—CONTINENTAL	TOTAL	B 737-300	1775	24	1799	
			B-737-100/200	214		214	
			B-737-200C	286		286	
			DC-9-10	17		17	
			DC-9-30	538	1	539	
			DC-9-80	597	13	610	
			A-300-X4	55	7	62	
			B-727-100	263		263	
			B-727-200	1603	42	1645	
			ALL TYPES	5348	87	5435	5402

NOTE * All Cargo Services

TABLE 7—Continued
Aircraft Departures Scheduled and Aircraft Departures Performed, By Community, By Air Carrier, And By Aircraft Type
12 Months Ended December 31, 1990

STATE OR U.S. AREA / COMMUNITY (AIRPORT NAME)	CARRIER	OPERATION	TYPE OF AIRCRAFT	TOTAL DEPARTURES PERFORMED			DEPARTURES SCHEDULED
				SCHEDULED SERVICE	NON SCHEDULED SERVICE	ALL SERVICE	
FLORIDA—Continued							
TAMPA&ST.PTSBG/CLWTR&LKLND—Continued							
(MACDILL AFB)—Continued							
COMMUNITY TOTAL BY CARRIER—Continued							
	DL—DELTA AIR LINES	TOTAL	B-737-100/200	15	1	16	
			B-757-200	2854		2854	
			B-767-200	613		613	
			B-767-300	533		533	
			DC-9-30	2		2	
			DC-9-80	1339		1339	
			B-727-200	4677	3	4680	
			L-1011/100/20	192		192	
			ALL TYPES	10225	4	10229	10275
	EA—EASTERN AIR LINES	TOTAL	B-757-200	1165		1165	
			DC-9-30	1570		1570	
			DC-9-50	558		558	
			A-300-X4	7		7	
			B-727-200	2489		2489	
			L-1011/100/20	6		6	
			ALL TYPES	5795		5795	5854
	FM—FEDERAL EXPRESS	TOTAL	* BEECH 18	7		7	
			* C-208	135		135	
			* B-727-100	487		487	
			* B-727-200	102		102	
			ALL TYPES	731		731	731
	KW—PACIFIC INTERSTATE	TOTAL	B-727-100		1	1	
			B-727-200		1	1	
			ALL TYPES		2	2	
	ML—MIDWAY AIRLINES	TOTAL	B-737-100/200	349		349	
			DC-9-15F	49		49	
			DC-9-30	1112		1112	
			DC-9-80	864		864	
			ALL TYPES	2374		2374	2397
	NW—NORTHWEST AIRLINES	TOTAL	B-757-200	389		389	
			DC-9-10	3		3	
			DC-9-30	963		963	
			DC-9-40	10		10	
			DC-9-50	378		378	
			DC-9-80	130		130	
			B-727-100	122		122	
			B-727-200	2804	3	2807	
			DC-10-40	60		60	
			ALL TYPES	4859	3	4862	4910
	PA—PAN AMERICAN	TOTAL	A-300-X4	192		192	
			A-310-200	1		1	
			A-310-300	14		14	
			B-727-200	1989		1989	
			B-747	1		1	
			ALL TYPES	2197		2197	2147
	TW—TRANS WORLD AIR	TOTAL	DC-9-30	27		27	
			DC-9-40	3	1	4	
			DC-9-80	1369		1369	
			B-727-100	22	1	23	
			B-727-200	2496	5	2501	
			B-747		1	1	
			ALL TYPES	3917	8	3925	3960
	TZ—AMERICAN TRANS AIR	TOTAL	B-757-200	1		1	
			B-727-100		3	3	
			L-1011/100/20		1	1	
			ALL TYPES	1	4	5	
	UA—UNITED AIR LINES	TOTAL	B-737-300	536		536	

NOTE * = All Cargo Services

TABLE 7—Continued
Aircraft Departures Scheduled and Aircraft Departures Performed, By Community, By Air Carrier, And By Aircraft Type
12 Months Ended December 31, 1990

STATE OR U.S. AREA COMMUNITY (AIRPORT NAME)	CARRIER	OPERATION	TYPE OF AIRCRAFT	TOTAL DEPARTURES PERFORMED			DEPARTURES SCHEDULED
				SCHEDULED SERVICE	NON SCHEDULED SERVICE	ALL SERVICE	
FLORIDA—Continued							
TAMPA&ST.PTSBG/CLWTR&LKLND—Continued							
(MACDILL AFB)—Continued							
COMMUNITY TOTAL BY CARRIER—Continued							
			B-737-100/200	819		819	
			B-757-200	76		76	
			B-767-200	2	1	3	
			B-727-100	261		261	
			B-727-200	1242		1242	
			DC-10-10	142		142	
			DC-10-30	5		5	
			DC-8-71		1	1	
			ALL TYPES	3083	2	3085	3120
	US—U.S. AIR	TOTAL	F-28-4000/600	4413		4413	
			FOKKER 100	94	8	102	
			B-737-400	1210		1210	
			B-737-300	3729	2	3731	
			B-737-100/200	7000	10	7010	
			DC-9-30	88	47	135	
			DC-9-80	1986	1	1987	
			B-727-200	2059		2059	
			ALL TYPES	20579	68	20647	20762
	VK—ZANTOP INTL AIRLINES	TOTAL	* L-188A/C		268	268	
			ALL TYPES		268	268	268
	YX—MIDWEST EXPRESS	TOTAL	DC-9-10	2		2	
			DC-9-30	36		36	
			ALL TYPES	38		38	38
COMMUNITY TOTAL		TOTAL	DC-9-80	6547	14	6561	
			B-727-100	981	5	986	
			B-727-200	23851	55	23906	
			DC-10-10	145		145	
			B-757-200	4487		4487	
			B-737-300	6040	26	6066	
			B-737-100/200	8397	11	8408	
			B-737-200C	286		286	
			DC-9-10	22		22	
			DC-9-30	4336	48	4384	
			A-300-X4	254	7	261	
			B-767-200	615	1	616	
			B-767-300	533		533	
			L-1011/100/20	198	1	199	
			DC-9-50	936		936	
			* BEECH 18	7		7	
			* C-208	135		135	
			* B-727-100	487		487	
			* B-727-200	102		102	
			DC-9-15F	49		49	
			DC-9-40	13	1	14	
			DC-10-40	60		60	
			A-310-300	14		14	
			B-747	1	1	2	
			A-310-200	1		1	
			DC-10-30	5		5	
			DC-8-71		1	1	
			F-28-4000/600	4413		4413	
			FOKKER 100	94	8	102	
			B-737-400	1210		1210	
			* L-188A/C		268	268	
			ALL TYPES	64219	447	64666	65003
VALPARAISO							
(EGLIN AFB)	AA—AMERICAN AIRLINES	TOTAL	B-727-100	1		1	

NOTE. * = All Cargo Services

TABLE 7—Continued
Aircraft Departures Scheduled and Aircraft Departures Performed, By Community, By Air Carrier, And By Aircraft Type
12 Months Ended December 31, 1990

STATE OR U.S. AREA COMMUNITY (AIRPORT NAME)	CARRIER	OPERATION	TYPE OF AIRCRAFT	TOTAL DEPARTURES PERFORMED			DEPARTURES SCHEDULED
				SCHEDULED SERVICE	NON SCHEDULED SERVICE	ALL SERVICE	
FLORIDA—Continued							
VALPARAISO—Continued							
(EGLIN AFB)—Continued							
			ALL TYPES	1		1	1
	NW—NORTHWEST AIRLINES	TOTAL	DC-9-10	328		328	
			DC-9-30	450		450	
			DC-9-50	307		307	
			DC-9-40	1		1	
			ALL TYPES	1086		1086	1092
	VK—ZANTOP INTL AIRLINES	TOTAL	* L-188A/C		300	300	
			ALL TYPES		300	300	300
COMMUNITY TOTAL		TOTAL	B-727-100	1		1	
			DC-9-10	328		328	
			DC-9-30	450		450	
			DC-9-50	307		307	
			DC-9-40	1		1	
			* L-188A/C		300	300	
			ALL TYPES	1087	300	1387	1393
WEST PALM BEACH/PALM BEACH							
(PALM BEACH INTERNATIONAL)	AA—AMERICAN AIRLINES	TOTAL	DC-9-80	1628		1628	
			B-727-100	8		8	
			B-727-200	546		546	
			B-767-200	1		1	
			A-300-600	2		2	
			ALL TYPES	2185		2185	2201
	CO—CONTINENTAL	TOTAL	B-737-300	678		678	
			B-737-100/200	33		33	
			B-737-200C	80		80	
			DC-9-30	135	1	136	
			DC-9-80	372		372	
			A-300-X4	377		377	
			B-727-100	204		204	
			B-727-200	1331	1	1332	
			ALL TYPES	3210	2	3212	3230
	DL—DELTA AIR LINES	TOTAL	B-757-200	2072		2072	
			B-767-200	710		710	
			B-767-300	677		677	
			DC-9-80	1056		1056	
			B-727-200	3355		3355	
			L-1011/100/20	409		409	
			B-737-100/200	2		2	
			DC-9-30	1	1	2	
			ALL TYPES	8282	1	8283	8329
	EA—EASTERN AIR LINES	TOTAL	B-757-200	107		107	
			DC-9-30	393		393	
			DC-9-50	518		518	
			A-300-X4	19		19	
			B-727-200	3171		3171	
			L-1011/100/20	66		66	
			ALL TYPES	4274		4274	4303
	FM—FEDERAL EXPRESS	TOTAL	* C-208	1		1	
			ALL TYPES	1		1	1
	KW—PACIFIC INTERSTATE	TOTAL	B-727-100	41	1	42	
			B-727-200	33		33	
			B-737-100/200	8		8	
			ALL TYPES	82	1	83	86
	ML—MIDWAY AIRLINES	TOTAL	B-737-100/200	511		511	
			DC-9-30	652		652	
			DC-9-80	103		103	
			DC-9-15F	62		62	
			ALL TYPES	1328		1328	1335

NOTE * = All Cargo Services

TABLE 7—Continued
Aircraft Departures Scheduled and Aircraft Departures Performed, By Community, By Air Carrier, And By Aircraft Type
12 Months Ended December 31, 1990

STATE OR U.S. AREA COMMUNITY (AIRPORT NAME)	CARRIER	OPERATION	TYPE OF AIRCRAFT	TOTAL DEPARTURES PERFORMED			DEPARTURES SCHEDULED
				SCHEDULED SERVICE	NON SCHEDULED SERVICE	ALL SERVICE	
FLORIDA—Continued							
WEST PALM BEACH/PALM BEACH—Continued							
(PALM BEACH INTERNATIONAL)—Continued							
	NW—NORTHWEST AIRLINES	TOTAL	B-757-200	3		3	
			DC-9-10	176		176	
			DC-9-30	622		622	
			DC-9-50	37		37	
			B-727-100	13		13	
			B-727-200	450		450	
			DC-9-40	9		9	
			ALL TYPES	1312		1312	1328
	PA—PAN AMERICAN	TOTAL	B-727-200	3		3	
			A-300-X4	1		1	
			JETSTREAM 31	1		1	
			ALL TYPES	5		5	
	TW—TRANS WORLD AIR	TOTAL	B-727-100	22	1	23	
			B-727-200	1924		1924	
			L-1011/100/20	498		498	
			DC-9-80	346		346	
			DC-9-30	4		4	
			ALL TYPES	2794	1	2795	2682
	TZ—AMERICAN TRANS AIR	TOTAL	B-757-200	18	1	19	
			B-727-100	11	1	12	
			ALL TYPES	29	2	31	31
	UA—UNITED AIR LINES	TOTAL	B-737-300	617		617	
			B-737-100/200	388		388	
			B-727-200	45		45	
			B-727-100	38	1	39	
			ALL TYPES	1088	1	1089	1102
	US—U.S. AIR	TOTAL	F-28-4000/600	100		100	
			B-737-400	720		720	
			B-737-300	1317	1	1318	
			B-737-100/200	485		485	
			DC-9-30	4		4	
			DC-9-80	1939		1939	
			B-727-200	196		196	
			FOKKER 100	3		3	
			ALL TYPES	4764	1	4765	4797
COMMUNITY TOTAL		TOTAL	DC-9-80	5444		5444	
			B-727-100	337	4	341	
			B-727-200	11054	1	11055	
			B-767-200	711		711	
			A-300-600	2		2	
			B-737-300	2612	1	2613	
			B-737-100/200	1427		1427	
			B-737-200C	80		80	
			DC-9-30	1811	2	1813	
			A-300-X4	397		397	
			B-757-200	2200	1	2201	
			B-767-300	677		677	
			L-1011/100/20	973		973	
			DC-9-50	555		555	
			* C-208	1		1	
			DC-9-15F	62		62	
			DC-9-10	178		178	
			DC-9-40	9		9	
			JETSTREAM 31	1		1	
			F-28-4000/600	100		100	
			B-737-400	720		720	

NOTE * — All Cargo Services

TABLE 7—Continued
Aircraft Departures Scheduled and Aircraft Departures Performed, By Community, By Air Carrier, And By Aircraft Type
12 Months Ended December 31, 1990

STATE OR U.S. AREA COMMUNITY (AIRPORT NAME)	CARRIER	OPERATION	TYPE OF AIRCRAFT	TOTAL DEPARTURES PERFORMED			DEPARTURES SCHEDULED
				SCHEDULED SERVICE	NON SCHEDULED SERVICE	ALL SERVICE	
FLORIDA—Continued							
WEST PALM BEACH/PALM BEACH—Continued							
(PALM BEACH INTERNATIONAL)—Continued							
COMMUNITY TOTAL—Continued							
			FOKKER 100	3		3	
			ALL TYPES	29354	9	29363	29625
GEORGIA							
ALBANY							
(ALBANY-DOUGHERTY COUNTY)	FM—FEDERAL EXPRESS	TOTAL	* BEECH 18	3		3	
			* C-208	270		270	
			ALL TYPES	273		273	273
	VK—ZANTOP INTL AIRLINES	TOTAL	* CV-640		2	2	
			ALL TYPES		2	2	2
COMMUNITY TOTAL		TOTAL	* BEECH 18	3		3	
			* C-208	270		270	
			* CV-640		2	2	
			ALL TYPES	273	2	275	275
ATLANTA							
(WILLIAM B HARTSFIELD INT'L)	AA—AMERICAN AIRLINES	TOTAL	DC-9-80	4546		4546	
			B-727-100	1267		1267	
			B-727-200	621	2	623	
			B-757-200	1		1	
			ALL TYPES	6435	2	6437	6601
	CO—CONTINENTAL	TOTAL	B-737-300	535	1	536	
			B-737-100/200	237		237	
			B-737-200C	228		228	
			DC-9-10	44		44	
			DC-9-30	543	1	544	
			DC-9-80	168	5	173	
			A-300-X4		7	7	
			B-727-100	33		33	
			B-727-200	826	17	843	
			ALL TYPES	2614	31	2645	2681
	DL—DELTA AIR LINES	TOTAL	B-737-300	1		1	
			B-737-100/200	14861	19	14880	
			B-757-200	19312	30	19342	
			B-767-200	6088	4	6092	
			B-767-300	7445	9	7454	
			DC-9-30	26132	8	26140	
			DC-9-80	36187	8	36195	
			B-727-200	33704	71	33775	
			L-1011/100/20	8431	6	8437	
			L-1011-500	1607	5	1612	
			ALL TYPES	153768	160	153928	154684
	EA—EASTERN AIR LINES	TOTAL	B-757-200	11083	19	11102	
			DC-9-30	38280	1	38281	
			DC-9-50	22360	15	22375	
			A-300-X4	4579	1	4580	
			B-727-200	25336	5	25341	
			* B-727-200	1		1	
			DC-10-30	1		1	
			L-1011/100/20	1551	6	1557	
			ALL TYPES	103191	47	103238	105304
	FM—FEDERAL EXPRESS	TOTAL	* BEECH 18	216		216	
			* C-208	484		484	
			* B-727-100	383		383	
			* B-727-200	360		360	
			DC-10-10	114		114	
			* DC-10-30	53	1	54	
			* B-747	59		59	
			* B-747-200	124		124	

NOTE * = All Cargo Services

TABLE 7—Continued
Aircraft Departures Scheduled and Aircraft Departures Performed, By Community, By Air Carrier, And By Aircraft Type
12 Months Ended December 31, 1990

STATE OR U.S. AREA / COMMUNITY (AIRPORT NAME)	CARRIER	OPERATION	TYPE OF AIRCRAFT	TOTAL DEPARTURES PERFORMED			DEPARTURES SCHEDULED
				SCHEDULED SERVICE	NON SCHEDULED SERVICE	ALL SERVICE	
GEORGIA—Continued							
ATLANTA—Continued							
(WILLIAM B HARTSFIELD INT'L)—Continued							
			* DC-8-73F	73		73	
			B-747-200		1	1	
			ALL TYPES	1866	2	1868	1866
	JH—AMERIJET INTERNATIONAL	TOTAL	* B-727-100		2	2	
			ALL TYPES		2	2	2
	ML—MIDWAY AIRLINES	TOTAL	DC-9-15F	400		400	
			DC-9-30	943	27	970	
			B-737-100/200	22		22	
			DC-9-80	3		3	
			ALL TYPES	1368	27	1395	1389
	NW—NORTHWEST AIRLINES	TOTAL	DC-9-10	499		499	
			DC-9-30	1943		1943	
			DC-9-40	29		29	
			DC-9-50	257		257	
			B-727-100	102		102	
			B-727-200	732		732	
			DC-9-80	1		1	
			ALL TYPES	3563		3563	3586
	PA—PAN AMERICAN	TOTAL	B-727-200	912	28	940	
			ALL TYPES	912	28	940	903
	TW—TRANS WORLD AIR	TOTAL	DC-9-10	10		10	
			DC-9-30	1556	6	1562	
			DC-9-40	99		99	
			DC-9-80	4		4	
			B-727-100	7	5	12	
			B-727-200	723	3	726	
			ALL TYPES	2399	14	2413	2427
	TZ—AMERICAN TRANS AIR	TOTAL	B-727-100		16	16	
			L-1011/100/20		3	3	
			ALL TYPES		19	19	
	UA—UNITED AIR LINES	TOTAL	B-737-300	559		559	
			B-737-100/200	2078		2078	
			B-727-100	332	2	334	
			B-727-200	469	3	472	
			DC-10-10		2	2	
			ALL TYPES	3438	7	3445	3510
	US—U S. AIR	TOTAL	F-28-4000/600	220		220	
			FOKKER 100	249		249	
			B-737-400	173		173	
			B-737-300	300	2	302	
			B-737-100/200	901	3	904	
			DC-9-30	2375	1	2376	
			DC-9-80	32		32	
			B-727-200	94		94	
			ALL TYPES	4344	6	4350	4415
	VK—ZANTOP INTL AIRLINES	TOTAL	* CV-640	155	100	255	
			* L-188A/C	284	72	356	
			ALL TYPES	439	172	611	611
	YB—TRANS CONTINENTAL	TOTAL	* CV-340/440		6	6	
			* DC-6		11	11	
			* DC-8 50F		7	7	
			ALL TYPES		24	24	
	YX—MIDWEST EXPRESS	TOTAL	DC-9-10	331	3	334	
			DC-9-30	481		481	
			ALL TYPES	812	3	815	824
COMMUNITY TOTAL		TOTAL	DC-9-80	40941	13	40954	
			B-727-100	1741	23	1764	
			B-727-200	63417	129	63546	

NOTE * = All Cargo Services

TABLE 7—Continued
Aircraft Departures Scheduled and Aircraft Departures Performed, By Community, By Air Carrier, And By Aircraft Type
12 Months Ended December 31, 1990

STATE OR U.S. AREA COMMUNITY (AIRPORT NAME)	CARRIER	OPERATION	TYPE OF AIRCRAFT	TOTAL DEPARTURES PERFORMED			DEPARTURES SCHEDULED
				SCHEDULED SERVICE	NON SCHEDULED SERVICE	ALL SERVICE	
GEORGIA—Continued							
ATLANTA—Continued							
(WILLIAM B HARTSFIELD INT'L)—Continued							
COMMUNITY TOTAL—Continued							
			B-757-200	30396	49	30445	
			B-737-300	1395	3	1398	
			B-737-100/200	18099	22	18121	
			B-737-200C	228		228	
			DC-9-10	884	3	887	
			DC-9-30	72253	44	72297	
			A-300-X4	4579	8	4587	
			B-767-200	6088	4	6092	
			B-767-300	7445	9	7454	
			L-1011/100/20	9982	15	9997	
			L-1011-500	1607	5	1612	
			DC-9-50	22617	15	22632	
			* B-727-200	361		361	
			DC-10-30	1		1	
			* BEECH 18	216		216	
			* C-208	484		484	
			* B-727-100	383	2	385	
			* DC-10-10	114		114	
			* DC-10-30	53	1	54	
			* B-747	59		59	
			* B-747-200	124		124	
			* DC-8-73F	73		73	
			B-747-200		1	1	
			DC-9-15F	400		400	
			DC-9-40	128		128	
			DC-10-10		2	2	
			F-28-4000/600	220		220	
			FOKKER 100	249		249	
			B-737-400	173		173	
			* CV-640	155	100	255	
			* L-188A/C	284	72	356	
			* CV-340/440		6	6	
			* DC-8		11	11	
			* DC-8-50F		7	7	
			ALL TYPES	285149	544	285693	288803
AUGUSTA							
(BUSH FIELD)	DL—DELTA AIR LINES	TOTAL	B-737-100/200	25	5	30	
			B-757-200	6		6	
			DC-9-30	2027		2027	
			DC-9-80	116		116	
			B-727-200	274	3	277	
			L-1011/100/20	1		1	
			ALL TYPES	2449	8	2457	2460
	PA—PAN AMERICAN	TOTAL	B-727-200	3	1	4	
			ALL TYPES	3	1	4	
	US—U.S. AIR	TOTAL	F-28-4000/600	701		701	
			B-737-100/200	6		6	
			DC-9-30	1		1	
			B-727-200	2		2	
			ALL TYPES	710		710	730
COMMUNITY TOTAL		TOTAL	B-737-100/200	31	5	36	
			B-757-200	6		6	
			DC-9-30	2028		2028	
			DC-9-80	116		116	
			B-727-200	279	4	283	
			L-1011/100/20	1		1	
			F-28-4000/600	701		701	
			ALL TYPES	3162	9	3171	3190

NOTE: * = All Cargo Services

TABLE 7—Continued
Aircraft Departures Scheduled and Aircraft Departures Performed, By Community, By Air Carrier, And By Aircraft Type
12 Months Ended December 31, 1990

STATE OR U.S. AREA COMMUNITY (AIRPORT NAME)	CARRIER	OPERATION	TYPE OF AIRCRAFT	TOTAL DEPARTURES PERFORMED			DEPARTURES SCHEDULED
				SCHEDULED SERVICE	NON SCHEDULED SERVICE	ALL SERVICE	
GEORGIA—Continued							
COLUMBUS							
(COLUMBUS METROPOLITAN)	DL—DELTA AIR LINES	TOTAL	B-737-100/200	14		14	
			DC-9-30	1009	2	1011	
			DC-9-80	9		9	
			B-727-200	7	1	8	
			ALL TYPES	1039	3	1042	1057
	EA—EASTERN AIR LINES	TOTAL	DC-9-30	1		1	
			DC-9-50	3		3	
			B-727-200	1		1	
			ALL TYPES	5		5	
	VK—ZANTOP INTL AIRLINES	TOTAL	* CV-640		1	1	
			ALL TYPES		1	1	1
AIRPORT TOTAL		TOTAL	B-737-100/200	14		14	
			DC-9-30	1010	2	1012	
			DC-9-80	9		9	
			B-727-200	8	1	9	
			DC-9-50	3		3	
			* CV-640		1	1	
			ALL TYPES	1044	4	1048	1058
(LAWSON AAF)	FF—TOWER AIR	TOTAL	B-747		4	4	
			ALL TYPES		4	4	4
	VK—ZANTOP INTL AIRLINES	TOTAL	* L-188A/C		1	1	
			ALL TYPES		1	1	1
AIRPORT TOTAL		TOTAL	B-747		4	4	
			* L-188A/C		1	1	
			ALL TYPES		5	5	5
COMMUNITY TOTAL BY CARRIER	DL—DELTA AIR LINES	TOTAL	B-737-100/200	14		14	
			DC-9-30	1009	2	1011	
			DC-9-80	9		9	
			B-727-200	7	1	8	
			ALL TYPES	1039	3	1042	1057
	EA—EASTERN AIR LINES	TOTAL	DC-9-30	1		1	
			DC-9-50	3		3	
			B-727-200	1		1	
			ALL TYPES	5		5	
	FF—TOWER AIR	TOTAL	B-747		4	4	
			ALL TYPES		4	4	4
	VK—ZANTOP INTL AIRLINES	TOTAL	* CV-640		1	1	
			* L-188A/C		1	1	
			ALL TYPES		2	2	2
COMMUNITY TOTAL		TOTAL	B-737-100/200	14		14	
			DC-9-30	1010	2	1012	
			DC-9-80	9		9	
			B-727-200	8	1	9	
			DC-9-50	3		3	
			* CV-640		1	1	
			B-747		4	4	
			* L-188A/C		1	1	
			ALL TYPES	1044	9	1053	1063
MACON							
(LEWIS B. WILSON)	EA—EASTERN AIR LINES	TOTAL	B-727-200	1		1	
			B-757-200	1		1	
			ALL TYPES	2		2	
	FM—FEDERAL EXPRESS	TOTAL	* C-208	1		1	
			ALL TYPES	1		1	1
	VK—ZANTOP INTL AIRLINES	TOTAL	* L-188A/C		13	13	
			* CV-640		2	2	
			ALL TYPES		15	15	15
	YB—TRANS CONTINENTAL	TOTAL	* DC-8		1	1	
			ALL TYPES		1	1	
AIRPORT TOTAL		TOTAL	B-727-200	1		1	
			B-757-200	1		1	

NOTE * = All Cargo Services

TABLE 7—Continued
Aircraft Departures Scheduled and Aircraft Departures Performed, By Community, By Air Carrier, And By Aircraft Type
12 Months Ended December 31, 1990

STATE OR U.S. AREA / COMMUNITY (AIRPORT NAME)	CARRIER	OPERATION	TYPE OF AIRCRAFT	TOTAL DEPARTURES PERFORMED			DEPARTURES SCHEDULED
				SCHEDULED SERVICE	NON SCHEDULED SERVICE	ALL SERVICE	
GEORGIA—Continued							
MACON—Continued							
(LEWIS B. WILSON)—Continued							
AIRPORT TOTAL—Continued							
			* C-208	1		1	
			* L-188A/C		13	13	
			* CV-640		2	2	
			* DC-6		1	1	
			ALL TYPES	3	16	19	16
(ROBINS AFB)	VK—ZANTOP INTL AIRLINES	TOTAL	* L-188A/C		718	718	
			ALL TYPES		718	718	718
COMMUNITY TOTAL BY CARRIER	EA—EASTERN AIR LINES	TOTAL	B-757-200	1		1	
			B-727-200	1		1	
			ALL TYPES	2		2	
	FM—FEDERAL EXPRESS	TOTAL	* C-208	1		1	
			ALL TYPES	1		1	1
	VK—ZANTOP INTL AIRLINES	TOTAL	* CV-640		2	2	
			* L-188A/C		731	731	
			ALL TYPES		733	733	733
	YB—TRANS CONTINENTAL	TOTAL	* DC-6		1	1	
			ALL TYPES		1	1	
COMMUNITY TOTAL		TOTAL	B-727-200	1		1	
			B-757-200	1		1	
			* C-208	1		1	
			* L-188A/C		731	731	
			* CV-640		2	2	
			* DC-6		1	1	
			ALL TYPES	3	734	737	734
SAVANNAH							
(SAVANNAH INTL)	AA—AMERICAN AIRLINES	TOTAL	DC-9-80	20		20	
			B-727-100	1206		1206	
			B-727-200	922		922	
			ALL TYPES	2148		2148	2205
	DL—DELTA AIR LINES	TOTAL	B-737-100/200	539		539	
			DC-9-30	268		268	
			DC-9-80	1299		1299	
			B-727-200	763		763	
			B-767-200	1	1	2	
			B-767-300	1		1	
			B-757-200	2		2	
			ALL TYPES	2873	1	2874	2902
	EA—EASTERN AIR LINES	TOTAL	DC-9-50	106		106	
			B-757-200	2		2	
			DC-9-30	1273		1273	
			B-727-200	22		22	
			ALL TYPES	1403		1403	1420
	FM—FEDERAL EXPRESS	TOTAL	* B-727-100	227		227	
			B-747-200		1	1	
			* B-727-200	41		41	
			ALL TYPES	268	1	269	268
	ML—MIDWAY AIRLINES	TOTAL	DC-9-30	359		359	
			DC-9-15F	510		510	
			ALL TYPES	869		869	886
	UA—UNITED AIR LINES	TOTAL	B-737-300	375		375	
			B-737-100/200	858		858	
			B-727-200	375		375	
			B-727-100	97		97	
			ALL TYPES	1705		1705	1744
	US—U.S. AIR	TOTAL	F-28-4000/600	13		13	
			B-737-400	7		7	
			B-737-300	268		268	
			B-737-100/200	789		789	
			DC-9-30	683		683	

NOTE * = All Cargo Services

TABLE 7—Continued
Aircraft Departures Scheduled and Aircraft Departures Performed, By Community, By Air Carrier, And By Aircraft Type
12 Months Ended December 31, 1990

STATE OR U.S. AREA COMMUNITY (AIRPORT NAME)	CARRIER	OPERATION	TYPE OF AIRCRAFT	TOTAL DEPARTURES PERFORMED			DEPARTURES SCHEDULED
				SCHEDULED SERVICE	NON SCHEDULED SERVICE	ALL SERVICE	
GEORGIA—Continued							
SAVANNAH—Continued							
(SAVANNAH INTL)—Continued							
			B-727-200	61		61	
			ALL TYPES	1821		1821	1845
AIRPORT TOTAL		TOTAL	DC-9-80	1319		1319	
			B-727-100	1303		1303	
			B-727-200	2143		2143	
			B-737-100/200	2186		2186	
			DC-9-30	2583		2583	
			B-767-200	1	1	2	
			B-767-300	1		1	
			B-757-200	4		4	
			DC-9-50	106		106	
			* B-727-100	227		227	
			B-747-200		1	1	
			* B-727-200	41		41	
			DC-9-15F	510		510	
			B-737-300	643		643	
			F-28-4000/600	13		13	
			B-737-400	7		7	
			ALL TYPES	11087	2	11089	11270
(HUNTER AAF)	FF—TOWER AIR	TOTAL	B-747		4		
			ALL TYPES		4	4	4
	VK—ZANTOP INTL AIRLINES	TOTAL	* L-188A/C		2	2	
			ALL TYPES		2	2	2
AIRPORT TOTAL		TOTAL	B-747		4	4	
			* L-188A/C		2	2	
			ALL TYPES		6	6	6
COMMUNITY TOTAL BY CARRIER	AA—AMERICAN AIRLINES	TOTAL	DC-9-80	20		20	
			B-727-100	1206		1206	
			B-727-200	922		922	
			ALL TYPES	2148		2148	2205
	DL—DELTA AIR LINES	TOTAL	B-737-100/200	539		539	
			B-757-200	2		2	
			B-767-200	1	1	2	
			B-767-300	1		1	
			DC-9-30	268		268	
			DC-9-80	1299		1299	
			B-727-200	763		763	
			ALL TYPES	2873	1	2874	2902
	EA—EASTERN AIR LINES	TOTAL	B-757-200	2		2	
			DC-9-30	1273		1273	
			DC-9-50	106		106	
			B-727-200	22		22	
			ALL TYPES	1403		1403	1420
	FF—TOWER AIR	TOTAL	B-747		4	4	
			ALL TYPES		4	4	4
	FM—FEDERAL EXPRESS	TOTAL	* B-727-100	227		227	
			* B-727-200	41		41	
			B-747-200		1	1	
			ALL TYPES	268	1	269	268
	ML—MIDWAY AIRLINES	TOTAL	DC-9-15F	510		510	
			DC-9-30	359		359	
			ALL TYPES	869		869	886
	UA—UNITED AIR LINES	TOTAL	B-737-300	375		375	
			B-737-100/200	858		858	
			B-727-100	97		97	
			B-727-200	375		375	
			ALL TYPES	1705		1705	1744
	US—U S AIR	TOTAL	F-28-4000/600	13		13	
			B-737-400	7		7	
			B-737-300	268		268	

NOTE. * = All Cargo Services

TABLE 7—Continued
Aircraft Departures Scheduled and Aircraft Departures Performed, By Community, By Air Carrier, And By Aircraft Type 12 Months Ended December 31, 1990

STATE OR U.S. AREA COMMUNITY (AIRPORT NAME)	CARRIER	OPERATION	TYPE OF AIRCRAFT	TOTAL DEPARTURES PERFORMED			DEPARTURES SCHEDULED
				SCHEDULED SERVICE	NON SCHEDULED SERVICE	ALL SERVICE	
GEORGIA—Continued							
SAVANNAH—Continued							
(HUNTER AAF)—Continued							
COMMUNITY TOTAL BY CARRIER—Continued							
			B-737-100/200	789		789	
			DC-9-30	683		683	
			B-727-200	61		61	
			ALL TYPES	1821		1821	1845
	VK—ZANTOP INTL AIRLINES	TOTAL	* L-188A/C		2	2	
			ALL TYPES		2	2	2
COMMUNITY TOTAL		TOTAL	DC-9-80	1319		1319	
			B-727-100	1303		1303	
			B-727-200	2143		2143	
			B-737-100/200	2186		2186	
			DC-9-30	2583		2583	
			B-767-200	1	1	2	
			B-767-300	1		1	
			B-757-200	4		4	
			DC-9-50	106		106	
			* B-727-100	227		227	
			B-747-200		1	1	
			* B-727-200	41		41	
			DC-9-15F	510		510	
			B-737-300	643		643	
			F-28-4000/600	13		13	
			B-737-400	7		7	
			B-747		4	4	
			* L-188A/C		2	2	
			ALL TYPES	11087	8	11095	11276
HAWAII							
HILO,HAWAII							
(GENERAL LYMAN FIELD)	AQ—ALOHA AIRLINES	TOTAL	B-737-300	955		955	
			B-737-100/200	2873		2873	
			* B-737-100/200	10		10	
			B-737-200C	870		870	
			* B-737-200C	1010		1010	
			ALL TYPES	5718		5718	5731
	FM—FEDERAL EXPRESS	TOTAL	* C-208	712		712	
			* BEECH 18	35		35	
			ALL TYPES	747		747	747
	HA—HAWAIIAN AIRLINES	TOTAL	DASH-7	64	26	90	
			DC-9-15F	446		446	
			DC-9-50	2950	8	2958	
			DC-9-80	903		903	
			L-1011/100/20	4		4	
			DC-8-62	2		2	
			ALL TYPES	4369	34	4403	4339
COMMUNITY TOTAL		TOTAL	B-737-300	955		955	
			B-737-100/200	2873		2873	
			* B-737-100/200	10		10	
			B-737-200C	870		870	
			* B-737-200C	1010		1010	
			* C-208	712		712	
			* BEECH 18	35		35	
			DASH-7	64	26	90	
			DC-9-15F	446		446	
			DC-9-50	2950	8	2958	
			DC-9-80	903		903	
			L-1011/100/20	4		4	
			DC-8-62	2		2	
			ALL TYPES	10834	34	10868	10817

NOTE * = All Cargo Services

TABLE 7—Continued
Aircraft Departures Scheduled and Aircraft Departures Performed, By Community, By Air Carrier, And By Aircraft Type
12 Months Ended December 31, 1990

STATE OR U.S. AREA COMMUNITY (AIRPORT NAME)	CARRIER	OPERATION	TYPE OF AIRCRAFT	TOTAL DEPARTURES PERFORMED			DEPARTURES SCHEDULED
				SCHEDULED SERVICE	NON SCHEDULED SERVICE	ALL SERVICE	
HAWAII—Continued							
HONOLULU, OAHU							
(HONOLULU INTERNATIONAL)	AA—AMERICAN AIRLINES	TOTAL	DC-10-30	1794	1	1795	
			DC-10-10	2276		2276	
			ALL TYPES	4070	1	4071	4112
	AQ—ALOHA AIRLINES	TOTAL	B-737-300	3601	1	3602	
			B-737-100/200	17685	103	17788	
			* B-737-100/200	77		77	
			B-737-200C	5015	51	5066	
			* B-737-200C	3821		3821	
			ALL TYPES	30199	155	30354	31993
	CO—CONTINENTAL	TOTAL	DC-10-10	932		932	
			DC-10-30	1129		1129	
			B-747	430		430	
			B-747-200	1148		1148	
			B-727-100	178		178	
			B-727-200	30		30	
			ALL TYPES	3847		3847	3887
	DH—DISCOVERY AIRLINES	TOTAL	BAE-146-200	2795	1	2796	
			ALL TYPES	2795	1	2796	2819
	DL—DELTA AIR LINES	TOTAL	L-1011/100/20	3508		3508	
			ALL TYPES	3508		3508	3551
	EA—EASTERN AIR LINES	TOTAL	L-1011/100/20	2		2	
			ALL TYPES	2		2	
	FM—FEDERAL EXPRESS	TOTAL	* BEECH 18	34		34	
			* C-208	1834		1834	
			* B-747-200	152	5	157	
			* DC-8-73F	255		255	
			* B-747	55	1	56	
			* DC-10-10	3		3	
			* DC-10-30		2	2	
			ALL TYPES	2333	8	2341	2333
	HA—HAWAIIAN AIRLINES	TOTAL	L-1011/100/20	1337	25	1362	
			DC-8-62	494	142	636	
			DASH-7	9201	366	9567	
			DC-9-15F	1993	2	1995	
			DC-9-50	17290	45	17335	
			DC-9-80	2260	2	2262	
			ALL TYPES	32575	582	33157	35472
	HP—AMERICAN WEST	TOTAL	B-747-200	703	1	704	
			ALL TYPES	703	1	704	716
	NW—NORTHWEST AIRLINES	TOTAL	B-747	1884	1	1885	
			DC-10-40	683		683	
			ALL TYPES	2567	1	2568	2599
	PA—PAN AMERICAN	TOTAL	B-747	275	4	279	
			B-747-200	88	3	91	
			ALL TYPES	363	7	370	362
	TW—TRANS WORLD AIR	TOTAL	L-1011/100/20	365		365	
			B-747	360		360	
			ALL TYPES	725		725	730
	TZ—AMERICAN TRANS AIR	TOTAL	L-1011/100/20	193		193	
			ALL TYPES	193		193	149
	UA—UNITED AIR LINES	TOTAL	DC-10-30	1768	1	1769	
			* DC-10-30	4		4	
			B-747	1867	3	1870	
			B-747SP	23		23	
			B-747-400	2		2	
			DC-10-10	3706	2	3708	
			DC-8-71	614		614	
			ALL TYPES	7984	6	7990	8056
	9R—ROSENBALM AVATION	TOTAL	* DC-8-63F		12	12	
			* DC-8-73F	1	20	21	
			ALL TYPES	1	32	33	1

NOTE * = All Cargo Services

TABLE 7—Continued
Aircraft Departures Scheduled and Aircraft Departures Performed, By Community, By Air Carrier, And By Aircraft Type
12 Months Ended December 31, 1990

STATE OR U.S. AREA / COMMUNITY (AIRPORT NAME)	CARRIER	OPERATION	TYPE OF AIRCRAFT	TOTAL DEPARTURES PERFORMED			DEPARTURES SCHEDULED
				SCHEDULED SERVICE	NON SCHEDULED SERVICE	ALL SERVICE	
HAWAII—Continued							
HONOLULU, OAHU—Continued							
(HONOLULU INTERNATIONAL)—Continued							
COMMUNITY TOTAL		TOTAL	DC-10-30	4691	2	4693	
			DC-10-10	6914	2	6916	
			B-737-300	3601	1	3602	
			B-737-100/200	17685	103	17788	
			* B-737-100/200	77		77	
			B-737-200C	5015	51	5066	
			* B-737-200C	3821		3821	
			B-747	4816	8	4824	
			B-747-200	1939	4	1943	
			B-727-100	178		178	
			B-727-200	30		30	
			BAE-146-200	2795	1	2796	
			L-1011/100/20	5405	25	5430	
			* BEECH 18	34		34	
			* C-208	1834		1834	
			* B-747-200	152	5	157	
			* DC-8-73F	256	20	276	
			* B-747	55	1	56	
			* DC-10-10	3		3	
			* DC-10-30	4	2	6	
			DC-8-62	494	142	636	
			DASH-7	9201	366	9567	
			DC-9-15F	1993	2	1995	
			DC-9-50	17290	45	17335	
			DC-9-80	2260	2	2262	
			DC-10-40	683		683	
			B-747SP	23		23	
			B-747-400	2		2	
			DC-8-71	614		614	
			* DC-8-63F		12	12	
			ALL TYPES	91865	794	92659	96780
HOOLEHUA, MOLOKAI							
(MOLOKAI)	HA—HAWAIIAN AIRLINES	TOTAL	DASH-7	3575		3575	
			DC-9-50	5		5	
			ALL TYPES	3580		3580	3485
KAHULUI,MAUI							
(KAHULUI)	AA—AMERICAN AIRLINES	TOTAL	DC-10-10	488		488	
			DC-10-30	259		259	
			ALL TYPES	747		747	757
	AQ—ALOHA AIRLINES	TOTAL	B-737-300	2107		2107	
			B-737-100/200	8105	2	8107	
			* B-737-100/200	16		16	
			B-737-200C	2840	1	2841	
			* B-737-200C	1291		1291	
			ALL TYPES	14359	3	14362	15315
	DH—DISCOVERY AIRLINES	TOTAL	BAE-146-200	1324	1	1325	
			ALL TYPES	1324	1	1325	1334
	DL—DELTA AIR LINES	TOTAL	L-1011/100/20	1067		1067	
			ALL TYPES	1067		1067	1095
	FM—FEDERAL EXPRESS	TOTAL	* C-208	432		432	
			ALL TYPES	432		432	432
	HA—HAWAIIAN AIRLINES	TOTAL	DASH-7	957	372	1329	
			DC-9-15F	1118	1	1119	
			DC-9-50	7395	34	7429	
			DC-9-80	462		462	
			L-1011/100/20	3		3	
			DC-8-62	5		5	
			ALL TYPES	9940	407	10347	11160
	TZ—AMERICAN TRANS AIR	TOTAL	L-1011/100/20	70		70	

NOTE * = All Cargo Services

TABLE 7—Continued
Aircraft Departures Scheduled and Aircraft Departures Performed, By Community, By Air Carrier, And By Aircraft Type
12 Months Ended December 31, 1990

STATE OR U.S. AREA COMMUNITY (AIRPORT NAME)	CARRIER	OPERATION	TYPE OF AIRCRAFT	TOTAL DEPARTURES PERFORMED			DEPARTURES SCHEDULED
				SCHEDULED SERVICE	UNSCHEDULED SERVICE	ALL SERVICE	
HAWAII--Continued							
KAHULUI,MAUI—Continued							
(KAHULUI)—Continued							
			ALL TYPES	70		70	59
	UA—UNITED AIR LINES	TOTAL	DC-10-10	995		995	
			DC-10-30	75		75	
			DC-8-71	204		204	
			ALL TYPES	1274		1274	1275
COMMUNITY TOTAL		TOTAL	DC-10-10	1483		1483	
			DC-10-30	334		334	
			B-737-300	2107		2107	
			B-737-100/200	8105	2	8107	
			* B-737-100/200	16		16	
			B-737-200C	2840	1	2841	
			* B-737-200C	1291		1291	
			BAE-146-200	1324	1	1325	
			L-1011/100/20	1140		1140	
			* C-208	432		432	
			DASH-7	957	372	1329	
			DC-9-15F	1118	1	1119	
			DC-9-50	7395	34	7429	
			DC-9-80	462		462	
			DC-8-62	5		5	
			DC-8-71	204		204	
			ALL TYPES	29213	411	29624	31427
KAILUA-KONA, HAWAII							
(KE-AHOLE)	AQ—ALOHA AIRLINES	TOTAL	B-737-300	775	1	776	
			B-737-100/200	5148	1	5149	
			* B-737-100/200	3		3	
			B-737-200C	1402		1402	
			* B-737-200C	773		773	
			ALL TYPES	8101	2	8103	8646
	DH—DISCOVERY AIRLINES	TOTAL	BAE-146-200	153		153	
			ALL TYPES	153		153	153
	FM—FEDERAL EXPRESS	TOTAL	* C-208	304		304	
			* BEECH 18	2		2	
			ALL TYPES	306		306	306
	HA—HAWAIIAN AIRLINES	TOTAL	DASH-7	248	29	277	
			DC-9-15F	882	1	883	
			DC-9-50	3659	15	3674	
			DC-9-80	681	1	682	
			ALL TYPES	5470	46	5516	5692
	UA—UNITED AIR LINES	TOTAL	DC-10-10	361		361	
			DC-10-30	4		4	
			DC-8-71	357		357	
			ALL TYPES	722		722	730
COMMUNITY TOTAL		TOTAL	B-737-300	775	1	776	
			B-737-100/200	5148	1	5149	
			* B-737-100/200	3		3	
			B-737-200C	1402		1402	
			* B-737-200C	773		773	
			BAE-146-200	153		153	
			* C-208	304		304	
			* BEECH 18	2		2	
			DASH-7	248	29	277	
			DC-9-15F	882	1	883	
			DC-9-50	3659	15	3674	
			DC-9-80	681	1	682	
			DC-10-10	361		361	
			DC-10-30	4		4	
			DC-8-71	357		357	
			ALL TYPES	14752	48	14800	15527

NOTE * All Cargo Services

TABLE 7—Continued
Aircraft Departures Scheduled and Aircraft Departures Performed, By Community, By Air Carrier, And By Aircraft Type
12 Months Ended December 31, 1990

STATE OR U.S. AREA COMMUNITY (AIRPORT NAME)	CARRIER	OPERATION	TYPE OF AIRCRAFT	TOTAL DEPARTURES PERFORMED			DEPARTURES SCHEDULED
				SCHEDULED SERVICE	NON SCHEDULED SERVICE	ALL SERVICE	
HAWAII—Continued							
LAHAINA							
(KAPALUA-WEST MAUI ARPT)	FM—FEDERAL EXPRESS	TOTAL	* C-208	258		258	
			ALL TYPES	258		258	253
	HA—HAWAIIAN AIRLINES	TOTAL	DASH-7	5980	1	5981	
			ALL TYPES	5980	1	5981	7019
COMMUNITY TOTAL		TOTAL	* C-208	258		258	
			DASH-7	5980	1	5981	
			ALL TYPES	6238	1	6239	7277
LANAI,LANAI							
(LANAI)	FM—FEDERAL EXPRESS	TOTAL	* C-208	1		1	
			ALL TYPES	1		1	1
	HA—HAWAIIAN AIRLINES	TOTAL	DASH-7	224	50	274	
			DC-9-50	2		2	
			ALL TYPES	226	50	276	206
COMMUNITY TOTAL		TOTAL	* C-208	1		1	
			DASH-7	224	50	274	
			DC-9-50	2		2	
			ALL TYPES	227	50	277	207
LIHUE,KAUAI							
(LIHUE)	AQ—ALOHA AIRLINES	TOTAL	B-737-300	1067		1067	
			B-737-100/200	5399		5399	
			* B-737-100/200	23		23	
			B-737-200C	1883		1883	
			* B-737-200C	830		830	
			ALL TYPES	9202		9202	9682
	DH—DISCOVERY AIRLINES	TOTAL	BAE-146-200	1318		1318	
			ALL TYPES	1318		1318	1332
	FM—FEDERAL EXPRESS	TOTAL	* C-208	259		259	
			ALL TYPES	259		259	259
	HA—HAWAIIAN AIRLINES	TOTAL	DASH-7	603	21	624	
			DC-9-15F	448		448	
			DC-9-50	6047	4	6051	
			DC-9-80	438		438	
			ALL TYPES	7536	25	7561	8087
	UA—UNITED AIR LINES	TOTAL	DC-10-10	348	2	350	
			DC-10-30	13		13	
			DC-8-71	1		1	
			ALL TYPES	362	2	364	364
COMMUNITY TOTAL		TOTAL	B-737-300	1067		1067	
			B-737-100/200	5399		5399	
			* B-737-100/200	23		23	
			B-737-200C	1883		1883	
			* B-737-200C	830		830	
			BAE-146-200	1318		1318	
			* C-208	259		259	
			DASH-7	603	21	624	
			DC-9-15F	448		448	
			DC-9-50	6047	4	6051	
			DC-9-80	438		438	
			DC-10-10	348	2	350	
			DC-10-30	13		13	
			DC-8-71	1		1	
			ALL TYPES	18677	27	18704	19724
IDAHO							
BOISE							
(BOISE AIR TERMINAL/GOWEN FLD)	AS—ALASKA AIRLINES	TOTAL	B-737-200C	244	1	245	
			DC-9-80	280	1	281	
			B-727-200	135	5	140	
			ALL TYPES	659	7	666	666
	DL—DELTA AIR LINES	TOTAL	B-737-100/200	762		762	

NOTE * = All Cargo Services

TABLE 7—Continued
Aircraft Departures Scheduled and Aircraft Departures Performed, By Community, By Air Carrier, And By Aircraft Type
12 Months Ended December 31, 1990

STATE OR U.S. AREA COMMUNITY (AIRPORT NAME)	CARRIER	OPERATION	TYPE OF AIRCRAFT	TOTAL DEPARTURES PERFORMED			DEPARTURES SCHEDULED
				SCHEDULED SERVICE	NON SCHEDULED SERVICE	ALL SERVICE	
IDAHO—Continued							
BOISE—Continued							
(BOISE AIR TERMINAL/GOWEN FLD)—Continued							
			B-757-200	1		1	
			B-727-200	1053	3	1056	
			L-1011/100/20	1		1	
			B-737-300	1		1	
			ALL TYPES	1818	3	1821	1818
	FM—FEDERAL EXPRESS	TOTAL	* C-208	52		52	
			* B-727-100	221		221	
			* B-727-200	39		39	
			ALL TYPES	312		312	312
	HP—AMERICAN WEST	TOTAL	B-737-300	594		594	
			B-737-100/200	325		325	
			ALL TYPES	919		919	953
	QX—HORIZON AIR	TOTAL	SWEAR-METRO I	5841		5841	
			DHC-8	2127		2127	
			F-28-4000/600	1939		1939	
			ALL TYPES	9907		9907	10168
	UA—UNITED AIR LINES	TOTAL	B-737-300	1245		1245	
			B-737-100/200	623		623	
			B-727-100	657	2	659	
			B-727-200	649		649	
			DC-10-10	1		1	
			ALL TYPES	3175	2	3177	3184
COMMUNITY TOTAL		TOTAL	B-737-200C	244	1	245	
			DC-9-80	280	1	281	
			B-727-200	1837	8	1845	
			B-737-100/200	1710		1710	
			B-757-200	1		1	
			L-1011/100/20	1		1	
			B-737-300	1840		1840	
			* C-208	52		52	
			* B-727-100	221		221	
			* B-727-200	39		39	
			SWEAR-METRO I	5841		5841	
			DHC-8	2127		2127	
			F-28-4000/600	1939		1939	
			B-727-100	657	2	659	
			DC-10-10	1		1	
			ALL TYPES	16790	12	16802	17121
BONNERS FERRY							
(BOUNDARY COUNTY)	FM—FEDERAL EXPRESS	TOTAL	* C-208	2		2	
			ALL TYPES	2		2	2
BURLEY/RUPERT							
(BURLEY MUNI)	FM—FEDERAL EXPRESS	TOTAL	* C-208	1		1	
			ALL TYPES	1		1	1
COEUR D'ALENE							
(AIR TERMINAL)	FM—FEDERAL EXPRESS	TOTAL	* BEECH 18	1		1	
			* C-208	2		2	
			ALL TYPES	3		3	3
IDAHO FALLS							
(FANNING FIELD)	AA—AMERICAN AIRLINES	TOTAL	DC-9-80	885		885	
			ALL TYPES	885		885	905
	DL—DELTA AIR LINES	TOTAL	B-737-300	710	1	711	
			B-737-100/200	387		387	
			B-727-200	1		1	
			ALL TYPES	1098	1	1099	1091
	FM—FEDERAL EXPRESS	TOTAL	* C-208	268		268	
			ALL TYPES	268		268	268

NOTE * = All Cargo Services

TABLE 7—Continued
Aircraft Departures Scheduled and Aircraft Departures Performed, By Community, By Air Carrier, And By Aircraft Type
12 Months Ended December 31, 1990

STATE OR U.S. AREA / COMMUNITY (AIRPORT NAME)	CARRIER	OPERATION	TYPE OF AIRCRAFT	TOTAL DEPARTURES PERFORMED: SCHEDULED SERVICE	TOTAL DEPARTURES PERFORMED: NON SCHEDULED SERVICE	TOTAL DEPARTURES PERFORMED: ALL SERVICE	DEPARTURES SCHEDULED
IDAHO—Continued							
IDAHO FALLS—Continued							
(FANNING FIELD)—Continued							
	QX—HORIZON AIR	TOTAL	SWEAR-METRO I	1120		1120	
			DHC-8	425		425	
			ALL TYPES	1545		1545	1583
COMMUNITY TOTAL		TOTAL	DC-9-60	885		885	
			B-737-300	710	1	711	
			B-737-100/200	387		387	
			B-727-200	1		1	
			* C-208	268		268	
			SWEAR-METRO I	1120		1120	
			DHC-8	425		425	
			ALL TYPES	3796	1	3797	3847
LEWISTON							
(NEZ PERCE COUNTY REGIONAL)	FM—FEDERAL EXPRESS	TOTAL	* C-208	191		191	
			ALL TYPES	191		191	191
	QX—HORIZON AIR	TOTAL	SWEAR-METRO I	3935		3935	
			DHC-8	1229		1229	
			ALL TYPES	5164		5164	5321
COMMUNITY TOTAL		TOTAL	* C-208	191		191	
			SWEAR-METRO I	3935		3935	
			DHC-8	1229		1229	
			ALL TYPES	5355		5355	5512
MOUNTAIN HOME							
(MOUNTAIN HOME AFB)	VK—ZANTOP INTL AIRLINES	TOTAL	* L-188A/C		295	295	
			ALL TYPES		295	295	295
POCATELLO							
(POCATELLO MUNI)	FM—FEDERAL EXPRESS	TOTAL	* C-208	569		569	
			ALL TYPES	569		569	569
	QX—HORIZON AIR	TOTAL	SWEAR-METRO I	1122		1122	
			DHC-8	704		704	
			ALL TYPES	1826		1826	1881
COMMUNITY TOTAL		TOTAL	* C-208	569		569	
			SWEAR-METRO I	1122		1122	
			DHC-8	704		704	
			ALL TYPES	2395		2395	2450
SUN VALLEY/HAILEY/KETCHUM							
(FRIEDMAN MEMORIAL)	FM—FEDERAL EXPRESS	TOTAL	* C-208	294		294	
			ALL TYPES	294		294	294
	HP—AMERICAN WEST	TOTAL	B-737-300	39		39	
			ALL TYPES	39		39	66
	QX—HORIZON AIR	TOTAL	SWEAR-METRO I	1091		1091	
			DHC-8	1678		1678	
			ALL TYPES	2769		2769	2848
COMMUNITY TOTAL		TOTAL	* C-208	294		294	
			B-737-300	39		39	
			SWEAR-METRO I	1091		1091	
			DHC-8	1678		1678	
			ALL TYPES	3102		3102	3208
TWIN FALLS							
(CITY-COUNTY APRT,JOSLIN FLD)	FM—FEDERAL EXPRESS	TOTAL	* C-208	596		596	
			ALL TYPES	596		596	596
	HP—AMERICAN WEST	TOTAL	B-737-300	4		4	
			ALL TYPES	4		4	

NOTE * = All Cargo Services

TABLE 7—Continued
Aircraft Departures Scheduled and Aircraft Departures Performed, By Community, By Air Carrier, And By Aircraft Type
12 Months Ended December 31, 1990

STATE OR U.S. AREA / COMMUNITY (AIRPORT NAME)	CARRIER	OPERATION	TYPE OF AIRCRAFT	TOTAL DEPARTURES PERFORMED			DEPARTURES SCHEDULED
				SCHEDULED SERVICE	NON SCHEDULED SERVICE	ALL SERVICE	
IDAHO—Continued							
TWIN FALLS—Continued							
(CITY-COUNTY APRT,JOSLIN FLD)—Continued							
	QX—HORIZON AIR	TOTAL	SWEAR-METRO I	1183		1183	
			DHC-8	6		6	
			F-28-4000/600		1	1	
			ALL TYPES	1189	1	1190	1257
COMMUNITY TOTAL		TOTAL	* C-209	596		596	
			B-737-300	4		4	
			SWEAR-METRO I	1183		1183	
			DHC-8	6		6	
			F-28-4000/600		1	1	
			ALL TYPES	1789	1	1790	1853
ILLINOIS							
CHAMPAIGN/URBANA							
(UNIVERSITY OF ILLINOIS-WILLARD)	US—U S AIR	TOTAL	B-737-300	3		3	
			B-737-100/200	1057		1057	
			DC-9-30	10		10	
			ALL TYPES	1070		1070	1095
	ZW—AIR WISCONSIN	TOTAL	BAE-ATP	6		6	
			F-27 SERIES	1515		1515	
			BAE-146-300	13		13	
			ALL TYPES	1534		1534	1695
COMMUNITY TOTAL		TOTAL	B-737-300	3		3	
			B-737-100/200	1057		1057	
			DC-9-30	10		10	
			BAE-ATP	6		6	
			F-27 SERIES	1515		1515	
			BAE-146-300	13		13	
			ALL TYPES	2604		2604	2790
CHICAGO							
(MIDWAY)	AP—ASPEN AIRWAYS	TOTAL	BAE-146-100	26		26	
			ALL TYPES	26		26	26
	CO—CONTINENTAL	TOTAL	B-737-100/200	55		55	
			B-737-200C	95		95	
			ALL TYPES	150		150	162
	FM—FEDERAL EXPRESS	TOTAL	* BEECH 18	1		1	
			ALL TYPES	1		1	1
	ML—MIDWAY AIRLINES	TOTAL	B-737-100/200	7115	2	7117	
			DC-9-15F	6551	2	6553	
			DC-9-30	22041	10	22051	
			DC-9-80	7125	2	7127	
			ALL TYPES	42832	16	42848	43908
	NW—NORTHWEST AIRLINES	TOTAL	DC-9-10	1262		1262	
			DC-9-30	942		942	
			DC-9-40	11		11	
			DC-9-50	30		30	
			DC-9-80	137		137	
			B-727-100	62		62	
			B-727-200	29	2	31	
			ALL TYPES	2473	2	2475	2591
	TW—TRANS WORLD AIR	TOTAL	DC-9-10	345		345	
			DC-9-30	827		827	
			DC-9-40	72	3	75	
			DC-9-80	2		2	
			B-727-100	3		3	
			B-727-200		2	2	
			ALL TYPES	1249	5	1254	1270

NOTE * = All Cargo Services

TABLE 7—Continued
Aircraft Departures Scheduled and Aircraft Departures Performed, By Community, By Air Carrier, And By Aircraft Type
12 Months Ended December 31, 1990

STATE OR U.S. AREA COMMUNITY (AIRPORT NAME)	CARRIER	OPERATION	TYPE OF AIRCRAFT	TOTAL DEPARTURES PERFORMED			DEPARTURES SCHEDULED
				SCHEDULED SERVICE	NON SCHEDULED SERVICE	ALL SERVICE	
ILLINOIS—Continued							
CHICAGO—Continued							
(MIDWAY)—Continued							
	UA—UNITED AIR LINES	TOTAL	B-737-300	465		465	
			B-727-200	4		4	
			B-727-100	227	1	228	
			B-737-100/200	1		1	
			ALL TYPES	697	1	698	711
	US—U.S AIR	TOTAL	FOKKER 100	1748	2	1750	
			B-737-300	3	1	4	
			DC-9-30	451		451	
			DC-9-80	3		3	
			B-737-100/200	2	1	3	
			B-727-200	1		1	
			ALL TYPES	2206	4	2212	2393
	WN—SOUTHWEST AIRLINES	TOTAL	B-737-500	382		382	
			B-737-300	5933	3	5936	
			B-737-100/200	8480	3	8483	
			ALL TYPES	14795	6	14801	15327
AIRPORT TOTAL		TOTAL	BAE-146-100	26		26	
			B-737-100/200	15653	6	15659	
			B-737-200C	95		95	
			* BEECH 18	1		1	
			DC-9-15F	6551	2	6553	
			DC-9-30	24261	10	24271	
			DC-9-80	7267	2	7269	
			DC-9-10	1607		1607	
			DC-9-40	83	3	86	
			DC-9-50	30		30	
			B-727-100	292	1	293	
			B-727-200	34	4	38	
			B-737-300	6401	4	6405	
			FOKKER 100	1748	2	1750	
			B-737-500	382		382	
			ALL TYPES	64431	34	64465	66389
(O'HARE INTERNATIONAL)	AA—AMERICAN AIRLINES	TOTAL	B-757-200	4361	2	4363	
			B-767-200	4568		4568	
			B-767-300	2444		2444	
			DC-9-80	54575	1	54576	
			A-310-300	41		41	
			B-727-100	11258		11258	
			B-727-200	24562	2	24564	
			DC-10-10	5958		5958	
			DC-10-30	597	1	598	
			A-300-600	18		18	
			ALL TYPES	108382	6	108388	111656
	AP—ASPEN AIRWAYS	TOTAL	BAE-146-200	10		10	
			ALL TYPES	10		10	9
	CO—CONTINENTAL	TOTAL	B-737-300	1626	3	1629	
			B-737-100/200	538		538	
			B-737-200C	437		437	
			DC-9-10	13		13	
			DC-9-30	859	5	864	
			DC-9-80	959	2	961	
			B-727 100	488	1	489	
			B-727-200	2291	21	2312	
			A-300-X4		3	3	
			ALL TYPES	7211	35	7246	7457
	DI—DELTA AIR LINES	TOTAL	B-737-100/200	18		18	
			B-757-200	401	1	402	
			B-767-200	14		14	
			B-767-300	382		382	

NOTE * = All Cargo Services

TABLE 7—Continued
Aircraft Departures Scheduled and Aircraft Departures Performed, By Community, By Air Carrier, And By Aircraft Type
12 Months Ended December 31, 1990

STATE OR U.S. AREA COMMUNITY (AIRPORT NAME)	CARRIER	OPERATION	TYPE OF AIRCRAFT	TOTAL DEPARTURES PERFORMED			DEPARTURES SCHEDULED
				SCHEDULED SERVICE	NON SCHEDULED SERVICE	ALL SERVICE	
ILLINOIS—Continued							
CHICAGO—Continued							
(O'HARE INTERNATIONAL)—Continued							
			DC-9-30	1577		1577	
			DC-9-80	31	1	32	
			B-727-200	7686	19	7705	
			L-1011/100/20	104		104	
			ALL TYPES	10213	21	10234	10424
	EA—EASTERN AIR LINES	TOTAL	B-757-200	981	4	985	
			DC-9-30	103		103	
			DC-9-50	408		408	
			A-300-X4	8		8	
			B-727-200	1350		1350	
			L-1011/100/20	3		3	
			ALL TYPES	2853	4	2857	2922
	FM—FEDERAL EXPRESS	TOTAL	* BEECH 18	204		204	
			* C-208	751		751	
			* B-727-100	743		743	
			* B-727-200	247		247	
			* DC-10-10	74		74	
			* DC-10-30	257	16	273	
			* B-747	580	19	599	
			* B-747-200	840	31	871	
			ALL TYPES	3696	66	3762	3696
	HP—AMERICAN WEST	TOTAL	B-737-300	260	5	265	
			B-737-100/200	7		7	
			B-757-200	1790		1790	
			ALL TYPES	2057	5	2062	2085
	JW—ARROW AIR	TOTAL	* DC-8-62		2	2	
			ALL TYPES		2	2	
	NW—NORTHWEST AIRLINES	TOTAL	B-757-200	931	1	932	
			DC-9-10	466		466	
			DC-9-30	2647		2647	
			DC-9-40	60		60	
			DC-9-50	1987		1987	
			DC-9-80	310		310	
			A-320-200	875		875	
			B-727-100	133		133	
			B-727-200	1892		1892	
			DC-10-40	9		9	
			B-747	704		704	
			* B-747F	691		691	
			B-747-400	5		5	
			ALL TYPES	10710	1	10711	11144
	PA—PAN AMERICAN	TOTAL	B-727-200	219	3	222	
			A-300-X4	136		136	
			A-310-200	7		7	
			A-310-300	2		2	
			B-747	1		1	
			ALL TYPES	365	3	368	360
	TW—TRANS WORLD AIR	TOTAL	B-747	141		141	
			L-1011/100/20	355	2	357	
			B-767-200	101		101	
			DC-9-10	32	1	33	
			DC-9-30	2026	4	2030	
			DC-9-40	149		149	
			DC-9-80	510	1	511	
			B-727-100	409	15	424	
			B-727-200	1451	23	1474	
			ALL TYPES	5174	46	5220	5414
	UA—UNITED AIR LINES	TOTAL	B-737-300	30813	8	30821	
			B-737-100/200	17201	1	17282	

NOTE * = All Cargo Services

TABLE 7—Continued
Aircraft Departures Scheduled and Aircraft Departures Performed, By Community, By Air Carrier, And By Aircraft Type
12 Months Ended December 31, 1990

STATE OR U.S. AREA COMMUNITY (AIRPORT NAME)	CARRIER	OPERATION	TYPE OF AIRCRAFT	TOTAL DEPARTURES PERFORMED			DEPARTURES SCHEDULED
				SCHEDULED SERVICE	NON SCHEDULED SERVICE	ALL SERVICE	
ILLINOIS—Continued							
CHICAGO—Continued							
(O'HARE INTERNATIONAL)—Continued							
			B-757-200	4507	7	4514	
			B-767-200	2429	7	2436	
			B-727-100	7900	22	7922	
			B-727-200	53418	34	53452	
			DC-10-10	12641	3	12644	
			DC-10-30	1342		1342	
			B-747	412	16	428	
			B-747SP	59		59	
			DC-8-71	5627	5	5632	
			B-747-200	2		2	
			ALL TYPES	136431	103	136534	139579
	US—U S AIR	TOTAL	F-28-4000/600	823		823	
			FOKKER 100	135		135	
			B-737-400	60		60	
			B-737-300	123		123	
			B-737-100/200	2546		2546	
			DC-9-30	3533	1	3534	
			DC-9-80	5		5	
			B-727-200	38		38	
			ALL TYPES	7263	1	7264	7633
	VK—ZANTOP INTL AIRLINES	TOTAL	* CV-640	144	37	181	
			* L-188A/C	274	50	324	
			ALL TYPES	418	87	505	505
	YB—TRANS CONTINENTAL	TOTAL	* DC-8-50F		2	2	
			DC-8-61		1	1	
			ALL TYPES		3	3	
	ZW—AIR WISCONSIN	TOTAL	BAE-ATP	3202		3202	
			F-27 SERIES	15428		15428	
			BAE-146-300	8609		8609	
			ALL TYPES	27239		27239	29429
	5X—UNITED PARCEL SERVICE	TOTAL	* B-747	9		9	
			* DC-8-71	1		1	
			* DC-8-73	15		15	
			ALL TYPES	25		25	25
AIRPORT TOTAL		TOTAL	B-757-200	12971	15	12986	
			B-767-200	7112	7	7119	
			B-767-300	2826		2826	
			DC-9-80	56390	5	56395	
			A-310-300	43		43	
			B-727-100	20188	38	20226	
			B-727-200	92907	102	93009	
			DC-10-10	18599	3	18602	
			DC-10-30	1939	1	1940	
			A-300-600	18		18	
			BAE-146-200	10		10	
			B-737-300	32822	16	32836	
			B-737-100/200	20390	1	20391	
			B-737-200C	437		437	
			DC-9-10	511	1	512	
			DC-9-30	10745	10	10755	
			A-300-X4	144	3	147	
			L-1011/100/20	462	2	464	
			DC-9-50	2395		2395	
			* BEECH 18	204		204	
			* C-208	751		751	
			* B-727-100	743		743	
			* B-727 200	247		247	
			* DC-10-10	74		74	

NOTE * - All Cargo Services

TABLE 7—Continued
Aircraft Departures Scheduled and Aircraft Departures Performed, By Community, By Air Carrier, And By Aircraft Type
12 Months Ended December 31, 1990

STATE OR U.S. AREA COMMUNITY (AIRPORT NAME)	CARRIER	OPERATION	TYPE OF AIRCRAFT	TOTAL DEPARTURES PERFORMED			DEPARTURES SCHEDULED
				SCHEDULED SERVICE	NON SCHEDULED SERVICE	ALL SERVICE	
ILLINOIS—Continued							
CHICAGO—Continued							
(O'HARE INTERNATIONAL)—Continued							
AIRPORT TOTAL—Continued							
			* DC-10-30	257	16	273	
			* B-747	589	19	608	
			* B-747-200	840	31	871	
			* DC-8-62		2	2	
			DC-9-40	209		209	
			A-320-200	875		875	
			DC-10-40	9		9	
			B-747	1258	16	1274	
			* B-747F	691		691	
			B-747-400	5		5	
			A-310-200	7		7	
			B-747SP	59		59	
			DC-8-71	5627	5	5632	
			B-747-200	2		2	
			F-28-4000/600	823		823	
			FOKKER 100	135		135	
			B-737-400	60		60	
			* CV-640	144	37	181	
			* L-188A/C	274	50	324	
			* DC-8-50F		2	2	
			DC-8-61		1	1	
			BAE-ATP	3202		3202	
			F-27 SERIES	15428		15428	
			BAE-146-300	8609		8609	
			* DC-8-71	1		1	
			* DC-8-73	15		15	
			ALL TYPES	322047	383	322430	332338
(PAL-WAUKEE)	FM—FEDERAL EXPRESS	TOTAL	* C-208	1		1	
			ALL TYPES	1		1	1
COMMUNITY TOTAL BY CARRIER	AA—AMERICAN AIRLINES	TOTAL	B-757-200	4361	2	4363	
			B-767-200	4568		4568	
			B-767-300	2444		2444	
			DC-9-80	54575	1	54576	
			A-300-600	18		18	
			A-310-300	41		41	
			B-727-100	11258		11258	
			B-727-200	24562	2	24564	
			DC-10-10	5958		5958	
			DC-10-30	597	1	598	
			ALL TYPES	108382	6	108388	111656
	AP—ASPEN AIRWAYS	TOTAL	BAE-146-100	26		26	
			BAE-146-200	10		10	
			ALL TYPES	36		36	35
	CO—CONTINENTAL	TOTAL	B-737-300	1626	3	1629	
			B-737-100/200	593		593	
			B-737-200C	532		532	
			DC-9-10	13		13	
			DC-9-30	859	5	864	
			DC-9-80	959	2	961	
			A-300-X4		3	3	
			B-727-100	488	1	489	
			B-727-200	2291	21	2312	
			ALL TYPES	7361	35	7396	7619
	DL—DELTA AIR LINES	TOTAL	B-737-100/200	18		18	
			B-757-200	401	1	402	
			B-767-200	14		14	
			B-767-300	382		382	
			DC-9-30	1577		1577	

NOTE * = All Cargo Services

TABLE 7—Continued
Aircraft Departures Scheduled and Aircraft Departures Performed, By Community, By Air Carrier, And By Aircraft Type
12 Months Ended December 31, 1990

STATE OR U.S. AREA COMMUNITY (AIRPORT NAME)	CARRIER	OPERATION	TYPE OF AIRCRAFT	TOTAL DEPARTURES PERFORMED			DEPARTURES SCHEDULED
				SCHEDULED SERVICE	NON SCHEDULED SERVICE	ALL SERVICE	
ILLINOIS—Continued							
CHICAGO—Continued							
(PAL-WAUKEE)—Continued							
COMMUNITY TOTAL BY CARRIER—Continued							
			DC-9-80	31	1	32	
			B-727-200	7686	19	7705	
			L-1011/100/20	104		104	
			ALL TYPES	10213	21	10234	10424
	EA—EASTERN AIR LINES	TOTAL	B-757-200	981	4	985	
			DC-9-30	103		103	
			DC-9-50	408		408	
			A-300-X4	8		8	
			B-727-200	1350		1350	
			L-1011/100/20	3		3	
			ALL TYPES	2853	4	2857	2922
	FM—FEDERAL EXPRESS	TOTAL	* BEECH 18	205		205	
			* C-208	752		752	
			* B-727-100	743		743	
			* B-727-200	247		247	
			* DC-10-10	74		74	
			* DC-10-30	257	16	273	
			* B-747	580	19	599	
			* B-747-200	840	31	871	
			ALL TYPES	3698	66	3764	3698
	HP—AMERICAN WEST	TOTAL	B-737-300	260	5	265	
			B-737-100/200	7		7	
			B-757-200	1790		1790	
			ALL TYPES	2057	5	2062	2085
	JW—ARROW AIR	TOTAL	* DC-9-82		2	2	
			ALL TYPES		2	2	
	ML—MIDWAY AIRLINES	TOTAL	B-737-100/200	7115	2	7117	
			DC-9-15F	6551	2	6553	
			DC-9-30	22041	10	22051	
			DC-9-80	7125	2	7127	
			ALL TYPES	42832	16	42848	43908
	NW—NORTHWEST AIRLINES	TOTAL	B-757-200	931	1	932	
			DC-9-10	1728		1728	
			DC-9-30	3589		3589	
			DC-9-40	71		71	
			DC-9-50	2017		2017	
			DC-9-80	447		447	
			A-320-200	875		875	
			B-727-100	195		195	
			B-727-200	1921	2	1923	
			DC-10-40	9		9	
			B-747	704		704	
			B-747-400	5		5	
			* B-747F	691		691	
			ALL TYPES	13183	3	13186	13735
	PA—PAN AMERICAN	TOTAL	A-300-X4	136		136	
			A-310-200	7		7	
			A-310-300	2		2	
			B-727-200	219	3	222	
			B-747	1		1	
			ALL TYPES	365	3	368	360
	TW—TRANS WORLD AIR	TOTAL	B-767-200	101		101	
			DC-9-10	377	1	378	
			DC-9-30	2853	4	2857	
			DC-9-40	221	3	224	
			DC-9-80	512	1	513	
			B-727-100	412	15	427	

NOTE * = All Cargo Services

TABLE 7—Continued
Aircraft Departures Scheduled and Aircraft Departures Performed, By Community, By Air Carrier, And By Aircraft Type
12 Months Ended December 31, 1990

STATE OR U.S. AREA COMMUNITY (AIRPORT NAME)	CARRIER	OPERATION	TYPE OF AIRCRAFT	TOTAL DEPARTURES PERFORMED			DEPARTURES SCHEDULED
				SCHEDULED SERVICE	NON SCHEDULED SERVICE	ALL SERVICE	
ILLINOIS—Continued							
CHICAGO—Continued							
(PAL-WAUKEE)—Continued							
COMMUNITY TOTAL BY CARRIER—Continued							
			B-727-200	1451	25	1476	
			L-1011/100/20	355	2	357	
			B-747	141		141	
			ALL TYPES	6423	51	6474	6684
	UA—UNITED AIR LINES	TOTAL	B-737-300	31278	8	31286	
			B-737-100/200	17282	1	17283	
			B-757-200	4507	7	4514	
			B-767-200	2429	7	2436	
			B-727-100	8127	23	8150	
			B-727-200	53422	34	53456	
			DC-10-10	12641	3	12644	
			DC-10-30	1342		1342	
			B-747	412	16	428	
			B-747-200	2		2	
			B-747SP	59		59	
			DC-8-71	5627	5	5632	
			ALL TYPES	137128	104	137232	140290
	US—U S AIR	TOTAL	F-28-4000/600	823		823	
			FOKKER 100	1883	2	1885	
			B-737-400	60		60	
			B-737-300	126	1	127	
			B-737-100/200	2548	1	2549	
			DC-9-30	3984	1	3985	
			DC-9-80	8		8	
			B-727-200	39		39	
			ALL TYPES	9471	5	9476	10026
	VK—ZANTOP INTL AIRLINES	TOTAL	* CV-640	144	37	181	
			* L-188A/C	274	50	324	
			ALL TYPES	418	87	505	505
	WN—SOUTHWEST AIRLINES	TOTAL	B-737-500	382		382	
			B-737-300	5933	3	5936	
			B-737-100/200	8480	3	8483	
			ALL TYPES	14795	6	14801	15327
	YB—TRANS CONTINENTAL	TOTAL	* DC-8-50F		2	2	
			DC-8-61		1	1	
			ALL TYPES		3	3	
	ZW—AIR WISCONSIN	TOTAL	BAE-ATP	3202		3202	
			F-27 SERIES	15428		15428	
			BAE-146-300	8609		8609	
			ALL TYPES	27239		27239	29429
	5X—UNITED PARCEL SERVICE	TOTAL	* B-747	9		9	
			* DC-8-71	1		1	
			* DC-8-73	15		15	
			ALL TYPES	25		25	25
COMMUNITY TOTAL		TOTAL	BAE-146-100	26		26	
			B-737-100/200	36043	7	36050	
			B-737-200C	532		532	
			* BEECH 18	205		205	
			DC-9-15F	6551	2	6553	
			DC-9-30	35006	20	35026	
			DC-9-80	63657	7	63664	
			DC-9-10	2118	1	2119	
			DC-9-40	292	3	295	
			DC-9-50	2425		2425	
			B-727-100	20480	39	20519	
			B-727-200	92941	106	93047	

NOTE * = All Cargo Services

TABLE 7—Continued
Aircraft Departures Scheduled and Aircraft Departures Performed, By Community, By Air Carrier, And By Aircraft Type
12 Months Ended December 31, 1990

STATE OR U.S. AREA COMMUNITY (AIRPORT NAME)	CARRIER	OPERATION	TYPE OF AIRCRAFT	TOTAL DEPARTURES PERFORMED			DEPARTURES SCHEDULED
				SCHEDULED SERVICE	NON SCHEDULED SERVICE	ALL SERVICE	
ILLINOIS—Continued							
CHICAGO—Continued							
(PAL-WAUKEE)—Continued							
COMMUNITY TOTAL—Continued							
			B-737-300	39223	20	39243	
			FOKKER 100	1883	2	1885	
			B-737-500	382		382	
			B-757-200	12971	15	12986	
			B-767-200	7112	7	7119	
			B-767-300	2826		2826	
			A-310-300	43		43	
			DC-10-10	18599	3	18602	
			DC-10-30	1939	1	1940	
			A-300-600	18		18	
			BAE-146-200	10		10	
			A-300-X4	144	3	147	
			L-1011/100/20	462	2	464	
			* C-208	752		752	
			* B-727-100	743		743	
			* B-727-200	247		247	
			* DC-10-10	74		74	
			* DC-10-30	257	16	273	
			* B-747	589	19	608	
			* B-747-200	840	31	871	
			* DC-8-62		2	2	
			A-320-200	875		875	
			DC-10-40	9		9	
			B-747	1258	16	1274	
			* B-747F	691		691	
			B-747-400	5		5	
			A-310-200	7		7	
			B-747SP	59		59	
			DC-8-71	5627	5	5632	
			B-747-200	2		2	
			F-28-4000/600	823		823	
			B-737-400	60		60	
			* CV-640	144	37	181	
			* L-188A/C	274	50	324	
			* DC-8-50F		2	2	
			DC-8-61		1	1	
			BAE-ATP	3202		3202	
			F-27 SERIES	15428		15428	
			BAE-146-300	8609		8609	
			* DC-8-71	1		1	
			* DC-8-73	15		15	
			ALL TYPES	386479	417	386896	398728
DECATUR							
(DECATUR)	FM—FEDERAL EXPRESS	TOTAL	* BEECH 18	1		1	
			* C-208	1		1	
			ALL TYPES	2		2	2
MOLINE							
(QUAD-CITY)	FM—FEDERAL EXPRESS	TOTAL	* C-208	1		1	
			* BEECH 18	30		30	
			ALL TYPES	31		31	31
	HP—AMERICAN WEST	TOTAL	B-737-300	264		264	
			B-737-100/200	464		464	
			ALL TYPES	728		728	733
	TW—TRANS WORLD AIR	TOTAL	DC-9 10	167		167	
			DC-9-30	1614	1	1615	
			DC-9-40	117	2	119	
			B-727-100	2	1	3	
			B-727-200	2	1	3	
			DC-9-80	1		1	

NOTE * = All Cargo Services

TABLE 7—Continued
Aircraft Departures Scheduled and Aircraft Departures Performed, By Community, By Air Carrier, And By Aircraft Type
12 Months Ended December 31, 1990

STATE OR U.S. AREA COMMUNITY (AIRPORT NAME)	CARRIER	OPERATION	TYPE OF AIRCRAFT	TOTAL DEPARTURES PERFORMED			DEPARTURES SCHEDULED
				SCHEDULED SERVICE	NON SCHEDULED SERVICE	ALL SERVICE	
ILLINOIS—Continued							
MOLINE—Continued							
(QUAD-CITY)—Continued							
			ALL TYPES	1903	5	1908	1968
	UA—UNITED AIR LINES	TOTAL	B-737-300	481		481	
			B-737-100/200	273		273	
			B-727-100	310		310	
			B-727-200	11		11	
			ALL TYPES	1075		1075	1090
	VK—ZANTOP INTL AIRLINES	TOTAL	* L-188A/C		1	1	
			ALL TYPES		1	1	1
	ZW—AIR WISCONSIN	TOTAL	BAE-ATP	381		381	
			F-27 SERIES	1333		1333	
			BAE 300	829		829	
			ALL TYPES	2543		2543	2730
COMMUNITY TOTAL		TOTAL	* C-208	1		1	
			* BEECH 18	30		30	
			B-737-300	745		745	
			B-737-100/200	737		737	
			DC-9-10	167		167	
			DC-9-30	1614	1	1615	
			DC-9-40	117	2	119	
			B-727 100	312	1	313	
			B-727-200	13	1	14	
			DC-9-80	1		1	
			* L-188A/C		1	1	
			BAE-ATP	381		381	
			F-27 SERIES	1333		1333	
			BAE 146-300	829		829	
			ALL TYPES	6280	6	6286	6553
PEORIA							
(GREATER PEORIA)	AA—AMERICAN AIRLINES	TOTAL	DC-9-80	4		4	
			ALL TYPES	4		4	4
	FM—FEDERAL EXPRESS	TOTAL	* BEECH 18	38		38	
			* C-208	455		455	
			* B-727-200	199		199	
			* B-727-100	126		126	
			ALL TYPES	818		818	818
	TW—TRANS WORLD AIR	TOTAL	DC-9-10	431		431	
			DC-9-30	739		739	
			DC-9-40	48		48	
			DC-9-80	4		4	
			B-727-100	2		2	
			B-727-200	4	7	11	
			B-767-200	1		1	
			ALL TYPES	1229	7	1236	1266
	UA—UNITED AIR LINES	TOTAL	B-737-300	322		322	
			B-737-100/200	185		185	
			B-727-100	206		206	
			B-727-200	17		17	
			ALL TYPES	730		730	729
	ZW—AIR WISCONSIN	TOTAL	F-27 SERIES	1817		1817	
			BAE-146-300	30		30	
			BAE-ATP	5		5	
			ALL TYPES	1852		1852	2005
COMMUNITY TOTAL		TOTAL	DC-9-80	8		8	
			* BEECH 18	38		38	
			* C-208	455		455	
			* B-727-200	199		199	
			* B-727-100	126		126	
			DC-9-10	431		431	
			DC-9-30	739		739	
			DC-9-40	48		48	

NOTE * = All Cargo Services

TABLE 7—Continued
Aircraft Departures Scheduled and Aircraft Departures Performed, By Community, By Air Carrier, And By Aircraft Type
12 Months Ended December 31, 1990

STATE OR U.S. AREA / COMMUNITY (AIRPORT NAME)	CARRIER	OPERATION	TYPE OF AIRCRAFT	TOTAL DEPARTURES PERFORMED			DEPARTURES SCHEDULED
				SCHEDULED SERVICE	NON SCHEDULED SERVICE	ALL SERVICE	
ILLINOIS—Continued							
PEORIA—Continued							
(GREATER PEORIA)—Continued							
COMMUNITY TOTAL—Continued							
			B-727-100	208		208	
			B-727-200	21	7	28	
			B-767-200	1		1	
			B-737-300	322		322	
			B-737-100/200	185		185	
			F-27 SERIES	1817		1817	
			BAE-146-300	30		30	
			BAE-ATP	5		5	
			ALL TYPES	4633	7	4640	4822
QUINCY/HANNIBAL							
(QUINCY MUNI BALDWIN FIELD)	FM—FEDERAL EXPRESS	TOTAL	* C-208	2		2	
			ALL TYPES	2		2	2
ROCKFORD							
(GREATER ROCKFORD)	AA—AMERICAN AIRLINES	TOTAL	DC-9-80	3		3	
			B-727-200	2		2	
			ALL TYPES	5		5	5
	UA—UNITED AIR LINES	TOTAL	B-737-100/200	2		2	
			B-727-100	1		1	
			B-727-200	5		5	
			DC-10-10	1		1	
			DC-8-71	1	1	2	
			B-737 300	1		1	
			ALL TYPES	11	1	12	
COMMUNITY TOTAL		TOTAL	DC-9-80	3		3	
			B-727-200	7		7	
			B-737-100/200	2		2	
			B-727-100	1		1	
			DC-10-10	1		1	
			DC-8-71	1	1	2	
			B-737-300	1		1	
			ALL TYPES	16	1	17	5
SPRINGFIELD							
(CAPITAL)	TW—TRANS WORLD AIR	TOTAL	B-767-200	1		1	
			ALL TYPES	1		1	
INDIANA							
EVANSVILLE							
(EVANSVILLE DRESS REGIONAL)	EA—EASTERN AIR LINES	TOTAL	DC-9-30	1		1	
			ALL TYPES	1		1	
	FM—FEDERAL EXPRESS	TOTAL	* C-208	1		1	
			ALL TYPES	1		1	1
	NW—NORTHWEST AIRLINES	TOTAL	DC-9-40	1		1	
			ALL TYPES	1		1	
	TW—TRANS WORLD AIR	TOTAL	B-727-200	1		1	
			ALL TYPES	1		1	
	US—U S AIR	TOTAL	B-737-100/200	532		532	
			DC-9-30	1274		1274	
			DC-9-80	233		233	
			FOKKER 100	4		4	
			F-28-4000/600	1		1	
			B-737-400	59		59	
			B-737-300	2		2	
			B-727 200	59		59	
			ALL TYPES	2164		2164	2200
	VK—ZANTOP INTL AIRLINES	TOTAL	* CV-640		1	1	
			ALL TYPES		1	1	1
COMMUNITY TOTAL		TOTAL	DC-9-30	1275		1275	
			* C-208	1		1	

NOTE * = All Cargo Services

TABLE 7—Continued
Aircraft Departures Scheduled and Aircraft Departures Performed, By Community, By Air Carrier, And By Aircraft Type
12 Months Ended December 31, 1990

STATE OR U.S. AREA COMMUNITY (AIRPORT NAME)	CARRIER	OPERATION	TYPE OF AIRCRAFT	TOTAL DEPARTURES PERFORMED			DEPARTURES SCHEDULED
				SCHEDULED SERVICE	NON SCHEDULED SERVICE	ALL SERVICE	
INDIANA—Continued							
EVANSVILLE—Continued							
(EVANSVILLE DRESS REGIONAL)—Continued							
COMMUNITY TOTAL—Continued							
			DC-9-40	1		1	
			B-727-200	60		60	
			B-737-100/200	532		532	
			DC-9-80	233		233	
			FOKKER 100	4		4	
			F-28-4000/600	1		1	
			B-737-400	59		59	
			B-737-300	2		2	
			* CV-640		1	1	
			ALL TYPES	2168	1	2169	2202
FORT WAYNE							
(MUNICIPAL/BAER FIELD)	AA—AMERICAN AIRLINES	TOTAL	DC-9-80	9		9	
			B-727-100	477		477	
			B-727-200	43		43	
			ALL TYPES	529		529	556
	DL—DELTA AIR LINES	TOTAL	B-737-100/200	10		10	
			DC-9-30	355		355	
			DC-9-80	7		7	
			B-727-200	721		721	
			ALL TYPES	1093		1093	1095
	FM—FEDERAL EXPRESS	TOTAL	* B-727-100	300		300	
			* C-208	1		1	
			* BEECH 18	1		1	
			* B-727-200	2		2	
			ALL TYPES	304		304	304
	JH—AMERIJET INTERNATIONAL	TOTAL	* B-727-100		179	179	
			ALL TYPES		179	179	179
	NW—NORTHWEST AIRLINES	TOTAL	DC-9-10	1100		1100	
			DC-9-30	201		201	
			DC-9-50	21		21	
			B-727-200	2		2	
			ALL TYPES	1324		1324	1343
	UA—UNITED AIR LINES	TOTAL	B-727-200	1		1	
			ALL TYPES	1		1	
	US—U S AIR	TOTAL	B-737-100/200	3		3	
			DC-9-30	1075		1075	
			B-727-200	1		1	
			B-737-300	3		3	
			ALL TYPES	1082		1082	1095
	VK—ZANTOP INTL AIRLINES	TOTAL	* CV-640		3	3	
			* L-188A/C		2	2	
			ALL TYPES		5	5	5
	YB—TRANS CONTINENTAL	TOTAL	* CV-340/440		1	1	
			* DC-8-50F		18	18	
			ALL TYPES		19	19	
	ZW—AIR WISCONSIN	TOTAL	F-27 SERIES	1969		1969	
			BAE-146-300	1131		1131	
			BAE-ATP	215		215	
			ALL TYPES	3315		3315	3485
COMMUNITY TOTAL		TOTAL	DC-9-80	16		16	
			B-727-100	477		477	
			B 727-200	768		768	
			B 737-100/200	13		13	
			DC 9-30	1631		1631	
			* B 727 100	300	179	479	
			* C 208	1		1	

NOTE * Air Cargo Services

TABLE 7—Continued
Aircraft Departures Scheduled and Aircraft Departures Performed, By Community, By Air Carrier, And By Aircraft Type
12 Months Ended December 31, 1990

STATE OR U.S. AREA COMMUNITY (AIRPORT NAME)	CARRIER	OPERATION	TYPE OF AIRCRAFT	TOTAL DEPARTURES PERFORMED			DEPARTURES SCHEDULED
				SCHEDULED SERVICE	NON SCHEDULED SERVICE	ALL SERVICE	
INDIANA—Continued							
FORT WAYNE—Continued							
(MUNICIPAL/BAER FIELD)—Continued							
COMMUNITY TOTAL—Continued							
			* BEECH 18	1		1	
			* B-727-200	2		2	
			DC-9-10	1100		1100	
			DC-9-50	21		21	
			B-737-300	3		3	
			* CV-640		3	3	
			* L-188A/C		2	2	
			* CV-340/440		1	1	
			* DC-8-50F		18	18	
			F-27 SERIES	1969		1969	
			BAE-146-300	1131		1131	
			BAE-ATP	215		215	
			ALL TYPES	7648	203	7851	8062
GARY							
(GARY MUNI)	VK—ZANTOP INTL AIRLINES	TOTAL	* CV-640		2	2	
			ALL TYPES		2	2	2
INDIANAPOLIS							
(INDIANAPOLIS INTERNATIONAL)	AA—AMERICAN AIRLINES	TOTAL	B-757-200	2		2	
			B-767-200	3		3	
			DC-9 80	37		37	
			B-727-100	634		634	
			B-727-200	2198		2198	
			DC 10 10	5		5	
			ALL TYPES	2879		2879	2949
	CO—CONTINENTAL	TOTAL	B-737-300	668		668	
			B-737-100/200	417		417	
			B-737-200C	582		582	
			DC-9-10	42		42	
			DC-9-30	1543	3	1546	
			DC-9-80	464	3	467	
			B-727-100	23		23	
			B-727-200	559	22	581	
			A-300-X4	1	6	7	
			ALL TYPES	4299	34	4333	4345
	DL—DELTA AIR LINES	TOTAL	B-737 100/200	644		644	
			DC-9-30	1073		1073	
			DC-9-80	1125		1125	
			B-727 200	1141	2	1143	
			B-757-200		2	2	
			ALL TYPES	3983	4	3987	4002
	EA—EASTERN AIR LINES	TOTAL	DC-9 30	861		861	
			DC-9-50	535		535	
			B-727-200	41		41	
			ALL TYPES	1437		1437	1453
	FM—FEDERAL EXPRESS	TOTAL	* BEECH 1[illegible]	1198		1198	
			* C-208	573		573	
			* B-727 100	3581		3581	
			* B-727-200	910		910	
			* DC-10 10	339		339	
			* DC-10-30	251		251	
			* B 747	102		102	
			* B-747 200	112		112	
			ALL TYPES	7066		7066	7066
	NW—NORTHWEST AIRLINES	TOTAL	B 757 200	126		126	
			DC 9 10	122		122	
			DC 9 30	2057		2057	
			DC 9 40	37		37	

NOTE * All Cargo Services

TABLE 7—Continued
Aircraft Departures Scheduled and Aircraft Departures Performed, By Community, By Air Carrier, And By Aircraft Type
12 Months Ended December 31, 1990

STATE OR U.S. AREA COMMUNITY (AIRPORT NAME)	CARRIER	OPERATION	TYPE OF AIRCRAFT	TOTAL DEPARTURES PERFORMED			DEPARTURES SCHEDULED
				SCHEDULED SERVICE	NON SCHEDULED SERVICE	ALL SERVICE	
INDIANA—Continued							
INDIANAPOLIS—Continued							
(INDIANAPOLIS INTERNATIONAL)—Continued							
			DC-9-50	1455		1455	
			DC-9-80	114		114	
			B-727-100	169		169	
			B-727-200	1045		1045	
			A-320-200	1		1	
			ALL TYPES	5126		5126	5161
	PA—PAN AMERICAN	TOTAL	B-727-200	361	3	364	
			ALL TYPES	361	3	364	360
	TW—TRANS WORLD AIR	TOTAL	DC-9-30	951		951	
			DC-9-40	67		67	
			DC-9-80	588	2	590	
			B-727-100	272	5	277	
			B-727-200	610	9	619	
			DC-9-10	7		7	
			L-1011/100/20	3		3	
			B-767-200	3		3	
			ALL TYPES	2501	16	2517	2508
	TZ—AMERICAN TRANS AIR	TOTAL	B-757-200	292	226	518	
			B-727-100	147	230	377	
			L-1011/100/20	13	114	127	
			ALL TYPES	452	570	1022	284
	UA—UNITED AIR LINES	TOTAL	B-737-300	1565		1565	
			B-737-100/200	524		524	
			B-727-100	338		338	
			B-727-200	628	3	631	
			DC-8-71		2	2	
			B-757-200		1	1	
			DC-10-10		2	2	
			ALL TYPES	3055	8	3063	3051
	US—U S AIR	TOTAL	F-28-4000/600	164		164	
			FOKKER 100	381		381	
			B-737-400	1455	1	1456	
			B-737-300	5570		5570	
			B-737-100/200	3145		3145	
			DC-9-30	5251	5	5256	
			DC-9-80	1174		1174	
			B-727-200	525		525	
			ALL TYPES	17665	6	17671	17833
	VK—ZANTOP INTL AIRLINES	TOTAL	* CV-640	167	111	278	
			* L-188A/C	165	38	203	
			ALL TYPES	332	149	481	481
	WN—SOUTHWEST AIRLINES	TOTAL	B-737-500	106		106	
			B-737-300	1201	2	1203	
			B-737-100/200	2215		2215	
			ALL TYPES	3522	2	3524	3632
	YB--TRANS CONTINENTAL	TOTAL	* DC-6		1	1	
			ALL TYPES		1	1	
COMMUNITY TOTAL		TOTAL	B-757-200	420	229	649	
			B-767-200	6		6	
			DC-9-80	3502	5	3507	
			B-727-100	1583	235	1818	
			B-727-200	7108	39	7147	
			DC-10-10	5	2	7	
			B-737-300	9004	2	9006	
			B-737-100/200	6945		6945	
			B-737-200C	582		582	
			DC-9 10	171		171	
			DC-9-30	11736	8	11744	

NOTE: * All Cargo Services

TABLE 7—Continued
Aircraft Departures Scheduled and Aircraft Departures Performed, By Community, By Air Carrier, And By Aircraft Type
12 Months Ended December 31, 1990

STATE OR U.S. AREA COMMUNITY (AIRPORT NAME)	CARRIER	OPERATION	TYPE OF AIRCRAFT	TOTAL DEPARTURES PERFORMED			DEPARTURES SCHEDULED
				SCHEDULED SERVICE	NON SCHEDULED SERVICE	ALL SERVICE	
INDIANA—Continued							
INDIANAPOLIS—Continued							
(INDIANAPOLIS INTERNATIONAL)—Continued							
COMMUNITY TOTAL—Continued							
			A-300-X4	1	6	7	
			DC-9-50	1990		1990	
			* BEECH 18	1198		1198	
			* C-208	573		573	
			* B-727-100	3581		3581	
			* B-727-200	910		910	
			* DC-10-10	339		339	
			* DC-10-30	251		251	
			* B-747	102		102	
			* B-747-200	112		112	
			DC-9-40	104		104	
			A-320-200	1		1	
			L-1011/100/20	16	114	130	
			DC-8-71		2	2	
			F-28-4000/600	164		164	
			FOKKER 100	381		381	
			B-737-400	1455	1	1456	
			* CV-640	167	111	278	
			* L-188A/C	165	38	203	
			B-737-500	106		106	
			* DC-6		1	1	
			ALL TYPES	52678	793	53471	53125
KOKOMO/LOGANSPORT/PERU							
(KOKOMO MUNI)	YB—TRANS CONTINENTAL	TOTAL	* DC-6		2	2	
			* DC-8-50F		1	1	
			ALL TYPES		3	3	
SOUTH BEND							
(MICHIANA REGIONAL)	FM—FEDERAL EXPRESS	TOTAL	* B-727-100	256		256	
			* B-727-200	2		2	
			* BEECH 18	1		1	
			ALL TYPES	259		259	259
	NW—NORTHWEST AIRLINES	TOTAL	DC-9-10	1203		1203	
			DC-9-30	58		58	
			DC-9-50	85		85	
			DC-9-40	1		1	
			ALL TYPES	1347		1347	1370
	UA—UNITED AIR LINES	TOTAL	B-737-100/200	3		3	
			B-737-300	3		3	
			B-727-200	2		2	
			ALL TYPES	8		8	
	US—U S AIR	TOTAL	B-737-300	430		430	
			B-737-100/200	352		352	
			DC-9-30	242		242	
			B-727-200	111		111	
			B-737-400	59		59	
			DC-9-80	1		1	
			ALL TYPES	1195		1195	1216
	VK—ZANTOP INTL AIRLINES	TOTAL	* CV-640		1	1	
			ALL TYPES		1	1	1
	ZW—AIR WISCONSIN	TOTAL	F-27 SERIES	3429		3429	
			BAE-146-300	171		171	
			BAE-ATP	220		220	
			ALL TYPES	3820		3820	4226
COMMUNITY TOTAL		TOTAL	* B-727-100	256		256	
			* B-727-200	2		2	
			* BEECH 18	1		1	
			DC-9-10	1203		1203	

NOTE * = All Cargo Services

TABLE 7—Continued
Aircraft Departures Scheduled and Aircraft Departures Performed, By Community, By Air Carrier, And By Aircraft Type
12 Months Ended December 31, 1990

STATE OR U.S. AREA / COMMUNITY (AIRPORT NAME)	CARRIER	OPERATION	TYPE OF AIRCRAFT	TOTAL DEPARTURES PERFORMED			DEPARTURES SCHEDULED
				SCHEDULED SERVICE	NON SCHEDULED SERVICE	ALL SERVICE	
INDIANA—Continued							
SOUTH BEND—Continued							
(MICHIANA REGIONAL)—Continued							
COMMUNITY TOTAL—Continued							
			DC-9-30	300		300	
			DC-9-50	85		85	
			DC-8-40	1		1	
			B-737-100/200	355		355	
			B-737-300	433		433	
			B-727-200	113		113	
			B-737-400	59		59	
			DC-9-80	1		1	
			* CV-640		1	1	
			F-27 SERIES	3429		3429	
			BAE 146-300	171		171	
			BAE-ATP	220		220	
			ALL TYPES	6629	1	6630	7072
TERRE HAUTE							
(HULMAN FIELD)	AA—AMERICAN AIRLINES	TOTAL	DC-9-80	1		1	
			ALL TYPES	1		1	1
	KW—PACIFIC INTERSTATE	TOTAL	B 727 100	1		1	
			ALL TYPES	1		1	
COMMUNITY TOTAL		TOTAL	DC-9-80	1		1	
			B 727-100	1		1	
			ALL TYPES	2		2	1
IOWA							
CEDAR RAPIDS/IOWA CITY							
(CEDAR RAPIDS MUNI)	FM—FEDERAL EXPRESS	TOTAL	* BEECH 18	1		1	
			* C-208	498		498	
			* B-727 100	60		60	
			* B-727 200	342		342	
			ALL TYPES	901		901	901
	HP AMERICAN WEST	TOTAL	B-737 300	127		127	
			B-737 100/200	602		602	
			ALL TYPES	729		729	732
	JE -EXPRESS ONE	TOTAL	* B 727 100		85	85	
			ALL TYPES		85	85	
	NW -NORTHWEST AIRLINES	TOTAL	DC 9 10	644		644	
			DC 9-30	390		390	
			DC 9-50	13		13	
			B 727 200	2		2	
			DC-9 40	1		1	
			ALL TYPES	1050		1050	1061
	TW - TRANS WORLD AIR	TOTAL	DC 9 10	630		630	
			DC 9-30	1213	2	1215	
			DC 9 40	92		92	
			DC 9 80	1	4	5	
			B 727 100	1	9	10	
			B 727 200	1	11	12	
			ALL TYPES	1938	26	1964	2010
	UA UNITED AIR LINES	TOTAL	B 737 300	1095		1095	
			B 737 100/200	364		364	
			B 727 100	176		176	
			B 727 200	39		39	
			DC 10 10		2	2	
			ALL TYPES	1674	2	1676	1699
	ZW- AIR WISCONSIN	TOTAL	F 27 SERIES	1		1	
			BAE 146 300	1333		1333	
			BAE ATP	14		14	
			ALL TYPES	1348		1348	1407
COMMUNITY TOTAL		TOTAL	* BEECH 18	1		1	
			* C 208	498		498	

NOTE * All cargo services

TABLE 7—Continued
Aircraft Departures Scheduled and Aircraft Departures Performed, By Community, By Air Carrier, And By Aircraft Type
12 Months Ended December 31, 1990

STATE OR U.S. AREA / COMMUNITY (AIRPORT NAME)	CARRIER	OPERATION	TYPE OF AIRCRAFT	TOTAL DEPARTURES PERFORMED			DEPARTURES SCHEDULED
				SCHEDULED SERVICE	NON SCHEDULED SERVICE	ALL SERVICE	
IOWA—Continued							
CEDAR RAPIDS/IOWA CITY—Continued							
(CEDAR RAPIDS MUNI)—Continued							
COMMUNITY TOTAL—Continued							
			* B-727-100	60	85	145	
			* B-727-200	342		342	
			B-737-300	1222		1222	
			B-737-100/200	966		966	
			DC-9-10	1274		1274	
			DC-9-30	1603	2	1605	
			DC-9-50	13		13	
			B-727-200	42	11	53	
			DC-9-40	93		93	
			DC-9-80	1	4	5	
			B-727-100	177	9	186	
			DC-10-10		2	2	
			F-27 SERIES	1		1	
			BAE-148-300	1333		1333	
			BAE-ATP	14		14	
			ALL TYPES	7640	113	7753	7810
DES MOINES							
(DES MOINES MUNI)	AA—AMERICAN AIRLINES	TOTAL	DC-9-80	48		48	
			B-727-100	1117		1117	
			B-727-200	1330		1330	
			B-767-200	1		1	
			B-757-200	1		1	
			DC-10-10	3		3	
			ALL TYPES	2500		2500	2604
	FM—FEDERAL EXPRESS	TOTAL	* C-208	340		340	
			* B-727-200	58		58	
			* B-727-100	11		11	
			* BEECH 18	1		1	
			ALL TYPES	410		410	410
	HP—AMERICAN WEST	TOTAL	B-737-300	592	1	593	
			B-737-100/200	887		887	
			B-757-200	1		1	
			ALL TYPES	1480	1	1481	1482
	JE—EXPRESS ONE	TOTAL	* B-727-100		84	84	
			ALL TYPES		84	84	
	ML—MIDWAY AIRLINES	TOTAL	DC-9-15F	258		258	
			DC-9-30	1041		1041	
			DC-9-80	2		2	
			ALL TYPES	1301		1301	1359
	NW—NORTHWEST AIRLINES	TOTAL	DC-9-10	477		477	
			DC-9-30	874		874	
			DC-9-50	30		30	
			A-320-200	1		1	
			B-727-100	105		105	
			B-727-200	14		14	
			DC-9-40	17		17	
			ALL TYPES	1518		1518	1515
	TW—TRANS WORLD AIR	TOTAL	DC-9-10	318		318	
			DC-9-30	1135	1	1136	
			DC-9-40	70		70	
			DC-9-80	44	1	45	
			B-727-100	142	8	150	
			B-727-200	10	4	14	
			ALL TYPES	1719	14	1733	1734
	UA—UNITED AIR LINES	TOTAL	B-737-300	1176		1176	
			B-737-100/200	135		135	
			B-727-100	60		60	

NOTE * = All Cargo Services

TABLE 7—Continued
Aircraft Departures Scheduled and Aircraft Departures Performed, By Community, By Air Carrier, And By Aircraft Type
12 Months Ended December 31, 1990

STATE OR U.S. AREA COMMUNITY (AIRPORT NAME)	CARRIER	OPERATION	TYPE OF AIRCRAFT	TOTAL DEPARTURES PERFORMED			DEPARTURES SCHEDULED
				SCHEDULED SERVICE	NON SCHEDULED SERVICE	ALL SERVICE	
IOWA—Continued							
DES MOINES—Continued							
(DES MOINES MUNI)—Continued							
			B-727-200	1739		1739	
			DC-10-10	3	2	5	
			B-757-200	1		1	
			ALL TYPES	3114	2	3116	3151
	VK—ZANTOP INTL AIRLINES	TOTAL	* CV-640		1	1	
			ALL TYPES		1	1	1
COMMUNITY TOTAL		TOTAL	DC-9-80	94	1	95	
			B-727-100	1424	8	1432	
			B-727-200	3093	4	3097	
			B-767-200	1		1	
			B-757-200	3		3	
			DC-10-10	6	2	8	
			* C-208	340		340	
			* B-727-200	58		58	
			* B-727-100	11	84	95	
			* BEECH 18	1		1	
			B-737-300	1768	1	1769	
			B-737-100/200	1022		1022	
			DC-9-15F	258		258	
			DC-9-30	3050	1	3051	
			DC-9-10	795		795	
			DC-9-50	30		30	
			A-320-200	1		1	
			DC-9-40	87		87	
			* CV-640		1	1	
			ALL TYPES	12042	102	12144	12256
DUBUQUE							
(DUBUQUE MUNI)	FM—FEDERAL EXPRESS	TOTAL	* C-208	32		32	
			ALL TYPES	32		32	32
MASON CITY							
(MASON CITY MUNI)	FM—FEDERAL EXPRESS	TOTAL	* C-208	249		249	
			ALL TYPES	249		249	249
SIOUX CITY							
(SIOUX CITY MUNI)	FM—FEDERAL EXPRESS	TOTAL	* BEECH 18	1		1	
			ALL TYPES	1		1	1
	HP—AMERICAN WEST	TOTAL	B-737-300	250	1	251	
			B-737-100/200	504		504	
			ALL TYPES	754	1	755	756
	TW—TRANS WORLD AIR	TOTAL	DC-9-10	89		89	
			DC-9-30	604	1	605	
			DC-9-40	52		52	
			B-727-200		2	2	
			DC-9-80	1		1	
			ALL TYPES	746	3	749	757
	UA—UNITED AIR LINES	TOTAL	B-737-300	858		858	
			B-737-100/200	3		3	
			B-727-100	4		4	
			B-727-200	154		154	
			ALL TYPES	1019		1019	1029
COMMUNITY TOTAL		TOTAL	* BEECH 18	1		1	
			B-737-300	1108	1	1109	
			B-737-100/200	507		507	
			DC-9-10	89		89	
			DC-9-30	604	1	605	
			DC-9-40	52		52	
			B-727-200	154	2	156	
			DC-9-80	1		1	
			B-727-100	4		4	
			ALL TYPES	2520	4	2524	2543

NOTE * = All Cargo Services

TABLE 7—Continued
Aircraft Departures Scheduled and Aircraft Departures Performed, By Community, By Air Carrier, And By Aircraft Type
12 Months Ended December 31, 1990

STATE OR U.S. AREA / COMMUNITY (AIRPORT NAME)	CARRIER	OPERATION	TYPE OF AIRCRAFT	TOTAL DEPARTURES PERFORMED			DEPARTURES SCHEDULED
				SCHEDULED SERVICE	NON SCHEDULED SERVICE	ALL SERVICE	
IOWA—Continued							
WATERLOO							
(WATERLOO MUNI)	FM—FEDERAL EXPRESS	TOTAL	* C-208	35		35	
			ALL TYPES	35		35	35
KANSAS							
DODGE CITY							
(DODGE CITY MUNI)	FM—FEDERAL EXPRESS	TOTAL	* C-208	1		1	
			ALL TYPES	1		1	1
GARDEN CITY							
(GARDEN CITY MUNI)	FM—FEDERAL EXPRESS	TOTAL	* C-208	294		294	
			ALL TYPES	294		294	294
TOPEKA							
(FORBES AFB)	FF—TOWER AIR	TOTAL	B-747		2	2	
			ALL TYPES		2	2	2
	US—U.S. AIR	TOTAL	B-737-100/200	1		1	
			ALL TYPES	1		1	
COMMUNITY TOTAL		TOTAL	B-747		2	2	
			B-737-100/200	1		1	
			ALL TYPES	1	2	3	2
WICHITA							
(MID-CONTINENT)	AA—AMERICAN AIRLINES	TOTAL	DC-9-80	27		27	
			B-727-100	834		834	
			B-727-200	880		880	
			ALL TYPES	1741		1741	1834
	CO—CONTINENTAL	TOTAL	B-737-300	541		541	
			B-737-200C	65		65	
			DC-9-10	618		618	
			DC-9-30	175	1	176	
			DC-9-80	574	3	577	
			B-727-100	11		11	
			B-727-200	318	8	326	
			ALL TYPES	2302	12	2314	2306
	DL—DELTA AIR LINES	TOTAL	B-737-100/200	1050		1050	
			B-737-300	1		1	
			B-727-200	1		1	
			ALL TYPES	1052		1052	1072
	FM—FEDERAL EXPRESS	TOTAL	* BEECH 18	1		1	
			* C-208	302		302	
			* B-727-100	513		513	
			* B-727-200	7		7	
			ALL TYPES	823		823	823
	HP—AMERICAN WEST	TOTAL	B-737-300	1163		1163	
			B-737-100/200	695		695	
			B-757-200	1		1	
			ALL TYPES	1859		1859	1847
	JH—AMERIJET INTERNATIONAL	TOTAL	* B-727-100		5	5	
			ALL TYPES		5	5	5
	NW—NORTHWEST AIRLINES	TOTAL	DC-9-10	643		643	
			DC-9-30	365		365	
			DC-9-50	11		11	
			B-727-200	2		2	
			DC-9-40	5		5	
			ALL TYPES	1026		1026	1044
	TW—TRANS WORLD AIR	TOTAL	DC-9-10	10		10	
			DC-9-30	1080		1080	
			DC-9-40	88		88	
			DC-9-80	85		85	
			B-727-100	123	1	124	
			B-727-200	351	1	352	
			ALL TYPES	1737	2	1739	1718
	UA—UNITED AIR LINES	TOTAL	B-737-300	344		344	

NOTE * = All Cargo Services

TABLE 7—Continued
Aircraft Departures Scheduled and Aircraft Departures Performed, By Community, By Air Carrier, And By Aircraft Type
12 Months Ended December 31, 1990

STATE OR U.S. AREA COMMUNITY (AIRPORT NAME)	CARRIER	OPERATION	TYPE OF AIRCRAFT	TOTAL DEPARTURES PERFORMED			DEPARTURES SCHEDULED
				SCHEDULED SERVICE	NON SCHEDULED SERVICE	ALL SERVICE	
KANSAS—Continued							
WICHITA—Continued							
(MID-CONTINENT)—Continued							
			B-737-100/200	875		875	
			B-727-100	752		752	
			B-727-200	167		167	
			ALL TYPES	2138		2138	2166
	US—U.S. AIR	TOTAL	B-737-300	277		277	
			DC-9-30	90		90	
			DC-9-80	59		59	
			B-737-100/200	648		648	
			B-727-200	1		1	
			ALL TYPES	1075		1075	1086
AIRPORT TOTAL		TOTAL	DC-9-80	745	3	748	
			B-727-100	1720	1	1721	
			B-727-200	1720	9	1729	
			B-737-300	2326		2326	
			B-737-200C	65		65	
			DC-9-10	1271		1271	
			DC-9-30	1710	1	1711	
			B-737-100/200	3268		3268	
			* BEECH 18	1		1	
			* C-208	302		302	
			* B-727-100	513	5	518	
			* B-727-200	7		7	
			B-757-200	1		1	
			DC-9-50	11		11	
			DC-9-40	93		93	
			ALL TYPES	13753	19	13772	13901
(MCCONNELL AFB)	VK—ZANTOP INTL AIRLINES	TOTAL	* L-188A/C		1	1	
			ALL TYPES		1	1	1
COMMUNITY TOTAL BY CARRIER	AA—AMERICAN AIRLINES	TOTAL	DC-9-80	27		27	
			B-727-100	834		834	
			B-727-200	880		880	
			ALL TYPES	1741		1741	1834
	CO—CONTINENTAL	TOTAL	B-737-300	541		541	
			B-737-200C	65		65	
			DC-9-10	618		618	
			DC-9-30	175	1	176	
			DC-9-80	574	3	577	
			B-727-100	11		11	
			B-727-200	318	8	326	
			ALL TYPES	2302	12	2314	2306
	DL—DELTA AIR LINES	TOTAL	B-737-300	1		1	
			B-737-100/200	1050		1050	
			B-727-200	1		1	
			ALL TYPES	1052		1052	1072
	FM—FEDERAL EXPRESS	TOTAL	* BEECH 18	1		1	
			* C-208	302		302	
			* B-727-100	513		513	
			* B-727-200	7		7	
			ALL TYPES	823		823	823
	HP—AMERICAN WEST	TOTAL	B-737-300	1163		1163	
			B-737-100/200	695		695	
			B-757-200	1		1	
			ALL TYPES	1859		1859	1847
	JH—AMERIJET INTERNATIONAL	TOTAL	* B-727-100		5	5	
			ALL TYPES		5	5	5
	NW—NORTHWEST AIRLINES	TOTAL	DC-9-10	643		643	
			DC 9-30	365		365	
			DC-9-40	5		5	

NOTE * = All Cargo Services

TABLE 7—Continued
Aircraft Departures Scheduled and Aircraft Departures Performed, By Community, By Air Carrier, And By Aircraft Type
12 Months Ended December 31, 1990

STATE OR U.S. AREA / COMMUNITY / (AIRPORT NAME)	CARRIER	OPERATION	TYPE OF AIRCRAFT	TOTAL DEPARTURES PERFORMED			DEPARTURES SCHEDULED
				SCHEDULED SERVICE	NON SCHEDULED SERVICE	ALL SERVICE	
KANSAS—Continued							
WICHITA—Continued							
(MCCONNELL AFB)—Continued							
COMMUNITY TOTAL BY CARRIER—Continued							
			DC-9-50	11		11	
			B-727-200	2		2	
			ALL TYPES	1026		1026	1044
	TW—TRANS WORLD AIR	TOTAL	DC-9 10	10		10	
			DC-9-30	1060		1060	
			DC-9-40	88		88	
			DC-9-80	85		85	
			B-727-100	123	1	124	
			B-727-200	351	1	352	
			ALL TYPES	1737	2	1739	1718
	UA—UNITED AIR LINES	TOTAL	B-737-300	344		344	
			B-737-100/200	875		875	
			B-727-100	752		752	
			B-727-200	167		167	
			ALL TYPES	2138		2138	2166
	US—U S AIR	TOTAL	B-737-300	277		277	
			B-737-100/200	648		648	
			DC-9-30	90		90	
			DC-9-80	59		59	
			B-727-200	1		1	
			ALL TYPES	1075		1075	1086
	VK—ZANTOP INTL AIRLINES	TOTAL	* L-188A/C		1	1	
			ALL TYPES		1	1	1
COMMUNITY TOTAL		TOTAL	DC-9-80	745	3	748	
			B-727-100	1720	1	1721	
			B-727-200	1720	9	1729	
			B-737-300	2326		2326	
			B-737-200C	65		65	
			DC-9-10	1271		1271	
			DC-9-30	1710	1	1711	
			B-737-100/200	3268		3268	
			* BEECH 18	1		1	
			* C-208	302		302	
			* B-727-100	513	5	518	
			* B-727-200	7		7	
			B-757-200	1		1	
			DC-9-50	11		11	
			DC-9-40	93		93	
			* L-188A/C		1	1	
			ALL TYPES	13753	20	13773	13902
KENTUCKY							
BOWLING GREEN							
(BOWLING GREEN-WARREN COUNTY)	FM—FEDERAL EXPRESS	TOTAL	* BEECH 18	1		1	
			* C-208	507		507	
			ALL TYPES	508		508	508
HOPKINSVILLE							
(HOPKINSVILLE)	FF—TOWER AIR	TOTAL	B-747		3	3	
			ALL TYPES		3	3	3
	VK—ZANTOP INTL AIRLINES	TOTAL	* L-188A/C		1	1	
			ALL TYPES		1	1	1
COMMUNITY TOTAL		TOTAL	B-747		3	3	
			* L-188A/C		1	1	
			ALL TYPES		4	4	4
LEXINGTON/FRANKFORT							
(BLUE GRASS)	DL—DELTA AIR LINES	TOTAL	B-737-100/200	1203		1203	
			DC-9-30	703	2	705	

NOTE * - All Cargo Services

TABLE 7—Continued
Aircraft Departures Scheduled and Aircraft Departures Performed, By Community, By Air Carrier, And By Aircraft Type
12 Months Ended December 31, 1990

STATE OR U.S. AREA / COMMUNITY (AIRPORT NAME)	CARRIER	OPERATION	TYPE OF AIRCRAFT	TOTAL DEPARTURES PERFORMED			DEPARTURES SCHEDULED
				SCHEDULED SERVICE	NON SCHEDULED SERVICE	ALL SERVICE	
KENTUCKY—Continued							
LEXINGTON/FRANKFORT—Continued							
(BLUE GRASS)—Continued							
			DC-9-80	1361		1361	
			B-727-200	318	12	330	
			ALL TYPES	3585	14	3599	3605
	FM—FEDERAL EXPRESS	TOTAL	* B-727-100	1		1	
			* BEECH 18	1		1	
			ALL TYPES	2		2	2
	US—U.S. AIR	TOTAL	F-28-4000/600	1017		1017	
			B-737-400	1		1	
			B-737-100/200	621		621	
			DC-9-30	463		463	
			DC-9-80	4		4	
			FOKKER 100	30		30	
			B-737-300	5		5	
			B-727-200	1		1	
			ALL TYPES	2142		2142	2166
	ZW—AIR WISCONSIN	TOTAL	BAE-146-300	2068		2068	
			ALL TYPES	2068		2068	2140
COMMUNITY TOTAL		TOTAL	B-737-100/200	1824		1824	
			DC-9-30	1166	2	1168	
			DC-9-80	1365		1365	
			B-727-200	319	12	331	
			* B-727-100	1		1	
			* BEECH 18	1		1	
			F-28-4000/600	1017		1017	
			B-737-400	1		1	
			FOKKER 100	30		30	
			B-737-300	5		5	
			BAE-146-300	2068		2068	
			ALL TYPES	7797	14	7811	7913
LONDON/CORBIN							
(CORBIN-LONDON WAR MEMORIAL)	FM—FEDERAL EXPRESS	TOTAL	* BEECH 18	237		237	
			ALL TYPES	237		237	237
LOUISVILLE							
(STANDIFORD FIELD)	AA—AMERICAN AIRLINES	TOTAL	DC-9-80	12		12	
			B-727-100	448		448	
			B-727-200	842		842	
			ALL TYPES	1302		1302	1348
	CO—CONTINENTAL	TOTAL	B-737-100/200	10		10	
			B-737-200C	16		16	
			DC-9-30	617	2	619	
			DC-9-80	3		3	
			B-727-200		3	3	
			DC-9-10	3		3	
			ALL TYPES	649	5	654	653
	DL—DELTA AIR LINES	TOTAL	B-737-100/200	751		751	
			B-757-200	5		5	
			DC-9-30	1237		1237	
			DC-9-80	1575		1573	
			B-727-200	2093		2093	
			B-767-300	2		2	
			ALL TYPES	5661		5661	5691
	EA—EASTERN AIR LINES	TOTAL	B-757-200	1		1	
			DC-9-30	1237		1237	
			DC-9-50	145		145	
			B-727-200	4		4	
			L-1011/100/20		8	8	
			ALL TYPES	1387	8	1395	1398
	FM—FEDERAL EXPRESS	TOTAL	* BEECH 18	518		518	
			* C-208	4		4	

NOTE * - All Cargo Services

TABLE 7—Continued
Aircraft Departures Scheduled and Aircraft Departures Performed, By Community, By Air Carrier, And By Aircraft Type
12 Months Ended December 31, 1990

STATE OR U.S. AREA COMMUNITY (AIRPORT NAME)	CARRIER	OPERATION	TYPE OF AIRCRAFT	TOTAL DEPARTURES PERFORMED			DEPARTURES SCHEDULED
				SCHEDULED SERVICE	NON SCHEDULED SERVICE	ALL SERVICE	
KENTUCKY—Continued							
LOUISVILLE—Continued							
(STANDIFORD FIELD)—Continued							
			* B-727-100	514		514	
			* B-727-200	3		3	
			* B-747		15	15	
			ALL TYPES	1039	15	1054	1039
	JW—ARROW AIR	TOTAL	* DC-8-62		9	9	
			ALL TYPES		9	9	
	NW—NORTHWEST AIRLINES	TOTAL	DC-9-10	754		754	
			DC-9-30	1191		1191	
			DC-9-40	11		11	
			DC-9-50	497		497	
			B-727-200	2		2	
			B-747		2	2	
			ALL TYPES	2455	2	2457	2473
	TW—TRANS WORLD AIR	TOTAL	DC-9-10	147		147	
			DC-9-30	1047	2	1049	
			DC-9-40	83		83	
			DC-9-80	32	5	37	
			B-727-100	220	4	224	
			B-727-200	417	13	430	
			L-1011/100/20		1	1	
			ALL TYPES	1946	25	1971	1965
	UA—UNITED AIR LINES	TOTAL	B-737-300	432		432	
			B-737-100/200	665		665	
			B-727-100	231		231	
			B-727-200	129		129	
			ALL TYPES	1457		1457	1470
	US—U.S. AIR	TOTAL	F-28-4000/600	883		883	
			FOKKER 100	83		83	
			B-737-400	293		293	
			B-737-300	471		471	
			B-737-100/200	1583		1583	
			DC-9-30	2163		2163	
			DC-9-80	279		279	
			B-727-200	91		91	
			ALL TYPES	5846		5846	5900
	VK—ZANTOP INTL AIRLINES	TOTAL	* CV-640		3	3	
			* L-188A/C		3	3	
			ALL TYPES		6	6	6
	5X—UNITED PARCEL SERVICE	TOTAL	* DC-8-73	1		1	
			ALL TYPES	1		1	1
COMMUNITY TOTAL		TOTAL	DC-9-80	1899	5	1904	
			B-727-100	899	4	903	
			B-727-200	3578	16	3594	
			B-737-100/200	3009		3009	
			B-737-200C	16		16	
			DC-9-30	7492	4	7496	
			DC-9-10	904		904	
			B-757-200	6		6	
			B-767-300	2		2	
			DC-9-50	642		642	
			L-1011/100/20		9	9	
			* BEECH 18	518		518	
			* C-208	4		4	
			* B-727-100	514		514	
			* B-727-200	3		3	
			* B-747		15	15	
			* DC-8-62		9	9	
			DC-9-40	94		94	

NOTE * = All Cargo Services

TABLE 7—Continued
Aircraft Departures Scheduled and Aircraft Departures Performed, By Community, By Air Carrier, And By Aircraft Type
12 Months Ended December 31, 1990

STATE OR U.S. AREA / COMMUNITY (AIRPORT NAME)	CARRIER	OPERATION	TYPE OF AIRCRAFT	TOTAL DEPARTURES PERFORMED			DEPARTURES SCHEDULED
				SCHEDULED SERVICE	NON SCHEDULED SERVICE	ALL SERVICE	
KENTUCKY—Continued							
LOUISVILLE—Continued							
(STANDIFORD FIELD)—Continued							
COMMUNITY TOTAL—Continued							
			B-747		2	2	
			B-737-300	903		903	
			F-28-4000/600	883		883	
			FOKKER 100	83		83	
			B-737-400	293		293	
			* CV-640		3	3	
			* L-188A/C		3	3	
			* DC-8-73	1		1	
			ALL TYPES	21743	70	21813	21944
SOMERSET							
(PULASKI COUNTY)	FM—FEDERAL EXPRESS	TOTAL	* BEECH 18	16		16	
			ALL TYPES	16		16	16
LOUISIANA							
BATON ROUGE							
(RYAN)	AA—AMERICAN AIRLINES	TOTAL	DC-9-80	593	2	595	
			B-727-100	688		688	
			B-727-200	1112	2	1114	
			ALL TYPES	2393	4	2397	2455
	CO—CONTINENTAL	TOTAL	B-737-300	12		12	
			DC-9-10	499		499	
			DC-9-30	574		574	
			DC-9-80	4	6	10	
			B-727-200	9	4	13	
			B-727-100	5		5	
			B-737-200C	1		1	
			ALL TYPES	1104	10	1114	1117
	DL—DELTA AIR LINES	TOTAL	B-737-100/200	472		472	
			DC-9-30	1209		1209	
			DC-9-80	1992		1992	
			B-727-200	598	9	607	
			B-757-200		3	3	
			ALL TYPES	4271	12	4283	4309
	FM—FEDERAL EXPRESS	TOTAL	* BEECH 18	1		1	
			ALL TYPES	1		1	1
	NW—NORTHWEST AIRLINES	TOTAL	DC-9-10	832		832	
			DC-9-30	192		192	
			DC-9-50	7		7	
			DC-9-40	2		2	
			B-727-200	3		3	
			ALL TYPES	1036		1036	1039
	UA—UNITED AIR LINES	TOTAL	B-737-300	1		1	
			B-737-100/200	2		2	
			B-727-200	2		2	
			ALL TYPES	5		5	
	US—U S AIR	TOTAL	FOKKER 100	1		1	
			ALL TYPES	1		1	
COMMUNITY TOTAL		TOTAL	DC-9-80	2589	8	2597	
			B-727-100	693		693	
			B-727-200	1724	15	1739	
			B-737-300	13		13	
			DC-9-10	1331		1331	
			DC-9-30	1975		1975	
			B-737-200C	1		1	
			B-737-100/200	474		474	
			B-757-200		3	3	
			* BEECH 18	1		1	
			DC-9-50	7		7	
			DC-9-40	2		2	

NOTE * - Air Cargo Services

TABLE 7—Continued
Aircraft Departures Scheduled and Aircraft Departures Performed, By Community, By Air Carrier, And By Aircraft Type
12 Months Ended December 31, 1920

STATE OR U.S. AREA / COMMUNITY / (AIRPORT NAME)	CARRIER	OPERATION	TYPE OF AIRCRAFT	TOTAL DEPARTURES PERFORMED			DEPARTURES SCHEDULED
				SCHEDULED SERVICE	NON SCHEDULED SERVICE	ALL SERVICE	
LOUISIANA—Continued							
BATON ROUGE—Continued							
(RYAN)—Continued							
COMMUNITY TOTAL—Continued							
			FOKKER 100	1		1	
			ALL TYPES	8811	26	8837	6921
LAFAYETTE							
(LAFAYETTE)	CO—CONTINENTAL	TOTAL	B-737-300	17		17	
			B-737-200C		1	1	
			DC-9-10	484		484	
			DC-9-30	646	1	647	
			DC-9-80	9	2	11	
			B-727-100	7		7	
			B-727-200	22	6	28	
			ALL TYPES	1185	10	1195	1183
	FM—FEDERAL EXPRESS	TOTAL	* BEECH 18	2		2	
			ALL TYPES	2		2	2
COMMUNITY TOTAL		TOTAL	B-737-300	17		17	
			B-737-200C		1	1	
			DC-9-10	484		484	
			DC-9-30	646	1	647	
			DC-9-80	9	2	11	
			B-727-100	7		7	
			B-727-200	22	6	28	
			* BEECH 18	2		2	
			ALL TYPES	1187	10	1197	1185
MONROE							
(MONROE MUNI)	DL—DELTA AIR LINES	TOTAL	B-737-100/200	713		713	
			DC-9-30	316	1	317	
			DC-9-80	1464		1464	
			B-727-200	33		33	
			ALL TYPES	2526	1	2527	2541
NEW ORLEANS							
(INTERNATIONAL/MOISANT FIELD)	AA—AMERICAN AIRLINES	TOTAL	B-767-200	4		4	
			B-767-300	1		1	
			DC-9-80	2180		2180	
			B-727-100	613		613	
			B-727-200	2065	2	2067	
			DC-10-10	489	2	491	
			DC-10-30	39		39	
			B-757-200	7		7	
			ALL TYPES	5398	4	5402	5530
	CO—CONTINENTAL	TOTAL	B-737-300	2927	1	2928	
			B-737-200C	11	1	12	
			DC-9-10	29		29	
			DC-9-30	967	2	969	
			DC-9-80	1296	3	1299	
			A-300-X4	7	6	13	
			B-727-100	333		333	
			B-727-200	2867	36	2903	
			B-737-100/200	1		1	
			ALL TYPES	8438	49	8487	8533
	DL—DELTA AIR LINES	TOTAL	B-737-100/200	949		949	
			B-757-200	3164	3	3167	
			B-767-200	182		182	
			B-767-300	542	2	544	
			DC-9-30	113		113	
			DC-9-80	155		155	
			B-727-200	3261	12	3273	
			L-1011/100/20	4	2	6	
			ALL TYPES	8370	19	8389	8410
	EA—EASTERN AIR LINES	TOTAL	B-757-200	84	2	86	

NOTE * = All Cargo Services

TABLE 7—Continued
Aircraft Departures Scheduled and Aircraft Departures Performed, By Community, By Air Carrier, And By Aircraft Type
12 Months Ended Decemb 31, 1990

STATE OR U.S. AREA COMMUNITY (AIRPORT NAME)	CARRIER	OPERATION	TYPE OF AIRCRAFT	TOTAL DEPARTURES PERFORMED			DEPARTURES SCHEDULED
				SCHEDULED SERVICE	NON SCHEDULED SERVICE	ALL SERVICE	
LOUISIANA—Continued							
NEW ORLEANS—Continued							
(INTERNATIONAL/MOISANT FIELD)—Continued							
			DC-9-30 ..	828	1	829	
			DC-9-50 . ..	948		948	
			A-300-X4		1	1	
			B-727-200	919		919	
			ALL TYPES	2779	4	2783	2618
	FM—FEDERAL EXPRESS	TOTAL	* BEECH 18. .	253		253	
			* C-208	3		3	
			* B-727-100	258		258	
			* B-727-200	249		249	
			B-747-200		1	1	
			ALL TYPES.....	763	1	764	763
	JH—AMERIJET INTERNATIONAL .	TOTAL	* B-727-100		22	22	
			ALL TYPES.		22	22	22
	KW—PACIFIC INTERSTATE.	TOTAL .	B-737-100/200	50		50	
			B-727-100	10		10	
			B-727-200	19		19	
			ALL TYPES	79		79	77
	ML—MIDWAY AIRLINES .	TOTAL ...	B-737-100/200	3		3	
			DC-9-15F...	91		91	
			DC-9-30	965		965	
			DC-9-80	4		4	
			ALL TYPES	1063		1063	1083
	NW—NORTHWEST AIRLINES	TOTAL	B-757-200	1		1	
			DC-9-10	285		285	
			DC-9-30	286		286	
			DC-9-40	6		6	
			DC-9-50	270	1	271	
			B-727-100	66		66	
			B-727-200	932	1	933	
			DC 9-80	1		1	
			ALL TYPES	1847	2	1849	1873
	PA—PAN AMERICAN	TOTAL	B-727-200	2072	5	2077	
			B-747 .		1	1	
			ALL TYPES	2072	6	2078	2059
	TW—TRANS WORLD AIR	TOTAL	DC-9-10	10		10	
			DC-9-30	720		720	
			DC-9-40	52		52	
			DC-9-80	409		409	
			B-727-100 .	6		6	
			B-727-200	966	3	969	
			ALL TYPES. .	2163	3	2166	2185
	UA—UNITED AIR LINES	TOTAL	B-737-300	1845	2	1847	
			B 737-100/200.	1468		1468	
			B-767-200	1	4	5	
			B-727-100	236		236	
			B-727-200	648	1	649	
			DC-10-10 ..		7	7	
			DC-8-71		1	1	
			B-737-500	21		21	
			ALL TYPES	4219	15	4234	4276
	US—U S AIR	TOTAL	FOKKER 100	1353	1	1354	
			B 737 400	196		196	
			B-737-100/200	1051		1051	
			DC 9-30	47	1	48	
			DC-9 80	292		292	
			B 727 200	269		269	
			F 28-4000/600	2		2	
			B 737 300	104	1	105	

NOTE * Air Cargo Services

TABLE 7—Continued
Aircraft Departures Scheduled and Aircraft Departures Performed, By Community, By Air Carrier, And By Aircraft Type
12 Months Ended December 31, 1990

STATE OR U.S. AREA COMMUNITY (AIRPORT NAME)	CARRIER	OPERATION	TYPE OF AIRCRAFT	TOTAL DEPARTURES PERFORMED			DEPARTURES SCHEDULED
				SCHEDULED SERVICE	NON SCHEDULED SERVICE	ALL SERVICE	
LOUISIANA—Continued							
NEW ORLEANS—Continued							
(INTERNATIONAL/MOISANT FIELD)—Continued							
			ALL TYPES	3314	3	3317	3342
	WN—SOUTHWEST AIRLINES	TOTAL	B-737-500	385	1	386	
			B-737-300	4211	4	4215	
			B-737-100/200	3886	1	3887	
			ALL TYPES	8482	6	8488	8635
AIRPORT TOTAL		TOTAL	B-767-200	187	4	191	
			B-767-300	543	2	545	
			DC-9 80	4337	3	4340	
			B-727-100	1264		1264	
			B-727-200	14018	60	14078	
			DC-10-10	489	9	498	
			DC-10-30	39		39	
			B-757-200	3256	5	3261	
			B-737-300	9087	8	9095	
			B-737-200C	11	1	12	
			DC 9-10	324		324	
			DC-9-30	3926	4	3930	
			A-300-X4	7	7	14	
			B-737-100/200	7408	1	7409	
			L-1011/100/20	4	2	6	
			DC-9-50	1218	1	1219	
			* BEECH 18	253		253	
			* C-208	3		3	
			* B-727-100	258	22	280	
			* B-727-200	249		249	
			B-747-200		1	1	
			DC-9-15F	91		91	
			DC-9-40	58		58	
			B-747		1	1	
			DC-8-71		1	1	
			B-737-500	406	1	407	
			FOKKER 100	1353	1	1354	
			B-737-400	196		196	
			F-28-4000/600	2		2	
			ALL TYPES	48987	134	49121	49606
(LAKEFRONT)	FM—FEDERAL EXPRESS	TOTAL	* BEECH 18	1		1	
			ALL TYPES	1		1	1
COMMUNITY TOTAL BY CARRIER	AA—AMERICAN AIRLINES	TOTAL	B-757-200	7		7	
			B-767-200	4		4	
			B-767-300	1		1	
			DC-9-80	2180		2180	
			B-727-100	613		613	
			B-727-200	2065	2	2067	
			DC-10-10	489	2	491	
			DC-10-30	39		39	
			ALL TYPES	5398	4	5402	5530
	CO—CONTINENTAL	TOTAL	B-737-300	2927	1	2928	
			B-737-100/200	1		1	
			B-737-200C	11	1	12	
			DC-9-10	29		29	
			DC-9-30	967	2	969	
			DC-9-80	1296	3	1299	
			A-300-X4	7	6	13	
			B 727-100	333		333	
			B-727-200	2867	36	2903	
			ALL TYPES	8438	49	8487	8533
	DL—DELTA AIR LINES	TOTAL	B-737-100/200	949		949	
			B-757-200	3164	3	3167	

NOTE * All Cargo Services

TABLE 7—Continued
Aircraft Departures Scheduled and Aircraft Departures Performed, By Community, By Air Carrier, And By Aircraft Type
12 Months Ended December 31, 1990

STATE OR U.S. AREA COMMUNITY (AIRPORT NAME)	CARRIER	OPERATION	TYPE OF AIRCRAFT	TOTAL DEPARTURES PERFORMED			DEPARTURES SCHEDULED
				SCHEDULED SERVICE	NON SCHEDULED SERVICE	ALL SERVICE	
LOUISIANA—Continued							
NEW ORLEANS—Continued							
(LAKEFRONT)—Continued							
COMMUNITY TOTAL BY CARRIER—Continued							
			B-767-200	182		182	
			B-767-300	542	2	544	
			DC-9-30	113		113	
			DC-9-80	155		155	
			B-727-200	3261	12	3273	
			L-1011/100/20	4	2	6	
			ALL TYPES	8370	19	8389	8410
	EA—EASTERN AIR LINES	TOTAL	B-757-200	84	2	86	
			DC-9-30	828	1	829	
			DC-9-50	948		948	
			A-300-X4		1	1	
			B-727-200	919		919	
			ALL TYPES	2779	4	2783	2818
	FM—FEDERAL EXPRESS	TOTAL	* BEECH 18	254		254	
			* C-208	3		3	
			* B-727-100	258		258	
			* B-727-200	249		249	
			B-747 200		1	1	
			ALL TYPES	764	1	765	764
	JH—AMERIJET INTERNATIONAL	TOTAL	* B-727-100		22	22	
			ALL TYPES		22	22	22
	KW—PACIFIC INTERSTATE	TOTAL	B-737-100/200	50		50	
			B-727-100	10		10	
			B-727-200	19		19	
			ALL TYPES	79		79	77
	ML—MIDWAY AIRLINES	TOTAL	B-737-100/200	3		3	
			DC-9-15F	91		91	
			DC-9-30	965		965	
			DC-9-80	4		4	
			ALL TYPES	1063		1063	1083
	NW—NORTHWEST AIRLINES	TOTAL	B-757-200	1		1	
			DC-9-10	285		285	
			DC-9-30	286		286	
			DC-9-40	6		6	
			DC-9-50	270	1	271	
			DC-9-80	1		1	
			B-727-100	66		66	
			B-727-200	932	1	933	
			ALL TYPES	1847	2	1849	1873
	PA—PAN AMERICAN	TOTAL	B-727-200	2072	5	2077	
			B-747		1	1	
			ALL TYPES	2072	6	2078	2059
	TW—TRANS WORLD AIR	TOTAL	DC-9-10	10		10	
			DC-9-30	720		720	
			DC-9-40	52		52	
			DC-9-80	409		409	
			B-727-100	6		6	
			B-727-200	966	3	969	
			ALL TYPES	2163	3	2166	2185
	UA—UNITED AIR LINES	TOTAL	B-737-500	21		21	
			B-737-300	1845	2	1847	
			B-737-100/200	1468		1468	
			B-767-200	1	4	5	
			B-727-100	236		236	
			B-727-200	648	1	649	
			DC-10-10		7	7	
			DC-8-71		1	1	

NOTE * - All Cargo Services

TABLE 7—Continued
Aircraft Departures Scheduled and Aircraft Departures Performed, By Community, By Air Carrier, And By Aircraft Type
12 Months Ended December 31, 1990

STATE OR U.S. AREA COMMUNITY (AIRPORT NAME)	CARRIER	OPERATION	TYPE OF AIRCRAFT	TOTAL DEPARTURES PERFORMED			DEPARTURES SCHEDULED
				SCHEDULED SERVICE	NON SCHEDULED SERVICE	ALL SERVICE	
LOUISIANA—Continued							
NEW ORLEANS—Continued							
(LAKEFRONT)—Continued							
COMMUNITY TOTAL BY CARRIER—Continued							
			ALL TYPES	4219	15	4234	4276
	US—U.S. AIR	TOTAL	F-28-4000/600	2		2	
			FOKKER 100	1353	1	1354	
			B-737-400	196		196	
			B-737-300	104	1	105	
			B-737-100/200	1051		1051	
			DC-9-30	47	1	48	
			DC-9-80	292		292	
			B-727-200	269		269	
			ALL TYPES	3314	3	3317	3342
	WN—SOUTHWEST AIRLINES	TOTAL	B-737-500	385	1	386	
			B-737-300	4211	4	4215	
			B-737-100/200	3886	1	3887	
			ALL TYPES	8482	6	8488	8635
COMMUNITY TOTAL		TOTAL	B-767-200	187	4	191	
			B-767-300	543	2	545	
			DC-9-80	4337	3	4340	
			B-727-100	1264		1264	
			B-727-200	14018	60	14078	
			DC-10-10	489	9	498	
			DC-10-30	39		39	
			B-757-200	3256	5	3261	
			B-737-300	9087	8	9095	
			B-737-200C	11	1	12	
			DC-9-10	324		324	
			DC-9-30	3926	4	3930	
			A-300-X4	7	7	14	
			B-737-100/200	7408	1	7409	
			L-1011/100/20	4	2	6	
			DC-9-50	1218	1	1219	
			* BEECH 18	254		254	
			* C-208	3		3	
			* B-727-100	258	22	280	
			* B-727-200	249		249	
			B-747-200		1	1	
			DC-9-15F	91		91	
			DC-9-40	58		58	
			B-747		1	1	
			DC-8-71		1	1	
			B-737-500	406	1	407	
			FOKKER 100	1353	1	1354	
			B-737-400	196		196	
			F-28-4000/600	2		2	
			ALL TYPES	48988	134	49122	49607
SHREVEPORT							
(SHREVEPORT REGIONAL)	AA—AMERICAN AIRLINES	TOTAL	B-757-200	1		1	
			B-767-300	3		3	
			DC-9-80	44		44	
			B-727-100	662		662	
			B-727-200	1017		1017	
			DC-10-10	10		10	
			DC-10-30	1		1	
			ALL TYPES	1738		1738	1802
	CO—CONTINENTAL	TOTAL	B-737-300	2		2	
			DC-9-30	68		68	
			DC-9-80	1	1	2	
			B-727-200	1	2	3	

NOTE * All Cargo Services

TABLE 7—Continued
Aircraft Departures Scheduled and Aircraft Departures Performed, By Community, By Air Carrier, And By Aircraft Type
12 Months Ended December 31, 1990

STATE OR U.S. AREA COMMUNITY (AIRPORT NAME)	CARRIER	OPERATION	TYPE OF AIRCRAFT	TOTAL DEPARTURES PERFORMED			DEPARTURES SCHEDULED
				SCHEDULED SERVICE	NON SCHEDULED SERVICE	ALL SERVICE	
LOUISIANA—Continued							
SHREVEPORT—Continued							
(SHREVEPORT REGIONAL)—Continued							
			DC-9-10	2		2	
			ALL TYPES	74	3	77	75
	DL—DELTA AIR LINES	TOTAL	B-737-100/200	548		548	
			B-757-200	3		3	
			DC-9-30	655		655	
			DC-9-80	1960		1960	
			B-727-200	1158		1158	
			B-737-300	1		1	
			B-767-200	1		1	
			L-1011/100/20	3		3	
			ALL TYPES	4329		4329	4353
	FM—FEDERAL EXPRESS	TOTAL	* BEECH 18	4		4	
			* B-727-100	493		493	
			* B-727-200	22		22	
			ALL TYPES	519		519	519
	JE EXPRESS ONE	TOTAL	* B-727-100		113	113	
			ALL TYPES		113	113	
	NW—NORTHWEST AIRLINES	TOTAL	DC-9-10	837		837	
			DC-9-30	36		36	
			DC-9-50	4		4	
			DC-9-40	1		1	
			ALL TYPES	878		878	889
	TW—TRANS WORLD AIR	TOTAL	DC-9-30	1		1	
			ALL TYPES	1		1	
	VK—ZANTOP INTL AIRLINES	TOTAL	* L-188A/C		1	1	
			ALL TYPES		1	1	1
AIRPORT TOTAL		TOTAL	B-757-200	4		4	
			B-767-300	3		3	
			DC-9-80	2005	1	2006	
			B-727-100	662		662	
			B-727-200	2176	2	2178	
			DC-10-10	10		10	
			DC-10-30	1		1	
			B-737-300	3		3	
			DC-9-30	760		760	
			DC-9-10	839		839	
			B-737-100/200	548		548	
			B-767-200	1		1	
			L-1011/100/20	3		3	
			* BEECH 18	4		4	
			* B-727-100	493	113	606	
			* B-727-200	22		22	
			DC-9-50	4		4	
			DC-9-40	1		1	
			* L-188A/C		1	1	
			ALL TYPES	7539	117	7656	7639
(BARKSDALE AFB)	VK—ZANTOP INTL AIRLINES	TOTAL	* L-188A/C		289	289	
			ALL TYPES		289	289	289
COMMUNITY TOTAL BY CARRIER	AA—AMERICAN AIRLINES	TOTAL	B-757-200	1		1	
			B-767-300	3		3	
			DC-9-80	44		44	
			B-727-100	662		662	
			B-727-200	1017		1017	
			DC-10-10	10		10	
			DC-10-30	1		1	
			ALL TYPES	1738		1738	1602
	CO—CONTINENTAL	TOTAL	B-737-300	2		2	
			DC-9-10	2		2	

NOTE * - All Cargo Services

TABLE 7—Continued
Aircraft Departures Scheduled and Aircraft Departures Performed, By Community, By Air Carrier, And By Aircraft Type
12 Months Ended December 31, 1990

STATE OR U.S. AREA / COMMUNITY (AIRPORT NAME)	CARRIER	OPERATION	TYPE OF AIRCRAFT	TOTAL DEPARTURES PERFORMED			DEPARTURES SCHEDULED
				SCHEDULED SERVICE	NON SCHEDULED SERVICE	ALL SERVICE	
LOUISIANA—Continued							
SHREVEPORT—Continued							
(BARKSDALE AFB)—Continued							
COMMUNITY TOTAL BY CARRIER—Continued							
			DC-9-30	68		68	
			DC-9-80	1	1	2	
			B-727-200	1	2	3	
			ALL TYPES	74	3	77	75
	DL—DELTA AIR LINES	TOTAL	B-737-300	1		1	
			B-737-100/200	548		548	
			B-757-200	3		3	
			B-767-200	1		1	
			DC-9-30	655		655	
			DC-9-80	1960		1960	
			B-727-200	1158		1158	
			L-1011/100/20	3		3	
			ALL TYPES	4329		4329	4353
	FM—FEDERAL EXPRESS	TOTAL	* BEECH 18	4		4	
			* B-727-100	493		493	
			* B-727-200	22		22	
			ALL TYPES	519		519	519
	JE--EXPRESS ONE	TOTAL	* B-727-100		113	113	
			ALL TYPES		113	113	
	NW—NORTHWEST AIRLINES	TOTAL	DC-9-10	837		837	
			DC-9-30	36		36	
			DC-9-40	1		1	
			DC-9-50	4		4	
			ALL TYPES	878		878	889
	TW—TRANS WORLD AIR	TOTAL	DC-9-30	1		1	
			ALL TYPES	1		1	
	VK—ZANTOP INTL AIRLINES	TOTAL	* L-188A/C		290	290	
			ALL TYPES		290	290	290
COMMUNITY TOTAL		TOTAL	B-757-200	4		4	
			B-767-300	3		3	
			DC-9-80	2005	1	2006	
			B-727-100	662		662	
			B-727-200	2176	2	2178	
			DC-10-10	10		10	
			DC-10-30	1		1	
			B-737-300	3		3	
			DC-9-30	760		760	
			DC-9-10	839		839	
			B-737 100/200	548		548	
			B-767-200	1		1	
			L-1011/100/20	3		3	
			* BEECH 18	4		4	
			* B-727-100	493	113	606	
			* B-727-200	22		22	
			DC 9-50	4		4	
			DC-9-40	1		1	
			* L-188A/C		290	290	
			ALL TYPES	7539	406	7945	7928
MAINE							
AUGUSTA/WATERVILLE							
(AUGUSTA STATE)	FM—FEDERAL EXPRESS	TOTAL	* C-208	311		311	
			ALL TYPES	311		311	311
BANGOR							
(BANGOR INTERNATIONAL)	CO—CONTINENTAL	TOTAL	B 737-100/200	21		21	
			B-737-200C	39		39	
			B-737-300	1		1	
			ALL TYPES	61		61	67

NOTE * = All Cargo Services

TABLE 7—Continued
Aircraft Departures Scheduled and Aircraft Departures Performed, By Community, By Air Carrier, And By Aircraft Type
12 Months Ended December 31, 1990

STATE OR U.S. AREA COMMUNITY (AIRPORT NAME)	CARRIER	OPERATION	TYPE OF AIRCRAFT	TOTAL DEPARTURES PERFORMED			DEPARTURES SCHEDULED
				SCHEDULED SERVICE	NON SCHEDULED SERVICE	ALL SERVICE	
MAINE—Continued							
BANGOR—Continued							
(BANGOR INTERNATIONAL)—Continued							
	DL—DELTA AIR LINES	TOTAL	L-1011-500	2	3	5	
			DC-9-80	897		897	
			B-727-200	820		820	
			B-757-200	1		1	
			L-1011/100/20	2		2	
			ALL TYPES	1722	3	1725	1748
	FF—TOWER AIR	TOTAL	B-747	4	7	11	
			ALL TYPES	4	7	11	4
	FM—FEDERAL EXPRESS	TOTAL	B-747-200		6	6	
			* BEECH 18	255		255	
			* C-208	116		116	
			* DC-10-30	1		1	
			ALL TYPES	372	6	378	372
	NW- NORTHWEST AIRLINES	TOTAL	B-727-200	1		1	
			DC-10-40	1		1	
			* B-747F		1	1	
			ALL TYPES	2	1	3	
	PA—PAN AMERICAN	TOTAL	A-310-200	94		94	
			A-310-300	20		20	
			B-747	5		5	
			B-747-200	3		3	
			B-727-200	1		1	
			ALL TYPES	123		123	
	TW—TRANS WORLD AIR	TOTAL	L-1011/100/20	61		61	
			B-747	16		16	
			B-767-200	5		5	
			ALL TYPES	82		82	
	UA—UNITED AIR LINES	TOTAL	B-737-300	174		174	
			B-737-100/200	1		1	
			B-767-200	4		4	
			B-727-100	50		50	
			B-727-200	482		482	
			ALL TYPES	711		711	724
	US—U.S. AIR	TOTAL	B-767-200	1		1	
			ALL TYPES	1		1	
COMMUNITY TOTAL		TOTAL	B-737-100/200	22		22	
			B-737-200C	39		39	
			B-737-300	175		175	
			L-1011-500	2	3	5	
			DC-9-80	897		897	
			B-727-200	1304		1304	
			B-757-200	1		1	
			L-1011/100/20	63		63	
			B-747	25	7	32	
			B-747-200	3	6	9	
			* BEECH 18	255		255	
			* C-208	116		116	
			* DC-10-30	1		1	
			DC-10-40	1		1	
			* B-747F		1	1	
			A-310-200	94		94	
			A-310-300	20		20	
			B-767-200	10		10	
			B-727-100	50		50	
			ALL TYPES	3078	17	3095	2915
PORTLAND							
(PORTLAND INTERNATIONAL JETPORT)	CO—CONTINENTAL	TOTAL	B-737-300	34		34	

NOTE * - All Cargo Services

TABLE 7—Continued
Aircraft Departures Scheduled and Aircraft Departures Performed, By Community, By Air Carrier, And By Aircraft Type
12 Months Ended December 31, 1990

STATE OR U.S. AREA / COMMUNITY (AIRPORT NAME)	CARRIER	OPERATION	TYPE OF AIRCRAFT	TOTAL DEPARTURES PERFORMED			DEPARTURES SCHEDULED
				SCHEDULED SERVICE	NON SCHEDULED SERVICE	ALL SERVICE	
MAINE—Continued							
PORTLAND—Continued							
(PORTLAND INTERNATIONAL JETPORT)—Continued							
			B-737-100/200	449		449	
			B-737-200C	396		396	
			DC-9-30	41		41	
			DC-9-80	309		309	
			B-727-200	342		342	
			B-727-100	64		64	
			ALL TYPES	1635		1635	1691
	DL—DELTA AIR LINES	TOTAL	B-757-200	911		911	
			DC-9-80	3		3	
			B-727-200	1540		1540	
			ALL TYPES	2454		2454	2542
	FM—FEDERAL EXPRESS	TOTAL	* BEECH 18	13		13	
			* C-208	47		47	
			* B-727-100	270		270	
			* B-727-200	1		1	
			ALL TYPES	331		331	331
	UA—UNITED AIR LINES	TOTAL	B-737-300	319		319	
			B-737-100/200	788		788	
			B-727-100	225		225	
			B-727-200	812		812	
			ALL TYPES	2144		2144	2202
	US—U.S. AIR	TOTAL	FOKKER 100	3		3	
			B-737-100/200	340	4	344	
			DC-9-30	924		924	
			DC-9-80	330		330	
			B-737-300	311	2	313	
			F-28-4000/600	56		56	
			B-737-400	178		178	
			ALL TYPES	2142	6	2148	2190
COMMUNITY TOTAL		TOTAL	B-737-300	664	2	666	
			B-737-100/200	1577	4	1581	
			B-737-200C	396		396	
			DC-9-30	965		965	
			DC-9-80	642		642	
			B-727-200	2694		2694	
			B-727-100	289		289	
			B-757-200	911		911	
			* BEECH 18	13		13	
			* C-208	47		47	
			* B-727-100	270		270	
			* B-727-200	1		1	
			FOKKER 100	3		3	
			F-28-4000/600	56		56	
			B-737-400	178		178	
			ALL TYPES	8706	6	8712	8956
PRESQUE ISLE/HOULTON							
(PRESQUE ISLE MUNI)	FM—FEDERAL EXPRESS	TOTAL	* C-208	305		305	
			ALL TYPES	305		305	305
MARYLAND							
BALTIMORE							
(BALTO/WASH INTL)	AA—AMERICAN AIRLINES	TOTAL	DC-9-80	2471	2	2473	
			A-310-300	2		2	
			B-727-100	293		293	
			B-727-200	1609	1	1610	
			DC-10-10	6		6	
			B-757-200	2		2	
			B-767-200	1		1	
			ALL TYPES	4384	3	4387	4495
	CO—CONTINENTAL	TOTAL	B-737-300	9	5	14	

NOTE * = All Cargo Services

TABLE 7—Continued
Aircraft Departures Scheduled and Aircraft Departures Performed, By Community, By Air Carrier, And By Aircraft Type
12 Months Ended December 31, 1990

STATE OR U.S. AREA COMMUNITY (AIRPORT NAME)	CARRIER	OPERATION	TYPE OF AIRCRAFT	TOTAL DEPARTURES PERFORMED			DEPARTURES SCHEDULED
				SCHEDULED SERVICE	NON SCHEDULED SERVICE	ALL SERVICE	
MARYLAND—Continued							
BALTIMORE—Continued							
(BALTO/WASH INTL)—Continued							
			B-737-100/200	181		181	
			B-737-200C	207	2	209	
			DC-9-80	16	1	17	
			A-300-X4	2		2	
			B-727-200	12	11	23	
			DC-9-30	519	4	523	
			B-727-100	3	1	4	
			DC-9-10	7		7	
			ALL TYPES	956	24	980	953
	DL—DELTA AIR LINES	TOTAL	B-737-100/200	360	3	363	
			B-757-200	509	4	513	
			B-767-200	4		4	
			B-767-300	4		4	
			DC-9-30	752		752	
			DC-9-80	2351	10	2361	
			B-727-200	21	11	32	
			L-1011/100/20	1		1	
			ALL TYPES	4002	28	4030	3997
	EA—EASTERN AIR LINES	TOTAL	B-757-200	9		9	
			DC-9-30	556		556	
			DC-9-50	1095		1095	
			B-727-200	843		843	
			L-1011/100/20	4		4	
			A-300-X4	3		3	
			ALL TYPES	2510		2510	2440
	FM—FEDERAL EXPRESS	TOTAL	* BEECH 18	256		256	
			* C-208	1		1	
			* B-727-100	271		271	
			* DC-10-30		1	1	
			* B-727-200	34		34	
			* DC-10-10	1		1	
			ALL TYPES	563	1	564	563
	HP—AMERICAN WEST	TOTAL	B-737-300	973	3	976	
			B-757-200	30		30	
			B-747-200	1		1	
			B-737-100/200	1		1	
			ALL TYPES	1005	3	1008	1010
	KW—PACIFIC INTERSTATE	TOTAL	B-727-100	2	2	4	
			B-727-200	45	1	46	
			B-737-100/200	36		36	
			ALL TYPES	83	3	86	82
	NW—NORTHWEST AIRLINES	TOTAL	DC-9-10	15		15	
			DC-9-30	716		716	
			DC-9-40	8		8	
			DC-9-50	746		746	
			B-727-100	139		139	
			B-727-200	594		594	
			B 757-200	2		2	
			A-320-200	2		2	
			DC-9-80	2		2	
			ALL TYPES	2224		2224	2264
	PA—PAN AMERICAN	TOTAL	B-727-200	6	10	16	
			A-310-300		1	1	
			B-747	1		1	
			ALL TYPES	7	11	18	1
	TW—TRANS WORLD AIR	TOTAL	B-767-200	307		307	
			DC-9-10	15		15	
			DC-9-30	387	3	390	
			DC-9-40	26		26	

NOTE * = All Cargo Services

TABLE 7—Continued
Aircraft Departures Scheduled and Aircraft Departures Performed, By Community, By Air Carrier, And By Aircraft Type
12 Months Ended December 31, 1990

STATE OR U.S. AREA COMMUNITY (AIRPORT NAME)	CARRIER	OPERATION	TYPE OF AIRCRAFT	TOTAL DEPARTURES PERFORMED			DEPARTURES SCHEDULED
				SCHEDULED SERVICE	NON SCHEDULED SERVICE	ALL SERVICE	
MARYLAND—Continued							
BALTIMORE—Continued							
(BALTO/WASH INTL)—Continued							
			DC-9-80	198	4	202	
			B-727-100	34	1	35	
			B-727-200	1346	4	1350	
			L-1011/100/20	3		3	
			ALL TYPES	2316	12	2328	2354
	UA—UNITED AIR LINES	TOTAL	B-737-300	421	5	426	
			B-737-100/200	137	1	138	
			B-767-2(	112		112	
			B-727-100	59	4	63	
			B-727-200	1648	3	1651	
			B-757-200	60		60	
			DC-10-10	126		126	
			B-747		1	1	
			ALL TYPES	2563	14	2577	2612
	US—U.S. AIR	TOTAL	FOKKER 100	965		965	
			B-737-400	5225		5225	
			B-727-200	5428		5428	
			F-28-4000/600	8295		8295	
			B-737-300	9519	14	9533	
			B-737-100/200	9366	2	9368	
			B-767-200	674		674	
			DC-9-30	9509	8	9517	
			DC-9-80	3308		3308	
			ALL TYPES	52289	24	52313	53011
	VK—ZANTOP INTL AIRLINES	TOTAL	* CV-640	2	24	26	
			* L-188A/C	204	9	213	
			ALL TYPES	206	33	239	239
	YB—TRANS CONTINENTAL	TOTAL	* DC-6		9	9	
			ALL TYPES		9	9	
	5X—UNITED PARCEL SERVICE	TOTAL	* DC-8-71	9		9	
			* DC-8-73	18		18	
			ALL TYPES	27		27	27
COMMUNITY TOTAL		TOTAL	DC-9-80	8346	17	8363	
			A-310-300	2	1	3	
			B-727-100	530	8	538	
			B-727-200	11552	41	11593	
			DC-10-10	132		132	
			B-757-200	612	4	616	
			B-767-200	1098		1098	
			B-737-300	10922	27	10949	
			B-737-100/200	10081	6	10087	
			B-737-200C	207	2	209	
			A-300-X4	5		5	
			DC-9-30	12439	15	12454	
			DC-9-10	37		37	
			B-767-300	4		4	
			L-1011/100/20	8		8	
			DC-9-50	1841		1841	
			* BEECH 18	256		256	
			* C-208	1		1	
			* B-727-100	271		271	
			* DC-10-30		1	1	
			* B-727-200	34		34	
			* DC-10-10	1		1	
			B-747-200	1		1	
			DC-9-40	34		34	
			A-320-200	2		2	
			B-747	1	1	2	
			FOKKER 100	965		965	

NOTE * - All Cargo Services

TABLE 7—Continued
Aircraft Departures Scheduled and Aircraft Departures Performed,
By Community, By Air Carrier, And By Aircraft Type
12 Months Ended December 31, 1990

STATE OR U.S. AREA / COMMUNITY (AIRPORT NAME)	CARRIER	OPERATION	TYPE OF AIRCRAFT	TOTAL DEPARTURES PERFORMED			DEPARTURES SCHEDULED
				SCHEDULED SERVICE	NON SCHEDULED SERVICE	ALL SERVICE	
MARYLAND—Continued							
BALTIMORE—Continued							
(BALTO/WASH INTL)—Continued							
COMMUNITY TOTAL—Continued							
			B-737-400	5225		5225	
			F-28-4000/600	8295		8295	
			* CV-640	2	24	26	
			* L-188A/C	204	9	213	
			* DC-6		9	9	
			* DC-8-71	9		9	
			* DC-8-73	18		18	
			ALL TYPES	73135	165	73300	74048
HAGERSTOWN/MARTINSBURG							
(HAGERSTOWN MUNI)	KW—PACIFIC INTERSTATE	TOTAL	B-727-100	1		1	
			ALL TYPES	1		1	
SALISBURY							
(SALISBURY-WICOMICO COUNTY)	FM—FEDERAL EXPRESS	TOTAL	* BEECH 18	258		258	
			ALL TYPES	258		258	258
MASSACHUSETTS							
BEDFORD							
(L G HANSCOM FLD)	DL—DELTA AIR LINES	TOTAL	DC-9-80	1		1	
			ALL TYPES	1		1	
BOSTON							
(LOGAN INTERNATIONAL)	AA—AMERICAN AIRLINES	TOTAL	B-757-200	144		144	
			B-767-200	1364		1364	
			B-767-300	181		181	
			DC-9-80	2404	3	2407	
			A-310-300	703		703	
			B-727-100	8		8	
			B-727-200	1405		1405	
			DC-10-10	2008		2008	
			DC-10-30	20	39	59	
			A-300-600	564		564	
			ALL TYPES	8801	42	8843	8947
	CO—CONTINENTAL	TOTAL	B-737-300	2230	6	2236	
			B-737-100/200	540		540	
			B-737-200C	902	2	904	
			DC-9-30	565	4	569	
			DC-9-80	3949	32	3981	
			B-727-100	400		400	
			B-727-200	1533	26	1559	
			DC-9-10	1		1	
			A-300-X4	1	4	5	
			ALL TYPES	10121	74	10195	10628
	DL—DELTA AIR LINES	TOTAL	L-1011/100/20	1928	1	1929	
			L-1011-500	2		2	
			B-757-200	5378	3	5381	
			B-767-200	13 3		1343	
			B-767-300	528		528	
			DC-9-80	1829	2	1831	
			B-727-200	8193		8193	
			ALL TYPES	19201	6	19207	19489
	EA—EASTERN AIR LINES	TOTAL	S-757-200	365		365	
			DC-9-30	1868		1868	
			DC-9-50	646		646	
			A-300-X4	89		89	
			B-727-200	2422		2422	
			L-1011/100/20	19		19	
			ALL TYPES	5429		5429	5616
	FM—FEDERAL EXPRESS	TOTAL	* BEECH 18	177		177	
			* C-208	10		10	
			* B-727-100	581		581	

NOTE * - All Cargo Services

TABLE 7—Continued
Aircraft Departures Scheduled and Aircraft Departures Performed, By Community, By Air Carrier, And By Aircraft Type
12 Months Ended December 31, 1990

STATE OR U.S. AREA COMMUNITY (AIRPORT NAME)	CARRIER	OPERATION	TYPE OF AIRCRAFT	TOTAL DEPARTURES PERFORMED			DEPARTURES SCHEDULED
				SCHEDULED SERVICE	NON SCHEDULED SERVICE	ALL SERVICE	
MASSACHUSETTS—Continued							
BOSTON—Continued							
(LOGAN INTERNATIONAL)—Continued							
			* B-727-200	60		60	
			* DC-10-10	130		130	
			* DC-10-30	347		347	
			* B-747	114	3	117	
			* B-747-200	174	6	180	
			* DC-8-73F	36		36	
			ALL TYPES	1629	9	1638	1629
	HP—AMERICAN WEST	TOTAL	B-757-200	771		771	
			B-737-300	1	9	10	
			B-747-200	1		1	
			ALL TYPES	773	9	782	781
	JW—ARROW AIR	TOTAL	* DC-8-63F		8	8	
			ALL TYPES		8	8	
	ML—MIDWAY AIRLINES	TOTAL	B-737-100/200	13		13	
			DC-9-15F	10		10	
			DC-9-30	2238		2238	
			DC-9-80	848		848	
			ALL TYPES	3109		3109	3274
	NW—NORTHWEST AIRLINES	TOTAL	DC-10-40	2982		2982	
			B-747	211	5	216	
			B-747-400	1		1	
			B-757-200	2534		2534	
			DC-9 10	7		7	
			DC-9-30	1736		1736	
			DC-9-40	39		39	
			DC-9-50	454		454	
			DC-9-80	649		649	
			A-320-200	571		571	
			B-727 100	181		181	
			B-727-200	2909		2909	
			* B-747F	79		79	
			ALL TYPES	12353	5	12358	12762
	OE—WESTAIR AIRLINES	TOTAL	JETSTREAM 31	114		114	
			ALL TYPES	114		114	135
	PA—PAN AMERICAN	TOTAL	A-310-300	76	2	78	
			B-747 200	1	5	6	
			B 727 200	7256		7256	
			A-310 200	34		34	
			B-747	2		2	
			A-300-X4	411	1	412	
			ALL TYPES	7780	8	7788	7197
	TB—TRUMP SHUTTLE	TOTAL	B 727-100	2052	54	2106	
			B-727-200	3864	199	4063	
			ALL TYPES	5916	253	6169	5972
	TW—TRANS WORLD AIR	TOTAL	B-767-200	34		34	
			DC-9-30	6		6	
			DC-9-40	5		5	
			DC 9-80	981	49	1030	
			B-727-100	14	1	15	
			B-727-200	855	6	861	
			L-1011/100/20	2288		2288	
			B-747	29	40	69	
			DC-9-10	1		1	
			ALL TYPES	4213	96	4309	4269
	UA—UNITED AIR LINES	TOTAL	B-737-300	1345	5	1350	
			B-737-100/200	549		549	
			B-767-200	785		785	
			B-727-100	27		27	

NOTE * Air Cargo Services

TABLE 7—Continued
Aircraft Departures Scheduled and Aircraft Departures Performed, By Community, By Air Carrier, And By Aircraft Type
12 Months Ended December 31, 1990

STATE OR U.S. AREA COMMUNITY (AIRPORT NAME)	CARRIER	OPERATION	TYPE OF AIRCRAFT	TOTAL DEPARTURES PERFORMED			DEPARTURES SCHEDULED
				SCHEDULED SERVICE	NON SCHEDULED SERVICE	ALL SERVICE	
MASSACHUSETTS—Continued							
BOSTON—Continued							
(LOGAN INTERNATIONAL)—Continued							
			B-727-200	1146	2	1148	
			DC-10-10	2018		2018	
			DC-10-30	11		11	
			B-747-200	1		1	
			DC-8-71	904		904	
			B-757-200	284		284	
			B-747		1	1	
			B-747SP	1		1	
			ALL TYPES	7071	8	7079	7256
	US—U S AIR	TOTAL	B-767-200	1		1	
			F-28-4000/600	1297		1297	
			FOKKER 100	1798	3	1801	
			B-737-400	1768	5	1773	
			B-737-300	5325	33	5358	
			B-737-100/200	5706	12	5718	
			DC-9-30	7277	84	7361	
			DC-9-80	1235	1	1236	
			B-727-200	1651		1651	
			ALL TYPES	26058	138	26196	26671
	VK—ZANTOP INTL AIRLINES	TOTAL	* L-188A/C	248		248	
			* CV-640		1	1	
			ALL TYPES	248	1	249	249
	YB—TRANS CONTINENTAL	TOTAL	* DC-8-50F		3	3	
			DC-8-61		36	36	
			ALL TYPES		39	39	
	YX—MIDWEST EXPRESS	TOTAL	DC-9-10	549		549	
			DC-9-30	88		88	
			DC-9-80		2	2	
			ALL TYPES	637	2	639	648
	9R—ROSENBALM AVATION	TOTAL	* DC-8-73F	1	1	2	
			ALL TYPES	1	1	2	1
COMMUNITY TOTAL		TOTAL	B-757-200	9496	3	9499	
			B-767-200	3527		3527	
			B-767-300	709		709	
			DC-9-80	11895	89	11984	
			A-310-300	779	2	781	
			B-727-100	2682	55	2737	
			B-727-200	31234	233	31467	
			DC-10-10	4026		4026	
			DC-10-30	31	39	70	
			A-300-600	564		564	
			B-737-300	8901	53	8954	
			B-737-100/200	6808	12	6820	
			B-737-200C	902	2	904	
			DC-9-30	13778	88	13866	
			DC-9-10	558		558	
			A-300-X4	501	5	506	
			L-1011/100/20	4235	1	4236	
			L-1011-500	2		2	
			DC-9-50	1100		1100	
			* BEECH 18	177		177	
			* C-208	10		10	
			* B-727-100	581		581	
			* B-727-200	60		60	
			* DC-10-10	130		130	
			* DC-10-30	347		347	
			* B-747	114	3	117	
			* B-747-200	174	6	180	
			* DC 8-73F	37	1	38	

NOTE * All Cargo Services

TABLE 7—Continued
Aircraft Departures Scheduled and Aircraft Departures Performed, By Community, By Air Carrier, And By Aircraft Type
12 Months Ended December 31, 1990

STATE OR U.S. AREA COMMUNITY (AIRPORT NAME)	CARRIER	OPERATION	TYPE OF AIRCRAFT	TOTAL DEPARTURES PERFORMED			DEPARTURES SCHEDULED
				SCHEDULED SERVICE	NON SCHEDULED SERVICE	ALL SERVICE	
MASSACHUSETTS—Continued							
BOSTON—Continued							
(LOGAN INTERNATIONAL)—Continued							
COMMUNITY TOTAL—Continued							
			B-747-200	3	5	8	
			* DC-8-63F		8	8	
			DC-9-15F	10		10	
			DC-10-40	2982		2982	
			B-747	242	46	288	
			B-747-400	1		1	
			DC-9-40	44		44	
			A-320-200	571		571	
			* B-747F	79		79	
			JETSTREAM 31	114		114	
			A-310-200	34		34	
			DC-8-71	904		904	
			B-747SP	1		1	
			F-28-4000/600	1297		1297	
			FOKKER 100	1798	3	1801	
			B-737-400	1768	5	1773	
			* L-188A/C	248		248	
			* CV-640		1	1	
			* DC-8-50F		3	3	
			DC-8-61		36	36	
			ALL TYPES	113454	699	114153	115524
HYANNIS							
(BARNSTABLE MUNI)	FM—FEDERAL EXPRESS	TOTAL	* C-208	256		256	
			ALL TYPES	256		256	256
MARTHA'S VINEYARD							
(MARTHAS VINEYARD)	FM—FEDERAL EXPRESS	TOTAL	* C-208	501		501	
			ALL TYPES	501		501	501
NANTUCKET							
(NANTUCKET MEMORIAL)	FM—FEDERAL EXPRESS	TOTAL	* C-208	251		251	
			ALL TYPES	251		251	251
NORWOOD							
(MEMORIAL)	FM—FEDERAL EXPRESS	TOTAL	* BEECH 18	1		1	
			ALL TYPES	1		1	1
WORCESTER							
(WORCESTER MUNI)	CO—CONTINENTAL	TOTAL	B-737-300	1		1	
			B-737-100/200	86		86	
			B-737-200C	89		89	
			ALL TYPES	176		176	189
	NW—NORTHWEST AIRLINES	TOTAL	DC-9-10	272		272	
			DC-9-30	121		121	
			DC-9-50	4		4	
			ALL TYPES	397		397	431
	US—U.S. AIR	TOTAL	F-28-4000/600	907		907	
			B-737-100/200	179		179	
			DC-9-30	653		653	
			B-737-400	1		1	
			FOKKER 100	2		2	
			DC-9-80	1		1	
			ALL TYPES	1743		1743	1812
COMMUNITY TOTAL		TOTAL	B-737-300	1		1	
			B-737-100/200	265		265	
			B-737-200C	89		89	
			DC-9-10	272		272	
			DC-9-30	774		774	
			DC-9-50	4		4	

NOTE * = All Cargo Services

TABLE 7—Continued
Aircraft Departures Scheduled and Aircraft Departures Performed, By Community, By Air Carrier, And By Aircraft Type
12 Months Ended December 31, 1990

STATE OR U.S. AREA COMMUNITY (AIRPORT NAME)	CARRIER	OPERATION	TYPE OF AIRCRAFT	TOTAL DEPARTURES PERFORMED			DEPARTURES SCHEDULED
				SCHEDULED SERVICE	NON SCHEDULED SERVICE	ALL SERVICE	
MASSACHUSETTS—Continued							
WORCESTER—Continued							
(WORCESTER MUN.)—Continued							
COMMUNITY TOTAL—Continued							
			F-28-4000/600	907		907	
			B-737-400	1		1	
			FOKKER 100	2		2	
			DC-9-80	1		1	
			ALL TYPES	2316		2316	2432
MICHIGAN							
ALPENA							
(PHELPS COLLINS)	FM—FEDERAL EXPRESS	TOTAL	* C-208	250		250	
			* BEECH 18	1		1	
			ALL TYPES	251		251	251
BIG RAPIDS							
(ROBEN-HOOD)	VK—ZANTOP INTL AIRLINES	TOTAL	* L-188A/C		240	240	
			ALL TYPES		240	240	240
DETROIT							
(DETROIT CITY)	VK—ZANTOP INTL AIRLINES	TOTAL	* CV-640		6	6	
			* L-188A/C		2	2	
			ALL TYPES		8	8	8
	WN—SOUTHWEST AIRLINES	TOTAL	B-737-500	191		191	
			B-737-300	2824		2824	
			B-737-100/200	3805		3805	
			ALL TYPES	6820		6820	7154
AIRPORT TOTAL		TOTAL	* CV-640		6	6	
			* L-188A/C		2	2	
			B-737-500	191		191	
			B-737-300	2824		2824	
			B-737-100/200	3805		3805	
			ALL TYPES	6820	8	6828	7162
(WAYNE COUNTY)	AA—AMERICAN AIRLINES	TOTAL	B-757-200	817		817	
			B-767-200	456		456	
			B-767-300	89		89	
			DC-9-80	1541		1541	
			B-727-100	214		214	
			B-727-200	1837		1837	
			DC-10-10	450		450	
			DC 10-30	11	1	12	
			ALL TYPES	5415	1	5416	5486
	CO—CONTINENTAL	TOTAL	B-737-300	248	6	254	
			B-737-100/200	675		675	
			B-737-200C	836	10	846	
			DC-9-10	33		33	
			DC-9-30	1012	54	1066	
			DC-9-80	498	229	727	
			A-300-X4	5	2	7	
			B-727-100	170		170	
			B-727-200	768	199	967	
			ALL TYPES	4245	500	4745	4574
	DL—DELTA AIR LINES	TOTAL	B-737-100/200	810	1	811	
			B-757-200	913	2	915	
			B-767-200	263	2	265	
			DC-9-30	7		7	
			DC-9-80	1318	1	1319	
			B-727-200	2092	3	2095	
			L-1011/100/20	4		4	
			B 767-300	67		67	
			ALL TYPES	5474	9	5483	5509
	EA—EASTERN AIR LINES	TOTAL	DC-9 30	487		487	
			DC-9 50	541		541	

NOTE * All Cargo Services

TABLE 7—Continued
Aircraft Departures Scheduled and Aircraft Departures Performed, By Community, By Air Carrier, And By Aircraft Type
12 Months Ended December 31, 1990

STATE OR U.S. AREA COMMUNITY (AIRPORT NAME)	CARRIER	OPERATION	TYPE OF AIRCRAFT	TOTAL DEPARTURES PERFORMED			DEPARTURES SCHEDULED
				SCHEDULED SERVICE	NON SCHEDULED SERVICE	ALL SERVICE	
MICHIGAN—Continued							
DETROIT—Continued							
(WAYNE COUNTY)—Continued							
			* DC-9-50	1		1	
			B-727-200	1123		1123	
			ALL TYPES	2152		2152	2176
	FF—TOWER AIR	TOTAL	B-747		1	1	
			ALL TYPES		1	1	1
	FM—FEDERAL EXPRESS	TOTAL	* BEECH 18	72		72	
			* C-208	477		477	
			* B-727-100	608		608	
			* B-727-200	276		276	
			* DC-10-10	19		19	
			* DC-10-30	3		3	
			ALL TYPES	1455		1455	1455
	JH—AMERIJET INTERNATIONAL	TOTAL	* B-727-100		4	4	
			ALL TYPES		4	4	4
	KW—PACIFIC INTERSTATE	TOTAL	B-727-200	25		25	
			ALL TYPES	25		25	26
	ML—MIDWAY AIRLINES	TOTAL	B-737-100/200	1122	3	1125	
			DC-9-15F	598		598	
			DC-9-30	1678	1	1679	
			DC-9-80	14		14	
			ALL TYPES	3412	4	3416	3567
	NW—NORTHWEST AIRLINES	TOTAL	DC-10-40	3660		3660	
			B-747	280		280	
			B-747-400	783		783	
			B-757-200	10825		10825	
			DC-9-10	14508		14508	
			DC-9-30	28852		28852	
			DC-9-40	355		355	
			DC-9-50	13028		13028	
			DC-9-80	1015	1	1016	
			A-320-200	1995		1995	
			B-727-100	1933		1933	
			B-727-200	17140	10	17150	
			* B-747F	1		1	
			ALL TYPES	94375	11	94386	96837
	PA—PAN AMERICAN	TOTAL	A-310-200	130		130	
			A-310-300	204		204	
			B-727-200	734	1	735	
			ALL TYPES	1068	1	1069	1048
	TW—TRANS WORLD AIR	TOTAL	B-767-200	2		2	
			L-1011/100/20	3		3	
			B-747	1	3	4	
			DC-9-30	518	5	523	
			DC-9-40	30	1	31	
			DC-9-80	935	1	936	
			B-727-100	172	6	178	
			B-727-200	826	11	837	
			ALL TYPES	2487	27	2514	2515
	UA—UNITED AIR LINES	TOTAL	B-737-300	712	1	713	
			B-737-100/200	985		985	
			B-757-200	33	2	35	
			B-767-200	5		5	
			B-727-100	26	1	27	
			B 727-200	1700	1	1701	
			DC-10-10	664		664	
			DC-10-30	63		63	
			DC-8-71	148	2	150	
			ALL TYPES	4336	7	4343	4377
	US—U S AIR	TOTAL	F-28-4000/600	869		869	

NOTE * All Cargo Services

TABLE 7—Continued
Aircraft Departures Scheduled and Aircraft Departures Performed, By Community, By Air Carrier, And By Aircraft Type
12 Months Ended December 31, 1990

STATE OR U.S. AREA COMMUNITY (AIRPORT NAME)	CARRIER	OPERATION	TYPE OF AIRCRAFT	TOTAL DEPARTURES PERFORMED			DEPARTURES SCHEDULED
				SCHEDULED SERVICE	NON SCHEDULED SERVICE	ALL SERVICE	
MICHIGAN—Continued							
DETROIT—Continued							
(WAYNE COUNTY)—Continued							
			FOKKER 100	120		120	
			B-737-400	400	2	402	
			B-737-300	243	3	246	
			B-737-100/200	1358	2	1360	
			DC-9-30	1891	4	1895	
			DC-9-80	669		669	
			B-727-200	699		699	
			ALL TYPES	6249	11	6260	6386
	VK—ZANTOP INTL AIRLINES	TOTAL	* CV-640		4	4	
			* L-188A/C		2	2	
			ALL TYPES		6	6	6
	WN—SOUTHWEST AIRLINES	TOTAL	B-737-500	57	1	58	
			B-737-300	1351		1351	
			B-737-100/200	1522		1522	
			ALL TYPES	2930	1	2931	3060
	YB—TRANS CONTINENTAL	TOTAL	* CV-340/440		5	5	
			* DC-6		2	2	
			* DC-8-50F		1	1	
			DC-8-61		1	1	
			ALL TYPES		9	9	
	YX—MIDWEST EXPRESS	TOTAL	DC-9-10	710	1	711	
			DC-9-80		2	2	
			DC-9-30		1	1	
			ALL TYPES	710	4	714	738
AIRPORT TOTAL		TOTAL	B-757-200	12588	4	12592	
			B-767-200	726	2	728	
			B-767-300	156		156	
			DC-9-80	5990	234	6224	
			B-727-100	2515	7	2522	
			B-727-200	26944	225	27169	
			DC-10-10	1114		1114	
			DC-10-30	74	1	75	
			B-737-300	2554	10	2564	
			B-737-100/200	6472	6	6478	
			B-737-200C	836	10	846	
			DC-9-10	15251	1	15252	
			DC-9-30	34445	65	34510	
			A-300-X4	5	2	7	
			L-1011/100/20	7		7	
			DC-9-50	13569		13569	
			* DC-9-50	1		1	
			B-747	281	4	285	
			* BEECH 18	72		72	
			* C-208	477		477	
			* B-727-100	608	4	612	
			* B-727-200	276		276	
			* DC-10-10	19		19	
			* DC-10-30	3		3	
			DC-9-15F	598		598	
			DC-10-40	3660		3660	
			B-747-400	783		783	
			DC-9-40	385	1	386	
			A-320-200	1995		1995	
			* B-747F	1		1	
			A-310-200	130		130	
			A-310-300	204		204	
			DC-8-71	148	2	150	
			F-28-4000/600	869		869	
			FOKKER 100	120		120	

NOTE * All Cargo Services

TABLE 7—Continued
Aircraft Departures Scheduled and Aircraft Departures Performed, By Community, By Air Carrier, And By Aircraft Type
12 Months Ended December 31, 1990

STATE OR U.S. AREA COMMUNITY (AIRPORT NAME)	CARRIER	OPERATION	TYPE OF AIRCRAFT	TOTAL DEPARTURES PERFORMED			DEPARTURES SCHEDULED
				SCHEDULED SERVICE	NON SCHEDULED SERVICE	ALL SERVICE	
MICHIGAN—Continued							
DETROIT—Continued							
(WAYNE COUNTY)—Continued							
AIRPORT TOTAL—Continued							
			B-737-400	400	2	402	
			* CV-640		4	4	
			* L-188A/C		2	2	
			B-737-500	57	1	58	
			* CV-340/440		5	5	
			* DC-6		2	2	
			* DC-8-50F		1	1	
			DC-8-61		1	1	
			ALL TYPES	134333	596	134929	137565
(WILLOW RUN)	FM—FEDERAL EXPRESS	TOTAL	* BEECH 18	3		3	
			ALL TYPES	3		3	3
	VK—ZANTOP INTL AIRLINES	TOTAL	* CV-640	907	525	1432	
			* L-188A/C	2245	344	2589	
			ALL TYPES	3152	869	4021	4021
	YB—TRANS CONTINENTAL	TOTAL	* CV-340/440		42	42	
			* DC-6		67	67	
			* DC-8-50F		103	103	
			DC-8-61		3	3	
			DC-8-63F		2	2	
			ALL TYPES		217	217	
AIRPORT TOTAL		TOTAL	* BEECH 18	3		3	
			* CV-640	907	525	1432	
			* L-188A/C	2245	344	2589	
			* CV-340/440		42	42	
			* DC-6		67	67	
			* DC-8-50F		103	103	
			DC-8-61		3	3	
			DC-8-63F		2	2	
			ALL TYPES	3155	1086	4241	4024
COMMUNITY TOTAL BY CARRIER	AA—AMERICAN AIRLINES	TOTAL	B-757-200	817		817	
			B-767-200	456		456	
			B-767-300	89		89	
			DC-9-80	1541		1541	
			B-727-100	214		214	
			B-727-200	1837		1837	
			DC-10-10	450		450	
			DC-10-30	11	1	12	
			ALL TYPES	5415	1	5416	5486
	CO—CONTINENTAL	TOTAL	B-737-300	248	6	254	
			B-737-100/200	675		675	
			B-737-200C	836	10	846	
			DC-9-10	33		33	
			DC-9-30	1012	54	1066	
			DC-9-80	498	229	727	
			A-300-X4	5	2	7	
			B-727-100	170		170	
			B-727-200	768	199	967	
			ALL TYPES	4245	500	4745	4374
	DL—DELTA AIR LINES	TOTAL	B-737-100/200	810	1	811	
			B-757-200	913	2	915	
			B-767-200	263	2	265	
			B-767-300	67		67	
			DC-9-30	7		7	
			DC-9-80	1318	1	1319	
			B-727-200	2092	3	2095	
			L-1011/100/20	4		4	
			ALL TYPES	5474	9	5483	5509
	EA—EASTERN AIR LINES	TOTAL	DC-9-30	487		487	
			DC-9-50	541		541	

NOTE * - All Cargo Services

TABLE 7—Continued
Aircraft Departures Scheduled and Aircraft Departures Performed, By Community, By Air Carrier, And By Aircraft Type
12 Months Ended December 31, 1990

STATE OR U.S. AREA COMMUNITY (AIRPORT NAME)	CARRIER	OPERATION	TYPE OF AIRCRAFT	TOTAL DEPARTURES PERFORMED			DEPARTURES SCHEDULED
				SCHEDULED SERVICE	NON SCHEDULED SERVICE	ALL SERVICE	
MICHIGAN—Continued							
DETROIT—Continued							
(WILLOW RUN)—Continued							
COMMUNITY TOTAL BY CARRIER—Continued							
			* DC-9-50	1		1	
			B-727-200	1123		1123	
			ALL TYPES	2152		2152	2176
	FF—TOWER AIR	TOTAL	B-747		1	1	
			ALL TYPES		1	1	1
	FM—FEDERAL EXPRESS	TOTAL	* BEECH 18	75		75	
			* C-206	477		477	
			* B-727-100	606		606	
			* B-727-200	276		276	
			* DC-10-10	19		19	
			* DC-10-30	3		3	
			ALL TYPES	1458		1458	1458
	JH—AMERIJET INTERNATIONAL	TOTAL	* B-727-100		4	4	
			ALL TYPES		4	4	4
	KW—PACIFIC INTERSTATE	TOTAL	B-727-200	25		25	
			ALL TYPES	25		25	26
	ML—MIDWAY AIRLINES	TOTAL	B-737-100/200	1122	3	1125	
			DC-9-15F	598		598	
			DC-9-30	1678	1	1679	
			DC-9-80	14		14	
			ALL TYPES	3412	4	3416	3567
	NW—NORTHWEST AIRLINES	TOTAL	B-757-200	10825		10825	
			DC-9-10	14508		14508	
			DC-9-30	28852		28852	
			DC-9-40	355		355	
			DC-9-50	13028		13028	
			DC-9-80	1015	1	1016	
			A-320-200	1995		1995	
			B-727-100	1933		1933	
			B-727-200	17140	10	17150	
			DC-10-40	3660		3660	
			B-747	280		280	
			B-747-400	783		783	
			* B-747F	1		1	
			ALL TYPES	94375	11	94386	96837
	PA—PAN AMERICAN	TOTAL	A-310-200	130		130	
			A-310-300	204		204	
			B-727-200	734	1	735	
			ALL TYPES	1068	1	1069	1048
	TW—TRANS WORLD AIR	TOTAL	B-767-200	2		2	
			DC-9-30	518	5	523	
			DC-9-40	30	1	31	
			DC-9-80	935	1	936	
			B-727-100	172	6	178	
			B-727-200	826	11	837	
			L-1011/100/20	3		3	
			B-747	1	3	4	
			ALL TYPES	2487	27	2514	2515
	UA—UNITED AIR LINES	TOTAL	B-737-300	712	1	713	
			B-737-100/200	985		985	
			B-757-200	33	2	35	
			B-767-200	5		5	
			B-727-100	26	1	27	
			B-727-200	1700	1	1701	
			DC 10-10	664		664	
			DC-10-30	63		63	
			DC-8-71	148	2	150	

NOTE * = All Cargo Services

TABLE 7—Continued
Aircraft Departures Scheduled and Aircraft Departures Performed, By Community, By Air Carrier, And By Aircraft Type
12 Months Ended December 31, 1990

STATE OR U.S. AREA COMMUNITY (AIRPORT NAME)	CARRIER	OPERATION	TYPE OF AIRCRAFT	TOTAL DEPARTURES PERFORMED			DEPARTURES SCHEDULED
				SCHEDULED SERVICE	NON SCHEDULED SERVICE	ALL SERVICE	
MICHIGAN—Continued							
DETROIT—Continued							
(WILLOW RUN)—Continued							
COMMUNITY TOTAL BY CARRIER—Continued							
			ALL TYPES	4336	7	4343	4377
	US—U S AIR	TOTAL	F-28-4000/600	869		869	
			FOKKER 100	120		120	
			B-737-400	400	2	402	
			B-737-300	243	3	246	
			B-737-100/200	1358	2	1360	
			DC-9-30	1891	4	1895	
			DC-9-80	669		669	
			B-727-200	699		699	
			ALL TYPES	6249	11	6260	6386
	VK—ZANTOP INTL AIRLINES	TOTAL	* CV-640	907	535	1442	
			* L 188A/C	2245	348	2593	
			ALL TYPES	3152	883	4035	4035
	WN—SOUTHWEST AIRLINES	TOTAL	B-737-500	248	1	249	
			B-737-300	4175		4175	
			B-737 100/200	5327		5327	
			ALL TYPES	9750	1	9751	10214
	YB—TRANS CONTINENTAL	TOTAL	* CV-340/440		47	47	
			* DC-6		69	69	
			* DC-8-50F		104	104	
			DC-8-61		4	4	
			DC-8-63F		2	2	
			ALL TYPES		226	226	
	YX—MIDWEST EXPRESS	TOTAL	DC-9-10	710	1	711	
			DC-9-30		1	1	
			DC-9-80		2	2	
			ALL TYPES	710	4	714	738
COMMUNITY TOTAL		TOTAL	* CV-640	907	535	1442	
			* L-188A/C	2245	348	2593	
			B-737-500	248	1	249	
			B-737-300	5378	10	5388	
			B-737 100/200	10277	6	10283	
			B-757-200	12588	4	12592	
			B-767-200	726	2	728	
			B-767-300	156		156	
			DC-9-80	5990	234	6224	
			B-727 100	2515	7	2522	
			B-727-200	26944	225	27169	
			DC-10 10	1114		1114	
			DC-10-30	74	1	75	
			B-737-200C	836	10	846	
			DC-9-10	15251	1	15252	
			DC-9-30	344	65	34510	
			A-300-X4	5	2	7	
			L-1011/100/20	7		7	
			DC-9-50	13569		13569	
			* DC-9-50	1		1	
			B 747	281	4	285	
			* BEECH 18	75		75	
			* C-208	477		477	
			* B-727-100	608	4	612	
			* B-727-200	276		276	
			* DC-10-10	19		19	
			* DC-10-30	3		3	
			DC-9-15F	598		598	
			DC-10-40	3660		3660	
			B-747-400	783		783	

NOTE * - All Cargo Services

TABLE 7—Continued
Aircraft Departures Scheduled and Aircraft Departures Performed, By Community, By Air Carrier, And By Aircraft Type
12 Months Ended December 31, 1990

STATE OR U.S. AREA / COMMUNITY (AIRPORT NAME)	CARRIER	OPERATION	TYPE OF AIRCRAFT	TOTAL DEPARTURES PERFORMED			DEPARTURES SCHEDULED
				SCHEDULED SERVICE	NON SCHEDULED SERVICE	ALL SERVICE	
MICHIGAN—Continued							
DETROIT—Continued							
(WILLOW RUN)—Continued							
COMMUNITY TOTAL—Continued							
			DC-9-40	385	1	386	
			A-320-200	1995		1995	
			* B-747F	1		1	
			A-310-200	130		130	
			A-310-300	204		204	
			DC-8-71	148	2	150	
			F-28-4000/600	869		869	
			FOKKER 100	120		120	
			B-737-400	400	2	402	
			* CV-340/440		47	47	
			* DC-6		69	69	
			* DC-8-50F		104	104	
			DC-8-61		4	4	
			DC-8-63F		2	2	
			ALL TYPES	144308	1690	145998	148751
FLINT							
(BISHOP)	FM—FEDERAL EXPRESS	TOTAL	* C-208	1		1	
			ALL TYPES	1		1	1
	US—U S. AIR	TOTAL	B-737-400	3		3	
			B-737-300	294		294	
			DC-9-30	328		328	
			B-727-200	31		31	
			B-737-100/200	425		425	
			ALL TYPES	1081		1081	1095
	VK—ZANTOP INTL AIRLINES	TOTAL	* CV-640		1	1	
			* L-188A/C		1	1	
			ALL TYPES		2	2	2
	YB—TRANS CONTINENTAL	TOTAL	* DC-6		3	3	
			ALL TYPES		3	3	
COMMUNITY TOTAL		TOTAL	* C-208	1		1	
			B-737-400	3		3	
			B-737-300	294		294	
			DC-9-30	328		328	
			B-727-200	31		31	
			B-737-100/200	425		425	
			* CV-640		1	1	
			* L-188A/C		1	1	
			* DC-6		3	3	
			ALL TYPES	1082	5	1087	1098
GAYLORD							
(OTSEGO COUNTY)	FM—FEDERAL EXPRESS	TOTAL	* C-208	1		1	
			ALL TYPES	1		1	1
GRAND RAPIDS							
(KENT COUNTY)	AA—AMERICAN AIRLINES	TOTAL	DC-9-80	1095		1095	
			B-727-100	746		746	
			B-727-200	238		238	
			ALL TYPES	2079		2079	2212
	DL—DELTA AIR LINES	TOTAL	DC-9-30	809		809	
			ALL TYPES	809		809	820
	FM—FEDERAL EXPRESS	TOTAL	* BEECH 18	2		2	
			* C-208	1003		1003	
			* B-727-100	255		255	
			ALL TYPES	1260		1260	1260
	NW—NORTHWEST AIRLINES	TOTAL	DC-9-10	50		50	
			DC-9-30	1165		1165	
			DC-9-40	9		9	
			DC-9-50	1064		1064	
			DC-9-80	180		180	

NOTE * = All Cargo Services

TABLE 7—Continued
Aircraft Departures Scheduled and Aircraft Departures Performed, By Community, By Air Carrier, And By Aircraft Type
12 Months Ended December 31, 1990

STATE OR U.S. AREA / COMMUNITY (AIRPORT NAME)	CARRIER	OPERATION	TYPE OF AIRCRAFT	TOTAL DEPARTURES PERFORMED			DEPARTURES SCHEDULED
				SCHEDULED SERVICE	NON SCHEDULED SERVICE	ALL SERVICE	
MICHIGAN—Continued							
GRAND RAPIDS—Continued							
(KENT COUNTY)—Continued							
			B-727-100	212		212	
			B-727-200	870		870	
			B-757-200	3		3	
			DC-10-40	1		1	
			A-320-200	1		1	
			ALL TYPES	3555		3555	3587
	UA—UNITED AIR LINES	TOTAL	B-737-300	581		581	
			B-737-100/200	388		388	
			B-727-100	286		286	
			B-727-200	864		864	
			ALL TYPES	2119		2119	2152
	US—U.S. AIR	TOTAL	B-737-100/200	193		193	
			DC-9-30	1044	1	1045	
			DC-9-80	149		149	
			B-727-200	355		355	
			B-737-300	328		328	
			F-28-4000/600	48		48	
			FOKKER 100	85		85	
			B-737-400	60		60	
			ALL TYPES	2262	1	2263	2311
	YX—MIDWEST EXPRESS	TOTAL	DC-9-10	996		996	
			DC-9-30	5		5	
			ALL TYPES	1001		1001	1024
COMMUNITY TOTAL		TOTAL	DC-9-80	1424		1424	
			B-727-100	1244		1244	
			B-727-200	2327		2327	
			DC-9-30	3023	1	3024	
			* BEECH 18	2		2	
			* C-208	1003		1003	
			* B-727-100	255		255	
			DC-9-10	1046		1046	
			DC-9-40	9		9	
			DC-9-50	1064		1064	
			B-757-200	3		3	
			DC-10-40	1		1	
			A-320-200	1		1	
			B 737-300	909		909	
			B-737-100/200	581		581	
			F-28-4000/600	48		48	
			FOKKER 100	85		85	
			B-737-400	60		60	
			ALL TYPES	13085	1	13086	13366
IRON MOUNTAIN/KINGSFLD							
(FORD)	FM—FEDERAL EXPRESS	TOTAL	* C-208	267		267	
			ALL TYPES	267		267	267
KALAMAZOO-BATTLE CREEK							
(KALAMAZOO MUNI)	NW—NORTHWEST AIRLINES	TOTAL	DC-9-10	417		417	
			DC-9-30	1234		1234	
			DC-9-40	6		6	
			DC-9-50	477		477	
			B-727-200	97		97	
			B-727-100	1		1	
			ALL TYPES	2232		2232	2269
	US—U S AIR	TOTAL	B-737-300	10		10	
			B-737-100/200	959		959	
			DC-9-30	80		80	
			B-727-200	107		107	
			B-737-400	1		1	
			ALL TYPES	1157		1157	1195

NOTE * = All Cargo Services

TABLE 7—Continued
Aircraft Departures Scheduled and Aircraft Departures Performed, By Community, By Air Carrier, And By Aircraft Type
12 Months Ended December 31, 1990

STATE OR U.S. AREA COMMUNITY (AIRPORT NAME)	CARRIER	OPERATION	TYPE OF AIRCRAFT	TOTAL DEPARTURES PERFORMED			DEPARTURES SCHEDULED
				SCHEDULED SERVICE	NON SCHEDULED SERVICE	ALL SERVICE	
MICHIGAN—Continued							
KALAMAZOO-BATTLE CREEK—Continued							
(KALAMAZOO MUNI)—Continued							
	VK—ZANTOP INTL AIRLINES	TOTAL	* L-188A/C		2	2	
			ALL TYPES		2	2	2
	YB—TRANS CONTINENTAL	TOTAL	* CV-340/440		2	2	
			* DC-6		1	1	
			ALL TYPES		3	3	
	ZW—AIR WISCONSIN	TOTAL	F-27 SERIES	1798		1798	
			BAE-146-300	8		8	
			BAE-ATP	21		21	
			ALL TYPES	1827		1827	2005
COMMUNITY TOTAL		TOTAL	DC-9-10	417		417	
			DC-9-30	1314		1314	
			DC-9-40	6		6	
			DC-9-50	477		477	
			B-727-200	204		204	
			B-727-100	1		1	
			B-737-300	10		10	
			B-737-100/200	959		959	
			B-737-400	1		1	
			* L-188A/C		2	2	
			* CV-340/440		2	2	
			* DC-6		1	1	
			F-27 SERIES	1798		1798	
			BAE-146-300	8		8	
			BAE-ATP	21		21	
			ALL TYPES	5216	5	5221	5471
LANSING							
(CAPITAL CITY)	CO—CONTINENTAL	TOTAL	B-737-100/200	37		37	
			B-737-200C	25		25	
			DC-9-30	41		41	
			ALL TYPES	103		103	103
	NW—NORTHWEST AIRLINES	TOTAL	B-757-200	2		2	
			DC-9-10	626		626	
			DC-9-30	948		948	
			DC-9-40	7		7	
			DC-9-50	263		263	
			B-727-100	1		1	
			B-727-200	3		3	
			ALL TYPES	1850		1850	1863
	US—U.S AIR	TOTAL	F-28-4000/600	2		2	
			B-737-400	202		202	
			B-737-300	33		33	
			B-737-100/200	717		717	
			DC-9-30	122		122	
			ALL TYPES	1076		1076	1089
	VK—ZANTOP INTL AIRLINES	TOTAL	* L-188A/C		2	2	
			ALL TYPES		2	2	2
	ZW—AIR WISCONSIN	TOTAL	BAE-ATP	887		887	
			F-27 SERIES	979		979	
			BAE-146-300	14		14	
			ALL TYPES	1880		1880	2046
COMMUNITY TOTAL		TOTAL	B-737-100/200	754		754	
			B-737-200C	25		25	
			DC-9-30	1111		1111	
			B-757-200	2		2	
			DC-9-10	626		626	
			DC-9-40	7		7	
			DC-9-50	263		263	
			B-727-100	1		1	

NOTE * All Cargo Services

TABLE 7—Continued
Aircraft Departures Scheduled and Aircraft Departures Performed, By Community, By Air Carrier, And By Aircraft Type
12 Months Ended December 31, 1990

STATE OR U.S. AREA COMMUNITY (AIRPORT NAME)	CARRIER	OPERATION	TYPE OF AIRCRAFT	TOTAL DEPARTURES PERFORMED			DEPARTURES SCHEDULED
				SCHEDULED SERVICE	NON SCHEDULED SERVICE	ALL SERVICE	
MICHIGAN—Continued							
LANSING—Continued							
(CAPITAL CITY)—Continued							
COMMUNITY TOTAL—Continued							
			B-727-200	3		3	
			F-28-4000/600	2		2	
			B-737-400	202		202	
			B-737-300	33		33	
			* L-188A/C		2	2	
			BAE-ATP	887		887	
			F-27 SERIES	979		979	
			BAE-146-300	14		14	
			ALL TYPES	4909	2	4911	5103
MARQUETTE							
(MARQUETTE COUNTY)	FM—FEDERAL EXPRESS	TOTAL	* C-208	297		297	
			ALL TYPES	297		297	297
(K I SAWYER AFB)	VK—ZANTOP INTL AIRLINES	TOTAL	* CV-640		301	301	
			* L-188A/C		2	2	
			ALL TYPES		303	303	303
COMMUNITY TOTAL BY CARRIER	FM—FEDERAL EXPRESS	TOTAL	* C-208	297		297	
			ALL TYPES	297		297	297
	VK—ZANTOP INTL AIRLINES	TOTAL	* CV-640		301	301	
			* L-188A/C		2	2	
			ALL TYPES		303	303	303
COMMUNITY TOTAL		TOTAL	* C-208	297		297	
			* CV-640		301	301	
			* L-188A/C		2	2	
			ALL TYPES	297	303	600	600
MT. CLEMENS							
(SELFRIDGE ANGB)	VK—ZANTOP INTL AIRLINES	TOTAL	* CV-640		303	303	
			* L-188A/C		2	2	
			ALL TYPES		305	305	305
OSCODA							
(WURTSMITH AFB)	VK—ZANTOP INTL AIRLINES	TOTAL	* CV-640		304	304	
			* L-188A/C		2	2	
			ALL TYPES		306	306	306
PELLSTON							
(EMMET COUNTY)	FM—FEDERAL EXPRESS	TOTAL	* C-208	254		254	
			ALL TYPES	254		254	254
PONTIAC							
(PONTIAC)	VK—ZANTOP INTL AIRLINES	TOTAL	* CV-640		2	2	
			ALL TYPES		2	2	2
SAGINAW/BAY CITY/MIDLAND							
(TRI CITY)	CO—CONTINENTAL	TOTAL	B-737-100/200	46		46	
			B-737-200C	52		52	
			DC-9-30	1		1	
			B-727-200		4	4	
			ALL TYPES	99	4	103	103
	FM—FEDERAL EXPRESS	TOTAL	* C-208	252		252	
			ALL TYPES	252		252	252
	NW—NORTHWEST AIRLINES	TOTAL	DC-9-10	78		78	
			DC-9-30	1158		1158	
			DC-9-40	15		15	
			DC-9-50	353		353	
			DC-9-80	70		70	
			B-727-200	466		466	
			B-757-200	2		2	
			A-320-200	1		1	
			B-727-100	2		2	
			ALL TYPES	2145		2145	2188
	UA—UNITED AIR LINES	TOTAL	B-737-300	514		514	

NOTE * = All Cargo Services

TABLE 7—Continued
Aircraft Departures Scheduled and Aircraft Departures Performed, By Community, By Air Carrier, And By Aircraft Type
12 Months Ended December 31, 1990

STATE OR U.S. AREA COMMUNITY (AIRPORT NAME)	CARRIER	OPERATION	TYPE OF AIRCRAFT	TOTAL DEPARTURES PERFORMED			DEPARTURES SCHEDULED
				SCHEDULED SERVICE	NON SCHEDULED SERVICE	ALL SERVICE	
MICHIGAN—Continued							
SAGINAW/BAY CITY/MIDLAND—Continued							
(TRI CITY)—Continued							
			B-737-100/200	206		206	
			B-727-100	247		247	
			B-727-200	485		485	
			ALL TYPES	1452		1452	1493
COMMUNITY TOTAL		TOTAL	B-737-100/200	252		252	
			B-737-200C	52		52	
			DC-9-30	1159		1159	
			B-727-200	951	4	955	
			* C-208	252		252	
			DC-9-10	78		78	
			DC-9-40	15		15	
			DC-9-50	353		353	
			DC-9-80	70		70	
			B-757-200	2		2	
			A-320-200	1		1	
			B-727-100	249		249	
			B-737-300	514		514	
			ALL TYPES	3948	4	3952	4036
TRAVERSE CITY							
(CHERRY CAPITAL)	FM—FEDERAL EXPRESS	TOTAL	* BEECH 18	1		1	
			* C-208	297		297	
			ALL TYPES	298		298	298
	NW—NORTHWEST AIRLINES	TOTAL	DC-9-30	462		462	
			DC-9-40	5		5	
			DC-9-50	57		57	
			DC-9-10	9		9	
			B-727-200	1		1	
			ALL TYPES	534		534	542
COMMUNITY TOTAL		TOTAL	* BEECH 18	1		1	
			* C-208	297		297	
			DC-9-30	462		462	
			DC-9-40	5		5	
			DC-9-50	57		57	
			DC-9-10	9		9	
			B-727-200	1		1	
			ALL TYPES	832		832	840
MINNESOTA							
BEMIDJI							
(BEMIDJI MUNI)	FM—FEDERAL EXPRESS	TOTAL	* BEECH 18	2		2	
			* C-208	556		556	
			ALL TYPES	558		558	558
DULUTH/SUPERIOR							
(DULUTH INTERNATIONAL)	FM—FEDERAL EXPRESS	TOTAL	* C-208	501		501	
			* BEECH 18	1		1	
			ALL TYPES	502		502	502
	NW—NORTHWEST AIRLINES	TOTAL	DC-9-10	259		259	
			DC-9-30	378		378	
			DC-9-40	4		4	
			DC-9-50	855		855	
			DC-9-80	144		144	
			B-727-200	80		80	
			B-727-100	30		30	
			DC-10-40	1		1	
			B-757-200	1		1	
			ALL TYPES	1752		1752	1771
	VK—ZANTOP INTL AIRLINES	TOTAL	* CV-640		236	236	
			* L-188A/C		2	2	

NOTE * = All Cargo Services

TABLE 7—Continued
Aircraft Departures Scheduled and Aircraft Departures Performed, By Community, By Air Carrier, And By Aircraft Type
12 Months Ended December 31, 1990

STATE OR U.S. AREA COMMUNITY (AIRPORT NAME)	CARRIER	OPERATION	TYPE OF AIRCRAFT	TOTAL DEPARTURES PERFORMED			DEPARTURES SCHEDULED
				SCHEDULED SERVICE	NON SCHEDULED SERVICE	ALL SERVICE	
MINNESOTA—Continued							
DULUTH/SUPERIOR—Continued							
(DULUTH INTERNATIONAL)—Continued							
			ALL TYPES		238	238	238
COMMUNITY TOTAL		TOTAL	* C-208	501		501	
			* BEECH 18	1		1	
			DC-9-10	259		259	
			DC-9-30	378		378	
			DC-9-40	4		4	
			DC-9-50	855		855	
			DC-9-80	144		144	
			B-727-200	80		80	
			B-727-100	30		30	
			DC-10-40	1		1	
			B-757-200	1		1	
			* CV-640		236	236	
			* L-188A/C		2	2	
			ALL TYPES	2254	238	2492	2511
INTERNATIONAL FALLS							
(FALLS INTERNATIONAL)	FM—FEDERAL EXPRESS	TOTAL	* BEECH 18	1		1	
			* C-208	254		254	
			ALL TYPES	255		255	255
MINNEAPOLIS/ST.PAUL							
(MINNEAPOLIS-ST PAUL INTL)	AA—AMERICAN AIRLINES	TOTAL	B-767-300	1		1	
			DC-9-80	3198	10	3208	
			B-727-100	8		8	
			B-727-200	12	1	13	
			DC-10-10	1		1	
			ALL TYPES	3220	11	3231	3313
	CO—CONTINENTAL	TOTAL	B-737-300	287	3	290	
			B-737-100/200	425		425	
			B-737-200C	683	1	684	
			DC-9-10	32		32	
			DC-9-30	436	4	440	
			DC-9-80	547	8	555	
			B-727-100	62		62	
			B-727-200	900	53	953	
			A-300-X4		2	2	
			ALL TYPES	3372	71	3443	3426
	DL—DELTA AIR LINES	TOTAL	B-737-300	353		353	
			B-737-100/200	749	1	750	
			DC-9 30	1		1	
			DC-9-80	379	1	380	
			B-727-200	2142	3	2145	
			B-757-200	1	1	2	
			ALL TYPES	3625	6	3631	3639
	EA—EASTERN AIR LINES	TOTAL	DC-9-30	1		1	
			ALL TYPES	1		1	
	FM—FEDERAL EXPRESS	TOTAL	* BEECH 18	460		460	
			* C-208	1511		1511	
			* B-727-100	359		359	
			* B-727-200	15		15	
			* DC-10-10	308	1	309	
			* DC-10-30	5		5	
			* B-747	21	1	22	
			* B-747-200	44	6	50	
			* DC-8-73F	4		4	
			B-747-200		2	2	
			ALL TYPES	2727	10	2737	2727
	HP—AMERICAN WEST	TOTAL	B-737-300	1291	7	1298	
			B-737-100/200	67	1	68	
			ALL TYPES	1356	8	1366	1389

NOTE * = All Cargo Services

TABLE 7—Continued
Aircraft Departures Scheduled and Aircraft Departures Performed, By Community, By Air Carrier, And By Aircraft Type
12 Months Ended December 31, 1990

STATE OR U.S. AREA COMMUNITY (AIRPORT NAME)	CARRIER	OPERATION	TYPE OF AIRCRAFT	TOTAL DEPARTURES PERFORMED			DEPARTURES SCHEDULED
				SCHEDULED SERVICE	NON SCHEDULED SERVICE	ALL SERVICE	
MINNESOTA—Continued							
MINNEAPOLIS/ST.PAUL—Continued							
(MINNEAPOLIS-ST PAUL INTL)—Continued							
	JH—AMERIJET INTERNATIONAL	TOTAL	* B-727-100		3	3	
			ALL TYPES		3	3	3
	ML—MIDWAY AIRLINES	TOTAL	DC-9-15F	643	1	644	
			DC-9-30	2297	3	2300	
			DC-9-80	150		150	
			B-737-100/200	3		3	
			ALL TYPES	3093	4	3097	3235
	NW—NORTHWEST AIRLINES	TOTAL	B-747	1601	16	1617	
			B-747-400	321		321	
			B-757-200	10716		10716	
			DC-9-10	5797		5797	
			DC-9-30	22832	1	22833	
			DC-9-40	305		305	
			DC-9-50	9815	3	9818	
			DC-9-80	3973	1	3974	
			A-320-200	2264		2264	
			B-727-100	3081		3081	
			B-727-200	19877	16	19893	
			DC-10-40	5380		5380	
			B-747F		1	1	
			* B-747F	117		117	
			ALL TYPES	86079	38	86117	87475
	PA—PAN AMERICAN	TOTAL	B-727-200	664	4	668	
			B-747		1	1	
			ALL TYPES	664	5	669	662
	TW—TRANS WORLD AIR	TOTAL	DC-9-10	229		229	
			DC-9-30	1206		1206	
			DC-9-40	93	1	94	
			DC-9-80	234	167	401	
			B-727-100	161	8	169	
			B-727-200	483	14	497	
			L-1011/100/20	4		4	
			B-747	1	74	75	
			ALL TYPES	2411	264	2675	2463
	UA—UNITED AIR LINES	TOTAL	B-737-300	2534	1	2535	
			B-737-100/200	718		718	
			B-757-200	77	2	79	
			B-767-200	2	2	4	
			B-727-100	223		223	
			B-727-200	2116	1	2117	
			DC-10-10	11		11	
			DC-10-30	2		2	
			DC-8-71	6		6	
			B-737-500	2		2	
			ALL TYPES	5691	6	5697	5870
	US—U.S AIR	TOTAL	B-737-100/200	474	1	475	
			DC-9-30	567	1	568	
			B-727-200	167		167	
			B-737-400	31	5	36	
			B-737-300	295	41	336	
			DC-9-80	237	4	241	
			FOKKER 100	32		32	
			ALL TYPES	1803	52	1855	1813
	VK—ZANTOP INTL AIRLINES	TOTAL	* CV-640	5	47	52	
			* L-188A/C	237	6	243	
			ALL TYPES	242	53	295	295
	YB—TRANS CONTINENTAL	TOTAL	* CV-340/440		3	3	
			* DC-6		4	4	

NOTE * = All Cargo Services

TABLE 7—Continued
Aircraft Departures Scheduled and Aircraft Departures Performed, By Community, By Air Carrier, And By Aircraft Type
12 Months Ended December 31, 1990

STATE OR U.S. AREA COMMUNITY (AIRPORT NAME)	CARRIER	OPERATION	TYPE OF AIRCRAFT	TOTAL DEPARTURES PERFORMED			DEPARTURES SCHEDULED
				SCHEDULED SERVICE	NON SCHEDULED SERVICE	ALL SERVICE	
MINNESOTA—Continued							
MINNEAPOLIS/ST.PAUL—Continued							
(MINNEAPOLIS-ST PAUL INTL)—Continued							
			* DC-8-50F		45	45	
			DC-8-63F		1	1	
			ALL TYPES		53	53	
	5X—UNITED PARCEL SERVICE	TOTAL	* B-727-100	1		1	
			ALL TYPES	1		1	1
	9R—ROSENBALM AVATION	TOTAL	* DC-8-73F	1		1	
			ALL TYPES	1		1	1
COMMUNITY TOTAL		TOTAL	B-767-300	1		1	
			DC-9-80	8718	191	8909	
			B-727-100	3535	8	3543	
			B-727-200	26361	92	26453	
			DC-10-10	12		12	
			B-737-300	4760	52	4812	
			B-737-100/200	2436	3	2439	
			B-737-200C	683	1	684	
			DC-9-10	6058		6058	
			DC-9-30	27340	9	27349	
			A-300-X4		2	2	
			B-757-200	10794	3	10797	
			* BEECH 18	460		460	
			* C-208	1511		1511	
			* B-727-100	360	3	363	
			* B-727-200	15		15	
			* DC-10-10	308	1	309	
			* DC-10-30	5		5	
			* B-747	21	1	22	
			* B-747-200	44	6	50	
			* DC-8-73F	5		5	
			B-747-200		2	2	
			DC-9-15F	643	1	644	
			B-747	1602	91	1693	
			B-747-400	321		321	
			DC-9-40	398	1	399	
			DC-9-50	9815	3	9818	
			A-320-200	2264		2264	
			DC-10-40	5380		5380	
			B-747F		1	1	
			* B-747F	117		117	
			L-1011/100/20	4		4	
			B-767-200	2	2	4	
			DC-10-30	2		2	
			DC-8 71	6		6	
			B-737-500	2		2	
			B-737-400	31	5	36	
			FOKKER 100	32		32	
			* CV-640	5	47	52	
			* L-188A/C	237	6	243	
			* CV-340/440		3	3	
			* DC-6		4	4	
			* DC-8-50F		45	45	
			DC-8-63F		1	1	
			ALL TYPES	114288	584	114872	116312
ROCHESTER							
(ROCHESTER MUNI)	AA—AMERICAN AIRLINES	TOTAL	DC 9-80	5		5	
			B-727-100	1059		1059	
			B-727-200	126		126	
			ALL TYPES	1190		1190	1247
	CO—CONTINENTAL	TOTAL	DC-9-80	1		1	

NOTE * = All Cargo Services

TABLE 7—Continued
Aircraft Departures Scheduled and Aircraft Departures Performed, By Community, By Air Carrier, And By Aircraft Type
12 Months Ended December 31, 1990

STATE OR U.S. AREA / COMMUNITY (AIRPORT NAME)	CARRIER	OPERATION	TYPE OF AIRCRAFT	TOTAL DEPARTURES PERFORMED			DEPARTURES SCHEDULED
				SCHEDULED SERVICE	NON SCHEDULED SERVICE	ALL SERVICE	
MINNESOTA—Continued							
ROCHESTER—Continued							
(ROCHESTER MUNI)—Continued							
			ALL TYPES	1		1	
	FM—FEDERAL EXPRESS	TOTAL	* BEECH 18	1		1	
			ALL TYPES	1		1	1
	NW—NORTHWEST AIRLINES	TOTAL	DC-9-10	39		39	
			DC-9-30	948		948	
			DC-9-40	13		13	
			DC-9-50	508		508	
			A-320-200	2		2	
			B-727-100	2		2	
			B-727-200	203		203	
			DC-10-40	2		2	
			DC-9-80	21		21	
			B-757-200	1		1	
			ALL TYPES	1739		1739	1750
COMMUNITY TOTAL		TOTAL	DC-9-80	27		27	
			B-727-100	1061		1061	
			B-727-200	329		329	
			* BEECH 18	1		1	
			DC-9-10	39		39	
			DC-9-30	948		948	
			DC-9-40	13		13	
			DC-9-50	508		508	
			A-320-200	2		2	
			DC-10-40	2		2	
			B-757-200	1		1	
			ALL TYPES	2931		2931	2998
MISSISSIPPI							
COLUMBUS							
(COLUMBUS AFB)	VK—ZANTOP INTL AIRLINES	TOTAL	* L-188A/C		276	276	
			ALL TYPES		276	276	276
GULFPORT/BILOXI							
(GULFPORT MUNI)	FF—TOWER AIR	TOTAL	B-747		1	1	
			ALL TYPES		1	1	1
	NW—NORTHWEST AIRLINES	TOTAL	DC-9-10	41		41	
			DC-9-30	461		461	
			DC-9-40	3		3	
			DC-9-50	560		560	
			ALL TYPES	1065		1065	1071
COMMUNITY TOTAL		TOTAL	B-747		1	1	
			DC-9-10	41		41	
			DC-9-30	461		461	
			DC-9-40	3		3	
			DC-9-50	560		560	
			ALL TYPES	1065	1	1066	1072
JACKSON-VICKSBURG							
(ALLEN C THOMPSON FIELD)	AA—AMERICAN AIRLINES	TOTAL	DC-9-80	1298		1298	
			B-727-100	133		133	
			B-727-200	717		717	
			ALL TYPES	2148		2148	2205
	DL—DELTA AIR LINES	TOTAL	B-737-100/200	1216		1216	
			B-757-200	140		140	
			B-767-300	1		1	
			DC-9-30	1211		1211	
			DC-9-80	2002		2002	
			B-727-200	855	2	857	
			ALL TYPES	5425	2	5427	5447
	JH—AMERIJET INTERNATIONAL	TOTAL	* B-727-100		41	41	

TABLE 7—Continued
Aircraft Departures Scheduled and Aircraft Departures Performed, By Community, By Air Carrier, And By Aircraft Type
12 Months Ended December 31, 1990

STATE OR U.S. AREA / COMMUNITY (AIRPORT NAME)	CARRIER	OPERATION	TYPE OF AIRCRAFT	TOTAL DEPARTURES PERFORMED			DEPARTURES SCHEDULED
				SCHEDULED SERVICE	NON SCHEDULED SERVICE	ALL SERVICE	
MISSISSIPPI—Continued							
JACKSON-VICKSBURG—Continued							
(ALLEN C THOMPSON FIELD)—Continued							
			ALL TYPES		41	41	41
	NW—NORTHWEST AIRLINES	TOTAL	DC-9-10	427		427	
			DC-9-30	353		353	
			DC-9-40	4		4	
			DC-9-50	601		601	
			ALL TYPES	1385		1385	1389
COMMUNITY TOTAL		TOTAL	DC-9-80	3300		3300	
			B-727-100	133		133	
			B-727-200	1572	2	1574	
			B-737-100/200	1216		1216	
			B-757-200	140		140	
			B-767-300	1		1	
			DC-9-30	1564		1564	
			* B-727-100		41	41	
			DC-9-10	427		427	
			DC-9-40	4		4	
			DC-9-50	601		601	
			ALL TYPES	8958	43	9001	9082
LAUREL/HATTIESBURG							
(PINEBELT REGIONAL)	FM—FEDERAL EXPRESS	TOTAL	* BEECH 18	1		1	
			ALL TYPES	1		1	1
MERIDIAN							
(KEY FIELD)	FM—FEDERAL EXPRESS	TOTAL	* C-208	254		254	
			* BEECH 18	1		1	
			ALL TYPES	255		255	255
MISSOURI							
CAPE GIRARDEAU/SIKESTON							
(CAPE GIRARDEAU MUNI)	YB—TRANS CONTINENTAL	TOTAL	* CV-340/440		1	1	
			ALL TYPES		1	1	
COLUMBIA/JEFFERSON CITY							
(COLUMBIA REGIONAL)	TW—TRANS WORLD AIR	TOTAL	DC-9-30	1		1	
			ALL TYPES	1		1	
KANSAS CITY							
(INTERNATIONAL)	AA—AMERICAN AIRLINES	TOTAL	DC-9-80	4104	6	4110	
			B-727-200	12		12	
			B-727-100	1		1	
			ALL TYPES	4117	6	4123	4173
	CO—CONTINENTAL	TOTAL	B-737-300	761	3	764	
			B-737-100/200	209		209	
			B-737-200C	310	1	311	
			DC-9-10	183		183	
			DC-9-30	1115	11	1126	
			DC-9-80	1052	7	1059	
			B-727-100	65		65	
			B-727-200	1600	100	1700	
			A-300-X4	5	2	7	
			ALL TYPES	5300	124	5424	5206
	DL—DELTA AIR LINES	TOTAL	B-737-300	1131		1131	
			B-737-100/200	2799	3	2802	
			B-767-200	2		2	
			DC-9-30	349		349	
			DC-9-80	587		587	
			B-727-200	1270	3	1273	
			B-757-200	2		2	
			L-1011/100/20	1		1	
			ALL TYPES	6141	6	6147	6166
	EA—EASTERN AIR LINES	TOTAL	DC-9-30	247		247	

NOTE * = All Cargo Services

TABLE 7—Continued
Aircraft Departures Scheduled and Aircraft Departures Performed, By Community, By Air Carrier, And By Aircraft Type
12 Months Ended December 31, 1990

STATE OR U.S. AREA COMMUNITY (AIRPORT NAME)	CARRIER	OPERATION	TYPE OF AIRCRAFT	TOTAL DEPARTURES PERFORMED			DEPARTURES SCHEDULED
				SCHEDULED SERVICE	NON SCHEDULED SERVICE	ALL SERVICE	
MISSOURI—Continued							
KANSAS CITY—Continued							
(INTERNATIONAL)—Continued							
			DC-9-50	898		898	
			B-727-200	575		575	
			B-757-200	48		48	
			A-300-X4	1		1	
			ALL TYPES	1769		1769	1803
	FM—FEDERAL EXPRESS	TOTAL	* BEECH 18	11		11	
			* C-208	234		234	
			* B-727-100	355		355	
			* B-727-200	419		419	
			ALL TYPES	1019		1019	1019
	HP—AMERICAN WEST	TOTAL	B-737-300	1671	8	1679	
			B-737-100/200	1024	1	1025	
			B-757-200	1		1	
			ALL TYPES	2696	9	2705	2683
	JE—EXPRESS ONE	TOTAL	* B-727-100		41	41	
			ALL TYPES		41	41	
	JW—ARROW AIR	TOTAL	* DC-8-63F		1	1	
			ALL TYPES		1	1	
	ML—MIDWAY AIRLINES	TOTAL	B-737-100/200	66		66	
			DC-9-15F	202		202	
			DC-9-30	1814	21	1835	
			DC-9-80	130		130	
			ALL TYPES	2212	21	2233	2244
	NW—NORTHWEST AIRLINES	TOTAL	DC-9-10	288		288	
			DC-9-30	2149		2149	
			DC-9-40	20		20	
			DC-9-50	704		704	
			DC-9-80	199		199	
			B-727-100	255		255	
			B-727-200	619	3	622	
			DC-10-40	1		1	
			ALL TYPES	4235	3	4238	4274
	PA—PAN AMERICAN	TOTAL	B-727-200	354	2	356	
			B-747		1	1	
			ALL TYPES	354	3	357	351
	TW—TRANS WORLD AIR	TOTAL	B-767-200	26		26	
			B-747	5		5	
			DC-9-10	10		10	
			DC-9-30	416	5	421	
			DC-9-40	34	1	35	
			DC-9-80	636	2	638	
			B-727-100	602	4	606	
			B-727-200	2221	25	2246	
			L-1011/100/20	13		13	
			ALL TYPES	3963	37	4000	4037
	UA—UNITED AIR LINES	TOTAL	B-737-300	1220		1220	
			B-737-100/200	337		337	
			B-727-100	358	1	359	
			B-727-200	1985	1	1986	
			DC-10-10	5		5	
			B-757-200	103		103	
			B-767-200	1		1	
			DC-9-71	1	2	3	
			ALL TYPES	4010	4	4014	4027
	US—U S AIR	TOTAL	B-737-400	507		507	
			B-737-300	3687	4	3691	
			B-737-100/200	3955	1	3956	
			DC-9-30	556		556	
			B-727-200	21		21	

NOTE * = All Cargo Services

TABLE 7—Continued
Aircraft Departures Scheduled and Aircraft Departures Performed, By Community, By Air Carrier, And By Aircraft Type
12 Months Ended December 31, 1990

STATE OR U.S. AREA / COMMUNITY (AIRPORT NAME)	CARRIER	OPERATION	TYPE OF AIRCRAFT	TOTAL DEPARTURES PERFORMED			DEPARTURES SCHEDULED
				SCHEDULED SERVICE	NON SCHEDULED SERVICE	ALL SERVICE	
MISSOURI—Continued							
KANSAS CITY—Continued							
(INTERNATIONAL)—Continued							
			FOKKER 100	1		1	
			ALL TYPES	8727	5	8732	8764
	VK—ZANTOP INTL AIRLINES	TOTAL	* CV-640	10	130	140	
			* L-188A/C	246	109	355	
			ALL TYPES	256	239	495	485
	WN—SOUTHWEST AIRLINES	TOTAL	B-737-500	180		180	
			B-737-300	2834		2834	
			B-737-100/200	3523		3523	
			ALL TYPES	6537		6537	6584
	YB—TRANS CONTINENTAL	TOTAL	* DC-6		14	14	
			* DC-8-50F		11	11	
			ALL TYPES		25	25	
	YX—MIDWEST EXPRESS	TOTAL	DC-9-10	587	1	588	
			DC-9-80	329		329	
			DC-9-30	3	1	4	
			ALL TYPES	919	2	921	928
COMMUNITY TOTAL		TOTAL	DC-9-80	7037	15	7052	
			B-727-200	8657	134	8791	
			B-727-100	1281	5	1286	
			B-737-300	11304	15	11319	
			B-737-100/200	11913	5	11918	
			B-737-200C	310	1	311	
			DC-9-10	1068	1	1069	
			DC-9-30	6649	38	6687	
			A-300-X4	6	2	8	
			B-767-200	29		29	
			B-757-200	154		154	
			L-1011/100/20	14		14	
			DC-9-50	1602		1602	
			* BEECH 18	11		11	
			* C-208	234		234	
			* B-727-100	355	41	396	
			* B-727-200	419		419	
			* DC-8-63F		1	1	
			DC-9-15F	202		202	
			DC-9-40	54	1	55	
			DC-10-40	1		1	
			B-747	5	1	6	
			DC-10-10	5		5	
			DC-8-71	1	2	3	
			B-737-400	507		507	
			FOKKER 100	1		1	
			* CV-640	10	130	140	
			* L-188A/C	246	109	355	
			B-737-500	180		180	
			* DC-6		14	14	
			* DC-8-50F		11	11	
			ALL TYPES	52255	526	52781	52834
KIRKSVILLE							
(CLARENCE CANNON MEMORIAL)	FM—FEDERAL EXPRESS	TOTAL	* BEECH 18	1		1	
			ALL TYPES	1		1	1
ST. LOUIS							
(LAMBERT-ST LOUIS MUNI)	AA—AMERICAN AIRLINES	TOTAL	DC-9-80	2802		2802	
			B-727-100	146		146	
			B-727-200	617		617	
			DC-10-10	1		1	
			B-767-200	1		1	
			DC-10-30	1		1	
			ALL TYPES	3568		3568	3687

NOTE * = All Cargo Services

TABLE 7—Continued
Aircraft Departures Scheduled and Aircraft Departures Performed, By Community, By Air Carrier, And By Aircraft Type
12 Months Ended December 31, 1990

STATE OR U.S. AREA COMMUNITY (AIRPORT NAME)	CARRIER	OPERATION	TYPE OF AIRCRAFT	TOTAL DEPARTURES PERFORMED			DEPARTURES SCHEDULED
				SCHEDULED SERVICE	NON SCHEDULED SERVICE	ALL SERVICE	
MISSOURI—Continued							
ST. LOUIS—Continued							
(LAMBERT-ST LOUIS MUNI)—Continued							
	CO—CONTINENTAL	TOTAL	B-737-300	6		6	
			B-737-200C	2	1	3	
			DC-9-10	35		35	
			DC-9-30	371		371	
			DC-9-80	5		5	
			B-727-100	108		108	
			B-727-200	573	10	583	
			B-737-100/200	1		1	
			ALL TYPES	1101	11	1112	1092
	DL—DELTA AIR LINES	TOTAL	B-737-100/200	910		910	
			B-757-200	2		2	
			DC-9-30	1491	1	1492	
			B-727-200	1075	6	1081	
			B-767-300	1		1	
			DC-9-80		1	1	
			ALL TYPES	3479	8	3487	3494
	EA—EASTERN AIR LINES	TOTAL	DC-9-30	1268		1268	
			DC-9-50	842		842	
			B-727-200	91		91	
			B-757-200		4	4	
			ALL TYPES	2221	4	2225	2265
	FF—TOWER AIR	TOTAL	B-747		1	1	
			ALL TYPES		1	1	1
	FM—FEDERAL EXPRESS	TOTAL	* BEECH 18	3		3	
			* C-208	348		348	
			* B-727-100	440		440	
			* B-727-200	385		385	
			B-747-200		100	100	
			* B-747	2		2	
			ALL TYPES	1176	100	1276	1176
	JH—AMERIJET INTERNATIONAL	TOTAL	* B-727-100		8	8	
			ALL TYPES		8	8	8
	ML—MIDWAY AIRLINES	TOTAL	B-737-100/200	175		175	
			DC-9-15F	24		24	
			DC-9-30	221		221	
			DC-9-80	2		2	
			ALL TYPES	422		422	435
	NW—NORTHWEST AIRLINES	TOTAL	DC-9-10	448		448	
			DC-9-30	2543		2543	
			DC-9-40	41		41	
			DC-9-50	955		955	
			B-727-100	241		241	
			B-727-200	286		286	
			DC-9-80	37		37	
			* B-747F	1		1	
			ALL TYPES	4552		4552	4616
	TW—TRANS WORLD AIR	TOTAL	B-767-200	2432		2432	
			DC-9-10	6468	3	6471	
			DC-9-30	33600	39	33639	
			DC-9-40	2498	9	2507	
			DC-9-80	19140	33	19173	
			B-727-100	5116	64	5180	
			B-727-200	23925	228	24153	
			L-1011/100/20	6157	3	6160	
			B-747	507	5	512	
			ALL TYPES	99843	384	100227	102412
	UA—UNITED AIR LINES	TOTAL	B-737-300	1151		1151	
			B-737-100/200	544	1	545	

NOTE * = All Cargo Services

TABLE 7—Continued
Aircraft Departures Scheduled and Aircraft Departures Performed, By Community, By Air Carrier, And By Aircraft Type
12 Months Ended December 31, 1980

STATE OR U.S. AREA / COMMUNITY (AIRPORT NAME)	CARRIER	OPERATION	TYPE OF AIRCRAFT	TOTAL DEPARTURES PERFORMED			DEPARTURES SCHEDULED
				SCHEDULED SERVICE	NON SCHEDULED SERVICE	ALL SERVICE	
MISSOURI—Continued							
ST. LOUIS—Continued							
(LAMBERT-ST LOUIS MUNI)—Continued							
			B-757-200	2		2	
			B-727-100	476	5	481	
			B-727-200	893	4	897	
			DC-10-10	5		5	
			B-747	1		1	
			DC-8-71	2		2	
			B-767-200	1		1	
			ALL TYPES	3075	10	3085	3096
	US—U.S. AIR	TOTAL	F-28-4000/600	52		52	
			FOKKER 100	102		102	
			B-737-300	247	1	248	
			B-737-100/200	1000	5	1005	
			DC-9-30	1162	2	1164	
			DC-9-80	5		5	
			B-727-200	16		16	
			B-737-400	3		3	
			ALL TYPES	2587	8	2595	2620
	VK—ZANTOP INTL AIRLINES	TOTAL	* CV-640	10	48	58	
			* L-188A/C	273	41	314	
			ALL TYPES	283	89	372	372
	WN—SOUTHWEST AIRLINES	TOTAL	B-737-500	370		370	
			B-737-300	4413	6	4419	
			B-737-100/200	7369	1	7370	
			ALL TYPES	12152	7	12159	12435
COMMUNITY TOTAL		TOTAL	DC-9-80	21991	34	22025	
			B-727-100	6087	69	6156	
			B-727-200	27476	248	27724	
			DC-10-10	6		6	
			B-767-200	2434		2434	
			DC-10-30	1		1	
			B-737-300	5817	7	5824	
			B-737-200C	2	1	3	
			DC-9-10	6951	3	6954	
			DC-9-30	40676	42	40718	
			B-737-100/200	9999	7	10006	
			B-757-200	4	4	8	
			B-767-300	1		1	
			DC-9-50	1797		1797	
			B-747	508	6	514	
			* BEECH 18	3		3	
			* C-208	346		346	
			* B-727-100	440	8	448	
			* B-727-200	385		385	
			B-747-200		100	100	
			* B-747	2		2	
			DC-9-15F	24		24	
			DC-9-40	2539	9	2548	
			* B-747F	1		1	
			L-1011/100/20	6157	3	6160	
			DC-8-71	2		2	
			F-28-4000/600	52		52	
			FOKKER 100	102		102	
			B-737-400	3		3	
			* CV-640	10	48	58	
			* L-188A/C	273	41	314	
			B-737-500	370		370	
			ALL TYPES	134459	630	135089	137711

NOTE * = All Cargo Services

TABLE 7—Continued
Aircraft Departures Scheduled and Aircraft Departures Performed, By Community, By Air Carrier, And By Aircraft Type
12 Months Ended December 31, 1990

STATE OR U.S. AREA / COMMUNITY (AIRPORT NAME)	CARRIER	OPERATION	TYPE OF AIRCRAFT	TOTAL DEPARTURES PERFORMED			DEPARTURES SCHEDULED
				SCHEDULED SERVICE	NON SCHEDULED SERVICE	ALL SERVICE	
MISSOURI—Continued							
SPRINGFIELD							
(SPRINGFIELD REGIONAL)	FM—FEDERAL EXPRESS	TOTAL	* BEECH 18	255		255	
			ALL TYPES	255		255	255
	TW—TRANS WORLD AIR	TOTAL	DC-9-10	152		152	
			DC-9-30	824	9	833	
			DC-9-40	50		50	
			DC-9-80	8	2	10	
			B-727-100	1	3	4	
			B-727-200	3	2	5	
			ALL TYPES	1038	16	1054	1052
	UA—UNITED AIR LINES	TOTAL	B-737-300	5		5	
			B-737-100/200	491		491	
			B-727-100	194		194	
			B-727-200	3		3	
			ALL TYPES	693		693	704
	VK—ZANTOP INTL AIRLINES	TOTAL	* CV-640		2	2	
			ALL TYPES		2	2	2
COMMUNITY TOTAL		TOTAL	* BEECH 18	255		255	
			DC-9-10	152		152	
			DC-9-30	824	9	833	
			DC-9-40	50		50	
			DC-9-80	8	2	10	
			B-727-100	195	3	198	
			B-727-200	6	2	8	
			B-737-300	5		5	
			B-737-100/200	491		491	
			* CV-640		2	2	
			ALL TYPES	1986	18	2004	2013
MONTANA							
BILLINGS							
(LOGAN FIELD)	AA—AMERICAN AIRLINES	TOTAL	B-727-100	1		1	
			DC-9-80	2		2	
			B-727-200	2		2	
			ALL TYPES	5		5	5
	CO—CONTINENTAL	TOTAL	DC-9-10	643		643	
			DC-9-30	56		56	
			B-737-300	4		4	
			B-737-200C	63		63	
			DC-9-80	12	1	13	
			B-727-100	1		1	
			B-727-200	3	1	4	
			B-737-100/200	4		4	
			ALL TYPES	786	2	788	796
	DL—DELTA AIR LINES	TOTAL	B-737-300	93		93	
			B-737-100/200	996		996	
			B-727-200	3		3	
			ALL TYPES	1092		1092	1091
	FM—FEDERAL EXPRESS	TOTAL	* C-208	307		307	
			ALL TYPES	307		307	307
	NW—NORTHWEST AIRLINES	TOTAL	DC-9-30	1386		1386	
			DC-9-40	8		8	
			DC-9-50	2		2	
			B-727-100	3		3	
			B-727-200	711		711	
			B-757-200	1		1	
			DC-9-10	1		1	
			ALL TYPES	2112		2112	2114
	QX—HORIZON AIR	TOTAL	SWEARINGEN METRO I	2945		2945	
			DHC-8	1		1	
			ALL TYPES	2946		2946	3041

NOTE * = All Cargo Services

TABLE 7—Continued
Aircraft Departures Scheduled and Aircraft Departures Performed, By Community, By Air Carrier, And By Aircraft Type
12 Months Ended December 31, 1990

STATE OR U.S. AREA COMMUNITY (AIRPORT NAME)	CARRIER	OPERATION	TYPE OF AIRCRAFT	TOTAL DEPARTURES PERFORMED			DEPARTURES SCHEDULED
				SCHEDULED SERVICE	NON SCHEDULED SERVICE	ALL SERVICE	
MONTANA—Continued							
BILLINGS—Continued							
(LOGAN FIELD)—Continued							
	UA—UNITED AIR LINES	TOTAL	B-737-300	206		206	
			B-737-100/200	850		850	
			B-727-100	181		181	
			B-727-200	254		254	
			ALL TYPES	1491		1491	1512
COMMUNITY TOTAL		TOTAL	B-727-100	186		186	
			DC-9-80	14	1	15	
			B-727-200	973	1	974	
			DC-9-10	644		644	
			DC-9-30	1442		1442	
			B-737-300	303		303	
			B-737-200C	63		63	
			B-737-100/200	1850		1850	
			* C-208	307		307	
			DC-9-40	8		8	
			DC-9-50	2		2	
			B-757-200	1		1	
			SWEAR-METRO I	2945		2945	
			DHC-8	1		1	
			ALL TYPES	8739	2	8741	8868
BOZEMAN							
(GALLATIN FLD)	CO—CONTINENTAL	TOTAL	B-737-300	245		245	
			B-727-100	32		32	
			B-727-200	1094		1094	
			B-737-100/200	6		6	
			B-737-200C	31		31	
			DC-9-80	3		3	
			ALL TYPES	1411		1411	1454
	DL—DELTA AIR LINES	TOTAL	B-737-300	284		284	
			B-737-100/200	683		683	
			B-727-200	832		832	
			ALL TYPES	1799		1799	1818
	FM—FEDERAL EXPRESS	TOTAL	* C-208	306		306	
			ALL TYPES	306		306	306
	NW—NORTHWEST AIRLINES	TOTAL	DC-9-10	6		6	
			DC-9-30	425		425	
			DC-9-40	3		3	
			DC-9-50	1		1	
			B-727-100	2		2	
			B-727-200	347		347	
			ALL TYPES	784		784	792
	QX—HORIZON AIR	TOTAL	SWEAR-METRO I	1125		1125	
			ALL TYPES	1125		1125	1160
COMMUNITY TOTAL		TOTAL	B-737-300	529		529	
			B-727-100	34		34	
			B-727-200	2273		2273	
			B-737-100/200	689		689	
			B-737-200C	31		31	
			DC-9-80	3		3	
			* C-208	306		306	
			DC-9-10	6		6	
			DC-9-30	425		425	
			DC-9-40	3		3	
			DC-9-50	1		1	
			SWEAR-METRO I	1125		1125	
			ALL TYPES	5425		5425	5530

NOTE * = All Cargo Services

TABLE 7—Continued
Aircraft Departures Scheduled and Aircraft Departures Performed, By Community, By Air Carrier, And By Aircraft Type
12 Months Ended December 31, 1990

STATE OR U.S. AREA COMMUNITY (AIRPORT NAME)	CARRIER	OPERATION	TYPE OF AIRCRAFT	TOTAL DEPARTURES PERFORMED			DEPARTURES SCHEDULED
				SCHEDULED SERVICE	NON SCHEDULED SERVICE	ALL SERVICE	
MONTANA—Continued							
BUTTE							
(SILVER BOW COUNTY)	DL—DELTA AIR LINES	TOTAL	B-737-300	141		141	
			B-737-100/200	159		159	
			B-727-200	416		416	
			ALL TYPES	716		716	727
	FM—FEDERAL EXPRESS	TOTAL	* C-208	117		117	
			ALL TYPES	117		117	117
	QX—HORIZON AIR	TOTAL	SWEAR-METRO I	1696		1696	
			ALL TYPES	1696		1696	1771
COMMUNITY TOTAL		TOTAL	B-737-300	141		141	
			B-737-100/200	159		159	
			B-727-200	416		416	
			* C-208	117		117	
			SWEAR-METRO I	1696		1696	
			ALL TYPES	2529		2529	2615
GLASGOW							
(GLASGOW INTL)	FM—FEDERAL EXPRESS	TOTAL	* BEECH 18	1		1	
			ALL TYPES	1		1	1
GREAT FALLS							
(GREAT FALLS INTERNATIONAL)	AA—AMERICAN AIRLINES	TOTAL	DC-9-80	1		1	
			ALL TYPES	1		1	1
	DL—DELTA AIR LINES	TOTAL	B-737-100/200	743		743	
			B-737-300	3		3	
			B-727-200	347		347	
			ALL TYPES	1093		1093	1093
	FM—FEDERAL EXPRESS	TOTAL	* BEECH 18	317		317	
			* C-208	1554		1554	
			* B-727-100	622		622	
			* B-727-200	11		11	
			ALL TYPES	2504		2504	2504
	HU—NORTHERN AIR CARGO	TOTAL	* DC-6		1	1	
			ALL TYPES		1	1	1
	NW—NORTHWEST AIRLINES	TOTAL	DC-9-30	1433		1433	
			DC-9-40	8		8	
			B-727-200	4		4	
			B-747	2		2	
			ALL TYPES	1447		1447	1455
	QX—HORIZON AIR	TOTAL	SWEAR-METRO I	2191		2191	
			DHC-8	219		219	
			ALL TYPES	2410		2410	2480
	TW—TRANS WORLD AIR	TOTAL	B-747	3		3	
			L-1011/100/20	1		1	
			ALL TYPES	4		4	
	UA—UNITED AIR LINES	TOTAL	B-737-100/200	425		425	
			B-727-100	92		92	
			B-727-200	126		126	
			B-737-300	102		102	
			DC-10-10	1		1	
			ALL TYPES	746		746	756
	VK—ZANTOP INTL AIRLINES	TOTAL	* L-188A/C		151	151	
			ALL TYPES		151	151	151
AIRPORT TOTAL		TOTAL	DC-9-80	1		1	
			B-737-100/200	1168		1168	
			B-737-300	105		105	
			B-727-200	477		477	
			* BEECH 18	317		317	
			* C-208	1554		1554	

NOTE * = All Cargo Services

TABLE 7—Continued
Aircraft Departures Scheduled and Aircraft Departures Performed, By Community, By Air Carrier, And By Aircraft Type
12 Months Ended December 31, 1980

STATE OR U.S. AREA COMMUNITY (AIRPORT NAME)	CARRIER	OPERATIONS	TYPE OF AIRCRAFT	TOTAL DEPARTURES PERFORMED			DEPARTURES SCHEDULED
				SCHEDULED SERVICE	NON SCHEDULED SERVICE	ALL SERVICE	
MONTANA—Continued							
GREAT FALLS—Continued							
(GREAT FALLS INTERNATIONAL)—Continued							
AIRPORT TOTAL—Continued							
			* B-727-100	622		622	
			* B-727-200	11		11	
			* DC-8		1	1	
			DC-9-30	1433		1433	
			DC-9-40	8		8	
			B-747	5		5	
			SWEARINGEN METRO I	2191		2191	
			DHC-8	219		219	
			L-1011/100/200	1		1	
			B-727-100	92		92	
			DC-10-10	1		1	
			* L-188A/C		151	151	
			ALL TYPES	8205	152	8357	8441
(MALMSTROM AFB)	VK—ZANTOP INTL AIRLINES	TOTAL	* L-188A/C		150	150	
			ALL TYPES		150	150	150
COMMUNITY TOTAL BY CARRIER	AA—AMERICAN AIRLINES	TOTAL	DC-9-80	1		1	
			ALL TYPES	1		1	1
	DL—DELTA AIR LINES	TOTAL	B-737-300	3		3	
			B-737-100/200	743		743	
			B-727-200	347		347	
			ALL TYPES	1093		1093	1093
	FM—FEDERAL EXPRESS	TOTAL	* BEECH 18	317		317	
			* C-208	1554		1554	
			* B-727-100	622		622	
			* B-727-200	11		11	
			ALL TYPES	2504		2504	2504
	HU—NORTHERN AIR CARGO	TOTAL	* DC-8		1	1	
			ALL TYPES		1	1	1
	NW—NORTHWEST AIRLINES	TOTAL	DC-9-30	1433		1433	
			DC-9-40	8		8	
			B-727-200	4		4	
			B-747	2		2	
			ALL TYPES	1447		1447	1455
	QX—HORIZON AIR	TOTAL	SWEARINGEN METRO I	2191		2191	
			DHC-8	219		219	
			ALL TYPES	2410		2410	2480
	TW—TRANS WORLD AIR	TOTAL	L-1011/100/200	1		1	
			B-747	3		3	
			ALL TYPES	4		4	
	UA—UNITED AIR LINES	TOTAL	B-737-300	102		102	
			B-737-100/200	425		425	
			B-727-100	92		92	
			B-727-200	126		126	
			DC-10-10	1		1	
			ALL TYPES	746		746	756
	VK—ZANTOP INTL AIRLINES	TOTAL	* L-188A/C		301	301	
			ALL TYPES		301	301	301
COMMUNITY TOTAL		TOTAL	DC-9-80	1		1	
			B-737-100/200	1168		1168	
			B-737-300	105		105	
			B-727-200	477		477	
			* BEECH 18	317		317	
			* C-208	1554		1554	
			* B-727-100	622		622	

NOTE * = All Cargo Services

TABLE 7—Continued
Aircraft Departures Scheduled and Aircraft Departures Performed, By Community, By Air Carrier, And By Aircraft Type
12 Months Ended December 31, 1990

STATE OR U.S. AREA COMMUNITY (AIRPORT NAME)	CARRIER	OPERATION	TYPE OF AIRCRAFT	TOTAL DEPARTURES PERFORMED			DEPARTURES SCHEDULED
				SCHEDULED SERVICE	NON SCHEDULED SERVICE	ALL SERVICE	
MONTANA—Continued							
GREAT FALLS—Continued							
(MALMSTROM AFB)—Continued							
COMMUNITY TOTAL—Continued							
			* B-727-200	11		11	
			* DC-6		1	1	
			DC-9-30	1433		1433	
			DC-9-40	8		8	
			B-747	5		5	
			SWEAR-METRO I	2191		2191	
			DHC-8	219		219	
			L-1011/100/20	1		1	
			B-727-100	92		92	
			DC-10-10	1		1	
			* L-188A/C		301	301	
			ALL TYPES	9205	302	8507	8591
HAVRE							
(HAVRE CITY-COUNTY)	FM—FEDERAL EXPRESS	TOTAL	* BEECH 18	3		3	
			ALL TYPES	3		3	3
HELENA							
(HELENA)	DL—DELTA AIR LINES	TOTAL	B-737-100/200	520		520	
			B-727-200	420		420	
			ALL TYPES	940		940	943
	FM—FEDERAL EXPRESS	TOTAL	* C-208	501		501	
			ALL TYPES	501		501	501
	JW—ARROW AIR	TOTAL	* DC-8-62		1	1	
			ALL TYPES		1	1	
	QX—HORIZON AIR	TOTAL	SWEAR-METRO I	3054		3054	
			ALL TYPES	3054		3054	3140
COMMUNITY TOTAL		TOTAL	B-737-100/200	520		520	
			B-727-200	420		420	
			* C-208	501		501	
			* DC-8-62		1	1	
			SWEAR-METRO I	3054		3054	
			ALL TYPES	4495	1	4496	4584
KALISPELL							
(GLACIER PARK INTL)	DL—DELTA AIR LINES	TOTAL	B-737-100/200	5	1	6	
			B 727-200	712		712	
			ALL TYPES	717	1	718	728
	FM—FEDERAL EXPRESS	TOTAL	* C-208	310		310	
			ALL TYPES	310		310	310
	QX—HORIZON AIR	TOTAL	SWEAR-METRO I	2421		2421	
			DHC-8	651		651	
			ALL TYPES	3072		3072	3184
COMMUNITY TOTAL		TOTAL	B-737-100/200	5	1	6	
			B-727-200	712		712	
			* C-208	310		310	
			SWEAR-METRO I	2421		2421	
			DHC-8	651		651	
			ALL TYPES	4099	1	4100	4222
LEWISTOWN							
(LEWISTOWN MUNI)	FM—FEDERAL EXPRESS	TOTAL	* C-208	1		1	
			* BEECH 18	2		2	
			ALL TYPES	3		3	3
MISSOULA							
(JOHNSON BELL FIELD)	CO -CONTINENTAL	TOTAL	B-737-300	123		123	
			DC-9-80	3		3	

N [illegible] * All Cargo Services

TABLE 7—Continued
Aircraft Departures Scheduled and Aircraft Departures Performed, By Community, By Air Carrier, And By Aircraft Type
12 Months Ended December 31, 1990

STATE OR U.S. AREA / COMMUNITY (AIRPORT NAME)	CARRIER	OPERATION	TYPE OF AIRCRAFT	TOTAL DEPARTURES PERFORMED			DEPARTURES SCHEDULED
				SCHEDULED SERVICE	NON SCHEDULED SERVICE	ALL SERVICE	
MONTANA—Continued							
MISSOULA—Continued							
(JOHNSON - BELL FIELD)—Continued							
			B-727-100	16		16	
			B-727-200	556	1	557	
			B-737-100/200	3		3	
			B-737-200C	16		16	
			ALL TYPES	717	1	718	727
	DL—DELTA AIR LINES	TOTAL	B-737-300	2		2	
			B-737-100/200	656	1	657	
			B-727-200	434		434	
			ALL TYPES	1092	1	1093	1094
	FM—FEDERAL EXPRESS	TOTAL	* C-208	359		359	
			ALL TYPES	359		359	359
	NW—NORTHWEST AIRLINES	TOTAL	DC-9-30	719		719	
			DC-9-40	4		4	
			ALL TYPES	723		723	727
	QX—HORIZON AIR	TOTAL	SWEAR-METRO I	3223		3223	
			DHC-8	107		107	
			ALL TYPES	3330		3330	3448
COMMUNITY TOTAL		TOTAL	B-737-300	125		125	
			DC-9-80	3		3	
			B-727-100	16		16	
			B-727-200	990	1	991	
			B-737-100/200	659	1	660	
			B-737-200C	16		16	
			* C-208	359		359	
			DC-9-30	719		719	
			DC-9-40	4		4	
			SWEAR-METRO I	3223		3223	
			DHC-8	107		107	
			ALL TYPES	6221	2	6223	6355
WOLF POINT							
(WOLF POINT INTERNATIONAL)	FM—FEDERAL EXPRESS	TOTAL	* BEECH 18	251		251	
			ALL TYPES	251		251	251
NEBRASKA							
ALLIANCE							
(ALLIANCE MUNI)	FM—FEDERAL EXPRESS	TOTAL	* C-208	1		1	
			ALL TYPES	1		1	1
GRAND ISLAND							
(GRAND ISLAND AIR PARK)	FM—FEDERAL EXPRESS	TOTAL	* C-208	277		277	
			ALL TYPES	277		277	277
KEARNEY							
(KEARNEY MUNI)	FM—FEDERAL EXPRESS	TOTAL	* C-208	1		1	
			ALL TYPES	1		1	1
LINCOLN							
(LINCOLN MUNICIPAL)	FM—FEDERAL EXPRESS	TOTAL	* C-208	5		5	
			ALL TYPES	5		5	5
	HP—AMERICAN WEST	TOTAL	B-737-300	436	6	442	
			B-737-100/200	680		680	
			ALL TYPES	1116	6	1122	1124
	TW—TRANS WORLD AIR	TOTAL	DC-9-10	445		445	
			DC-9-30	703		703	
			DC-9-40	63		63	
			DC-9-80	8	1	9	
			B-727-200	3	3	6	
			B-727-100	1	5	6	
			ALL TYPES	1223	9	1232	1251

NOTE * = All Cargo Services

TABLE 7—Continued
Aircraft Departures Scheduled and Aircraft Departures Performed, By Community, By Air Carrier, And By Aircraft Type
12 Months Ended December 31, 1990

STATE OR U.S. AREA COMMUNITY (AIRPORT NAME)	CARRIER	OPERATION	TYPE OF AIRCRAFT	TOTAL DEPARTURES PERFORMED			DEPARTURES SCHEDULED
				SCHEDULED SERVICE	NON SCHEDULED SERVICE	ALL SERVICE	
NEBRASKA—Continued							
LINCOLN—Continued							
(LINCOLN MUNICIPAL)—Continued							
	UA—UNITED AIR LINES	TOTAL	B-737-300	1525		1525	
			B-737-100/200	246		246	
			B-727-100	212		212	
			B-727-200	625		625	
			DC-10-10	3		3	
			B-757-200	1		1	
			ALL TYPES	2612		2612	2631
	VK—ZANTOP INTL AIRLINES	TOTAL	* L-188A/C		2	2	
			ALL TYPES		2	2	2
COMMUNITY TOTAL		TOTAL	* C-208	5		5	
			B-737-300	1961	6	1967	
			B-737-100/200	926		926	
			DC-9-10	445		445	
			DC-9-30	703		703	
			DC-9-40	63		63	
			DC-9-80	8	1	9	
			B-727-200	628	3	631	
			B-727-100	213	5	218	
			DC-10-10	3		3	
			B-757-200	1		1	
			* L-188A/C		2	2	
			ALL TYPES	4956	17	4973	5013
MCCOOK							
(MCCOOK MUNI)	FM—FEDERAL EXPRESS	TOTAL	* C-208	7		7	
			ALL TYPES	7		7	7
NORTH PLATTE							
(LEE BIRD FIELD)	FM—FEDERAL EXPRESS	TOTAL	* C-208	309		309	
			ALL TYPES	309		309	309
OMAHA							
(EPPLEY AIRFIELD)	AA—AMERICAN AIRLINES	TOTAL	B-757-200	1		1	
			DC-9-80	1120		1120	
			B-727-100	788		788	
			B-727-200	730		730	
			B-767-200	1		1	
			DC-10-10	1		1	
			ALL TYPES	2641		2641	2743
	CO—CONTINENTAL	TOTAL	B-737-300	232		232	
			B-737-100/200	23		23	
			B-737-200C	629		629	
			DC-9-10	935		935	
			DC-9-30	188	9	197	
			DC-9-80	44	5	49	
			B-727-100	24	1	25	
			B-727-200	353	58	411	
			ALL TYPES	2428	73	2501	2406
	DL—DELTA AIR LINES	TOTAL	B-737-100/200	1451		1451	
			B-727-200	2		2	
			ALL TYPES	1453		1453	1452
	FM—FEDERAL EXPRESS	TOTAL	* BEECH 18	4		4	
			* C-208	791		791	
			* B-727-100	82		82	
			* B-727-200	195		195	
			ALL TYPES	1072		1072	1072
	HP—AMERICAN WEST	TOTAL	B-737-300	2499	7	2506	
			B-737-100/200	1169	1	1170	
			B-757-200	1		1	
			ALL TYPES	3669	8	3677	3703
	JE—EXPRESS ONE	TOTAL	* B-727-100		64	64	
			ALL TYPES		64	64	
	ML—MIDWAY AIRLINES	TOTAL	DC-9-15F	257		257	

NOTE * = All Cargo Services

TABLE 7—Continued
Aircraft Departures Scheduled and Aircraft Departures Performed, By Community, By Air Carrier, And By Aircraft Type
12 Months Ended December 31, 1990

STATE OR U.S. AREA COMMUNITY (AIRPORT NAME)	CARRIER	OPERATION	TYPE OF AIRCRAFT	TOTAL DEPARTURES PERFORMED			DEPARTURES SCHEDULED
				SCHEDULED SERVICE	NON SCHEDULED SERVICE	ALL SERVICE	
NEBRASKA—Continued							
OMAHA—Continued							
(EPPLEY AIRFIELD)—Continued							
			DC-9-30	861		861	
			DC-9-80	3		3	
			B-737-100/200	26		26	
			ALL TYPES	1147		1147	1181
	NW—NORTHWEST AIRLINES	TOTAL	B-757-200	2		2	
			DC-9-10	611		611	
			DC-9-30	415		415	
			DC-9-50	253		253	
			DC-9-80	179		179	
			B-727-100	20		20	
			B-727-200	795		795	
			DC-10-40	1		1	
			A-320-200	1		1	
			DC-9-40	2		2	
			ALL TYPES	2279		2279	2280
	TW—TRANS WORLD AIR	TOTAL	DC-9-10	16		16	
			DC-9-30	1055		1055	
			DC-9-40	80		80	
			B-727-100	328		328	
			B-727-200	290	2	292	
			DC-9-80	17		17	
			ALL TYPES	1786	2	1788	1788
	UA—UNITED AIR LINES	TOTAL	B-737-300	707		707	
			B-757-200	3		3	
			B-727-100	96		96	
			B-727-200	2509		2509	
			DC-10-10	6		6	
			B-747	3		3	
			B-737-100/200	6		6	
			ALL TYPES	3330		3330	3326
AIRPORT TOTAL		TOTAL	B-757-200	7		7	
			DC-9-80	1363	5	1368	
			B-727-100	1256	1	1257	
			B-727-200	4679	60	4739	
			B-767-200	1		1	
			DC-10-10	7		7	
			B-737-300	3438	7	3445	
			B-737-100/200	2675	1	2676	
			B-737-200C	629		629	
			DC-9-10	1562		1562	
			DC-9-30	2519	9	2528	
			* BEECH 18	4		4	
			* C-208	791		791	
			* B-727-100	82	64	146	
			* B-727-200	195		195	
			DC-9-15F	257		257	
			DC-9-50	253		253	
			DC-10-40	1		1	
			A-320-200	1		1	
			DC-9-40	82		82	
			B-747	3		3	
			ALL TYPES	19805	147	19952	19951
(OFFUTT AFB)	VK—ZANTOP INTL AIRLINES	TOTAL	* L-188A/C		2	2	
			ALL TYPES		2	2	
(MILLARD)	JH—AMERIJET INTERNATIONAL	TOTAL	* B-727-100	6	6	12	
			ALL TYPES	6	6	12	
COMMUNITY TOTAL BY CARRIER	AA—AMERICAN AIRLINES	TOTAL	B-757-200	1		1	
			B-767-200	1		1	

NOTE * = All Cargo Services

TABLE 7—Continued
Aircraft Departures Scheduled and Aircraft Departures Performed, By Community, By Air Carrier, And By Aircraft Type
12 Months Ended December 31, 1990

STATE OR U.S. AREA / COMMUNITY (AIRPORT NAME)	CARRIER	OPERATION	TYPE OF AIRCRAFT	TOTAL DEPARTURES PERFORMED			DEPARTURES SCHEDULED
				SCHEDULED SERVICE	NON SCHEDULED SERVICE	ALL SERVICE	
NEBRASKA—Continued							
OMAHA—Continued							
(MILLARD)—Continued							
COMMUNITY TOTAL BY CARRIER—Continued							
			DC-9-80	1120		1120	
			B-727-100	788		788	
			B-727-200	730		730	
			DC-10-10	1		1	
			ALL TYPES	2641		2641	2743
	CO—CONTINENTAL	TOTAL	B-737-300	232		232	
			B-737-100/200	23		23	
			B-737-200C	629		629	
			DC-9-10	935		935	
			DC-9-30	188	9	197	
			DC-9-80	44	5	49	
			B-727-100	24	1	25	
			B-727-200	353	58	411	
			ALL TYPES	2428	73	2501	2406
	DL—DELTA AIR LINES	TOTAL	B-737-100/200	1451		1451	
			B-727-200	2		2	
			ALL TYPES	1453		1453	1452
	FM—FEDERAL EXPRESS	TOTAL	* BEECH 18	4		4	
			* C-208	791		791	
			* B-727-100	82		82	
			* B-727-200	195		195	
			ALL TYPES	1072		1072	1072
	HP—AMERICAN WEST	TOTAL	B-737-300	2499	7	2506	
			B-737-100/200	1169	1	1170	
			B-757-200	1		1	
			ALL TYPES	3669	8	3677	3703
	JE—EXPRESS ONE	TOTAL	* B-727-100		64	64	
			ALL TYPES		64	64	
	JH—AMERIJET INTERNATIONAL	TOTAL	* B-727-100	6	6	12	
			ALL TYPES	6	6	12	
	ML—MIDWAY AIRLINES	TOTAL	B-737-100/200	26		26	
			DC-9-15F	257		257	
			DC-9-30	861		861	
			DC-9-80	3		3	
			ALL TYPES	1147		1147	1181
	NW—NORTHWEST AIRLINES	TOTAL	B-757-200	2		2	
			DC-9-10	611		611	
			DC-9-30	415		415	
			DC-9-40	2		2	
			DC-9-50	253		253	
			DC-9-80	179		179	
			A-320-200	1		1	
			B-727-100	20		20	
			B-727-200	795		795	
			DC-10-40	1		1	
			ALL TYPES	2279		2279	2280
	TW—TRANS WORLD AIR	TOTAL	DC-9-10	16		16	
			DC-9-30	1055		1055	
			DC-9-40	80		80	
			DC-9-80	17		17	
			B-727-100	328		328	
			B-727-200	290	2	292	
			ALL TYPES	1786	2	1788	1788
	UA—UNITED AIR LINES	TOTAL	B-737-300	707		707	
			B-737-100/200	6		6	
			B-757-200	3		3	
			B-727-100	96		96	

NOTE * = All Cargo Services

TABLE 7—Continued
Aircraft Departures Scheduled and Aircraft Departures Performed, By Community, By Air Carrier, And By Aircraft Type
12 Months Ended December 31, 1990

STATE OR U.S. AREA / COMMUNITY (AIRPORT NAME)	CARRIER	OPERATION	TYPE OF AIRCRAFT	TOTAL DEPARTURES PERFORMED			DEPARTURES SCHEDULED
				SCHEDULED SERVICE	NON SCHEDULED SERVICE	ALL SERVICE	
NEBRASKA—Continued							
OMAHA—Continued							
(MILLARD)—Continued							
COMMUNITY TOTAL BY CARRIER—Continued							
			B-727-200	2509		2509	
			DC-10-10	6		6	
			B-747	3		3	
			ALL TYPES	3330		3330	3326
	VK—ZANTOP INTL AIRLINES	TOTAL	* L-188A/C		2	2	
			ALL TYPES		2	2	2
COMMUNITY TOTAL		TOTAL	B-757-200	7		7	
			DC-9-80	1363	5	1368	
			B-727-100	1256	1	1257	
			B-727-200	4679	60	4739	
			B-767-200	1		1	
			DC-10-10	7		7	
			B-737-300	3438	7	3445	
			B-737-100/200	2675	1	2676	
			B-737-200C	629		629	
			DC-9-10	1562		1562	
			DC-9-30	2519	9	2528	
			* BEECH 18	4		4	
			* C-208	791		791	
			* B-727-100	88	70	158	
			* B-727-200	195		195	
			DC-9-15F	257		257	
			DC-9-50	253		253	
			DC-10-40	1		1	
			A-320-200	1		1	
			DC-9-40	82		82	
			B-747	3		3	
			* L-188A/C		2	2	
			ALL TYPES	19811	155	19966	19953
SCOTTSBLUFF							
(SCOTTSBLUFF COUNTY)	CO—CONTINENTAL	TOTAL	DC-9-80	1		1	
			ALL TYPES	1		1	
	FM—FEDERAL EXPRESS	TOTAL	BEECH 18	1		1	
			C-208	362		362	
			ALL TYPES	363		363	363
COMMUNITY TOTAL		TOTAL	DC-9-80	1		1	
			* BEECH 18	1		1	
			C-208	362		362	
			ALL TYPES	364		364	363
NEVADA							
ELKO							
(ELKO MUNI)	AA—AMERICAN AIRLINES	TOTAL	DC-9-80	1		1	
			ALL TYPES	1		1	1
LAS VEGAS							
(MC CARRAN INTL)	AA—AMERICAN AIRLINES	TOTAL	B-737-300	175		175	
			B-757-200	3		3	
			B-767-200	188	2	190	
			DC-9-80	2935		2935	
			B-727-100	4	2	6	
			B-727-200	5		5	
			DC-10-10	1860	1	1861	
			DC-10-30	88		88	
			B-737-100/200	120		120	
			B-767-300	1		1	
			ALL TYPES	5379	5	5384	5422
	CO—CONTINENTAL	TOTAL	B-737-300	1190	44	1234	
			B-737-200C	2		2	

NOTE * = All Cargo Services

TABLE 7—Continued
Aircraft Departures Scheduled and Aircraft Departures Performed, By Community, By Air Carrier, And By Aircraft Type
12 Months Ended December 31, 1990

STATE OR U.S. AREA COMMUNITY (AIRPORT NAME)	CARRIER	OPERATION	TYPE OF AIRCRAFT	TOTAL DEPARTURES PERFORMED			DEPARTURES SCHEDULED
				SCHEDULED SERVICE	NON SCHEDULED SERVICE	ALL SERVICE	
NEVADA—Continued							
LAS VEGAS—Continued							
(MC CARRAN INTL)—Continued							
			DC-9-30	1		1	
			DC-9-80	1034	128	1162	
			A-300-X4	5		5	
			B-727-100	16		16	
			B-727-200	1343	207	1550	
			DC-10-10	1		1	
			ALL TYPES	3592	379	3971	3598
	DL—DELTA AIR LINES	TOTAL	B-737-300	1202		1202	
			B-737-100/200	740		740	
			B-757-200	1203		1203	
			B-767-200	547		547	
			B-727-200	3325		3325	
			L-1011/100/20	20		20	
			B-767-300	7		7	
			ALL TYPES	7044		7044	7068
	FM—FEDERAL EXPRESS	TOTAL	* BEECH 18	3		3	
			* C-208	661		661	
			* B-727-100	252		252	
			* B-727-200	18		18	
			* DC-10-30	1		1	
			ALL TYPES	935		935	935
	HA—HAWAIIAN AIRLINES	TOTAL	L-1011/100/20	94	55	149	
			DC-8-62	2	9	11	
			ALL TYPES	96	64	160	94
	HP—AMERICAN WEST	TOTAL	DHC-8	7074		7074	
			B-737-300	19316	52	19368	
			B-737-100/200	13223	2	13225	
			B-757-200	4148		4148	
			B-747-200	658		658	
			ALL TYPES	44419	54	44473	45006
	MG—MGM GRAND AIR	TOTAL	B-727-100	2	1	3	
			ALL TYPES	2	1	3	2
	ML—MIDWAY AIRLINES	TOTAL	B-737-100/200	541		541	
			DC-9-80	528		528	
			ALL TYPES	1069		1069	1072
	NW—NORTHWEST AIRLINES	TOTAL	B-757-200	704		704	
			B-727-100	9		9	
			B-727-200	2122		2122	
			DC-10-40	56		56	
			B-747	6		6	
			* B-747F	1		1	
			DC-9-80	123		123	
			A-320-200	1		1	
			ALL TYPES	3022		3022	3011
	TW—TRANS WORLD AIR	TOTAL	B-747	4	51	55	
			B-767-200	7		7	
			DC-9-80	489	76	565	
			B-727-200	1041	149	1190	
			L-1011/100/20	369		369	
			B-727-100	1	1	2	
			ALL TYPES	1911	277	2188	1910
	UA—UNITED AIR LINES	TOTAL	B-737-300	848		848	
			B-737-100/200	316		316	
			B-757-200	53		53	
			B-767-200	104		104	
			B-727-100	105		105	
			B-727-200	2048		2048	
			DC-10-10	131		131	
			B-747	2		2	

NOTE * = All Cargo Services

TABLE 7—Continued
Aircraft Departures Scheduled and Aircraft Departures Performed, By Community, By Air Carrier, And By Aircraft Type
12 Months Ended December 31, 1990

STATE OR U.S. AREA COMMUNITY (AIRPORT NAME)	CARRIER	OPERATION	TYPE OF AIRCRAFT	TOTAL DEPARTURES PERFORMED			DEPARTURES SCHEDULED
				SCHEDULED SERVICE	NON SCHEDULED SERVICE	ALL SERVICE	
NEVADA—Continued							
LAS VEGAS—Continued							
(MC CARRAN INTL)—Continued							
			DC-8-71	3		3	
			B-737-500	13		13	
			DC-10-30		1	1	
			ALL TYPES	3623	1	3624	3608
	US—U.S. AIR	TOTAL	B-737-400	1441		1441	
			B-737-300	4966	97	5063	
			DC-9-80	89		89	
			B-727-200	6		6	
			BAE-146-200	1949		1949	
			ALL TYPES	8451	97	8548	8494
	WN—SOUTHWEST AIRLINES	TOTAL	B-737-500	939		939	
			B-737-300	5782	1	5783	
			B-737-100/200	5053		5053	
			ALL TYPES	11774	1	11775	11852
AIRPORT TOTAL		TOTAL	B-737-300	33479	194	33673	
			B-757-200	6111		6111	
			B-767-200	846	2	848	
			DC-9-80	5198	204	5402	
			B-727-100	137	4	141	
			B-727-200	9890	356	10246	
			DC-10-10	1992	1	1993	
			DC-10-30	88	1	89	
			B-737-100/200	19993	2	19995	
			B-767-300	8		8	
			B-737-200C	2		2	
			DC-9-30	1		1	
			A-300-X4	5		5	
			L-1011/100/20	483	55	538	
			* BEECH 18	3		3	
			* C-208	661		661	
			* B-727-100	252		252	
			* B-727-200	18		18	
			* DC-10-30	1		1	
			DC-8-62	2	9	11	
			DHC-8	7074		7074	
			B-747-200	658		658	
			DC-10-40	56		56	
			B-747	12	51	63	
			* B-747F	1		1	
			A-320-200	1		1	
			DC-8-71	3		3	
			B-737-500	952		952	
			B-737-400	1441		1441	
			BAE-146-200	1949		1949	
			ALL TYPES	91317	879	92196	92072
(NELLIS AFB)	VK—ZANTOP INTL AIRLINES	TOTAL	* L-188A/C		292	292	
			ALL TYPES		292	292	292
COMMUNITY TOTAL BY CARRIER	AA—AMERICAN AIRLINES	TOTAL	B-737-300	175		175	
			B-737-100/200	120		120	
			B-757-200	3		3	
			B-767-200	188	2	190	
			B-787-300	1		1	
			DC-9-80	2935		2935	
			B-727-100	4	2	6	
			B-727-200	5		5	
			DC-10-10	1860	1	1861	
			DC-10-30	88		88	
			ALL TYPES	5379	5	5384	5422
	CO—CONTINENTAL	TOTAL	B-737-300	1190	44	1234	

NOTE * = All Cargo Services

TABLE 7—Continued
Aircraft Departures Scheduled and Aircraft Departures Performed, By Community, By Air Carrier, And By Aircraft Type
12 Months Ended December 31, 1990

STATE OR U.S. AREA COMMUNITY (AIRPORT NAME)	CARRIER	OPERATION	TYPE OF AIRCRAFT	TOTAL DEPARTURES PERFORMED			DEPARTURES SCHEDULED
				SCHEDULED SERVICE	NON SCHEDULED SERVICE	ALL SERVICE	
NEVADA—Continued							
LAS VEGAS—Continued							
(NELLIS AFB)—Continued							
COMMUNITY TOTAL BY CARRIER—Continued							
			B-737-200C	2		2	
			DC-9-30	1		1	
			DC-9-80	1034	128	1162	
			A-300-X4	5		5	
			B-727-100	16		16	
			B-727-200	1343	207	1550	
			DC-10-10	1		1	
			ALL TYPES	3592	379	3971	3598
	DL—DELTA AIR LINES	TOTAL	B-737-300	1202		1202	
			B-737-100/200	740		740	
			B-757-200	1203		1203	
			B-767-200	547		547	
			B-767-300	7		7	
			B-727-200	3325		3325	
			L-1011/100/20	20		20	
			ALL TYPES	7044		7044	7068
	FM—FEDERAL EXPRESS	TOTAL	* BEECH 18	3		3	
			* C-208	661		661	
			* B-727-100	252		252	
			* B-727-200	18		18	
			* DC-10-30	1		1	
			ALL TYPES	935		935	935
	HA—HAWAIIAN AIRLINES	TOTAL	L-1011/100/20	94	55	149	
			DC-8-62	2	9	11	
			ALL TYPES	96	64	160	94
	HP—AMERICAN WEST	TOTAL	DHC-8	7074		7074	
			B-737-300	19316	52	19368	
			B-737-100/200	13223	2	13225	
			B-757-200	4148		4148	
			B-747-200	658		658	
			ALL TYPES	44419	54	44473	45006
	MG—MGM GRAND AIR	TOTAL	B-727-100	2	1	3	
			ALL TYPES	2	1	3	2
	ML—MIDWAY AIRLINES	TOTAL	B-737-100/200	541		541	
			DC-9-80	528		528	
			ALL TYPES	1069		1069	1072
	NW—NORTHWEST AIRLINES	TOTAL	B-757-200	704		704	
			DC-9-80	123		123	
			A-320-200	1		1	
			B-727-100	9		9	
			B-727-200	2122		2122	
			DC-10-40	56		56	
			B-747	6		6	
			* B-747F	1		1	
			ALL TYPES	3022		3022	3011
	TW—TRANS WORLD AIR	TOTAL	B-767-200	7		7	
			DC-9-80	489	76	565	
			B-727-100	1	1	2	
			B-727-200	1041	149	1190	
			L-1011/100/20	369		369	
			B-747	4	51	55	
			ALL TYPES	1911	277	2188	1910
	UA—UNITED AIR LINES	TOTAL	B-737-500	13		13	
			B-737-300	848		848	
			B-737-100/200	316		316	
			B-757-200	53		53	
			B-767-200	104		104	

NOTE * = All Cargo Services

TABLE 7—Continued
Aircraft Departures Scheduled and Aircraft Departures Performed, By Community, By Air Carrier, And By Aircraft Type
12 Months Ended December 31, 1990

STATE OR U.S. AREA COMMUNITY (AIRPORT NAME)	CARRIER	OPERATION	TYPE OF AIRCRAFT	TOTAL DEPARTURES PERFORMED			DEPARTURES SCHEDULED
				SCHEDULED SERVICE	NON SCHEDULED SERVICE	ALL SERVICE	
NEVADA—Continued							
LAS VEGAS—Continued							
(NELLIS AFB)—Continued							
COMMUNITY TOTAL BY CARRIER--Continued							
			B-727-100	105		105	
			B-727-200	2048		2048	
			DC-10-10	131		131	
			DC-10-30		1	1	
			B-747	2		2	
			DC-8-71	3		3	
			ALL TYPES	3623	1	3624	3606
	US—U.S. AIR	TOTAL	B-737-400	1441		1441	
			B-737-300	4966	97	5063	
			DC-9-80	89		89	
			B-727-200	6		6	
			BAE-146-200	1949		1949	
			ALL TYPES	8451	97	8548	8494
	VK—ZANTOP INTL AIRLINES	TOTAL	* L-188A/C		292	292	
			ALL TYPES		292	292	292
	WN—SOUTHWEST AIRLINES	TOTAL	B-737-500	939		939	
			B-737-300	5782	1	5783	
			B-737-100/200	5053		5053	
			ALL TYPES	11774	1	11775	11852
COMMUNITY TOTAL		TOTAL	B-737-300	33479	194	33673	
			B-757-200	6111		6111	
			B-767-200	846	2	848	
			DC-9-80	5198	204	5402	
			B-727-100	137	4	141	
			B-727-200	9890	356	10246	
			DC-10-10	1992	1	1993	
			DC-10-30	88	1	89	
			B-737-100/200	19993	2	19995	
			B-767-300	8		8	
			B-737-200C	2		2	
			DC-9-30	1		1	
			A-300-X4	5		5	
			L-1011/100/20	483	55	538	
			* BEECH 18	3		3	
			* C-208	661		661	
			* B-727-100	252		252	
			* B-727-200	18		18	
			* DC-10-30	1		1	
			DC-8-62	2	9	11	
			DHC-8	7074		7074	
			B-747-200	658		658	
			DC-10-40	56		56	
			B-747	12	51	63	
			* B-747F	1		1	
			A-320-200	1		1	
			DC-8-71	3		3	
			B-737-500	952		952	
			B-737-400	1441		1441	
			BAE-146-200	1949		1949	
			* L-188A/C		292	292	
			ALL TYPES	91317	1171	92488	92364
RENO							
(RENO INTL)	AA—AMERICAN AIRLINES	TOTAL	B-737-300	585		585	
			B-737-100/200	624		624	
			B-757-200	471		471	
			B-767-200	3		3	
			DC-9-80	1908		1908	

NOTE * = All Cargo Services

TABLE 7—Continued
Aircraft Departures Scheduled and Aircraft Departures Performed, By Community, By Air Carrier, And By Aircraft Type
12 Months Ended December 31, 1990

STATE OR U.S. AREA COMMUNITY (AIRPORT NAME)	CARRIER	OPERATION	TYPE OF AIRCRAFT	TOTAL DEPARTURES PERFORMED			DEPARTURES SCHEDULED
				SCHEDULED SERVICE	NON SCHEDULED SERVICE	ALL SERVICE	
NEVADA—Continued							
RENO—Continued							
(RENO INTL)—Continued							
			B-727-100	1751		1751	
			B-727-200	14		14	
			BAE-146-100	215		215	
			ALL TYPES	5571		5571	5718
	AS—ALASKA AIRLINES	TOTAL	DC-9-80	1	6	7	
			B-727-200		17	17	
			ALL TYPES	1	23	24	
	CO—CONTINENTAL	TOTAL	B-737-300	400	1	401	
			DC-9-80	473		473	
			B-727-200	142	28	170	
			B-727-100	16	3	19	
			B-737-200C	1		1	
			DC-9-10	1		1	
			ALL TYPES	1033	32	1065	1033
	DL—DELTA AIR LINES	TOTAL	B-737-300	909		909	
			B-737-100/200	569		569	
			B-757-200	2		2	
			B-727-200	1045		1045	
			ALL TYPES	2525		2525	2554
	FM—FEDERAL EXPRESS	TOTAL	* C-208	382		382	
			* B-727-100	312	4	316	
			* B-727-200	4		4	
			B-747-200		1	1	
			* BEECH 18	13		13	
			ALL TYPES	711	5	716	711
	HP—AMERICAN WEST	TOTAL	B-737-300	4036	2	4038	
			B-737-100/200	201		201	
			B-757-200	130		130	
			ALL TYPES	4367	2	4369	4437
	NW—NORTHWEST AIRLINES	TOTAL	DC-9-30	4		4	
			B-727-200	359		359	
			B-727-100	4		4	
			ALL TYPES	367		367	365
	OE—WESTAIR AIRLINES	TOTAL	BAE-146-200	2635		2635	
			ALL TYPES	2635		2635	2806
	PA—PAN AMERICAN	TOTAL	B-747	1		1	
			ALL TYPES	1		1	
	UA—UNITED AIR LINES	TOTAL	B-737-300	73		73	
			B-737-100/200	441		441	
			B-727-100	201		201	
			B-727-200	6		6	
			DC-10-10	1		1	
			ALL TYPES	722		722	725
	US—U.S. AIR	TOTAL	B-737-400	428		428	
			B-737-300	2313	10	2323	
			BAE-146-200	364		364	
			ALL TYPES	3105	10	3115	3155
	WN—SOUTHWEST AIRLINES	TOTAL	B-737-500	49		49	
			B-737-300	438	1	439	
			B-737-100/200	11		11	
			ALL TYPES	498	1	499	506
COMMUNITY TOTAL		TOTAL	B-737-300	8754	14	8768	
			B-737-100/200	1846		1846	
			B-757-200	603		603	
			B-767-200	3		3	
			DC-9-80	2382	6	2388	
			B-727-100	1972	3	1975	
			B-727-200	1566	45	1611	

NOTE: * = All Cargo Services

TABLE 7—Continued
Aircraft Departures Scheduled and Aircraft Departures Performed, By Community, By Air Carrier, And By Aircraft Type
12 Months Ended December 31, 1990

STATE OR U.S. AREA / COMMUNITY (AIRPORT NAME)	CARRIER	OPERATION	TYPE OF AIRCRAFT	TOTAL DEPARTURES PERFORMED			DEPARTURES SCHEDULED
				SCHEDULED SERVICE	NON SCHEDULED SERVICE	ALL SERVICE	
NEVADA—Continued							
RENO—Continued							
(RENO INTL)—Continued							
COMMUNITY TOTAL—Continued							
			BAE-146-100	215		215	
			B-737-200C	1		1	
			DC-9-10	1		1	
			* C-208	382		382	
			* B-727-100	312	4	316	
			* B-727-200	4		4	
			B-747-200		1	1	
			* BEECH 18	13		13	
			DC-9-30	4		4	
			BAE-146-200	2999		2999	
			B-747	1		1	
			DC-10-10	1		1	
			B-737-400	428		428	
			B-737-500	49		49	
			ALL TYPES	21536	73	21609	22010
NEW HAMPSHIRE							
LACONIA							
(LACONIA MUNI)	FM—FEDERAL EXPRESS	TOTAL	* C-208	2		2	
			ALL TYPES	2		2	2
LEBANON/WHITE RIVER JUNCTION							
(LEBANON REGIONAL)	FM—FEDERAL EXPRESS	TOTAL	* C-208	2		2	
			ALL TYPES	2		2	2
MANCHESTER/CONCORD							
(MUNICIPAL)	CO—CONTINENTAL	TOTAL	B-737-100/200	37		37	
			B-737-200C	93		93	
			B-727-200	60		60	
			DC-9-80	1		1	
			B-737-300	1		1	
			B-727-100	1		1	
			ALL TYPES	193		193	202
	FM—FEDERAL EXPRESS	TOTAL	* BEECH 18	494		494	
			* C-208	746		746	
			* B-727-100	484		484	
			* B-727-200	5		5	
			ALL TYPES	1729		1729	1729
	UA—UNITED AIR LINES	TOTAL	B-737-300	415		415	
			B-737-100/200	797		797	
			B-727-100	415		415	
			B-727-200	756		756	
			ALL TYPES	2383		2383	2455
	US—U S. AIR	TOTAL	F-28-4000/600	311		311	
			B-737-100/200	202	10	212	
			DC-9-30	1208	2	1210	
			DC-9-80	238		238	
			FOKKER 100	1		1	
			B-737-300	59	8	67	
			ALL TYPES	2019	20	2039	2069
COMMUNITY TOTAL		TOTAL	B-737-100/200	1036	10	1046	
			B-737-200C	93		93	
			B-727-200	816		816	
			DC-9-80	239		239	
			B-737-300	475	8	483	
			B-727-100	416		416	
			* BEECH 18	494		494	
			* C-208	746		746	
			* B-727-100	484		484	
			* B-727-200	5		5	
			F-28-4000/600	311		311	

NOTE * = All Cargo Services

TABLE 7—Continued
Aircraft Departures Scheduled and Aircraft Departures Performed, By Community, By Air Carrier, And By Aircraft Type
12 Months Ended December 31, 1990

STATE OR U.S. AREA / COMMUNITY (AIRPORT NAME)	CARRIER	OPERATION	TYPE OF AIRCRAFT	TOTAL DEPARTURES PERFORMED			DEPARTURES SCHEDULED
				SCHEDULED SERVICE	NON SCHEDULED SERVICE	ALL SERVICE	
NEW HAMPSHIRE—Continued							
MANCHESTER/CONCORD—Continued							
(MUNICIPAL)—Continued							
COMMUNITY TOTAL—Continued							
			DC-9-30	1208	2	1210	
			FOKKER 100	1		1	
			ALL TYPES	6324	20	6344	6455
NEW JERSEY							
ATLANTIC CITY							
(NAFEC ATLANTIC CITY/POMONA)	AA—AMERICAN AIRLINES	TOTAL	B-727-200	2		2	
			ALL TYPES	2		2	2
	CO—CONTINENTAL	TOTAL	B-737-100/200		3	3	
			B-737-200C		19	19	
			DC-9-30		52	52	
			DC-9-80		83	83	
			B-727-200	6	47	53	
			ALL TYPES	6	204	210	
	TB—TRUMP SHUTTLE	TOTAL	B-727-100	16	8	24	
			B-727-200	179	138	317	
			ALL TYPES	195	146	341	198
	TW—TRANS WORLD AIR	TOTAL	L-1011/100/20	1		1	
			ALL TYPES	1		1	
	US—U.S. AIR	TOTAL	F-28-4000/600	75		75	
			B-737-300	8	3	11	
			B-737-100/200	65	13	78	
			DC-9-30	260	31	291	
			FOKKER 100	365		365	
			DC-9-80	4	1	5	
			ALL TYPES	777	48	825	783
AIRPORT TOTAL		TOTAL	B-727-200	187	185	372	
			B-737-100/200	65	16	81	
			B-737-200C		19	19	
			DC-9-30	260	83	343	
			DC-9-80	4	84	88	
			B-727-100	16	8	24	
			L-1011/100/20	1		1	
			F-28-4000/600	75		75	
			B-737-300	8	3	11	
			FOKKER 100	365		365	
			ALL TYPES	981	398	1379	983
(BADER FIELD)	CO—CONTINENTAL	TOTAL	B-727-200	1		1	
			ALL TYPES	1		1	
COMMUNITY TOTAL BY CARRIER	AA—AMERICAN AIRLINES	TOTAL	B-727-200	2		2	
			ALL TYPES	2		2	2
	CO—CONTINENTAL	TOTAL	B-737-100/200		3	3	
			B-737-200C		19	19	
			DC-9-30		52	52	
			DC-9-80		83	83	
			B-727-200	7	47	54	
			ALL TYPES	7	204	211	
	TB—TRUMP SHUTTLE	TOTAL	B-727-100	16	8	24	
			B-727-200	179	138	317	
			ALL TYPES	195	146	341	198
	TW—TRANS WORLD AIR	TOTAL	L-1011/100/20	1		1	
			ALL TYPES	1		1	
	US—U.S. AIR	TOTAL	F-28-4000/600	75		75	
			FOKKER 100	365		365	
			B-737-300	8	3	11	
			B-737-100/200	65	13	78	
			DC-9-30	260	31	291	
			DC-9-80	4	1	5	
			ALL TYPES	777	48	825	783

NOTE * = All Cargo Services

TABLE 7—Continued
Aircraft Departures Scheduled and Aircraft Departures Performed, By Community, By Air Carrier, And By Aircraft Type
12 Months Ended December 31, 1990

STATE OR U.S. AREA / COMMUNITY / (AIRPORT NAME)	CARRIER	OPERATION	TYPE OF AIRCRAFT	TOTAL DEPARTURES PERFORMED			DEPARTURES SCHEDULED
				SCHEDULED SERVICE	NON SCHEDULED SERVICE	ALL SERVICE	
NEW JERSEY—Continued							
ATLANTIC CITY—Continued							
(BADER FIELD)—Continued							
COMMUNITY TOTAL		TOTAL	B-727-200	188	185	373	
			B-737-100/200	65	16	81	
			B-737-200C		19	19	
			DC-9-30	260	83	343	
			DC-9-80	4	84	88	
			B-727-100	16	8	24	
			L-1011/100/20	1		1	
			F-28-4000/600	75		75	
			B-737-300	8	3	11	
			FOKKER 100	365		365	
			ALL TYPES	982	398	1380	983
FORT DIX							
(MCGUIRE AFB)	FM—FEDERAL EXPRESS	TOTAL	* C-208	63		63	
			B-747-200		1	1	
			ALL TYPES	63	1	64	63
	JW—ARROW AIR	TOTAL	* DC-8-62	1	16	17	
			ALL TYPES	1	16	17	
	VK—ZANTOP INTL AIRLINES	TOTAL	* L-188A/C		5	5	
			ALL TYPES		5	5	5
COMMUNITY TOTAL		TOTAL	* C-208	63		63	
			B-747-200		1	1	
			* DC-8-62	1	16	17	
			* L-188A/C		5	5	
			ALL TYPES	64	22	86	68
LAKEWOOD							
(LAKEWOOD)	FM—FEDERAL EXPRESS	TOTAL	* C-208	193		193	
			ALL TYPES	193		193	193
NEWARK							
(NEWARK)	AA—AMERICAN AIRLINES	TOTAL	B-757-200	7		7	
			B-767-200	336		336	
			B-767-300	7		7	
			DC-9-80	1464		1464	
			A-310-300	182		182	
			B-727-100	120		120	
			B-727-200	4524	3	4527	
			DC-10-10	2348		2348	
			DC-10-30	14		14	
			A-300-600	184		184	
			ALL TYPES	9186	3	9189	9432
	CO—CONTINENTAL	TOTAL	B-737-300	6499	9	6508	
			B-737-100/200	8071	2	8073	
			B-737-200C	9641	7	9648	
			DC-9-30	3973	11	3984	
			DC-9-80	12302	36	12338	
			A-300-X4	4045	8	4053	
			B-727-100	1810	3	1813	
			B-727-200	16010	402	16412	
			DC-10-10	33		33	
			DC-10-30	514		514	
			B-747-200	257		257	
			DC-9-10	9		9	
			B-747	66		66	
			ALL TYPES	63230	478	63708	64991
	DL—DELTA AIR LINES	TOTAL	B-737-100/200	1		1	
			B-757-200	1492	8	1500	
			B-767-200	1233		1233	
			B-767-300	292		292	
			DC-9-80	5	2	7	
			B-727-200	3963	4	3967	
			ALL TYPES	6986	14	7000	7023

NOTE. * = All Cargo Services

TABLE 7—Continued
Aircraft Departures Scheduled and Aircraft Departures Performed, By Community, By Air Carrier, And By Aircraft Type
12 Months Ended December 31, 1990

STATE OR U.S. AREA COMMUNITY (AIRPORT NAME)	CARRIER	OPERATION	TYPE OF AIRCRAFT	TOTAL DEPARTURES PERFORMED			DEPARTURES SCHEDULED
				SCHEDULED SERVICE	NON SCHEDULED SERVICE	ALL SERVICE	
NEW JERSEY—Continued							
NEWARK—Continued							
(NEWARK)—Continued							
	EA—EASTERN AIR LINES	TOTAL	B-757-200	1476		1476	
			DC-9-30	256		256	
			DC-9-50	385		385	
			DC-9-80	1		1	
			A-300-X4	271		271	
			B-727-200	1370		1370	
			L-1011/100/20	237		237	
			ALL TYPES	3996		3996	4039
	FF—TOWER AIR	TOTAL	B-747	1		1	
			ALL TYPES	1		1	1
	FM—FEDERAL EXPRESS	TOTAL	* BEECH 18	322		322	
			* C-208	222		222	
			* B-727-100	1896		1896	
			* B-727-200	1042	1	1043	
			* DC-10-10	159	1	160	
			* DC-10-30	436		436	
			* DC-8-73F	133		133	
			* B-747-200	1	1	2	
			ALL TYPES	4211	3	4214	4211
	HP—AMERICAN WEST	TOTAL	B-737-300	13	2	15	
			B-757-200	1078	3	1081	
			ALL TYPES	1091	5	1096	1095
	JE—EXPRESS ONE	TOTAL	B-727-100		1	1	
			* B-727-100		28	28	
			ALL TYPES		29	29	
	JW—ARROW AIR	TOTAL	* DC-8-63F	52	170	222	
			* DC-8-62		3	3	
			ALL TYPES	52	173	225	
	NW—NORTHWEST AIRLINES	TOTAL	B-747	1		1	
			B-757-200	1264		1264	
			DC-9-10	455		455	
			DC-9-30	1082		1082	
			DC-9-40	16		16	
			DC-9-50	266		266	
			B-727-100	71		71	
			B-727-200	1439	2	1441	
			DC-10-40	360		360	
			DC-9-80	71		71	
			A-320-200	1		1	
			ALL TYPES	5026	2	5028	5243
	PA—PAN AMERICAN	TOTAL	A-310-300	1		1	
			B-727-200	145	2	147	
			ALL TYPES	146	2	148	145
	TW—TRANS WORLD AIR	TOTAL	DC-9-30	18	2	20	
			DC-9-80	502	1	503	
			B-727-100	27	3	30	
			B-727-200	678		678	
			L-1011/100/20	445		445	
			B-747	3		3	
			B-767-200	183		183	
			DC-9-40	1		1	
			ALL TYPES	1857	6	1863	1891
	UA—UNITED AIR LINES	TOTAL	B-747SP	344		344	
			B-737-300	505		505	
			B-737-100/200	637		637	
			B-757-200	717	3	720	
			B-767-200	822	2	824	
			B-727-100	263		263	
			B-727-200	2822	7	2829	

NOTE * = All Cargo Services

TABLE 7—Continued
Aircraft Departures Scheduled and Aircraft Departures Performed, By Community, By Air Carrier, And By Aircraft Type
12 Months Ended December 31, 1990

STATE OR U.S. AREA COMMUNITY (AIRPORT NAME)	CARRIER	OPERATION	TYPE OF AIRCRAFT	TOTAL DEPARTURES PERFORMED			DEPARTURES SCHEDULED
				SCHEDULED SERVICE	NON SCHEDULED SERVICE	ALL SERVICE	
NEW JERSEY—Continued							
NEWARK—Continued							
(NEWARK)—Continued							
			DC-10-10	1603		1603	
			DC-10-30	155		155	
			DC-8-71	2064	2	2066	
			B-747-200	2		2	
			ALL TYPES	9954	14	9968	10335
	US—U.S. AIR	TOTAL	F-28-4000/600	2972		2972	
			FOKKER 100	642		642	
			B-737-400	1333		1333	
			B-737-300	3225	8	3233	
			B-737-100/200	4200	1	4201	
			DC-9-30	7913	1	7914	
			DC-9-80	548		548	
			B-727-200	1233		1233	
			ALL TYPES	22066	10	22076	22654
	VK—ZANTOP INTL AIRLINES	TOTAL	* CV-640	9	64	73	
			* L-188A/C	528	136	664	
			ALL TYPES	537	200	737	737
	YX—MIDWEST EXPRESS	TOTAL	DC-9-10	858	1	859	
			DC-9-30	22		22	
			ALL TYPES	880	1	881	893
	5X—UNITED PARCEL SERVICE	TOTAL	* DC-8-73	117		117	
			* DC-10-30	10		10	
			ALL TYPES	127		127	127
COMMUNITY TOTAL		TOTAL	B-757-200	6034	14	6048	
			B-767-200	2574	2	2576	
			B-767-300	299		299	
			DC-9-80	14893	39	14932	
			A-310-300	183		183	
			B-727-100	2291	7	2298	
			B-727-200	32184	420	32604	
			DC-10-10	3984		3984	
			DC-10-30	683		683	
			A-300-600	184		184	
			B-737-300	10242	19	10261	
			B-737-100/200	12909	3	12912	
			B-737-200C	9641	7	9648	
			DC-9-30	13264	14	13278	
			A-300-X4	4316	8	4324	
			B-747-200	259		259	
			DC-9-10	1322	1	1323	
			B-747	71		71	
			DC-9-50	651		651	
			L-1011/100/20	682		682	
			* BEECH 18	322		322	
			* C-208	222		222	
			* B-727-100	1896	28	1924	
			* B-727-200	1042	1	1043	
			* DC-10-10	159	1	160	
			* DC-10-30	446		446	
			* DC-8-73F	133		133	
			* B-747-200	1	1	2	
			* DC-8-63F	52	170	222	
			* DC-8-62		3	3	
			DC-9-40	17		17	
			DC-10-40	360		360	
			A-320-200	1		1	
			B-747SP	344		344	
			DC-8-71	2084	2	2086	
			F-28-4000/600	2972		2972	

NOTE: * = All Cargo Services

TABLE 7—Continued
Aircraft Departures Scheduled and Aircraft Departures Performed, By Community, By Air Carrier, And By Aircraft Type
12 Months Ended December 31, 1990

STATE OR U.S. AREA COMMUNITY (AIRPORT NAME)	CARRIER	OPERATION	TYPE OF AIRCRAFT	TOTAL DEPARTURES PERFORMED			DEPARTURES SCHEDULED
				SCHEDULED SERVICE	NON SCHEDULED SERVICE	ALL SERVICE	
NEW JERSEY—Continued							
NEWARK—Continued							
(NEWARK)—Continued							
COMMUNITY TOTAL—Continued							
			FOKKER 100	642		642	
			B-737-400	1333		1333	
			* CV-640	9	64	73	
			* L-188A/C	528	136	664	
			* DC-8-73	117		117	
			ALL TYPES	129346	940	130286	132817
NEW MEXICO							
ALAMOGORDO							
(HOLLOMAN AFB)	VK—ZANTOP INTL AIRLINES	TOTAL	* L-188A/C		1	1	
			ALL TYPES		1	1	1
ALBUQUERQUE							
(ALBUQUERQUE INTL)	AA—AMERICAN AIRLINES	TOTAL	DC-9-80	1670		1670	
			B-727-100	182		182	
			B-727-200	1369		1369	
			DC-10-10	3		3	
			DC-10-30	2		2	
			ALL TYPES	3226		3226	3291
	AP—ASPEN AIRWAYS	TOTAL	CV-580	35		35	
			ALL TYPES	35		35	36
	CO—CONTINENTAL	TOTAL	B-737-300	200	4	204	
			B-737-100/200	54		54	
			B-737-200C	672		672	
			DC-9-10	253		253	
			DC-9-30	373		373	
			DC-9-80	143		143	
			B-727-100	96		96	
			B-727-200	1103	7	1110	
			ALL TYPES	2894	11	2905	2939
	DL—DELTA AIR LINES	TOTAL	B-737-300	2	1	3	
			B-737-100/200	1588	1	1589	
			DC-9-80	1469	1	1470	
			B-727-200	1069	2	1071	
			B-757-200	1		1	
			B-767-300	1		1	
			ALL TYPES	4130	5	4135	4135
	EA—EASTERN AIR LINES	TOTAL	B-757-200	1		1	
			ALL TYPES	1		1	
	FM—FEDERAL EXPRESS	TOTAL	* BEECH 18	3		3	
			* C-208	612		612	
			* B-727-100	336		336	
			* B-727-200	101		101	
			ALL TYPES	1052		1052	1052
	HP—AMERICAN WEST	TOTAL	B-737-300	2163	4	2167	
			B-737-100/200	1365		1365	
			B-757-200	1		1	
			ALL TYPES	3529	4	3533	3532
	PA—PAN AMERICAN	TOTAL	B-727-200	35		35	
			ALL TYPES	35		35	35
	TW—TRANS WORLD AIR	TOTAL	B-767-200	168		168	
			DC-9-80	293		293	
			B-727-100	37		37	
			B-727-200	707		707	
			L-1011/100/20	175		175	
			ALL TYPES	1380		1380	1396
	TZ—AMERICAN TRANS AIR	TOTAL	B-727-100		1	1	
			L-1011/100/20	1		1	
			ALL TYPES	1	1	2	
	UA—UNITED AIR LINES	TOTAL	B-737-300	328		328	
			B-737-100/200	658		658	

NOTE * All Cargo Services

TABLE 7—Continued
Aircraft Departures Scheduled and Aircraft Departures Performed, By Community By Air Carrier, And By Aircraft Type
12 Months Ended December 31, 1990

STATE OR U.S. AREA COMMUNITY (AIRPORT NAME)	CARRIER	OPERATION	TYPE OF AIRCRAFT	TOTAL DEPARTURES PERFORMED			DEPARTURES SCHEDULED
				SCHEDULED SERVICE	NON SCHEDULED SERVICE	ALL SERVICE	
NEW MEXICO—Continued							
ALBUQUERQUE—Continued							
(ALBUQUERQUE INTL)—Continued							
			B-767-200	1		1	
			B-727-100	1024	4	1028	
			B-727-200	289		289	
			ALL TYPES	2300	4	2304	2336
	US—U.S. AIR	TOTAL	B-737-400	326		326	
			B-737-300	1060		1060	
			DC-9-80	61		61	
			B-767-200	1		1	
			ALL TYPES	1468		1468	1460
	WN—SOUTHWEST AIRLINES	TOTAL	B-737-500	835		835	
			B-737-300	5547	2	5549	
			B-737-100/200	7676	2	7678	
			ALL TYPES	14058	4	14062	14174
AIRPORT TOTAL		TOTAL	DC-9-80	3636	1	3637	
			B-727-100	1339	5	1344	
			B-727-200	4572	9	4581	
			DC-10-10	3		3	
			DC-10-30	2		2	
			CV-580	35		35	
			B-737-300	9320	11	9331	
			B-737-100/200	11341	3	11344	
			B-737-200C	672		672	
			DC-9-10	253		253	
			DC-9-30	373		373	
			B-757-200	3		3	
			B-767-300	1		1	
			* BEECH 18	3		3	
			* C-208	612		612	
			* B-727-100	336		336	
			* B-727-200	101		101	
			B-767-200	170		170	
			L-1011/100/20	176		176	
			B-737-400	326		326	
			B-737-500	835		835	
			ALL TYPES	34109	29	34138	34386
(DOUBLE EAGLE II)	FM—FEDERAL EXPRESS	TOTAL	* C-208	1		1	
			ALL TYPES	1		1	1
COMMUNITY TOTAL BY CARRIER	AA—AMERICAN AIRLINES	TOTAL	DC-9-80	1670		1670	
			B-727-100	182		182	
			B-727-200	1369		1369	
			DC-10-10	3		3	
			DC-10 30	2		2	
			ALL TYPES	3226		3226	3291
	AP—ASPEN AIRWAYS	TOTAL	CV-580	35		35	
			ALL TYPES	35		35	36
	CO—CONTINENTAL	TOTAL	B-737-300	200	4	204	
			B-737-100/200	54		54	
			B-737-200C	672		672	
			DC-9-10	253		253	
			DC-9-30	373		373	
			DC-9-80	143		143	
			B-727-100	96		96	
			B-727-200	1103	7	1110	
			ALL TYPES	2894	11	2905	2939
	DL—DELTA AIR LINES	TOTAL	B-737-300	2	1	3	
			B-737-100/200	1588	1	1589	
			B-757-200	1		1	
			B-767-300	1		1	
			DC-9-80	1469	1	1470	

NOTE * = All Cargo Services

TABLE 7—Continued
Aircraft Departures Scheduled and Aircraft Departures Performed, By Community, By Air Carrier, And By Aircraft Type
12 Months Ended December 31, 1990

STATE OR U.S. AREA COMMUNITY (AIRPORT NAME)	CARRIER	OPERATION	TYPE OF AIRCRAFT	TOTAL DEPARTURES PERFORMED			DEPARTURES SCHEDULED
				SCHEDULED SERVICE	NON SCHEDULED SERVICE	ALL SERVICE	
NEW MEXICO—Continued							
ALBUQUERQUE—Continued							
(DOUBLE EAGLE II)—Continued							
COMMUNITY TOTAL BY CARRIER—Continued							
			B-727-200	1069	2	1071	
			ALL TYPES	4130	5	4135	4135
	EA—EASTERN AIR LINES	TOTAL	B-727-200	1		1	
			ALL TYPES	1		1	
	FM—FEDERAL EXPRESS	TOTAL	* BEECH 18	3		3	
			* C-208	613		613	
			* B-727-100	336		336	
			* B-727-200	101		101	
			ALL TYPES	1053		1053	1053
	HP—AMERICAN WEST	TOTAL	B-737-300	2163	4	2167	
			B-737-100/200	1365		1365	
			B-757-200	1		1	
			ALL TYPES	3529	4	3533	3532
	PA—PAN AMERICAN	TOTAL	B-727-200	35		35	
			ALL TYPES	35		35	35
	TW—TRANS WORLD AIR	TOTAL	B-767-200	168		168	
			DC-9-80	293		293	
			B-727-100	37		37	
			B-727-200	707		707	
			L-1011/100/20	175		175	
			ALL TYPES	1380		1380	1396
	TZ—AMERICAN TRANS AIR	TOTAL	B-727-100		1	1	
			L-1011/100/20	1		1	
			ALL TYPES	1	1	2	
	UA—UNITED AIR LINES	TOTAL	B-737-300	328		328	
			B-737-100/200	658		658	
			B-767-200	1		1	
			B-727-100	1024	4	1028	
			B-727-200	289		289	
			ALL TYPES	2300	4	2304	2336
	US—U.S. AIR	TOTAL	B-737-400	326		326	
			B-737-300	1080		1080	
			B-767-200	1		1	
			DC-9-80	61		61	
			ALL TYPES	1468		1468	1460
	WN—SOUTHWEST AIRLINES	TOTAL	B-737-500	835		835	
			B-737-300	5547	2	5549	
			B-737-100/200	7676	2	7678	
			ALL TYPES	14058	4	14062	14174
COMMUNITY TOTAL		TOTAL	DC-9-80	3636	1	3637	
			B-727-100	1339	5	1344	
			B-727-200	4572	9	4581	
			DC-10-10	3		3	
			DC-10-30	2		2	
			CV-580	35		35	
			B-737-300	9320	11	9331	
			B-737-100/200	11341	3	11344	
			B-737-200C	672		672	
			DC-9-10	253		253	
			DC-9-30	373		373	
			B-757-200	3		3	
			B-767-300	1		1	
			* BEECH 18	3		3	
			* C-208	613		613	
			* B-727-100	336		336	
			* B-727-200	101		101	
			B-767-200	170		170	

NOTE: * = All Cargo Services

TABLE 7—Continued
Aircraft Departures Scheduled and Aircraft Departures Performed, By Community, By Air Carrier, And By Aircraft Type
12 Months Ended December 31, 1990

STATE OR U.S. AREA / COMMUNITY / (AIRPORT NAME)	CARRIER	OPERATION	TYPE OF AIRCRAFT	TOTAL DEPARTURES PERFORMED			DEPARTURES SCHEDULED
				SCHEDULED SERVICE	NON SCHEDULED SERVICE	ALL SERVICE	
NEW MEXICO—Continued							
ALBUQUERQUE—Continued							
(DOUBLE EAGLE II)—Continued							
COMMUNITY TOTAL—Continued							
			L-1011/100/20	176		176	
			B-737-400	326		326	
			B-737-500	835		835	
			ALL TYPES	34110	29	34139	34387
CLOVIS							
(CLOVIS MUNICIPAL)	FM—FEDERAL EXPRESS	TOTAL	* C-208	3		3	
			* BEECH 18	1		1	
			ALL TYPES	4		4	4
(CANNON AFB)	VK—ZANTOP INTL AIRLINES	TOTAL	* L-188A/C		3	3	
			ALL TYPES		3	3	3
COMMUNITY TOTAL BY CARRIER	FM—FEDERAL EXPRESS	TOTAL	* BEECH 18	1		1	
			* C-208	3		3	
			ALL TYPES	4		4	4
	VK—ZANTOP INTL AIRLINES	TOTAL	* L-188A/C		3	3	
			ALL TYPES		3	3	3
COMMUNITY TOTAL		TOTAL	* C-208	3		3	
			* BEECH 18	1		1	
			* L-188A/C		3	3	
			ALL TYPES	4	3	7	7
FARMINGTON							
(FARMINGTON MUNI)	AP—ASPEN AIRWAYS	TOTAL	BH-1900	104		104	
			CV-580	179		179	
			ALL TYPES	283		283	294
	FM—FEDERAL EXPRESS	TOTAL	* C-208	333		333	
			ALL TYPES	333		333	333
COMMUNITY TOTAL		TOTAL	BH-1900	104		104	
			CV-580	179		179	
			* C-208	333		333	
			ALL TYPES	616		616	627
GALLUP							
(SENATOR CLARKE FIELD)	FM—FEDERAL EXPRESS	TOTAL	* C-208	309		309	
			ALL TYPES	309		309	309
HOBBS							
(LEA COUNTY/HOBBS)	FM—FEDERAL EXPRESS	TOTAL	* C-208	505		505	
			ALL TYPES	505		505	505
ROSWELL							
(INDUSTRIAL AIR CENTER)	CO—CONTINENTAL	TOTAL	B-727-200	1		1	
			ALL TYPES	1		1	
	FM—FEDERAL EXPRESS	TOTAL	* C-208	508		508	
			* BEECH 18	1		1	
			ALL TYPES	509		509	509
	HP—AMERICAN WEST	TOTAL	B-737-100/200	1		1	
			ALL TYPES	1		1	
	UA—UNITED AIR LINES	TOTAL	B-727-100	1		1	
			ALL TYPES	1		1	
COMMUNITY TOTAL		TOTAL	B-727-200	1		1	
			* C-208	508		508	
			* BEECH 18	1		1	
			B-737 100/200	1		1	
			B-727-100	1		1	
			ALL TYPES	512		512	509
NEW YORK							
ALBANY							
(ALBANY COUNTY)	AA—AMERICAN AIRLINES	TOTAL	DC-9-80	1153		1153	
			B-727-100	868		868	
			B-727-200	363		363	
			ALL TYPES	2384		2384	2455

NOTE * = All Cargo Services

TABLE 7—Continued
Aircraft Departures Scheduled and Aircraft Departures Performed, By Community, By Air Carrier, And By Aircraft Type
12 Months Ended December 31, 1990

STATE OR U.S. AREA COMMUNITY (AIRPORT NAME)	CARRIER	OPERATION	TYPE OF AIRCRAFT	TOTAL DEPARTURES PERFORMED			DEPARTURES SCHEDULED
				SCHEDULED SERVICE	NON SCHEDULED SERVICE	ALL SERVICE	
NEW YORK—Continued							
ALBANY—Continued							
(ALBANY COUNTY)—Continued							
	CO—CONTINENTAL	TOTAL	B-727-200	2		2	
			DC-9-80	1		1	
			ALL TYPES	3		3	
	DL—DELTA AIR LINES	TOTAL	B-737-100/200	2		2	
			DC-9-30	2		2	
			DC-9-80	129		129	
			B-727-200	937		937	
			ALL TYPES	1070		1070	1069
	EA—EASTERN AIR LINES	TOTAL	DC-9-30	700		700	
			DC-9-50	40		40	
			B-727-200	340		340	
			ALL TYPES	1080		1080	1079
	FM—FEDERAL EXPRESS	TOTAL	* BEECH 18	4		4	
			* B-727-100	289		289	
			* B-727-200	10		10	
			* C-208	1		1	
			ALL TYPES	304		304	304
	ML—MIDWAY AIRLINES	TOTAL	DC-9-15F	425		425	
			DC-9-30	367		367	
			ALL TYPES	792		792	830
	NW—NORTHWEST AIRLINES	TOTAL	DC-9-10	101		101	
			DC-9-30	1040		1040	
			DC-9-40	39		39	
			DC-9-50	151		151	
			DC-9-80	1		1	
			B-727-200	2		2	
			ALL TYPES	1334		1334	1361
	UA—UNITED AIR LINES	TOTAL	B-737-300	189		189	
			B-737-100/200	139		139	
			B-727-100	283		283	
			B-727-200	449		449	
			ALL TYPES	1060		1060	1085
	US—U S. AIR	TOTAL	F-28-4000/600	59		59	
			FOKKER 100	432		432	
			B-737-400	1044		1044	
			B-737-300	1060	4	1064	
			B-737-100/200	1665	2	1667	
			DC-9-30	1558	1	1559	
			DC-9-80	1004		1004	
			B-727-200	151		151	
			ALL TYPES	6973	7	6980	7092
COMMUNITY TOTAL		TOTAL	DC-9-80	2288		2288	
			B-727-100	1151		1151	
			B-727-200	2244		2244	
			B-737-100/200	1806	2	1808	
			DC-9-30	3667	1	3668	
			DC-9-50	191		191	
			* BEECH 18	4		4	
			* B-727-100	289		289	
			* B-727-200	10		10	
			* C-208	1		1	
			DC-9-15F	425		425	
			DC-9-10	101		101	
			DC-9-40	39		39	
			B-737-300	1249	4	1253	
			F-28-4000/600	59		59	
			FOKKER 100	432		432	
			B-737-400	1044		1044	
			ALL TYPES	15000	7	15007	15295

NOTE * = All Cargo Services

TABLE 7—Continued
Aircraft Departures Scheduled and Aircraft Departures Performed, By Community, By Air Carrier, And By Aircraft Type
12 Months Ended December 31, 1990

STATE OR U.S. AREA COMMUNITY (AIRPORT NAME)	CARRIER	OPERATION	TYPE OF AIRCRAFT	TOTAL DEPARTURES PERFORMED			DEPARTURES SCHEDULED
				SCHEDULED SERVICE	NON SCHEDULED SERVICE	ALL SERVICE	
NEW YORK—Continued							
BINGHAMTON/ENDCT/JHNSN CTY							
(BROOME COUNTY)	OE—WESTAIR AIRLINES	TOTAL	JETSTREAM 31	1121		1121	
			EMBRAER 120	2		2	
			ALL TYPES	1123		1123	1220
	US—U.S. AIR	TOTAL	F-28-4000/600	1227		1227	
			B-737-400	50		50	
			B-737-100/200	84	10	94	
			DC-9-30	531		531	
			B-727-200	1		1	
			FOKKER 100	185		185	
			ALL TYPES	2078	10	2088	2163
COMMUNITY TOTAL		TOTAL	JETSTREAM 31	1121		1121	
			EMBRAER 120	2		2	
			F-28-4000/600	1227		1227	
			B-737-400	50		50	
			B-737-100/200	84	10	94	
			DC-9-30	531		531	
			B-727-200	1		1	
			FOKKER 100	185		185	
			ALL TYPES	3201	10	3211	3383
BUFFALO&NIAGARA FALLS							
(GREATER BUFFALO INTERNATIONAL)	AA—AMERICAN AIRLINES	TOTAL	DC-9-80	3342	1	3343	
			B-727-200	122		122	
			DC-10-10	2		2	
			B-727-100	91		91	
			ALL TYPES	3557	1	3558	3642
	CO—CONTINENTAL	TOTAL	B-737-300	330		330	
			B-737-100/200	356		356	
			B-737-200C	434		434	
			DC-9-30	39	2	41	
			DC-9-80	874	1	875	
			B-727-200	119	4	123	
			B-727-100	7		7	
			A-300-X4		1	1	
			ALL TYPES	2159	8	2167	2211
	DL—DELTA AIR LINES	TOTAL	DC-9-30	442		442	
			DC-9-80	3		3	
			B-737-100/200	629		629	
			B-727-200	2		2	
			B-727-200		2	2	
			ALL TYPES	1076	2	1078	1086
	EA—EASTERN AIR LINES	TOTAL	B-757-200	85		85	
			DC-9-30	461		461	
			DC-9-50	568		568	
			B-727-200	662		662	
			ALL TYPES	1776		1776	1814
	FM—FEDERAL EXPRESS	TOTAL	* C-208	435		435	
			* B-727-100	313		313	
			* B-727-200	257	1	258	
			* BEECH 18	8		8	
			ALL TYPES	1013	1	1014	1013
	ML—MIDWAY AIRLINES	TOTAL	DC-9-15F	125		125	
			DC-9-30	911		911	
			ALL TYPES	1036		1036	1065
	NW—NORTHWEST AIRLINES	TOTAL	DC-9-10	24		24	
			DC-9-30	480		480	
			DC-9-40	6		6	
			DC-9-50	653		653	
			B-727-100	159		159	

NOTE * = All Cargo Services

TABLE 7—Continued
Aircraft Departures Scheduled and Aircraft Departures Performed, By Community, By Air Carrier, And By Aircraft Type
12 Months Ended December 31, 1990

STATE OR U.S. AREA COMMUNITY (AIRPORT NAME)	CARRIER	OPERATION	TYPE OF AIRCRAFT	TOTAL DEPARTURES PERFORMED			DEPARTURES SCHEDULED
				SCHEDULED SERVICE	NON SCHEDULED SERVICE	ALL SERVICE	
NEW YORK—Continued							
BUFFALO&NIAGARA FALLS—Continued							
(GREATER BUFFALO INTERNATIONAL)—Continued							
			B-727-200	182		182	
			DC-9-80	1		1	
			B-757-200	4		4	
			A-320-200	1		1	
			ALL TYPES	1510		1510	1511
	UA—UNITED AIR LINES	TOTAL	B-737-300	604	1	605	
			B-737-100/200	794		794	
			B-727-100	179		179	
			B-727-200	1202	2	1204	
			B-757-200		1	1	
			B-767-200		1	1	
			DC-8-71		1	1	
			ALL TYPES	2779	6	2785	2831
	US—U.S. AIR	TOTAL	F-28-4000/600	1657		1657	
			FOKKER 100	523	2	525	
			B-737-400	1429	2	1431	
			B-737-300	1400	78	1478	
			B-737-100/200	3536	30	3566	
			DC-9-30	3760	81	3841	
			DC-9-80	1849	1	1850	
			B-727-200	937		937	
			ALL TYPES	15091	194	15285	15411
	VK—ZANTOP INTL AIRLINES	TOTAL	* CV-640	185	36	221	
			* L-188A/C	103	18	121	
			ALL TYPES	288	54	342	342
	YB—TRANS CONTINENTAL	TOTAL	* CV-340/440		1	1	
			* DC-6		2	2	
			ALL TYPES		3	3	
COMMUNITY TOTAL		TOTAL	DC-9-80	6069	3	6072	
			B-727-200	3226	6	3232	
			DC-10-10	2		2	
			B-727-100	436		436	
			B-737-300	2334	79	2413	
			B-737-100/200	5315	30	5345	
			B-737-200C	434		434	
			DC-9-30	6093	83	6176	
			A-300-X4		1	1	
			B-757-200	89	3	92	
			DC-9-50	1221		1221	
			* C-208	435		435	
			* B-727-100	313		313	
			* B-727-200	257	1	258	
			* BEECH 18	8		8	
			DC-9-15F	125		125	
			DC-9-10	24		24	
			DC-9-40	6		6	
			A-320-200	1		1	
			B-767-200		1	1	
			DC-8-71		1	1	
			F-28-4000/600	1657		1657	
			FOKKER 100	523	2	525	
			B-737-400	1429	2	1431	
			* CV-640	185	36	221	
			* L-188A/C	103	18	121	
			* CV-340/440		1	1	
			* DC-6		2	2	
			ALL TYPES	30285	269	30554	30926

NOTE * = All Cargo Services

TABLE 7—Continued
Aircraft Departures Scheduled and Aircraft Departures Performed, By Community, By Air Carrier, And By Aircraft Type
12 Months Ended December 31, 1990

STATE OR U.S. AREA COMMUNITY (AIRPORT NAME)	CARRIER	OPERATION	TYPE OF AIRCRAFT	TOTAL DEPARTURES PERFORMED			DEPARTURES SCHEDULED
				SCHEDULED SERVICE	NON SCHEDULED SERVICE	ALL SERVICE	
NEW YORK—Continued							
ELMIRA/CORNING							
(CHEMUNG COUNTY)	FM—FEDERAL EXPRESS	TOTAL	* BEECH 18	1		1	
			* C-208	507		507	
			ALL TYPES	508		508	508
	US—U.S. AIR	TOTAL	DC-9-30	1090		1090	
			FOKKER 100	227		227	
			F-28-4000/600	88		88	
			B-737-300	1		1	
			B-737-100/200	126		126	
			DC-9-80	3		3	
			ALL TYPES	1535		1535	1556
COMMUNITY TOTAL		TOTAL	* BEECH 18	1		1	
			* C-208	507		507	
			DC-9-30	1090		1090	
			FOKKER 100	227		227	
			F-28-4000/600	88		88	
			B-737-300	1		1	
			B-737-100/200	126		126	
			DC-9-80	3		3	
			ALL TYPES	2043		2043	2064
ISLIP, LONG ISLAND							
(LONG ISLAND-MACARTHUR)	AA—AMERICAN AIRLINES	TOTAL	DC-9-80	2108		2108	
			B-727-200	41		41	
			B-727-100	2		2	
			ALL TYPES	2151		2151	2223
	EA—EASTERN AIR LINES	TOTAL	B-727-200	392		392	
			DC-9-30	324		324	
			DC-9-50	15		15	
			ALL TYPES	731		731	744
	OE—WESTAIR AIRLINES	TOTAL	EMBRAER 120	1212		1212	
			JETSTREAM 31	60		60	
			ALL TYPES	1272		1272	1314
	PA—PAN AMERICAN	TOTAL	A-310-300	1		1	
			B-727-200	1		1	
			ALL TYPES	2		2	
	US—U.S. AIR	TOTAL	F-28-4000/600	564		564	
			FOKKER 100	104		104	
			B-737-400	221		221	
			B-737-300	195		195	
			B-737-100/200	222		222	
			DC-9-30	925		925	
			DC-9-80	612		612	
			B-727-200	2		2	
			ALL TYPES	2845		2845	2922
COMMUNITY TOTAL		TOTAL	DC-9-80	2720		2720	
			B-727-200	436		436	
			B-727-100	2		2	
			DC-9-30	1249		1249	
			DC-9-50	15		15	
			EMBRAER 120	1212		1212	
			JETSTREAM 31	60		60	
			A-310-300	1		1	
			F-28-4000/600	564		564	
			FOKKER 100	104		104	
			B-737-400	221		221	
			B-737-300	195		195	
			B-737-100/200	222		222	
			ALL TYPES	7001		7001	7203
ITHACA/CORTLAND							
(TOMPKINS COUNTY)	FM—FEDERAL EXPRESS	TOTAL	* C-208	3		3	

NOTE: * = All Cargo Services

TABLE 7—Continued
Aircraft Departures Scheduled and Aircraft Departures Performed, By Community, By Air Carrier, And By Aircraft Type
12 Months Ended December 31, 1990

STATE OR U.S. AREA COMMUNITY (AIRPORT NAME)	CARRIER	OPERATION	TYPE OF AIRCRAFT	TOTAL DEPARTURES PERFORMED			DEPARTURES SCHEDULED
				SCHEDULED SERVICE	NON SCHEDULED SERVICE	ALL SERVICE	
NEW YORK—Continued							
ITHACA/CORTLAND—Continued							
(TOMPKINS COUNTY)—Continued							
			ALL TYPES	3		3	3
	US—U.S. AIR	TOTAL	B-737-100/200	176		176	
			DC-9-30	803		803	
			F-28-4000/600	57		57	
			FOKKER 100	27		27	
			ALL TYPES	1063		1063	1099
COMMUNITY TOTAL		TOTAL	* C-208	3		3	
			B-737-100/200	176		176	
			DC-9-30	803		803	
			F-28-4000/600	57		57	
			FOKKER 100	27		27	
			ALL TYPES	1066		1066	1102
JAMESTOWN							
(JAMESTOWN MUNI)	FM—FEDERAL EXPRESS	TOTAL	* C-208	488		488	
			ALL TYPES	488		488	488
NEWBURGH							
(STEWART)	AA—AMERICAN AIRLINES	TOTAL	B-727-100	778		778	
			B-727-200	1203		1203	
			DC-9-80	16		16	
			DC-10-10	7		7	
			ALL TYPES	2004		2004	2049
	CO—CONTINENTAL	TOTAL	B-737-300	1		1	
			B-737-100/200	1		1	
			DC-9-80	1	1	2	
			B-727-200		1	1	
			ALL TYPES	3	2	5	
	FF—TOWER AIR	TOTAL	B-747	1		1	
			ALL TYPES	1		1	1
	FM—FEDERAL EXPRESS	TOTAL	* BEECH 18	253		253	
			* C-208	154		154	
			* B-727-100	401		401	
			* B-727-200	4		4	
			ALL TYPES	812		812	812
	OE—WESTAIR AIRLINES	TOTAL	EMBRAER 120	438		438	
			JETSTREAM 31	191		191	
			ALL TYPES	629		629	664
	PA—PAN AMERICAN	TOTAL	B-727-200	2	2	4	
			B-747	6		6	
			B-747-200	2		2	
			A-310-300	2		2	
			ALL TYPES	12	2	14	
	TW—TRANS WORLD AIR	TOTAL	L-1011/100/20	2		2	
			B-747	1		1	
			ALL TYPES	3		3	
	UA—UNITED AIR LINES	TOTAL	B-747SP	1		1	
			ALL TYPES	1		1	
	VK—ZANTOP INTL AIRLINES	TOTAL	* CV-640		1	1	
			ALL TYPES		1	1	1
COMMUNITY TOTAL		TOTAL	B-727-100	778		778	
			B-727-200	1205	3	1208	
			DC-9-80	17	1	18	
			DC-10-10	7		7	
			B-737-300	1		1	
			B-737-100/200	1		1	
			B-747	8		8	
			* BEECH 18	253		253	
			* C-208	154		154	
			* B-727-100	401		401	
			* B-727-200	4		4	

NOTE. * = All Cargo Services

TABLE 7—Continued
Aircraft Departures Scheduled and Aircraft Departures Performed, By Community, By Air Carrier, And By Aircraft Type
12 Months Ended December 31, 1990

STATE OR U.S. AREA COMMUNITY (AIRPORT NAME)	CARRIER	OPERATION	TYPE OF AIRCRAFT	TOTAL DEPARTURES PERFORMED			DEPARTURES SCHEDULED
				SCHEDULED SERVICE	NON SCHEDULED SERVICE	ALL SERVICE	
NEW YORK—Continued							
NEWBURGH—Continued							
(STEWART)—Continued							
COMMUNITY TOTAL—Continued							
			EMBRAER 120	438		438	
			JETSTREAM 31	191		191	
			B-747-200	2		2	
			A-310-300	2		2	
			L-1011/100/20	2		2	
			B-747SP	1		1	
			* CV-640		1	1	
			ALL TYPES	3465	5	3470	3527
NEW YORK							
(JOHN F KENNEDY INTL)	AA—AMERICAN AIRLINES	TOTAL	B-767-200	2091		2091	
			B-767-300	857		857	
			DC-10-30	11	10	21	
			DC-9-80	8	1	9	
			A-310-300	2662	6	2668	
			B-727-100	238		238	
			B-727-200	1980		1980	
			DC-10-10	3383	2	3385	
			A-300-600	2517		2517	
			B-757-200	3		3	
			ALL TYPES	13750	19	13769	14025
	CO—CONTINENTAL	TOTAL	DC-10-30	1		1	
			B-737-300	1		1	
			ALL TYPES	2		2	
	DL—DELTA AIR LINES	TOTAL	B-757-200	853	3	856	
			B-767-200	152		152	
			B-767-300	145		145	
			B-727-200	303		303	
			L-1011/100/20	1		1	
			ALL TYPES	1454	3	1457	1458
	FF—TOWER AIR	TOTAL	B-747	219	71	290	
			ALL TYPES	219	71	290	219
	FM—FEDERAL EXPRESS	TOTAL	* DC-10-30	1000	33	1033	
			* B-747-200	408	151	559	
			* B-747	266	86	352	
			* BEECH 18	26		26	
			* C-208	164		164	
			* B-727-100	378		378	
			* B-727-200	330	3	333	
			* DC-10-10	4		4	
			* DC-8-73F	2		2	
			ALL TYPES	2578	273	2851	2578
	HP—AMERICAN WEST	TOTAL	B-757-200	1157		1157	
			B-747-200	299	4	303	
			B-737-300	1		1	
			ALL TYPES	1457	4	1461	1460
	JW—ARROW AIR	TOTAL	* DC-8-63F		33	33	
			* DC-8-62		7	7	
			ALL TYPES		40	40	
	KW—PACIFIC INTERSTATE	TOTAL	B-727-100	4	1	5	
			B-727-200	85	9	94	
			ALL TYPES	89	10	99	95
	MG—MGM GRAND AIR	TOTAL	B-727-100	440	10	450	
			DC-8-61	204	3	207	
			ALL TYPES	644	13	657	649
	NW—NORTHWEST AIRLINES	TOTAL	B-747-400	390		390	
			B-747	1	57	58	
			B-757-200	170		170	

NOTE: * = All Cargo Services

TABLE 7—Continued
Aircraft Departures Scheduled and Aircraft Departures Performed, By Community, By Air Carrier, And By Aircraft Type
12 Months Ended December 31, 1990

STATE OR U.S. AREA COMMUNITY (AIRPORT NAME)	CARRIER	OPERATION	TYPE OF AIRCRAFT	TOTAL DEPARTURES PERFORMED			DEPARTURES SCHEDULED
				SCHEDULED SERVICE	NON SCHEDULED SERVICE	ALL SERVICE	
NEW YORK—Continued							
NEW YORK—Continued							
(JOHN F KENNEDY INT'L)—Continued							
			DC-9-30	12		12	
			A-320-200	88		88	
			B-727-200	42		42	
			* B-747F	446	23	469	
			DC-10-40	111		111	
			DC-9-50	13		13	
			ALL TYPES	1273	80	1353	1333
	OE—WESTAIR AIRLINES	TOTAL	EMBRAER 120	1		1	
			ALL TYPES	1		1	
	PA—PAN AMERICAN	TOTAL	A-310-200	1157	2	1159	
			A-310-300	3044	1	3045	
			B-747	4058	23	4081	
			B-747-200	1020	9	1029	
			B-727-200	11088	4	11092	
			A-300-X4	2592		2592	
			ALL TYPES	22959	39	22998	22648
	TW—TRANS WORLD AIR	TOTAL	B-767-200	1189		1189	
			L-1011/100/20	5797	1	5798	
			B-747	3742	95	3837	
			DC-9-30	433		433	
			DC-9-40	37		37	
			DC-9-80	2535	4	2539	
			B-727-100	158	1	159	
			B-727-200	8345	3	8348	
			DC-9-10	4		4	
			ALL TYPES	22240	104	22344	22584
	UA—UNITED AIR LINES	TOTAL	B-737-300	93	1	94	
			B-737-100/200	73		73	
			B-757-200	52		52	
			B-767-200	2114	1	2115	
			B-727-100	5	1	6	
			B-727-200	189		189	
			DC-10-10	330		330	
			B-747-200	356		356	
			B-747SP	12		12	
			DC-8-71	14		14	
			ALL TYPES	3238	3	3241	3273
	US—U.S. AIR	TOTAL	F-28-4000/600	392		392	
			B-737-400	354		354	
			B-737-300	32	2	34	
			B-737-100/200	2916		2916	
			DC-9-30	154		154	
			B-727-200	3		3	
			FOKKER 100	1		1	
			DC-9-80	2		2	
			ALL TYPES	3854	2	3856	3970
	8C—AIR TRANSPORT INTERNATIONAL	TOTAL	* DC-8-62	236	3	239	
			* DC-8-61		1	1	
			ALL TYPES	238	4	240	215
AIRPORT TOTAL		TOTAL	B-767-200	5546	1	5547	
			B-767-300	1002		1002	
			DC-10-30	12	10	22	
			DC-9-80	2545	5	2550	
			A-310-300	5706	7	5713	
			B-727-100	845	13	858	
			B-727-200	22035	16	22051	
			DC-10-10	3713	2	3715	
			A-300-600	2517		2517	

NOTE * = All Cargo Services

TABLE 7—Continued
Aircraft Departures Scheduled and Aircraft Departures Performed, By Community, By Air Carrier, And By Aircraft Type
12 Months Ended December 31, 1990

STATE OR U.S. AREA COMMUNITY (AIRPORT NAME)	CARRIER	OPERATION	TYPE OF AIRCRAFT	TOTAL DEPARTURES PERFORMED			DEPARTURES SCHEDULED
				SCHEDULED SERVICE	NON SCHEDULED SERVICE	ALL SERVICE	
NEW YORK—Continued							
NEW YORK—Continued							
(JOHN F KENNEDY INTL)—Continued							
AIRPORT TOTAL—Continued							
			B-757-200	2235	3	2238	
			B-737-300	127	3	130	
			L-1011/100/20	5798	1	5799	
			B-747	8020	246	8266	
			* DC-10-30	1000	33	1033	
			* B-747-200	408	151	559	
			* B-747	266	86	352	
			* BEECH 18	26		26	
			* C-208	164		164	
			* B-727-100	378		378	
			* B-727-200	330	3	333	
			* DC-10-10	4		4	
			* DC-8-73F	2		2	
			B-747-200	1675	13	1688	
			* DC-8-63F		33	33	
			* DC-8-62	236	10	246	
			DC-8-61	204	3	207	
			B-747-400	390		390	
			DC-9-30	599		599	
			A-320-200	88		88	
			* B-747F	446	23	469	
			DC-10-40	111		111	
			DC-9-50	13		13	
			EMBRAER 120	1		1	
			A-310-200	1157	2	1159	
			A-300-X4	2592		2592	
			DC-9-40	37		37	
			DC-9-10	4		4	
			B-737-100/200	2989		2989	
			B-747SP	12		12	
			DC-8-71	14		14	
			F-28-4000/600	392		392	
			B-737-400	354		354	
			FOKKER 100	1		1	
			* DC-8-61		1	1	
			ALL TYPES	73994	665	74659	74507
(LA GUARDIA)	AA—AMERICAN AIRLINES	TOTAL	B-767-200	168		168	
			B-767-300	2		2	
			DC-9-80	905	1	906	
			A-310-300	1		1	
			B-727-100	330		330	
			B-727-200	9135	1	9136	
			DC-10-10	2668		2668	
			B-757-200	483		483	
			ALL TYPES	13692	2	13694	14163
	CO—CONTINENTAL	TOTAL	B-737-300	2114	3	2117	
			B-737-100/200	461		461	
			B-737-200C	498	2	500	
			DC-9-10	3		3	
			DC-9-30	280	2	282	
			DC-9-80	2847	12	2859	
			A-300-X4		3	3	
			B-727-100	8		8	
			B-727-200	17	36	53	
			ALL TYPES	6228	58	6286	6302
	DL—DELTA AIR LINES	TOTAL	B-767-200	918		918	
			B-757-200	4250	9	4259	
			B-767-300	1533	1	1534	

NOTE * — All Cargo Services

TABLE 7—Continued
Aircraft Departures Scheduled and Aircraft Departures Performed, By Community, By Air Carrier, And By Aircraft Type
12 Months Ended December 31, 1990

STATE OR U.S. AREA COMMUNITY (AIRPORT NAME)	CARRIER	OPERATION	TYPE OF AIRCRAFT	TOTAL DEPARTURES PERFORMED			DEPARTURES SCHEDULED
				SCHEDULED SERVICE	NON SCHEDULED SERVICE	ALL SERVICE	
NEW YORK—Continued							
NEW YORK—Continued							
(LA GUARDIA)—Continued							
			B-737-100/200	3	1	4	
			B-727-200	5761	5	5766	
			L-1011/100/20	527		527	
			DC-9-30	1		1	
			DC-9-80	1		1	
			ALL TYPES	12994	16	13010	13126
	EA—EASTERN AIR LINES	TOTAL	B-757-200	2170		2170	
			DC-9-30	2453		2453	
			DC-9-50	434		434	
			A-300-X4	1241		1241	
			B-727-200	7469	1	7470	
			L-1011/100/20	1347		1347	
			ALL TYPES	15114	1	15115	15526
	FM—FEDERAL EXPRESS	TOTAL	* B-727-100	203		203	
			* B-727-200	1		1	
			ALL TYPES	204		204	204
	HP—AMERICAN WEST	TOTAL	B-737-300	368	6	374	
			B-737-100/200	10		10	
			ALL TYPES	378	6	384	385
	ML—MIDWAY AIRLINES	TOTAL	DC-9-15F	393	1	394	
			DC-9-30	2171	8	2179	
			DC-9-80	351		351	
			B-737-100/200	3		3	
			ALL TYPES	2918	9	2927	3070
	NW—NORTHWEST AIRLINES	TOTAL	B-757-200	2767		2767	
			DC-9-10	11		11	
			DC-9-30	1703		1703	
			DC-9-40	19		19	
			DC-9-50	866		866	
			DC-9-80	292		292	
			B-727-100	228		228	
			B-727-200	2338		2338	
			A-320-200	239		239	
			ALL TYPES	8463		8463	8811
	PA—PAN AMERICAN	TOTAL	A-300-X4	302		302	
			A-310-200	1		1	
			A-310-300	1		1	
			B-727-200	13270		13270	
			ALL TYPES	13574		13574	12171
	TB—TRUMP SHUTTLE	TOTAL	B-727-100	2941	3	2944	
			B-727-200	8062	43	8105	
			ALL TYPES	11003	46	11049	11328
	TW—TRANS WORLD AIR	TOTAL	B-767-200	56		56	
			DC-9-30	185	3	188	
			DC-9-40	21		21	
			DC-9-80	732	3	735	
			B-727-100	62	3	65	
			B-727-200	5507	10	5517	
			L-1011/100/20	1438		1438	
			DC-9-10	3		3	
			ALL TYPES	8004	19	8023	8281
	UA—UNITED AIR LINES	TOTAL	B-737-300	903	2	905	
			B-737-100/200	636		636	
			B-757-200	1111		1111	
			B-767-200	221		221	
			B-727-100	348	2	350	
			B-727-200	5052	2	5054	
			ALL TYPES	8271	6	8277	8598
	US—U.S. AIR	TOTAL	F-28-4000/600	2885		2885	

NOTE: * = All Cargo Services

TABLE 7—Continued
Aircraft Departures Scheduled and Aircraft Departures Performed, By Community, By Air Carrier, And By Aircraft Type
12 Months Ended December 31, 1990

STATE OR U.S. AREA COMMUNITY (AIRPORT NAME)	CARRIER	OPERATION	TYPE OF AIRCRAFT	TOTAL DEPARTURES PERFORMED			DEPARTURES SCHEDULED
				SCHEDULED SERVICE	NON SCHEDULED SERVICE	ALL SERVICE	
NEW YORK—Continued							
NEW YORK—Continued							
(LA GUARDIA)—Continued							
			FOKKER 100	763		763	
			B-737-400	1372		1372	
			B-737-300	3391	15	3406	
			B-737-100/200	6281	5	6286	
			DC-9-30	8821	1	8822	
			DC-9-80	776	1	777	
			B-727-200	3449		3449	
			ALL TYPES	27738	22	27760	28432
	YX—MIDWEST EXPRESS	TOTAL	DC-9-10	650	2	652	
			DC-9-30	249		249	
			DC-9-80		3	3	
			ALL TYPES	899	5	904	911
AIRPORT TOTAL		TOTAL	B-767-200	1363		1363	
			B-767-300	1535	1	1536	
			DC-9-80	5904	20	5924	
			A-310-300	2		2	
			B-727-100	3917	8	3925	
			B-727-200	60060	98	60158	
			DC-10-10	2668		2668	
			B-757-200	10781	9	10790	
			B-737-300	6776	26	6802	
			B-737-100/200	7394	6	7400	
			B-737-200C	498	2	500	
			DC-9-10	667	2	669	
			DC-9-30	15863	14	15877	
			A-300-X4	1543	3	1546	
			L-1011/100/20	3312		3312	
			DC-9-50	1300		1300	
			* B-727-100	203		203	
			* B-727-200	1		1	
			DC-9-15F	393	1	394	
			DC-9-40	40		40	
			A-320-200	239		239	
			A-310-200	1		1	
			F-28-4000/600	2885		2885	
			FOKKER 100	763		763	
			B-737-400	1372		1372	
			ALL TYPES	129480	190	129670	131310
COMMUNITY TOTAL BY CARRIER	AA—AMERICAN AIRLINES	TOTAL	B-757-200	486		486	
			B-767-200	2259		2259	
			B-767-300	859		859	
			DC-9-80	913	2	915	
			A-300-600	2517		2517	
			A-310-300	2663	6	2669	
			B-727-100	568		568	
			B-727-200	11115	1	11116	
			DC-10-10	6051	2	6053	
			DC-10-30	11	10	21	
			ALL TYPES	27442	21	27463	28188
	CO—CONTINENTAL	TOTAL	B-737-300	2115	3	2118	
			B-737-100/200	461		461	
			B-737-200C	498	2	500	
			DC-9-10	3		3	
			DC-9-30	280	2	282	
			DC-9-80	2847	12	2859	
			A-300-X4		3	3	
			B-727-100	8		8	
			B-727-200	17	36	53	
			DC-10-30	1		1	
			ALL TYPES	6230	58	6288	6302

NOTE: * = All Cargo Services

TABLE 7—Continued
Aircraft Departures Scheduled and Aircraft Departures Performed, By Community, By Air Carrier, And By Aircraft Type
12 Months Ended December 31, 1990

STATE OR U.S. AREA COMMUNITY (AIRPORT NAME)	CARRIER	OPERATION	TYPE OF AIRCRAFT	TOTAL DEPARTURES PERFORMED			DEPARTURES SCHEDULED
				SCHEDULED SERVICE	NON SCHEDULED SERVICE	ALL SERVICE	
NEW YORK—Continued							
NEW YORK—Continued							
(LA GUARDIA)—Continued							
COMMUNITY TOTAL BY CARRIER—Continued							
	DL—DELTA AIR LINES	TOTAL	B-737-100/200	3	1	4	
			B-757-200	5103	12	5115	
			B-767-200	1070		1070	
			B-767-300	1678	1	1679	
			DC-9-30	1		1	
			DC-9-80	1		1	
			B-727-200	6064	5	6069	
			L-1011/100/20	528		528	
			ALL TYPES	14448	19	14467	14584
	EA—EASTERN AIR LINES	TOTAL	B-757-200	2170		2170	
			DC-9-30	2453		2453	
			DC-9-50	434		434	
			A-300-X4	1241		1241	
			B-727-200	7469	1	7470	
			L-1011/100/20	1347		1347	
			ALL TYPES	15114	1	15115	15528
	FF—TOWER AIR	TOTAL	B-747	219	71	290	
			ALL TYPES	219	71	290	219
	FM—FEDERAL EXPRESS	TOTAL	* BEECH 18	26		26	
			* C-208	164		164	
			* B 727-100	581		581	
			* B-727-200	331	3	334	
			* DC-10-10	4		4	
			* DC-10-30	1000	33	1033	
			* B-747	266	86	352	
			* B-747-200	408	151	559	
			* DC-8-73F	2		2	
			ALL TYPES	2782	273	3055	2782
	HP—AMERICAN WEST	TOTAL	B-737-300	369	6	375	
			B-737-100/200	10		10	
			B-757-200	1157		1157	
			B-747-200	299	4	303	
			ALL TYPES	1835	10	1845	1845
	JW—ARROW AIR	TOTAL	* DC-8-63F		33	33	
			* DC-8-62		7	7	
			ALL TYPES		40	40	
	KW—PACIFIC INTERSTATE	TOTAL	B-727-100	4	1	5	
			B-727-200	85	9	94	
			ALL TYPES	89	10	99	95
	MG—MGM GRAND AIR	TOTAL	B-727-100	440	10	450	
			DC-8-61	204	3	207	
			ALL TYPES	644	13	657	649
	ML—MIDWAY AIRLINES	TOTAL	B-737-100/200	3		3	
			DC-9-15F	393	1	394	
			DC-9-30	2171	8	2179	
			DC-9-80	351		351	
			ALL TYPES	2918	9	2927	3070
	NW—NORTHWEST AIRLINES	TOTAL	B-757-200	2937		2937	
			DC-9-10	11		11	
			DC-9-30	1715		1715	
			DC-9-40	19		19	
			DC-9-50	879		879	
			DC-9-80	292		292	
			A 320-200	327		327	
			B-727-100	228		228	
			B-727-200	2380		2380	
			DC-10-40	111		111	

NOTE * - All Cargo Services

TABLE 7—Continued
Aircraft Departures Scheduled and Aircraft Departures Performed, By Community, By Air Carrier, And By Aircraft Type
12 Months Ended December 31, 1990

STATE OR U.S. AREA COMMUNITY (AIRPORT NAME)	CARRIER	OPERATION	TYPE OF AIRCRAFT	TOTAL DEPARTURES PERFORMED			DEPARTURES SCHEDULED
				SCHEDULED SERVICE	NON SCHEDULED SERVICE	ALL SERVICE	
NEW YORK—Continued							
NEW YORK—Continued							
(LA GUARDIA)—Continued							
COMMUNITY TOTAL BY CARRIER—Continued							
			B-747	1	57	58	
			B-747-400	390		390	
			* B-747F	446	23	469	
			ALL TYPES	9736	80	9816	10144
	OE—WESTAIR AIRLINES	TOTAL	EMBRAER 120	1		1	
			ALL TYPES	1		1	
	PA—PAN AMERICAN	TOTAL	A-300-X4	2894		2894	
			A-310-200	1158	2	1160	
			A-310-300	3045	1	3046	
			B-727-200	24358	4	24362	
			B-747	4058	23	4081	
			B-747-200	1020	9	1029	
			ALL TYPES	36533	39	36572	34819
	TB—TRUMP SHUTTLE	TOTAL	B-727-100	2941	3	2944	
			B-727-200	8062	43	8105	
			ALL TYPES	11003	46	11049	11328
	TW—TRANS WORLD AIR	TOTAL	B-767-200	1245		1245	
			DC-9-10	7		7	
			DC-9-30	618	3	621	
			DC-9-40	58		58	
			DC-9-80	3267	7	3274	
			B-727-100	220	4	224	
			B-727-200	13852	13	13865	
			L-1011/100/20	7235	1	7236	
			B-747	3742	95	3837	
			ALL TYPES	30244	123	30367	30865
	UA—UNITED AIR LINES	TOTAL	B-737-300	996	3	999	
			B-737-100/200	709		709	
			B-757-200	1163		1163	
			B-767-200	2335	1	2336	
			B-727-100	353	3	356	
			B-727-200	5241	2	5243	
			DC-10-10	330		330	
			B-747-200	356		356	
			B-747SP	12		12	
			DC-8-71	14		14	
			ALL TYPES	11509	9	11518	11871
	US—U.S AIR	TOTAL	F-28-4000/600	3277		3277	
			FOKKER 100	764		764	
			B-737-400	1726		1726	
			B-737-300	3423	17	3440	
			B-737-100/200	9197	5	9202	
			DC-9-30	8975	1	8976	
			DC-9-80	778	1	779	
			B-727-200	3452		3452	
			ALL TYPES	31592	24	31616	32402
	YX—MIDWEST EXPRESS	TOTAL	DC-9-10	650	2	652	
			DC-9-30	249		249	
			DC-9-80		3	3	
			ALL TYPES	899	5	904	911
	8C—AIR TRANSPORT INTERNATIONAL	TOTAL	* DC-8-61		1	1	
			* DC-8-62	236	3	239	
			ALL TYPES	236	4	240	215
COMMUNITY TOTAL		TOTAL	B-767-200	6909	1	6910	
			B-767-300	2537	1	2538	
			DC-10-30	12	10	22	
			DC-9-80	8449	25	8474	

NOTE * = All Cargo Services

TABLE 7—Continued
Aircraft Departures Scheduled and Aircraft Departures Performed, By Community, By Air Carrier, And By Aircraft Type
12 Months Ended December 31, 1990

STATE OR U.S. AREA COMMUNITY (AIRPORT NAME)	CARRIER	OPERATION	TYPE OF AIRCRAFT	TOTAL DEPARTURES PERFORMED			DEPARTURES SCHEDULED
				SCHEDULED SERVICE	NON SCHEDULED SERVICE	ALL SERVICE	
NEW YORK—Continued							
NEW YORK—Continued							
(LA GUARDIA)—Continued							
COMMUNITY TOTAL—Continued							
			A-310-300	5706	7	5715	
			B-727-100	4762	21	4783	
			B-727-200	82095	114	82209	
			DC-10-10	6381	2	6383	
			A-300-600	2517		2517	
			B-757-200	13016	12	13028	
			B-737-300	6903	29	6932	
			L-1011/100/20	9110	1	9111	
			B-747	8020	246	8266	
			* DC-10-30	1000	33	1033	
			* B-747-200	408	151	559	
			* B-747	266	86	352	
			* BEECH 18	26		26	
			* C-208	164		164	
			* B-727-100	581		581	
			* B-727-200	331	3	334	
			* DC-10-10	4		4	
			* DC-8-73F	2		2	
			B-747-200	1675	13	1688	
			* DC-8-63F		33	33	
			* DC-8-62	236	10	246	
			DC-8-61	204	3	207	
			B-747-400	390		390	
			DC-9-30	16462	14	16476	
			A-320-200	327		327	
			* B-747F	446	23	469	
			DC-10-40	111		111	
			DC-9-50	1313		1313	
			EMBRAER 120	1		1	
			A-310-200	1158	2	1160	
			A-300-X4	4135	3	4138	
			DC-9-40	77		77	
			DC-9-10	671	2	673	
			B-737-100/200	10383	6	10389	
			B-747SP	12		12	
			DC-8-71	14		14	
			F-28-4000/600	3277		3277	
			B-737-400	1726		1726	
			FOKKER 100	764		764	
			* DC-8-61		1	1	
			B-737-200C	498	2	500	
			DC-9-15F	393	1	394	
			ALL TYPES	203474	855	204329	205817
PLATTSBURG							
(CLINTON CO)	FM—FEDERAL EXPRESS	TOTAL	* C-208	376		376	
			ALL TYPES	376		376	376
ROCHESTER							
(ROCHESTER-MONROE COUNTY)	AA—AMERICAN AIRLINES	TOTAL	DC-9-80	1167		1167	
			B-727-100	951		951	
			B-727-200	603		603	
			ALL TYPES	2721		2721	2820
	CO—CONTINENTAL	TOTAL	B-737-100/200	247		247	
			B-737-200C	371	5	376	
			DC-9-80	80		80	
			B-737-300	17		17	
			DC-9-10	1		1	
			DC-9-30	259	3	262	
			B-727-100	9		9	
			B-727-200	55	2	57	

NOTE * = All Cargo Services

TABLE 7—Continued
Aircraft Departures Scheduled and Aircraft Departures Performed, By Community, By Air Carrier, And By Aircraft Type
12 Months Ended December 31, 1990

STATE OR U.S. AREA COMMUNITY (AIRPORT NAME)	CARRIER	OPERATION	TYPE OF AIRCRAFT	TOTAL DEPARTURES PERFORMED			DEPARTURES SCHEDULED
				SCHEDULED SERVICE	NON SCHEDULED SERVICE	ALL SERVICE	
NEW YORK—Continued							
ROCHESTER—Continued							
(ROCHESTER-MONROE COUNTY)—Continued							
			ALL TYPES	1039	10	1049	1082
	DL—DELTA AIR LINES	TOTAL	DC-9-30	5		5	
			DC-9-80	1788		1788	
			B-737-100/200	2		2	
			ALL TYPES	1795		1795	1814
	EA—EASTERN AIR LINES	TOTAL	DC-9-50	2		2	
			B-727-200	1		1	
			ALL TYPES	3		3	
	FM—FEDERAL EXPRESS	TOTAL	* BEECH 18	4		4	
			* C-208	76		76	
			* B-727-100	769		769	
			* B-727-200	77		77	
			ALL TYPES	926		926	926
	JH—AMERIJET INTERNATIONAL	TOTAL	* B-727-100		70	70	
			ALL TYPES		70	70	70
	ML—MIDWAY AIRLINES	TOTAL	DC-9-15F	86		86	
			DC-9-30	866	1	867	
			DC-9-80	1		1	
			ALL TYPES	953	1	954	992
	NW—NORTHWEST AIRLINES	TOTAL	B-757-200	1		1	
			DC-9-10	326		326	
			DC-9-30	683		683	
			DC-9-40	6		6	
			DC-9-50	435		435	
			B-727-100	2		2	
			B-727-200	24		24	
			ALL TYPES	1477		1477	1505
	UA—UNITED AIR LINES	TOTAL	B-737-300	641		641	
			B-737-100/200	533		533	
			B-727-100	622		622	
			B-727-200	901	1	902	
			ALL TYPES	2697	1	2698	2763
	US—U.S. AIR	TOTAL	F-28-4000/600	1034		1034	
			FOKKER 100	206	3	209	
			B-737-400	1115		1115	
			B-737-300	1999	36	2035	
			B-737-100/200	2865	6	2871	
			DC-9-30	2743	10	2753	
			DC-9-80	2179		2179	
			B-727-200	1242		1242	
			ALL TYPES	13383	55	13438	13613
	YB—TRANS CONTINENTAL	TOTAL	* CV-340/440		1	1	
			ALL TYPES		1	1	
COMMUNITY TOTAL		TOTAL	DC-9-80	5215		5215	
			B-727-100	1584		1584	
			B-727-200	2826	3	2829	
			B-737-100/200	3647	6	3653	
			B-737-200C	371	5	376	
			B-737-300	2657	36	2693	
			DC-9-10	327		327	
			DC-9-30	4556	14	4570	
			DC-9-50	437		437	
			* BEECH 18	4		4	
			* C-208	76		76	
			* B-727-100	769	70	839	
			* B-727-200	77		77	
			DC-9-15F	86		86	
			B-757-200	1		1	

NOTE: * = All Cargo Services

TABLE 7—Continued
Aircraft Departures Scheduled and Aircraft Departures Performed, By Community, By Air Carrier, And By Aircraft Type
12 Months Ended December 31, 1990

STATE OR U.S. AREA COMMUNITY (AIRPORT NAME)	CARRIER	OPERATION	TYPE OF AIRCRAFT	TOTAL DEPARTURES PERFORMED			DEPARTURES SCHEDULED
				SCHEDULED SERVICE	NON SCHEDULED SERVICE	ALL SERVICE	
NEW YORK—Continued							
ROCHESTER—Continued							
(ROCHESTER-MONROE COUNTY)—Continued							
COMMUNITY TOTAL—Continued							
			DC-9-40	6		6	
			F-28-4000/600	1034		1034	
			FOKKER 100	206	3	209	
			B-737-400	1115		1115	
			* CV-340/440		1	1	
			ALL TYPES	24994	138	25132	25585
ROME							
(GRIFFISS AFB)	FF—TOWER AIR	TOTAL	B-747		1	1	
			ALL TYPES		1	1	1
SYRACUSE							
(CLARENCE E HANCOCK)	AA—AMERICAN AIRLINES	TOTAL	DC-9-80	1502		1502	
			A-310-300	1		1	
			B-727-100	526		526	
			B-727-200	912		912	
			DC-10-10	6		6	
			ALL TYPES	2947		2947	3039
	CO—CONTINENTAL	TOTAL	B-737-300	7		7	
			B-737-100/200	482	1	483	
			B-737-200C	480	3	483	
			DC-9-30	10		10	
			DC-9-80	8	3	11	
			B-727-200	18	12	30	
			A-300-X4	3		3	
			B-727-100	6		6	
			DC-9-10	1		1	
			ALL TYPES	1015	19	1034	1055
	DL—DELTA AIR LINES	TOTAL	DC-9-30	3		3	
			DC-9-80	1787	4	1791	
			B-727-200	2	2	4	
			B-737-100/200	2	1	3	
			ALL TYPES	1794	7	1801	1815
	EA—EASTERN AIR LINES	TOTAL	B-757-200		1	1	
			B-727-200	1		1	
			ALL TYPES	1	1	2	
	FM—FEDERAL EXPRESS	TOTAL	* BEECH 18	15		15	
			* C-208	1429		1429	
			* B-727-100	938		938	
			* B-727-200	5		5	
			ALL TYPES	2387		2387	2387
	NW—NORTHWEST AIRLINES	TOTAL	DC-9-10	270		270	
			DC-9-30	766		766	
			DC-9-50	431		431	
			DC-9-40	8		8	
			A-320-200	1		1	
			ALL TYPES	1476		1476	1490
	OE—WESTAIR AIRLINES	TOTAL	EMBRAER 120	540		540	
			JETSTREAM 31	281		281	
			ALL TYPES	821		821	862
	PA—PAN AMERICAN	TOTAL	A-310-200	1		1	
			B-727-200	1		1	
			ALL TYPES	2		2	
	TW—TRANS WORLD AIR	TOTAL	B-767-200	1		1	
			DC-9-10	379		379	
			DC-9-30	438	1	439	
			DC-9-40	22		22	
			B-727-200	3		3	

NOTE * = All Cargo Services

TABLE 7—Continued
Aircraft Departures Scheduled and Aircraft Departures Performed, By Community, By Air Carrier, And By Aircraft Type
12 Months Ended December 31, 1990

STATE OR U.S. AREA COMMUNITY (AIRPORT NAME)	CARRIER	OPERATION	TYPE OF AIRCRAFT	TOTAL DEPARTURES PERFORMED			DEPARTURES SCHEDULED
				SCHEDULED SERVICE	NON SCHEDULED SERVICE	ALL SERVICE	
NEW YORK—Continued							
SYRACUSE—Continued							
(CLARENCE E HANCOCK)—Continued							
			L-1011/100/20	7		7	
			B-727-100	1	2	3	
			DC-9-80	2		2	
			ALL TYPES	853	3	856	862
	UA—UNITED AIR LINES	TOTAL	B-737-300	277		277	
			B-737-100/200	640		640	
			B-727-100	11		11	
			B-727-200	122		122	
			ALL TYPES	1050		1050	1077
	US—U.S. AIR	TOTAL	F-28-4000/600	3586		3586	
			FOKKER 100	1176		1176	
			B-737-400	511		511	
			B-737-300	1609	3	1612	
			B-737-100/200	3789		3789	
			DC-9-30	4277		4277	
			DC-9-80	1515	1	1516	
			B-727-200	669		669	
			ALL TYPES	17132	4	17136	17476
	VK—ZANTOP INTL AIRLINES	TOTAL	* CV-640		2	2	
			ALL TYPES		2	2	2
COMMUNITY TOTAL		TOTAL	DC-9-80	4814	8	4822	
			A-310-300	1		1	
			B-727-100	544	2	546	
			B-727-200	1728	14	1742	
			DC-10-10	6		6	
			B-737-300	1893	3	1896	
			B-737-100/200	4913	2	4915	
			B-737-200C	480	3	483	
			DC-9-30	5494	1	5495	
			A-300-X4	3		3	
			DC-9-10	650		650	
			B-757-200		1	1	
			* BEECH 18	15		15	
			* C-208	1429		1429	
			* B-727-100	938		938	
			* B-727-200	5		5	
			DC-9-50	431		431	
			DC-9-40	30		30	
			A-320-200	1		1	
			EMBRAER 120	540		540	
			JETSTREAM 31	281		281	
			A-310-200	1		1	
			B-767-200	1		1	
			L-1011/100/20	7		7	
			F-28-4000/600	3586		3586	
			FOKKER 100	1176		1176	
			B-737-400	511		511	
			* CV-640		2	2	
			ALL TYPES	29478	36	29514	30065
UTICA/ROME							
(ONEIDA COUNTY)	US—U.S. AIR	TOTAL	F-28-4000/600	1046		1046	
			B-737-300	1		1	
			DC-9-30	1		1	
			ALL TYPES	1048		1048	1082
WHITE PLAINS							
(WESTCHESTER COUNTY)	NW—NORTHWEST AIRLINES	TOTAL	DC-9-10	8		8	
			DC-9-30	1254		1254	

NOTE * = All Cargo Services

TABLE 7—Continued
Aircraft Departures Scheduled and Aircraft Departures Performed, By Community, By Air Carrier, And By Aircraft Type
12 Months Ended December 31, 1990

STATE OR U.S. AREA COMMUNITY (AIRPORT NAME)	CARRIER	OPERATION	TYPE OF AIRCRAFT	TOTAL DEPARTURES PERFORMED			DEPARTURES SCHEDULED
				SCHEDULED SERVICE	NON SCHEDULED SERVICE	ALL SERVICE	
NEW YORK—Continued							
WHITE PLAINS—Continued							
(WESTCHESTER COUNTY)—Continued							
			DC-9-40	7		7	
			DC-9-50	2		2	
			ALL TYPES	1271		1271	1352
	OE—WESTAIR AIRLINES	TOTAL	EMBRAER 120	722		722	
			JETSTREAM 31	334		334	
			ALL TYPES	1056		1056	1233
	UA—UNITED AIR LINES	TOTAL	B-737-300	1139		1139	
			B-737-100/200	147		147	
			ALL TYPES	1286		1286	1346
COMMUNITY TOTAL		TOTAL	DC-9-10	8		8	
			DC-9-30	1254		1254	
			DC-9-40	7		7	
			DC-9-50	2		2	
			EMBRAER 120	722		722	
			JETSTREAM 31	334		334	
			B-737-300	1139		1139	
			B-737-100/200	147		147	
			ALL TYPES	3613		3613	3931
NORTH CAROLINA							
ASHEVILLE							
(ASHEVILLE MUNI)	DL—DELTA AIR LINES	TOTAL	DC-9-30	44		44	
			ALL TYPES	44		44	48
	OE—WESTAIR AIRLINES	TOTAL	EMBRAER 120	636		636	
			ALL TYPES	636		636	666
	US—U.S. AIR	TOTAL	F-28-4000/600	189		189	
			FOKKER 100	2		2	
			B-737-400	318		318	
			B-737-300	317		317	
			B-737-100/200	352		352	
			DC-9-30	301		301	
			DC-9-80	140		140	
			B-727-200	655		655	
			ALL TYPES	2274		2274	2305
COMMUNITY TOTAL		TOTAL	DC-9-30	345		345	
			EMBRAER 120	636		636	
			F-28-4000/600	189		189	
			FOKKER 100	2		2	
			B-737-400	318		318	
			B-737-300	317		317	
			B-737-100/200	352		352	
			DC-9-80	140		140	
			B-727-200	655		655	
			ALL TYPES	2954		2954	3019
CHARLOTTE							
(DOUGLAS MUNI)	AA—AMERICAN AIRLINES	TOTAL	B-727-100	861	1	862	
			B-727-200	906		906	
			DC-9-80	104		104	
			ALL TYPES	1871	1	1872	1926
	CO—CONTINENTAL	TOTAL	B-737-300	1		1	
			DC-9-30		2	2	
			ALL TYPES	1	2	3	
	DL—DELTA AIR LINES	TOTAL	B-737-100/200	114		114	
			B-757-200	3		3	
			DC-9-30	361	1	362	
			DC-9-80	819		819	
			B-727-200	813		813	
			L-1011/100/20	2		2	

NOTE * = All Cargo Services

TABLE 7—Continued
Aircraft Departures Scheduled and Aircraft Departures Performed, By Community, By Air Carrier, And By Aircraft Type
12 Months Ended December 31, 1990

STATE OR U.S. AREA COMMUNITY (AIRPORT NAME)	CARRIER	OPERATION	TYPE OF AIRCRAFT	TOTAL DEPARTURES PERFORMED			DEPARTURES SCHEDULED
				SCHEDULED SERVICE	NON SCHEDULED SERVICE	ALL SERVICE	
NORTH CAROLINA—Continued							
CHARLOTTE—Continued							
(DOUGLAS MUNI)—Continued							
			B-767-200	1		1	
			ALL TYPES	2113	1	2114	2122
	EA—EASTERN AIR LINES	TOTAL	B-757-200	6		6	
			DC-9-30	1300		1300	
			DC-9-50	409		409	
			B-727-200	306		306	
			L-1011/100/20	1		1	
			A-300-X4	5		5	
			ALL TYPES	2027		2027	2058
	FM—FEDERAL EXPRESS	TOTAL	* BEECH 18	5		5	
			* C-208	466		466	
			* B-727-100	330		330	
			* B-727-200	571		571	
			* DC-8-73F	35		35	
			* DC-10-30	15		15	
			ALL TYPES	1422		1422	1422
	JW—ARROW AIR	TOTAL	* DC-8-62		3	3	
			ALL TYPES		3	3	
	OE—WESTAIR AIRLINES	TOTAL	EMBRAER 120	265		265	
			ALL TYPES	265		265	284
	PA—PAN AMERICAN	TOTAL	B-727-200	420	2	422	
			ALL TYPES	420	2	422	416
	TW—TRANS WORLD AIR	TOTAL	DC-9-10	700		700	
			DC-9-30	259		259	
			DC-9-40	14		14	
			B-727-200	2	2	4	
			DC-9-80	1		1	
			ALL TYPES	976	2	978	998
	UA—UNITED AIR LINES	TOTAL	B-737-300	420		420	
			B-737-100/200	137		137	
			B-727-100	198		198	
			B-727-200	726		726	
			ALL TYPES	1481		1481	1526
	US—U.S. AIR	TOTAL	F-28-4000/600	22317		22317	
			FOKKER 100	2331		2331	
			B-737-400	9554	1	9555	
			B-737-300	16569	1	16570	
			B-737-100/200	25298	4	25302	
			B-767-200	1399		1399	
			DC-9-30	13022		13022	
			DC-9-80	4647		4647	
			B-727-200	14242	1	14243	
			ALL TYPES	109379	7	109386	110842
	VK—ZANTOP INTL AIRLINES	TOTAL	* CV-640	62	46	108	
			* L-188A/C	80	16	96	
			ALL TYPES	142	62	204	204
	YB—TRANS CONTINENTAL	TOTAL	* CV-340/440		1	1	
			* DC-6		1	1	
			* DC-8-50F		31	31	
			ALL TYPES		33	33	
COMMUNITY TOTAL		TOTAL	B-727-100	1059	1	1060	
			B-727-200	17415	5	17420	
			DC-9-80	5571		5571	
			B-737-300	16990	1	16991	
			DC-9-30	14942	3	14945	
			B-737-100/200	25549	4	25553	
			B-757-200	9		9	
			L-1011/100/20	3		3	
			B-767-200	1400		1400	
			DC-9-50	409		409	

NOTE * = All Cargo Services

TABLE 7—Continued
Aircraft Departures Scheduled and Aircraft Departures Performed, By Community, By Air Carrier, And By Aircraft Type
12 Months Ended December 31, 1990

STATE OR U.S. AREA / COMMUNITY (AIRPORT NAME)	CARRIER	OPERATION	TYPE OF AIRCRAFT	TOTAL DEPARTURES PERFORMED			DEPARTURES SCHEDULED
				SCHEDULED SERVICE	NON SCHEDULED SERVICE	ALL SERVICE	
NORTH CAROLINA—Continued							
CHARLOTTE—Continued							
(DOUGLAS MUNI)—Continued							
COMMUNITY TOTAL—Continued							
			A-300-X4	5		5	
			* BEECH 18	5		5	
			* C-208	466		466	
			* B-727-100	330		330	
			* B-727-200	571		571	
			* DC-8-73F	35		35	
			* DC-10-30	15		15	
			* DC-8-62		3	3	
			EMBRAER 120	265		265	
			DC-9-10	700		700	
			DC-9-40	14		14	
			F-28-4000/600	22317		22317	
			FOKKER 100	2331		2331	
			B-737-400	9554	1	9555	
			* CV-640	62	46	108	
			* L-188A/C	80	16	96	
			* CV-340/440		1	1	
			* DC-6		1	1	
			* DC-8-50F		31	31	
			ALL TYPES	120097	113	120210	121798
CHERRY POINT							
(CHERRY POINT MCAS)	FF—TOWER AIR	TOTAL	B-747		10	10	
			ALL TYPES		10	10	10
FAYETTEVILLE							
(FAYETTEVILLE MUNI/GRANNIS FLD)	AA—AMERICAN AIRLINES	TOTAL	B-727-100	76		76	
			B-727-200	99		99	
			DC-9-80	543		543	
			ALL TYPES	718		718	734
	US—U.S AIR	TOTAL	F-28-4000/600	571		571	
			FOKKER 100	9		9	
			B-737-400	141		141	
			B-737-300	104		104	
			B-737-100/200	641		641	
			DC-9-30	261		261	
			B-727-200	565		565	
			ALL TYPES	2292		2292	2334
AIRPORT TOTAL		TOTAL	B-727-100	76		76	
			B-727-200	664		664	
			DC-9-80	543		543	
			F-28-4000/600	571		571	
			FOKKER 100	9		9	
			B-737-400	141		141	
			B-737-300	104		104	
			B-737-100/200	641		641	
			DC-9-30	261		261	
			ALL TYPES	3010		3010	3068
(POPE AFB)	FF—TOWER AIR	TOTAL	B-747		2	2	
			ALL TYPES		2	2	2
	VK—ZANTOP INTL AIRLINES	TOTAL	* L-188A/C		5	5	
			ALL TYPES		5	5	5
AIRPORT TOTAL		TOTAL	B-747		2	2	
			* L-188A/C		5	5	
			ALL TYPES		7	7	7
COMMUNITY TOTAL BY CARRIER	AA—AMERICAN AIRLINES	TOTAL	DC-9-80	543		543	
			B-727-100	76		76	
			B-727-200	99		99	
			ALL TYPES	718		718	734

NOTE * = Air Cargo Services

TABLE 7—Continued
Aircraft Departures Scheduled and Aircraft Departures Performed, By Community, By Air Carrier, And By Aircraft Type
12 Months Ended December 31, 1990

STATE OR U.S. AREA COMMUNITY (AIRPORT NAME)	CARRIER	OPERATION	TYPE OF AIRCRAFT	TOTAL DEPARTURES PERFORMED			DEPARTURES SCHEDULED
				SCHEDULED SERVICE	NON SCHEDULED SERVICE	ALL SERVICE	
NORTH CAROLINA—Continued							
FAYETTEVILLE—Continued							
(POPE AFB)—Continued							
COMMUNITY TOTAL BY CARRIER—Continued							
	FF—TOWER AIR	TOTAL	B-747		2	2	
			ALL TYPES		2	2	2
	US—U.S. AIR	TOTAL	F-28-4000/600	571		571	
			FOKKER 100	9		9	
			B-737-400	141		141	
			B-737-300	104		104	
			B-737-100/200	641		641	
			DC-9-30	261		261	
			B-727-200	565		565	
			ALL TYPES	2292		2292	2334
	VK—ZANTOP INTL AIRLINES	TOTAL	* L-188A/C		5	5	
			ALL TYPES		5	5	5
COMMUNITY TOTAL		TOTAL	B-727-100	76		76	
			B-727-200	664		664	
			DC-9-80	543		543	
			F-28-4000/600	571		571	
			FOKKER 100	9		9	
			B-737-400	141		141	
			B-737-300	104		104	
			B-737-100/200	641		641	
			DC-9-30	261		261	
			B-747		2	2	
			* L-188A/C		5	5	
			ALL TYPES	3010	7	3017	3075
GOLDSBORO							
(SEYMOUR JOHNSON AFB)	VK—ZANTOP INTL AIRLINES	TOTAL	* L-188A/C		4	4	
			ALL TYPES		4	4	4
GREENSBORO/HIGH PT/WINSTN							
(GREENSBORO-HIGH PT-WINSTN REG.)	AA—AMERICAN AIRLINES	TOTAL	DC-9-80	1971		1971	
			B-727-200	9		9	
			B-727-100	4		4	
			ALL TYPES	1984		1984	2017
	CO—CONTINENTAL	TOTAL	B-737-300	11		11	
			B-737-100/200	511		511	
			B-737-200C	379		379	
			DC-9-10	1		1	
			DC-9-30	61		61	
			B-727-100	3		3	
			B-727-200	5	2	7	
			DC-9-80	1		1	
			A-300-X4	1		1	
			ALL TYPES	973	2	975	989
	DL—DELTA AIR LINES	TOTAL	B-737-100/200	350	1	351	
			DC-9-30	881		881	
			DC-9-80	1590	1	1591	
			B-727-200	7	5	12	
			ALL TYPES	2828	7	2835	2859
	EA—EASTERN AIR LINES	TOTAL	B-757-200	2		2	
			DC-9-30	1152		1152	
			DC-9-50	194		194	
			B 727-200	7		7	
			ALL TYPES	1355		1355	1371
	FM—FEDERAL EXPRESS	TOTAL	* C-206	1828		1828	
			* B-727-200	459		459	
			* B-727-100	25		25	
			* BEECH 18	3		3	
			ALL TYPES	2315		2315	2315

NOTE * = All Cargo Services

TABLE 7—Continued
Aircraft Departures Scheduled and Aircraft Departures Performed, By Community, By Air Carrier, And By Aircraft Type
12 Months Ended December 31, 1990

STATE OR U.S. AREA COMMUNITY (AIRPORT NAME)	CARRIER	OPERATION	TYPE OF AIRCRAFT	TOTAL DEPARTURES PERFORMED			DEPARTURES SCHEDULED
				SCHEDULED SERVICE	NON SCHEDULED SERVICE	ALL SERVICE	
NORTH CAROLINA—Continued							
GREENSBORO/HIGH PT/WINSTN—Continued							
(GREENSBORO-HIGH PT-WINSTN REG.)—Continued							
	UA—UNITED AIR LINES	TOTAL	B-737-300	309		309	
			B-737-100/200	444		444	
			B-727-100	245		245	
			B-727-200	184		184	
			ALL TYPES	1182		1182	1210
	US—U.S. AIR	TOTAL	F-28-4000/600	2404		2404	
			FOKKER 100	304		304	
			B-737-400	1425		1425	
			B-737-300	1518		1518	
			B-737-100/200	3179	3	3182	
			DC-9-30	1842		1842	
			B-727-200	1201		1201	
			DC-9-80	109		109	
			ALL TYPES	11982	3	11985	12197
	ZW—AIR WISCONSIN	TOTAL	F-27 SERIES	880		880	
			SHORTS 360	6		6	
			BAE-146-300	2		2	
			ALL TYPES	888		888	948
COMMUNITY TOTAL		TOTAL	DC-9-80	3671	1	3672	
			B-727-200	1413	7	1420	
			B-727-100	252		252	
			B-737-300	1838		1838	
			B-737-100/200	4484	4	4488	
			B-737-200C	379		379	
			DC-9-10	1		1	
			DC-9-30	3936		3936	
			A-300-X4	1		1	
			B-757-200	2		2	
			DC-9-50	194		194	
			*C-208	1828		1828	
			*B-727-200	459		459	
			*B-727-100	25		25	
			*BEECH 18	3		3	
			F-28-4000/600	2404		2404	
			FOKKER 100	304		304	
			B-737-400	1425		1425	
			F-27 SERIES	880		880	
			SHORTS 360	6		6	
			BAE-146-300	2		2	
			ALL TYPES	23507	12	23519	23906
GREENVILLE							
(PITT-GREENVILLE)	OE—WESTAIR AIRLINES	TOTAL	JETSTREAM 31	465		465	
			ALL TYPES	465		465	495
JACKSONVILLE/CAMP LEJEUNE							
(ALBERT J ELLIS)	US—U.S. AIR	TOTAL	F-28-4000/600	286		286	
			B-737-400	4		4	
			DC-9-30	164		164	
			B-727-200	47		47	
			B-737-100/200	542		542	
			B-737-300	26		26	
			ALL TYPES	1069		1069	1082
KINSTON							
(STALLINGS FIELD)	FM—FEDERAL EXPRESS	TOTAL	*C-208	3		3	
			ALL TYPES	3		3	3
	US—U.S AIR	TOTAL	F-28-4000/600	403		403	
			B-737-100/200	294		294	
			B-737-400	1		1	

NOTE * = All Cargo Services

TABLE 7—Continued
Aircraft Departures Scheduled and Aircraft Departures Performed, By Community, By Air Carrier, And By Aircraft Type
12 Months Ended December 31, 1990

STATE OR U.S. AREA COMMUNITY (AIRPORT NAME)	CARRIER	OPERATION	TYPE OF AIRCRAFT	TOTAL DEPARTURES PERFORMED			DEPARTURES SCHEDULED
				SCHEDULED SERVICE	NON SCHEDULED SERVICE	ALL SERVICE	
NORTH CAROLINA—Continued							
KINSTON—Continued							
(STALLINGS FIELD)—Continued							
			B-737-300	1	1	2	
			B-727-200		3	3	
			ALL TYPES	699	4	703	730
COMMUNITY TOTAL		TOTAL	* C-208	3		3	
			F-28-4000/600	403		403	
			B-737-100/200	294		294	
			B-737-400	1		1	
			B-737-300	1	1	2	
			B-727-200		3	3	
			ALL TYPES	702	4	706	733
NEW BERN&MOREHEAD CTY/ BEAUFORT							
(SIMMONS NOTT)	FM—FEDERAL EXPRESS	TOTAL	* C-208	269		269	
			ALL TYPES	269		269	269
	OE—WESTAIR AIRLINES	TOTAL	JETSTREAM 31	435		435	
			ALL TYPES	435		435	445
COMMUNITY TOTAL		TOTAL	* C-208	269		269	
			JETSTREAM 31	435		435	
			ALL TYPES	704		704	714
RALEIGH/DURHAM							
(RALEIGH-DURHAM)	AA—AMERICAN AIRLINES	TOTAL	A-310-300	2		2	
			B-727-100	8885		8885	
			B-727-200	18570		18570	
			A-300-600	2		2	
			B-767-300	361		361	
			DC-9-80	14167	1	14168	
			DC-10-10	933		933	
			B-767-200	1		1	
			B-757-200	168		168	
			ALL TYPES	43089	1	43090	43791
	CO—CONTINENTAL	TOTAL	B-727-200	1		1	
			ALL TYPES	1		1	
	DL—DELTA AIR LINES	TOTAL	B-737-100/200	1484		1484	
			B-757-200	19	1	20	
			B-767-300		2	2	
			DC-9-30	572		572	
			DC-9-80	1782		1782	
			B-727-200	824	14	838	
			B-767-200	1		1	
			L-1011/100/20	1		1	
			ALL TYPES	4683	17	4700	4713
	EA—EASTERN AIR LINES	TOTAL	B-757-200	6		6	
			DC-9-30	2275		2275	
			DC-9-50	631		631	
			B-727-200	384		384	
			L-1011/100/20	1		1	
			ALL TYPES	3297		3297	3401
	FM—FEDERAL EXPRESS	TOTAL	* C-208	958		958	
			* B-727-100	100		100	
			* B-727-200	378		378	
			* BEECH 18	1		1	
			ALL TYPES	1437		1437	1437
	OE—WESTAIR AIRLINES	TOTAL	EMBRAER 120	1642		1642	
			JETSTREAM 31	126		126	
			ALL TYPES	1768		1768	1833
	PA—PAN AMERICAN	TOTAL	B-727-200	785	1	786	
			B-747		3	3	

NOTE * = All Cargo Services

TABLE 7—Continued
Aircraft Departures Scheduled and Aircraft Departures Performed, By Community, By Air Carrier, And By Aircraft Type
12 Months Ended December 31, 1990

STATE OR U.S. AREA COMMUNITY (AIRPORT NAME)	CARRIER	OPERATION	TYPE OF AIRCRAFT	TOTAL DEPARTURES PERFORMED			DEPARTURES SCHEDULED
				SCHEDULED SERVICE	NON SCHEDULED SERVICE	ALL SERVICE	
NORTH CAROLINA—Continued							
RALEIGH/DURHAM—Continued							
(RALEIGH-DURHAM)—Continued							
			B-747-200		1	1	
			ALL TYPES	785	5	790	774
	TW—TRANS WORLD AIR	TOTAL	DC-9-10	13		13	
			DC-9-30	1235		1235	
			DC-9-40	84		84	
			DC-9-80	6	1	7	
			B-727-100		3	3	
			B-727-200	5	4	9	
			ALL TYPES	1343	8	1351	1370
	UA—UNITED AIR LINES	TOTAL	B-737-300	809		809	
			B-737-100/200	50		50	
			B-727-100	150		150	
			B-727-200	179	1	180	
			ALL TYPES	1188	1	1189	1216
	US—U.S. AIR	TOTAL	F-28-4000/600	935		935	
			FOKKER 100	1005		1005	
			B-737-400	412		412	
			B-737-300	943	1	944	
			B-737-100/200	2102	1	2103	
			DC-9-30	2590		2590	
			DC-9-80	224		224	
			B-727-200	372	2	374	
			ALL TYPES	8583	4	8587	8768
	VK—ZANTOP INTL AIRLINES	TOTAL	* CV-640		1	1	
			ALL TYPES		1	1	1
COMMUNITY TOTAL		TOTAL	A-310-300	2		2	
			B-727-100	9035	3	9038	
			B-727-200	21120	22	21142	
			A-300-600	2		2	
			B-767-300	361	2	363	
			DC-9-80	16179	2	16181	
			DC-10-10	933		933	
			B-767-200	2		2	
			B-757-200	193	1	194	
			B-737-100/200	3636	1	3637	
			DC-9-30	6872		6872	
			L-1011/100/20	2		2	
			DC-9-50	631		631	
			* C-208	958		958	
			* B-727-100	100		100	
			* B-727-200	378		378	
			* BEECH 18	1		1	
			EMBRAER 120	1642		1642	
			JETSTREAM 31	126		126	
			B-747		3	3	
			B-747-200		1	1	
			DC-9-10	13		13	
			DC-9-40	84		84	
			B-737-300	1752	1	1753	
			F-28-4000/600	935		935	
			FOKKER 100	1005		1005	
			B-737-400	412		412	
			* CV-640		1	1	
			ALL TYPES	66174	37	66211	67304
WILMINGTON							
(NEW HANOVER COUNTY)	FM—FEDERAL EXPRESS	TOTAL	* C-208	271		271	
			ALL TYPES	271		271	271
	UA—UNITED AIR LINES	TOTAL	B-737-100/200	1		1	
			B-737-300	1		1	

NOTE: * = All Cargo Services

TABLE 7—Continued
Aircraft Departures Scheduled and Aircraft Departures Performed, By Community, By Air Carrier, And By Aircraft Type
12 Months Ended December 31, 1990

STATE OR U.S. AREA / COMMUNITY (AIRPORT NAME)	CARRIER	OPERATION	TYPE OF AIRCRAFT	TOTAL DEPARTURES PERFORMED			DEPARTURES SCHEDULED
				SCHEDULED SERVICE	NON SCHEDULED SERVICE	ALL SERVICE	
NORTH CAROLINA—Continued							
WILMINGTON—Continued							
(NEW HANOVER COUNTY)—Continued							
			ALL TYPES	2		2	
	US—U.S. AIR	TOTAL	F-28-4000/600	764		764	
			B-737-400	469		469	
			B-737-300	623		623	
			B-737-100/200	531		531	
			DC-9-30	250		250	
			B-727-200	93		93	
			ALL TYPES	2730		2730	2787
COMMUNITY TOTAL		TOTAL	* C-208	271		271	
			B-737-100/200	532		532	
			B-737-300	624		624	
			F-28-4000/600	764		764	
			B-737-400	469		469	
			DC-9-30	250		250	
			B-727-200	93		93	
			ALL TYPES	3003		3003	3058
NORTH DAKOTA							
BISMARCK/MANDAN							
(BISMARCK MUNI)	CO—CONTINENTAL	TOTAL	B-737-300	721		721	
			B-737-200C	398		398	
			DC-9-30	6		6	
			DC-9-80	169		169	
			B-727-200	8		8	
			B-737-100/200	27		27	
			B-727-100	8		8	
			ALL TYPES	1337		1337	1353
	DL—DELTA AIR LINES	TOTAL	B-737-100/200	718		718	
			B-737-300	2		2	
			ALL TYPES	720		720	728
	FM—FEDERAL EXPRESS	TOTAL	* C-208	608		608	
			ALL TYPES	608		608	608
	NW—NORTHWEST AIRLINES	TOTAL	DC-9-10	13		13	
			DC-9-30	196		196	
			DC-9-50	807		807	
			DC-9-80	44		44	
			B-727-100	21		21	
			B-727-200	765		765	
			DC-9-40	2		2	
			ALL TYPES	1848		1848	1866
COMMUNITY TOTAL		TOTAL	B-737-300	723		723	
			B-737-200C	398		398	
			DC-9-30	202		202	
			DC-9-80	213		213	
			B-727-200	773		773	
			B-737-100/200	745		745	
			B-727-100	29		29	
			* C-208	608		608	
			DC-9-10	13		13	
			DC-9-50	807		807	
			DC-9-40	2		2	
			ALL TYPES	4513		4513	4555
DEVILS LAKE							
(DEVILS LAKE MUNI)	FM—FEDERAL EXPRESS	TOTAL	* C-208	2		2	
			ALL TYPES	2		2	2
DICKINSON							
(DICKINSON)	FM—FEDERAL EXPRESS	TOTAL	* C-208	255		255	
			ALL TYPES	255		255	255

NOTE * = All Cargo Services

TABLE 7—Continued
Aircraft Departures Scheduled and Aircraft Departures Performed, By Community, By Air Carrier, And By Aircraft Type
12 Months Ended December 31, 1990

STATE OR U.S. AREA COMMUNITY (AIRPORT NAME)	CARRIER	OPERATION	TYPE OF AIRCRAFT	TOTAL DEPARTURES PERFORMED			DEPARTURES SCHEDULED
				SCHEDULED SERVICE	NON SCHEDULED SERVICE	ALL SERVICE	
NORTH DAKOTA—Continued							
FARGO/MOORHEAD							
(HECTOR FIELD)	CC—CONTINENTAL	TOTAL	B-737-200C	1		1	
			ALL TYPES	1		1	
	FM—FEDERAL EXPRESS	TOTAL	* C-208	52		52	
			* B-727-100	1		1	
			ALL TYPES	53		53	53
	NW—NORTHWEST AIRLINES	TOTAL	B-757-200	821		821	
			DC-9-10	94		94	
			DC-9-30	390		390	
			DC-9-40	5		5	
			DC-9-50	199		199	
			DC-9-80	47		47	
			B-727-100	17		17	
			B-727-200	466		466	
			DC-10-40	3		3	
			B-747	1		1	
			A-320-200	2		2	
			ALL TYPES	2045		2045	2039
	UA—UNITED AIR LINES	TOTAL	B-737-100/200	308		308	
			B-727-100	149		149	
			B-737-300	47		47	
			E-727-200	217		217	
			ALL TYPES	721		721	728
COMMUNITY TOTAL		TOTAL	B-737-200C	1		1	
			* C-208	52		52	
			* B-727-100	1		1	
			B-757-200	821		821	
			DC-9-10	94		94	
			DC-9-30	390		390	
			DC-9-40	5		5	
			DC-9-50	199		199	
			DC-9-80	47		47	
			B-727-100	166		166	
			B-727-200	683		683	
			DC-10-40	3		3	
			B-747	1		1	
			A-320-200	2		2	
			B-737-100/200	308		308	
			B-737-300	47		47	
			ALL TYPES	2820		2820	2820
GRAND FORKS							
(GRAND FORKS INTERNATIONAL)	FM—FEDERAL EXPRESS	TOTAL	* BEECH 18	5		5	
			* C-208	828		828	
			* B-727-100	500		500	
			* B-727-200	1		1	
			ALL TYPES	1334		1334	1334
	NW—NORTHWEST AIRLINES	TOTAL	B-757-200	2		2	
			DC-9-10	11		11	
			DC-9-30	488		488	
			DC-9-40	11		11	
			DC-9-50	469		469	
			B-727-100	31		31	
			B-727-200	273		273	
			ALL TYPES	1285		1285	1297
	VK—ZANTOP INTL AIRLINES	TOTAL	* L-188A/C		4	4	
			ALL TYPES		4	4	4
COMMUNITY TOTAL		TOTAL	* BEECH 18	5		5	
			* C-208	828		828	
			* B-727-100	500		500	
			* B-727-200	1		1	

NOTE * Air Cargo Services

TABLE 7—Continued
Aircraft Departures Scheduled and Aircraft Departures Performed, By Community, By Air Carrier, And By Aircraft Type
12 Months Ended December 31, 1990

STATE OR U.S. AREA COMMUNITY (AIRPORT NAME)	CARRIER	OPERATION	TYPE OF AIRCRAFT	TOTAL DEPARTURES PERFORMED			DEPARTURES SCHEDULED
				SCHEDULED SERVICE	NON SCHEDULED SERVICE	ALL SERVICE	
NORTH DAKOTA—Continued							
GRAND FORKS—Continued							
(GRAND FORKS INTERNATIONAL)—Continued							
COMMUNITY TOTAL—Continued							
			B-757-200	2		2	
			DC-9-10	11		11	
			DC-9-30	488		488	
			DC-9-40	11		11	
			DC-9-50	469		469	
			B-727-100	31		31	
			B-727-200	273		273	
			* L-188A/C		4	4	
			ALL TYPES	2619	4	2623	2635
MINOT							
(MINOT INTERNATIONAL)	CO—CONTINENTAL	TOTAL	B-737-300	363		363	
			B-737-200C	199		199	
			DC-9-30	3		3	
			DC-9-80	86		86	
			B-727-200	4		4	
			B-737-100/200	14		14	
			B-727-100	4		4	
			ALL TYPES	673		673	676
	FM—FEDERAL EXPRESS	TOTAL	* C-208	612		612	
			ALL TYPES	612		612	612
	NW—NORTHWEST AIRLINES	TOTAL	DC-9-10	79		79	
			DC-9-30	603		603	
			DC-9-50	361		361	
			B-727-100	4		4	
			B-727-200	260		260	
			DC-9-40	9		9	
			DC-9-80	22		22	
			ALL TYPES	1336		1338	1345
AIRPORT TOTAL		TOTAL	B-737-300	363		363	
			B-737-200C	199		199	
			DC-9-30	606		606	
			DC-9-80	108		108	
			B-727-200	264		264	
			B-737-100/200	14		14	
			B-727-100	8		8	
			* C-208	612		612	
			DC-9-10	79		79	
			DC-9-50	361		361	
			DC-9-40	9		9	
			ALL TYPES	2623		2623	2633
(MINOT AFB)	VK—ZANTOP INTL AIRLINES	TOTAL	* L-188A/C		302	302	
			ALL TYPES		302	302	302
COMMUNITY TOTAL BY CARRIER	CO—CONTINENTAL	TOTAL	B-737-300	363		363	
			B-737-100/200	14		14	
			B-737-200C	199		199	
			DC-9-30	3		3	
			DC-9-80	86		86	
			B-727-100	4		4	
			B-727-200	4		4	
			ALL TYPES	673		673	676
	FM—FEDERAL EXPRESS	TOTAL	* C-208	612		612	
			ALL TYPES	612		612	612
	NW—NORTHWEST AIRLINES	TOTAL	DC-9-10	79		79	
			DC-9-30	603		603	
			DC-9-40	9		9	
			DC-9-50	361		361	

NOTE * - All Cargo Service

TABLE 7—Continued
Aircraft Departures Scheduled and Aircraft Departures Performed, By Community, By Air Carrier, And By Aircraft Type
12 Months Ended December 31, 1990

STATE OR U.S. AREA / COMMUNITY (AIRPORT NAME)	CARRIER	OPERATION	TYPE OF AIRCRAFT	TOTAL DEPARTURES PERFORMED			DEPARTURES SCHEDULED
				SCHEDULED SERVICE	NON SCHEDULED SERVICE	ALL SERVICE	
NORTH DAKOTA—Continued							
MINOT—Continued							
(MINOT AFB)—Continued							
COMMUNITY TOTAL BY CARRIER—Continued							
			DC-9-80	22		22	
			B-727-100	4		4	
			B-727-200	260		260	
			ALL TYPES	1338		1338	1345
	VK—ZANTOP INTL AIRLINES	TOTAL	* L-188A/C		302	302	
			ALL TYPES		302	302	302
COMMUNITY TOTAL		TOTAL	B-737-300	363		363	
			B-737-200C	199		199	
			DC-9-30	606		606	
			DC-9-80	108		108	
			B-727-200	264		264	
			B-737-100/200	14		14	
			B-727-100	8		8	
			* C-208	612		612	
			DC-9-10	79		79	
			DC-9-50	361		361	
			DC-9-40	9		9	
			* L-188A/C		302	302	
			ALL TYPES	2623	302	2925	2935
RED RIVER							
(GRAND FORKS AFB)	VK—ZANTOP INTL AIRLINES	TOTAL	* L-188A/C		68	68	
			ALL TYPES		68	68	68
WILLISTON							
(SLOULIN FIELD INTERNATIONAL)	FM—FEDERAL EXPRESS	TOTAL	* C-208	307		307	
			ALL TYPES	307		307	307
OHIO							
AKRON/CANTON							
(AKRON-CANTON)	AA—AMERICAN AIRLINES	TOTAL	DC-9-80	1243		1243	
			B-727-100	5		5	
			B-727-200	6		6	
			ALL TYPES	1254		1254	1324
	CO—CONTINENTAL	TOTAL	EMBRAER 120	425		425	
			ALL TYPES	425		425	441
	EA—EASTERN AIR LINES	TOTAL	DC-9-30	797		797	
			DC-9-50	39		39	
			B-727-200	5		5	
			ALL TYPES	841		841	840
	US—U S AIR	TOTAL	B-737-400	122		122	
			B-737-300	846		846	
			B-737-100/200	117		117	
			DC-9-30	4		4	
			F-28-4000/600	221		221	
			B-727-200	1		1	
			ALL TYPES	1311		1311	1325
	ZW—AIR WISCONSIN	TOTAL	BAE-146-300	1775		1775	
			ALL TYPES	1775		1775	1876
COMMUNITY TOTAL		TOTAL	DC-9-80	1243		1243	
			B-727-100	5		5	
			B-727-200	12		12	
			EMBRAER 120	425		425	
			DC-9-30	801		801	
			DC-9-50	39		39	
			B-737-400	122		122	
			B-737-300	846		846	
			B-737-100/200	117		117	
			F-28-4000/600	221		221	
			BAE-146-300	1775		1775	

NOTE * Air Cargo Services

TABLE 7—Continued
Aircraft Departures Scheduled and Aircraft Departures Performed, By Community, By Air Carrier, And By Aircraft Type
12 Months Ended December 31, 1990

STATE OR U.S. AREA COMMUNITY (AIRPORT NAME)	CARRIER	OPERATION	TYPE OF AIRCRAFT	TOTAL DEPARTURES PERFORMED			DEPARTURES SCHEDULED
				SCHEDULED SERVICE	NON SCHEDULED SERVICE	ALL SERVICE	
OHIO—Continued							
AKRON/CANTON—Continued							
(AKRON-CANTON)—Continued							
COMMUNITY TOTAL—Continued							
			ALL TYPES	5606		5606	5606
CINCINNATI							
(GREATER CINCINNATI)	AA—AMERICAN AIRLINES	TOTAL	DC-9-80	1255	1	1256	
			B-727-100	875		875	
			B-727-200	481		481	
			DC-10-10	1		1	
			ALL TYPES	2612	1	2613	2733
	CO—CONTINENTAL	TOTAL	B-737-300	1		1	
			B-737-100/200	516		516	
			B-737-200C	738		738	
			DC-9-30	1	1	2	
			DC-9-80	3	4	7	
			B-727-200	2	14	16	
			A-300-X4		2	2	
			B-727-100	1		1	
			ALL TYPES	1262	21	1283	1324
	DL—DELTA AIR LINES	TOTAL	B-737-100/200	4669	5	4674	
			B-757-200	4139	2	4141	
			B-767-200	1120	2	1122	
			B-767-300	480	2	482	
			DC-9-30	11220	2	11222	
			DC-9-80	6216		6216	
			B-727-200	22326	24	22350	
			L-1011/100/20	398		398	
			L-1011-500	352		352	
			ALL TYPES	50920	37	50957	51326
	FM—FEDERAL EXPRESS	TOTAL	* BEECH 18	3		3	
			* B-727-100	1		1	
			ALL TYPES	4		4	4
	JE—EXPRESS ONE	TOTAL	B-727-100		4	4	
			* B-727-100		35	35	
			ALL TYPES		39	39	
	KW—PACIFIC INTERSTATE	TOTAL	B-727-100	20		20	
			B-727-200	31		31	
			B-737-100/200	53	1	54	
			ALL TYPES	104	1	105	101
	NW—NORTHWEST AIRLINES	TOTAL	DC-9-10	1128		1128	
			DC-9-30	809		809	
			DC-9-40	8		8	
			DC-9-50	59		59	
			B-727-100	1		1	
			B-727-200	4	1	5	
			A-320-200	1		1	
			ALL TYPES	2010	1	2011	2042
	PA—PAN AMERICAN	TOTAL	B-727-200	357	3	360	
			ALL TYPES	357	3	360	353
	TW—TRANS WORLD AIR	TOTAL	DC-9-10	408		408	
			DC-9-30	1085	8	1093	
			DC-9-40	63		63	
			DC-9-80	419	4	423	
			B-727-100	9	6	15	
			B-727-200	136	24	160	
			B-7 7	1		1	
			L-10 1/100/20		2	2	
			ALL TYPES	2121	44	2165	2197
	UA—UNITED AIR LINES	TOTAL	B-737-300	743	1	744	
			B-737 100/200	833		833	
			B-727-100	285	2	287	

NOTE * = All Cargo Services

TABLE 7—Continued
Aircraft Departures Scheduled and Aircraft Departures Performed, By Community, By Air Carrier, And By Aircraft Type
12 Months Ended December 31, 1990

STATE OR U.S. AREA COMMUNITY (AIRPORT NAME)	CARRIER	OPERATION	TYPE OF AIRCRAFT	TOTAL DEPARTURES PERFORMED: SCHEDULED SERVICE	NON SCHEDULED SERVICE	ALL SERVICE	DEPARTURES SCHEDULED
OHIO—Continued							
CINCINNATI—Continued							
(GREATER CINCINNATI)—Continued							
			B-727-200	134	3	137	
			B-767-200		2	2	
			ALL TYPES	1995	8	2003	2051
	US—U S AIR	TOTAL	F-28-4000/600	1016		1016	
			FOKKER 100	439		439	
			B-737-400	9		9	
			B-737-300	249	1	250	
			B-737-100/200	555		555	
			DC-9-30	1060	3	1063	
			DC-9-80	158		158	
			B-727-200	499		499	
			ALL TYPES	3985	4	3989	4084
	VK—ZANTOP INTL AIRLINES	TOTAL	* CV-640		2	2	
			ALL TYPES		2	2	2
	YB—TRANS CONTINENTAL	TOTAL	* CV 340/440		1	1	
			* DC-8-50F		1	1	
			ALL TYPES		2	2	
AIRPORT TOTAL		TOTAL	DC-9-80	8051	9	8060	
			B 727 100	1191	12	1203	
			B 727 200	23970	69	24039	
			DC 10 10	1		1	
			B 737 300	993	2	995	
			B 737 100/200	6626	6	6632	
			B 737 200C	738		738	
			DC 9-30	14175	14	14189	
			A 300-X4		2	2	
			B 757 200	4139	2	4141	
			B 767 200	1120	4	1124	
			B 767 300	480	2	482	
			L 1011 100/20	398	2	400	
			L 1011 500	352		352	
			* BEECH 18	3		3	
			* B 727 100	1	35	36	
			DC 9 10	1536		1536	
			DC-9 40	71		71	
			DC 9 50	59		59	
			A 320 200	1		1	
			B 747	[illegible]		1	
			F 28 4000/600	1016		1016	
			FOKKER 100	439		439	
			B 737 400	9		9	
			* CV-640		2	2	
			* CV 340/440		1	1	
			* DC-8 50F		1	1	
			ALL TYPES	65370	163	65533	66217
(LUKEN FIELD)	VK ZANTOP INTL AIRLINES	TOTAL	* CV-640		1	1	
			ALL TYPES		1	1	1
COMMUNITY TOTAL BY CARRIER	AA AMERICAN AIRLINES	TOTAL	DC 9 80	1255	1	1256	
			B 727 100	875		875	
			B 727 200	481		481	
			DC 10 10	1		1	
			ALL TYPES	2612	1	2613	2733
	CO CONTINENTAL	TOTAL	B 737 300	1		1	
			B 737 100/200	516		516	
			B 737 200C	738		738	
			DC 9 30	1	1	2	
			DC 9 80	3	4	7	
			A 300 X4		2	2	
			B 727 100	1		1	
			B 727 200	2	14	16	

NOTE: * A Cargo Services

TABLE 7—Continued
Aircraft Departures Scheduled and Aircraft Departures Performed, By Community, By Air Carrier, And By Aircraft Type
12 Months Ended December 31, 1990

STATE OR U.S. AREA COMMUNITY (AIRPORT NAME)	CARRIER	OPERATION	TYPE OF AIRCRAFT	TOTAL DEPARTURES PERFORMED			DEPARTURES SCHEDULED
				SCHEDULED SERVICE	NON SCHEDULED SERVICE	ALL SERVICE	
OHIO—Continued							
CINCINNATI—Continued							
(LUKEN FIELD)—Continued							
COMMUNITY TOTAL BY CARRIER—Continued							
			ALL TYPES	1262	21	1283	1324
	DL—DELTA AIR LINES	TOTAL	B-737-100/200	4669	5	4674	
			B-757-200	4139	2	4141	
			B-767-200	1120	2	1122	
			B-767-300	480	2	482	
			DC-9-30	11220	2	11222	
			DC-9-80	6216		6216	
			B-727-200	22326	24	22350	
			L-1011/100/20	398		398	
			L-1011-500	352		352	
			ALL TYPES	50920	37	50957	51326
	FM—FEDERAL EXPRESS	TOTAL	* BEECH 18	3		3	
			* B-727-100	1		1	
			ALL TYPES	4		4	4
	JE—EXPRESS ONE	TOTAL	B-727-100		4	4	
			* B-727-100		35	35	
			ALL TYPES		39	39	
	KW—PACIFIC INTERSTATE	TOTAL	B-737-100/200	53	1	54	
			B-727-100	20		20	
			B-727-200	31		31	
			ALL TYPES	104	1	105	101
	NW—NORTHWEST AIRLINES	TOTAL	DC-9-10	1128		1128	
			DC-9-30	809		809	
			DC-9-40	8		8	
			DC-9-50	59		59	
			A-320-200	1		1	
			B-727-100	1		1	
			B-727-200	4	1	5	
			ALL TYPES	2010	1	2011	2042
	PA—PAN AMERICAN	TOTAL	B-727-200	357	3	360	
			ALL TYPES	357	3	360	353
	TW—TRANS WORLD AIR	TOTAL	DC-9-10	408		408	
			DC-9-30	1085	8	1093	
			DC-9-40	63		63	
			DC-9-80	419	4	423	
			B-727-100	9	6	15	
			B-727-200	136	24	160	
			L-1011/100/20		2	2	
			B-747	1		1	
			ALL TYPES	2121	44	2165	2197
	UA—UNITED AIR LINES	TOTAL	B-737-300	743	1	744	
			B-737-100/200	833		833	
			B-767-200		2	2	
			B-727-100	285	2	287	
			B-727-200	134	3	137	
			ALL TYPES	1995	8	2003	2051
	US—U S AIR	TOTAL	F-28-4000/600	1016		1016	
			FOKKER 100	439		439	
			B-737-400	9		9	
			B-737-300	249	1	250	
			B-737-100/200	555		555	
			DC-9-30	1060	3	1063	
			DC-9-80	158		158	
			B-727-200	499		499	
			ALL TYPES	3985	4	3989	4084
	VK—ZANTOP INTL AIRLINES	TOTAL	* CV-640		3	3	
			ALL TYPES		3	3	3

NOTE * = All Cargo Services

TABLE 7—Continued
Aircraft Departures Scheduled and Aircraft Departures Performed, By Community, By Air Carrier, And By Aircraft Type
12 Months Ended December 31, 1990

STATE OR U.S. AREA / COMMUNITY (AIRPORT NAME)	CARRIER	OPERATION	TYPE OF AIRCRAFT	TOTAL DEPARTURES PERFORMED			DEPARTURES SCHEDULED
				SCHEDULED SERVICE	NON SCHEDULED SERVICE	ALL SERVICE	
OHIO—Continued							
CINCINNATI—Continued							
(LUKEN FIELD)—Continued							
COMMUNITY TOTAL BY CARRIER—Continued							
	YB—TRANS CONTINENTAL	TOTAL	* CV-340/440		1	1	
			* DC-8-50F		1	1	
			ALL TYPES		2	2	
COMMUNITY TOTAL		TOTAL	DC-9-80	8051	9	8060	
			B-727-100	1191	12	1203	
			B-727-200	23970	69	24039	
			DC-10-10	1		1	
			B-737-300	993	2	995	
			B-737-100/200	6626	6	6632	
			B-737-200C	738		738	
			DC-9-30	14175	14	14189	
			A-300-X4		2	2	
			B-757-200	4139	2	4141	
			B-767-200	1120	4	1124	
			B-767-300	480	2	482	
			L-1011/100/20	398	2	400	
			L-1011-500	352		352	
			* BEECH 18	3		3	
			* B-727-100	1	35	36	
			DC-9-10	1536		1536	
			DC-9-40	71		71	
			DC-9-50	59		59	
			A-320-200	1		1	
			B-747	1		1	
			F-28-4000/600	1016		1016	
			FOKKER 100	439		439	
			B-737-400	9		9	
			* CV-640		3	3	
			* CV-340/440		1	1	
			* DC-8-50F		1	1	
			ALL TYPES	65370	164	65534	66218
CLEVELAND							
(BURKE LAKEFRONT)	FM—FEDERAL EXPRESS	TOTAL	* B-727-100	1		1	
			ALL TYPES	1		1	1
(HOPKINS INTERNATIONAL)	AA—AMERICAN AIRLINES	TOTAL	B-757-200	547		547	
			B-767-200	157		157	
			DC-9-80	3786	1	3787	
			B-727-100	689		689	
			B-727-200	639		639	
			B-767-300	3		3	
			DC-10-10	2		2	
			ALL TYPES	5823	1	5824	5975
	CO—CONTINENTAL	TOTAL	B-737-300	5910	8	5918	
			B-737-100/200	4176	11	4187	
			B-737-200C	5006	19	5025	
			DC-9-10	72		72	
			DC-9-30	7535	80	7615	
			DC-9-80	4618	10	4628	
			A-300-X4	95	7	102	
			B-727-100	298		298	
			B-727-200	1527	55	1582	
			EMBRAER 120	426		426	
			ALL TYPES	29663	190	29853	30206
	DL—DELTA AIR LINES	TOTAL	B-737-100/200	1640	1	1641	
			B-757-200	139	2	141	
			DC-9-30	393		393	
			DC-9-80	744		744	
			B-727-200	1038	4	1042	

NOTE: * = Air Cargo Services

TABLE 7—Continued
Aircraft Departures Scheduled and Aircraft Departures Performed, By Community, By Air Carrier, And By Aircraft Type
12 Months Ended December 31, 1990

STATE OR U.S. AREA COMMUNITY (AIRPORT NAME)	CARRIER	OPERATION	TYPE OF AIRCRAFT	TOTAL DEPARTURES PERFORMED			DEPARTURES SCHEDULED
				SCHEDULED SERVICE	NON SCHEDULED SERVICE	ALL SERVICE	
OHIO—Continued							
CLEVELAND—Continued							
(HOPKINS INTERNATIONAL)—Continued							
			L-1011-500	1		1	
			ALL TYPES	3955	7	3962	3992
	EA—EASTERN AIR LINES	TOTAL	DC-9-30	816		816	
			DC-9-50	981		981	
			B-727-200	3		3	
			ALL TYPES	1800		1800	1812
	FM—FEDERAL EXPRESS	TOTAL	* BEECH 18	31		31	
			* C-208	575		575	
			* B-727-100	473		473	
			* B-727-200	439		439	
			* B-747-200		2	2	
			ALL TYPES	1518	2	1520	1518
	JH—AMERIJET INTERNATIONAL	TOTAL	* B-727-100		1	1	
			ALL TYPES		1	1	1
	KW—PACIFIC INTERSTATE	TOTAL	B-727-100	41	8	49	
			B-727-200	44	1	45	
			B-737-100/200	12		12	
			ALL TYPES	97	9	106	101
	ML—MIDWAY AIRLINES	TOTAL	DC-9-15F	379	1	380	
			DC-9-30	1081	7	1088	
			B-737-100/200	298	2	300	
			DC-9-80	15		15	
			ALL TYPES	1773	10	1783	1847
	NW—NORTHWEST AIRLINES	TOTAL	B-757-200	4		4	
			DC-9-10	350		350	
			DC-9-30	1321		1321	
			DC-9-40	10		10	
			DC-9-50	694		694	
			DC-9-80	10	1	11	
			B-727-100	489		489	
			B-727-200	253		253	
			DC-10-40	2		2	
			A-320-200	1		1	
			B-747-400	1		1	
			ALL TYPES	3135	1	3136	3168
	PA—PAN AMERICAN	TOTAL	B-727-200	1093	15	1108	
			A-310-300	1		1	
			A-310-200	1		1	
			ALL TYPES	1095	15	1110	1076
	TW—TRANS WORLD AIR	TOTAL	DC-9-10	27		27	
			DC-9-30	1138		1138	
			DC-9-40	64		64	
			DC-9-80	305		305	
			B-727-100	111	2	113	
			B-727-200	686	3	689	
			ALL TYPES	2331	5	2336	2376
	UA—UNITED AIR LINES	AL	B-737-300	102		102	
			B-737-100/200	904		904	
			B-767-200	64		64	
			B-727-100	450		450	
			B-727-200	1147	2	1149	
			DC-10-10	416		416	
			DC-10-30	45		45	
			DC-8-71	468		468	
			B-757-200	84		84	
			ALL TYPES	3680	2	3682	3752
	US—U.S. AIR	TOTAL	F-28-4000/600	1025		1025	
			FOKKER 100	1384		1384	

NOTE * = All Cargo Services

TABLE 7—Continued
Aircraft Departures Scheduled and Aircraft Departures Performed, By Community, By Air Carrier, And By Aircraft Type
12 Months Ended December 31, 1990

STATE OR U.S. AREA COMMUNITY (AIRPORT NAME)	CARRIER	OPERATION	TYPE OF AIRCRAFT	TOTAL DEPARTURES PERFORMED			DEPARTURES SCHEDULED
				SCHEDULED SERVICE	NON SCHEDULED SERVICE	ALL SERVICE	
OHIO—Continued							
CLEVELAND—Continued							
(HOPKINS INTERNATIONAL)—Continued							
			B-737-400	1601		1601	
			B-737-300	5906	48	5956	
			B-737-100/200	3801	25	3826	
			DC-9-30	4353	64	4417	
			DC-9-80	1653		1653	
			B-727-200	1996		1996	
			ALL TYPES	21721	137	21858	22161
	VK—ZANTOP INTL AIRLINES	TOTAL	* CV-640		7	7	
			* L-188A/C		6	6	
			ALL TYPES		13	13	13
	YB—TRANS CONTINENTAL	TOTAL	* CV-340/440		2	2	
			* DC-6		2	2	
			ALL TYPES		4	4	
AIRPORT TOTAL		TOTAL	B-757-200	774	2	776	
			B-767-200	221		221	
			DC-9-80	11131	12	11143	
			B-727-100	2078	10	2088	
			B-727-200	8426	80	8506	
			B-767-300	3		3	
			DC-10-10	418		418	
			B-737-300	11920	56	11976	
			B-737-100/200	10831	39	10870	
			B-737-200C	5006	19	5025	
			DC-9-10	449		449	
			DC-9-30	16637	151	16788	
			A-300-X4	95	7	102	
			EMBRAER 120	426		426	
			L-1011-500	1		1	
			DC-9-50	1675		1675	
			* BEECH 18	31		31	
			* C-208	575		575	
			* B-727-100	473	1	474	
			* B-727-200	439		439	
			* B-747-200		2	2	
			DC-9-15F	379	1	380	
			DC-9-40	74		74	
			DC-10-40	2		2	
			A-320-200	1		1	
			B-747-400	1		1	
			A-310-300	1		1	
			A-310-200	1		1	
			DC-10-30	45		45	
			DC-8-71	468		468	
			F-28-4000/600	1025		1025	
			FOKKER 100	1384		1384	
			B-737-400	1601		1601	
			* CV-640		7	7	
			* L-188A/C		6	6	
			* CV-340/440		2	2	
			* DC-6		2	2	
			ALL TYPES	76591	397	76988	78018
COMMUNITY TOTAL BY CARRIER	AA—AMERICAN AIRLINES	TOTAL	B-757-200	547		547	
			B-767-200	157		157	
			B-767-300	3		3	
			DC-9-80	3786	1	3787	
			B-727-100	689		689	
			B-727-200	639		639	
			DC-10-10	2		2	
			ALL TYPES	5823	1	5824	5975

NOTE * = All Cargo Services

TABLE 7—Continued
Aircraft Departures Scheduled and Aircraft Departures Performed, By Community, By Air Carrier, And By Aircraft Type
12 Months Ended December 31, 1990

STATE OR U.S. AREA COMMUNITY (AIRPORT NAME)	CARRIER	OPERATION	TYPE OF AIRCRAFT	TOTAL DEPARTURES PERFORMED			DEPARTURES SCHEDULED
				SCHEDULED SERVICE	NON SCHEDULED SERVICE	ALL SERVICE	
OHIO—Continued							
CLEVELAND—Continued							
(HOPKINS INTERNATIONAL)—Continued							
COMMUNITY TOTAL BY CARRIER—Continued							
	CO—CONTINENTAL	TOTAL	EMBRAER 120	426		426	
			B-737-300	5910	8	5918	
			B-737-100/200	4176	11	4187	
			B-737-200C	5006	19	5025	
			DC-9-10	72		72	
			DC-9-30	7535	80	7615	
			DC-9-80	4618	10	4628	
			A-300-X4	95	7	102	
			B-727-100	298		298	
			B-727-200	1527	55	1582	
			ALL TYPES	29863	190	29853	30206
	DL—DELTA AIR LINES	TOTAL	B-737-100/200	1640	1	1641	
			B-757-200	139	2	141	
			DC-9-30	393		393	
			DC-9-80	744		744	
			B-727-200	1038	4	1042	
			L-1011-500	1		1	
			ALL TYPES	3955	7	3962	3992
	EA—EASTERN AIR LINES	TOTAL	DC-9-30	816		816	
			DC-9-50	981		981	
			B-727-200	3		3	
			ALL TYPES	1800		1800	1812
	FM—FEDERAL EXPRESS	TOTAL	* BEECH 18	31		31	
			* C-208	575		575	
			* B-727-100	474		474	
			* B-727-200	439		439	
			* B-747-200		2	2	
			ALL TYPES	1519	2	1521	1519
	JH—AMERIJET INTERNATIONAL	TOTAL	* B-727-100		1	1	
			ALL TYPES		1	1	1
	KW—PACIFIC INTERSTATE	TOTAL	B-737-100/200	12		12	
			B-727-100	41	8	49	
			B-727-200	44	1	45	
			ALL TYPES	97	9	106	101
	ML—MIDWAY AIRLINES	TOTAL	B-737-100/200	298	2	300	
			DC-9-15F	379	1	380	
			DC-9-30	1081	7	1088	
			DC-9-80	15		15	
			ALL TYPES	1773	10	1783	1847
	NW—NORTHWEST AIRLINES	TOTAL	B-757-200	4		4	
			DC-9-10	350		350	
			DC-9-30	1321		1321	
			DC-9-40	10		10	
			DC-9-50	694		694	
			DC-9-80	10	1	11	
			A-320-200	1		1	
			B-727-100	489		489	
			B-727-200	253		253	
			DC-10-40	2		2	
			B-747-400	1		1	
			ALL TYPES	3135	1	3136	3168
	PA—PAN AMERICAN	TOTAL	A-310-200	1		1	
			A-310-300	1		1	
			B-727-200	1093	15	1108	
			ALL TYPES	1095	15	1110	1076
	TW—TRANS WORLD AIR	TOTAL	DC-9-10	27		27	

NOTE * = All Cargo Services

TABLE 7—Continued
Aircraft Departures Scheduled and Aircraft Departures Performed, By Community, By Air Carrier, And By Aircraft Type
12 Months Ended December 31, 1990

STATE OR U.S. AREA COMMUNITY (AIRPORT NAME)	CARRIER	OPERATION	TYPE OF AIRCRAFT	TOTAL DEPARTURES PERFORMED			DEPARTURES SCHEDULED
				SCHEDULED SERVICE	NON SCHEDULED SERVICE	ALL SERVICE	
OHIO—Continued							
CLEVELAND—Continued							
(HOPKINS INTERNATIONAL)—Continued							
COMMUNITY TOTAL BY CARRIER—Continued							
			DC-9-30	1138		1138	
			DC-9-40	64		64	
			DC-9-80	305		305	
			B-727-100	111	2	113	
			B-727-200	686	3	689	
			ALL TYPES	2331	5	2336	2376
	UA—UNITED AIR LINES	TOTAL	B-737-300	102		102	
			B-737-100/200	904		904	
			B-757-200	84		84	
			B-767-200	64		64	
			B-727-100	450		450	
			B-727-200	1147	2	1149	
			DC-10-10	416		416	
			DC-10-30	45		45	
			DC-8-71	468		468	
			ALL TYPES	3680	2	3682	3752
	US—U.S. AIR	TOTAL	F-28-4000/600	1025		1025	
			FOKKER 100	1384		1384	
			B-737-400	1601		1601	
			B-737-300	5908	48	5956	
			B-737-100/200	3801	25	3826	
			DC-9-30	4353	64	4417	
			DC-9-80	1653		1653	
			B-727-200	1996		1996	
			ALL TYPES	21721	137	21858	22181
	VK—ZANTOP INTL AIRLINES	TOTAL	* CV-640		7	7	
			* L-188A/C		6	6	
			ALL TYPES		13	13	13
	YB—TRANS CONTINENTAL	TOTAL	* CV-340/440		2	2	
			* DC-6		2	2	
			ALL TYPES		4	4	
COMMUNITY TOTAL		TOTAL	* B-727-100	474	1	475	
			B-757-200	774	2	776	
			B-767-200	221		221	
			DC-9-80	11131	12	11143	
			B-727-100	2078	10	2088	
			B-727-200	8426	80	8506	
			B-767-300	3		3	
			DC-10-10	418		418	
			B-737-300	11920	56	11976	
			B-737-100/200	10831	39	10870	
			B-737-200C	5006	19	5025	
			DC-9-10	449		449	
			DC-9-30	16637	151	16788	
			A-300-X4	95	7	102	
			EMBRAER 120	426		426	
			L-1011-500	1		1	
			DC-9-50	1675		1675	
			* BEECH 18	31		31	
			* C-208	575		575	
			* B-727-200	439		439	
			* B-747-200		2	2	
			DC-9-15F	379	1	380	
			DC-9-40	74		74	
			DC-10-40	2		2	
			A-320-200	1		1	
			B-747-400	1		1	

NOTE * = All Cargo Services

TABLE 7—Continued
Aircraft Departures Scheduled and Aircraft Departures Performed, By Community, By Air Carrier, And By Aircraft Type
12 Months Ended December 31, 1990

STATE OR U.S. AREA COMMUNITY (AIRPORT NAME)	CARRIER	OPERATION	TYPE OF AIRCRAFT	TOTAL DEPARTURES PERFORMED			DEPARTURES SCHEDULED
				SCHEDULED SERVICE	NON SCHEDULED SERVICE	ALL SERVICE	
OHIO—Continued							
CLEVELAND—Continued							
(HOPKINS INTERNATIONAL)—Continued							
COMMUNITY TOTAL—Continued							
			A-310-300	1		1	
			A-310-200	1		1	
			DC-10-30	45		45	
			DC-8-71	468		468	
			F-28-4000/600	1025		1025	
			FOKKER 100	1384		1384	
			B-737-400	1601		1601	
			* CV-640		7	7	
			* L-188A/C		6	6	
			* CV-340/440		2	2	
			* DC-6		2	2	
			ALL TYPES	76592	397	76989	78019
COLUMBUS							
(PORT COLUMBUS INTERNATIONAL)	AA—AMERICAN AIRLINES	TOTAL	DC-9-80	2821		2821	
			B-727-100	1		1	
			B-727-200	4		4	
			B-757-200	1		1	
			ALL TYPES	2827		2827	2883
	CO—CONTINENTAL	TOTAL	B-737-300	431		431	
			B-737-100/200	504		504	
			B-737-200C	515	1	516	
			DC-9-10	16		16	
			DC-9-30	1245	1	1246	
			DC-9-80	535	1	536	
			B-727-200	528	9	537	
			B-727-100	21		21	
			ALL TYPES	3795	12	3807	3868
	DL—DELTA AIR LINES	TOTAL	B-737-100/200	33		33	
			B-757-200	218		218	
			DC-9-30	3		3	
			DC-9-80	1395		1395	
			B-727-200	2173		2173	
			B-767-200	1		1	
			ALL TYPES	3823		3823	3843
	EA—EASTERN AIR LINES	TOTAL	DC-9-30	829		829	
			DC-9-50	937		937	
			B-727-200	7		7	
			ALL TYPES	1773		1773	1798
	FM—FEDERAL EXPRESS	TOTAL	* C-208	3		3	
			* B-727-100	2		2	
			ALL TYPES	5		5	5
	JW—ARROW AIR	TOTAL	* DC-8-63F	4	6	10	
			ALL TYPES	4	6	10	4
	ML—MIDWAY AIRLINES	TOTAL	DC-9-15F	383		383	
			DC-9-30	1555		1555	
			DC-9-80	1		1	
			ALL TYPES	1939		1939	1992
	NW—NORTHWEST AIRLINES	TOTAL	B-757-200	2		2	
			DC-9-10	664		664	
			DC-9-30	1389		1389	
			DC-9-40	23		23	
			DC-9-50	412	1	413	
			DC-9-80	7		7	
			B-727-100	5		5	
			B-727-200	14		14	
			A-320-200	1		1	

NOTE: * = All Cargo Services

TABLE 7—Continued
Aircraft Departures Scheduled and Aircraft Departures Performed, By Community, By Air Carrier, And By Aircraft Type
12 Months Ended December 31, 1990

STATE OR U.S. AREA COMMUNITY (AIRPORT NAME)	CARRIER	OPERATION	TYPE OF AIRCRAFT	TOTAL DEPARTURES PERFORMED			DEPARTURES SCHEDULED
				SCHEDULED SERVICE	NON SCHEDULED SERVICE	ALL SERVICE	
OHIO—Continued							
COLUMBUS—Continued							
(PORT COLUMBUS INTERNATIONAL)—Continued							
			* B-747F	1		1	
			ALL TYPES	2518	1	2519	2519
	OE—WESTAIR AIRLINES	TOTAL	EMBRAER 120	414		414	
			ALL TYPES	414		414	433
	TW—TRANS WORLD AIR	TOTAL	DC-9-30	884	3	887	
			DC-9-40	76	1	77	
			DC-9-80	379		379	
			B-727-100	222	2	224	
			B-727-200	1812	15	1827	
			B-747		1	1	
			DC-9-10	11		11	
			B-767-200	1		1	
			ALL TYPES	3385	22	3407	3448
	UA—UNITED AIR LINES	TOTAL	B-737-300	202		202	
			B-737-100/200	179		179	
			B-727-100	38		38	
			B-727-200	1606		1606	
			DC-10-10	2		2	
			ALL TYPES	2027		2027	2054
	US—U.S. AIR	TOTAL	F-28-4000/600	882		882	
			FOKKER 100	312		312	
			B-737-400	494		494	
			B-737-300	1283		1283	
			B-737-100/200	1216		1216	
			DC-9-30	2351		2351	
			DC-9-80	628		628	
			B-727-200	255		255	
			ALL TYPES	7421		7421	7477
	VK—ZANTOP INTL AIRLINES	TOTAL	* CV-640		2	2	
			* L-188A/C	10	2	12	
			ALL TYPES	10	4	14	14
AIRPORT TOTAL		TOTAL	DC-9-80	5766	1	5767	
			B-727-100	287	2	289	
			B-727-200	6399	24	6423	
			B-757-200	221		221	
			B-737-300	1916		1916	
			B-737-100/200	1932		1932	
			B-737-200C	515	1	516	
			DC-9-10	691		691	
			DC-9-30	8256	4	8260	
			B-767-200	2		2	
			DC-9-50	1349	1	1350	
			* C-208	3		3	
			* B-727-100	2		2	
			* DC-8-63F	4	6	10	
			DC-9-15F	383		383	
			DC-9-40	99	1	100	
			A-320-200	1		1	
			* B-747F	1		1	
			EMBRAER 120	414		414	
			B-747		1	1	
			DC-10-10	2		2	
			F-28-4000/600	882		882	
			FOKKER 100	312		312	
			B-737-400	494		494	
			* CV-640		2	2	
			* L-188A/C	10	2	12	
			ALL TYPES	29941	45	29986	30338
(LOCKBOURN AFB)	FM—FEDERAL EXPRESS	TOTAL	* BEECH 18	259		259	

NOTE * = All Cargo Services

TABLE 7—Continued
Aircraft Departures Scheduled and Aircraft Departures Performed, By Community, By Air Carrier, And By Aircraft Type
12 Months Ended December 31, 1990

STATE OR U.S. AREA COMMUNITY (AIRPORT NAME)	CARRIER	OPERATION	TYPE OF AIRCRAFT	TOTAL DEPARTURES PERFORMED			DEPARTURES SCHEDULED
				SCHEDULED SERVICE	NON SCHEDULED SERVICE	ALL SERVICE	
OHIO—Continued							
COLUMBUS—Continued							
(LOCKBOURN AFB)—Continued							
			* C-208	786		786	
			* B-727-100	522		522	
			* B-747	61	1	62	
			* B-747-200	87	1	88	
			* B-727-200	15		15	
			* DC-10-10	1		1	
			* DC-10-30	2		2	
			ALL TYPES	1733	2	1735	1733
COMMUNITY TOTAL BY CARRIER	AA—AMERICAN AIPLINES	TOTAL	B-757-200	1		1	
			DC-9-80	2821		2821	
			B-727-100	1		1	
			B-727-200	4		4	
			ALL TYPES	2827		2827	2883
	CO—CONTINENTAL	TOTAL	B-737-300	431		431	
			B-737-100/200	504		504	
			B-737-200C	515	1	516	
			DC-9-10	16		16	
			DC-9-30	1245	1	1246	
			DC-9-80	535	1	536	
			B-727-100	21		21	
			B-727-200	528	9	537	
			ALL TYPES	3795	12	3807	3868
	DL—DELTA AIR LINES	TOTAL	B-737-100/200	33		33	
			B-757-200	218		218	
			B-767-200	1		1	
			DC-9-30	3		3	
			DC-9-80	1395		1395	
			B-727-200	2173		2173	
			ALL TYPES	3823		3823	3843
	EA—EASTERN AIR LINES	TOTAL	DC-9-30	829		829	
			DC-9-50	937		937	
			B-727-200	7		7	
			ALL TYPES	1773		1773	1798
	FM—FEDERAL EXPRESS	TOTAL	* BEECH 18	259		259	
			* C-208	789		789	
			* B-727-100	524		524	
			* B-727-200	15		15	
			* DC-10-10	1		1	
			* DC-10-30	2		2	
			* B-747	61	1	62	
			* B-747-200	87	1	88	
			ALL TYPES	1738	2	1740	1738
	JW—ARROW AIR	TOTAL	* DC-8-63F	4	6	10	
			ALL TYPES	4	6	10	4
	ML—MIDWAY AIRLINES	TOTAL	DC-9-15F	383		383	
			DC-9-30	1555		1555	
			DC-9-80	1		1	
			ALL TYPES	1939		1939	1992
	NW—NORTHWEST AIRLINES	TOTAL	B-757-200	2		2	
			DC-9-10	664		664	
			DC-9-30	1389		1389	
			DC-9-40	23		23	
			DC-9-50	412	1	413	
			DC-9-80	7		7	
			A-320-200	1		1	
			B-727-100	5		5	
			B-727-200	14		14	
			* B-747F	1		1	
			ALL TYPES	2518	1	2519	2519

NOTE * = All Cargo Services

TABLE 7—Continued
Aircraft Departures Scheduled and Aircraft Departures Performed, By Community, By Air Carrier, And By Aircraft Type
12 Months Ended December 31, 1990

STATE OR U.S. AREA COMMUNITY (AIRPORT NAME)	CARRIER	O' :ATION	TYPE OF AIRCRAFT	TOTAL DEPARTURES PERFORMED			DEPARTURES SCHEDULED
				SCHEDULED SERVICE	NON SCHEDULED SERVICE	ALL SERVICE	
OHIO—Continued							
COLUMBUS—Continued							
(LOCKBOURN AFB)—Continued							
COMMUNITY TOTAL BY CARRIER—Continued							
	OE—WESTAIR AIRLINES	TOTAL	EMBRAER 120	414		414	
			ALL TYPES	414		414	433
	TW—TRANS WORLD AIR	TOTAL	B-767-200	1		1	
			DC-9-10	11		11	
			DC-9-30	884	3	887	
			DC-9-40	76	1	77	
			DC-9-80	379		379	
			B-727-100	222	2	224	
			B-727-200	1812	15	1827	
			B-747		1	1	
			ALL TYPES	3385	22	3407	3448
	UA—UNITED AIR LINES	TOTAL	B-737-300	202		202	
			B-737-100/200	179		179	
			B-727-100	38		38	
			B-727-200	1606		1606	
			DC-10-10	2		2	
			ALL TYPES	2027		2027	2054
	US—U.S AIR	TOTAL	F-28-4000/600	882		882	
			FOKKER 100	312		312	
			B-737-400	494		494	
			B-737-300	1283		1283	
			B-737-100/200	1216		1216	
			DC-9-30	2351		2351	
			DC-9-80	628		628	
			B-727-200	255		255	
			ALL TYPES	7421		7421	7477
	VK—ZANTOP INTL AIRLINES	TOTAL	* CV-640		2	2	
			* L-188A/C	10	2	12	
			ALL TYPES	10	4	14	14
COMMUNITY TOTAL		TOTAL	DC-9-80	5766	1	5767	
			B-727-100	287	2	289	
			B-727-200	6399	24	6423	
			B-757-200	221		221	
			B-737-300	1916		1916	
			B-737-100/200	1932		1932	
			B-737-200C	515	1	516	
			DC-9-10	691		691	
			DC-9-30	8256	4	8260	
			B-767-200	2		2	
			DC-9-50	1349	1	1350	
			* C-208	789		789	
			* [illegible] 727 100	524		524	
			* DC-8-63F	4	6	10	
			DC 9-15F	383		383	
			DC-9-40	99	1	100	
			A-320-200	1		1	
			* B-747F	1		1	
			EMBRAER 120	414		414	
			B-747		1	1	
			DC-10-10	2		2	
			F-28-4000/600	882		882	
			FOKKER 100	312		312	
			B-737-400	494		494	
			* CV-640		2	2	
			* L-188A/C	10	2	12	
			* BEECH 18	259		259	
			* B-747	61	1	62	
			* B-747-200	87	1	88	

NOTE * All Cargo Services

TABLE 7—Continued
Aircraft Departures Scheduled and Aircraft Departures Performed, By Community, By Air Carrier, And By Aircraft Type
12 Months Ended December 31, 1990

STATE OR U.S. AREA COMMUNITY (AIRPORT NAME)	CARRIER	OPERATION	TYPE OF AIRCRAFT	TOTAL DEPARTURES PERFORMED			DEPARTURES SCHEDULED
				SCHEDULED SERVICE	NON SCHEDULED SERVICE	ALL SERVICE	
OHIO—Continued							
COLUMBUS—Continued							
(LOCKBOURN AFB)—Continued							
COMMUNITY TOTAL—Continued							
			* B-727-200	15		15	
			* DC-10-10	1		1	
			* DC-10-30	2		2	
			ALL TYPES	31674	47	31721	32071
DAYTON							
(JAMES M COX/DAYTON INTL)	AA—AMERICAN AIRLINES	TOTAL	DC-9-80	1734		1734	
			B 727 100	7		7	
			B-727-200	6		6	
			ALL TYPES	1747		1747	1832
	DL—DELTA AIR LINES	TOTAL	B-737-100/200	41		41	
			B-757 200	59		59	
			B 767 200	1		1	
			DC-9-30	11		11	
			DC 9-80	661		661	
			B-727 200	1367		1367	
			ALL TYPES	2140		2140	2160
	FM—FEDERAL EXPRESS	TOTAL	* C-208	236		236	
			* B-727-100	515		515	
			* B-727-200	6		6	
			* BEECH 18	6		6	
			* DC-10 30	1		1	
			ALL TYPES	764		764	764
	JE—EXPRESS ONE	TOTAL	B-727 100		4	4	
			* B [illegible] 100		197	197	
			ALL TYPES		201	201	
	JH—AMERIJET INTERNATIONAL	TOTAL	* B-727-100		1	1	
			ALL TYPES		1	1	1
	JW—ARROW AIR	TOTAL	* DC-8-63F	77	2	79	
			* DC-8-62	3	13	16	
			ALL TYPES	80	15	95	80
	NW—NORTHWEST AIRLINES	TOTAL	DC-9-10	682		682	
			DC-9 30	120		120	
			DC-9-50	9		9	
			B-727 200	2		2	
			ALL TYPES	813		813	822
	TW—TRANS WORLD AIR	TOTAL	DC-9 10	18		18	
			DC-9-30	819	1	820	
			DC-9-40	61	1	62	
			DC 9 80	635		635	
			B-727 100	2	2	4	
			B-727-200	90		90	
			L-1011/100/20	1		1	
			ALL TYPES	1626	4	1630	1658
	UA—UNITED AIR LINES	TOTAL	B-737-300	461		461	
			B 737-100/200	1308		1308	
			B-727-100	68		68	
			B-727-200	157		157	
			ALL TYPES	1994		1994	2051
	US—U S AIR	TOTAL	F-28-4000/600	76		76	
			FOKKER 100	61		61	
			B-737-400	1370		1370	
			B 737-300	4699		4699	
			B-737-100/200	11591		11591	
			DC-9 30	7139	1	7140	
			DC 9-80	465		465	
			B 727 200	1935		1935	
			B-767-200	1		1	

NOTE * All Cargo Services

TABLE 7—Continued
Aircraft Departures Scheduled and Aircraft Departures Performed, By Community, By Air Carrier, And By Aircraft Type
12 Months Ended December 31, 1990

STATE OR U.S. AREA COMMUNITY (AIRPORT NAME)	CARRIER	OPERATION	TYPE OF AIRCRAFT	TOTAL DEPARTURES PERFORMED			DEPARTURES SCHEDULED
				SCHEDULED SERVICE	NON SCHEDULED SERVICE	ALL SERVICE	
OHIO—Continued							
DAYTON—Continued							
(JAMES M COX/DAYTON INTL)—Continued							
			ALL TYPES	27337	1	27338	27781
	VK—ZANTOP INTL AIRLINES	TOTAL	* CV-640		5	5	
			ALL TYPES		5	5	5
	YB—TRANS CONTINENTAL	TOTAL	* CV-340/440		3	3	
			* DC-6		1	1	
			* DC-8-50F		69	69	
			ALL TYPES		73	73	
	9R—ROSENBALM AVATION	TOTAL	* DC-8-63F	5	18	23	
			* DC-8-73F	33	109	142	
			ALL TYPES	38	127	165	37
AIRPORT TOTAL		TOTAL	DC-9-80	3495		3495	
			B-727-100	77	6	83	
			B-727-200	3557		3557	
			B-737-100/200	12940		12940	
			B-757-200	59		59	
			B-767-200	2		2	
			DC-9-30	8089	2	8091	
			* C-208	236		236	
			* B-727-100	515	198	713	
			* B-727-200	6		6	
			* BEECH 18	6		6	
			* DC-10-30	1		1	
			* DC-8-63F	82	20	102	
			* DC-8-62	3	13	16	
			DC-9-10	700		700	
			DC-9-50	9		9	
			DC-9-40	61	1	62	
			L-1011/100/20	1		1	
			B-737-300	5160		5160	
			F-28-4000/600	76		76	
			FOKKER 100	61		61	
			B-737-400	1370		1370	
			* CV-640		5	5	
			* CV-340/440		3	3	
			* DC-6		1	1	
			* DC-8-50F		69	69	
			* DC-8-73F	33	109	142	
			ALL TYPES	36539	427	36966	37191
(WRIGHT-PATTERSON AFB)	VK—ZANTOP INTL AIRLINES	TOTAL	* CV-640		317	317	
			* L-188A/C		54	54	
			ALL TYPES		371	371	371
COMMUNITY TOTAL BY CARRIER	AA—AMERICAN AIRLINES	TOTAL	DC-9-80	1734		1734	
			B-727-100	7		7	
			B-727-200	6		6	
			ALL TYPES	1747		1747	1832
	DL—DELTA AIR LINES	TOTAL	B-737-100/200	41		41	
			B-757-200	59		59	
			B-767-200	1		1	
			DC-9-30	11		11	
			DC-9-80	661		661	
			B-727-200	1367		1367	
			ALL TYPES	2140		2140	2160
	FM—FEDERAL EXPRESS	TOTAL	* BEECH 18	6		6	
			* C-208	236		236	
			* B-727-100	515		515	
			* B-727-200	6		6	
			* DC-10-30	1		1	
			ALL TYPES	764		764	764
	JE—EXPRESS ONE	TOTAL	B-727-100		4	4	

NOTE * All Cargo Services

TABLE 7—Continued
Aircraft Departures Scheduled and Aircraft Departures Performed, By Community, By Air Carrier, And By Aircraft Type
12 Months Ended December 31, 1990

STATE OR U.S. AREA COMMUNITY (AIRPORT NAME)	CARRIER	OPERATION	TYPE OF AIRCRAFT	TOTAL DEPARTURES PERFORMED			DEPARTURES SCHEDULED
				SCHEDULED SERVICE	NON SCHEDULED SERVICE	ALL SERVICE	
OHIO—Continued							
DAYTON—Continued							
(WRIGHT-PATTERSON AFB)—Continued							
COMMUNITY TOTAL BY CARRIER—Continued							
			* B-727-100		197	197	
			ALL TYPES		201	201	
	JH—AMERIJET INTERNATIONAL	TOTAL	* B-727-100		1	1	
			ALL TYPES		1	1	1
	JW—ARROW AIR..	TOTAL	* DC-8-63F	77	2	79	
			* DC-8-62	3	13	16	
			ALL TYPES	80	15	95	80
	NW—NORTHWEST AIRLINES ...	TOTAL	DC-9-10	682		682	
			DC-9-30	120		120	
			DC-9-50..	9		9	
			B-727-200	2		2	
			ALL TYPES	813		813	822
	TW—TRANS WORLD AIR	TOTAL	DC-9-10	18		18	
			DC-9-30	819	1	820	
			DC-9-40	61	1	62	
			DC-9-80	635		635	
			B-727-100	2	2	4	
			B-727-200	90		90	
			L-1011/100/20	1		1	
			ALL TYPES	1626	4	1630	1658
	UA—UNITED AIR LINES	TOTAL	B-737-300	461		461	
			B-737-100/200	1308		1308	
			B-727-100	68		68	
			B-727-200	157		157	
			ALL TYPES	1994		1994	2051
	US—U S AIR	TOTAL	F-28-4000/600	76		76	
			FOKKER 100	61		61	
			B-737-400	1370		1370	
			B-737-300	4699		4699	
			B-737-100/200	11591		11591	
			B-767-200	1		1	
			DC-9-30	7139	1	7140	
			DC-9-80	465		465	
			B-727-200	1935		1935	
			ALL TYPES	27337	1	27338	27781
	VK—ZANTOP INTL AIRLINES	TOTAL	* CV-640		322	322	
			* L-188A/C .		54	54	
			ALL TYPES		376	376	376
	YB—TRANS CONTINENTAL	TOTAL	* CV-340/440		3	3	
			* DC-6		1	1	
			* DC-8-50F		69	69	
			ALL TYPES		73	73	
	9R—ROSENBALM AVATION	TOTAL	* DC-8-63F	5	18	23	
			* DC-8-73F	33	109	142	
			ALL TYPES	38	127	165	37
COMMUNITY TOTAL		TOTAL	DC-9-50	3495		3495	
			B-727-100	77	6	83	
			B-727-200	3557		3557	
			B-737-100/200	12940		12940	
			B-757-200	59		59	
			B-767-200	2		2	
			DC-9-30	8089	2	8091	
			* C-208	236		236	
			* B-727-100	515	198	713	
			* B-727-200	6		6	
			* BEECH 18	6		6	

NOTE * All Cargo Services

TABLE 7—Continued
Aircraft Departures Scheduled and Aircraft Departures Performed, By Community, By Air Carrier, And By Aircraft Type
12 Months Ended December 31, 1990

STATE OR U.S. AREA / COMMUNITY (AIRPORT NAME)	CARRIER	OPERATION	TYPE OF AIRCRAFT	TOTAL DEPARTURES PERFORMED			DEPARTURES SCHEDULED
				SCHEDULED SERVICE	NON SCHEDULED SERVICE	ALL SERVICE	
OHIO—Continued							
DAYTON—Continued							
(WRIGHT-PATTERSON AFB)—Continued							
COMMUNITY TOTAL—Continued							
			* DC-10-30	1		1	
			* DC-8-63F	82	20	102	
			* DC-8-62	3	13	16	
			DC-9-10	700		700	
			DC-9-50	9		9	
			DC-9-40	61	1	62	
			L-1011/100/20	1		1	
			B-737-300	5160		5160	
			F-28-4000/600	76		76	
			FOKKER 100	61		61	
			B-737-400	1370		1370	
			* CV-640		322	322	
			* CV-340/440		3	3	
			* DC-6		1	1	
			* DC-8-50F		69	69	
			* DC-8-73F	33	109	142	
			* L-188A/C		54	54	
			ALL TYPES	36539	798	37337	37562
MANSFIELD							
(MANSFIELD LAHM MUNI)	FM—FEDERAL EXPRESS	TOTAL	* C-208	1		1	
			ALL TYPES	1		1	1
TOLEDO							
(TOLEDO EXPRESS)	DL—DELTA AIR LINES	TOTAL	B-737 100/200	10		10	
			DC-9-30	715		715	
			DC-9-80	7		7	
			B 727-200	356	3	359	
			ALL TYPES	1088	3	1091	1091
	TW—TRANS WORLD AIR	TOTAL	B-727-200	1		1	
			ALL TYPES	1		1	
	US—U S AIR	TOTAL	B-737-100/200	609		609	
			DC-9-30	721		721	
			B-727-200	239		239	
			F-28-4000/600	119		119	
			FOKKER 100	112		112	
			DC-9-80	2		2	
			B 737-300	1		1	
			ALL TYPES	1803		1803	1825
	ZW—AIR WISCONSIN	TOTAL	F-27 SERIES	1261		1261	
			BAE-146-300	464		464	
			BAE-ATP	222		222	
			ALL TYPES	1947		1947	2021
COMMUNITY TOTAL		TOTAL	B-737-100/200	619		619	
			DC-9-30	1436		1436	
			DC-9-80	9		9	
			B-727-200	596	3	599	
			F-28-4000/600	119		119	
			FOKKER 100	112		112	
			B-737-300	1		1	
			F-27 SERIES	1261		1261	
			BAE-146-300	464		464	
			BAE-ATP	222		222	
			ALL TYPES	4839	3	4842	4937
YOUNGSTOWN							
(YOUNGSTOWN MUNI)	VK—ZANTOP INTL AIRLINES	TOTAL	* CV-640		1	1	
			ALL TYPES		1	1	1
	ZW—AIR WISCONSIN	TOTAL	BAE-146-300	855		855	
			ALL TYPES	855		855	893

NOTE * - All Cargo Services

TABLE 7—Continued
Aircraft Departures Scheduled and Aircraft Departures Performed, By Community, By Air Carrier, And By Aircraft Type
12 Months Ended December 31, 1990

STATE OR U.S. AREA COMMUNITY (AIRPORT NAME)	CARRIER	OPERATION	TYPE OF AIRCRAFT	TOTAL DEPARTURES PERFORMED			DEPARTURES SCHEDULED
				SCHEDULED SERVICE	NON SCHEDULED SERVICE	ALL SERVICE	
OHIO—Continued							
YOUNGSTOWN—Continued							
(YOUNGSTOWN MUNI)—Continued							
COMMUNITY TOTAL		TOTAL	* CV-640		1	1	
			BAE-146-300	855		855	
			ALL TYPES	855	1	856	894
OKLAHOMA							
ALTUS							
(ALTUS AFB)	FF—TOWER AIR	TOTAL	B-747		2	2	
			ALL TYPES		2	2	2
FORT SILL							
(HENRY POST AAF)	VK—ZANTOP INTL AIRLINES	TOTAL	* L-188A/C		1	1	
			ALL TYPES		1	1	1
LAWTON/FORT SILL							
(LAWTON MUNI)	VK—ZANTOP INTL AIRLINES	TOTAL	* CV-640		1	1	
			ALL TYPES		1	1	1
OKLAHOMA CITY							
(WILL ROGERS WORLD)	AA—AMERICAN AIRLINES	TOTAL	DC-9-80	3344		3344	
			B-727-100	603		603	
			B-727-200	745		745	
			DC-10-10	13		13	
			B-767-200	2		2	
			B-767-300	3		3	
			B-757-200	2		2	
			ALL TYPES	4712		4712	4810
	CO—CONTINENTAL	TOTAL	B-737-300	529		529	
			B-737-100/200	49		49	
			B-737-200C	846		846	
			DC-9-10	727		727	
			DC-9-30	360	2	362	
			DC-9-80	13		13	
			B-727-100	15		15	
			B-727-200	156	11	167	
			A-300-X4		2	2	
			ALL TYPES	2695	15	2710	2733
	DL—DELTA AIR LINES	TOTAL	B-737-300	359		359	
			B-737-100/200	2541		2541	
			DC-9-30	2126		2126	
			DC-9-80	18		18	
			B-727-200	11		11	
			B-757-200	2		2	
			B-767-300	1		1	
			ALL TYPES	5058		5058	5079
	EA—EASTERN AIR LINES	TOTAL	B-757-200	1		1	
			L-1011/100/20	1		1	
			ALL TYPES	2		2	
	FM—FEDERAL EXPRESS	TOTAL	* B-727-100	420		420	
			* B-727-200	55		55	
			* BEECH 18	1		1	
			ALL TYPES	476		476	476
	JH—AMERIJET INTERNATIONAL	TOTAL	* B-727-100		2	2	
			ALL TYPES		2	2	2
	NW—NORTHWEST AIRLINES	TOTAL	DC-9-10	794		794	
			DC-9-30	246		246	
			DC-9-50	18		18	
			DC-9-80	1		1	
			B-727-200	2		2	
			DC-9-40	3		3	
			B-757-200	2		2	
			B-727-100	1		1	
			ALL TYPES	1067		1067	1061

NOTE * = All Cargo Services

TABLE 7—Continued
Aircraft Departures Scheduled and Aircraft Departures Performed, By Community, By Air Carrier, And By Aircraft Type
12 Months Ended December 31, 1990

STATE OR U.S. AREA COMMUNITY (AIRPORT NAME)	CARRIER	OPERATION	TYPE OF AIRCRAFT	TOTAL DEPARTURES PERFORMED			DEPARTURES SCHEDULED
				SCHEDULED SERVICE	NON SCHEDULED SERVICE	ALL SERVICE	
OKLAHOMA—Continued							
OKLAHOMA CITY—Continued							
(WILL ROGERS WORLD)—Continued							
	TW—TRANS WORLD AIR	TOTAL	DC-9-30	851		851	
			DC-9-40	67		67	
			B-727-100	37	5	42	
			B-727-200	1025	1	1026	
			DC-9-10	1		1	
			DC-9-80	1	1	2	
			ALL TYPES	1982	7	1989	2004
	UA—UNITED AIR LINES	TOTAL	B-737-300	482		482	
			B-737-100/200	1268		1268	
			B-727-100	360		360	
			B-727-200	13		13	
			ALL TYPES	2123		2123	2145
	VK—ZANTOP INTL AIRLINES	TOTAL	* L-188A/C		4	4	
			ALL TYPES		4	4	4
	WN—SOUTHWEST AIRLINES	TOTAL	B-737-500	242	1	243	
			B-737-300	3493	2	3495	
			B-737-100/200	3466		3466	
			ALL TYPES	7201	3	7204	7236
AIRPORT TOTAL		TOTAL	DC-9-80	3377	1	3378	
			B-727-100	1016	5	1021	
			B-727-200	1952	12	1964	
			DC-10-10	13		13	
			B-767-200	2		2	
			B-767-300	4		4	
			B-757-200	7		7	
			B-737-300	4863	2	4865	
			B-737-100/200	7324		7324	
			B-737-200C	846		846	
			DC-9-10	1522		1522	
			DC-9-30	3583	2	3585	
			A-300-X4		2	2	
			L-1011/100/20	1		1	
			* B-727-100	420	2	422	
			* B-727-200	55		55	
			* BEECH 18	1		1	
			DC-9-50	18		18	
			DC-9-40	70		70	
			* L-188A/C		4	4	
			B-737-500	242	1	243	
			ALL TYPES	25316	31	25347	25550
(TINKER AFB)	FM—FEDERAL EXPRESS	TOTAL	* DC-10-30	1	11	12	
			ALL TYPES	1	11	12	1
	JW—ARROW AIR	TOTAL	* DC-8-62		7	7	
			ALL TYPES		7	7	
	VK—ZANTOP INTL AIRLINES	TOTAL	* L-188A/C		730	730	
			* CV-640		1	1	
			ALL TYPES		731	731	731
AIRPORT TOTAL		TOTAL	* DC-10-30	1	11	12	
			* DC-8-62		7	7	
			* L-188A/C		730	730	
			* CV-640		1	1	
			ALL TYPES	1	749	750	732
COMMUNITY TOTAL BY CARRIER	AA—AMERICAN AIRLINES	TOTAL	B-757-200	2		2	
			B-767-200	2		2	
			B-767-300	3		3	
			DC-9-80	3344		3344	
			B-727-100	603		603	
			B-727-200	745		745	
			DC-10-10	13		13	

NOTE * : All Cargo Services

TABLE 7—Continued
Aircraft Departures Scheduled and Aircraft Departures Performed, By Community, By Air Carrier, And By Aircraft Type
12 Months Ended December 31, 1990

STATE OR U.S. AREA / COMMUNITY / (AIRPORT NAME)	CARRIER	OPERATION	TYPE OF AIRCRAFT	TOTAL DEPARTURES PERFORMED			DEPARTURES SCHEDULED
				SCHEDULED SERVICE	NON SCHEDULED SERVICE	ALL SERVICE	
OKLAHOMA—Continued							
OKLAHOMA CITY—Continued							
(TINKER AFB)—Continued							
COMMUNITY TOTAL BY CARRIER—Continued							
			ALL TYPES	4712		4712	4810
	CO—CONTINENTAL	TOTAL	B-737-300	529		529	
			B-737-100/200	49		49	
			B-737-200C	846		846	
			DC-9-10	727		727	
			DC-9-30	360	2	362	
			DC-9-80	13		13	
			A-300-X4		2	2	
			B-727-100	15		15	
			B-727-200	156	11	167	
			ALL TYPES	2695	15	2710	2733
	DL—DELTA AIR LINES	TOTAL	B-737-300	359		359	
			B-737-100/200	2541		2541	
			B-757-200	2		2	
			B-767-300	1		1	
			DC-9-30	2126		2126	
			DC-9-80	18		18	
			B-727-200	11		11	
			ALL TYPES	5058		5058	5079
	EA—EASTERN AIR LINES	TOTAL	B-757-200	1		1	
			L-1011/100/20	1		1	
			ALL TYPES	2		2	
	FM—FEDERAL EXPRESS	TOTAL	* BEECH 18	1		1	
			* B-727-100	420		420	
			* B-727-200	55		55	
			* DC-10-30	1	11	12	
			ALL TYPES	477	11	488	477
	JH—AMERIJET INTERNATIONAL	TOTAL	* B-727-100		2	2	
			ALL TYPES		2	2	2
	JW—ARROW AIR	TOTAL	* DC-8-62		7	7	
			ALL TYPES		7	7	
	NW—NORTHWEST AIRLINES	TOTAL	B-757-200	2		2	
			DC-9-10	794		794	
			DC-9-30	246		246	
			DC-9-40	3		3	
			DC-9-50	18		18	
			DC-9-80	1		1	
			B-727-100	1		1	
			B-727-200	2		2	
			ALL TYPES	1067		1067	1061
	TW—TRANS WORLD AIR	TOTAL	DC-9-10	1		1	
			DC-9-30	851		851	
			DC-9-40	67		67	
			DC-9-80	1	1	2	
			B-727-100	37	5	42	
			B-727-200	1025	1	1026	
			ALL TYPES	1982	7	1989	2004
	UA—UNITED AIR LINES	TOTAL	B-737-300	482		482	
			B-737-100/200	1268		1268	
			B-727-100	360		360	
			B-727-200	13		13	
			ALL TYPES	2123		2123	2145
	VK—ZANTOP INTL AIRLINES	TOTAL	* CV-640		1	1	
			* L-188A/C		734	734	
			ALL TYPES		735	735	735
	WN—SOUTHWEST AIRLINES	TOTAL	B-737-500	242	1	243	

NOTE * = All Cargo Services

TABLE 7—Continued
Aircraft Departures Scheduled and Aircraft Departures Performed, By Community, By Air Carrier, And By Aircraft Type
12 Months Ended December 31, 1990

STATE OR U.S. AREA COMMUNITY (AIRPORT NAME)	CARRIER	OPERATION	TYPE OF AIRCRAFT	TOTAL DEPARTURES PERFORMED			DEPARTURES SCHEDULED
				SCHEDULED SERVICE	NON SCHEDULED SERVICE	ALL SERVICE	
OKLAHOMA—Continued							
OKLAHOMA CITY—Continued							
(TINKER AFB)—Continued							
COMMUNITY TOTAL BY CARRIER—Continued							
			B-737-300	3493	2	3495	
			B-737-100/200	3488		3488	
			ALL TYPES	7201	3	7204	7236
COMMUNITY TOTAL		TOTAL	DC-9-80	3377	1	3378	
			B-727-100	1016	5	1021	
			B-727-200	1952	12	1964	
			DC-10-10	13		13	
			B-767-200	2		2	
			B-767-300	4		4	
			B-757-200	7		7	
			B-737-300	4863	2	4865	
			B-737-100/200	7324		7324	
			B-737-200C	846		846	
			DC-9-10	1522		1522	
			DC-9-30	3583	2	3585	
			A-300-X4		2	2	
			L-1011/100/20	1		1	
			* B-727-100	420	2	422	
			* B-727-200	55		55	
			* BEECH 18	1		1	
			DC-9-50	18		18	
			DC-9-40	70		70	
			* L-188A/C		734	734	
			B-737-500	242	1	243	
			* DC-10-30	1	11	12	
			* DC-8-62		7	7	
			* CV-640		1	1	
			ALL TYPES	25317	780	26097	26282
TULSA							
(TULSA INTL)	AA—AMERICAN AIRLINES	TOTAL	B-757-200	12		12	
			DC-9-80	2542		2542	
			B-727-100	372		372	
			B-727-200	1818		1818	
			DC-10-10	99		99	
			B-767-200	144		144	
			B-767-300	2		2	
			DC-10-30	94		94	
			ALL TYPES	5083		5083	5178
	CO—CONTINENTAL	TOTAL	B-737-300	22		22	
			B-737-100/200	35		35	
			B-737-200C	601		601	
			DC-9-30	180		180	
			DC-9-80	300		300	
			B-727-100	56	2	58	
			B-727-200	60	7	67	
			DC-9-10	545		545	
			ALL TYPES	1799	9	1808	1818
	DL—DELTA AIR LINES	TOTAL	B-737-300	362		362	
			B-737-100/200	2698		2698	
			DC-9 30	1225		1225	
			DC-9-80	49		49	
			B-727-200	370		370	
			ALL TYPES	4704		4704	4729
	EA—EASTERN AIR LINES	TOTAL	DC-9-50	2		2	
			ALL TYPES	2		2	
	FM—FEDERAL EXPRESS	TOTAL	* B-727-100	355		355	
			* BEECH 18	2		2	
			* B-727-200	1		1	

NOTE * = All Cargo Service

TABLE 7—Continued
Aircraft Departures Scheduled and Aircraft Departures Performed, By Community, By Air Carrier, And By Aircraft Type
12 Months Ended December 31, 1990

STATE OR U.S. AREA / COMMUNITY (AIRPORT NAME)	CARRIER	OPERATION	TYPE OF AIRCRAFT	TOTAL DEPARTURES PERFORMED			DEPARTURES SCHEDULED
				SCHEDULED SERVICE	NON SCHEDULED SERVICE	ALL SERVICE	
OKLAHOMA—Continued							
TULSA—Continued							
(TULSA INTL)—Continued							
			ALL TYPES	358		358	358
	NW—NORTHWEST AIRLINES	TOTAL	DC-9-10	992		992	
			DC-9-30	30		30	
			DC-9-50	6		6	
			ALL TYPES	1028		1028	1031
	TW—TRANS WORLD AIR	TOTAL	DC-9-10	6		6	
			DC-9-30	682		682	
			DC-9-40	51		51	
			B-727-100	82		82	
			B-727-200	849	2	851	
			DC-9-80	37	2	39	
			ALL TYPES	1707	4	1711	1729
	UA—UNITED AIR LINES	TOTAL	B-737-300	777		777	
			B-737-100/200	844		844	
			B-727-100	971		971	
			B-727-200	154		154	
			B-737-500	32		32	
			ALL TYPES	2778		2778	2825
	VK—ZANTOP INTL AIRLINES	TOTAL	* L-188A/C		1	1	
			ALL TYPES		1	1	1
	WN—SOUTHWEST AIRLINES	TOTAL	B-737-500	356		356	
			B-737-300	4098	2	4100	
			B-737-100/200	3045	1	3046	
			ALL TYPES	7499	3	7502	7548
COMMUNITY TOTAL		TOTAL	B-757-200	12		12	
			DC-9-80	2928	2	2930	
			B-727-100	1481	2	1483	
			B-727-200	3251	9	3260	
			DC-10-10	99		99	
			B-767-200	144		144	
			B-767-300	2		2	
			DC-10-30	94		94	
			B-737-300	5259	2	5261	
			B-737-100/200	6622	1	6623	
			B-737-200C	601		601	
			DC-9-30	2117		2117	
			DC-9-10	1543		1543	
			DC-9-50	8		8	
			* B-727-100	355		355	
			* BEECH 18	2		2	
			* B-727-200	1		1	
			DC-9-40	51		51	
			B-737-500	388		388	
			* L-188A/C		1	1	
			ALL TYPES	24958	17	24975	25217
OREGON							
ALBANY/CORVALLIS							
(CORVALLIS MUNI)	FM—FEDERAL EXPRESS	TOTAL	* C-208	1		1	
			ALL TYPES	1		1	1
ASHLAND							
(ASHLAND MUNI-SUMNER PARKER)	FM—FEDERAL EXPRESS	TOTAL	* C-208	13		13	
			ALL TYPES	13		13	13
BEND/REDMOND							
(ROBERTS FIELD)	AS—ALASKA AIRLINES	TOTAL	B-727-100	1		1	
			B-727-200	128		128	
			ALL TYPES	129		129	132
	FM—FEDERAL EXPRESS	TOTAL	* C-208	261		261	

NOTE * = All Cargo Services

TABLE 7—Continued
Aircraft Departures Scheduled and Aircraft Departures Performed, By Community, By Air Carrier, And By Aircraft Type
12 Months Ended December 31, 1990

STATE OR U.S. AREA COMMUNITY (AIRPORT NAME)	CARRIER	OPERATION	TYPE OF AIRCRAFT	TOTAL DEPARTURES PERFORMED			DEPARTURES SCHEDULED
				SCHEDULED SERVICE	NON SCHEDULED SERVICE	ALL SERVICE	
OREGON—Continued							
BEND/REDMOND—Continued							
(ROBERTS FIELD)—Continued							
			ALL TYPES	261		261	261
	OE—WESTAIR AIRLINES	TOTAL	EMBRAER 120	1025		1025	
			ALL TYPES	1025		1025	1050
	QX—HORIZON AIR	TOTAL	SWEAR-METRO I	2280		2280	
			DHC-8	605		605	
			F-28-4000/600		4	4	
			ALL TYPES	2885	4	2889	2959
COMMUNITY TOTAL		TOTAL	B-727-100	1		1	
			B-727-200	128		128	
			* C-208	261		261	
			EMBRAER 120	1025		1025	
			SWEAR-METRO I	2280		2280	
			DHC-8	605		605	
			F-28-4000/600		4	4	
			ALL TYPES	4300	4	4304	4402
BROOKINGS							
(BROOKINGS STATE)	FM—FEDERAL EXPRESS	TOTAL	* C-208	3		3	
			ALL TYPES	3		3	3
EUGENE							
(MAHLON SWEET FIELD)	AA—AMERICAN AIRLINES	TOTAL	DC-9-80	705	1	706	
			B-737-100/200	2		2	
			ALL TYPES	707	1	708	736
	FM—FEDERAL EXPRESS	TOTAL	* C-208	458		458	
			ALL TYPES	458		458	458
	QX—HORIZON AIR	TOTAL	SWEAR-METRO I	4017		4017	
			DHC-8	227		227	
			F-28-4000/600		4	4	
			ALL TYPES	4244	4	4248	4359
	UA—UNITED AIR LINES	TOTAL	B-737-100/200	1288		1288	
			B-727-100	179		179	
			B-727 200	116		116	
			B-737-300	515		515	
			B-737-500	4		4	
			ALL TYPES	2102		2102	2115
	US—U S AIR	TOTAL	B-737-300	1		1	
			BAE 146-200	557		557	
			ALL TYPES	558		558	584
COMMUNITY TOTAL		TOTAL	DC-9-80	705	1	706	
			B-737-100/200	1290		1290	
			* C-208	458		458	
			SWEAR-METRO I	4017		4017	
			DHC 8	227		227	
			F-28-4000/600		4	4	
			B-727-100	179		179	
			B-727-200	116		116	
			B-737-300	516		516	
			B-737-500	4		4	
			BAE-146-200	557		557	
			ALL TYPES	8069	5	8074	8252
HERMISTON							
(HERMISTON MUNICIPAL)	FM—FEDERAL EXPRESS	TOTAL	* C-208	2		2	
			ALL TYPES	2		2	2
KLAMATH FALLS							
(KINGSLEY FIELD)	FM—FEDERAL EXPRESS	TOTAL	* C-208	309		309	
			ALL TYPES	309		309	309

NOTE * = All Cargo Services

TABLE 7—Continued
Aircraft Departures Scheduled and Aircraft Departures Performed, By Community, By Air Carrier, And By Aircraft Type
12 Months Ended December 31, 1990

STATE OR U.S. AREA COMMUNITY (AIRPORT NAME)	CARRIER	OPERATION	TYPE OF AIRCRAFT	TOTAL DEPARTURES PERFORMED			DEPARTURES SCHEDULED
				SCHEDULED SERVICE	NON SCHEDULED SERVICE	ALL SERVICE	
OREGON—Continued							
KLAMATH FALLS—Continued							
(KINGSLEY FIELD)—Continued							
	QX—HORIZON AIR	TOTAL	SWEAR-METRO I	354		354	
			DHC-8	1147		1147	
			ALL TYPES	1501		1501	1546
COMMUNITY TOTAL		TOTAL	* C-208	309		309	
			SWEAR-METRO I	354		354	
			DHC-8	1147		1147	
			ALL TYPES	1810		1810	1855
MEDFORD							
(MEDFORD-JACKSON COUNTY)	FM—FEDERAL EXPRESS	TOTAL	* BEECH 18	1		1	
			* C-208	875		875	
			ALL TYPES	876		876	876
	QX—HORIZON AIR	TOTAL	SWEAR-METRO I	633		633	
			DHC-8	2596		2596	
			F-28-4000/600		4	4	
			ALL TYPES	3229	4	3233	3382
	UA—UNITED AIR LINES	TOTAL	B-737-100/200	884		884	
			B-727-100	107		107	
			B-737-300	153		153	
			B-727-200	81		81	
			B-737-500	18		18	
			ALL TYPES	1243		1243	1252
	US—U S AIR	TOTAL	B-737-300	2		2	
			BAE 146-200	638		638	
			ALL TYPES	640		640	651
COMMUNITY TOTAL		TOTAL	* BEECH 18	1		1	
			* C-208	875		875	
			SWEAR-METRO I	633		633	
			DHC-8	2596		2596	
			F 28-4000/600		4	4	
			B 737 100/200	884		884	
			B-727-100	107		107	
			B 737-300	155		155	
			B 727-200	81		81	
			B 737-500	18		18	
			BAE 146-200	638		638	
			ALL TYPES	5988	4	5992	6161
NORTH BEND/COOS BAY							
(NORTH BEND MUNI)	FM—FEDERAL EXPRESS	TOTAL	* C-208	271		271	
			ALL TYPES	271		271	271
	QX—HORIZON AIR	TOTAL	SWEAR-METRO I	1583		1583	
			F-28-4000/600		4	4	
			ALL TYPES	1583	4	1587	1630
COMMUNITY TOTAL		TOTAL	* C 208	271		271	
			SWEAR-METRO I	1583		1583	
			F-28-4000/600		4	4	
			ALL TYPES	1854	4	1858	1901
PENDLETON							
(PENDLETON MUNI)	FM—FEDERAL EXPRESS	TOTAL	* C-208	252		252	
			ALL TYPES	252		252	252
	QX—HORIZON AIR	TOTAL	SWEAR-METRO I	2167		2167	
			ALL TYPES	2167		2167	2265
COMMUNITY TOTAL		TOTAL	* C 208	252		252	

NOTE * All Cargo Services

TABLE 7—Continued
Aircraft Departures Scheduled and Aircraft Departures Performed, By Community, By Air Carrier, And By Aircraft Type
12 Months Ended December 31, 1990

STATE OR U.S. AREA COMMUNITY (AIRPORT NAME)	CARRIER	OPERATION	TYPE OF AIRCRAFT	TOTAL DEPARTURES PERFORMED			DEPARTURES SCHEDULED
				SCHEDULED SERVICE	NON SCHEDULED SERVICE	ALL SERVICE	
OREGON—Continued							
PENDLETON—Continued							
(PENDLETON MUNI)—Continued							
COMMUNITY TOTAL—Continued							
			SWEAR-METRO I	2167		2167	
			ALL TYPES	2419		2419	2517
PORTLAND							
(PORTLAND INTERNATIONAL)	AA—AMERICAN AIRLINES	TOTAL	B-737-300	728		728	
			B-737-100/200	540		540	
			DC-9-80	4016		4016	
			B-727-100	670	2	672	
			B-727-200	339		339	
			BAE-146-100	1		1	
			ALL TYPES	6294	2	6296	6477
	AS—ALASKA AIRLINES	TOTAL	B-737-200C	345	9	354	
			* B-737-200C	5		5	
			DC-9-80	7674	16	7690	
			B-727-100	21		21	
			B-727-200	4583	3	4586	
			ALL TYPES	12628	28	12656	12740
	CO—CONTINENTAL	TOTAL	B-737-300	175		175	
			DC-9-30	3		3	
			DC-9-80	687	1	688	
			B-727-200	402	5	407	
			B-727-100	17		17	
			A-300-X4	3		3	
			ALL TYPES	1287	6	1293	1308
	DL—DELTA AIR LINES	TOTAL	L-1011-500	1043		1043	
			B-737-300	369	1	370	
			B-737-100/200	59		59	
			B-757-200	1659		1659	
			B-767-200	153		153	
			B-727-200	3285	1	3286	
			L-1011/100/20	49	1	50	
			B-767-300	382		382	
			ALL TYPES	6999	3	7002	7049
	EA—EASTERN AIR LINES	TOTAL	A-300-X4	694		694	
			ALL TYPES	694		694	725
	FM—FEDERAL EXPRESS	TOTAL	* BEECH 18	1		1	
			* C-208	1334		1334	
			* B-727-100	666		666	
			* B-727-200	208		208	
			* DC-10-30	2		2	
			* DC-8-73F	3		3	
			* B-747		28	28	
			ALL TYPES	2214	28	2242	2214
	HP—AMERICAN WEST	TOTAL	B-737-300	1034	9	1043	
			B-737-100/200	421	1	422	
			ALL TYPES	1455	10	1465	1459
	JH—AMERIJET INTERNATIONAL	TOTAL	* B-727-100	440	7	447	
			ALL TYPES	440	7	447	446
	JW—ARROW AIR	TOTAL	* DC-8-62		1	1	
			ALL TYPES		1	1	
	NW—NORTHWEST AIRLINES	TOTAL	B-757-200	947		947	
			DC-9-30	1		1	
			B-727-100	95		95	
			B-727-200	411		411	
			DC-10-40	2		2	
			B-747	7		7	
			* B 747F	1		1	

NOTE * = All Cargo Services

TABLE 7—Continued
Aircraft Departures Scheduled and Aircraft Departures Performed, By Community, By Air Carrier, And By Aircraft Type
12 Months Ended December 31, 1990

STATE OR U.S. AREA / COMMUNITY (AIRPORT NAME)	CARRIER	OPERATION	TYPE OF AIRCRAFT	TOTAL DEPARTURES PERFORMED			DEPARTURES SCHEDULED
				SCHEDULED SERVICE	NON SCHEDULED SERVICE	ALL SERVICE	
OREGON—Continued							
PORTLAND—Continued							
(PORTLAND INTERNATIONAL)—Continued							
			DC-9-80	74		74	
			A-320-200	2		2	
			ALL TYPES	1540		1540	1541
	PA—PAN AMERICAN	TOTAL	B-747	1		1	
			ALL TYPES	1		1	
	QX—HORIZON AIR	TOTAL	SWEAR-METRO I	14768		14768	
			DHC-8	6411		6411	
			F-28-4000/600	1452	85	1537	
			ALL TYPES	22631	85	22716	23429
	TW—TRANS WORLD AIR	TOTAL	DC-9-80	755		755	
			L-1011/100/20	343		343	
			B-767-200	14		14	
			B-727-200	3		3	
			ALL TYPES	1115		1115	1120
	TZ—AMERICAN TRANS AIR	TOTAL	L-1011/100/20	2		2	
			ALL TYPES	2		2	2
	UA—UNITED AIR LINES	TOTAL	B-737-300	1945		1945	
			B-737-100/200	2788		2788	
			B-757-200	436		436	
			B-767-200	101		101	
			B-727-100	689		689	
			B-727-200	1882		1882	
			DC-10-10	73		73	
			DC-8-71	1655	1	1656	
			ALL TYPES	9569	1	9570	9700
	US—U S. AIR	TOTAL	B-737-400	436		436	
			B-737-300	2100	2	2102	
			ALL TYPES	2536	2	2538	2553
COMMUNITY TOTAL		TOTAL	B-737-300	6351	12	6363	
			B-737-100/200	3808	1	3809	
			DC-9-80	13206	17	13223	
			B-727-100	1492	2	1494	
			B-727-200	10905	9	10914	
			BAE-146-100	1		1	
			B-737-200C	345	9	354	
			* B-737-200C	5		5	
			DC-9-30	4		4	
			A-300-X4	697		697	
			L-1011-500	1043		1043	
			B-757-200	3042		3042	
			B-767-200	268		268	
			L-1011/100/20	394	1	395	
			B-767-300	382		382	
			* BEECH 18	1		1	
			* C-208	1334		1334	
			* B-727-100	1106	7	1113	
			* B-727-200	208		208	
			* DC-10-30	2		2	
			* DC-8-73F	3		3	
			* B-747		28	28	
			* DC-8-62		1	1	
			DC-10-40	2		2	
			B-747	8		8	
			* B-747F	1		1	
			A-320-200	2		2	
			SWEAR-METRO I	14768		14768	
			DHC-8	6411		6411	
			F-28-4000/600	1452	85	1537	

NOTE * = All Cargo Services

TABLE 7—Continued
Aircraft Departures Scheduled and Aircraft Departures Performed, By Community, By Air Carrier, Anc By Aircraft Type
12 Months Ended December 31, 1990

STATE OR U.S. AREA COMMUNITY (AIRPORT NAME)	CARRIER	OPERATION	TYPE OF AIRCRAFT	TOTAL DEPARTURES PERFORMED			DEPARTURES SCHEDULED
				SCHEDULED SERVICE	NON SCHEDULED SERVICE	ALL SERVICE	
OREGON—Continued							
PORTLAND—Continued							
(PORTLAND INTERNATIONAL)—Continued							
COMMUNITY TOTAL—Continued							
			DC-10-10	73		73	
			DC-8-71	1655	1	1656	
			B-737-400	436		436	
			ALL TYPES	69405	173	69578	70763
ROSEBURG							
(ROSEBURG MUNI)	FM—FEDERAL EXPRESS	TOTAL	* C-208	517		517	
			ALL TYPES	517		517	517
SALEM							
(MCNARY FLD)	FM—FEDERAL EXPRESS	TOTAL	* C-208	2		2	
			ALL TYPES	2		2	2
	QX—HORIZON AIR	TOTAL	SWEARINGEN METRO I	970		970	
			ALL TYPES	970		970	1057
COMMUNITY TOTAL		TOTAL	* C-208	2		2	
			SWEARINGEN METRO I	970		970	
			ALL TYPES	972		972	1059
PENNSYLVANIA							
ALLENTOWN/BETHLEHEM/EASTON							
(ALLENTOWN-BETHLEHEM-EASTON)	CO—CONTINENTAL	TOTAL	B-727-200	1		1	
			ALL TYPES	1		1	
	EA—EASTERN AIR LINES	TOTAL	DC-9-30	943		943	
			DC-9-50	380		380	
			B-727-200	2		2	
			ALL TYPES	1325		1325	1333
	FM—FEDERAL EXPRESS	TOTAL	* C-208	4		4	
			* B-727-100	220		220	
			* B-727-200	60		60	
			ALL TYPES	284		284	284
	NW—NORTHWEST AIRLINES	TOTAL	DC-9-10	399		399	
			DC-9-30	592		592	
			DC-9-40	5		5	
			A-320-200	1		1	
			B-757-200	2		2	
			DC-9-50	121		121	
			B-727-100	2		2	
			B-727-200	2		2	
			ALL TYPES	1124		1124	1139
	OE—WESTAIR AIRLINES	TOTAL	EMBRAER 120	257		257	
			JETSTREAM 31	1116		1116	
			ALL TYPES	1373		1373	1380
	UA—UNITED AIR LINES	TOTAL	B-737-300	574		574	
			B-727-100	8		8	
			B-727-200	496		496	
			B-737-100/200	82		82	
			ALL TYPES	1160		1160	1177
	US—U S AIR	TOTAL	F-28 4000/600	233		233	
			FOKKER 100	37		37	
			B-737-400	175		175	
			B-737-300	102		102	
			B 737 100/200	466		466	
			DC-9 30	685		685	
			DC 9 80	717		717	
			B 727 200	62		62	
			ALL TYPES	2477		2477	2494

NOTE: * Air Cargo Services

TABLE 7—Continued
Aircraft Departures Scheduled and Aircraft Departures Performed, By Community, By Air Carrier, And By Aircraft Type
12 Months Ended December 31, 1990

STATE OR U.S. AREA COMMUNITY (AIRPORT NAME)	CARRIER	OPERATION	TYPE OF AIRCRAFT	TOTAL DEPARTURES PERFORMED			DEPARTURES SCHEDULED
				SCHEDULED SERVICE	NON SCHEDULED SERVICE	ALL SERVICE	
PENNSYLVANIA—Continued							
ALLENTOWN/BETHLEHEM/EASTON—Continued							
(ALLENTOWN-BETHLEHEM-EASTON)—Continued							
COMMUNITY TOTAL		TOTAL	B-727-200	563		563	
			DC-9-30	2220		2220	
			DC-9-50	501		501	
			* C-208	4		4	
			* B-727-100	220		220	
			* B-727-200	60		60	
			DC-9-10	399		399	
			DC-9-40	5		5	
			A-320-200	1		1	
			B-757-200	2		2	
			B-727-100	10		10	
			EMBRAER 120	257		257	
			JETSTREAM 31	1116		1116	
			B-737-300	676		676	
			B-737-100/200	548		548	
			F-28-4000/600	233		233	
			FOKKER 100	37		37	
			B-737-400	175		175	
			DC-9-80	717		717	
			ALL TYPES	7744		7744	7807
ALTOONA							
(BLAIR COUNTY)	FM—FEDERAL EXPRESS	TOTAL	* C-208	5		5	
			ALL TYPES	5		5	5
CLEARFLD/PHILISBG&BELLEFNTE							
(STATE COLLEGE AIR DEPOT)	FM—FEDERAL EXPRESS	TOTAL	* C-208	508		508	
			* BEECH 18	1		1	
			ALL TYPES	509		509	509
	ZW—AIR WISCONSIN	TOTAL	SHORTS 360	274		274	
			F-27 SERIES	931		931	
			ALL TYPES	1205		1205	1270
COMMUNITY TOTAL		TOTAL	* C-208	508		508	
			* BEECH 18	1		1	
			SHORTS 360	274		274	
			F-27 SERIES	931		931	
			ALL TYPES	1714		1714	1779
ERIE							
(ERIE INTL)	FM—FEDERAL EXPRESS	TOTAL	* BEECH 18	20		20	
			* C 208	491		491	
			ALL TYPES	511		511	511
	US—U S AIR	TOTAL	FOKKER 100	238		238	
			B-737-400	151		151	
			B-737-300	179		179	
			B-737-100/200	154	1	155	
			DC-9-30	1266	1	1267	
			DC-9-80	387		387	
			B-727-200	107		107	
			F-28-4000/600	117		117	
			ALL TYPES	2599	2	2601	2650
COMMUNITY TOTAL		TOTAL	* BEECH 18	20		20	
			* C-208	491		491	
			FOKKER 100	238		238	
			B-737 400	151		151	
			B 737-300	179		179	
			B-737-100/200	154	1	155	
			DC 9 30	1266	1	1267	
			DC-9 80	387		387	
			B-727-200	107		107	

NOTE * Air Cargo Services

TABLE 7—Continued
Aircraft Departures Scheduled and Aircraft Departures Performed, By Community, By Air Carrier, And By Aircraft Type
12 Months Ended December 31, 1990

STATE OR U.S. AREA COMMUNITY (AIRPORT NAME)	CARRIER	OPERATION	TYPE OF AIRCRAFT	TOTAL DEPARTURES PERFORMED			DEPARTURES SCHEDULED
				SCHEDULED SERVICE	NON SCHEDULED SERVICE	ALL SERVICE	
PENNSYLVANIA—Continued							
ERIE—Continued							
(ERIE INTL)—Continued							
COMMUNITY TOTAL—Continued							
			F-28-4000/600	117		117	
			ALL TYPES	3110	2	3112	3161
HARRISBURG/YORK							
(HARRISBURG INTERNATIONAL)	AA—AMERICAN AIRLINES	TOTAL	DC-9-80	722		722	
			B-727-100	481		481	
			B-727-200	100		100	
			ALL TYPES	1303		1303	1361
	EA—EASTERN AIR LINES	TOTAL	DC-9-30	430		430	
			DC-9-50	19		19	
			L-1011/100/20	1		1	
			ALL TYPES	450		450	464
	FM—FEDERAL EXPRESS	TOTAL	* BEECH 18	9		9	
			* C-208	215		215	
			* B-727-100	427		427	
			* B-727-200	77		77	
			ALL TYPES	728		728	728
	NW—NORTHWEST AIRLINES	TOTAL	DC-9-10	588		588	
			DC-9-30	450		450	
			DC-9-40	3		3	
			DC-9-50	98		98	
			ALL TYPES	1139		1139	1158
	TW—TRANS WORLD AIR	TOTAL	DC-9-10	277		277	
			DC-9-30	489		489	
			DC-9-40	36	1	37	
			DC-9-80	8		8	
			B-727-100	1		1	
			B-727-200	34	2	36	
			ALL TYPES	845	3	848	847
	UA—UNITED AIR LINES	TOTAL	B-737-300	565		565	
			B-727-100	93		93	
			B-727-200	433	2	435	
			B-737-100/200	135		135	
			B-757-200	1		1	
			ALL TYPES	1227	2	1229	1250
	US—U S AIR	TOTAL	FOKKER 100	9		9	
			B-737-400	142	1	143	
			B-737-300	551		551	
			B-737-100/200	160	16	176	
			DC-9-30	400		400	
			DC-9-80	901		901	
			B-727-200	151	4	155	
			F-28-4000/600	231		231	
			ALL TYPES	2545	21	2566	2575
	ZW—AIR WISCONSIN	TOTAL	SHORTS 360	316		316	
			BAE-146-300	86		86	
			F-27 SERIES	1872		1872	
			ALL TYPES	2274		2274	2363
COMMUNITY TOTAL		TOTAL	DC-9-80	1631		1631	
			B-727-100	575		575	
			B-727-200	718	8	726	
			DC-9-30	1769		1769	
			DC-9-50	117		117	
			L-1011/100/20	1		1	
			* BEECH 18	9		9	
			* C-208	215		215	
			* B-727-100	427		427	
			* B-727-200	77		77	
			DC-9-10	865		865	

NOTE * All Cargo Services

TABLE 7—Continued
Aircraft Departures Scheduled and Aircraft Departures Performed, By Community, By Air Carrier, And By Aircraft Type
12 Months Ended December 31, 1990

STATE OR U.S. AREA COMMUNITY (AIRPORT NAME)	CARRIER	OPERATION	TYPE OF AIRCRAFT	TOTAL DEPARTURES PERFORMED			DEPARTURES SCHEDULED
				SCHEDULED SERVICE	NON SCHEDULED SERVICE	ALL SERVICE	
PENNSYLVANIA—Continued							
HARRISBURG/YORK—Continued							
(HARRISBURG INTERNATIONAL)—Continued							
COMMUNITY TOTAL—Continued							
			DC-9-40	39	1	40	
			B-737-300	1116		1116	
			B-737-100/200	295	16	311	
			B-757-200	1			
			FOKKER 100	9		9	
			B-737-400	142	1	143	
			F-28-4000/600	231		231	
			SHORTS 360	316		316	
			BAE-146-300	86		86	
			F-27 SERIES	1872		1872	
			ALL TYPES	10511	26	10537	10746
JOHNSTOWN							
(JOHNSTOWN-CAMBRIA COUNTY)	FM—FEDERAL EXPRESS	TOTAL	* C-208	486		486	
			ALL TYPES	486		486	486
PHILADELPHIA/CAMDEN							
(INTERNATIONAL)	AA—AMERICAN AIRLINES	TOTAL	B-767-200	684		684	
			B-767-300	9		9	
			DC-9-80	3311		3311	
			A-310-300	361		361	
			B-727-100	45		45	
			B-727-200	1851	1	1852	
			DC-10-10	6		6	
			DC-10-30	1		1	
			B-757-200	241		241	
			A-300-600	366		366	
			ALL TYPES	6875	1	6876	6991
	CO—CONTINENTAL	TOTAL	B-727-200	1170	78	1248	
			B-737-300	583	5	588	
			B-747	1		1	
			B-737-100/200	65	1	66	
			B-737-200C	38		38	
			DC-9-10	7		7	
			DC-9-30	888	4	892	
			DC-9-80	677	7	684	
			B-727-100	107		107	
			A-300-X4	3		3	
			ALL TYPES	3539	95	3634	3559
	DL—DELTA AIR LINES	TOTAL	B-737-100/200	663		663	
			B-757-200	742	3	745	
			B-767-200	343		343	
			DC-9-80	868	3	871	
			B-727-200	4749	5	4754	
			L-1011/100/20	4		4	
			B-767-300	115		115	
			ALL TYPES	7484	11	7495	7523
	EA—EASTERN AIR LINES	TOTAL	B-757-200	13		13	
			DC-9-30	984		984	
			DC-9-50	1478		1478	
			A-300-X4	8		8	
			B-727-200	664		664	
			L-1011/100/20	3	1	4	
			ALL TYPES	3150	1	3151	3186
	FF—TOWER AIR	TOTAL	B-747	1	11	12	
			ALL TYPES	1	11	12	1
	FM—FEDERAL EXPRESS	TOTAL	* BEECH 18	214		214	
			* B-727 100	73		73	
			* B-727-200	57		57	
			* DC 10 10	203	8	211	

NOTE * All Cargo Services

TABLE 7—Continued
Aircraft Departures Scheduled and Aircraft Departures Performed, By Community, By Air Carrier, And By Aircraft Type
12 Months Ended December 31, 1990

STATE OR U.S. AREA COMMUNITY (AIRPORT NAME)	CARRIER	OPERATION	TYPE OF AIRCRAFT	TOTAL DEPARTURES PERFORMED			DEPARTURES SCHEDULED
				SCHEDULED SERVICE	NON SCHEDULED SERVICE	ALL SERVICE	
PENNSYLVANIA—Continued							
PHILADELPHIA/CAMDEN—Continued							
(INTERNATIONAL)—Continued							
			* DC-10-30	49	2	51	
			B-747-200		15	15	
			* B-747		2	2	
			* B-747-200		8	8	
			ALL TYPES	596	35	631	596
	JH—AMERIJET INTERNATIONAL	TOTAL	* B-727-100		16	16	
			ALL TYPES		16	16	16
	JW—ARROW AIR	TOTAL	* DC-8-63F		10	10	
			* DC-8-62		1	1	
			ALL TYPES		11	11	
	ML—MIDWAY AIRLINES	TOTAL	B-737-100/200	453		453	
			DC-9-15F	2711		2711	
			DC-9-30	14983	13	14996	
			DC-9-80	995		995	
			ALL TYPES	19142	13	19155	19620
	NW—NORTHWEST AIRLINES	TOTAL	DC-10-40	91		91	
			B-747		20	20	
			B 747-400	1		1	
			B-757-200	1091		1091	
			DC-9-10	433		433	
			DC-9-30	1556		1556	
			DC-9-50	481		481	
			DC-9-80	1		1	
			B-727-100	113		113	
			B-727-200	1503	2	1505	
			DC-9-40	13		13	
			* B-747F	1		1	
			ALL TYPES	5284	22	5306	5432
	PA—PAN AMERICAN	TOTAL	B-727-200	891	2	893	
			B-747	2	4	6	
			A-300-X4	2		2	
			A-310-300	1	2	3	
			DASH-7	1		1	
			A-310-200	1	1	2	
			ALL TYPES	898	9	907	828
	TW—TRANS WORLD AIR	TOTAL	B-767-200	773		773	
			DC-9-30	26		26	
			DC-9-40	6	2	8	
			DC-9-80	337		337	
			B-727-100	73	12	85	
			B-727-200	1326	14	1340	
			L-1011/100/20	409		409	
			DC-9-10	1		1	
			B-747	1		1	
			ALL TYPES	2952	28	2980	2982
	UA—UNITED AIR LINES	TOTAL	B-737-300	292	2	294	
			B-737-100/200	557		557	
			B-757-200	211		211	
			B-767-200	419		419	
			B-727-100	462	1	463	
			B-727-200	1100	4	1104	
			DC-10-10	1426		1426	
			DC-10-30	8		8	
			DC-8-71	1317		1317	
			B-747SP	1		1	
			ALL TYPES	5793	7	5800	5916
	US—U S AIR	TOTAL	F-28-4000/600	2191		2191	
			FOKKER 100	3196	9	3205	
			B-737-400	4449	10	4459	

NOTE * All Cargo Services

TABLE 7—Continued
Aircraft Departures Scheduled and Aircraft Departures Performed, By Community, By Air Carrier, And By Aircraft Type
12 Months Ended December 31, 1990

STATE OR U.S. AREA COMMUNITY (AIRPORT NAME)	CARRIER	OPERATION	TYPE OF AIRCRAFT	TOTAL DEPARTURES PERFORMED			DEPARTURES SCHEDULED
				SCHEDULED SERVICE	NON SCHEDULED SERVICE	ALL SERVICE	
PENNSYLVANIA—Continued							
PHILADELPHIA/CAMDEN—Continued							
(INTERNATIONAL)—Continued							
			B-737-300	8450	6	8456	
			B-737-100/200	10302	1	10303	
			B-767-200	366		366	
			DC-9-30	9451	33	9484	
			DC-9-80	5836	2	5838	
			B-727-200	4645		4645	
			ALL TYPES	48886	61	48947	49772
	VK—ZANTOP INTL AIRLINES	TOTAL	* L-188A/C	236	15	251	
			* CV-640	1	7	8	
			ALL TYPES	237	22	259	259
	YS—TRANS CONTINENTAL	TOTAL	* CV-340/440		1	1	
			* DC-6		5	5	
			ALL TYPES		6	6	
	YX—MIDWEST EXPRESS	TOTAL	DC-9-10	633	2	635	
			DC-9-30	6	1	7	
			ALL TYPES	639	3	642	648
	9C—AIR TRANSPORT INTERNATIONAL	TOTAL	* DC-8-62	2		2	
			ALL TYPES	2		2	2
COMMUNITY TOTAL		TOTAL	B-767-200	2585		2585	
			B-767-300	124		124	
			DC-9-80	12025	12	12037	
			A-310-300	362	2	364	
			B-727-100	800	13	813	
			B-727-200	17899	106	18005	
			DC-10-10	1432		1432	
			DC-10-30	9		9	
			B-757-200	2298	3	2301	
			A-300-600	366		366	
			B-737-300	9325	13	9338	
			B-747	5	35	40	
			B-737-100/200	12040	2	12042	
			B-737-200C	38		38	
			DC-9-10	1074	2	1076	
			DC-9-30	27894	51	27945	
			A-300-X4	13		13	
			L-1011/100/20	416	1	417	
			DC-9-50	1959		1959	
			* BEECH 18	214		214	
			* B-727-100	73	16	89	
			* B-727-200	57		57	
			* DC-10-10	203	8	211	
			* DC-10-30	49	2	51	
			B-747-200		15	15	
			* B-747		2	2	
			* B-747-200		6	6	
			* DC-8-63F		10	10	
			* DC-8-62	2	1	3	
			DC-9-15F	2711		2711	
			DC-10-40	91		91	
			B-747-400	1		1	
			DC-9-40	19	2	21	
			* B-747F	1		1	
			DASH-7	1		1	
			A-310-200	1	1	2	
			DC-8-71	1317		1317	
			B 747SP	1		1	
			F-28-4000/600	2191		2191	
			FOKKER 100	3196	9	3205	
			B-737-400	4449	10	4459	

NOTE * = All Cargo Services

TABLE 7—Continued
Aircraft Departures Scheduled and Aircraft Departures Performed, By Community, By Air Carrier, And By Aircraft Type
12 Months Ended December 31, 1990

STATE OR U.S. AREA COMMUNITY (AIRPORT NAME)	CARRIER	OPERATION	TYPE OF AIRCRAFT	TOTAL DEPARTURES PERFORMED			DEPARTURES SCHEDULED
				SCHEDULED SERVICE	NON SCHEDULED SERVICE	ALL SERVICE	
PENNSYLVANIA—Continued							
PHILADELPHIA/CAMDEN—Continued							
(INTERNATIONAL)—Continued							
COMMUNITY TOTAL—Continued							
			* L-188A/C	236	15	251	
			* CV-640	1	7	8	
			* CV-340/440		1	1	
			* DC-6		5	5	
			ALL TYPES	105478	352	105830	107331
PITTSBURGH/WHEELING							
(GREATER PITTSBURGH)	AA—AMERICAN AIRLINES	TOTAL	DC-9-80	3528	1	3529	
			B-727-100	7		7	
			B-727-200	8		8	
			DC-10-10	3		3	
			ALL TYPES	3546	1	3547	3616
	CO—CONTINENTAL	TOTAL	B-737-300	296		296	
			B-737-100/200	653		653	
			B-737-200C	641	1	642	
			DC-9-30	292		292	
			DC-9-80	15		15	
			B-727-200	211	11	222	
			B-727-100	108		108	
			A-300-X4	2	2	4	
			DC-9-10	12		12	
			ALL TYPES	2230	14	2244	2282
	DL—DELTA AIR LINES	TOTAL	B-737-100/200	194		194	
			DC-9-30	2085	1	2086	
			DC-9-80	31	2	33	
			B-727-200	565	7	572	
			B-757-200	1	2	3	
			B-767-200	2		2	
			ALL TYPES	2878	12	2890	2902
	EA—EASTERN AIR LINES	TOTAL	B-757-200	258	2	260	
			DC-9-30	663		663	
			DC-9-50	397		397	
			B-727-200	1038		1038	
			L-1011/100/20	1		1	
			ALL TYPES	2357	2	2359	2409
	FM—FEDERAL EXPRESS	TOTAL	* BEECH 18	110		110	
			* C-208	743		743	
			* B-727-100	776		776	
			* B-727-200	76		76	
			ALL TYPES	1705		1705	1705
	KW—PACIFIC INTERSTATE	TOTAL	B-727-100	4	3	7	
			B-727-200	24		24	
			B-737-100/200	15	1	16	
			ALL TYPES	43	4	47	42
	ML—MIDWAY AIRLINES	TOTAL	B-737-100/200	2		2	
			DC-9-15F	528	1	529	
			DC-9-30	740	25	765	
			DC-9-80	2		2	
			ALL TYPES	1272	26	1298	1335
	NW—NORTHWEST AIRLINES	TOTAL	DC-9-10	1336		1336	
			DC-9-30	733		733	
			DC-9-40	9		9	
			DC-9-50	36		36	
			B-727-100	1		1	
			B-727-200	6		6	
			B-757-200	2		2	
			ALL TYPES	2123		2123	2144
	OE—WESTAIR AIRLINES	TOTAL	JETSTREAM 31	595		595	

NOTE * - All Cargo Services

TABLE 7—Continued
Aircraft Departures Scheduled and Aircraft Departures Performed, By Community, By Air Carrier, And By Aircraft Type
12 Months Ended December 31, 1990

STATE OR U.S. AREA COMMUNITY (AIRPORT NAME)	CARRIER	OPERATION	TYPE OF AIRCRAFT	TOTAL DEPARTURES PERFORMED			DEPARTURES SCHEDULED
				SCHEDULED SERVICE	NON SCHEDULED SERVICE	ALL SERVICE	
PENNSYLVANIA—Continued							
PITTSBURGH/WHEELING—Continued							
(GREATER PITTSBURGH)—Continued							
			ALL TYPES	595		595	614
	PA—PAN AMERICAN	TOTAL	B-727-200	842	9	851	
			ALL TYPES	842	9	851	819
	TW—TRANS WORLD AIR	TOTAL	B-767-200	2		2	
			DC-9-10	124	1	125	
			DC-9-30	1197	6	1203	
			DC-9-40	91		91	
			DC-9-80	5	3	8	
			B-727-100	161	9	170	
			B-727-200	398	21	419	
			L-1011/100/20	2		2	
			ALL TYPES	1980	40	2020	1992
	UA—UNITED AIR LINES	TOTAL	B-737-300	502	1	503	
			B-737-100/200	284	1	285	
			B-767-200	1		1	
			B-727-100	40	3	43	
			B-727-200	776	2	778	
			DC-8-71	3		3	
			DC-10-10	6		6	
			B-747SP	1		1	
			ALL TYPES	1613	7	1620	1611
	US—U.S. AIR	TOTAL	B-767-200	401		401	
			F-28-4000/600	6066		6066	
			FOKKER 100	8077	21	8098	
			B-737-400	7951	5	7956	
			B-737-300	17589	39	17628	
			B-737-100/200	11878	10	11888	
			DC-9-30	29831	148	29979	
			DC-9-80	14196	14	14210	
			B-727-200	7748	2	7750	
			ALL TYPES	103737	239	103976	105078
	VK—ZANTOP INTL AIRLINES	TOTAL	* CV-640		1	1	
			ALL TYPES		1	1	1
COMMUNITY TOTAL		TOTAL	DC-9-80	17777	20	17797	
			B-727-100	321	15	336	
			B-727-200	11616	52	11668	
			DC-10-10	9		9	
			B-737-300	18387	40	18427	
			B-737-100/200	13026	12	13038	
			B-737-200C	641	1	642	
			DC-9-30	35541	180	35721	
			A-300-X4	2	2	4	
			DC-9-10	1472	1	1473	
			B-757-200	261	4	265	
			B-767-200	406		406	
			DC-9-50	433		433	
			L-1011/100/20	3		3	
			* BEECH 18	110		110	
			* C-208	743		743	
			* B-727-100	776		776	
			* B-727-200	76		76	
			DC-9-15F	528	1	529	
			DC-9-40	100		100	
			JETSTREAM 31	595		595	
			DC-8-71	3		3	
			B-747SP	1		1	
			F-28-4000/600	6066		6066	
			FOKKER 100	8077	21	8098	

NOTE * = All Cargo Services

TABLE 7—Continued
Aircraft Departures Scheduled and Aircraft Departures Performed, By Community, By Air Carrier, And By Aircraft Type
12 Months Ended December 31, 1990

STATE OR U.S. AREA / COMMUNITY (AIRPORT NAME)	CARRIER	OPERATION	TYPE OF AIRCRAFT	TOTAL DEPARTURES PERFORMED			DEPARTURES SCHEDULED
				SCHEDULED SERVICE	NON SCHEDULED SERVICE	ALL SERVICE	
PENNSYLVANIA—Continued							
PITTSBURGH/WHEELING—Continued							
(GREATER PITTSBURGH)—Continued							
COMMUNITY TOTAL—Continued							
			B-737-400	7951	5	7956	
			* CV-640		1	1	
			ALL TYPES	124921	355	125276	126550
READING							
(GENERAL CARL A SPAATZ)	FM—FEDERAL EXPRESS	TOTAL	* B-727-100	1		1	
			ALL TYPES	1		1	1
	ZW—AIR WISCONSIN	TOTAL	SHORTS 360	93		93	
			ALL TYPES	93		93	111
COMMUNITY TOTAL		TOTAL	* B-727-100	1		1	
			SHORTS 360	93		93	
			ALL TYPES	94		94	112
SCRANTON/WILKES BARRE							
(WILKES-BARRE-SCRANTON)	EA—EASTERN AIR LINES	TOTAL	DC-9-30	736		736	
			DC-9-50	338		338	
			B-727-200	3		3	
			ALL TYPES	1077		1077	1088
	FM—FEDERAL EXPRESS	TOTAL	* BEECH 18	250		250	
			* C-208	183		183	
			ALL TYPES	433		433	433
	OE—WESTAIR AIRLINES	TOTAL	EMBRAER 120	319		319	
			JETSTREAM 31	708		708	
			ALL TYPES	1027		1027	883
	US—U.S. AIR	TOTAL	FOKKER 100	117		117	
			B-737-400	339		339	
			B-737-300	287		287	
			B-737-100/200	307	19	326	
			DC-9-30	809		809	
			DC-9-80	65		65	
			B-727-200	121		121	
			F-28-4000/600	3		3	
			ALL TYPES	2048	19	2067	2065
COMMUNITY TOTAL		TOTAL	DC-9-30	1545		1545	
			DC-9-50	338		338	
			B-727-200	124		124	
			* BEECH 18	250		250	
			* C-208	183		183	
			EMBRAER 120	319		319	
			JETSTREAM 31	708		708	
			FOKKER 100	117		117	
			B-737-400	339		339	
			B-737-300	287		287	
			B-737-100/200	307	19	326	
			DC-9-80	65		65	
			F-28-4000/600	3		3	
			ALL TYPES	4585	19	4604	4469
WILLIAMSPORT							
(WILLIAMSPORT-LYCOMING COUNTY)	FM—FEDERAL EXPRESS	TOTAL	* C-208	255		255	
			ALL TYPES	255		255	255
RHODE ISLAND							
PROVIDENCE							
(THEODORE FRANCIS GREEN STATE)	AA—AMERICAN AIRLINES	TOTAL	DC-9-80	1084	1	1085	
			B-727-100	793		793	
			B-727-200	636		636	
			ALL TYPES	2513	1	2514	2550

NOTE: * = All Cargo Services

TABLE 7—Continued
Aircraft Departures Scheduled and Aircraft Departures Performed, By Community, By Air Carrier, And By Aircraft Type
12 Months Ended December 31, 1990

STATE OR U.S. AREA COMMUNITY (AIRPORT NAME)	CARRIER	OPERATION	TYPE OF AIRCRAFT	TOTAL DEPARTURES PERFORMED			DEPARTURES SCHEDULED
				SCHEDULED SERVICE	NON SCHEDULED SERVICE	ALL SERVICE	
RHODE ISLAND—Continued							
PROVIDENCE—Continued							
(THEODORE FRANCIS GREEN STATE)—Continued							
	CO—CONTINENTAL	TOTAL	B-737-300	12		12	
			B-737-100/200	398		398	
			B-737-200C	529		529	
			DC-9-30	859		859	
			DC-9-80	5	2	7	
			B-727-200	229	8	237	
			B-727-100	7		7	
			DC-9-10	6		6	
			ALL TYPES	2045	10	2055	2108
	DL—DELTA AIR LINES	TOTAL	DC-9-80	901		901	
			B-737-100/200	2		2	
			B-757-200		2	2	
			B-727-200	3	2	5	
			ALL TYPES	906	4	910	906
	EA—EASTERN AIR LINES	TOTAL	DC-9-30	29		29	
			DC-9-50	3		3	
			B-727-200	695		695	
			ALL TYPES	727		727	726
	FM—FEDERAL EXPRESS	TOTAL	* B-727-100	44		44	
			* B-727-200	228		228	
			ALL TYPES	272		272	272
	ML—MIDWAY AIRLINES	TOTAL	DC-9-30	722		722	
			DC-9-15F	104	1	105	
			ALL TYPES	826	1	827	854
	NW—NORTHWEST AIRLINES	TOTAL	DC-9-10	563		563	
			DC-9-30	341		341	
			DC-9-40	5		5	
			DC-9-50	243		243	
			B-727-200	1		1	
			ALL TYPES	1153		1153	1174
	UA—UNITED AIR LINES	TOTAL	B-737-300	757		757	
			B-737-100/200	763		763	
			B-727-100	217		217	
			B-727-200	627	1	628	
			B-757-200	62		62	
			ALL TYPES	2426	1	2427	2466
	US—U S AIR	TOTAL	F-28-4000/600	4		4	
			B-737-400	635		635	
			B-737-300	1039	5	1044	
			B-737-100/200	1667	1	1668	
			DC-9-30	1147	1	1148	
			DC-9-80	754		754	
			B-727-200	676		676	
			FOKKER 100	75	1	76	
			ALL TYPES	5997	8	6005	6053
COMMUNITY TOTAL		TOTAL	DC-9-80	2744	3	2747	
			B-727-100	1017		1017	
			B-727-200	2867	11	2878	
			B-737-300	1808	5	1813	
			B-737-100/200	2830	1	2831	
			B-737-200C	529		529	
			DC-9-30	3098	1	3099	
			DC-9-10	569		569	
			B-757-200	62	2	64	
			DC-9-50	246		246	
			* B-727-100	44		44	
			* B-727-200	228		228	
			DC-9-15F	104	1	105	

NOTE * = All Cargo Services

TABLE 7—Continued
Aircraft Departures Scheduled and Aircraft Departures Performed, By Community, By Air Carrier, And By Aircraft Type
12 Months Ended December 31, 1990

STATE OR U.S. AREA COMMUNITY (AIRPORT NAME)	CARRIER	OPERATION	TYPE OF AIRCRAFT	TOTAL DEPARTURES PERFORMED			DEPARTURES SCHEDULED
				SCHEDULED SERVICE	NON SCHEDULED SERVICE	ALL SERVICE	
RHODE ISLAND—Continued							
PROVIDENCE—Continued							
(THEODORE FRANCIS GREEN STATE)—Continued							
COMMUNITY TOTAL—Continued							
			DC-9-40	5		5	
			F-28-4000/600	4		4	
			B-737-400	635		635	
			FOKKER 100	75	1	76	
			ALL TYPES	16865	25	16890	17113
SOUTH CAROLINA							
CHARLESTON							
(CHARLESTON AFB/MUNI)	AA—AMERICAN AIRLINES	TOTAL	DC-9-80	1880		1880	
			B-727-100	10		10	
			B-727-200	12		12	
			ALL TYPES	1902		1902	1934
	DL—DELTA AIR LINES	TOTAL	B-737-100/200	263		263	
			B-757-200	304		304	
			B-767-300	1		1	
			DC-9-30	269		269	
			DC-9-80	1387		1387	
			B-727-200	579		579	
			ALL TYPES	2803		2803	2819
	EA—EASTERN AIR LINES	TOTAL	DC-9-30	1731		1731	
			DC-9-50	425		425	
			B-727-200	27		27	
			L-1011/100/20	2	2	4	
			A-300-X4	3		3	
			B-757-200	2	6	8	
			DC-10-30		2	2	
			ALL TYPES	2190	10	2200	2212
	FF—TOWER AIR	TOTAL	B-747		4	4	
			ALL TYPES		4	4	2
	FM—FEDERAL EXPRESS	TOTAL	* B-727-100	255		255	
			* B-727-200	45		45	
			ALL TYPES	300		300	300
	NW—NORTHWEST AIRLINES	TOTAL	B-727-200	1		1	
			ALL TYPES	1		1	
	OD—EMERALD	TOTAL	DC-9-10	2	5	7	
			ALL TYPES	2	5	7	
	OE—WESTAIR AIRLINES	TOTAL	EMBRAER 120	88		88	
			ALL TYPES	88		88	88
	TW—TRANS WORLD AIR	TOTAL	DC-9-30	1		1	
			B-727-200		1	1	
			ALL TYPES	1	1	2	
	UA—UNITED AIR LINES	TOTAL	B-737-300	529		529	
			B-737-100/200	1076		1076	
			B-727-200	524		524	
			B-727-100	187		187	
			ALL TYPES	2316		2316	2368
	US—U.S AIR	TOTAL	F-28-4000/600	350		350	
			FOKKER 100	80		80	
			B-737-400	135		135	
			B-737-300	431		431	
			B-737-100/200	1194		1194	
			DC-9-30	1712	1	1713	
			B-727-200	637		637	
			DC-9-80	49		49	
			ALL TYPES	4588	1	4589	4654
	VK—ZANTOP INTL AIRLINES	TOTAL	* L-188A/C		3	3	
			ALL TYPES		3	3	3
COMMUNITY TOTAL		TOTAL	DC-9-80	3316		3316	

NOTE * = All Cargo Services

TABLE 7—Continued
Aircraft Departures Scheduled and Aircraft Departures Performed, By Community, By Air Carrier, And By Aircraft Type
12 Months Ended December 31, 1990

STATE OR U.S. AREA COMMUNITY (AIRPORT NAME)	CARRIER	OPERATION	TYPE OF AIRCRAFT	TOTAL DEPARTURES PERFORMED			DEPARTURES SCHEDULED
				SCHEDULED SERVICE	NON SCHEDULED SERVICE	ALL SERVICE	
SOUTH CAROLINA—Continued							
CHARLESTON—Continued							
(CHARLESTON AFB/MUNI)—Continued							
COMMUNITY TOTAL—Continued							
			B-727-100	197		197	
			B-727-200	1780	1	1781	
			B-737-100/200	2533		2533	
			B-757-200	306	6	312	
			B-767-300	1		1	
			DC-9-30	3713	1	3714	
			DC-9-50	425		425	
			L-1011/100/20	2	2	4	
			A-300-X4	3		3	
			DC-10-30		2	2	
			B-747		4	4	
			* B-727-100	255		255	
			* B-727-200	45		45	
			DC-9-10	2	5	7	
			EMBRAER 120	88		88	
			B-737-300	960		960	
			F-28-4000/600	350		350	
			FOKKER 100	80		80	
			B-737-400	135		135	
			* L-188A/C		3	3	
			ALL TYPES	14191	24	14215	14380
COLUMBIA							
(COLUMBIA METROPOLITAN)	AA—AMERICAN AIRLINES	TOTAL	DC-9-80	1391	1	1392	
			B-727-100	443		443	
			B-727-200	162		162	
			ALL TYPES	1996	1	1997	2041
	CO—CONTINENTAL	TOTAL	B-737-300	4		4	
			B-737-100/200	318	1	319	
			B-737-200C	308		308	
			DC-9-30	11		11	
			B-727-200	4	3	7	
			DC-9-80	1		1	
			B-727-100	2		2	
			ALL TYPES	648	4	652	653
	DL—DELTA AIR LINES	TOTAL	B-737-100/200	25		25	
			B-757-200	8	1	9	
			DC-9-30	660		660	
			DC-9-80	1637		1637	
			B-727-200	754	2	756	
			B-767-200	2		2	
			L-1011/100/20	1		1	
			B-767-300	1		1	
			ALL TYPES	3088	3	3091	3092
	EA—EASTERN AIR LINES	TOTAL	B-727-200	24		24	
			B-757-200	4		4	
			DC-9-30	1212		1212	
			* DC-9-30	1		1	
			DC-9-50	431		431	
			A-300-X4	1		1	
			ALL TYPES	1673		1673	1666
	FM—FEDERAL EXPRESS	TOTAL	* C-208	677		677	
			* B-727-100	426		426	
			* BEECH 18	2		2	
			* B-727-200	88		88	
			ALL TYPES	1193		1193	1193
	JH—AMERIJET INTERNATIONAL	TOTAL	* B-727-100		1	1	
			ALL TYPES		1	1	1

NOTE * = All Cargo Services

TABLE 7—Continued
Aircraft Departures Scheduled and Aircraft Departures Performed, By Community, By Air Carrier, And By Aircraft Type
12 Months Ended December 31, 1990

STATE OR U.S. AREA COMMUNITY (AIRPORT NAME)	CARRIER	OPERATION	TYPE OF AIRCRAFT	TOTAL DEPARTURES PERFORMED			DEPARTURES SCHEDULED
				SCHEDULED SERVICE	NON SCHEDULED SERVICE	ALL SERVICE	
SOUTH CAROLINA—Continued							
COLUMBIA—Continued							
(COLUMBIA METROPOLITAN)—Continued							
	OE—WESTAIR AIRLINES	TOTAL	EMBRAER 120	589		589	
			ALL TYPES	589		589	623
	TW—TRANS WORLD AIR	TOTAL	DC-9-10	1		1	
			ALL TYPES	1		1	
	UA—UNITED AIR LINES	TOTAL	B-737-300	2		2	
			B-737-100/200	190		190	
			B-727-100	78		78	
			B-727-200	422	2	424	
			ALL TYPES	692	2	694	702
	US—U.S. AIR	TOTAL	F-28-4000/600	753		753	
			B-737-400	85		85	
			B-737-300	459		459	
			B-737-100/200	801	2	803	
			DC-9-30	1315		1315	
			B-727-200	167		167	
			DC-9-80	56		56	
			FOKKER 100	1		1	
			ALL TYPES	3637	2	3639	3702
	YB—TRANS CONTINENTAL	TOTAL	* DC-8-50F		1	1	
			ALL TYPES		1	1	
COMMUNITY TOTAL		TOTAL	DC-9-80	3085	1	3086	
			B-727-100	523		523	
			B-727-200	1533	7	1540	
			B-737-300	465		465	
			B-737-100/200	1334	3	1337	
			B-737-200C	308		308	
			DC-9-30	3198		3198	
			B-757-200	12	1	13	
			B-767-200	2		2	
			L-1011/100/20	1		1	
			B-767-300	1		1	
			* DC-9-30	1		1	
			* DC-9-50	431		431	
			A300-X4	1		1	
			* C-208	677		677	
			* B-727-100	426	1	427	
			* BEECH 18	2		2	
			* B-727-200	88		88	
			EMBRAER 120	589		[illegible]	
			DC-9-10	1		[illegible]	
			F-28-4000/600	753		[illegible]	
			B-737-400	85		85	
			FOKKER 100	1		1	
			* DC-8-50F		1	1	
			ALL TYPES	13517	14	13531	13673
GREENVILLE/SPARTANBURG							
(GREENVILLE/SPARTANBURG)	AA—AMERICAN AIRLINES	TOTAL	DC-9-80	1512		1512	
			B-727-100	2		2	
			B-727-200	4		4	
			ALL TYPES	1518		1518	1559
	DL—DELTA AIR LINES	TOTAL	B-737-100/200	9		9	
			DC-9-30	1744		1744	
			DC-9-80	8		8	
			B-727-200	2	7	9	
			ALL TYPES	1763	7	1770	1775
	EA—EASTERN AIR LINES	TOTAL	B-757-200	7		7	
			DC-9-30	2579		2579	
			DC-9-50	935	8	943	
			A-300-X4	5		5	

NOTE * = All Cargo Services

TABLE 7—Continued
Aircraft Departures Scheduled and Aircraft Departures Performed, By Community, By Air Carrier, And By Aircraft Type
12 Months Ended December 31, 1990

STATE OR U.S. AREA / COMMUNITY (AIRPORT NAME)	CARRIER	OPERATION	TYPE OF AIRCRAFT	TOTAL DEPARTURES PERFORMED			DEPARTURES SCHEDULED
				SCHEDULED SERVICE	NON SCHEDULED SERVICE	ALL SERVICE	
SOUTH CAROLINA—Continued							
GREENVILLE/SPARTANBURG—Continued							
(GREENVILLE/SPARTANBURG)—Continued							
			B-727-200	75		75	
			L-1011/100/20	1		1	
			ALL TYPES	3602	8	3610	3626
	FM—FEDERAL EXPRESS	TOTAL	* BEECH 18	1		1	
			ALL TYPES	1		1	1
	NW—NORTHWEST AIRLINES	TOTAL	DC-9-10	854		854	
			DC-9-30	152		152	
			DC-9-50	3		3	
			ALL TYPES	1009		1009	1012
	OE—WESTAIR AIRLINES	TOTAL	EMBRAER 120	879		879	
			ALL TYPES	879		879	920
	US—U.S. AIR	TOTAL	F-28-4000/600	36		36	
			B-737-400	94		94	
			B-737-300	392		392	
			B-737-100/200	214		214	
			DC-9-30	1046		1046	
			DC-9-80	515		515	
			B-727-200	495		495	
			ALL TYPES	2792		2792	2845
	VK—ZANTOP INTL AIRLINES	TOTAL	* L-188A/C		1	1	
			ALL TYPES		1	1	1
AIRPORT TOTAL		TOTAL	DC-9-80	2035		2035	
			B-727-100	2		2	
			B-727-200	576	7	583	
			B-737-100/200	223		223	
			DC-9-30	5521		5521	
			B-757-200	7		7	
			DC-9-50	938	8	946	
			A-300-X4	5		5	
			L-1011/100/20	1		1	
			* BEECH 18	1		1	
			DC-9-10	854		854	
			EMBRAER 120	879		879	
			F-28-4000/600	36		36	
			B-737-400	94		94	
			B-737-300	392		392	
			* L-188A/C		1	1	
			ALL TYPES	11564	16	11580	11739
(DONALDSON CENTER)	FM—FEDERAL EXPRESS	TOTAL	* B-727-100	37		37	
			* DC-10-10	6		6	
			* DC-10-30	16		16	
			* DC-8-73F	1		1	
			ALL TYPES	60		60	60
COMMUNITY TOTAL BY CARRIER	AA—AMERICAN AIRLINES	TOTAL	DC-9-80	1512		1512	
			B-727-100	2		2	
			B-727-200	4		4	
			ALL TYPES	1518		1518	1559
	DL—DELTA AIR LINES	TOTAL	B-737-100/200	9		9	
			DC-9-30	1744		1744	
			DC-9-80	8		8	
			B-727-200	2	7	9	
			ALL TYPES	1763	7	1770	1775
	EA—EASTERN AIR LINES	TOTAL	B-757-200	7		7	
			DC-9-30	2579		2579	
			DC-9-50	935	8	943	
			A-300-X4	5		5	
			B-727-200	75		75	

NOTE * = All Cargo Services

TABLE 7—Continued
Aircraft Departures Scheduled and Aircraft Departures Performed, By Community, By Air Carrier, And By Aircraft Type
12 Months Ended December 31, 1990

STATE OR U.S. AREA / COMMUNITY (AIRPORT NAME)	CARRIER	OPERATION	TYPE OF AIRCRAFT	TOTAL DEPARTURES PERFORMED			DEPARTURES SCHEDULED
				SCHEDULED SERVICE	NON SCHEDULED SERVICE	ALL SERVICE	
SOUTH CAROLINA—Continued							
GREENVILLE/SPARTANBURG—Continued							
(DONALDSON CENTER)—Continued							
COMMUNITY TOTAL BY CARRIER—Continued							
			L-1011/100/20	1		1	
			ALL TYPES	3602	8	3610	3626
	FM—FEDERAL EXPRESS	TOTAL	* BEECH 18	1		1	
			* B-727-100	37		37	
			* DC-10-10	6		6	
			* DC-10-30	16		16	
			* DC-8-73F	1		1	
			ALL TYPES	61		61	61
	NW—NORTHWEST AIRLINES	TOTAL	DC-9-10	854		854	
			DC-9-30	152		152	
			DC-9-50	3		3	
			ALL TYPES	1009		1009	1012
	OE—WESTAIR AIRLINES	TOTAL	EMBRAER 120	879		879	
			ALL TYPES	879		879	920
	US—U.S. AIR	TOTAL	F-28-4000/600	36		36	
			B-737-400	94		94	
			B-737-300	392		392	
			B-737-100/200	214		214	
			DC-9-30	1046		1046	
			DC-9-80	515		515	
			B-727-200	495		495	
			ALL TYPES	2792		2792	2645
	VK—ZANTOP INTL AIRLINES	TOTAL	* L-188A/C		1	1	
			ALL TYPES		1	1	1
COMMUNITY TOTAL		TOTAL	DC-9-80	2035		2035	
			B-727-100	2		2	
			B-727-200	576	7	583	
			B-737-100/200	223		223	
			DC-9-30	5521		5521	
			B-757-200	7		7	
			DC-9-50	938	8	946	
			A-300-X4	5		5	
			L-1011/100/20	1		1	
			* BEECH 18	1		1	
			DC-9-10	854		854	
			EMBRAER 120	879		879	
			F-28-4000/600	36		36	
			B-737-400	94		94	
			B-737-300	392		392	
			* L-188A/C		1	1	
			* B-727-100	37		37	
			* DC-10-10	6		6	
			* DC-10-30	16		16	
			* DC-8-73F	1		1	
			ALL TYPES	11624	16	11640	11799
MYRTLE BEACH (MYRTLE BEACH AFB)	AA—AMERICAN AIRLINES	TOTAL	B-727-100	504		504	
			B-727-200	21		21	
			DC-9-80	4		4	
			ALL TYPES	529		529	540
	FM—FEDERAL EXPRESS	TOTAL	* C-208	248		248	
			ALL TYPES	248		248	248
	US—U S AIR	TOTAL	F-28-4000/600	5		5	
			FOKKER 100	150		150	
			B-737-400	586		586	
			B-737-300	310		310	

* Primary Services

TABLE 7—Continued
Aircraft Departures Scheduled and Aircraft Departures Performed, By Community, By Air Carrier, And By Aircraft Type
12 Months Ended December 31, 1990

STATE OR U.S. AREA / COMMUNITY (AIRPORT NAME)	CARRIER	OPERATION	TYPE OF AIRCRAFT	TOTAL DEPARTURES PERFORMED			DEPARTURES SCHEDULED
				SCHEDULED SERVICE	NON SCHEDULED SERVICE	ALL SERVICE	
SOUTH CAROLINA—Continued							
MYRTLE BEACH—Continued							
(MYRTLE BEACH AFB)—Continued							
			B-737-100/200	581		581	
			DC-9-30	943		943	
			DC-9-80	84		84	
			B-727-200	292		292	
			BAE-146-200	1		1	
			ALL TYPES	2952		2952	2961
COMMUNITY TOTAL		TOTAL	B-727-100	504		504	
			B-727-200	313		313	
			DC-9-80	88		88	
			* C-208	248		248	
			F-28-4000/6000	5		5	
			FOKKER 100	150		150	
			B-737-400	586		586	
			B-737-300	310		310	
			B-737-100/200	581		581	
			DC-9-30	943		943	
			BAE-146-200	1		1	
			ALL TYPES	3729		3729	3769
SOUTH DAKOTA							
ABERDEEN							
(ABERDEEN MUNI)	FM—FEDERAL EXPRESS	TOTAL	* C-208	598		598	
			ALL TYPES	598		598	598
HURON							
(W W HOWES MUNI)	FM—FEDERAL EXPRESS	TOTAL	* BEECH 18	1		1	
			ALL TYPES	1		1	1
PIERRE							
(PIERRE MUNI)	FM—FEDERAL EXPRESS	TOTAL	* C-208	305		305	
			ALL TYPES	305		305	305
RAPID CITY							
(RAPID CITY REGIONAL)	AP—ASPEN AIRWAYS	TOTAL	BH-1900	147		147	
			CV-580	165		165	
			ALL TYPES	312		312	321
	CO—CONTINENTAL	TOTAL	DC-9-80	2		2	
			B-737-100/200	11		11	
			B-737-200C	92		92	
			DC-9-30	1		1	
			DC-9-10	1		1	
			ALL TYPES	107		107	107
	DL—DELTA AIR LINES	TOTAL	B-737-100/200	1066		1066	
			ALL TYPES	1066		1066	1069
	FM—FEDERAL EXPRESS	TOTAL	* C-208	326		326	
			ALL TYPES	326		326	326
	NW—NORTHWEST AIRLINES	TOTAL	DC-9-10	10		10	
			DC-9-30	606		606	
			DC-9-50	64		64	
			B-727-200	51		51	
			DC-9-40	9		9	
			B-727-100	1		1	
			ALL TYPES	741		741	730
	UA—UNITED AIR LINES	TOTAL	B-737-300	485		485	
			B-737-100/200	227		227	
			B-727-100	8		8	
			B-727-200	8		8	
			ALL TYPES	728		728	727
	VK—ZANTOP INTL AIRLINES	TOTAL	* L-188A/C		4	4	
			ALL TYPES		4	4	4
AIRPORT TOTAL		TOTAL	BH-1900	147		147	
			CV-580	165		165	

NOTE * = All Cargo Services

TABLE 7—Continued
Aircraft Departures Scheduled and Aircraft Departures Performed, By Community, By Air Carrier, And By Aircraft Type
12 Months Ended December 31, 1990

STATE OR U.S. AREA / COMMUNITY (AIRPORT NAME)	CARRIER	OPERATION	TYPE OF AIRCRAFT	TOTAL DEPARTURES PERFORMED			DEPARTURES SCHEDULED
				SCHEDULED SERVICE	NON SCHEDULED SERVICE	ALL SERVICE	
SOUTH DAKOTA—Continued							
RAPID CITY—Continued							
(RAPID CITY REGIONAL)—Continued							
AIRPORT TOTAL—Continued							
			DC-9-80	2		2	
			B-737-100/200	1304		1304	
			B-737-200C	92		92	
			DC-9-30	607		607	
			DC-9-10	11		11	
			* C-208	326		326	
			DC-9-50	64		64	
			B-727-200	59		59	
			DC-9-40	9		9	
			B-727-100	9		9	
			B-737-300	485		485	
			* L-188A/C		4	4	
			ALL TYPES	3280	4	3284	3284
(ELLSWORTH AFB)	VK—ZANTOP INTL AIRLINES	TOTAL	* L-188A/C		367	367	
			ALL TYPES		367	367	367
COMMUNITY TOTAL BY CARRIER	AP—ASPEN AIRWAYS	TOTAL	BH-1900	147		147	
			CV-580	165		165	
			ALL TYPES	312		312	321
	CO—CONTINENTAL	TOTAL	B-737-100/200	11		11	
			B-737-200C	92		92	
			DC-9-10	1		1	
			DC-9-30	1		1	
			DC-9-80	2		2	
			ALL TYPES	107		107	107
	DL—DELTA AIR LINES	TOTAL	B-737-100/200	1066		1066	
			ALL TYPES	1066		1066	1069
	FM—FEDERAL EXPRESS	TOTAL	* C-208	326		326	
			ALL TYPES	326		326	326
	NW—NORTHWEST AIRLINES	TOTAL	DC-9-10	10		10	
			DC-9-30	606		606	
			DC-9-40	9		9	
			DC-9-50	64		64	
			B-727-100	1		1	
			B-727-200	51		51	
			ALL TYPES	741		741	730
	UA—UNITED AIR LINES	TOTAL	B-737-300	485		485	
			B-737-100/200	227		227	
			B-727-100	8		8	
			B-727-200	8		8	
			ALL TYPES	728		728	727
	VK—ZANTOP INTL AIRLINES	TOTAL	* L-188A/C		371	371	
			ALL TYPES		371	371	371
COMMUNITY TOTAL		TOTAL	BH-1900	147		147	
			CV-580	165		165	
			DC-9-80	2		2	
			B-737-100/200	1304		1304	
			B-737-200C	92		92	
			DC-9-30	607		607	
			DC-9-10	11		11	
			* C-208	326		326	
			DC-9-50	64		64	
			B-727-200	59		59	
			DC-9-40	9		9	
			B-727-100	9		9	
			B-737-300	485		485	
			* L-188A/C		371	371	
			ALL TYPES	3280	371	3651	3651

NOTE * = All Cargo Services

TABLE 7—Continued
Aircraft Departures Scheduled and Aircraft Departures Performed, By Community, By Air Carrier, And By Aircraft Type
12 Months Ended December 31, 1990

STATE OR U.S. AREA COMMUNITY (AIRPORT NAME)	CARRIER	OPERATION	TYPE OF AIRCRAFT	TOTAL DEPARTURES PERFORMED			DEPARTURES SCHEDULED
				SCHEDULED SERVICE	NON SCHEDULED SERVICE	ALL SERVICE	
SOUTH DAKOTA—Continued							
SIOUX FALLS							
(JOE FOSS FIELD)	DL—DELTA AIR LINES	TOTAL	B-737-100/200	946		946	
			B-727-200	1		1	
			B-737-300	1		1	
			ALL TYPES	948		948	959
	FM—FEDERAL EXPRESS	TOTAL	* BEECH 18	294		294	
			* C-208	57		57	
			ALL TYPES	351		351	351
	NW—NORTHWEST AIRLINES	TOTAL	DC-9-10	31		31	
			DC-9-30	800		800	
			DC-9-40	17		17	
			DC-9-50	477		477	
			DC-9-80	5		5	
			A-320-200	4		4	
			B-727-100	73		73	
			B-727-200	109		109	
			B-757-200	1		1	
			ALL TYPES	1517		1517	1505
	TW—TRANS WORLD AIR	TOTAL	DC-9-10	350		350	
			DC-9-30	617		617	
			DC-9-40	51		51	
			DC-9-80	1		1	
			B-727-200	1	2	3	
			B-727-100	2		2	
			ALL TYPES	1022	2	1024	1038
	UA—UNITED AIR LINES	TOTAL	B-737-300	1280		1280	
			B-737-100/200	898		898	
			B-727-100	17		17	
			B-727-200	430	1	431	
			ALL TYPES	2625	1	2626	2661
COMMUNITY TOTAL		TOTAL	B-737-100/200	1844		1844	
			B-727-200	541	3	544	
			B-737-300	1281		1281	
			* BEECH 18	294		294	
			* C-208	57		57	
			DC-9-10	381		381	
			DC-9-30	1417		1417	
			DC-9-40	68		68	
			DC-9-50	477		477	
			DC-9-80	6		6	
			A-320-200	4		4	
			B-727-100	92		92	
			B-757-200	1		1	
			ALL TYPES	6463	3	6466	6514
TENNESSEE							
BRISTOL/KNGSPRT/JHNSN CTY							
(TRI CITY)	DL—DELTA AIR LINES	TOTAL	DC-9-30	45		45	
			ALL TYPES	45		45	49
	US—U.S AIR	TOTAL	F-28-4000/600	1065		1065	
			B-737-400	6		6	
			B-737-300	6		6	
			B-737-100/200	769		769	
			DC-9-30	409		409	
			B-727-200	79		79	
			FOKKER 100	143		143	
			DC-9-80	2		2	
			ALL TYPES	2479		2479	2503
	ZW—AIR WISCONSIN	TOTAL	BAE-146-300	155		155	
			ALL TYPES	155		155	163
COMMUNITY TOTAL		TOTAL	DC-9-30	454		454	
			F-28-4000/600	1065		1065	

NOTE * = All Cargo Services

TABLE 7—Continued
Aircraft Departures Scheduled and Aircraft Departures Performed, By Community, By Air Carrier, And By Aircraft Type
12 Months Ended December 31, 1990

STATE OR U.S. AREA COMMUNITY (AIRPORT NAME)	CARRIER	OPERATION	TYPE OF AIRCRAFT	TOTAL DEPARTURES PERFORMED			DEPARTURES SCHEDULED
				SCHEDULED SERVICE	NON SCHEDULED SERVICE	ALL SERVICE	
TENNESSEE—Continued							
BRISTOL/KNGSPRT/JHNSN CTY—Continued							
(TRI CITY)—Continued							
COMMUNITY TOTAL—Continued							
			B-737-400	6		6	
			B-737-300	6		6	
			B-737-100/200	769		769	
			B-727-200	79		79	
			FOKKER 100	143		143	
			DC-9-80	2		2	
			BAE-146-300	155		155	
			ALL TYPES	2679		2679	2715
CHATTANOOGA							
(LOVELL FIELD)	AA—AMERICAN AIRLINES	TOTAL	DC-9-80	67		67	
			B-727-100	28		28	
			B-727-200	971		971	
			ALL TYPES	1066		1066	1101
	DL—DELTA AIR LINES	TOTAL	B-737-100/200	43		43	
			DC-9-30	2373		2373	
			DC-9-80	44		44	
			B-727-200	8		8	
			ALL TYPES	2468		2468	2489
	FM—FEDERAL EXPRESS	TOTAL	* BEECH 18	258		258	
			ALL TYPES	258		258	258
	NW—NORTHWEST AIRLINES	TOTAL	DC-9-10	660		660	
			DC-9-30	38		38	
			DC-9-50	5		5	
			ALL TYPES	703		703	705
	US—U S AIR	TOTAL	F-28-4000/600	765		765	
			DC-9-30	62		62	
			B-737-100/200	3		3	
			B-727-200	2		2	
			ALL TYPES	832		832	835
COMMUNITY TOTAL		TOTAL	DC-9-80	111		111	
			B-727-100	28		28	
			B-727-200	981		981	
			B-737-100/200	46		46	
			DC-9-30	2473		2473	
			* BEECH 18	258		258	
			DC-9-10	660		660	
			DC-9-50	5		5	
			F-28-4000/600	765		765	
			ALL TYPES	5327		5327	5388
KNOXVILLE							
(MC GHEE TYSON)	AA—AMERICAN AIRLINES	TOTAL	B-727-200	1		1	
			ALL TYPES	1		1	1
	CO—CONTINENTAL	TOTAL	DC-9-30	1		1	
			B-727-200		1	1	
			ALL TYPES	1	1	2	
	DL—DELTA AIR LINES	TOTAL	B-737-100/200	1312	2	1314	
			B-757-200	5		5	
			B-767-200	4		4	
			DC-9-30	1010		1010	
			DC-9-80	792		792	
			B-727-200	1206	6	1212	
			L-1011/100/20	9	2	11	
			L 1011-500	4		4	
			B 737 300	1		1	
			B-767-300		2	2	
			ALL TYPES	4343	12	4355	4311
	EA—EASTERN AIR LINES	TOTAL	DC-9-30	1		1	

NOTE * All Cargo Services

TABLE 7—Continued
Aircraft Departures Scheduled and Aircraft Departures Performed, By Community, By Air Carrier, And By Aircraft Type
12 Months Ended December 31, 1990

STATE OR U.S. AREA COMMUNITY (AIRPORT NAME)	CARRIER	OPERATION	TYPE OF AIRCRAFT	TOTAL DEPARTURES PERFORMED			DEPARTURES SCHEDULED
				SCHEDULED SERVICE	NON SCHEDULED SERVICE	ALL SERVICE	
TENNESSEE—Continued							
KNOXVILLE—Continued							
(MC GHEE TYSON)—Continued							
			B-727-200	2		2	
			ALL TYPES	3		3	
	FM—FEDERAL EXPRESS	TOTAL	* BEECH 18	7		7	
			* B-727-100	300		300	
			* B-727-200	61		61	
			ALL TYPES	368		368	368
	JW—ARROW AIR	TOTAL	* DC-8-62		2	2	
			ALL TYPES		2	2	
	NW—NORTHWEST AIRLINES	TOTAL	DC-9-10	996		996	
			DC-9-30	59		59	
			DC-9-50	24		24	
			ALL TYPES	1079		1079	1066
	OE—WESTAIR AIRLINES	TOTAL	EMBRAER 120	939		939	
			ALL TYPES	939		939	977
	UA—UNITED AIR LINES	TOTAL	B-737-300	472		472	
			B-737-100/200	304		304	
			B-727-100	82	1	83	
			B-727-200	187		187	
			ALL TYPES	1045	1	1046	1048
	US—U S AIR	TOTAL	F-28-4000/600	1313		1313	
			B-737-400	4		4	
			B-737-100/200	463		463	
			DC-9-30	581		581	
			FOKKER 100	57		57	
			DC-9-80	1		1	
			B-727-200	1		1	
			ALL TYPES	2420		2420	2451
	VK—ZANTOP INTL AIRLINES	TOTAL	* CV-640		9	9	
			* L-188A/C		3	3	
			ALL TYPES		12	12	12
	YB—TRANS CONTINENTAL	TOTAL	* DC-6		1	1	
			ALL TYPES		1	1	
COMMUNITY TOTAL		TOTAL	B-727-200	1397	7	1404	
			DC-9-30	1652		1652	
			B-737-100/200	2079	2	2081	
			B-757-200	5		5	
			B-767-200	4		4	
			DC-9-80	793		793	
			L-1011/100/20	9	2	11	
			L-1011-500	4		4	
			B-737-300	473		473	
			B-767-300		2	2	
			* BEECH 18	7		7	
			* B-727-100	300		300	
			* B-727-200	61		61	
			* DC-8-62		2	2	
			DC-9-10	996		996	
			DC-9-50	24		24	
			EMBRAER 120	939		939	
			B-727-100	82	1	83	
			F-28-4000/600	1313		1313	
			B-737-400	4		4	
			FOKKER 100	57		57	
			* CV-640		9	9	
			* L-188A/C		3	3	
			* DC-6		1	1	
			ALL TYPES	10199	29	10228	10234
MEMPHIS							
(MEMPHIS INTERNATIONAL)	AA—AMERICAN AIRLINES	TOTAL	DC-9-80	1270		1270	

NOTE * All Cargo Services

TABLE 7—Continued
Aircraft Departures Scheduled and Aircraft Departures Performed, By Community, By Air Carrier, And By Aircraft Type
12 Months Ended December 31, 1990

STATE OR U.S. AREA COMMUNITY (AIRPORT NAME)	CARRIER	OPERATION	TYPE OF AIRCRAFT	TOTAL DEPARTURES PERFORMED			DEPARTURES SCHEDULED
				SCHEDULED SERVICE	NON SCHEDULED SERVICE	ALL SERVICE	
TENNESSEE—Continued							
MEMPHIS—Continued							
(MEMPHIS INTERNATIONAL)—Continued							
			B-727-100	669		669	
			B-727-200	572		572	
			DC-10-10	1		1	
			B-767-200	1		1	
			B-767-300	1		1	
			ALL TYPES	2514		2514	2585
	DL—DELTA AIR LINES	TOTAL	B-737-100/200	1707	1	1708	
			B-757-200	1		1	
			DC-9-30	2150		2150	
			DC-9-80	2629		2629	
			B-727-200	468	9	477	
			L-1011/100/20	2		2	
			ALL TYPES	6957	10	6967	6983
	FM—FEDERAL EXPRESS	TOTAL	* B-727-200	7474	3	7477	
			* BEECH 18	1441		1441	
			* C-208	1058		1058	
			* B-727-100	12642	1	12643	
			* DC-10-10	2612	4	2616	
			* DC-10-30	2575	13	2588	
			* B-747	17		17	
			* B-747-200	22		22	
			* DC-8-73F	820		820	
			ALL TYPES	28661	21	28682	28661
	JH—AMERIJET INTERNATIONAL	TOTAL	* B-727-100		41	41	
			ALL TYPES		41	41	41
	JW—ARROW AIR	TOTAL	* DC-8-63F		1	1	
			ALL TYPES		1	1	
	ML—MIDWAY AIRLINES	TOTAL	B-737-100/200	1		1	
			DC-9-15F	177		177	
			DC-9-30	503		503	
			DC-9-80	4		4	
			ALL TYPES	685		685	710
	NW—NORTHWEST AIRLINES	TOTAL	B-757-200	2539		2539	
			DC-9-10	13570		13570	
			DC-9-30	17088	1	17089	
			DC-9-40	204		204	
			DC-9-50	6423		6423	
			DC-9-80	936		936	
			A-320-200	1174		1174	
			B-727-100	1392		1392	
			B-727-200	7154		7154	
			DC-10-40	1		1	
			B-747		1	1	
			ALL TYPES	50481	2	50483	51179
	TW—TRANS WORLD AIR	TOTAL	DC-9-10	86		86	
			DC-9-30	67	2	69	
			DC-9-40	2		2	
			DC-9-80	3	3	6	
			B-727-100	1		1	
			B-727-200	4	3	7	
			ALL TYPES	163	8	171	153
	UA—UNITED AIR LINES	TOTAL	B-737-300	1367		1367	
			B-737-100/200	332		332	
			B-727-100	87		87	
			B-727-200	154		154	
			ALL TYPES	1940		1940	1975
	US—U S AIR	TOTAL	F-28-4000/600	907		907	
			FOKKER 100	225		225	

NOTE * All Cargo Services

TABLE 7—Continued
Aircraft Departures Scheduled and Aircraft Departures Performed, By Community, By Air Carrier, And By Aircraft Type
12 Months Ended December 31, 1990

STATE OR U.S. AREA COMMUNITY (AIRPORT NAME)	CARRIER	OPERATION	TYPE OF AIRCRAFT	TOTAL DEPARTURES PERFORMED			DEPARTURES SCHEDULED
				SCHEDULED SERVICE	NON SCHEDULED SERVICE	ALL SERVICE	
TENNESSEE—Continued							
MEMPHIS—Continued							
(MEMPHIS INTERNATIONAL)—Continued							
			DC-9-30	1142	22	1164	
			DC-9-80	4		4	
			B-727-200	4		4	
			B-737-100/200	309		309	
			B-737-400	49		49	
			B-737-300	3	1	4	
			ALL TYPES	2643	23	2666	2656
	VK—ZANTOP INTL AIRLINES	TOTAL	* CV-640	90	22	112	
			* L-188A/C	113	30	143	
			ALL TYPES	203	52	255	255
	YB—TRANS CONTINENTAL	TOTAL	* CV-340/440		1	1	
			* DC-8-50F		14	14	
			ALL TYPES		15	15	
COMMUNITY TOTAL		TOTAL	DC-9-80	4846	3	4849	
			B-727-100	2149		2149	
			B-727-200	8356	12	8368	
			DC-10-10	1		1	
			B-767-200	1		1	
			B-767-300	1		1	
			B-737-100/200	2349	1	2350	
			B-757-200	2540		2540	
			DC-9-30	20950	25	20975	
			L-1011/100/20	2		2	
			* B-727-200	7474	3	7477	
			* BEECH 18	1441		1441	
			* C-208	1058		1058	
			* B-727-100	12642	42	12684	
			* DC-10-10	2612	4	2616	
			* DC-10-30	2575	13	2588	
			* B-747	17		17	
			* B-747-200	22		22	
			* DC-8-73F	820		820	
			* DC-8-63F		1	1	
			DC-9-15F	177		177	
			DC-9-10	13656		13656	
			DC-9-40	206		206	
			DC-9-50	6423		6423	
			A-320-200	1174		1174	
			DC-10-40	1		1	
			B-747		1	1	
			B-737-300	1370	1	1371	
			F-28-4000/600	907		907	
			FOKKER 100	225		225	
			B-737-400	49		49	
			* CV-640	90	22	112	
			* L-188A/C	113	30	143	
			* CV-340/440		1	1	
			* DC-8-50F		14	14	
			ALL TYPES	94247	173	94420	95198
NASHVILLE							
(METROFOLITAN)	AA—AMERICAN AIRLINES	TOTAL	DC-9-80	19850		19850	
			B-727-100	1241		1241	
			B-727-200	11845		11845	
			DC-10-10	17		17	
			B-767-200	1		1	
			B-767-300	1		1	
			B-757-200	1		1	
			DC-10 30	1		1	
			ALL TYPES	32957		32957	33480

NOTE * All Cargo Services

TABLE 7—Continued
Aircraft Departures Scheduled and Aircraft Departures Performed, By Community, By Air Carrier, And By Aircraft Type
12 Months Ended December 31, 1990

STATE OR U.S. AREA COMMUNITY (AIRPORT NAME)	CARRIER	OPERATION	TYPE OF AIRCRAFT	TOTAL DEPARTURES PERFORMED			DEPARTURES SCHEDULED
				SCHEDULED SERVICE	NON SCHEDULED SERVICE	ALL SERVICE	
TENNESSEE—Continued							
NASHVILLE—Continued							
(METROPOLITAN)—Continued							
	DL—DELTA AIR LINES	TOTAL	B-737-100/200	591		591	
			B-757-200	3	1	4	
			DC-9-30	1303		1303	
			DC-9-80	2448		2448	
			B-727-200	315	11	326	
			ALL TYPES	4660	12	4672	4678
	EA—EASTERN AIR LINES	TOTAL	B-757-200	4		4	
			DC-9-30	1763		1763	
			DC-9-50	387		387	
			A-300-X4	2		2	
			B-727-200	14		14	
			L-1011/100/20	2		2	
			ALL TYPES	2172		2172	2158
	FM—FEDERAL EXPRESS	TOTAL	* BEECH 18	6		6	
			* C-208	508		508	
			* B-727-200	2		2	
			ALL TYPES	516		516	516
	JE—EXPRESS ONE	TOTAL	B-727-100		3	3	
			* B-727-100		87	87	
			ALL TYPES		90	90	
	KW—PACIFIC INTERSTATE	TOTAL	B-737-100/200	25		25	
			B-727-100	10		10	
			B-727-200	17		17	
			ALL TYPES	52		52	51
	NW—NORTHWEST AIRLINES	TOTAL	DC-9-10	542		542	
			DC-9-30	2299	1	2300	
			DC-9-40	33		33	
			DC-9-50	814		814	
			B-727-100	54		54	
			B-727-200	100		100	
			A-320-200	1		1	
			ALL TYPES	3843	1	3844	3883
	PA—PAN AMERICAN	TOTAL	B-727-200	88		88	
			ALL TYPES	88		88	88
	TW—TRANS WORLD AIR	TOTAL	DC-9-10	139		139	
			DC-9-30	837	2	839	
			DC-9-40	68		68	
			DC-9-80	427		427	
			B-727-200	180	1	181	
			B-727-100	8	2	10	
			ALL TYPES	1659	5	1664	1697
	UA—UNITED AIR LINES	TOTAL	B-737-300	673		673	
			B-737-100/200	227		227	
			B-727-100	42		42	
			B-727-200	387		387	
			ALL TYPES	1329		1329	1340
	US—U S AIR	TOTAL	F-28-4000/600	339		339	
			FOKKER 100	219		219	
			B-737-400	219		219	
			B-737-100/200	572		572	
			DC-9-30	2229		2229	
			DC-9-80	34		34	
			B-727-200	121		121	
			B-737-300	107		107	
			ALL TYPES	3840		3840	3877
	VK—ZANTOP INTL AIRLINES	TOTAL	* CV-640	223	9	232	
			* L-188A/C	14	5	19	
			ALL TYPES	237	14	251	251
	WN—SOUTHWEST AIRLINES	TOTAL	B-737-500	147		147	

NOTE * - All Cargo Services

TABLE 7—Continued
Aircraft Departures Scheduled and Aircraft Departures Performed, By Community, By Air Carrier, And By Aircraft Type
12 Months Ended December 31, 1990

STATE OR U.S. AREA / COMMUNITY (AIRPORT NAME)	CARRIER	OPERATION	TYPE OF AIRCRAFT	TOTAL DEPARTURES PERFORMED			DEPARTURES SCHEDULED
				SCHEDULED SERVICE	NON SCHEDULED SERVICE	ALL SERVICE	
TENNESSEE—Continued							
NASHVILLE—Continued							
(METROPOLITAN)—Continued							
			B-737-300	3564	2	3566	
			B-737-100/200	2285		2285	
			ALL TYPES	5996	2	5998	6041
	YB—TRANS CONTINENTAL	TOTAL	* DC-6		1	1	
			ALL TYPES		1	1	
COMMUNITY TOTAL		TOTAL	DC-9-80	22759		22759	
			B-727-100	1355	5	1360	
			B-727-200	13067	12	13079	
			DC-10-10	17		17	
			B-767-200	1		1	
			B-767-300	1		1	
			B-757-200	8	1	9	
			DC-10-30	1		1	
			B-737-100/200	3700		3700	
			DC-9-30	8431	3	8434	
			DC-9-50	1201		1201	
			A-300-X4	2		2	
			L-1011/100/20	2		2	
			* BEECH 18	6		6	
			* C-208	506		506	
			* B-727-200	2		2	
			* B-727-100		87	87	
			DC-9-10	681		681	
			DC-9-40	101		101	
			A-320-200	1		1	
			B-737-300	4344	2	4346	
			F-28-4000/600	339		339	
			FOKKER 100	219		219	
			B-737-400	219		219	
			* CV-640	223	9	232	
			* L-188A/C	14	5	19	
			B-737-500	147		147	
			* DC-6		1	1	
			ALL TYPES	57349	125	57474	58060
TEXAS							
ABILENE							
(ABILENE MUNICIPAL)	AA—AMERICAN AIRLINES	TOTAL	DC-9-80	9		9	
			B-727-200	5		5	
			B-727-100	1		1	
			ALL TYPES	15		15	15
	FM—FEDERAL EXPRESS	TOTAL	* C-208	273		273	
			ALL TYPES	273		273	273
	UA—UNITED AIR LINES	TOTAL	B-737-100/200	1		1	
			ALL TYPES	1		1	
AIRPORT TOTAL		TOTAL	DC-9-80	9		9	
			B-727-200	5		5	
			B-727-100	1		1	
			* C-208	273		273	
			B-737-100/200	1		1	
			ALL TYPES	289		289	289
(DYESS AFB)	VK—ZANTOP INTL AIRLINES	TOTAL	* L-188A/C		1	1	
			ALL TYPES		1	1	
COMMUNITY TOTAL BY CARRIER	AA—AMERICAN AIRLINES	TOTAL	DC-9-80	9		9	
			B-727-100	1		1	
			B-727-200	5		5	
			ALL TYPES	15		15	15
	FM—FEDERAL EXPRESS	TOTAL	* C-208	273		273	
			ALL TYPES	273		273	273
	UA—UNITED AIR LINES	TOTAL	B-737-100/200	1		1	
			ALL TYPES	1		1	

NOTE * = All Cargo Services

TABLE 7—Continued
Aircraft Departures Scheduled and Aircraft Departures Performed, By Community, By Air Carrier, And By Aircraft Type
12 Months Ended December 31, 1990

STATE OR U.S. AREA COMMUNITY (AIRPORT NAME)	CARRIER	OPERATION	TYPE OF AIRCRAFT	TOTAL DEPARTURES PERFORMED			DEPARTURES SCHEDULED
				SCHEDULED SERVICE	NON SCHEDULED SERVICE	ALL SERVICE	
TEXAS—Continued							
ABILENE—Continued							
(DYESS AFB)—Continued							
COMMUNITY TOTAL BY CARRIER—Continued							
	VK—ZANTOP INTL AIRLINES	TOTAL	* L-188A/C		1	1	
			ALL TYPES		1	1	1
COMMUNITY TOTAL		TOTAL	DC-9-80	9		9	
			B-727-200	5		5	
			B-727-100	1		1	
			* C-208	273		273	
			B-737-100/200	1		1	
			* L-188A/C		1	1	
			ALL TYPES	289	1	290	289
AMARILLO/BORGER							
(AMARILLO AIR TERMINAL)	AA—AMERICAN AIRLINES	TOTAL	DC-9-80	30		30	
			B-727-100	471		471	
			B-727-200	946	2	948	
			ALL TYPES	1447	2	1449	1480
	DL—DELTA AIR LINES	TOTAL	B-737-300	5		5	
			B-737-100/200	1794		1794	
			B-757-200	1		1	
			DC-9-80	3		3	
			B-727-200	7		7	
			DC-9-30	1		1	
			ALL TYPES	1811		1811	1813
	EA—EASTERN AIR LINES	TOTAL	B-757-200	1		1	
			ALL TYPES	1		1	
	FM—FEDERAL EXPRESS	TOTAL	* B-727-100	1		1	
			* BEECH 18	1		1	
			ALL TYPES	2		2	2
	SA—SOUTHERN AIR TRANSPORT	TOTAL	* L-100-30		1	1	
			ALL TYPES		1	1	
	TW—TRANS WORLD AIR	TOTAL	DC-9-30	1		1	
			ALL TYPES	1		1	
	WN—SOUTHWEST AIRLINES	TOTAL	B-737-500	186		186	
			B-737-300	1229	2	1231	
			B-737-100/200	1934		1934	
			ALL TYPES	3349	2	3351	3373
COMMUNITY TOTAL		TOTAL	DC-9-80	33		33	
			B-727-100	471		471	
			B-727-200	953	2	955	
			B-737-300	1234	2	1236	
			B-737-100/200	3728		3728	
			B-757-200	2		2	
			DC-9-30	2		2	
			* B-727-100	1		1	
			* BEECH 18	1		1	
			* L-100-30		1	1	
			B-737-500	186		186	
			ALL TYPES	6611	5	6616	6668
AUSTIN							
(ROBERT MUELLER MUNI)	AA—AMERICAN AIRLINES	TOTAL	B-757-200	133		133	
			B-767-200	195		195	
			DC-9-80	2255	2	2257	
			B-727-100	85		85	
			B-727-200	533	3	536	
			DC-10-10	781		781	
			DC-10-30	37		37	
			B-767-300	4		4	
			ALL TYPES	4023	5	4028	4118

NOTE: * All cargo services

TABLE 7—Continued
Aircraft Departures Scheduled and Aircraft Departures Performed, By Community, By Air Carrier, And By Aircraft Type
12 Months Ended December 31, 1990

STATE OR U.S. AREA COMMUNITY (AIRPORT NAME)	CARRIER	OPERATION	TYPE OF AIRCRAFT	TOTAL DEPARTURES PERFORMED			DEPARTURES SCHEDULED
				SCHEDULED SERVICE	NON SCHEDULED SERVICE	ALL SERVICE	
TEXAS—Continued							
AUSTIN—Continued							
(ROBERT MUELLER MUNI)—Continued							
	CO—CONTINENTAL	TOTAL	B-727-200	851	11	862	
			B-737-300	64		64	
			B-737-200C		1	1	
			DC-9-10	35		35	
			DC-9-30	60	5	65	
			DC-9-80	1188	1	1189	
			B-727-100	167		167	
			ALL TYPES	2365	18	2383	2386
	DL—DELTA AIR LINES	TOTAL	B-737-100/200	1830		1830	
			DC-9-80	1529		1529	
			B-727-200	1251		1251	
			B-757-200	1		1	
			DC-9-30	209		209	
			B-737-300	229		229	
			ALL TYPES	5049		5049	5066
	FM—FEDERAL EXPRESS	TOTAL	* BEECH 18	3		3	
			* C-208	1776		1776	
			* B-727-100	264		264	
			* B-727-200	50		50	
			ALL TYPES	2093		2093	2093
	HP—AMERICAN WEST	TOTAL	B-737-300	522	1	523	
			B-737-100/200	930		930	
			B-757-200		1	1	
			ALL TYPES	1452	2	1454	1460
	JE—EXPRESS ONE	TOTAL	* B-727-100		60	60	
			ALL TYPES		60	60	
	NW—NORTHWEST AIRLINES	TOTAL	DC-9-10	259		259	
			DC-9-30	706		706	
			DC-9-40	15		15	
			DC-9-50	64		64	
			ALL TYPES	1044		1044	1053
	PA—PAN AMERICAN	TOTAL	B-727-200	270	1	271	
			ALL TYPES	270	1	271	267
	TW—TRANS WORLD AIR	TOTAL	DC-9-30	481	6	487	
			DC-9-40	37		37	
			DC-9-80	263	2	265	
			B-727-100	9	4	13	
			B-727-200	419		419	
			DC-9-10	1		1	
			ALL TYPES	1210	12	1222	1236
	UA—UNITED AIR LINES	TOTAL	B-737-300	189		189	
			B-737-100/200	976		976	
			B-727-100	317		317	
			B-727-200	29		29	
			ALL TYPES	1511		1511	1533
	US—U S AIR	TOTAL	B-737-400	474		474	
			B-737-300	248		248	
			DC-9-80	1		1	
			ALL TYPES	723		723	730
	VK—ZANTOP INTL AIRLINES	TOTAL	* CV-640		1	1	
			ALL TYPES		1	1	1
	WN—SOUTHWEST AIRLINES	TOTAL	B-737-500	680		680	
			B-737-300	5706		5706	
			B-737-100/200	5268	1	5269	
			ALL TYPES	11654	1	11655	11795
COMMUNITY TOTAL		TOTAL	B-757-200	134	1	135	
			B-767-200	195		195	
			DC-9-80	5236	5	5241	

NOTE * - All Cargo Services

TABLE 7—Continued
Aircraft Departures Scheduled and Aircraft Departures Performed, By Community, By Air Carrier, And By Aircraft Type
12 Months Ended December 31, 1990

STATE OR U.S. AREA COMMUNITY (AIRPORT NAME)	CARRIER	OPERATION	TYPE OF AIRCRAFT	TOTAL DEPARTURES PERFORMED			DEPARTURES SCHEDULED
				SCHEDULED SERVICE	NON SCHEDULED SERVICE	ALL SERVICE	
TEXAS—Continued							
AUSTIN—Continued							
(ROBERT MUELLER MUNI)—Continued							
COMMUNITY TOTAL—Continued							
			B-727-100	578	4	582	
			B-727-200	3353	15	3368	
			DC-10-10	781		781	
			DC-10-30	37		37	
			B-767-300	4		4	
			B-737-300	6958	1	6959	
			B-737-200C		1	1	
			DC-9-10	295		295	
			DC-9-30	1456	11	1467	
			B-737-100/200	9004	1	9005	
			* BEECH 18	3		3	
			* C-208	1776		1776	
			* B-727-100	264	60	324	
			* B-727-200	50		50	
			DC-9-40	52		52	
			DC-9-50	64		64	
			B-737-400	474		474	
			* CV-640		1	1	
			B-737-500	680		680	
			ALL TYPES	31394	100	31494	31718
BEAUMONT/PORT ARTHUR							
(JEFFERSON COUNTY)	FM—FEDERAL EXPRESS	TOTAL	* BEECH 18	1		1	
			ALL TYPES	1		1	1
BROWNSVILLE/HRLGN/SAN BNTO							
(HARLINGEN INDUSTRIAL AIRPARK)	AA—AMERICAN AIRLINES	TOTAL	DC-9-80	505		505	
			B-727-100	67		67	
			B-727-200	1239		1239	
			ALL TYPES	1811		1811	1831
	CO—CONTINENTAL	TOTAL	B-737-300	33		33	
			DC-9-10	245		245	
			DC-9-30	867		867	
			DC-9-80	77		77	
			B-727-100	57		57	
			B-727-200	55		55	
			B-737-200C	1		1	
			ALL TYPES	1335		1335	1345
	FM—FEDERAL EXPRESS	TOTAL	* BEECH 18	2		2	
			* B-727-100	490		490	
			* B-727-200	21		21	
			ALL TYPES	513		513	513
	VK—ZANTOP INTL AIRLINES	TOTAL	* CV-640		1	1	
			ALL TYPES		1	1	1
	WN—SOUTHWEST AIRLINES	TOTAL	B-737-500	163		163	
			B-737-300	2230		2230	
			B-737-100/200	1391		1391	
			ALL TYPES	3784		3784	3837
AIRPORT TOTAL		TOTAL	DC-9-80	582		582	
			B-727-100	124		124	
			B-727-200	1294		1294	
			B-737-300	2263		2263	
			DC-9-10	245		245	
			DC-9-30	867		867	
			B-737-200C	1		1	
			* BEECH 18	2		2	
			* B-727-100	490		490	
			* B-727-200	21		21	

NOTE * = All Cargo Services

TABLE 7—Continued
Aircraft Departures Scheduled and Aircraft Departures Performed, By Community, By Air Carrier, And By Aircraft Type
12 Months Ended December 31, 1990

STATE OR U.S. AREA / COMMUNITY (AIRPORT NAME)	CARRIER	OPERATION	TYPE OF AIRCRAFT	TOTAL DEPARTURES PERFORMED			DEPARTURES SCHEDULED
				SCHEDULED SERVICE	NON SCHEDULED SERVICE	ALL SERVICE	
TEXAS—Continued							
BROWNSVILLE/HRLGN/SAN BNTO—Continued							
(HARLINGEN INDUSTRIAL AIRPARK)—Continued							
AIRPORT TOTAL—Continued							
			* CV-640		1	1	
			B-737-500	163		163	
			B-737-100/200	1391		1391	
			ALL TYPES	7443	1	7444	7527
(SOUTH PADRE ISLAND INTL)	VK—ZANTOP INTL AIRLINES	TOTAL	* L-188A/C		1	1	
			ALL TYPES		1	1	1
COMMUNITY TOTAL BY CARRIER	AA—AMERICAN AIRLINES	TOTAL	DC-9-80	505		505	
			B-727-100	67		67	
			B-727-200	1239		1239	
			ALL TYPES	1811		1811	1831
	CO—CONTINENTAL	TOTAL	B-737-300	33		33	
			B-737-200C	1		1	
			DC-9-10	245		245	
			DC-9-30	867		867	
			DC-9-80	77		77	
			B-727-100	57		57	
			B-727-200	55		55	
			ALL TYPES	1335		1335	1345
	FM—FEDERAL EXPRESS	TOTAL	* BEECH 18	2		2	
			* B-727-100	490		490	
			* B-727-200	21		21	
			ALL TYPES	513		513	513
	VK—ZANTOP INTL AIRLINES	TOTAL	* CV-640		1	1	
			* L-188A/C		1	1	
			ALL TYPES		2	2	2
	WN—SOUTHWEST AIRLINES	TOTAL	B-737-500	163		163	
			B-737-300	2230		2230	
			B-737-100/200	1391		1391	
			ALL TYPES	3784		3784	3837
COMMUNITY TOTAL		TOTAL	DC-9-80	582		582	
			B-727-100	124		124	
			B-727-200	1294		1294	
			B-737-300	2263		2263	
			DC-9-10	245		245	
			DC-9-30	867		867	
			B-737-200C	1		1	
			* BEECH 18	2		2	
			* B-727-100	490		490	
			* B-727-200	21		21	
			* CV-640		1	1	
			B-737-500	163		163	
			B-737-100/200	1391		1391	
			* L-188A/C		1	1	
			ALL TYPES	7443	2	7445	7528
BROWNWOOD							
(BROWNWOOD MUNI)	FM—FEDERAL EXPRESS	TOTAL	* C-208	297		297	
			* BEECH 18	1		1	
			ALL TYPES	298		298	298
COLLEGE STATION/BRYAN							
(EASTERWOOD FIELD)	FM—FEDERAL EXPRESS	TOTAL	* C-208	2		2	
			ALL TYPES	2		2	2
CORPUS CHRISTI							
(CORPUS CHRISTI INTERNATIONAL)	AA—AMERICAN AIRLINES	TOTAL	DC-9-80	1780		1780	
			B-727-200	4		4	
			B-727-100	3		3	

NOTE * = All Cargo Services

TABLE 7—Continued
Aircraft Departures Scheduled and Aircraft Departures Performed, By Community, By Air Carrier, And By Aircraft Type
12 Months Ended December 31, 1990

STATE OR U.S. AREA COMMUNITY (AIRPORT NAME)	CARRIER	OPERATION	TYPE OF AIRCRAFT	TOTAL DEPARTURES PERFORMED			DEPARTURES SCHEDULED
				SCHEDULED SERVICE	NON SCHEDULED SERVICE	ALL SERVICE	
TEXAS—Continued							
CORPUS CHRISTI—Continued							
(CORPUS CHRISTI INTERNATIONAL)—Continued							
			ALL TYPES	1787		1787	1833
	CO—CONTINENTAL	TOTAL	B-737-300	45		45	
			DC-9-10	177		177	
			DC-9-30	788		788	
			DC-9-80	97		97	
			B-727-100	283		283	
			B-727-200	351		351	
			A-300-X4	1		1	
			ALL TYPES	1742		1742	1751
	DL—DELTA AIR LINES	TOTAL	B-737-100/200	527		527	
			ALL TYPES	527		527	534
	WN—SOUTHWEST AIRLINES	TOTAL	B-737-500	132		132	
			B-737-300	1617	1	1618	
			B-737-100/200	845		845	
			ALL TYPES	2594	1	2595	2638
COMMUNITY TOTAL		TOTAL	DC-9-80	1877		1877	
			B-727-200	355		355	
			B-727-100	286		286	
			B-737-300	1662	1	1663	
			DC-9-10	177		177	
			DC-9-30	788		788	
			A-300-X4	1		1	
			B-737-100/200	1372		1372	
			B-737-500	132		132	
			ALL TYPES	6650	1	6651	6756
DALLAS/FT.WORTH							
(ADDISON)	FM—FEDERAL EXPRESS	TOTAL	* BEECH 18	1		1	
			ALL TYPES	1		1	1
(CARSWELL AFB)	VK—ZANTOP INTL AIRLINES	TOTAL	* L-188A/C		1	1	
			ALL TYPES		1	1	1
(DALLAS/FT.WORTH INTL)	AA—AMERICAN AIRLINES	TOTAL	B-757-200	4385		4385	
			B-767-200	4180		4180	
			B-767-300	1791		1791	
			DC-9-80	73258	9	73267	
			A-310-300	1		1	
			B-727-100	12109	2	12111	
			B-727-200	35640	61	35701	
			DC-10-10	14947	3	14950	
			DC-10-30	2512	21	2533	
			B-747SP	318		318	
			ALL TYPES	149141	96	149237	151662
	AP—ASPEN AIRWAYS	TOTAL	BAE-146-100	58		58	
			BAE-146-200	2		2	
			ALL TYPES	60		60	61
	CO—CONTINENTAL	TOTAL	B-737-300	770	137	907	
			B-737-200C	746		746	
			DC-9-10	306		306	
			DC-9-30	1011	7	1018	
			DC-9-80	549	4	553	
			A-300-X4	2		2	
			B-727-100	106	23	129	
			B-727-200	1438	269	1707	
			B-737-100/200	140		140	
			ALL TYPES	5068	440	5508	5126
	DL—DELTA AIR LINES	TOTAL	L-1011-500	332	1	333	
			B-737-300	3265		3265	
			B-737-100/200	16383	4	16387	
			B-757-200	7729	4	7733	

NOTE: * = All Cargo Services

TABLE 7—Continued
Aircraft Departures Scheduled and Aircraft Departures Performed, By Community, By Air Carrier, And By Aircraft Type
12 Months Ended December 31, 1990

STATE OR U.S. AREA COMMUNITY (AIRPORT NAME)	CARRIER	OPERATION	TYPE OF AIRCRAFT	TOTAL DEPARTURES PERFORMED			DEPARTURES SCHEDULED
				SCHEDULED SERVICE	NON SCHEDULED SERVICE	ALL SERVICE	
TEXAS—Continued							
DALLAS/FT.WORTH—Continued							
(DALLAS/FT.WORTH INTL)—Continued							
			B-767-200	2454	4	2458	
			B-767-300	2955	1	2956	
			DC-9-30	10369		10369	
			DC-9-80	21531	3	21534	
			B-727-200	21645	8	21653	
			L-1011/100/20	2126	1	2127	
			ALL TYPES	88789	26	88815	89439
	EA—EASTERN AIR LINES	TOTAL	DC-9-30	28		28	
			DC-9-50	3		3	
			B-727-200	543		543	
			ALL TYPES	574		574	577
	FM—FEDERAL EXPRESS	TOTAL	* BEECH 18	495		495	
			* C-208	628		628	
			* B-727-100	736	4	740	
			* B-727-200	100	1	101	
			* DC-10-10	85	6	91	
			* DC-10-30	36	52	88	
			* B-747	69		69	
			* B-747-200	94	1	95	
			* DC-8-73F	126		126	
			ALL TYPES	2369	64	2433	2369
	HP—AMERICAN WEST	TOTAL	B-737-300	645	3	648	
			B-737-100/200	4	1	5	
			B-757-200	125	1	126	
			ALL TYPES	774	5	779	790
	JH—AMERIJET INTERNATIONAL	TOTAL	* B-727-100		1	1	
			ALL TYPES		1	1	1
	ML—MIDWAY AIRLINES	TOTAL	B-737-100/200	96		96	
			DC-9-15F	259		259	
			DC-9-30	1160	2	1162	
			DC-9-80	179		179	
			ALL TYPES	1694	2	1696	1733
	NW—NORTHWEST AIRLINES	TOTAL	DC-9-10	466		466	
			DC-9-30	1790		1790	
			DC-9-40	16		16	
			DC-9-50	969		969	
			DC-9-80	233		233	
			B-727-100	97		97	
			B-727-200	233		233	
			A-320-200	2		2	
			ALL TYPES	3806		3806	3858
	PA—PAN AMERICAN	TOTAL	B-727-200	1615	3	1618	
			ALL TYPES	1615	3	1618	1598
	TW—TRANS WORLD AIR	TOTAL	DC-9-10	302		302	
			DC-9-30	2066	2	2068	
			DC-9-40	163	2	165	
			B-727-100	119	1	120	
			B-727-200	594	2	596	
			DC-9-80	4	1	5	
			ALL TYPES	3248	8	3256	3403
	UA—UNITED AIR LINES	TOTAL	B-737-300	1354		1354	
			B-737-100/200	408		408	
			B-727-100	1792	3	1795	
			B-727-200	840	1	841	
			B-757-200		1	1	
			B-767-200		2	2	
			ALL TYPES	4394	7	4401	4483
	US—U.S. AIR	TOTAL	B-737-400	94		94	

NOTE: * = All Cargo Services

TABLE 7—Continued
Aircraft Departures Scheduled and Aircraft Departures Performed, By Community, By Air Carrier, And By Aircraft Type
12 Months Ended December 31, 1990

STATE OR U.S. AREA / COMMUNITY (AIRPORT NAME)	CARRIER	OPERATION	TYPE OF AIRCRAFT	TOTAL DEPARTURES PERFORMED			DEPARTURES SCHEDULED
				SCHEDULED SERVICE	NON SCHEDULED SERVICE	ALL SERVICE	
TEXAS—Continued							
DALLAS/FT.WORTH—Continued							
(DALLAS/FT.WORTH INTL)—Continued							
			B-737-300	310		310	
			B-737-100/200	846	6	852	
			DC-9-30	8	1	9	
			DC-9-50	938	3	941	
			B-727-200	1316		1316	
			FOKKER 100	2		2	
			ALL TYPES	3514	10	3524	3563
	VK—ZANTOP INTL AIRLINES	TOTAL	* L-188A/C	18	62	80	
			* CV-640		9	9	
			ALL TYPES	18	71	89	89
	WN—SOUTHWEST AIRLINES	TOTAL	ALL TYPES				
	YB—TRANS CONTINENTAL	TOTAL	* DC-8-50F		43	43	
			ALL TYPES		43	43	
	YX—MIDWEST EXPRESS	TOTAL	DC-9-10	564		564	
			DC-9-30	333		333	
			ALL TYPES	897		897	913
AIRPORT TOTAL		TOTAL	B-757-200	12239	6	12245	
			B-767-200	6634	6	6640	
			B-767-300	4746	1	4747	
			DC-9-80	96692	20	96712	
			A-310-300	1		1	
			B-727-100	14223	29	14252	
			B-727-200	63864	344	64208	
			DC-10-10	14947	3	14950	
			DC-10-30	2512	21	2533	
			B-747SP	318		318	
			BAE-146-100	58		58	
			BAE-146-200	2		2	
			B-737-300	6344	140	6484	
			B-737-200C	746		746	
			DC-9-10	1638		1638	
			DC-9-30	16765	12	16777	
			A-300-X4	2		2	
			B-737-100/200	17877	11	17888	
			L-1011-500	332	1	333	
			L-1011/100/20	2126	1	2127	
			DC-9-50	972		972	
			* BEECH 18	495		495	
			* C-208	628		628	
			* B-727-100	736	5	741	
			* B-727-200	100	1	101	
			* DC-10-10	85	6	91	
			* DC-10-30	36	52	88	
			* B-747	69		69	
			* B-747-200	94	1	95	
			* DC-8-73F	126		126	
			DC-9-15F	259		259	
			DC-9-40	179	2	181	
			A-320-200	2		2	
			B-737-400	94		94	
			FOKKER 100	2		2	
			* L-188A/C	18	62	80	
			* CV-640		9	9	
			* DC-8-50F		43	43	
			ALL TYPES	265961	776	266737	269665
(LOVE FIELD)	AA—AMERICAN AIRLINES	TOTAL	ALL TYPES				1
	FM—FEDERAL EXPRESS	TOTAL	* B-727-100	12		12	
			* B-727-200	2		2	

NOTE: * = All Cargo Services

TABLE 7—Continued
Aircraft Departures Scheduled and Aircraft Departures Performed, By Community, By Air Carrier, And By Aircraft Type
12 Months Ended December 31, 1990

STATE OR U.S. AREA COMMUNITY (AIRPORT NAME)	CARRIER	OPERATION	TYPE OF AIRCRAFT	TOTAL DEPARTURES PERFORMED			DEPARTURES SCHEDULED
				SCHEDULED SERVICE	NON SCHEDULED SERVICE	ALL SERVICE	
TEXAS—Continued							
DALLAS/FT.WORTH—Continued							
(LOVE FIELD)—Continued							
			* DC-8-73F	1		1	
			ALL TYPES	15		15	15
	WN—SOUTHWEST AIRLINES	TOTAL	B-737-500	2035	1	2036	
			B-737-300	22472	22	22494	
			B-737-100/200	14930	6	14936	
			ALL TYPES	39437	29	39466	40180
AIRPORT TOTAL		TOTAL	* B-727-100	12		12	
			* B-727-200	2		2	
			* DC-8-73F	1		1	
			B-737-500	2035	1	2036	
			B-737-300	22472	22	22494	
			B-737-100/200	14930	6	14936	
			ALL TYPES	39452	29	39481	40196
(MEACHAM FIELD)	AA—AMERICAN AIRLINES	TOTAL	B-727-200	1		1	
			ALL TYPES	1		1	2
COMMUNITY TOTAL BY CARRIER	AA—AMERICAN AIRLINES	TOTAL	B-757-200	4385		4385	
			B-767-200	4180		4180	
			B-767-300	1791		1791	
			DC-9-80	73258	9	73267	
			A-310-300	1		1	
			B-727-100	12109	2	12111	
			B-727-200	35641	61	35702	
			DC-10-10	14947	3	14950	
			DC-10-30	2512	21	2533	
			B-747SP	318		318	
			ALL TYPES	149142	96	149238	151665
	AP—ASPEN AIRWAYS	TOTAL	BAE-146-100	58		58	
			BAE-146-200	2		2	
			ALL TYPES	60		60	61
	CO—CONTINENTAL	TOTAL	B-737-300	770	137	907	
			B-737-100/200	140		140	
			B-737-200C	746		746	
			DC-9-10	306		306	
			DC-9-30	1011	7	1018	
			DC-9-80	549	4	553	
			A-300-X4	2		2	
			B-727-100	106	23	129	
			B-727-200	1438	269	1707	
			ALL TYPES	5068	440	5508	5126
	DL—DELTA AIR LINES	TOTAL	B-737-300	3265		3265	
			B-737-100/200	16383	4	16387	
			B-757-200	7729	4	7733	
			B-767-200	2454	4	2458	
			B-767-300	2955	1	2956	
			DC-9-30	10369		10369	
			DC-9-80	21531	3	21534	
			B-727-200	21645	8	21653	
			L-1011/100/20	2126	1	2127	
			L-1011-500	332	1	333	
			ALL TYPES	88769	26	88815	89439
	EA—EASTERN AIR LINES	TOTAL	DC-9-30	28		28	
			DC-9-50	3		3	
			B-727-200	543		543	
			ALL TYPES	574		574	577
	FM—FEDERAL EXPRESS	TOTAL	* BEECH 18	496		496	
			* C-206	628		628	
			* B-727-100	748	4	752	
			* B-727-200	102	1	103	
			* DC-10-10	85	6	91	

NOTE: * = All Cargo Services

TABLE 7—Continued
Aircraft Departures Scheduled and Aircraft Departures Performed, By Community, By Air Carrier, And By Aircraft Type
12 Months Ended December 31, 1990

STATE OR U.S. AREA COMMUNITY (AIRPORT NAME)	CARRIER	OPERATION	TYPE OF AIRCRAFT	TOTAL DEPARTURES PERFORMED			DEPARTURES SCHEDULED
				SCHEDULED SERVICE	NON SCHEDULED SERVICE	ALL SERVICE	
TEXAS—Continued							
DALLAS/FT.WORTH—Continued							
(MEACHAM FIELD)—Continued							
COMMUNITY TOTAL BY CARRIER—Continued							
			* DC-10-30	36	52	88	
			* B-747	69		69	
			* B-747-200	94	1	95	
			* DC-8-73F	127		127	
			ALL TYPES	2385	64	2449	2385
	HP—AMERICAN WEST	TOTAL	B-737-300	645	3	648	
			B-737-100/200	4	1	5	
			B-757-200	125	1	126	
			ALL TYPES	774	5	779	790
	JH—AMERIJET INTERNATIONAL	TOTAL	* B-727-100		1	1	
			ALL TYPES		1	1	1
	ML—MIDWAY AIRLINES	TOTAL	B-737-100/200	96		96	
			DC-9-15F	259		259	
			DC-9-30	1160	2	1162	
			DC-9-80	179		179	
			ALL TYPES	1694	2	1696	1733
	NW—NORTHWEST AIRLINES	TOTAL	DC-9-10	466		466	
			DC-9-30	1790		1790	
			DC-9-40	16		16	
			DC-9-50	969		969	
			DC-9-80	233		233	
			A-320-200	2		2	
			B-727-100	97		97	
			B-727-200	233		233	
			ALL TYPES	3806		3806	3858
	PA—PAN AMERICAN	TOTAL	B-727-200	1615	3	1618	
			ALL TYPES	1615	3	1618	1598
	TW—TRANS WORLD AIR	TOTAL	DC-9-10	302		302	
			DC-9-30	2066	2	2068	
			DC-9-40	163	2	165	
			DC-9-80	4	1	5	
			B-727-100	119	1	120	
			B-727-200	594	2	596	
			ALL TYPES	3248	8	3256	3403
	UA—UNITED AIR LINES	TOTAL	B-737-300	1354		1354	
			B-737-100/200	408		408	
			B-757-200		1	1	
			B-767-200		2	2	
			B-727-100	1792	3	1795	
			B-727-200	840	1	841	
			ALL TYPES	4394	7	4401	4483
	US—U.S. AIR	TOTAL	FOKKER 100	2		2	
			B-737-400	94		94	
			B-737-300	310		310	
			B-737-100/200	846	6	852	
			DC-9-30	8	1	9	
			DC-9-80	938	3	941	
			B-727-200	1316		1316	
			ALL TYPES	3514	10	3524	3563
	VK—ZANTOP INTL AIRLINES	TOTAL	* CV-640		9	9	
			* L-188A/C	18	63	81	
			ALL TYPES	18	72	90	90
	WN—SOUTHWEST AIRLINES	TOTAL	B-737-500	2035	1	2036	
			B-737-300	22472	22	22494	
			B-737-100/200	14930	6	14936	
			ALL TYPES	39437	29	39466	40180

NOTE. * = All Cargo Services

TABLE 7—Continued
Aircraft Departures Scheduled and Aircraft Departures Performed, By Community, By Air Carrier, And By Aircraft Type
12 Months Ended December 31, 1990

STATE OR U.S. AREA COMMUNITY (AIRPORT NAME)	CARRIER	OPERATION	TYPE OF AIRCRAFT	TOTAL DEPARTURES PERFORMED			DEPARTURES SCHEDULED
				SCHEDULED SERVICE	NON SCHEDULED SERVICE	ALL SERVICE	
TEXAS—Continued							
DALLAS/FT.WORTH—Continued							
(MEACHAM FIELD)—Continued							
COMMUNITY TOTAL BY CARRIER—Continued							
	YB—TRANS CONTINENTAL	TOTAL	* DC-8-50F		43	43	
			ALL TYPES		43	43	
	YX—MIDWEST EXPRESS	TOTAL	DC-9-10	564		564	
			DC-9-30	333		333	
			ALL TYPES	897		897	913
COMMUNITY TOTAL		TOTAL	* BEECH 18	* 496		496	
			* L-188A/C	18	63	81	
			B-757-200	12239	6	12245	
			B-767-200	6634	6	6640	
			B-767-300	4746	1	4747	
			DC-9-80	96692	20	96712	
			A-310-300	1		1	
			B-727-100	14223	29	14252	
			B-727-200	63865	344	64209	
			DC-10-10	14947	3	14950	
			DC-10-30	2512	21	2533	
			B-747SP	318		318	
			BAE-146-100	58		58	
			BAE-146-200	2		2	
			B-737-300	28816	162	28978	
			B-737-200C	746		746	
			DC-9-10	1638		1638	
			DC-9-30	16765	12	16777	
			A-300-X4	2		2	
			B-737-100/200	32807	17	32824	
			L-1011-500	332	1	333	
			L-1011/100/20	2126	1	2127	
			DC-9-50	972		972	
			* C-208	628		628	
			* B-727-100	748	5	753	
			* B-727-200	102	1	103	
			* DC-10-10	85	6	91	
			* DC-10-30	36	52	88	
			* B-747	69		69	
			* B-747-200	94	1	95	
			* DC-8-73F	127		127	
			DC-9-15F	259		259	
			DC-8-40	179	2	181	
			A-320-200	2		2	
			B-737-400	94		94	
			FOKKER 100	2		2	
			* CV-640		9	9	
			* DC-8-50F		43	43	
			B-737-500	2035	1	2036	
			ALL TYPES	305415	806	306221	309865
EL PASO							
(EL PASO INTERNATIONAL)	AA—AMERICAN AIRLINES	TOTAL	B-767-200	1		1	
			DC-9-80	1594		1594	
			B-727-100	374		374	
			B-727-200	932		932	
			DC-10-10	100		100	
			A-300-600	1		1	
			B-757-200	1		1	
			ALL TYPES	3003		3003	3070
	CO—CONTINENTAL	TOTAL	B-737-300	253		253	
			DC-9-80	489	2	491	
			B-737-100/200	6		6	
			B-737-200C	133		133	

NOTE: * = All Cargo Services

TABLE 7—Continued
Aircraft Departures Scheduled and Aircraft Departures Performed, By Community, By Air Carrier, And By Aircraft Type
12 Months Ended December 31, 1990

STATE OR U.S. AREA COMMUNITY (AIRPORT NAME)	CARRIER	OPERATION	TYPE OF AIRCRAFT	TOTAL DEPARTURES PERFORMED			DEPARTURES SCHEDULED
				SCHEDULED SERVICE	NON SCHEDULED SERVICE	ALL SERVICE	
TEXAS—Continued							
EL PASO—Continued							
(EL PASO INTERNATIONAL)—Continued							
			DC-9-10	295		295	
			DC-9-30	774	1	775	
			B-727-100	266		266	
			B-727-200	311	13	324	
			A-300-X4	1		1	
			ALL TYPES	2528	16	2544	2548
	DL—DELTA AIR LINES	TOTAL	B-737-300	2		2	
			B-737-100/200	1307		1307	
			B-767-300	1		1	
			DC-9-80	744		744	
			B-727-200	122	1	123	
			ALL TYPES	2176	1	2177	2181
	EA—EASTERN AIR LINES	TOTAL	B-727-200	1		1	
			ALL TYPES	1		1	
	FM—FEDERAL EXPRESS	TOTAL	* BEECH 18	2		2	
			* B-727-100	184		184	
			* B-727-200	76		76	
			* B-747-200		1	1	
			ALL TYPES	262	1	263	262
	HP—AMERICAN WEST	TOTAL	B-737-300	328	5	333	
			B-737-100/200	1901		1901	
			ALL TYPES	2229	5	2234	2235
	JH—AMERIJET INTERNATIONAL	TOTAL	* B-727-100		4	4	
			ALL TYPES		4	4	4
	WN—SOUTHWEST AIRLINES	TOTAL	B-737-500	939	1	940	
			B-737-300	9205	7	9212	
			B-737-100/200	7953	1	7954	
			ALL TYPES	18097	9	18106	18219
	YB—TRANS CONTINENTAL	TOTAL	* DC-8-50F		1	1	
			ALL TYPES		1	1	
AIRPORT TOTAL		TOTAL	B-767-200	1		1	
			DC-9-80	2827	2	2829	
			B-727-100	640		640	
			B-727-200	1366	14	1380	
			DC-10-10	100		100	
			A-300-600	1		1	
			B-757-200	1		1	
			B-737-300	9788	12	9800	
			B-737-100/200	11167	1	11168	
			B-737-200C	133		133	
			DC-9-10	295		295	
			DC-9-30	774	1	775	
			A-300-X4	1		1	
			B-767-300	1		1	
			* BEECH 18	2		2	
			* B-727-100	184	4	188	
			* B-727-200	76		76	
			* B-747-200		1	1	
			B-737-500	939	1	940	
			* DC-8-50F		1	1	
			ALL TYPES	28296	37	28333	28519
(BIGGS AAF)	FF—TOWER AIR	TOTAL	B-747		3	3	
			ALL TYPES		3	3	3
	VK—ZANTOP INTL AIRLINES	TOTAL	* L-188A/C		15	15	
			ALL TYPES		15	15	15
AIRPORT TOTAL		TOTAL	B-747		3	3	
			* L-188A/C		15	15	

NOTE: * = All Cargo Services

TABLE 7—Continued
Aircraft Departures Scheduled and Aircraft Departures Performed, By Community, By Air Carrier, And By Aircraft Type
12 Months Ended December 31, 1990

STATE OR U.S. AREA COMMUNITY (AIRPORT NAME)	CARRIER	OPERATION	TYPE OF AIRCRAFT	TOTAL DEPARTURES PERFORMED			DEPARTURES SCHEDULED
				SCHEDULED SERVICE	NON SCHEDULED SERVICE	ALL SERVICE	
TEXAS—Continued							
EL PASO—Continued							
(BIGGS AAF)—Continued							
AIRPORT TOTAL—Continued							
			ALL TYPES		18	18	18
COMMUNITY TOTAL BY CARRIER	AA—AMERICAN AIRLINES	TOTAL	B-757-200	1		1	
			B-767-200	1		1	
			DC-9-80	1594		1594	
			A-300-600	1		1	
			B-727-100	374		374	
			B-727-200	932		932	
			DC-10-10	100		100	
			ALL TYPES	3003		3003	3070
	CO—CONTINENTAL	TOTAL	B-737-300	253		253	
			B-737-100/200	6		6	
			B-737-200C	133		133	
			DC-9-10	295		295	
			DC-9-30	774	1	775	
			DC-9-80	489	2	491	
			A-300-X4	1		1	
			B-727-100	266		266	
			B-727-200	311	13	324	
			ALL TYPES	2528	16	2544	2546
	DL—DELTA AIR LINES	TOTAL	B-737-300	2		2	
			B-737-100/200	1307		1307	
			B-767-300	1		1	
			DC-9-80	744		744	
			B-727-200	122	1	123	
			ALL TYPES	2176	1	2177	2181
	EA—EASTERN AIR LINES	TOTAL	B-727-200	1		1	
			ALL TYPES	1		1	
	FF—TOWER AIR	TOTAL	B-747		3	3	
			ALL TYPES		3	3	3
	FM—FEDERAL EXPRESS	TOTAL	* BEECH 18	2		2	
			* B-727-100	184		184	
			* B-727-200	76		76	
			* B-747-200		1	1	
			ALL TYPES	262	1	263	262
	HP—AMERICAN WEST	TOTAL	B-737-300	328	5	333	
			B-737-100/200	1901		1901	
			ALL TYPES	2229	5	2234	2235
	JH—AMERIJET INTERNATIONAL	TOTAL	* B-727-100		4	4	
			ALL TYPES		4	4	4
	VK—ZANTOP INT'L AIRLINES	TOTAL	* L-188A/C		15	15	
			ALL TYPES		15	15	15
	WN—SOUTHWEST AIRLINES	TOTAL	B-737-500	939	1	940	
			B-737-300	9205	7	9212	
			B-737-100/200	7953	1	7954	
			ALL TYPES	18097	9	18106	18219
	YB—TRANS CONTINENTAL	TOTAL	* DC-8-50F		1	1	
			ALL TYPES		1	1	
COMMUNITY TOTAL		TOTAL	B-767-200	1		1	
			DC-9-80	2827	2	2829	
			B-727-100	640		640	
			B-727-200	1366	14	1380	
			DC-10-10	100		100	
			A-300-600	1		1	
			B-757-200	1		1	
			B-737-300	9788	12	9800	
			B-737-100/200	11167	1	11168	
			B-737-200C	133		133	

NOTE: * = All Cargo Services

TABLE 7—Continued
Aircraft Departures Scheduled and Aircraft Departures Performed, By Community, By Air Carrier, And By Aircraft Type
12 Months Ended December 31, 1990

STATE OR U.S. AREA COMMUNITY (AIRPORT NAME)	CARRIER	OPERATION	TYPE OF AIRCRAFT	TOTAL DEPARTURES PERFORMED			DEPARTURES SCHEDULED
				SCHEDULED SERVICE	NON SCHEDULED SERVICE	ALL SERVICE	
TEXAS—Continued							
EL PASO—Continued							
(BIGGS AAF)—Continued							
COMMUNITY TOTAL—Continued							
			DC-9-10	295		295	
			DC-9-30	774	1	775	
			A-300-X4	1		1	
			B-767-300	1		1	
			* BEECH 18	2		2	
			* B-727-100	184	4	188	
			* B-727-200	76		76	
			* B-747-200		1	1	
			B-737-500	939	1	940	
			* DC-8-50F		1	1	
			B-747		3	3	
			* L-188A/C		15	15	
			ALL TYPES	28296	55	28351	28537
HOUSTON							
(HOUSTON INTERCONTINENTAL)	AA—AMERICAN AIRLINES	TOTAL	B-727-200	3517		3517	
			DC-9-80	2655		2655	
			B-727-100	305		305	
			DC-10-10	401		401	
			DC-10-30	13		13	
			B-767-200	1		1	
			B-767-300	1		1	
			ALL TYPES	6893		6893	7104
	CO—CONTINENTAL	TOTAL	B-737-300	12397	13	12410	
			DC-9-10	4035		4035	
			DC-9-30	11604	33	11637	
			DC-9-80	16534	26	16560	
			A-300-X4	3431	21	3452	
			B-727-100	3396	5	3401	
			B-727-200	22417	224	22641	
			ATR-42	1594		1594	
			F-27 SERIES	5		5	
			FH-227	16		16	
			EMBRAER 120	1182		1182	
			B-737-100/200	31		31	
			B-737-200C	346	1	347	
			DC-10-10	15		15	
			DC-10-30	506		506	
			B-747	48	1	49	
			B-747-200	137		137	
			* B-747-200	1		1	
			ALL TYPES	77695	324	78019	78738
	DL—DELTA AIR LINES	TOTAL	B-737-300	701		701	
			B-737-100/200	1421		1421	
			B-757-200	2	1	3	
			DC-9-30	991		991	
			DC-9-80	1849		1849	
			B-727-200	67	1	68	
			B-767-300	2		2	
			L-1011/100/20	1		1	
			ALL TYPES	5034	2	5036	5059
	EA—EASTERN AIR LINES	TOTAL	B-727-200	1		1	
			DC-9-30	1		1	
			DC-10-30		1	1	
			ALL TYPES	2	1	3	
	FM—FEDERAL EXPRESS	TOTAL	* BEECH 18	253		253	
			* C-208	487		487	
			* B-727-100	318		318	
			* B-727-200	359	4	363	
			* DC-10-10	18		18	

NOTE. * = All Cargo Services

TABLE 7—Continued
Aircraft Departures Scheduled and Aircraft Departures Performed, By Community, By Air Carrier, And By Aircraft Type
12 Months Ended December 31, 1990

STATE OR U.S. AREA COMMUNITY (AIRPORT NAME)	CARRIER	OPERATION	TYPE OF AIRCRAFT	TOTAL DEPARTURES PERFORMED			DEPARTURES SCHEDULED
				SCHEDULED SERVICE	NON SCHEDULED SERVICE	ALL SERVICE	
TEXAS—Continued							
HOUSTON—Continued							
(HOUSTON INTERCONTINENTAL)—Continued							
			* DC-8-73F	38		38	
			* B-747-200	2	1	3	
			* DC-10-30	30		30	
			ALL TYPES	1505	5	1510	1505
	HP—AMERICAN WEST	TOTAL	B-737-300	910	2	912	
			B-737-100/200	508		508	
			ALL TYPES	1418	2	1420	1434
	JW—ARROW AIR	TOTAL	* DC-8-62		2	2	
			ALL TYPES		2	2	
	NW—NORTHWEST AIRLINES	TOTAL	DC-9-10	677		677	
			DC-9-30	29		29	
			DC-9-50	10		10	
			* B-747F	100		100	
			ALL TYPES	816		816	833
	PA—PAN AMERICAN	TOTAL	B-727-200	1497	2	1499	
			B-747	2		2	
			ALL TYPES	1499	2	1501	1472
	TW—TRANS WORLD AIR	TOTAL	B-727-200	1		1	
			ALL TYPES	1		1	
	UA—UNITED AIR LINES	TOTAL	B-737-300	336		336	
			B-737-100/200	1396		1396	
			B-727-100	67		67	
			B-727-200	430		430	
			B-757-200		1	1	
			DC-8-71	1		1	
			B-767-200		1	1	
			DC-10-10		1	1	
			ALL TYPES	2230	3	2233	2274
	US—U.S. AIR	TOTAL	FOKKER 100	2		2	
			B-737-400	593		593	
			B-737-300	749		749	
			B-737-100/200	1998		1998	
			DC-9-30	8		8	
			DC-9-80	1057		1057	
			B-727-200	486		486	
			ALL TYPES	4893		4893	4961
	WN—SOUTHWEST AIRLINES	TOTAL	B-737-500	72		72	
			B-737-300	1447		1447	
			B-737-100/200	402		402	
			ALL TYPES	1921		1921	1949
	5X—UNITED PARCEL SERVICE	TOTAL	* B-727-100	1		1	
			ALL TYPES	1		1	1
AIRPORT TOTAL		TOTAL	B-727-200	28416	227	28643	
			DC-9-80	22095	26	22121	
			B-727-100	3768	5	3773	
			DC-10-10	416	1	417	
			DC-10-30	519	1	520	
			B-767-200	1	1	2	
			B-767-300	3		3	
			B-737-300	16540	15	16555	
			DC-9-10	4712		4712	
			DC-9-30	12633	33	12666	
			A-300-X4	3431	21	3452	
			ATR-42	1594		1594	
			F-27 SERIES	5		5	
			FH-227	16		16	
			EMBRAER 120	1182		1182	

NOTE * = All Cargo Services

TABLE 7—Continued
Aircraft Departures Scheduled and Aircraft Departures Performed, By Community, By Air Carrier, And By Aircraft Type
12 Months Ended December 31, 1990

STATE OR U.S. AREA / COMMUNITY (AIRPORT NAME)	CARRIER	OPERATION	TYPE OF AIRCRAFT	TOTAL DEPARTURES PERFORMED			DEPARTURES SCHEDULED
				SCHEDULED SERVICE	NON SCHEDULED SERVICE	ALL SERVICE	
TEXAS—Continued							
HOUSTON—Continued							
(HOUSTON INTERCONTINENTAL)—Continued							
AIRPORT TOTAL—Continued							
			B-737-100/200	5756		5756	
			B-737-200C	346	1	347	
			B-747	50	1	51	
			B-747-200	137		137	
			* B-747-200	3	1	4	
			B-757-200	2	2	4	
			L-1011/100/20	1		1	
			* BEECH 18	253		253	
			* C-208	487		487	
			* B-727-100	319		319	
			* B-727-200	359	4	363	
			* DC-10-10	18		18	
			* DC-8-73F	38		38	
			* DC-10-30	30		30	
			* DC-8-62		2	2	
			DC-9-50	10		10	
			* B-747F	100		100	
			DC-8-71	1		1	
			FOKKER 100	2		2	
			B-737-400	593		593	
			B-737-500	72		72	
			ALL TYPES	103908	341	104249	105330
(WILLIAM P HOBBY)	AA—AMERICAN AIRLINES	TOTAL	DC-9-80	1849		1849	
			B-727-100	233		233	
			B-727-200	1235		1235	
			ALL TYPES	3317		3317	3385
	CO—CONTINENTAL	TOTAL	ATR-42	1348		1348	
			F-27 SERIES	2		2	
			FH-227	18		18	
			EMBRAER 120	256		256	
			B-737-300	503	3	506	
			B-737-100/200	20		20	
			B-737-200C	247		247	
			DC-9-10	231		231	
			DC-9-30	173	2	175	
			DC-9-80	679	6	685	
			B-727-100	303		303	
			B-727-200	1217	27	1244	
			ALL TYPES	4997	38	5035	5174
	DL—DELTA AIR LINES	TOTAL	B-737-100/200	798		798	
			DC-9-30	2390	2	2392	
			DC-9-80	1088	6	1094	
			B-727-200	7	10	17	
			ALL TYPES	4283	18	4301	4326
	EA—EASTERN AIR LINES	TOTAL	DC-9-30	387		387	
			DC-9-50	142		142	
			B-727-200	582		582	
			ALL TYPES	1111		1111	1123
	HU—NORTHERN AIR CARGO	TOTAL	* DC-6		1	1	
			ALL TYPES		1	1	1
	NW—NORTHWEST AIRLINES	TOTAL	DC-9-10	27		27	
			DC-9-30	2006		2006	
			DC-9-40	20		20	
			DC-9-50	427		427	
			B-727-200	2	1	3	
			ALL TYPES	2482	1	2483	2508

NOTE: * = All Cargo Services

TABLE 7—Continued
Aircraft Departures Scheduled and Aircraft Departures Performed, By Community, By Air Carrier, And By Aircraft Type
12 Months Ended December 31, 1990

STATE OR U.S. AREA COMMUNITY (AIRPORT NAME)	CARRIER	OPERATION	TYPE OF AIRCRAFT	TOTAL DEPARTURES PERFORMED			DEPARTURES SCHEDULED
				SCHEDULED SERVICE	NON SCHEDULED SERVICE	ALL SERVICE	
TEXAS—Continued							
HOUSTON—Continued							
(WILLIAM P HOBBY)—Continued							
	TW—TRANS WORLD AIR	TOTAL	DC-9-10	5		5	
			DC-9-30	960	4	964	
			DC-9-40	59		59	
			DC-9-80	554	1	555	
			B-727-100	152	1	153	
			B-727-200	909	5	914	
			ALL TYPES	2639	11	2650	2693
	UA—UNITED AIR LINES	TOTAL	B-737-300	83	2	85	
			B-737-100/200	1621	1	1622	
			B-727-100	11	3	14	
			B-727-200	1	3	4	
			ALL TYPES	1716	9	1725	1767
	WN—SOUTHWEST AIRLINES	TOTAL	B-737-500	2138		2138	
			B-737-300	19775	21	19796	
			B-737-100/200	18825	5	18830	
			ALL TYPES	40738	26	40764	41605
AIRPORT TOTAL		TOTAL	DC-9-80	4170	13	4183	
			B-727-100	699	4	703	
			B-727-200	3953	46	3999	
			ATR-42	1348		1348	
			F-27 SERIES	2		2	
			FH-227	18		18	
			EMBRAER 120	256		256	
			B-737-300	20361	26	20387	
			B-737-100/200	21264	6	21270	
			B-737-200C	247		247	
			DC-9-10	263		263	
			DC-9-30	5916	8	5924	
			DC-9-50	569		569	
			*DC-6		1	1	
			DC-9-40	79		79	
			B-737-500	2138		2138	
			ALL TYPES	61283	104	61387	62582
(ELLINGTON FIELD)	CO—CONTINENTAL	TOTAL	ATR-42	243		243	
			EMBRAER 120	927		927	
			ALL TYPES	1170		1170	1235
	5X—UNITED PARCEL SERVICE	TOTAL	*B-727-100	18		18	
			ALL TYPES	18		18	18
AIRPORT TOTAL		TOTAL	ATR-42	243		243	
			EMBRAER 120	927		927	
			*B-727-100	18		18	
			ALL TYPES	1188		1188	1253
COMMUNITY TOTAL BY CARRIER	AA—AMERICAN AIRLINES	TOTAL	B-767-200	1		1	
			B-767-300	1		1	
			DC-9-80	4504		4504	
			B-727-100	538		538	
			B-727-200	4752		4752	
			DC-10-10	401		401	
			DC-10-30	13		13	
			ALL TYPES	10210		10210	10489
	CO—CONTINENTAL	TOTAL	ATR-42	3185		3185	
			F-27 SERIES	7		7	
			FH-227	34		34	
			EMBRAER 120	2365		2365	
			B-737-300	12900	16	12916	
			B-737-100/200	51		51	
			B-737-200C	593	1	594	
			DC-9-10	4266		4266	

NOTE. * = All Cargo Services

TABLE 7—Continued
Aircraft Departures Scheduled and Aircraft Departures Performed, By Community, By Air Carrier, And By Aircraft Type
12 Months Ended December 31, 1990

STATE OR U.S. AREA COMMUNITY (AIRPORT NAME)	CARRIER	OPERATION	TYPE OF AIRCRAFT	TOTAL DEPARTURES PERFORMED			DEPARTURES SCHEDULED
				SCHEDULED SERVICE	NON SCHEDULED SERVICE	ALL SERVICE	
TEXAS—Continued							
HOUSTON—Continued							
(ELLINGTON FIELD)—Continued							
COMMUNITY TOTAL BY CARRIER—Continued							
			DC-9-30	11777	35	11812	
			DC-9-80	17213	32	17245	
			A-300-X4	3431	21	3452	
			B-727-100	3699	5	3704	
			B-727-200	23634	251	23885	
			DC-10-10	15		15	
			DC-10-30	506		506	
			B-747	48	1	49	
			B-747-200	137		137	
			* B-747-200	1		1	
			ALL TYPES	83862	362	84224	85147
	DL—DELTA AIR LINES	TOTAL	B-737-300	701		701	
			B-737-100/200	2219		2219	
			B-757-200	2	1	3	
			B-767-300	2		2	
			DC-9-30	3381	2	3383	
			DC-9-80	2937	6	2943	
			B-727-200	74	11	85	
			L-1011/100/20	1		1	
			ALL TYPES	9317	20	9337	9385
	EA—EASTERN AIR LINES	TOTAL	DC-9-30	388		388	
			DC-9-50	142		142	
			B-727-200	583		583	
			DC-10-30		1	1	
			ALL TYPES	1113	1	1114	1123
	FM—FEDERAL EXPRESS	TOTAL	* BEECH 18	253		253	
			* C-208	487		487	
			* B-727-100	318		318	
			* B-727-200	359	4	363	
			* DC-10-10	18		18	
			* DC-10-30	30		30	
			* B-747-200	2	1	3	
			* DC-8-73F	38		38	
			ALL TYPES	1505	5	1510	1505
	HP—AMERICAN WEST	TOTAL	B-737-300	910	2	912	
			B-737-100/200	508		508	
			ALL TYPES	1418	2	1420	1434
	HU—NORTHERN AIR CARGO	TOTAL	* DC-6		1	1	
			ALL TYPES		1	1	1
	JW—ARROW AIR	TOTAL	* DC-8-62		2	2	
			ALL TYPES		2	2	
	NW—NORTHWEST AIRLINES	TOTAL	DC-9-10	704		704	
			DC-9-30	2035		2035	
			DC-9-40	20		20	
			DC-9-50	437		437	
			B-727-200	2	1	3	
			* B-747F	100		100	
			ALL TYPES	3298	1	3299	3341
	PA—PAN AMERICAN	TOTAL	B-727-200	1497	2	1499	
			B-747	2		2	
			ALL TYPES	1499	2	1501	1472
	TW—TRANS WORLD AIR	TOTAL	DC-9-10	5		5	
			DC-9-30	960	4	964	
			DC-9-40	59		59	
			DC-9-80	554	1	555	
			B-727-100	152	1	153	
			B-727-200	910	5	915	

NOTE * All Cargo Services

TABLE 7—Continued
Aircraft Departures Scheduled and Aircraft Departures Performed, By Community, By Air Carrier, And By Aircraft Type
12 Months Ended December 31, 1990

STATE OR U.S. AREA / COMMUNITY (AIRPORT NAME)	CARRIER	OPERATION	TYPE OF AIRCRAFT	TOTAL DEPARTURES PERFORMED			DEPARTURES SCHEDULED
				SCHEDULED SERVICE	NON SCHEDULED SERVICE	ALL SERVICE	
TEXAS—Continued							
HOUSTON—Continued							
(ELLINGTON FIELD)—Continued							
COMMUNITY TOTAL BY CARRIER—Continued							
			ALL TYPES	2640	11	2651	2693
	UA—UNITED AIR LINES	TOTAL	B-737-300	419	2	421	
			B-737-100/200	3017	1	3018	
			B-757-200		1	1	
			B-767-200		1	1	
			B-727-100	78	3	81	
			B-727-200	431	3	434	
			DC-10-10		1	1	
			DC-8-71	1		1	
			ALL TYPES	3946	12	3958	4041
	US—U.S. AIR	TOTAL	FOKKER 100	2		2	
			B-737-400	593		593	
			B-737-300	749		749	
			B-737-100/200	1998		1998	
			DC-9-30	8		8	
			DC-9-80	1057		1057	
			B-727-200	486		486	
			ALL TYPES	4893		4893	4961
	WN—SOUTHWEST AIRLINES	TOTAL	B-737-500	2210		2210	
			B-737-300	21222	21	21243	
			B-737-100/200	19227	5	19232	
			ALL TYPES	42659	26	42685	43554
	5X—UNITED PARCEL SERVICE	TOTAL	* B-727-100	19		19	
			ALL TYPES	19		19	19
COMMUNITY TOTAL		TOTAL	B-727-200	32369	273	32642	
			DC-9-80	26265	39	26304	
			B-727-100	4467	9	4476	
			DC-10-10	416	1	417	
			DC-10-30	519	1	520	
			B-767-200	1	1	2	
			B-767-300	3		3	
			B-737-300	36901	41	36942	
			DC-9-10	4975		4975	
			DC-9-30	18549	41	18590	
			A-300-X4	3431	21	3452	
			ATR-42	3185		3185	
			F-27 SERIES	7		7	
			FH-227	34		34	
			EMBRAER 120	2365		2365	
			B-737-100/200	27020	6	27026	
			B-737-200C	593	1	594	
			B-747	50	1	51	
			B-747-200	137		137	
			* B-747-200	3	1	4	
			B-757-200	2	2	4	
			L-1011/100/20	1		1	
			* BEECH 18	253		253	
			* C-208	487		487	
			* B-727-100	337		337	
			* B-727-200	359	4	363	
			* DC-10-10	18		18	
			* DC-8-73F	38		38	
			* DC-10-30	30		30	
			* DC-8-62		2	2	
			DC-9-50	579		579	
			* B-747F	100		100	

NOTE * = All Cargo Services

TABLE 7—Continued
Aircraft Departures Scheduled and Aircraft Departures Performed, By Community, By Air Carrier, And By Aircraft Type
12 Months Ended December 31, 1990

STATE OR U.S. AREA / COMMUNITY (AIRPORT NAME)	CARRIER	OPERATION	TYPE OF AIRCRAFT	TOTAL DEPARTURES PERFORMED			DEPARTURES SCHEDULED
				SCHEDULED SERVICE	NON SCHEDULED SERVICE	ALL SERVICE	
TEXAS—Continued							
HOUSTON—Continued							
(ELLINGTON FIELD)—Continued							
COMMUNITY TOTAL—Continued							
			DC-8-71	1		1	
			FOKKER 100	2		2	
			B-737-400	593		593	
			B-737-500	2210		2210	
			* DC-6		1	1	
			DC-9-40	79		79	
			ALL TYPES	166379	445	166824	169165
KILLEEN							
(GRAY AFB)	FF—TOWER AIR	TOTAL	B-747		6	6	
			ALL TYPES		6	6	6
	FM—FEDERAL EXPRESS	TOTAL	* C-208	91		91	
			B-747-200		2	2	
			ALL TYPES	91	2	93	91
	VK—ZANTOP INTL AIRLINES	TOTAL	* L-188A/C		15	15	
			ALL TYPES		15	15	15
COMMUNITY TOTAL		TOTAL	B-747		6	6	
			* C-208	91		91	
			B-747-200		2	2	
			* L-188A/C		15	15	
			ALL TYPES	91	23	114	112
LAREDO							
(LAREDO AFB)	VK—ZANTOP INTL AIRLINES	TOTAL	* CV-640		1	1	
			ALL TYPES		1	1	1
LUBBOCK							
(LUBBOCK REGIONAL)	AA—AMERICAN AIRLINES	TOTAL	DC-9-80	860		860	
			B-727-100	15		15	
			B-727-200	590		590	
			B-767-200	1		1	
			B-767-300	1		1	
			DC-10-10	1		1	
			DC-10-30	1		1	
			ALL TYPES	1469		1469	1494
	DL—DELTA AIR LINES	TOTAL	B-737-300	348		348	
			B-737-100/200	1441		1441	
			DC-9-80	4		4	
			B-727-200	7		7	
			DC-9-30	1		1	
			ALL TYPES	1801		1801	1816
	FM—FEDERAL EXPRESS	TOTAL	* C-208	1016		1016	
			* B-727-100	567		567	
			* B-727-200	53		53	
			* BEECH 18	4		4	
			ALL TYPES	1640		1640	1640
	HP—AMERICAN WEST	TOTAL	B-737-300	85	1	86	
			B-737-100/200	997	1	998	
			ALL TYPES	1082	2	1084	1095
	WN—SOUTHWEST AIRLINES	TOTAL	B-737-500	297		297	
			B-737-300	3342	2	3344	
			B-737-100/200	1936	3	1939	
			ALL TYPES	5575	5	5580	5646
COMMUNITY TOTAL		TOTAL	DC-9-80	864		864	
			B-727-100	15		15	
			B-727-200	597		597	
			B-767-200	1		1	
			B-767-300	1		1	
			DC-10-10	1		1	
			DC-10-30	1		1	

NOTE * = Air Cargo Services

TABLE 7—Continued
Aircraft Departures Scheduled and Aircraft Departures Performed, By Community, By Air Carrier, And By Aircraft Type
12 Months Ended December 31, 1990

STATE OR U.S. AREA COMMUNITY (AIRPORT NAME)	CARRIER	OPERATION	TYPE OF AIRCRAFT	TOTAL DEPARTURES PERFORMED			DEPARTURES SCHEDULED
				SCHEDULED SERVICE	NON SCHEDULED SERVICE	ALL SERVICE	
TEXAS—Continued							
LUBBOCK—Continued							
(LUBBOCK REGIONAL)—Continued							
COMMUNITY TOTAL—Continued							
			B-737-300	3775	3	3778	
			B-737-100/200	4374	4	4378	
			DC-9-30	1		1	
			* C-208	1016		1016	
			* B-727-100	567		567	
			* B-727-200	53		53	
			* BEECH 18	4		4	
			B-737-500	297		297	
			ALL TYPES	11567	7	11574	11691
MIDLAND/ODESSA							
(MIDLAND REGIONAL)	AA—AMERICAN AIRLINES	TOTAL	DC-9-80	78		78	
			B-727-100	150		150	
			B-727-200	1229		1229	
			ALL TYPES	1457		1457	1481
	CO—CONTINENTAL	TOTAL	B-727-200	2	1	3	
			ALL TYPES	2	1	3	
	FM—FEDERAL EXPRESS	TOTAL	* C-208	379		379	
			ALL TYPES	379		379	379
	HP—AMERICAN WEST	TOTAL	B-737 300	121		121	
			B-737-100/200	1321		1321	
			ALL TYPES	1442		1442	1459
	WN—SOUTHWEST AIRLINES	TOTAL	B-737-500	224		224	
			B-737-300	2263		2263	
			B-737-100/200	2306	1	2907	
			ALL TYPES	5393	1	5394	5443
COMMUNITY TOTAL		TOTAL	DC-9-80	78		78	
			B-727-100	150		150	
			B-727-200	1231	1	1232	
			* C-208	379		379	
			B-737-300	2384		2384	
			B-737-100/200	4227	1	4228	
			B-737-500	224		224	
			ALL TYPES	8673	2	8675	8762
MISSION/MCALLEN/EDINBURG							
(MILLER INTERNATIONAL)	CO—CONTINENTAL	TOTAL	DC-9-80	259		259	
			B-727-200	1570		1570	
			B-737-300	16		16	
			DC-9-30	228		228	
			B-727-100	74		74	
			DC-9-10	28		28	
			ALL TYPES	2175		2175	2178
	FM—FEDERAL EXPRESS	TOTAL	* B-727-100	2		2	
			ALL TYPES	2		2	2
	JH—AMERIJET INTERNATIONAL	TOTAL	* B-727-100		3	3	
			ALL TYPES		3	3	3
COMMUNITY TOTAL		TOTAL	DC-9-80	259		259	
			B-727-200	1570		1570	
			B-737-300	16		16	
			DC-9-30	228		228	
			B-727-100	74		74	
			DC-9-10	28		28	
			* B-727-100	2	3	5	
			ALL TYPES	2177	3	2180	2183
SAN ANGELO							
(MATHIS FIELD)	FM—FEDERAL EXPRESS	TOTAL	* C-208	434		434	
			ALL TYPES	434		434	434

NOTE * = All Cargo Services

TABLE 7—Continued
Aircraft Departures Scheduled and Aircraft Departures Performed, By Community, By Air Carrier, And By Aircraft Type
12 Months Ended December 31, 1990

STATE OR U.S. AREA COMMUNITY (AIRPORT NAME)	CARRIER	OPERATION	TYPE OF AIRCRAFT	TOTAL DEPARTURES PERFORMED			DEPARTURES SCHEDULED
				SCHEDULED SERVICE	NON SCHEDULED SERVICE	ALL SERVICE	
TEXAS—Continued							
SAN ANTONIO							
(SAN ANTONIO INTERNATIONAL)	AA—AMERICAN AIRLINES	TOTAL	B-727-200	975		975	
			B-757-200	768		768	
			B-767-200	252		252	
			B-767-300	6		6	
			DC-9-80	2324		2324	
			B-727-100	236		236	
			DC-10-10	614		614	
			DC-10-30	38		38	
			B-747SP	1		1	
			ALL TYPES	5214		5214	5292
	CO—CONTINENTAL	TOTAL	DC-9-80	2305	1	2306	
			B-727-200	2059	11	2070	
			B-727-100	418	2	420	
			B-737-300	547	1	548	
			DC-9-10	13		13	
			DC-9-30	166		166	
			A-300-X4	5	1	6	
			B-737-100/200		1	1	
			ALL TYPES	5513	17	5530	5556
	DL—DELTA AIR LINES	TOTAL	B-737-100/200	1958		1958	
			B-767-200	2		2	
			DC-9-30	1	1	2	
			DC-9-80	2716		2716	
			B-727-200	1297		1297	
			B-757-200	4	1	5	
			B-767-300	1		1	
			ALL TYPES	5979	2	5981	5991
	EA—EASTERN AIR LINES	TOTAL	B-727-200	1		1	
			ALL TYPES	1		1	
	FM—FEDERAL EXPRESS	TOTAL	* BEECH 18	3		3	
			* C-208	806		806	
			* B-727-100	451		451	
			* B-727-200	105		105	
			ALL TYPES	1365		1365	1365
	HP—AMERICAN WEST	TOTAL	B-737-300	742	3	745	
			B-737-100/200	795		795	
			ALL TYPES	1537	3	1540	1546
	NW—NORTHWEST AIRLINES	TOTAL	DC-9-10	128		128	
			DC-9-30	878		878	
			DC-9-40	12		12	
			DC-9-50	57		57	
			ALL TYPES	1075		1075	1081
	PA—PAN AMERICAN	TOTAL	B-727-200	620		620	
			ALL TYPES	620		620	617
	TW—TRANS WORLD AIR	TOTAL	DC-9-10	3		3	
			DC-9-30	68		68	
			DC-9-40	4		4	
			DC-9-80	2		2	
			B-727-100	229		229	
			B-727-200	1390	3	1393	
			ALL TYPES	1696	3	1699	1712
	UA—UNITED AIR LINES	TOTAL	B-737-300	711		711	
			B-737-100/200	229		229	
			B-727-100	407		407	
			B-727-200	72		72	
			ALL TYPES	1419		1419	1434
	US—U S. AIR	TOTAL	B-737-400	1033		1033	
			B-737-300	538		538	
			B-737-100/200	542		542	
			B-727-200	6		6	
			ALL TYPES	2119		2119	2131

NOTE. * = All Cargo Services

TABLE 7—Continued
Aircraft Departures Scheduled and Aircraft Departures Performed, By Community, By Air Carrier, And By Aircraft Type
12 Months Ended December 31, 1990

STATE OR U.S. AREA COMMUNITY (AIRPORT NAME)	CARRIER	OPERATION	TYPE OF AIRCRAFT	TOTAL DEPARTURES PERFORMED			DEPARTURES SCHEDULED
				SCHEDULED SERVICE	NON SCHEDULED SERVICE	ALL SERVICE	
TEXAS—Continued							
SAN ANTONIO—Continued							
(SAN ANTONIO INTERNATIONAL)—Continued							
	WN—SOUTHWEST AIRLINES	TOTAL	B-737-500	901		901	
			B-737-300	7506	5	7511	
			B-737-100/200	4765		4765	
			ALL TYPES	13172	5	13177	13295
AIRPORT TOTAL		TOTAL	B-727-200	6420	14	6434	
			B-757-200	772	1	773	
			B-767-200	254		254	
			B-767-300	7		7	
			DC-9-80	7347	1	7348	
			B-727-100	1290	2	1292	
			DC-10-10	614		614	
			DC-10-30	38		38	
			B-747SP	1		1	
			B-737-300	10044	9	10053	
			DC-9-10	144		144	
			DC-9-30	1113	1	1114	
			A-300-X4	5	1	6	
			B-737-100/200	8289	1	8290	
			* BEECH 18	3		3	
			* C-208	806		806	
			* B-727-100	451		451	
			* B-727-200	105		105	
			DC-9-40	16		16	
			DC-9-50	57		57	
			B-737-400	1033		1033	
			B-737-500	901		901	
			ALL TYPES	39710	30	39740	40020
(KELLY AFB)	VK—ZANTOP INTL AIRLINES	TOTAL	* L-188A/C		356	356	
			ALL TYPES		356	356	356
COMMUNITY TOTAL BY CARRIER	AA—AMERICAN AIRLINES	TOTAL	B-757-200	768		768	
			B-767-200	252		252	
			B-767-300	6		6	
			DC-9-80	2324		2324	
			B-727-100	236		236	
			B-727-200	975		975	
			DC-10-10	614		614	
			DC-10-30	38		38	
			B-747SP	1		1	
			ALL TYPES	5214		5214	5292
	CO—CONTINENTAL	TOTAL	B-737-300	547	1	548	
			B-737-100/200		1	1	
			DC-9-10	13		13	
			DC-9-30	166		166	
			DC-9-80	2305	1	2306	
			A-300-X4	5	1	6	
			B-727-100	418	2	420	
			B-727-200	2059	11	2070	
			ALL TYPES	5513	17	5530	5556
	DL—DELTA AIR LINES	TOTAL	B-737-100/200	1958		1958	
			B-757-200	4	1	5	
			B-767-200	2		2	
			B-767-300	1		1	
			DC-9-30	1	1	2	
			DC-9-80	2716		2716	
			B-727-200	1297		1297	
			ALL TYPES	5979	2	5981	5991
	EA—EASTERN AIR LINES	TOTAL	B-727-200	1		1	
			ALL TYPES	1		1	

NOTE * = All Cargo Services

TABLE 7—Continued
Aircraft Departures Scheduled and Aircraft Departures Performed, By Community, By Air Carrier, And By Aircraft Type
12 Months Ended December 31, 1990

STATE OR U.S. AREA COMMUNITY (AIRPORT NAME)	CARRIER	OPERATION	TYPE OF AIRCRAFT	TOTAL DEPARTURES PERFORMED			DEPARTURES SCHEDULED
				SCHEDULED SERVICE	NON SCHEDULED SERVICE	ALL SERVICE	
TEXAS—Continued							
SAN ANTONIO—Continued							
(KELLY AFB)—Continued							
COMMUNITY TOTAL BY CARRIER—Continued							
	FM—FEDERAL EXPRESS	TOTAL	* BEECH 18	3		3	
			* C-208	806		806	
			* B-727-100	451		451	
			* B-727-200	105		105	
			ALL TYPES	1365		1365	1365
	HP—AMERICAN WEST	TOTAL	B-737-300	742	3	745	
			B-737-100/200	795		795	
			ALL TYPES	1537	3	1540	1546
	NW—NORTHWEST AIRLINES	TOTAL	DC-9-10	128		128	
			DC-9-30	878		878	
			DC-9-40	12		12	
			DC-9-50	57		57	
			ALL TYPES	1075		1075	1081
	PA—PAN AMERICAN	TOTAL	B-727-200	620		620	
			ALL TYPES	620		620	617
	TW—TRANS WORLD AIR	TOTAL	DC-9-10	3		3	
			DC-9-30	68		68	
			DC-9-40	4		4	
			DC-9-80	2		2	
			B-727-100	229		229	
			B-727-200	1390	3	1393	
			ALL TYPES	1696	3	1699	1712
	UA—UNITED AIR LINES	TOTAL	B-737-300	711		711	
			B-737-100/200	229		229	
			B-727-100	407		407	
			B-727-200	72		72	
			ALL TYPES	1419		1419	1434
	US—U S. AIR	TOTAL	B-737-400	1033		1033	
			B-737-300	538		538	
			B-737-100/200	542		542	
			B-727-200	6		6	
			ALL TYPES	2119		2119	2131
	VK—ZANTOP INTL AIRLINES	TOTAL	* L-188A/C		356	356	
			ALL TYPES		356	356	356
	WN—SOUTHWEST AIRLINES	TOTAL	B-737-500	901		901	
			B-737-300	7506	5	7511	
			B-737-100/200	4765		4765	
			ALL TYPES	13172	5	13177	13295
COMMUNITY TOTAL		TOTAL	B-727-200	6420	14	6434	
			B-757-200	772	1	773	
			B-767-200	254		254	
			B-767-300	7		7	
			DC-9-80	7347	1	7348	
			B-727-100	1290	2	1292	
			DC-10-10	614		614	
			DC-10-30	38		38	
			B-747SP	1		1	
			B-737-300	10044	9	10053	
			DC-9-10	144		144	
			DC-9-30	1113	1	1114	
			A-300-X4	5	1	6	
			B-737-100/200	8289	1	8290	
			* BEECH 18	3		3	
			* C-208	806		806	
			* B-727-100	451		451	
			* B-727-200	105		105	

NOTE: * = All Cargo Services

TABLE 7—Continued
Aircraft Departures Scheduled and Aircraft Departures Performed, By Community, By Air Carrier, And By Aircraft Type
12 Months Ended December 31, 1990

STATE OR U.S. AREA / COMMUNITY / (AIRPORT NAME)	CARRIER	OPERATION	TYPE OF AIRCRAFT	TOTAL DEPARTURES PERFORMED			DEPARTURES SCHEDULED
				SCHEDULED SERVICE	NON SCHEDULED SERVICE	ALL SERVICE	
TEXAS—Continued							
SAN ANTONIO—Continued							
(KELLY AFB)—Continued							
COMMUNITY TOTAL—Continued							
			DC-9-40	16		16	
			DC-9-50	5/		57	
			B-737-400	1033		1033	
			B-737-500	90i		901	
			* L-188A/C		356	356	
			ALL TYPES	39710	386	40096	40376
SAN MARCOS							
(SAN MARCOS MUNICIPAL)	FM—FEDERAL EXPRESS	TOTAL	* C-208	1		1	
			ALL TYPES	1		1	1
WACO							
(WACO MUNICIPAL)	FM—FEDERAL EXPRESS	TOTAL	* C-208	1		1	
			ALL TYPES	1		1	1
	TW—TRANS WORLD AIR	TOTAL	B-727-200	1		1	
			ALL TYPES	1		1	
AIRPORT TOTAL		TOTAL	* C-208	1		1	
			B-727-200	1		1	
			ALL TYPES	2		2	1
(JAMES CONNALLY)	FM—FEDERAL EXPRESS	TOTAL	* B-727-100	2		2	
			* B-727-200	2		2	
			ALL TYPES	4		4	4
COMMUNITY TOTAL BY CARRIER	FM—FEDERAL EXPRESS	TOTAL	* C-208	1		1	
			* B-727-100	2		2	
			* B-727-200	2		2	
			ALL TYPES	5		5	5
	TW—TRANS WORLD AIR	TOTAL	B-727-200	1		1	
			ALL TYPES	1		1	
COMMUNITY TOTAL		TOTAL	* C-208	1		1	
			B-727-200	1		1	
			* B-727-100	2		2	
			* B-727-200	2		2	
			ALL TYPES	6		6	5
WICHITA FALLS							
(SHEPPARD AFB/WH.FALLS AIR TRML)	AA—AMERICAN AIRLINES	TOTAL	DC-9-80	6		6	
			B-727-200	3		3	
			DC-10-10	1		1	
			ALL TYPES	10		10	10
UTAH							
CEDAR CITY							
(CEDAR CITY MUNI)	FM—FEDERAL EXPRESS	TOTAL	* C-208	1		1	
			ALL TYPES	1		1	1
OGDEN							
(OGDEN MUNI)	AA—AMERICAN AIRLINES	TOTAL	DC-9-80	1		1	
			ALL TYPES	1		1	1
	DL—DELTA AIR LINES	TOTAL	B-737-300	1		1	
			ALL TYPES	1		1	
	FM—FEDERAL EXPRESS	TOTAL	* C-208	1		1	
			ALL TYPES	1		1	1
AIRPORT TOTAL		TOTAL	DC-9-80	1		1	
			B-737-300	1		1	
			* C-208	1		1	
			ALL TYPES	3		3	2
(HILL AFB)	VK—ZANTOP INTL AIRLINES	TOTAL	* L-188A/C		1302	1302	
			ALL TYPES		1302	1302	1302
COMMUNITY TOTAL BY CARRIER	AA—AMERICAN AIRLINES	TOTAL	DC-9-80	1		1	
			ALL TYPES	1		1	1
	DL—DELTA AIR LINES	TOTAL	B-737-300	1		1	

NOTE: * = All Cargo Services

TABLE 7—Continued
Aircraft Departures Scheduled and Aircraft Departures Performed, By Community, By Air Carrier, And By Aircraft Type
12 Months Ended December 31, 1990

STATE OR U.S. AREA COMMUNITY (AIRPORT NAME)	CARRIER	OPERATION	TYPE OF AIRCRAFT	TOTAL DEPARTURES PERFORMED			DEPARTURES SCHEDULED
				SCHEDULED SERVICE	NON SCHEDULED SERVICE	ALL SERVICE	
UTAH—Continued							
OGDEN—Continued							
(HILL AFB)—Continued							
COMMUNITY TOTAL BY CARRIER—Continued							
			ALL TYPES	1		1	
	FM—FEDERAL EXPRESS	TOTAL	* C-208	1		1	
			ALL TYPES	1		1	1
	VK—ZANTOP INTL AIRLINES	TOTAL	* L-188A/C		1302	1302	
			ALL TYPES		1302	1302	1302
COMMUNITY TOTAL		TOTAL	DC-9-80	1		1	
			B-737-300	1		1	
			* C-208	1		1	
			* L-188A/C		1302	1302	
			ALL TYPES	3	1302	1305	1304
ST. GEORGE							
(ST. GEORGE MUNI)	FM—FEDERAL EXPRESS	TOTAL	* C-208	304		304	
			ALL TYPES	304		304	304
SALT LAKE CITY							
(SALT LAKE CITY INTL)	AA—AMERICAN AIRLINES	TOTAL	B-757-200	3		3	
			B-767-200	3		3	
			DC-9-80	3169		3169	
			B-727-100	243	2	245	
			B-727-200	522		522	
			B-747SP	1		1	
			ALL TYPES	3941	2	3943	4062
	CO—CONTINENTAL	TOTAL	B-737-300	645	1053	1698	
			B-737-100/200	54		54	
			B-737-200C	760		760	
			DC-9-30	8		8	
			DC-9-80	390	3	393	
			B-727-100	25		25	
			B-727-200	326	16	342	
			DC-9-10	2		2	
			A-300-X4		1	1	
			ALL TYPES	2210	1073	3283	2254
	DL—DELTA AIR LINES	TOTAL	B-737-300	6410	1	6411	
			B-737-100/200	20577	3	20580	
			B-757-200	9351		9351	
			B-767-200	1024		1024	
			B-767-300	718		718	
			B-727-200	18111	34	18145	
			L-1011/100/20	2023		2023	
			ALL TYPES	58214	38	58252	58515
	EA—EASTERN AIR LINES	TOTAL	A-300-X4	1		1	
			ALL TYPES	1		1	
	FM—FEDERAL EXPRESS	TOTAL	* BEECH 18	4		4	
			* C-208	1145		1145	
			* B-727-100	811		811	
			* B-727-200	212		212	
			B-747-200		19	19	
			ALL TYPES	2172	19	2191	2172
	HP—AMERICAN WEST	TOTAL	B-737-300	751	9	760	
			B-737-100/200	1855	1	1856	
			ALL TYPES	2606	10	2616	2652
	HU—NORTHERN AIR CARGO	TOTAL	* DC-6		2	2	
			ALL TYPES		2	2	
	NW—NORTHWEST AIRLINES	TOTAL	DC-9-10	727		727	
			DC-9-30	205		205	
			DC-9-40	3		3	
			DC-9-60	1		1	

NOTE * = All Cargo Services

TABLE 7—Continued
Aircraft Departures Scheduled and Aircraft Departures Performed, By Community, By Air Carrier, And By Aircraft Type
12 Months Ended December 31, 1990

STATE OR U.S. AREA / COMMUNITY / (AIRPORT NAME)	CARRIER	OPERATION	TYPE OF AIRCRAFT	TOTAL DEPARTURES PERFORMED			DEPARTURES SCHEDULED
				SCHEDULED SERVICE	NON SCHEDULED SERVICE	ALL SERVICE	
UTAH—Continued							
SALT LAKE CITY—Continued							
(SALT LAKE CITY INTL)—Continued							
			B-727-200	15		15	
			B-757-200	1		1	
			DC-9-50	4		4	
			ALL TYPES	956		956	937
	PA—PAN AMERICAN	TOTAL	B-727-200	360		360	
			ALL TYPES	360		360	360
	QX—HORIZON AIR	TOTAL	SWEAR-METRO I	559		559	
			DHC-8	858		858	
			ALL TYPES	1417		1417	1446
	TW—TRANS WORLD AIR	TOTAL	DC-9-80	445	1	446	
			B-727-100	430		430	
			B-727-200	195	4	199	
			DC-9-40	1		1	
			ALL TYPES	1071	5	1076	1091
	UA—UNITED AIR LINES	TOTAL	B-737-300	784	2	786	
			B-737-100/200	718		718	
			B-767-200	1		1	
			B-727-100	577		577	
			B-727-200	1171		1171	
			DC-10-10	11		11	
			DC-8-71	3		3	
			B-737-500	1		1	
			B-757-200	1		1	
			ALL TYPES	3267	2	3269	3265
	US—U.S. AIR	TOTAL	B-737-300	1	1	2	
			ALL TYPES	1	1	2	
COMMUNITY TOTAL		TOTAL	B-757-200	9356		9356	
			B-767-200	1028		1028	
			DC-9-80	4005	4	4009	
			B-727-100	1275	2	1277	
			B-727-200	20700	54	20754	
			B-747SP	1		1	
			B-737-300	8591	1066	9657	
			B-737-100/200	23204	4	23208	
			B-737-200C	760		760	
			DC-9-30	213		213	
			DC-9-10	729		729	
			A-300-X4	1	1	2	
			B-767-300	718		718	
			L-1011/100/20	2023		2023	
			* BEECH 18	4		4	
			* C-208	1145		1145	
			* B-727-100	811		811	
			* B-727-200	212		212	
			B-747-200		19	19	
			* DC-8		2	2	
			DC-9-40	4		4	
			DC-9-50	4		4	
			SWEAR-METRO I	559		559	
			DHC-8	858		858	
			DC-10-10	11		11	
			DC-8-71	3		3	
			B-737-500	1		1	
			ALL TYPES	76216	1152	77368	76754
VERMONT							
BURLINGTON							
(BURLINGTON INTERNATIONAL)	CO—CONTINENTAL	TOTAL	B-737-300	9		9	
			B-737-100/200	412		412	

NOTE * = All Cargo Services

TABLE 7—Continued
Aircraft Departures Scheduled and Aircraft Departures Performed, By Community, By Air Carrier, And By Aircraft Type
12 Months Ended December 31, 1990

STATE OR U.S. AREA / COMMUNITY (AIRPORT NAME)	CARRIER	OPERATION	TYPE OF AIRCRAFT	TOTAL DEPARTURES PERFORMED			DEPARTURES SCHEDULED
				SCHEDULED SERVICE	NON SCHEDULED SERVICE	ALL SERVICE	
VERMONT—Continued							
BURLINGTON—Continued							
(BURLINGTON INTERNATIONAL)—Continued							
			B-737-200C	694		694	
			DC-9-30	208		208	
			DC-9-80	5		5	
			B-727-100	2		2	
			B-727-200	3		3	
			ALL TYPES	1333		1333	1378
	FM—FEDERAL EXPRESS	TOTAL	* C-208	140		140	
			* B-727-100	257		257	
			* B-727-200	1		1	
			ALL TYPES	398		398	398
	UA—UNITED AIR LINES	TOTAL	B-737-300	322		322	
			B-737-100/200	983		983	
			B-727-100	157		157	
			B-727-200	760		760	
			ALL TYPES	2222		2222	2280
	US—U.S. AIR	TOTAL	F-28-4000/600	445		445	
			FOKKER 100	351		351	
			B-737-400	335		335	
			B-737-300	210		210	
			B-737-100/200	576		576	
			DC-9-30	1152		1152	
			DC-9-80	482		482	
			B-727-200	3		3	
			ALL TYPES	3554		3554	3633
COMMUNITY TOTAL		TOTAL	B-737-300	541		541	
			B-737-100/200	1971		1971	
			B-737-200C	694		694	
			DC-9-30	1360		1360	
			DC-9-80	487		487	
			B-727-100	159		159	
			B-727-200	766		766	
			* C-208	140		140	
			* B-727-100	257		257	
			* B-727-200	1		1	
			F-28-4000/600	445		445	
			FOKKER 100	351		351	
			B-737-400	335		335	
			ALL TYPES	7507		7507	7689
RUTLAND							
(RUTLAND STATE)	FM—FEDERAL EXPRESS	TOTAL	* C-208	141		141	
			ALL TYPES	141		141	141
VIRGINIA							
CHARLOTTESVILLE							
(CHARLOTTESVILLE-ALBERMARLE)	US—U.S. AIR	TOTAL	F-28-4000/600	1081		1081	
			B-737-300	8		8	
			B-737-100/200	289		289	
			DC-9-30	453		453	
			DC-9-80	1		1	
			B-737-400	2		2	
			B-727-200	2		2	
			ALL TYPES	1836		1836	1879
	ZW—AIR WISCONSIN	TOTAL	SHORTS 360	869		869	
			F-27 SERIES	1000		1000	
			BAE-146-300	4		4	
			ALL TYPES	1873		1873	1939
COMMUNITY TOTAL		TOTAL	F-28-4000/600	1081		1081	
			B-737-300	8		8	
			B-737-100/200	289		289	
			DC-9-30	453		453	

NOTE * = All Cargo Services

TABLE 7—Continued
Aircraft Departures Scheduled and Aircraft Departures Performed, By Community, By Air Carrier, And By Aircraft Type
12 Months Ended December 31, 1990

STATE OR U.S. AREA / COMMUNITY (AIRPORT NAME)	CARRIER	OPERATION	TYPE OF AIRCRAFT	TOTAL DEPARTURES PERFORMED			DEPARTURES SCHEDULED
				SCHEDULED SERVICE	NON SCHEDULED SERVICE	ALL SERVICE	
VIRGINIA—Continued							
CHARLOTTESVILLE—Continued							
(CHARLOTTESVILLE-ALBERMARLE)—Continued							
COMMUNITY TOTAL—Continued							
			DC-9-80	1		1	
			B-737-400	2		2	
			B-727-200	2		2	
			SHORTS 360	869		869	
			F-27 SERIES	1000		1000	
			BAE-146-300	4		4	
			ALL TYPES	3709		3709	3818
LYNCHBURG							
(LYNCHBURG MUN/PRESTON GLEN FLD)	OE—WESTAIR AIRLINES	TOTAL	EMBRAER 120	175		175	
			JETSTREAM 31	1300		1300	
			ALL TYPES	1475		1475	1507
	US—U.S. AIR	TOTAL	F-28-4000/600	294		294	
			B-737-100/200	320		320	
			B-737-400	1		1	
			B-737-300	1		1	
			DC-9-30	65		65	
			B-727-200	33		33	
			ALL TYPES	714		714	741
COMMUNITY TOTAL		TOTAL	EMBRAER 120	175		175	
			JETSTREAM 31	1300		1300	
			F-28-4000/600	294		294	
			B-737-100/200	320		320	
			B-737-400	1		1	
			B-737-300	1		1	
			DC-9-30	65		65	
			B-727-200	33		33	
			ALL TYPES	2189		2189	2248
NEWPORT NEWS/WILLIAMSBURG							
(NEWPORT NEWS/WILLIAMSBURG INTL)	OE—WESTAIR AIRLINES	TOTAL	EMBRAER 120	2		2	
			JETSTREAM 31	1484		1484	
			ALL TYPES	1486		1486	1547
	US—U.S AIR	TOTAL	FOKKER 100	161		161	
			B-737-300	2		2	
			B-737-100/200	52		52	
			DC-9-30	835		835	
			B-727-200	2		2	
			B-737-400	1		1	
			DC-9-80	2		2	
			ALL TYPES	1055		1055	1082
AIRPORT TOTAL		TOTAL	EMBRAER 120	2		2	
			JETSTREAM 31	1484		1484	
			FOKKER 100	161		161	
			B-737-300	2		2	
			B 737-100/200	52		52	
			DC-9-30	835		835	
			B-727-200	2		2	
			B-737-400	1		1	
			DC-9-80	2		2	
			ALL TYPES	2541		2541	2629
(LANGLEY AFB)	VK—ZANTOP INTL AIR LINES	TOTAL	* L-188A/C		4	4	
			ALL TYPES		4	4	4
COMMUNITY TOTAL BY CARRIER	OE—WESTAIR AIRLINES	TOTAL	EMBRAER 120	2		2	

NOTE * = All Cargo Services

TABLE 7—Continued
Aircraft Departures Scheduled and Aircraft Departures Performed, By Community, By Air Carrier, And By Aircraft Type
12 Months Ended December 31, 1990

STATE OR U.S. AREA / COMMUNITY (AIRPORT NAME)	CARRIER	OPERATION	TYPE OF AIRCRAFT	TOTAL DEPARTURES PERFORMED			DEPARTURES SCHEDULED
				SCHEDULED SERVICE	NON SCHEDULED SERVICE	ALL SERVICE	
VIRGINIA—Continued							
NEWPORT NEWS/WILLIAMSBURG—Continued							
(LANGLEY AFB)—Continued							
COMMUNITY TOTAL BY CARRIER—Continued							
			JETSTREAM 31	1484		1484	
			ALL TYPES	1486		1486	1547
	US—U.S. AIR	TOTAL	FOKKER 100	161		161	
			B-737-400	1		1	
			B-737-300	2		2	
			B-737-100/200	52		52	
			DC-9-30	835		835	
			DC-9-80	2		2	
			B-727-200	2		2	
			ALL TYPES	1055		1055	1082
	VK—ZANTOP INTL AIRLINES	TOTAL	* L-188A/C		4	4	
			ALL TYPES		4	4	4
COMMUNITY TOTAL		TOTAL	EMBRAER 120	2		2	
			JETSTREAM 31	1484		1484	
			FOKKER 100	161		161	
			B-737-300	2		2	
			B-737-100/200	52		52	
			DC-9-30	835		835	
			B-727-200	2		2	
			B-737-400	1		1	
			DC-9-80	2		2	
			* L-188A/C		4	4	
			ALL TYPES	2541	4	2545	2633
NORFOLK/VA BCH/PTSMTH/ CHESAPKE (NORFOLK REGIONAL)	AA—AMERICAN AIRLINES	TOTAL	DC-9-80	1463		1463	
			B-727-100	573		573	
			B-727-200	291		291	
			ALL TYPES	2327		2327	2377
	CO—CONTINENTAL	TOTAL	B-727-200	40	3	43	
			B-737-300	7		7	
			B-737-100/200	704		704	
			B-737-200C	501		501	
			DC-9-30	40		40	
			DC-9-80	7		7	
			B-727-100	58		58	
			ALL TYPES	1357	3	1360	1378
	DL—DELTA AIR LINES	TOTAL	B-737-100/200	971		971	
			DC-9-30	627		627	
			DC-9-80	1189		1189	
			B-727-200	468		468	
			B-757-200	1		1	
			B-767-200		2	2	
			ALL TYPES	3256	2	3258	3273
	EA—EASTERN AIR LINES	TOTAL	B-757-200	3		3	
			DC-9-30	1157		1157	
			DC-9-50	547		547	
			B-727-200	13		13	
			ALL TYPES	1720		1720	1712
	FM—FEDERAL EXPRESS	TOTAL	* B-727-100	32		32	
			* B-727-200	288	2	290	
			ALL TYPES	320	2	322	320
	NW—NORTHWEST AIRLINES	TOTAL	DC-9-10	1053		1053	
			DC-9-30	282		282	
			DC-9-50	39		39	

NOTE * = All Cargo Services

TABLE 7—Continued
Aircraft Departures Scheduled and Aircraft Departures Performed, By Community, By Air Carrier, And By Aircraft Type
12 Months Ended December 31, 1990

STATE OR U.S. AREA COMMUNITY (AIRPORT NAME)	CARRIER	OPERATION	TYPE OF AIRCRAFT	TOTAL DEPARTURES PERFORMED			DEPARTURES SCHEDULED
				SCHEDULED SERVICE	NON SCHEDULED SERVICE	ALL SERVICE	
VIRGINIA—Continued							
NORFOLK/VA BCH/PTSMTH/ CHESAPKE—Continued							
(NORFOLK REGIONAL)—Continued							
			DC-9-40	3		3	
			ALL TYPES	1377		1377	1388
	PA—PAN AMERICAN	TOTAL	B-727-200	4	1	5	
			A-300-X4	2		2	
			ALL TYPES	6	1	7	1
	TW—TRANS WORLD AIR	TOTAL	DC-9-10	7		7	
			DC-9-30	714		714	
			DC-9-40	46		46	
			DC-9-80	63		63	
			B-727-100	198		198	
			B-727-200	13		13	
			ALL TYPES	1041		1041	1052
	UA—UNITED AIR LINES	TOTAL	B-737-300	506		506	
			B-737-100/200	773		773	
			B-727-100	409		409	
			B-727-200	808	1	809	
			ALL TYPES	2496	1	2497	2546
	US—U.S. AIR	TOTAL	F-28-4000/600	2302		2302	
			FOKKER 100	585		585	
			B-737-400	406		406	
			B-737-300	1295		1295	
			B-737-100/200	2842		2842	
			DC-9-30	3742	1	3743	
			DC-9-80	225		225	
			B-727-200	1178		1178	
			ALL TYPES	12575	1	12576	12767
	VK—ZANTOP INTL AIRLINES	TOTAL	* CV-640		10	10	
			ALL TYPES		10	10	10
AIRPORT TOTAL		TOTAL	DC-9-80	2947		2947	
			B-727-100	1238		1238	
			B-727-200	2815	5	2820	
			B-737-300	1808		1808	
			B-737-100/200	5290		5290	
			B-737-200C	501		501	
			DC-9-30	6562	1	6563	
			B-757-200	4		4	
			B-767-200		2	2	
			DC-9-50	586		586	
			* B-727-100	32		32	
			* B-727-200	288	2	290	
			DC-9-10	1060		1060	
			DC-9-40	49		49	
			A-300-X4	2		2	
			F-28-4000/600	2302		2302	
			FOKKER 100	585		585	
			B-737-400	406		406	
			* CV-640		10	10	
			ALL TYPES	26475	20	26495	26824
(CHAMBERS NAS)	SA—SOUTHERN AIR TRANSPORT	TOTAL	* L-100-30		16	16	
			* B-707-300C	2	11	13	
			* DC-8-71		1	1	
			ALL TYPES	2	28	30	
COMMUNITY TOTAL BY CARRIER	AA—AMERICAN AIRLINES	TOTAL	DC-9-80	1463		1463	
			B-727-100	573		573	
			B-727-200	291		291	
			ALL TYPES	2327		2327	2377
	CO—CONTINENTAL	TOTAL	B-737-300	7		7	
			B-737-100/200	704		704	

NOTE * = All Cargo Services

TABLE 7—Continued
Aircraft Departures Scheduled and Aircraft Departures Performed, By Community, By Air Carrier, And By Aircraft Type
12 Months Ended December 31, 1990

STATE OR U.S. AREA / COMMUNITY (AIRPORT NAME)	CARRIER	OPERATION	TYPE OF AIRCRAFT	TOTAL DEPARTURES PERFORMED			DEPARTURES SCHEDULED
				SCHEDULED SERVICE	NON SCHEDULED SERVICE	ALL SERVICE	
VIRGINIA—Continued							
NORFOLK/VA BCH/PTSMTH/ CHESAPKE—Continued							
(CHAMBERS NAS)—Continued							
COMMUNITY TOTAL BY CARRIER—Continued							
			B-737-200C	501		501	
			DC-9-30	40		40	
			DC-9-80	7		7	
			B-727-100	58		58	
			B-727-200	40	3	43	
			ALL TYPES	1357	3	1360	1378
	DL—DELTA AIR LINES	TOTAL	B-737-100/200	971		971	
			B-757-200	1		1	
			B-767-200		2	2	
			DC-9-30	627		627	
			DC-9-80	1189		1189	
			B-727-200	468		468	
			ALL TYPES	3256	2	3258	3273
	EA—EASTERN AIR LINES	TOTAL	B-757-200	3		3	
			DC-9-30	1157		1157	
			DC-9-50	547		547	
			B-727-200	13		13	
			ALL TYPES	1720		1720	1712
	FM—FEDERAL EXPRESS	TOTAL	* B-727-100	32		32	
			* B-727-200	288	2	290	
			ALL TYPES	320	2	322	320
	NW—NORTHWEST AIRLINES	TOTAL	DC-9-10	1053		1053	
			DC-9-30	282		282	
			DC-9-40	3		3	
			DC-9-50	39		39	
			ALL TYPES	1377		1377	1388
	PA—PAN AMERICAN	TOTAL	A-300-X4	2		2	
			B-727-200	4	1	5	
			ALL TYPES	6	1	7	1
	SA—SOUTHERN AIR TRANSPORT	TOTAL	* L-100-30		16	16	
			* B-707-300C	2	11	13	
			* DC-8-71		1	1	
			ALL TYPES	2	28	30	
	TW—TRANS WORLD AIR	TOTAL	DC-9-10	7		7	
			DC-9-30	714		714	
			DC-9-40	46		46	
			DC-9-80	63		63	
			B-727-100	198		198	
			B-727-200	13		13	
			ALL TYPES	1041		1041	1052
	UA—UNITED AIR LINES	TOTAL	B-737-300	506		506	
			B-737-100/200	773		773	
			B-727-100	409		409	
			B-727-200	808	1	809	
			ALL TYPES	2496	1	2497	2546
	US—U.S. AIR	TOTAL	F-28-4000/600	2302		2302	
			FOKKER 100	585		585	
			B-737-400	406		406	
			B-737-300	1295		1295	
			B-737-100/200	2842		2842	
			DC-9-30	3742	1	3743	
			DC-9-80	225		225	
			B-727-200	1178		1178	
			ALL TYPES	12575	1	12576	12767
	VK—ZANTOP INTL AIRLINES	TOTAL	* CV-640		10	10	
			ALL TYPES		10	10	10

NOTE * = All Cargo Services

TABLE 7—Continued
Aircraft Departures Scheduled and Aircraft Departures Performed, By Community, By Air Carrier, And By Aircraft Type
12 Months Ended December 31, 1990

STATE OR U.S. AREA COMMUNITY (AIRPORT NAME)	CARRIER	OPERATION	TYPE OF AIRCRAFT	TOTAL DEPARTURES PERFORMED			DEPARTURES SCHEDULED
				SCHEDULED SERVICE	NON SCHEDULED SERVICE	ALL SERVICE	
VIRGINIA—Continued							
NORFOLK/VA BCH/PTSMTH/ CHESAPKE—Continued							
(CHAMBERS NAS)—Continued							
COMMUNITY TOTAL		TOTAL	DC-9-80	2947		2947	
			B-727-100	1238		1238	
			B-727-200	2815	5	2820	
			B-737-300	1808		1808	
			B-737-100/200	5290		5290	
			B-737-200C	501		501	
			DC-9-30	6562	1	6563	
			B-757-200	4		4	
			B-767-200		2	2	
			DC-9-50	586		586	
			* B-727-100	32		32	
			* B-727-200	288	2	290	
			DC-9-10	1060		1060	
			DC-9-40	49		49	
			A-300-X4	2		2	
			F-28-4000/600	2302		2302	
			FOKKER 100	585		585	
			B-737-400	406		406	
			* CV-640		10	10	
			* L-100-30		16	16	
			* B-707-300C	2	11	13	
			* DC-8-71		1	1	
			ALL TYPES	26477	48	26525	26824
RICHMOND							
(RICHARD E BYRD FLYING FIELD)	AA—AMERICAN AIRLINES	TOTAL	DC-9-80	1077		1077	
			B-727-100	1		1	
			B-727-200	8		8	
			ALL TYPES	1086		1086	1102
	DL—DELTA AIR LINES	TOTAL	B-737-100/200	10	2	12	
			B-757-200	3	1	4	
			DC-9-30	669	1	670	
			DC-9-80	1797		1797	
			B-727-200	368	1	369	
			L-1011/100/20		2	2	
			ALL TYPES	2847	7	2854	2852
	EA—EASTERN AIR LINES	TOTAL	B-757-200	7		7	
			DC-9-30	1255		1255	
			DC-9-50	449		449	
			B-727-200	20		20	
			L-1011/100/20		8	8	
			ALL TYPES	1731	8	1739	1703
	FM—FEDERAL EXPRESS	TOTAL	* BEECH 18	2		2	
			* C-208	486		486	
			* B-727-100	313		313	
			* B-727-200	40		40	
			ALL TYPES	841		841	841
	KW—PACIFIC INTERSTATE	TOTAL	B-737-100/200	11		11	
			B-727-100	5		5	
			ALL TYPES	16		16	17
	UA—UNITED AIR LINES	TOTAL	B-737-300	407		407	
			B-727-100	55		55	
			B-727-200	557		557	
			B-737-100/200	68		68	
			DC-8-71	1		1	
			ALL TYPES	1088		1088	1087
	US—U S AIR	TOTAL	F-28-4000/600	3584		3584	
			FOKKER 100	708		708	
			B-737-400	642		642	
			B-737-300	593		593	

NOTE * = All Cargo Services

TABLE 7--Continued
Aircraft Departures Scheduled and Aircraft Departures Performed, By Community, By Air Carrier, And By Aircraft Type
12 Months Ended December 31, 1990

STATE OR U.S. AREA COMMUNITY (AIRPORT NAME)	CARRIER	OPERATION	TYPE OF AIRCRAFT	TOTAL DEPARTURES PERFORMED			DEPARTURES SCHEDULED
				SCHEDULED SERVICE	NON SCHEDULED SERVICE	ALL SERVICE	
VIRGINIA--Continued							
RICHMOND--Continued							
(RICHARD E BYRD FLYING FIELD)--Continued							
			B-737-100/200	1834		1834	
			DC-9-30	2738	2	2740	
			DC-9-80	94		94	
			B-727-200	224		224	
			ALL TYPES	10417	2	10419	10543
	VK--ZANTOP INTL AIRLINES	TOTAL	* CV-640		1	1	
			ALL TYPES		1	1	1
	WE--CHALLENGE AIR CARGO	TOTAL	* B-707-300C	1		1	
			ALL TYPES	1		1	1
	ZW--AIR WISCONSIN	TOTAL	SHORTS 360	1189		1189	
			BAE-146-300	595		595	
			F-27 SERIES	614		614	
			ALL TYPES	2398		2398	2505
COMMUNITY TOTAL		TOTAL	DC-9-80	2968		2968	
			B-727-100	61		61	
			B-727-200	1177	1	1178	
			B-737-100/200	1923	2	1925	
			B-757-200	10	1	11	
			DC-9-30	4662	3	4665	
			L-1011/100/20		10	10	
			DC-9-50	449		449	
			* BEECH 18	2		2	
			* C-208	486		486	
			* B-727-100	313		313	
			* B-727-200	40		40	
			B-737-300	1000		1000	
			DC-8-71	1		1	
			F-28-4000/600	3584		3584	
			FOKKER 100	708		708	
			B-737-400	642		642	
			* CV-640		1	1	
			* B-707-300C	1		1	
			SHORTS 360	1189		1189	
			BAE-146-300	595		595	
			F-27 SERIES	614		614	
			ALL TYPES	20425	18	20443	20652
ROANOKE							
(ROANOKE MUNI)	EA--EASTERN AIR LINES	TOTAL	DC-9-30	322		322	
			DC-9-50	12	4	16	
			B-727-200		4	4	
			ALL TYPES	334	8	342	345
	FM--FEDERAL EXPRESS	TOTAL	* BEECH 18	2		2	
			* C-208	2		2	
			ALL TYPES	4		4	4
	US--U.S. AIR	TOTAL	F-28-4000/600	1267		1267	
			FOKKER 100	74		74	
			B-737-400	95		95	
			B-737-300	125		125	
			B-737-100/200	1807		1807	
			DC-9-30	376		376	
			B-727-200	380		380	
			DC-9-80	1		1	
			ALL TYPES	4125		4125	4197
	VK--ZANTOP INTL AIRLINES	TOTAL	* L-188A/C		1	1	
			ALL TYPES		1	1	1
	ZW--AIR WISCONSIN	TOTAL	SHORTS 360	719		719	
			BAE-146-300	1770		1770	
			F-27 SERIES	182		182	

NOTE * = All Cargo Services

TABLE 7—Continued
Aircraft Departures Scheduled and Aircraft Departures Performed, By Community, By Air Carrier, And By Aircraft Type
12 Months Ended December 31, 1990

STATE OR U.S. AREA / COMMUNITY / (AIRPORT NAME)	CARRIER	OPERATION	TYPE OF AIRCRAFT	TOTAL DEPARTURES PERFORMED			DEPARTURES SCHEDULED
				SCHEDULED SERVICE	NON SCHEDULED SERVICE	ALL SERVICE	
VIRGINIA—Continued							
ROANOKE—Continued							
(ROANOKE MUNI)—Continued							
			ALL TYPES	2671		2671	2600
COMMUNITY TOTAL		TOTAL	DC-9-30	698		698	
			DC-9-50	12	4	16	
			B-727-200	380	4	384	
			* BEECH 18	2		2	
			* C-208	2		2	
			F-28-4000/600	1267		1267	
			FOKKER 100	74		74	
			B-737-400	95		95	
			B-737-300	125		125	
			B-737-100/200	1607		1607	
			DC-9-80	1		1	
			* L-188A/C		1	1	
			SHORTS 360	719		719	
			BAE-146-300	1770		1770	
			F-27 SERIES	182		182	
			ALL TYPES	7134	9	7143	7347
STAUNTON							
(SHENANDOAH VALLEY)	OE—WESTAIR AIRLINES	TOTAL	JETSTREAM 31	690		690	
			ALL TYPES	690		690	711
WASHINGTON							
OMAK							
(OMAK)	FM—FEDERAL EXPRESS	TOTAL	* C-208	251		251	
			ALL TYPES	251		251	251
BELLINGHAM							
(BELLINGHAM MUNI)	AS—ALASKA AIRLINES	TOTAL	DC-9-80	864		864	
			ALL TYPES	864		864	897
	FM—FEDERAL EXPRESS	TOTAL	* C-208	525		525	
			ALL TYPES	525		525	525
	QX—HORIZON AIR	TOTAL	SWEAR-METRO I	1781		1781	
			DHC-8	201		201	
			ALL TYPES	1982		1982	2064
	US—U.S. AIR	TOTAL	B-737-400	63		63	
			B-737-200	982		982	
			BAE-146-200	2		2	
			ALL TYPES	1047		1047	1062
COMMUNITY TOTAL		TOTAL	DC-9-80	864		864	
			* C-208	525		525	
			SWEAR-METRO I	1781		1781	
			DHC-8	201		201	
			B-737-400	63		63	
			B-737-300	982		982	
			BAE-146-200	2		2	
			ALL TYPES	4418		4418	4568
BLAINE							
(BLAINE MUNICIPAL)	FM—FEDERAL EXPRESS	TOTAL	* C-208	2		2	
			ALL TYPES	2		2	2
BREMERTON							
(KITSAP COUNTY)	FM—FEDERAL EXPRESS	TOTAL	* C-208	333		333	
			ALL TYPES	333		333	333
EASTSOUND							
(ORCAS ISLAND ARPT)	FM—FEDERAL EXPRESS	TOTAL	* C-208	486		486	
			ALL TYPES	486		486	486
EVERETT							
(SNOHOMISH COUNTY/PAINE COUNTY)	AA—AMERICAN AIRLINES	TOTAL	B-727-200	1		1	

NOTE * = All Cargo Services

TABLE 7—Continued
Aircraft Departures Scheduled and Aircraft Departures Performed, By Community, By Air Carrier, And By Aircraft Type
12 Months Ended December 31, 1990

STATE OR U.S. AREA COMMUNITY (AIRPORT NAME)	CARRIER	OPERATION	TYPE OF AIRCRAFT	TOTAL DEPARTURES PERFORMED			DEPARTURES SCHEDULED
				SCHEDULED SERVICE	NON SCHEDULED SERVICE	ALL SERVICE	
WASHINGTON—Continued							
EVERETT—Continued							
(SNOHOMISH COUNTY/PAINE COUNTY)—Continued							
			ALL TYPES	1		1	1
	AS—ALASKA AIRLINES	TOTAL	* B-737-200C	1		1	
			ALL TYPES	1		1	
	CO—CONTINENTAL	TOTAL	B-727-200	1		1	
			ALL TYPES	1		1	
	EA—EASTERN AIR LINES	TOTAL	A-300-X4	1		1	
			ALL TYPES	1		1	1
	FM—FEDERAL EXPRESS	TOTAL	* C-208	4		4	
			ALL TYPES	4		4	4
	HU—NORTHERN AIR CARGO	TOTAL	* DC-6		1	1	
			ALL TYPES		1	1	
	UA—UNITED AIR LINES	TOTAL	B-737-100/200	2		2	
			ALL TYPES	2		2	
COMMUNITY TOTAL		TOTAL	B-727-200	2		2	
			* B-737-200C	1		1	
			A-300-X4	1		1	
			* C-208	4		4	
			* DC-6		1	1	
			B-737-100/200	2		2	
			ALL TYPES	10	1	11	6
FRIDAY HARBOR							
(FRIDAY HARBOR)	FM—FEDERAL EXPRESS	TOTAL	* C-208	494		494	
			ALL TYPES	494		494	494
KENNEWICK							
(VISTA FIELD)	FM—FEDERAL EXPRESS	TOTAL	* C-208	2		2	
			ALL TYPES	2		2	2
LOPEZ ISLAND							
(LOPEZ ISLAND)	FM—FEDERAL EXPRESS	TOTAL	* C-208	185		185	
			ALL TYPES	185		185	185
MOSES LAKE							
(GRANT COUNTY)	CO—CONTINENTAL	TOTAL	B-747-200	1		1	
			ALL TYPES	1		1	
	FM—FEDERAL EXPRESS	TOTAL	* C-208	396		396	
			ALL TYPES	396		396	396
	NW—NORTHWEST AIRLINES	TOTAL	B-747	8		8	
			* B-747F	1		1	
			B-757-200	1		1	
			B-727-200	3		3	
			ALL TYPES	13		13	
	QX—HORIZON AIR	TOTAL	SWEAR-METRO I	1210		1210	
			ALL TYPES	1210		1210	1248
	UA—UNITED AIR LINES	TOTAL	B-737-300	4		4	
			B-747SP	3		3	
			B-737-100/200	1		1	
			DC-8-71	1		1	
			ALL TYPES	9		9	
COMMUNITY TOTAL		TOTAL	B-747-200	1		1	
			* C-208	396		396	
			B-747	8		8	
			* B-747F	1		1	
			B-757-200	1		1	
			B-727-200	3		3	
			SWEAR-METRO I	1210		1210	
			B-737-300	4		4	
			B-747SP	3		3	

NOTE * = All Cargo Services

TABLE 7—Continued
Aircraft Departures Scheduled and Aircraft Departures Performed, By Community, By Air Carrier, And By Aircraft Type
12 Months Ended December 31, 1990

STATE OR U.S. AREA COMMUNITY (AIRPORT NAME)	CARRIER	OPERATION	TYPE OF AIRCRAFT	TOTAL DEPARTURES PERFORMED			DEPARTURES SCHEDULED
				SCHEDULED SERVICE	NON SCHEDULED SERVICE	ALL SERVICE	
WASHINGTON—Continued							
MOSES LAKE—Continued							
(GRANT COUNTY)—Continued							
COMMUNITY TOTAL—Continued							
			B-737-100/200	1		1	
			DC-8-71	1		1	
			ALL TYPES	1629		1629	1644
MOUNT VERNON							
(SKAGIT REGIONAL/BAY VIEW)	FM—FEDERAL EXPRESS	TOTAL	* C-208	5		5	
			ALL TYPES	5		5	5
OAK HARBOR							
(OAK HARBOR AIRPARK)	FM—FEDERAL EXPRESS	TOTAL	* C-208	4		4	
			ALL TYPES	4		4	4
PASCO/KENNEWICK/RICHLAND							
(TRI-CITIES)	DL—DELTA AIR LINES	TOTAL	B-737-100/200	426		426	
			B-727-200	667		667	
			ALL TYPES	1093		1093	1092
	FM—FEDERAL EXPRESS	TOTAL	* BEECH 18	1		1	-
			* C-208	682		682	
			* B-727-100	1		1	
			ALL TYPES	684		684	684
	QX—HORIZON AIR	TOTAL	SWEAR-METRO I	4502		4502	
			DHC-8	3186		3186	
			ALL TYPES	7688		7688	8003
COMMUNITY TOTAL		TOTAL	B-737-100/200	426		426	
			B-727-200	667		667	
			* BEECH 18	1		1	
			* C-208	682		682	
			* B-727-100	1		1	
			SWEAR-METRO I	4502		4502	
			DHC-8	3186		3186	
			ALL TYPES	9465		9465	9779
PORT ANGELES							
(WILLIAM R FAIRCHILD INTL)	FM—FEDERAL EXPRESS	TOTAL	* C-208	261		261	
			ALL TYPES	261		261	261
	HU—NORTHERN AIR CARGO	TOTAL	* DC-6		2	2	
			ALL TYPES		2	2	
	QX—HORIZON AIR	TOTAL	SWEAR-METRO I	3710		3710	
			DHC-8	585		585	
			ALL TYPES	4295		4295	4408
COMMUNITY TOTAL		TOTAL	* C-208	261		261	
			* DC-6		2	2	
			SWEAR-METRO I	3710		3710	
			DHC-8	585		585	
			ALL TYPES	4556	2	4558	4669
PULLMAN/MOSCOW							
(PULLMAN-MOSCOW REGIONAL)	FM—FEDERAL EXPRESS	TOTAL	* C-208	1		1	
			ALL TYPES	1		1	1
	QX—HORIZON AIR	TOTAL	SWEAR-METRO I	3773		3773	
			DHC-8	1497		1497	
			F-28-4000/600	5		5	
			ALL TYPES	5275		5275	5678
COMMUNITY TOTAL		TOTAL	* C-208	1		1	
			SWEAR-METRO I	3773		3773	
			DHC-8	1497		1497	
			F-28-4000/600	5		5	

NOTE * – All Cargo Services

TABLE 7—Continued
Aircraft Departures Scheduled and Aircraft Departures Performed, By Community, By Air Carrier, And By Aircraft Type
12 Months Ended December 31, 1990

STATE OR U.S. AREA / COMMUNITY (AIRPORT NAME)	CARRIER	OPERATION	TYPE OF AIRCRAFT	TOTAL DEPARTURES PERFORMED			DEPARTURES SCHEDULED
				SCHEDULED SERVICE	NON SCHEDULED SERVICE	ALL SERVICE	
WASHINGTON—Continued							
PULLMAN/MOSCOW—Continued							
(PULLMAN-MOSCOW REGIONAL)—Continued							
COMMUNITY TOTAL—Continued							
			ALL TYPES	5276		5276	5679
SEATTLE/TACOMA							
(BOEING FIELD INTL.)	AA—AMERICAN AIRLINES	TOTAL	DC-9-80	1		1	
			B-727-200	2		2	
			B-737-100/200	1		1	
			ALL TYPES	4		4	4
	AS—ALASKA AIRLINES	TOTAL	DC-9-80	10	2	12	
			B-727-200	13	2	15	
			B-737-200C	1		1	
			* B-737-200C	1		1	
			B-727-100	1		1	
			ALL TYPES	26	4	30	
	CO—CONTINENTAL	TOTAL	B-737-300	1		1	
			ALL TYPES	1		1	
	JH—AMERIJET INTERNATIONAL	TOTAL	* B-727-100	2		2	
			ALL TYPES	2		2	2
	NW—NORTHWEST AIRLINES	TOTAL	B-727-100	1		1	
			B-757-200	4		4	
			B-747	1		1	
			ALL TYPES	6		6	4
AIRPORT TOTAL		TOTAL	DC-9-80	11	2	13	
			B-727-200	15	2	17	
			B-737-100/200	1		1	
			B-737-200C	1		1	
			* B-737-200C	1		1	
			B-727-100	2		2	
			B-737-300	1		1	
			* B-727-100	2		2	
			B-757-200	4		4	
			B-747	1		1	
			ALL TYPES	39	4	43	10
(SEATTLE-TACOMA INTERNATIONAL)	AA—AMERICAN AIRLINES	TOTAL	B-737-300	577		577	
			B-737-100/200	1084		1084	
			DC-9-80	3578		3578	
			B-727-100	22		22	
			B-727-200	1248		1248	
			DC-10-10	220		220	
			B-747SP	1		1	
			ALL TYPES	6730		6730	6851
	AS—ALASKA AIRLINES	TOTAL	B-737-200C	1962	71	2033	
			* B-737-200C	726		726	
			DC-9-80	10102	41	10143	
			B-727-100	410	1	411	
			* B-727-100	1		1	
			B-727-200	11840	109	11949	
			* B-727-200	6		6	
			ALL TYPES	25047	222	25269	25428
	CO—CONTINENTAL	TOTAL	B-747	67		67	
			B-747-200	350		350	
			DC-10-30	25		25	
			B-737-300	1302	150	1452	
			DC-9-30	1		1	
			DC-9-80	1723	6	1729	
			A-300-X4	640	4	64·	
			B-727-100	16		16	

NOTE: * = All Cargo Services

TABLE 7—Continued
Aircraft Departures Scheduled and Aircraft Departures Performed, By Community, By Air Carrier, And By Aircraft Type
12 Months Ended December 31, 1990

STATE OR U.S. AREA COMMUNITY (AIRPORT NAME)	CARRIER	OPERATION	TYPE OF AIRCRAFT	TOTAL DEPARTURES PERFORMED			DEPARTURES SCHEDULED
				SCHEDULED SERVICE	NON SCHEDULED SERVICE	ALL SERVICE	
WASHINGTON—Continued							
SEATTLE/TACOMA—Continued							
(SEATTLE-TACOMA INTERNATIONAL)—Continued							
			B-727-200	306	17	323	
			DC-10-10	4		4	
			ALL TYPES	4434	177	4611	4523
	DL—DELTA AIR LINES	TOTAL	B-737-300	48		48	
			B-737-100/200	124		124	
			B-757-200	2315	1	2316	
			B-767-200	181		181	
			B-767-300	641		641	
			B-727-200	5256	3	5259	
			L-1011/100/20	431	1	432	
			ALL TYPES	8996	5	9001	9092
	EA—EASTERN AIR LINES	TOTAL	A-300-X4	1379		1379	
			B-757-200	100		100	
			L-1011/100/20	1		1	
			ALL TYPES	1480		1480	1555
	FM—FEDERAL EXPRESS	TOTAL	* C-208	547		547	
			* B-727-100	222		222	
			* B-727-200	823		823	
			* B-747	9	3	12	
			* B-747-200	10	23	33	
			* DC-8-73F	3		3	
			* DC-10-10	1		1	
			B-747-200		2	2	
			ALL TYPES	1615	28	1643	1615
	HA—HAWAIIAN AIRLINES	TOTAL	L-1011/100/20	319		319	
			DC-8-62	18	22	40	
			ALL TYPES	337	22	359	365
	HP—AMERICAN WEST	TOTAL	B-737-300	1432	40	1472	
			B-737-100/200	898	3	901	
			B-757-200		2	2	
			ALL TYPES	2330	45	2375	2342
	HU—NORTHERN AIR CARGO	TOTAL	* DC-8		39	39	
			ALL TYPES		39	39	1
	JH—AMERIJET INTERNATIONAL	TOTAL	* B-727-100	415	143	558	
			ALL TYPES	415	143	558	514
	NW—NORTHWEST AIRLINES	TOTAL	B-757-200	2051		2051	
			DC-9-30	1288		1288	
			DC-9-80	833		833	
			A-320-200	386		386	
			B-727-100	418		418	
			B-727-200	1750	2	1752	
			DC-10-40	866		866	
			B-747	1374		1374	
			* B-747F	214	2	216	
			DC-9-40	4		4	
			B-747-400	11		11	
			ALL TYPES	9195	4	9199	9336
	PA—PAN AMERICAN	TOTAL	B-747	218		218	
			B-747-200	77		77	
			ALL TYPES	295		295	288
	QX—HORIZON AIR	TOTAL	SWEAR-METRO I	17232		17232	
			DHC-8	12838	1	12839	
			F-28-4000/600	2292	20	2312	
			ALL TYPES	32362	21	32383	33868
	TW—TRANS WORLD AIR	TOTAL	DC-9-80	1517	15	1532	
			L-1011/100/20	783		783	

NOTE * = All Cargo Services

TABLE 7—Continued
Aircraft Departures Scheduled and Aircraft Departures Performed, By Community, By Air Carrier, And By Aircraft Type
12 Months Ended December 31, 1980

STATE OR U.S. AREA / COMMUNITY (AIRPORT NAME)	CARRIER	OPERATION	TYPE OF AIRCRAFT	TOTAL DEPARTURES PERFORMED			DEPARTURES SCHEDULED
				SCHEDULED SERVICE	NON SCHEDULED SERVICE	ALL SERVICE	
WASHINGTON—Continued							
SEATTLE/TACOMA—Continued							
(SEATTLE-TACOMA INTERNATIONAL)—Continued							
			B-767-200	26		26	
			B-727-100		1	1	
			B-727-200	3	2	5	
			B-747	6		6	
			ALL TYPES	2337	18	2355	2358
	UA—UNITED AIR LINES	TOTAL	B-737-300	3695	1	3696	
			B-737-100/200	3366		3366	
			B-767-200	616	1	617	
			B-727-100	1539	1	1540	
			B-727-200	5636	2	5638	
			DC-10-10	2659		2659	
			DC-10-30	11		11	
			B-747SP	414		414	
			DC-8-71	1234	1	1235	
			B-757-200	301		301	
			B-747	9	3	12	
			B-747-200	1		1	
			ALL TYPES	19481	9	19490	19857
	US—U.S AIR	TOTAL	B-737-400	569		569	
			B-737-300	5850	3	5853	
			BAE-146-200	10		10	
			ALL TYPES	6429	3	6432	6520
	VK—ZANTOP INTL AIRLINES	TOTAL	* L-188A/C		1	1	
			ALL TYPES		1	1	1
	9R—ROSENBALM AVATION	TOTAL	* DC-8-63F	2		2	
			* DC-8-73F	2	2	4	
			ALL TYPES	4	2	6	4
AIRPORT TOTAL		TOTAL	B-737-300	12904	194	13098	
			B-737-100/200	5472	3	5475	
			DC-9-80	17753	62	17815	
			B-727-100	2405	3	2408	
			B-727-200	26039	135	26174	
			DC-10-10	2883		2883	
			B-747SP	415		415	
			B-737-200C	1962	71	2033	
			* B-737-200C	726		726	
			* B-727-100	638	143	781	
			* B-727-200	829		829	
			B-747	1674	3	1677	
			B-747-200	428	2	430	
			DC-10-30	36		36	
			DC-9-30	1289		1289	
			A-300-X4	2019	4	2023	
			B-757-200	4767	3	4770	
			B-767-200	825	1	826	
			B-767-300	641		641	
			L-1011/100/20	1534	1	1535	
			* C-208	547		547	
			* B-747	9	3	12	
			* B-747-200	10	23	33	
			* DC-8-73F	5	2	7	
			* DC-10-10	1		1	
			DC-8-62	18	22	40	
			* DC-6		39	39	
			A-320-200	386		386	
			DC-10-40	866		866	
			* B-747F	214	2	216	
			DC-9-40	4		4	
			B-747-400	11		11	

NOTE * = All Cargo Services

TABLE 7—Continued
Aircraft Departures Scheduled and Aircraft Departures Performed, By Community, By Air Carrier, And By Aircraft Type
12 Months Ended December 31, 1990

STATE OR U.S. AREA COMMUNITY (AIRPORT NAME)	CARRIER	OPERATION	TYPE OF AIRCRAFT	TOTAL DEPARTURES PERFORMED			DEPARTURES SCHEDULED
				SCHEDULED SERVICE	NON SCHEDULED SERVICE	ALL SERVICE	
WASHINGTON—Continued							
SEATTLE/TACOMA—Continued							
(SEATTLE-TACOMA INTERNATIONAL)—Continued							
AIRPORT TOTAL—Continued							
			SWEARINGEN METRO I	17232		17232	
			DHC-8	12638	1	12639	
			F-28-4000/6000	2292	20	2312	
			DC-8-71	1234	1	1235	
			B-737-400	569		569	
			BAE-146-200	10		10	
			* L-188A/C		1	1	
			* DC-8-63F	2		2	
			ALL TYPES	121487	739	122226	124518
COMMUNITY TOTAL BY CARRIER	AA—AMERICAN AIRLINES	TOTAL	B-737-300	577		577	
			B-737-100/200	1085		1085	
			DC-9-80	3579		3579	
			B-727-100	22		22	
			B-727-200	1250		1250	
			DC-10-10	220		220	
			B-747SP	1		1	
			ALL TYPES	6734		6734	6855
	AS—ALASKA AIRLINES	TOTAL	B-737-200C	1963	71	2034	
			* B-737-200C	727		727	
			DC-9-80	10112	43	10155	
			B-727-100	411	1	412	
			* B-727-100	1		1	
			B-727-200	11853	111	11964	
			* B-727-200	6		6	
			ALL TYPES	25073	226	25299	25428
	CO—CONTINENTAL	TOTAL	B-737-300	1303	150	1453	
			DC-9-30	1		1	
			DC-9-80	1723	6	1729	
			A-300-X4	640	4	644	
			B-727-100	16		16	
			B-727-200	306	17	323	
			DC-10-10	4		4	
			DC-10-30	25		25	
			B-747	67		67	
			B-747-200	350		350	
			ALL TYPES	4435	177	4612	4523
	DL—DELTA AIR LINES	TOTAL	B-737-300	48		48	
			B-737-100/200	124		124	
			B-757-200	2315	1	2316	
			B-767-200	181		181	
			B-767-300	641		641	
			B-727-200	5256	3	5259	
			L-1011/100/200	431	1	432	
			ALL TYPES	8996	5	9001	9092
	EA—EASTERN AIR LINES	TOTAL	B-757-200	100		100	
			A-300-X4	1379		1379	
			L-1011/100/200	1		1	
			ALL TYPES	1480		1480	1555
	FM—FEDERAL EXPRESS	TOTAL	* C-208	547		547	
			* B-727-100	222		222	
			* B-727-200	823		823	
			* DC-10-10	1		1	
			* B-747	9	3	12	
			B-747-200		2	2	
			* B-747-200	10	23	33	
			* DC-8-73F	3		3	
			ALL TYPES	1615	28	1643	1615

NOTE * = All Cargo Services

TABLE 7—Continued
Aircraft Departures Scheduled and Aircraft Departures Performed, By Community, By Air Carrier, And By Aircraft Type
12 Months Ended December 31, 1990

STATE OR U.S. AREA COMMUNITY (AIRPORT NAME)	CARRIER	OPERATION	TYPE OF AIRCRAFT	TOTAL DEPARTURES PERFORMED			DEPARTURES SCHEDULED
				SCHEDULED SERVICE	NON SCHEDULED SERVICE	ALL SERVICE	
WASHINGTON—Continued							
SEATTLE/TACOMA—Continued							
(SEATTLE-TACOMA INTERNATIONAL)—Continued							
COMMUNITY TOTAL BY CARRIER—Continued							
	HA—HAWAIIAN AIRLINES	TOTAL	L-1011/100/20	319		319	
			DC-8-62	18	22	40	
			ALL TYPES	337	22	359	365
	HP—AMERICAN WEST	TOTAL	B-737-300	1432	40	1472	
			B-737-100/200	896	3	901	
			B-757-200		2	2	
			ALL TYPES	2330	45	2375	2342
	HU—NORTHERN AIR CARGO	TOTAL	* DC-6		39	39	
			ALL TYPES		39	39	1
	JH—AMERIJET INTERNATIONAL	TOTAL	* B-727-100	417	143	560	
			ALL TYPES	417	143	560	516
	NW—NORTHWEST AIRLINES	TOTAL	B-757-200	2055		2055	
			DC-9-30	1288		1288	
			DC-9-40	4		4	
			DC-9-80	833		833	
			A-320-200	386		386	
			B-727-100	419		419	
			B-727-200	1750	2	1752	
			DC-10-40	866		866	
			B-747	1375		1375	
			B-747-400	11		11	
			* B-747F	214	2	216	
			ALL TYPES	9201	4	9205	9340
	PA—PAN AMERICAN	TOTAL	B-747	218		218	
			B-747-200	77		77	
			ALL TYPES	295		295	288
	QX—HORIZON AIR	TOTAL	SWEAR-METRO I	17232		17232	
			DHC-8	12838	1	12839	
			F-28-4000/600	2292	20	2312	
			ALL TYPES	32362	21	32383	33868
	TW—TRANS WORLD AIR	TOTAL	B-767-200	28		28	
			DC-9-80	1517	15	1532	
			B-727-100		1	1	
			B-727-200	3	2	5	
			L-1011/100/20	783		783	
			B-747	6		6	
			ALL TYPES	2337	18	2355	2358
	UA—UNITED AIR LINES	TOTAL	B-737-300	3695	1	3696	
			B-737-100/200	3366		3366	
			B-757-200	301		301	
			B-767-200	616	1	617	
			B-727-100	1539	1	1540	
			B-727-200	5636	2	5638	
			DC-10-10	2659		2659	
			DC-10-30	11		11	
			B-747	9	3	12	
			B-747-200	1		1	
			B-747SP	414		414	
			DC-8-71	1234	1	1235	
			ALL TYPES	19481	9	19490	19857
	US—U S. AIR	TOTAL	B-737-400	569		569	
			B-737-300	5850	3	5853	
			BAE-146-200	10		10	
			ALL TYPES	6429	3	6432	6520

NOTE * = All Cargo Services

TABLE 7—Continued
Aircraft Departures Scheduled and Aircraft Departures Performed, By Community, By Air Carrier, And By Aircraft Type
12 Months Ended December 31, 1990

STATE OR U.S. AREA COMMUNITY (AIRPORT NAME)	CARRIER	OPERATION	TYPE OF AIRCRAFT	TOTAL DEPARTURES PERFORMED			DEPARTURES SCHEDULED
				SCHEDULED SERVICE	NON SCHEDULED SERVICE	ALL SERVICE	
WASHINGTON—Continued							
SEATTLE/TACOMA—Continued							
(SEATTLE-TACOMA INTERNATIONAL)—Continued							
COMMUNITY TOTAL BY CARRIER—Continued							
	VK—ZANTOP INTL AIRLINES	TOTAL	* L-188A/C		1	1	
			ALL TYPES		1	1	1
	9R—ROSENBALM AVATION	TOTAL	* DC-8-63F	2		2	
			* DC-8-73F	2	2	4	
			ALL TYPES	4	2	6	4
COMMUNITY TOTAL		TOTAL	DC-9-80	17764	64	17828	
			B-727-200	26054	137	26191	
			B-737-100/200	5473	3	5476	
			B-737-200C	1963	71	2034	
			* B-737-200C	727		727	
			B-727-100	2407	3	2410	
			B-737-300	12905	194	13099	
			* B-727-100	640	143	783	
			B-757-200	4771	3	4774	
			B-747	1675	3	1678	
			DC-10-10	2883		2883	
			B-747SP	415		415	
			* B-727-200	829		829	
			B-747-200	428	2	430	
			DC-10-30	36		36	
			DC-9-30	1289		1289	
			A-300-X4	2019	4	2023	
			B-767-200	825	1	826	
			B-767-300	641		641	
			L-1011/100/20	1534	1	1535	
			* C-208	547		547	
			* B-747	9	3	12	
			* B-747-200	10	23	33	
			* DC-8-73F	5	2	7	
			* DC-10-10	1		1	
			DC-8-62	18	22	40	
			* DC-6		39	39	
			A-320-200	386		386	
			DC-10-40	866		866	
			* B-747F	214	2	216	
			DC-9-40	4		4	
			B-747-400	11		11	
			SWEAR-METRO I	17232		17232	
			DHC-8	12838	1	12839	
			F-28-4000/600	2292	20	2312	
			DC-8-71	1234	1	1235	
			B-737-400	589		589	
			BAE-146-200	10		10	
			* L-188A/C		1	1	
			* DC-8-63F	2		2	
			ALL TYPES	121526	743	122269	124528
SPOKANE							
(SPOKANE INTERNATIONAL)	AA—AMERICAN AIRLINES	TOTAL	DC-9-80	2	2	4	
			B-727-200	1		1	
			ALL TYPES	3	2	5	3
	AS—ALASKA AIRLINES	TOTAL	B-737-200C	542		542	
			DC-9-80	1697	24	1721	
			B-727-100	7		7	
			B-727-200	193	4	197	
			* B-737-200C	1		1	
			* DC-9-80	1		1	

NOTE * = All Cargo Services

TABLE 7—Continued
Aircraft Departures Scheduled and Aircraft Departures Performed, By Community, By Air Carrier, And By Aircraft Type
12 Months Ended December 31, 1990

STATE OR U.S. AREA COMMUNITY (AIRPORT NAME)	CARRIER	OPERATION	TYPE OF AIRCRAFT	TOTAL DEPARTURES PERFORMED			DEPARTURES SCHEDULED
				SCHEDULED SERVICE	NON SCHEDULED SERVICE	ALL SERVICE	
WASHINGTON—Continued							
SPOKANE—Continued							
(SPOKANE INTERNATIONAL)—Continued							
			ALL TYPES	2441	28	2469	2462
	CO—CONTINENTAL	TOTAL	B-737-300	393		393	
			B-737-200C	60		60	
			DC-9-80	10	3	13	
			B-727-100	185		185	
			B-727-200	711	4	715	
			DC-9-10	16		16	
			DC-9-30	175		175	
			ALL TYPES	1550	7	1557	1578
	DL—DELTA AIR LINES	TOTAL	B-737-100/200	533		533	
			B-727-200	469		469	
			B-737-300	89		89	
			B-757-200		1	1	
			ALL TYPES	1091	1	1092	1091
	FM—FEDERAL EXPRESS	TOTAL	* C-208	1200		1200	
			* B-727-100	827		827	
			* B-727-200	13		13	
			* BEECH 18	1		1	
			ALL TYPES	2041		2041	2041
	HU—NORTHERN AIR CARGO	TOTAL	* DC-6		4	4	
			ALL TYPES		4	4	
	NW—NORTHWEST AIRLINES	TOTAL	B-757-200	12		12	
			DC-9-30	1500		1500	
			DC-9-50	3		3	
			B-727-100	6		6	
			B-727-200	629		629	
			DC-9-40	5		5	
			DC-9-80	204		204	
			A-320-200	10		10	
			B-747	1		1	
			ALL TYPES	2370		2370	2431
	QX—HORIZON AIR	TOTAL	SWEARINGEN METRO I	7243		7243	
			DHC-8	2810		2810	
			F-28-4000/600	1059		1059	
			ALL TYPES	11112		11112	11509
	TW—TRANS WORLD AIR	TOTAL	B-747	1		1	
			DC-9-80	3		3	
			ALL TYPES	4		4	
	UA—UNITED AIR LINES	TOTAL	B-737-300	1262		1262	
			B-737-100/200	1428		1428	
			B-727-100	526		526	
			B-727-200	1439		1439	
			B-767-200	1		1	
			DC-10-10	3		3	
			ALL TYPES	4659		4659	4722
	US—U S AIR	TOTAL	B-737-300	2		2	
			ALL TYPES	2		2	
AIRPORT TOTAL		TOTAL	DC-9-80	1916	29	1945	
			B-727-200	3442	8	3450	
			B-737-200C	602		602	
			B-727-100	724		724	
			* B-737-200C	1		1	
			* DC-9-80	1		1	
			B-737-300	1746		1746	
			DC-9-10	16		16	
			DC-9-30	1675		1675	
			B-737-100/200	1961		1961	

NOTE * = All Cargo Services

TABLE 7—Continued
Aircraft Departures Scheduled and Aircraft Departures Performed, By Community, By Air Carrier, And By Aircraft Type
12 Months Ended December 31, 1990

STATE OR U.S. AREA COMMUNITY (AIRPORT NAME)	CARRIER	OPERATION	TYPE OF AIRCRAFT	TOTAL DEPARTURES PERFORMED			DEPARTURES SCHEDULED
				SCHEDULED SERVICE	NON SCHEDULED SERVICE	ALL SERVICE	
WASHINGTON—Continued							
SPOKANE—Continued							
(SPOKANE INTERNATIONAL)—Continued							
AIRPORT TOTAL—Continued							
			B-757-200	12	1	13	
			* C-208	1200		1200	
			* B-727-100	827		827	
			* B-727-200	13		13	
			* BEECH 18	1		1	
			* DC-6		4	4	
			DC-9-50	3		3	
			DC-9-40	5		5	
			A-320-200	10		10	
			B-747	2		2	
			SWEARINGEN METRO I	7243		7243	
			DHC-8	2810		2810	
			F-28-4000/600	1059		1059	
			B-767-200	1		1	
			DC-10-10	3		3	
			ALL TYPES	25273	42	25315	25837
(FAIRCHILD AFB)	NW—NORTHWEST AIRLINES	TOTAL	B-747	1		1	
			ALL TYPES	1		1	
	VK—ZANTOP INTL AIRLINES	TOTAL	* L-188A/C		293	293	
			ALL TYPES		293	293	293
AIRPORT TOTAL		TOTAL	B-747	1		1	
			* L-188A/C		293	293	
			ALL TYPES	1	293	294	293
COMMUNITY TOTAL BY CARRIER	AA—AMERICAN AIRLINES	TOTAL	DC-9-80	2	2	4	
			B-727-200	1		1	
			ALL TYPES	3	2	5	3
	AS—ALASKA AIRLINES	TOTAL	B-737-200C	542		542	
			* B-737-200C	1		1	
			DC-9-80	1697	24	1721	
			* DC-9-80	1		1	
			B-727-100	7		7	
			B-727-200	193	4	197	
			ALL TYPES	2441	28	2469	2462
	CO—CONTINENTAL	TOTAL	B-737-300	393		393	
			B-737-200C	60		60	
			DC-9-10	16		16	
			DC-9-30	175		175	
			DC-9-80	10	3	13	
			B-727-100	185		185	
			B-727-200	711	4	715	
			ALL TYPES	1550	7	1557	1578
	DL—DELTA AIR LINES	TOTAL	B-737-300	89		89	
			B-737-100/200	533		533	
			B-757-200		1	1	
			B-727-200	469		469	
			ALL TYPES	1091	1	1092	1091
	FM—FEDERAL EXPRESS	TOTAL	* BEECH 18	1		1	
			* C-208	1200		1200	
			* B-727-100	827		827	
			* B-727-200	13		13	
			ALL TYPES	2041		2041	2041
	HU—NORTHERN AIR CARGO	TOTAL	* DC-6		4	4	
			ALL TYPES		4	4	
	NW—NORTHWEST AIRLINES	TOTAL	B-757-200	12		12	

NOTE * = All Cargo Services

TABLE 7—Continued
Aircraft Departures Scheduled and Aircraft Departures Performed, By Community, By Air Carrier, And By Aircraft Type
12 Months Ended December 31, 1990

STATE OR U.S. AREA COMMUNITY (AIRPORT NAME)	CARRIER	OPERATION	TYPE OF AIRCRAFT	TOTAL DEPARTURES PERFORMED			DEPARTURES SCHEDULED
				SCHEDULED SERVICE	NON SCHEDULED SERVICE	ALL SERVICE	
WASHINGTON—Continued							
SPOKANE—Continued							
(FAIRCHILD AFB)—Continued							
COMMUNITY TOTAL BY CARRIER—Continued							
			DC-9-30	1500		1500	
			DC-9-40	5		5	
			DC-9-50	3		3	
			DC-9-80	204		204	
			A-320-200	10		10	
			B-727-100	6		6	
			B-727-200	629		629	
			B-747	2		2	
			ALL TYPES	2371		2371	2431
	QX—HORIZON AIR	TOTAL	SWEAR-METRO I	7243		7243	
			DHC-8	2810		2810	
			F-28-4000/600	1059		1059	
			ALL TYPES	11112		11112	11509
	TW—TRANS WORLD AIR	TOTAL	DC-9-80	3		3	
			B-747	1		1	
			ALL TYPES	4		4	
	UA—UNITED AIR LINES	TOTAL	B-737-300	1262		1262	
			B-737-100/200	1428		1428	
			B-767-200	1		1	
			B-727-100	526		526	
			B-727-200	1439		1439	
			DC-10-10	3		3	
			ALL TYPES	4659		4659	4722
	US—U.S. AIR	TOTAL	B-737-300	2		2	
			ALL TYPES	2		2	
	VK—ZANTOP INTL AIRLINES	TOTAL	* L-188A/C		293	233	
			ALL TYPES		293	293	293
COMMUNITY TOTAL		TOTAL	DC-9-80	1916	29	1945	
			B-727-200	3442	8	3450	
			B-737-200C	602		602	
			B-727-100	724		724	
			* B-737-200C	1		1	
			* DC-9-80	1		1	
			B-737-300	1746		1746	
			DC-9-10	16		16	
			DC-9-30	1675		1675	
			B-737-100/200	1961		1961	
			B-757-200	12	1	13	
			* C-208	1200		1200	
			* B-727-100	827		827	
			* B-727-200	13		13	
			* BEECH 18	1		1	
			* DC-6		4	4	
			DC-9-50	3		3	
			DC-9-40	5		5	
			A-320-200	10		10	
			B-747	3		3	
			SWEAR-METRO I	7243		7243	
			DHC-8	2810		2810	
			F-28 4000/600	1059		1059	
			B-767-200	1		1	
			DC-10-10	3		3	
			* L-188A/C		293	293	
			ALL TYPES	25274	335	25609	26130
TACOMA							
(MCCHORD AFB)	FF—TOWER AIR	TOTAL	B-747		1	1	

NOTE * All Cargo Services

TABLE 7—Continued
Aircraft Departures Scheduled and Aircraft Departures Performed, By Community, By Air Carrier, And By Aircraft Type
12 Months Ended December 31, 1990

STATE OR U.S. AREA / COMMUNITY (AIRPORT NAME)	CARRIER	OPERATION	TYPE OF AIRCRAFT	TOTAL DEPARTURES PERFORMED			DEPARTURES SCHEDULED
				SCHEDULED SERVICE	NON SCHEDULED SERVICE	ALL SERVICE	
WASHINGTON—Continued							
TACOMA—Continued							
(MCCHORD AFB)—Continued							
			ALL TYPES		1	1	1
	JW—ARROW AIR	TOTAL	* DC-8-62		16	16	
			ALL TYPES		16	16	
	VK—ZANTOP INTL AIRLINES	TOTAL	* L-188A/C		298	298	
			ALL TYPES		298	298	298
COMMUNITY TOTAL		TOTAL	B-747		1	1	
			* DC-8-62		16	16	
			* L-188A/C		298	298	
			ALL TYPES		315	315	299
WALLA WALLA							
(WALLA WALLA CITY COUNTY)	QX—HORIZON AIR	TOTAL	SWEARINGEN METRO I	2012		2012	
			DHC-8	1127		1127	
			ALL TYPES	3139		3139	3272
WATERVILLE							
(WATERVILLE)	FM—FEDERAL EXPRESS	TOTAL	* C-208	1		1	
			ALL TYPES	1		1	1
WENATCHEE							
(PANGBORN FIELD)	FM—FEDERAL EXPRESS	TOTAL	* C-208	487		487	
			ALL TYPES	487		487	487
	QX—HORIZON AIR	TOTAL	SWEARINGEN METRO I	3259		3259	
			ALL TYPES	3259		3259	3450
COMMUNITY TOTAL		TOTAL	* C-208	487		487	
			SWEARINGEN METRO I	3259		3259	
			ALL TYPES	3746		3746	3937
YAKIMA							
(YAKIMA MUNI)	AA—AMERICAN AIRLINES	TOTAL	DC-9-80	2		2	
			ALL TYPES	2		2	2
	CO—CONTINENTAL	TOTAL	DC-9-80	1		1	
			ALL TYPES	1		1	
	FM—FEDERAL EXPRESS	TOTAL	* C-208	266		266	
			ALL TYPES	266		266	266
	NW—NORTHWEST AIRLINES	TOTAL	B-727-200	1		1	
			ALL TYPES	1		1	
	QX—HORIZON AIR	TOTAL	SWEARINGEN METRO I	3476		3476	
			DHC-8	1110		1110	
			ALL TYPES	4586		4586	4731
COMMUNITY TOTAL		TOTAL	DC-9-80	3		3	
			* C-208	266		266	
			B-727-200	1		1	
			SWEARINGEN METRO I	3476		3476	
			DHC-8	1110		1110	
			ALL TYPES	4856		4856	4999
WEST VIRGINIA							
ASHLAND/HUNTINGTON							
(TRI-STATE/WALKER-LONG FIELD)	FM—FEDERAL EXPRESS	TOTAL	* BEECH 18	7		7	
			* C-208	511		511	
			ALL TYPES	518		518	518
	US—U S AIR	TOTAL	F-28-4000/6000	972		972	
			B-737-300	6		6	
			B-737-100/200	125		125	
			DC-9-30	711		711	
			FOKKER 100	1		1	
			ALL TYPES	1815		1815	1853

NOTE * = All Cargo Service

TABLE 7—Continued
Aircraft Departures Scheduled and Aircraft Departures Performed, By Community, By Air Carrier, And By Aircraft Type
12 Months Ended December 31, 1990

STATE OR U.S. AREA / COMMUNITY / (AIRPORT NAME)	CARRIER	OPERATION	TYPE OF AIRCRAFT	TOTAL DEPARTURES PERFORMED			DEPARTURES SCHEDULED
				SCHEDULED SERVICE	NON SCHEDULED SERVICE	ALL SERVICE	
WEST VIRGINIA—Continued							
/ASHLAND/HUNTINGTON—Continued							
(TRI-STATE/WALKER-LONG FIELD)—Continued							
COMMUNITY TOTAL		TOTAL	* BEECH 18	7		7	
			* C-208	511		511	
			F-28-4000/600	972		972	
			B-737-300	6		6	
			B-737-100/200	125		125	
			DC-9-30	711		711	
			FOKKER 100	1		1	
			ALL TYPES	2333		2333	2371
BECKLEY							
(RALEIGH COUNTY MEMORIAL)	FM—FEDERAL EXPRESS	TOTAL	* BEECH 18	1		1	
			ALL TYPES	1		1	1
CHARLESTON/DUNBAR							
(KANAWHA)	DL—DELTA AIR LINES	TOTAL	DC-9-80	1		1	
			ALL TYPES	1		1	
	FM—FEDERAL EXPRESS	TOTAL	* BEECH 18	191		191	
			* C-208	2		2	
			ALL TYPES	193		193	193
	US—U.S. AIR	TOTAL	F-28-4000/600	935		935	
			FOKKER 100	34		34	
			B-737-400	6		6	
			B-737-300	64		64	
			B-737-100/200	592		592	
			DC-9-30	1474		1474	
			B-727-200	89		89	
			DC-9-80	1		1	
			ALL TYPES	3195		3195	3251
	ZW—AIR WISCONSIN	TOTAL	BAE-146-300	1692		1692	
			ALL TYPES	1692		1692	1785
COMMUNITY TOTAL		TOTAL	DC-9-80	2		2	
			* BEECH 18	191		191	
			* C-208	2		2	
			F-28-4000/600	935		935	
			FOKKER 100	34		34	
			B-737-400	6		6	
			B-737-300	64		64	
			B-737-100/200	592		592	
			DC-9-30	1474		1474	
			B-727-200	89		89	
			BAE-146-300	1692		1692	
			ALL TYPES	5081		5081	5229
PARKERSBURG/MARIETTA							
(WOOD COUNTY)	FM—FEDERAL EXPRESS	TOTAL	* C-208	197		197	
			ALL TYPES	197		197	197
WISCONSIN							
CAMP DOUGLAS							
(VOLK FIELD)	FF—TOWER AIR	TOTAL	B-747		2	2	
			ALL TYPES		2	2	2
GREEN BAY/CLINTONVILLE							
(AUSTIN-STRAUBEL FIELD)	FM—FEDERAL EXPRESS	TOTAL	* BEECH 18	1		1	
			* C-208	7		7	
			* B-727-100	7		7	
			ALL TYPES	15		15	15
	NW—NORTHWEST AIRLINES	TOTAL	DC-9-10	680		680	
			DC-9-30	1338		1338	
			DC-9-40	6		6	
			DC-9-50	926		926	
			B-727-200	101	9	110	

NOTE: * - All Cargo Services

TABLE 7—Continued
Aircraft Departures Scheduled and Aircraft Departures Performed, By Community, By Air Carrier, And By Aircraft Type
12 Months Ended December 31, 1990

STATE OR U.S. AREA / COMMUNITY (AIRPORT NAME)	CARRIER	OPERATION	TYPE OF AIRCRAFT	TOTAL DEPARTURES PERFORMED			DEPARTURES SCHEDULED
				SCHEDULED SERVICE	NON SCHEDULED SERVICE	ALL SERVICE	
WISCONSIN—Continued							
GREEN BAY/CLINTONVILLE—Continued							
(AUSTIN-STRAUBEL FIELD)—Continued							
			B-727-100	16		16	
			DC-9-80	27	1	28	
			ALL TYPES	3096	10	3106	3134
	ZW—AIR WISCONSIN	TOTAL	F-27 SERIES	1183		1183	
			BAE-146-300	1606		1606	
			BAE-ATP	630		630	
			ALL TYPES	3419		3419	3737
COMMUNITY TOTAL		TOTAL	* BEECH 18	1		1	
			* C-208	7		7	
			* B-727-100	7		7	
			DC-9-10	680		680	
			DC-9-30	1338		1338	
			DC-9-40	6		6	
			DC-9-50	928		928	
			B-727-200	101	9	110	
			B-727-100	16		16	
			DC-9-80	27	1	28	
			F-27 SERIES	1183		1183	
			BAE-146-300	1606		1606	
			BAE-ATP	630		630	
			ALL TYPES	6530	10	6540	6886
LA CROSSE							
(LA CROSS MUNI)	FM—FEDERAL EXPRESS	TOTAL	* C-208	381		381	
			* BEECH 18	1		1	
			ALL TYPES	382		382	382
	NW—NORTHWEST AIRLINES	TOTAL	DC-9-10	433		433	
			DC-9-30	892		892	
			DC-9-40	10		10	
			DC-9-50	47		47	
			B-727-200	1		1	
			B-727-100	1		1	
			ALL TYPES	1384		1384	1382
	ZW—AIR WISCONSIN	TOTAL	F-27 SERIES	647		647	
			ALL TYPES	647		647	676
COMMUNITY TOTAL		TOTAL	* C-208	381		381	
			* BEECH 18	1		1	
			DC-9-10	433		433	
			DC-9-30	892		892	
			DC-9-40	10		10	
			DC-9-50	47		47	
			B-727-200	1		1	
			B-727-100	1		1	
			F-27 SERIES	647		647	
			ALL TYPES	2413		2413	2440
LAKE GENEVA							
(AMERICANA)	FM—FEDERAL EXPRESS	TOTAL	* C-208	1		1	
			ALL TYPES	1		1	1
MADISON							
(TRUAX FIELD)	AA—AMERICAN AIRLINES	TOTAL	B-767-200	1		1	
			DC-9-80	1102		1102	
			B-727-100	18		18	
			B-727-200	8		8	
			DC-10-10	1		1	
			ALL TYPES	1130		1130	1206
	CO—CONTINENTAL	TOTAL	A-300-X4		1	1	
			B-727-200	1	3	4	
			ALL TYPES	1	4	5	

NOTE * = All Cargo Services

TABLE 7—Continued
Aircraft Departures Scheduled and Aircraft Departures Performed, By Community, By Air Carrier, And By Aircraft Type
12 Months Ended December 31, 1990

STATE OR U.S. AREA COMMUNITY (AIRPORT NAME)	CARRIER	OPERATION	TYPE OF AIRCRAFT	TOTAL DEPARTURES PERFORMED			DEPARTURES SCHEDULED
				SCHEDULED SERVICE	NON SCHEDULED SERVICE	ALL SERVICE	
WISCONSIN—Continued							
MADISON—Continued							
(TRUAX FIELD)—Continued							
	FM—FEDERAL EXPRESS	TOTAL	* BEECH 18	3		3	
			* C-208	1		1	
			* B-727-100	110		110	
			* B-727-200	293		293	
			ALL TYPES	407		407	407
	ML—MIDWAY AIRLINES	TOTAL	DC-9-15F	141		141	
			DC-9-30	76		76	
			ALL TYPES	217		217	235
	NW—NORTHWEST AIRLINES	TOTAL	B-757-200	1		1	
			DC-9-10	17		17	
			DC-9-30	1585		1585	
			DC-9-40	20		20	
			DC-9-50	660		660	
			DC-9-80	98		98	
			B-727-100	61		61	
			B-727-200	755	1	756	
			ALL TYPES	3187	1	3188	3218
	TW—TRANS WORLD AIR	TOTAL	DC-9-10	262		262	
			DC-9-30	317	2	319	
			DC-9-40	14		14	
			DC-9-80	2		2	
			B-727-100	1		1	
			ALL TYPES	596	2	598	604
	UA—UNITED AIR LINES	TOTAL	B-737-300	302		302	
			B-737-100/200	1112		1112	
			B-727-100	198		198	
			B-727-200	653	1	654	
			ALL TYPES	2265	1	2266	2332
	YX—MIDWEST EXPRESS	TOTAL	DC-9-10	116		116	
			DC-9-30	523	1	524	
			ALL TYPES	639	1	640	642
	ZW—AIR WISCONSIN	TOTAL	F-27 SERIES	408		408	
			BAE-ATP	54		54	
			BAE-146-300	13		13	
			ALL TYPES	475		475	514
COMMUNITY TOTAL		TOTAL	B-767-200	1		1	
			DC-9-80	1202		1202	
			B-727 100	278		278	
			B-727-200	1417	5	1422	
			DC-10-10	1		1	
			A-300-X4		1	1	
			* BEECH 18	3		3	
			* C-208	1		1	
			* B-727-100	110		110	
			* B-727-200	293		293	
			DC-9-15F	141		141	
			DC-9-30	2501	3	2504	
			B-757 200	1		1	
			DC-9-10	396		396	
			DC-9-40	34		34	
			DC-9-50	650		650	
			B-737-300	302		302	
			B-737 100/200	1112		1112	
			F-27 SERIES	408		408	
			BAE-ATP	54		54	
			BAE 146-300	13		13	
			ALL TYPES	8917	9	8926	9158
MILWAUKEE							
(GENERAL MITCHELL FIELD)	AA—AMERICAN AIRLINES	TOTAL	B 767 200	5		5	

NOTE * - All Cargo Services

TABLE 7—Continued
Aircraft Departures Scheduled and Aircraft Departures Performed, By Community, By Air Carrier, And By Aircraft Type
12 Months Ended December 31, 1980

STATE OR U.S. AREA COMMUNITY (AIRPORT NAME)	CARRIER	OPERATION	TYPE OF AIRCRAFT	TOTAL DEPARTURES PERFORMED			DEPARTURES SCHEDULED
				SCHEDULED SERVICE	NON SCHEDULED SERVICE	ALL SERVICE	
WISCONSIN—Continued							
MILWAUKEE—Continued							
(GENERAL MITCHELL FIELD)—Continued							
			B-767-300	2		2	
			DC-9-80	1411	1	1412	
			B-727-100	548		548	
			B-727-200	994		994	
			DC-10-10	2		2	
			B-757-200	1		1	
			ALL TYPES	2953	1	2964	3120
	CO—CONTINENTAL	TOTAL	B-737-300	62	2	64	
			B-737-100/200	115		115	
			B-737-200C	342		342	
			DC-9-10	8		8	
			DC-9-30	392	2	394	
			DC-9-80	171	4	175	
			B-727-100	73	2	75	
			B-727-200	327	9	336	
			ALL TYPES	1490	19	1509	1510
	DL—DELTA AIR LINES	TOTAL	DC-9-30	1418		1418	
			DC-9-80	291		291	
			B-727-200	5	4	9	
			B-737-100/200	4	2	6	
			B-767-300		2	2	
			ALL TYPES	1718	8	1726	1751
	EA—EASTERN AIR LINES	TOTAL	B-757-200	1		1	
			DC-9-30	373		373	
			DC-9-50	695		695	
			B-727-200	1		1	
			ALL TYPES	1070		1070	1113
	FF—TOWER AIR	TOTAL	B-747		1	1	
			ALL TYPES		1	1	1
	FM—FEDERAL EXPRESS	TOTAL	*BEECH 18	260		260	
			*C-208	560		560	
			*B-727-100	415		415	
			*B-727-200	82		82	
			*B-747	1		1	
			ALL TYPES	1318		1318	1318
	ML—MIDWAY AIRLINES	TOTAL	B-737-100/200	56		56	
			DC-9-15F	32		32	
			DC-9-30	187		187	
			DC-9-80	616	1	617	
			ALL TYPES	891	1	892	940
	NW—NORTHWEST AIRLINES	TOTAL	B-747	5		5	
			DC-10-40	504		504	
			B-757-200	596		596	
			DC-9-10	325		325	
			DC-9-30	3033		3033	
			DC-9-40	36		36	
			DC-9-50	1389		1389	
			DC-9-80	131		131	
			A-320-200	28		28	
			B-727-100	314		314	
			B-727-200	4784	1	4785	
			B-747-400	2		2	
			*B-747F	2		2	
			ALL TYPES	11149	1	11150	11406
	TW—TRANS WORLD AIR	TOTAL	DC-9-10	234		234	
			DC-9-30	887	1	888	
			DC-9-40	81		81	
			DC-9-80	258	1	259	
			B-727-100	109	4	113	

NOTE * = All Cargo Services

TABLE 7—Continued
Aircraft Departures Scheduled and Aircraft Departures Performed, By Community, By Air Carrier, And By Aircraft Type
12 Months Ended December 31, 1990

STATE OR U.S. AREA COMMUNITY (AIRPORT NAME)	CARRIER	OPERATION	TYPE OF AIRCRAFT	TOTAL DEPARTURES PERFORMED			DEPARTURES SCHEDULED
				SCHEDULED SERVICE	NON SCHEDULED SERVICE	ALL SERVICE	
WISCONSIN—Continued							
MILWAUKEE—Continued							
(GENERAL MITCHELL FIELD)—Continued							
			B-727-200	663	6	669	
			L-1011/100/20	1		1	
			ALL TYPES	2233	12	2245	2356
	UA—UNITED AIR LINES	TOTAL	B-737-300	382	1	383	
			B-737-100/200	360		360	
			B-727-100	271	1	272	
			B-727-200	1171	1	1172	
			DC-10-10	4		4	
			DC-8-71	2		2	
			B-757-200	80		80	
			B-767-200	7		7	
			ALL TYPES	2277	3	2280	2329
	US—U.S. AIR	TOTAL	F-28-4000/600	240		240	
			FOKKER 100	59		59	
			B-737-400	5		5	
			B-737-300	4		4	
			B-737-100/200	1290	1	1291	
			DC-9-30	1498	1	1499	
			B-727-200	1		1	
			ALL TYPES	3097	2	3099	3148
	YB—TRANS CONTINENTAL	TOTAL	* DC-6		1	1	
			* DC-8-50F		3	3	
			ALL TYPES		4	4	
	YX—MIDWEST EXPRESS	TOTAL	DC-9-10	6319	48	6367	
			DC-9-30	2870	83	2953	
			DC-9-80	769	22	791	
			ALL TYPES	9958	153	10111	10116
	ZW—AIR WISCONSIN	TOTAL	F-27 SERIES	435		435	
			BAE-146-300	561		561	
			BAE-ATP	359		359	
			ALL TYPES	1355		1355	1551
COMMUNITY TOTAL		TOTAL	B-767-200	12		12	
			B-767-300	2	2	4	
			DC-9-80	3647	29	3676	
			B-727-100	1315	7	1322	
			B-727-200	7946	21	7967	
			DC-10-10	6		6	
			B-757-200	678		678	
			B-737-300	448	3	451	
			B-737-100/200	1825	3	1828	
			B-737-200C	342		342	
			DC-9-10	6886	48	6934	
			DC-9-30	10658	87	10745	
			DC-9-50	2084		2084	
			B-747	5	1	6	
			* BEECH 18	260		260	
			* C-208	560		560	
			* B-727-100	415		415	
			* B-727-200	82		82	
			* B-747	1		1	
			DC-9-15F	32		32	
			DC-10-40	504		504	
			DC-9-40	117		117	
			A-320-200	28		28	
			B-747-400	2		2	
			* B-747F	2		2	
			L-1011/100/20	1		1	
			DC-8-71	2		2	
			F-28-4000/600	240		240	

NOTE * = All Cargo Services

TABLE 7—Continued
Aircraft Departures Scheduled and Aircraft Departures Performed, By Community, By Air Carrier, And By Aircraft Type
12 Months Ended December 31, 1990

STATE OR U.S. AREA / COMMUNITY / (AIRPORT NAME)	CARRIER	OPERATION	TYPE OF AIRCRAFT	TOTAL DEPARTURES PERFORMED			DEPARTURES SCHEDULED
				SCHEDULED SERVICE	NON SCHEDULED SERVICE	ALL SERVICE	
WISCONSIN—Continued							
MILWAUKEE—Continued							
(GENERAL MITCHELL FIELD)—Continued							
COMMUNITY TOTAL—Continued							
			FOKKER 100	59		59	
			B-737-400	5		5	
			* DC-6		1	1	
			* DC-8-50F		3	3	
			F-27 SERIES	435		435	
			BAE-146-300	561		561	
			BAE-ATP	359		359	
			ALL TYPES	39519	205	39724	4066[1]
OSHKOSH/APPLETON							
(OUTAGAMIE COUNTY)	FM—FEDERAL EXPRESS	TOTAL	* C-208	498		498	
			* B-727-100	250		250	
			* B-727-200	3		3	
			ALL TYPES	751		751	751
	NW—NORTHWEST AIRLINES	TOTAL	DC-9-10	2		2	
			DC-9-30	145		145	
			DC-9-50	112		112	
			ALL TYPES	259		259	268
	YX—MIDWEST EXPRESS	TOTAL	DC-9-10	98		98	
			DC-9-30	501		501	
			ALL TYPES	599		599	614
	ZW—AIR WISCONSIN	TOTAL	BAE-ATP	706		706	
			F-27 SERIES	586		586	
			BAE-146-300	2447		2447	
			ALL TYPES	3739		3739	4051
AIRPORT TOTAL		TOTAL	* C-208	498		498	
			* B-727-100	250		250	
			* B-727-200	3		3	
			DC-9-10	100		100	
			DC-9-30	646		646	
			DC-9-50	112		112	
			BAE-ATP	706		706	
			F-27 SERIES	586		586	
			BAE-146-300	2447		2447	
			ALL TYPES	5348		5348	5684
(WITTMAN FIELD)	FM—FEDERAL EXPRESS	TOTAL	* BEECH 18	1		1	
			ALL TYPES	1		1	1
	ZW—AIR WISCONSIN	TOTAL	BAE-ATP	281		281	
			F-27 SERIES	707		707	
			BAE-146-300	127		127	
			ALL TYPES	1115		1115	1276
AIRPORT TOTAL		TOTAL	* BEECH 18	1		1	
			BAE-ATP	281		281	
			F-27 SERIES	707		707	
			BAE-146-300	127		127	
			ALL TYPES	1116		1116	1277
COMMUNITY TOTAL BY CARRIER	FM—FEDERAL EXPRESS	TOTAL	* BEECH 18	1		1	
			* C-208	498		498	
			* B-727-100	250		250	
			* B-727-200	3		3	
			ALL TYPES	752		752	752
	NW—NORTHWEST AIRLINES	TOTAL	DC-9-10	2		2	
			DC-9-30	145		145	
			DC-9-50	112		112	
			ALL TYPES	259		259	268
	YX—MIDWEST EXPRESS	TOTAL	DC-9-10	98		98	
			DC-9-30	501		501	

NOTE: * = All Cargo Services

TABLE 7—Continued
Aircraft Departures Scheduled and Aircraft Departures Performed, By Community, By Air Carrier, And By Aircraft Type
12 Months Ended December 31, 1990

STATE OR U.S. AREA / COMMUNITY (AIRPORT NAME)	CARRIER	OPERATION	TYPE OF AIRCRAFT	TOTAL DEPARTURES PERFORMED			DEPARTURES SCHEDULED
				SCHEDULED SERVICE	NON SCHEDULED SERVICE	ALL SERVICE	
WISCONSIN—Continued							
OSHKOSH/APPLETON—Continued							
(WITTMAN FIELD)—Continued							
COMMUNITY TOTAL BY CARRIER—Continued							
			ALL TYPES	599		599	614
	ZW—AIR WISCONSIN	TOTAL	BAE-ATP	987		987	
			F-27 SERIES	1293		1293	
			BAE-146-300	2574		2574	
			ALL TYPES	4854		4854	5327
COMMUNITY TOTAL		TOTAL	* C-208	498		498	
			* B-727-100	250		250	
			* B-727-200	3		3	
			DC-9-10	100		100	
			DC-9-30	646		646	
			DC-9-50	112		112	
			BAE-ATP	987		987	
			F-27 SERIES	1293		1293	
			BAE-146-300	2574		2574	
			* BEECH 18	1		1	
			ALL TYPES	6464		6464	6961
RHINELANDER/LAND O LAKES							
(ONEIDA COUNTY)	FM—FEDERAL EXPRESS	TOTAL	* C-208	2		2	
			ALL TYPES	2		2	2
	ZW—AIR WISCONSIN	TOTAL	F-27 SERIES	57		57	
			ALL TYPES	57		57	62
COMMUNITY TOTAL		TOTAL	* C-208	2		2	
			F-27 SERIES	57		57	
			ALL TYPES	59		59	64
WAUSAU/STEVENS POINT							
(CENTRAL WISCONSIN)	FM—FEDERAL EXPRESS	TOTAL	* BEECH 18	2		2	
			* C-208	390		390	
			ALL TYPES	392		392	392
	ZW—AIR WISCONSIN	TOTAL	F-27 SERIES	554		554	
			BAE-146-300	915		915	
			BAE-ATP	69		69	
			ALL TYPES	1538		1538	1633
AIRPORT TOTAL		TOTAL	* BEECH 18	2		2	
			* C-208	390		390	
			F-27 SERIES	554		554	
			BAE-146-300	915		915	
			BAE-ATP	69		69	
			ALL TYPES	1930		1930	2025
(STEVENS POINT MUNICIPAL)	FM—FEDERAL EXPRESS	TOTAL	* C-208	1		1	
			ALL TYPES	1		1	1
COMMUNITY TOTAL BY CARRIER	FM—FEDERAL EXPRESS	TOTAL	* BEECH 18	2		2	
			* C-208	391		391	
			ALL TYPES	393		393	393
	ZW—AIR WISCONSIN	TOTAL	BAE-ATP	69		69	
			F-27 SERIES	554		554	
			BAE-146-300	915		915	
			ALL TYPES	1538		1538	1633
COMMUNITY TOTAL		TOTAL	* BEECH 18	2		2	
			* C-208	391		391	
			F-27 SERIES	554		554	
			BAE-146-300	915		915	
			BAE-ATP	69		69	
			ALL TYPES	1931		1931	2026
WYOMING							
CASPER							
(CASPER AIR TERMINAL)	AP—ASPEN AIRWAYS	TOTAL	BH-1900	115		115	
			CV-580	115		115	

NOTE * = All Cargo Services

TABLE 7—Continued
Aircraft Departures Scheduled and Aircraft Departures Performed, By Community, By Air Carrier, And By Aircraft Type
12 Months Ended December 31, 1990

STATE OR U.S. AREA COMMUNITY (AIRPORT NAME)	CARRIER	OPERATION	TYPE OF AIRCRAFT	TOTAL DEPARTURES PERFORMED			DEPARTURES SCHEDULED
				SCHEDULED SERVICE	NON SCHEDULED SERVICE	ALL SERVICE	
WYOMING—Continued							
CASPER—Continued							
(CASPER AIR TERMINAL)—Continued							
			ALL TYPES	230		230	246
	CO—CONTINENTAL	TOTAL	B-737-300	1		1	
			DC-9-10	1		1	
			DC-9-80	3		3	
			ALL TYPES	5		5	
	DL—DELTA AIR LINES	TOTAL	B-737-100/200	1090		1090	
			B-727-200	3		3	
			ALL TYPES	1093		1093	1093
	FM—FEDERAL EXPRESS	TOTAL	* C-208	282		282	
			ALL TYPES	282		282	282
COMMUNITY TOTAL		TOTAL	BH-1900	115		115	
			CV-580	115		115	
			B-737-300	1		1	
			DC-9-10	1		1	
			DC-9-80	3		3	
			B-737-100/200	1090		1090	
			B-727-200	3		3	
			* C-208	282		282	
			ALL TYPES	1610		1610	1821
CHEYENNE							
(CHEYENNE MUNICIPAL)	CO—CONTINENTAL	TOTAL	DC-9-80	2	5	7	
			B-727-200	2	1	3	
			B-737-300	4		4	
			ALL TYPES	8	6	14	
	FM—FEDERAL EXPRESS	TOTAL	* C-208	462		462	
			* BEECH 18	1		1	
			ALL TYPES	463		463	463
	NW—NORTHWEST AIRLINES	TOTAL	DC-9-30	1		1	
			ALL TYPES	1		1	
	UA—UNITED AIR LINES	TOTAL	B-737-100/200	1		1	
			B-727-200	2		2	
			B-737-300	5		5	
			B-727-100	1		1	
			ALL TYPES	9		9	
	VK—ZANTOP INTL AIRLINES	TOTAL	* L-188A/C		76	76	
			ALL TYPES		76	76	76
AIRPORT TOTAL		TOTAL	DC-9-80	2	5	7	
			B-727-200	4	1	5	
			B-737-300	9		9	
			* C-208	462		462	
			* BEECH 18	1		1	
			DC-9-30	1		1	
			B-737-100/200	1		1	
			B-727-100	1		1	
			* L-188A/C		76	76	
			ALL TYPES	481	82	563	539
(WARREN AFB)	VK—ZANTOP INTL AIRLINES	TOTAL	* L-188A/C		291	291	
			ALL TYPES		291	291	291
COMMUNITY TOTAL BY CARRIER	CO—CONTINENTAL	TOTAL	B-737-300	4		4	
			DC-9-80	2	5	7	
			B-727-200	2	1	3	
			ALL TYPES	8	6	14	
	FM—FEDERAL EXPRESS	TOTAL	* BEECH 18	1		1	
			* C-208	462		462	
			ALL TYPES	463		463	463
	NW—NORTHWEST AIRLINES	TOTAL	DC-9-30	1		1	
			ALL TYPES	1		1	

NOTE * = All Cargo Services

TABLE 7—Continued
Aircraft Departures Scheduled and Aircraft Departures Performed, By Community, By Air Carrier, And By Aircraft Type
12 Months Ended December 31, 1990

STATE OR U.S. AREA / COMMUNITY (AIRPORT NAME)	CARRIER	OPERATION	TYPE OF AIRCRAFT	TOTAL DEPARTURES PERFORMED			DEPARTURES SCHEDULED
				SCHEDULED SERVICE	NON SCHEDULED SERVICE	ALL SERVICE	
WYOMING—Continued							
CHEYENNE—Continued							
(WARREN AFB)—Continued							
COMMUNITY TOTAL BY CARRIER—Continued							
	UA—UNITED AIR LINES	TOTAL	B-737-300	5		5	
			B-737-100/200	1		1	
			B-727-100	1		1	
			B-727-200	2		2	
			ALL TYPES	9		9	
	VK—ZANTOP INTL AIRLINES	TOTAL	* L-188A/C		367	367	
			ALL TYPES		367	367	367
COMMUNITY TOTAL		TOTAL	DC-9-80	2	5	7	
			B-727-200	4	1	5	
			B-737-300	9		9	
			* C-208	462		462	
			* BEECH 18	1		1	
			DC-9-30	1		1	
			B-737-100/200	1		1	
			B-727-100	1		1	
			* L-188A/C		367	367	
			ALL TYPES	481	373	854	830
CODY							
(E.E. FAUST REGIONAL)	FM—FEDERAL EXPRESS	TOTAL	* C-208	2		2	
			ALL TYPES	2		2	2
GILLETTE							
(CAMPBELL)	AP—ASPEN AIRWAYS	TOTAL	CV-580	485		485	
			BAE-146-100	3		3	
			ALL TYPES	488		488	503
	FM—FEDERAL EXPRESS	TOTAL	* C-208	547		547	
			ALL TYPES	547		547	547
COMMUNITY TOTAL		TOTAL	CV-580	485		485	
			BAE-146-100	3		3	
			* C-208	547		547	
			ALL TYPES	1035		1035	1050
JACKSON							
(JACKSON'S HOLE)	AA—AMERICAN AIRLINES	TOTAL	DC-9-80	487		487	
			B-757-200	17		17	
			ALL TYPES	504		504	527
	AP—ASPEN AIRWAYS	TOTAL	CV-580	3	1	4	
			BAE-146-100	96		96	
			ALL TYPES	99	1	100	98
	CO—CONTINENTAL	TOTAL	B-737-300	125	1	126	
			ALL TYPES	125	1	126	131
	DL—DELTA AIR LINES	TOTAL	B-737-300	1065		1065	
			B-737-100/200	4		4	
			ALL TYPES	1069		1069	1094
	FM—FEDERAL EXPRESS	TOTAL	* C-208	258		258	
			ALL TYPES	258		258	258
COMMUNITY TOTAL		TOTAL	DC-9-80	487		487	
			B-757-200	17		17	
			CV-580	3	1	4	
			BAE-146-100	96		96	
			B-737-300	1190	1	1191	
			B-737-100/200	4		4	
			* C-208	258		258	
			ALL TYPES	2055	2	2057	2108
LARAMIE							
(GENERAL BREES FIELD)	FM—FEDERAL EXPRESS	TOTAL	* C-208	3		3	
			ALL TYPES	3		3	3
RIVERTON/LANDER							
(RIVERTON MUNI)	FM—FEDERAL EXPRESS	TOTAL	* C-208	313		313	

NOTE * = All Cargo Services

TABLE 7—Continued
Aircraft Departures Scheduled and Aircraft Departures Performed, By Community, By Air Carrier, And By Aircraft Type
12 Months Ended December 31, 1990

STATE OR U.S. AREA COMMUNITY (AIRPORT NAME)	CARRIER	OPERATION	TYPE OF AIRCRAFT	TOTAL DEPARTURES PERFORMED			DEPARTURES SCHEDULED
				SCHEDULED SERVICE	NON SCHEDULED SERVICE	ALL SERVICE	
WYOMING—Continued							
RIVERTON/LANDER—Continued							
(RIVERTON MUNI)—Continued							
			ALL TYPES	313		313	313
ROCK SPRINGS							
(ROCK SPRINGS-SWEETWATER COUNTY)	FM—FEDERAL EXPRESS	TOTAL	* BEECH 18	1		1	
			* C-208	261		261	
			ALL TYPES	262		262	262
SHERIDAN							
(SHERIDAN COUNTY)	AP—ASPEN AIRWAYS	TOTAL	CV-580	246		246	
			BAE-146-100	1		1	
			ALL TYPES	247		247	252
	FM—FEDERAL EXPRESS	TOTAL	* C-208	256		256	
			ALL TYPES	256		256	256
COMMUNITY TOTAL		TOTAL	CV-580	246		246	
			BAE-146-100	1		1	
			* C-208	256		256	
			ALL TYPES	503		503	508
OVER-ALL TOTAL FOR 50 U.S. STATES		TOTAL	DC-9-80	788069	1618	789687	
			B-727-100	165494	1159	166653	
			B-727-200	1187167	5219	1192386	
			DC-9-30	720613	1671	722284	
			B-737-100/200	796934	674	797608	
			B-757-200	231507	534	232041	
			B-767-200	75848	72	75920	
			B-767-300	33309	33	33342	
			L-1011/100/20	68079	543	68622	
			L-1011-500	3703	9	3712	
			DC-9-50	144676	152	144828	
			A-300-X4	38206	195	38401	
			* C-208	89597		89597	
			* B-727-100	54894	2261	57155	
			* B-727-200	22897	15	22912	
			B-747-200	7550	616	8166	
			DC-9-10	107869	68	107937	
			DC-9-40	7229	27	7256	
			B-737-300	767538	4114	771652	
			F-28-4000/600	129478	122	129600	
			FOKKER 100	34177	82	34259	
			B-737-400	78374	55	78429	
			B-737-500	18538	6	18544	
			BAE-146-300	31271		31271	
			* DC-10-30	7537	181	7718	
			* L-188A/C	5278	9797	15075	
			* BEECH 18	12772		12772	
			L-188A/C	597	552	1149	
			B-727-100C/QC	1198	88	1286	
			* DC-6	8584	1064	9648	
			B-737-200C	85378	353	85731	
			* B-737-200C	10785	14	10799	
			* L-100-30	2631	889	3520	
			DASH-7	24420	866	25286	
			* B-747-200	4431	440	4871	
			* B-747	2778	286	3064	
			* DC-8-73F	2272	286	2558	
			DC-8-62	575	223	798	
			B-747	27969	729	28698	
			* B-747F	3929	33	3962	
			B-747-400	2436		2436	
			YS-11	922	16	938	
			DC-10-10	105209	62	105271	

NOTE. * = All Cargo Services

TABLE 7—Continued
Aircraft Departures Scheduled and Aircraft Departures Performed, By Community, By Air Carrier, And By Aircraft Type
12 Months Ended December 31, 1990

STATE OR U.S. AREA / COMMUNITY (AIRPORT NAME)	CARRIER	OPERATION	TYPE OF AIRCRAFT	TOTAL DEPARTURES PERFORMED			DEPARTURES SCHEDULED
				SCHEDULED SERVICE	NON SCHEDULED SERVICE	ALL SERVICE	
OVER-ALL TOTAL FOR 50 U.S. STATES—Continued							
			B-747SP	2191	1	2192	
			* DC-8-73	284		284	
			* DC-8-63F	779	564	1343	
			* DC-8-62	599	624	1223	
			DHC-8	68163	3	68166	
			DC-10-30	14245	111	14356	
			* DC-10-10	5705	31	5736	
			DC-9-15F	22267	11	22278	
			DC-10-40	18938		18938	
			A-320-200	11628		11628	
			DC-8-71	25659	44	25703	
			BAE-146-200	72528	6	72534	
			* CV-640	1970	2764	4734	
			EMBRAER 120	55652		55652	
			EMBRAER	38785		38785	
			JETSTREAM 31	63816		63816	
			SHORTS 360	15236		15236	
			A-310-300	10335	13	10348	
			BAE-146-100	14152	33	14185	
			A-300-600	6136		6136	
			DC-8-61	412	48	460	
			A-310-200	2460	4	2464	
			* DC-8-50F		400	400	
			* DC-9-80	2		2	
			CV-580	5821	12	5833	
			BH-1900	730		730	
			F-27 SERIES	42661		42661	
			* DC-6A	120	322	442	
			* B-757-200	570	1	571	
			* B-707-300C	264	52	316	
			* CV-340/440		71	71	
			* B-737-100/200	129		129	
			SWEAR-METRO I	106476		106476	
			BAE-ATP	7272		7272	
			* DC-8-71	10	1	11	
			* DC-9-50	1		1	
			DC-8-63F		3	3	
			B-747F		1	1	
			* DC-8-61		1	1	
			* DC-9-30	1		1	
			ATR-42	3185		3185	
			FH-227	34		34	
			ALL TYPES	6531934	40245	6572179	6687851
OTHER U.S. AREAS							
AMERICAN SAMOA							
PAGO PAGO							
(PAGO PAGO INTERNATIONAL)	AA—AMERICAN AIRLINES	TOTAL	ALL TYPES				1
	HA—HAWAIIAN AIRLINES	TOTAL	L-1011/100/20	79		79	
			DC-8-62	307	1	308	
			ALL TYPES	386	1	387	383
	UA—UNITED AIR LINES	TOTAL	DC-10-30	1		1	
			ALL TYPES	1		1	
COMMUNITY TOTAL		TOTAL	L-1011/100/20	79		79	
			DC-8-62	307	1	308	
			DC-10-30	1		1	
			ALL TYPES	387	1	388	384
PALAU ISLANDS							
KOROR							
(AIRAI)	CO—CONTINENTAL	TOTAL	B-727-100	112		112	

NOTE * = All Cargo Services

TABLE 7—Continued
Aircraft Departures Scheduled and Aircraft Departures Performed, By Community, By Air Carrier, And By Aircraft Type
12 Months Ended December 31, 1990

STATE OR U.S. AREA COMMUNITY (AIRPORT NAME)	CARRIER	OPERATION	TYPE OF AIRCRAFT	TOTAL DEPARTURES PERFORMED			DEPARTURES SCHEDULED
				SCHEDULED SERVICE	NON SCHEDULED SERVICE	ALL SERVICE	
PALAU ISLANDS—Continued							
KOROR—Continued							
(AIRAI)—Continued							
			B-727-200	569		569	
			* B-727-100	27		27	
			ALL TYPES	708		708	802
GUAM							
GUAM							
(AGANA FIELD)	CO—CONTINENTAL	TOTAL	F-27 SERIES	1016		1016	
			B-727-100	768		768	
			B-727-200	2448	11	2459	
			DC-10-10	1827		1827	
			DC-10-30	243		243	
			B-747	5		5	
			B-747-200	20		20	
			* B-727-100	60		60	
			ALL TYPES	6387	11	6398	6497
	HA—HAWAIIAN AIRLINES	TOTAL	DC-8-62	118	71	189	
			L-1011/100/20		1	1	
			ALL TYPES	118	72	190	161
	NW—NORTHWEST AIRLINES	TOTAL	B-747	364		364	
			ALL TYPES	364		364	365
AIRPORT TOTAL		TOTAL	F-27 SERIES	1016		1016	
			B-727-100	768		768	
			B-727-200	2448	11	2459	
			DC-10-10	1827		1827	
			DC-10-30	243		243	
			B-747	369		369	
			B-747-200	20		20	
			* B-727-100	60		60	
			DC-8-62	118	71	189	
			L-1011/100/20		1	1	
			ALL TYPES	6869	83	6952	7023
(ANDERSON AFB)	CO—CONTINENTAL	TOTAL	B-727-200	1		1	
			ALL TYPES	1		1	
	FM—FEDERAL EXPRESS	TOTAL	* DC-10-30		2	2	
			* B-747	1	1	2	
			* B-747-200		13	13	
			ALL TYPES	1	16	17	1
AIRPORT TOTAL		TOTAL	B-727-200	1		1	
			* DC-10-30		2	2	
			* B-747	1	1	2	
			* B-747-200		13	13	
			ALL TYPES	2	16	18	1
COMMUNITY TOTAL BY CARRIER	CO—CONTINENTAL	TOTAL	F-27 SERIES	1016		1016	
			B-727-100	768		768	
			* B-727-100	60		60	
			B-727-200	2449	11	2460	
			DC-10-10	1827		1827	
			DC-10-30	243		243	
			B-747	5		5	
			B-747-200	20		20	
			ALL TYPES	6388	11	6399	6497
	FM—FEDERAL EXPRESS	TOTAL	* DC-10-30		2	2	
			* B-747	1	1	2	
			* B-747-200		13	13	
			ALL TYPES	1	16	17	1
	HA—HAWAIIAN AIRLINES	TOTAL	L-1011/100/20		1	1	
			DC-8-62	118	71	189	
			ALL TYPES	118	72	190	161
	NW—NORTHWEST AIRLINES	TOTAL	B-747	364		364	

NOTE * = All Cargo Services

TABLE 7—Continued
Aircraft Departures Scheduled and Aircraft Departures Performed, By Community, By Air Carrier, And By Aircraft Type
12 Months Ended December 31, 1990

STATE OR U.S. AREA / COMMUNITY / (AIRPORT NAME)	CARRIER	OPERATION	TYPE OF AIRCRAFT	TOTAL DEPARTURES PERFORMED			DEPARTURES SCHEDULED
				SCHEDULED SERVICE	NON SCHEDULED SERVICE	ALL SERVICE	
GUAM—Continued							
GUAM—Continued							
(ANDERSON AFB)—Continued							
COMMUNITY TOTAL BY CARRIER—Continued							
			ALL TYPES	364		364	365
COMMUNITY TOTAL		TOTAL	F-27 SERIES	1016		1016	
			B-727-100	768		768	
			B-727-200	2449	11	2460	
			DC-10-10	1827		1827	
			DC-10-30	243		243	
			B-747	369		369	
			B-747-200	20		20	
			* B-727-100	60		60	
			DC-8-62	118	71	189	
			L-1011/100/20		1	1	
			* DC-10-30		2	2	
			* B-747	1	1	2	
			* B-747-200		13	13	
			ALL TYPES	6871	99	6970	7024
JOHNSTON ISLAND							
JOHNSTON ISLAND							
(JOHNSTON AFB)	CO—CONTINENTAL	TOTAL	B-727-100	214		214	
			B-727-200	39		39	
			DC-10-30	1		1	
			ALL TYPES	254		254	259
MARIANA ISLANDS							
ROTA							
(ROTA)	CO—CONTINENTAL	TOTAL	F-27 SERIES	1681		1681	
			B-727-100	26		26	
			B-727-200	25		25	
			ALL TYPES	1732		1732	1814
SAIPAN							
(SAIPAN INTERNATIONAL)	CO—CONTINENTAL	TOTAL	F-27 SERIES	768		768	
			B-727-100	200		200	
			B-727-200	1550	8	1558	
			DC-10-10	1376	1	1377	
			DC-10-30	3		3	
			* B-727-100	1		1	
			ALL TYPES	3898	9	3907	3741
	NW—NORTHWEST AIRLINES	TOTAL	B-747	130		130	
			ALL TYPES	130		130	130
COMMUNITY TOTAL		TOTAL	F-27 SERIES	768		768	
			B-727-100	200		200	
			B-727-200	1550	8	1558	
			DC-10-10	1376	1	1377	
			DC-10-30	3		3	
			* B-727-100	1		1	
			B-747	130		130	
			ALL TYPES	4028	9	4037	3871
TINIAN							
(TINIAN)	CO—CONTINENTAL	TOTAL	F-27 SERIES	90		90	
			ALL TYPES	90		90	93
PUERTO RICO							
AGUADILLA							
(RAMEY AFB)	FM—FEDERAL EXPRESS	TOTAL	* BEECH 18	92		92	
			* C-208	5		5	
			* B-727-100	13		13	
			* B-727-200	124		124	
			* DC-8-73F	137		137	
			ALL TYPES	371		371	371

NOTE * - All Cargo Services

TABLE 7—Continued
Aircraft Departures Scheduled and Aircraft Departures Performed, By Community, By Air Carrier, And By Aircraft Type
12 Months Ended December 31, 1990

STATE OR U.S. AREA COMMUNITY (AIRPORT NAME)	CARRIER	OPERATION	TYPE OF AIRCRAFT	TOTAL DEPARTURES PERFORMED			DEPARTURES SCHEDULED
				SCHEDULED SERVICE	NON SCHEDULED SERVICE	ALL SERVICE	
PUERTO RICO—Continued							
AGUADILLA—Continued							
(RAMEY AFB)—Continued							
	KW—PACIFIC INTERSTATE	TOTAL	B-727-100	3		3	
			B-727-200	62	8	70	
			ALL TYPES	65	8	73	61
COMMUNITY TOTAL		TOTAL	* BEECH 18	92		92	
			* C-208	5		5	
			* B-727-100	13		13	
			* B-727-200	124		124	
			* DC-8-73F	137		137	
			B-727-100	3		3	
			B-727 200	62	8	70	
			ALL TYPES	436	8	444	432
MAYAGUEZ							
(EL MANI)	FM—FEDERAL EXPRESS	TOTAL	* BEECH 18	1		1	
			ALL TYPES	1		1	1
	NA—EXECUTIVE AIRLINES	TOTAL	CASA 212	2080		2080	
			ATR-42	78		78	
			ATR-72	62		62	
			ALL TYPES	2220		2220	2309
COMMUNITY TOTAL		TOTAL	* BEECH 18	1		1	
			CASA 212	2080		2080	
			ATR-42	78		78	
			ATR-72	62		62	
			ALL TYPES	2221		2221	2310
PONCE							
(PONCE)	EA—EASTERN AIR LINES	TOTAL	B-757-200	61		61	
			ALL TYPES	61		61	61
	FM—FEDERAL EXPRESS	TOTAL	* BEECH 18	255		255	
			* C 208	5		5	
			ALL TYPES	260		260	260
	KW—PACIFIC INTERSTATE	TOTAL	B-737-100/200	2		2	
			B-727-200	33	1	34	
			ALL TYPES	35	1	36	103
	NA—EXECUTIVE AIRLINES	TOTAL	CASA 212	363		363	
			ALL TYPES	363		363	367
COMMUNITY TOTAL		TOTAL	B-757-200	61		61	
			* BEECH 18	255		255	
			* C-208	5		5	
			B-737-100/200	2		2	
			B-727-200	33	1	34	
			CASA 212	363		363	
			ALL TYPES	719	1	720	791
ROOSEVELT ROADS							
(ROOSEVELT ROADS NAS)	NA—EXECUTIVE AIRLINES	TOTAL	ALL TYPES				1
SAN JUAN							
(LUIS MUNOZ MARIN INTL)	AA—AMERICAN AIRLINES	TOTAL	A-310-300	4383	1	4384	
			B-727-200	6529		6529	
			DC-10-10	2602		2602	
			DC-10-30	79		79	
			A-300-600	4204		4204	
			B-757-200	61		61	
			B-727-100	1		1	
			ALL TYPES	17859	1	17860	18197
	CO—CONTINENTAL	TOTAL	B-727 200	1		1	
			ALL TYPES	1		1	
	DL—DELTA AIR LINES	TOTAL	B-757 200	197		197	
			B-767-300	517		517	
			L 1011/100/20	847		847	
			B-767-200	11		11	
			ALL TYPES	1572		1572	1580

NOTE * = All Cargo Services

TABLE 7—Continued
Aircraft Departures Scheduled and Aircraft Departures Performed, By Community, By Air Carrier, And By Aircraft Type
12 Months Ended December 31, 1990

STATE OR U.S. AREA COMMUNITY (AIRPORT NAME)	CARRIER	OPERATION	TYPE OF AIRCRAFT	TOTAL DEPARTURES PERFORMED			DEPARTURES SCHEDULED
				SCHEDULED SERVICE	NON SCHEDULED SERVICE	ALL SERVICE	
PUERTO RICO—Continued							
SAN JUAN—Continued							
(LUIS MUNOZ MARIN INTL)—Continued							
	EA—EASTERN AIR LINES	TOTAL	DC-10-30	5	2	7	
			B-757-200	827	2	829	
			A-300-X4	301		301	
			B-727-200	644	1	645	
			L-1011/100/20	341	6	347	
			ALL TYPES	2118	11	2129	2119
	FM—FEDERAL EXPRESS	TOTAL	* BEECH 18	392		392	
			* C-208	355		355	
			* B-727-100	17		17	
			* B-727-200	419		419	
			* DC-10-30	2		2	
			* DC-8-73F	290		290	
			B-747-200		1	1	
			ALL TYPES	1475	1	1476	1475
	JW—ARROW AIR	TOTAL	* DC-8-63F	163	203	366	
			* DC-8-62	174	35	209	
			ALL TYPES	337	238	575	337
	NA—EXECUTIVE AIRLINES	TOTAL	CASA 212	7170		7170	
			ATR-42	3487		3487	
			ATR-72	952		952	
			ALL TYPES	11609		11609	12143
	PA—PAN AMERICAN	TOTAL	A-300-X4	7		7	
			B-727-200	1160	1	1161	
			B-747	3	1	4	
			A-310-300	1		1	
			ALL TYPES	1171	2	1173	1149
	TW—TRANS WORLD AIR	TOTAL	B-727-200	552	10	562	
			L-1011/100/	1212		1212	
			B-747	40		40	
			B-767-200	3		3	
			B-727-100	1		1	
			ALL TYPES	1808	10	1818	1832
	US—U S AIR	TOTAL	B-727-200	968		968	
			ALL TYPES	968		968	981
	5X—UNITED PARCEL SERVICE	TOTAL	* DC-8-71	9		9	
			* DC-8-73	18		18	
			ALL TYPES	27		27	27
COMMUNITY TOTAL		TOTAL	A-310-300	4384	1	4385	
			B-727-200	9854	12	9866	
			DC-10-10	2602		2602	
			DC-10-30	84	2	86	
			A-300-600	4204		4204	
			B-757-200	1085	2	1087	
			B-727-100	2		2	
			B-767-300	517		517	
			L-1011/100/20	2400	6	2406	
			B-767-200	14		14	
			A-300-X4	308		308	
			* BEECH 18	392		392	
			* C-208	355		355	
			* B-727-100	17		17	
			* B-727-200	419		419	
			* DC-10-30	2		2	
			* DC-8-73F	290		290	
			B-747-200		1	1	
			* DC-8-63F	163	203	366	
			* DC-8-62	174	35	209	
			CASA 212	7170		7170	

NOTE * = All Cargo Services

TABLE 7—Continued
Aircraft Departures Scheduled and Aircraft Departures Performed, By Community, By Air Carrier, And By Aircraft Type
12 Months Ended December 31, 1990

STATE OR U.S. AREA COMMUNITY (AIRPORT NAME)	CARRIER	OPERATION	TYPE OF AIRCRAFT	TOTAL DEPARTURES PERFORMED			DEPARTURES SCHEDULED
				SCHEDULED SERVICE	NON SCHEDULED SERVICE	ALL SERVICE	
PUERTO RICO—Continued							
SAN JUAN—Continued							
(LUIS MUNOZ MARIN INTL)—Continued							
COMMUNITY TOTAL—Continued							
			ATR-42	3487		3487	
			ATR-72	952		952	
			B-747	43	1	44	
			* DC-8-71	9		9	
			* DC-8-73	18		18	
			ALL TYPES	38945	263	39208	39640
ST.THOMAS, U.S. VIRGIN ISLANDS							
CHARLOTTE AMALIE							
(HARRY S TRUMAN)	AA—AMERICAN AIRLINES	TOTAL	A-310-300	364		364	
			B-727-200	219		219	
			A-300-600	354		354	
			ALL TYPES	937		937	990
	CO—CONTINENTAL	TOTAL	B-727-200	359	3	362	
			B-737-300	1	2	3	
			ALL TYPES	360	5	365	365
	EA—EASTERN A : LINES	TOTAL	B-757-200	285	2	287	
			B-727-200	370		370	
			ALL TYPES	655	2	657	664
	FM—FEDERAL EXPRESS	TOTAL	* C-208	501		501	
			ALL TYPES	501		501	501
	ML—MIDWAY AIRLINES	TOTAL	B-737-100/200	361		361	
			ALL TYPES	361		361	365
	NA—EXECUTIVE AIRLINES	TOTAL	CASA 212	1504		1504	
			ATR-42	1854		1854	
			ATR-72	10		10	
			ALL TYPES	3368		3368	3586
	PA—PAN AMERICAN	TOTAL	A-310-200	3		3	
			B-727-200	753	2	755	
			A-300-X4	9		9	
			A-310-300	1		1	
			ALL TYPES	766	2	768	765
COMMUNITY TOTAL		TOTAL	A-310-300	365		365	
			B-727-200	1701	5	1706	
			A-300-600	354		354	
			B-737-300	1	2	3	
			B-757-200	285	2	287	
			* C-208	501		501	
			B-737-100/200	361		361	
			CASA 212	1504		1504	
			ATR-42	1854		1854	
			ATR-72	10		10	
			A-310-200	3		3	
			A-300-X4	9		9	
			ALL TYPES	6948	9	6957	7236
CHRISTIANSTED, ST.CROIX							
(ALEXANDER HAMILTON)	AA—AMERICAN AIRLINES	TOTAL	A-310-300	191		191	
			B-727-200	323		323	
			A-300-600	180		180	
			ALL TYPES	694		694	708
	CO—CONTINENTAL	TOTAL	B-727-200	364	3	367	
			B-737-300	1	2	3	
			ALL TYPES	365	5	370	365
	EA—EASTERN AIR LINES	TOTAL	B-757-200	286	1	287	
			B-727-200	370		370	
			ALL TYPES	656	1	657	664
	FM—FEDERAL EXPRESS	TOTAL	* C-208	253		253	
			ALL TYPES	253		253	253
	JW—ARROW AIR	TOTAL	* DC-8-63F	1		1	

NOTE * = All Cargo Services

TABLE 7—Continued
Aircraft Departures Scheduled and Aircraft Departures Performed, By Community, By Air Carrier, And By Aircraft Type
12 Months Ended December 31, 1990

STATE OR U.S. AREA COMMUNITY (AIRPORT NAME)	CARRIER	OPERATION	TYPE OF AIRCRAFT	TOTAL DEPARTURES PERFORMED			DEPARTURES SCHEDULED
				SCHEDULED SERVICE	NON SCHEDULED SERVICE	ALL SERVICE	
ST.THOMAS, U.S. VIRGIN ISLANDS—Continued							
CHRISTIANSTED, ST.CROIX—Continued							
(ALEXANDER HAMILTON)—Continued							
			ALL TYPES	1		1	1
	ML—MIDWAY AIRLINES	TOTAL	B-737-100/200	360		360	
			ALL TYPES	360		360	365
	NA—EXECUTIVE AIRLINES	TOTAL	CASA 212	1716		1716	
			ATR-42	552		552	
			ATR-72	45		45	
			ALL TYPES	2313		2313	2391
	PA—PAN AMERICAN	TOTAL	A-310-200	3		3	
			B-727-200	1103	2	1105	
			A-300-X4	16		16	
			A-310-300	1		1	
			ALL TYPES	1123	2	1125	1116
COMMUNITY TOTAL		TOTAL	A-310-300	192		192	
			B-727-200	2160	5	2165	
			A-300-600	180		180	
			B-737-300	1	2	3	
			B-757-200	286	1	287	
			* C-208	253		253	
			* DC-6-63F	1		1	
			B-737-100/200	360		360	
			CASA 212	1716		1716	
			ATR-42	552		552	
			ATR-72	45		45	
			A-310-200	3		3	
			A-300-X4	16		16	
			ALL TYPES	5765	8	5773	5863
OVER-ALL TOTAL FOR OTHER U.S. AREAS		TOTAL	L-1011/100/20	2479	7	2486	
			DC-8-62	425	72	497	
			DC-10-30	332	2	334	
			B-727-100	1325		1325	
			B-727-200	18442	50	18492	
			* B-727-100	118		118	
			F-27 SERIES	3555		3555	
			DC-10-10	5805	1	5806	
			B-747	542	1	543	
			B-747-200	20	1	21	
			* DC-10-30	2	2	4	
			* B-747	1	1	2	
			* B-747-200		13	13	
			* BEECH 18	740		740	
			* C-208	1119		1119	
			* B-727-200	543		543	
			* DC-8-73F	427		427	
			CASA 212	12833		12833	
			ATR-42	5971		5971	
			ATR-72	1069		1069	
			B-757-200	1717	5	1722	
			B-737-100/200	723		723	
			A-310-300	4941	1	4942	
			A-300-600	4738		4738	
			B-767-300	517		517	
			B-767-200	14		14	
			A-300-X4	333		333	
			* DC-8-63F	164	203	367	
			* DC-8-62	174	35	209	
			* DC-8-71	9		9	
			* DC-8-73	18		18	

NOTE * = All Cargo Services

TABLE 7—Continued
Aircraft Departures Scheduled and Aircraft Departures Performed, By Community, By Air Carrier, And By Aircraft Type
12 Months Ended December 31, 1990

STATE OR U.S. AREA COMMUNITY (AIRPORT NAME)	CARRIER	OPERATION	TYPE OF AIRCRAFT	TOTAL DEPARTURES PERFORMED			DEPARTURES SCHEDULED
				SCHEDULED SERVICE	NON SCHEDULED SERVICE	ALL SERVICE	
OVER-ALL TOTAL FOR OTHER U.S. AREAS—Continued							
			B-737-300	2	4	6	
			A-310-200	6		6	
			ALL TYPES	69104	398	69502	70720
OVER-ALL TOTAL FOR ALL COMMUNITIES, ALL AREAS		TOTAL	DC-9-80	788069	1618	789687	
			B-727-100	166819	1159	167978	
			B-727-200	1205609	5269	1210878	
			DC-9-30	720613	1671	722284	
			B-737-100/200	797657	674	798331	
			B-757-200	233224	539	233763	
			B-767-200	75862	72	75934	
			B-767-300	33826	33	33859	
			L-1011/100/20	70558	550	71108	
			L-1011-500	3703	9	3712	
			DC-8-50	144676	152	144828	
			A-300-X4	38539	195	38734	
			* C-208	90716		90716	
			* B-727-100	55012	2261	57273	
			* B-727-200	23440	15	23455	
			B-747-200	7570	617	8187	
			DC-9-10	107869	68	107937	
			DC-9-40	7229	27	7256	
			B-737-300	767540	4118	771658	
			F-28-4000/600	129478	122	129600	
			FOKKER 100	34177	82	34259	
			B-737-400	76374	55	76429	
			B-737-500	18538	6	18544	
			BAE-146-300	31271		31271	
			* DC-10-30	7539	183	7722	
			* L-188A/C	5278	9797	15075	
			* BEECH 18	13512		13512	
			L-188A/C	597	552	1149	
			B-727-100C/QC	1198	88	1286	
			* DC-6	8584	1064	9648	
			B-737-200C	85378	353	85731	
			* B-737-200C	10785	14	10799	
			* L-100-30	2631	889	3520	
			DASH-7	24420	866	25286	
			* B-747-200	4431	453	4884	
			* B-747	2779	287	3066	
			* DC-8-73F	2699	286	2985	
			DC-8-62	1000	295	1295	
			B-747	28511	730	29241	
			* B-747F	3929	33	3962	
			B-747-400	2436		2436	
			YS-11	922	16	938	
			DC-10-10	111014	63	111077	
			B-747SP	2191	1	2192	
			* DC-8-73	302		302	
			* DC-8-63F	943	767	1710	
			* DC-8-62	773	659	1432	
			DHC-8	66163	3	66166	
			DC-10-30	14577	113	14690	
			* DC-10-10	5705	31	5736	
			DC-9-15F	22267	11	22278	
			DC-10-40	18938		18938	
			A-320-200	11628		11628	
			DC-8-71	25659	44	25703	
			BAE-146-200	72528	6	72534	
			* CV-640	1970	2764	4734	
			EMBRAER 120	55652		55652	

NOTE * – All Cargo Services

TABLE 7—Continued
Aircraft Departures Scheduled and Aircraft Departures Performed, By Community, By Air Carrier, And By Aircraft Type
12 Months Ended December 31, 1990

STATE OR U.S. AREA COMMUNITY (AIRPORT NAME)	CARRIER	OPERATION	TYPE OF AIRCRAFT	TOTAL DEPARTURES PERFORMED			DEPARTURES SCHEDULED
				SCHEDULED SERVICE	NON SCHEDULED SERVICE	ALL SERVICE	
OVER-ALL TOTAL FOR ALL COMMUNITIES, ALL AREAS—Continued							
			EMBRAER	38785		38785	
			JETSTREAM 31	63816		63816	
			SHORTS 360	15236		15236	
			A-310-300	15276	14	15290	
			BAE-146-100	14152	33	14185	
			A-300-600	10874		10874	
			DC-8-61	412	48	460	
			A-310-200	2466	4	2470	
			* DC-8-50F		400	400	
			* DC-9-80	2		2	
			CV-580	5821	12	5833	
			BH-1900	730		730	
			F-27 SERIES	46216		46216	
			* DC-6A	120	322	442	
			* B-757-200	570	1	571	
			* B-707-300C	264	52	316	
			* CV-340/440		71	71	
			* B-737-100/200	129		129	
			SWEAR-METRO I	106476		106476	
			BAE-ATP	7272		7272	
			* DC-8-71	19	1	20	
			* DC-9-50	1		1	
			DC-8-63F		3	3	
			B-747F		1	1	
			* DC-8-61		1	1	
			* DC-9-30	1		1	
			ATR-42	9156		9156	
			FH-227	34		34	
			CASA 212	12833		12833	
			ATR-72	1069		1069	
			ALL TYPES	6601038	40643	6641681	6758571
SUMMARY BY CARRIER, ALL COMMUNITIES, ALL AREAS	AA—AMERICAN AIRLINES	TOTAL	B-757-200	19583	6	19589	
			A-300-600	10874		10874	
			A-310-300	10916	7	10923	
			B-727-100	66768	9	66777	
			B-727-200	195371	90	195461	
			DC-10-10	56298	14	56312	
			DC-10-30	6239	80	6319	
			DC-9-80	344970	68	345038	
			B-767-200	24141	4	24145	
			B-767-300	7483		7483	
			B-737-300	17005		17005	
			B-737-100/200	15075		15075	
			BAE-146-100	9041		9041	
			B-747SP	321		321	
			ALL TYPES	784065	278	784343	801974
	AE—AERIAL TRASNIT	TOTAL	* DC-6A	120	322	442	
			ALL TYPES	120	322	442	121
	AP—ASPEN AIRWAYS	TOTAL	CV-580	5821	12	5833	
			BAE-146-100	5111	33	5144	
			BAE-146-200	186		186	
			BH-1900	730		730	
			ALL TYPES	11848	45	11893	12823
	AQ—ALOHA AIRLINES	TOTAL	B-737-300	8505	2	8507	
			B-737-100/200	39210	106	39316	
			* B-737-100/200	129		129	
			B-737-200C	12010	52	12062	
			* B-737-200C	7725		7725	
			ALL TYPES	67579	160	67739	71367

NOTE * = All Cargo Services

TABLE 7—Continued
Aircraft Departures Scheduled and Aircraft Departures Performed, By Community, By Air Carrier, And By Aircraft Type
12 Months Ended December 31, 1990

STATE OR U.S. AREA COMMUNITY (AIRPORT NAME)	CARRIER	OPERATION	TYPE OF AIRCRAFT	TOTAL DEPARTURES PERFORMED			DEPARTURES SCHEDULED
				SCHEDULED SERVICE	NON SCHEDULED SERVICE	ALL SERVICE	
OVER-ALL TOTAL FOR ALL COMMUNITIES, ALL AREAS—Continued							
SUMMARY BY CARRIER, ALL COMMUNITIES, ALL AREAS—Continued							
	AS—ALASKA AIRLINES	TOTAL	B-737-200C	14917	190	15107	
			* B-737-200C	1939		1939	
			DC-9-80	45364	146	45510	
			B-727-100	1265	1	1266	
			* B-727-100	4		4	
			B-727-200	43214	191	43405	
			* B-727-200	8		8	
			* DC-9-80	2		2	
			ALL TYPES	106713	528	107241	107664
	BF—MARKAIR	TOTAL	* L-100-30	2631	872	3503	
			* B-737-200C	1121	14	1135	
			DASH-7	3567	1	3568	
			B-737-200C	15139	30	15169	
			ALL TYPES	22458	917	23375	24168
	CO—CONTINENTAL	TOTAL	B-737-300	78389	2546	80935	
			B-737-100/200	24849	20	24869	
			B-737-200C	43312	81	43393	
			DC-9-10	13840		13840	
			DC-9-30	48726	365	49091	
			DC-9-80	96017	755	96772	
			B-727-100	14929	90	15019	
			B-727-200	107007	2590	109597	
			A-300-X4	15555	172	15727	
			DC-10-10	4975	1	4976	
			DC-10-30	3725		3725	
			* DC-10-30	4		4	
			B-747	823	1	824	
			B-747-200	2493		2493	
			* B-747-200	6		6	
			EMBRAER 120	3216		3216	
			* B-747	1		1	
			ATR-42	3185		3185	
			F-27 SERIES	3562		3562	
			FH-227	34		34	
			* B-727-100	88		88	
			ALL TYPES	464736	6621	471357	472782
	CR—CONNER AIR LINES	TOTAL	* DC-6	110		110	
			ALL TYPES	110		110	116
	DH—DISCOVERY AIRLINES	TOTAL	BAE-146-200	5590	2	5592	
			ALL TYPES	5590	2	5592	5638
	DL—DELTA AIR LINES	TOTAL	B-737-300	26250	8	26258	
			B-737-100/200	138212	72	138284	
			B-757-200	100548	132	100680	
			B-767-200	23735	24	23759	
			DC-9-30	98392	28	98420	
			DC-9-80	145795	60	145855	
			B-727-200	260225	413	260638	
			L-1011/100/20	31500	24	31524	
			B-767-300	26363	33	26396	
			L-1011-500	3703	9	3712	
			ALL TYPES	854723	803	855526	860680
	EA—EASTERN AIR LINES	TOTAL	DC-9-30	91503	3	91506	
			DC-9-50	47768	40	47808	
			B-727-200	78248	235	78483	
			* DC-9-50	1		1	
			B-757-200	31621	60	31681	
			A-300-X4	13433	16	1. 449	
			L-1011/100/20	6545	138	6683	
			* DC-9-30	1		1	

NOTE. * = All Cargo Services

TABLE 7—Continued
Aircraft Departures Scheduled and Aircraft Departures Performed, By Community, By Air Carrier, And By Aircraft Type
12 Months Ended December 31, 1990

STATE OR U.S. AREA COMMUNITY (AIRPORT NAME)	CARRIER	OPERATION	TYPE OF AIRCRAFT	TOTAL DEPARTURES PERFORMED			DEPARTURES SCHEDULED
				SCHEDULED SERVICE	NON SCHEDULED SERVICE	ALL SERVICE	
OVER-ALL TOTAL FOR ALL COMMUNITIES, ALL AREAS—Continued SUMMARY BY CARRIER, ALL COMMUNITIES, ALL AREAS—Continued							
			DC-10-30	204	24	228	
			* B-727-200	1		1	
			DC-9-80	1		1	
			ALL TYPES	269326	516	269842	273878
	FF—TOWER AIR	TOTAL	B-747	310	183	493	
			ALL TYPES	310	183	493	361
	FM—FEDERAL EXPRESS	TOTAL	* BEECH 18	13512		13512	
			* C-208	90716		90716	
			* B-727-100	52497	29	52526	
			* B-727-200	23431	15	23446	
			* DC-10-10	5705	31	5736	
			* DC-10-30	7521	183	7704	
			* B-747-200	4425	453	4878	
			B-747-200		585	585	
			* B-747	2768	287	3055	
			* DC-8-73F	2512	37	2549	
			ALL TYPES	203067	1620	204707	203067
	HA—HAWAIIAN AIRLINES	TOTAL	L-1011/100/20	2692	109	2801	
			DC-8-62	1000	295	1295	
			DASH-7	20852	865	21717	
			DC-9-50	37348	106	37454	
			DC-9-15F	4887	4	4891	
			DC-9-80	4744	3	4747	
			ALL TYPES	71523	1382	72905	77527
	HP—AMERICAN WEST	TOTAL	B-737-300	91431	717	92148	
			B-737-100/200	85734	44	85778	
			B-757-200	16864	38	16902	
			DHC-8	25818	2	25820	
			B-747-200	2527	11	2538	
			ALL TYPES	222374	812	223186	225203
	HU—NORTHERN AIR CARGO	TOTAL	* DC-8	8474	935	9409	
			ALL TYPES	8474	935	9409	9187
	JE—EXPRESS ONE	TOTAL	B-727-100		14	14	
			* B-727-100		901	901	
			ALL TYPES		915	915	
	JH—AMERIJET INTERNATIONAL	TOTAL	* B-727-100	2403	1331	3734	
			ALL TYPES	2403	1331	3734	3218
	JW—ARROW AIR	TOTAL	* DC-8-63F	505	705	1210	
			* DC-8-62	535	640	1175	
			ALL TYPES	1040	1345	2385	966
	KW—PACIFIC INTERSTATE	TOTAL	B-737-100/200	459	69	528	
			B-727-100	209	206	415	
			B-727-200	644	131	775	
			ALL TYPES	1312	406	1718	1380
	MG—MGM GRAND AIR	TOTAL	B-727-100	878	51	929	
			DC-8-61	412	5	417	
			ALL TYPES	1290	56	1346	1301
	ML—MIDWAY AIRLINES	TOTAL	B-737-100/200	18077	7	18084	
			DC-9-15F	17380	7	17387	
			DC-9-30	68345	139	68484	
			DC-9-80	15799	4	15803	
			ALL TYPES	119601	157	119758	122602
	NA—EXECUTIVE AIRLINES	TOTAL	CASA 212	12833		12833	
			ATR-42	5971		5971	
			ATR-72	1069		1069	
			ALL TYPES	19873		19873	20797

NOTE: * = All Cargo Services

TABLE 7—Continued
Aircraft Departures Scheduled and Aircraft Departures Performed, By Community, By Air Carrier, And By Aircraft Type
12 Months Ended December 31, 1990

STATE OR U.S. AREA COMMUNITY (AIRPORT NAME)	CARRIER	OPERATION	TYPE OF AIRCRAFT	TOTAL DEPARTURES PERFORMED			DEPARTURES SCHEDULED
				SCHEDULED SERVICE	NON SCHEDULED SERVICE	ALL SERVICE	
OVER-ALL TOTAL FOR ALL COMMUNITIES, ALL AREAS—Continued							
SUMMARY BY CARRIER, ALL COMMUNITIES, ALL AREAS—Continued							
	NW—NORTHWEST AIRLINES	TOTAL	DC-9-30	148755	3	148758	
			DC-9-40	1824		1824	
			B-727-200	95912	58	95970	
			B-747	6268	111	6379	
			B-757-200	47887	2	47889	
			DC-9-10	67758		67758	
			DC-9-50	59560	6	59566	
			DC-9-80	13839	4	13843	
			A-320-200	11628		11628	
			B-727-100	13155		13155	
			DC-10-40	18938		18938	
			* B-747F	3929	33	3962	
			B-747-400	1581		1581	
			B-747F		1	1	
			ALL TYPES	493034	218	493252	502048
	OD—EMERALD	TOTAL	DC-9-10	2	5	7	
			ALL TYPES	2	5	7	
	OE—WESTAIR AIRLINES	TOTAL	EMBRAER 120	52436		52436	
			EMBRAER 31	38785		38785	
			JETSTREAM 31	63813		63813	
			SHORTS 360	8941		8941	
			BAE-146-200	16899		16899	
			ALL TYPES	180874		180874	211116
	PA—PAN AMERICAN	TOTAL	A-300-X4	9551	7	9558	
			A-310-200	2466	4	2470	
			A-310-300	4360	7	4367	
			B-727-200	82181	209	82390	
			B-747	8734	73	8807	
			JETSTREAM 31	3		3	
			B-747-200	2181	21	2202	
			DASH-7	1		1	
			ALL TYPES	109477	321	109798	105217
	QX—HORIZON AIR	TOTAL	SWEAR-METHO I	106476		106476	
			DHC-8	42345	1	42346	
			F-28-4000/600	6747	122	6869	
			ALL TYPES	155568	123	155691	161606
	RV—REEVE ALEUTIAN	TOTAL	L-188A/C	597	552	1149	
			YS-11	922	16	938	
			B-727-100C/QC	1198	88	1286	
			ALL TYPES	2717	656	3373	2678
	SA—SOUTHERN AIR TRANSPORT	TOTAL	* L-100-30		17	17	
			* B-707-300C	2	11	13	
			* DC-8-71		1	1	
			ALL TYPES	2	29	31	
	TB—TRUMP SHUTTLE	TOTAL	B-727-100	5903	68	5971	
			B-727-200	16472	462	16934	
			ALL TYPES	22375	530	22905	22941
	TW—TRANS WORLD AIR	TOTAL	DC-9-80	52962	507	53469	
			B-727-200	85372	729	86101	
			B-767-200	7733		7733	
			DC-9-10	13184	5	13189	
			DC-9-30	72474	134	72608	
			DC-9-40	5405	27	5432	

NOTE * = All Cargo Services

TABLE 7—Continued
Aircraft Departures Scheduled and Aircraft Departures Performed, By Community, By Air Carrier, And By Aircraft Type
12 Months Ended December 31, 1990

STATE OR U.S. AREA COMMUNITY (AIRPORT NAME)	CARRIER	OPERATION	TYPE OF AIRCRAFT	TOTAL DEPARTURES PERFORMED			DEPARTURES SCHEDULED
				SCHEDULED SERVICE	NON SCHEDULED SERVICE	ALL SERVICE	
OVER-ALL TOTAL FOR ALL COMMUNITIES, ALL AREAS—Continued							
SUMMARY BY CARRIER, ALL COMMUNITIES, ALL AREAS—Continued							
			B-727-100	11066	215	11281	
			L-1011/100/20	29340	14	29354	
			B-747	5673	299	6172	
			ALL TYPES	283409	1930	285339	286502
	TZ—AMERICAN TRANS AIR	TOTAL	B-757-200	600	272	872	
			B-727-100	311	429	740	
			L-1011/100/20	481	285	746	
			ALL TYPES	1392	966	2358	944
	UA—UNITED AIR LINES	TOTAL	B-737-300	158326	47	158373	
			B-737-100/200	132333	6	132339	
			B-727-100	52335	76	52411	
			B-727-200	169477	141	169618	
			B-737-500	496		496	
			B-757-200	16121	29	16150	
			B-767-200	15141	44	15185	
			DC-10-10	49741	48	49789	
			B-747	4503	63	4566	
			B-747-200	369		369	
			B-747SP	1870	1	1871	
			DC-8-71	25659	44	25703	
			DC-10-30	4409	9	4418	
			* DC-10-30	4		4	
			B-747-400	855		855	
			ALL TYPES	631639	508	632147	642947
	US—U.S. AIR	TOTAL	B-737-400	78374	55	78429	
			B-737-300	221414	687	222101	
			DC-9-80	66201	41	66242	
			B-727-200	71486	20	71506	
			BAE-146-200	49653	4	49657	
			F-28-4000/600	122731		122731	
			FOKKER 100	34177	82	34259	
			B-737-100/200	189664	323	190187	
			DC-9-30	166658	912	167570	
			B-767-200	5112		5112	
			ALL TYPES	1025670	2124	1027994	1041996
	VK—ZANTOP INTL AIRLINES	TOTAL	* L-188A/C	5278	9797	15075	
			* CV-640	1970	2764	4734	
			ALL TYPES	7248	12561	19809	19799
	WE—CHALLENGE AIR CARGO	TOTAL	* B-707-300C	262	41	303	
			* B-757-200	570	1	571	
			* DC-8-63F	419	13	432	
			ALL TYPES	1251	55	1306	1251
	WN—SOUTHWEST AIRLINES	TOTAL	B-737-500	18042	6	18048	
			B-737-300	166220	111	166331	
			B-737-100/200	153844	27	153871	
			ALL TYPES	338106	144	338250	343234
	YB—TRANS CONTINENTAL	TOTAL	* DC-8-50F		400	400	
			DC-8-61		43	43	
			* DC-6		129	129	
			* CV-340/440		71	71	
			DC-8-63F		3	3	
			ALL TYPES		646	646	
	YX—MIDWEST EXPRESS	TOTAL	DC-9-80	2377	30	2407	
			DC-9-10	13085	58	13143	
			DC-9-30	5760	87	5847	
			ALL TYPES	21222	175	21397	21553
	ZW—AIR WISCONSIN	TOTAL	BAE-ATP	7272		7272	

NOTE: * = All Cargo Services

TABLE 7—Continued
Aircraft Departures Scheduled and Aircraft Departures Performed, By Community, By Air Carrier, And By Aircraft Type
12 Months Ended December 31, 1990

STATE OR U.S. AREA COMMUNITY (AIRPORT NAME)	CARRIER	OPERATION	TYPE OF AIRCRAFT	TOTAL DEPARTURES PERFORMED			DEPARTURES SCHEDULED
				SCHEDULED SERVICE	NON SCHEDULED SERVICE	ALL SERVICE	
OVER-ALL TOTAL FOR ALL COMMUNITIES, ALL AREAS—Continued							
SUMMARY BY CARRIER, ALL COMMUNITIES, ALL AREAS—Continued							
			F-27 SERIES	42654		42654	
			BAE-146-300	31271		31271	
			SHORTS 360	6295		6295	
			ALL TYPES	87492		87492	93695
	5X—UNITED PARCEL SERVICE	TOTAL	* B-747	10		10	
			* DC-8-71	19		19	
			* DC-8-73	302		302	
			* B-727-100	20		20	
			* DC-10-30	10		10	
			ALL TYPES	361		361	361
	8C—AIR TRANSPORT INTERNATIONAL	TOTAL	* DC-8-62	238	3	241	
			* DC-8-61		1	1	
			ALL TYPES	238	4	242	217
	9R—ROSENBALM AVATION	TOTAL	* DC-8-63F	19	49	68	
			* DC-8-62		16	16	
			* DC-8-73F	187	249	436	
			ALL TYPES	206	314	520	204
TOTAL FOR ALL CARRIERS		TOTAL	ALL TYPES	6601038	40643	6641681	6758571

NOTE * = All Cargo Services

☆ U.S. GOVERNMENT PRINTING OFFICE: 1991 526-060/40772