AD-A237 531

1989 SURVEY OF UNITED STATES ARMY RESERVE (USAR) TROOP PROGRAM UNIT (TPU) SOLDIERS

Tabulation of Questionnaire Responses:
Longitudinal Sample:
Junior Enlisted Stayers from 1988 to 1989
1989 Questionnaire Responses

(Contract No. MDA903-87-C-0871)

DTIC
ELECTE
JUN 25 1991
S D
D

Submitted to:

Office of the Chief, Army Reserve
The Pentagon
Washington, DC

Submitted by:

Westat, Inc.
Rockville, Maryland

DISTRIBUTION STATEMENT A
Approved for public release
Distribution unlimited

30 September 1989

Project Staff:

Dr. James Griffith, Project Director
Dr. Shelley Perry, Senior Research Analyst
Mr. John Rauch, Project Manager
Mr. James Greenlees, Research Analyst
Ms. Carin Rauch, Programmer Analyst
Mr. Michael Rhoads, Data Processing Group Manager

91-03297

91

TABLE OF CONTENTS

	Page
DATA TABULATION VOLUMES	1
Types of Tabulation Volumes	1
Crossing Variables Chosen for Crosstabulations	3
Conventions Adopted for the Tabulations	9
Treatment of Weighted Data in the Tabulation Volumes	11
TABLE OF CONTENTS FOR THE TABULATION VOLUME	15
TABULATION OF QUESTIONNAIRE RESPONSES	26
QUESTIONNAIRE INSTRUMENT	



DATA TABULATION VOLUMES

This material provides information for use by readers to interpret the tabulation volumes accompanying the final project report: 1989 Survey of U.S. Army Reserve (USAR) Troop Program Unit (TPU) Soldiers. The Tabulation Volumes list questionnaire items and the percent of respondents (weighted to population estimates) who have responded in particular ways to questionnaire items. Frequencies of variables calculated from **unweighted** data are found in the Codebook.

The U.S. Army Reserve population eligible for selection was defined by the number of personnel records on a December 1988 SIDPERS data base; this totalled 280,265 Reservists, 268,201 of whom were eligible for the cross-sectional sample. A total of 25,327 Reservists were selected for the cross-sectional sample. In addition, the 11,452 Reservists who were selected and responded to the survey in 1988 were surveyed in 1989 to assess changes in attitudes and perceptions, and examine their relationship to leaving or staying in the U.S. Army Reserve. The total for the 1989 combined cross-sectional and longitudinal samples was 36,779 Reservists. Of the 25,327 selected Reservists in the 1989 cross-sectional sample, 10,913 completed and returned their surveys, resulting in a 43% unadjusted response rate. A total of 6,754 of the 12,295 Reservists (of whom 843 were no longer on the SIDPERS database) in the longitudinal sample completed and returned their questionnaires, for a final unadjusted response rate of 59%. Responses were then weighted to account for disproportionate sampling and differential nonresponse across specific subgroups. Weighting procedures also involved weighting respondent data to the eligible U.S. Army Reserve population (as described in Chapter 2 of the 1989 Research Plan).

Types of Tabulation Volumes

There are two sets of Tabulation Volumes. The first set of Tabulation Volumes presents results for the 1989 cross-sectional sample only. This sample consists of Reservists selected in the second year of the survey who returned completed survey questionnaires (N = 10,913). There are four cross-sectional 1989 Tabulation Volumes that report results for: (1) all respondents; (2) officers only; (3) noncommissioned officers (NCOs) only; and (4) junior enlisted personnel only. The second set of Tabulation Volumes presents results for the 1989 longitudinal sample only. Comparing response frequencies in the 1988 cross-sectional Tabulation

Volumes (produced in 1988) with those in the 1989 cross-section Tabulation Volumes shows the amount of change in background characteristics, attitudes, and opinions of the **U.S. Army Reserve population and subpopulations (e.g., junior enlisted, NCOs, etc.)** from 1988 to 1989.

The second set of Tabulation Volumes present results for the 1988-1989 longitudinal sample. This sample consists of Reservists who were sampled and had completed survey questionnaires in the first year and who had also returned completed survey questionnaires in 1989 (N=6,754 of a total of 11,452[1] Reservists in the longitudinal sample). Three Tabulation Volumes were generated for the 1988-1989 longitudinal sample. The first volume reports 1989 questionnaire responses of junior enlisted who stayed in the Army Reserve from 1988 to 1989 (referred to as "stayers;" N=1,782 of a total of 3,568 junior enlisted Reservists in the longitudinal sample).

The second longitudinal Tabulation Volume reports the 1988 questionnaire responses of the junior enlisted "stayers" who were used as the sample to generate the first longitudinal Tabulation Volume. Comparing questionnaire response frequencies between the 1988 and 1989 longitudinal Tabulation Volumes for junior enlisted stayers show aggregate changes in attitudes and perceptions of junior enlisted stayers from 1988 to 1989.

The third 1988-1989 longitudinal Tabulation Volume reports the 1988 questionnaire responses of junior enlisted "leavers" from 1988 to 1989. Of the total sample of 3,568 junior enlisted in the longitudinal sample, 574 junior enlisted left the Army Reserve between 1988 and 1989. Comparing responses in this 1988 "leaver" Tabulation Volume to those in the 1988 "stayer" Tabulation Volume shows aggregate differences in attitudes and perceptions between junior enlisted leavers and stayers. These differences may be interpreted as factors influencing the decisions of junior enlisted to stay in or leave the Army Reserve.

[1]Of the original 12,295 soldiers in the 1988 longitudinal sample, 843 soldiers were no longer found on the 1989 SIDPERS data file.

Crossing Variables Chosen for Crosstabulations

The primary function of the Tabulation Volumes is to provide data that have direct implications for specific research questions and for U.S. Army Reserve policy questions. Most of these questions pertain to subpopulation differences, such as:

- How does intention to stay in the Army Reserve differ by rank, gender, marital status, educational level, and prior service?
- To what extent can the observed differences in Reservists' intentions to remain in the Army Reserve be explained by differences in their reasons for joining, expectations for the Reserve, the type of Army Reserve duties they perform, their unit's administration and leadership, etc.?

The Tabulation Volumes serve primarily to answer these broad questions of interest, as they report the distribution of responses to questionnaire items overall and by subpopulations of policy interest. For the cross-sectional sample, there are four separate Tabulation Volumes; these are: (1) (officers and enlisted combined) questionnaire item responses by rank; (2) officers (O1 through O8), questionnaire item responses by selected demographic variables (see below); (3) noncommissioned officers (NCOs, E5 through E9), questionnaire item responses by selected demographic variables (see below); and (4) junior enlisted only (E1 through E4), questionnaire item responses by selected demographic variables (see below).

There are three separate Tabulation Volumes for the longitudinal sample; these are: (1) 1989 questionnaire responses of junior enlisted stayers from 1988 to 1989, crossed by selected demographic variables (as described below); (2) 1988 questionnaire responses of junior enlisted stayers from 1988 to 1989, crossed by selected demographic variables (as described below); and (3) 1988 questionnaire responses of junior enlisted leavers between 1988 and 1989, crossed by selected demographic variables (as described below). Detailed below are the specific crossing variables used for the cross-sectional and longitudinal Tabulation Volumes.

Cross-Sectional Tabulation Volumes. Demographic information collected from the survey instrument was used to group respondents into the four rank subpopulations for which cross-sectional Tabulation Volumes were generated. Indicated below are the questionnaire items that were used to define the categories for each of the crossing variables.

Volume No. 1 (combined Officers and Enlisted) (Questionnaire item response by rank as determined by response to Questionnaire Item 73)

Junior Enlisted (E1-E4)
Junior NCOs (E5-E6)
Senior NCOs (E7-E9)

ROTC Cadets (CT5-CT8)

Junior Warrants (W01, CW2)
Senior Warrants (CW3, CW4)

Company Grade Officers (01-03)
Field Grade Officers (04-05)
Colonels and General Officers (06-08)

Volume No. 2 (Officers only, i.e., ROTC Cadets, Warrant Officers and Commissioned Officers as determined by Questionnaire Item 73) (Questionnaire item response by selected variables listed below)

Gender (As determined by responses to Questionnaire Item 92)

Male
Female

Marital Status (As determined by responses to Questionnaire Item 97)

Not Married (Never married)
Married (Married for first time, Remarried)
Other (Legally separated, Divorced, Widowed)

Educational Level (As determined by response to Questionnaire Item 95)

No College Degree (Less than a Bachelor's degree)
College Degree (Bachelor's degree or higher)

Prior Service (As determined by responses to Questionnaire Item 5)

Prior Service
No Prior Service

AOC-Qualified (As determined by responses to Questionnaire Item 28)

Qualified for Duty Position
Not Qualified for Duty Position

Career Intent (As determined by responses to Questionnaire Item 84)

Stay Past Current Obligation or Until Retirement
Leave at End of Current Obligation
Leave Before End of Current Obligation

Volume No. 3 (Noncommissioned Officers only, i.e., Sergeants (E5) through Sergeant Majors (E9)) (Questionnaire item response by selected variables listed below)

Gender (As determined by responses to Questionnaire Item 92)

Male
Female

Marital Status (As determined by responses to Questionnaire Item 97)

Not Married
Married
Other

Educational Level (As determined by responses to Questionnaire Item 95)

Less than High School
High School Completed
Less than College Degree
Bachelor's Degree & Up

Prior Service (As determined by responses to Questionnaire Item 5)

Prior Service
No Prior Service

MOS-Qualified (As determined by responses to Questionnaire Item 28)

Qualified for Duty Position
Not Qualified for Duty Position

Career Intent (As determined by responses to Questionnaire Item 84)

Stay Past Current Obligation or Until Retirement
Leave at End of Current Obligation
Leave Before End of Current Obligation

Volume No. 4 (Junior enlisted only, i.e., Privates through Corporals/Specialist Fours) (Questionnaire item response by selected variables listed below)

Gender (As determined by responses to Questionnaire Item 92)

Male
Female

Marital Status (As determined by responses to Questionnaire Item 97)

Not Married
Married
Other

Educational Level (As determined by responses to Questionnaire Item 95)

Less than High School
High School Completed
Less than College Degree
Bachelor's Degree & Up

Prior Service (As determined by responses to Questionnaire Item 5)

Prior Service
No Prior Service

MOS-Qualified (As determined by responses to Questionnaire Item 28)

Qualified for Duty Position
Not Qualified for Duty Position

Career Intent (As determined by responses to Questionnaire Item 84)

Stay Past Current Obligation or Until Retirement
Leave at End of Current Obligation
Leave Before End of Current Obligation

Longitudinal Tabulation Volumes. Each of the three longitudinal Tabulation Volumes consist of junior enlisted responses only. Demographic information collected from the survey instrument was used to group respondents into rank categories, and junior enlisted were then separated from the other rank groups for purposes of producing the longitudinal Tabulation Volumes.

The crossing variables used for each of the longitudinal Tabulation Volumes were identical. Indicated below are the questionnaire items that were used to define categories for each of the crossing variables.

Longitudinal Tabulation Volumes (Junior enlisted only, i.e., Privates through Corporals/Specialist Fours) (Questionnaire item response by selected variables listed below)

Gender (As determined by responses to Questionnaire Item 92)

Male
Female

Marital Status (As determined by responses to Questionnaire Item 97)

Not Married
Married
Other

Educational Level (As determined by responses to Questionnaire Item 95)

Less than High School
High School Completed
Less than College Degree
Bachelor's Degree & Up

Prior Service (As determined by responses to Questionnaire Item 5)

Prior Service
No Prior Service

MOS-Qualified (As determined by responses to Questionnaire Item 28)

Qualified for Duty Position
Not Qualified for Duty Position

Career Intent (As determined by responses to Questionnaire Item 84)

Stay Past Current Obligation or Until Retirement
Leave at End of Current Obligation
Leave Before End of Current Obligation

Derivation of Crossing Variables. Briefly described here are the procedures used to code responses to questionnaire items to form column variables in the Tabulation Volumes. Responses to Question 73 were used to create the rank groups. Both officer and enlisted subpopulations were included in the first Tabulation Volume for the cross-sectional sample. Officer ranks in the combined officer and enlisted cross-sectional Tabulation Volumes were divided into the following pay grades: WO1-CW2 (Junior warrant officers); CW3-CW4 (Senior warrant officers); O1-O3 (Company grade officers); O4-O5 (Field grade officers); and O6-O8 (Colonels and Generals). ROTC Cadets responded to the pay grades of CT5, CT6, CT7 and CT8 on Questionnaire item 73 and formed the ROTC cadet group. All the enlisted pay grades comprised the enlisted subpopulation. The enlisted subpopulation was then divided into junior enlisted and noncommissioned officers for purposes of reporting responses to questionnaire items. Noncommissioned officers (NCOs) were identified as being in the pay grades E5 through E9 and formed the NCO subpopulation for the third cross-sectional Tabulation Volume. (Responses for junior NCOs (pay grades E5-E6) and senior NCOs (E7-E9) are reported separately in the overall

(Volume 1) Tabulation Volume.) Junior enlisted were those in the pay grades E1-E4, and these respondents comprised the fourth cross-sectional Tabulation Volume.

Question 92 was used to determine whether respondents were female or male. Question 97 was used to determine marital status. A response of "Single, never married" was treated as Not Married. Response of "Married for the first time" and "Remarried" were collapsed into the Married category. Finally, "Legally separated or filing for divorce," "Widowed" and "Divorced" were placed into the Other category.

Educational level for both the officer and enlisted volumes was determined by responses to Question 95. For the officer volume, responses of bachelor's degree or higher were treated as one group, and respondents with fewer than 4 years of college and those with 4 years of college but no degree were placed in a No College Degree group.

For the enlisted Tabulation Volumes, there were four levels of education. The first response to Question 95 formed the Less Than High School group. The second response formed the High School Completed group. The next three responses, "Up to 2 years of college, but no degree," "Associate's degree" and "From 3 to 4 years of college, but no degree" formed the Less Than College Degree group. The final group consisted of respondents who answered "Bachelor's degree" and above.

The prior service column variable was determined by using responses to Question 5. Respondents who reported having had prior active duty service in any military component comprised the Prior Service category, and those who did not formed the Nonprior Service group.

Responses to Question 28 served to divide respondents into two groups: Those who were AOC/MOS-qualified and those who were not.

Question 84 was used to derive three levels of intent to stay in the U.S. Army Reserve. The first category, "Stay in the Army Reserve beyond my current obligation or until retirement," combined responses to the first two career intent categories. The second category included only those respondents who said they would leave upon completion of their current obligation. The third category included those respondents who said that they would leave prior to the end of their present obligation.

Conventions Adopted for the Tabulations

The distribution of responses for each questionnaire item is presented on a separate page in each of the Tabulation Volumes. All questionnaire items that appeared on the survey instrument for analytic reasons and that could be sensibly generalized to the population in question were included in the Tabulation Volume data tables. The variables are in the same order as the questionnaire items in the survey instrument. (Only Question 71 is excluded due to the large number of MOS categories and the resultant small weighted percentages. The project Codebook presents actual, unweighted frequencies for this question.)

At the top of each tabulation page is a 40-character label that identifies the variable tabulated. The label includes (1) the survey question number corresponding to the questionnaire item number; and (2) an abbreviated, 40-character description of the question (e.g., Q5 "Ever Served Active Duty Any US Mili?"). For the most part, each row in the data table represents a single distinct response. However, continuous variables with a large number of categories were collapsed for the tabulations.

Collapsing and Editing Variables. Response categories for questionnaire items used as crossing variables were described earlier. Response categories to certain questionnaire items (listed down the left hand margin of the pages of the Tabulation Volumes and referred to as "stub variables") were collapsed to make results reported in the Tabulation Volumes more interpretable. Responses to Question 7 (year separated from active duty) were collapsed into seven time periods associated with significant events in the U.S. Army; these are: 1953 and earlier (Korean War Era); 1954-1965 (pre-Vietnam deployment); 1966-1973 (Vietnam War Era and the beginning of All-Volunteer Force); 1974-1980 (the All-Volunteer Force); 1981-1984 (beginning of the Total Army concept); 1985-1986; and 1987-1989. The latter two categories are used to represent more recent officer acquisitions. Question 32 (the number of unpaid hours spent on Army Reserve duties) is broken down into the following categories: 0 hours; 1-4 hours; 5-8 hours; 9-16 hours (one to two days); 17-40 hours (over 2 days through 5 days); and 41 hours and up (more than 5 days). Eight hours is considered one working day. How long the Reservist spent in the unit (Question 62) is recoded as: less than 6 months; 6 months to 1 year; 2 years; 3-5 years; 6-10 years, and more than 10 years. Question 74 (year in which officers received their commissions) is recoded as: 1987-1989; 1984-1986; 1979-1983; 1969-1978; and 1968 and earlier. Six age categories were created

(Question 93); these are: 17-21 years of age; 22-25 years; 26-34 years; 35-44 years; 45-54 years; and 55 or more years of age.

Imputed and Constructed Variables. A few responses to questionnaire variables were imputed due to missing data. Questionnaire items which are used as crossing variables in the Tabulation Volumes, but which had missing values were imputed using the SIDPERS data tape. Variables included here are: Pay grade (Question 73); Prior service (Question 5); MOS/AOC-qualified (Question 28); Marital status (Question 97); Gender (Question 92); and Education (Question 95). The values on these variables in the SIDPERS data tape are used in place of the missing variable values in the questionnaire data.

The weighted percents of the frequency of responses falling in each of the response categories for each crossing variable category are reported in the Tabulation Volumes. For example, the weighted percent (total equals 100%) of responses across Questionnaire Item No. 1 is divided among the possible reasons for Joining the Reserve for Junior Enlisted (E1-E4), and then for Junior NCOs (E5-E6), etc. In addition to these weighted percents, five other response categories are included in the left hand column of the tables. These categories report anomalies in the respondents' answers to questionnaire items. These categories are:

- **"Illogical"** -- Respondent gave responses to two or more items that, when correlated, showed ambiguity in logic, e.g., a Colonel who said he(she) was a squad leader.
- **"Missing"** -- Respondent did not provide an answer to an item that required a response.
- **"Mult Resp"** -- Respondent marked multiple responses to an item that required only one response.
- **"N/A"** -- Respondent answered an item that was not applicable or appropriate to himself/herself, e.g., attitude of spouse toward Reserve participation for single respondents.
- **"Valid Skip"** -- Respondent did not provide answers to a series of questions because the respondent was not part of the appropriate respondent pool, e.g., enlisted personnel were asked to skip questions pertaining to officer training.

Data Edits. Briefly described here are the procedures for data editing and the flagging of missing responses, multiple responses and invalid skips. Data entry of survey responses was pre-programmed to place asterisks for multiple responses (i.e., questionnaire items that

required one answer and the respondent gave more than one response), and blanks or zeros for missing responses (i.e., questionnaire items that required respondents to answer).

After the data were entered, computer programs were written to assign values of ".V," "valid skip" to those questionnaire items that lacked responses and were inappropriate for the respondent to answer (e.g., enlisted personnel did not answer questions pertaining to officer military education). On the other hand, questionnaire items that were inappropriate for respondents yet respondents provided answers (e.g., enlisted personnel who answered questions pertaining to officer military education) were coded as ".E" meaning "erroneously answered." Multiple response codes were converted to ".M". Blanks or zeros (i.e., missing responses) were assigned a value of ".".

The last form of data editing was marking respondent answers that appeared illogical. Frequency distributions were performed on responses between questionnaire items, and then examined for inconsistencies in responses. For example, for Questions 7 and 74, it is highly unlikely a Reservist left active duty before 1940 or, for officers, received his/her commission before 1940. Therefore, any response prior to 1940 was treated as ".I". Responses within single questionnaire items were flagged instead of assigning an ".I". For example, a respondent might say that his/her spouse does not have a problem attending Reserve activities, and at the same time, mark another response within that question indicating that his/her spouse has problems attending Reserve activities (Question 24). The procedures for data editing, cleaning and flagging, and the assignment of special codes are described in greater detail in the User's Manual.

Treatment of Weighted Data in the Tabulation Volumes

The tabulations provide information about the distribution of responses for the cross-sectional and longitudinal samples separately. Tabulations are percentages based on the sample data, weighted to yield population counts. At the bottom of each page in the Tabulation Volume appear the weighted and unweighted Ns for each of the column variables. The unweighted N can be used to judge the relative reliability of the estimates. The larger the number of respondents, the more reliable, in general, are estimates based on the questionnaire responses. Also included are the total N of missing cases for each column variable, both weighted and unweighted. All weighted counts have been rounded to the nearest whole number. Finally, brief notes regarding the procedures used to create the column variables are presented.

Cautions in Comparing Weighted Percents. Data from the tables should be used for determining how respondents reacted to questions and for framing questions about issues that may be of further analytical interest. It is not appropriate to use these data to make comparison statements about statistically significant differences between subgroups formed by the crossing variables. Considerable variation exists in survey design effects on the estimates and the standard errors for percents. Information is not presented in the Tabulation Volumes to take these considerations into account. Such information is crucial in determining whether differences are largely due to measurement and sampling error, or represent true differences between subpopulations. For example, some estimates may be very precise with errors of plus or minus 1%, while other estimates on the same page of tabulations may be plus or minus 20%. The number of respondents from which the percentages are derived is only one contributing factor to the size of the error involved in the percent estimate indicated on the tabulation page.

Estimating Subpopulation Subgroup Size. Footnotes at the bottom of each page in each of the Tabulation Volumes list the weighted and unweighted counts represented by the respondents in each column of the tabulations. Weighted counts are estimates of the U.S. Army Reserve population in the subgroups presented in the columns. Multiplying the percent from the tabulation for a particular response by the population estimate for the relevant subgroup gives an estimate of how many Reservists that are represented by that response. The multiplier is a percent of the final sample size; therefore, the product of the subpopulation count and the percent must be divided by 100.

Estimating Row Weighted Percents. The following describes procedures to derive weighted percents corresponding to two or more subgroups represented by column headings who have similar low response (e.g., the percent of Reservists in two or more rank groups who completed specific educational levels).

The percents in the tabulations are column percentages, not row percentages. For example, in Question 95 in the combined officer and enlisted cross-sectional Tabulation Volume, "What is the highest level of education you have completed?," the column percents represent the percent of Reservists (in a rank group) who completed a particular level of education. It is possible to compare weighted percents between rank groups. For example, the percent of junior enlisted, noncommissioned officers, etc., who have completed high school can be compared. However, it is not possible to directly read in the tabulations the percent of respondents who have

completed high school in each of the rank groups. As explained below, the row percentages necessary for such a comparison can be estimated even if the reader does not have access to the data files for easy calculation.

Let's say that there is interest in knowing the percent of high school graduates who are from specific rank groups (e.g., junior enlisted, NCOs, etc.). To determine how many high school graduates are in each of the rank groups, weighted row Ns and weighted row percents need to be calculated for each rank group who completed high school. To do this, the column percent who graduated from high school is multiplied by the column total weighted N. This is done for each rank group. As percents represent proportions, each product must be divided by 100. The resulting N is the weighted number of Reservists in each rank group who completed high school. The weighted Ns for each rank group then can be divided by the sum of the weighted row Ns of all the rank groups considered in the comparison. In order to derive a percent, the quotient for each rank group needs to be multiplied by 100. The resulting percents represent the percent of Reservists in a particular rank group (e.g., junior enlisted, NCOs, etc.) who completed high school education.

Estimating Valid Column Weighted Percents. Of special note is that column percents included responses falling into both valid response categories and missing response categories, that is, illogical responses, multiple responses, valid skips, missing responses, and those respondents for which the question was not applicable. These missing response categories are included as part of column percents for two reasons. First, by including missing responses, the denominators for all percents in the Tabulation Volumes are uniform, thereby avoiding erroneous comparisons. Take the case, for example, that missing responses are excluded from column percents. Further, suppose there is a questionnaire item that had a substantial number of respondents who did not answer the question (i.e., were missing), and the percents for valid responses are compared to valid response percents on the same question for another subpopulation that had very few missing responses. Reporting percent of responses as missing preclude making comparisons that in one case have relatively few respondents and in the other case, many respondents. The second reason for reporting column percents for all possible response categories is that the Not Applicable and Valid Skip categories indicate to which subpopulation the question applied and avoids making broad overgeneralizations. For example, Question 24 asks about life events that preclude spouses from participating in Army Reserve family activities. A large number of respondents are excluded because they were not married and this is reflected in the large percent of respondents falling in the Valid Skip category.

The percents for only valid responses can be generated by multiplying the column percent by the weighted column N (indicated at the bottom of the Tabulation Volume page) and then dividing by 100 (to change the percent to a proportion). The derived Ns for valid responses can then be summed and used as the total N for valid responses. The derived N for each of the valid responses can then be divided by this total N denominator and multiplied by 100 to yield column percents for valid response categories.

In summary, the tabulations can be read for the percents of subgroups that responded in particular ways. These percents, used along with the population counts, can be used to approximate the population size and the relative sizes of the subgroups within the population that responded in specific ways (i.e., derivation of row percents).

1989 Tabulation Volume: Junior Enlisted Stayers

Table of Contents

Question #	Variable Label	Page
Q1A	Q1A REASON JOIN USAR:EARN EXTRA MONEY	1
Q1B	Q1B REASON JOIN USAR:SERVE COUNTRY	2
Q1C	Q1C REASON JOIN USAR:PERSONAL CONFIDENCE	3
Q1D	Q1D REASON JOIN USAR:EXPAND CIVIL CAREER	4
Q1E	Q1E REASON JOIN USAR:EXPAND MILIT CAREER	5
Q1F	Q1F REASON JOIN USAR:DEV CIV JOB SKILLS	6
Q1G	Q1G REASON JOIN USAR:MATURE/SELF-RELIANT	7
Q1H	Q1H REASON JOIN USAR:OPPTY TO LEAD OTHRS	8
Q1I	Q1I REASON JOIN USAR:JOIN DESIRED UNIT	9
Q1J	Q1J REASON JOIN USAR:SPARETIME WORTHWHLE	10
Q1K	Q1K REASON JOIN USAR:MAKE NEW FRIENDS	11
Q1L	Q1L REASON JOIN USAR:GOOD PHYSICAL CONDN	12
Q1M	Q1M REASON JOIN USAR:2 WKS ANNUAL TRAING	13
Q1N	Q1N REASON JOIN USAR:USE MILIT EQUIPMENT	14
Q1O	Q1O REASON JOIN USAR:RETIREMENT BENEFITS	15
Q1P	Q1P REASON JOIN USAR:EXPERIENCE MIL LIFE	16
Q1Q	Q1Q REASON JOIN USAR:TEMP LEAVE CIV LIFE	17
Q1R	Q1R REASON JOIN USAR:OBTAIN PARTTIME JOB	18
Q1S	Q1S REASON JOIN USAR:MIL TRNG CHALLENGE	19
Q1T	Q1T REASON JOIN USAR:EARN EDUCL BENEFITS	20
Q1U	Q1U REASON JOIN USAR:OPPORTNTY TO TRAVEL	21
Q1V	Q1V REASON JOIN USAR:DEV LEADRSHP QUALIT	22
Q1W	Q1W REASN JOIN USAR:GAIN SELF-DISCIPLIN	23
Q1X	Q1X REASN JOIN USAR:CONTINUE MIL SERVIC	24
Q2	Q2 ACCURACY:USAR INFO FROM RECRTR/COUNSL	25
Q3	Q3 SIMILARITY:USAR EXPECTATNS VS KNOWLDG	26
Q4	Q4 VISIT UNIT BEFORE JOINING ARMY RESRV?	27
Q5	Q5 EVER SERVED ACTIVE DUTY ANY US MILIT?	28
Q6A	Q6A ACTIVE DUTY IN US MILITARY:ARMY	29
Q6B	Q6B ACTIVE DUTY IN US MILITARY:AIR FORCE	30
Q6C	Q6C ACTIVE DUTY IN US MILITARY:NAVY	31
Q6D	Q6D ACTIVE DUTY IN US MILITARY:MARINES	32
Q6E	Q6E ACTIVE DUTY IN US MILITARY:CST GUARD	33
Q7	Q7 YEAR SEPARATED FROM ACTIVE DUTY	34
Q8A	Q8A ACTIV DUTY:POST-VIETNAM(9/8/80-PRES)	35
Q8B	Q8B ACTIV DUTY:POST-VIETNAM (5/75-9/80)	36
Q8C	Q8C ACTIV DUTY:VIETNAM (8/5/64 - 5/7/75)	37
Q8D	Q8D ACTIV DUTY:POST-KOREA (2/55-8/64)	38
Q8E	Q8E ACTIV DUTY:KOREA (6/27/50 - 1/31/55)	39
Q8F	Q8F ACTIV DUTY:POST-WW2 (7/47 - 6/50)	40
Q8G	Q8G ACTIV DUTY:WW2 & BEFORE(BEF 7/26/47)	41
Q9	Q9 COMPLETE > = 24 MO. ACTIVE DUTY SERVIC	42
Q10	Q10 DISCHARGED FOR LISTED REASONS	43
Q11A	Q11A CURR WORK:FULL-TIME CIVILIAN JOB	44
Q11B	Q11B CURR WORK:PART-TIME CIVILIAN JOB	45
Q11C	Q11C CURR WORK:FULL-TIME GOVT CIVIL JOB	46
Q11D	Q11D CURR WORK:PART-TIME GOVT CIVIL JOB	47
Q11E	Q11E CURR WORK:FULL-TIME ARMY RESRV TECH	48

1989 Tabulation Volume: Junior Enlisted Stayers

Table of Contents

Question #	Variable Label	Page
Q11F	Q11F CURR WORK:FULL-TIME SELF-EMPLOYED	49
Q11G	Q11G CURR WORK:PART-TIME SELF-EMPLOYED	50
Q11H	Q11H CURR WORK:HAVE JOB,NOT WORKING NOW	51
Q11I	Q11I CURR WORK:UNPAID WORKER	52
Q11J	Q11J CURR WORK:UNEMPLOYED/LAID OFF	53
Q11K	Q11K CURR WORK:IN SCHOOL	54
Q11L	Q11L CURR WORK:KEEPING HOUSE/HOMEMAKER	55
Q11M	Q11M CURR WORK:RETIRED	56
Q11N	Q11N CURR WORK:OTHER	57
Q12	Q12 KIND OF WORK DONE IN CIVILIAN JOB	58
Q13	Q13 GET P-TIME CIV JOB,PAY SAME AS USAR	59
Q14	Q14 SIMILARITY CIV JOB TO USAR DUTY POSN	60
Q15	Q15 IMPTNCE OF RES JOB SIMILR TO CIV JOB	61
Q16	Q16 ATTITUDE:CIV JOB BOSS TO RES PARTICP	62
Q17A	Q17A CIV BOSS RE:RES DUTY:WKND DRILLS	63
Q17B	Q17B CIV BOSS RE:RES DUTY:ANNUAL TRNG	64
Q17C	Q17C CIV BOSS RE:RES DUTY:XTRA UNIT TIME	65
Q17D	Q17D CIV BOSS RE:RES DUTY:AR DUTY AT JOB	66
Q17E	Q17E CIV BOSS RE:RES DUTY:UNSCHED AR ACT	67
Q18A	Q18A USAR & YOU:CONFLICTS AT CIVIL JOB	68
Q18B	Q18B USAR & YOU:PROMOTIONS AT CIVIL JOB	69
Q18C	Q18C USAR & YOU:LOST VACATION AT CIV JOB	70
Q18D	Q18D USAR & YOU:VACATION TIME-ANNL TRNG	71
Q18E	Q18E USAR & YOU:TIME OFF FOR USAR DUTIES	72
Q19	Q19 1988 EARNINGS FROM CIVILIAN JOB	73
Q20A	Q20A OPINION OF JOIN RES:SPOUSE/B-GFREND	74
Q20B	Q20B OPINION OF JOIN RES:IMMEDIATE FAMLY	75
Q20C	Q20C OPINION OF JOIN RES:YOUR FRIENDS	76
Q20D	Q20D OPINION OF JOIN RES:YOUR EMPLOYER	77
Q20E	Q20E OPINION OF JOIN RES:YOUR CO-WORKERS	78
Q21A	Q21A FEELINGS RE TIME ON:CIVILIAN JOB	79
Q21B	Q21B FEELINGS RE TIME ON:FAMILY ACTIVTYS	80
Q21C	Q21C FEELINGS RE TIME ON:USAR ACTIVITIES	81
Q21D	Q21D FEELINGS RE TIME ON:COMMUNITY ACTIV	82
Q21E	Q21E FEELINGS RE TIME ON:REC/LEISURE ACT	83
Q22A	Q22A FAMILY SUPPORT:YOUR COMMANDER	84
Q22B	Q22B FAMILY SUPPORT:YOUR UNIT OFFICERS	85
Q22C	Q22C FAMILY SUPPORT:YOUR UNIT NCOS	86
Q22D	Q22D FAMILY SUPPORT:YOUR UNIT TECHNICIAN	87
Q22E	Q22E FAMILY SUPPORT:ARMY RES IN GENERAL	88
Q23A	Q23A PROBLEM FOR FAMILY:WKND DRIL ABSENC	89
Q23B	Q23B PROBLEM FOR FAMILY:ANNL TRNG ABSENC	90
Q23C	Q23C PROBLEM FOR FAMILY:EXTRA UNIT TIME	91
Q23D	Q23D PROBLEM FOR FAMILY:UNSCHED USAR ACT	92
Q23E	Q23E PROBLEM FOR FAMILY:SCHED FAM VACATN	93
Q24A	Q24A PREV SPOUSE:LOCATION OF ACTIVITIES	94
Q24B	Q24B PREV SPOUSE:UNFAMILIAR WITH OTHERS	95
Q24C	Q24C PREV SPOUSE:SCHEDULED ACTIVITY TIME	96

1989 Tabulation Volume: Junior Enlisted Stayers

Table of Contents

Question #	Variable Label	Page
Q24D	Q24D PREV SPOUSE:LACK OF CHILD CARE	97
Q24E	Q24E PREV SPOUSE:NOT INTERESTED	98
Q24F	Q24F PREV SPOUSE:NO FAMILY ACTIVITIES	99
Q24G	Q24G PREV SPOUSE:NONE/SPOUSE ATTENDS	100
Q25	Q25 ATTITUDE OF SPOUSE RE:USAR PARTICIPN	101
Q26	Q26 AGREEMT W/SPOUSE:USAR CAREER PLANS	102
Q27	Q27 SATIS:OPPTY USE MIL SKILLS-WKND DRIL	103
Q28	Q28 AWARDED MOS OR AOC FOR DUTY POSITION	104
Q29A	Q29A TRNG FOR MOS/AOC:CORRESPNDNCE CRSES	105
Q29B	Q29B TRNG FOR MOS/AOC:IN-RESIDENT COURSE	106
Q29C	Q29C TRNG FOR MOS/AOC:ON-THE-JOB TRNG	107
Q29D	Q29D TRNG FOR MOS/AOC:NONE	108
Q29E	Q29E TRNG FOR MOS/AOC:OTHER	109
Q30A	Q30A OPINION:DEV DESIRED SKILLS IN USAR	110
Q30B	Q30B OPINION:DUTIES NOT CHALLENGING	111
Q30C	Q30C OPINION:RESPONSIBLTYS CLRLY DEFINED	112
Q30D	Q30D OPINION:NO SKIL,TRNG USE IN AR DUTY	113
Q30E	Q30E OPINION:UNIT PEOPLE COMPETENT	114
Q30F	Q30F OPINION:AR PROMOTIONS DONE FAIRLY	115
Q30G	Q30G OPINION:UNIT COOPERATION/TEAMWORK	116
Q30H	Q30H OPINION:TRUST/CONFIDNCE IN OFFICERS	117
Q30I	Q30I OPINION:TRUST/CONFIDENCE IN NCOS	118
Q30J	Q30J OPINION:DO UNNECESSARY WORK IN UNIT	119
Q30K	Q30K OPINION:NOT PART OF THE UNIT FAMILY	120
Q30L	Q30L OPINION:PROUD TO SAY I'M PART OF AR	121
Q30M	Q30M OPINION:PTIME CIV JOB OK IF SIMILAR	122
Q30N	Q30N OPINION:STRONG SENSE UNIT BELONGING	123
Q30O	Q30O OPINION:AR HAS MUCH PERSONL MEANING	124
Q30P	Q30P OPINION:STAY W/AR:TO DEV JOB SKILLS	125
Q30Q	Q30Q OPINION:STAY W/AR:QUAL OF UNIT WORK	126
Q30R	Q30R OPINION:STRONG SENSE OF AR BELONGNG	127
Q31	Q31 UNIT FLEXBLTY TO CHANGE IN WKND DRIL	128
Q32	Q32 1988 AVG MONTH'S AR UNPAID HOURS	129
Q33	Q33 OVERALL SATISFACTION WITH USAR	130
Q34	Q34 PERCENT WKND DRILL USED FOR TRAINING	131
Q35	Q35 PERCENT OF TRAINING IS MOS TRAINING	132
Q36A	Q36A WKND DRILL ACT:MOS SKILL RELATED	133
Q36B	Q36B WKND DRILL ACT:DRAWS ON MILIT SKILS	134
Q36C	Q36C WKND DRILL ACT:DRAWS ON PROFL SKILS	135
Q36D	Q36D WKND DRILL ACT:SOMETHING FOR LEADER	136
Q36E	Q36E WKND DRILL ACT:SOMETHING FOR MEMBER	137
Q36F	Q36F WKND DRILL ACT:REWARD RECOGNITION	138
Q36G	Q36G WKND DRILL ACT:PEER RECOGNITION	139
Q36H	Q36H WKND DRILL ACT:LEADER RECOGNITION	140
Q36I	Q36I WKND DRILL ACT:TRNG PUSHES TO LIMIT	141
Q36J	Q36J WKND DRILL ACT:IMPROVE UNIT AS TEAM	142
Q36K	Q36K WKND DRILL ACT:IT DOES NOT MATTER	143
Q37A	Q37A WKND DRILL SATIS:OVERALL TRAINING	144

1989 Tabulation Volume: Junior Enlisted Stayers

Table of Contents

Question #	Variable Label	Page
Q37B	Q37B WKND DRILL SATIS:UNIT WEAPONS/EQUIP	145
Q37C	Q37C WKND DRILL SATIS:CONDITION OF EQUIP	146
Q37D	Q37D WKND DRILL SATIS:MODERN EQUIP AVAIL	147
Q37E	Q37E WKND DRILL SATIS:DUTIES YOU PERFORM	148
Q37F	Q37F WKND DRILL SATIS:OPPTY USE MIL SKIL	149
Q38	Q38 WHEN YOU KNOW WEEKEND DRILL DATES	150
Q39	Q39 HOW OFTEN WKND DRILL DATES CHANGE	151
Q40A	Q40A PROBLEM FOR UNIT:OUT-OF-DATE EQUIP	152
Q40B	Q40B PROBLEM FOR UNIT:POOR EQUIP CONDITN	153
Q40C	Q40C PROBLEM FOR UNIT:NO WAR EQUIP TRNG	154
Q40D	Q40D PROBLEM FOR UNIT:BELOW STRGTH:E1-E4	155
Q40E	Q40E PROBLEM FOR UNIT:BELOW STRGTH:E5-E9	156
Q40F	Q40F PROBLEM FOR UNIT:BELOW STRGTH:OFFCR	157
Q40G	Q40G PROBLEM FOR UNIT:BELOW STRNG:U TECH	158
Q40H	Q40H PROBLEM FOR UNIT:HI TURNOVER:E1-E4	159
Q40I	Q40I PROBLEM FOR UNIT:HI TURNOVER:E5-E9	160
Q40J	Q40J PROBLEM FOR UNIT:HI TURNOVER:OFFICR	161
Q40K	Q40K PROBLEM FOR UNIT:HI TURNOVER:U TECH	162
Q40L	Q40L PROBLEM FOR UNIT:LOW WKD DRIL ATTND	163
Q40M	Q40M PROBLEM FOR UNIT:LOW AT ATTENDANCE	164
Q40N	Q40N PROBLEM FOR UNIT:FEW SKIL-QUALIFIED	165
Q40O	Q40O PROBLEM FOR UNIT:LOW QUALITY:E1-E4	166
Q40P	Q40P PROBLEM FOR UNIT:LOW QUALITY:E5-E9	167
Q40Q	Q40Q PROBLEM FOR UNIT:LOW QUALITY:OFFICR	168
Q40R	Q40R PROBLEM FOR UNIT:LOW QUALITY:U TECH	169
Q40S	Q40S PROBLEM FOR UNIT:NO SKILL PRAC TIME	170
Q40T	Q40T PROBLEM FOR UNIT:NO PAPERWORK TIME	171
Q40U	Q40U PROBLEM FOR UNIT:LACK TRNG MATERIAL	172
Q40V	Q40V PROBLEM FOR UNIT:LACK SIMULATOR TRG	173
Q40W	Q40W PROBLEM FOR UNIT:LACK OF TRNG PERSL	174
Q40X	Q40X PROBLEM FOR UNIT:INACCESSIBLE FACIL	175
Q40Y	Q40Y PROBLEM FOR UNIT:LACK OF TRNG FUNDS	176
Q41	Q41 DID YOU GO TO 1988 A.T. W/YOUR UNIT	177
Q42A	Q42A A.T. SATIS:OVERALL TRAINING	178
Q42B	Q42B A.T. SATIS:WEAPONS/EQUIPMENT USED	179
Q42C	Q42C A.T. SATIS:MECHL CONDITION OF EQUIP	180
Q42D	Q42D A.T. SATIS:AVAIL OF MODERN EQUIPMNT	181
Q42E	Q42E A.T. SATIS:THE DUTIES YOU PERFORMED	182
Q42F	Q42F A.T. SATIS:OPPTY TO USE MIL SKILLS	183
Q43A1	Q43A1 WKND TRNG:COMMON TASKS TRAINING	184
Q43A2	Q43A2 WKND TRNG:PREPARATION FOR THE SQT	185
Q43A3	Q43A3 WKND TRNG:NUCLEAR-BIOL-CHEML TRNG	186
Q43A4	Q43A4 WKND TRNG:PHYSICAL FITNESS	187
Q43A5	Q43A5 WKND TRNG:FIELD TRNG EXERCISES	188
Q43A6	Q43A6 WKND TRNG:COMMAND POST EXERCISES	189
Q43A7	Q43A7 WKND TRNG:WEAPONS QUALIFICATION	190
Q43A8	Q43A8 WKND TRNG:MAINTENANCE TRAINING	191
Q43A9	Q43A9 WKND TRNG:SUPPLY & MANAGEMENT TRNG	192

1989 Tabulation Volume: Junior Enlisted Stayers

Table of Contents

Question #	Variable Label	Page
Q43A10	Q43A10 WKND TRNG:MILIT INTELLIGENCE TRNG	193
Q43A11	Q43A11 WKND TRNG:MOBILIZATION/DEPLOYMENT	194
Q43A12	Q43A12 WKND TRNG:LEADERSHIP DEVELOPMENT	195
Q43A13	Q43A13 WKND TRNG:MEDICAL TRAINING	196
Q43A14	Q43A14 WKND TRNG:JUSTICE/CONDUCT/GEN CON	197
Q43A15	Q43A15 WKND TRNG:DRUG & ALCOHL ABUSE TRG	198
Q43A16	Q43A16 WKND TRNG:EQUAL OPPORTUNITY TRNG	199
Q43A17	Q43A17 WKND TRNG:SERVICE BENEFITS TRNG	200
Q43A18	Q43A18 WKND TRNG:PREVENT SEXUAL HARASSMT	201
Q43B1	Q43B1 A.T. TRNG:COMMON TASKS TRAINING	202
Q43B2	Q43B2 A.T. TRNG:PREPARATION FOR THE SQT	203
Q43B3	Q43B3 A.T. TRNG:NUCLEAR-BIOL-CHEML TRNG	204
Q43B4	Q43B4 A.T. TRNG:PHYSICAL FITNESS	205
Q43B5	Q43B5 A.T. TRNG:FIELD TRNG EXERCISES	206
Q43B6	Q43B6 A.T. TRNG:COMMAND POST EXERCISES	207
Q43B7	Q43B7 A.T. TRNG:WEAPONS QUALIFICATION	208
Q43B8	Q43B8 A.T. TRNG:MAINTENANCE TRAINING	209
Q43B9	Q43B9 A.T. TRNG:SUPPLY & MANAGEMENT TRNG	210
Q43B10	Q43B10 A.T. TRNG:MILIT INTELLIGENCE TRNG	211
Q43B11	Q43B11 A.T. TRNG:MOBILIZATION/DEPLOYMENT	212
Q43B12	Q43B12 A.T. TRNG:LEADERSHIP DEVELOPMENT	213
Q43B13	Q43B13 A.T. TRNG:MEDICAL TRAINING	214
Q43B14	Q43B14 A.T. TRNG:JUSTICE/CONDUCT/GEN CON	215
Q43B15	Q43B15 A.T. TRNG:DRUG & ALCOHL ABUSE TRG	216
Q43B16	Q43B16 A.T. TRNG:EQUAL OPPORTUNITY TRNG	217
Q43B17	Q43B17 A.T. TRNG:SERVICE BENEFITS TRNG	218
Q43B18	Q43B18 A.T. TRNG:PREVENT SEXUAL HARASSMT	219
Q43C	Q43C DID NOT ATTEND 1988 ANNUAL TRAINING	220
Q44	Q44 EXTRA DRILL PREP FOR A.T. > 2 WEEKS	221
Q45A	Q45A UNIT ARRIVAL ADMIN:ASSIGN A SPONSOR	222
Q45B	Q45B UNIT ARRIVAL ADMIN:DISCUSS IN-PROCG	223
Q45C	Q45C UNIT ARRIVAL ADMIN:INTRO CHAIN-CMD	224
Q45D	Q45D UNIT ARRIVAL ADMIN:FAM AT IN-PROCG	225
Q45E	Q45E UNIT ARRIVAL ADMIN:DISC CHN-CONCERN	226
Q45F	Q45F UNIT ARRIVAL ADMIN:MISSION ORIENTN	227
Q46A	Q46A 1988 AR PROBLEM:TIMELY MONTHLY PAY	228
Q46B	Q46B 1988 AR PROBLEM:TIMELY EDUC BENEFTS	229
Q46C	Q46C 1988 AR PROBLEM:TIMELY BONUS MONEY	230
Q47	Q47 MOS. TO RECEIVE FIRST PAYCHECK (IDT)	231
Q48	Q48 MOS. IN 1988 RECEIVED PAY ON TIME	232
Q49A	Q49A HELP W/AR PROBLEM:YOUR COMMANDER	233
Q49B	Q49B HELP W/AR PROBLEM:YOUR 1ST SERGEANT	234
Q49C	Q49C HELP W/AR PROBLEM:YOUR PLATOON LDR	235
Q49D	Q49D HELP W/AR PROBLEM:YOUR PLATOON SGT	236
Q49E	Q49E HELP W/AR PROBLEM:YOUR SQUAD LEADER	237
Q49F	Q49F HELP W/AR PROBLEM:YOUR UNIT TECHNCN	238
Q50	Q50 HOW WELL FULL-TIME UNIT TECHS DO JOB	239
Q51A	Q51A LEADER PROMOTION PREP:COMMANDER	240

1989 Tabulation Volume: Junior Enlisted Stayers

Table of Contents

Question #	Variable Label	Page
Q51B	Q51B LEADER PROMOTION PREP:1ST SERGEANT	241
Q51C	Q51C LEADER PROMOTION PREP:PLATOON LEADR	242
Q51D	Q51D LEADER PROMOTION PREP:PLATOON SGT	243
Q51E	Q51E LEADER PROMOTION PREP:SQUAD LEADER	244
Q51F	Q51F LEADER PROMOTION PREP:PERSONNEL SEC	245
Q52A	Q52A NON-PROMOTION:NOT BEING MOS-QUALIF	246
Q52B	Q52B NON-PROMOTION:LDRS DK NEW PROMO SYS	247
Q52C	Q52C NON-PROMOTION:UNIT CDR PREVENTING	248
Q52D	Q52D NON-PROMOTION:DELAY OF BOARD REVIEW	249
Q52E	Q52E NON-PROMOTION:CANNOT GET BOARDED	250
Q52F	Q52F NON-PROMOTION:LACK TIMELY HQ REVIEW	251
Q52G	Q52G NON-PROMOTION:LACK FAIR HQ REVIEW	252
Q52H	Q52H NON-PROMOTION:NO VACANCY INFO GIVEN	253
Q52I	Q52I NON-PROMOTION:POINTS TOO HIGH	254
Q52J	Q52J NON-PROMOTION:NOTHING CLOSE BY	255
Q52K	Q52K NON-PROMOTION:NOT PT OF OLD BOY NET	256
Q52L	Q52L NON-PROMOTION:NO EXTRA UNPAID DUTY	257
Q52M	Q52M NON-PROMOTION:SHORT LENGTH IN UNIT	258
Q52N	Q52N NON-PROMOTION:RACIAL DISCRIMINATION	259
Q52O	Q52O NON-PROMOTION:SEXUAL HARRASSMENT	260
Q53A	Q53A PROMOTION REQMTS:MOS-QUALIFIED	261
Q53B	Q53B PROMOTION REQMTS:MILITARY EDUCATION	262
Q53C	Q53C PROMOTION REQMTS:CIVILIAN EDUCATION	263
Q53D	Q53D PROMOTION REQMTS:SQT SCORE	264
Q53E	Q53E PROMOTION REQMTS:PHYSICAL FITNESS	265
Q53F	Q53F PROMOTION REQMTS:WEAPONS QUALIFICAT	266
Q53G	Q53G PROMOTION REQMTS:SECURITY CLEARANCE	267
Q53H	Q53H PROMOTION REQMTS:AWARDS/ACHIEVEMNTS	268
Q54	Q54 HOW NEW PROMOTION SYSTEM COMPARES	269
Q55	Q55 LEADERSHIP POSN OF IMMED SUPERVISOR	270
Q56A	Q56A IMMED SUPERVSR:HAS SKILLS TO DO JOB	271
Q56B	Q56B IMMED SUPERVSR:LEADS SOLDIERS	272
Q56C	Q56C IMMED SUPERVSR:RESP FOR OWN ACTIONS	273
Q56D	Q56D IMMED SUPERVSR:SOUND/TIMELY DECISNS	274
Q56E	Q56E IMMED SUPERVSR:SETS AN EXAMPLE	275
Q56F	Q56F IMMED SUPERVSR:KNOW SM'S PERSONALLY	276
Q56G	Q56G IMMED SUPERVSR:LOOK FOR SM WELFARE	277
Q56H	Q56H IMMED SUPERVSR:KEEP SM'S INFORMED	278
Q56I	Q56I IMMED SUPERVSR:SENSE OF RESP IN SM	279
Q56J	Q56J IMMED SUPERVSR:TASK PERFORMANCE	280
Q56K	Q56K IMMED SUPERVSR:USES SM'S TIME EFFEC	281
Q56L	Q56L IMMED SUPERVSR:TRAINS FOR TEAMWORK	282
Q56M	Q56M IMMED SUPERVSR:ASKS FOR SUGGESTIONS	283
Q56N	Q56N IMMED SUPERVSR:EXPLAINS EXPECTATION	284
Q57A	Q57A LEADERSHIP:OFFCRS LACK TIME W/TROOP	285
Q57B	Q57B LEADERSHIP:NCOS LACK TIME W/TROOPS	286
Q57C	Q57C LEADERSHIP:SEE LEADER RE:PERSL PROB	287
Q57D	Q57D LEADERSHIP:TREAT ME AS A PERSON	288

1989 Tabulation Volume: Junior Enlisted Stayers

Table of Contents

Question #	Variable Label	Page
Q57E	Q57E LEADERSHIP:APPLY DISCIPLINE FAIRLY	289
Q57F	Q57F LEADERSHIP:DIFF IN BASIC & UNIT	290
Q57G	Q57G LEADERSHIP:HANDLE PROMOTIONS FAIRLY	291
Q57H	Q57H LEADERSHIP:= PROMOTION CHANCES-RACE	292
Q57I	Q57I LEADERSHIP:= PROMOTION CHANCES-SEX	293
Q57J	Q57J LEADERSHIP:SEXL HARASSMT IS PROBLEM	294
Q57K	Q57K LEADERSHIP:DISCUSS DISSATIS W/NCO	295
Q57L	Q57L LEADERSHIP:DISCUSS DISSATIS W/OFFCR	296
Q57M	Q57M LEADERSHIP:OFFICERS DON'T CARE	297
Q57N	Q57N LEADERSHIP:NCOS DON'T CARE	298
Q57O	Q57O LEADERSHIP:OFFICERS-GOOD WKND SUPER	299
Q57P	Q57P LEADERSHIP:NCOS-GOOD WKND SUPERVISN	300
Q57Q	Q57Q LEADERSHIP:OFFICERS HAVE SKILLS	301
Q57R	Q57R LEADERSHIP:NCOS PERFORM MOS SKILLS	302
Q58	Q58 WHAT LEADERSHIP POSITION DO YOU HOLD	303
Q59	Q59 TIME IN PRESENT LEADERSHIP POSITION	304
Q60A	Q60A INTERFERENCE:ADJUST TO SCHED CHANGE	305
Q60B	Q60B INTERFERENCE:LACK OF QUAL OF LEADRS	306
Q60C	Q60C INTERFERENCE:TOO MANY ORDERS	307
Q60D	Q60D INTERFERENCE:NOT KNOWING TASK PROC	308
Q60E	Q60E INTERFERENCE:MEET MIL EDUC REQUIRMT	309
Q60F	Q60F INTERFERENCE:MEET CIV EDUC REQUIRMT	310
Q60G	Q60G INTERFERENCE:CIV EDUC FOR CIV JOB	311
Q60H	Q60H INTERFERENCE:POOR SUBORD LEADERSHIP	312
Q60I	Q60I INTERFERENCE:POOR QUALITY SOLDIERS	313
Q60J	Q60J INTERFERENCE:UNTRAINED SUPPORT PERS	314
Q60K	Q60K INTERFERENCE:UNQUALIFIED UNIT TECHS	315
Q60L	Q60L INTERFERENCE:INADEQ # F-TIME PERS	316
Q61A	Q61A AR VS. ACTIVE ARMY:MORALE	317
Q61B	Q61B AR VS. ACTIVE ARMY:DISCIPLINE	318
Q61C	Q61C AR VS. ACTIVE ARMY:MILIT COURTESY	319
Q61D	Q61D AR VS. ACTIVE ARMY:QUAL OF EQUIPMT	320
Q61E	Q61E AR VS. ACTIVE ARMY:QUALITY OF TRNG	321
Q61F	Q61F AR VS. ACTIVE ARMY:PERSL APPEARANCE	322
Q62	Q62 TIME IN PRESENT ARMY RESERVE UNIT	323
Q63	Q63 YEARS OBLIGATED FOR CURRENT CONTRACT	324
Q64A	Q64A WKND DRILL NO-SHOW:NOTHING	325
Q64B	Q64B WKND DRILL NO-SHOW:CALL FROM UNIT	326
Q64C	Q64C WKND DRILL NO-SHOW:CALL FROM CMDR	327
Q64D	Q64D WKND DRILL NO-SHOW:LETTER FROM UNIT	328
Q64E	Q64E WKND DRILL NO-SHOW:LETTER FROM CMDR	329
Q64F	Q64F WKND DRILL NO-SHOW:OFFICIAL RECORD	330
Q64G	Q64G WKND DRILL NO-SHOW:NONJUDICL PUNISH	331
Q64H	Q64H WKND DRILL NO-SHOW:COURT-MARTIAL	332
Q64I	Q64I WKND DRILL NO-SHOW:I DON'T KNOW	333
Q65	Q65 NUMBER OF ENLISTMENTS SERVED	334
Q66	Q66 RECEIVE BONUS FOR CURRENT ENLISTMENT	335
Q67A	Q67A EDUC BENEFITS USE/USING:AR BENEFITS	336

1989 Tabulation Volume: Junior Enlisted Stayers

Table of Contents

Question #	Variable Label	Page
Q67B	Q67B EDUC BENEFITS USE/USING:AR GI BILL	337
Q67C	Q67C EDUC BENEFITS USE/USING:ACTIV FORCE	338
Q67D	Q67D EDUC BENEFITS USE/USING:NONE	339
Q68A	Q68A VA SERVICE:HAVE NEVER APPLIED	340
Q68B	Q68B VA SERVICE:INPATIENT HOSPITAL CARE	341
Q68C	Q68C VA SERVICE:OUTPATIENT CARE	342
Q68D	Q68D VA SERVICE:DENTAL CARE	343
Q68E	Q68E VA SERVICE:NURSING HOME CARE(65+UP)	344
Q68F	Q68F VA SERVICE:DOMICILIARY CARE	345
Q68G	Q68G VA SERVICE:MONEY FOR VETERANS EDUC	346
Q68H	Q68H VA SERVICE:VOCATIONAL REHAB TRAING	347
Q68I	Q68I VA SERVICE:VOCATIONAL COUNSELING	348
Q68J	Q68J VA SERVICE:DISABILITY INCOME	349
Q68K	Q68K VA SERVICE:GRANTS FOR DISABLED	350
Q68L	Q68L VA SERVICE:PENSIONS FOR LOW-INCOME	351
Q68M	Q68M VA SERVICE:LIFE INSURANCE	352
Q68N	Q68N VA SERVICE:HOME LOAN GUARANTY	353
Q68O	Q68O VA SERVICE:TREAT DRINKING PROBLEMS	354
Q68P	Q68P VA SERVICE:TREAT DRUG PROBLEMS	355
Q68Q	Q68Q VA SERVICE:READJUSTMENT COUNSELING	356
Q68R	Q68R VA SERVICE:PSYCHOLOGICAL COUNSELING	357
Q68S	Q68S VA SERVICE:OTHER	358
Q69	Q69 CAREER BRANCH	359-360
Q70	Q70 TYPE OF AR UNIT ASSIGNED TO	361-362
Q72	Q72 1988 TIME WORKING IN PRIMARY MOS/AOC	363
Q73	Q73 PRESENT PAY GRADE AND RANK	364
Q74	Q74 YEAR RECVD COMMISSION AS AN OFFICER	365
Q75A	Q75A MIL EDUC COMPLETE:OFFICER BASIC	366
Q75B	Q75B MIL EDUC COMPLETE:OFFICER ADVANCED	367
Q75C	Q75C MIL EDUC COMPLETE:COMB ARMS STAFF	368
Q75D	Q75D MIL EDUC COMPLETE:CMD & GEN STAFF	369
Q76	Q76 HOW COMPLETE OFFICER ADV COURSE TRNG	370
Q77	Q77 YEARS SERVED IN CURRENT PAY GRADE	371
Q78	Q78 WHEN EXPECT TO BE PROMOTED	372
Q79	Q79 1988 TOTAL ARMY RESERVE INCOME	373
Q80	Q80 PRIMARY USE OF ARMY RESERVE PAY	374
Q81	Q81 COMPARE AR PAY W/CIV PART-TIME JOBS	375
Q82A	Q82A WKND DRILL TRAVEL:DRIVE MYSELF	376
Q82B	Q82B WKND DRILL TRAVEL:DRIVEN BY SPOUSE	377
Q82C	Q82C WKND DRILL TRAVEL:DRIV BY OTHER FAM	378
Q82D	Q82D WKND DRILL TRAVEL:DRIV BY UNIT MEMB	379
Q82E	Q82E WKND DRILL TRAVEL:PUBLIC TRANSPORTN	380
Q82F	Q82F WKND DRILL TRAVEL:AIR TRANSPORTATN	381
Q82G	Q82G WKND DRILL TRAVEL:TAXI	382
Q82H	Q82H WKND DRILL TRAVEL:WALK	383
Q82I	Q82I WKND DRILL TRAVEL:OTHER	384
Q83	Q83 TIME TO TRAVEL 1-WAY HOME TO DRILL	385
Q84	Q84 CURRENT AR CAREER INTENTIONS	386

1989 Tabulation Volume: Junior Enlisted Stayers

Table of Contents

Question #	Variable Label	Page
Q85	Q85 HOW OFTEN THINK ABOUT QUITTING AR	387
Q86	Q86 CHANCE OF LOOK FOR REPLACEMT CIV JOB	388
Q87A	Q87A IMPROVEMT NEEDED:ENLISTMENT BONUSES	389
Q87B	Q87B IMPROVEMT NEEDED:REENLISTMT BONUSES	390
Q87C	Q87C IMPROVEMT NEEDED:RETIREMT BENEFITS	391
Q87D	Q87D IMPROVEMT NEEDED:EMPLOYER SUPP PGMS	392
Q87E	Q87E IMPROVEMT NEEDED:RECOGNITION/AWARDS	393
Q87F	Q87F IMPROVEMT NEEDED:CONTACT W/ACT ARMY	394
Q87G	Q87G IMPROVEMT NEEDED:QUALITY OF EQUIPMT	395
Q87H	Q87H IMPROVEMT NEEDED:REDUCTN OF PAPERWK	396
Q87I	Q87I IMPROVEMT NEEDED:QUALITY OF LDRSHIP	397
Q87J	Q87J IMPROVEMT NEEDED:CHOICE OF DUTYTIME	398
Q87K	Q87K IMPROVEMT NEEDED:A.T. REQUIREMENTS	399
Q87L	Q87L IMPROVEMT NEEDED:USE OF CIV SKILLS	400
Q87M	Q87M IMPROVEMT NEEDED:UNIT SPONSRSHP PGM	401
Q87N	Q87N IMPROVEMT NEEDED:ACTIVITYS-MEMBERS	402
Q87O	Q87O IMPROVEMT NEEDED:ACTIV-FAMILY MEMBR	403
Q87P	Q87P IMPROVEMT NEEDED:EDUCATION BENEFITS	404
Q87Q	Q87Q IMPROVEMT NEEDED:PAY & ALLOWANCES	405
Q87R	Q87R IMPROVEMT NEEDED:COMMISS. PRIVILEGE	406
Q87S	Q87S IMPROVEMT NEEDED:POST EXCH PRIVILEG	407
Q87T	Q87T IMPROVEMT NEEDED:AVAIL AIR TRAVEL	408
Q87U	Q87U IMPROVEMT NEEDED:AR MEDICL BENEFITS	409
Q87V	Q87V IMPROVEMT NEEDED:AR RETIREMENT INFO	410
Q87W	Q87W IMPROVEMT NEEDED:AR MOBILIZATN INFO	411
Q87X	Q87X IMPROVEMT NEEDED:ACT DUTY BATTALION	412
Q88A	Q88A IMPROVEMENTS:MORE OVERSEAS TRAINING	413
Q88B	Q88B IMPROVEMENTS:MORE SCHEDULED DRILLS	414
Q88C	Q88C IMPROVEMENTS:MORE ADMIN TRG ASSEMBL	415
Q88D	Q88D IMPROVEMENTS:A.T. MORE THAN 2 WEEKS	416
Q89A	Q89A STAY IN AR:SERVING MY COUNTRY	417
Q89B	Q89B STAY IN AR:EDUCATIONAL BENEFITS	418
Q89C	Q89C STAY IN AR:TRNG TO HELP A CIV JOB	419
Q89D	Q89D STAY IN AR:IMPORT. TO NATL DEFENSE	420
Q89E	Q89E STAY IN AR:IMPORT. OF UNIT MISSION	421
Q89F	Q89F STAY IN AR:IMPORT. OF MY UNIT ROLE	422
Q89G	Q89G STAY IN AR:PROMOTION OPPORTUNITIES	423
Q89H	Q89H STAY IN AR:OPPTY TO USE MIL EQUIPMT	424
Q89I	Q89I STAY IN AR:CHALLENGES OF MILIT TRNG	425
Q89J	Q89J STAY IN AR:OVERSEAS TRAINING	426
Q89K	Q89K STAY IN AR:TRAVEL OPPORTUNITIES	427
Q89L	Q89L STAY IN AR:PRIDE IN ARMY RESERVE	428
Q89M	Q89M STAY IN AR:JOB SECURITY & STABILITY	429
Q89N	Q89N STAY IN AR:RETIREMT PAY & BENEFITS	430
Q89O	Q89O STAY IN AR:PAY & ALLOWANCES	431
Q89P	Q89P STAY IN AR:TYPE OF WORK I DO IN AR	432
Q89Q	Q89Q STAY IN AR:RECOGNITION & AWARDS	433
Q90A	Q90A JR SM ATTRITE:OFFICERS DON'T CARE	434

1989 Tabulation Volume: Junior Enlisted Stayers

Table of Contents

Question #	Variable Label	Page
Q90B	Q90B JR SM ATTRITE:WANT BETTER CIVIL JOB	435
Q90C	Q90C JR SM ATTRITE:FAIL TO GET PROMOTED	436
Q90D	Q90D JR SM ATTRITE:LACK EMPLOYER SUPPORT	437
Q90E	Q90E JR SM ATTRITE:LACK SPOUSE SUPPORT	438
Q90F	Q90F JR SM ATTRITE:POOR OFFICER LEADRSHP	439
Q90G	Q90G JR SM ATTRITE:POOR NCO LEADERSHIP	440
Q90H	Q90H JR SM ATTRITE:PAY IS TOO LOW	441
Q90I	Q90I JR SM ATTRITE:0 CREDIT FOR GOOD JOB	442
Q90J	Q90J JR SM ATTRITE:TOO MUCH FAMILY SEPAR	443
Q90K	Q90K JR SM ATTRITE:WANT SCHOOL/COLLEGE	444
Q90L	Q90L JR SM ATTRITE:CAN'T GET TRNG WANTED	445
Q90M	Q90M JR SM ATTRITE:TOO MANY MILIT RULES	446
Q90N	Q90N JR SM ATTRITE:LACK CHALLENGING WORK	447
Q90O	Q90O JR SM ATTRITE:NOT TREATED FAIRLY	448
Q90P	Q90P JR SM ATTRITE:NOT TREATED W/RESPECT	449
Q90Q	Q90Q JR SM ATTRITE:NO FRIENDS IN UNIT	450
Q90R	Q90R JR SM ATTRITE:LACK TRNG EQUIPMENT	451
Q90S	Q90S JR SM ATTRITE:NOT ENOUGH TRAVEL	452
Q90T	Q90T JR SM ATTRITE:NO MEMBERSHIP PRIDE	453
Q90U	Q90U JR SM ATTRITE:DISLIKE DUTY ASSIGNMT	454
Q90V	Q90V JR SM ATTRITE:LACK RECOGNITN/AWARDS	455
Q90W	Q90W JR SM ATTRITE:PAY PROBLEMS	456
Q90X	Q90X JR SM ATTRITE:HARD GETTING TO DRILL	457
Q90Y	Q90Y JR SM ATTRITE:TOO MANY DRILL CHANGE	458
Q90Z	Q90Z JR SM ATTRITE:POOR ADVANCEMENT	459
Q90AA	Q90AA JR SM ATTRITE:LACK = OPPTY - RACE	460
Q90AB	Q90AB JR SM ATTRITE:LACK = OPPTY - SEX	461
Q91A	Q91A YOU ATTRITE:OFFICERS DON'T CARE	462
Q91B	Q91B YOU ATTRITE:WANT BETTER CIVIL JOB	463
Q91C	Q91C YOU ATTRITE:FAIL TO GET PROMOTED	464
Q91D	Q91D YOU ATTRITE:LACK EMPLOYER SUPPORT	465
Q91E	Q91E YOU ATTRITE:LACK SPOUSE SUPPORT	466
Q91F	Q91F YOU ATTRITE:POOR OFFICER LEADERSHIP	467
Q91G	Q91G YOU ATTRITE:POOR NCO LEADERSHIP	468
Q91H	Q91H YOU ATTRITE:PAY IS TOO LOW	469
Q91I	Q91I YOU ATTRITE:0 CREDIT FOR A GOOD JOB	470
Q91J	Q91J YOU ATTRITE:TOO MUCH FAMILY SEPARAT	471
Q91K	Q91K YOU ATTRITE:WANT SCHOOL OR COLLEGE	472
Q91L	Q91L YOU ATTRITE:CAN'T GET DESIRED TRNG	473
Q91M	Q91M YOU ATTRITE:LACK CHALLENGING WORK	474
Q91N	Q91N YOU ATTRITE:NOT TREATED FAIRLY	475
Q91O	Q91O YOU ATTRITE:NOT TREATED W/RESPECT	476
Q91P	Q91P YOU ATTRITE:LACK TRAINING EQUIPMENT	477
Q91Q	Q91Q YOU ATTRITE:NOT ENOUGH TRAVEL	478
Q91R	Q91R YOU ATTRITE:NO PRIDE IN MEMBERSHIP	479
Q91S	Q91S YOU ATTRITE:DISLIKE DUTY ASSIGNMENT	480
Q91T	Q91T YOU ATTRITE:LACK RECOGNITION/AWARDS	481
Q91U	Q91U YOU ATTRITE:PAY PROBLEMS	482

1989 Tabulation Volume: Junior Enlisted Stayers

Table of Contents

Question #	Variable Label	Page
Q91V	Q91V YOU ATTRITE:HARD GETTING TO DRILLS	483
Q91W	Q91W YOU ATTRITE:TOO MANY DRILL CHANGES	484
Q91X	Q91X YOU ATTRITE:POOR ADVANCEMENT	485
Q91Y	Q91Y YOU ATTRITE:LACK = OPPTY - RACE	486
Q91Z	Q91Z YOU ATTRITE:LACK = OPPTY - SEX	487
Q92	Q92 RESPONDENT'S SEX	488
Q93	Q93 AGE ON LAST BIRTHDAY	489
Q94	Q94 RACIAL/ETHNIC BACKGROUND	490
Q95	Q95 HIGHEST LEVEL OF EDUCATION COMPLETED	491
Q96A	Q96A SCHOOL NOW ATTENDING:VOC/TRADE/BUSI	492
Q96B	Q96B SCHOOL NOW ATTENDING:JR/COMM COLLEG	493
Q96C	Q96C SCHOOL NOW ATTENDING:4 YR COLL/UNIV	494
Q96D	Q96D SCHOOL NOW ATTENDING:GRAD/PROFL SCH	495
Q96E	Q96E SCHOOL NOW ATTENDING:OTHER	496
Q96F	Q96F SCHOOL NOW ATTENDING:NONE/NOT ATTND	497
Q97	Q97 MARITAL STATUS	498
Q98	Q98 SPOUSE'S EMPLOYMENT STATUS	499
Q99	Q99 NUMBER OF DEPENDENTS	500
Q100A	Q100A AR EXPERIENC:MORE MATURE/RESPONSBL	501
Q100B	Q100B AR EXPERIENC:EXPER TO BE PROUD OF	502
Q100C	Q100C AR EXPERIENC:DEV LEADERSHIP SKILLS	503
Q100D	Q100D AR EXPERIENC:DEV SELF-DISCIPLINE	504
Q100E	Q100E AR EXPERIENC:WORK W/HI TECH EQUIP	505
Q100F	Q100F AR EXPERIENC:DEV SELF-CONFIDENCE	506
Q100G	Q100G AR EXPERIENC:OBTAIN MONEY FOR EDUC	507
Q100H	Q100H AR EXPERIENC:TRNG IN USEFUL AREAS	508
Q100I	Q100I AR EXPERIENC:PHYS. CHALLENGING ENV	509
Q100J	Q100J AR EXPERIENC:WORK W/HIGHLY TRAINED	510
Q100K	Q100K AR EXPERIENC:MENTALLY CHALLENGING	511
Q100L	Q100L AR EXPERIENC:FIND ENJOYABLE JOB	512
Q100M	Q100M AR EXPERIENC:INTERESTING WEEKENDS	513

SPECIAL NOTE

1989 JUNIOR ENLISTED STAYERS

The cross-sectional and longitudinal samples comprised the 1989 sample. The cross-sectional sample included Army Reservists who were in the Army Reserve in 1989 and who did not respond in 1988 (i.e., were not in the longitudinal sample). The longitudinal sample included only those Army Reservists who responded in both 1988 and 1989, and were in the same Troop Program Unit in both years.

This Tabulation Volume reports the 1989 responses of **junior enlisted** stayers. A number of junior enlisted stayers (N = 150) were no longer junior enlisted in 1989 because they had left the junior enlisted ranks (e.g., became NCOs or officers, entered Reserve Officer Training School). The 1989 questionnaire responses of this group, therefore, are reported by their new rank. That is, those junior enlisted who are no longer junior enlisted in 1989 and who responded to questionnaire items which junior enlisted were to skip (because the items were not applicable, e.g., Question 90, "How much do you think each of the following contributes to junior soldiers leaving the Army Reserve?") are reported as valid responses in this tabulation volume. These data may be useful in examining the attitudes and perceptions of junior enlisted who have remained in the Army Reserve and have been promoted to NCO or entered Reserve Officer Training School.

1989 Survey of USAR TPU Soldiers
Junior Enlisted Stayers Tabulation Volume

Q1A REASON JOIN USAR:EARN EXTRA MONEY

	A1 MALE	A2 FEMALE	B1 MARRI-ED	B2 NOT MARRI-ED	B3 OTHER	C1 <THAN HI SCH	C2 HIGH SCHOOL	C3 <THAN COLL	C4 BACH & UP	D1 PRIOR SRV	D2 NO PRIOR SRV	E1 DUTY QUAL	E2 NOT DUTY QUAL	F1 STAY IN USAR	F2 LEAVE AT END	F3 LEAVE PRIOR
1:EXTREMELY IMP	30.2	34.8	28.5	32.6	31.0	31.9	28.0	36.6	21.4	30.7	31.4	30.7	33.6	29.4	33.7	34.5
2:VERY IMPORTANT	38.0	37.3	39.1	37.4	35.5	24.2	40.8	34.1	42.0	37.4	38.0	38.6	34.3	37.9	39.7	30.2
3:SOMEWHAT IMP	25.8	23.9	27.0	24.7	24.6	43.9	25.2	23.9	30.5	24.4	25.7	25.3	25.6	26.7	21.9	29.1
4:NOT VERY IMP	4.7	2.1	3.9	3.9	7.9	0.0	4.3	4.1	4.1	6.2	3.4	4.2	4.0	4.8	3.4	2.2
5:NOT AT ALL IMP	0.5	1.2	0.7	0.7	0.0	0.0	0.6	0.8	0.7	0.3	0.8	0.7	0.5	0.5	0.4	2.9
MISSING	0.7	0.8	0.7	0.8	1.0	0.0	1.0	0.4	1.3	1.2	0.6	0.5	1.7	0.7	0.6	1.0
MULTIPLE RESP	0.1	0.0	0.2	0.0	0.0	0.0	0.1	0.0	0.0	0.0	0.1	0.0	0.3	0.0	0.2	0.0
TOTAL PERCENT	100.0	100.0	100.0	100.0	100.0	100.0	100.0	100.0	100.0	100.0	100.0	100.0	100.0	100.0	100.0	100.0

N (Weighted)	A:66045	18938	B:25985	53560	5438	C:1652	43108	34892	5331	D:22534	62449	E:69892	15091	F:52281	25880	5088
N (Unwtd)	A:1355	427	B:569	1090	123	C:30	823	739	190	D:489	1293	E:1464	318	F:1105	539	102
Nmiss (Wtd)	A:N/A		B:N/A			C:N/A				D:N/A		E:N/A		F:1734		
Nmiss(Unwtd)	A:N/A		B:N/A			C:N/A				D:N/A		E:N/A		F:36		

Gender was determined from Q92. Educational status was determined from Q95.
Married = "Married for the first time" and "Remarried;" Not Married = "Single, never married;" and Other = "Legally separated," "Divorced" and "Widowed" (Q97).
Prior service = Respondents who served on active duty in any U.S. military component (Q5). No prior service = All others.
Duty-qualified = Respondents who were awarded the MOS for their current duty position (Q28). Not duty-qualified = All others.
Stay in USAR="Stay to retire"/"Stay beyond oblig.;" Leave at End="Leave after oblig.;" Leave Prior="Leave prior to oblig" (Q84).

1989 Survey of USAR TPU Soldiers
Junior Enlisted Stayers Tabulation Volume

Q1B REASON JOIN USAR:SERVE COUNTRY

	A1 MALE	A2 FEMALE	B1 MARRI-ED	B2 NOT MARRI-ED	B3 OTHER	C1 <THAN HI SCH	C2 HIGH SCHOOL	C3 <THAN COLL	C4 BACH & UP	D1 PRIOR SRV	D2 NO PRIOR SRV	E1 DUTY QUAL	E2 NOT DUTY QUAL	F1 STAY IN USAR	F2 LEAVE AT END	F3 LEAVE PRIOR
1:EXTREMELY IMP	25.1	13.5	26.5	20.6	22.2	40.5	25.0	19.3	17.3	24.9	21.6	22.6	21.9	25.7	13.6	37.1
2:VERY IMPORTANT	42.1	36.5	47.3	37.7	41.8	35.7	43.2	39.0	36.2	43.4	40.0	40.8	41.3	46.2	33.7	21.8
3:SOMEWHAT IMP	27.0	41.5	22.3	34.2	29.5	17.5	26.1	35.2	35.6	24.7	32.2	30.3	30.1	23.8	43.7	30.7
4:NOT VERY IMP	3.4	6.6	2.2	5.0	5.2	3.2	3.3	5.0	5.4	4.5	4.0	4.4	2.8	3.0	5.9	4.9
5:NOT AT ALL IMP	1.3	1.0	0.5	1.6	0.3	3.2	0.9	1.0	4.2	0.8	1.3	1.0	2.2	0.2	2.3	3.3
MISSING	1.0	0.8	0.8	1.0	1.0	0.0	1.3	0.4	1.3	1.5	0.7	0.8	1.7	0.9	0.6	2.1
MULTIPLE RESP	0.2	0.0	0.5	0.0	0.0	0.0	0.3	0.1	0.0	0.3	0.1	0.2	0.1	0.2	0.2	0.0
TOTAL PERCENT	100.0	100.0	100.0	100.0	100.0	100.0	100.0	100.0	100.0	100.0	100.0	100.0	100.0	100.0	100.0	100.0

N (Weighted)	A:66045	18938	B:25985	53560	5438	C:1652	43108	34892	5331	D:22534	62449	E:69802	15091	F:52281	25880	5088
N (Unwtd)	A:1355	427	B:569	1090	123	C:30	823	739	190	D:489	1293	E:1464	318	F:1105	539	102
Nmiss (Wtd)	A:N/A		B:N/A			C:N/A				D:N/A		E:N/A		F:1734		
Nmiss(Unwtd)	A:N/A		B:N/A			C:N/A				D:N/A		E:N/A		F:36		

Gender was determined from Q92. Educational status was determined from Q95.
Married = "Married for the first time" and "Remarried;" Not Married = "Single, never married;" and Other = "Legally separated," "Divorced" and "Widowed" (Q97).
Prior service = Respondents who served on active duty in any U.S. military component (Q5). No prior service = All others.
Duty-qualified = Respondents who were awarded the MOS for their current duty position (Q28). Not duty-qualified = All others.
Stay in USAR="Stay to retire"/"Stay beyond oblig.;" Leave at End="Leave after oblig.;" Leave Prior="Leave prior to oblig" (Q84).

1989 Survey of USAR TPU Soldiers
Junior Enlisted Stayers Tabulation Volume

Q1C REASON JOIN USAR:PERSONAL CONFIDENCE

	A1 MALE	A2 FEMALE	B1 MARRI-ED	B2 NOT MARRI-ED	B3 OTHER	C1 <THAN HI SCH	C2 HIGH SCHOOL	C3 <THAN COLL	C4 BACH & UP	D1 PRIOR SRV	D2 NO PRIOR SRV	E1 DUTY QUAL	E2 NOT DUTY QUAL	F1 STAY IN USAR	F2 LEAVE AT END	F3 LEAVE PRIOR
1:EXTREMELY IMP	16.4	20.5	18.7	16.1	22.9	14.8	18.6	16.5	12.9	17.7	17.2	16.3	22.1	19.9	11.7	19.0
2:VERY IMPORTANT	35.9	39.5	39.4	35.7	33.9	55.2	37.9	35.5	29.6	32.7	38.2	37.0	35.3	39.1	33.1	32.2
3:SOMEWHAT IMP	32.7	29.5	30.3	33.4	25.5	23.7	31.2	33.5	29.9	31.5	32.1	32.6	28.7	30.0	35.6	32.1
4:NOT VERY IMP	10.1	6.0	7.8	9.1	15.9	3.2	8.7	9.0	15.9	11.5	8.3	9.5	7.6	7.8	12.1	9.5
5:NOT AT ALL IMP	4.1	3.4	3.1	4.5	1.8	3.2	2.5	4.7	10.3	5.4	3.4	3.8	4.3	2.3	6.8	5.0
MISSING	0.8	1.2	0.8	1.1	0.0	0.0	1.1	0.7	1.3	1.2	0.8	0.7	2.0	0.8	0.6	2.1
MULTIPLE RESP	0.1	0.0	0.0	0.1	0.0	0.0	0.0	0.2	0.0	0.0	0.1	0.1	0.0	0.1	0.0	0.0
TOTAL PERCENT	100.0	100.0	100.0	100.0	100.0	100.0	100.0	100.0	100.0	100.0	100.0	100.0	100.0	100.0	100.0	100.0

N (Weighted)	A:66045	18938	B:25985	53560	5438	C:1652	43108	34892	5331	D:22534	62449	E:69892	15091	F:52281	25880	5088
N (Unwtd)	A:1355	427	B:569	1090	123	C:30	823	739	190	D:489	1293	E:1464	318	F:1105	539	102
Nmiss (Wtd)	A:N/A		B:N/A			C:N/A				D:N/A		E:N/A		F:1734		
Nmiss(Unwtd)	A:N/A		B:N/A			C:N/A				D:N/A		E:N/A		F:36		

Gender was determined from Q92. Educational status was determined from Q95.
Married = "Married for the first time" and "Remarried;" Not Married = "Single, never married;" and Other = "Legally separated," "Divorced" and "Widowed" (Q97).
Prior service = Respondents who served on active duty in any U.S. military component (Q5). No prior service = All others.
Duty-qualified = Respondents who were awarded the MOS for their current duty position (Q28). Not duty-qualified = All others.
Stay in USAR="Stay to retire"/"Stay beyond oblig.;" Leave at End="Leave after oblig.;" Leave Prior="Leave prior to oblig" (Q84).

1989 Survey of USAR TPU Soldiers
Junior Enlisted Stayers Tabulation Volume

Q1D REASON JOIN USAR:EXPAND CIVIL CAREER

	A1 MALE	A2 FEMALE	B1 MARRI-ED	B2 NOT MARRI-ED	B3 OTHER	C1 <THAN HI SCH	C2 HIGH SCHOOL	C3 <THAN COLL	C4 BACH & UP	D1 PRIOR SRV	D2 NO PRIOR SRV	E1 DUTY QUAL	E2 NOT DUTY QUAL	F1 STAY IN USAR	F2 LEAVE AT END	F3 LEAVE PRIOR
1:EXTREMELY IMP	15.6	19.9	18.9	15.2	19.7	16.8	16.7	17.2	11.8	18.4	15.9	15.5	21.4	19.2	11.0	19.0
2:VERY IMPORTANT	26.5	34.5	26.1	28.5	36.4	27.4	29.2	28.4	20.3	25.9	29.1	27.9	30.0	30.4	25.1	23.4
3:SOMEWHAT IMP	29.4	27.7	26.9	30.1	28.8	39.6	28.9	28.8	29.1	26.4	30.0	29.9	25.4	28.8	30.0	24.8
4:NOT VERY IMP	17.7	9.8	16.4	16.4	8.4	10.0	15.9	15.8	18.5	15.6	16.0	16.9	17.2	14.0	19.8	17.5
5:NOT AT ALL IMP	9.4	6.2	10.7	8.1	4.8	6.4	7.3	8.9	18.9	11.3	7.7	8.6	9.2	6.1	12.8	13.2
MISSING	1.4	1.9	1.0	1.8	1.9	0.0	2.1	1.0	1.3	2.5	1.2	1.3	2.8	1.5	1.3	2.1
TOTAL PERCENT	100.0	100.0	100.0	100.0	100.0	100.0	100.0	100.0	100.0	100.0	100.0	100.0	100.0	100.0	100.0	100.0

N (Weighted)	A:66045	18938	B:25985	53560	5438	C:1652	43108	34892	5331	D:22534	62449	E:69892	15091	F:52281	25880	5088
N (Unwtd)	A:1355	427	B:569	1090	123	C:30	823	739	190	D:489	1293	E:1464	318	F:1105	539	102
Nmiss (Wtd)	A:N/A		B:N/A			C:N/A				D:N/A		E:N/A		F:1734		
Nmiss(Unwtd)	A:N/A		B:N/A			C:N/A				D:N/A		E:N/A		F:36		

Gender was determined from Q92. Educational status was determined from Q95.
Married = "Married for the first time" and "Remarried;" Not Married = "Single, never married;" and Other = "Legally separated," "Divorced" and "Widowed" (Q97).
Prior service = Respondents who served on active duty in any U.S. military component (Q5). No prior service = All others.
Duty-qualified = Respondents who were awarded the MOS for their current duty position (Q28). Not duty-qualified = All others.
Stay in USAR="Stay to retire"/"Stay beyond oblig.;" Leave at End="Leave after oblig.;" Leave Prior="Leave prior to oblig" (Q84).

1989 Survey of USAR TPU Soldiers
Junior Enlisted Stayers Tabulation Volume

Q1E REASON JOIN USAR:EXPAND MILIT CAREER

	A1 MALE	A2 FEMALE	B1 MARRI-ED	B2 NOT MARRI-ED	B3 OTHER	C1 <THAN HI SCH	C2 HIGH SCHOOL	C3 <THAN COLL	C4 BACH & UP	D1 PRIOR SRV	D2 NO PRIOR SRV	E1 DUTY QUAL	E2 NOT DUTY QUAL	F1 STAY IN USAR	F2 LEAVE AT END	F3 LEAVE PRIOR
1:EXTREMELY IMP	15.9	18.8	19.5	14.6	21.9	4.5	18.3	15.7	12.2	24.2	13.8	15.8	20.0	20.6	6.3	26.4
2:VERY IMPORTANT	28.7	27.5	32.5	25.6	36.9	54.1	31.0	25.9	16.5	32.0	27.2	28.6	27.5	34.2	18.9	19.6
3:SOMEWHAT IMP	32.8	32.1	29.7	35.1	22.5	27.4	30.5	35.5	33.3	30.9	33.3	32.4	33.7	31.3	35.3	35.3
4:NOT VERY IMP	15.3	15.3	12.7	16.8	12.9	6.4	14.0	16.6	20.2	7.8	18.0	16.2	11.0	9.7	26.4	12.9
5:NOT AT ALL IMP	6.3	5.4	5.0	6.8	4.8	7.7	5.0	6.0	16.1	3.8	7.0	6.3	5.2	3.1	12.4	5.8
MISSING	1.0	0.8	0.6	1.1	1.0	0.0	1.3	0.4	1.3	1.2	0.8	0.5	2.7	1.1	0.6	0.0
MULTIPLE RESP	0.0	0.0	0.0	0.0	0.0	0.0	0.0	0.0	0.3	0.1	0.0	0.0	0.0	0.0	0.1	0.0
TOTAL PERCENT	100.0	100.0	100.0	100.0	100.0	100.0	100.0	100.0	100.0	100.0	100.0	100.0	100.0	100.0	100.0	100.0

N (Weighted)	A:66045	18938	B:25985	53560	5438	C:1652	43108	34892	5331	D:22534	62449	E:69892	15091	F:52281	25880	5088
N (Unwtd)	A:1355	427	B:569	1090	123	C:30	823	739	190	D:489	1293	E:1464	318	F:1105	539	102
Nmiss (Wtd)	A:N/A		B:N/A			C:N/A				D:N/A		E:N/A		F:1734		
Nmiss(Unwtd)	A:N/A		B:N/A			C:N/A				D:N/A		E:N/A		F:36		

Gender was determined from Q92. Educational status was determined from Q95.
Married = "Married for the first time" and "Remarried;" Not Married = "Single, never married;" and Other = "Legally separated," "Divorced" and "Widowed" (Q97).
Prior service = Respondents who served on active duty in any U.S. military component (Q5). No prior service = All others.
Duty-qualified = Respondents who were awarded the MOS for their current duty position (Q28). Not duty-qualified = All others.
Stay in USAR="Stay to retire"/"Stay beyond oblig.;" Leave at End="Leave after oblig.;" Leave Prior="Leave prior to oblig" (Q84).

1989 Survey of USAR TPU Soldiers
Junior Enlisted Stayers Tabulation Volume

Q1F REASON JOIN USAR:DEV CIV JOB SKILLS

	A1 MALE	A2 FEMALE	B1 MARRI-ED	B2 NOT MARRI-ED	B3 OTHER	C1 <THAN HI SCH	C2 HIGH SCHOOL	C3 <THAN COLL	C4 BACH & UP	D1 PRIOR SRV	D2 NO PRIOR SRV	E1 DUTY QUAL	E2 NOT DUTY QUAL	F1 STAY IN USAR	F2 LEAVE AT END	F3 LEAVE PRIOR
1:EXTREMELY IMP	12.3	15.5	14.3	11.6	20.2	13.5	14.4	12.0	7.7	13.6	12.8	12.3	16.2	14.6	8.4	19.5
2:VERY IMPORTANT	21.1	27.6	23.0	22.0	26.0	25.5	23.6	22.0	16.4	21.8	22.8	22.3	23.6	24.3	19.7	16.8
3:SOMEWHAT IMP	28.2	31.4	27.5	30.4	21.5	37.0	30.0	28.2	23.4	26.8	29.7	28.8	29.5	30.3	27.9	25.1
4:NOT VERY IMP	21.6	14.7	19.2	21.1	14.1	10.0	18.6	21.7	24.3	19.0	20.5	20.8	17.0	18.8	24.5	8.9
5:NOT AT ALL IMP	15.7	9.6	14.7	14.0	15.4	14.1	12.1	15.3	26.6	16.8	13.4	14.8	11.9	10.7	18.8	27.6
MISSING	1.0	1.1	1.0	0.8	2.8	0.0	1.3	0.6	1.7	2.0	0.7	0.9	.8	1.0	0.6	2.0
MULTIPLE RESP	0.1	0.1	0.2	0.0	0.0	0.0	0.0	0.2	0.0	0.0	0.1	0.1	C.0	0.1	0.0	0.0
TOTAL PERCENT	100.0	100.0	100.0	100.0	100.0	100.0	100.0	100.0	100.0	100.0	100.0	100.0	100.0	100.0	100.0	100.0

N (Weighted)	A:66045	18938	B:25985	53560	5438	C:1652	43108	34892	5331	D:22534	62449	E:69892	15091	F:52281	25880	5088
N (Unwtd)	A:1355	427	B:569	1090	123	C:30	823	739	190	D:489	1293	E:1464	318	F:1105	539	102
Nmiss (Wtd)	A:N/A		B:N/A			C:N/A				D:N/A		E:N/A		F:1734		
Nmiss(Unwtd)	A:N/A		B:N/A			C:N/A				D:N/A		E:N/A		F:36		

Gender was determined from Q92. Educational status was determined from Q95.
Married = "Married for the first time" and "Remarried;" Not Married = "Single, never married;" and Other = "Legally separated," "Divorced" and "Widowed" (Q97).
Prior service = Respondents who served on active duty in any U.S. military component (Q5). No prior service = All others.
Duty-qualified = Respondents who were awarded the MOS for their current duty position (Q28). Not duty-qualified = All others.
Stay in USAR="Stay to retire"/"Stay beyond oblig.;" Leave at End="Leave after oblig.;" Leave Prior="Leave prior to oblig" (Q84).

1989 Survey of USAR TPU Soldiers
Junior Enlisted Stayers Tabulation Volume

Q1G REASON JOIN USAR:MATURE/SELF-RELIANT

	A1 MALE	A2 FEMALE	B1 MARRI-ED	B2 NOT MARRI-ED	B3 OTHER	C1 <THAN HI SCH	C2 HIGH SCHOOL	C3 <THAN COLL	C4 BACH & UP	D1 PRIOR SRV	D2 NO PRIOR SRV	E1 DUTY QUAL	E2 NOT DUTY QUAL	F1 STAY IN USAR	F2 LEAVE AT END	F3 LEAVE PRIOR
1:EXTREMELY IMP	18.5	[illegible].0	19.8	19.1	18.9	27.9	20.0	18.6	14.8	17.7	19.8	19.0	20.3	23.0	10.6	23.6
2:VERY IMPORTANT	30.8	39.0	33.5	32.6	29.2	34.3	33.2	33.6	21.6	28.5	34.2	32.8	32.1	33.5	31.7	30.1
3:SOMEWHAT IMP	31.5	24.5	28.6	30.9	27.6	20.8	31.2	28.8	30.1	27.8	30.7	30.1	29.1	27.4	35.4	30.7
4:NOT VERY IMP	11.9	9.3	10.6	11.3	15.2	10.5	9.6	12.8	16.4	15.8	9.7	11.6	10.1	10.8	12.4	11.6
5:NOT AT ALL IMP	5.9	3.9	6.5	4.7	8.1	6.4	4.4	5.2	15.8	8.4	4.4	5.2	6.6	3.9	8.9	2.9
MISSING	1.3	1.3	1.0	1.4	1.0	0.0	1.6	0.9	1.3	1.8	1.1	1.2	1.8	1.4	1.0	1.0
TOTAL PERCENT	100.0	100.0	100.0	100.0	100.0	100.0	100.0	100.0	100.0	100.0	100.0	100.0	100.0	100.0	100.0	100.0

N (Weighted)	A:66045	18938	B:25985	53560	5438	C:1652	43108	34892	5331	D:22534	62449	E:69892	15091	F:52281	25880	5088
N (Unwtd)	A:1355	427	B:569	1090	123	C:30	823	739	190	D:489	1293	E:1464	318	F:1105	539	102
Nmiss (Wtd)	A:N/A		B:N/A			C:N/A				D:N/A		E:N/A		F:1734		
Nmiss(Unwtd)	A:N/A		B:N/A			C:N/A				D:N/A		E:N/A		F:36		

Gender was determined from Q92. Educational status was determined from Q95.
Married = "Married for the first time" and "Remarried;" Not Married = "Single, never married;" and Other = "Legally separated," "Divorced" and "Widowed" (Q97).
Prior service = Respondents who served on active duty in any U.S. military component (Q5). No prior service = All others.
Duty-qualified = Respondents who were awarded the MOS for their current duty position (Q28). Not duty-qualified = All others.
Stay in USAR="Stay to retire"/"Stay beyond oblig.;" Leave at End="Leave after oblig.;" Leave Prior="Leave prior to oblig" (Q84).

1989 Survey of USAR TPU Soldiers
Junior Enlisted Stayers Tabulation Volume

Q1H REASON JOIN USAR:OPPTY TO LEAD OTHRS

	A1 MALE	A2 FEMALE	B1 MARRI-ED	B2 NOT MARRI-ED	B3 OTHER	C1 <THAN HI SCH	C2 HIGH SCHOOL	C3 <THAN COLL	C4 BACH & UP	D1 PRIOR SRV	D2 NO PRIOR SRV	E1 DUTY QUAL	E2 NOT DUTY QUAL	F1 STAY IN USAR	F2 LEAVE AT END	F3 LEAVE PRIOR
1:EXTREMELY IMP	12.6	14.3	13.7	12.2	18.0	10.9	12.5	14.3	9.4	15.5	12.1	12.2	16.7	15.3	7.6	17.1
2:VERY IMPORTANT	29.4	28.4	33.4	27.2	28.4	40.7	28.9	30.1	21.8	33.1	27.7	29.8	26.2	33.4	22.6	20.9
3:SOMEWHAT IMP	35.6	33.3	32.9	36.0	35.8	31.2	36.7	33.4	34.0	32.7	35.9	35.0	35.5	33.7	37.8	33.5
4:NOT VERY IMP	16.5	18.8	14.4	18.7	13.1	14.1	16.6	17.6	17.3	11.7	18.9	17.1	16.7	13.6	23.7	20.5
5:NOT AT ALL IMP	4.8	4.4	4.7	4.9	3.7	3.2	4.0	4.0	16.2	5.3	4.5	5.0	3.3	3.1	7.8	4.9
MISSING	1.0	0.8	0.7	1.1	1.0	0.0	1.3	0.6	1.3	1.5	0.8	0.8	1.7	0.9	0.6	2.1
MULTIPLE RESP	0.1	0.0	0.2	0.0	0.0	0.0	0.1	0.0	0.0	0.2	0.0	0.1	0.0	0.0	0.0	0.9
TOTAL PERCENT	100.0	100.0	100.0	100.0	100.0	100.0	100.0	100.0	100.0	100.0	100.0	100.0	100.0	100.0	100.0	100.0

N (Weighted)	A:66045	18938	B:25985	53560	5438	C:1652	43108	34892	5331	D:22534	62449	E:69892	15091	F:52281	25880	5088
N (Unwtd)	A:1355	427	B:569	1090	123	C:30	823	739	190	D:489	1293	E:1464	318	F:1105	539	102
Nmiss (Wtd)	A:N/A		B:N/A			C:N/A				D:N/A		E:N/A		F:1734		
Nmiss(Unwtd)	A:N/A		B:N/A			C:N/A				D:N/A		E:N/A		F:36		

Gender was determined from Q92. Educational status was determined from Q95.
Married = "Married for the first time" and "Remarried;" Not Married = "Single, never married;" and Other = "Legally separated," "Divorced" and "Widowed" (Q97).
Prior service = Respondents who served on active duty in any U.S. military component (Q5). No prior service = All others.
Duty-qualified = Respondents who were awarded the MOS for their current duty position (Q28). Not duty-qualified = All others.
Stay in USAR="Stay to retire"/"Stay beyond oblig.;" Leave at End="Leave after oblig.;" Leave Prior="Leave prior to oblig" (Q84).

1989 Survey of USAR TPU Soldiers
Junior Enlisted Stayers Tabulation Volume

Q1I REASON JOIN USAR:JOIN DESIRED UNIT

	A1 MALE	A2 FEMALE	B1 MARRI-ED	B2 NOT MARRI-ED	B3 OTHER	C1 <THAN HI SCH	C2 HIGH SCHOOL	C3 <THAN COLL	C4 BACH & UP	D1 PRIOR SRV	D2 NO PRIOR SRV	E1 DUTY QUAL	E2 NOT DUTY QUAL	F1 STAY IN USAR	F2 LEAVE AT END	F3 LEAVE PRIOR
1:EXTREMELY IMP	12.8	11.8	17.6	9.8	16.4	8.3	14.2	10.8	12.7	17.5	10.8	11.8	16.3	15.1	7.6	9.4
2:VERY IMPORTANT	25.6	21.0	26.5	22.8	33.0	35.8	25.7	23.2	21.4	29.6	22.8	24.5	24.9	27.5	20.6	17.0
3:SOMEWHAT IMP	27.1	27.8	29.7	26.3	25.0	25.6	27.4	28.2	21.0	26.3	27.6	27.9	24.4	28.7	22.8	37.5
4:NOT VERY IMP	20.4	25.9	15.5	25.2	15.4	17.5	20.2	23.6	20.7	16.4	23.5	22.4	17.9	18.0	29.0	20.5
5:NOT AT ALL IMP	12.9	12.5	9.6	14.6	10.3	12.9	11.2	13.3	22.9	8.4	14.4	12.4	14.7	9.9	18.5	14.5
MISSING	1.0	1.1	0.9	1.2	0.0	0.0	1.2	0.7	1.3	1.5	0.8	0.8	1.8	0.9	1.1	1.0
MULTIPLE RESP	0.2	0.0	0.3	0.1	0.0	0.0	0.2	0.2	0.0	0.3	0.1	0.2	0.0	0.0	0.5	0.0
TOTAL PERCENT	100.0	100.0	100.0	100.0	100.0	100.0	100.0	100.0	100.0	100.0	100.0	100.0	100.0	100.0	100.0	100.0

N (Weighted)	A:66045	18938	B:25985	53560	5438	C:1652	43108	34892	5331	D:22534	62449	E:69892	15091	F:52281	25880	5088
N (Unwtd)	A:1355	427	B:569	1090	123	C:30	823	739	190	D:489	1293	E:1464	318	F:1105	539	102
Nmiss (Wtd)	A:N/A		B:N/A			C:N/A				D:N/A		E:N/A		F:1734		
Nmiss(Unwtd)	A:N/A		B:N/A			C:N/A				D:N/A		E:N/A		F:36		

Gender was determined from Q92. Educational status was determined from Q95.
Married = "Married for the first time" and "Remarried;" Not Married = "Single, never married;" and Other = "Legally separated," "Divorced" and "Widowed" (Q97).
Prior service = Respondents who served on active duty in any U.S. military component (Q5). No prior service = All others.
Duty-qualified = Respondents who were awarded the MOS for their current duty position (Q28). Not duty-qualified = All others.
Stay in USAR="Stay to retire"/"Stay beyond oblig.;" Leave at End="Leave after oblig.;" Leave Prior="Leave prior to oblig" (Q84).

1989 Survey of USAR TPU Soldiers
Junior Enlisted Stayers Tabulation Volume

Q1J REASON JOIN USAR:SPARETIME WORTHWHLE

	A1 MALE	A2 FEMALE	B1 MARRI-ED	B2 NOT MARRI-ED	B3 OTHER	C1 <THAN HI SCH	C2 HIGH SCHOOL	C3 <THAN COLL	C4 BACH & UP	D1 PRIOR SRV	D2 NO PRIOR SRV	E1 DUTY QUAL	E2 NOT DUTY QUAL	F1 STAY IN USAR	F2 LEAVE AT END	F3 LEAVE PRIOR
1:EXTREMELY IMP	10.7	12.6	13.3	9.1	20.6	15.0	11.6	10.2	12.3	12.5	10.6	10.8	12.3	14.2	3.9	13.3
2:VERY IMPORTANT	25.8	32.5	33.0	24.0	32.6	19.1	30.1	25.1	21.9	34.3	24.8	27.1	28.2	30.8	21.3	22.8
3:SOMEWHAT IMP	34.9	31.9	29.7	36.8	30.8	47.9	33.5	35.3	29.5	29.4	36.0	33.9	36.1	33.1	36.5	34.1
4:NOT VERY IMP	17.0	14.0	14.2	18.0	9.6	7.1	14.7	18.5	17.9	13.7	17.3	17.3	11.8	14.4	20.2	17.4
5:NOT AT ALL IMP	10.7	8.1	8.8	11.1	6.5	10.9	9.1	10.3	17.0	8.5	10.7	10.2	9.6	6.5	17.4	11.4
MISSING	1.0	0.8	1.0	1.0	0.0	0.0	1.2	0.6	1.3	1.7	0.6	0.7	2.0	1.0	0.8	1.0
TOTAL PERCENT	100.0	100.0	100.0	100.0	100.0	100.0	100.0	100.0	100.0	100.0	100.0	100.0	100.0	100.0	100.0	100.0

N (Weighted)	A:66045	18938	B:25985	53560	5438	C:1652	43108	34892	5331	D:22534	62449	E:69892	15091	F:52281	25880	5088
N (Unwtd)	A:1355	427	B:569	1090	123	C:30	823	739	190	D:489	1293	E:1464	318	F:1105	539	102
Nmiss (Wtd)	A:N/A		B:N/A			C:N/A				D:N/A		E:N/A		F:1734		
Nmiss(Unwtd)	A:N/A		B:N/A			C:N/A				D:N/A		E:N/A		F:36		

Gender was determined from Q92. Educational status was determined from Q95.
Married = "Married for the first time" and "Remarried;" Not Married = "Single, never married;" and Other = "Legally separated," "Divorced" and "Widowed" (Q97).
Prior service = Respondents who served on active duty in any U.S. military component (Q5). No prior service = All others.
Duty-qualified = Respondents who were awarded the MOS for their current duty position (Q28). Not duty-qualified = All others.
Stay in USAR="Stay to retire"/"Stay beyond oblig.;" Leave at End="Leave after oblig.;" Leave Prior="Leave prior to oblig" (Q84).

1989 Survey of USAR TPU Soldiers
Junior Enlisted Stayers Tabulation Volume

Q1K REASON JOIN USAR:MAKE NEW FRIENDS

	A1 MALE	A2 FEMALE	B1 MARRI-ED	B2 NOT MARRI-ED	B3 OTHER	C1 <THAN HI SCH	C2 HIGH SCHOOL	C3 >THAN COLL	C4 BACH & UP	D1 PRIOR SRV	D2 NO PRIOR SRV	E1 DUTY QUAL	E2 NOT DUTY QUAL	F1 STAY IN USAR	F2 LEAVE AT END	F3 LEAVE PRIOR
1:EXTREMELY IMP	7.7	9.7	9.1	7.4	10.8	7.7	9.8	6.2	8.1	10.9	7.2	8.2	8.0	9.5	6.0	7.2
2:VERY IMPORTANT	23.1	26.5	27.1	22.1	26.0	30.2	28.2	18.9	19.3	27.2	22.6	22.6	29.9	28.5	15.0	19.8
3:SOMEWHAT IMP	44.0	40.3	43.6	43.1	41.6	47.6	40.9	46.0	40.8	40.7	44.0	43.7	40.5	41.1	47.1	43.1
4:NOT VERY IMP	17.3	16.8	14.8	18.5	16.1	6.6	14.9	20.4	18.2	13.6	18.5	17.9	14.0	15.1	21.3	18.4
5:NOT AT ALL IMP	7.1	5.5	4.8	7.9	4.6	7.9	5.0	8.0	12.3	6.0	7.0	7.0	5.7	5.0	10.1	9.4
MISSING	0.9	0.8	0.6	1.0	1.0	0.0	1.1	0.6	1.3	1.7	0.6	0.6	2.0	0.9	0.6	1.0
MULTIPLE RESP	0.0	0.3	0.0	0.1	0.0	0.0	0.1	0.0	0.0	0.0	0.1	0.1	0.0	0.0	0.0	1.1
TOTAL PERCENT	100.0	100.0	100.0	100.0	100.0	100.0	100.0	100.0	100.0	100.0	100.0	100.0	100.0	100.0	100.0	100.0

N (Weighted)	A:66045	18938	B:25985	53560	5438	C:1652	43108	34892	5331	D:22534	62449	E:69892	15091	F:5228	25880	5088
N (Unwtd)	A:1355	427	B:569	1090	123	C:30	823	739	190	D:489	1293	E:1464	318	F:1105	539	102
Nmiss (Wtd)	A:N/A		B:N/A			C:N/A				D:N/A		E:N/A		F:1734		
Nmiss(Unwtd)	A:N/A		B:N/A			C:N/A				D:N/A		E:N/A		F:36		

Gender was determined from Q92. Educational status was determined from Q95.
Married = "Married for the first time" and "Remarried;" Not Married = "Single, never married;" and Other = "Legally separated," "Divorced" and "Widowed" (Q97).
Prior service = Respondents who served on active duty in any U.S. military component (Q5). No prior service = All others.
Duty-qualified = Respondents who were awarded the MOS for their current duty position (Q28). Not duty-qualified = All others.
Stay in USAR="Stay to retire"/"Stay beyond oblig.;" Leave at End="Leave after oblig.;" Leave Prior="Leave prior to oblig" (Q84).

1989 Survey of USAR TPU Soldiers
Junior Enlisted Stayers Tabulation Volume

Q1L REASON JOIN USAR:GOOD PHYSICAL CONDN

	A1 MALE	A2 FEMALE	B1 MARRI-ED	B2 NOT MARRI-ED	B3 OTHER	C1 <THAN HI SCH	C2 HIGH SCHOOL	C3 <THAN COLL	C4 BACH & UP	D1 PRIOR SRV	D2 NO PRIOR SRV	E1 DUTY [illegible]	E2 NOT DUTY QUAL	F1 STAY IN USAR	F2 LEAVE AT END	F3 LEAVE PRIOR
1:EXTREMELY IMP	14.2	15.9	15.7	13.7	18.5	9.7	15.7	13.8	12.5	17.6	13.5	13.5	19.6	16.3	10.6	18.9
2:VERY IMPORTANT	32.5	36.0	34.3	32.4	37.7	37.3	34.7	31.5	33.1	28.7	35.0	33.7	31.6	35.7	29.3	27.9
3:SOMEWHAT IMP	33.1	36.1	33.8	34.3	29.7	34.1	33.6	35.4	24.9	34.1	33.7	33.9	33.2	35.2	35.9	28.1
4:NOT VERY IMP	12.8	8.3	9.8	13.1	8.6	12.2	10.9	12.0	18.2	10.3	12.2	12.4	9.0	9.7	16.1	13.4
5:NOT AT ALL IMP	6.5	3.1	5.9	5.9	3.6	6.6	4.1	7.0	10.0	7.3	5.2	5.8	5.2	4.2	7.8	10.8
MISSING	0.8	0.5	0.7	0.6	2.0	0.0	1.0	0.3	1.3	1.5	0.4	0.6	1.5	0.9	0.4	1.0
TOTAL PERCENT	100.0	100.0	100.0	100.0	100.0	100.0	100.0	100.0	100.0	100.0	100.0	100.0	100.0	100.0	100.0	100.0

N (Weighted)	A:66045	18938	B:25985	53560	5438	C:1652	43108	34892	5331	D:22534	62149	E:69892	15091	F:52281	25880	5088
N (Unwtd)	A:1355	427	B:569	1090	123	C:30	823	739	190	D:489	1293	E:1464	318	F:1105	539	102
Nmiss (Wtd)	A:N/A		B:N/A			C:N/A				D:N/A		E:N/A		F:1734		
Nmiss(Unwtd)	A:N/A		B:N/A			C:N/A				D:N/A		E:N/A		F:36		

Gender was determined from Q92. Educational status was determined from Q95.
Married = "Married for the first time" and "Remarried;" Not Married = "Single, never married;" and Other = "Legally separated," "Divorced" and "Widowed" (Q97).
Prior service = Respondents who served on active duty in any U.S. military component (Q5). No prior service = All others.
Duty-qualified = Respondents who were awarded the MOS for their current duty position (Q28). Not duty-qualified = All others.
Stay in USAR="Stay to retire"/"Stay beyond oblig.;" Leave at End="Leave after oblig.;" Leave Prior="Leave prior to oblig" (Q84).

1989 Survey of USAR TPU Soldiers
Junior Enlisted Stayers Tabulation Volume

Q1M REASON JOIN USAR:2 WKS ANNUAL TRAING

	A1 MALE	A2 FEMALE	B1 MARRI-ED	B2 NOT MARRI-ED	B3 OTHER	C1 <THAN HI SCH	C2 HIGH SCHOOL	C3 <THAN COLL	C4 BACH & UP	D1 PRIOR SRV	D2 NO PRIOR SRV	E1 DUTY QUAL	E2 NOT DUTY QUAL	F1 STAY IN USAR	F2 LEAVE AT END	F3 LEAVE PRIOR
1:EXTREMELY IMP	8.0	5.3	10.7	5.6	9.3	8.3	9.5	5.2	4.3	13.1	5.4	6.8	10.3	9.9	2.3	6.6
2:VERY IMPORTANT	17.3	19.1	21.3	15.3	23.7	20.2	20.7	13.7	19.4	23.9	15.5	17.1	20.5	21.6	10.5	13.0
3:SOMEWHAT IMP	32.2	34.8	34.7	31.3	38.8	48.8	32.6	33.0	28.2	32.3	33.0	32.7	33.4	35.7	27.7	31.6
4:NOT VERY IMP	23.5	24.2	18.2	27.4	12.3	13.1	20.8	27.9	22.4	13.2	27.4	24.5	19.5	20.5	31.3	17.4
5:NOT AT ALL IMP	17.9	15.8	14.3	19.3	14.0	6.4	15.3	19.6	23.4	15.4	18.1	18.1	14.2	11.2	27.7	29.4
MISSING	1.1	0.8	0.8	1.1	1.9	3.2	1.2	0.6	2.3	2.1	0.7	0.8	2.0	1.1	0.6	2.1
TOTAL PERCENT	100.0	100.0	100.0	100.0	100.0	100.0	100.0	100.0	100.0	100.0	100.0	100.0	100.0	100.0	100.0	100.0

N (Weighted)	A:66045	18938	B:25985	53560	5438	C:1652	43108	34892	5331	D:22534	62449	E:69892	15091	F:52281	25880	5088
N (Unwtd)	A:1355	427	B:569	1090	123	C:30	823	739	190	D:489	1293	E:1464	318	F:1105	539	102
Nmiss (Wtd)	A:N/A		B:N/A			C:N/A				D:N/A		E:N/A		F:1734		
Nmiss(Unwtd)	A:N/A		B:N/A			C:N/A				D:N/A		E:N/A		F:36		

Gender was determined from Q92. Educational status was determined from Q95.
Married = "Married for the first time" and "Remarried;" Not Married = "Single, never married;" and Other = "Legally separated," "Divorced" and "Widowed" (Q97).
Prior service = Respondents who served on active duty in any U.S. military component (Q5). No prior service = All others.
Duty-qualified = Respondents who were awarded the MOS for their current duty position (Q28). Not duty-qualified = All others.
Stay in USAR="Stay to retire"/"Stay beyond oblig.;" Leave at End="Leave after oblig.;" Leave Prior="Leave prior to oblig" (Q84).

1989 Survey of USAR TPU Soldiers
Junior Enlisted Stayers Tabulation Volume

Q1N REASON JOIN USAR:USE MILIT EQUIPMENT

	A1 MALE	A2 FEMALE	B1 MARRI-ED	B2 NOT MARRI-ED	B3 OTHER	C1 <THAN HI SCH	C2 HIGH SCHOOL	C3 <THAN COLL	C4 BACH & UP	D1 PRIOR SRV	D2 NO PRIOR SRV	E1 DUTY QUAL	E2 NOT DUTY QUAL	F1 STAY IN USAR	F2 LEAVE AT END	F3 LEAVE PRIOR
1:EXTREMELY IMP	9.2	5.0	9.7	7.3	10.2	13.9	9.3	7.3	4.1	10.2	7.5	7.8	10.1	10.4	4.0	8.3
2:VERY IMPORTANT	24.2	16.5	26.3	20.5	23.5	31.5	25.7	19.4	13.6	24.3	21.8	21.2	28.3	27.5	14.0	16.5
3:SOMEWHAT IMP	37.3	34.3	35.3	37.6	32.8	37.9	37.2	36.2	34.6	32.0	38.3	37.7	31.8	34.2	39.6	40.4
4:NOT VERY IMP	17.6	27.8	15.9	22.0	17.6	10.3	16.6	23.3	26.5	17.7	20.6	20.0	19.3	18.0	24.6	18.6
5:NOT AT ALL IMP	10.6	15.5	11.8	11.3	15.0	6.4	10.2	12.5	19.6	13.8	10.9	12.3	8.5	8.8	16.9	14.2
MISSING	1.0	0.8	0.8	1.0	1.0	0.0	1.0	0.9	1.7	1.9	0.6	0.8	1.7	1.0	0.8	1.0
MULTIPLE RESP	0.3	0.0	0.3	0.2	0.0	0.0	0.1	0.3	0.0	0.0	0.3	0.2	0.3	0.1	0.2	1.0
TOTAL PERCENT	100.0	100.0	100.0	100.0	100.0	100.0	100.0	100.0	100.0	100.0	100.0	100.0	100.0	100.0	100.0	100.0

N (Weighted)	A:66045	18938	B:25985	53560	5438	C:1652	43108	34892	5331	D:22534	62449	E:69892	15091	F:52281	25880	5088
N (Unwtd)	A:1355	427	B:569	1090	123	C:30	823	739	190	D:489	1293	E:1464	318	F:1105	539	102
Nmiss (Wtd)	A:N/A		B:N/A			C:N/A				D:N/A		E:N/A		F:1734		
Nmiss(Unwtd)	A:N/A		B:N/A			C:N/A				D:N/A		E:N/A		F:36		

Gender was determined from Q92. Educational status was determined from Q95.
Married = "Married for the first time" and "Remarried;" Not Married = "Single, never married;" and Other = "Legally separated," "Divorced" and "Widowed" (Q97).
Prior service = Respondents who served on active duty in any U.S. military component (Q5). No prior service = All others.
Duty-qualified = Respondents who were awarded the MOS for their current duty position (Q28). Not duty-qualified = All others.
Stay in USAR="Stay to retire"/"Stay beyond oblig.;" Leave at End="Leave after oblig.;" Leave Prior="Leave prior to oblig" (Q84).

1989 Survey of USAR TPU Soldiers
Junior Enlisted Stayers Tabulation Volume

Q10 REASON JOIN USAR:RETIREMENT BENEFITS

	A1 MALE	A2 FEMALE	B1 MARRI-ED	B2 NOT MARRI-ED	B3 OTHER	C1 <THAN HI SCH	C2 HIGH SCHOOL	C3 <THAN COLL	C4 BACH & UP	D1 PRIOR SRV	D2 NO PRIOR SRV	E1 DUTY QUAL	E2 NOT DUTY QUAL	F1 STAY IN USAR	F2 LEAVE AT END	F3 LEAVE PRIOR
1:EXTREMELY IMP	22.3	18.2	30.8	15.9	29.9	25.9	24.8	17.7	16.7	34.7	16.6	20.3	26.2	28.1	9.0	14.6
2:VERY IMPORTANT	27.6	21.8	25.6	26.0	33.5	31.1	27.3	25.7	21.4	28.2	25.7	26.2	26.9	31.1	17.8	24.0
3:SOMEWHAT IMP	23.5	28.6	22.1	26.1	22.5	23.5	24.9	24.9	21.5	22.4	25.5	25.0	23.0	24.5	24.9	21.4
4:NOT VERY IMP	15.7	20.3	13.3	19.3	7.5	10.0	13.7	20.3	19.1	7.7	19.9	17.6	12.6	11.4	27.2	20.0
5:NOT AT ALL IMP	10.0	10.0	7.5	11.6	5.7	9.5	7.9	11.0	19.6	5.4	11.6	10.1	9.1	4.0	20.0	18.9
MISSING	0.9	0.9	0.7	1.0	1.0	0.0	1.2	0.5	1.7	1.5	0.7	0.6	2.1	0.9	0.8	1.0
MULTIPLE RESP	0.0	0.3	0.0	0.1	0.0	0.0	0.1	0.0	0.0	0.0	0.1	0.1	0.0	0.0	0.2	0.0
TOTAL PERCENT	100.0	100.0	100.0	100.0	100.0	100.0	100.0	100.0	100.0	100.0	100.0	100.0	100.0	100.0	100.0	100.0

N (Weighted)	A:66045	18938	B:25985	53560	5438	C:1652	43108	34892	5331	D:22534	62449	E:69892	15091	F:52281	25880	5088
N (Unwtd)	A:1355	427	B:569	1090	123	C:30	823	739	190	D:489	1293	E:1464	318	F:1105	539	102
Nmiss (Wtd)	A:N/A		B:N/A			C:N/A				D:N/A		E:N/A		F:1734		
Nmiss(Unwtd)	A:N/A		B:N/A			C:N/A				D:N/A		E:N/A		F:36		

Gender was determined from Q92. Educational status was determined from Q95.
Married = "Married for the first time" and "Remarried;" Not Married = "Single, never married;" and Other = "Legally separated," "Divorced" and "Widowed" (Q97).
Prior service = Respondents who served on active duty in any U.S. military component (Q5). No prior service = All others.
Duty-qualified = Respondents who were awarded the MOS for their current duty position (Q28). Not duty-qualified = All others.
Stay in USAR="Stay to retire"/"Stay beyond oblig.;" Leave at End="Leave after oblig.;" Leave Prior="Leave prior to oblig" (Q84).

1989 Survey of USAR TPU Soldiers
Junior Enlisted Stayers Tabulation Volume

Q1P REASON JOIN USAR:EXPERIENCE MIL LIFE

	A1 MALE	A2 FEMALE	B1 MARRI-ED	B2 NOT MARRI-ED	B3 OTHER	C1 <THAN HI SCH	C2 HIGH SCHOOL	C3 <THAN COLL	C4 BACH & UP	D1 PRIOR SRV	D2 NO PRIOR SRV	E1 DUTY QUAL	E2 NOT DUTY QUAL	F1 STAY IN USAR	F2 LEAVE AT END	F3 LEAVE PRIOR
1:EXTREMELY IMP	11.9	12.7	13.7	10.9	16.2	14.5	12.4	12.0	9.4	10.1	12.8	12.1	12.3	14.4	6.6	13.7
2:VERY IMPORTANT	28.2	32.3	28.6	28.7	36.1	48.0	29.8	28.0	25.3	22.7	31.4	28.9	30.2	32.6	23.1	23.6
3:SOMEWHAT IMP	35.3	38.5	36.8	36.8	24.5	31.1	36.6	36.2	31.9	32.0	37.5	36.4	34.3	34.9	38.2	36.5
4:NOT VERY IMP	15.8	9.5	12.9	15.3	12.6	3.2	13.9	14.9	19.3	19.7	12.5	14.3	15.1	11.8	19.6	19.3
5:NOT AT ALL IMP	7.8	6.4	7.1	7.4	10.6	3.2	6.4	8.5	11.9	13.9	5.2	7.8	6.4	5.6	11.7	5.9
MISSING	0.9	0.5	0.8	0.9	0.0	0.0	0.8	0.6	2.3	1.7	0.5	0.6	1.7	0.7	0.8	1.0
TOTAL PERCENT	100.0	100.0	100.0	100.0	100.0	100.0	100.0	100.0	100.0	100.0	100.0	100.0	100.0	100.0	100.0	100.0

N (Weighted)	A:66045	18938	B:25985	53560	5438	C:1652	43108	34892	5331	D:22534	62449	E:69892	15091	F:52281	25880	5088
N (Unwtd)	A:1355	427	B:569	1090	123	C:30	823	739	190	D:489	1293	E:1464	318	F:1105	539	102
Nmiss (Wtd)	A:N/A		B:N/A			C:N/A				D:N/A		E:N/A		F:1734		
Nmiss(Unwtd)	A:N/A		B:N/A			C:N/A				D:N/A		E:N/A		F:36		

Gender was determined from Q92. Educational status was determined from Q95.
Married = "Married for the first time" and "Remarried;" Not Married = "Single, never married;" and Other = "Legally separated," "Divorced" and "Widowed" (Q97).
Prior service = Respondents who served on active duty in any U.S. military component (Q5). No prior service = All others.
Duty-qualified = Respondents who were awarded the MOS for their current duty position (Q28). Not duty-qualified = All others.
Stay in USAR="Stay to retire"/"Stay beyond oblig.;" Leave at End="Leave after oblig.;" Leave Prior="Leave prior to oblig" (Q84).

1989 Survey of USAR TPU Soldiers
Junior Enlisted Stayers Tabulation Volume

Q1Q REASON JOIN USAR:TEMP LEAVE CIV LIFE

	A1 MALE	A2 FEMALE	B1 MARRI-ED	B2 NOT MARRI-ED	B3 OTHER	C1 <THAN HI SCH	C2 HIGH SCHOOL	C3 <THAN COLL	C4 BACH & UP	D1 PRIOR SRV	D2 NO PRIOR SRV	E1 DUTY QUAL	E2 NOT DUTY QUAL	F1 STAY IN USAR	F2 LEAVE AT END	F3 LEAVE PRIOR
1:EXTREMELY IMP	11.7	12.3	12.7	11.0	16.0	6.4	12.7	10.7	14.6	12.6	11.6	11.9	11.5	13.8	8.4	6.6
2:VERY IMPORTANT	21.8	25.1	24.5	21.3	26.3	29.1	22.9	21.7	23.7	19.7	23.6	22.8	21.6	25.1	18.9	15.7
3:SOMEWHAT IMP	29.9	28.6	30.2	29.4	29.0	43.0	30.5	29.1	21.6	31.4	29.0	28.6	34.2	31.4	25.6	29.7
4:NOT VERY IMP	21.2	18.5	19.7	21.7	14.1	6.8	20.1	22.0	19.2	18.1	21.5	21.2	17.8	17.6	26.8	23.9
5:NOT AT ALL IMP	14.1	14.2	11.6	15.5	12.7	10.9	12.2	15.7	19.7	16.1	13.4	14.4	12.9	10.9	19.3	23.0
MISSING	1.3	1.3	1.3	1.2	1.9	3.9	1.6	0.8	1.3	2.1	1.0	1.1	2.0	1.2	1.1	1.0
TOTAL PERCENT	100.0	100.0	100.0	100.0	100.0	100.0	100.0	100.0	100.0	100.0	100.0	100.0	100.0	100.0	100.0	100.0

N (Weighted)	A:66045	18938	B:25985	53560	5438	C:1652	43108	34892	5331	D:22534	62449	E:69892	15091	F:52281	25880	5088
N (Unwtd)	A:1355	427	B:569	1090	123	C:30	823	739	190	D:489	1293	E:1464	318	F:1105	539	102
Nmiss (Wtd)	A:N/A		B:N/A			C:N/A				D:N/A		E:N/A		F:1734		
Nmiss(Unwtd)	A:N/A		B:N/A			C:N/A				D:N/A		E:N/A		F:36		

Gender was determined from Q92. Educational status was determined from Q95.
Married = "Married for the first time" and "Remarried;" Not Married = "Single, never married;" and Other = "Legally separated," "Divorced" and "Widowed" (Q97).
Prior service = Respondents who served on active duty in any U.S. military component (Q5). No prior service = All others.
Duty-qualified = Respondents who were awarded the MOS for their current duty position (Q28). Not duty-qualified = All others.
Stay in USAR="Stay to retire"/"Stay beyond oblig.;" Leave at End="Leave after oblig.;" Leave Prior="Leave prior to oblig" (Q84).

1989 Survey of USAR TPU Soldiers
Junior Enlisted Stayers Tabulation Volume

Q1R REASON JOIN USAR:OBTAIN PARTTIME JOB

	A1 MALE	A2 FEMALE	B1 MARRI-ED	B2 NOT MARRI-ED	B3 OTHER	C1 <THAN HI SCH	C2 HIGH SCHOOL	C3 <THAN COLL	C4 BACH & UP	D1 PRIOR SRV	D2 NO PRIOR SRV	E1 DUTY QUAL	E2 NOT DUTY QUAL	F1 STAY IN USAR	F2 LEAVE AT END	F3 LEAVE PRIOR
1:EXTREMELY IMP	10.5	14.8	13.8	10.2	13.6	17.5	11.3	11.5	10.6	12.2	11.2	10.8	14.5	12.6	9.6	9.7
2:VERY IMPORTANT	27.9	33.7	29.5	28.3	36.0	20.1	30.4	28.9	24.3	31.0	28.5	29.0	30.0	32.1	24.3	25.0
3:SOMEWHAT IMP	37.0	36.3	34.6	38.3	33.6	38.7	36.2	37.4	38.1	34.4	37.8	36.9	36.7	36.2	39.1	32.7
4:NOT VERY IMP	15.8	9.0	13.9	14.9	9.6	6.4	14.1	14.4	16.7	14.9	14.0	15.0	10.8	12.3	16.9	20.3
5:NOT AT ALL IMP	7.8	5.6	7.4	7.5	5.3	17.5	6.6	7.4	9.0	6.1	7.7	7.5	6.4	6.0	9.3	11.3
MISSING	1.0	0.5	0.8	0.8	1.9	0.0	1.3	0.3	1.3	1.5	0.7	0.7	1.7	0.8	0.8	1.0
TOTAL PERCENT	100.0	100.0	100.0	100.0	100.0	100.0	100.0	100.0	100.0	100.0	100.0	100.0	100.0	100.0	100.0	100.0

† (Weighted)	A:66045	18938	B:25985	53560	5438	C:1652	43108	34892	5331	D:22534	62449	E:69892	15091	F:52281	25880	5088
N (Unwtd)	A:1355	427	B:569	1090	123	C:30	823	739	190	D:489	1293	E:1464	318	F:1105	539	102
Nmiss (Wtd)	A:N/A		B:N/A			C:N/A				D:N/A		E:N/A		F:1734		
Nmiss(Unwtd)	A:N/A		B:N/A			C:N/A				D:N/A		E:N/A		F:36		

Gender was determined from Q92. Educational status was determined from Q95.
Married = "Married for the first time" and "Remarried;" Not Married = "Single, never married;" and Other = "Legally separated," "Divorced" and "Widowed" (Q97).
Prior service = Respondents who served on active duty in any U.S. military component (Q5). No prior service = All others.
Duty-qualified = Respondents who were awarded the MOS for their current duty position (Q28). Not duty-qualified = All others.
Stay in USAR="Stay to retire"/"Stay beyond oblig.;" Leave at End="Leave after oblig.;" Leave Prior="Leave prior to oblig" (Q84).

1989 Survey of USAR TPU Soldiers
Junior Enlisted Stayers Tabulation Volume

Q1S REASON JOIN USAR:MIL TRNG CHALLENGE

	A1 MALE	A2 FEMALE	B1 MARRI-ED	B2 NOT MARRI-ED	B3 OTHER	C1 <THAN HI SCH	C2 HIGH SCHOOL	C3 <THAN COLL	C4 BACH & UP	D1 PRIOR SRV	D2 NO PRIOR SRV	E1 DUTY QUAL	E2 NOT DUTY QUAL	F1 STAY IN USAR	F2 LEAVE AT END	F3 LEAVE PRIOR
1:EXTREMELY IMP	13.6	14.5	14.9	12.6	19.8	11.1	15.1	12.4	12.5	11.5	14.6	14.2	11.8	16.7	7.0	18.0
2:VERY IMPORTANT	34.2	33.0	38.1	31.8	35.7	41.8	34.8	33.9	25.4	35.2	33.5	32.7	39.8	37.1	29.3	24.0
3:SOMEWHAT IMP	31.9	34.7	30.0	33.9	31.5	31.2	32.3	33.6	27.8	29.5	33.6	33.2	29.2	30.7	35.7	35.7
4:NOT VERY IMP	12.9	13.0	9.8	14.9	7.5	12.7	11.7	13.2	20.8	12.8	12.9	13.1	11.7	10.5	17.3	18.1
5:NOT AT ALL IMP	6.4	3.2	5.9	5.8	3.6	3.2	4.6	6.2	11.9	8.5	4.7	5.7	5.5	3.7	9.9	3.3
MISSING	1.0	1.3	1.1	1.0	1.9	0.0	1.4	0.7	1.6	2.5	0.6	0.9	2.1	1.2	0.8	1.0
MULTIPLE RESP	0.0	0.3	0.2	0.0	0.0	0.0	0.1	0.0	0.0	0.0	0.1	0.1	0.0	0.1	0.0	0.0
TOTAL PERCENT	100.0	100.0	100.0	100.0	100.0	100.0	100.0	100.0	100.0	100.0	100.0	100.0	100.0	100.0	100.0	100.0

N (Weighted)	A:66045	18938	B:25985	53560	5438	C:1652	43108	34892	5331	D:22534	62449	E:69892	15091	F:52281	25880	5088
N (Unwtd)	A:1355	427	B:569	1090	123	C:30	823	739	190	D:489	1293	E:1464	318	F:1105	539	102
Nmiss (Wtd)	A:N/A		B:N/A			C:N/A				D:N/A		E:N/A		F:1734		
Nmiss(Unwtd)	A:N/A		B:N/A			C:N/A				D:N/A		E:N/A		F:36		

Gender was determined from Q92. Educational status was determined from Q95.
Married = "Married for the first time" and "Remarried;" Not Married = "Single, never married;" and Other = "Legally separated," "Divorced" and "Widowed" (Q97).
Prior service = Respondents who served on active duty in any U.S. military component (Q5). No prior service = All others.
Duty-qualified = Respondents who were awarded the MOS for their current duty position (Q28). Not duty-qualified = All others.
Stay in USAR="Stay to retire"/"Stay beyond oblig.;" Leave at End="Leave after oblig.;" Leave Prior="Leave prior to oblig" (Q84).

1989 Survey of USAR TPU Soldiers
Junior Enlisted Stayers Tabulation Volume

Q1T REASON JOIN USAR:EARN EDUCL BENEFITS

	A1 MALE	A2 FEMALE	B1 MARRI-ED	B2 NOT MARRI-ED	B3 OTHER	C1 <THAN HI SCH	C2 HIGH SCHOOL	C3 <THAN COLL	C4 BACH & UP	D1 PRIOR SRV	D2 NO PRIOR SRV	E1 DUTY QUAL	E2 NOT DUTY QUAL	F1 STAY IN USAR	F2 LEAVE AT END	F3 LEAVE PRIOR
1:EXTREMELY IMP	31.7	46.4	25.3	41.1	21.6	14.8	25.3	47.9	35.4	23.0	39.3	35.9	30.7	33.9	36.3	37.0
2:VERY IMPORTANT	31.0	26.3	29.1	30.0	33.3	39.2	29.8	31.3	19.5	28.1	30.6	29.3	33.1	31.8	27.4	25.6
3:SOMEWHAT IMP	20.9	18.8	25.6	17.4	26.7	25.3	26.1	13.6	18.2	26.0	18.5	20.2	21.8	21.0	21.1	14.0
4:NOT VERY IMP	9.5	5.6	11.7	6.9	11.4	10.9	11.9	4.0	12.6	13.5	6.9	8.8	8.1	7.8	9.5	12.3
5:NOT AT ALL IMP	5.6	2.0	6.7	3.7	5.8	9.7	5.5	2.4	12.8	7.9	3.7	4.8	4.5	4.4	4.6	10.2
MISSING	1.0	0.8	1.4	0.8	1.1	0.0	1.3	0.5	1.5	1.5	0.8	0.8	1.7	1.0	1.0	1.0
MULTIPLE RESP	0.2	0.0	0.2	0.1	0.0	0.0	0.0	0.3	0.0	0.0	0.2	0.1	0.0	0.1	0.2	0.0
TOTAL PERCENT	100.0	100.0	100.0	100.0	100.0	100.0	100.0	100.0	100.0	100.0	100.0	100.0	100.0	100.0	100.0	100.0

N (Weighted)	A:66045	18938	B:25985	53560	5438	C:1652	43108	34892	5331	D:22534	62449	E:69892	15091	F:52281	25880	5088
N (Unwtd)	A:1355	427	B:569	1090	123	C:30	823	739	190	D:489	1293	E:1464	318	F:1105	539	102
Nmiss (Wtd)	A:N/A		B:N/A			C:N/A				D:N/A		E:N/A		F:1734		
Nmiss(Unwtd)	A:N/A		B:N/A			C:N/A				D:N/A		E:N/A		F:36		

Gender was determined from Q92. Educational status was determined from Q95.
Married = "Married for the first time" and "Remarried;" Not Married = "Single, never married;" and Other = "Legally separated," "Divorced" and "Widowed" (Q97).
Prior service = Respondents who served on active duty in any U.S. military component (Q5). No prior service = All others.
Duty-qualified = Respondents who were awarded the MOS for their current duty position (Q28). Not duty-qualified = All others.
Stay in USAR="Stay to retire"/"Stay beyond oblig.;" Leave at End="Leave after oblig.;" Leave Prior="Leave prior to oblig" (Q84).

1989 Survey of USAR TPU Soldiers
Junior Enlisted Stayers Tabulation Volume

Q1U REASON JOIN USAR:OPPORTNTY TO TRAVEL

	A1 MALE	A2 FEMALE	B1 MARRI-ED	B2 NOT MARRI-ED	B3 OTHER	C1 <THAN HI SCH	C2 HIGH SCHOOL	C3 <THAN COLL	C4 BACH & UP	D1 PRIOR SRV	D2 NO PRIOR SRV	E1 DUTY QUAL	E2 NOT DUTY QUAL	F1 STAY IN USAR	F2 LEAVE AT END	F3 LEAVE PRIOR
1:EXTREMELY IMP	16.9	27.3	21.0	18.0	22.6	21.6	18.8	19.8	17.3	18.1	19.6	18.7	21.3	21.1	14.4	24.3
2:VERY IMPORTANT	32.3	34.1	31.8	32.8	36.4	25.5	33.4	32.3	32.1	32.6	32.7	32.5	33.6	37.0	27.1	19.8
3:SOMEWHAT IMP	31.7	27.7	28.3	32.8	22.8	34.7	30.4	32.3	23.2	28.4	31.7	31.0	30.0	27.1	36.4	39.9
4:NOT VERY IMP	11.9	6.1	11.2	10.2	12.5	15.0	10.2	10.1	16.3	11.6	10.3	11.0	8.7	10.3	11.9	6.3
5:NOT AT ALL IMP	5.9	3.4	6.0	5.1	4.7	3.2	5.5	4.5	9.8	7.6	4.5	5.5	4.5	2.9	9.2	8.7
MISSING	1.3	1.1	1.8	1.0	1.0	0.0	1.5	1.0	1.3	1.7	1.1	1.1	1.7	1.4	1.0	1.0
MULTIPLE RESP	0.1	0.3	0.0	0.2	0.0	0.0	0.2	0.0	0.0	0.0	0.2	0.1	0.3	0.2	0.0	0.0
TOTAL PERCENT	100.0	100.0	100.0	100.0	100.0	100.0	100.0	100.0	100.0	100.0	100.0	100.0	100.0	100.0	100.0	100.0

N (Weighted)	A:66045	18938	B:25985	53560	5438	C:1652	43108	34892	5331	D:22534	62449	E:69892	15091	F:52281	25880	5088
N (Unwtd)	A:1355	427	B:569	1090	123	C:30	823	739	190	D:489	1293	E:1464	318	F:1105	539	102
Nmiss (Wtd)	A:N/A		B:N/A			C:N/A				D:N/A		E:N/A		F:1734		
Nmiss(Unwtd)	A:N/A		B:N/A			C:N/A				D:N/A		E:N/A		F:36		

Gender was determined from Q92. Educational status was determined from Q95.
Married = "Married for the first time" and "Remarried;" Not Married = "Single, never married;" and Other = "Legally separated," "Divorced" and "Widowed" (Q97).
Prior service = Respondents who served on active duty in any U.S. military component (Q5). No prior service = All others.
Duty-qualified = Respondents who were awarded the MOS for their current duty position (Q28). Not duty-qualified = All others.
Stay in USAR="Stay to retire"/"Stay beyond oblig.;" Leave at End="Leave after oblig.;" Leave Prior="Leave prior to oblig" (Q84).

1989 Survey of USAR TPU Soldiers
Junior Enlisted Stayers Tabulation Volume

Q1V REASON JOIN USAR:DEV LEADRSHP QUALIT

	A1 MALE	A2 FEMALE	B1 MARRI-ED	B2 NOT MARRI-ED	B3 OTHER	C1 <THAN HI SCH	C2 HIGH SCHOOL	C3 <THAN COLL	C4 BACH & UP	D1 PRIOR SRV	D2 NO PRIOR SRV	E1 DUTY QUAL	E2 NOT DUTY QUAL	F1 STAY IN USAR	F2 LEAVE AT END	F3 LEAVE PRIOR
1:EXTREMELY IMP	17.8	18.9	18.2	17.4	24.1	14.3	17.3	19.7	14.6	21.0	17.0	17.7	19.7	21.0	11.6	22.1
2:VERY IMPORTANT	34.1	33.9	38.8	31.6	34.7	43.2	34.8	34.0	25.1	34.1	34.0	33.8	35.1	38.4	27.4	24.8
3:SOMEWHAT IMP	31.8	30.3	27.8	33.7	26.5	31.7	30.9	31.3	36.7	30.4	31.8	31.8	29.8	28.1	37.8	33.6
4:NOT VERY IMP	10.3	13.3	9.3	12.0	8.1	7.7	11.4	10.1	13.9	7.4	12.2	11.1	10.2	8.3	15.8	12.9
5:NOT AT ALL IMP	4.5	2.7	4.2	4.1	2.5	3.2	3.9	3.7	8.1	4.9	3.8	4.2	3.5	2.7	6.5	5.2
MISSING	1.6	0.8	1.6	1.1	4.1	0.0	1.7	1.1	1.3	2.2	1.2	1.4	1.8	1.6	1.0	1.0
MULTIPLE RESP	0.0	0.1	0.1	0.0	0.0	0.0	0.0	0.0	0.4	0.1	0.0	0.0	0.0	0.0	0.0	0.4
TOTAL PERCENT	100.0	100.0	100.0	100.0	100.0	100.0	100.0	100.0	100.0	100.0	100.0	100.0	100.0	100.0	100.0	100.0

N (Weighted)	A:66045	18938	B:25985	53560	5438	C:1652	43108	34892	5331	D:22534	62449	E:69892	15091	F:52281	25880	5088
N (Unwtd)	A:1355	427	B:569	1090	123	C:30	823	739	190	D:489	1293	E:1464	318	F:1105	539	102
Nmiss (Wtd)	A:N/A		B:N/A			C:N/A				D:N/A		E:N/A		F:1734		
Nmiss(Unwtd)	A:N/A		B:N/A			C:N/A				D:N/A		E:N/A		F:36		

Gender was determined from Q92. Educational status was determined from Q95.
Married = "Married for the first time" and "Remarried;" Not Married = "Single, never married;" and Other = "Legally separated," "Divorced" and "Widowed" (Q97).
Prior service = Respondents who served on active duty in any U.S. military component (Q5). No prior service = All others.
Duty-qualified = Respondents who were awarded the MOS for their current duty position (Q28). Not duty-qualified = All others.
Stay in USAR="Stay to retire"/"Stay beyond oblig.;" Leave at End="Leave after oblig.;" Leave Prior="Leave prior to oblig" (Q84).

1989 Survey of USAR TPU Soldiers
Junior Enlisted Stayers Tabulation Volume

Q1W REASN JOIN USAR:GAIN SELF-DISCIPLIN

	A1 MALE	A2 FEMALE	B1 MARRI-ED	B2 NOT MARRI-ED	B3 OTHER	C1 <THAN HI SCH	C2 HIGH SCHOOL	C3 <THAN COLL	C4 BACH & UP	D1 PRIOR SRV	D2 NO PRIOR SRV	E1 DUTY QUAL	E2 NOT DUTY QUAL	F1 STAY IN USAR	F2 LEAVE AT END	F3 LEAVE PRIOR
1:EXTREMELY IMP	19.6	24.2	20.7	20.5	21.4	22.0	22.3	18.9	17.8	16.8	22.0	20.5	21.3	22.9	15.7	26.5
2:VERY IMPORTANT	36.5	36.7	37.6	36.1	35.9	49.9	37.1	37.5	22.3	35.3	37.0	36.5	36.9	40.2	31.9	26.9
3:SOMEWHAT IMP	28.5	24.8	25.1	28.9	28.0	21.1	27.2	28.6	27.6	27.5	27.8	27.7	27.8	24.5	32.7	32.5
4:NOT VERY IMP	8.6	8.3	9.3	8.2	8.6	0.0	7.9	9.0	12.9	9.5	8.2	8.6	8.4	7.3	11.4	8.1
5:NOT AT ALL IMP	5.0	4.2	5.2	4.7	3.8	3.2	3.8	4.4	16.3	8.0	3.6	5.0	3.8	3.3	7.6	3.8
MISSING	1.6	1.9	1.7	1.6	2.3	3.9	1.7	1.5	2.0	2.5	1.4	1.7	1.7	1.7	0.8	2.1
MULTIPLE RESP	0.1	0.0	0.3	0.0	0.0	0.0	0.0	0.0	1.2	0.4	0.0	0.1	0.1	0.2	0.0	0.0
TOTAL PERCENT	100.0	100.0	100.0	100.0	100.0	100.0	100.0	100.0	100.0	100.0	100.0	100.0	100.0	100.0	100.0	100.0

N (Weighted)	A:66045	18938	B:25985	53560	5438	C:1652	43108	34892	5331	D:22534	62449	E:69892	15091	F:52281	25880	5088
N (Unwtd)	A:1355	427	B:569	1090	123	C:30	823	739	190	D:489	1293	E:1464	318	F:1105	539	102
Nmiss (Wtd)	A:N/A		B:N/A			C:N/A				D:N/A		E:N/A		F:1734		
Nmiss(Unwtd)	A:N/A		B:N/A			C:N/A				D:N/A		E:N/A		F:36		

Gender was determined from Q92. Educational status was determined from Q95.
Married = "Married for the first time" and "Remarried;" Not Married = "Single, never married;" and Other = "Legally separated," "Divorced" and "Widowed" (Q97).
Prior service = Respondents who served on active duty in any U S. military component (Q5). No prior service = All others.
Duty-qualified = Respondents who were awarded the MOS for their current duty position (Q28). Not duty-qualified = All others.
Stay in USAR="Stay to retire"/"Stay beyond oblig.;" Leave at End="Leave after oblig.;" Leave Prior="Leave prior to oblig" (Q84).

1989 Survey of USAR TPU Soldiers
Junior Enlisted Stayers Tabulation Volume

Q1X REASN JOIN USAR:CONTINUE MIL SERVIC

	A1 MALE	A2 FEMALE	B1 MARRI-ED	B2 NOT MARRI-ED	B3 OTHER	C1 <THAN HI SCH	C2 HIGH SCHOOL	C3 <THAN COLL	C4 BACH & UP	D1 PRIOR SRV	D2 NO PRIOR SRV	E1 DUTY QUAL	E2 NOT DUTY QUAL	F1 STAY IN USAR	F2 LEAVE AT END	F3 LEAVE PRIOR
1:EXTREMELY IMP	12.7	10.5	16.2	9.0	25.0	22.0	13.7	10.1	10.9	22.9	8.4	11.5	15.5	16.7	3.8	9.2
2:VERY IMPORTANT	24.5	25.3	31.5	20.4	34.4	19.4	28.4	21.4	17.7	38.4	19.7	23.5	30.1	33.1	10.6	9.3
3:SOMEWHAT IMP	30.0	28.8	25.5	32.4	23.7	31.0	27.7	32.9	24.7	25.9	31.1	30.2	27.2	27.5	34.2	32.8
4:NOT VERY IMP	14.8	15.4	12.4	16.9	6.9	6.8	14.5	15.5	16.4	6.7	17.9	15.2	13.3	9.3	25.7	16.9
5:NOT AT ALL IMP	16.5	18.6	12.8	19.7	9.8	17.7	14.1	18.8	27.6	4.3	21.5	18.1	11.8	11.7	25.0	29.8
MISSING	1.6	1.5	1.7	1.7	0.2	3.2	1.5	1.3	2.7	1.7	1.5	1.4	2.1	1.6	0.7	2.0
TOTAL PERCENT	100.0	100.0	100.0	100.0	100.0	100.0	100.0	100.0	100.0	100.0	100.0	100.0	100.0	100.0	100.0	100.0

N (Weighted)	A:66045	18938	B:25985	53560	5438	C:1652	43108	34892	5331	D:22534	62449	E:69892	15091	F:52281	25880	5088
N (Unwtd)	A:1355	427	B:569	1090	123	C:30	823	739	190	D:489	1293	E:1464	318	F:1105	539	102
Nmiss (Wtd)	A:N/A		B:N/A			C:N/A				D:N/A		E:N/A		F:1734		
Nmiss(Unwtd)	A:N/A		B:N/A			C:N/A				D:N/A		E:N/A		F:36		

Gender was determined from Q92. Educational status was determined from Q95.
Married = "Married for the first time" and "Remarried;" Not Married = "Single, never married;" and Other = "Legally separated," "Divorced" and "Widowed" (Q97).
Prior service = Respondents who served on active duty in any U.S. military component (Q5). No prior service = All others.
Duty-qualified = Respondents who were awarded the MOS for their current duty position (Q28). Not duty-qualified = All others.
Stay in USAR="Stay to retire"/"Stay beyond oblig.;" Leave at End="Leave after oblig.;" Leave Prior="Leave prior to oblig" (Q84).

1989 Survey of USAR TPU Soldiers
Junior Enlisted Stayers Tabulation Volume

Q2 ACCURACY:USAR INFO FROM RECRTR/COUNSL

	A1 MALE	A2 FEMALE	B1 MARRI-ED	B2 NOT MARRI-ED	B3 OTHER	C1 <THAN HI SCH	C2 HIGH SCHOOL	C3 <THAN COLL	C4 BACH & UP	D1 PRIOR SRV	D2 NO PRIOR SRV	E1 DUTY QUAL	E2 NOT DUTY QUAL	F1 STAY IN USAR	F2 LEAVE AT END	F3 LEAVE PRIOR
1:EXTREMELY ACUR	4.1	6.8	6.2	4.1	3.7	0.0	4.7	4.9	4.3	5.5	4.4	4.3	6.7	5.6	3.2	3.5
2:VERY ACCURATE	22.2	23.9	22.1	22.5	26.1	16.3	22.5	23.7	18.5	27.6	20.8	23.5	18.2	24.8	18.7	23.0
3:SOMEWHAT ACUR	42.8	44.4	42.2	44.2	37.2	51.0	42.7	43.6	41.4	39.9	44.3	42.9	44.2	43.6	43.6	40.3
4:NOT VERY ACUR	18.9	17.8	16.5	19.7	18.1	22.8	19.3	17.5	19.4	15.8	19.7	18.5	19.4	16.6	21.8	17.2
5:NOT AT ALL ACU	9.0	6.8	9.3	7.9	10.8	10.0	8.1	8.5	11.2	5.2	9.7	8.4	9.0	6.4	11.4	13.6
6:DOES NOT APPLY	2.6	0.2	3.2	1.4	3.2	0.0	2.2	1.6	4.2	5.9	0.7	2.0	2.5	2.5	1.2	2.4
MISSING	0.5	0.1	0.5	0.3	1.0	0.0	0.5	0.2	0.9	0.2	0.4	0.5	0.0	0.5	0.0	0.0
TOTAL PERCENT	100.0	100.0	100.0	100.0	100.0	100.0	100.0	100.0	100.0	100.0	100.0	100.0	100.0	100.0	100.0	100.0

N (Weighted)	A:66045	18938	B:25985	53560	5438	C:1652	43108	34892	5331	D:22534	62449	E:69892	15091	F:52281	25880	5088
N (Unwtd)	A:1355	427	B:569	1090	123	C:30	823	739	190	D:489	1293	E:1464	318	F:1105	539	102
Nmiss (Wtd)	A:N/A		B:N/A			C:N/A				D:N/A		E:N/A		F:1734		
Nmiss(Unwtd)	A:N/A		B:N/A			C:N/A				D:N/A		E:N/A		F:36		

Gender was determined from Q92. Educational status was determined from Q95.
Married = "Married for the first time" and "Remarried;" Not Married = "Single, never married;" and Other = "Legally separated," "Divorced" and "Widowed" (Q97).
Prior service = Respondents who served on active duty in any U.S. military component (Q5). No prior service = All others.
Duty-qualified = Respondents who were awarded the MOS for their current duty position (Q28). Not duty-qualified = All others.
Stay in USAR="Stay to retire"/"Stay beyond oblig.;" Leave at End="Leave after oblig.;" Leave Prior="Leave prior to oblig" (Q84).

1989 Survey of USAR TPU Soldiers
Junior Enlisted Stayers Tabulation Volume

Q3 SIMILARITY:USAR EXPECTATNS VS KNOWLDG

	A1 MALE	A2 FEMALE	B1 MARRI-ED	B2 NOT MARRI-ED	B3 OTHER	C1 <THAN HI SCH	C2 HIGH SCHOOL	C3 <THAN COLL	C4 BACH & UP	D1 PRIOR SRV	D2 NO PRIOR SRV	E1 DUTY QUAL	E2 NOT DUTY QUAL	F1 STAY IN USAR	F2 LEAVE AT END	F3 LEAVE PRIOR
1:EXTREMELY SIM	2.8	2.1	3.5	2.0	4.5	0.0	3.4	1.7	3.0	5.1	1.8	2.6	2.9	3.7	0.6	2.4
2:VERY SIMILAR	20.5	19.9	24.6	17.7	26.7	21.8	22.9	17.8	16.4	27.9	17.7	20.0	22.2	23.6	14.6	16.4
3:SOMEWHAT SIMIL	47.1	44.8	43.9	48.1	43.9	51.6	46.3	47.0	44.0	44.3	47.4	46.9	45.1	48.1	44.6	40.2
4:NOT VERY SIMIL	22.7	24.5	21.2	24.9	13.9	20.1	19.5	27.1	26.6	15.7	25.8	23.6	20.8	19.3	29.1	30.4
5:NOT AT ALL SIM	6.2	7.7	6.0	6.5	9.0	6.6	7.0	5.5	9.0	6.1	6.7	6.2	8.0	4.3	10.5	10.6
MISSING	0.8	0.9	0.8	0.7	2.0	0.0	0.8	0.8	0.9	0.9	0.8	0.8	1.0	0.9	0.6	0.0
TOTAL PERCENT	100.0	100.0	100.0	100.0	100.0	100.0	100.0	100.0	100.0	100.0	100.0	100.0	100.0	100.0	100.0	100.0

N (Weighted)	A:66045	18938	B:25985	53560	5438	C:1652	43108	34892	5331	D:22534	62449	E:69892	15091	F:52281	25880	5088
N (Unwtd)	A:1355	427	B:569	1090	123	C:30	823	739	190	D:489	1293	E:1464	318	F:1105	539	102
Nmiss (Wtd)	A:N/A		B:N/A			C:N/A				D:N/A		E:N/A		F:1734		
Nmiss(Unwtd)	A:N/A		B:N/A			C:N/A				D:N/A		E:N/A		F:36		

Gender was determined from Q92. Educational status was determined from Q95.
Married = "Married for the first time" and "Remarried;" Not Married = "Single, never married;" and Other = "Legally separated," "Divorced" and "Widowed" (Q97).
Prior service = Respondents who served on active duty in any U.S. military component (Q5). No prior service = All others.
Duty-qualified = Respondents who were awarded the MOS for their current duty position (Q28). Not duty-qualified = All others.
Stay in USAR="Stay to retire"/"Stay beyond oblig.;" Leave at End="Leave after oblig.;" Leave Prior="Leave prior to oblig" (Q84).

1989 Survey of USAR TPU Soldiers
Junior Enlisted Stayers Tabulation Volume

Q4 VISIT UNIT BEFORE JOINING ARMY RESRV?

	A1 MALE	A2 FEMALE	B1 MARRI-ED	B2 NOT MARRI-ED	B3 OTHER	C1 <THAN HI SCH	C2 HIGH SCHOOL	C3 <THAN COLL	C4 BACH & UP	D1 PRIOR SRV	D2 NO PRIOR SRV	E1 DUTY QUAL	E2 NOT DUTY QUAL	F1 STAY IN USAR	F2 LEAVE AT END	F3 LEAVE PRIOR
0:NO	64.8	69.5	61.4	68.6	60.5	73.0	63.3	67.5	73.5	61.9	67.3	66.2	64.1	62.9	70.9	70.2
1:YES	33.0	26.8	35.2	29.4	36.6	23.6	33.9	30.2	25.2	35.8	30.1	31.2	33.5	34.1	27.6	28.7
MISSING	2.2	3.6	3.5	2.0	2.9	3.4	2.9	2.3	1.3	2.4	2.6	2.6	2.4	3.1	1.5	1.0
TOTAL PERCENT	100.0	100.0	100.0	100.0	100.0	100.0	100.0	100.0	100.0	100.0	100.0	100.0	100.0	100.0	100.0	100.0

N (Weighted)	A:66045	18938	B:25985	53560	5438	C:1652	43108	34892	5331	D:22534	62449	E:69892	15091	F:52281	25880	5088
N (Unwtd)	A:1355	427	B:569	1090	123	C:30	823	739	190	D:489	1293	E:1464	318	F:1105	539	102
Nmiss (Wtd)	A:N/A		B:N/A			C:N/A				D:N/A		E:N/A		F:1734		
Nmiss(Unwtd)	A:N/A		B:N/A			C:N/A				D:N/A		E:N/A		F:36		

Gender was determined from Q92. Educational status was determined from Q95.
Married = "Married for the first time" and "Remarried;" Not Married = "Single, never married;" and Other = "Legally separated," "Divorced" and "Widowed" (Q97).
Prior service = Respondents who served on active duty in any U.S. military component (Q5). No prior service = All others.
Duty-qualified = Respondents who were awarded the MOS for their current duty position (Q28). Not duty-qualified = All others.
Stay in USAR="Stay to retire"/"Stay beyond oblig.;" Leave at End="Leave after oblig.;" Leave Prior="Leave prior to oblig" (Q84).

1989 Survey of USAR TPU Soldiers
Junior Enlisted Stayers Tabulation Volume

Q5 EVER SERVED ACTIVE DUTY ANY US MILIT?

	A1 MALE	A2 FEMALE	B1 MARRI-ED	B2 NOT MARRI-ED	B3 OTHER	C1 <THAN HI SCH	C2 HIGH SCHOOL	C3 <THAN COLL	C4 BACH & UP	D1 PRIOR SRV	D2 NO PRIOR SRV	E1 DUTY QUAL	E2 NOT DUTY QUAL	F1 STAY IN USAR	F2 LEAVE AT END	F3 LEAVE PRIOR
0:NO	70.6	83.6	58.3	83.6	47.0	77.9	68.7	79.6	70.9	0.0	100.0	75.3	64.8	67.6	82.7	82.3
1:YES	29.4	16.4	41.7	16.4	53.0	22.1	31.3	20.4	29.1	100.0	0.0	24.7	35.2	32.4	17.3	17.7
TOTAL PERCENT	100.0	100.0	100.0	100.0	100.0	100.0	100.0	100.0	100.0	100.0	100.0	100.0	100.0	100.0	100.0	100.0

N (Weighted)	A:66045	18938	B:25985	53560	5438	C:1652	43108	34892	5331	D:22534	62449	E:69892	15091	F:52281	25880	5088
N (Unwtd)	A:1355	427	B:569	1090	123	C:30	823	739	190	D:489	1293	E:1464	318	F:1105	539	102
Nmiss (Wtd)	A:N/A		B:N/A			C:N/A				D:N/A		E:N/A		F:1734		
Nmiss(Unwtd)	A:N/A		B:N/A			C:N/A				D:N/A		E:N/A		F:36		

Gender was determined from Q92. Educational status was determined from Q95.
Married = "Married for the first time" and "Remarried;" Not Married = "Single, never married;" and Other = "Legally separated," "Divorced" and "Widowed" (Q97).
Prior service = Respondents who served on active duty in any U.S. military component (Q5). No prior service = All others.
Duty-qualified = Respondents who were awarded the MOS for their current duty position (Q28). Not duty-qualified = All others.
Stay in USAR="Stay to retire"/"Stay beyond oblig.;" Leave at End="Leave after oblig.;" Leave Prior="Leave prior to oblig" (Q84).

1989 Survey of USAR TPU Soldiers
Junior Enlisted Stayers Tabulation Volume

Q6A ACTIVE DUTY IN US MILITARY:ARMY

	A1 MALE	A2 FEMALE	B1 MARRI-ED	B2 NOT MARRI-ED	B3 OTHER	C1 <THAN HI SCH	C2 HIGH SCHOOL	C3 <THAN COLL	C4 BACH & UP	D1 PRIOR SRV	D2 NO PRIOR SRV	E1 DUTY QUAL	E2 NOT DUTY QUAL	F1 STAY IN USAR	F2 LEAVE AT END	F3 LEAVE PRIOR
0:NOT ANSWERED	2.8	1.7	5.3	0.9	5.1	3.7	2.7	2.1	3.8	9.5	0.0	2.3	3.7	2.9	1.4	4.0
1:ANSWERED	24.6	14.6	33.4	14.7	44.3	15.2	26.2	17.7	24.0	84.2	0.0	21.1	28.0	27.4	14.8	13.3
MISSING	2.1	0.1	3.0	0.8	3.6	3.2	2.5	0.6	1.3	6.2	0.0	1.3	3.4	2.1	1.1	0.3
N/A	1.6	2.4	1.7	1.8	2.9	0.0	2.2	1.4	1.9	0.0	2.5	1.7	2.3	1.6	1.1	7.0
VALID SKIP	68.9	81.2	56.6	81.8	44.1	77.9	66.5	78.2	69.0	0.0	97.5	73.7	62.5	66.0	81.6	75.3
TOTAL PERCENT	100.0	100.0	100.0	100.0	100.0	100.0	100.0	100.0	100.0	100.0	100.0	100.0	100.0	100.0	100.0	100.0

N (Weighted)	A:66045	18938	B:25985	53560	5438	C:1652	43108	34892	5331	D:22534	62449	E:69892	15091	F:52281	25880	5088
N (Unwtd)	A:1355	427	B:569	1090	123	C:30	823	739	190	D:489	1293	E:1464	318	F:1105	539	102
Nmiss (Wtd)	A:N/A		B:N/A			C:N/A				D:N/A		E:N/A		F:1734		
Nmiss(Unwtd)	A:N/A		B:N/A			C:N/A				D:N/A		E:N/A		F:36		

Gender was determined from Q92. Educational status was determined from Q95.
Married = "Married for the first time" and "Remarried;" Not Married = "Single, never married;" and Other = "Legally separated," "Divorced" and "Widowed" (Q97).
Prior service = Respondents who served on active duty in any U.S. military component (Q5). No prior service = All others.
Duty-qualified = Respondents who were awarded the MOS for their current duty position (Q28). Not duty-qualified = All others.
Stay in USAR="Stay to retire"/"Stay beyond oblig.;" Leave at End="Leave after oblig.;" Leave Prior="Leave prior to oblig" (Q84).

1989 Survey of USAR TPU Soldiers
Junior Enlisted Stayers Tabulation Volume

Q6B ACTIVE DUTY IN US MILITARY:AIR FORCE

	A1 MALE	A2 FEMALE	B1 MARRI-ED	B2 NOT MARRI-ED	B3 OTHER	C1 <THAN HI SCH	C2 HIGH SCHOOL	C3 <THAN COLL	C4 BACH & UP	D1 PRIOR SRV	D2 NO PRIOR SRV	E1 DUTY QUAL	E2 NOT DUTY QUAL	F1 STAY IN USAR	F2 LEAVE AT END	F3 LEAVE PRIOR
0:NOT ANSWERED	26.2	15.7	36.4	15.4	47.0	19.0	27.9	18.6	27.1	90.0	0.0	22.3	31.1	29.3	15.0	16.4
1:ANSWERED	1.1	0.6	2.3	0.2	2.4	0.0	0.9	1.2	0.7	3.8	0.0	1.1	0.7	0.9	1.2	1.0
MISSING	2.1	0.1	3.0	0.8	3.6	3.2	2.5	0.6	1.3	6.2	0.0	1.3	3.4	2.1	1.1	0.3
N/A	1.6	2.4	1.7	1.8	2.9	0.0	2.2	1.4	1.9	0.0	2.5	1.7	2.3	1.6	1.1	7.0
VALID SKIP	68.9	81.2	56.6	81.8	44.1	77.9	66.5	78.2	69.0	0.0	97.5	73.7	62.5	66.0	81.6	75.3
TOTAL PERCENT	100.0	100.0	100.0	100.0	100.0	100.0	100.0	100.0	100.0	100.0	100.0	100.0	100.0	100.0	100.0	100.0

N (Weighted)	A:66045	18938	B:25985	53560	5438	C:1652	43108	34892	5331	D:22534	62449	E:69892	15091	F:52281	25880	5088
N (Unwtd)	A:1355	427	B:569	1090	123	C:30	823	739	190	D:489	1293	E:1464	318	F:1105	539	102
Nmiss (Wtd)	A:N/A		B:N/A			C:N/A				D:N/A		E:N/A		F:1734		
Nmiss(Unwtd)	A:N/A		B:N/A			C:N/A				D:N/A		E:N/A		F:36		

Gender was determined from Q92. Educational status was determined from Q95.
Married = "Married for the first time" and "Remarried;" Not Married = "Single, never married;" and Other = "Legally separated," "Divorced" and "Widowed" (Q97).
Prior service = Respondents who served on active duty in any U.S. military component (Q5). No prior service = All others.
Duty-qualified = Respondents who were awarded the MOS for their current duty position (Q28). Not duty-qualified = All others.
Stay in USAR="Stay to retire"/"Stay beyond oblig.;" Leave at End="Leave after oblig.;" Leave Prior="Leave prior to oblig" (Q84).

1989 Survey of USAR TPU Soldiers
Junior Enlisted Stayers Tabulation Volume

Q6C ACTIVE DUTY IN US MILITARY:NAVY

	A1 MALE	A2 FEMALE	B1 MARRI-ED	B2 NOT MARRI-ED	B3 OTHER	C1 <THAN HI SCH	C2 HIGH SCHOOL	C3 <THAN COLL	C4 BACH & UP	D1 PRIOR SRV	D2 NO PRIOR SRV	E1 DUTY QUAL	E2 NOT DUTY QUAL	F1 STAY IN USAR	F2 LEAVE AT END	F3 LEAVE PRIOR
0:NOT ANSWERED	26.5	15.5	37.2	15.4	46.7	15.8	28.4	19.1	24.3	90.8	0.0	22.7	30.4	29.2	16.0	16.4
1:ANSWERED	0.8	0.8	1.5	0.3	2.7	3.2	0.5	0.7	3.5	3.0	0.0	0.7	1.3	1.1	0.2	0.9
MISSING	2.1	0.1	3.0	0.8	3.6	3.2	2.5	0.6	1.3	6.2	0.0	1.3	3.4	2.1	1.1	0.3
N/A	1.6	2.4	1.7	1.8	2.9	0.0	2.2	1.4	1.9	0.0	2.5	1.7	2.3	1.6	1.1	7.0
VALID SKIP	68.9	81.2	56.6	81.8	44.1	77.9	66.5	78.2	69.0	0.0	97.5	73.7	62.5	66.0	81.6	75.3
TOTAL PERCENT	100.0	100.0	100.0	100.0	100.0	100.0	100.0	100.0	100.0	100.0	100.0	100.0	100.0	100.0	100.0	100.0

N (Weighted)	A:66045	18938	B:25985	53560	5438	C:1652	43108	34892	5331	D:22534	62449	E:69892	5091	F:52281	25880	5088
N (Unwtd)	A:1355	427	B:569	1090	123	C:30	823	739	190	D:489	1293	E:1464	318	F:1105	539	102
Nmiss (Wtd)	A:N/A		B:N/A			C:N/A				D:N/A		E:N/A		F:1734		
Nmiss(Unwtd)	A:N/A		B:N/A			C:N/A				D:N/A		E:N/A		F:36		

Gender was determined from Q92. Educational status was determined from Q95.
Married = "Married for the first time" and "Remarried;" Not Married = "Single, never married;" and Other = "Legally separated," "Divorced" and "Widowed" (Q97).
Prior service = Respondents who served on active duty in any U.S. military component (Q5). No prior service = All others.
Duty-qualified = Respondents who were awarded the MOS for their current duty position (Q28). Not duty-qualified = All others.
Stay in USAR="Stay to retire"/"Stay beyond oblig.;" Leave at End="Leave after oblig.;" Leave Prior="Leave prior to oblig" (Q84).

1989 Survey of USAR TPU Soldiers
Junior Enlisted Stayers Tabulation Volume

Q6D ACTIVE DUTY IN US MILITARY:MARINES

	A1 MALE	A2 FEMALE	B1 MARRI-ED	B2 NOT MARRI-ED	B3 OTHER	C1 <THAN HI SCH	C2 HIGH SCHOOL	C3 <THAN COLL	C4 BACH & UP	D1 PRIOR SRV	D2 NO PRIOR SRV	E1 DUTY QUAL	E2 NOT DUTY QUAL	F1 STAY IN USAR	F2 LEAVE AT END	F3 LEAVE PRIOR
0:NOT ANSWERED	26.4	16.0	37.1	15.2	49.4	18.4	27.6	19.5	27.4	90.9	0.0	22.8	30.0	29.3	16.2	15.2
1:ANSWERED	0.9	0.3	1.6	0.4	0.0	0.5	1.2	0.3	0.4	2.9	0.0	0.6	1.7	0.9	0.0	2.1
MISSING	2.1	0.1	3.0	0.8	3.6	3.2	2.5	0.6	1.3	6.2	0.0	1.3	3.4	2.1	1.1	0.3
N/A	1.6	2.4	1.7	1.8	2.9	0.0	2.2	1.4	1.9	0.0	2.5	1.7	2.3	1.6	1.1	7.0
VALID SKIP	68.9	81.2	56.6	81.8	44.1	77.9	66.5	78.2	69.0	0.0	97.5	73.7	62.5	66.0	81.6	75.3
TOTAL PERCENT	100.0	100.0	100.0	100.0	100.0	100.0	100.0	100.0	100.0	100.0	100.0	100.0	100.0	100.0	100.0	100.0

N (Weighted)	A:66045	18938	B:25985	53560	5438	C:1652	43108	34892	5331	D:22534	62449	E:69892	15091	F:52281	25880	5088
N (Unwtd)	A:1355	427	B:569	1090	123	C:30	823	739	190	D:489	1293	E:1464	318	F:1105	539	102
Nmiss (Wtd)	A:N/A		B:N/A			C:N/A				D:N/A		E:N/A		F:1734		
Nmiss(Unwtd)	A:N/A		B:N/A			C:N/A				D:N/A		E:N/A		F:36		

Gender was determined from Q92. Educational status was determined from Q95.
Married = "Married for the first time" and "Remarried;" Not Married = "Single, never married;" and Other = "Legally separated," "Divorced" and "Widowed" (Q97).
Prior service = Respondents who served on active duty in any U.S. military component (Q5). No prior service = All others.
Duty-qualified = Respondents who were awarded the MOS for their current duty position (Q28). Not duty-qualified = All others.
Stay in USAR="Stay to retire"/"Stay beyond oblig.;" Leave at End="Leave after oblig.;" Leave Prior="Leave prior to oblig" (Q84).

1989 Survey of USAR TPU Soldiers
Junior Enlisted Stayers Tabulation Volume

Q6E ACTIVE DUTY IN US MILITARY:CST GUARD

	A1 MALE	A2 FEMALE	B1 MARRI-ED	B2 NOT MARRI-ED	B3 OTHER	C1 <THAN HI SCH	C2 HIGH SCHOOL	C3 <THAN COLL	C4 BACH & UP	D1 PRIOR SRV	D2 NO PRIOR SRV	E1 DUTY QUAL	E2 NOT DUTY QUAL	F1 STAY IN USAR	F2 LEAVE AT END	F3 LEAVE PRIOR
0:NOT ANSWERED	27.2	16.3	38.6	15.6	49.4	19.0	28.7	19.8	27.8	93.5	0.0	23.3	31.8	30.2	16.2	17.3
1:ANSWERED	0.1	0.0	0.1	0.1	0.0	0.0	0.1	0.0	0.0	0.3	0.0	0.1	0.0	0.1	0.0	0.0
MISSING	2.1	0.1	3.0	0.8	3.6	3.2	2.5	0.6	1.3	6.2	0.0	1.3	3.4	2.1	1.1	0.3
N/A	1.6	2.4	1.7	1.8	2.9	0.0	2.2	1.4	1.9	0.0	2.5	1.7	2.3	1.6	1.1	7.0
VALID SKIP	68.9	81.2	56.6	81.8	44.1	77.9	66.5	78.2	69.0	0.0	97.5	73.7	62.5	66.0	81.6	75.3
TOTAL PERCENT	100.0	100.0	100.0	100.0	100.0	100.0	100.0	100.0	100.0	100.0	100.0	100.0	100.0	100.0	100.0	100.0

N (Weighted)	A:66045	18938	B:25985	53560	5438	C:1652	43108	34892	5331	D:22534	62449	E:69892	15091	F:52281	25880	5088
N (Unwtd)	A:1355	427	B:569	1090	123	C:30	823	739	190	D:489	1293	E:1464	318	F:1105	539	102
Nmiss (Wtd)	A:N/A		B:N/A			C:N/A				D:N/A		E:N/A		F:1734		
Nmiss(Unwtd)	A:N/A		B:N/A			C:N/A				D:N/A		E:N/A		F:36		

Gender was determined from Q92. Educational status was determined from Q95.
Married = "Married for the first time" and "Remarried;" Not Married = "Single, never married;" and Other = "Legally separated," "Divorced" and "Widowed" (Q97).
Prior service = Respondents who served on active duty in any U.S. military component (Q5). No prior service = All others.
Duty-qualified = Respondents who were awarded the MOS for their current duty position (Q28). Not duty-qualified = All others.
Stay in USAR="Stay to retire"/"Stay beyond oblig.;" Leave at End="Leave after oblig.;" Leave Prior="Leave prior to oblig" (Q84).

1989 Survey of USAR TPU Soldiers
Junior Enlisted Stayers Tabulation Volume

Q7 YEAR SEPARATED FROM ACTIVE DUTY

	A1 MALE	A2 FEMALE	B1 MARRI-ED	B2 NOT MARRI-ED	B3 OTHER	C1 <THAN HI SCH	C2 HIGH SCHOOL	C3 <THAN COLL	C4 BACH & UP	D1 PRIOR SRV	D2 NO PRIOR SRV	E1 DUTY QUAL	E2 NOT DUTY QUAL	F1 STAY IN USAR	F2 LEAVE AT END	F3 LEAVE PRIOR
1941-1953	0.1	0.0	0.0	0.1	0.0	0.0	0.1	0.0	0.0	0.2	0.0	0.0	0.3	0.1	0.0	0.0
1954-1965	0.6	0.0	1.2	0.0	0.9	4.5	0.4	0.2	1.1	1.6	0.0	0.4	0.4	0.5	0.3	0.0
1966-1973	2.6	0.4	5.1	0.5	2.8	0.0	2.2	1.7	4.6	7.9	0.0	1.9	3.1	3.0	0.6	1.2
1974-1980	4.2	2.1	6.3	1.4	14.1	8.1	3.5	3.4	5.8	14.0	0.0	3.0	6.8	4.6	2.1	2.7
1981-1984	7.3	5.8	12.1	3.7	14.9	0.0	9.5	4.5	4.5	26.3	0.0	6.5	9.0	9.4	3.0	2.2
1985-1986	7.9	4.8	10.1	5.1	11.7	3.2	8.5	5.5	8.8	27.1	0.0	7.0	8.2	8.1	5.9	6.0
1987-1989	4.7	3.0	3.8	4.4	5.1	0.0	4.5	4.4	3.0	16.2	0.0	4.4	3.5	4.4	4.1	5.3
ILLOGICAL	0.0	0.0	0.0	0.0	0.0	0.0	0.0	0.0	0.0	0.1	0.0	0.0	0.0	0.0	0.0	0.0
MISSING	2.2	0.1	3.0	0.3	3.6	6.4	2.5	0.5	1.3	6.4	0.0	1.3	3.8	2.1	1.3	0.3
MULTIPLE RESP	0.0	0.3	0.0	0	0.0	0.0	0.1	0.0	0.0	0.2	0.0	0.1	0.0	0.1	0.0	0.0
N/A	1.8	2.6	1.8	2.1	2.0	0.0	2.3	1.7	1.9	0.0	2.7	2.0	2.0	1.7	0.8	8.1
VALID SKIP	68.8	81.0	56.5	81.1	45.0	77.9	66.4	77.9	69.0	0.0	97.3	73.4	62.8	65.9	81.9	74.2
TOTAL PERCENT	100.0	100.0	100.0	100.0	100.0	100.0	100.0	100.0	100.0	100.0	100.0	100.0	100.0	100.0	100.0	100.0

N (Weighted)	A:66045	18938	B:25985	53560	5438	C:1652	43108	34892	5331	D:22534	62449	E:69892	15091	F:52281	25880	5088
N (Unwtd)	A:1355	427	B:569	1090	123	C:30	823	739	190	D:489	1293	E:1464	318	F:1105	539	102
Nmiss (Wtd)	A:N/A		B:N/A			C:N/A				D:N/A		E:N/A		F:1734		
Nmiss(Unwtd)	A:N/A		B:N/A			C:N/A				D:N/A		E:N/A		F:36		

Gender was determined from Q92. Educational status was determined from Q95.
Married = "Married for the first time" and "Remarried;" Not Married = "Single, never married;" and Other = "Legally separated," "Divorced" and "Widowed" (Q97).
Prior service = Respondents who served on active duty in any U.S. military component (Q5). No prior service = All others.
Duty-qualified = Respondents who were awarded the MOS for their current duty position (Q28). Not duty-qualified = All others.
Stay in USAR="Stay to retire"/"Stay beyond oblig.;" Leave at End="Leave after oblig.;" Leave Prior="Leave prior to oblig" (Q84).

1989 Survey of USAR TPU Soldiers
Junior Enlisted Stayers Tabulation Volume

Q8A ACTIV DUTY:POST-VIETNAM(9/8/80-PRES)

	A1 MALE	A2 FEMALE	B1 MARRI-ED	B2 NOT MARRI-ED	B3 OTHER	C1 <THAN HI SCH	C2 HIGH SCHOOL	C3 <THAN COLL	C4 BACH & UP	D1 PRIOR SRV	D2 NO PRIOR SRV	E1 DUTY QUAL	E2 NOT DUTY QUAL	F1 STAY IN USAR	F2 LEAVE AT END	F3 LEAVE PRIOR
0:NOT ANSWERED	7.8	3.0	14.1	2.1	16.6	15.8	6.3	5.8	12.9	25.3	0.0	5.7	11.2	8.8	3.0	4.6
1:ANSWERED	15.9	10.5	19.5	11.1	27.1	3.2	17.9	11.4	14.0	55.5	0.0	14.5	15.9	17.1	11.2	10.8
MISSING	5.7	2.9	8.2	3.2	9.3	3.2	7.1	3.2	2.3	19.3	0.0	4.5	8.1	6.4	3.2	2.3
N/A	1.3	1.1	1.2	1.0	2.9	0.0	1.3	1.1	1.9	0.0	1.7	1.2	1.3	1.1	0.8	4.9
VALID SKIP	69.3	82.5	57.0	82.5	44.1	77.9	67.4	78.5	69.0	0.0	98.3	74.2	63.5	66.5	82.0	77.4
TOTAL PERCENT	100.0	100.0	100.0	100.0	100.0	100.0	100.0	100.0	100.0	100.0	100.0	100.0	100.0	100.0	100.0	100.0

N (Weighted)	A:66045	18938	B:25985	53560	5438	C:1652	43108	34892	5331	D:22534	62449	E:69892	15091	F:52281	25880	5088
N (Unwtd)	A:1355	427	B:569	1090	123	C:30	823	739	190	D:489	1293	E:1464	318	F:1105	539	102
Nmiss (Wtd)	A:N/A		B:N/A			C:N/A				D:N/A		E:N/A		F:1734		
Nmiss(Unwtd)	A:N/A		B:N/A			C:N/A				D:N/A		E:N/A		F:36		

Gender was determined from Q92. Educational status was determined from Q95.
Married = "Married for the first time" and "Remarried;" Not Married = "Single, never married;" and Other = "Legally separated," "Divorced" and "Widowed" (Q97).
Prior service = Respondents who served on active duty in any U.S. military component (Q5). No prior service = All others.
Duty-qualified = Respondents who were awarded the MOS for their current duty position (Q28). Not duty-qualified = All others.
Stay in USAR="Stay to retire"/"Stay beyond oblig.;" Leave at End="Leave after oblig.;" Leave Prior="Leave prior to oblig" (Q84).

1989 Survey of USAR TPU Soldiers
Junior Enlisted Stayers Tabulation Volume

Q8B ACTIV DUTY:POST-VIETNAM (5/75-9/80)

	A1 MALE	A2 FEMALE	B1 MARRI-ED	B2 NOT MARRI-ED	B3 OTHER	C1 <THAN HI SCH	C2 HIGH SCHOOL	C3 <THAN COLL	C4 BACH & UP	D1 PRIOR SRV	D2 NO PRIOR SRV	E1 DUTY QUAL	E2 NOT DUTY QUAL	F1 STAY IN USAR	F2 LEAVE AT END	F3 LEAVE PRIOR
0:NOT ANSWERED	18.0	11.3	24.9	11.3	27.9	11.4	19.6	12.7	18.6	62.4	0.0	15.9	19.5	20.0	11.6	8.8
1:ANSWERED	5.6	2.2	8.7	1.9	15.7	7.5	4.6	4.5	8.3	18.3	0.0	4.3	7.6	6.0	2.5	6.6
MISSING	5.7	2.9	8.2	3.2	9.3	3.2	7.1	3.2	2.3	19.3	0.0	4.5	8.1	6.4	3.2	2.3
N/A	1.3	1.1	1.2	1.0	2.9	0.0	1.3	1.1	1.9	0.0	1.7	1.2	1.3	1.1	0.8	4.9
VALID SKIP	69.3	82.5	57.0	82.5	44.1	77.9	67.4	78.5	69.0	0.0	98.3	74.2	63.5	66.5	82.0	77.4
TOTAL PERCENT	100.0	100.0	100.0	100.0	100.0	100.0	100.0	100.0	100.0	100.0	100.0	100.0	100.0	100.0	100.0	100.0

N (Weighted)	A:66045	18938	B:25985	53560	5438	C:1652	43108	34892	5331	D:22534	62449	E:69892	15091	F:52281	25880	5088
N (Unwtd)	A:1355	427	B:569	1090	123	C:30	823	739	190	D:489	1293	E:1464	318	F:1105	539	102
Nmiss (Wtd)	A:N/A		B:N/A			C:N/A				D:N/A		E:N/A		F:1734		
Nmiss(Unwtd)	A:N/A		B:N/A			C:N/A				D:N/A		E:N/A		F:36		

Gender was determined from Q92. Educational status was determined from Q95.
Married = "Married for the first time" and "Remarried;" Not Married = "Single, never married;" and Other = "Legally separated," "Divorced" and "Widowed" (Q97).
Prior service = Respondents who served on active duty in any U.S. *military component* (Q5). No prior service = All others.
Duty-qualified = Respondents who were awarded the MOS for their current duty position (Q28). Not duty-qualified = All others.
Stay in USAR="Stay to retire"/"Stay beyond oblig.;" Leave at End="Leave after oblig.;" Leave Prior="Leave prior to oblig" (Q84).

1989 Survey of USAR TPU Soldiers
Junior Enlisted Stayers Tabulation Volume

Q8C ACTIV DUTY:VIETNAM (8/5/64 - 5/7/75)

	A1 MALE	A2 FEMALE	B1 MARRI-ED	B2 NOT MARRI-ED	B3 OTHER	C1 <THAN HI SCH	C2 HIGH SCHOOL	C3 <THAN COLL	C4 BACH & UP	D1 PRIOR SRV	D2 NO PRIOR SRV	E1 DUTY QUAL	E2 NOT DUTY QUAL	F1 STAY IN USAR	F2 LEAVE AT END	F3 LEAVE PRIOR
0:NOT ANSWERED	19.0	12.3	24.6	12.5	32.6	15.2	20.4	13.9	17.9	65.9	0.0	16.4	22.3	20.5	12.7	14.1
1:ANSWERED	4.7	1.2	8.9	0.8	11.1	3.7	3.8	3.3	9.0	14.8	0.0	3.7	4.8	5.5	1.4	1.2
MISSING	5.7	2.9	8.2	3.2	9.3	3.2	7.1	3.2	2.3	19.3	0.0	4.5	8.1	6.4	3.2	2.3
N/A	1.3	1.1	1.2	1.0	2.9	0.0	1.3	1.1	1.9	0.0	1.7	1.2	1.3	1.1	0.8	4.9
VALID SKIP	69.3	82.5	57.0	82.5	44.1	77.9	67.4	78.5	69.0	0.0	98.3	74.2	63.5	66.5	82.0	77.4
TOTAL PERCENT	100.0	100.0	100.0	100.0	100.0	100.0	100.0	100.0	100.0	100.0	100.0	100.0	100.0	100.0	100.0	100.0

N (Weighted)	A:66045	18938	B:25985	53560	5438	C:1652	43108	34892	5331	D:22534	62449	E:69892	15091	F:52281	25880	5088
N (Unwtd)	A:1355	427	B:569	1090	123	C:30	823	739	190	D:489	1293	E:1464	318	F:1105	539	102
Nmiss (Wtd)	A:N/A		B:N/A			C:N/A				D:N/A		E:N/A		F:1734		
Nmiss(Unwtd)	A:N/A		B:N/A			C:N/A				D:N/A		E:N/A		F:36		

Gender was determined from Q92. Educational status was determined from Q95.
Married = "Married for the first time" and "Remarried;" Not Married = "Single, never married;" and Other = "Legally separated," "Divorced" and "Widowed" (Q97).
Prior service = Respondents who served on active duty in any U.S. military component (Q5). No prior service = All others.
Duty-qualified = Respondents who were awarded the MOS for their current duty position (Q28). Not duty-qualified = All others.
Stay in USAR="Stay to retire"/"Stay beyond oblig.;" Leave at End="Leave after oblig.:" Leave Prior="Leave prior to oblig" (Q84).

1989 Survey of USAR TPU Soldiers
Junior Enlisted Stayers Tabulation Volume

Q8D ACTIV DUTY:POST-KOREA (2/55-8/64)

	A1 MALE	A2 FEMALE	B1 MARRI-ED	B2 NOT MARRI-ED	B3 OTHER	C1 <THAN HI SCH	C2 HIGH SCHOOL	C3 <THAN COLL	C4 BACH & UP	D1 PRIOR SRV	D2 NO PRIOR SRV	E1 DUTY QUAL	E2 NOT DUTY QUAL	F1 STAY IN USAR	F2 LEAVE AT END	F3 LEAVE PRIOR
0:NOT ANSWERED	23.2	13.5	32.7	13.3	41.8	14.4	24.0	17.0	25.8	79.3	0.0	19.8	26.7	25.5	13.8	15.3
1:ANSWERED	0.5	0.0	0.8	0.0	1.9	4.5	0.2	0.2	1.1	1.4	0.0	0.4	0.4	0.4	0.3	0.0
MISSING	5.7	2.9	8.2	3.2	9.3	3.2	7.1	3.2	2.3	19.3	0.0	4.5	8.1	6.4	3.2	2.3
N/A	1.3	1.1	1.2	1.0	2.9	0.0	1.3	1.1	1.9	0.0	1.7	1.2	1.3	1.1	0.8	4.9
VALID SKIP	69.3	82.5	57.0	82.5	44.1	77.9	67.4	78.5	69.0	0.0	98.3	74.2	63.5	66.5	82.0	77.4
TOTAL PERCENT	100.0	100.0	100.0	100.0	100.0	100.0	100.0	100.0	100.0	100.0	100.0	100.0	100.0	100.0	100.0	100.0

N (Weighted)	A:66045	18938	B:25985	53560	5438	C:1652	43108	34892	5331	D:22534	62449	E:69892	15091	F:52281	25880	5088
N (Unwtd)	A:1355	427	B:569	1090	123	C:30	823	739	190	D:489	1293	E:1464	318	F:1105	539	102
Nmiss (Wtd)	A:N/A		B:N/A			C:N/A				D:N/A		E:N/A		F:1734		
Nmiss(Unwtd)	A:N/A		B:N/A			C:N/A				D:N/A		E:N/A		F:36		

Gender was determined from Q92. Educational status was determined from Q95.
Married = "Married for the first time" and "Remarried;" Not Married = "Single, never married;" and Other = "Legally separated," "Divorced" and "Widowed" (Q97).
Prior service = Respondents who served on active duty in any U.S. military component (Q5). No prior service = All others.
Duty-qualified = Respondents who were awarded the MOS for their current duty position (Q28). Not duty-qualified = All others.
Stay in USAR="Stay to retire"/"Stay beyond oblig.;" Leave at End="Leave after oblig.;" Leave Prior="Leave prior to oblig" (Q84).

1989 Survey of USAR TPU Soldiers
Junior Enlisted Stayers Tabulation Volume

Q8E ACTIV DUTY:KOREA (6/27/50 - 1/31/55)

	A1 MALE	A2 FEMALE	B1 MARRI-ED	B2 NOT MARRI-ED	B3 OTHER	C1 <THAN HI SCH	C2 HIGH SCHOOL	C3 <THAN COLL	C4 BACH & UP	D1 PRIOR SRV	D2 NO PRIOR SRV	E1 DUTY QUAL	E2 NOT DUTY QUAL	F1 STAY IN USAR	F2 LEAVE AT END	F3 LEAVE PRIOR
0:NOT ANSWERED	23.6	13.5	33.4	13.3	43.7	19.0	24.1	17.2	26.9	80.6	0.0	20.1	27.1	25.9	14.1	15.3
1:ANSWERED	0.1	0.0	0.1	0.0	0.0	0.0	0.1	0.0	0.0	0.2	0.0	0.0	0.0	0.1	0.0	0.0
MISSING	5.7	2.9	8.2	3.2	9.3	3.2	7.1	3.2	2.3	19.3	0.0	4.5	8.1	6.4	3.2	2.3
N/A	1.3	1.1	1.2	1.0	2.9	0.0	1.3	1.1	1.9	0.0	1.7	1.2	1.3	1.1	0.8	4.9
VALID SKIP	69.3	82.5	57.0	82.5	44.1	77.9	67.4	78.5	69.0	0.0	98.3	74.2	63.5	66.5	82.0	77.4
TOTAL PERCENT	100.0	100.0	100.0	100.0	100.0	100.0	100.0	100.0	100.0	100.0	100.0	100.0	100.0	100.0	100.0	100.0

N (Weighted)	A:66045	18938	B:25985	53560	5438	C:1652	43108	34892	5331	D:22534	62449	E:69892	15091	F:52281	25880	5088
N (Unwtd)	A:1355	427	B:569	1090	123	C:30	823	739	190	D:489	1293	E:1464	318	F:1105	539	102
Nmiss (Wtd)	A:N/A		B:N/A			C:N/A				D:N/A		E:N/A		F:1734		
Nmiss(Unwtd)	A:N/A		B:N/A			C:N/A				D:N/A		E:N/A		F:36		

Gender was determined from Q92. Educational status was determined from Q95.
Married = "Married for the first time" and "Remarried;" Not Married = "Single, never married;" and Other = "Legally separated," "Divorced" and "Widowed" (Q97).
Prior service = Respondents who served on active duty in any U.S. military component (Q5). No prior service = All others.
Duty-qualified = Respondents who were awarded the MOS for their current duty position (Q28). Not duty-qualified = All others.
Stay in USAR="Stay to retire"/"Stay beyond oblig.;" Leave at End="Leave after oblig.;" Leave Prior="Leave prior to oblig" (Q84).

1989 Survey of USAR TPU Soldiers
Junior Enlisted Stayers Tabulation Volume

Q8F ACTIV DUTY:POST-WW2 (7/47 - 6/50)

	A1 MALE	A2 FEMALE	B1 MARRI-ED	B2 NOT MARRI-ED	B3 OTHER	C1 <THAN HI SCH	C2 HIGH SCHOOL	C3 <THAN COLL	C4 BACH & UP	D1 PRIOR SRV	D2 NO PRIOR SRV	E1 DUTY QUAL	E2 NOT DUTY QUAL	F1 STAY IN USAR	F2 LEAVE AT END	F3 LEAVE PRIOR
0:NOT ANSWERED	23.7	13.5	33.5	13.3	43.7	19.0	24.2	17.2	26.9	80.7	0.0	20.2	27.1	26.0	14.1	15.3
MISSING	5.7	2.9	8.2	3.2	9.3	3.2	7.1	3.2	2.3	19.3	0.0	4.5	8.1	6.4	3.2	2.3
N/A	1.3	1.1	1.2	1.0	2.9	0.0	1.3	1.1	1.9	0.0	1.7	1.2	1.3	1.1	0.8	4.9
VALID SKIP	69.3	82.5	57.0	82.5	44.1	77.9	67.4	78.5	69.0	0.0	98.3	74.2	63.5	66.5	82.0	77.4
TOTAL PERCENT	100.0	100.0	100.0	100.0	100.0	100.0	100.0	100.0	100.0	100.0	100.0	100.0	100.0	100.0	100.0	100.0

N (Weighted)	A:66045	18938	B:25985	53560	5438	C:1652	43108	34892	5331	D:22534	62449	E:69892	15091	F:52281	25880	5088
N (Unwtd)	A:1355	427	B:569	1090	123	C:30	823	739	190	D:489	1293	E:1464	318	F:1105	539	102
Nmiss (Wtd)	A:N/A		B:N/A			C:N/A				D:N/A		E:N/A		F:1734		
Nmiss(Unwtd)	A:N/A		B:N/A			C:N/A				D:N/A		E:N/A		F:36		

Gender was determined from Q92. Educational status was determined from Q95.
Marr:ed = "Married for the first time" and "Remarried;" Not Married = "Single, never married;" and Other = "Legally separated," "Divorced" and "Widowed" (Q97).
Prior service = Respondents who served on active duty in any U.S. military component (Q5). No prior service = All others.
Duty-qualified = Respondents who were awarded the MOS for their current duty position (Q28). Not duty-qualified = All others.
Stay in USAR="Stay to retire"/"Stay beyond oblig.;" Leave at End="Leave after oblig.;" Leave Prior="Leave prior to oblig" (Q84).

1989 Survey of USAR TPU Soldiers
Junior Enlisted Stayers Tabulation Volume

Q8G ACTIV DUTY:WW2 & BEFORE(BEF 7/26/47)

	A1 MALE	A2 FEMALE	B1 MARRI-ED	B2 NOT MARRI-ED	B3 OTHER	C1 <THAN HI SCH	C2 HIGH SCHOOL	C3 <THAN COLL	C4 BACH & UP	D1 PRIOR SRV	D2 NO PRIOR SRV	E1 DUTY QUAL	E2 NOT DUTY QUAL	F1 STAY IN USAR	F2 LEAVE AT END	F3 LEAVE PRIOR
0:NOT ANSWERED	23.7	13.5	33.5	13.3	43.7	19.0	24.2	17.2	26.9	80.7	0.0	20.2	27.1	26.0	14.1	15.3
MISSING	3.7	2.9	8.2	3.2	9.3	3.2	7.1	3.2	2.3	19.3	0.0	4.5	8.1	6.4	3.2	2.3
N/A	1.3	1.1	1.2	1.0	2.9	0.0	1.3	1.1	1.9	0.0	1.7	1.2	1.3	1.1	0.8	4.9
VALID SKIP	69.3	82.5	57.0	82.5	44.1	77.9	67.4	78.5	69.0	0.0	98.3	74.2	63.5	66.5	82.0	77.4
TOTAL PERCENT	100.0	100.0	100.0	100.0	100.0	100.0	100.0	100.0	100.0	100.0	100.0	100.0	100.0	100.0	100.0	100.0

N (Weighted)	A:66045	18938	B:25985	53560	5438	C:1652	43108	34892	5331	D:22534	62449	E:69892	15091	F:52281	25880	5088
N (Unwtd)	A:1355	427	B:569	1090	123	C:30	823	739	190	D:489	1293	E:1464	318	F:1105	539	102
Nmiss (Wtd)	A:N/A		B:N/A			C:N/A				D:N/A		E:N/A		F:1734		
Nmiss(Unwtd)	A:N/A		B:N/A			C:N/A				D:N/A		E:N/A		F:36		

Gender was determined from Q92. Educational status was determined from Q95.
Married = "Married for the first time" and "Remarried;" Not Married = "Single, never married;" and Other = "Legally separated," "Divorced" and "Widowed" (Q97).
Prior service = Respondents who served on active duty in any U.S. military component (Q5). No prior service = All others.
Duty-qualified = Respondents who were awarded the MOS for their current duty position (Q28). Not duty-qualified = All others.
Stay in USAR="Stay to retire"/"Stay beyond oblig.;" Leave at End="Leave after oblig.;" Leave Prior="Leave prior to oblig" (Q84).

1989 Survey of USAR TPU Soldiers
Junior Enlisted Stayers Tabulation Volume

Q9 COMPLETE >= 24 MO. ACTIVE DUTY SERVIC

	A1 MALE	A2 FEMALE	B1 MARRI-ED	B2 NOT MARRI-ED	B3 OTHER	C1 <THAN HI SCH	C2 HIGH SCHOOL	C3 <THAN COLL	C4 BACH & UP	D1 PRIOR SRV	D2 NO PRIOR SRV	E1 DUTY QUAL	E2 NOT DUTY QUAL	F1 STAY IN USAR	F2 LEAVE AT END	F3 LEAVE PRIOR
0:NO	2.0	4.5	3.4	1.6	7.5	3.6	2.2	2.6	4.3	9.6	0.0	2.4	3.3	3.2	2.0	0.0
1:YES	25.4	11.8	35.1	14.1	43.8	18.6	26.6	17.2	23.5	84.5	0.0	21.2	27.8	27.4	14.1	17.3
MISSING	2.0	0.1	3.2	0.7	1.6	0.0	2.5	0.5	1.3	5.9	0.0	1.0	4.1	1.8	1.2	0.3
N/A	1.9	4.1	1.7	2.4	4.8	0.0	2.5	2.6	0.9	0.0	3.2	2.3	2.8	2.4	1.6	6.1
VALID SKIP	68.7	79.5	56.5	81.1	42.2	77.9	66.2	77.0	69.9	0.0	96.8	73.1	62.0	65.3	81.1	76.2
TOTAL PERCENT	100.0	100.0	100.0	100.0	100.0	100.0	100.0	100.0	100.0	100.0	100.0	100.0	100.0	100.0	100.0	100.0

N (Weighted) A 66045 18918 B 25985 53560 5438 C:1652 43108 34892 5331 D:22534 62449 E:69892 15091 F:52281 25880 5088
N (Unwtd) A 1355 427 B 569 1090 123 C:30 823 739 190 D:489 1293 E:1464 318 F:1105 539 102
Nmiss (Wtd) A N/A B N/A C:N/A D:N/A E:N/A F:1734
Nmiss(Unwtd) A N/A B N/A C:N/A D:N/A E:N/A F:36

Gender was determined from Q92. Educational status was determined from Q95.
Married = "Married for the first time" and "Remarried;" Not Married = "Single, never married;" and Other = "Legally separated," "Divorced" and "Widowed" (Q97).
Prior service = Respondents who served on active duty in any U.S. military component (Q5). No prior service = All others.
Duty-qualified = Respondents who were awarded the MOS for their current duty position (Q28). Not duty-qualified = All others.
Stay in USAR="Stay to retire"/"Stay beyond oblig.;" Leave at End="Leave after oblig.;" Leave Prior="Leave prior to oblig" (Q84).

1989 Survey of USAR TPU Soldiers
Junior Enlisted Stayers Tabulation Volume

Q10 DISCHARGED FOR LISTED REASONS

	A1 MALE	A2 FEMALE	B1 MARRI-ED	B2 NOT MARRI-ED	B3 OTHER	C1 <THAN HI SCH	C2 HIGH SCHOOL	C3 <THAN COLL	C4 BACH & UP	D1 PRIOR SRV	D2 NO PRIOR SRV	E1 DUTY QUAL	E2 NOT DUTY QUAL	F1 STAY IN USAR	F2 LEAVE AT END	F3 LEAVE PRIOR
0:NO	26.0	13.6	35.5	14.8	47.9	12.8	27.7	18.0	24.1	87.6	0.0	22.0	28.6	28.2	15.0	17.3
1:YES	1.1	2.7	2.5	0.8	3.5	6.2	1.0	1.4	3.7	5.5	0.0	1.4	1.9	2.0	0.8	0.0
MISSING	2.3	0.1	3.8	0.9	1.6	3.2	2.6	1.0	1.3	7.0	0.0	1.2	4.7	2.2	1.5	0.3
N/A	1.9	3.7	1.7	2.4	3.2	0.0	2.2	2.4	2.2	0.0	3.1	2.0	3.3	2.1	1.6	7.0
VALID SKIP	68.7	79.9	56.5	81.1	43.8	77.9	66.5	77.2	68.7	0.0	96.9	73.3	61.6	65.6	81.1	75.3
TOTAL PERCENT	100.0	100.0	100.0	100.0	100.0	100.0	100.0	100.0	100.0	100.0	100.0	100.0	100.0	100.0	100.0	100.0

N (Weighted)	A:66045	18938	B:25985	53560	5438	C:1652	43108	34892	5331	D:22534	62449	E:69892	15091	F:52281	25880	5088
N (Unwtd)	A:1355	427	B:569	1090	123	C:30	823	739	190	D:489	1293	E:1464	318	F:1105	539	102
Nmiss (Wtd)	A:N/A		B:N/A			C:N/A				D:N/A		E:N/A		F:1734		
Nmiss(Unwtd)	A:N/A		B:N/A			C:N/A				D:N/A		E:N/A		F:36		

Gender was determined from Q92. Educational status was determined from Q95.
Married = "Married for the first time" and "Remarried;" Not Married = "Single, never married;" and Other = "Legally separated," "Divorced" and "Widowed" (Q97).
Prior service = Respondents who served on active duty in any U.S. military component (Q5). No prior service = All others.
Duty-qualified = Respondents who were awarded the MOS for their current duty position (Q28). Not duty-qualified = All others.
Stay in USAR="Stay to retire"/"Stay beyond oblig.;" Leave at End="Leave after oblig.;" Leave Prior="Leave prior to oblig" (Q84).

1989 Survey of USAR TPU Soldiers
Junior Enlisted Stayers Tabulation Volume

Q11A CURR WORK:FULL-TIME CIVILIAN JOB

	A1 MALE	A2 FEMALE	B1 MARRI-ED	B2 NOT MARRI-ED	B3 OTHER	C1 <THAN HI SCH	C2 HIGH SCHOOL	C3 <THAN COLL	C4 BACH & UP	D1 PRIOR SRV	D2 NO PRIOR SRV	E1 DUTY QUAL	E2 NOT DUTY QUAL	F1 STAY IN USAR	F2 LEAVE AT END	F3 LEAVE PRIOR
0:NOT ANSWERED	45.9	57.3	31.2	57.7	39.1	43.7	36.8	62.9	48.6	43.4	50.2	49.3	44.3	46.7	52.5	47.9
1:ANSWERED	52.9	41.8	67.7	41.2	59.0	56.3	61.8	36.4	48.2	55.5	48.6	49.6	54.2	52.4	46.7	47.9
MISSING	1.2	0.9	1.1	1.1	1.9	0.0	1.3	0.6	3.2	1.1	1.2	1.1	1.4	0.9	0.8	4.3
TOTAL PERCENT	100.0	100.0	100.0	100.0	100.0	100.0	100.0	100.0	100.0	100.0	100.0	100.0	100.0	100.0	100.0	100.0

N (Weighted)	A:66045	18938	B:25985	53560	5438	C:1652	43108	34892	5331	D:22534	62449	E:69892	15091	F:52281	25880	5088
N (Unwtd)	A:1355	427	B:569	1090	123	C:30	823	739	190	D:489	1293	E:1464	318	F:1105	539	102
Nmiss (Wtd)	A:N/A		B:N/A			C:N/A				D:N/A		E:N/A		F:1734		
Nmiss(Unwtd)	A:N/A		B:N/A			C:N/A				D:N/A		E:N/A		F:36		

Gender was determined from Q92. Educational status was determined from Q95.
Married = "Married for the first time" and "Remarried;" Not Married = "Single, never married;" and Other = "Legally separated," "Divorced" and "Widowed" (Q97).
Prior service = Respondents who served on active duty in any U.S. military component (Q5). No prior service = All others.
Duty-qualified = Respondents who were awarded the MOS for their current duty position (Q28). Not duty-qualified = All others.
Stay in USAR="Stay to retire"/"Stay beyond oblig.;" Leave at End="Leave after oblig.;" Leave Prior="Leave prior to oblig" (Q84).

1989 Survey of USAR TPU Soldiers
Junior Enlisted Stayers Tabulation Volume

Q11B CURR WORK:PART-TIME CIVILIAN JOB

	A1 MALE	A2 FEMALE	B1 MARRI-ED	B2 NOT MARRI-ED	B3 OTHER	C1 <THAN HI SCH	C2 HIGH SCHOOL	C3 <THAN COLL	C4 BACH & UP	D1 PRIOR SRV	D2 NO PRIOR SRV	E1 DUTY QUAL	E2 NOT DUTY QUAL	F1 STAY IN USAR	F2 LEAVE AT END	F3 LEAVE PRIOR
0:NOT ANSWERED	78.3	75.3	87.6	71.9	86.5	87.3	83.9	69.3	79.1	83.2	75.6	76.9	81.2	79.3	75.6	71.5
1:ANSWERED	20.5	23.9	11.3	[illegible].0	11.6	12.7	14.8	30.1	17.7	15.7	23.2	22.1	17.3	19.9	23.6	24.3
MISSING	1.2	0.9	1.1	1.1	1.9	0.0	1.3	0.6	3.2	1.1	1.2	1.1	1.4	0.9	0.8	4.3
TOTAL PERCENT	100.0	100.0	100.0	100.0	100.0	100.0	100.0	100.0	100.0	100.0	100.0	100.0	100.0	100.0	100.0	100.0

N (Weighted)	A:66045	18938	B:25985	53560	5438	C:1652	43108	34892	5331	D:22534	62449	E:69892	15091	F:52281	25880	5088
N (Unwtd)	A:1355	427	B:569	1090	123	C:30	823	739	190	D:489	1293	E:1464	318	F:1105	539	102
Nmiss (Wtd)	A:N/A		B:N/A			C:N/A				D:N/A		E:N/A		F:1734		
Nmiss(Unwtd)	A:N/A		B:N/A			C:N/A				D:N/A		E:N/A		F:36		

Gender was determined from Q92. Educational status was determined from Q95.
Married = "Married for the first time" and "Remarried;" Not Married = "Single, never married;" and Other = "Legally separated," "Divorced" and "Widowed" (Q97).
Prior service = Respondents who served on active duty in any U.S. military component (Q5). No prior service = All others.
Duty-qualified = Respondents who were awarded the MOS for their current duty position (Q28). Not duty-qualified = All others.
Stay in USAR="Stay to retire"/"Stay beyond oblig.;" Leave at End="Leave after oblig.;" Leave Prior="Leave prior to oblig" (Q84).

1989 Survey of USAR TPU Soldiers
Junior Enlisted Stayers Tabulation Volume

Q11C CURR WORK:FULL-TIME GOVT CIVIL JOB

	A1 MALE	A2 FEMALE	B1 MARRI-ED	B2 NOT MARRI-ED	B3 OTHER	C1 <THAN HI SCH	C2 HIGH SCHOOL	C3 <THAN COLL	C4 BACH & UP	D1 PRIOR SRV	D2 NO PRIOR SRV	E1 DUTY QUAL	E2 NOT DUTY QUAL	F1 STAY IN USAR	F2 LEAVE AT END	F3 LEAVE PRIOR
0:NOT ANSWERED	93.0	92.8	89.3	95.3	87.2	96.8	93.2	94.6	79.1	88.8	94.5	93.3	91.3	92.0	95.1	93.8
1:ANSWERED	5.7	6.3	9.6	3.6	10.9	3.2	5.4	4.7	17 7	10.1	4.4	5.6	7.2	7.1	4.1	2.0
MISSING	1.2	0.9	1.1	1.1	1.9	0.0	1.3	0.6	3 2	1.1	1.2	1.1	1.4	0.9	0.8	4.3
TOTAL PERCENT	100.0	100.0	100.0	100.0	100.0	100.0	100.0	100.0	100.0	100.0	100.0	100.0	100.0	100.0	100.0	100.0

N (Weighted)	A:66045	18938	B:25985	53560	5438	C:1652	43108	34892	5331	D:22534	62449	E:69892	15091	F:52281	25880	5088
N (Unwtd)	A:1355	427	B:569	1090	123	C:30	823	739	190	D:489	1293	E:1464	318	F:1105	539	102
Nmiss (Wtd)	A:N/A		B:N/A			C:N/A				D:N/A		E:N/A		F:1734		
Nmiss(Unwtd)	A:N/A		B:N/A			C:N/A				D:N/A		E:N/A		F:36		

Gender was determined from Q92. Educational status was determined from Q95.
Married = "Married for the first time" and "Remarried;" Not Married = "Single, never married;" and Other = "Legally separated," "Divorced" and "Widowed" (Q97).
Prior service = Respondents who served on active duty in any U.S. military component (Q5). No prior service = All others.
Duty-qualified = Respondents who were awarded the MOS for their current duty position (Q28). Not duty-qualified = All others.
Stay in USAR="Stay to retire"/"Stay beyond oblig.;" Leave at End="Leave after oblig.;" Leave Prior="Leave prior to oblig" (Q84).

1989 Survey of USAR TPU Soldiers
Junior Enlisted Stayers Tabulation Volume

Q11D CURR WORK:PART-TIME GOVT CIVIL JOB

	A1 MALE	A2 FEMALE	B1 MARRI-ED	B2 NOT MARRI-ED	B3 OTHER	C1 <THAN HI SCH	C2 HIGH SCHOOL	C3 <THAN COLL	C4 BACH & UP	D1 PRIOR SRV	D2 NO PRIOR SRV	E1 DUTY QUAL	E2 NOT DUTY QUAL	F1 STAY IN USAR	F2 LEAVE AT END	F3 LEAVE PRIOR
0:NOT ANSWERED	97.3	96.4	97.4	97.1	96.0	100.0	96.8	97.5	95.9	96.4	97.4	97.7	94.3	97.2	97.6	95.7
1:ANSWERED	1.5	2.7	1.5	1.8	2.2	0.0	1.8	1.8	0.9	2.5	1.5	1.2	4.2	1.9	1.6	0.0
MISSING	1.2	0.9	1.1	1.1	1.9	0.0	1.3	0.6	3.2	1.1	1.2	1.1	1.4	0.9	0.8	4.3
TOTAL PERCENT	100.0	100.0	100.0	100.0	100.0	100.0	100.0	100.0	100.0	100.0	100.0	100.0	100.0	100.0	100.0	100.0

N (Weighted)	A:66045	18938	B:25985	53560	5438	C:1652	43108	34892	5331	D:22534	62449	E:69892	15091	F:52281	25880	5088
N (Unwtd)	A:1355	427	B:569	1090	123	C:30	823	739	190	D:489	1293	E:1464	318	F:1105	539	102
Nmiss (Wtd)	A:N/A		B:N/A			C:N/A				D:N/A		E:N/A		F:1734		
Nmiss(Unwtd)	A:N/A		B:N/A			C:N/A				D:N/A		E:N/A		F:36		

Gender was determined from Q92. Educational status was determined from Q95.
Married = "Married for the first time" and "Remarried;" Not Married = "Single, never married;" and Other = "Legally separated," "Divorced" and "Widowed" (Q97).
Prior service = Respondents who served on active duty in any U.S. military component (Q5). No prior service = All others.
Duty-qualified = Respondents who were awarded the MOS for their current duty position (Q28). Not duty-qualified = All others.
Stay in USAR="Stay to retire"/"Stay beyond oblig.;" Leave at End="Leave after oblig.;" Leave Prior="Leave prior to oblig" (Q84).

1989 Survey of USAR TPU Soldiers
Junior Enlisted Stayers Tabulation Volume

Q11E CURR WORK:FULL-TIME ARMY RESRV TECH

	A1 MALE	A2 FEMALE	B1 MARRI-ED	B2 NOT MARRI-ED	B3 OTHER	C1 <THAN HI SCH	C2 HIGH SCHOOL	C3 <THAN COLL	C4 BACH & UP	D1 PRIOR SRV	D2 NO PRIOR SRV	E1 DUTY QUAL	E2 NOT DUTY QUAL	F1 STAY IN USAR	F2 LEAVE AT END	F3 LEAVE PRIOR
0:NOT ANSWERED	98.1	98.7	98.2	98.5	95.4	100.0	98.0	98.9	94.5	98.1	98.3	98.3	97.8	98.2	99.1	95.4
1:ANSWERED	0.7	0.4	0.7	0.4	2.7	0.0	0.6	0.4	2.3	0.8	0.6	0.6	0.8	0.9	0.2	0.3
MISSING	1.2	0.9	1.1	1.1	1.9	0.0	1.3	0.6	3.2	1.1	1.2	1.1	1.4	0.9	0.8	4.3
TOTAL PERCENT	100.0	100.0	100.0	100.0	100.0	100.0	100.0	100.0	100.0	100.0	100.0	100.0	100.0	100.0	100.0	100.0

N (Weighted)	A:66045	18938	B:25985	53560	5438	C:1652	43108	34892	5331	D:22534	62449	E:69892	15091	F:52281	25880	5088
N (Unwtd)	A:1355	427	B:569	1090	123	C:30	823	739	190	D:489	1293	E:1464	318	F:1105	539	102
Nmiss (Wtd)	A:N/A		B:N/A			C:N/A				D:N/A		E:N/A		F:1734		
Nmiss(Unwtd)	A:N/A		B:N/A			C:N/A				D:N/A		E:N/A		F:36		

Gender was determined from Q92. Educational status was determined from Q95.
Married = "Married for the first time" and "Remarried;" Not Married = "Single, never married;" and Other = "Legally separated," "Divorced" and "Widowed" (Q97).
Prior service = Respondents who served on active duty in any U.S. military component (Q5). No prior service = All others.
Duty-qualified = Respondents who were awarded the MOS for their current duty position (Q28). Not duty-qualified = All others.
Stay in USAR="Stay to retire"/"Stay beyond oblig.;" Leave at End="Leave after oblig.;" Leave Prior="Leave prior to oblig" (Q84).

1989 Survey of USAR TPU Soldiers
Junior Enlisted Stayers Tabulation Volume

Q11F CURR WORK:FULL-TIME SELF-EMPLOYED

	A1 MALE	A2 FEMALE	B1 MARRI-ED	B2 NOT MARRI-ED	B3 OTHER	C1 <THAN HI SCH	C2 HIGH SCHOOL	C3 <THAN COLL	C4 BACH & UP	D1 PRIOR SRV	D2 NO PRIOR SRV	E1 DUTY QUAL	E2 NOT DUTY QUAL	F1 STAY IN USAR	F2 LEAVE AT END	F3 LEAVE PRIOR
0:NOT ANSWERED	96.1	97.9	95.0	97.2	96.9	100.0	96.2	97.3	92.4	96.8	96.4	96.3	97.3	96.1	97.9	94.7
1:ANSWERED	2.6	1.3	3.9	1.7	1.2	0.0	2.4	2.0	4.4	2.1	2.4	2.6	1.2	3.0	1.3	1.0
MISSING	1.2	0.9	1.1	1.1	1.9	0.0	1.3	0.6	3.2	1.1	1.2	1.1	1.4	0.9	0.8	4.3
TOTAL PERCENT	100.0	100.0	100.0	100.0	100.0	100.0	100.0	100.0	100.0	100.0	100.0	100.0	100.0	100.0	100.0	100.0

N (Weighted)	A:66045	18938	B:25985	53560	5438	C:1652	43108	34892	5331	D:22534	62449	E:69892	15091	F:52281	25880	5088
N (Unwtd)	A:1355	427	B:569	1090	123	C:30	823	739	190	D:489	1293	E:1464	318	F:1105	539	102
Nmiss (Wtd)	A:N/A		B:N/A			C:N/A				D:N/A		E:N/A		F:1734		
Nmiss(Unwtd)	A:N/A		B:N/A			C:N/A				D:N/A		E:N/A		F:36		

Gender was determined from Q92. Educational status was determined from Q95.
Married = "Married for the first time" and "Remarried;" Not Married = "Single, never married;" and Other = "Legally separated," "Divorced" and "Widowed" (Q97).
Prior service = Respondents who served on active duty in any U.S. military component (Q5). No prior service = All others.
Duty-qualified = Respondents who were awarded the MOS for their current duty position (Q28). Not duty-qualified = All others.
Stay in USAR="Stay to retire"/"Stay beyond oblig.;" Leave at End="Leave after oblig.;" Leave Prior="Leave prior to oblig" (Q84).

1989 Survey of USAR TPU Soldiers
Junior Enlisted Stayers Tabulation Volume

Q11G CURR WORK:PART-TIME SELF-EMPLOYED

	A1 MALE	A2 FEMALE	B1 MARRI-ED	B2 NOT MARRI-ED	B3 OTHER	C1 <THAN HI SCH	C2 HIGH SCHOOL	C3 <THAN COLL	C4 BACH & UP	D1 PRIOR SRV	D2 NO PRIOR SRV	E1 DUTY QUAL	E2 NOT DUTY QUAL	F1 STAY IN USAR	F2 LEAVE AT END	F3 LEAVE PRIOR
0:NOT ANSWERED	95.0	98.1	95.9	95.6	95.3	100.0	95.8	95.6	94.2	95.1	95.9	95.6	95.9	95.2	97.3	94.8
1:ANSWERED	3.8	1.1	3.0	3.3	2.8	0.0	2.9	3.8	2.6	3.8	2.9	3.3	2.7	3.9	1.9	1.0
MISSING	1.2	0.9	1.1	1.1	1.9	0.0	1.3	0.6	3.2	1.1	1.2	1.1	1.4	0.9	0.8	4.3
TOTAL PERCENT	100.0	100.0	100.0	100.0	100.0	100.0	100.0	100.0	100.0	100.0	100.0	100.0	100.0	100.0	100.0	100.0

N (Weighted)	A:66045	18938	B:25985	53560	5438	C:1652	43108	34892	5331	D:22534	62449	E:69892	15091	F:52281	25880	5088
N (Unwtd)	A:1355	427	B:569	1090	123	C:30	823	739	190	D:489	1293	E:1464	318	F:1105	539	102
Nmiss (Wtd)	A:N/A		B:N/A			C:N/A				D:N/A		E:N/A		F:1734		
Nmiss(Unwtd)	A:N/A		B:N/A			C:N/A				D:N/A		E:N/A		F:36		

Gender was determined from Q92. Educational status was determined from Q95.
Married = "Married for the first time" and "Remarried;" Not Married = "Single, never married;" and Other = "Legally separated," "Divorced" and "Widowed" (Q97).
Prior service = Respondents who served on active duty in any U.S. military component (Q5). No prior service = All others.
Duty-qualified = Respondents who were awarded the MOS for their current duty position (Q28). Not duty-qualified = All others.
Stay in USAR="Stay to retire"/"Stay beyond oblig.;" Leave at End="Leave after oblig.;" Leave Prior="Leave prior to oblig" (Q84).

1989 Survey of USAR TPU Soldiers
Junior Enlisted Stayers Tabulation Volume

Q11H CURR WORK:HAVE JOB,NOT WORKING NOW

	A1 MALE	A2 FEMALE	B1 MARRI-ED	B2 NOT MARRI-ED	B3 OTHER	C1 <THAN HI SCH	C2 HIGH SCHOOL	C3 <THAN COLL	C4 BACH & UP	D1 PRIOR SRV	D2 NO PRIOR SRV	E1 DUTY QUAL	E2 NOT DUTY QUAL	F1 STAY IN USAR	F2 LEAVE AT END	F3 LEAVE PRIOR
0:NOT ANSWERED	98.0	98.3	97.7	98.2	98.1	100.0	97.8	98.4	96.3	98.1	98.0	98.1	97.9	98.4	98.4	93.9
1:ANSWERED	0.8	0.8	1.3	0.7	0.0	0.0	0.8	0.9	0.5	0.8	0.8	0.9	0.7	0.7	0.8	1.9
MISSING	1.2	0.9	1.1	1.1	1.9	0.0	1.3	0.6	3.2	1.1	1.2	1.1	1.4	0.9	0.8	4.3
TOTAL PERCENT	100.0	100.0	100.0	100.0	100.0	100.0	100.0	100.0	100.0	100.0	100.0	100.0	100.0	100.0	100.0	100.0

N (Weighted)	A:66045	18938	B:25985	53560	5438	C:1652	43108	34892	5331	D:22534	62449	E:69892	15091	F:52281	25880	5088
N (Unwtd)	A:1355	427	B:569	1090	123	C:30	823	739	190	D:489	1293	E:1464	318	F:1105	539	102
Nmiss (Wtd)	A:N/A		B:N/A			C:N/A				D:N/A		E:N/A		F:1734		
Nmiss(Unwtd)	A:N/A		B:N/A			C:N/A				D:N/A		E:N/A		F:36		

Gender was determined from Q92. Educational status was determined from Q95.
Married = "Married for the first time" and "Remarried;" Not Married = "Single, never married;" and Other = "Legally separated," "Divorced" and "Widowed" (Q97).
Prior service = Respondents who served on active duty in any U.S. military component (Q5). No prior service = All others.
Duty-qualified = Respondents who were awarded the MOS for their current duty position (Q28). Not duty-qualified = All others.
Stay in USAR="Stay to retire"/"Stay beyond oblig.;" Leave at End="Leave after oblig.;" Leave Prior="Leave prior to oblig" (Q84).

1989 Survey of USAR TPU Soldiers
Junior Enlisted Stayers Tabulation Volume

Q11I CURR WORK:UNPAID WORKER

	A1 MALE	A2 FEMALE	B1 MARRI-ED	B2 NOT MARRI-ED	B3 OTHER	C1 <THAN HI SCH	C2 HIGH SCHOOL	C3 <THAN COLL	C4 BACH & UP	D1 PRIOR SRV	D2 NO PRIOR SRV	E1 DUTY QUAL	E2 NOT DUTY QUAL	F1 STAY IN USAR	F2 LEAVE AT END	F3 LEAVE PRIOR
0:NOT ANSWERED	97.4	98.4	98.6	97.3	96.2	100.0	97.4	98.1	95.9	98.2	97.4	97.8	96.8	97.8	98.0	95.7
1:ANSWERED	1.4	0.7	0.3	1.6	1.9	0.0	1.3	1.3	0.9	0.7	1.4	1.1	1.7	1.4	1.3	0.0
MISSING	1.2	0.9	1.1	1.1	1.9	0.0	1.3	0.6	3.2	1.1	1.2	1.1	1.4	0.9	0.8	4.3
TOTAL PERCENT	100.0	100.0	100.0	100.0	100.0	100.0	100.0	100.0	100.0	100.0	100.0	100.0	100.0	100.0	100.0	100.0

N (Weighted)	A:66045	18938	B:25985	53560	5438	C:1652	43108	34892	5331	D:22534	62449	E:69892	15091	F:52281	25880	5088
N (Unwtd)	A:1355	427	B:569	1090	123	C:30	823	739	190	D:489	1293	E:1464	318	F:1105	539	102
Nmiss (Wtd)	A:N/A		B:N/A			C:N/A				D:N/A		E:N/A		F:1734		
Nmiss(Unwtd)	A:N/A		B:N/A			C:N/A				D:N/A		E:N/A		F:36		

Gender was determined from Q92. Educational status was determined from Q95.
Married = "Married for the first time" and "Remarried;" Not Married = "Single, never married;" and Other = "Legally separated," "Divorced" and "Widowed" (Q97).
Prior service = Respondents who served on active duty in any U.S. military component (Q5). No prior service = All others.
Duty-qualified = Respondents who were awarded the MOS for their current duty position (Q28). Not duty-qualified = All others.
Stay in USAR="Stay to retire"/"Stay beyond oblig.;" Leave at End="Leave after oblig.;" Leave Prior="Leave prior to oblig" (Q84).

1989 Survey of USAR TPU Soldiers
Junior Enlisted Stayers Tabulation Volume

Q11J CURR WORK:UNEMPLOYED/LAID OFF

	A1 MALE	A2 FEMALE	B1 MARRI-ED	B2 NOT MARRI-ED	B3 OTHER	C1 <THAN HI SCH	C2 HIGH SCHOOL	C3 <THAN COLL	C4 BACH & UP	D1 PRIOR SRV	D2 NO PRIOR SRV	E1 DUTY QUAL	E2 NOT DUTY QUAL	F1 STAY IN USAR	F2 LEAVE AT END	F3 LEAVE PRIOR
0:NOT ANSWERED	93.4	93.9	94.8	93.2	89.7	75.6	91.6	96.5	94.5	93.4	93.5	94.2	90.2	93.8	94.8	84.9
1:ANSWERED	5.4	5.2	4.1	5.6	8.5	24.4	7.0	2.8	2.3	5.4	5.3	4.7	8.4	5.3	4.5	10.8
MISSING	1.2	0.9	1.1	1.1	1.9	0.0	1.3	0.6	3.2	1.1	1.2	1.1	1.4	0.9	0.8	4.3
TOTAL PERCENT	100.0	100.0	100.0	100.0	100.0	100.0	100.0	100.0	100.0	100.0	100.0	100.0	100.0	100.0	100.0	100.0

N (Weighted)	A:66045	18938	B:25985	53560	5438	C:1652	43108	34892	5331	D:22534	62449	E:69892	15091	F:52261	25880	5088
N (Unwtd)	A:1355	427	B:569	1090	123	C:30	823	739	190	D:489	1293	E:1464	318	F:1105	539	102
Nmiss (Wtd)	A:N/A		B:N/A			C:N/A				D:N/A		E:N/A		F:1734		
Nmiss(Unwtd)	A:N/A		B:N/A			C:N/A				D:N/A		E:N/A		F:36		

Gender was determined from Q92. Educational status was determined from Q95.
Married = "Married for the first time" and "Remarried;" Not Married = "Single, never married;" and Other = "Legally separated," "Divorced" and "Widowed" (Q97).
Prior service = Respondents who served on active duty in any U.S. military component (Q5). No prior service = All others.
Duty-qualified = Respondents who were awarded the MOS for their current duty position (Q28). Not duty-qualified = All others.
Stay in USAR="Stay to retire"/"Stay beyond oblig.;" Leave at End="Leave after oblig.;" Leave Prior="Leave prior to oblig" (Q84).

1989 Survey of USAR TPU Soldiers
Junior Enlisted Stayers Tabulation Volume

Q11K CURR WORK:IN SCHOOL

	A1 MALE	A2 FEMALE	B1 MARRI-ED	B2 NOT MARRI-ED	B3 OTHER	C1 <THAN HI SCH	C2 HIGH SCHOOL	C3 <THAN COLL	C4 BACH & UP	D1 PRIOR SRV	D2 NO PR'OR SRV	E1 DUTY QUAL	E2 NOT DUTY QUAL	F1 STAY IN USAR	F2 LEAVE AT END	F3 LEAVE PRIOR
0:NOT ANSWERED	66.9	57.0	86.2	52.4	81.7	90.5	81.4	41.5	72.6	77.6	60.0	63.3	71.1	68.3	58.2	62.9
1:ANSWERED	31.9	42.2	12.7	46.5	16.4	9.5	17.3	57.8	24.2	21.3	38.9	35.7	27.5	30.9	41.1	32.8
MISSING	1.2	0.9	1.1	1.1	1.9	0.0	1.3	0.6	3.2	1.1	1.2	1.1	1.4	0.9	0.8	4.3
TOTAL PERCENT	100.0	100.0	100.0	100.0	100.0	100.0	100.0	100.0	100.0	100.0	100.0	100.0	100.0	100.0	100.0	100.0

N (Weighted)	A:66045	18938	B:25985	53560	5428	C:1652	43108	34892	5331	D:22534	62449	E:69892	15091	F:52281	25880	5088
N (Unwtd)	A:1355	427	B:569	1090	123	C:30	823	739	190	D:489	1293	E:1464	318	F:1105	539	102
Nmiss (Wtd)	A:N/A		B:N/A			C:N/A				D:N/A		E:N/A		F:1734		
Nmiss(Unwtd)	A:N/A		B:N/A			C:N/A				D:N/A		E:N/A		F:36		

Gender was determined from Q92. Educational status was determined from Q95.
Married = "Married for the first time" and "Remarried;" Not Married = "Single, never married;" and Other = "Legally separated," "Divorced" and "Widowed" (Q97).
Prior service = Respondents who served on active duty in any U.S. military component (Q5). No prior service = All others.
Duty-qualified = Respondents who were awarded the MOS for their current duty position (Q28). Not duty-qualified = All others.
Stay in USAR="Stay to retire"/"Stay beyond oblig.;" Leave at End="Leave after oblig.;" Leave Prior="Leave prior to oblig" (Q84).

1989 Survey of USAR TPU Soldiers
Junior Enlisted Stayers Tabulation Volume

Q11L CURR WORK KEEPING HOUSE/HOMEMAKER

	A1 MALE	A2 FEMALE	B1 MARRI-ED	B2 NOT MARRI-ED	B3 OTHER	C1 <THAN HI SCH	C2 HIGH SCHOOL	C3 <THAN COLL	C4 BACH & UP	D1 PRIOR SRV	D2 NO PRIOR SRV	E1 DUTY QUAL	E2 NOT DUTY QUAL	F1 STAY IN USAR	F2 LEAVE AT END	F3 LEAVE PRIOR
0 NOT ANSWERED	97.6	82.7	90.3	96.7	89.8	100.0	93.8	94.8	93.3	94.4	94.2	94.3	94.1	94.6	94.8	92.2
1 ANSWERED	1.2	16.4	8.6	2.2	8.3	0.0	4.8	4.6	3.5	4.5	4.6	4.6	4.5	4.6	4.5	3.5
MISSING	1.2	0.9	1.1	1.1	1.9	0.0	1.3	0.6	3.2	1.1	1.2	1.1	1.4	0.9	0.8	4.3
TOTAL PERCENT	100.0	100.0	100.0	100.0	100.0	100.0	100.0	100.0	100.0	100.0	100.0	100.0	100.0	100.0	100.0	100.0

N (Weighted)	A	66045	16938	B:25985	53560	5438	C:1652	43108	34892	5331	D:22534	62449	E:69892	15091	F:52281	25880	5088
N (Unwtd)	A	1355	427	B:569	1090	123	C:30	823	739	190	D:489	1293	E:1464	318	F:1105	539	102
Nmiss (Wtd)	A	N/A		B:N/A			C:N/A				D:N/A		E:N/A		F:1734		
Nmiss (Unwtd)	A	N/A		B:N/A			C:N/A				D:N/A		E:N/A		F:36		

Gender was determined from Q92. Educational status was determined from Q95.
Married = "Married for the first time" and "Remarried;" Not Married = "Single, never married;" and Other = "Legally separated," "Divorced" and "Widowed" (Q97).
Prior service = Respondents who served on active duty in any U.S. military component (Q5). No prior service = All others.
Duty qualified = Respondents who were awarded the MOS for their current duty position (Q28). Not duty-qualified = All others.
Stay in USAR="Stay to retire"/"Stay beyond oblig.;" Leave at End="Leave after oblig.;" Leave Prior="Leave prior to oblig" (Q84).

1989 Survey of USAR TPU Soldiers
Junior Enlisted Stayers Tabulation Volume

Q11M CURR WORK:RETIRED

	A1 MALE	A2 FEMALE	B1 MARRI-ED	B2 NOT MARRI-ED	B3 OTHER	C1 <THAN HI SCH	C2 HIGH SCHOOL	C3 <THAN COLL	C4 BACH & UP	D1 PRIOR SRV	D2 NO PRIOR SRV	E1 DUTY QUAL	E2 NOT DUTY QUAL	F1 STAY IN USAR	F2 LEAVE AT END	F3 LEAVE PRIOR
0:NOT ANSWERED	98.8	99.1	98.9	98.9	98.1	100.0	98.7	99.4	96.8	98.9	98.8	98.9	98.6	99.1	99.2	95.7
MISSING	1.2	0.9	1.1	1.1	1.9	0.0	1.3	0.6	3.2	1.1	1.2	1.1	1.4	0.9	0.8	4.3
TOTAL PERCENT	100.0	100.0	100.0	100.0	100.0	100.0	100.0	100.0	100.0	100.0	100.0	100.0	100.0	100.0	100.0	100.0

N (Weighted)	A:66045	18938	B:25985	53560	5438	C:1652	43108	34892	5331	D:22534	62449	E:69892	15091	F:52281	25880	5088
N (Unwtd)	A:1355	427	B:569	1090	123	C:30	823	739	190	D:489	1293	E:1464	318	F:1105	539	102
Nmiss (Wtd)	A:N/A		B:N/A			C:N/A				D:N/A		E:N/A		F:1734		
Nmiss(Unwtd)	A:N/A		B:N/A			C:N/A				D:N/A		E:N/A		F:36		

Gender was determined from Q92. Educational status was determined from Q95.
Married = "Married for the first time" and "Remarried;" Not Married = "Single, never married;" and Other = "Legally separated," "Divorced" and "Widowed" (Q97).
Prior service = Respondents who served on active duty in any U.S. military component (Q5). No prior service = All others.
Duty qualified = Respondents who were awarded the MOS for their current duty position (Q28). Not duty-qualified = All others.
Stay in USAR="Stay to retire"/"Stay beyond oblig.;" Leave at End="Leave after oblig.;" Leave Prior="Leave prior to oblig" (Q84).

1989 Survey of USAR TPU Soldiers
Junior Enlisted Stayers Tabulation Volume

Q11N CURR WORK:OTHER

	A1 MALE	A2 FEMALE	B1 MARRI-ED	B2 NOT MARRI-ED	B3 OTHER	C1 <THAN HI SCH	C2 HIGH SCHOOL	C3 <THAN COLL	C4 BACH & UP	D1 PRIOR SRV	D2 NO PRIOR SRV	E1 DUTY QUAL	E2 NOT DUTY QUAL	F1 STAY IN USAR	F2 LEAVE AT END	F3 LEAVE PRIOR
0:NOT ANSWERED	96.1	96.7	95.7	96.5	96.9	96.8	96.0	96.9	93.9	95.8	96.4	96.4	95.7	96.1	97.2	94.4
1:ANSWERED	2.6	2.5	3.3	2.4	1.2	3.2	2.6	2.4	2.9	3.1	2.4	2.5	2.9	3.1	2.0	1.4
MISSING	1.2	0.9	1.1	1.1	1.9	0.0	1.3	0.6	3.2	1.1	1.2	1.1	1.4	0.9	0.8	4.3
TOTAL PERCENT	100.0	100.0	100.0	100.0	100.0	100.0	100.0	100.0	100.0	100.0	100.0	100.0	100.0	100.0	100.0	100.0

N (Weighted)	A:66045	18938	B:25985	53560	5438	C:1652	43108	34892	5331	D:22534	62449	E:69892	15091	F:52281	25880	5088
N (Unwtd)	A:1355	427	B:569	1090	123	C:30	823	739	190	D:489	1293	E:1464	318	F:1105	539	102
Nmiss (Wtd)	A:N/A		B:N/A			C:N/A				D:N/A		E:N/A		F:1734		
Nmiss(Unwtd)	A:N/A		B:N/A			C:N/A				D:N/A		E:N/A		F:36		

Gender was determined from Q92. Educational status was determined from Q95.
Married = "Married for the first time" and "Remarried;" Not Married = "Single, never married;" and Other = "Legally separated," "Divorced" and "Widowed" (Q97).
Prior service = Respondents who served on active duty in any U.S. military component (Q5). No prior service = All others.
Duty-qualified = Respondents who were awarded the MOS for their current duty position (Q28). Not duty-qualified = All others.
Stay in USAR="Stay to retire"/"Stay beyond oblig.;" Leave at End="Leave after oblig.;" Leave Prior="Leave prior to oblig" (Q84).

1989 Survey of USAR TPU Soldiers
Junior Enlisted Stayers Tabulation Volume

Q12 KIND OF WORK DONE IN CIVILIAN JOB

	A1 MALE	A2 FEMALE	B1 MARRI-ED	B2 NOT MARRI-ED	B3 OTHER	C1 <THAN HI SCH	C2 HIGH SCHOOL	C3 <THAN COLL	C4 BACH & UP	D1 PRIOR SRV	D2 NO PRIOR SRV	E1 DUTY QUAL	E2 NOT DUTY QUAL	F1 STAY IN USAR	F2 LEAVE AT END	F3 LEAVE PRIOR
01:PROFESSION I	0.9	0.3	0.8	0.7	0.8	3.2	0.1	0.4	6.8	0.8	0.7	0.9	0.1	0.7	0.8	0.4
02:PROFESSION II	3.6	7.1	5.3	3.7	7.0	0.0	2.4	4.7	20.2	4.5	4.4	4.5	4.2	4.0	5.7	2.3
03:MANAGER/ADMIN	4.9	4.7	7.0	3.2	10.5	6.4	3.7	5.8	6.7	6.1	4.4	5.2	3.2	6.1	2.7	4.0
04:PROPRI/OWNER	1.8	0.9	2.9	1.1	0.0	0.0	1.7	1.4	2.7	0.9	1.9	1.9	0.2	2.0	0.7	0.0
05:SCHL TEACHER	0.5	1.6	1.5	0.5	0.0	0.0	0.0	0.4	9.6	0.4	0.9	0.8	0.5	0.9	0.5	1.0
06:SALES	3.2	2.8	2.2	3.7	1.1	0.0	2.9	3.7	1.6	1.5	3.6	2.9	3.9	2.6	4.2	3.0
07:TECHNICAL	3.6	4.3	4.4	3.3	5.5	0.0	3.6	4.4	2.1	3.2	4.0	3.9	2.9	3.8	3.9	2.2
08:CRAFTSMAN	11.2	0.6	13.2	6.9	7.8	12.5	11.7	5.8	5.3	12.7	7.5	9.0	8.4	10.4	6.6	6.9
09:CLERICAL	1.7	12.8	3.5	4.2	7.1	0.0	4.0	4.6	3.2	3.9	4.2	4.4	2.9	4.3	4.1	2.9
10:SERVICE	6.7	10.4	6.8	8.1	5.1	3.2	9.9	5.4	4.4	5.9	8.1	7.3	8.6	7.1	7.7	9.7
11:OPERATIVE	8.6	6.6	11.5	6.3	9.5	6.4	11.9	4.3	3.4	9.2	7.7	8.1	8.2	8.9	7.1	7.0
12:TRNS OPERATOR	4.0	0.0	5.7	1.4	7.4	3.2	4.5	1.4	2.9	4.8	2.5	2.5	5.8	3.4	2.2	4.2
13:LABORER	8.1	1.1	6.4	6.8	4.7	15.0	9.9	2.3	3.6	8.4	5.8	5.7	10.2	5.9	5.5	15.2
14:FARM LABORER	0.9	0.3	0.8	0.8	0.0	0.0	1.3	0.2	0.0	0.6	0.8	0.8	0.3	0.9	0.6	0.0
15:CHILD CARE	0.3	1.7	0.6	0.6	0.0	0.0	0.4	0.9	0.3	0.2	0.7	0.7	0.1	0.5	0.7	1.2
16:STUDENT	6.5	5.4	1.5	9.0	1.8	0.0	1.8	12.3	4.6	2.0	7.8	6.8	3.5	5.5	8.1	7.2
17:OTHER	7.7	5.8	10.2	5.8	8.5	10.0	8.5	6.1	4.9	11.9	5.6	6.9	9.2	7.8	7.0	4.5
MISSING	2.5	3.0	2.0	3.0	1.9	6.6	2.9	2.1	2.5	1.4	3.0	2.6	2.8	2.7	1.7	3.9
MULTIPLE RESP	6.2	7.3	5.1	7.3	5.0	6.2	4.9	8.4	6.7	6.4	6.5	6.4	6.9	6.5	7.4	2.0
N/A	8.6	7.7	4.1	11.0	3.7	10.1	5.8	12.3	3.9	7.2	8.9	8.6	7.7	7.6	9.6	9.7
VALID SKIP	8.5	15.9	4.5	12.6	12.5	17.5	8.0	13.3	4.3	7.9	11.0	10.1	10.3	8.4	13.1	12.7
TOTAL PERCENT	100.0	100.0	100.0	100.0	100.0	100.0	100.0	100.0	100.0	100.0	100.0	100.0	100.0	100.0	100.0	100.0

N (Weighted)	A:66045	18938	B:25985	53560	5438	C:1652	43108	34892	5331	D:22534	62449	E:69892	15091	F:52281	25880	5088
N (Unwtd)	A:1355	427	B:569	1090	123	C:30	823	739	190	D:489	1293	E:1464	318	F:1105	539	102
Nmiss (Wtd)	A:N/A		B:N/A			C:N/A				D:N/A		E:N/A		F:1734		
Nmiss(Unwtd)	A:N/A		B:N/A			C:N/A				D:N/A		E:N/A		F:36		

Gender was determined from Q92. Educational status was determined from Q95.
Married = "Married for the first time" and "Remarried;" Not Married = "Single, never married;" and Other = "Legally separated," "Divorced" and "Widowed" (Q97).
Prior service = Respondents who served on active duty in any U.S. military component (Q5). No prior service = All others.
Duty-qualified = Respondents who were awarded the MOS for their current duty position (Q28). Not duty-qualified = All others.
Stay in USAR="Stay to retire"/"Stay beyond oblig.;" Leave at End="Leave after oblig.;" Leave Prior="Leave prior to oblig" (Q84).

1989 Survey of USAR TPU Soldiers
Junior Enlisted Stayers Tabulation Volume

Q13 GET P-TIME CIV JOB,PAY SAME AS USAR

	A1 MALE	A2 FEMALE	B1 MARRI-ED	B2 NOT MARRI-ED	B3 OTHER	C1 <THAN HI SCH	C2 HIGH SCHOOL	C3 <THAN COLL	C4 BACH & UP	D1 PRIOR SRV	D2 NO PRIOR SRV	E1 DUTY QUAL	E2 NOT DUTY QUAL	F1 STAY IN USAR	F2 LEAVE AT END	F3 LEAVE PRIOR
1 EXTREMELY EASY	15.8	9.9	14.9	13.8	18.7	14.1	12.3	15.9	23.0	13.6	14.8	14.6	13.8	12.8	17.1	19.2
2 VERY EASY	14.3	10.3	14.8	13.0	9.8	3.4	12.8	13.9	17.5	15.0	12.8	13.4	13.1	12.8	14.4	17.1
3 SOMEWHAT EASY	20.9	21.5	22.1	20.9	17.2	16.1	21.6	20.5	21.1	19.3	21.6	22.0	16.6	23.0	18.6	13.1
4 NOT VERY EASY	23.1	22.3	28.5	19.8	26.8	32.3	28.1	16.3	21.8	26.4	21.7	22.2	26.2	25.1	19.0	18.5
5 NOT AT ALL EAS	6.4	9.0	9.2	5.7	9.5	0.0	8.4	5.7	6.3	8.8	6.4	6.4	9.5	7.6	6.2	5.7
MISSING	2.4	3.5	1.8	3.1	1.9	6.6	3.0	2.1	2.0	1.7	3.0	2.6	2.8	2.6	1.9	3.9
N/A	8.5	8.2	4.4	10.9	3.7	10.1	6.3	11.8	3.9	7.5	8.8	8.5	8.3	7.6	9.4	10.9
VALID SKIP	8.6	15.3	4.1	12.8	12.5	17.5	7.6	13.8	4.3	7.7	11.0	10.2	9.6	8.5	13.4	11.6
TOTAL PERCENT	100.0	100.0	100.0	100.0	100.0	100.0	100.0	100.0	100.0	100.0	100.0	100.0	100.0	100.0	100.0	100.0

N (Weighted)	A:66045	18938	B:25985	53560	5438	C:1652	43108	34892	5331	D:22534	62449	E:69892	15091	F:52281	25880	5088
N (Unwtd)	A:1355	427	B:569	1090	123	C:30	823	739	190	D:489	1293	E:1464	318	F:1105	539	102
Nmiss (Wtd)	A:N/A		B:N/A			C:N/A				D:N/A		E:N/A		F:1734		
Nmiss(Unwtd)	A:N/A		B:N/A			C:N/A				D:N/A		E:N/A		F:36		

Gender was determined from Q92. Educational status was determined from Q95.
Married = "Married for the first time" and "Remarried;" Not Married = "Single, never married;" and Other = "Legally separated," "Divorced" and "Widowed" (Q97).
Prior service = Respondents who served on active duty in any U.S. military component (Q5). No prior service = All others.
Duty-qualified = Respondents who were awarded the MOS for their current duty position (Q28). Not duty-qualified = All others.
Stay in USAR="Stay to retire"/"Stay beyond oblig.;" Leave at End="Leave after oblig.;" Leave Prior="Leave prior to oblig" (Q84).

1989 Survey of USAR TPU Soldiers
Junior Enlisted Stayers Tabulation Volume

Q14 SIMILARITY CIV JOB TO USAR DUTY POSN

	A1 MALE	A2 FEMALE	B1 MARRI-ED	B2 NOT MARRI-ED	B3 OTHER	C1 <THAN HI SCH	C2 HIGH SCHOOL	C3 <THAN COLL	C4 BACH & UP	D1 PRIOR SRV	D2 NO PRIOR SRV	E1 DUTY QUAL	E2 NOT DUTY QUAL	F1 STAY IN USAR	F2 LEAVE AT END	F3 LEAVE PRIOR
1:EXTREMELY SIM	2.9	4.2	4.7	2.2	5.8	0.0	3.7	2.7	2.8	3.6	3.0	3.2	3.0	3.6	2.4	3.3
2:VERY SIMILAR	5.0	6.4	6.9	4.3	8.0	6.4	6.0	4.1	7.9	7.1	4.7	4.9	7.2	6.4	3.5	2.9
3:SOMEWHAT SIMIL	12.6	15.4	14.1	12.0	21.6	6.4	13.5	12.6	17.3	18.1	11.5	12.7	15.6	15.0	11.2	5.0
4:NOT VERY SIMIL	15.2	11.8	16.1	14.2	8.9	10.1	14.6	13.8	18.4	13.6	14.7	14.3	14.7	16.5	12.2	4.8
5:NOT AT ALL SIM	44.7	35.6	47.7	40.7	37.6	43.0	45.4	39.1	43.4	40.9	43.2	43.5	38.7	39.9	46.0	57.6
MISSING	2.5	3.2	1.8	3.1	1.9	6.6	3.0	2.1	2.0	1.5	3.0	2.6	2.8	2.6	1.9	3.9
N/A	8.3	6.8	4.1	10.3	3.7	10.1	5.5	11.6	3.9	7.0	8.3	8.1	7.3	7.2	9.2	8.7
VALID SKIP	8.8	16.8	4.5	13.4	12.5	17.5	8.4	14.0	4.3	8.1	11.5	10.6	10.6	8.9	13.6	13.8
TOTAL PERCENT	100.0	100.0	100.0	100.0	100.0	100.0	100.0	100.0	100.0	100.0	100.0	100.0	100.0	100.0	100.0	100.0

N (Weighted)	A:66045	18938	B:25985	53560	5438	C:1652	43108	34892	5331	D:22534	62449	E:69892	15091	F:52281	25880	5088
N (Unwtd)	A:1355	427	B:569	1090	123	C:30	823	739	190	D:489	1293	E:1464	318	F:1105	539	102
Nmiss (Wtd)	A:N/A		B:N/A			C:N/A				D:N/A		E:N/A		F:1734		
Nmiss(Unwtd)	A:N/A		B:N/A			C:N/A				D:N/A		E:N/A		F:36		

Gender was determined from Q92. Educational status was determined from Q95.
Married = "Married for the first time" and "Remarried;" Not Married = "Single, never married;" and Other = "Legally separated," "Divorced" and "Widowed" (Q97).
Prior service = Respondents who served on active duty in any U.S. military component (Q5). No prior service = All others.
Duty-qualified = Respondents who were awarded the MOS for their current duty position (Q28). Not duty-qualified = All others.
Stay in USAR="Stay to retire"/"Stay beyond oblig.;" Leave at End="Leave after oblig.;" Leave Prior="Leave prior to oblig" (Q84).

1989 Survey of USAR TPU Soldiers
Junior Enlisted Stayers Tabulation Volume

Q15 IMPTNCE OF RES JOB SIMILR TO CIV JOB

	A1 MALE	A2 FEMALE	B1 MARRI-ED	B2 NOT MARRI-ED	B3 OTHER	C1 <THAN HI SCH	C2 HIGH SCHOOL	C3 <THAN COLL	C4 BACH & UP	D1 PRIOR SRV	D2 NO PRIOR SRV	E1 DUTY QUAL	E2 NOT DUTY QUAL	F1 STAY IN USAR	F2 LEAVE AT END	F3 LEAVE PRIOR
1:EXTREMELY IMP	4.1	5.1	5.7	3.2	8.4	7.7	4.4	3.5	7.4	7.2	3.3	4.3	4.2	5.0	2.2	9.1
2:VERY IMPORTANT	7.9	7.4	9.3	6.7	11.1	6.4	8.5	7.5	3.9	9.9	7.0	7.4	9.4	9.2	5.3	5.4
3:SOMEWHAT IMP	20.7	21.9	22.9	20.2	19.2	18.0	22.6	18.2	27.0	22.2	20.6	20.0	25.8	23.1	18.6	9.1
4:NOT VERY IMP	22.0	21.0	20.9	22.4	20.2	16.5	21.8	21.3	25.7	17.1	23.5	22.9	16.5	21.2	23.4	22.7
5:NOT AT ALL IMP	24.0	16.8	28.8	19.5	20.5	17.2	24.0	20.2	25.0	24.9	21.5	22.6	21.3	21.2	24.1	26.1
MISSING	4.2	4.2	3.8	4.4	4.5	6.6	4.7	3.7	2.7	3.7	4.4	4.1	4.9	4.2	3.6	5.1
N/A	8.2	7.6	4.4	10.3	3.7	9.5	5.9	11.4	3.9	7.2	8.4	8.1	8.0	7.4	8.9	9.8
VALID SKIP	9.0	15.9	4.1	13.4	12.5	18.0	8.0	14.2	4.3	7.9	11.4	10.6	10.0	8.7	13.9	12.7
TOTAL PERCENT	100.0	100.0	100.0	100.0	100.0	100.0	100.0	100.0	100.0	100.0	100.0	100.0	100.0	100.0	100.0	100.0

N (Weighted)	A:66045	18936	B:25985	53560	5438	C:1652	43108	34892	5331	D:22534	62449	E:69892	15091	F:52281	25880	5088
N (Unwtd)	A:1355	427	B:569	1090	123	C:30	823	739	190	D:489	1293	E:1464	318	F:1105	539	102
Nmiss (Wtd)	A:N/A		B:N/A			C:N/A				D:N/A		E:N/A		F:1734		
Nmiss(Unwtd)	A:N/A		B:N/A			C:N/A				D:N/A		E:N/A		F:36		

Gender was determined from Q92. Educational status was determined from Q95.
Married = "Married for the first time" and "Remarried:" Not Married = "Single, never married;" and Other = "Legally separated," "Divorced" and "Widowed" (Q97).
Prior service = Respondents who served on active duty in any U.S. military component (Q5). No prior service = All others.
Duty-qualified = Respondents who were awarded the MOS for their current duty position (Q28). Not duty-qualified = All others.
Stay in USAR="Stay to retire"/"Stay beyond oblig.;" Leave at End="Leave after oblig.;" Leave Prior="Leave prior to oblig" (Q84).

1989 Survey of USAR TPU Soldiers
Junior Enlisted Stayers Tabulation Volume

Q16 ATTITUDE:CIV JOB BOSS TO RES PARTICP

	A1 MALE	A2 FEMALE	B1 MARRI-ED	B2 NOT MARRI-ED	B3 OTHER	C1 <THAN HI SCH	C2 HIGH SCHOOL	C3 <THAN COLL	C4 BACH & UP	D1 PRIOR SRV	D2 NO PRIOR SRV	E1 DUTY QUAL	E2 NOT DUTY QUAL	F1 STAY IN USAR	F2 LEAVE AT END	F3 LEAVE PRIOR
1:EXTREMELY FAV	14.9	15.2	17.7	13.8	14.0	24.9	16.6	12.1	18.2	17.0	14.3	15.2	14.0	18.1	9.4	13.7
2:VERY FAVORABLE	29.2	26.5	29.1	28.2	30.4	17.1	29.7	27.5	30.9	29.4	28.3	29.2	26.0	31.3	26.6	13.4
3:SOMEWHAT FAV	26.9	23.3	29.4	24.4	27.9	13.0	27.5	24.9	27.1	25.8	26.2	25.4	29.3	24.3	28.6	30.0
4:NOT VERY FAV	5.8	5.2	9.1	4.0	4.9	7.7	5.8	5.0	7.8	6.9	5.2	5.7	5.5	4.1	7.7	12.5
5:NOT AT ALL FAV	1.4	1.3	2.2	1.0	2.1	0.0	1.7	0.8	3.1	1.8	1.3	1.3	2.0	1.5	1.2	1.9
MISSING	4.5	4.9	3.9	5.0	4.5	9.7	4.8	4.1	4.7	3.9	4.9	4.5	5.2	4.5	3.7	6.1
N/A	7.6	6.5	3.5	9.6	3.7	9.5	5.2	10.5	2.9	6.4	7.7	7.3	7.3	6.7	8.0	8.7
VALID SKIP	9.6	17.1	5.1	14.1	12.5	18.0	8.6	15.0	5.4	8.7	12.2	11.4	10.6	9.3	14.8	13.8
TOTAL PERCENT	100.0	100.0	100.0	100.0	100.0	100.0	100.0	100.0	100.0	100.0	100.0	100.0	100.0	100.0	100.0	100.0

N (Weighted)	A:66045	18938	B:25985	53560	5438	C:1652	43108	34892	5331	D:22534	62449	E:69892	15091	F:52281	25880	5088
N (Unwtd)	A:1355	427	B:569	1090	123	C:30	823	739	190	D:489	1293	E:1464	318	F:1105	539	102
Nmiss (Wtd)	A:N/A		B:N/A			C:N/A				D:N/A		E:N/A		F:1734		
Nmiss(Unwtd)	A:N/A		B:N/A			C:N/A				D:N/A		E:N/A		F:36		

Gender was determined from Q92. Educational status was determined from Q95.
Married = "Married for the first time" and "Remarried;" Not Married = "Single, never married;" and Other = "Legally separated," "Divorced" and "Widowed" (Q97).
Prior service = Respondents who served on active duty in any U.S. military component (Q5). No prior service = All others.
Duty-qualified = Respondents who were awarded the MOS for their current duty position (Q28). Not duty-qualified = All others.
Stay in USAR="Stay to retire"/"Stay beyond oblig.;" Leave at End="Leave after oblig.;" Leave Prior="Leave prior to oblig" (Q84).

1989 Survey of USAR TPU Soldiers
Junior Enlisted Stayers Tabulation Volume

Q17A CIV BOSS RE:RES DUTY:WKND DRILLS

	A1 MALE	A2 FEMALE	B1 MARRI-ED	B2 NOT MARRI-ED	B3 OTHER	C1 <THAN HI SCH	C2 HIGH SCHOOL	C3 <THAN COLL	C4 BACH & UP	D1 PRIOR SRV	D2 NO PRIOR SRV	E1 DUTY QUAL	E2 NOT DUTY QUAL	F1 STAY IN USAR	F2 LEAVE AT END	F3 LEAVE PRIOR
1:NOT A PROBLEM	51.2	51.1	59.9	46.4	56.7	38.8	56.4	43.5	63.0	58.2	48.6	50.7	53.3	57.[illegible]	40.6	39.5
2:SLIGHT PROBLEM	14.1	10.5	14.4	12.6	15.1	13.1	12.1	14.1	18.5	10.8	14.2	13.1	14.2	11.[illegible]	16.5	11.7
3:SOMEWHAT PRB	11.7	9.5	11.4	11.5	7.7	10.7	10.9	12.6	5.5	10.9	11.4	11.8	8.6	9.[illegible]	13.7	16.9
4:SERIOUS PRB	1.7	1.2	1.9	1.4	2.1	0.0	1.9	1.4	1.3	1.2	1.8	1.7	1.5	1.0	2.7	3.3
5:VY SERIOUS PRB	0.8	0.5	0.6	0.9	0.0	0.0	1.1	0.4	0.3	0.9	0.7	0.7	0.9	0.6	1.0	1.0
MISSING	3.1	3.7	2.9	3.5	2.2	9.7	3.7	2.4	3.2	2.7	3.5	3.3	3.2	3.2	2.6	5.2
MULTIPLE RESP	0.1	0.0	0.2	0.0	0.0	0.0	0.1	0.0	0.0	0.2	0.0	0.0	0.4	0.1	0.0	0.0
N/A	7.6	6.6	3.7	9.6	3.7	9.5	5.3	10.5	2.9	6.3	7.8	7.4	7.3	6.8	8.0	8.4
VALID SKIP	9.5	17.0	4.9	14.1	12.5	18.0	8.5	15.0	5.4	8.8	12.0	11.3	10.6	9.3	14.8	14.1
TOTAL PERCENT	100.0	100.0	100.0	100.0	100.0	100.0	100.0	100.0	100.0	100.0	100.0	100.0	100.0	100.0	100.0	100.0

N (Weighted)	A:66045	18938	B:25985	53560	5438	C:1652	43108	34892	5331	D:22534	62449	E:69892	15091	F:52281	25880	5088
N (Unwtd)	A:1355	427	B:569	1090	123	C:30	823	739	190	D:489	1293	E:1464	318	F:1105	539	102
Nmiss (Wtd)	A:N/A		B:N/A			C:N/A				D:N/A		E:N/A		F:1734		
Nmiss(Unwtd)	A:N/A		B:N/A			C:N/A				D:N/A		E:N/A		F:36		

Gender was determined from Q92. Educational status was determined from Q95.
Married = "Married for the first time" and "Remarried;" Not Married = "Single, never married;" and Other = "Legally separated," 'Divorced" and "Widowed" (Q97).
Prior service = Respondents who served on active duty in any U.S. military component (Q5). No prior service = All others.
Duty-qualified = Respondents who were awarded the MOS for their current duty position (Q28). Not duty-qualified = All others.
Stay in USAR="Stay to retire"/"Stay beyond oblig.;" Leave at End="Leave after oblig.;" Leave Prior="Leave prior to oblig" (Q84).

1989 Survey of USAR TPU Soldiers
Junior Enlisted Stayers Tabulation Volume

Q17B CIV BOSS RE:RES DUTY:ANNUAL TRNG

	A1 MALE	A2 FEMALE	B1 MARRI-ED	B2 NOT MARRI-ED	B3 OTHER	C1 <THAN HI SCH	C2 HIGH SCHOOL	C3 <THAN COLL	C4 BACH & UP	D1 PRIOR SRV	D2 NO PRIOR SRV	E1 DUTY QUAL	E2 NOT DUTY QUAL	F1 STAY IN USAR	F2 LEAVE AT END	F3 LEAVE PRIOR
1:NOT A PROBLEM	34.6	32.8	39.4	31.6	35.6	28.9	39.3	27.4	39.1	42.3	31.3	33.0	39.9	39.7	23.1	31.9
2:SLIGHT PROBLEM	15.3	15.6	17.6	14.0	17.9	16.3	14.5	15.3	23.0	13.5	16.0	16.0	12.6	15.7	15.5	11.7
3:SOMEWHAT PRB	20.2	16.0	21.0	18.3	19.8	3.4	18.3	21.0	19.8	20.6	18.7	19.9	16.0	18.5	21.9	15.3
4:SERIOUS PRB	6.0	6.6	5.7	6.4	5.7	6.2	7.0	5.2	4.9	3.3	7.1	5.8	7.5	4.6	9.4	7.1
5:VY SERIOUS PRB	3.3	1.7	4.1	2.5	2.4	11.1	3.0	2.6	2.7	2.7	3.1	3.2	2.0	1.9	4.6	6.3
MISSING	3.4	3.8	3.3	3.6	2.5	6.6	3.9	3.0	1.9	2.3	3.9	3.4	3.7	3.5	2.7	5.3
MULTIPLE RESP	0.1	0.0	0.3	0.0	0.0	0.0	0.1	0.0	0.3	0.2	0.0	0.0	0.4	0.1	0.0	0.0
N/A	7.6	6.6	3.7	9.6	3.7	9.5	5.3	10.5	2.9	6.3	7.8	7.4	7.3	6.8	8.0	8.4
VALID SKIP	9.5	17.0	4.9	14.1	12.5	18.0	8.5	15.0	5.4	8.8	12.0	11.3	10.6	9.3	14.8	14.1
TOTAL PERCENT	100.0	100.0	100.0	100.0	100.0	100.0	100.0	100.0	100.0	100.0	100.0	100.0	100.0	100.0	100.0	100.0

N (Weighted)	A:66045	18938	B:25985	53560	5438	C:1652	43108	34892	5331	D:22534	62449	E:69892	15091	F:52281	25880	5088
N (Unwtd)	A:1355	427	B:569	1090	123	C:30	823	739	190	D:489	1293	E:1464	318	F:1105	539	102
Nmiss (Wtd)	A:N/A		B:N/A			C:N/A				D:N/A		E:N/A		F:1734		
Nmiss(Unwtd)	A:N/A		B:N/A			C:N/A				D:N/A		E:N/A		F:36		

Gender was determined from Q92. Educational status was determined from Q95.
Married = "Married for the first time" and "Remarried;" Not Married = "Single, never married;" and Other = "Legally separated," "Divorced" and "Widowed" (Q97).
Prior service = Respondents who served on active duty in any U.S. military component (Q5). No prior service = All others.
Duty-qualified = Respondents who were awarded the MOS for their current duty position (Q28). Not duty-qualified = All others.
Stay in USAR="Stay to retire"/"Stay beyond oblig.;" Leave at End="Leave after oblig.;" Leave Prior="Leave prior to oblig" (Q84).

1989 Survey of USAR TPU Soldiers
Junior Enlisted Stayers Tabulation Volume

Q17C CIV BOSS RE:RES DUTY:XTRA UNIT TIME

	A1 MALE	A2 FEMALE	B1 MARRI-ED	B2 NOT MARRI-ED	B3 OTHER	C1 <THAN HI SCH	C2 HIGH SCHOOL	C3 <THAN COLL	C4 BACH & UP	D1 PRIOR SRV	D2 NO PRIOR SRV	E1 DUTY QUAL	E2 NOT DUTY QUAL	F1 STAY IN USAR	F2 LEAVE AT END	F3 LEAVE PRIOR
1:NOT A PROBLEM	29.0	29.6	31.9	27.3	33.9	18.6	32.8	24.2	35.1	35.1	27.0	29.0	29.8	32.6	21.9	31.7
2:SLIGHT PROBLEM	19.3	20.9	18.7	20.6	14.8	17.1	19.6	19.8	20.3	16.8	20.7	19.5	20.6	21.6	17.6	8.6
3:SOMEWHAT PRB	19.2	16.3	24.1	15.8	19.6	12.9	18.7	17.9	23.7	20.5	17.8	18.7	17.8	17.5	21.3	15.8
4:SERIOUS PRB	8.0	3.7	7.6	6.2	12.1	9.6	7.3	6.3	8.6	6.5	7.2	6.8	7.9	5.6	9.2	12.7
5:VY SERIOUS PRB	3.4	1.7	4.3	2.6	1.0	4.5	3.1	3.1	1.4	2.5	3.2	3.3	1.9	2.5	4.5	2.4
MISSING	4.0	4.2	4.9	3.8	2.5	9.7	4.7	3.2	2.6	3.5	4.2	4.0	4.0	4.2	2.8	6.3
N/A	7.6	6.6	3.7	9.6	3.7	9.5	5.3	10.5	2.9	6.3	7.8	7.4	7.3	6.8	8.0	8.4
VALID SKIP	9.5	17.0	4.9	14.1	12.5	18.0	8.5	15.0	5.4	8.8	12.0	11.3	10.6	9.3	14.8	14.1
TOTAL PERCENT	100.0	100.0	100.0	100.0	100.0	100.0	100.0	100.0	100.0	100.0	100.0	100.0	100.0	100.0	100.0	100.0

N (Weighted)	A:66045	18938	B:25985	53560	5438	C:1652	43108	34892	5331	D:22534	62449	E:69892	15091	F:52281	25880	5088
N (Unwtd)	A:1355	427	B:569	1090	123	C:30	823	739	190	D:489	1293	E:1464	318	F:1105	539	102
Nmiss (Wtd)	A:N/A		B:N/A			C:N/A				D:N/A		E:N/A		F:1734		
Nmiss(Unwtd)	A:N/A		B:N/A			C:N/A				D:N/A		E:N/A		F:36		

Gender was determined from Q92. Educational status was determined from Q95.
Married = "Married for the first time" and "Remarried;" Not Married = "Single, never married;" and Other = "Legally separated," "Divorced" and "Widowed" (Q97).
Prior service = Respondents who served on active duty in any U.S. military component (Q5). No prior service = All others.
Duty-qualified = Respondents who were awarded the MOS for their current duty position (Q28). Not duty-qualified = All others.
Stay in USAR="Stay to retire"/"Stay beyond oblig.;" Leave at End="Leave after oblig.;" Leave Prior="Leave prior to oblig" (Q84).

1989 Survey of USAR TPU Soldiers
Junior Enlisted Stayers Tabulation Volume

Q17D CIV BOSS RE:RES DUTY:AR DUTY AT JOB

	A1 MALE	A2 FEMALE	B1 MARRI-ED	B2 NOT MARRI-ED	B3 OTHER	C1 <THAN HI SCH	C2 HIGH SCHOOL	C3 <THAN COLL	C4 BACH & UP	D1 PRIOR SRV	D2 NO PRIOR SRV	E1 DUTY QUAL	E2 NOT DUTY QUAL	F1 STAY IN USAR	F2 LEAVE AT END	F3 LEAVE PRIOR
1:NOT A PROBLEM	29.0	30.5	30.6	28.4	33.1	18.6	31.8	26.4	32.9	30.7	28.9	29.2	30.3	32.3	24.1	28.0
2:SLIGHT PROBLEM	12.6	12.9	13.9	11.7	16.9	16.7	13.4	11.6	12.5	13.8	12.3	12.3	14.7	13.4	11.2	9.9
3:SOMEWHAT PRB	17.6	15.2	18.2	16.8	14.7	6.4	19.9	14.4	14.9	18.2	16.6	17.1	16.9	17.6	17.4	12.2
4:SERIOUS PRB	9.1	7.0	11.5	7.4	7.6	6.8	8.1	8.6	13.7	11.0	7.8	8.6	8.7	8.0	9.3	11.1
5:VY SERIOUS PRB	10.1	7.1	12.7	8.1	7.1	14.3	8.1	10.3	12.1	7.6	10.0	10.0	6.8	8.3	11.7	11.2
MISSING	4.4	3.8	4.5	4.1	4.4	9.7	4.8	3.1	5.6	3.6	4.5	4.2	4.7	4.4	3.5	5.2
N/A	7.6	6 6	3.7	9.6	3.7	9.5	5.3	10.5	2.9	6.3	7.8	7.4	7.3	6.8	8.0	8.4
VALID SKIP	9.5	17.0	4.9	14.1	12.5	18.0	8.5	15.0	5.4	8.8	12.0	11.3	10.6	9.3	14.8	14.1
TOTAL PERCENT	100.0	100.0	100.0	100.0	100.0	100.0	100.0	100.0	100.0	100.0	100.0	100.0	100.0	100.0	100.0	100.0

N (Weighted)	A:66045	18938	B:25985	53560	5438	C:1652	43108	34892	5331	D:22534	62449	E:69892	15091	F:52281	25880	5088
N (Unwtd)	A:1355	427	B:569	1090	123	C:30	823	739	190	D:489	1293	E:1464	318	F:1105	539	102
Nmiss (Wtd)	A:N/A		B:N/A			C:N/A				D:N/A		E:N/A		F:1734		
Nmiss(Unwtd)	A:N/A		B:N/A			C:N/A				D:N/A		E:N/A		F:36		

Gender was determined from Q92. Educational status was determined from Q95.
Married = "Married for the first time" and "Remarried;" Not Married = "Single, never married;" and Other = "Legally separated," "Divorced" and "Widowed" (Q97).
Prior service = Respondents who served on active duty in any U.S. military component (Q5). No prior service = All others.
Duty-qualified = Respondents who were awarded the MOS for their current duty position (Q28). Not duty-qualified = All others.
Stay in USAR="Stay to retire"/"Stay beyond oblig.;" Leave at End="Leave after oblig.;" Leave Prior="Leave prior to oblig" (Q84).

1989 Survey of USAR TPU Soldiers
Junior Enlisted Stayers Tabulation Volume

Q17E CIV BOSS RE:RES DUTY:UNSCHED AR ACT

	A1 MALE	A2 FEMALE	B1 MARRI-ED	B2 NOT MARRI-ED	B3 OTHER	C1 <THAN HI SCH	C2 HIGH SCHOOL	C3 <THAN COLL	C4 BACH & UP	D1 PRIOR SRV	D2 NO PRIOR SRV	E1 DUTY QUAL	E2 NOT DUTY QUAL	F1 STAY IN USAR	F2 LEAVE AT END	F3 LEAVE PRIOR
1:NOT A PROBLEM	22.5	23.6	26.0	20.9	25.3	18.6	25.8	18.2	28.4	27.6	21.0	22.5	23.9	26.3	16.5	18.7
2:SLIGHT PROBLEM	13.6	16.3	15.6	13.1	18.5	6.6	15.3	13.3	13.4	15.1	13.9	13.9	15.7	16.0	10.9	12.5
3:SOMEWHAT PRB	19.3	18.1	19.9	18.8	16.6	17.1	19.2	18.2	23.5	17.6	19.5	18.4	21.9	18.8	18.8	17.3
4:SERIOUS PRB	12.8	8.4	13.7	11.2	9.2	9.4	11.5	12.4	11.6	10.3	12.4	12.5	8.8	11.1	14.3	9.1
5:VY SERIOUS PRB	10.6	6.5	12.2	8.5	9.9	11.1	9.9	9.2	11.3	10.1	9.6	10.3	7.1	7.3	14.0	14.8
MISSING	4.0	3.5	4.0	3.8	4.4	9.7	4.3	3.1	3.5	3.9	3.9	3.8	4.4	4.2	2.7	5.2
MULTIPLE RESP	0.1	0.0	0.0	0.1	0.0	0.0	0.1	0.0	0.0	0.2	0.0	0.0	0.3	0.1	0.0	0.0
N/A	7.6	6.6	3.7	9.6	3.7	9.5	5.3	10.5	2.9	6.3	7.8	7.4	7.3	6.8	8.0	8.4
VALID SKIP	9.5	17.0	4.9	14.1	12.5	18.0	8.5	15.0	5.4	8.8	12.0	11.3	10.6	9.3	14.8	14.1
TOTAL PERCENT	100.0	100.0	100.0	100.0	100.0	100.0	100.0	100.0	100.0	100.0	100.0	100.0	100.0	100.0	100.0	100.0

N (Weighted)	A:66045	18938	B:25985	53560	5438	C:1652	43108	34892	5331	D:22534	62449	E:69892	15091	F:52281	25880	5088
N (Unwtd)	A:1355	427	B:569	1090	123	C:30	823	739	190	D:489	1293	E:1464	318	F:1105	539	102
Nmiss (Wtd)	A:N/A		B:N/A			C:N/A				D:N/A		E:N/A		F:1734		
Nmiss(Unwtd)	A:N/A		B:N/A			C:N/A				D:N/A		E:N/A		F:36		

Gender was determined from Q92. Educational status was determined from Q95.
Married = "Married for the first time" and "Remarried;" Not Married = "Single, never married;" and Other = "Legally separated," "Divorced" and "Widowed" (Q97).
Prior service = Respondents who served on active duty in any U.S. military component (Q5). No prior service = All others.
Duty-qualified = Respondents who were awarded the MOS for their current duty position (Q28). Not duty-qualified = All others.
Stay in USAR="Stay to retire"/"Stay beyond oblig.;" Leave at End="Leave after oblig.;" Leave Prior="Leave prior to oblig" (Q84).

1989 Survey of USAR TPU Soldiers
Junior Enlisted Stayers Tabulation Volume

Q18A USAR & YOU:CONFLICTS AT CIVIL JOB

	A1 MALE	A2 FEMALE	B1 MARRI-ED	B2 NOT MARRI-ED	B3 OTHER	C1 <THAN HI SCH	C2 HIGH SCHOOL	C3 <THAN COLL	C4 BACH & UP	D1 PRIOR SRV	D2 NO PRIOR SRV	E1 DUTY QUAL	E2 NOT DUTY QUAL	F1 STAY IN USAR	F2 LEAVE AT END	F3 LEAVE PRIOR
1:NOT A PROBLEM	43.1	40.0	50.8	37.2	53.9	41.8	48.8	34.2	45.1	48.5	40.3	41.9	45.1	49.5	30.9	32.0
2:SLIGHT PROBLEM	18.2	18.4	19.5	18.0	13.9	13.1	16.9	19.6	20.8	16.9	18.7	18.5	16.7	17.5	19.0	18.3
3:SOMEWHAT PRB	12.8	11.5	12.4	12.8	10.2	3.2	11.6	13.4	16.7	13.0	12.3	12.5	12.7	10.8	16.6	11.0
4:SERIOUS PRB	3.7	2.7	3.9	3.4	2.4	4.5	3.3	3.6	3.9	1.9	4.1	3.7	2.5	1.9	6.1	7.5
5:VY SERIOUS PRB	1.8	0.5	2.4	1.1	0.3	3.2	1.6	0.9	3.3	1.3	1.5	1.4	1.8	1.1	1.7	4.4
MISSING	3.3	3.3	2.4	3.7	3.1	6.6	3.8	2.7	1.9	3.3	3.3	3.3	3.2	3.2	2.9	4.3
N/A	7.6	6.8	3.9	9.6	3.7	9.5	5.5	10.5	2.9	6.5	7.8	7.5	7.3	7.0	8.2	7.3
VALID SKIP	9.5	16.7	4.7	14.1	12.5	18.0	8.4	15.0	5.4	8.6	12.1	11.2	10.6	9.1	14.6	15.2
TOTAL PERCENT	100.0	100.0	100.0	100.0	100.0	100.0	100.0	100.0	100.0	100.0	100.0	100.0	100.0	100.0	100.0	100.0

N (Weighted)	A:66045	18938	B:25985	53560	5438	C:1652	43108	34892	5331	D:22534	62449	E:69892	15091	F:52281	25880	5088
N (Unwtd)	A:1355	427	B:569	1090	123	C:30	823	739	190	D:489	1293	E:1464	318	F:1105	539	102
Nmiss (Wtd)	A:N/A		B:N/A			C:N/A				D:N/A		E:N/A		F:1734		
Nmiss(Unwtd)	A:N/A		B:N/A			C:N/A				D:N/A		E:N/A		F:36		

Gender was determined from Q92. Educational status was determined from Q95.
Married = "Married for the first time" and "Remarried;" Not Married = "Single, never married;" and Other = "Legally separated," "Divorced" and "Widowed" (Q97).
Prior service = Respondents who served on active duty in any U.S. military component (Q5). No prior service = All others.
Duty-qualified = Respondents who were awarded the MOS for their current duty position (Q28). Not duty-qualified = All others.
Stay in USAR="Stay to retire"/"Stay beyond oblig.;" Leave at End="Leave after oblig.;" Leave Prior="Leave prior to oblig" (Q84).

1989 Survey of USAR TPU Soldiers
Junior Enlisted Stayers Tabulation Volume

Q18B USAR & YOU:PROMOTIONS AT CIVIL JOB

	A1 MALE	A2 FEMALE	B1 MARRI-ED	B2 NOT MARRI-ED	B3 OTHER	C1 <THAN HI SCH	C2 HIGH SCHOOL	C3 <THAN COLL	C4 BACH & UP	D1 PRIOR SRV	D2 NO PRIOR SRV	E1 DUTY QUAL	E2 NOT DUTY QUAL	F1 STAY IN USAR	F2 LEAVE AT END	F3 LEAVE PRIOR
1:NOT A PROBLEM	59.7	59.5	66.7	56.0	61.9	37.5	63.4	54.5	70.6	62.5	58.6	60.2	57.3	64.6	52.5	48.8
2:SLIGHT PROBLEM	9.0	6.2	9.3	7.6	11.2	12.9	9.1	7.3	8.0	6.6	9.0	8.1	9.5	7.2	10.0	9.1
3:SOMEWHAT PRB	7.2	3.4	7.7	5.9	4.2	7.7	6.0	6.8	5.5	7.7	5.8	6.3	6.5	5.6	7.4	8.4
4:SERIOUS PRB	2.0	3.2	2.8	2.0	3.7	0.0	2.2	2.5	2.8	3.3	2.0	2.0	3.8	2.2	2.4	4.0
5:VY SERIOUS PRB	1.5	0.7	2.1	1.0	1.0	0.0	1.7	0.6	2.3	1.2	1.3	1.3	1.5	1.0	1.8	2.3
MISSING	3.4	3.5	2.7	3.9	1.9	14.3	3.7	2.7	2.5	3.3	3.5	3.5	3.1	3.3	3.1	4.9
MULTIPLE RESP	0.1	0.0	0.2	0.0	0.0	0.0	0.1	0.0	0.0	0.2	0.0	0.0	0.4	0.1	0.0	0.0
N/A	7.6	6.8	3.9	9.6	3.7	9.5	5.5	10.5	2.9	6.5	7.8	7.5	7.3	7.0	8.2	7.3
VALID SKIP	9.5	16.7	4.7	14.1	12.5	18.0	8.4	15.0	5.4	8.6	12.1	11.2	10.6	9.1	14.6	15.2
TOTAL PERCENT	100.0	100.0	100.0	100.0	100.0	100.0	100.0	100.0	100.0	100.0	100.0	100.0	100.0	100.0	100.0	100.0

N (Weighted)	A:66045	18938	B:25985	53560	5438	C:1652	43108	34892	5331	D:22534	62449	E:69892	15091	F:52281	25880	5088
N (Unwtd)	A:1355	427	B:569	1090	123	C:30	823	739	190	D:489	1293	E:1464	318	F:1105	539	102
Nmiss (Wtd)	A:N/A		B:N/A			C:N/A				D:N/A		E:N/A		F:1734		
Nmiss(Unwtd)	A:N/A		B:N/A			C:N/A				D:N/A		E:N/A		F:36		

Gender was determined from Q92. Educational status was determined from Q95.
Married = "Married for the first time" and "Remarried;" Not Married = "Single, never married;" and Other = "Legally separated," "Divorced" and "Widowed" (Q97).
Prior service = Respondents who served on active duty in any U.S. military component (Q5). No prior service = All others.
Duty-qualified = Respondents who were awarded the MOS for their current duty position (Q28). Not duty-qualified = All others.
Stay in USAR="Stay to retire"/"Stay beyond oblig.;" Leave at End="Leave after oblig.;" Leave Prior="Leave prior to oblig" (Q84).

1989 Survey of USAR TPU Soldiers
Junior Enlisted Stayers Tabulation Volume

Q18C USAR & YOU:LOST VACATION AT CIV JOB

	A1 MALE	A2 FEMALE	B1 MARRI-ED	B2 NOT MARRI-ED	B3 OTHER	C1 <THAN HI SCH	C2 HIGH SCHOOL	C3 <THAN COLL	C4 BACH & UP	D1 PRIOR SRV	D2 NO PRIOR SRV	E1 DUTY QUAL	E2 NOT DUTY QUAL	F1 STAY IN USAR	F2 LEAVE AT END	F3 LEAVE PRIOR
1:NOT A PROBLEM	51.3	50.8	59.8	46.2	58.8	41.8	53.6	47.3	59.9	58.8	48.4	50.3	55.3	56.4	43.0	41.0
2:SLIGHT PROBLEM	9.4	7.5	9.6	9.0	5.9	3.4	9.7	8.7	7.8	7.4	9.6	9.1	8.8	7.9	11.5	7.2
3:SOMEWHAT PRB	8.0	6.4	7.4	7.8	7.8	6.4	8.2	7.5	5.1	8.5	7.4	7.8	7.2	7.4	7.0	13.9
4:SERIOUS PRB	5.3	2.7	5.5	4.4	3.9	0.0	4.3	4.9	7.8	2.8	5.4	5.3	1.8	3.8	6.6	4.3
5:VY SERIOUS PRB	5.6	5.4	6.4	5.3	4.2	11.1	6.5	3.4	9.6	4.3	6.0	5.7	5.0	4.9	6.6	7.2
MISSING	3.2	3.5	2.6	3.6	3.2	9.7	3.7	2.7	1.6	3.0	3.4	3.2	3.6	3.5	2.6	3.9
MULTIPLE RESP	0.0	0.3	0.2	0.0	0.0	0.0	0.1	0.0	0.0	0.0	0.1	0.0	0.3	0.1	0.0	0.0
N/A	7.6	6.8	3.9	9.6	3.7	9.5	5.5	10.5	2.9	6.5	7.8	7.5	7.3	7.0	8.2	7.3
VALID SKIP	9.5	16.7	4.7	14.1	12.5	18.0	8.4	15.0	5.4	8.6	12.1	11.2	10.6	9.1	14.6	15.2
TOTAL PERCENT	100.0	100.0	100.0	100.0	100.0	100.0	100.0	100.0	100.0	100.0	100.0	100.0	100.0	100.0	100.0	100.0

N (Weighted)	A:66045	18938	B:25985	53560	5438	C:1652	43108	34892	5331	D:22534	62449	E:69892	15091	F:52281	25880	5088
N (Unwtd)	A:1355	427	B:569	1090	123	C:30	823	739	190	D:489	1293	E:1464	318	F:1105	539	102
Nmiss (Wtd)	A:N/A		B:N/A			C:N/A				D:N/A		E:N/A		F:1734		
Nmiss(Unwtd)	A:N/A		B:N/A			C:N/A				D:N/A		E:N/A		F:36		

Gender was determined from Q92. Educational status was determined from Q95.
Married = "Married for the first time" and "Remarried;" Not Married = "Single, never married;" and Other = "Legally separated," "Divorced" and "Widowed" (Q97).
Prior service = Respondents who served on active duty in any U.S. military component (Q5). No prior service = All others.
Duty-qualif ed = Respondents who were awarded the MOS for their current duty position (Q28). Not duty-qualified = All others.
Stay in USAR="Stay to retire"/"Stay beyond oblig.;" Leave at End="Leave after oblig.;" Leave Prior="Leave prior to oblig" (Q84).

1989 Survey of USAR TPU Soldiers
Junior Enlisted Stayers Tabulation Volume

Q18D USAR & /OU:VACATION TIME-ANNL TRNG

	A1 MALE	A2 FEMALE	B1 MARRI-ED	B2 NOT MARRI-ED	B3 OTHER	C1 <THAN HI SCH	C2 HIGH SCHOOL	C3 <THAN COLL	C4 BACH & UP	D1 PRIOR SRV	D2 NO PRIOR SRV	E1 DUTY QUAL	E2 NOT DUTY QUAL	F1 STAY IN USAR	F2 LEAVE AT END	F3 LEAVE PRIOR
1:NOT A PROBLEM	49.9	47.2	58.3	44.5	53.3	37.7	51.5	45.3	60.9	55.2	47.2	48.7	52.2	54.8	40.0	41.1
2:SLIGHT PROBLEM	8.3	8.5	7.5	8.6	9.4	3.4	8.9	8.0	7.5	8.5	8.3	8.5	7.7	7.7	9.7	7.0
3:SOMEWHAT PRB	8.7	7.0	9.4	7.8	8.4	7.3	8.9	7.9	6.4	7.0	8.8	8.2	8.6	7.5	8.7	13.5
4:SERIOUS PRB	5.0	4.9	5.7	4.9	2.2	3.2	4.7	5.3	5.2	3.5	5.5	5.2	3.8	4.6	6.2	2.3
5:VY SERIOUS PRB	7.4	5.6	7.5	6.7	7.6	11.1	7.7	5.6	9.7	7.1	6.9	7.2	5.8	5.7	9.8	8.7
MISSING	3.6	3.3	3.0	3.8	3.0	9.7	4.4	2.4	2.1	3.6	3.5	3.5	3.9	3.7	2.8	5.0
N/A	7.6	6.8	3.9	9.6	3.7	9.5	5.5	10.5	2.9	6.5	7.8	7.5	7.3	7.0	8.2	7.3
VALID SKIP	9.5	16.7	4.7	14.1	12.5	18.0	8.4	15.0	5.4	8.6	12.1	11.2	10.6	9.1	14.6	15.2
TOTAL PERCENT	100.0	100.0	100.0	100.0	100.0	100.0	100.0	100.0	100.0	100.0	100.0	100.0	100.0	100.0	100.0	100.0

N (Weighted)	A:66045	18938	B:25985	53560	5438	C:1652	43108	34892	5331	D:22534	62449	E:69892	15091	F:52281	25880	5088
N (Unwtd)	A:1355	427	B:569	1090	123	C:30	823	739	190	D:489	1293	E:1464	318	F:1105	539	102
Nmiss (Wtd)	A:N/A		B:N/A			C:N/A				D:N/A		E:N/A		F:1734		
Nmiss(Unwtd)	A:N/A		B:N/A			C:N/A				D:N/A		E:N/A		F:36		

Gender was determined from Q92. Educational status was determined from Q95.
Married = "Married for the first time" and "Remarried;" Not Married = "Single, never married;" and Other = "Legally separated," "Divorced" and "Widowed" (Q97).
Prior service = Respondents who served on active duty in any U.S. military component (Q5). No prior service = All others.
Duty-qualified = Respondents who were awarded the MOS for their current duty position (Q28). Not duty-qualified = All others.
Stay in USAR="Stay to retire"/"Stay beyond oblig.;" Leave at End="Leave after oblig.;" Leave Prior="Leave prior to oblig" (Q84).

1989 Survey of USAR TPU Soldiers
Junior Enlisted Stayers Tabulation Volume

Q18E USAR & YOU:TIME OFF FOR USAR DUTIES

	A1 MALE	A2 FEMALE	B1 MARRI-ED	B2 NOT MARRI-ED	B3 OTHER	C1 <THAN HI SCH	C2 HIGH SCHOOL	C3 <THAN COLL	C4 BACH & UP	D1 PRIOR SRV	D2 NO PRIOR SRV	E1 DUTY QUAL	E2 NOT DUTY QUAL	F1 STAY IN USAR	F2 LEAVE AT END	F3 LEAVE PRIOR
1:NOT A PROBLEM	37.9	36.0	45.1	33.3	42.3	32.1	42.7	30.8	40.7	45.0	34.8	37.4	38.0	43.6	27.5	28.2
2:SLIGHT PROBLEM	17.2	20.8	18.9	17.6	17.4	10.2	16.9	19.5	19.1	15.1	19.0	17.5	20.2	19.0	16.6	15.0
3:SOMEWHAT PRB	15.3	10.3	15.8	13.4	14.4	9.7	14.0	14.1	18.4	12.8	14.7	15.3	9.1	11.0	20.3	15.5
4:SERIOUS PRB	5.3	4.6	5.3	5.2	4.3	7.5	5.4	4.5	6.8	4.9	5.3	4.6	7.8	4.2	5.9	10.7
5:VY SERIOUS PRB	3.2	1.7	3.7	2.6	1.3	3.2	2.8	2.6	4.9	2.9	2.8	2.8	3.1	2.3	4.2	3.0
MISSING	3.8	3.0	2.6	4.1	4.1	9.7	4.3	2.8	1.9	4.0	3.5	3.7	3.6	3.8	2.7	5.2
MULTIPLE RESP	0.1	0.0	0.0	0.1	0.0	0.0	0.1	0.0	0.0	0.2	0.0	0.0	0.3	0.1	0.0	0.0
N/A	7.6	6.8	3.9	9.6	3.7	9.5	5.5	10.5	2.9	6.5	7.8	7.5	7.3	7.0	8.2	7.3
VALID SKIP	9.5	16.7	4.7	14.1	12.5	18.0	8.4	15.0	5.4	8.6	12.1	11.2	10.6	9.1	14.6	15.2
TOTAL PERCENT	100.0	100.0	100.0	100.0	100.0	100.0	100.0	100.0	100.0	100.0	100.0	100.0	100.0	100.0	100.0	100.0

N (Weighted)	A:66045	18938	B:25985	53560	5438	C:1652	43108	34892	5331	D:22534	62449	E:69892	15091	F:52281	25880	5088
N (Unwtd)	A:1355	427	B:569	1090	123	C:30	823	739	190	D:489	1293	E:1464	318	F:1105	539	102
Nmiss (Wtd)	A:N/A		B:N/A			C:N/A				D:N/A		E:N/A		F:1734		
Nmiss(Unwtd)	A:N/A		B:N/A			C:N/A				D:N/A		E:N/A		F:36		

Gender was determined from Q92. Educational status was determined from Q95.
Married = "Married for the first time" and "Remarried;" Not Married = "Single, never married;" and Other = "Legally separated," "Divorced" and "Widowed" (Q97).
Prior service = Respondents who served on active duty in any U.S. military component (Q5). No prior service = All others.
Duty-qualified = Respondents who were awarded the MOS for their current duty position (Q28). Not duty-qualified = All others.
Stay in USAR="Stay to retire"/"Stay beyond oblig.;" Leave at End="Leave after oblig.;" Leave Prior="Leave prior to oblig" (Q84).

1989 Survey of USAR TPU Soldiers
Junior Enlisted Stayers Tabulation Volume

Q19 1988 EARNINGS FROM CIVILIAN JOB

	A1 MALE	A2 FEMALE	B1 MARRI-ED	B2 NOT MARRI-ED	B3 OTHER	C1 <THAN HI SCH	C2 HIGH SCHOOL	C3 <THAN COLL	C4 BACH & UP	D1 PRIOR SRV	D2 NO PRIOR SRV	E1 DUTY QUAL	E2 NOT DUTY QUAL	F1 STAY IN USAR	F2 LEAVE AT END	F3 LEAVE PRIOR
1: < $5,000	24.0	31.7	10.5	34.5	12.0	35.6	21.4	32.2	15.3	14.6	29.7	26.3	23.2	23.8	27.6	34.9
2:$5,001-10,000	23.1	22.4	17.0	25.4	26.6	25.0	23.6	24.0	9.7	18.7	24.4	22.3	25.5	20.9	25.0	33.8
3:$10,001-20,000	30.9	26.2	40.1	24.1	36.8	24.8	33.7	24.6	34.1	36.5	27.4	30.0	29.2	33.2	26.3	15.1
4:$20,001-30,000	12.2	5.0	20.3	5.2	17.5	10.1	11.3	8.1	21.2	16.8	8.3	10.3	11.8	12.0	8.7	5.7
5:$30,001-40,000	2.5	1.1	5.2	0.8	1.9	0.0	1.7	1.6	10.9	4.0	1.6	2.4	1.5	2.2	1.3	4.2
6:$40,001-50,000	0.9	0.3	1.6	0.3	0.9	0.0	0.7	0.7	1.4	1.7	0.4	0.7	0.7	0.9	0.4	0.5
7:50,001 & ABOVE	0.5	0.3	0.3	0.6	0.4	0.0	0.5	0.3	1.7	0.6	0.4	0.5	0.4	0.6	0.4	0.0
8:DOES NOT APPLY	3.9	10.5	3.0	6.8	2.7	0.0	5.3	6.2	2.1	4.3	5.7	5.1	6.4	4.5	7.1	3.9
MISSING	2.1	2.3	2.0	2.3	1.4	4.5	1.8	2.2	3.6	2.6	1.9	2.3	1.3	1.7	3.1	2.0
MULTIPLE RESP	0.0	0.2	0.0	0.1	0.0	0.0	0.0	0.1	0.0	0.2	0.0	0.1	0.0	0.1	0.0	0.0
TOTAL PERCENT	100.0	100.0	100.0	100.0	100.0	100.0	100.0	100.0	100.0	100.0	100.0	100.0	100.0	100.0	100.0	100.0

N (Weighted)	A:66045	19938	B:25985	53560	5438	C:1652	43108	34892	5331	D:22534	62449	E:69892	15091	F:52281	25880	5088
N (Unwtd)	A:1355	427	B:569	1090	123	C:30	823	739	190	D:489	1293	E:1464	318	F:1105	539	102
Nmiss (Wtd)	A:N/A		B:N/A			C:N/A				D:N/A		E:N/A		F:1734		
Nmiss(Unwtd)	A:N/A		B:N/A			C:N/A				D:N/A		E:N/A		F:36		

Gender was determined from Q92. Educational status was determined from Q95.
Married = "Married for the first time" and "Remarried;" Not Married = "Single, never married;" and Other = "Legally separated," "Divorced" and "Widowed" (Q97).
Prior service = Respondents who served on active duty in any U.S. military component (Q5). No prior service = All others.
Duty-qualified = Respondents who were awarded the MOS for their current duty position (Q28). Not duty-qualified = All others.
Stay in USAR="Stay to retire"/"Stay beyond oblig.;" Leave at End="Leave after oblig.;" Leave Prior="Leave prior to oblig" (Q84).

1989 Survey of USAR TPU Soldiers
Junior Enlisted Stayers Tabulation Volume

Q20A OPINION OF JOIN RES:SPOUSE/B-GFREND

	A1 MALE	A2 FEMALE	B1 MARRI-ED	B2 NOT MARRI-ED	B3 OTHER	C1 <THAN HI SCH	C2 HIGH SCHOOL	C3 <THAN COLL	C4 BACH & UP	D1 PRIOR SRV	D2 NO PRIOR SRV	E1 DUTY QUAL	E2 NOT DUTY QUAL	F1 STAY IN USAR	F2 LEAVE AT END	F3 LEAVE PRIOR
1:VERY POSITIVE	28.5	33.9	38.5	25.2	31.8	33.8	30.3	29.2	26.9	33.1	28.5	28.6	34.6	37.1	16.6	22.1
2:SOMEWHAT POS	27.2	22.2	25.6	26.4	25.5	32.7	23.6	28.6	27.7	24.2	26.8	26.5	24.1	26.3	26.3	22.4
3:NEUTRAL	24.3	20.5	19.9	25.4	21.1	16.1	24.4	21.9	27.8	24.2	23.1	23.3	24.0	21.4	28.0	21.6
4:SOMEWHAT NEG	8.1	9.5	9.2	8.3	6.1	3.2	8.5	8.4	9.6	6.5	9.1	8.8	6.5	5.2	13.8	16.2
5:VERY NEGATIVE	3.4	6.8	4.1	4.0	5.6	3.2	4.2	4.5	2.2	3.7	4.3	4.3	3.6	3.1	5.6	7.6
6:DOES NOT APPLY	6.4	5.4	1.5	8.2	8.8	3.4	6.9	5.5	5.3	6.0	6.2	6.2	6.1	5.1	7.5	6.8
MISSING	2.1	1.7	1.2	2.5	1.2	7.7	2.2	1.8	0.4	2.3	1.9	2.2	1.1	1.7	2.2	3.3
TOTAL PERCENT	100.0	100.0	100.0	100.0	100.0	100.0	100.0	100.0	100.0	100.0	100.0	100.0	100.0	100.0	100.0	100.0

N (Weighted)	A:66045	18938	B:25985	53560	5438	C:1652	43108	34892	5331	D:22534	62449	E:69892	15091	F:52281	25880	5088
N (Unwtd)	A:1355	427	B:569	1090	123	C:30	823	739	190	D:489	1293	E:1164	318	F:1105	539	102
Nmiss (Wtd)	A:N/A		B:N/A			C:N/A				D:N/A		E:N/A		F:1734		
Nmiss(Unwtd)	A:N/A		B:N/A			C:N/A				D:N/A		E:N/A		F:36		

Gender was determined from Q92. Educational status was determined from Q95.
Married = "Married for the first time" and "Remarried;" Not Married = "Single, never married;' and Other = "Legally separated," "Divorced" and "Widowed" (Q97).
Prior service = Respondents who served on active duty in any U.S. military component (Q5). No prior service = All others.
Duty-qualified = Respondents who were awarded the MOS for their current duty position (Q28). Not duty-qualified = All others.
Stay in USAR="Stay to retire"/"Stay beyond oblig.;" Leave at End="Leave after oblig.;" Leave Prior="Leave prior to oblig" (Q84).

1989 Survey of USAR TPU Soldiers
Junior Enlisted Stayers Tabulation Volume

Q20B OPINION OF JOIN RES:IMMEDIATE FAMLY

	A1 MALE	A2 FEMALE	B1 MARRI-ED	B2 NOT MARRI-ED	B3 OTHER	C1 <THAN HI SCH	C2 HIGH SCHOOL	C3 <THAN COLL	C4 BACH & UP	D1 PRIOR SRV	D2 NO PRIOR SRV	E1 DUTY QUAL	E2 NOT DUTY QUAL	F1 STAY IN USAR	F2 LEAVE AT END	F3 LEAVE PRIOR
1:VERY POSITIVE	41.4	50.3	38.2	45.6	46.1	36.6	43.1	45.3	35.2	41.3	44.1	42.9	45.5	50.7	31.0	34.3
2:SOMEWHAT POS	29.5	26.2	28.5	29.3	25.6	39.8	27.4	30.5	24.9	26.6	29.6	28.9	28.1	28.1	30.5	24.7
3:NEUTRAL	20.1	15.5	22.5	17.7	17.1	9.4	20.2	16.3	30.9	19.7	18.9	19.5	17.5	14.7	26.2	28.2
4:SOMEWHAT NEG	3.8	4.2	5.6	3.0	4.4	0.0	2.9	4.9	7.0	5.3	3.4	3.9	3.8	2.1	6.6	7.2
5:VERY NEGATIVE	1.4	1.2	1.5	1.3	1.7	0.0	1.8	1.1	0.3	0.9	1.6	1.5	1.2	0.9	2.8	0.0
6:DOES NOT APPLY	2.1	1.8	2.0	1.9	3.8	3.4	3.0	0.9	1.3	3.4	1.5	1.9	2.8	1.9	1.8	3.9
MISSING	1.5	0.7	1.5	1.2	1.2	10.9	1.4	0.9	0.4	2.6	0.8	1.5	0.5	1.4	1.0	1.6
MULTIPLE RESP	0.2	0.0	0.2	0.1	0.0	0.0	0.2	0.0	0.0	0.2	0.1	0.0	0.7	0.1	0.2	0.0
TOTAL PERCENT	100.0	100.0	100.0	100.0	100.0	100.0	100.0	100.0	100.0	100.0	100.0	100.0	100.0	100.0	100.0	100.0

N (Weighted)	A:66045	18938	B:25985	53560	5438	C:1652	43108	34892	5331	D:22534	62449	E:69892	15091	F:52281	25880	5088
N (Unwtd)	A:1355	427	B:569	1090	123	C:30	823	739	190	D:489	1293	E:1464	318	F:1105	539	102
Nmiss (Wtd)	A:N/A		B:N/A			C:N/A				D:N/A		E:N/A		F:1734		
Nmiss(Unwtd)	A:N/A		B:N/A			C:N/A				D:N/A		E:N/A		F:36		

Gender was determined from Q92. Educational status was determined from Q95.
Married = "Married for the first time" and "Remarried;" Not Married = "Single, never married;" and Other = "Legally separated," "Divorced" and "Widowed" (Q97).
Prior service = Respondents who served on active duty in any U.S. military component (Q5). No prior service = All others.
Duty-qualified = Respondents who were awarded the MOS for their current duty position (Q28). Not duty-qualified = All others.
Stay in USAR="Stay to retire"/"Stay beyond oblig.;" Leave at End="Leave after oblig.;" Leave Prior="Leave prior to oblig" (Q84).

Q20C OPINION OF JOIN RES:YOUR FRIENDS

	A1 MALE	A2 FEMALE	B1 MARRI-ED	B2 NOT MARRI-ED	B3 OTHER	C1 <THAN HI SCH	C2 HIGH SCHOOL	C3 <THAN COLL	C4 BACH & UP	D1 PRIOR SRV	D2 NO PRIOR SRV	E1 DUTY QUAL	E2 NOT DUTY QUAL	F1 STAY IN USAR	F2 LEAVE AT END	F3 LEAVE PRIOR
1:VERY POSITIVE	18.6	31.8	20.4	21.8	24.9	13.1	20.0	24.3	18.8	22.3	21.3	21.3	22.5	26.0	14.5	15.0
2:SOMEWHAT POS	33.2	32.3	30.4	33.9	36.9	39.9	33.7	33.0	25.5	29.5	34.3	33.8	29.6	35.8	28.1	32.5
3:NEUTRAL	33.5	25.7	34.1	31.1	27.1	23.3	32.6	29.3	44.2	32.5	31.5	31.5	33.0	28.2	37.8	35.5
4:SOMEWHAT NEG	7.2	4.3	6.3	7.0	3.4	3.0	5.2	8.2	8.3	6.4	6.6	6.7	6.0	3.8	11.5	10.4
5:VERY NEGATIVE	1.7	1.3	1.5	1.8	0.6	0.0	1.6	1.9	0.9	0.7	2.0	1.6	1.8	1.0	2.9	2.0
6:DOES NOT APPLY	3.3	3.2	4.6	2.6	3.7	6.4	4.6	1.7	1.3	4.5	2.8	2.7	5.6	2.8	3.7	3.0
MISSING	2.3	1.3	2.6	1.8	2.4	14.3	2.1	1.6	1.1	4.1	1.3	2.3	1.1	2.2	1.5	1.6
MULTIPLE RESP	0.2	0.0	0.2	0.0	0.9	0.0	0.2	0.0	0.0	0.0	0.2	0.1	0.3	0.1	0.0	0.0
TOTAL PERCENT	100.0	100.0	100.0	100.0	100.0	100.0	100.0	100.0	100.0	100.0	100.0	100.0	100.0	100.0	100.0	100.0

N (Weighted)	A:66045	18938	B:25985	53560	5438	C:1652	43108	34892	5331	D:22534	62449	E:69892	15091	F:52281	25880	5088
N (Unwtd)	A:1355	427	B:569	1090	123	C:30	823	739	190	D:489	1293	E:1464	318	F:1105	539	102
Nmiss (Wtd)	A:N/A		B:N/A			C:N/A				D:N/A		E:N/A		F:1734		
Nmiss(Unwtd)	A:N/A		B:N/A			C:N/A				D:N/A		E:N/A		F:36		

Gender was determined from Q92. Educational status was determined from Q95.
Married = "Married for the first time" and "Remarried;" Not Married = "Single, never married;" and Other = "Legally separated," "Divorced" and "Widowed" (Q97).
Prior service = Respondents who served on active duty in any U.S. military component (Q5). No prior service = All others.
Duty-qualified = Respondents who were awarded the MOS for their current duty position (Q28). Not duty-qualified = All others.
Stay in USAR="Stay to retire"/"Stay beyond oblig.;" Leave at End="Leave after oblig.;" Leave Prior="Leave prior to oblig" (Q84).

1989 Survey of USAR TPU Soldiers
Junior Enlisted Stayers Tabulation Volume

Q20D OPINION OF JOIN RES:YOUR EMPLOYER

	A1 MALE	A2 FEMALE	B1 MARRI-ED	B2 NOT MARRI-ED	B3 OTHER	C1 <THAN HI SCH	C2 HIGH SCHOOL	C3 <THAN COLL	C4 BACH & UP	D1 PRIOR SRV	D2 NO PRIOR SRV	E1 DUTY QUAL	E2 NOT DUTY QUAL	F1 STAY IN USAR	F2 LEAVE AT END	F3 LEAVE PRIOR
1:VERY POSITIVE	17.7	22.9	18.1	18.9	22.5	16.3	20.1	17.0	21.8	20.4	18.3	19.1	17.5	24.0	10.6	10.6
2:SOMEWHAT POS	29.0	29.4	29.8	28.1	35.0	31.9	28.2	31.1	21.6	27.1	29.7	29.0	29.5	31.3	25.3	23.1
3:NEUTRAL	30.3	22.9	28.6	28.9	26.5	22.7	29.9	26.7	33.6	29.1	28.5	28.1	31.3	24.6	35.8	36.9
4:SOMEWHAT NEG	9.1	7.0	10.3	8.0	6.1	3.2	8.4	8.8	10.5	8.7	8.6	8.6	8.8	7.2	10.7	13.5
5:VERY NEGATIVE	2.7	1.5	4.6	1.5	0.9	4.5	2.6	1.8	4.3	3.0	2.2	2.5	2.1	2.0	2.7	3.9
6:DOES NOT APPLY	8.8	13.2	5.8	12.1	5.9	6.6	8.5	11.9	6.8	7.9	10.4	9.9	9.1	8.4	12.2	9.4
MISSING	2.5	3.1	2.7	2.5	3.2	14.8	2.4	2.7	1.1	3.7	2.3	2.8	1.8	2.4	2.6	2.7
MULTIPLE RESP	0.0	0.1	0.1	0.0	0.0	0.0	0.0	0.0	0.3	0.1	0.0	0.0	0.0	0.0	0.0	0.0
TOTAL PERCENT	100.0	100.0	100.0	100.0	100.0	100.0	100.0	100.0	100.0	100.0	100.0	100.0	100.0	100.0	100.0	100.0

N (Weighted)	A:66045	18938	B:25985	53560	5438	C:1652	43108	34892	5331	D:22534	62449	E:69892	15091	F:52281	25880	5088
N (Unwtd)	A:1355	427	B:569	1090	123	C:30	823	739	190	D:489	1293	E:1464	318	F:1105	539	102
Nmiss (Wtd)	A:N/A		B:N/A			C:N/A				D:N/A		E:N/A		F:1734		
Nmiss(Unwtd)	A:N/A		B:N/A			C:N/A				D:N/A		E:N/A		F:36		

Gender was determined from Q92. Educational status was determined from Q95.
Married = "Married for the first time" and "Remarried;" Not Married = "Single, never married;" and Other = "Legally separated," "Divorced" and "Widowed" (Q97).
Prior service = Respondents who served on active duty in any U.S. military component (Q5). No prior service = All others.
Duty-qualified = Respondents who were awarded the MOS for their current duty position (Q28). Not duty-qualified = All others.
Stay in USAR="Stay to retire"/"Stay beyond oblig.;" Leave at End="Leave after oblig.;" Leave Prior="Leave prior to oblig" (Q84)

1989 Survey of USAR TPU Soldiers
Junior Enlisted Stayers Tabulation Volume

Q20E OPINION OF JOIN RES:YOUR CO-WORKERS

	A1 MALE	A2 FEMALE	B1 MARRI-ED	B2 NOT MARRI-ED	B3 OTHER	C1 <THAN HI SCH	C2 HIGH SCHOOL	C3 <THAN COLL	C4 BACH & UP	D1 PRIOR SRV	D2 NO PRIOR SRV	E1 DUTY QUAL	E2 NOT DUTY QUAL	F1 STAY IN USAR	F2 LEAVE AT END	F3 LEAVE PRIOR
1:VERY POSITIVE	16.2	26.4	17.2	18.6	22.8	13.1	18.7	18.4	18.3	19.6	18.0	18.6	17.7	23.3	10.2	13.4
2:SOMEWHAT POS	28.4	26.7	28.5	27.5	30.5	28.6	27.1	29.5	25.1	26.2	28.6	28.0	28.0	29.2	24.2	35.9
3:NEUTRAL	34.6	25.4	33.0	32.8	27.6	21.4	34.9	29.5	36.4	30.8	33.1	32.5	32.5	29.3	39.6	28.8
4:SOMEWHAT NEG	6.8	2.1	8.4	4.7	3.9	6.2	5.1	6.2	8.9	6.9	5.4	5.6	6.5	5.1	7.1	8.7
5:VERY NEGATIVE	2.1	1.0	2.3	1.6	2.5	0.0	1.8	1.9	2.7	3.0	1.5	1.8	2.4	1.7	2.5	0.5
6:DOES NOT APPLY	9.2	15.7	7.7	12.1	10.4	15.9	9.8	12.0	7.5	9.4	11.1	10.5	11.5	9.1	13.4	11.1
MISSING	2.7	2.8	2.9	2.7	2.3	14.8	2.6	2.6	1.1	3.9	2.3	3.0	1.5	2.3	3.0	1.6
TOTAL PERCENT	100.0	100.0	100.0	100.0	100.0	100.0	100.0	100.0	100.0	100.0	100.0	100.0	100.0	100.0	100.0	100.0

N (Weighted)	A:66045	18938	B:25985	53560	5438	C:1652	43108	34892	5331	D:22534	62449	E:69892	15091	F:52281	25880	5088
N (Unwtd)	A:1355	427	B:569	1090	123	C:30	823	739	190	D:489	1293	E:1464	318	F:1105	539	102
Nmiss (Wtd)	A:N/A		B:N/A			C:N/A				D:N/A		E:N/A		F:1734		
Nmiss(Unwtd)	A:N/A		B:N/A			C:N/A				D:N/A		E:N/A		F:36		

Gender was determined from Q92. Educational status was determined from Q95.
Married = "Married for the first time" and "Remarried;" Not Married = "Single, never married;" and Other = "Legally separated," "Divorced" and "Widowed" (Q97).
Prior service = Respondents who served on active duty in any U.S. military component (Q5). No prior service = All others.
Duty-qualified = Respondents who were awarded the MOS for their current duty position (Q28). Not duty-qualified = All others.
Stay in USAR="Stay to retire"/"Stay beyond oblig.;" Leave at End="Leave after oblig.;" Leave Prior="Leave prior to oblig" (Q84).

1989 Survey of USAR TPU Soldiers
Junior Enlisted Stayers Tabulation Volume

Q21A FEELINGS RE TIME ON:CIVILIAN JOB

	A1 MALE	A2 FEMALE	B1 MARRI-ED	B2 NOT MARRI-ED	B3 OTHER	C1 <THAN HI SCH	C2 HIGH SCHOOL	C3 <THAN COLL	C4 BACH & UP	D1 PRIOR SRV	D2 NO PRIOR SRV	E1 DUTY QUAL	E2 NOT DUTY QUAL	F1 STAY IN USAR	F2 LEAVE AT END	F3 LEAVE PRIOR
1:TOO MUCH	10.5	6.4	14.8	6.9	11.7	20.4	10.8	7.3	11.6	11.0	9.1	9.7	9.1	11.1	7.2	8.7
2:MORE THAN ENGH	18.3	20.6	20.6	17.6	22.1	0.0	19.7	18.2	21.5	20.4	18.2	18.1	22.0	18.2	20.9	14.8
3:ABOUT RIGHT	47.0	44.0	48.7	45.4	44.3	51.8	46.2	45.7	49.1	47.1	46.0	46.0	47.7	47.9	44.1	41.5
4:NOT QUITE ENGH	8.8	7.4	6.0	9.5	10.1	3.2	7.1	10.5	8.0	6.3	9.2	8.8	6.9	7.8	9.0	12.3
5:NOT ENOUGH	4.6	2.5	2.9	5.0	1.6	6.8	4.7	3.4	3.5	3.4	4.4	4.3	3.5	3.5	4.7	6.9
6:NOT APPLICABLE	9.3	17.9	5.9	13.9	9.9	10.1	9.9	13.7	6.0	9.7	11.8	11.6	9.3	10.1	13.0	14.4
MISSING	1.5	1.2	1.2	1.6	0.3	7.7	1.4	1.3	0.3	1.8	1.3	1.5	1.1	1.3	1.1	1.4
MULTIPLE RESP	0.1	0.0	0.0	0.1	0.0	0.0	0.1	0.0	0.0	0.2	0.0	0.0	0.3	0.1	0.0	0.0
TOTAL PERCENT	100.0	100.0	100.0	100.0	100.0	100.0	100.0	100.0	100.0	100.0	100.0	100.0	100.0	100.0	100.0	100.0

N (Weighted) A:66045 18938 B:25985 53560 5438 C:1652 43108 34892 5331 D:22534 62449 E:69892 15091 F:52281 25880 5088
N (Unwtd) A:1355 427 B:539 1090 123 C:30 823 739 190 D:489 1293 E:1464 318 F:1105 539 102
Nmiss (Wtd) A:N/A B:N/A C:N/A D:N/A E:N/A F:1734
Nmiss(Unwtd) A:N/A B:N/A C:N/A D:N/A E:N/A F:36

Gender was determined from Q92. Educational status was determined from Q95.
Married = "Married for the first time" and "Remarried;" Not Married = "Single, never married;" and Other = "Legally separated," "Divorced" and "Widowed" (Q97).
Prior service = Respondents who served on active duty in any U.S. military component (Q5) No prior service = All others.
Duty-qualified = Respondents who were awarded the MOS for their current duty position (Q28). Not duty-qualified = All others
Stay in USAR="Stay to retire"/"Stay beyond oblig ;" Leave at End="Leave after oblig ;" Leave Prior="Leave prior to oblig" (Q84).

Q21B FEELINGS RE TIME ON:FAMILY ACTIVTYS

	A1 MALE	A2 FEMALE	B1 MARRI-ED	B2 NOT MARRI-ED	B3 OTHER	C1 <THAN HI SCH	C2 HIGH SCHOOL	C3 <THAN COLL	C4 BACH & UP	D1 PRIOR SRV	D2 NO PRIOR SRV	E1 DUTY QUAL	E2 NOT DUTY QUAL	F1 STAY IN USAR	F2 LEAVE AT END	F3 LEAVE PRIOR
1:TOO MUCH	1.1	0.3	0.8	1.0	0.0	0.0	0.7	1.1	1.1	0.3	1.1	1.0	0.5	1.2	0.0	2.0
2:MORE THAN ENGH	5.0	4.7	4.0	5.0	7.7	16.6	5.2	4.5	1.4	5.8	4.6	4.3	7.5	5.2	4.6	4.3
3:ABOUT RIGHT	31.4	29.8	27.7	33.2	26.6	33.6	31.5	29.8	35.5	32.2	30.7	30.8	32.3	33.0	26.1	35.3
4:NOT QUITE ENGH	33.9	37.9	35.8	34.0	38.4	15.0	32.7	37.8	38.4	34.4	35.0	34.6	35.7	33.8	37.7	31.4
5:NOT ENOUGH	25.4	24.3	29.9	23.0	23.4	17.3	27.0	23.6	22.8	22.7	26.0	26.0	21.2	23.8	28.1	25.7
6:NOT APPLICABLE	2.2	1.9	0.8	2.7	2.8	6.6	2.1	2.2	0.3	2.4	2.0	2.2	1.7	2.0	2.7	1.0
MISSING	1.0	1.2	0.8	1.1	1.1	10.9	0.7	1.0	0.4	1.9	0.7	1.0	0.8	1.0	0.8	0.3
MULTIPLE RESP	0.1	0.0	0.2	0.0	0.0	0.0	0.1	0.0	0.0	0.2	0.0	0.0	0.4	0.1	0.0	0.0
TOTAL PERCENT	100.0	100.0	100.0	100.0	100.0	100.0	100.0	100.0	100.0	100.0	100.0	100.0	100.0	100.0	100.0	100.0

N (Weighted)	A:66045	18938	B:25985	53560	5438	C:1652	43108	34892	5331	D:22534	62449	E:69892	15091	F:52281	25880	5088
N (Unwtd)	A:1355	427	B:569	1090	123	C:30	823	739	190	D:489	1293	E:1464	318	F:1105	539	102
Nmiss (Wtd)	A:N/A		B:N/A			C:N/A				D:N/A		E:N/A		F:1734		
Nmiss(Unwtd)	A:N/A		B:N/A			C:N/A				D:N/A		E:N/A		F:36		

Gender was determined from Q92. Educational status was determined from Q95
Married = "Married for the first time" and "Remarried;" Not Married = "Single, never married;" and Other = "Legally separated," "Divorced" and "Widowed" (Q97).
Prior service = Respondents who served on active duty in any U.S. military component (Q5). No prior service = All others
Duty-qualified = Respondents who were awarded the MOS for their current duty position (Q28). Not duty-qualified = All others
Stay in USAR="Stay to retire"/"Stay beyond oblig.;" Leave at End="Leave after oblig.;" Leave Prior="Leave prior to oblig" (Q84)

1989 Survey of USAR TPU Soldiers
Junior Enlisted Stayers Tabulation Volume

Q21C FEELINGS RE TIME ON:USAR ACTIVITIES

	A1 MALE	A2 FEMALE	B1 MARRI-ED	B2 NOT MARRI-ED	B3 OTHER	C1 <THAN HI SCH	C2 HIGH SCHOOL	C3 <THAN COLL	C4 BACH & UP	D1 PRIOR SRV	D2 NO PRIOR SRV	E1 DUTY QUAL	E2 NOT DUTY QUAL	F1 STAY IN USAR	F2 LEAVE AT END	F3 LEAVE PRIOR
1:TOO MUCH	4.5	2.5	4.5	3.6	5.7	3.4	4.3	3.5	5.1	3.3	4.3	3.7	5.5	3.0	4.8	8.5
2:MORE THAN ENGH	13.4	13.9	11.7	15.1	7.5	13.0	12.8	14.0	16.8	12.1	14.1	14.0	11.5	9.2	21.5	15.5
3:ABOUT RIGHT	63.2	67.2	65.0	63.4	66.2	61.9	61.7	66.9	65.3	65.0	63.7	64.4	62 3	66.3	63.1	47.5
4:NOT QUITE ENGH	11.4	10.1	10.7	11.0	13.3	7.7	14.1	8.3	6.1	11.1	11.1	10.8	12.4	13.3	5.9	15.0
5:NOT ENOUGH	5.5	5.0	5.9	5.0	6.1	0.0	5.1	5.8	5.9	5.2	5.4	5.3	5.6	5.9	3.3	12.1
6:NOT APPLICABLE	0.9	0.5	0.9	0.8	0.9	3.2	0.9	0.7	0.9	1.2	0.7	0.8	1.2	0.9	0.8	1.0
MISSING	1.1	0.5	1.1	1.0	0.3	10.9	0.9	0.8	0.0	1.8	0.7	0.9	1.2	1.3	0.4	0.3
MULTIPLE RESP	0.1	0.3	0.2	0.1	0.0	0.0	0.2	0.0	0.0	0.2	0.1	0.1	0.3	0.1	0.2	0.0
TOTAL PERCENT	100.0	100.0	100.0	100.0	100.0	100.0	100.0	100.0	100.0	100.0	100.0	100.0	100.0	100.0	100.0	100.0

N (Weighted)	A:66045	18938	B:25985	53560	5438	C:1652	43108	34892	5331	D:22534	62449	E:69892	15091	F:52281	25880	5088
N (Unwtd)	A:1355	427	B:569	1090	123	C:30	823	739	190	D:489	1293	E:1464	318	F:1105	539	102
Nmiss (Wtd)	A:N/A		B:N/A			C:N/A				D:N/A		E:N/A		F:1734		
Nmiss(Unwtd)	A:N/A		B:N/A			C:N/A				D:N/A		E:N/A		F:36		

Gender was determined from Q92. Educational status was determined from Q95.
Married = "Married for the first time" and "Remarried;" Not Married = "Single, never married;" and Other = "Legally separated," "Divorced" and "Widowed" (Q97).
Prior service = Respondents who served on active duty in any U.S. military component (Q5). No prior service = All others.
Duty-qualified = Respondents who were awarded the MOS for their current duty position (Q28). Not duty-qualified = All others.
Stay in USAR="Stay to retire"/"Stay beyond oblig.;" Leave at End="Leave after oblig.;" Leave Prior="Leave prior to oblig" (Q84).

1989 Survey of USAR TPU Soldiers
Junior Enlisted Stayers Tabulation Volume

Q21D FEELINGS RE TIME ON:COMMUNITY ACTIV

	A1 MALE	A2 FEMALE	B1 MARRIED	B2 NOT MARRIED	B3 OTHER	C1 <THAN HI SCH	C2 HIGH SCHOOL	C3 <THAN COLL	C4 BACH & UP	D1 PRIOR SRV	D2 NO PRIOR SRV	E1 DUTY QUAL	E2 NOT DUTY QUAL	F1 STAY IN USAR	F2 LEAVE AT END	F3 LEAVE PRIOR
1:TOO MUCH	1.3	0.3	1.5	0.9	1.1	0.0	1.6	0.6	1.1	1.5	0.9	1.0	1.5	1.2	0.4	2.1
2:MORE THAN ENGH	2.9	2.4	2.2	3.1	2.3	0.0	2.7	3.0	3.1	3.0	2.7	2.5	3.9	3.4	1.4	3.2
3:ABOUT RIGHT	26.6	24.0	26.8	26.0	22.7	24.1	25.8	26.8	23.2	27.9	25.3	25.7	27.3	27.2	23.0	27.9
4:NOT QUITE ENGH	21.7	31.5	24.7	22.8	29.7	9.4	21.5	25.4	36.6	20.5	25.0	24.0	23.1	23.5	24.0	19.6
5:NOT ENOUGH	27.6	31.4	28.4	28.6	27.1	23.2	28.5	29.3	24.9	26.8	29.0	28.6	27.9	26.4	33.4	24.5
6:NOT APPLICABLE	18.1	9.7	14.2	17.2	15.8	29.0	18.4	13.7	10.7	17.2	15.8	16.7	14.0	15.8	16.5	20.3
MISSING	1.9	0.8	2.1	1.4	1.2	14.3	1.6	1.3	0.3	2.9	1.2	1.5	2.3	1.6	1.2	2.4
TOTAL PERCENT	100.0	100.0	100.0	100.0	100.0	100.0	100.0	100.0	100.0	100.0	100.0	100.0	100.0	100.0	100.0	100.0

N (Weighted)	A:66045	18938	B:25985	53560	5438	C:1652	43108	34892	5331	D:22534	62449	E:69892	15091	F:52281	25880	5088
N (Unwtd)	A:1355	427	B:569	1090	123	C:30	823	739	190	D:489	1293	E:1464	318	F:1105	539	102
Nmiss (Wtd)	A:N/A		B:N/A			C:N/A				D:N/A		E:N/A		F:1734		
Nmiss(Unwtd)	A:N/A		B:N/A			C:N/A				D:N/A		E:N/A		F:36		

Gender was determined from Q92. Educational status was determined from Q95.
Married = "Married for the first time" and "Remarried;" Not Married = "Single, never married;" and Other = "Legally separated," "Divorced" and "Widowed" (Q97).
Prior service = Respondents who served on active duty in any U.S. military component (Q5). No prior service = All others.
Duty-qualified = Respondents who were awarded the MOS for their current duty position (Q28). Not duty-qualified = All others.
Stay in USAR="Stay to retire"/"Stay beyond oblig.;" Leave at End="Leave after oblig.;" Leave Prior="Leave prior to oblig" (Q84).

1989 Survey of USAR TPU Soldiers
Junior Enlisted Stayers Tabulation Volume

Q21E FEELINGS RE TIME ON:REC/LEISURE ACT

	A1 MALE	A2 FEMALE	B1 MARRI-ED	B2 NOT MARRI-ED	B3 OTHER	C1 <THAN HI SCH	C2 HIGH SCHOOL	C3 <THAN COLL	C4 BACH & UP	D1 PRIOR SRV	D2 NO PRIOR SRV	E1 DUTY QUAL	E2 NOT DUTY QUAL	F1 STAY IN USAR	F2 LEAVE AT END	F3 LEAVE PRIOR
1:TOO MUCH	3.1	1.8	1.7	3.4	1.8	3.4	3.3	2.2	2.1	2.0	3.1	2.7	3.0	2.7	2.3	5.8
2:MORE THAN ENGH	7.4	5.3	4.1	8.7	3.1	0.0	6.5	8.0	5.1	6.6	7.0	6.3	9.6	6.6	6.8	11.8
3:ABOUT RIGHT	29.6	29.7	25.3	31.9	27.5	39.4	29.6	29.8	25.7	28.1	30.2	29.3	31.0	30.4	26.8	30.9
4:NOT QUITE ENGH	25.0	27.5	29.2	22.9	34.6	12.9	24.1	27.1	31.1	25.8	25.5	26.0	23.5	27.1	24.7	18.9
5:NOT ENOUGH	31.4	33.3	35.9	30.0	29.9	26.6	33.0	30.2	34.1	31.7	31.8	32.4	29.2	29.8	36.2	28.9
6:NOT APPLICABLE	1.8	1.0	2.0	1.4	1.8	3.4	2.1	1.0	1.3	2.4	1.3	1.5	2.0	1.6	1.7	1.0
MISSING	1.8	1.4	1.7	1.8	1.3	14.3	1.5	1.6	0.7	3.4	1.2	1.8	1.6	1.7	1.4	2.8
TOTAL PERCENT	100.0	100.0	100.0	100.0	100.0	100.0	100.0	100.0	100.0	100.0	100.0	100.0	100.0	100.0	100.0	100.0

N (Weighted)	A:66045	18938	B:25985	53560	5438	C:1652	43108	34892	5331	D:22534	62449	E:69892	15091	F:52281	25880	5088
N (Unwtd)	A:1355	427	B:569	1090	123	C:30	823	739	190	D:489	1293	E:1464	318	F:1105	539	102
Nmiss (Wtd)	A:N/A		B:N/A			C:N/A				D:N/A		E:N/A		F:1734		
Nmiss(Unwtd)	A:N/A		B:N/A			C:N/A				D:N/A		E:N/A		F:36		

Gender was determined from Q92. Educational status was determined from Q95.
Married = "Married for the first time" and "Remarried;" Not Married = "Single, never married;" and Other = "Legally separated," "Divorced" and "Widowed" (Q97).
Prior service = Respondents who served on active duty in any U.S. military component (Q5). No prior service = All others.
Duty-qualified = Respondents who were awarded the MOS for their current duty position (Q28). Not duty-qualified = All others.
Stay in USAR="Stay to retire"/"Stay beyond oblig.;" Leave at End="Leave after oblig.;" Leave Prior="Leave prior to oblig" (Q84).

1989 Survey of USAR TPU Soldiers
Junior Enlisted Stayers Tabulation Volume

Q22A FAMILY SUPPORT:YOUR COMMANDER

	A1 MALE	A2 FEMALE	B1 MARRI-ED	B2 NOT MARRI-ED	B3 OTHER	C1 <THAN HI SCH	C2 HIGH SCHOOL	C3 <THAN COLL	C4 BACH & UP	D1 PRIOR SRV	D2 NO PRIOR SRV	E1 DUTY QUAL	E2 NOT DUTY QUAL	F1 STAY IN USAR	F2 LEAVE AT END	F3 LEAVE PRIOR
1:EXTREMELY SUPP	14.3	11.5	16.2	12.3	15.0	14.1	15.2	11.3	16.6	15.9	12.8	13.7	13.4	17.1	7.2	10.0
2:VERY SUPPORTIV	29.1	29.2	31.8	27.8	29.9	25.7	28.9	29.7	28.7	28.0	29.6	29.1	29.4	31.0	25.8	26.7
3:SOMEWHAT SUPP	41.2	43.3	38.3	43.6	39.4	31.8	42.3	42.4	35.5	40.8	42.0	41.7	41.7	39.7	46.9	40.4
4:NOT VERY SUPP	7.7	7.3	7.0	7.9	8.3	6.6	6.0	9.3	10.3	7.0	7.9	7.5	8.2	6.0	10.1	12.4
5:NOT AT ALL SUP	5.4	7.0	5.7	5.8	6.3	10.3	5.7	5.7	4.9	5.6	5.8	5.8	5.5	4.6	7.0	9.3
MISSING	2.2	1.6	0.8	2.7	1.2	11.6	1.7	1.7	4.0	2.4	1.9	2.1	1.5	1.5	2.9	1.2
MULTIPLE RESP	0.1	0.0	0.2	0.0	0.0	0.0	0.1	0.0	0.0	0.2	0.0	0.0	0.4	0.1	0.0	0.0
TOTAL PERCENT	100.0	100.0	100.0	100.0	100.0	100.0	100.0	100.0	100.0	100.0	100.0	100.0	100.0	100.0	100.0	100.0

N (Weighted)	A:66045	18938	B:25985	53560	5438	C:1652	43108	34892	5331	D:22534	62449	E:69892	15091	F:52281	25880	5088
N (Unwtd)	A:1355	427	B:569	1090	123	C:30	823	739	190	D:489	1293	E:1464	318	F:1105	539	102
Nmiss (Wtd)	A:N/A		B:N/A			C:N/A				D:N/A		E:N/A		F:1734		
Nmiss(Unwtd)	A:N/A		B:N/A			C:N/A				D:N/A		E:N/A		F:36		

Gender was determined from Q92. Educational status was determined from Q95.
Married = "Married for the first time" and "Remarried;" Not Married = "Single, never married;" and Other = "Legally separated," "Divorced" and "Widowed" (Q97).
Prior service = Respondents who served on active duty in any U.S. military component (Q5). No prior service = All others.
Duty-qualified = Respondents who were awarded the MOS for their current duty position (Q28). Not duty-qualified = All others.
Stay in USAR="Stay to retire"/"Stay beyond oblig.;" Leave at End="Leave after oblig.;" Leave Prior="Leave prior to oblig" (Q84).

1989 Survey of USAR TPU Soldiers
Junior Enlisted Stayers Tabulation Volume

Q22B FAMILY SUPPORT:YOUR UNIT OFFICERS

	A1 MALE	A2 FEMALE	B1 MARRI-ED	B2 NOT MARRI-ED	B3 OTHER	C1 <THAN HI SCH	C2 HIGH SCHOOL	C3 <THAN COLL	C4 BACH & UP	D1 PRIOR SRV	D2 NO PRIOR SRV	E1 DUTY QUAL	E2 NOT DUTY QUAL	F1 STAY IN USAR	F2 LEAVE AT END	F3 LEAVE PRIOR
1:EXTREMELY SUPP	10.5	8.4	12.6	8.7	10.5	10.9	11.1	8.2	13.1	10.8	9.8	10.2	9.4	13.1	4.0	10.6
2:VERY SUPPORTIV	27.2	30.0	28.4	27.5	28.9	22.5	28.5	28.2	21.5	25.8	28.6	28.0	26.9	29.9	24.4	22.4
3:SOMEWHAT SUPP	44.6	45.5	43.4	46.0	39.1	28.0	44.5	45.7	46.5	44.4	44.9	44.6	45.4	42.2	51.1	42.9
4:NOT VERY SUPP	9.1	6.0	7.3	8.7	10.6	9.6	7.8	9.1	8.7	9.9	7.8	8.1	9.6	7.6	9.6	10.7
5:NOT AT ALL SUP	5.7	8.4	6.9	5.8	8.7	14.3	5.6	6.9	5.6	5.9	6.5	6.2	6.8	4.7	7.8	12.3
MISSING	2.9	1.6	1.3	3.3	2.2	14.8	2.4	2.0	4.7	2.9	2.5	2.8	1.5	2.4	3.0	1.2
MULTIPLE RESP	0.1	0.0	0.2	0.0	0.0	0.0	0.1	0.0	0.0	0.2	0.0	0.0	0.4	0.1	0.0	0.0
TOTAL PERCENT	100.0	100.0	100.0	100.0	100.0	100.0	100.0	100.0	100.0	100.0	100.0	100.0	100.0	100.0	100.0	100.0

N (Weighted)	A:66045	18938	B:25985	53560	5438	C:1652	43108	34892	5331	D:22534	62449	E:69892	15091	F:52281	25880	5088
N (Unwtd)	A:1355	427	B:569	1090	123	C:30	823	739	190	D:489	1293	E:1464	318	F:1105	539	102
Nmiss (Wtd)	A:N/A		B:N/A			C:N/A				D:N/A		E:N/A		F:1734		
Nmiss(Unwtd)	A:N/A		B:N/A			C:N/A				D:N/A		E:N/A		F:36		

Gender was determined from Q92. Educational status was determined from Q95.
Married = "Married for the first time" and "Remarried;" Not Married = "Single, never married;" and Other = "Legally separated," "Divorced" and "Widowed" (Q97).
Prior service = Respondents who served on active duty in any U.S. military component (Q5). No prior service = All others.
Duty-qualified = Respondents who were awarded the MOS for their current duty position (Q28). Not duty-qualified = All others.
Stay in USAR="Stay to retire"/"Stay beyond oblig.;" Leave at End="Leave after oblig.;" Leave Prior="Leave prior to oblig" (Q84).

1989 Survey of USAR TPU Soldiers
Junior Enlisted Stayers Tabulation Volume

Q22C FAMILY SUPPORT:YOUR UNIT NCOS

	A1 MALE	A2 FEMALE	B1 MARRI-ED	B2 NOT MARRI-ED	B3 OTHER	C1 <THAN HI SCH	C2 HIGH SCHOOL	C3 <THAN COLL	C4 BACH & UP	D1 PRIOR SRV	D2 NO PRIOR SRV	E1 DUTY QUAL	E2 NOT DUTY QUAL	F1 STAY IN USAR	F2 LEAVE AT END	F3 LEAVE PRIOR
1:EXTREMELY SUPP	12.3	9.8	14.2	10.2	15.5	10.9	12.9	10.0	14.8	12.4	11.5	12.2	9.6	15.4	5.0	10.6
2:VERY SUPPORTIV	33.0	33.8	36.5	31.7	32.3	29.6	33.5	33.1	32.8	32.4	33.5	33.0	34.1	35.2	30.7	24.6
3:SOMEWHAT SUPP	40.1	44.2	35.3	44.1	37.4	24.2	40.3	43.8	33.6	37.5	42.3	41.2	40.3	37.6	48.3	43.3
4:NOT VERY SUPP	7.1	5.0	7.6	6.3	4.9	6.2	5.9	6.9	10.2	9.0	5.7	6.6	6.7	6.1	6.7	10.2
5:NOT AT ALL SUP	4.8	5.9	5.5	4.5	7.8	14.3	5.5	4.4	3.3	5.5	4.9	4.6	6.9	3.8	6.3	9.1
MISSING	2.7	1.3	0.8	3.2	2.2	14.8	2.0	1.9	5.3	3.2	2.1	2.4	2.3	2.0	3.0	2.2
TOTAL PERCENT	100.0	100.0	100.0	100.0	100.0	100.0	100.0	100.0	100.0	100.0	100.0	100.0	100.0	100.0	100.0	100.0

N (Weighted)	A:66045	18938	B:25985	53560	5438	C:1652	43108	34892	5331	D:22334	62449	E:69892	15091	F:52281	25880	5088
N (Unwtd)	A:1355	427	B:569	1090	123	C:30	823	739	190	D:489	1293	E:1464	318	F:1105	539	102
Nmiss (Wtd)	A:N/A		B:N/A			C:N/A				D:N/A		E:N/A		F:1734		
Nmiss(Unwtd)	A:N/A		B:N/A			C:N/A				D:N/A		E:N/A		F:36		

Gender was determined from Q92. Educational status was determined from Q95.
Married = "Married for the first time" and "Remarried;" Not Married = "Single, never married;" and Other = "Legally separated," "Divorced" and "Widowed" (Q97).
Prior service = Respondents who served on active duty in any U.S. military component (Q5). No prior service = All others.
Duty-qualified = Respondents who were awarded the MOS for their current duty position (Q28). Not duty-qualified = All others.
Stay in USAR="Stay to retire"/"Stay beyond oblig.;" Leave at End="Leave after oblig.;" Leave Prior="Leave prior to oblig" (Q84).

1989 Survey of USAR TPU Soldiers
Junior Enlisted Stayers Tabulation Volume

Q22D FAMILY SUPPORT:YOUR UNIT TECHNICIAN

	A1 MALE	A2 FEMALE	B1 MARRI-ED	B2 NOT MARRI-ED	B3 OTHER	C1 <THAN HI SCH	C2 HIGH SCHOOL	C3 <THAN COLL	C4 BACH & UP	D1 PRIOR SRV	D2 NO PRIOR SRV	E1 DUTY QUAL	E2 NOT DUTY QUAL	F1 STAY IN USAR	F2 LEAVE AT END	F3 LEAVE PRIOR
1:EXTREMELY SUPP	10.3	10.6	13.7	8.5	12.6	11.4	11.1	9.2	12.1	9.6	10.7	10.7	9.1	13.4	4.4	9.2
2:VERY SUPPORTIV	28.1	28.2	28.6	28.0	27.4	25.7	28.9	27.1	29.2	27.8	28.2	28.0	28.4	30.0	25.3	23.9
3:SOMEWHAT SUPP	43.7	46.0	41.4	46.0	39.9	24.2	44.1	45.8	40.7	41.7	45.1	44.4	43.5	43.1	48.9	38.4
4:NOT VERY SUPP	8.2	7.0	7.8	8.1	7.1	10.7	6.5	9.1	10.2	9.6	7.3	7.7	8.8	5.8	10.7	13.4
5:NOT AT ALL SUP	6.3	6.0	6.6	5.7	9.6	9.7	6.3	6.5	3.7	6.6	6.1	6.0	7.5	4.8	7.9	11.8
MISSING	3.3	2.3	1.9	3.6	3.4	18.2	3.0	2.2	4.0	4.6	2.5	3.1	2.7	2.8	2.8	3.3
MULTIPLE RESP	0.1	0.0	0.0	0.1	0.0	0.0	0.1	0.0	0.0	0.0	0.1	0.1	0.0	0.1	0.0	0.0
TOTAL PERCENT	100.0	100.0	100.0	100.0	100.0	100.0	100.0	100.0	100.0	100.0	100.0	100.0	100.0	100.0	100.0	100.0

N (Weighted)	A:66045	18938	B:25985	53560	5438	C:1652	43108	34892	5331	D:22534	62449	E:69892	15091	F:52281	25880	5088
N (Unwtd)	A:1355	427	B:569	1090	123	C:30	823	739	190	D:489	1293	E:1464	318	F:1105	539	102
Nmiss (Wtd)	A:N/A		B:N/A			C:N/A				D:N/A		E:N/A		F:1734		
Nmiss(Unwtd)	A:N/A		B:N/A			C:N/A				D:N/A		E:N/A		F:36		

Gender was determined from Q92. Educational status was determined from Q95.
Married = "Married for the first time" and "Remarried;" Not Married = "Single, never married;" and Other = "Legally separated," "Divorced" and "Widowed" (Q97).
Prior service = Respondents who served on active duty in any U.S. military component (Q5). No prior service = All others.
Duty-qualified = Respondents who were awarded the MOS for their current duty position (Q28). Not duty-qualified = All others.
Stay in USAR="Stay to retire"/"Stay beyond oblig.;" Leave at End="Leave after oblig.;" Leave Prior="Leave prior to oblig" (Q84).

1989 Survey of USAR TPU Soldiers
Junior Enlisted Stayers Tabulation Volume

Q22E FAMILY SUPPORT:ARMY RES IN GENERAL

	A1 MALE	A2 FEMALE	B1 MARRI-ED	B2 NOT MARRI-ED	B3 OTHER	C1 <THAN HI SCH	C2 HIGH SCHOOL	C3 <THAN COLL	C4 BACH & UP	D1 PRIOR SRV	D2 NO PRIOR SRV	E1 DUTY QUAL	E2 NOT DUTY QUAL	F1 STAY IN USAR	F2 LEAVE AT END	F3 LEAVE PRIOR
1:EXTREMELY SUPP	12.0	12.4	13.2	11.3	14.6	10.9	14.1	9.7	11.3	13.6	11.5	11.7	13.9	15.6	5.2	13.8
2:VERY SUPPORTIV	31.7	34.2	33.1	32.0	31.7	30.2	32.6	32.8	26.7	26.4	34.4	31.7	34.8	34.6	28.6	25.8
3:SOMEWHAT SUPP	40.2	41.5	38.8	41.5	39.1	30.4	38.9	43.2	39.8	40.8	40.4	41.2	37.2	38.2	46.3	37.8
4:NOT VERY SUPP	8.7	5.4	9.5	7.5	4.8	3.4	6.8	8.7	13.9	11.1	6.8	8.1	7.4	5.7	11.4	12.7
5:NOT AT ALL SUP	4.9	4.6	3.9	5.0	7.6	10.3	5.1	4.3	4.6	4.6	4.9	4.9	4.3	3.4	6.5	7.6
MISSING	2.4	1.9	1.3	2.8	2.2	14.8	2.5	1.3	3.6	3.6	1.9	2.3	2.3	2.3	2.0	2.2
MULTIPLE RESP	0.1	0.0	0.2	0.0	0.0	0.0	0.0	0.1	0.0	0.0	0.1	0.1	0.0	0.1	0.0	0.0
TOTAL PERCENT	100.0	100.0	100.0	100.0	100.0	100.0	100.0	100.0	100.0	100.0	100.0	100.0	100.0	100.0	100.0	100.0

N (Weighted)	A:66045	18938	B:25985	53560	5438	C:1652	43108	34892	5331	D:22534	62449	E:69892	15091	F:52281	25880	5088
N (Unwtd)	A:1355	427	B:569	1090	123	C:30	823	739	190	D:489	1293	E:1464	318	F:1105	539	102
Nmiss (Wtd)	A:N/A		B:N/A			C:N/A				D:N/A		E:N/A		F:1734		
Nmiss(Unwtd)	A:N/A		B:N/A			C:N/A				D:N/A		E:N/A		F:36		

Gender was determined from Q92. Educational status was determined from Q95.
Married = "Married for the first time" and "Remarried;" Not Married = "Single, never married;" and Other = "Legally separated," "Divorced" and "Widowed" (Q97).
Prior service = Respondents who served on active duty in any U.S. military component (Q5). No prior service = All others.
Duty-qualified = Respondents who were awarded the MOS for their current duty position (Q28). Not duty-qualified = All others.
Stay in USAR="Stay to retire"/"Stay beyond oblig.;" Leave at End="Leave after oblig.;" Leave Prior="Leave prior to oblig" (Q84).

1989 Survey of USAR TPU Soldiers
Junior Enlisted Stayers Tabulation Volume

Q23A PROBLEM FOR FAMILY:WKND DRIL ABSENC

	A1 MALE	A2 FEMALE	B1 MARRI-ED	B2 NOT MARRI-ED	B3 OTHER	C1 <THAN HI SCH	C2 HIGH SCHOOL	C3 <THAN COLL	C4 BACH & UP	D1 PRIOR SRV	D2 NO PRIOR SRV	E1 DUTY QUAL	E2 NOT DUTY QUAL	F1 STAY IN USAR	F2 LEAVE AT END	F3 LEAVE PRIOR
1:NOT A PROBLEM	58.5	58.5	45.9	64.6	58.7	69.2	59.1	59.1	46.1	55.5	59.6	58.5	58.7	62.3	52.8	51.8
2:SLIGHT PROBLEM	22.2	20.7	31.1	17.3	22.1	13.0	21.7	22.2	23.4	23.6	21.3	22.1	20.6	21.6	23.5	14.9
3:SOMEWHAT PRB	14.0	16.1	16.5	13.8	11.3	6.2	13.5	14.4	25.8	13.6	14.8	14.5	14.2	11.7	18.8	19.6
4:SERIOUS PRB	3.0	2.5	4.6	1.6	6.4	0.0	3.1	2.7	3.0	3.7	2.5	2.7	3.6	2.2	3.2	8.0
5:VY SERIOUS PRB	1.0	1.3	1.1	1.0	1.2	0.5	1.2	0.8	1.3	1.0	1.1	0.9	1.6	0.8	0.9	4.5
MISSING	1.3	0.8	0.8	1.5	0.3	11.1	1.2	0.8	0.4	2.4	0.8	1.3	0.9	1.2	0.8	1.2
MULTIPLE RESP	0.1	0.0	0.0	0.1	0.0	0.0	0.1	0.0	0.0	0.2	0.0	0.0	0.3	0.1	0.0	0.0
TOTAL PERCENT	100.0	100.0	100.0	100.0	100.0	100.0	100.0	100.0	100.0	100.0	100.0	100.0	100.0	100.0	100.0	100.0

N (Weighted)	A:66045	18938	B:25985	53560	5438	C:1652	43108	34892	5331	D:22534	62449	E:69892	15091	F:52281	25880	5088
N (Unwtd)	A:1355	427	B:569	1090	123	C:30	823	739	190	D:489	1293	E:1464	318	F:1105	539	102
Nmiss (Wtd)	A:N/A		B:N/A			C:N/A				D:N/A		E:N/A		F:1734		
Nmiss(Unwtd)	A:N/A		B:N/A			C:N/A				D:N/A		E:N/A		F:36		

Gender was determined from Q92. Educational status was determined from Q95.
Married = "Married for the first time" and "Remarried;" Not Married = "Single, never married;" and Other = "Legally separated," "Divorced" and "Widowed" (Q97).
Prior service = Respondents who served on active duty in any U.S. military component (Q5). No prior service = All others.
Duty-qualified = Respondents who were awarded the MOS for their current duty position (Q28). Not duty-qualified = All others.
Stay in USAR="Stay to retire"/"Stay beyond oblig.;" Leave at End="Leave after oblig.;" Leave Prior="Leave prior to oblig" (Q84).

1989 Survey of USAR IPU Soldiers
Junior Enlisted Stayers Tabulation Volume

Q23B PROBLEM FOR FAMILY:ANNL TRNG ABSENC

	A1 MALE	A2 FEMALE	B1 MARRI-ED	B2 NOT MARRI-ED	B3 OTHER	C1 <THAN HI SCH	C2 HIGH SCHOOL	C3 <THAN COLL	C4 BACH & UP	D1 PRIOR SRV	D2 NO PRIOR SRV	E1 DUTY QUAL	E2 NOT DUTY QUAL	F1 STAY IN USAR	F2 LEAVE AT END	F3 LEAVE PRIOR
1:NOT A PROBLEM	45.6	47.6	29.0	54.2	47.5	51.5	45.9	46.4	44.0	45.7	46.2	46.5	44.3	49.5	40.2	41.3
2:SLIGHT PROBLEM	24.0	21.8	29.4	21.4	16.4	15.3	23.6	24.3	19.4	20.8	24.4	23.3	24.3	24.8	22.6	16.5
3:SOMEWHAT PRB	20.4	18.9	26.2	16.8	22.9	9.4	20.0	19.7	27.1	20.7	19.9	20.1	20.1	18.5	23.1	23.5
4:SERIOUS PRB	6.4	7.3	10.9	4.2	9.0	9.6	6.4	6.6	7.4	8.2	6.0	6.6	6.5	4.5	9.5	11.6
5:VY SERIOUS PRB	2.2	3.2	3.4	1.9	2.9	0.0	3.0	1.9	1.3	1.9	2.6	2.2	3.6	1.4	4.0	5.8
MISSING	1.4	1.1	1.1	1.5	1.3	14.3	1.1	1.1	0.8	2.7	0.9	1.4	1.3	1.4	0.7	1.2
TOTAL PERCENT	100.0	100.0	100.0	100.0	100.0	100.0	100.0	100.0	100.0	100.0	100.0	100.0	100.0	100.0	100.0	100.0

N (Weighted)	A:66045	18938	B:25985	53560	5438	C:1652	43108	34892	5331	D:22534	62449	E:69892	15091	F:52281	25880	5088
N (Unwtd)	A:1355	427	B:569	1090	123	C:30	823	739	190	D:489	1293	E:1464	318	F:1105	539	102
Nmiss (Wtd)	A:N/A		B:N/A			C:N/A				D:N/A		E:N/A		F:1734		
Nmiss(Unwtd)	A:N/A		B:N/A			C:N/A				D:N/A		E:N/A		F:36		

Gender was determined from Q92. Educational status was determined from Q95.
Married = "Married for the first time" and "Remarried;" Not Married = "Single, never married;" and Other = "Legally separated," "Divorced" and "Widowed" (Q97).
Prior service = Respondents who served on active duty in any *U.S. military component* (Q5). No prior service = All others.
Duty-qualified = Respondents who were awarded the MOS for their current duty position (Q28). Not duty-qualified = All others.
Stay in USAR="Stay to retire"/"Stay beyond oblig.;" Leave at End="Leave after oblig.;" Leave Prior="Leave prior to oblig" (Q84).

1989 Survey of USAR TPU Soldiers
Junior Enlisted Stayers Tabulation Volume

Q23C PROBLEM FOR FAMILY:EXTRA UNIT TIME

	A1 MALE	A2 FEMALE	B1 MARRI-ED	B2 NOT MARRI-ED	B3 OTHER	C1 <THAN HI SCH	C2 HIGH SCHOOL	C3 <THAN COLL	C4 BACH & UP	D1 PRIOR SRV	D2 NO PRIOR SRV	E1 DUTY QUAL	E2 NOT DUTY QUAL	F1 STAY IN USAR	F2 LEAVE AT END	F3 LEAVE PRIOR
1:NOT A PROBLEM	49.7	54.3	34.6	58.4	52.8	56.1	49.6	52.0	50.2	47.0	52.1	50.7	51.2	53.6	46.0	44.1
2:SLIGHT PROBLEM	23.3	23.4	30.3	20.4	19.7	10.2	23.5	24.6	18.5	23.1	23.5	23.3	23.7	23.9	23.7	18.7
3:SOMEWHAT PRB	15.9	15.8	20.3	13.8	15.4	16.3	16.5	15.1	16.1	16.6	15.6	16.2	14.5	15.0	18.0	15.2
4:SERIOUS PRB	6.9	4.3	10.2	4.1	9.8	3.2	6.7	5.2	11.7	8.2	5.6	6.2	6.8	4.4	8.4	16.3
5:VY SERIOUS PRB	1.9	1.3	2.3	1.5	2.0	0.0	1.9	1.7	1.0	1.4	1.9	1.8	1.6	1.2	2.6	2.5
MISSING	2.2	1.0	2.3	1.9	0.3	14.3	1.8	1.4	2.5	3.7	1.3	1.9	2.2	1.8	1.3	3.2
TOTAL PERCENT	100.0	100.0	100.0	100.0	100.0	100.0	100.0	100.0	100.0	100.0	100.0	100.0	100.0	100.0	100.0	100.0

N (Weighted)	A:66045	18938	B:25985	53560	5438	C:1652	43108	34892	5331	D:22534	62449	E:69892	15091	F:52281	25880	5088
N (Unwtd)	A:1355	427	B:569	1090	123	C:30	823	739	190	D:489	1293	E:1464	318	F:1105	539	102
Nmiss (Wtd)	A:N/A		B:N/A			C:N/A				D:N/A		E:N/A		F:1734		
Nmiss(Unwtd)	A:N/A		B:N/A			C:N/A				D:N/A		E:N/A		F:36		

Gender was determined from Q92. Educational status was determined from Q95.
Married = "Married for the first time" and "Remarried;" Not Married = "Single, never married;" and Other = "Legally separated," "Divorced" and "Widowed" (Q97).
Prior service = Respondents who served on active duty in any U.S. military component (Q5). No prior service = All others.
Duty-qualified = Respondents who were awarded the MOS for their current duty position (Q28). Not duty-qualified = All others.
Stay in USAR="Stay to retire"/"Stay beyond oblig.;" Leave at End="Leave after oblig.;" Leave Prior="Leave prior to oblig" (Q84).

1989 Survey of USAR TPU Soldiers
Junior Enlisted Stayers Tabulation Volume

Q23D PROBLEM FOR FAMILY:UNSCHED USAR ACT

	A1 MALE	A2 FEMALE	B1 MARRIED	B2 NOT MARRIED	B3 OTHER	C1 <THAN HI SCH	C2 HIGH SCHOOL	C3 <THAN COLL	C4 BACH & UP	D1 PRIOR SRV	D2 NO PRIOR SRV	E1 DUTY QUAL	E2 NOT DUTY QUAL	F1 STAY IN USAR	F2 LEAVE AT END	F3 LEAVE PRIOR
1:NOT A PROBLEM	40.7	43.5	37.7	47.8	42.2	46.5	39.6	43.0	42.8	38.9	42.2	41.3	41.3	44.2	35.7	38.8
2:SLIGHT PROBLEM	22.3	20.6	26.4	19.3	25.9	15.9	23.1	21.4	17.5	22.1	21.9	22.1	20.8	23.8	20.0	16.2
3:SOMEWHAT PRB	17.9	22.1	23.3	17.4	12.6	9.7	20.4	17.7	16.7	18.8	18.9	18.7	19.6	17.8	19.9	20.5
4:SERIOUS PRB	11.9	8.1	14.6	8.8	16.6	13.5	10.3	11.1	16.1	11.8	10.8	10.8	12.1	8.8	15.3	15.3
5:VY SERIOUS PRB	5.1	4.4	6.6	4.5	2.3	0.0	5.2	4.9	5.8	4.9	5.0	5.1	4.3	3.3	7.7	8.0
MISSING	2.0	1.4	1.4	2.2	0.3	14.3	1.5	1.9	1.1	3.5	1.2	1.9	1.8	2.0	1.3	1.2
TOTAL PERCENT	100.0	100.0	100.0	100.0	100.0	100.0	100.0	100.0	100.0	100.0	100.0	100.0	100.0	100.0	100.0	100.0

N (Weighted)	A:66045	18938	B:25985	53560	5438	C:1652	43108	34892	5331	D:22534	62449	E:69892	15091	F:52281	25880	5088
N (Unwtd)	A:1355	427	B:569	1090	123	C:30	823	739	190	D:489	1293	E:1464	318	F:1105	539	102
Nmiss (Wtd)	A:N/A		B:N/A			C:N/A				D:N/A		E:N/A		F:1734		
Nmiss(Unwtd)	A:N/A		B:N/A			C:N/A				D:N/A		E:N/A		F:36		

Gender was determined from Q92. Educational status was determined from Q95.
Married = "Married for the first time" and "Remarried;" Not Married = "Single, never married;" and Other = "Legally separated," "Divorced" and "Widowed" (Q97).
Prior service = Respondents who served on active duty in any U.S. military component (Q5). No prior service = All others.
Duty-qualified = Respondents who were awarded the MOS for their current duty position (Q28). Not duty-qualified = All others.
Stay in USAR="Stay to retire"/"Stay beyond oblig.;" Leave at End="Leave after oblig.;" Leave Prior="Leave prior to oblig" (Q84).

1989 Survey of USAR TPU Soldiers
Junior Enlisted Stayers Tabulation Volume

Q23E PROBLEM FOR FAMILY:SCHED FAM VACAIN

	A1 MALE	A2 FEMALE	B1 MARRI-ED	B2 NOT MARRI-ED	B3 OTHER	C1 <THAN HI SCH	C2 HIGH SCHOOL	C3 <THAN COLL	C4 BACH & UP	D1 PRIOR SRV	D2 NO PRIOR SRV	E1 DUTY QUAL	E2 NOT DUTY QUAL	F1 STAY IN USAR	F2 LEAVE AT END	F3 LEAVE PRIOR
1:NOT A PROBLEM	45.4	47.3	41.2	47.9	47.8	40.9	45.4	46.7	44.7	48.0	45.0	46.0	45.1	51.7	35.4	42.1
2:SLIGHT PROBLEM	20.2	22.0	22.7	19.6	20.5	17.5	19.9	21.8	20.2	20.8	20.6	19.8	24.4	21.5	19.5	14.8
3:SOMEWHAT PRB	18.4	17.9	18.4	18.2	19.4	16.1	17.5	18.6	23.7	15.8	19.2	18.6	16.9	16.4	22.1	20.6
4:SERIOUS PRB	9.0	7.6	10.4	7.9	8.6	6.2	10.0	7.8	4.6	8.6	8.7	9.1	6.9	6.5	12.8	9.2
5:VY SERIOUS PRB	5.1	4.3	6.0	4.6	3.5	5.1	5.7	3.8	6.0	3.7	5.4	4.9	5.1	2.4	8.6	12.0
MISSING	1.7	0.9	1.3	1.8	0.3	14.3	1.3	1.3	0.8	2.9	1.1	1.6	1.3	1.3	1.5	1.2
MULTIPLE RESP	0.1	0.0	0.0	0.1	0.0	0.0	0.1	0.0	0.0	0.2	0.0	0.0	0.3	0.1	0.0	0.0
TOTAL PERCENT	100.0	100.0	100.0	100.0	100.0	100.0	100.0	100.0	100.0	100.0	100.0	100.0	100.0	100.0	100.0	100.0

N (Weighted)	A:66045	18938	B:25985	53560	5438	C:1652	43108	34892	5331	D:22534	62449	E:69892	15091	F:52281	25880	5088
N (Unwtd)	A:1355	427	B:569	1090	123	C:30	823	739	190	D:489	1293	E:1464	318	F:1105	539	102
Nmiss (Wtd)	A:N/A		B:N/A			C:N/A				D:N/A		E:N/A		F:1734		
Nmiss(Unwtd)	A:N/A		B:N/A			C:N/A				D:N/A		E:N/A		F:36		

Gender was determined from Q92. Educational status was determined from Q95.
Married = "Married for the first time" and "Remarried;" Not Married = "Single, never married;" and Other = "Legally separated," "Divorced" and "Widowed" (Q97).
Prior service = Respondents who served on active duty in any U.S. military component (Q5). No prior service = All others.
Duty qualified = Respondents who were awarded the MOS for their current duty position (Q28). Not duty-qualified = All others.
Stay in USAR="Stay to retire"/"Stay beyond oblig.;" Leave at End="Leave after oblig.;" Leave Prior="Leave prior to oblig" (Q84)

1989 Survey of USAR IPU Soldiers
Junior Enlisted Stayers Tabulation Volume

Q24A PREV SPOUSE:LOCATION OF ACTIVITIES

	A1 MALE	A2 FEMALE	B1 MARRI-ED	B2 NOT MARRI-ED	B3 OTHER	C1 <THAN HI SCH	C2 HIGH SCHOOL	C3 <THAN COLL	C4 BACH & UP	D1 PRIOR SRV	D2 NO PRIOR SRV	E1 DUTY QUAL	E2 NOT DUTY QUAL	F1 STAY IN USAR	F2 LEAVE AT END	F3 LEAVE PRIOR
0:NOT ANSWERED	25.2	22.1	77.3	0.0	13.8	24.8	28.7	19.0	26.6	40.9	18.6	23.9	27.5	27.5	18.4	24.7
1:ANSWERED	7.0	3.2	19.8	0.0	1.7	0.0	7.2	4.5	10.9	8.3	5.4	6.1	6.6	7.4	4.8	1.8
MISSING	1.4	2.0	2.9	0.0	10.3	6.4	1.7	1.0	2.1	2.1	1.3	1.4	2.1	1.9	0.7	0.3
N/A	8.1	6.7	0.0	11.2	11.7	9.5	7.3	8.9	4.9	8.1	7.7	7.6	8.6	8.9	5.9	5.0
VALID SKIP	58.2	65.9	0.0	88.8	62.5	59.3	55.2	66.6	55.6	40.6	66.9	61.0	55.2	54.3	70.2	68.3
TOTAL PERCENT	100.0	100.0	100.0	100.0	100.0	100.0	100.0	100.0	100.0	100.0	100.0	100.0	100.0	100.0	100.0	100.0

N (Weighted)	A:66045	18938	B:25985	53560	5438	C:1652	43108	34892	5331	D:22534	62449	E:69892	15091	F:52281	25880	5088
N (Unwtd)	A:1355	427	B:569	1090	123	C:30	823	739	190	D:489	1293	E:1464	318	F:1105	539	102
Nmiss (Wtd)	A:N/A		B:N/A			C:N/A				D:N/A		E:N/A		F:1734		
Nmiss(Unwtd)	A:N/A		B:N/A			C:N/A				D:N/A		E:N/A		F:36		

Gender was determined from Q92. Educational status was determined from Q95.
Married = "Married for the first time" and "Remarried;" Not Married = "Single, never married;" and Other = "Legally separated," "Divorced" and "Widowed" (Q97).
Prior service = Respondents who served on active duty in any U.S. military component (Q5). No prior service = All others.
Duty-qualified = Respondents who were awarded the MOS for their current duty position (Q28). Not duty-qualified = All others.
Stay in USAR="Stay to retire"/"Stay be,ond oblig.;" Leave at End="Leave after oblig.;" Leave Prior="Leave prior to oblig" (Q84).

1989 Survey of USAR TPU Soldiers
Junior Enlisted Stayers Tabulation Volume

Q24B PREV SPOUSE:UNFAMILIAR WITH OTHERS

	A1 MALE	A2 FEMALE	B1 MARRI-ED	B2 NOT MARRI-ED	B3 OTHER	C1 <THAN HI SCH	C2 HIGH SCHOOL	C3 <THAN COLL	C4 BACH & UP	D1 PRIOR SRV	D2 NO PRIOR SRV	E1 DUTY QUAL	E2 NOT DUTY QUAL	F1 STAY IN USAR	F2 LEAVE AT END	F3 LEAVE PRIOR
0:NOT ANSWERED	24.0	21.2	74.0	0.0	12.3	24.8	27.0	18.1	28.8	38.6	17.9	22.6	27.0	27.0	17.0	20.8
1:ANSWERED	8.2	4.1	23.1	0.0	3.2	0.0	8.8	5.5	8.7	10.6	6.1	7.3	7 1	7.9	6.2	5.7
MISSING	1.4	2.0	2.9	0.0	10.3	6.4	1.7	1.0	2.1	2.1	1.3	1.4	2.1	1.9	0.7	0.3
N/A	8.1	6.7	0.0	11 2	11.7	9.5	7.3	8.9	4.9	8.1	7.7	7.6	8.6	8.9	5.9	5.0
VALID SKIP	58.2	65.9	0.0	88 8	62.5	59.3	55.2	66.6	55.6	40.6	66.9	61.0	55.2	54.3	70.2	68.3
TOTAL PERCENT	100.0	100.0	100.0	100.0	100.0	100.0	100.0	100.0	100.0	100.0	100.0	100.0	100.0	100.0	100.0	100.0

N (Weighted)	A:66045	18938	B:25985	53560	5438	C:1652	43108	34892	5331	D:22534	62449	E:69892	15091	F:52281	25880	5088
N (Unwtd)	A:1355	427	B:569	1090	123	C:30	823	739	190	D:489	1293	E:1464	318	F:1105	539	102
Nmiss (Wtd)	A:N/A		B:N/A			C:N/A				D:N/A		E:N/A		F:1734		
Nmiss(Unwtd)	A:N/A		B:N/A			C:N/A				D:N/A		E:N/A		F:36		

Gender was determined from Q92. Educational status was determined from Q95.
Married = "Married for the first time" and "Remarried;" Not Married = "Single, never married;" and Other = "Legally separated," "Divorced" and "Widowed" (Q97).
Prior service = Respondents who served on active duty in any U.S. military component (Q5). No prior service = All others.
Duty-qualified = Respondents who were awarded the MOS for their current duty position (Q28). Not duty-qualified = All others.
Stay in USAR="Stay to retire"/"Stay beyond oblig.;" Leave at End="Leave after oblig.;" Leave Prior="Leave prior to oblig" (Q84).

1989 Survey of USAR TPU Soldiers
Junior Enlisted Stayers Tabulation Volume

Q24C PREV SPOUSE:SCHEDULED ACTIVITY TIME

	A1 MALE	A2 FEMALE	B1 MARRI-ED	B2 NOT MARRI-ED	B3 OTHER	C1 <THAN HI SCH	C2 HIGH SCHOOL	C3 <THAN COLL	C4 BACH & UP	D1 PRIOR SRV	D2 NO PRIOR SRV	E1 DUTY QUAL	E2 NOT DUTY QUAL	F1 STAY IN USAR	F2 LEAVE AT END	F3 LEAVE PRIOR
0:NOT ANSWERED	26.6	19.1	78.3	0.0	14.5	21.6	29.4	18.6	30.9	39.5	19.6	24.2	27.9	27.9	18.7	23.8
1:ANSWERED	5.7	6.3	18.8	0.0	1.0	3.2	6.5	5.0	6.6	9.7	4.4	5.7	6.1	7.0	4.4	2.7
MISSING	1.4	2.0	2.9	0.0	10.3	6.4	1.7	1.0	2.1	2.1	1.3	1.4	2.1	1.9	0.7	0.3
N/A	8.1	6.7	0.0	11.2	11.7	9.5	7.3	8.9	4.9	8.1	7.7	7.6	8.6	8.9	5.9	5.0
VALID SKIP	58.2	65.9	0.0	88.8	62.5	59.3	55.2	66.6	55.6	40.6	66.9	61.0	55.2	54.3	70.2	68.3
TOTAL PERCENT	100.0	100.0	100.0	100.0	100.0	100.0	100.0	100.0	100.0	100.0	100.0	100.0	100.0	100.0	100.0	100.0

N (Weighted)	A:66045	18938	B:25985	53560	5438	C:1652	43108	34892	5331	D:22534	62449	E:69892	15091	F:52281	25880	5088
N (Unwtd)	A:1355	427	B:569	1090	123	C:30	823	739	190	D:489	1293	E:1464	318	F:1105	539	102
Nmiss (Wtd)	A:N/A		B:N/A			C:N/A				D:N/A		E:N/A		F:1734		
Nmiss(Unwtd)	A:N/A		B:N/A			C:N/A				D:N/A		E:N/A		F:36		

Gender was determined from Q92. Educational status was determined from Q95.
Married = "Married for the first time" and "Remarried;" Not Married = "Single, never married;" and Other = "Legally separated," "Divorced" and "Widowed" (Q97).
Prior service = Respondents who served on active duty in any U.S. military component (Q5). No prior service = All others.
Duty-qualified = Respondents who were awarded the MOS for their current duty position (Q28). Not duty-qualified = All others.
Stay in USAR="Stay to retire"/"Stay beyond oblig.;" Leave at End="Leave after oblig.;" Leave Prior="Leave prior to oblig" (Q84).

1989 Survey of USAR TPU Soldiers
Junior Enlisted Stayers Tabulation Volume

Q24D PREV SPOUSE:LACK OF CHILD CARE

	A1 MALE	A2 FEMALE	B1 MARRI-ED	B2 NOT MARRI-ED	B3 OTHER	C1 <THAN HI SCH	C2 HIGH SCHOOL	C3 <THAN COLL	C4 BACH & UP	D1 PRIOR SRV	D2 NO PRIOR SRV	E1 DUTY QUAL	E2 NOT DUTY QUAL	F1 STAY IN USAR	F2 LEAVE AT END	F3 LEAVE PRIOR
0:NOT ANSWERED	25.8	22.1	78.5	0.0	14.7	15.2	29.3	19.3	30.3	40.7	19.3	24.4	27.3	28.4	18.7	21.9
1:ANSWERED	6.4	3.2	18.6	0.0	0.8	9.6	6.6	4.3	7.2	8.5	4.7	5.5	6.8	6.5	4.5	4.5
MISSING	1.4	2.0	2.9	0.0	10.3	6.4	1.7	1.0	2.1	2.1	1.3	1.4	2.1	1.9	0.7	0.3
N/A	8.1	6.7	0.0	11.2	11.7	9.5	7.3	8.9	4.9	8.1	7.7	7.6	8.6	8.9	5.9	5.0
VALID SKIP	58.2	65.9	0.0	88.8	62.5	59.3	55.2	66.6	55.6	40.6	66.9	61.0	55.2	54.3	70.2	68.3
TOTAL PERCENT	100.0	100.0	100.0	100.0	100.0	100.0	100.0	100.0	100.0	100.0	100.0	100.0	100.0	100.0	100.0	100.0

N (Weighted)	A:66045	18938	B:25985	53560	5438	C:1652	43108	34892	5331	D:22534	62449	E:69892	15091	F:52281	25880	5088
N (Unwtd)	A:1355	427	B:569	1090	123	C:30	823	739	190	D:489	1293	E:1464	318	F:1105	539	102
Nmiss (Wtd)	A:N/A		B:N/A			C:N/A				D:N/A		E:N/A		F:1734		
Nmiss(Unwtd)	A:N/A		B:N/A			C:N/A				D:N/A		E:N/A		F:36		

Gender was determined from Q92. Educational status was determined from Q95.
Married = "Married for the first time" and "Remarried;" Not Married = "Single, never married;" and Other = "Legally separated," "Divorced" and "Widowed" (Q97).
Prior service = Respondents who served on active duty in any U.S. military component (Q5). No prior service = All others.
Duty-qualified = Respondents who were awarded the MOS for their current duty position (Q28). Not duty-qualified = All others.
Stay in USAR="Stay to retire"/"Stay beyond oblig.;" Leave at End="Leave after oblig.;" Leave Prior="Leave prior to oblig" (Q84).

1989 Survey of USAR TPU Soldiers
Junior Enlisted Stayers Tabulation Volume

Q24E PREV SPOUSE:NOT INTERESTED

	A1 MALE	A2 FEMALE	B1 MARRI-ED	B2 NOT MARRI-ED	B3 OTHER	C1 <THAN HI SCH	C2 HIGH SCHOOL	C3 <THAN COLL	C4 BACH & UP	D1 PRIOR SRV	D2 NO PRIOR SRV	E1 DUTY QUAL	E2 NOT DUTY QUAL	F1 STAY IN USAR	F2 LEAVE AT END	F3 LEAVE PRIOR
0:NOT ANSWERED	24.4	17.5	73.0	0.0	8.6	24.8	26.8	16.9	29.6	37.5	17.6	22.3	25.5	27.8	14.6	16.9
1:ANSWERED	7.8	7.8	24.1	0.0	6.9	0.0	9.1	6.6	7.9	11.7	6.4	7.7	8.5	7.1	8.6	9.6
MISSING	1.4	2.0	2.9	0.0	10.3	6.4	1.7	1.0	2.1	2.1	1.3	1.4	2.1	1.9	0.7	0.3
N/A	8.1	6.7	0.0	11.2	11.7	9.5	7.3	8.9	4.9	8.1	7.7	7.6	8.6	8.9	5.9	5.0
VALID SKIP	58.2	65.9	0.0	88.8	62.5	59.3	55.2	66.6	55.6	40.6	66.9	61.0	55.2	54.3	70.2	68.3
TOTAL PERCENT	100.0	100.0	100.0	100.0	100.0	100.0	100.0	100.0	100.0	100.0	100.0	100.0	100.0	100.0	100.0	100.0

N (Weighted)	A:66045	18938	B:25985	53560	5438	C:1652	43108	34892	5331	D:22534	62449	E:69892	15091	F:52281	25880	5088
N (Unwtd)	A:1355	427	B:569	1090	123	C:30	823	739	190	D:489	1293	E:1464	318	F:1105	539	102
Nmiss (Wtd)	A:N/A		B:N/A			C:N/A				D:N/A		E:N/A		F:1734		
Nmiss(Unwtd)	A:N/A		B:N/A			C:N/A				D:N/A		E:N/A		F:36		

Gender was determined from Q92. Educational status was determined from Q95.
Married = "Married for the first time" and "Remarried;" Not Married = "Single, never married;" and Other = "Legally separated," "Divorced" and "Widowed" (Q97).
Prior service = Respondents who served on active duty in any U.S. military component (Q5). No prior service = All others.
Duty-qualified = Respondents who were awarded the MOS for their current duty position (Q28). Not duty-qualified = All others.
Stay in USAR="Stay to retire"/"Stay beyond oblig.;" Leave at End="Leave after oblig.;" Leave Prior="Leave prior to oblig" (Q84).

1989 Survey of USAR TPU Soldiers
Junior Enlisted Stayers Tabulation Volume

Q24F PREV SPOUSE:NO FAMILY ACTIVITIES

	A1 MALE	A2 FEMALE	B1 MARRI-ED	B2 NOT MARRI-ED	B3 OTHER	C1 <THAN HI SCH	C2 HIGH SCHOOL	C3 <THAN COLL	C4 BACH & UP	D1 PRIOR SRV	D2 NO PRIOR SRV	E1 DUTY QUAL	E2 NOT DUTY QUAL	F1 STAY IN USAR	F2 LEAVE AT END	F3 LEAVE PRIOR
0:NOT ANSWERED	26.3	18.8	77.7	0.0	13.3	17.3	30.0	17.3	31.2	38.1	19.8	23.9	27.8	28.1	18.7	17.8
1:ANSWERED	5.9	6.5	19.4	0.0	2.2	7.5	5.8	6.3	6.3	11.1	4.2	6.0	6.2	6.7	4.4	8.6
MISSING	1.4	2.0	2.9	0.0	10.3	6.4	1.7	1.0	2.1	2.1	1.3	1.4	2.1	1.9	0.7	0.3
N/A	8.1	6.7	0.0	11.2	11.7	9.5	7.3	8.9	4.9	8.1	7.7	7.6	8.6	8.9	5.9	5.0
VALID SKIP	58.2	65.9	0.0	88.8	62.5	59.3	55.2	66.6	55.6	40.6	66.9	61.0	55.2	54.3	70.2	68.3
TOTAL PERCENT	100.0	100.0	100.0	100.0	100.0	100.0	100.0	100.0	100.0	100.0	100.0	100.0	100.0	100.0	100.0	100.0

N (Weighted)	A:66045	18938	B:25985	53560	5438	C:1652	43108	34892	5331	D:22534	62449	E:69892	15091	F:52281	25880	5088
N (Unwtd)	A:1355	427	B:569	1090	123	C:30	823	739	190	D:489	1293	E:1464	318	F:1105	539	102
Nmiss (Wtd)	A:N/A		B:N/A			C:N/A				D:N/A		E:N/A		F:1734		
Nmiss(Unwtd)	A:N/A		B:N/A			C:N/A				D:N/A		E:N/A		F:36		

Gender was determined from Q92. Educational status was determined from Q95.
Married = "Married for the first time" and "Remarried;" Not Married = "Single, never married;" and Other = "Legally separated," "Divorced" and "Widowed" (Q97).
Prior service = Respondents who served on active duty in any U.S. military component (Q5). No prior service = All others.
Duty-qualified = Respondents who were awarded the MOS for their current duty position (Q28). Not duty-qualified = All others.
Stay in USAR="Stay to retire"/"Stay beyond oblig.;" Leave at End="Leave after oblig.;" Leave Prior="Leave prior to oblig" (Q84).

1989 Survey of USAR TPU Soldiers
Junior Enlisted Stayers Tabulation Volume

Q24G PREV SPOUSE:NONE/SPOUSE ATTENDS

	A1 MALE	A2 FEMALE	B1 MARRI-ED	B2 NOT MARRI-ED	B3 OTHER	C1 <THAN HI SCH	C2 HIGH SCHOOL	C3 <THAN COLL	C4 BACH & UP	D1 PRIOR SRV	D2 NO PRIOR SRV	E1 DUTY QUAL	E2 NOT DUTY QUAL	F1 STAY IN USAR	F2 LEAVE AT END	F3 LEAVE PRIOR
0:NOT ANSWERED	25.4	19.6	76.2	0.0	12.6	17.1	27.5	19.3	29.8	40.0	18.3	23.3	27.6	27.0	18.6	22.0
1:ANSWERED	6.8	5.7	21.0	0.0	3.0	7.7	8.3	4.2	7.7	9.2	5.7	6.6	6.5	7.8	4.5	4.4
MISSING	1.4	2.0	2.9	0.0	10.3	6.4	1.7	1.0	2.1	2.1	1.3	1.4	2.1	1.9	0.7	0.3
N/A	8.1	6.7	0.0	11.2	11.7	9.5	7.3	8.9	4.9	8.1	7.7	7.6	8.6	8.9	5.9	5.0
VALID SKIP	58.2	65.9	0.0	88.8	62.5	59.3	55.2	66.6	55.6	40.6	66.9	61.0	55.2	54.3	70.2	68.3
TOTAL PERCENT	100.0	100.0	100.0	100.0	100.0	100.0	100.0	100.0	100.0	100.0	100.0	100.0	100.0	100.0	100.0	100.0

N (Weighted)	A:66045	18938	B:25985	53560	5438	C:1652	43108	34892	5331	D:22534	62449	E:69892	15091	F:52281	25880	5088
N (Unwtd)	A:1355	427	B:569	1090	123	C:30	823	739	190	D:489	1293	E:1464	318	F:1105	539	102
Nmiss (Wtd)	A:N/A		B:N/A			C:N/A				D:N/A		E:N/A		F:1734		
Nmiss(Unwtd)	A:N/A		B:N/A			C:N/A				D:N/A		E:N/A		F:36		

Gender was determined from Q92. Educational status was determined from Q95.
Married = "Married for the first time" and "Remarried;" Not Married = "Single, never married;" and Other = "Legally separated," "Divorced" and "Widowed" (Q97).
Prior service = Respondents who served on active duty in any U.S. military component (Q5). No prior service = All others.
Duty-qualified = Respondents who were awarded the MOS for their current duty position (Q28). Not duty-qualified = All others.
Stay in USAR="Stay to retire"/"Stay beyond oblig.;" Leave at End="Leave after oblig.;" Leave Prior="Leave prior to oblig" (Q84).

1989 Survey of USAR TPU Soldiers
Junior Enlisted Stayers Tabulation Volume

Q25 ATTITUDE OF SPOUSE RE:USAR PARTICIPN

	A1 MALE	A2 FEMALE	B1 MARRI-ED	B2 NOT MARRI-ED	B3 OTHER	C1 <THAN HI SCH	C2 HIGH SCHOOL	C3 <THAN COLL	C4 BACH & UP	D1 PRIOR SRV	D2 NO PRIOR SRV	E1 DUTY QUAL	E2 NOT DUTY QUAL	F1 STAY IN USAR	F2 LEAVE AT END	F3 LEAVE PRIOR
1:EXTREMELY FAV	7.4	6.8	23.4	0.0	2.0	4.5	8.8	5.8	5.7	12.9	5.3	6.5	10.8	10.4	2.2	1.2
2:VERY FAVORABLE	8.5	6.4	25.4	0.0	4.5	6.2	9.5	5.8	11.0	11.9	6.7	7.8	9.1	10.6	3.1	8.3
3:SOMEWHAT FAV	12.3	7.7	35.4	0.0	6.3	9.6	13.0	8.4	16.4	19.2	8.4	11.3	11.2	11.2	11.9	7.7
4:NOT VERY FAV	2.9	3.1	9.4	0.0	0.9	0.0	3.3	2.3	4.4	4.2	2.5	3.4	0.8	1.7	4.9	5.3
5:NOT AT ALL FAV	1.0	1.5	3.1	0.0	1.8	0.0	1.2	1.1	0.3	0.9	1.1	0.9	2.1	1.0	1.1	2.5
MISSING	1.6	1.9	3.3	0.0	10.3	10.9	1.8	1.1	1.8	2.1	1.5	1.5	2.2	2.0	0.7	1.8
N/A	7.5	6.3	0.0	10.4	10.8	6.4	6.9	8.3	4.1	8.0	7.0	7.0	8.6	8.2	5.8	5.0
VALID SKIP	58.8	66.4	0.0	89.6	63.4	62.5	55.6	67.2	56.3	40.7	67.6	61.7	55.2	54.9	70.4	68.3
TOTAL PERCENT	100.0	100.0	100.0	100.0	100.0	100.0	100.0	100.0	100.0	100.0	100.0	100.0	100.0	100.0	100.0	100.0

N (Weighted)	A:66045	18938	B:25985	53560	5438	C:1652	43108	34892	5331	D:22534	62449	E:69892	15091	F:52281	25880	5088
N (Unwtd)	A:1355	427	B:569	1090	123	C:30	823	739	190	D:489	1293	E:1464	318	F:1105	539	102
Nmiss (Wtd)	A:N/A		B:N/A			C:N/A				D:N/A		E:N/A		F:1734		
Nmiss(Unwtd)	A:N/A		B:N/A			C:N/A				D:N/A		E:N/A		F:36		

Gender was determined from Q92. Educational status was determined from Q95.
Married = "Married for the first time" and "Remarried;" Not Married = "Single, never married;" and Other = "Legally separated," "Divorced" and "Widowed" (Q97).
Prior service = Respondents who served on active duty in any U.S. military component (Q5). No prior service = All others.
Duty-qualified = Respondents who were awarded the MOS for their current duty position (Q28). Not duty-qualified = All others.
Stay in USAR="Stay to retire"/"Stay beyond oblig.;" Leave at End="Leave after oblig.;" Leave Prior="Leave prior to oblig" (Q84).

1989 Survey of USAR TPU Soldiers
Junior Enlisted Stayers Tabulation Volume

Q26 AGREEMT W/SPOUSE:USAR CAREER PLANS

	A1 MALE	A2 FEMALE	B1 MARRI-ED	B2 NOT MARRI-ED	B3 OTHER	C1 <THAN HI SCH	C2 HIGH SCHOOL	C3 <THAN COLL	C4 BACH & UP	D1 PRIOR SRV	D2 NO PRIOR SRV	E1 DUTY QUAL	E2 NOT DUTY QUAL	F1 STAY IN USAR	F2 LEAVE AT END	F3 LEAVE PRIOR
1:COMPLETELY	9.1	5.2	26.7	0.0	1.1	4.5	9.4	6.4	11.8	12.7	6.6	8.1	8.8	10.8	3.6	5.3
2:VERY MUCH	9.1	7.0	27.5	0.0	3.5	6.2	9.6	7.5	9.6	14.2	6.6	7.7	13.2	10.6	5.2	6.2
3:SOMEWHAT	10.1	9.3	30.8	0.0	8.2	14.1	12.1	6.7	12.2	16.5	7.6	10.5	7.4	10.1	9.7	9.4
4:NOT MUCH	2.6	2.3	8.3	0.0	0.0	0.0	2.9	2.1	3.2	4.5	1.9	2.4	3.2	2.0	3.5	4.1
5:NOT AT ALL	0.9	1.7	3.0	0.0	2.7	0.0	1.4	0.8	0.9	1.3	1.0	1.0	1.4	1.1	1.1	1.5
MISSING	1.6	1.9	3.3	0.0	10.3	6.4	2.0	1.0	1.8	2.1	1.5	1.6	2.1	2.2	0.7	0.3
MULTIPLE RESP	0.1	0.0	0.2	0.0	0.0	0.0	0.1	0.0	0.0	0.0	0.1	0.1	0.0	0.1	0.0	0.0
N/A	7.4	6.2	0.0	10.4	8.6	9.5	6.6	8.2	3.2	7.8	6.9	6.9	8.3	8.0	5.8	4.0
VALID SKIP	59.0	66.4	0.0	89.6	65.6	59.3	55.8	67.2	57.2	40.9	67.8	61.8	55.5	55.2	70.4	69.2
TOTAL PERCENT	100.0	100.0	100.0	100.0	100.0	100.0	100.0	100.0	100.0	100.0	100.0	100.0	100.0	100.0	100.0	100.0

N (Weighted)	A:66045	18938	B:25985	53560	5438	C:1652	43108	34892	5331	D:22534	62449	E:69892	15091	F:52281	25880	5088
N (Unwtd)	A:1355	427	B:569	1090	123	C:30	823	739	190	D:489	1293	E:1464	318	F:1105	539	102
Nmiss (Wtd)	A:N/A		B:N/A			C:N/A				D:N/A		E:N/A		F:1734		
Nmiss(Unwtd)	A:N/A		B:N/A			C:N/A				D:N/A		E:N/A		F:36		

Gender was determined from Q92. Educational status was determined from Q95.
Married = "Married for the first time" and "Remarried;" Not Married = "Single, never married;" and Other = "Legally separated," "Divorced" and "Widowed" (Q97).
Prior service = Respondents who served on active duty in any U.S. military component (Q5). No prior service = All others.
Duty-qualified = Respondents who were awarded the MOS for their current duty position (Q28). Not duty-qualified = All others.
Stay in USAR="Stay to retire"/"Stay beyond oblig.;" Leave at End="Leave after oblig.;" Leave Prior="Leave prior to oblig" (Q84).

1989 Survey of USAR TPU Soldiers
Junior Enlisted Stayers Tabulation Volume

Q27 SATIS:OPPTY USE MIL SKILLS-WKND DRIL

	A1 MALE	A2 FEMALE	B1 MARRI-ED	B2 NOT MARRI-ED	B3 OTHER	C1 <THAN HI SCH	C2 HIGH SCHOOL	C3 <THAN COLL	C4 BACH & UP	D1 PRIOR SRV	D2 NO PRIOR SRV	E1 DUTY QUAL	E2 NOT DUTY QUAL	F1 STAY IN USAR	F2 LEAVE AT END	F3 LEAVE PRIOR
1:VERY SATISFIED	9.0	8.9	11.8	7.1	13.3	14.7	11.1	6.1	8.1	11.8	7.9	8.4	11.5	11.9	3.7	4.0
2:SATISFIED	30.4	25.7	31.6	28.7	25.9	24.2	30.5	28.9	24.5	30.8	28.9	29.5	28.8	32.3	26.0	20.8
3:NEUTRAL	26.2	30.2	23.3	28.7	29.5	25.8	28.6	25.8	23.5	24.9	27.9	27.5	25.2	25.2	31.5	23.8
4:DISSATISFIED	20.2	20.0	20.6	19.8	21.8	6.6	16.6	23.9	28.3	20.6	20.0	20.3	19.5	19.3	22.2	20.3
5:VERY DISSATIS	12.7	14.7	11.8	14.3	8.2	17.9	11.7	14.6	13.7	9.9	14.3	13.1	13.2	9.9	16.2	28.9
MISSING	1.5	0.6	1.1	1.4	1.3	10.9	1.4	0.6	1.9	2.0	1.0	1.2	1.8	1.3	0.4	2.3
MULTIPLE RESP	0.1	0.0	0.0	0.1	0.0	0.0	0.0	0.1	0.0	0.0	0.1	0.1	0.0	0.1	0.0	0.0
TOTAL PERCENT	100.0	100.0	100.0	100.0	100.0	100.0	100.0	100.0	100.0	100.0	100.0	100.0	100.0	100.0	100.0	100.0

N (Weighted)	A:66045	18938	B:25985	53560	5438	C:1652	43108	34892	5331	D:22534	62449	E:69892	15091	F:52281	25880	5088
N (Unwtd)	A:1355	427	B:569	1090	123	C:30	823	739	190	D:489	1293	E:1464	318	F:1105	539	102
Nmiss (Wtd)	A:N/A		B:N/A			C:N/A				D:N/A		E:N/A		F:1734		
Nmiss(Unwtd)	A:N/A		B:N/A			C:N/A				D:N/A		E:N/A		F:36		

Gender was determined from Q92. Educational status was determined from Q95.
Married = "Married for the first time" and "Remarried;" Not Married = "Single, never married;" and Other = "Legally separated," "Divorced" and "Widowed" (Q97).
Prior service = Respondents who served on active duty in any U.S. military component (Q5). No prior service = All others.
Duty-qualified = Respondents who were awarded the MOS for their current duty position (Q28). Not duty-qualified = All others.
Stay in USAR="Stay to retire"/"Stay beyond oblig.;" Leave at End="Leave after oblig.;" Leave Prior="Leave prior to oblig" (Q84).

1989 Survey of USAR TPU Soldiers
Junior Enlisted Stayers Tabulation Volume

Q28 AWARDED MOS OR AOC FOR DUTY POSITION

	A1 MALE	A2 FEMALE	B1 MARRI-ED	B2 NOT MARRI-ED	B3 OTHER	C1 <THAN HI SCH	C2 HIGH SCHOOL	C3 <THAN COLL	C4 BACH & UP	D1 PRIOR SRV	D2 NO PRIOR SRV	E1 DUTY QUAL	E2 NOT DUTY QUAL	F1 STAY IN USAR	F2 LEAVE AT END	F3 LEAVE PRIOR
0:NO	17.6	18.2	19.7	16.2	23.8	9.5	21.0	14.1	18.1	23.5	15.7	0.0	100.0	19.0	15.3	18.9
1:YES	82.4	81.8	80.3	83.8	76.2	90.5	79.0	85.9	81.9	76.5	84.3	100.0	0.0	81.0	84.7	81.1
TOTAL PERCENT	100.0	100.0	100.0	100.0	100.0	100.0	100.0	100.0	100.0	100.0	100.0	100.0	100.0	100.0	100.0	100.0

N (Weighted)	A:66045	18938	B:25985	53560	5438	C:[illegible]652	43108	34892	5331	D:22534	62449	E:69892	15091	F:52281	25880	5088
N (Unwtd)	A:1355	427	B:569	1090	123	C:[illegible]30	823	739	190	D:489	1293	E:1464	318	F:1105	539	102
Nmiss (Wtd)	A:N/A		B:N/A			C:N/A				D:N/A		E:N/A		F:1734		
Nmiss(Unwtd)	A:N/A		B:N/A			C:N/A				D:N/A		E:N/A		F:36		

Gender was determined from Q92. Educational status was determined from Q95.
Married = "Married for the first time" and "Remarried;" Not Married = "Single, never married;" and Other = "Legally separated," "Divorced" and "Widowed" (Q97).
Prior service = Respondents who served on active duty in any U.S. military component (Q5). No prior service = All others.
Duty-qualified = Respondents who were awarded the MOS for their current duty position (Q28). Not duty-qualified = All others.
Stay in USAR="Stay to retire"/"Stay beyond oblig.;" Leave at End="Leave after oblig.;" Leave Prior="Leave prior to oblig" (Q84).

1989 Survey of USAR TPU Soldiers
Junior Enlisted Stayers Tabulation Volume

Q29A TRNG FOR MOS/AOC:CORRESPNDNCE CRSES

	A1 MALE	A2 FEMALE	B1 MARRI-ED	B2 NOT MARRI-ED	B3 OTHER	C1 <THAN HI SCH	C2 HIGH SCHOOL	C3 <THAN COLL	C4 BACH & UP	D1 PRIOR SRV	D2 NO PRIOR SRV	E1 DUTY QUAL	E2 NOT DUTY QUAL	F1 STAY IN USAR	F2 LEAVE AT END	F3 LEAVE PRIOR
0:NOT ANSWERED	12.0	11.2	12.6	11.5	11.8	9.5	13.2	9.6	15.9	15.0	10.7	0.0	66.6	11.9	11.3	14.6
1:ANSWERED	2.3	3.9	3.8	1.8	5.7	0.0	3.2	2.2	1.8	3.9	2.2	0.0	15.0	3.4	1.6	0.9
MISSING	3.3	3.1	3.2	3.0	6.3	0.0	4.5	2.3	0.3	4.7	2.8	0.0	18.4	3.7	2.4	3.3
N/A	8.3	7.7	9.8	6.9	12.8	12.9	8.1	8.1	7.1	13.4	6.2	9.9	0.0	8.7	7.2	6.3
VALID SKIP	74.1	74.1	70.5	76.9	63.4	77.5	70.9	77.7	74.8	63.0	78.1	90.1	0.0	72.3	77.5	74.8
TOTAL PERCENT	100.0	100.0	100.0	100.0	100.0	100.0	100.0	100.0	100.0	100.0	100.0	100.0	100.0	100.0	100.0	100.0

N (Weighted)	A:66045	18938	B:25985	53560	5438	C:1652	43108	34892	5331	D:22534	62449	E:69892	15091	F:52281	25880	5088
N (Unwtd)	A:1355	427	B:569	1090	123	C:30	823	739	190	D:489	1293	E:1464	318	F:1105	539	102
Nmiss (Wtd)	A:N/A		B:N/A			C:N/A				D:N/A		E:N/A		F:1734		
Nmiss(Unwtd)	A:N/A		B:N/A			C:N/A				D:N/A		E:N/A		F:36		

Gender was determined from Q92. Educational status was determined from Q95.
Married = "Married for the first time" and "Remarried;" Not Married = "Single, never married;" and Other = "Legally separated," "Divorced" and "Widowed" (Q97).
Prior service = Respondents who served on active duty in any U.S. military component (Q5). No prior service = All others.
Duty-qualified = Respondents who were awarded the MOS for their current duty position (Q28). Not duty-qualified = All others.
Stay in USAR="Stay to retire"/"Stay beyond oblig.;" Leave at End="Leave after oblig.;" Leave Prior="Leave prior to oblig" (Q84).

1989 Survey of USAR TPU Soldiers
Junior Enlisted S:ayers Tabulation Volume

Q29B TRNG FOR MOS/AOC:IN-RESIDENT COURSE

	A1 MALE	A2 FEMALE	B1 MARRI-ED	B2 NOT MARRI-ED	B3 OTHER	C1 <THAN HI SCH	C2 HIGH SCHOOL	C3 <THAN COLL	C4 BACH & UP	D1 PRIOR SRV	D2 NO PRIOR SRV	E1 DUTY QUAL	E2 NOT DUTY QUAL	F1 STAY IN USAR	F2 LEAVE AT END	F3 LEAVE PRIOR
0:NOT ANSWERED	12.8	13.8	15.1	11.8	15.4	9.5	15.1	10.3	15.6	16.6	11.8	0.0	73.5	13.8	12.0	13.6
1:ANSWERED	1.5	1.2	1.3	1.4	2.1	0.0	1.3	1.5	2.2	2.3	1.1	0.0	8.1	1.5	1.0	2.0
MISSING	3.3	3.1	3.2	3.0	6.3	0.0	4.5	2.3	0.3	4.7	2.8	0.0	18.4	3.7	2.4	3.3
N/A	8.3	7.7	9.8	6.9	12.8	12.9	8.1	8.1	7.1	13.4	6.2	9.9	0.0	8.7	7.2	6.3
VALID SKIP	74.1	74.1	70.5	76.9	63.4	77.5	70.9	77.7	74.8	63.0	78.1	90.1	0.0	72.3	77.5	74.8
TOTAL PERCENT	100.0	100.0	100.0	100.0	100.0	100.0	100.0	100.0	100.0	100.0	100.0	100.0	100.0	100.0	100.0	100.0

N (Weighted)	A:66045	18938	B:25985	53560	5438	C:1652	43108	34892	5331	D:22534	62449	E:69892	15091	F:52281	25880	5088
N (Unwtd)	A:1355	427	B:569	1090	123	C:30	823	739	190	D:489	1293	E:1464	318	F:1105	539	102
Nmiss (Wtd)	A:N/A		B:N/A			C:N/A				D:N/A		E:N/A		F:1734		
Nmiss(Unwtd)	A:N/A		B:N/A			C:N/A				D:N/A		E:N/A		F:36		

Gender was determined from Q92. Educational status was determined from Q95.
Married = "Married for the first time" and "Remarried;" Not Married = "Single, never married;" and Other = "Legally separated," "Divorced" and "Widowed" (Q97).
Prior service = Respondents who served on active duty in any U.S. military component (Q5). No prior service = All others.
Duty-qualified = Respondents who were awarded the MOS for their current duty position (Q28). Not duty-qualified = All others.
Stay in USAR="Stay to retire"/"Stay beyond oblig.;" Leave at End="Leave after oblig.;" Leave Prior="Leave prior to oblig" (Q84).

1989 Survey of USAR TPU Soldiers
Junior Enlisted Stayers Tabulation Volume

Q29C TRNG FOR MOS/AOC:ON-THE-JOB TRNG

	A1 MALE	A2 FEMALE	B1 MARRI-ED	B2 NOT MARRI-ED	B3 OTHER	C1 <THAN HI SCH	C2 HIGH SCHOOL	C3 <THAN COLL	C4 BACH & UP	D1 PRIOR SRV	D2 NO PRIOR SRV	E1 DUTY QUAL	E2 NOT DUTY QUAL	F1 STAY IN USAR	F2 LEAVE AT END	F3 LEAVE PRIOR
0:NOT ANSWERED	11.2	13.5	12.0	11.2	15.3	0.0	13.7	9.4	14.4	13.6	11.0	0.0	65.9	11.9	11.3	13.5
1:ANSWERED	3.1	1.5	4.4	2.1	2.2	9.5	2.8	2.4	3.4	5.2	1.9	0.0	15.7	3.4	1.6	2.0
MISSING	3.3	3.1	3.2	3.0	6.3	0.0	4.5	2.3	0.3	4.7	2.8	0.0	18.4	3.7	2.4	3.3
N/A	8.3	7.7	9.8	6.9	12.8	12.9	8.1	8.1	7.1	13.4	6.2	9.9	0.0	8.7	7.2	6.3
VALID SKIP	74.1	74.1	70.5	76.9	63.4	77.5	70.9	77.7	74.8	63.0	78.1	90.1	0.0	72.3	77.5	74.8
TOTAL PERCENT	100.0	100.0	100.0	100.0	100.0	100.0	100.0	100.0	100.0	100.0	100.0	100.0	100.0	100.0	100.0	100.0

N (Weighted)	A:66045	18938	B:25985	53560	5438	C:1652	43108	34892	5331	D:22534	62449	E:69892	15091	F:52281	25880	5088
N (Unwtd)	A:1355	427	B:569	1090	123	C:30	823	739	190	D:489	1293	E:1464	318	F:1105	539	102
Nmiss (Wtd)	A:N/A		B:N/A			C:N/A				D:N/A		E:N/A		F:1734		
Nmiss(Unwtd)	A:N/A		B:N/A			C:N/A				D:N/A		E:N/A		F:36		

Gender was determined from Q92. Educational status was determined from Q95.
Married = "Married for the first time" and "Remarried;" Not Married = "Single, never married;" and Other = "Legally separated," "Divorced" and "Widowed" (Q97).
Prior service = Respondents who served on active duty in any U.S. military component (Q5). No prior service = All others.
Duty-qualified = Respondents who were awarded the MOS for their current duty position (Q28). Not duty-qualified = All others.
Stay in USAR="Stay to retire"/"Stay beyond oblig.;" Leave at End="Leave after oblig.;" Leave Prior="Leave prior to oblig" (Q84).

Q29D TRNG FOR MOS/AOC:NONE

	A1 MALE	A2 FEMALE	B1 MARRI-ED	B2 NOT MARRI-ED	B3 OTHER	C1 <THAN HI SCH	C2 HIGH SCHOOL	C3 <THAN COLL	C4 BACH & UP	D1 PRIOR SRV	D2 NO PRIOR SRV	E1 DUTY QUAL	E2 NOT DUTY QUAL	F1 STAY IN USAR	F2 LEAVE AT END	F3 LEAVE PRIOR
O:NOT ANSWERED	7.9	8.9	10.7	6.5	11.5	9.5	8.1	7.3	12.7	12.6	6.5	0.0	45.6	10.0	4.4	7.2
1:ANSWERED	6.5	6.1	5.7	6.8	5.9	0.0	8.3	4.5	5.1	6.2	6.5	0.0	36.0	5.3	8.5	8.4
MISSING	3.3	3.1	3.2	3.0	6.3	0.0	4.5	2.3	0.3	4.7	2.8	0.0	18.4	3.7	2.4	3.3
N/A	8.3	7.7	9.8	6.9	12.8	12.9	8.1	8.1	7.1	13.4	6.2	9.9	0.0	8.7	7.2	6.3
VALID SKIP	74.1	74.1	70.5	76.9	63.4	77.5	70.9	77.7	74.8	63.0	78.1	90.1	0.0	72.3	77.5	74.8
TOTAL PERCENT	100.0	100.0	100.0	100.0	100.0	100.0	100.0	100.0	100.0	100.0	100.0	100.0	100.0	100.0	100.0	100.0

N (Weighted)	A:66045	18938	B:25985	53560	5438	C:1652	43108	34892	5331	D:22534	62449	E:69892	15091	F:52281	25880	5088
N (Unwtd)	A:1355	427	B:569	1090	123	C:30	823	739	190	D:489	1293	E:1464	318	F:1105	539	102
Nmiss (Wtd)	A:N/A		B:N/A			C:N/A				D:N/A		E:N/A		F:1734		
Nmiss(Unwtd)	A:N/A		B:N/A			C:N/A				D:N/A		E:N/A		F:36		

Gender was determined from Q92. Educational status was determined from Q95.
Married = "Married for the first time" and "Remarried;" Not Married = "Single, never married;" and Other = "Legally separated," "Divorced" and "Widowed" (Q97).
Prior service = Respondents who served on active duty in any U.S. military component (Q5). No prior service = All others.
Duty-qualified = Respondents who were awarded the MOS for their current duty position (Q28). Not duty-qualified = All others.
Stay in USAR="Stay to retire"/"Stay be,cnd oblig.;" Leave at End="Leave after oblig.;" Leave Prior="Leave prior to oblig" (Q84).

1989 Survey of USAR TPU Soldiers
Junior Enlisted Stayers Tabulation Volume

Q29E TRNG FOR MOS/AOC:OTHER

	A1 MALE	A2 FEMALE	B1 MARRI-ED	B2 NOT MARRI-ED	B3 OTHER	C1 <THAN HI SCH	C2 HIGH SCHOOL	C3 <THAN COLL	C4 BACH & UP	D1 PRIOR SRV	D2 NO PRIOR SRV	E1 DUTY QUAL	E2 NOT DUTY QUAL	F1 STAY IN USAR	F2 LEAVE AT END	F3 LEAVE PRIOR
0:NOT ANSWERED	12.3	11.7	13.6	11.3	14.7	9.5	14.6	9.5	11.7	15.5	11.0	0.0	68.7	12.1	12.3	13.2
1:ANSWERED	2.0	3.3	2.8	2.0	2.8	0.0	1.9	2.3	6.1	3.3	1.9	0.0	12.9	3.2	0.6	2.3
MISSING	3.3	3.1	3.2	3.0	6.3	0.0	4.5	2.3	0.3	4.7	2.8	0.0	18.4	3.7	2.4	3.3
N/A	8.3	7.7	9.8	6.9	12.8	12.9	8.1	8.1	7.1	13.4	6.2	9.9	0.0	8.7	7.2	6.3
VALID SKIP	74.1	74.1	70.5	76.9	63.4	77.5	70.9	77.7	74.8	63.0	78.1	90.1	0.0	72.3	77.5	74.8
TOTAL PERCENT	100.0	100.0	100.0	100.0	100.0	100.0	100.0	100.0	100.0	100.0	100.0	100.0	100.0	100.0	100.0	100.0

N (Weighted)	A:66045	18938	B:25985	53560	5438	C:1652	43108	34892	5331	D:22534	62449	E:69892	15091	F:52281	25880	5088
N (Unwtd)	A:1355	427	B:569	1090	123	C:30	823	739	190	D:489	1293	E:1464	318	F:1105	539	102
Nmiss (Wtd)	A:N/A		B:N/A			C:N/A				D:N/A		E:N/A		F:1734		
Nmiss(Unwtd)	A:N/A		B:N/A			C:N/A				D:N/A		E:N/A		F:36		

Gender was determined from Q92. Educational status was determined from Q95.
Married = "Married for the first time" and "Remarried;" Not Married = "Single, never married;" and Other = "Legally separated," "Divorced" and "Widowed" (Q97).
Prior service = Respondents who served on active duty in any U.S. military component (Q5). No prior service = All others.
Duty-qualified = Respondents who were awarded the MOS for their current duty position (Q28). Not duty-qualified = All others.
Stay in USAR="Stay to retire"/"Stay beyond oblig.;" Leave at End="Leave after oblig.;" Leave Prior="Leave prior to oblig" (Q84).

1989 Survey of USAR TPU Soldiers
Junior Enlisted Stayers Tabulation Volume

Q30A OPINION:DEV DESIRED SKILLS IN USAR

	A1 MALE	A2 FEMALE	B1 MARRI-ED	B2 NOT MARRI-ED	B3 OTHER	C1 <THAN HI SCH	C2 HIGH SCHOOL	C3 <THAN COLL	C4 BACH & UP	D1 PRIOR SRV	D2 NO PRIOR SRV	E1 DUTY QUAL	E2 NOT DUTY QUAL	F1 STAY IN USAR	F2 LEAVE AT END	F3 LEAVE PRIOR
1:STRONGLY AGREE	10.4	11.5	11.7	9.2	19.9	6.9	11.3	9.9	11.6	15.3	9.0	10.0	13.9	13.3	5.5	11.5
2:AGREE	38.8	41.6	38.1	39.9	41.2	28.8	40.0	39.3	38.6	38.8	39.6	39.3	39.8	45.1	31.1	24.4
3:NEUTRAL	28.5	25.3	26.9	28.5	25.1	34.6	30.3	25.0	23.5	26.6	28.2	28.4	25.1	25.8	32.0	25.4
4:DISAGREE	15.5	15.8	16.3	15.8	9.0	17.2	12.2	19.2	18.2	13.5	16.3	16.0	13.2	12.2	21.4	20.3
5:STRONGLY DISAG	5.7	4.7	5.9	5.5	2.9	7.9	4.6	6.4	5.6	4.0	6.0	5.1	7.2	2.5	9.3	16.4
MISSING	1.1	0.9	1.1	1.0	1.9	4.5	1.5	0.2	2.5	1.8	0.8	1.1	0.8	1.0	0.8	2.0
MULTIPLE RESP	0.0	0.3	0.1	0.1	0.0	0.0	0.1	0.0	0.0	0.0	0.1	0.1	0.0	0.1	0.1	0.0
TOTAL PERCENT	100.0	100.0	100.0	100.0	100.0	100.0	100.0	100.0	100.0	100.0	100.0	100.0	100.0	100.0	100.0	100.0

N (Weighted)	A:66045	18938	B:25985	53560	5438	C:1652	43108	34892	5331	D:22534	62449	E:69892	15091	F:52281	25880	5088
N (Unwtd)	A:1355	427	B:569	1090	123	C:30	823	739	190	D:489	1293	E:1464	318	F:1105	539	102
Nmiss (Wtd)	A:N/A		B:N/A			C:N/A				D:N/A		E:N/A		F:1734		
Nmiss(Unwtd)	A:N/A		B:N/A			C:N/A				D:N/A		E:N/A		F:36		

Gender was determined from Q92. Educational status was determined from Q95.
Married = "Married for the first time" and "Remarried;" Not Married = "Single, never married;" and Other = "Legally separated," "Divorced" and "Widowed" (Q97).
Prior service = Respondents who served on active duty in any U.S. military component (Q5). No prior service = All others.
Duty-qualified = Respondents who were awarded the MOS for their current duty position (Q28). Not duty-qualified = All others.
Stay in USAR="Stay to retire"/"Stay beyond oblig.;" Leave at End="Leave after oblig.;" Leave Prior="Leave prior to oblig" (Q84).

1989 Survey of USAR TPU Soldiers
Junior Enlisted Stayers Tabulation Volume

Q30B OPINION:DUTIES NOT CHALLENGING

	A1 MALE	A2 FEMALE	B1 MARRI-ED	B2 NOT MARRI-ED	B3 OTHER	C1 <THAN HI SCH	C2 HIGH SCHOOL	C3 <THAN COLL	C4 BACH & UP	D1 PRIOR SRV	D2 NO PRIOR SRV	E1 DUTY QUAL	E2 NOT DUTY QUAL	F1 STAY IN USAR	F2 LEAVE AT END	F3 LEAVE PRIOR
1:STRONGLY AGREE	10.0	11.2	8.6	10.8	13.3	9.7	8.5	11.8	15.6	10.6	10.2	10.4	9.8	8.0	13.3	18.3
2:AGREE	30.3	29.4	30.4	30.2	27.6	16.9	26.9	35.2	27.4	31.9	29.5	30.3	29.1	29.1	30.4	35.8
3:NEUTRAL	34.8	31.7	33.8	34.8	29.6	41.6	37.9	30.0	28.5	29.5	35.8	33.4	37.4	34.6	34.6	26.1
4:DISAGREE	20.9	24.1	24.0	20.3	23.6	17.7	23.4	19.5	21.9	23.8	20.8	21.8	20.5	24.2	18.4	15.5
5:STRONGLY DISAG	2.5	2.6	2.0	2.7	3.2	6.4	2.0	2.6	4.4	2.2	2.6	2.5	2.4	2.8	2.3	1.5
MISSING	1.4	1.1	1.3	1.3	1.7	7.7	1.2	1.0	2.3	2.1	1.0	1.4	0.7	1.2	1.2	3.0
MULTIPLE RESP	0.1	0.0	0.0	0.0	1.0	0.0	0.1	0.0	0.0	0.0	0.1	0.1	0.0	0.1	0.0	0.0
TOTAL PERCENT	100.0	100.0	100.0	100.0	100.0	100.0	100.0	100.0	100.0	100.0	100.0	100.0	100.0	100.0	100.0	100.0

N (Weighted)	A:66045	18938	B:25985	53560	5438	C:1652	43108	34892	5331	D:22534	62449	E:69892	15091	F:52281	25880	5088
N (Unwtd)	A:1355	427	B:569	1090	123	C:30	823	739	190	D:489	1293	E:1464	318	F:1105	539	102
Nmiss (Wtd)	A:N/A		B:N/A			C:N/A				D:N/A		E:N/A		F:1734		
Nmiss(Unwtd)	A:N/A		B:N/A			C:N/A				D:N/A		E:N/A		F:36		

Gender was determined from Q92. Educational status was determined from Q95.
Married = "Married for the first time" and "Remarried;" Not Married = "Single, never married;" and Other = "Legally separated," "Divorced" and "Widowed" (Q97).
Prior service = Respondents who served on active duty in any U.S. military component (Q5). No prior service = All others.
Duty-qualified = Respondents who were awarded the MOS for their current duty position (Q28). Not duty-qualified = All others.
Stay in USAR="Stay to retire"/"Stay beyond oblig.;" Leave at End="Leave after oblig.;" Leave Prior="Leave prior to oblig" (Q84).

1989 Survey of USAR TPU Soldiers
Junior Enlisted Stayers Tabulation Volume

Q30C OPINION:RESPONSIBLTYS CLRLY DEFINED

	A1 MALE	A2 FEMALE	B1 MARRI-ED	B2 NOT MARRI-ED	B3 OTHER	C1 <THAN HI SCH	C2 HIGH SCHOOL	C3 <THAN COLL	C4 BACH & UP	D1 PRIOR SRV	D2 NO PRIOR SRV	E1 DUTY QUAL	E2 NOT DUTY QUAL	F1 STAY IN USAR	F2 LEAVE AT END	F3 LEAVE PRIOR
1:STRONGLY AGREE	6.8	6.8	7.7	6.1	9.7	7.7	7.2	6.3	7.1	8.1	6.4	6.5	8.2	6.7	6.3	7.6
2:AGREE	39.8	37.1	42.8	38.2	32.0	31.3	41.5	37.1	37.5	35.9	40.4	40.0	35.8	43.2	34.5	24.0
3:NEUTRAL	26.9	27.0	24.9	27.4	31.1	29.4	28.6	25.2	23.4	28.8	26.2	26.2	30.4	26.3	28.6	28.1
4:DISAGREE	20.2	20.2	18.2	21.1	20.2	15.9	16.6	24.8	20.9	20.6	20.1	20.5	18.7	18.9	21.6	25.7
5:STRONGLY DISAG	4.4	7.3	4.0	5.5	6.3	4.5	4.1	5.7	8.9	3.5	5.6	4.9	5.9	3.5	7.3	11.5
MISSING	1.8	1.4	2.2	1.6	0.7	11.1	1.9	1.0	2.3	3.1	1.2	1.9	1.1	1.4	1.6	3.0
MULTIPLE RESP	0.1	0.0	0.2	0.0	0.0	0.0	0.1	0.0	0.0	0.0	0.1	0.1	0.0	0.1	0.0	0.0
TOTAL PERCENT	100.0	100.0	100.0	100.0	100.0	100.0	100.0	100.0	100.0	100.0	100.0	100.0	100.0	100.0	100.0	100.0

N (Weighted)	A:66045	18938	B:25985	53560	5438	C:1652	43108	34892	5331	D:22534	62449	E:69892	15091	F:52281	25880	5088
N (Unwtd)	A:1355	427	B:569	1090	123	C:30	823	739	190	D:489	1293	E:1464	318	F:1105	539	102
Nmiss (Wtd)	A:N/A		B:N/A			C:N/A				D:N/A		E:N/A		F:1734		
Nmiss(Unwtd)	A:N/A		B:N/A			C:N/A				D:N/A		E:N/A		F:36		

Gender was determined from Q92. Educational status was determined from Q95.
Married = "Married for the first time" and "Remarried;" Not Married = "Single, never married;" and Other = "Legally separated," "Divorced" and "Widowed" (Q97).
Prior service = Respondents who served on active duty in any U.S. military component (Q5). No prior service = All others.
Duty-qualified = Respondents who were awarded the MOS for their current duty position (Q28). Not duty-qualified = All others.
Stay in USAR="Stay to retire"/"Stay beyond oblig.;" Leave at End="Leave after oblig.;" Leave Prior="Leave prior to oblig" (Q84).

1989 Survey of USAR TPU Soldiers
Junior Enlisted Stayers Tabulation Volume

Q30D OPINION:NO SKIL,TRNG USE IN AR DUTY

	A1 MALE	A2 FEMALE	B1 MARRI-ED	B2 NOT MARRI-ED	B3 OTHER	C1 <THAN HI SCH	C2 HIGH SCHOOL	C3 <THAN COLL	C4 BACH & UP	D1 PRIOR SRV	D2 NO PRIOR SRV	E1 DUTY QUAL	E2 NOT DUTY QUAL	F1 STAY IN USAR	F2 LEAVE AT END	F3 LEAVE PRIOR
1:STRONGLY AGREE	12.6	13.2	12.5	13.1	10.1	3.4	10.6	15.2	16.9	12.4	12.8	11.9	16.4	10.2	16.1	20.5
2:AGREE	22.1	18.8	21.2	21.4	21.7	22.0	20.0	22.0	28.3	22.4	21.0	21.7	19.9	20.7	23.0	19.3
3:NEUTRAL	25.1	25.4	26.7	24.8	22.1	30.7	25.6	24.9	22.1	24.6	25.4	24.9	26.6	24.7	26.2	26.5
4:DISAGREE	33.3	34.2	31.7	33.8	39.0	33.0	35.5	31.7	28.3	32.6	33.8	34.1	30.5	36.3	29.8	25.8
5:STRONGLY DISAG	5.8	7.2	6.8	5.8	6.4	3.2	7.0	5.8	2.2	6.1	6.1	6.3	5.5	7.1	3.7	6.0
MISSING	1.0	1.1	1.1	1.1	0.7	7.7	1.2	0.4	2.3	1.8	0.8	1.1	0.7	0.9	1.0	2.0
MULTIPLE RESP	0.1	0.0	0.0	0.1	0.0	0.0	0.1	0.0	0.0	0.0	0.1	0.0	0.3	0.0	0.2	0.0
TOTAL PERCENT	100.0	100.0	100.0	100.0	100.0	100.0	100.0	100.0	100.0	100.0	100.0	100.0	100.0	100.0	100.0	100.0

N (Weighted)	A:66045	18938	B:25985	53560	5438	C:1652	43108	34892	5331	D:22534	62449	E:69892	15091	F:52281	25880	5088
N (Unwtd)	A:1355	427	B:569	1090	123	C:30	823	739	190	D:489	1293	E:1464	318	F:1105	539	102
Nmiss (Wtd)	A:N/A		B:N/A			C:N/A				D:N/A		E:N/A		F:1734		
Nmiss(Unwtd)	A:N/A		B:N/A			C:N/A				D:N/A		E:N/A		F:36		

Gender was determined from Q92. Educational status was determined from Q95.
Married = "Married for the first time" and "Remarried;" Not Married = "Single, never married;" and Other = "Legally separated," "Divorced" and "Widowed" (Q97).
Prior service = Respondents who served on active duty in any U.S. military component (Q5). No prior service = All others.
Duty-qualified = Respondents who were awarded the MOS for their current duty position (Q28). Not duty-qualified = All others.
Stay in USAR="Stay to retire"/"Stay beyond oblig.;" Leave at End="Leave after oblig.;" Leave Prior="Leave prior to oblig" (Q84).

1989 Survey of USAR TPU Soldiers
Junior Enlisted Stayers Tabulation Volume

Q30E OPINION:UNIT PEOPLE COMPETENT

	A1 MALE	A2 FEMALE	B1 MARRI-ED	B2 NOT MARRI-ED	B3 OTHER	C1 <THAN HI SCH	C2 HIGH SCHOOL	C3 <THAN COLL	C4 BACH & UP	D1 PRIOR SRV	D2 NO PRIOR SRV	E1 DUTY QUAL	E2 NOT DUTY QUAL	F1 STAY IN USAR	F2 LEAVE AT END	F3 LEAVE PRIOR
1:STRONGLY AGREE	11.9	12.6	11.7	11.9	15.3	3.2	12.5	12.0	11.8	11.2	12.4	12.0	12.7	12.4	11.0	17.3
2:AGREE	45.0	43.3	41.7	45.6	48.0	50.1	44.2	43.6	52.5	41.8	45.6	44.9	43.1	46.3	43.4	31.3
3:NEUTRAL	27.2	27.7	27.9	27.7	20.4	14.3	27.8	28.6	19.5	29.3	26.6	27.3	27.6	27.4	27.3	30.6
4:DISAGREE	11.3	10.6	13.6	10.0	11.3	11.4	11.3	11.1	9.8	11.6	11.0	11.1	11.3	10.4	12.3	10.9
5:STRONGLY DISAG	3.5	4.6	3.8	3.6	4.3	10.0	3.0	4.2	3.8	4.3	3.5	3.5	4.6	2.7	5.0	6.9
MISSING	1.1	1.1	1.3	1.1	0.7	11.1	1.2	0.4	2.6	1.8	0.9	1.2	0.7	0.9	1.0	3.0
TOTAL PERCENT	100.0	100.0	100.0	100.0	100.0	100.0	100.0	100.0	100.0	100.0	100.0	100.0	100.0	100.0	100.0	100.0

N (Weighted)	A:66045	18938	B:25985	53560	5438	C:1652	43108	34892	5331	D:22534	62449	E:69892	15091	F:52281	25880	5088
N (Unwtd)	A:1355	427	B:569	1090	123	C:30	823	739	190	D:489	1293	E:1464	318	F:1105	539	102
Nmiss (Wtd)	A:N/A		B:N/A			C:N/A				D:N/A		E:N/A		F:1734		
Nmiss(Unwtd)	A:N/A		B:N/A			C:N/A				D:N/A		E:N/A		F:36		

Gender was determined from Q92. Educational status was determined from Q95.
Married = "Married for the first time" and "Remarried;" Not Married = "Single, never married;" and Other = "Legally separated," "Divorced" and "Widowed" (Q97).
Prior service = Respondents who served on active duty in any U.S. military component (Q5). No prior service = All others.
Duty-qualified = Respondents who were awarded the MOS for their current duty position (Q28). Not duty-qualified = All others.
Stay in USAR="Stay to retire"/"Stay beyond oblig.;" Leave at End="Leave after oblig.;" Leave Prior="Leave prior to oblig" (Q84).

1989 Survey of USAR TPU Soldiers
Junior Enlisted Stayers Tabulation Volume

Q30F OPINION:AR PROMOTIONS DONE FAIRLY

	A1 MALE	A2 FEMALE	B1 MARRI-ED	B2 NOT MARRI-ED	B3 OTHER	C1 <THAN HI SCH	C2 HIGH SCHOOL	C3 <THAN COLL	C4 BACH & UP	D1 PRIOR SRV	D2 NO PRIOR SRV	E1 DUTY QUAL	E2 NOT DUTY QUAL	F1 STAY IN USAR	F2 LEAVE AT END	F3 LEAVE PRIOR
1:STRONGLY AGREE	5.5	6.1	3.9	6.0	10.0	6.6	5.2	6.0	5.8	3.5	6.4	5.3	7.1	6.1	4.6	4.3
2:AGREE	28.8	25.4	25.9	29.8	20.9	23.4	28.4	28.2	25.1	18.4	31.5	29.5	21.0	29.0	26.2	27.4
3:NEUTRAL	26.2	27.6	26.4	26.9	23.1	28.7	25.6	27.7	25.5	25.4	26.9	26.3	27.6	26.7	26.7	24.5
4:DISAGREE	22.0	23.6	22.2	22.2	24.1	12.7	22.2	22.0	28.6	27.7	20.4	21.8	24.8	21.6	24.6	18.8
5:STRONGLY DISAG	16.2	16.0	19.9	14.0	19.4	20.9	16.7	15.7	12.7	22.4	13.8	15.6	18.4	15.6	16.6	22.1
MISSING	1.4	1.2	1.5	1.1	2.7	7.7	1.7	0.4	2.3	2.5	0.9	1.5	0.7	1.1	1.0	3.0
MULTIPLE RESP	0.1	0.0	0.2	0.0	0.0	0.0	0.1	0.0	0.0	0.0	0.1	0.0	0.3	0.0	0.2	0.0
TOTAL PERCENT	100.0	100.0	100.0	100.0	100.0	100.0	100.0	100.0	100.0	100.0	100.0	100.0	100.0	100.0	100.0	100.0

N (Weighted)	A:66045	18938	B:25985	53560	5438	C:1652	43108	34892	5331	D:22534	62449	E:69892	15091	F:52281	23880	5088
N (Unwtd)	A:1355	427	B:569	1090	123	C:30	823	739	190	D:489	1293	E:1464	318	F:1105	539	102
Nmiss (Wtd)	A:N/A		B:N/A			C:N/A				D:N/A		E:N/A		F:1734		
Nmiss(Unwtd)	A:N/A		B:N/A			C:N/A				D:N/A		E:N/A		F:36		

Gender was determined from Q92. Educational status was determined from Q95.
Married = "Married for the first time" and "Remarried;" Not Married = "Single, never married;" and Other = "Legally separated," "Divorced" and "Widowed" (Q97).
Prior service = Respondents who served on active duty in any U.S. military component (Q5). No prior service = All others.
Duty-qualified = Respondents who were awarded the MOS for their current duty position (Q28). Not duty-qualified = All others.
Stay in USAR="Stay to retire"/"Stay beyond oblig.;" Leave at End="Leave after oblig.;" Leave Prior="Leave prior to oblig" (Q84).

1989 Survey of USAR TPU Soldiers
Junior Enlisted Stayers Tabulation Volume

Q30G OPINION:UNIT COOPERATION/TEAMWORK

	A1 MALE	A2 FEMALE	B1 MARRI-ED	B2 NOT MARRI-ED	B3 OTHER	C1 <THAN HI SCH	C2 HIGH SCHOOL	C3 <THAN COLL	C4 BACH & UP	D1 PRIOR SRV	D2 NO PRIOR SRV	E1 DUTY QUAL	E2 NOT DUTY QUAL	F1 STAY IN USAR	F2 LEAVE AT END	F3 LEAVE PRIOR
1:STRONGLY AGREE	14.2	10.2	13.4	13.3	12.8	16.5	15.2	11.3	10.1	11.8	13.9	13.4	13.0	14.0	11.3	15.4
2:AGREE	49.1	44.1	45.1	49.2	50.0	40.9	46.9	49.1	51.8	44.0	49.4	49.1	42.8	51.9	43.1	32.8
3:NEUTRAL	22.9	26.9	22.8	25.1	15.9	11.1	24.2	24.8	18.3	25.4	23.2	23.4	25.9	20.9	29.6	27.4
4:DISAGREE	9.1	11.9	13.1	8.2	8.2	20.5	8.2	10.7	11.8	11.7	9.0	9.0	13.1	8.8	11.2	14.3
5:STRONGLY DISAG	3.4	5.7	4.2	2.9	12.4	3.4	4.3	3.4	4.8	4.8	3.6	3.8	4.4	3.4	3.7	8.1
MISSING	1.3	1.1	1.3	1.3	0.7	7.7	1.2	0.7	3.2	2.3	0.9	1.3	0.7	1.0	1.1	2.0
TOTAL PERCENT	100.0	100.0	100.0	100.0	100.0	100.0	100.0	100.0	100.0	100.0	100.0	100.0	100.0	100.0	100.0	100.0

N (Weighted)	A:66045	18938	B:25985	53560	5438	C:1652	43108	34892	5331	D:22534	62449	E:69892	15091	F:52281	25880	5088
N (Unwtd)	A:1355	427	B:569	1090	123	C:30	823	739	190	D:489	1293	E:1464	318	F:1105	539	102
Nmiss (Wtd)	A:N/A		B:N/A			C:N/A				D:N/A		E:N/A		F:1734		
Nmiss(Unwtd)	A:N/A		B:N/A			C:N/A				D:N/A		E:N/A		F:36		

Gender was determined from Q92. Educational status was determined from Q95.
Married = "Married for the first time" and "Remarried;" Not Married = "Single, never married;" and Other = "Legally separated," "Divorced" and "Widowed" (Q97).
Prior service = Respondents who served on active duty in any U.S. military component (Q5). No prior service = All others.
Duty-qualified = Respondents who were awarded the MOS for their current duty position (Q28). Not duty-qualified = All others.
Stay in USAR="Stay to retire"/"Stay beyond oblig.;" Leave at End="Leave after oblig.;" Leave Prior="Leave prior to oblig" (Q84).

1989 Survey of USAR TPU Soldiers
Junior Enlisted Stayers Tabulation Volume

Q30H OPINION:TRUST/CONFIDNCE IN OFFICERS

	A1 MALE	A2 FEMALE	B1 MARRI-ED	B2 NOT MARRI-ED	B3 OTHER	C1 <THAN HI SCH	C2 HIGH SCHOOL	C3 <THAN COLL	C4 BACH & UP	D1 PRIOR SRV	D2 NO PRIOR SRV	E1 DUTY QUAL	E2 NOT DUTY QUAL	F1 STAY IN USAR	F2 LEAVE AT END	F3 LEAVE PRIOR
1:STRONGLY AGREE	9.5	6.9	8.6	9.1	8.9	7.1	10.6	6.6	11.4	7.9	9.4	8.7	10.0	9.8	6.9	12.2
2:AGREE	41.2	38.1	38.1	41.5	42.4	36.0	41.1	40.5	37.0	36.0	42.1	41.1	37.7	42.4	36.5	37.8
3:NEUTRAL	32.6	37.2	35.2	33.0	32.5	34.7	33.4	34.3	31.6	34.2	33.5	33.3	35.5	32.3	37.8	30.1
4:DISAGREE	10.2	10.7	9.7	10.6	10.2	3.4	8.4	12.8	11.7	12.7	9.4	10.5	9.5	9.7	11.8	10.3
5:STRONGLY DISAG	4.9	6.0	6.6	4.5	4.2	11.1	4.9	5.2	5.1	6.6	4.6	4.9	6.1	4.3	5.8	7.6
MISSING	1.4	1.1	1.8	1.1	1.7	7.7	1.5	0.6	3.2	2.4	1.0	1.5	0.8	1.3	1.2	2.0
MULTIPLE RESP	0.1	0.0	0.0	0.1	0.0	0.0	0.1	0.0	0.0	0.2	0.0	0.0	0.3	0.1	0.0	0.0
TOTAL PERCENT	100.0	100.0	100.0	100.0	100.0	100.0	100.0	100.0	100.0	100.0	100.0	100.0	100.0	100.0	100.0	100.0

N (Weighted)	A:66045	18938	B:25985	53560	5438	C:1652	43108	34892	5331	D:22534	62449	E:69892	15091	F:52281	25880	5088
N (Unwtd)	A:1355	427	B:569	1090	123	C:30	823	739	190	D:489	1293	E:1464	318	F:1105	539	102
Nmiss (Wtd)	A:N/A		B:N/A			C:N/A				D:N/A		E:N/A		F:1734		
Nmiss(Unwtd)	A:N/A		B:N/A			C:N/A				D:N/A		E:N/A		F:36		

Gender was determined from Q92. Educational status was determined from Q95.
Married = "Married for the first time" and "Remarried;" Not Married = "Single, never married;" and Other = "Legally separated," "Divorced" and "Widowed" (Q97).
Prior service = Respondents who served on active duty in any U.S. military component (Q5). No prior service = All others.
Duty-qualified = Respondents who were awarded the MOS for their current duty position (Q28). Not duty-qualified = All others.
Stay in USAR="Stay to retire"/"Stay beyond oblig.;" Leave at End="Leave after oblig.;" Leave Prior="Leave prior to oblig" (Q84).

1989 Survey of USAR TPU Soldiers
Junior Enlisted Stayers Tabulation Volume

Q30I OPINION:TRUST/CONFIDENCE IN NCOS

	A1 MALE	A2 FEMALE	B1 MARRI-ED	B2 NOT MARRI-ED	B3 OTHER	C1 <THAN HI SCH	C2 HIGH SCHOOL	C3 <THAN COLL	C4 BACH & UP	D1 PRIOR SRV	D2 NO PRIOR SRV	E1 DUTY QUAL	E2 NOT DUTY QUAL	F1 STAY IN USAR	F2 LEAVE AT END	F3 LEAVE PRIOR
1:STRONGLY AGREE	16.8	12.5	15.9	15.9	15.3	17.1	16.7	14.9	15.0	12.8	16.9	16.3	13.3	18.0	11.5	15.7
2:AGREE	48.7	49.9	47.7	49.3	51.6	39.9	49.4	49.8	42.6	45.3	50.3	49.1	48.4	50.2	48.8	39.1
3:NEUTRAL	23.3	26.5	24.2	24.2	20.8	20.5	23.8	23.9	27.0	25.6	23.4	23.9	24.3	22.7	26.3	28.4
4:DISAGREE	6.6	6.0	6.3	6.2	9.1	7.1	5.4	7.6	6.9	9.3	5.4	5.9	8.7	5.2	8.3	7.9
5:STRONGLY DISAG	3.0	4.0	4.1	2.9	2.5	7.7	3.2	2.9	4.2	4.4	2.8	3.0	4.3	2.4	3.9	5.9
MISSING	1.6	1.2	1.8	1.5	0.7	7.7	1.5	0.9	4.3	2.6	1.2	1.7	0.7	1.4	1.2	3.0
TOTAL PERCENT	100.0	100.0	100.0	100.0	100.0	100.0	100.0	100.0	100.0	100.0	100.0	100.0	100.0	100.0	100.0	100.0

N (Weighted)	A:66045	18938	B:25985	53560	5438	C:1652	43108	34892	5331	D:22534	62449	E:69892	15091	F:52281	25880	5088
N (Unwtd)	A:1355	427	B:569	1090	123	C:30	823	739	190	D:489	1293	E:1464	318	F:1105	539	102
Nmiss (Wtd)	A:N/A		B:N/A			C:N/A				D:N/A		E:N/A		F:1734		
Nmiss(Unwtd)	A:N/A		B:N/A			C:N/A				D:N/A		E:N/A		F:36		

Gender was determined from Q92. Educational status was determined from Q95.
Married = "Married for the first time" and "Remarried;" Not Married = "Single, never married;" and Other = "Legally separated," "Divorced" and "Widowed" (Q97).
Prior service = Respondents who served on active duty in any U.S. military component (Q5). No prior service = All others.
Duty-qualified = Respondents who were awarded the MOS for their current duty position (Q28). Not duty-qualified = All others.
Stay in USAR="Stay to retire"/"Stay beyond oblig.;" Leave at End="Leave after oblig.;" Leave Prior="Leave prior to oblig" (Q84).

1989 Survey of USAR TPU Soldiers
Junior Enlisted Stayers Tabulation Volume

Q30J OPINION:DO UNNECESSARY WORK IN UNIT

	A1 MALE	A2 FEMALE	B1 MARRI-ED	B2 NOT MARRI-ED	B3 OTHER	C1 <THAN HI SCH	C2 HIGH SCHOOL	C3 <THAN COLL	C4 BACH & UP	D1 PRIOR SRV	D2 NO PRIOR SRV	E1 DUTY QUAL	E2 NOT DUTY QUAL	F1 STAY IN USAR	F2 LEAVE AT END	F3 LEAVE PRIOR
1:STRONGLY AGREE	15.0	15.5	16.0	15.0	12.4	18.2	13.4	17.2	14.4	14.9	15.2	14.8	16.5	11.6	19.6	26.4
2:AGREE	22.5	21.2	21.1	23.3	17.3	16.3	22.4	22.0	24.7	22.5	22.1	22.8	19.6	21.2	22.6	27.0
3:NEUTRAL	31.4	27.5	30.4	30.5	32.4	24.4	30.1	31.6	29.3	28.6	31.3	30.2	32.2	32.0	30.3	21.5
4:DISAGREE	25.4	29.6	26.5	25.7	31.0	30.2	27.2	25.5	23.1	26.7	26.2	26.3	26.1	28.7	23.6	15.6
5:STRONGLY DISAG	4.3	4.5	4.4	4.1	6.2	3.2	5.4	3.1	4.3	5.6	3.9	4.3	4.4	5.1	2.7	5.5
MISSING	1.3	1.7	1.5	1.4	0.7	7.7	1.3	0.7	4.2	1.8	1.2	.4	1.1	1.2	1.2	2.9
MULTIPLE RESP	0.2	0.0	0.2	0.1	0.0	0.0	0.2	0.0	0.0	0.0	0.2	0.2	0.0	0.1	0.0	1.0
TOTAL PERCENT	100.0	100.0	100.0	100.0	100.0	100.0	100.0	100.0	100.0	100.0	100.0	100.0	100.0	100.0	100.0	100.0

N (Weighted)	A:66045	18938	B:25985	53560	5438	C:1652	43108	34892	5331	D:22534	62449	E:69892	15091	F:52281	25880	5088
N (Unwtd)	A:1355	427	B:569	1090	123	C:30	823	739	190	D:489	1293	E:1464	318	F:1105	539	102
Nmiss (Wtd)	A:N/A		B:N/A			C:N/A				D:N/A		E:N/A		F:1734		
Nmiss(Unwtd)	A:N/A		B:N/A			C:N/A				D:N/A		E:N/A		F:36		

Gender was determined from Q92. Educational status was determined from Q95.
Married = "Married for the first time" and "Remarried;" Not Married = "Single, never married;" and Other = "Legally separated," "Divorced" and "Widowed" (Q97).
Prior service = Respondents who served on active duty in any U.S. military component (Q5). No prior service = All others.
Duty-qualified = Respondents who were awarded the MOS for their current duty position (Q28). Not duty-qualified = All others.
Stay in USAR="Stay to retire"/"Stay beyond oblig.;" Leave at End="Leave after oblig.;" Leave Prior="Leave prior to oblig" (Q84).

1989 Survey of USAR TPU Soldiers
Junior Enlisted Stayers Tabulation Volume

Q30K OPINION:NOT PART OF THE UNIT FAMILY

	A1 MALE	A2 FEMALE	B1 MARRI-ED	B2 NOT MARRI-ED	B3 OTHER	C1 <THAN HI SCH	C2 HIGH SCHOOL	C3 <THAN COLL	C4 BACH & UP	D1 PRIOR SRV	D2 NO PRIOR SRV	E1 DUTY QUAL	E2 NOT DUTY QUAL	F1 STAY IN USAR	F2 LEAVE AT END	F3 LEAVE PRIOR
1:STRONGLY AGREE	4.4	6.9	5.9	4.3	6.6	3.2	5.5	4.2	5.8	5.7	4.7	4.9	5.1	4.0	6.5	6.0
2:AGREE	12.6	10.5	12.0	11.8	16.2	19.3	12.4	11.4	12.8	12.4	12.0	12.1	12.4	11.4	13.7	10.2
3:NEUTRAL	25.4	21.7	22.5	25.5	25.7	17.5	26.5	23.0	22.0	26.6	23.9	23.7	29.0	22.0	30.0	22.7
4:DISAGREE	43.0	46.5	46.0	43.8	33.0	42.1	41.0	46.7	47.4	43.2	44.0	44.4	40.9	46.6	39.2	41.1
5:STRONGLY DISAG	13.4	13.2	12.1	13.5	17.7	10.3	13.3	14.2	8.8	10.0	14.5	13.8	11.1	14.9	9.6	17.0
MISSING	1.1	1.1	1.5	1.0	0.7	7.7	1.2	0.4	3.2	2.0	0.8	1.1	1.1	1.0	0.8	3.0
MULTIPLE RESP	0.1	0.0	0.0	0.1	0.0	0.0	0.1	0.0	0.0	0.0	0.1	0.0	0.4	0.0	0.2	0.0
TOTAL PERCENT	100.0	100.0	100.0	100.0	100.0	100.0	100.0	100.0	100.0	100.0	100.0	100.0	100.0	100.0	100.0	100.0

N (Weighted)	A:66045	18938	B:25985	53560	5438	C:1652	43108	34892	5331	D:22534	62449	E:69892	15091	F:52281	25880	5088
N (Unwtd)	A:1355	427	B:569	1090	123	C:30	823	739	190	D:489	1293	E:1464	318	F:1105	539	102
Nmiss (Wtd)	A:N/A		B:N/A			C:N/A				D:N/A		E:N/A		F:1734		
Nmiss(Unwtd)	A:N/A		B:N/A			C:N/A				D:N/A		E:N/A		F:36		

Gender was determined from Q92. Educational status was determined from Q95.
Married = "Married for the first time" and "Remarried;" Not Married = "Single, never married;" and Other = "Legally separated," "Divorced" and "Widowed" (Q97).
Prior service = Respondents who served on active duty in any U.S. military component (Q5). No prior service = All others.
Duty-qualified = Respondents who were awarded the MOS for their current duty position (Q28). Not duty-qualified = All others.
Stay in USAR="Stay to retire"/"Stay beyond oblig.;" Leave at End="Leave after oblig.;" Leave Prior="Leave prior to oblig" (Q84).

1989 Survey of USAR TPU Soldiers
Junior Enlisted Stayers Tabulation Volume

Q30L OPINION:PROUD TO SAY I'M PART OF AR

	A1 MALE	A2 FEMALE	B1 MARRI-ED	B2 NOT MARRI-ED	B3 OTHER	C1 <THAN HI SCH	C2 HIGH SCHOOL	C3 <THAN COLL	C4 BACH & UP	D1 PRIOR SRV	D2 NO PRIOR SRV	E1 DUTY QUAL	E2 NOT DUTY QUAL	F1 STAY IN USAR	F2 LEAVE AT END	F3 LEAVE PRIOR
1:STRONGLY AGREE	27.5	34.2	32.0	27.2	33.1	21.2	30.0	28.2	29.1	28.0	29.4	29.4	27.6	35.9	15.8	27.7
2:AGREE	46.1	39.5	42.6	45.2	48.9	40.7	43.8	47.2	36.3	43.9	44.9	45.3	41.8	45.4	46.2	31.3
3:NEUTRAL	18.7	20.0	17.8	20.4	10.8	20.8	19.1	18.3	22.8	19.2	19.0	18.7	20.3	13.9	27.8	25.1
4:DISAGREE	4.7	2.5	4.0	4.2	5.5	6.4	4.1	3.9	6.7	5.8	3.6	3.8	6.4	3.0	5.7	9.9
5:STRONGLY DISAG	1.5	1.8	1.6	1.7	0.0	3.2	1.5	1.5	2.0	1.1	1.7	1.4	2.5	0.4	3.1	4.0
MISSING	1.3	1.9	1.7	1.3	1.7	7.7	1.5	0.8	3.2	2.1	1.2	1.5	1.1	1.3	1.4	2.0
MULTIPLE RESP	0.1	0.0	0.2	0.0	0.0	0.0	0.1	0.0	0.0	0.0	0.1	0.0	0.3	0.1	0.0	0.0
TOTAL PERCENT	100.0	100.0	100.0	100.0	100.0	100.0	100.0	100.0	100.0	100.0	100.0	100.0	100.0	100.0	100.0	100.0

N (Weighted)	A:66045	18938	B:25985	53560	5438	C:1652	43108	34892	5331	D:22534	62449	E:69892	15091	F:52281	25880	5088
N (Unwtd)	A:1355	427	B:569	1090	123	C:30	823	739	190	D:489	1293	E:1464	318	F:1105	539	102
Nmiss (Wtd)	A:N/A		B:N/A			C:N/A				D:N/A		E:N/A		F:1734		
Nmiss(Unwtd)	A:N/A		B:N/A			C:N/A				D:N/A		E:N/A		F:36		

Gender was determined from Q92. Educational status was determined from Q95.
Married = "Married for the first time" and "Remarried;" Not Married = "Single, never married;" and Other = "Legally separated," "Divorced" and "Widowed" (Q97).
Prior service = Respondents who served on active duty in any U.S. military component (Q5). No prior service = All others.
Duty-qualified = Respondents who were awarded the MOS for their current duty position (Q28). Not duty-qualified = All others.
Stay in USAR="Stay to retire"/"Stay beyond oblig.;" Leave at End="Leave after oblig.;" Leave Prior="Leave prior to oblig" (Q84).

Q3CM OPINION:PTIME CIV JOB OK IF SIMILAR

	A1 MALE	A2 FEMALE	B1 MARRI-ED	B2 NOT MARRI-ED	B3 OTHER	C1 <THAN HI SCH	C2 HIGH SCHOOL	C3 <THAN COLL	C4 BACH & UP	D1 PRIOR SRV	D2 NO PRIOR SRV	E1 DUTY QUAL	E2 NOT DUTY QUAL	F1 STAY IN USAR	F2 LEAVE AT END	F3 LEAVE PRIOR
1:STRONGLY AGREE	9.5	10.5	11.4	9.1	7.9	12.9	10.1	8.3	15.5	11.1	9.3	9.7	9.8	6.2	14.3	20.3
2:AGREE	20.3	18.1	19.1	20.0	20.7	23.1	17.5	23.1	15.6	22.6	18.8	19.7	20.2	16.6	26.1	20.5
3:NEUTRAL	29.9	27.7	26.7	31.2	24.0	8.3	33.0	27.4	20.4	25.2	30.9	29.1	30.6	28.8	31.3	27.8
4:DISAGREE	27.8	30.4	30.0	27.8	26.4	36.9	27.3	28.7	32.2	27.7	28.6	29.2	24.6	33.0	22.2	13.0
5:STRONGLY DISAG	11.2	12.2	11.3	10.6	19.3	11.1	10.8	12.0	12.8	11.1	11.5	10.8	14.0	14.2	5.1	15.4
MISSING	1.3	1.1	1.4	1.1	1.7	7.7	1.3	0.5	3.6	2.4	0.9	1.4	0.7	1.2	1.0	2.0
MULTIPLE RESP	0.1	0.0	0.0	0.1	0.0	0.0	0.1	0.0	0.0	0.0	0.1	0.1	0.0	0.0	0.0	1.0
TOTAL PERCENT	100.0	100.0	100.0	100.0	100.0	100.0	100.0	100.0	100.0	100.0	100.0	100.0	100.0	100.0	100.0	100.0

N (Weighted)	A:66045	18938	B:25985	53560	5438	C:1652	43108	34892	5331	D:22534	62449	E:69892	15091	F:52281	25880	5088
N (Unwtd)	A:1355	427	B:569	1090	123	C:30	823	739	190	D:489	1293	E:1464	318	F:1105	539	102
Nmiss (Wtd)	A:N/A		B:N/A			C:N/A				D:N/A		E:N/A		F:1734		
Nmiss(Unwtd)	A:N/A		B:N/A			C:N/A				D:N/A		E:N/A		F:36		

Gender was determined from Q92. Educational status was determined from Q95.
Married = "Married for the first time" and "Remarried;" Not Married = "Single, never married;" and Other = "Legally separated," "Divorced" and "Widowed" (Q97).
Prior service = Respondents who served on active duty in any U.S. military component (Q5). No prior service = All others.
Duty-qualified = Respondents who were awarded the MOS for their current duty position (Q28). Not duty-qualified = All others.
Stay in USAR="Stay to retire"/"Stay beyond oblig.;" Leave at End="Leave after oblig ;" Leave Prior="Leave prior to oblig" (Q84).

1989 Survey of USAR TPU Soldiers
Junior Enlisted Stayers Tabulation Volume

Q30N OPINION:STRONG SENSE UNIT BELONGING

	A1 MALE	A2 FEMALE	B1 MARRI-ED	B2 NOT MARRI-ED	B3 OTHER	C1 <THAN HI SCH	C2 HIGH SCHOOL	C3 <THAN COLL	C4 BACH & UP	D1 PRIOR SRV	D2 NO PRIOR SRV	E1 DUTY QUAL	E2 NOT DUTY QUAL	F1 STAY IN USAR	F2 LEAVE AT END	F3 LEAVE PRIOR
1:STRONGLY AGREE	12.2	12.7	16.1	10.2	14.6	13.9	12.9	11.3	14.1	11.6	12.6	12.5	11.5	15.7	5.8	11.1
2:AGREE	39.4	36.0	40.6	37.8	37.7	47.8	37.7	39.7	37.0	35.8	39.7	38.6	39.0	44.9	27.7	29.0
3:NEUTRAL	35.5	33.8	30.8	37.6	30.6	17.7	36.5	35.0	30.0	36.2	34.7	35.2	34.5	30.2	45.4	35.1
4:DISAGREE	9.5	10.3	9.0	9.8	11.7	13.0	8.9	10.2	11.7	11.6	9.0	9.6	10.2	6.3	15.4	15.2
5:STRONGLY DISAG	1.9	4.9	1.9	2.8	3.7	0.0	2.7	2.6	2.9	2.3	2.7	2.5	3.1	1.2	4.3	7.6
MISSING	1.5	2.3	1.7	1.6	1.7	7.7	1.4	1.2	4.3	2.4	1.4	1.6	1.7	1.8	1.3	2.0
TOTAL PERCENT	100.0	100.0	100.0	100.0	100.0	100.0	100.0	100.0	100.0	100.0	100.0	100.0	100.0	100.0	100.0	100.0

N (Weighted)	A:66045	18938	B:25985	53560	5438	C:1652	43108	34892	5331	D:22534	62449	E:69892	15091	F:52281	25880	5088
N (Unwtd)	A:1355	427	B:569	1090	123	C:30	823	739	190	D:489	1293	E:1464	318	F:1105	539	102
Nmiss (Wtd)	A:N/A		B:N/A			C:N/A				D:N/A		E:N/A		F:1734		
Nmiss(Unwtd)	A:N/A		B:N/A			C:N/A				D:N/A		E:N/A		F:36		

Gender was determined from Q92. Educational status was determined from Q95.
Married = "Married for the first time" and "Remarried;" Not Married = "Single, never married;" and Other = "Legally separated," "Divorced" and "Widowed" (Q97).
Prior service = Respondents who served on active duty in any U.S. military component (Q5). No prior service = All others.
Duty-qualified = Respondents who were awarded the MOS for their current duty position (Q28). Not duty-qualified = All others.
Stay in USAR="Stay to retire"/"Stay beyond oblig.;" Leave at End="Leave after oblig.;" Leave Prior="Leave prior to oblig" (Q84).

1989 Survey of USAR TPU Soldiers
Junior Enlisted Stayers Tabulation Volume

Q300 OPINION:AR HAS MUCH PERSONL MEANING

	A1 MALE	A2 FEMALE	B1 MARRI-ED	B2 NOT MARRI-ED	B3 OTHER	C1 <THAN HI SCH	C2 HIGH SCHOOL	C3 <THAN COLL	C4 BACH & UP	D1 PRIOR SRV	D2 NO PRIOR SRV	E1 DUTY QUAL	E2 NOT DUTY QUAL	F1 STAY IN USAR	F2 LEAVE AT END	F3 LEAVE PRIOR
1:STRONGLY AGREE	12.6	15.2	16.0	10.9	21.4	7.7	13.3	13.3	12.4	14.0	12.8	12.9	14.1	17.6	5.4	10.0
2:AGREE	38.4	38.2	40.9	37.3	37.3	43.5	37.5	39.3	38.0	37.0	38.9	38.1	39.8	46.4	23.7	27.8
3:NEUTRAL	34.1	31.9	31.1	35.4	28.7	30.8	35.9	31.6	30.0	33.6	33.6	34.2	30.9	28.1	44.6	35.7
4:DISAGREE	10.1	9.9	7.9	11.5	7.0	7.1	9.1	11.3	11.2	10.3	10.0	10.1	9.9	5.4	18.3	18.0
5:STRONGLY DISAG	3.3	3.4	2.6	3.7	3.0	3.2	2.5	4.0	5.2	2.7	3.5	3.1	4.2	1.2	6.8	6.5
MISSING	1.2	1.1	1.3	1.1	1.7	7.7	1.2	0.6	3.2	2.1	0.9	1.3	0.7	1.2	1.0	2.0
MULTIPLE RESP	0.2	0.3	0.2	0.2	0.9	0.0	0.5	0.0	0.0	0.2	0.2	0.2	0.3	0.2	0.4	0.0
TOTAL PERCENT	100.0	100.0	100.0	100.0	100.0	100.0	100.0	100.0	100.0	100.0	100.0	100.0	100.0	100.0	100.0	100.0

N (Weighted)	A:66045	18938	B:25985	53560	5438	C:1652	43108	34892	5331	D:22534	62449	E:69892	15091	F:52281	25880	5088
N (Unwtd)	A:1355	427	B:569	1090	123	C:30	823	739	190	D:489	1293	E:1464	318	F:1105	539	102
Nmiss (Wtd)	A:N/A		B:N/A			C:N/A				D:N/A		E:N/A		F:1734		
Nmiss(Unwtd)	A:N/A		B:N/A			C:N/A				D:N/A		E:N/A		F:36		

Gender was determined from Q92. Educational status was determined from Q95.
Married = "Married for the first time" and "Remarried;" Not Married = "Single, never married;" and Other = "Legally separated," "Divorced" and "Widowed" (Q97).
Prior service = Respondents who served on active duty in any U.S. military component (Q5). No prior service = All others.
Duty-qualified = Respondents who were awarded the MOS for their current duty position (Q28). Not duty-qualified = All others.
Stay in USAR="Stay to retire"/"Stay beyond oblig.;" Leave at End="Leave after oblig.;" Leave Prior="Leave prior to oblig" (Q84).

1989 Survey of USAR TPU Soldiers
Junior Enlisted Stayers Tabulation Volume

Q30P OPINION:STAY W/AR:TO DEV JOB SKILLS

	A1 MALE	A2 FEMALE	B1 MARRI-ED	B2 NOT MARRI-ED	B3 OTHER	C1 <THAN HI SCH	C2 HIGH SCHOOL	C3 <THAN COLL	C4 BACH & UP	D1 PRIOR SRV	D2 NO PRIOR SRV	E1 DUTY QUAL	E2 NOT DUTY QUAL	F1 STAY IN USAR	F2 LEAVE AT END	F3 LEAVE PRIOR
1:STRONGLY AGREE	5.9	3.7	5.5	4.6	13.2	3.7	7.6	3.0	4.3	7.9	4.5	5.0	7.1	6.9	2.8	5.4
2:AGREE	18.0	17.8	19.1	16.9	22.0	15.7	20.4	16.0	11.1	18.4	17.7	17.9	18.0	21.2	10.9	19.3
3:NEUTRAL	30.0	29.0	29.2	30.7	23.7	32.5	31.9	28.4	21.3	30.7	29.5	29.0	33.5	33.6	23.6	25.7
4:DISAGREE	32.2	35.0	32.2	33.2	32.2	33.8	29.8	36.1	36.1	31.0	33.5	33.9	27.8	29.0	42.0	25.8
5:STRONGLY DISAG	12.7	13.0	12.5	13.5	7.3	6.6	9.2	15.9	23.7	9.7	13.9	12.9	12.5	8.1	19.7	21.8
MISSING	1.2	1.2	1.3	1.1	1.7	7.7	1.2	0.5	3.5	2.3	0.8	1.3	0.7	1.1	1.0	2.0
MULTIPLE RESP	0.0	0.3	0.2	0.0	0.0	0.0	0.0	0.1	0.0	0.0	0.1	0.0	0.3	0.1	0.0	0.0
TOTAL PERCENT	100.0	100.0	100.0	100.0	100.0	100.0	100.0	100.0	100.0	100.0	100.0	100.0	100.0	100.0	100.0	100.0

N (Weighted)	A:66045	18938	B:25985	53560	5438	C:1652	43108	34892	5331	D:22534	62449	E:69892	15091	F:52281	25880	5088
N (Unwtd)	A:1355	427	B:569	1090	123	C:30	823	739	190	D:489	1293	E:1464	318	F:1105	539	102
Nmiss (Wtd)	A:N/A		B:N/A			C:N/A				D:N/A		E:N/A		F:1734		
Nmiss(Unwtd)	A:N/A		B:N/A			C:N/A				D:N/A		E:N/A		F:36		

Gender was determined from Q92. Educational status was determined from Q95.
Married = "Married for the first time" and "Remarried;" Not Married = "Single, never married;" and Other = "Legally separated," "Divorced" and "Widowed" (Q97).
Prior service = Respondents who served on active duty in any U.S. military component (Q5). No prior service = All others.
Duty-qualified = Respondents who were awarded the MOS for their current duty position (Q28). Not duty-qualified = All others.
Stay in USAR="Stay to retire"/"Stay beyond oblig.;" Leave at End="Leave after oblig.;" Leave Prior="Leave prior to oblig" (Q84).

1989 Survey of USAR TPU Soldiers
Junior Enlisted Stayers Tabulation Volume

Q30Q OPINION:STAY W/AR:QUAL OF UNIT WORK

	A1 MALE	A2 FEMALE	B1 MARRI-ED	B2 NOT MARRI-ED	B3 OTHER	C1 <THAN HI SCH	C2 HIGH SCHOOL	C3 <THAN COLL	C4 BACH & UP	D1 PRIOR SRV	D2 NO PRIOR SRV	E1 DUTY QUAL	E2 NOT DUTY QUAL	F1 STAY IN USAR	F2 LEAVE AT END	F3 LEAVE PRIOR
1:STRONGLY AGREE	5.5	4.5	6.9	4.1	8.1	10.9	7.2	2.5	5.2	6.9	4.6	5.3	4.8	6.7	2.6	4.6
2:AGREE	23.4	18.9	22.9	22.0	22.8	15.7	24.5	21.2	14.5	22.7	22.2	22.2	22.9	27.9	12.6	17.5
3:NEUTRAL	38.4	38.4	39.3	38.1	38.1	41.3	40.8	36.0	34.6	34.5	39.9	37.8	41.6	38.5	40.1	29.9
4:DISAGREE	21.9	26.1	19.9	24.9	16.1	16.5	18.3	27.9	27.4	24.4	22.2	23.9	17.8	19.5	30.0	21.8
5:STRONGLY DISAG	9.4	11.2	9.7	9.6	12.3	7.9	7.8	11.7	15.0	9.2	10.1	9.3	12.1	6.4	13.5	24.2
MISSING	1.4	1.0	1.3	1.2	2.6	7.7	1.3	0.7	3.5	2.3	1.0	1.4	0.7	1.1	1.1	2.0
TOTAL PERCENT	100.0	100.0	100.0	100.0	100.0	100.0	100.0	100.0	100.0	100.0	100.0	100.0	100.0	100.0	100.0	100.0

N (Weighted)	A:66045	18938	B:25985	53560	5438	C:1652	43108	34892	5331	D:22534	62449	E:69892	15091	F:52281	25880	5088
N (Unwtd)	A:1355	427	B:569	1090	123	C:30	823	739	190	D:489	1293	E:1464	318	F:1105	539	102
Nmiss (Wtd)	A:N/A		B:N/A			C:N/A				D:N/A		E:N/A		F:1734		
Nmiss(Unwtd)	A:N/A		B:N/A			C:N/A				D:N/A		E:N/A		F:36		

Gender was determined from Q92. Educational status was determined from Q95.
Married = "Married for the first time" and "Remarried;" Not Married = "Single, never married;" and Other = "Legally separated," "Divorced" and "Widowed" (Q97).
Prior service = Respondents who served on active duty in any U.S. military component (Q5). No prior service = All others.
Duty-qualified = Respondents who were awarded the MOS for their current duty position (Q28). Not duty-qualified = All others.
Stay in USAR="Stay to retire"/"Stay beyond oblig.;" Leave at End="Leave after oblig.;" Leave Prior="Leave prior to oblig" (Q84).

1989 Survey of USAR TPU Soldiers
Junior Enlisted Stayers Tabulation Volume

Q3OR OPINION:STRONG SENSE OF AR BELONGNG

	A1 MALE	A2 FEMALE	B1 MARRI-ED	B2 NOT MARRI-ED	B3 OTHER	C1 <THAN HI SCH	C2 HIGH SCHOOL	C3 <THAN COLL	C4 BACH & UP	D1 PRIOR SRV	D2 NO PRIOR SRV	E1 DUTY QUAL	E2 NOT DUTY QUAL	F1 STAY IN USAR	F2 LEAVE AT END	F3 LEAVE PRIOR
1:STRONGLY AGREE	13.4	16.4	17.1	11.8	21.9	14.6	14.9	12.9	14.9	16.3	13.3	13.9	14.8	19.0	4.8	11.1
2:AGREE	36.7	35.6	36.6	36.4	36.8	37.5	36.0	38.0	29.9	31.2	38.4	37.1	33.7	43.7	24.9	22.3
3:NEUTRAL	34.1	33.1	32.0	35.9	22.6	26.8	35.5	32.7	30.0	35.4	33.3	33.5	35.2	29.1	43.1	36.6
4:DISAGREE	9.5	9.2	8.5	9.7	11.2	10.0	7.8	10.3	16.7	9.4	9.4	9.5	8.9	4.7	17.3	17.4
5:STRONGLY DISAG	4.8	4.2	4.2	4.7	5.8	3.4	4.1	5.4	4.6	5.1	4.5	4.4	5.9	2.0	8.9	10.6
MISSING	1.6	1.5	1.7	1.4	1.7	7.7	1.7	0.7	3.9	2.6	1.2	1.6	1.4	1.5	1.0	2.0
TOTAL PERCENT	100.0	100.0	100.0	100.0	100.0	100.0	100.0	100.0	100.0	100.0	100.0	100.0	100.0	100.0	100.0	100.0

N (Weighted)	A:66045	18938	B:25985	53560	5438	C:1652	43108	34892	5331	D:22534	62449	E:69892	15091	F:52281	25880	5088
N (Unwtd)	A:1355	427	B:569	1090	123	C:30	823	739	190	D:489	1293	E:1464	318	F:1105	539	102
Nmiss (Wtd)	A:N/A		B:N/A			C:N/A				D:N/A		E:N/A		F:1734		
Nmiss(Unwtd)	A:N/A		B:N/A			C:N/A				D:N/A		E:N/A		F:36		

Gender was determined from Q92. Educational status was determined from Q95.
Married = "Married for the first time" and "Remarried;" Not Married = "Single, never married;" and Other = "Legally separated," "Divorced" and "Widowed" (Q97).
Prior service = Respondents who served on active duty in any U.S. military component (Q5). No prior service = All others.
Duty-qualified = Respondents who were awarded the MOS for their current duty position (Q28). Not duty-qualified = All others.
Stay in USAR="Stay to retire"/"Stay beyond oblig.;" Leave at End="Leave after oblig.;" Leave Prior="Leave prior to oblig" (Q84).

1989 Survey of USAR TPU Soldiers
Junior Enlisted Stayers Tabulation Volume

Q31 UNIT FLEXBLTY TO CHANGE IN WKND DRIL

	A1 MALE	A2 FEMALE	B1 MARRI-ED	B2 NOT MARRI-ED	B3 OTHER	C1 <THAN HI SCH	C2 HIGH SCHOOL	C3 <THAN COLL	C4 BACH & UP	D1 PRIOR SRV	D2 NO PRIOR SRV	E1 DUTY QUAL	E2 NOT DUTY QUAL	F1 STAY IN USAR	F2 LEAVE AT END	F3 LEAVE PRIOR
1:EXTREMELY FLEX	12.0	14.6	14.3	11.8	12.1	11.4	12.4	13.2	10.3	14.0	12.1	12.7	12.1	15.1	7.6	11.9
2:VERY FLEXIBLE	30.0	27.5	28.3	30.5	24.2	6.4	28.4	31.6	30.9	26.4	30.5	30.0	26.9	30.9	27.9	28.2
3:SOMEWHAT FLEX	39.8	40.4	39.6	39.6	44.8	71.1	40.8	37.4	40.3	41.4	39.4	40.0	39.8	38.5	42.7	38.2
4:NOT VERY FLEX	12.4	10.7	12.5	11.7	12.9	6.6	12.4	12.3	9.2	12.2	12.0	11.8	13.2	10.5	14.7	11.9
5:NOT AT ALL FLX	5.3	5.5	4.9	5.6	5.0	0.0	5.2	5.2	8.9	4.5	5.7	4.9	7.8	4.3	7.0	9.8
MISSING	0.4	1.3	0.5	0.7	1.0	4.5	0.8	0.3	0.3	1.4	0.3	0.7	0.3	0.7	0.0	0.0
TOTAL PERCENT	100.0	100.0	100.0	100.0	100.0	100.0	100.0	100.0	100.0	100.0	100.0	100.0	100.0	100.0	100.0	100.0

N (Weighted)	A:66045	18938	B:25985	53560	5438	C:1652	43108	34892	5331	D:22534	62449	E:69892	15091	F:52281	25880	5088
N (Unwtd)	A:1355	427	B:569	1090	123	C:30	823	739	190	D:489	1293	E:1464	318	F:1105	539	102
Nmiss (Wtd)	A:N/A		B:N/A			C:N/A				D:N/A		E:N/A		F:1734		
Nmiss(Unwtd)	A:N/A		B:N/A			C:N/A				D:N/A		E:N/A		F:36		

Gender was determined from Q92. Educational status was determined from Q95.
Married = "Married for the first time" and "Remarried;" Not Married = "Single, never married;" and Other = "Legally separated," "Divorced" and "Widowed" (Q97).
Prior service = Respondents who served on active duty in any U.S. military component (Q5). No prior service = All others.
Duty-qualified = Respondents who were awarded the MOS for their current duty position (Q28). Not duty-qualified = All others.
Stay in USAR="Stay to retire"/"Stay beyond oblig.;" Leave at End="Leave after oblig.;" Leave Prior="Leave prior to oblig" (Q84).

1989 Survey of USAR TPU Soldiers
Junior Enlisted Stayers Tabulation Volume

Q32 1988 AVG MONTH'S AR UNPAID HOURS

	A1 MALE	A2 FEMALE	B1 MARRI-ED	B2 NOT MARRI-ED	B3 OTHER	C1 <THAN HI SCH	C2 HIGH SCHOOL	C3 <THAN COLL	C4 BACH & UP	D1 PRIOR SRV	D2 NO PRIOR SRV	E1 DUTY QUAL	E2 NOT DUTY QUAL	F1 STAY IN USAR	F2 LEAVE AT END	F3 LEAVE PRIOR
0 HOURS	50.7	57.3	48.9	54.5	45.1	53.3	56.1	48.4	45.0	47.8	53.8	52.7	49.6	49.5	57.1	59.3
01-04 HOURS	20.0	17.8	18.6	20.0	18.5	14.1	14.8	24.3	27.0	16.9	20.4	20.1	16.7	20.0	18.8	17.4
05-08 HOURS	4.7	5.6	5.9	4.2	7.5	0.0	3.8	6.5	5.3	5.3	4.8	4.6	6.5	5.4	4.5	2.0
09-16 HOURS	8.4	8.3	8.5	8.7	4.6	10.9	7.6	8.9	9.8	9.7	7.9	8.5	7.9	9.1	6.8	8.6
17-40 HOURS	4.5	3.0	5.3	3.7	2.5	3.2	4.2	4.0	5.1	5.9	3.5	3.6	6.6	4.6	3.0	3.8
41 HRS & UP	2.2	1.9	3.1	1.4	4.7	3.2	2.4	1.7	3.1	2.7	1.9	1.8	3.9	2.6	1.8	0.0
MISSING	9.2	5.5	9.1	7.1	17.2	15.4	10.6	5.8	4.7	11.7	7.1	8.4	8.1	8.5	7.5	7.9
MULTIPLE RESP	0.4	0.5	0.6	0.4	0.0	0.0	0.5	0.4	0.0	0.0	0.6	0.4	0.7	0.3	0.4	1.0
TOTAL PERCENT	100.0	100.0	100.0	100.0	100.0	100.0	100.0	100.0	100.0	100.0	100.0	100.0	100.0	100.0	100.0	100.0

N (Weighted)	A:66045	18938	B:25985	53560	5438	C:1652	43108	34892	5331	D:22534	62449	E:69892	15091	F:52281	25880	5088
N (Unwtd)	A:1355	427	B:569	1090	123	C:30	823	739	190	D:489	1293	E:1464	318	F:1105	539	102
Nmiss (Wtd)	A:N/A		B:N/A			C:N/A				D:N/A		E:N/A		F:1734		
Nmiss(Unwtd)	A:N/A		B:N/A			C:N/A				D:N/A		E:N/A		F:36		

Gender was determined from Q92. Educational status was determined from Q95.
Married = "Married for the first time" and "Remarried;" Not Married = "Single, never married;" and Other = "Legally separated," "Divorced" and "Widowed" (Q97).
Prior service = Respondents who served on active duty in any U.S. military component (Q5). No prior service = All others.
Duty-qualified = Respondents who were awarded the MOS for their current duty position (Q28). Not duty-qualified = All others.
Stay in USAR="Stay to retire"/"Stay beyond oblig.;" Leave at End="Leave after oblig.;" Leave Prior="Leave prior to oblig" (Q84).

1989 Survey of USAR TPU Soldiers
Junior Enlisted Stayers Tabulation Volume

Q33 OVERALL SATISFACTION WITH USAR

	A1 MALE	A2 FEMALE	B1 MARRI-ED	B2 NOT MARRI-ED	B3 OTHER	C1 <THAN HI SCH	C2 HIGH SCHOOL	C3 <THAN COLL	C4 BACH & UP	D1 PRIOR SRV	D2 NO PRIOR SRV	E1 DUTY QUAL	E2 NOT DUTY QUAL	F1 STAY IN USAR	F2 LEAVE AT END	F3 LEAVE PRIOR
1:VERY SATISFIED	10.9	12.1	14.2	9.2	16.5	7.7	12.7	10.0	7.5	13.6	10.3	10.8	13.0	16.1	1.9	8.7
2:SATISFIED	46.7	42.3	43.2	46.5	49.6	53.7	45.6	46.6	37.8	44.2	46.2	46.8	40.4	53.6	34.4	26.5
3:NEUTRAL	25.1	28.4	27.3	25.6	20.6	20.9	26.1	25.1	30.0	26.0	25.7	25.5	27.3	21.5	32.9	29.1
4:DISSATISFIED	12.4	11.8	10.5	13.4	9.4	10.0	10.4	13.6	19.2	11.5	12.5	11.9	13.9	5.7	23.3	24.0
5:VERY DISSATIS	3.6	4.0	3.6	3.8	2.7	3.2	3.6	3.9	3.6	2.9	4.0	3.7	3.6	1.4	6.6	10.5
MISSING	1.3	1.5	1.1	1.5	1.3	4.5	1.7	0.8	1.9	1.8	1.2	1.3	1.8	1.6	0.8	1.1
TOTAL PERCENT	100.0	100.0	100.0	100.0	100.0	100.0	100.0	100.0	100.0	100.0	100.0	100.0	100.0	100.0	100.0	100.0

N (Weighted)	A:66045	18938	B:25985	53560	5438	C:1652	43108	34892	5331	D:22534	62449	E:69892	15091	F:52281	25880	5088
N (Unwtd)	A:1355	427	B:569	1090	123	C:30	823	739	190	D:489	1293	E:1464	318	F:1105	539	102
Nmiss (Wtd)	A:N/A		B:N/A			C:N/A				D:N/A		E:N/A		F:1734		
Nmiss(Unwtd)	A:N/A		B:N/A			C:N/A				D:N/A		E:N/A		F:36		

Gender was determined from Q92. Educational status was determined from Q95.
Married = "Married for the first time" and "Remarried;" Not Married = "Single, never married;" and Other = "Legally separated," "Divorced" and "Widowed" (Q97).
Prior service = Respondents who served on active duty in any U.S. military component (Q5). No prior service = All others.
Duty-qualified = Respondents who were awarded the MOS for their current duty position (Q28). Not duty-qualified = All others.
Stay in USAR="Stay to retire"/"Stay beyond oblig.;" Leave at End="Leave after oblig.;" Leave Prior="Leave prior to oblig" (Q84).

1989 Survey of USAR TPU Soldiers
Junior Enlisted Stayers Tabulation Volume

Q34 PERCENT WKND DRILL USED FOR TRAINING

	A1 MALE	A2 FEMALE	B1 MARRI-ED	B2 NOT MARRI-ED	B3 OTHER	C1 <THAN HI SCH	C2 HIGH SCHOOL	C3 <THAN COLL	C4 BACH & UP	D1 PRIOR SRV	D2 NO PRIOR SRV	E1 DUTY QUAL	E2 NOT DUTY QUAL	F1 STAY IN USAR	F2 LEAVE AT END	F3 LEAVE PRIOR
1: 0% - 25%	21.7	26.3	22.3	23.6	16.5	14.5	18.2	25.9	41.6	22.4	22.9	22.7	23.1	18.3	30.6	29.4
2: 25% - 50%	30.7	31.4	28.8	31.7	32.6	35.6	28.6	33.8	28.4	28.6	31.7	30.5	32.8	31.0	30.6	34.4
3: 50% - 75%	31.9	28.8	31.0	30.9	34.2	30.7	34.3	28.9	20.8	32.2	30.8	31.7	28.6	33.5	27.7	23.3
4: 75% - 100%	14.9	12.6	16.9	13.0	15.7	8.3	18.1	10.9	8.9	15.6	14.0	14.1	15.6	16.4	10.7	12.8
MISSING	0.8	1.0	0.9	0.7	1.0	10.9	0.7	0.5	0.3	1.3	0.6	1.0	0.0	0.9	0.4	0.0
TOTAL PERCENT	100.0	100.0	100.0	100.0	100.0	100.0	100.0	100.0	100.0	100.0	100.0	100.0	100.0	100.0	100.0	100.0

N (Weighted)	A:66045	18938	B:25985	53560	5438	C:1652	43108	34892	5331	D:22534	62449	E:69892	15091	F:52281	25880	5088
N (Unwtd)	A:1355	427	B:569	1090	123	C:30	823	739	190	D:489	1293	E:1464	318	F:1105	539	102
Nmiss (Wtd)	A:N/A		B:N/A			C:N/A				D:N/A		E:N/A		F:1734		
Nmiss(Unwtd)	A:N/A		B:N/A			C:N/A				D:N/A		E:N/A		F:36		

Gender was determined from Q92. Educational status was determined from Q95.
Married = "Married for the first time" and "Remarried;" Not Married = "Single, never married;" and Other = "Legally separated," "Divorced" and "Widowed" (Q97).
Prior service = Respondents who served on active duty in any U.S. military component (Q5). No prior service = All others.
Duty-qualified = Respondents who were awarded the MOS for their current duty position (Q28). Not duty-qualified = All others.
Stay in USAR="Stay to retire"/"Stay beyond oblig.;" Leave at End="Leave after oblig.;" Leave Prior="Leave prior to oblig" (Q84).

1989 Survey of USAR TPU Soldiers
Junior Enlisted Stayers Tabulation Volume

Q35 PERCENT OF TRAINING IS MOS TRAINING

	A1 MALE	A2 FEMALE	B1 MARRI-ED	B2 NOT MARRI-ED	B3 OTHER	C1 <THAN HI SCH	C2 HIGH SCHOOL	C3 <THAN COLL	C4 BACH & UP	D1 PRIOR SRV	D2 NO PRIOR SRV	E1 DUTY QUAL	E2 NOT DUTY QUAL	F1 STAY IN USAR	F2 LEAVE AT END	F3 LEAVE PRIOR
1: 0% - 25%	38.9	41.7	40.3	39.7	34.0	28.0	34.1	45.3	48.6	39.1	39.6	40.1	36.6	34.7	47.4	48.7
2: 25% - 50%	27.5	29.4	26.3	28.5	31.2	34.1	28.3	27.1	29.6	29.4	27.5	27.5	30.3	30.4	24.2	21.8
3: 50% - 75%	18.6	18.8	19.5	18.4	17.3	14.3	21.5	16.1	14.5	18.8	18.6	18.6	19.0	20.4	16.7	14.6
4: 75% - 100%	11.6	7.5	10.4	10.4	14.8	6.4	12.3	9.8	4.0	9.8	11.0	10.3	12.1	11.2	9.1	12.0
MISSING	3.4	2.5	3.6	3.0	2.8	17.3	3.8	1.7	3.3	2.9	3.3	3.5	1.9	3.2	2.7	3.0
TOTAL PERCENT	100.0	100.0	100.0	100.0	100.0	100.0	100.0	100.0	100.0	100.0	100.0	100.0	100.0	100.0	100.0	100.0

N (Weighted)	A:66045	18938	B:25985	53560	5438	C:1652	43108	34892	5331	D:22534	62449	E:69892	15091	F:52281	25880	5088
N (Unwtd)	A:1355	427	B:569	1090	123	C:30	823	739	190	D:489	1293	E:1464	318	F:1105	539	102
Nmiss (Wtd)	A:N/A		B:N/A			C:N/A				D:N/A		E:N/A		F:1734		
Nmiss(Unwtd)	A:N/A		B:N/A			C:N/A				D:N/A		E:N/A		F:36		

Gender was determined from Q92. Educational status was determined from Q95.
Married = "Married for the first time" and "Remarried;" Not Married = "Single, never married;" and Other = "Legally separated," "Divorced" and "Widowed" (Q97).
Prior service = Respondents who served on active duty in any U.S. military component (Q5). No prior service = All others.
Duty-qualified = Respondents who were awarded the MOS for their current duty position (Q28). Not duty-qualified = All others.
Stay in USAR="Stay to retire"/"Stay beyond oblig.;" Leave at End="Leave after oblig.;" Leave Prior="Leave prior to oblig" (Q84).

1989 Survey of USAR TPU Soldiers
Junior Enlisted Stayers Tabulation Volume

Q36A WKND DRILL ACT:MOS SKILL RELATED

	A1 MALE	A2 FEMALE	B1 MARRI-ED	B2 NOT MARRI-ED	B3 OTHER	C1 <THAN HI SCH	C2 HIGH SCHOOL	C3 <THAN COLL	C4 EACH & UP	D1 PRIOR SRV	D2 NO PRIOR SRV	E1 DUTY QUAL	E2 NOT DUTY QUAL	F1 STAY IN USAR	F2 LEAVE AT END	F3 LEAVE PRIOR
1:EXTREMELY IMP	36.3	36.5	39.6	33.9	44.1	40.2	35.0	38.4	32.1	38.0	35.7	36.7	34.7	38.2	30.5	48.4
2:VERY IMPORTANT	42.0	40.6	43.5	41.0	39.5	29.1	44.5	39.2	39.1	41.5	41.7	41.6	42.1	43.9	39.8	27.2
3:SOMEWHAT IMP	17.5	18.7	12.6	20.8	12.1	16.6	17.3	17.8	21.0	17.4	17.9	17.5	18.8	15.0	23.3	21.4
4:NOT VERY IMP	2.1	2.8	2.7	2.2	1.4	6.4	1.5	2.8	3.7	0.8	2.8	2.2	2.5	2.0	3.4	0.0
5:NOT AT ALL IMP	1.2	0.9	1.3	1.1	0.9	0.0	0.7	1.6	1.9	0.9	1.3	1.2	1.0	0.3	2.5	2.0
MISSING	0.8	0.4	0.3	0.8	1.9	7.7	0.7	0.2	2.2	1.2	0.5	0.7	0.7	0.5	0.6	1.0
MULTIPLE RESP	0.1	0.0	0.0	0.1	0.0	0.0	0.1	0.0	0.0	0.2	0.0	0.0	0.3	0.1	0.0	0.0
TOTAL PERCENT	100.0	100.0	100.0	100.0	100.0	100.0	100.0	100.0	100.0	100.0	100.0	100.0	100.0	100.0	100.0	100.0

N (Weighted)	A:66045	18938	B:25985	53560	5438	C:1652	43108	34892	5331	D:22534	62449	E:69892	15091	F:52281	25880	5088
N (Unwtd)	A:1355	427	B:569	1090	123	C:30	823	739	190	D:489	1293	E:1464	318	F:1105	539	102
Nmiss (Wtd)	A:N/A		B:N/A			C:N/A				D:N/A		E:N/A		F:1734		
Nmiss(Unwtd)	A:N/A		B:N/A			C:N/A				D:N/A		E:N/A		F:36		

Gender was determined from Q92. Educational status was determined from Q95.
Married = "Married for the first time" and "Remarried;" Not Married = "Single, never married;" and Other = "Legally separated," "Divorced" and "Widowed" (Q97).
Prior service = Respondents who served on active duty in any U.S. military component (Q5). No prior service = All others.
Duty-qualified = Respondents who were awarded the MOS for their current duty position (Q28). Not duty-qualified = All others.
Stay in USAR="Stay to retire"/"Stay beyond oblig.;" Leave at End="Leave after oblig.;" Leave Prior="Leave prior to oblig" (Q84).

1989 Survey of USAR TPU Soldiers
Junior Enlisted Stayers Tabulation Volume

Q36B WKND DRILL ACT:DRAWS ON MILIT SKILS

	A1 MALE	A2 FEMALE	B1 MARRI-ED	B2 NOT MARRI-ED	B3 OTHER	C1 <THAN HI SCH	C2 HIGH SCHOOL	C3 <THAN COLL	C4 BACH & UP	D1 PRIOR SRV	D2 NO PRIOR SRV	E1 DUTY QUAL	E2 NOT DUTY QUAL	F1 STAY IN USAR	F2 LEAVE AT END	F3 LEAVE PRIOR
1:EXTREMELY IMP	23.1	24.7	26.9	21.2	28.6	13.7	23.4	24.5	19.6	25.2	22.8	23.5	23.0	25.4	17.4	33.7
2:VERY IMPORTANT	44.3	44.8	46.5	43.7	42.2	42.5	45.9	42.9	42.6	45.0	44.2	44.2	45.6	48.2	39.2	31.8
3:SOMEWHAT IMP	27.6	26.2	21.4	30.5	24.3	29.8	26.2	28.3	29.0	24.3	28.4	27.5	26.6	23.6	35.0	29.1
4:NOT VERY IMP	2.8	3.3	3.4	2.7	2.1	3.2	3.2	2.3	3.7	2.3	3.1	2.9	2.5	1.4	5.7	3.4
5:NOT AT ALL IMP	1.1	0.9	1.4	1.0	0.0	0.0	0.4	1.7	2.5	1.2	1.0	1.0	1.3	0.5	2.0	1.0
MISSING	1.1	0.2	0.5	0.9	2.8	10.9	0.8	0.2	2.6	2.0	0.5	0.9	1.0	0.8	0.6	1.0
TOTAL PERCENT	100.0	100.0	100.0	100.0	100.0	100.0	100.0	100.0	100.0	100.0	100.0	100.0	100.0	100.0	100.0	100.0

N (Weighted)	A:66045	18938	B:25985	53560	5438	C:1652	43108	34892	5331	D:22534	62449	E:69892	15091	F:52281	25880	5088
N (Unwtd)	A:1355	427	B:569	1090	123	C:30	823	739	190	D:489	1293	E:1464	318	F:1105	539	102
Nmiss (Wtd)	A:N/A		B:N/A			C:N/A				D:N/A		E:N/A		F:1734		
Nmiss(Unwtd)	A:N/A		B:N/A			C:N/A				D:N/A		E:N/A		F:36		

Gender was determined from Q92. Educational status was determined from Q95.
Married = "Married for the first time" and "Remarried;" Not Married = "Single, never married;" and Other = "Legally separated," "Divorced" and "Widowed" (Q97).
Prior service = Respondents who served on active duty in any U.S. military component (Q5). No prior service = All others.
Duty-qualified = Respondents who were awarded the MOS for their current duty position (Q28). Not duty-qualified = All others.
Stay in USAR="Stay to retire"/"Stay beyond oblig.;" Leave at End="Leave after oblig.;" Leave Prior="Leave prior to oblig" (Q84).

1989 Survey of USAR TPL Soldiers
Junior Enlisted Stayers Tabulation Volume

Q36C WKND DRILL ACT:DRAWS ON PROFL SKILS

	A1 MALE	A2 FEMALE	B1 MARRI-ED	B2 NOT MARRI-ED	B3 OTHER	C1 <THAN HI SCH	C2 HIGH SCHOOL	C3 <THAN COLL	C4 BACH & UP	D1 PRIOR SRV	D2 NO PRIOR SRV	E1 DUTY QUAL	E2 NOT DUTY QUAL	F1 STAY IN USAR	F2 LEAVE AT END	F3 LEAVE PRIOR
1:EXTREMELY IMP	17.7	21.8	20.7	16.3	31.1	6.4	17.3	19.8	25.7	23.4	16.9	18.5	19.0	19.5	14.9	28.3
2:VERY IMPORTANT	35.0	38.7	36.4	35.6	35.0	23.8	36.5	36.0	32.9	35.9	35.8	35 7	36.5	37.0	35.7	23.6
3:SOMEWHAT IMP	31.8	26.6	29.7	31.6	26.4	42.3	33.4	27.4	26.8	28.8	31.4	30.5	31.6	31.4	29.0	34.3
4:NOT VERY IMP	10.3	10.3	9.2	11.4	4.9	13.5	8.7	12.3	9.3	6.9	11.5	10.6	9.1	8.5	14.5	8.4
5:NOT AT ALL IMP	3.8	1.6	2.9	3.8	0.7	0.0	3.0	3.9	2.6	2.3	3.7	3.5	2.4	2.5	4.7	4.4
MISSING	1.3	0.7	0.8	1.3	1.9	14.1	1.0	0.5	2.6	2.4	0.7	1.1	1.4	0.9	1.2	1.0
MULTIPLE RESP	0.1	0.2	0.2	0.1	0.0	0.0	0.1	0.1	0.0	0.3	0.1	0.2	0.0	0.2	0.0	0.0
TOTAL PERCENT	100.0	100.0	100.0	100.0	100.0	100.0	100.0	100.0	100.0	100.0	100.0	100.0	100.0	100.0	100.0	100.0

N (Weighted)	A:66045	18938	B:25985	53560	5438	C:1652	43108	34892	5331	D:22534	62449	E:69892	15091	F:52281	25880	5088
N (Unwtd)	A:1355	427	B:569	1090	123	C:30	823	739	190	D:489	1293	E:1464	318	F:1105	539	102
Nmiss (Wtd)	A:N/A		B:N/A			C:N/A				D:N/A		E:N/A		F:1734		
Nmiss(Unwtd)	A:N/A		B:N/A			C:N/A				D:N/A		E:N/A		F:36		

Gender was determined from Q92. Educational status was determined from Q95.
Married = "Married for the first time" and "Remarried;" Not Married = "Single, never married;" and Other = "Legally separated," "Divorced" and "Widowed" (Q97).
Prior service = Respondents who served on active duty in any U.S. military component (Q5). No prior service = All others.
Duty-qualified = Respondents who were awarded the MOS for their current duty position (Q28). Not duty-qualified = All others.
Stay in USAR="Stay to retire"/"Stay beyond oblig.;" Leave at End="Leave after oblig.;" Leave Prior="Leave prior to oblig" (Q84).

1989 Survey of USAR TPU Soldiers
Junior Enlisted Stayers Tabulation Volume

Q36D WKND DRILL ACT:SOMETHING FOR LEADER

	A1 MALE	A2 FEMALE	B1 MARRI-ED	B2 NOT MARRI-ED	B3 OTHER	C1 <THAN HI SCH	C2 HIGH SCHOOL	C3 <THAN COLL	C4 BACH & UP	D1 PRIOR SRV	D2 NO PRIOR SRV	E1 DUTY QUAL	E2 NOT DUTY QUAL	F1 STAY IN USAR	F2 LEAVE AT END	F3 LEAVE PRIOR
1:EXTREMELY IMP	7.3	9.0	10.7	6.0	9.7	6.9	7.8	7.1	10.0	9.0	7.2	7.8	6.9	9.1	4.9	8.5
2:VERY IMPORTANT	27.8	29.1	29.9	27.6	25.2	30.4	32.2	23.9	21.9	27.2	28.5	27.8	29.8	32.5	19.1	27.3
3:SOMEWHAT IMP	45.3	44.9	41.9	46.4	49.0	34.3	43.1	47.9	48.0	43.7	45.7	44.9	46.8	44.3	49.0	38.1
4:NOT VERY IMP	14.1	13.7	12.0	15.1	12.1	14.1	12.6	15.9	12.5	14.1	13.9	14.6	11.1	10.2	20.9	18.2
5:NOT AT ALL IMP	4.0	2.8	4.5	3.5	2.2	0.0	3.2	4.4	4.9	4.0	3.6	3.5	4.8	2.7	5.2	6.9
MISSING	1.6	0.5	1.0	1.4	1.9	14.3	1.1	0.8	2.6	2.1	1.1	1.5	0.7	1.1	0.9	1.0
TOTAL PERCENT	100.0	100.0	100.0	100.0	100.0	100.0	100.0	100.0	100.0	100.0	100.0	100.0	100.0	100.0	100.0	100.0

N (Weighted)	A:66045	18938	B:25985	53560	5438	C:1652	43108	34892	5331	D:22514	62449	E:69892	15091	F:52281	25880	5088
N (Unwtd)	A:1355	427	B:569	1090	123	C:30	823	739	190	D:489	1293	E:1464	318	F:1105	539	102
Nmiss (Wtd)	A:N/A		B:N/A			C:N/A				D:N/A		E:N/A		F:1734		
Nmiss(Unwtd)	A:N/A		B:N/A			C:N/A				D:N/A		E:N/A		F:36		

Gender was determined from Q92. Educational status was determined from Q95.
Married = "Married for the first time" and "Remarried;" Not Married = "Single, never married;" and Other = "Legally separated," "Divorced" and "Widowed" (Q97).
Prior service = Respondents who served on active duty in any U.S. military component (Q5). No prior service = All others.
Duty-qualified = Respondents who were awarded the MOS for their current duty position (Q28). Not duty-qualified = All others.
Stay in USAR="Stay to retire"/"Stay beyond oblig.;" Leave at End="Leave after oblig.;" Leave Prior="Leave prior to oblig" (Q84).

1989 Survey of USAR TPU Soldiers
Junior Enlisted Stayers Tabulation Volume

Q36E WKND DRILL ACT:SOMETHING FOR MEMBER

	A1 MALE	A2 FEMALE	B1 MARRI-ED	B2 NOT MARRI-ED	B3 OTHER	C1 <THAN HI SCH	C2 HIGH SCHOOL	C3 <THAN COLL	C4 BACH & UP	D1 PRIOR SRV	D2 NO PRIOR SRV	E1 DUTY QUAL	E2 NOT DUTY QUAL	F1 STAY IN USAR	F2 LEAVE AT END	F3 LEAVE PRIOR
1:EXTREMELY IMP	10.8	12.1	13.7	9.3	15.9	9.7	10.5	11.5	12.8	13.2	10.3	10.8	12.3	13.3	6.4	11.3
2:VERY IMPORTANT	37.8	36.4	41.3	35.9	35.8	37.7	40.6	34.7	30.9	38.9	37.0	37.9	35.5	41.6	31.2	28.7
3:SOMEWHAT IMP	41.3	43.2	36.6	44.4	40.1	30.7	39.8	44.0	46.0	37.9	43.1	41.3	43.6	38.0	48.9	45.3
4:NOT VERY IMP	6.8	6.3	5.3	7.7	3.6	7.7	6.4	7.2	5.2	6.0	7.0	7.0	5.5	4.8	10.2	8.7
5:NOT AT ALL IMP	1.7	1.1	2.3	1.2	1.8	0.0	1.4	1.6	3.3	2.0	1.4	1.4	2.2	0.9	2.3	4.9
MISSING	1.6	1.0	1.0	1.5	2.8	14.1	1.3	1.0	1.7	2.0	1.3	1.6	1.0	1.5	1.0	1.0
TOTAL PERCENT	100.0	100.0	100.0	100.0	100.0	100.0	100.0	100.0	100.0	100.0	100.0	100.0	100.0	100.0	100.0	100.0

N (Weighted) A:66045 18938 B:25985 53560 5438 C:1652 43108 34892 5331 D:22534 62449 E:69892 15091 F:52281 25880 5088
N (Unwtd) A:1355 427 B:569 1090 123 C:30 823 739 190 D:489 1293 E:1464 318 F:1105 539 102
Nmiss (Wtd) A:N/A B:N/A C:N/A D:N/A E:N/A F:1734
Nmiss(Unwtd) A:N/A B:N/A C:N/A D:N/A E:N/A F:36
Gender was determined from Q92. Educational status was determined from Q95.
Married = "Married for the first time" and "Remarried;" Not Married = "Single, never married;" and Other = "Legally separated," "Divorced" and "Widowed" (Q97).
Prior service = Respondents who served on active duty in any U.S. military component (Q5). No prior service = All others.
Duty-qualified = Respondents who were awarded the MOS for their current duty position (Q28). Not duty-qualified = All others.
Stay in USAR="Stay to retire"/"Stay beyond oblig.;" Leave at End="Leave after oblig.;" Leave Prior="Leave prior to oblig" (Q84).

1989 Survey of USAR TPU Soldiers
Junior Enlisted Stayers Tabulation Volume

Q36F WKND DRILL ACT:REWARD RECOGNITION

	A1 MALE	A2 FEMALE	B1 MARRI-ED	B2 NOT MARRI-ED	B3 OTHER	C1 <THAN HI SCH	C2 HIGH SCHOOL	C3 <THAN COLL	C4 BACH & UP	D1 PRIOR SRV	D2 NO PRIOR SRV	E1 DUTY QUAL	E2 NOT DUTY QUAL	F1 STAY IN USAR	F2 LEAVE AT END	F3 LEAVE PRIOR
1:EXTREMELY IMP	17.1	19.2	19.0	16.3	23.9	17.1	20.3	14.8	14.2	22.0	16.0	17.3	18.8	19.5	12.7	22.3
2:VERY IMPORTANT	30.3	26.6	30.4	29.3	26.6	24.8	29.6	29.9	26.7	27.6	30.1	30.0	26.7	30.2	29.1	23.1
3:SOMEWHAT IMP	32.7	35.3	29.2	35.3	33.3	30.9	33.4	33.7	30.9	28.5	35.0	32.9	35.0	32.9	36.1	27.1
4:NOT VERY IMP	14.6	14.9	14.8	15.0	10.7	12.9	12.1	17.3	18.2	15.9	14.2	14.5	15.3	13.2	17.0	17.3
5:NOT AT ALL IMP	4.0	3.3	5.2	3.2	3.6	3.4	3.5	3.8	7.4	3.8	3.9	3.9	3.5	3.2	3.9	9.2
MISSING	1.3	0.7	1.5	1.0	1.9	10.9	1.2	0.5	2.6	2.1	0.8	1.3	0.7	1.0	1.2	1.0
TOTAL PERCENT	100.0	100.0	100.0	100.0	100.0	100.0	100.0	100.0	100.0	100.0	100.0	100.0	100.0	100.0	100.0	100.0

N (Weighted)	A:66045	18938	B:25985	53560	5438	C:1652	43108	34892	5331	D:22534	62449	E:69892	15091	F:52281	25880	5088
N (Unwtd)	A:1355	427	B:569	1090	123	C:30	823	739	190	D:489	1293	E:1464	318	F:1105	539	102
Nmiss (Wtd)	A:N/A		B:N/A			C:N/A				D:N/A		E:N/A		F:1734		
Nmiss(Unwtd)	A:N/A		B:N/A			C:N/A				D:N/A		E:N/A		F:36		

Gender was determined from Q92. Educational status was determined from Q95.
Married = "Married for the first time" and "Remarried;" Not Married = "Single, never married;" and Other = "Legally separated," "Divorced" and "Widowed" (Q97).
Prior service = Respondents who served on active duty in any U.S. military component (Q5). No prior service = All others.
Duty-qualified = Respondents who were awarded the MOS for their current duty position (Q28). Not duty-qualified = All others.
Stay in USAR="Stay to retire"/"Stay beyond oblig.;" Leave at End="Leave after oblig.;" Leave Prior="Leave prior to oblig" (Q84).

1989 Survey of USAR TPU Soldiers
Junior Enlisted Stayers Tabulation Volume

Q36G WKND DRILL ACT:PEER RECOGNITION

	A1 MALE	A2 FEMALE	B1 MARRI-ED	B2 NOT MARRI-ED	B3 OTHER	C1 <THAN HI SCH	C2 HIGH SCHOOL	C3 <THAN COLL	C4 BACH & UP	D1 PRIOR SRV	D2 NO PRIOR SRV	E1 DUTY QUAL	E2 NOT DUTY QUAL	F1 STAY IN USAR	F2 LEAVE AT END	F3 LEAVE PRIOR
1:EXTREMELY IMP	16.2	15.6	17.9	14.4	22.7	12.9	17.7	14.4	14.3	20.3	14.5	15.8	17.1	18.1	11.4	19.9
2:VERY IMPORTANT	35.1	31.2	37.4	33.0	32.0	40.1	36.5	32.2	27.1	32.9	34.7	34.8	31.5	35.7	30.3	31.6
3:SOMEWHAT IMP	32.7	38.9	28.9	37.7	23.4	26.4	30.6	37.9	39.5	28.8	36.0	33.7	35.9	32.0	41.0	26.3
4:NOT VERY IMP	11.4	10.6	10.8	11.0	15.6	6.4	10.9	11.4	14.0	12.4	10.8	11.1	11.7	10.0	13.3	16.7
5:NOT AT ALL IMP	3.4	3.5	4.0	3.1	3.4	3.4	3.4	3.4	3.7	3.5	3.4	3.5	3.1	3.0	3.6	5.5
MISSING	1.3	0.2	1.0	0.8	2.9	10.9	0.9	0.7	1.3	2.0	0.7	1.1	0.7	1.2	0.4	0.0
TOTAL PERCENT	100.0	100.0	100.0	100.0	100.0	100.0	100.0	100.0	100.0	100.0	100.0	100.0	100.0	100.0	100.0	100.0

N (Weighted)	A:66045	18938	B:25985	53560	5438	C:1652	43108	34892	5331	D:22534	62449	E:69892	15091	F:52281	25880	5088
N (Unwtd)	A:1355	427	B:569	1090	123	C:30	823	739	190	D:489	1293	E:1464	318	F:1105	539	102
Nmiss (Wtd)	A:N/A		B:N/A			C:N/A				D:N/A		E:N/A		F:1734		
Nmiss(Unwtd)	A:N/A		B:N/A			C:N/A				D:N/A		E:N/A		F:36		

Gender was determined from Q92. Educational status was determined from Q95.
Married = "Married for the first time" and "Remarried;" Not Married = "Single, never married;" and Other = "Legally separated," "Divorced" and "Widowed" (Q97).
Prior service = Respondents who served on active duty in any U.S. military component (Q5). No prior service = All others.
Duty-qualified = Respondents who were awarded the MOS for their current duty position (Q28). Not duty-qualified = All others.
Stay in USAR="Stay to retire"/"Stay beyond oblig.;" Leave at End="Leave after oblig.;" Leave Prior="Leave prior to oblig" (Q84).

1989 Survey of USAR TPU Soldiers
Junior Enlisted Stayers Tabulation Volume

Q36H WKND DRILL ACT:LEADER RECOGNITION

	A1 MALE	A2 FEMALE	B1 MARRI-ED	B2 NOT MARRI-ED	B3 OTHER	C1 <THAN HI SCH	C2 HIGH SCHOOL	C3 <THAN COLL	C4 BACH & UP	D1 PRIOR SRV	D2 NO PRIOR SRV	E1 DUTY QUAL	E2 NOT DUTY QUAL	F1 STAY IN USAR	F2 LEAVE AT END	F3 LEAVE PRIOR
1:EXTREMELY IMP	18.5	18.9	20.0	17.6	21.6	16.9	20.3	16.7	17.9	22.8	17.1	18.3	20.0	19.9	14.7	24.8
2:VERY IMPORTANT	34.2	33.9	36.3	33.2	33.3	28.7	37.2	31.5	28.0	31.9	35.0	33.7	36.2	36.6	30.3	24.6
3:SOMEWHAT IMP	32.2	34.5	29.3	35.2	25.0	33.8	29.6	36.2	35.3	26.6	34.9	33.6	28.5	31.0	37.6	31.9
4:NOT VERY IMP	10.6	9.3	9.5	10.4	13.5	6.4	9.2	11.5	12.9	13.1	9.3	10.1	11.6	8.6	13.6	12.5
5:NOT AT ALL IMP	2.7	2.4	3.4	2.3	2.5	3.4	2.1	3.1	3.2	3.2	2.4	2.7	2.5	2.2	3.1	5.2
MISSING	1.5	1.1	1.5	1.1	4.1	10.9	1.4	0.8	2.6	2.4	1.1	1.5	1.2	1.6	0.6	1.0
MULTIPLE RESP	0.2	0.0	0.0	0.2	0.0	0.0	0.1	0.1	0.0	0.0	0.2	0.1	0.0	0.1	0.2	0.0
TOTAL PERCENT	100.0	100.0	100.0	100.0	100.0	100.0	100.0	100.0	100.0	100.0	100.0	100.0	100.0	100.0	100.0	100.0

N (Weighted)	A:66045	18938	B:25985	53560	5438	C:1652	43108	34892	5331	D:22534	62449	E:69892	15091	F:52281	25880	5088
N (Unwtd)	A:1355	427	B:569	1090	123	C:30	823	739	190	D:489	1293	E:1464	318	F:1105	539	102
Nmiss (Wtd)	A:N/A		B:N/A			C:N/A				D:N/A		E:N/A		F:1734		
Nmiss(Unwtd)	A:N/A		B:N/A			C:N/A				D:N/A		E:N/A		F:36		

Gender was determined from Q92. Educational status was determined from Q95.
Married = "Married for the first time" and "Remarried;" Not Married = "Single, never married;" and Other = "Legally separated," "Divorced" and "Widowed" (Q97).
Prior service = Respondents who served on active duty in any U.S. military component (Q5). No prior service = All others.
Duty-qualified = Respondents who were awarded the MOS for their current duty position (Q28). Not duty-qualified = All others.
Stay in USAR="Stay to retire"/"Stay beyond oblig.;" Leave at End="Leave after oblig.;" Leave Prior="Leave prior to oblig" (Q84).

1989 Survey of USAR TPU Soldiers
Junior Enlisted Stayers Tabulation Volume

Q36I WKND DRILL ACT:TRNG PUSHES TO LIMIT

	A1 MALE	A2 FEMALE	B1 MARRI-ED	B2 NOT MARRI-ED	B3 OTHER	C1 <THAN HI SCH	C2 HIGH SCHOOL	C3 <THAN COLL	C4 BACH & UP	D1 PRIOR SRV	D2 NO PRIOR SRV	E1 DUTY QUAL	E2 NOT DUTY QUAL	F1 STAY IN USAR	F2 LEAVE AT END	F3 LEAVE PRIOR
1:EXTREMELY IMP	18.8	21.0	21.9	17.3	26.5	14.3	19.5	19.4	18.6	21.0	18.7	19.3	19.2	21.4	12.8	31.5
2:VERY IMPORTANT	33.4	34.1	34.1	34.0	26.7	50.9	33.0	34.6	25.7	30.8	34.5	33.2	35.2	36.6	28.1	31.8
3:SOMEWHAT IMP	33.4	29.0	30.0	33.8	30.2	20.0	33.4	31.7	32.4	31.7	32.7	32.8	30.6	30.8	37.9	23.9
4:NOT VERY IMP	10.0	12.3	8.5	11.3	12.4	3.9	10.1	10.6	15.4	10.9	10.4	10.5	10.7	8.2	15.5	9.8
5:NOT AT ALL IMP	2.8	2.2	3.8	2.2	1.4	0.0	2.3	2.8	5.0	3.4	2.4	2.5	3.5	1.5	4.8	2.0
MISSING	1.5	1.2	1.6	1.3	2.8	10.9	1.6	0.9	1.7	2.1	1.3	1.6	0.8	1.4	1.0	1.0
MULTIPLE RESP	0.0	0.3	0.1	0.1	0.0	0.0	0.0	0.0	1.3	0.1	0.1	0.1	0.0	0.1	0.1	0.0
TOTAL PERCENT	100.0	100.0	100.0	100.0	100.0	100.0	100.0	100.0	100.0	100.0	100.0	100.0	100.0	100.0	100.0	100.0

N (Weighted)	A:66045	18938	B:25985	53560	5438	C:1652	43108	34892	5331	D:22534	62449	E:69892	15091	F:52281	25880	5088
N (Unwtd)	A:1355	427	B:569	1090	123	C:30	823	739	190	D:489	1293	E:1464	318	F:1105	539	102
Nmiss (Wtd)	A:N/A		B:N/A			C:N/A				D:N/A		E:N/A		F:1734		
Nmiss(Unwtd)	A:N/A		B:N/A			C:N/A				D:N/A		E:N/A		F:36		

Gender was determined from Q92. Educational status was determined from Q95.
Married = "Married for the first time" and "Remarried;" Not Married = "Single, never married;" and Other = "Legally separated," "Divorced" and "Widowed" (Q97).
Prior service = Respondents who served on active duty in any U.S. military component (Q5). No prior service = All others.
Duty-qualified = Respondents who were awarded the MOS for their current duty position (Q28). Not duty-qualified = All others.
Stay in USAR="Stay to retire"/"Stay beyond oblig.;" Leave at End="Leave after oblig.;" Leave Prior="Leave prior to oblig" (Q84).

1989 Survey of USAR TPU Soldiers
Junior Enlisted Stayers Tabulation Volume

Q36J WKND DRILL ACT:IMPROVE UNIT AS TEAM

	A1 MALE	A2 FEMALE	B1 MARRI-ED	B2 NOT MARRI-ED	B3 OTHER	C1 <THAN HI SCH	C2 HIGH SCHOOL	C3 <THAN COLL	C4 BACH & UP	D1 PRIOR SRV	D2 NO PRIOR SRV	E1 DUTY QUAL	E2 NOT DUTY QUAL	F1 STAY IN USAR	F2 LEAVE AT END	F3 LEAVE PRIOR
1:EXTREMELY IMP	26.9	27.2	31.0	24.3	34.6	24.6	27.1	27.0	26.9	29.3	26.2	27.1	26.7	31.8	15.5	39.5
2:VERY IMPORTANT	40.8	42.3	44.8	40.0	35.6	40.5	42.2	40.4	38.3	39.8	41.7	40.8	42.9	42.9	39.3	31.4
3:SOMEWHAT IMP	25.6	25.6	18.3	29.6	22.0	17.5	24.3	27.4	27.5	22.9	26.6	25.8	24.8	21.0	36.0	22.1
4:NOT VERY IMP	4.1	3.0	3.8	3.9	3.6	6.6	4.3	3.4	2.6	4.8	3.5	3.9	3.5	2.5	6.3	5.0
5:NOT AT ALL IMP	1.0	1.1	0.9	1.0	2.3	0.0	0.7	1.2	2.7	0.6	1.2	1.0	1.1	0.4	2.0	2.0
MISSING	1.5	0.4	1.2	1.2	1.9	10.9	1.3	0.7	2.0	2.4	0.8	1.3	1.0	1.3	0.9	0.0
MULTIPLE RESP	0.0	0.3	0.0	0.1	0.0	0.0	0.1	0.0	0.0	0.2	0.0	0.1	0.0	0.1	0.0	0.0
TOTAL PERCENT	100.0	100.0	100.0	100.0	100.0	100.0	100.0	100.0	100.0	100.0	100.0	100.0	100.0	100.0	100.0	100.0

N (Weighted)	A:66045	18938	B:25985	53560	5438	C:1652	43108	34892	5331	D:22534	62449	E:69892	15091	F:52281	25880	5088
N (Unwtd)	A:1355	427	B:569	1090	123	C:30	823	739	190	D:489	1293	E:1464	318	F:1105	539	102
Nmiss (Wtd)	A:N/A		B:N/A			C:N/A				D:N/A		E:N/A		F:1734		
Nmiss(Unwtd)	A:N/A		B:N/A			C:N/A				D:N/A		E:N/A		F:36		

Gender was determined from Q92. Educational status was determined from Q95.
Married = "Married for the first time" and "Remarried;" Not Married = "Single, never married;" and Other = "Legally separated," "Divorced" and "Widowed" (Q97).
Prior service = Respondents who served on active duty in any U.S. military component (Q5). No prior service = All others.
Duty-qualified = Respondents who were awarded the MOS for their current duty position (Q28). Not duty-qualified = All others.
Stay in USAR="Stay to retire"/"Stay beyond oblig.;" Leave at End="Leave after oblig.;" Leave Prior="Leave prior to oblig" (Q84).

1989 Survey of USAR TPU Soldiers
Junior Enlisted Stayers Tabulation Volume

Q36K WKND DRILL ACT:IT DOES NOT MATTER

	A1 MALE	A2 FEMALE	B1 MARRI-ED	B2 NOT MARRI-ED	B3 OTHER	C1 <THAN HI SCH	C2 HIGH SCHOOL	C3 <THAN COLL	C4 BACH & UP	D1 PRIOR SRV	D2 NO PRIOR SRV	E1 DUTY QUAL	E2 NOT DUTY QUAL	F1 STAY IN USAR	F2 LEAVE AT END	F3 LEAVE PRIOR
0:NOT ANSWERED	95.6	97.2	96.9	95.5	96.2	95.5	94.6	97.4	96.9	95.9	95.9	96.1	95.2	96.4	95.4	92.6
1:ANSWERED	4.4	2.8	3.1	4.5	3.8	4.5	5.4	2.6	3.1	4.1	4.1	3.9	4.8	3.6	4.6	7.4
TOTAL PERCENT	100.0	100.0	100.0	100.0	100.0	100.0	100.0	100.0	100.0	100.0	100.0	100.0	100.0	100.0	100.0	100.0

N (Weighted)	A:66045	18938	B:25985	53560	5438	C:1652	43108	34892	5331	D:22534	62449	E:69892	15091	F:52281	25880	5088
N (Unwtd)	A:1355	427	B:569	1090	123	C:30	823	739	190	D:489	1293	E:1464	318	F:1105	539	102
Nmiss (Wtd)	A:N/A		B:N/A			C:N/A				D:N/A		E:N/A		F:1734		
Nmiss(Unwtd)	A:N/A		B:N/A			C:N/A				D:N/A		E:N/A		F:36		

Gender was determined from Q92. Educational status was determined from Q95.
Married = "Married for the first time" and "Remarried;" Not Married = "Single, never married;" and Other = "Legally separated," "Divorced" and "Widowed" (Q97).
Prior service = Respondents who served on active duty in any U.S. military component (Q5). No prior service = All others.
Duty-qualified = Respondents who were awarded the MOS for their current duty position (Q28). Not duty-qualified = All others.
Stay in USAR="Stay to retire"/"Stay beyond oblig.;" Leave at End="Leave after oblig.;" Leave Prior="Leave prior to oblig" (Q84).

1989 Survey of USAR TPU Soldiers
Junior Enlisted Stayers Tabulation Volume

Q37A WKND DRILL SATIS:OVERALL TRAINING

	A1 MALE	A2 FEMALE	B1 MARRIED	B2 NOT MARRIED	B3 OTHER	C1 <THAN HI SCH	C2 HIGH SCHOOL	C3 <THAN COLL	C4 BACH & UP	D1 PRIOR SRV	D2 NO PRIOR SRV	E1 DUTY QUAL	E2 NOT DUTY QUAL	F1 STAY IN USAR	F2 LEAVE AT END	F3 LEAVE PRIOR
1:VERY SATISFIED	5.0	4.1	6.3	4.0	5.5	14.3	5.4	3.5	5.3	5.8	4.5	4.4	6.5	6.2	1.8	4.8
2:SATISFIED	38.2	36.4	38.9	36.9	41.1	29.8	41.3	35.3	27.7	39.5	37.2	37.9	37.4	43.0	30.4	24.0
3:NEUTRAL	32.5	31.5	28.5	33.9	34.4	26.4	33.2	30.9	36.3	29.8	33.2	32.3	32.2	29.3	37.7	37.1
4:DISSATISFIED	17.7	21.8	19.4	18.6	14.3	13.9	14.7	22.6	25.1	18.9	18.5	18.7	18.0	16.9	22.9	17.2
5:VERY DISSATIS	6.1	4.8	5.8	5.9	4.7	7.9	4.4	7.5	5.3	5.6	5.9	6.0	5.0	3.9	6.9	16.8
MISSING	0.5	1.3	0.9	0.6	0.0	7.7	0.8	0.3	0.3	0.6	0.7	0.6	0.8	0.7	0.3	0.0
MULTIPLE RESP	0.1	0.0	0.2	0.0	0.0	0.0	0.1	0.0	0.0	0.0	0.1	0.1	0.0	0.0	0.0	0.0
TOTAL PERCENT	100.0	100.0	100.0	100.0	100.0	100.0	100.0	100.0	100.0	100.0	100.0	100.0	100.0	100.0	100.0	100.0

N (Weighted)	A:66045	18938	B:25985	53560	5438	C:1652	43108	34892	5331	D:22534	62449	E:69892	15091	F:52281	25880	5088
N (Unwtd)	A:1355	427	B:569	1090	123	C:30	823	739	190	D:489	1293	E:1464	318	F:1105	539	102
Nmiss (Wtd)	A:N/A		B:N/A			C:N/A				D:N/A		E:N/A		F:1734		
Nmiss(Unwtd)	A:N/A		B:N/A			C:N/A				D:N/A		E:N/A		F:36		

Gender was determined from Q92. Educational status was determined from Q95.
Married = "Married for the first time" and "Remarried;" Not Married = "Single, never married;" and Other = "Legally separated," "Divorced" and "Widowed" (Q97).
Prior service = Respondents who served on active duty in any U.S. military component (Q5). No prior service = All others.
Duty-qualified = Respondents who were awarded the MOS for their current duty position (Q28). Not duty-qualified = All others.
Stay in USAR="Stay to retire"/"Stay beyond oblig.;" Leave at End="Leave after oblig.;" Leave Prior="Leave prior to oblig" (Q84).

1989 Survey of USAR TPU Soldiers
Junior Enlisted Stayers Tabulation Volume

Q37B WKND DRILL SATIS:UNIT WEAPONS/EQUIP

	A1 MALE	A2 FEMALE	B1 MARRI-ED	B2 NOT MARRI-ED	B3 OTHER	C1 <THAN HI SCH	C2 HIGH SCHOOL	C3 <THAN COLL	C4 BACH & UP	D1 PRIOR SRV	D2 NO PRIOR SRV	E1 DUTY QUAL	E2 NOT DUTY QUAL	F1 STAY IN USAR	F2 LEAVE AT END	F3 LEAVE PRIOR
1:VERY SATISFIED	6.0	3.4	5.7	5.1	7.9	8.3	6.4	4.1	5.1	6.3	5.1	5.0	7.4	6.5	3.3	4.9
2:SATISFIED	33.9	26.6	34.7	30.9	34.8	47.1	32.8	32.3	23.5	31.4	32.6	31.5	35.9	35.1	28.5	21.4
3:NEUTRAL	30.3	40.2	29.5	34.0	31.6	22.7	33.3	31.1	37.3	28.4	33.9	33.0	30.0	31.7	33.0	38.4
4:DISSATISFIED	20.2	20.7	20.5	20.6	15.6	6.6	19.7	20.7	27.2	21.8	19.8	21.0	17.2	19.5	22.5	19.7
5:VERY DISSATIS	8.7	8.0	8.6	8.4	9.1	4.5	6.6	11.3	6.5	10.6	7.8	8.5	8.6	6.3	11.9	15.7
MISSING	1.0	1.1	1.0	1.0	1.0	10.9	1.1	0.5	0.3	1.6	0.8	1.1	0.8	0.9	0.7	0.0
TOTAL PERCENT	100.0	100.0	100.0	100.0	100.0	100.0	100.0	100.0	100.0	100.0	100.0	100.0	100.0	100.0	100.0	100.0

N (Weighted)	A:66045	18938	B:25985	53560	5438	C:1652	43108	34892	5331	D:22534	62449	E:69892	15091	F:52281	25880	5088
N (Unwtd)	A:1355	427	B:569	1090	123	C:30	823	739	190	D:489	1293	E:1464	318	F:1105	539	102
Nmiss (Wtd)	A:N/A		B:N/A			C:N/A				D:N/A		E:N/A		F:1734		
Nmiss(Unwtd)	A:N/A		B:N/A			C:N/A				D:N/A		E:N/A		F:36		

Gender was determined from Q92. Educational status was determined from Q95.
Married = "Married for the first time" and "Remarried;" Not Married = "Single, never married;" and Other = "Legally separated," "Divorced" and "Widowed" (Q97).
Prior service = Respondents who served on active duty in any U.S. military component (Q5). No prior service = All others.
Duty-qualified = Respondents who were awarded the MOS for their current duty position (Q28). Not duty-qualified = All others.
Stay in USAR="Stay to retire"/"Stay beyond oblig.;" Leave at End="Leave after oblig.;" Leave Prior="Leave prior to oblig" (Q84).

1989 Survey of USAR TPU Soldiers
Junior Enlisted Stayers Tabulation Volume

Q37C WKND DRILL SATIS:CONDITION OF EQUIP

	A1 MALE	A2 FEMALE	B1 MARRI-ED	B2 NOT MARRI-ED	B3 OTHER	C1 <THAN HI SCH	C2 HIGH SCHOOL	C3 <THAN COLL	C4 BACH & UP	D1 PRIOR SRV	D2 NO PRIOR SRV	E1 DUTY QUAL	E2 NOT DUTY QUAL	F1 STAY IN USAR	F2 LEAVE AT END	F3 LEAVE PRIOR
1:VERY SATISFIED	9.1	5.0	9.5	7.4	10.0	6.9	10.1	6.3	5.8	8.7	8.0	8.1	8.7	9.2	6.8	6.9
2:SATISFIED	36.6	31.1	34.5	36.2	31.4	37.3	33.7	37.9	31.5	31.8	36.7	35.8	33.3	37.6	32.9	27.4
3:NEUTRAL	30.7	38.7	30.8	32.8	37.5	27.0	33.8	30.2	38.7	31.4	32.9	32.0	34.6	31.0	34.2	38.9
4:DISSATISFIED	16.0	16.5	16.4	16.1	15.1	10.0	15.6	16.9	17.9	18.5	15.3	16.2	15.8	15.8	16.5	16.2
5:VERY DISSATIS	6.1	6.6	7.3	5.8	5.1	7.9	4.9	7.8	5.7	7.2	5.9	6.2	6.4	5.0	8.4	9.5
MISSING	1.3	2.1	1.5	1.6	1.0	10.9	2.0	0.7	0.3	2.1	1.3	1.6	1.1	1.5	1.1	1.1
MULTIPLE RESP	0.1	0.0	0.0	0.1	0.0	0.0	0.0	0.2	0.0	0.2	0.0	0.1	0.0	0.0	0.2	0.0
TOTAL PERCENT	100.0	100.0	100.0	100.0	100.0	100.0	100.0	100.0	100.0	100.0	100.0	100.0	100.0	100.0	100.0	100.0

N (Weighted)	A:66045	18938	B:25985	53560	5438	C:1652	43108	34892	5331	D:22534	62449	E:69892	15091	F:52281	25880	5088
N (Unwtd)	A:1355	427	B:569	1090	123	C:30	823	739	190	D:489	1293	E:1464	318	F:1105	539	102
Nmiss (Wtd)	A:N/A		B:N/A			C:N/A				D:N/A		E:N/A		F:1734		
Nmiss(Unwtd)	A:N/A		B:N/A			C:N/A				D:N/A		E:N/A		F:36		

Gender was determined from Q92. Educational status was determined from Q95.
Married = "Married for the first time" and "Remarried;" Not Married = "Single, never married;" and Other = "Legally separated," "Divorced" and "Widowed" (Q97).
Prior service = Respondents who served on active duty in any U.S. military component (Q5). No prior service = All others.
Duty-qualified = Respondents who were awarded the MOS for their current duty position (Q28). Not duty-qualified = All others.
Stay in USAR="Stay to retire"/"Stay beyond oblig.;" Leave at End="Leave after oblig.;" Leave Prior="Leave prior to oblig" (Q84).

1989 Survey of USAR TPU Soldiers
Junior Enlisted Stayers Tabulation Volume

Q37D WKND DRILL SATIS:MODERN EQUIP AVAIL

	A1 MALE	A2 FEMALE	B1 MARRI-ED	B2 NOT MARRI-ED	B3 OTHER	C1 <THAN HI SCH	C2 HIGH SCHOOL	C3 <THAN COLL	C4 BACH & UP	D1 PRIOR SRV	D2 NO PRIOR SRV	E1 DUTY QUAL	E2 NOT DUTY QUAL	F1 STAY IN USAR	F2 LEAVE AT END	F3 LEAVE PRIOR
1:VERY SATISFIED	4.6	1.9	4.9	3.2	7.1	3.2	4.8	3.0	4.2	4.7	3.7	3.7	5.1	4.7	2.4	2.9
2:SATISFIED	25.3	26.2	26.2	25.3	24.3	24.0	27.0	24.6	20.0	23.8	26.1	25.2	27.0	27.6	23.1	17.2
3:NEUTRAL	28.8	31.7	24.2	31.8	31.2	27.9	32.1	25.7	32.5	28.8	29.7	29.1	31.2	29.9	27.9	31.7
4:DISSATISFIED	23.9	26.4	26.4	23.7	21.9	19.5	21.4	27.9	28.1	26.5	23.7	24.9	22.3	23.7	27.6	19.4
5:VERY DISSATIS	16.0	12.5	16.5	14.6	14.5	14.5	13.2	17.8	14.1	14.5	15.4	15.7	12.9	12.6	18.5	25.7
MISSING	1.5	1.3	1.9	1.3	1.0	10.9	1.5	0.9	1.3	1.8	1.3	1.4	1.5	1.5	0.5	3.0
TOTAL PERCENT	100.0	100.0	100.0	100.0	100.0	100.0	100.0	100.0	100.0	100.0	100.0	100.0	100.0	100.0	100.0	100.0

N (Weighted)	A:66045	18938	B:25985	53560	5438	C:1652	43108	34892	5331	D:22534	62449	E:69892	15091	F:52281	25880	5088
N (Unwtd)	A:1355	427	B:569	1090	123	C:30	823	739	190	D:489	1293	E:1464	318	F:1105	539	102
Nmiss (Wtd)	A:N/A		B:N/A			C:N/A				D:N/A		E:N/A		F:1734		
Nmiss(Unwtd)	A:N/A		B:N/A			C:N/A				D:N/A		E:N/A		F:36		

Gende: was determined from Q92. Educational status was determined from Q95.
Married = "Married for the first time" and "Remarried;" Not Married = "Single, never married;" and Other = "Legally separated," "Divorced" and "Widowed" (Q97).
Prior service = Respondents who served on active duty in any U.S. military component (Q5). No prior service = All others.
Duty-qualified = Respondents who were awarded the MOS for their current duty position (Q28). Not duty-qualified = All others.
Stay in USAR="Stay to retire"/"Stay beyond oblig.;" Leave at End="Leave after oblig.;" Leave Prior="Leave prior to oblig" (Q84).

1989 Survey of USAR TPU Soldiers
Junior Enlisted Stayers Tabulation Volume

Q37E WKND DRILL SATIS:DUTIES YOU PERFORM

	A1 MALE	A2 FEMALE	B1 MARRI-ED	B2 NOT MARRI-ED	B3 OTHER	C1 <THAN HI SCH	C2 HIGH SCHOOL	C3 <THAN COLL	C4 BACH & UP	D1 PRIOR SRV	D2 NO PRIOR SRV	E1 DUTY QUAL	E2 NOT DUTY QUAL	F1 STAY IN USAR	F2 LEAVE AT END	F3 LEAVE PRIOR
1:VERY SATISFIED	4.4	5.1	4.9	4.2	6.2	3.2	4.5	4.7	4.1	3.9	4.8	4.4	5.3	5.7	2.2	4.0
2:SATISFIED	35.9	35.3	40.9	32.8	41.3	42.1	39.7	32.1	26.4	39.2	34.6	35.3	37.9	41.1	27.4	27.2
3:NEUTRAL	33.5	30.1	29.5	34.7	29.2	20.8	33.4	32.0	36.2	29.6	33.9	33.3	30.0	30.4	37.0	35.9
4:DISSATISFIED	17.2	20.2	15.6	19.3	15.1	16.5	14.6	21.5	21.4	18.4	17.7	17.8	18.5	16.1	21.6	19.0
5:VERY DISSATIS	6.7	6.7	6.6	6.8	6.1	3.4	5.2	8.3	9.6	5.7	7.0	6.8	6.0	4.3	10.4	11.7
MISSING	2.2	2.5	2.4	2.3	1.9	14.1	2.6	1.4	2.2	3.1	2.0	2.3	2.2	2.5	1.3	2.1
TOTAL PERCENT	100.0	100.0	100.0	100.0	100.0	100.0	100.0	100.0	100.0	100.0	100.0	100.0	100.0	100.0	100.0	100.0

N (Weighted)	A:66045	18938	B:25985	53560	5438	C:1652	43108	34892	5331	D:22534	62449	E:69892	15091	F:52281	25880	5088
N (Unwtd)	A:1355	427	B:569	1090	123	C:30	823	739	190	D:489	1293	E:1464	318	F:1105	539	102
Nmiss (Wtd)	A:N/A		B:N/A			C:N/A				D:N/A		E:N/A		F:1734		
Nmiss(Unwtd)	A:N/A		B:N/A			C:N/A				D:N/A		E:N/A		F:36		

Gender was determined from Q92. Educational status was determined from Q95.
Married = "Married for the first time" and "Remarried;" Not Married = "Single, never married;" and Other = "Legally separated," "Divorced" and "Widowed" (Q97).
Prior service = Respondents who served on active duty in any U.S. military component (Q5). No prior service = All others.
Duty-qualified = Respondents who were awarded the MOS for their current duty position (Q28). Not duty-qualified = All others.
Stay in USAR="Stay to retire"/"Stay beyond oblig.;" Leave at End="Leave after oblig.;" Leave Prior="Leave prior to oblig" (Q84).

1989 Survey of USAR TPU Soldiers
Junior Enlisted Stayers Tabulation Volume

Q37F WKND DRILL SATIS:OPPTY USE MIL SKIL

	A1 MALE	A2 FEMALE	B1 MARRI-ED	B2 NOT MARRI-ED	B3 OTHER	C1 <THAN HI SCH	C2 HIGH SCHOOL	C3 <THAN COLL	C4 BACH & UP	D1 PRIOR SRV	D2 NO PRIOR SRV	E1 DUTY QUAL	E2 NOT DUTY QUAL	F1 STAY IN USAR	F2 LEAVE AT END	F3 LEAVE PRIOR
1:VERY SATISFIED	5.6	3.8	5.7	4.7	8.3	6.4	6.1	4.4	3.8	5.6	5.1	4.7	7.6	6.9	2.2	5.1
2:SATISFIED	31.6	30.3	34.1	29.6	33.9	32.6	34.5	28.0	25.9	34.1	30.3	31.1	32.2	37.0	21.8	22.3
3:NEUTRAL	31.4	34.0	28.2	33.7	33.5	22.7	32.2	31.5	35.8	30.1	32.7	32.6	29.2	28.4	38.9	33.9
4:DISSATISFIED	20.4	21.5	20.2	21.3	16.6	16.1	17.2	24.7	23.4	20.0	20.9	20.7	20.6	19.7	23.2	19.5
5:VERY DISSATIS	9.0	9.3	9.9	8.8	6.8	11.3	8.1	10.3	7.1	7.3	9.7	9.3	7.8	6.3	12.6	17.3
MISSING	1.9	1.1	1.9	1.8	0.9	10.9	1.9	0.9	3.8	2.9	1.3	1.6	2.5	1.7	1.4	1.0
MULTIPLE RESP	0.1	0.0	0.0	0.1	0.0	0.0	0.0	0.1	0.0	0.0	0.1	0.1	0.0	0.0	0.0	1.0
TOTAL PERCENT	100.0	100.0	100.0	100.0	100.0	100.0	100.0	100.0	100.0	100.0	100.0	100.0	100.0	100.0	100.0	100.0

N (Weighted)	A:66045	18938	B:25985	53560	5438	C:1652	43108	34892	5331	D:22534	62449	E:69892	15091	F:52281	25880	5085
N (Unwtd)	A:1355	427	B:569	1090	123	C:30	823	739	190	D:489	1293	E:1464	318	F:1105	539	102
Nmiss (Wtd)	A:N/A		B:N/A			C:N/A				D:N/A		E:N/A		F:1734		
Nmiss(Unwtd)	A:N/A		B:N/A			C:N/A				D:N/A		E:N/A		F:36		

Gender was determined from Q92. Educational status was determined from Q95.
Married = "Married for the first time" and "Remarried;" Not Married = "Single, never married;" and Other = "Legally separated," "Divorced" and "Widowed" (Q97).
Prior service = Respondents who served on active duty in any U.S. military component (Q5). No prior service = All others.
Duty-qualified = Respondents who were awarded the MOS for their current duty position (Q28). Not duty-qualified = All others.
Stay in USAR="Stay to retire"/"Stay beyond oblig.;" Leave at End="Leave after oblig.;" Leave Prior="Leave prior to oblig" (Q84).

1989 Survey of USAR TPU Soldiers
Junior Enlisted Stayers Tabulation Volume

Q38 WHEN YOU KNOW WEEKEND DRILL DATES

	A1 MALE	A2 FEMALE	B1 MARRI-ED	B2 NOT MARRI-ED	B3 OTHER	C1 <THAN HI SCH	C2 HIGH SCHOOL	C3 <THAN COLL	C4 BACH & UP	D1 PRIOR SRV	D2 NO PRIOR SRV	E1 DUTY QUAL	E2 NOT DUTY QUAL	F1 STAY IN USAR	F2 LEAVE AT END	F3 LEAVE PRIOR
1:A YEAR BEFORE	36.2	42.8	41.8	34.8	47.2	29.2	37.3	38.6	37.9	42.7	35.9	38.7	33.1	39.6	35.5	29.1
2:9 MNTHS BEFORE	16.2	18.0	16.9	16.8	13.5	7.7	13.3	20.1	23.9	12.4	18.2	16.8	15.7	15.6	18.7	16.3
3:6 MNTHS BEFORE	14.9	16.4	12.2	17.0	12.3	20.6	13.8	16.8	15.0	14.0	15.7	15.2	15.3	14.2	17.2	14.8
4:3 MNTHS BEFORE	11.4	7.0	10.8	10.2	10.0	6.4	10.5	10.4	11.0	10.6	10.3	10.1	11.7	10.7	10.4	10.7
5:1 MNTH BEFORE	15.2	12.1	13.2	15.3	13.0	23.8	17.7	11.1	8.3	15.4	14.2	13.6	18.8	14.8	13.1	17.9
6:MONTH OF DRILL	3.7	1.9	3.1	3.2	4.1	4.5	4.7	1.6	2.3	3.5	3.2	3.3	3.3	3.1	3.0	7.1
MISSING	2.1	1.5	1.7	2.3	0.0	7.7	2.1	1.5	1.6	1.3	2.2	1.9	2.2	1.8	1.6	3.2
MULTIPLE RESP	0.3	0.3	0.2	0.4	0.0	0.0	0.6	0.0	0.0	0.0	0.4	0.4	0.0	0.2	0.4	1.0
TOTAL PERCENT	100.0	100.0	100.0	100.0	100.0	100.0	100.0	100.0	100.0	100.0	100.0	100.0	100.0	100.0	100.0	100.0

N (Weighted)	A:66045	18938	B:25985	53560	5438	C:1652	43108	34892	5331	D:22534	62449	E:69892	15091	F:52281	25880	5088
N (Unwtd)	A:1355	427	B:569	1090	123	C:30	823	739	190	D:489	1293	E:1464	318	F:1105	539	102
Nmiss (Wtd)	A:N/A		B:N/A			C:N/A				D:N/A		E:N/A		F:1734		
Nmiss(Unwtd)	A:N/A		B:N/A			C:N/A				D:N/A		E:N/A		F:36		

Gender was determined from Q92. Educational status was determined from Q95.
Married = "Married for the first time" and "Remarried;" Not Married = "Single, never married;" and Other = "Legally separated," "Divorced" and "Widowed" (Q97).
Prior service = Respondents who served on active duty in any U.S. military component (Q5). No prior service = All others.
Duty-qualified = Respondents who were awarded the MOS for their current duty position (Q28). Not duty-qualified = All others.
Stay in USAR="Stay to retire"/"Stay beyond oblig.;" Leave at End="Leave after oblig.;" Leave Prior="Leave prior to oblig" (Q84).

1989 Survey of USAR TPU Soldiers
Junior Enlisted Stayers Tabulation Volume

Q39 HOW OFTEN WKND DRILL DATES CHANGE

	A1 MALE	A2 FEMALE	B1 MARRI-ED	B2 NOT MARRI-ED	B3 OTHER	C1 <THAN HI SCH	C2 HIGH SCHOOL	C3 <THAN COLL	C4 BACH & UP	D1 PRIOR SRV	D2 NO PRIOR SRV	E1 DUTY QUAL	E2 NOT DUTY QUAL	F1 STAY IN USAR	F2 LEAVE AT END	F3 LEAVE PRIOR
1 ALL THE TIME	2.0	1.8	2.5	1.7	1.5	7.1	2.3	1.3	1.1	2.3	1.8	1.7	2.8	2.0	1.4	2.9
2 MOST OF TIME	4.0	2.8	4.1	3.7	3.1	0.0	3.9	3.8	3.4	4.1	3.7	3.7	3.9	3.7	3.5	5.5
3 SOME OF TIME	28.3	23.1	31.0	25.2	27.6	30.2	26.7	26.6	32.9	25.6	27.6	26.6	29.5	26.0	29.3	27.0
4 SELDOM	55.8	61.7	54.3	58.2	58.8	47.2	56.8	58.1	55.2	59.1	56.3	57.7	54.4	58.9	55.2	53.6
5 NEVER	6.1	8.1	4.5	7.5	6.9	7.7	5.7	7.7	5.5	6.4	6.6	6.6	6.1	6.1	7.6	3.7
MISSING	3.9	2.5	3.6	3.7	2.1	7.7	4.6	2.4	1.9	2.6	3.9	3.6	3.4	3.2	2.9	7.3
TOTAL PERCENT	100.0	100.0	100.0	100.0	100.0	100.0	100.0	100.0	100.0	100.0	100.0	100.0	100.0	100.0	100.0	100.0

N (Weighted)	A:66045	18938	B:25985	53560	5438	C:1652	43108	34892	5331	D:22534	62449	E:69892	15091	F:52281	25880	5088
N (Unwtd)	A 1355	427	B:569	1090	123	C:30	823	739	190	D:489	1293	E:1464	318	F:1105	539	102
Nmiss (Wtd)	A N/A		B:N/A			C:N/A				D:N/A		E:N/A		F:1734		
Nmiss(Unwtd)	A:N/A		B:N/A			C:N/A				D:N/A		E:N/A		F:36		

Gender was determined from Q92. Educational status was determined from Q95.
Married = "Married for the first time" and "Remarried;" Not Married = "Single, never married;" and Other = "Legally separated," "Divorced" and "Widowed" (Q97).
Prior service = Respondents who served on active duty in any U.S. military component (Q5). No prior service = All others.
Duty qualified = Respondents who were awarded the MOS for their current duty position (Q28). Not duty-qualified = All others.
Stay in USAR="Stay to retire"/"Stay beyond oblig.;" Leave at End="Leave after oblig.;" Leave Prior="Leave prior to oblig" (Q84).

1989 Survey of USAR TPU Soldiers
Junior Enlisted Stayers Tabulation Volume

Q40A PROBLEM FOR UNIT:OUT-OF-DATE EQUIP

	A1 MALE	A2 FEMALE	B1 MARRI-ED	B2 NOT MARRI-ED	B3 OTHER	C1 <THAN HI SCH	C2 HIGH SCHOOL	C3 <THAN COLL	C4 BACH & UP	D1 PRIOR SRV	D2 NO PRIOR SRV	E1 DUTY QUAL	E2 NOT DUTY QUAL	F1 STAY IN USAR	F2 LEAVE AT END	F3 LEAVE PRIOR
1:NOT A PROBLEM	27.2	29.2	27.2	27.3	33.6	41.4	30.5	23.3	28.4	27.0	27.9	27.6	27.9	29.1	24.6	28.7
2:SLIGHT PROBLEM	25.1	25.9	22.6	26.2	29.1	17.1	24.6	27.3	19.7	22.5	26.2	25.3	24.9	26.6	23.0	22.3
3:SOMEWHAT PRB	27.6	27.8	26.8	28.0	28.3	15.9	26.3	28.7	35.9	30.1	26.8	27.5	28.2	26.5	31.8	23.9
4:SERIOUS PRB	11.3	7.1	12.4	10.1	3.8	6.8	10.4	10.9	7.9	10.5	10.3	10.2	11.3	9.6	10.8	14.3
5:VY SERIOUS PRB	7.5	8.2	9.4	7.2	4.3	4.5	6.8	8.9	7.8	7.9	7.6	7.8	6.9	6.9	8.9	10.8
MISSING	1.2	1.8	1.5	1.3	0.9	14.3	1.4	0.7	0.3	1.9	1.1	1.4	0.8	1.2	0.7	0.0
MULTIPLE RESP	0.1	0.0	0.2	0.0	0.0	0.0	0.0	0.1	0.0	0.0	0.1	0.1	0.0	0.0	0.2	0.0
TOTAL PERCENT	100.0	100.0	100.0	100.0	100.0	100.0	100.0	100.0	100.0	100.0	100.0	100.0	100.0	100.0	100.0	100.0

N (Weighted)	A:66045	18938	B:25985	53560	5438	C:1652	43108	34892	5331	D:22534	62449	E:69892	15091	F:52281	25880	5088
N (Unwtd)	A:1355	427	B:569	1090	123	C:30	823	739	190	D:489	1293	E:1464	318	F:1105	539	102
Nmiss (Wtd)	A:N/A		B:N/A			C:N/A				D:N/A		E:N/A		F:1734		
Nmiss(Unwtd)	A:N/A		B:N/A			C:N/A				D:N/A		E:N/A		F:36		

Gender was determined from Q92. Educational status was determined from Q95.
Married = "Married for the first time" and "Remarried;" Not Married = "Single, never married;" and Other = "Legally separated," "Divorced" and "Widowed" (Q97).
Prior service = Respondents who served on active duty in any U.S. military component (Q5). No prior service = All others.
Duty-qualified = Respondents who were awarded the MOS for their current duty position (Q28). Not duty-qualified = All others.
Stay in USAR="Stay to retire"/"Stay beyond oblig.;" Leave at End="Leave after oblig.;" Leave Prior="Leave prior to oblig" (Q84).

1989 Survey of USAR TPU Soldiers
Junior Enlisted Stayers Tabulation Volume

Q40B PROBLEM FOR UNIT:POOR EQUIP CONDITN

	A1 MALE	A2 FEMALE	B1 MARRI-ED	B2 NOT MARRI-ED	B3 OTHER	C1 <THAN HI SCH	C2 HIGH SCHOOL	C3 <THAN COLL	C4 BACH & UP	D1 PRIOR SRV	D2 NO PRIOR SRV	E1 DUTY QUAL	E2 NOT DUTY QUAL	F1 STAY IN USAR	F2 LEAVE AT END	F3 LEAVE PRIOR
1:NOT A PROBLEM	30.9	33.4	28.7	32.3	35.3	41.9	33.6	27.7	34.8	31.0	31.6	31.3	32.0	32.8	29.0	31.8
2:SLIGHT PROBLEM	27.2	24.0	28.1	25.7	27.1	29.1	26.1	27.5	22.3	25.0	27.0	27.4	22.4	28.1	25.0	17.5
3:SOMEWHAT PRB	24.4	26.1	23.3	25.3	25.8	6.6	22.8	27.2	30.4	26.1	24.3	24.3	27.0	22.5	28.0	33.1
4:SERIOUS PRB	11.2	7.4	11.8	9.9	8.1	10.2	10.1	11.1	8.1	10.4	10.4	10.3	10.6	10.1	11.3	6.2
5:VY SERIOUS PRB	5.4	7.0	6.8	5.5	3.7	4.5	6.3	5.6	2.7	6.2	5.6	5.5	7.1	5.3	5.7	11.5
MISSING	1.0	2.1	1.3	1.3	0.0	7.7	1.1	0.9	1.7	1.3	1.1	1.3	0.9	1.2	0.9	0.0
TOTAL PERCENT	100.0	100.0	100.0	100.0	100.0	100.0	100.0	100.0	100.0	100.0	100.0	100.0	100.0	100.0	100.0	100.0

N (Weighted)	A:66045	18938	B:25985	53560	5438	C:1652	43108	34892	5331	D:22534	62449	E:69892	15091	F:52281	25880	5088
N (Unwtd)	A:1355	427	B:569	1090	123	C:30	823	739	190	D:489	1293	E:1464	318	F:1105	539	102
Nmiss (Wtd)	A:N/A		B:N/A			C:N/A				D:N/A		E:N/A		F:1734		
Nmiss(Unwtd)	A:N/A		B:N/A			C:N/A				D:N/A		E:N/A		F:36		

Gender was determined from Q92. Educational status was determined from Q95.
Married = "Married for the first time" and "Remarried;" Not Married = "Single, never married;" and Other = "Legally separated," "Divorced" and "Widowed" (Q97).
Prior service = Respondents who served on active duty in any U.S. military component (Q5). No prior service = All others.
Duty qualified = Respondents who were awarded the MOS for their current duty position (Q28). Not duty-qualified = All others.
Stay in USAR="Stay to retire"/"Stay beyond oblig.;" Leave at End="Leave after oblig.;" Leave Prior="Leave prior to oblig" (Q84).

1989 Survey of USAR TPU Soldiers
Junior Enlisted Stayers Tabulation Volume

Q40C PROBLEM FOR UNIT:NO WAR EQUIP TRNG

	A1 MALE	A2 FEMALE	B1 MARRI-ED	B2 NOT MARRI-ED	B3 OTHER	C1 <THAN HI SCH	C2 HIGH SCHOOL	C3 <THAN COLL	C4 PACH & UP	D1 PRIOR SRV	D2 NO PRIOR SRV	E1 DUTY QUAL	E2 NOT DUTY QUAL	F1 STAY IN USAR	F2 LEAVE AT END	F3 LEAVE PRIOR
1:NOT A PROBLEM	30.6	32.6	30.0	31.5	31.7	25.7	33.7	28.1	30.0	31.1	31.0	31.3	29.5	32.5	26.9	36.5
2:SLIGHT PROBLEM	22.6	24.5	21.9	23.6	23.0	32.3	23.6	21.9	23.6	21.6	23.6	22.6	25.3	23.3	23.6	21.4
3:SOMEWHAT PRB	22.2	20.6	20.8	22.0	25.4	13.1	21.4	22.6	23.1	22.1	21.7	21.8	21.8	21.1	24.0	20.0
4:SERIOUS PRB	14.1	12.5	15.3	13.2	12.6	6.9	12.4	16.1	11.7	14.9	13.4	13.9	13.4	13.8	14.4	5.9
5:VY SERIOUS PRB	9.2	7.8	10.6	8.4	6.2	7.9	7.9	10.4	9.1	8.9	8.9	9.0	8.5	7.9	10.3	15.2
MISSING	1.1	1.9	1.4	1.3	1.1	14.1	1.1	0.8	2.4	1.4	1.3	1.3	1.3	1.3	0.8	1.0
MULTIPLE RESP	0.1	0.0	0.1	0.1	0.0	0.0	0.1	0.2	0.0	0.0	0.1	0.1	0.2	0.2	0.0	0.0
TOTAL PERCENT	100.0	100.0	100.0	100.0	100.0	100.0	100.0	100.0	100.0	100.0	100.0	100.0	100.0	100.0	100.0	100.0

N (Weighted)	A:66045	18938	B:25985	53560	5438	C:1652	43108	34892	5331	D:22534	62449	E:69892	15091	F:52281	25880	5088
N (Unwtd)	A:1355	427	B:569	1090	123	C:30	823	739	190	D:489	1293	E:1464	318	F:1105	539	102
Nmiss (Wtd)	A:N/A		B:N/A			C:N/A				D:N/A		E:N/A		F:1734		
Nmiss(Unwtd)	A:N/A		B:N/A			C:N/A				D:N/A		E:N/A		F:36		

Gender was determined from Q92. Educational status was determined from J95.
Married = "Married for the first time" and "Remarried;" Not Married = "Single, never married;" and Other = "Legally separated," "Divorced" and "Widowed" (Q97).
Prior service = Respondents who served on active duty in any U.S. military component (Q5). No prior service = All others.
Duty-qualified = Respondents who were awarded the MOS for their current duty position (Q28). Not duty-qualified = All others.
Stay in USAR="Stay to retire"/"Stay beyond oblig.;" Leave at End="Leave after oblig.;" Leave Prior="Leave prior to oblig" (Q84).

1989 Survey of USAR TPU Soldiers
Junior Enlisted Stayers Tabulation Volume

Q400 PROBLEM FOR UNIT:BELOW STRGTH:E1-E4

	A1 MALE	A2 FEMALE	B1 MARRI-ED	B2 NOT MARRI-ED	B3 OTHER	C1 <THAN HI SCH	C2 HIGH SCHOOL	C3 <THAN COLL	C4 BACH & UP	D1 PRIOR SRV	D2 NO PRIOR SRV	E1 DUTY QUAL	E2 NOT DUTY QUAL	F1 STAY IN USAR	F2 LEAVE AT END	F3 LEAVE PRIOR
1:NOT A PROBLEM	47.5	63.1	48.0	51.7	57.3	52.3	50.1	51.6	53.1	51.5	50.7	52.1	45.5	50.6	52.2	52.7
2:SLIGHT PROBLEM	19.3	15.9	18.8	18.1	21.2	19.7	19.8	17.4	15.8	17.5	18.9	18.0	21.1	18.6	18.0	20.8
3:SOMEWHAT PRB	17.5	12.0	17.6	16.4	8.9	7.3	16.2	16.7	17.0	16.7	16.1	16.3	16.4	16.4	17.0	9.6
4:SERIOUS PRB	8.5	3.5	8.2	7.0	6.6	9.8	7.5	7.2	6.5	6.7	7.6	7.0	8.7	7.4	7.3	6.5
5:VY SERIOUS PRB	5.5	3.1	5.2	5.1	2.3	0.0	4.5	5.7	5.7	5.3	4.9	4.8	6.0	4.9	4.4	9.5
MISSING	1.5	2.5	1.9	1.4	3.8	10.9	1.7	1.3	1.8	1.8	1.7	1.7	1.5	1.9	0.9	1.0
MULTIPLE RESP	0.2	0.0	0.2	0.2	0.0	0.0	0.2	0.2	0.0	0.4	0.1	0.1	0.7	0.2	0.2	0.0
TOTAL PERCENT	100.0	100.0	100.0	100.0	100.0	100.0	100.0	100.0	100.0	100.0	100.0	100.0	100.0	100.0	100.0	100.0

N (Weighted)	A:66045	18938	B:25985	53560	5438	C:1652	43108	34892	5331	D:22534	62449	E:69892	15091	F:52281	25880	5088
N (Unwtd)	A:1355	427	B:569	1090	123	C:30	823	739	190	D:489	1293	E:1464	318	F:1105	539	102
Nmiss (Wtd)	A:N/A		B:N/A			C:N/A				D:N/A		E:N/A		F:1734		
Nmiss(Unwtd)	A:N/A		B:N/A			C:N/A				D:N/A		E:N/A		F:36		

Gender was determined from Q92. Educational status was determined from Q95.
Married = "Married for the first time" and "Remarried;" Not Married = "Single, never married;" and Other = "Legally separated," "Divorced" and "Widowed" (Q97).
Prior service = Respondents who served on active duty in any U.S. military component (Q5). No prior service = All others.
Duty-qualified = Respondents who were awarded the MOS for their current duty position (Q28). Not duty-qualified = All others.
Stay in USAR="Stay to retire"/"Stay beyond oblig.;" Leave at End="Leave after oblig.;" Leave Prior="Leave prior to oblig" (Q84).

1989 Survey of USAR TPU Soldiers
Junior Enlisted Stayers Tabulation Volume

Q40E PROBLEM FOR UNIT:BELOW STRGTH:E5-E9

	A1 MALE	A2 FEMALE	B1 MARRI-ED	B2 NOT MARRI-ED	B3 OTHER	C1 <THAN HI SCH	C2 HIGH SCHOOL	C3 <THAN COLL	C4 BACH & UP	D1 PRIOR SRV	D2 NO PRIOR SRV	E1 DUTY QUAL	E2 NOT DUTY QUAL	F1 STAY IN USAR	F2 LEAVE AT END	F3 LEAVE PRIOR
1:NOT A PROBLEM	54.8	61.1	56.3	56.6	52.3	48.2	56.1	56.8	56.4	54.2	57.0	57.1	52.4	57.6	54.8	57.8
2:SLIGHT PROBLEM	19.7	17.6	17.8	19.5	23.4	26.4	20.5	17.6	17.3	18.2	19.6	18.7	21.8	18.3	20.8	17.7
3:SOMEWHAT PRB	14.8	11.5	15.7	13.3	13.3	14.5	13.1	15.4	13.2	15.3	13.6	14.3	12.9	13.9	14.6	11.8
4:SERIOUS PRB	5.7	3.8	4.4	5.5	7.6	0.0	4.7	5.9	8.3	4.9	5.4	5.1	6.2	4.9	6.0	5.3
5:VY SERIOUS PRB	3.6	4.6	4.4	3.7	2.4	0.0	4.4	3.3	3.4	5.6	3.2	3.5	5.5	4.0	3.0	6.4
MISSING	1.4	1.3	1.5	1.3	1.0	10.9	1.3	1.0	1.4	1.7	1.2	1.4	1.2	1.3	0.8	1.0
TOTAL PERCENT	100.0	100.0	100.0	100.0	100.0	100.0	100.0	100.0	100.0	100.0	100.0	100.0	100.0	100.0	100.0	100.0

N (Weighted)	A:66045	18938	B:25985	53560	5438	C:1652	43108	34892	5331	D:22534	62449	E:69892	15091	F:52281	25880	5088
N (Unwtd)	A:1355	427	B:569	1090	123	C:30	823	739	190	D:489	1293	E:1464	318	F:1105	539	102
Nmiss (Wtd)	A:N/A		B:N/A			C:N/A				D:N/A		E:N/A		F:1734		
Nmiss(Unwtd)	A:N/A		B:N/A			C:N/A				D:N/A		E:N/A		F:36		

Gender was determined from Q92. Educational status was determined from Q95.
Married = "Married for the first time" and "Remarried;" Not Married = "Single, never married;" and Other = "Legally separated," "Divorced" and "Widowed" (Q97).
Prior service = Respondents who served on active duty in any U.S. military component (Q5). No prior service = All others.
Duty-qualified = Respondents who were awarded the MOS for their current duty position (Q28). Not duty-qualified = All others.
Stay in USAR="Stay to retire"/"Stay beyond oblig.;" Leave at End="Leave after oblig.;" Leave Prior="Leave prior to oblig" (Q84).

1989 Survey of USAR TPU Soldiers
Junior Enlisted Stayers Tabulation Volume

Q40F PROBLEM FOR UNIT:BELOW STRGTH:OFFCR

	A1 MALE	A2 FEMALE	B1 MARRI-ED	B2 NOT MARRI-ED	B3 OTHER	C1 <THAN HI SCH	C2 HIGH SCHOOL	C3 <THAN COLL	C4 BACH & UP	D1 PRIOR SRV	D2 NO PRIOR SRV	E1 DUTY QUAL	E2 NOT DUTY QUAL	F1 STAY IN USAR	F2 LEAVE AT END	F3 LEAVE PRIOR
1:NOT A PROBLEM	61.7	65.4	61.9	63.0	61.2	61.7	62.2	62.9	63.0	61.9	62.7	62.9	60.6	62.4	63.1	63.9
2:SLIGHT PROBLEM	16.2	15.3	15.6	16.1	16.6	12.7	16.7	15.7	12.2	15.6	16.1	15.7	16.9	15.9	16.0	16.7
3:SOMEWHAT PRB	13.8	12.5	14.6	12.8	15.3	11.3	12.7	14.1	17.3	13.9	13.4	14.0	11.4	13.7	14.0	11.8
4:SERIOUS PRB	4.5	3.0	3.8	4.3	4.2	0.0	4.4	3.7	6.1	4.3	4.1	3.5	7.3	4.2	3.6	5.6
5:VY SERIOUS PRB	2.3	2.0	2.1	2.4	0.9	0.0	2.5	2.2	0.6	2.4	2.1	2.2	2.4	2.3	2.0	2.0
MISSING	1.6	1.5	1.9	1.4	1.8	14.3	1.4	1.4	0.6	1.9	1.5	1.7	1.3	1.4	1.3	0.0
MULTIPLE RESP	0.0	0.3	0.0	0.1	0.0	0.0	0.1	0.0	0.0	0.0	0.1	0.1	0.0	0.1	0.0	0.0
TOTAL PERCENT	100.0	100.0	100.0	100.0	100.0	100.0	100.0	100.0	100.0	100.0	100.0	100.0	100.0	100.0	100.0	100.0

N (Weighted)	A:66045	18938	B:25985	53560	5438	C:1652	43108	34892	5331	D:22534	62449	E:69892	15091	F:52281	25880	5088
N (Unwtd)	A:1355	427	B:569	1090	123	C:30	823	739	190	D:489	1293	E:1464	318	F:1105	539	102
Nmiss (Wtd)	A:N/A		B:N/A			C:N/A				D:N/A		E:N/A		F:1734		
Nmiss(Unwtd)	A:N/A		B:N/A			C:N/A				D:N/A		E:N/A		F:36		

Gender was determined from Q92. Educational status was determined from Q95.
Married = "Married for the first time" and "Remarried;" Not Married = "Single, never married;" and Other = "Legally separated," "Divorced" and "Widowed" (Q97).
Prior service = Respondents who served on active duty in any U.S. military component (Q5). No prior service = All others.
Duty-qualified = Respondents who were awarded the MOS for their current duty position (Q28). Not duty-qualified = All others.
Stay in USAR="Stay to retire"/"Stay beyond oblig.;" Leave at End="Leave after oblig.;" Leave Prior="Leave prior to oblig" (Q84).

1989 Survey of USAR TPU Soldiers
Junior Enlisted Stayers Tabulation Volume

Q40G PROBLEM FOR UNIT:BELOW STRNG:U TECH

	A1 MALE	A2 FEMALE	B1 MARRI-ED	B2 NOT MARRI-ED	B3 OTHER	C1 <THAN HI SCH	C2 HIGH SCHOOL	C3 <THAN COLL	C4 BACH & UP	D1 PRIOR SRV	D2 NO PRIOR SRV	E1 DUTY QUAL	E2 NOT DUTY QUAL	F1 STAY IN USAR	F2 LEAVE AT END	F3 LEAVE PRIOR
1:NOT A PROBLEM	45.0	53.4	47.5	46.7	45.8	47.7	47.4	46.5	45.7	46.0	47.2	48.3	40.3	48.4	46.1	41.9
2:SLIGHT PROBLEM	22.0	20.6	21.2	21.9	21.9	20.0	21.7	22.2	19.4	19.4	22.5	20.9	25.6	21.1	22.4	25.6
3:SOMEWHAT PRB	19.5	14.4	18.2	18.6	17.1	10.5	19.1	18.6	13.8	21.5	17.2	18.3	18.6	18.3	18.5	18.0
4:SERIOUS PRB	6.9	5.7	7.0	6.4	6.7	6.4	6.3	6.3	11.5	6.2	6.8	6.2	8.5	6.2	7.4	5.1
5:VY SERIOUS PRB	4.7	3.6	4.4	4.5	4.2	4.5	3.8	5.0	6.5	4.0	4.6	4.4	4.8	4.4	4.0	8.4
MISSING	1.8	2.3	1.7	1.7	4.2	10.9	1.8	1.5	3.1	2.9	1.6	1.9	1.8	1.6	1.3	1.0
MULTIPLE RESP	0.1	0.0	0.0	0.1	0.0	0.0	0.1	0.0	0.0	0.0	0.1	0.0	0.4	0.0	0.2	0.0
TOTAL PERCENT	100.0	100.0	100.0	100.0	100.0	100.0	100.0	100.0	100.0	100.0	100.0	100.0	100.0	100.0	100.0	100.0

N (Weighted)	A:66045	18938	B:25985	53560	5438	C:1652	43108	34892	5331	D:22534	62449	E:69892	15091	F:52281	25880	5088
N (Unwtd)	A:1355	427	B:569	1090	123	C:30	823	739	190	D:489	1293	E:1464	318	F:1105	539	102
Nmiss (Wtd)	A:N/A		B:N/A			C:N/A				D:N/A		E:N/A		F:1734		
Nmiss(Unwtd)	A:N/A		B:N/A			C:N/A				D:N/A		E:N/A		F:U6		

Gender was determined from Q92. Educational status was determined from Q95.
Married = "Married for the first time" and "Remarried;" Not Married = "Single, never married;" and Other = "Legally separated," "Divorced" and "Widowed" (Q97).
Prior service = Respondents who served on active duty in any U.S. military component (Q5). No prior service = All others.
Duty-qualified = Respondents who were awarded the MOS for their current duty position (Q28). Not duty-qualified = All others.
Stay in USAR="Stay to retire"/"Stay beyond oblig.;" Leave at End="Leave after oblig.;" Leave Prior="Leave prior to oblig" (Q84).

1989 Survey of USAR TPU Soldiers
Junior Enlisted Stayers Tabulation Volume

Q40H PROBLEM FOR UNIT:HI TURNOVER:E1-E4

	A1 MALE	A2 FEMALE	B1 MARRI-ED	B2 NOT MARRI-ED	B3 OTHER	C1 <THAN HI SCH	C2 HIGH SCHOOL	C3 <THAN COLL	C4 BACH & UP	D1 PRIOR SRV	D2 NO PRIOR SRV	E1 DUTY QUAL	E2 NOT DUTY QUAL	F1 STAY IN USAR	F2 LEAVE AT END	F3 LEAVE PRIOR
1:NOT A PROBLEM	37.1	45.0	36.3	40.1	38.2	43.7	40.7	36.9	34.7	33.0	40.9	38.8	38.9	38.9	39.7	33.9
2:SLIGHT PROBLEM	21.3	20.5	18.0	22.5	22.5	0.0	21.4	21.4	23.6	21.4	21.0	21.4	20.0	20.3	22.4	22.1
3:SOMEWHAT PRB	20.6	16.6	20.8	19.4	17.3	22.7	20.5	19.2	14.9	22.1	18.8	19.6	19.8	19.9	20.8	16.3
4:SERIOUS PRB	10.9	8.6	13.1	9.0	11.5	11.1	7.9	13.1	12.6	12.0	9.8	10.6	9.8	11.2	8.7	11.3
5:VY SERIOUS PRB	8.2	7.6	9.9	7.1	8.7	5.1	7.6	8.4	10.6	9.5	7.5	7.7	9.7	8.3	6.5	13.9
MISSING	1.8	1.8	1.8	1.7	1.8	17.5	1.7	0.9	3.6	2.0	1.7	1.8	1.5	1.4	1.5	2.0
MULTIPLE RESP	0.2	0.0	0.0	0.2	0.0	0.0	0.3	0.0	0.0	0.0	0.2	0.1	0.4	0.0	0.4	0.0
TOTAL PERCENT	100.0	100.0	100.0	100.0	100.0	100.0	100.0	100.0	100.0	100.0	100.0	100.0	100.0	100.0	100.0	100.0

N (Weighted)	A:66045	18938	B:25985	53560	5438	C:1652	43108	34892	5331	D:22534	62449	E:69892	15091	F:52281	25880	5088
N (Unwtd)	A:1355	427	B:569	1090	123	C:30	823	739	190	D:489	1293	E:1464	318	F:1105	539	102
Nmiss (Wtd)	A:N/A		B:N/A			C:N/A				D:N/A		E:N/A		F:1734		
Nmiss(Unwtd)	A:N/A		B:N/A			C:N/A				D:N/A		E:N/A		F:36		

Gender was determined from Q92. Educational status was determined from Q95.
Married = "Married for the first time" and "Remarried;" Not Married = "Single, never married;" and Other = "Legally separated," "Divorced" and "Widowed" (Q97).
Prior service = Respondents who served on active duty in any U.S. military component (Q5). No prior service = All others.
Duty-qualified = Respondents who were awarded the MOS for their current duty position (Q28). Not duty-qualified = All others.
Stay in USAR="Stay to retire"/"Stay beyond oblig.;" Leave at End="Leave after oblig.;" Leave Prior="Leave prior to oblig" (Q84).

1989 Survey of USAR TPU Soldiers
Junior Enlisted Stayers Tabulation Volume

Q40I PROBLEM FOR UNIT:HI TURNOVER:E5-E9

	A1 MALE	A2 FEMALE	B1 MARRI-ED	B2 NOT MARRI-ED	B3 OTHER	C1 <THAN HI SCH	C2 HIGH SCHOOL	C3 <THAN COLL	C4 BACH & UP	D1 PRIOR SRV	D2 NO PRIOR SRV	E1 DUTY QUAL	E2 NOT DUTY QUAL	F1 STAY IN USAR	F2 LEAVE AT END	F3 LEAVE PRIOR
1:NOT A PROBLEM	50.4	58.9	51.2	53.0	51.1	51.4	51.2	53.2	56.0	49.1	53.5	52.7	50.5	52.4	53.5	49.7
2:SLIGHT PROBLEM	20.9	15.6	18.7	19.9	22.8	7.1	20.6	19.8	16.8	20.0	19.7	20.0	18.3	19.0	22.5	17.4
3:SOMEWHAT PRB	17.8	16.7	17.1	18.1	13.9	23.8	17.6	17.2	17.0	17.0	17.7	17.5	17.6	18.0	15.8	19.0
4:SERIOUS PRB	4.9	2.7	6.2	3.3	7.0	3.4	4.0	5.0	4.3	6.9	3.5	4.1	5.9	5.2	3.1	2.4
5:VY SERIOUS PRB	3.7	3.8	4.4	3.5	2.3	0.0	4.2	3.5	1.6	4.3	3.4	3.3	5.5	3.5	3.3	7.5
MISSING	2.2	2.3	2.4	2.1	2.7	14.3	2.3	1.4	4.4	2.6	2.1	2.3	2.2	1.7	1.8	4.0
MULTIPLE RESP	0.1	0.0	0.0	0.1	0.0	0.0	0.1	0.0	0.0	0.0	0.1	0.1	0.0	0.1	0.0	0.0
TOTAL PERCENT	100.0	100.0	100.0	100.0	100.0	100.0	100.0	100.0	100.0	100.0	100.0	100.0	100.0	100.0	100.0	100.0

N (Weighted)	A:66045	18938	B:25985	53560	5438	C:1652	43108	34892	5331	D:22534	62449	E:69892	15091	F:52281	25880	5088
N (Unwtd)	A:1355	427	B:569	1090	123	C:30	823	739	190	D:489	1293	E:1464	318	F:1105	539	102
Nmiss (Wtd)	A:N/A		B:N/A			C:N/A				D:N/A		E:N/A		F:1734		
Nmiss(Unwtd)	A:N/A		B:N/A			C:N/A				D:N/A		E:N/A		F:36		

Gender was determined from Q2. Educational status was determined from Q95.
Married = "Married for the first time" and "Remarried;" Not Married = "Single, never married;" and Other = "Legally separated," "Divorced" and "Widowed" (Q97).
Prior service = Respondents who served on active duty in any U.S. military component (Q5). No prior service = All others.
Duty-qualified = Respondents who were awarded the MOS for their current duty position (Q28). Not duty-qualified = All others.
Stay in USAR="Stay to retire"/"Stay beyond oblig.;" Leave at End="Leave after oblig.;" Leave Prior="Leave prior to oblig" (Q84).

1989 Survey of USAR TPU Soldiers
Junior Enlisted Stayers Tabulation Volume

Q40J PROBLEM FOR UNIT:HI TURNOVER:OFFICR

	A1 MALE	A2 FEMALE	B1 MARRI-ED	B2 NOT MARRI-ED	B3 OTHER	C1 <THAN HI SCH	C2 HIGH SCHOOL	C3 <THAN COLL	C4 BACH & UP	D1 PRIOR SRV	D2 NO PRIOR SRV	E1 DUTY QUAL	E2 NOT DUTY QUAL	F1 STAY IN USAR	F2 LEAVE AT END	F3 LEAVE PRIOR
1:NOT A PROBLEM	55.9	66.1	57.1	58.8	57.0	52.2	57.0	59.3	61.9	56.7	58.7	58.1	58.3	57.9	59.7	60.3
2:SLIGHT PROBLEM	18.4	16.5	16.3	18.2	23.3	17.2	18.7	17.4	15.5	18.9	17.6	18.2	16.9	18.1	18.0	16.1
3:SOMEWHAT PRB	16.3	11.0	17.6	14.5	10.2	6.6	15.7	15.3	11.5	15.7	14.9	14.9	16.1	15.6	14.3	14.6
4:SERIOUS PRB	4.7	2.6	4.3	4.0	6.3	6.6	3.8	4.3	6.2	3.6	4.4	4.2	4.4	5.0	2.6	2.9
5:VY SERIOUS PRB	2.2	1.2	2.4	1.9	1.1	3.2	2.0	2.1	1.1	2.2	1.9	2.0	1.8	1.5	2.8	3.1
MISSING	2.5	2.6	2.2	2.7	2.1	14.3	2.6	1.6	3.8	2.6	2.4	2.5	2.5	1.8	2.6	3.0
MULTIPLE RESP	0.1	0.0	0.2	0.0	0.0	0.0	0.1	0.0	0.0	0.2	0.0	0.1	0.0	0.1	0.0	0.0
TOTAL PERCENT	100.0	100.0	100.0	100.0	100.0	100.0	100.0	100.0	100.0	100.0	100.0	100.0	100.0	100.0	100.0	100.0

N (Weighted)	A:66045	18938	B:25985	53560	5438	C:1652	43108	34892	5331	D:22534	62449	E:69892	15091	F:52281	25880	5088
N (Unwtd)	A:1355	427	B:569	1090	123	C:30	823	739	190	D:489	1293	E:1464	318	F:1105	539	102
Nmiss (Wtd)	A:N/A		B:N/A			C:N/A				D:N/A		E:N/A		F:1734		
Nmiss(Unwtd)	A:N/A		B:N/A			C:N/A				D:N/A		E:N/A		F:36		

Gender was determined from Q92. Educational status was determined from Q95.
Married = "Married for the first time" and "Remarried;" Not Married = "Single, never married;" and Other = "Legally separated," "Divorced" and "Widowed" (Q97).
Prior service = Respondents who served on active duty in any U.S. military component (Q5). No prior service = All others.
Duty-qualified = Respondents who were awarded the MOS for their current duty position (Q28). Not duty-qualified = All others.
Stay in USAR="Stay to retire"/"Stay beyond oblig.;" Leave at End="Leave after oblig.;" Leave Prior="Leave prior to oblig" (Q84).

1989 Survey of USAR TPU Soldiers
Junior Enlisted Stayers Tabulation Volume

Q40K PROBLEM FOR UNIT:HI TURNOVER:U TECH

	A1 MALE	A2 FEMALE	B1 MARRI-ED	B2 NOT MARRI-ED	B3 OTHER	C1 <THAN HI SCH	C2 HIGH SCHOOL	C3 <THAN COLL	C4 BACH & UP	D1 PRIOR SRV	D2 NO PRIOR SRV	E1 DUTY QUAL	E2 NOT DUTY QUAL	F1 STAY IN USAR	F2 LEAVE AT END	F3 LEAVE PRIOR
1:NOT A PROBLEM	54.0	63.6	54.7	57.0	54.6	59.3	53.8	58.5	58.7	53.1	57.2	56.5	54.5	55.5	59.5	49.7
2:SLIGHT PROBLEM	19.2	16.9	17.8	18.9	21.0	15.9	19.2	19.5	10.1	19.8	18.3	18.8	18.2	19.7	17.3	19.5
3 SOMEWHAT PRB	16.4	11.0	16.3	14.9	13.2	7.3	16.6	13.4	18.5	15.5	15.2	14.8	17.3	15.4	15.0	15.3
4:SERIOUS PRB	4.7	3.2	4.8	4.0	5.5	3.2	4.6	3.8	6.3	4.6	4.2	4.2	4.8	4.5	3.5	5.5
5·VY SERIOUS PRB	3.1	2.6	3.6	2.8	1.8	0.0	2.8	3.1	4.1	3.7	2.7	2.9	3.0	2.8	2.6	7.0
MISSING	2.7	2.6	2.8	2.5	4.0	14.3	3.0	1.7	2.2	3.4	2.4	2.8	2.1	2.1	2.1	3.0
TOTAL PERCENT	100.0	100.0	100.0	100.0	100.0	100.0	100.0	100.0	100.0	100.0	100.0	100.0	100.0	100.0	100.0	100.0

N (Weighted)	A:66045	18938	B:25985	53560	5438	C:1652	43108	34892	5331	D:22534	62449	E:69892	15091	F:52281	25880	5088
N (Unwtd)	A:1355	427	B:569	1090	123	C:30	823	739	190	D:489	1293	E:1464	318	F:1105	539	102
Nmiss (Wtd)	A:N/A		B:N/A			C:N/A				D:N/A		E:N/A		F:1734		
Nmiss(Unwtd)	A:N/A		B:N/A			C:N/A				D:N/A		E:N/A		F:36		

Gender was determined from Q92. Educational status was determined from Q95.
Married = "Married for the first time" and "Remarried;" Not Married = "Single, never married;" and Other = "Legally separated," "Divorced" and "Widowed" (Q97).
Prior service = Respondents who served on active duty in any U.S. military component (Q5). No prior service = All others.
Duty-qualified = Respondents who were awarded the MOS for their current duty position (Q28). Not duty-qualified = All others.
Stay in USAR="Stay to retire"/"Stay beyond oblig.;" Leave at End="Leave after oblig.;" Leave Prior="Leave prior to oblig" (Q84).

1989 Survey of USAR TPU Soldiers
Junior Enlisted Stayers Tabulation Volume

Q40L PROBLEM FOR UNIT:LOW WKD DRIL ATTND

	A1 MALE	A2 FEMALE	B1 MARRI-ED	B2 NOT MARRI-ED	B3 OTHER	C1 <THAN HI SCH	C2 HIGH SCHOOL	C3 <THAN COLL	C4 BACH & UP	D1 PRIOR SRV	D2 NO PRIOR SRV	E1 DUTY QUAL	E2 NOT DUTY QUAL	F1 STAY IN USAR	F2 LEAVE AT END	F3 LEAVE PRIOR
1:NOT A PROBLEM	32.4	39.0	33.4	34.2	32.5	32.3	32.8	33.8	43.5	31.5	34.7	34.1	32.6	34.5	32.8	33.4
2:SLIGHT PROBLEM	29.5	29.7	28.2	30.0	30.8	25.9	30.7	29.0	24.7	27.5	30.2	29.2	30.8	28.1	33.8	24.7
3:SOMEWHAT PRB	20.2	17.7	18.6	20.1	21.1	19.7	19.9	20.0	15.8	21.8	18.9	19.8	19.1	20.3	17.7	22.8
4:SERIOUS PRB	9.2	7.3	8.2	9.0	9.5	0.0	8.8	9.3	7.7	9.0	8.7	8.9	8.3	9.0	8.5	7.5
5:VY SERIOUS PRB	6.9	4.9	9.8	5.2	3.4	11.1	6.4	6.5	5.8	8.2	5.9	6.2	7.7	6.5	5.7	9.6
MISSING	1.8	1.4	1.7	1.6	2.7	10.9	1.5	.4	2.2	1.9	1.6	1.7	1.5	1.6	1.4	2.1
MULTIPLE RESP	0.0	0.0	0.1	0.0	0.0	0.0	0.0	0.0	0.3	0.0	0.0	0.0	0.0	0.0	0.1	0.0
TOTAL PERCENT	100.0	100.0	100.0	100.0	100.0	100.0	100.0	100.0	100.0	100.0	100.0	100.0	100.0	100.0	100.0	100.0

N (Weighted)	A:66045	18938	B:25985	53560	5438	C:1652	43108	34892	5331	D:22534	62449	E:69892	15091	F:52281	25880	5088
N (Unwtd)	A:1355	427	B:569	1090	123	C:30	823	739	190	D:489	1293	E:1464	318	F:1105	539	102
Nmiss (Wtd)	A:N/A		B:N/A			C:N/A				D:N/A		E:N/A		F:1734		
Nmiss(Unwtd)	A:N/A		B:N/A			C:N/A				D:N/A		E:N/A		F:36		

Gender was determined from Q92. Educational status was determined from Q95.
Married = "Married for the first time" and "Remarried;" Not Married = "Single, never married;" and Other = "Legally separated," "Divorced" and "Widowed" (Q97).
Prior service = Respondents who served on active duty in any U.S. military component (Q5). No prior service = All others.
Duty-qualified = Respondents who were awarded the MOS for their current duty position (Q28). Not duty-qualified = All others.
Stay in USAR="Stay to retire"/"Stay beyond oblig.;" Leave at End="Leave after oblig.;" Leave Prior="Leave prior to oblig" (Q84).

Q40M PROBLEM FOR UNIT:LOW AT ATTENDANCE

	A1 MALE	A2 FEMALE	B1 MARRI-ED	B2 NOT MARRI-ED	B3 OTHER	C1 <THAN HI SCH	C2 HIGH SCHOOL	C3 <THAN COLL	C4 BACH & UP	D1 PRIOR SRV	D2 NO PRIOR SRV	E1 DUTY QUAL	E2 NOT DUTY QUAL	F1 STAY IN USAR	F2 LEAVE AT END	F3 LEAVE PRIOR
1:NOT A PROBLEM	45.9	49.6	44.4	48.1	44.3	42.3	48.0	44.4	52.5	43.2	48.0	46.7	46.6	46.7	46.9	47.3
2:SLIGHT PROBLEM	23.5	25.2	25.5	22.6	28.2	29.5	22.7	25.2	23.1	25.7	23.2	24.2	22.4	23.9	26.2	18.2
3:SOMEWHAT PRB	16.1	14.6	15.0	16.0	16.9	6.8	15.8	16.9	10.4	18.0	14.9	15.3	17.8	15.9	14.3	17.7
4:SERIOUS PRB	6.5	6.6	6.7	6.5	6.3	0.5	6.2	7.3	6.7	6.6	6.5	6.4	7.0	6.7	5.4	8.4
5:VY SERIOUS PRB	5.7	2.8	6.2	4.7	2.5	6.6	5.0	4.9	5.6	4.6	5.2	5.1	4.9	4.5	5.8	7.4
MISSING	2.4	1.1	2.1	2.1	1.8	14.3	2.4	1.2	1.3	2.0	2.1	2.3	1.3	2.2	1.3	1.0
MULTIPLE RESP	0.0	0.0	0.1	0.0	0.0	0.0	0.0	0.0	0.3	0.0	0.0	0.0	0.0	0.0	0.1	0.0
TOTAL PERCENT	100.0	100.0	100.0	100.0	100.0	100.0	100.0	100.0	100.0	100.0	100.0	100.0	100.0	100.0	100.0	100.0

N (Weighted)	A:66045	18938	B:25985	53560	5438	C:1652	43108	34892	5331	D:22534	62449	E:69892	15091	F:52281	25880	5088
N (Unw'd)	A:1355	427	B:569	1090	123	C:30	823	739	190	D:489	1293	E:1464	318	F:1105	539	102
Nmiss (Wtd)	A:N/A		B:N/A			C:N/A				D:N/A		E:N/A		F:1734		
Nmiss(Unwtd)	A:N/A		B:N/A			C:N/A				D:N/A		E:N/A		F:36		

Gender was determined from Q92. Educational status was determined from Q95.
Married = "Married for the first time" and "Remarried;" Not Married = "Single, never married;" and Other = "Legally separated," "Divorced" and "Widowed" (Q97).
Prior service = Respondents who served on active duty in any U.S. military component (Q5). No prior service = All others.
Duty-qualified = Respondents who were awarded the MOS for their current duty position (Q28). Not duty-qualified = All others.
Stay in USAR="Stay to retire"/"Stay beyond oblig.;" Leave at End="Leave after oblig.;" Leave Prior="Leave prior to oblig" (Q84).

1989 Survey of USAR TPU Soldiers
Junior Enlisted Stayers Tabulation Volume

Q40N PROBLEM FOR UNIT:FEW SKIL-QUALIFIED

	A1 MALE	A2 FEMALE	B1 MARRI-ED	B2 NOT MARRI-ED	B3 OTHER	C1 <THAN HI SCH	C2 HIGH SCHOOL	C3 <THAN COLL	C4 BACH & UP	D1 PRIOR SRV	D2 NO PRIOR SRV	E1 DUTY QUAL	E2 NOT DUTY QUAL	F1 STAY IN USAR	F2 LEAVE AT END	F3 LEAVE PRIOR
1:NOT A PROBLEM	39.7	42.3	38.1	40.9	44.4	32.6	42.3	37.9	41.4	34.8	42.2	41.3	35.4	40.4	39.8	39.8
2:SLIGHT PROBLEM	28.3	28.2	30.2	27.9	22.6	19.6	28.8	28.5	25.6	29.3	27.9	27.8	30.7	29.8	26.8	22.5
3:SOMEWHAT PRB	19.7	19.6	19.8	19.5	20.2	22.9	18.8	20.2	22.4	22.2	18.7	20.0	18.3	19.4	19.7	21.2
4:SERIOUS PRB	7.1	4.3	6.5	6.4	7.1	10.9	5.8	7.4	5.0	8.1	5.9	6.1	8.0	5.9	7.7	6.9
5:VY SERIOUS PRB	3.9	3.6	4.4	3.6	3.7	0.0	3.0	5.0	5.1	4.0	3.8	3.3	6.3	3.1	4.7	8.5
MISSING	1.3	1.9	0.9	1.6	2.0	14.1	1.4	1.1	0.5	1.5	1.4	1.5	1.2	1.3	1.2	1.1
TOTAL PERCENT	100.0	100.0	100.0	100.0	100.0	100.0	100.0	100.0	100.0	100.0	100.0	100.0	100.0	100.0	100.0	100.0

N (Weighted)	A:66045	18938	B:25985	53560	5438	C:1652	43108	34892	5331	D:22534	62449	E:69892	15091	F:52281	25880	5088
N (Unwtd)	A:1355	427	B:569	1090	123	C:30	823	739	190	D:489	1293	E:1464	318	F:1105	539	102
Nmiss (Wtd)	A:N/A		B:N/A			C:N/A				D:N/A		E:N/A		F:1734		
Nmiss(Unwtd)	A:N/A		B:N/A			C:N/A				D:N/A		E:N/A		F:36		

Gender was determined from Q92. Educational status was determined from Q95.
Married = "Married for the first time" and "Remarried;" Not Married = "Single, never married;" and Other = "Legally separated," "Divorced" and "Widowed" (Q97).
Prior service = Respondents who served on active duty in any U.S. military component (Q5). No prior service = All others.
Duty-qualified = Respondents who were awarded the MOS for their current duty position (Q28). Not duty-qualified = All others.
Stay in USAR="Stay to retire"/"Stay beyond oblig.;" Leave at End="Leave after oblig.;" Leave Prior="Leave prior to oblig" (Q84).

1989 Survey of USAR TPU Soldiers
Junior Enlisted Stayers Tabulation Volume

Q400 PROBLEM FOR UNIT:LOW QUALITY:E1-E4

	A1 MALE	A2 FEMALE	B1 MARRI-ED	B2 NOT MARRI-ED	B3 OTHER	C1 <THAN HI SCH	C2 HIGH SCHOOL	C3 <THAN COLL	C4 BACH & UP	D1 PRIOR SRV	D2 NO PRIOR SRV	E1 DUTY QUAL	E2 NOT DUTY QUAL	F1 STAY IN USAR	F2 LEAVE AT END	F3 LEAVE PRIOR
1:NOT A PROBLEM	44.6	54.2	43.4	48.1	49.5	46.6	46.5	47.7	43.6	39.9	49.3	46.9	46.3	46.4	49.0	42.6
2:SLIGHT PROBLEM	27.7	24.3	29.0	26.3	22.9	21.1	27.3	25.8	32.8	25.0	27.6	27.4	24.7	28.3	24.9	22.1
3:SOMEWHAT PRB	16.2	10.7	16.5	14.2	15.8	9.6	15.0	15.5	13.6	21.8	12.6	15.1	14.5	15.4	14.0	16.8
4:SERIOUS PRB	6.4	5.7	6.4	6.0	7.4	6.6	6.4	6.3	4.0	7.0	5.9	5.6	9.2	5.8	7.3	7.3
5:VY SERIOUS PRB	3.2	3.2	2.9	3.5	2.4	4.5	3.1	3.2	4.1	4.1	2.9	3.1	3.8	2.5	3.3	9.2
MISSING	1.8	1.9	1.7	1.9	2.0	11.6	1.7	1.5	1.8	2.2	1.7	1.9	1.5	1.5	1.6	2.1
TOTAL PERCENT	100.0	100.0	100.0	100.0	100.0	100.0	100.0	100.0	100.0	100.0	100.0	100.0	100.0	100.0	100.0	100.0

N (Weighted) A:66045 18938 B:25985 53560 5438 C:1652 43108 34892 5331 D:22534 62449 E:69892 15091 F:52281 25880 5088
N (Unwtd) A:1355 427 B:569 1090 123 C:30 823 739 190 D:489 1293 E:1464 318 F:1105 539 102
Nmiss (Wtd) A:N/A B:N/A C:N/A D:N/A E:N/A F:1734
Nmiss(Unwtd) A:N/A B:N/A C:N/A D:N/A E:N/A F:36

Gender was determined from Q92. Educational status was determined from Q95.
Married = "Married for the first time" and "Remarried;" Not Married = "Single, never married;" and Other = "Legally separated," "Divorced" and "Widowed" (Q97).
Prior service = Respondents who served on active duty in any U.S. military component (Q5). No prior service = All others.
Duty-qualified = Respondents who were awarded the MOS for their current duty position (Q28). Not duty-qualified = All others.
Stay in USAR="Stay to retire"/"Stay beyond oblig.;" Leave at End="Leave after oblig.;' Leave Prior="Leave prior to oblig" (Q84).

1989 Survey of USAR TPU Soldiers
Junior Enlisted Stayers Tabulation Volume

Q40P PROBLEM FOR UNIT:LOW QUALITY:E5-E9

	A1 MALE	A2 FEMALE	B1 MARRI-ED	B2 NOT MARRI-ED	B3 OTHER	C1 <THAN HI SCH	C2 HIGH SCHOOL	C3 <THAN COLL	C4 BACH & UP	D1 PRIOR SRV	D2 NO PRIOR SRV	E1 DUTY QUAL	E2 NOT DUTY QUAL	F1 STAY IN USAR	F2 LEAVE AT END	F3 LEAVE PRIOR
1:NOT A PROBLEM	46.8	57.6	45.0	51.4	47.1	44.4	50.2	48.7	45.9	39.3	52.7	49.8	46.3	49.9	49.4	41.8
2:SLIGHT PROBLEM	24.7	20.0	26.3	22.5	22.3	24.0	23.4	22.9	30.0	25.5	23.0	23.7	23.4	24.3	22.4	25.9
3.SOMEWHAT PRB	16.5	11.5	14.5	15.3	20.8	12.7	16.0	15.4	11.4	19.0	14.1	14.9	17.7	14.8	16.4	17.6
4:SERIOUS PRB	6.5	5.2	7.0	5.9	5.3	0.0	4.5	8.0	10.1	8.7	5.3	6.2	6.1	5.9	6.8	7.8
5:VY SERIOUS PRB	3.4	3.4	4.6	3.0	1.9	7.9	3.8	3.2	0.6	1.9	2.9	3.1	5.0	3.3	3.2	4.8
MISSING	2.1	2.1	2.7	1.8	2.7	10.9	2.0	1.8	2.1	2.4	2.0	2.2	1.5	1.6	1.8	2.0
MULTIPLE RESP	0.0	0.3	0.0	0.1	0.0	0.0	0.1	0.0	0.0	0.1	0.1	0.1	0.0	0.1	0.0	0.0
TOTAL PERCENT	100.0	100.0	100.0	100.0	100.0	100.0	100.0	100.0	100.0	100.0	100.0	100.0	100.0	100.0	100.0	100.0

N (Weighted)	A:66045	18938	B:25985	53560	5438	C:7652	43108	34892	5331	D:22534	62449	E:69892	15091	F:52281	25880	5088
N (Unwtd)	A:1355	427	B:569	1090	123	C:30	823	739	190	D:489	1293	E:1464	318	F:1105	539	102
Nmiss (Wtd)	A:N/A		B:N/A			C:N/A				D:N/A		E:N/A		F:1734		
Nmiss(Unwtd)	A:N/A		B:N/A			C:N/A				D:N/A		E:N/A		F:36		

Gender was determined from Q92. Educational status was determined from Q95.
Married = "Married for the first time" and "Remarried;" Not Married = "Single, never married;" and Other = "Legally separated," "Divorced" and "Widowed" (Q97).
Prior service = Respondents who served on active duty in any U.S. military component (Q5). No prior service = All others.
Duty-qualified = Respondents who were awarded the MOS for their current duty position (Q28). Not duty-qualified = All others.
Stay in USAR="Stay to retire"/"Stay beyond oblig.;" Leave at End="Leave after oblig.;" Leave Prior="Leave prior to oblig" (Q84).

1989 Survey of USAR TPU Soldiers
Junior Enlisted Stayers Tabulation Volume

Q400 PROBLEM FOR UNIT:LOW QUALITY:OFFICR

	A1 MALE	A2 FEMALE	B1 MARRIED	B2 NOT MARRIED	B3 OTHER	C1 <THAN HI SCH	C2 HIGH SCHOOL	C3 <THAN COLL	C4 BACH & UP	D1 PRIOR SRV	D2 NO PRIOR SRV	E1 DUTY QUAL	E2 NOT DUTY QUAL	F1 STAY IN USAR	F2 LEAVE AT END	F3 LEAVE PRIOR
1:NOT A PROBLEM	51.5	58.3	52.3	53.1	55.5	55.0	54.7	50.7	53.5	49.1	54.4	53.2	52.0	53.0	54.5	47.6
2:SLIGHT PROBLEM	22.3	22.6	22.5	22.3	22.9	22.7	21.3	23.7	21.9	23.3	22.0	22.7	21.0	24.3	20.0	17.0
3:SOMEWHAT PRB	14.9	10.9	12.7	14.7	13.9	8.1	13.1	15.3	14.8	14.3	13.9	13.8	15.0	13.0	15.6	18.5
4:SERIOUS PRB	5.6	2.6	6.1	4.5	4.3	0.0	5.0	5.1	4.9	6.7	4.3	4.7	5.9	4.8	4.7	7.0
5:VY SERIOUS PRB	3.1	3.4	3.6	3.2	1.6	3.4	2.9	3.5	3.2	4.0	2.9	3.0	4.3	2.7	3.1	6.7
MISSING	2.6	2.1	2.9	2.4	1.8	10.9	3.1	1.5	1.7	2.6	2.4	2.6	1.8	2.1	2.1	3.2
TOTAL PERCENT	100.0	100.0	100.0	100.0	100.0	100.0	100.0	100.0	100.0	100.0	100.0	100.0	100.0	100.0	100.0	100.0

N (Weighted)	A:66045	18938	B:25985	53560	5438	C:1652	43108	34892	5331	D:22534	62449	E:69892	15091	F:52281	25880	5088
N (Unwtd)	A:1355	427	B:569	1090	123	C:30	823	739	190	D:489	1293	E:1464	318	F:1105	539	102
Nmiss (Wtd	A:N/A		B:N/A			C:N/A				D:N/A		E:N/A		F:1734		
Nmiss(Unwtd)	A:N/A		B:N/A			C:N/A				D:N/A		E:N/A		F:36		

Gender was determined from Q92. Educational status was determined from Q95.
Married = "Married for the first time" and "Remarried;" Not Married = "Single, never married;" and Other = "Legally separated," "Divorced' and "Widowed" (Q97).
Prior service = Respondents who served on active duty in any U.S. military component (Q5). No prior service = All others.
Duty-qualified = Respondents who were awarded the MOS for their current duty position (Q28). Not duty-qualified = All others.
Stay in USAR="Stay to retire"/"Stay beyond oblig.;" Leave at End="Leave after oblig.;" Leave Prior="Leave prior to oblig" (Q84).

1989 Survey of USAR TPU Soldiers
Junior Enlisted Stayers Tabulation Volume

Q4OR PROBLEM FOR UNIT:LOW QUALITY:U TECH

	A1 MALE	A2 FEMALE	B1 MARRI-ED	B2 NOT MARRI-ED	B3 OTHER	C1 <THAN HI SCH	C2 HIGH SCHOOL	C3 <THAN COLL	C4 BACH & UP	D1 PRIOR SRV	D2 NO PRIOR SRV	E1 DUTY QUAL	E2 NOT DUTY QUAL	F1 STAY IN USAR	F2 LEAVE AT END	F3 LEAVE PRIOR
1:NOT A PROBLEM	53.9	57.7	54.9	54.9	52.9	46.4	55.0	55.0	53.7	49.4	56.7	55.8	50.2	55.8	54.7	46.3
2:SLIGHT PROBLEM	20.8	21.7	18.6	22.2	19.7	16.5	20.9	20.9	23.3	20.2	21.3	21.3	19.6	20.8	21.8	20.6
3:SOMEWHAT PRB	14.1	9.5	14.1	12.1	18.1	15.7	13.4	12.8	11.4	15.3	12.3	12.0	18.2	13.3	13.2	13.3
4:SERIOUS PRB	5.4	4.7	6.0	5.1	3.2	6.6	4.9	5.7	5.0	6.5	4.8	5.0	6.5	5.1	4.9	9.0
5:VY SERIOUS PRB	3.3	3.5	4.1	2.9	3.7	0.0	3.7	3.0	3.8	4.8	2.8	3.4	3.1	3.0	3.0	8.8
MISSING	2.2	2.9	2.0	2.5	2.4	14.8	1.9	2.3	2.6	3.3	2.0	2.4	2.2	1.9	1.8	2.0
MULTIPLE RESP	0.2	0.1	0.2	0.2	0.0	0.0	0.1	0.3	0.3	0.5	0.1	0.2	0.3	0.1	0.5	0.0
TOTAL PERCENT	100.0	100.0	100.0	100.0	100.0	100.0	100.0	100.0	100.0	100.0	100.0	100.0	100.0	100.0	100.0	100.0

N (Weighted)	A:66045	18938	B:25985	53560	5438	C:1652	43108	34892	5331	D:22534	62449	E:69892	15091	F:52281	25880	5088
N (Unwtd)	A:1355	427	B:569	1090	123	C:30	823	739	190	D:489	1293	E:1464	318	F:1105	539	102
Nmiss (Wtd)	A:N/A		B:N/A			C:N/A				D:N/A		E:N/A		F:1734		
Nmiss(Unwtd)	A:N/A		B:N/A			C:N/A				D:N/A		E:N/A		F:36		

Gender was determined from Q92. Educational status was determined from Q95.
Married = "Married for the first time" and "Remarried;" Not Married = "Single, never married;" and Other = "Legally separated," "Divorced" and "Widowed" (Q97).
Prior service = Respondents who served on active duty in any U.S. military component (Q5). No prior service = All others.
Duty-qualified = Respondents who were awarded the MOS for their current duty position (Q28). Not duty-qualified = All others.
Stay in USAR="Stay to retire"/"Stay beyond oblig.;" Leave at End="Leave after oblig.;" Leave Prior="Leave prior to oblig" (Q84).

1989 Survey of USAR TPU Soldiers
Junior Enlisted Stayers Tabulation Volume

Q40S PROBLEM FOR UNIT:NO SKILL PRAC TIME

	A1 MALE	A2 FEMALE	B1 MARRIED	B2 NOT MARRIED	B3 OTHER	C1 <THAN HI SCH	C2 HIGH SCHOOL	C3 <THAN COLL	C4 BACH & UP	D1 PRIOR SRV	D2 NO PRIOR SRV	E1 DUTY QUAL	E2 NOT DUTY QUAL	F1 STAY IN USAR	F2 LEAVE AT END	F3 LEAVE PRIOR
1:NOT A PROBLEM	48.4	58.5	48.3	52.4	44.7	38.1	52.4	48.6	54.0	41.9	53.8	51.0	49.0	48.4	56.7	45.9
2:SLIGHT PROBLEM	21.8	17.4	19.5	21.1	24.1	27.2	20.5	21.2	19.0	24.2	19.6	21.4	18.4	22.5	18.5	15.1
3:SOMEWHAT PRB	16.2	12.5	16.8	14.8	14.3	13.7	14.6	16.8	12.6	18.8	14.2	15.0	17.3	15.7	14.4	18.4
4:SERIOUS PRB	7.0	6.9	7.9	6.4	8.3	6.9	6.3	7.8	7.3	6.0	7.3	6.8	7.7	7.1	6.2	11.7
5:VY SERIOUS PRB	4.3	2.7	5.5	3.1	4.9	0.0	3.9	3.8	6.1	6.7	3.0	3.5	6.1	4.1	3.0	7.8
MISSING	2.3	1.9	1.9	2.2	3.7	14.1	2.2	1.8	1.0	2.4	2.1	2.4	1.5	2.2	1.2	1.1
TOTAL PERCENT	100.0	100.0	100.0	100.0	100.0	100.0	100.0	100.0	100.0	100.0	100.0	100.0	100.0	100.0	100.0	100.0

N (Weighted)	A:66045	18938	B:25985	53560	5438	C:1652	43108	34892	5331	D:22534	62449	E:63892	15091	F:52283	25880	5088
N (Unwtd)	A:1355	427	B:569	1090	123	C:30	823	739	190	D:489	1293	E:1464	318	F:1105	539	102
Nmiss (Wtd)	A:N/A		B:N/A			C:N/A				D:N/A		E:N/A		F:1734		
Nmiss(Unwtd)	A:N/A		B:N/A			C:N/A				D:N/A		E:N/A		F:36		

Gender was determined from Q92. Educational status was determined from Q95.
Married = "Married for the first time" and "Remarried;" Not Married = "Single, never married;" and Other = "Legally separated," "Divorced" and "Widowed" (Q97).
Prior service = Respondents who served on active duty in any U.S. military component (Q5). No prior service = All others.
Duty-qualified = Respondents who were awarded the MOS for their current duty position (Q28). Not duty-qualified = All others.
Stay in USAR="Stay to retire"/"Stay beyond oblig.;" Leave at End="Leave after oblig.;" Leave Prior="Leave prior to oblig" (Q84).

1989 Survey of USAR TPU Soldiers
Junior Enlisted Stayers Tabulation Volume

Q4OT PROBLEM FOR UNIT:NO PAPERWORK TIME

	A1 MALE	A2 FEMALE	B1 MARRI-ED	B2 NOT MARRI-ED	B3 OTHER	C1 <THAN HI SCH	C2 HIGH SCHOOL	C3 <THAN COLL	C4 BACH & UP	D1 PRIOR SRV	D2 NO PRIOR SRV	E1 DUTY QUAL	E2 NOT DUTY QUAL	F1 STAY IN USAR	F2 LEAVE AT END	F3 LEAVE PRIOR
1:NOT A PROBLEM	39.8	36.0	39.8	38.5	39.0	36.1	41.8	35.2	41.5	33.2	41.0	39.0	38.7	37.3	42.6	40.9
2:SLIGHT PROBLEM	26.0	29.1	23.6	28.4	24.5	16.5	27.2	26.9	24.7	29.2	25.8	26.3	28.5	27.4	26.9	19.5
3:SOMEWHAT PRB	17.8	17.0	17.1	17.5	22.0	20.2	15.4	20.5	16.2	17.9	17.5	17.8	17.1	18.0	16.4	20.5
4:SERIOUS PRB	8.3	8.7	10.2	7.6	7.3	6.4	8.2	9.1	5.9	10.1	7.8	8.7	7.2	8.7	7.6	9.7
5:VY SERIOUS PRB	5.8	7.2	7.5	5.5	5.4	6.8	4.7	7.0	10.6	6.9	5.8	5.8	7.5	6.2	5.6	7.0
MISSING	2.3	1.9	1.7	2.5	1.8	14.1	2.6	1.3	0.7	2.6	2.1	2.5	0.9	2.3	1.0	2.1
MULTIPLE RESP	0.0	0.1	0.1	0.0	0.0	0.0	0.0	0.0	0.4	0.1	0.0	0.0	0.0	0.0	0.0	0.4
TOTAL PERCENT	100.0	100.0	100.0	100.0	100.0	100.0	100.0	100.0	100.0	100.0	100.0	100.0	100.0	100.0	100.0	100.0

N (Weighted)	A:66045	18938	B:25985	53560	5438	C:1652	43108	34892	5331	D:22534	62449	E:69892	15091	F:52281	25880	5088
N (Unwtd)	A:1355	427	B:569	1090	123	C:30	823	739	190	D:489	1293	E:1464	318	F:1105	539	102
Nmiss (Wtd)	A:N/A		B:N/A			C:N/A				D:N/A		E:N/A		F:1734		
Nmiss(Unwtd)	A:N/A		B:N/A			C:N/A				D:N/A		E:N/A		F:36		

Gender was determined from Q92. Educational status was determined from Q95.
Married = "Married for the first time" and "Remarried;" Not Married = "Single, never married;" and Other = "Legally separated," "Divorced" and "Widowed" (Q97).
Prior service = Respondents who served on active duty in any U.S. military component (Q5). No prior service = All others.
Duty-qualified = Respondents who were awarded the MOS for their current duty position (Q28). Not duty-qualified = All others.
Stay in USAR="Stay to retire"/"Stay beyond oblig.;" Leave at End="Leave after oblig.;" Leave Prior="Leave prior to oblig" (Q84)

1989 Survey of USAR TPU Soldiers
Junior Enlisted Stayers Tabulation Volume

Q40U PROBLEM FOR UNIT:LACK TRNG MATERIAL

	A1 MALE	A2 FEMALE	B1 MARRI-ED	B2 NOT MARRI-ED	B3 OTHER	C1 <THAN HI SCH	C2 HIGH SCHOOL	C3 <THAN COLL	C4 BACH & UP	D1 PRIOR SRV	D2 NO PRIOR SRV	E1 DUTY QUAL	E2 NOT DUTY QUAL	F1 STAY IN USAR	F2 LEAVE AT END	F3 LEAVE PRIOR
1:NOT A PROBLEM	34.6	37.2	34.4	35.6	35.2	33.7	38.5	31.5	32.7	31.6	36.5	34.9	36.6	34.7	37.0	35.4
2:SLIGHT PROBLEM	24.9	23.7	24.1	25.1	22.3	24.0	23.9	25.3	27.2	24.7	24.6	25.6	20.3	25.1	24.5	21.6
3:SOMEWHAT PRB	18.9	18.8	19.9	18.4	18.4	26.8	17.4	20.1	20.7	20.7	18.2	18.4	21.0	19.3	18.5	18.2
4:SERIOUS PRB	10.7	8.7	9.2	10.7	10.9	0.0	9.4	12.4	5.5	11.0	10.0	10.1	10.9	9.8	11.3	6.6
5:VY SERIOUS PRB	8.6	10.2	9.5	8.5	11.4	4.5	8.7	9.0	12.7	9.8	8.7	9.1	8.6	9.0	7.7	16.2
MISSING	2.3	1.3	2.9	1.7	1.8	10.9	2.1	1.7	1.3	2.2	2.0	2.0	2.6	2.2	1.0	2.0
TOTAL PERCENT	100.0	100.0	100.0	100.0	100.0	100.0	100.0	100.0	100.0	100.0	100.0	100.0	100.0	100.0	100.0	100.0

N (Weighted)	A:66045	18938	B:25985	53560	5438	C:1652	43108	34892	5331	D:22534	62449	E:69892	15091	F:52281	25880	5088
N (Unwtd)	A:1355	427	B:569	1090	123	C:30	823	739	190	D:489	1293	E:1464	318	F:1105	539	102
Nmiss (Wtd)	A:N/A		B:N/A			C:N/A				D:N/A		E:N/A		F:1734		
Nmiss(Unwtd)	A:N/A		B:N/A			C:N/A				D:N/A		E:N/A		F:36		

Gender was determined from Q92. Educational status was determined from Q95.
Married = "Married for the first time" and "Remarried;" Not Married = "Single, never married;" and Other = "Legally separated," "Divorced" and "Widowed" (Q97).
Prior service = Respondents who served on active duty in any U.S. military component (Q5). No prior service = All others.
Duty-qualified = Respondents who were awarded the MOS for their current duty position (Q28). Not duty-qualified = All others.
Stay in USAR="Stay to retire"/"Stay beyond oblig.;" Leave at End="Leave after oblig.;" Leave Prior="Leave prior to oblig" (Q84).

1989 Survey of USAR TPU Soldiers
Junior Enlisted Stayers Tabulation Volume

Q4OV PROBLEM FOR UNIT:LACK STIMULATOR TRG

	A1 MALE	A2 FEMALE	B1 MARRI-ED	B2 NOT MARRI-ED	B3 OTHER	C1 <THAN HI SCH	C2 HIGH SCHOOL	C3 <THAN COLL	C4 BACH & UP	D1 PRIOR SRV	D2 NO PRIOR SRV	E1 DUTY QUAL	E2 NOT DUTY QUAL	F1 STAY IN USAR	F2 LEAVE AT END	F3 LEAVE PRIOR
1:NOT A PROBLEM	25.3	30.3	27.1	26.7	20.3	20.5	30.2	22.2	25.5	24.7	27.1	25.6	30.3	26.4	25.7	29.4
2:SLIGHT PROBLEM	22.5	27.7	20.3	24.3	33.0	32.8	24.8	22.4	19.9	23.6	23.7	24.1	21.5	24.0	24.7	16.9
3:SOMEWHAT PRB	23.9	19.2	24.2	22.6	19.6	27.4	20.6	24.9	26.5	23.1	22.8	22.9	22.9	23.6	20.9	23.3
4:SERIOUS PRB	15.4	10.1	14.5	14.3	12.4	0.0	12.2	17 4	13.8	14.8	14.0	14.7	12.2	13.6	15.3	17.4
5:VY SERIOUS PRB	11.2	11.1	12.7	10.3	11.9	7.9	10.5	11 8	13.6	12.0	10.9	11.0	12.0	11.0	12.2	11.8
MISSING	1.6	1.6	1.2	1.7	2.7	11.4	1.7	1.2	0.6	1.8	1.5	1.7	1.1	1.4	1.2	1.1
MULTIPLE RESP	0.1	0.0	0.0	0.1	0.0	0.0	0.0	C.1	0.0	0.0	0.1	0.1	0.0	0.1	0.0	0.0
TOTAL PERCENT	100.0	100.0	100.0	100.0	100.0	100.0	100.0	100.0	100.0	100.0	100.0	100.0	100.0	100.0	100.0	100.0

N (Weighted)	A:66045	18938	B:25985	53560	5438	C:1652	43108	34892	5331	D:22534	62449	E:69892	15091	F:52281	25880	5088
N (Unwtd)	A:1355	427	B:569	1090	123	C:30	823	739	190	D:489	1293	E:1464	318	F:1105	539	102
Nmiss (Wtd)	A:N/A		B:N/A			C:N/A				D:N/A		E:N/A		F:1734		
Nmiss(Unwtd)	A:N/A		B:N/A			C:N/A				D:N/A		E:N/A		F:36		

Gender was determined from Q92. Educational status was determined from Q95.
Married = "Married for the first time" and "Remarried;" Not Married = "Single, never married;" and Other = "Legally separated," "Divorced" and "Widowed" (Q97).
Prior service = Respondents who served on active duty in any U.S. military component (Q5). No prior service = All others.
Duty-qualified = Respondents who were awarded the MOS for their current duty position (Q28). Not duty-qualified = All others.
Stay in USAR="Stay to retire"/"Stay beyond oblig.;" Leave at End="Leave after oblig.;" Leave Prior="Leave prior to oblig" (Q84).

1989 Survey of USAR TPU Soldiers
Junior Enlisted Stayers Tabulation Volume

Q4OW PROBLEM FOR UNIT:LACK OF TRNG PERSL

	A1 MALE	A2 FEMALE	B1 MARRI-ED	B2 NOT MARRI-ED	B3 OTHER	C1 <THAN HI SCH	C2 HIGH SCHOOL	C3 <THAN COLL	C4 BACH & UP	D1 PRIOR SRV	D2 NO PRIOR SRV	E1 DUTY QUAL	E2 NOT DUTY QUAL	F1 STAY IN USAR	F2 LEAVE AT END	F3 LEAVE PRIOR
1:NOT A PROBLEM	43.0	49.0	42.9	45.8	37.1	43.7	44.2	43.6	51.1	39.5	46.1	44.1	45.4	45.1	45.0	35.4
2:SLIGHT PROBLEM	24.4	20.7	22.5	23.6	27.9	30.4	23.9	23.8	16.6	25.6	22.8	24.1	21.0	23.8	22.6	25.6
3:SOMEWHAT PRB	17.2	17.7	17.2	17.3	17.4	3.4	17.1	17.9	19.2	17.6	17.1	16.6	20.2	17.2	18.1	15.7
4:SERIOUS PRB	8.2	6.3	8.8	7.4	6.7	3.7	7.0	9.2	6.1	7.3	8.0	8.1	6.2	7.0	8.4	12.5
5:VY SERIOUS PRB	5.4	3.6	6.3	4.2	6.9	7.9	5.6	3.9	6.3	7.2	4.2	4.9	5.6	5.0	4.4	9.8
MISSING	1.6	2.7	2.1	1.5	4.0	10.9	2.1	1.3	0.7	2.5	1.6	1.9	1.6	1.7	1.4	1.0
MULTIPLE RESP	0.2	0.0	0.2	0.2	0.0	0.0	0.1	0.3	0.0	0.2	0.2	0.2	0.0	0.2	0.2	0.0
TOTAL PERCENT	100.0	100.0	100.0	100.0	100.0	100.0	100.0	100.0	100.0	100.0	100.0	100.0	100.0	100.0	100.0	100.0

N (Weighted)	A:66045	18938	B:25985	53560	5438	C:1652	43108	34892	5331	D:22534	62449	E:69892	15091	F:52281	25880	5088
N (Unwtd)	A:1355	427	B:569	1090	123	C:30	823	739	190	D:489	1293	E:1464	318	F:1105	539	102
Nmiss (Wtd)	A:N/A		B:N/A			C:N/A				D:N/A		E:N/A		F:1734		
Nmiss(Unwtd)	A:N/A		B:N/A			C:N/A				D:N/A		E:N/A		F:36		

Gender was determined from Q92. Educational status was determined from Q95.
Married = "Married for the first time" and "Remarried;" Not Married = "Single, never married;" and Other = "Legally separated," "Divorced" and "Widowed" (Q97).
Prior service = Respondents who served on active duty in any U.S. military component (Q5). No prior service = All others.
Duty-qualified = Respondents who were awarded the MOS for their current duty position (Q28). Not duty-qualified = All others.
Stay in USAR="Stay to retire"/"Stay beyond oblig.;" Leave at End="Leave after oblig.;" Leave Prior="Leave prior to oblig" (Q84).

1989 Survey of USAR TPU Soldiers
Junior Enlisted Stayers Tabulation Volume

Q40X PROBLEM FOR UNIT:INACCESSIBLE FACIL

	A1 MALE	A2 FEMALE	B1 MARRI-ED	B2 NOT MARRI-ED	B3 OTHER	C1 <THAN HI SCH	C2 HIGH SCHOOL	C3 <THAN COLL	C4 BACH & UP	D1 PRIOR SRV	D2 NO PRIOR SRV	E1 DUTY QUAL	E2 NOT DUTY QUAL	F1 STAY IN USAR	F2 LEAVE AT END	F3 LEAVE PRIOR
1:NOT A PROBLEM	36.5	42.8	37.8	38.1	36.7	33.9	40.1	35.0	40.8	34.3	39.2	37.2	41.4	38.0	38.9	36.1
2:SLIGHT PROBLEM	22.0	26.4	22.2	23.6	20.7	7.7	24.1	22.5	22.4	23.4	22.9	24.3	17.3	23.6	22.6	17.9
3:SOMEWHAT PRB	20.9	17.2	18.0	20.5	26.5	32.5	18.5	22.0	16.8	23.8	18.8	19.6	22.2	20.7	18.9	18.9
4:SERIOUS PRB	9.1	6.1	8.6	8.8	4.3	3.7	7.6	9.5	10.5	7.7	8.8	8.3	9.4	8.0	8.9	12.0
5:VY SERIOUS PRB	9.0	6.0	11.1	6.8	9.9	11.3	7.6	9.1	8.4	8.5	8.3	8.3	8.4	7.7	8.8	13.1
MISSING	2.3	1.5	2.4	2.1	1.8	10.9	2.1	2.0	1.1	2.3	2.1	2.3	1.3	1.9	1.8	2.0
TOTAL PERCENT	100.0	100.0	100.0	100.0	100.0	100.0	100.0	100.0	100.0	100.0	100.0	100.0	100.0	100.0	100.0	100.0

N (Weighted)	A:66045	18938	B:25985	53560	5438	C:1652	43108	34892	5331	D:22534	62449	E:69892	15091	F:52281	25880	5088
N (Unwtd)	A:1355	427	B:569	1090	123	C:30	823	739	190	D:489	1293	E:1464	318	F:1105	539	102
Nmiss (Wtd)	A:N/A		B:N/A			C:N/A				D:N/A		E:N/A		F:1734		
Nmiss(Unwtd)	A:N/A		B:N/A			C:N/A				D:N/A		E:N/A		F:36		

Gender was determined from Q92. Educational status was determined from Q95.
Married = "Married for the first time" and "Remarried;" Not Married = "Single, never married;" and Other = "Legally separated," "Divorced" and "Widowed" (Q97).
Prior service = Respondents who served on active duty in any U.S. military component (Q5). No prior service = All others.
Duty-qualified = Respondents who were awarded the MOS for their current duty position (Q28). Not duty-qualified = All others.
Stay in USAR="Stay to retire"/"Stay beyond oblig.;" Leave at End="Leave after oblig.;" Leave Prior="Leave prior to oblig" (Q84).

1989 Survey of USAR TPU Soldiers
Junior Enlisted Stayers Tabulation Volume

Q40Y PROBLEM FOR UNIT:LACK OF TRNG FUNDS

	A1 MALE	A2 FEMALE	B1 MARRI-ED	B2 NOT MARRI-ED	B3 OTHER	C1 <THAN HI SCH	C2 HIGH SCHOOL	C3 <THAN COLL	C4 BACH & UP	D1 PRIOR SRV	D2 NO PRIOR SRV	E1 DUTY QUAL	E2 NOT DUTY QUAL	F1 STAY IN USAR	F2 LEAVE AT END	F3 LEAVE PRIOR
1:NOT A PROBLEM	22.5	31.5	24.3	25.0	21.5	27.6	26.6	21.4	27.7	21.0	25.8	24.5	24.9	23.7	26.4	23.8
2:SLIGHT PROBLEM	18.7	21.2	17.8	20.3	19.8	20.2	18.5	21.0	17.3	18.2	20.0	19.7	18.5	20.0	18.8	19.6
3:SOMEWHAT PRB	20.1	18.2	19.2	19.6	22.8	13.1	20.4	19.2	19.0	22.8	18.6	20.6	15.2	19.5	20.7	18.0
4:SERIOUS PRB	13.6	10.3	10.9	13.7	14.8	6.8	11.6	14.5	14.9	12.8	13.0	12.8	13.3	13.1	11.8	15.6
5:VY SERIOUS PRB	22.0	15.6	24.8	18.8	18.3	18.2	20.1	21.3	20.1	22.9	19.7	19.8	24.4	21.3	19.0	22.0
MISSING	3.0	2.1	2.9	2.8	2.8	14.1	2.7	2.6	1.1	2.3	3.0	2.6	3.6	2.3	3.3	1.0
TOTAL PERCENT	100.0	100.0	100.0	100.0	100.0	100.0	100.0	100.0	100.0	100.0	100.0	100.0	100.0	100.0	100.0	100.0

N (Weighted)	A:66045	18938	B:25985	53560	5438	C:1652	43108	34892	5331	D:22534	62449	E:69892	15091	F:52281	25880	5088
N (Unwtd)	A:1355	427	B:569	1090	123	C:30	823	739	190	D:489	1293	E:1464	318	F:1105	539	102
Nmiss (Wtd)	A:N/A		B:N/A			C:N/A				D:N/A		E:N/A		F:1734		
Nmiss(Unwtd)	A:N/A		B:N/A			C:N/A				D:N/A		E:N/A		F:36		

Gender was determined from Q92. Educational status was determined from Q95.
Married = "Married for the first time" and "Remarried;" Not Married = "Single, never married;" and Other = "Legally separated," "Divorced" and "Widowed" (Q97).
Prior service = Respondents who served on active duty in any U.S. military component (Q5). No prior service = All others.
Duty-qualified = Respondents who were awarded the MOS for their current duty position (Q28). Not duty-qualified = All others.
Stay in USAR="Stay to retire"/"Stay beyond oblig.;" Leave at End="Leave after oblig.;" Leave Prior="Leave prior to oblig" (Q84).

1989 Survey of USAR TPU Soldiers
Junior Enlisted Stayers Tabulation Volume

Q41 DID YOU GO TO 1988 A.T. W/YOUR UNIT

	A1 MALE	A2 FEMALE	B1 MARRI-ED	B2 NOT MARRI-ED	B3 OTHER	C1 <THAN HI SCH	C2 HIGH SCHOOL	C3 <THAN COLL	C4 BACH & UP	D1 PRIOR SRV	D2 NO PRIOR SRV	E1 DUTY QUAL	E2 NOT DUTY QUAL	F1 STAY IN USAR	F2 LEAVE AT END	F3 LEAVE PRIOR
0:NO	20.0	27.4	11.4	27.1	16.9	20.6	20.0	24.4	16.6	15.4	23.9	22.0	20.1	19.4	24.8	31.5
1:YES	65.9	58.3	73.0	59.1	72.1	58.5	66.0	61.1	71.4	69.4	62.3	63.6	66.7	66.7	62.2	51.9
ILLOGICAL	4.5	5.8	5.9	4.6	2.0	0.0	4.3	5.8	4.2	5.9	4.4	5.0	3.7	4.5	5.4	5.3
MISSING	9.6	8.6	9.7	9.2	9.0	20.8	9.7	8.7	7.8	9.3	9.4	9.4	9.4	9.3	7.6	11.3
TOTAL PERCENT	100.0	100.0	100.0	100.0	100.0	100.0	100.0	100.0	100.0	100.0	100.0	100.0	100.0	100.0	100.0	100.0

N (Weighted)	A:66045	18938	B:25985	53560	5438	C:1652	43108	34892	5331	D:22534	62449	E:69892	15091	F:52281	25880	5088
N (Unwtd)	A:1355	427	B:569	1090	123	C:30	823	739	190	D:489	1293	E:1464	318	F:1105	539	102
Nmiss (Wtd)	A:N/A		B:N/A			C:N/A				D:N/A		E:N/A		F:1734		
Nmiss(Unwtd)	A:N/A		B:N/A			C:N/A				D:N/A		E:N/A		F:36		

Gender was determined from Q92. Educational status was determined from Q95.
Married = "Married for the first time" and "Remarried;" Not Married = "Single, never married;" and Other = "Legally separated," "Divorced" and "Widowed" (Q97).
Prior service = Respondents who served on active duty in any U.S. military component (Q5). No prior service = All others.
Duty-qualified = Respondents who were awarded the MOS for their current duty position (Q28). Not duty-qualified = All others.
Stay in USAR="Stay to retire"/"Stay beyond oblig.;" Leave at End="Leave after oblig.;" Leave Prior="Leave prior to oblig" (Q84).

1989 Survey of USAR TPU Soldiers
Junior Enlisted Stayers Tabulation Volume

Q42A A.T. SATIS:OVERALL TRAINING

	A1 MALE	A2 FEMALE	B1 MARRI-ED	B2 NOT MARRI-ED	B3 OTHER	C1 <THAN HI SCH	C2 HIGH SCHOOL	C3 <THAN COLL	C4 BACH & UP	D1 PRIOR SRV	D2 NO PRIOR SRV	E1 DUTY QUAL	E2 NOT DUTY QUAL	F1 STAY IN USAR	F2 LEAVE AT END	F3 LEAVE PRIOR
1:VERY SATISFIED	18.2	20.2	22.7	15.8	27.9	15.7	21.2	15.3	20.9	19.3	18.4	19.2	16.3	21.4	13.5	16.1
2:SATISFIED	29.5	22.9	31.4	26.3	29.2	25.9	27.9	28.5	26.5	28.0	28.0	27.8	28.9	30.6	25.5	18.0
3:NEUTRAL	11.9	12.6	13.8	11.0	13.4	12.7	10.9	12.6	17.2	14.5	11.2	11.7	13.5	10.7	14.0	17.0
4:DISSATISFIED	6.7	4.2	6.9	6.0	3.9	3.2	6.7	5.2	8.8	6.5	6.1	6.0	7.1	5.5	7.8	6.4
5:VERY DISSATIS	4.8	3.5	3.9	5.1	1.8	0.0	4.1	5.3	3.5	4.4	4.5	4.2	6.0	3.8	5.5	4.9
MISSING	13.0	13.3	11.9	13.8	11.2	29.5	12.7	13.0	11.0	16.0	12.0	13.5	11.2	12.9	12.9	11.4
N/A	0.3	0.3	0.3	0.3	0.0	0.0	0.1	0.5	0.0	0.3	0.3	0.3	0.3	0.3	0.3	0.0
VALID SKIP	15.6	23.1	9.0	21.8	12.5	12.9	16.2	19.6	12.3	11.0	19.5	17.4	16.6	14.9	20.6	26.2
TOTAL PERCENT	100.0	100.0	100.0	100.0	100.0	100.0	100.0	100.0	100.0	100.0	100.0	100.0	100.0	100.0	100.0	100.0

N (Weighted)	A:66045	18938	B:25985	53560	5438	C:1652	43108	34892	5331	D:22534	62449	E:69892	15091	F:52261	25880	5088
N (Unwtd)	A:1355	427	B:569	1090	123	C:30	823	739	190	D:489	1293	E:1464	318	F:1105	539	102
Nmiss (Wtd)	A:N/A		B:N/A			C:N/A				D:N/A		E:N/A		F:1734		
Nmiss(Unwtd)	A:N/A		B:N/A			C:N/A				D:N/A		E:N/A		F:36		

Gender was determined from Q92. Educational status was determined from Q95.
Married = "Married for the first time" and "Remarried;" Not Married = "Single, never married;" and Other = "Legally separated," "Divorced" and "Widowed" (Q97).
Prior service = Respondents who served on active duty in any U.S. military component (Q5). No prior service = All others.
Duty-qualified = Respondents who were awarded the MOS for their current duty position (Q28). Not duty-qualified = All others.
Stay in USAR="Stay to retire"/"Stay beyond oblig.;" Leave at End="Leave after oblig.;" Leave Prior="Leave prior to oblig" (Q84).

1989 Survey of USAR TPU Soldiers
Junior Enlisted Stayers Tabulation Volume

Q42B A.T. SATIS:WEAPONS/EQUIPMENT USED

	A1 MALE	A2 FEMALE	B1 MARRI-ED	B2 NOT MARRI-ED	B3 OTHER	C1 <THAN HI SCH	C2 HIGH SCHOOL	C3 <THAN COLL	C4 BACH & UP	D1 PRIOR SRV	D2 NO PRIOR SRV	E1 DUTY QUAL	E2 NOT DUTY QUAL	F1 STAY IN USAR	F2 LEAVE AT END	F3 LEAVE PRIOR
1:VERY SATISFIED	11.3	13.1	14.5	9.4	20.7	12.5	12.5	9.9	17.1	12.2	11.6	12.1	10.0	14.2	7.6	9.2
2:SATISFIED	31.1	23.9	30.6	29.1	29.1	23.8	29.6	29.5	31.2	31.0	29.0	29.5	29.5	31.2	29.2	17.9
3:NEUTRAL	16.1	17.6	18.8	15.1	19.0	13.0	16.8	16.2	16.6	18.2	15.8	16.1	17.8	14.6	17.5	25.4
4:DISSATISFIED	7.7	4.7	8.4	6.9	2.2	0.5	7.4	6.9	7.9	6.3	7.4	6.7	9.0	7.8	6.7	3.3
5:VERY DISSATIS	4.1	3.5	6.1	3.0	3.4	4.5	4.2	3.7	3.9	4.0	4.0	3.7	5.2	3.3	4.8	6.5
MISSING	13.7	13.9	12.4	14.4	13.1	32.7	13.3	13.8	11.0	17.0	12.5	14.2	11.6	13.7	13.3	11.5
N/A	0.3	0.3	0.3	0.3	0.0	0.0	0.1	0.5	0.0	0.3	0.3	0.3	0.3	0.3	0.3	0.0
VALID SKIP	15.6	23.1	9.0	21.8	12.5	12.9	16.2	19.6	12.3	11.0	19.5	17.4	16.6	14.9	20.6	26.2
TOTAL PERCENT	100.0	100.0	100.0	100.0	100.0	100.0	100.0	100.0	100.0	100.0	100.0	100.0	100.0	100.0	100.0	100.0

N (Weighted)	A:66045	18938	B:25985	53560	5438	C:1652	43108	34892	5331	D:22534	62449	E:69892	15091	F:52281	25880	5088
N (Unwtd)	A:1355	427	B:569	1090	123	C:30	823	739	190	D:489	1293	E:1464	318	F:1105	539	102
Nmiss (Wtd)	A:N/A		B:N/A			C:N/A				D:N/A		E:N/A		F:1734		
Nmiss(Unwtd)	A:N/A		B:N/A			C:N/A				D:N/A		E:N/A		F:36		

Gender was determined from Q92. Educational status was determined from Q95.
Married = "Married for the first time" and "Remarried;" Not Married = "Single, never married;" and Other = "Legally separated," "Divorced" and "Widowed" (Q97).
Prior service = Respondents who served on active duty in any U.S. military component (Q5). No prior service = All others.
Duty-qualified = Respondents who were awarded the MOS for their current duty position (Q28). Not duty-qualified = All others.
Stay in USAR="Stay to retire"/"Stay beyond oblig.;" Leave at End="Leave after oblig.;" Leave Prior="Leave prior to oblig" (Q84).

1989 Survey of USAR TPU Soldiers
Junior Enlisted Stayers Tabulation Volume

Q42C A.T. SATIS:MECHL CONDITION OF EQUIP

	A1 MALE	A2 FEMALE	B1 MARRIED	B2 NOT MARRIED	B3 OTHER	C1 <THAN HI SCH	C2 HIGH SCHOOL	C3 <THAN COLL	C4 BACH & UP	D1 PRIOR SRV	D2 NO PRIOR SRV	E1 DUTY QUAL	E2 NOT DUTY QUAL	F1 STAY IN USAR	F2 LEAVE AT END	F3 LEAVE PRIOR
1:VERY SATISFIED	10.6	11.0	13.2	8.4	20.8	15.9	11.6	8.4	16.8	11.8	10.3	10.9	9.7	12.7	6.9	10.3
2:SATISFIED	30.1	23.6	30.1	28.1	28.0	24.4	29.2	27.6	33.0	30.4	28.1	28.5	29.5	30.3	28.8	17.3
3:NEUTRAL	17.7	19.3	19.3	17.3	19.6	9.6	17.9	18.7	17.3	18.5	17.9	17.7	19.6	16.9	18.7	23.0
4:DISSATISFIED	7.9	5.5	9.7	6.6	3.6	0.0	7.3	7.9	6.5	6.2	7.8	7.6	6.5	7.1	8.3	4.7
5:VERY DISSATIS	4.3	3.2	6.2	3.0	3.4	4.5	4.3	3.8	3.3	5.0	3.7	3.6	6.2	4.1	3.3	7.9
MISSING	13.5	14.1	12.2	14.5	12.0	32.7	13.3	13.6	10.8	16.8	12.5	14.1	11.5	13.6	13.1	10.5
N/A	0.3	0.3	0.3	0.3	0.0	0.0	0.1	0.5	0.0	0.3	0.3	0.3	0.3	0.3	0.3	0.0
VALID SKIP	15.6	23.1	9.0	21.8	12.5	12.9	16.2	19.6	12.3	11.0	19.5	17.4	16.6	14.9	20.6	26.2
TOTAL PERCENT	100.0	100.0	100.0	100.0	100.0	100.0	100.0	100.0	100.0	100.0	100.0	100.0	100.0	100.0	100.0	100.0

N (Weighted)	A:66045	18938	B:25985	53560	5438	C:1652	43108	34892	5331	D:22534	62449	E:69892	15091	F:52281	25880	5088
N (Unwtd)	A:1355	427	B:569	1090	123	C:30	823	739	190	D:489	1293	E:1464	318	F:1105	539	102
Nmiss (Wtd)	A:N/A		B:N/A			C:N/A				D:N/A		E:N/A		F:1734		
Nmiss(Unwtd)	A:N/A		B:N/A			C:N/A				D:N/A		E:N/A		F:36		

Gender was determined from Q92. Educational status was determined from Q95.
Married = "Married for the first time" and "Remarried;" Not Married = "Single, never married;" and Other = "Legally separated," "Divorced" and "Widowed" (Q97).
Prior service = Respondents who served on active duty in any U.S. military component (Q5). No prior service = All others.
Duty-qualified = Respondents who were awarded the MOS for their current duty position (Q28). Not duty-qualified = All others.
Stay in USAR="Stay to retire"/"Stay beyond oblig.;" Leave at End="Leave after oblig.;" Leave Prior="Leave prior to oblig" (Q84).

1989 Survey of USAR TPU Soldiers
Junior Enlisted Stayers Tabulation Volume

Q42D A.T. SATIS:AVAIL OF MODERN EQUIPMNT

	A1 MALE	A2 FEMALE	B1 MARRI-ED	B2 NOT MARRI-ED	B3 OTHER	C1 <THAN HI SCH	C2 HIGH SCHOOL	C3 <THAN COLL	C4 BACH & UP	D1 PRIOR SRV	D2 NO PRIOR SRV	E1 DUTY QUAL	E2 NOT DUTY QUAL	F1 STAY IN USAR	F2 LEAVE AT END	F3 LEAVE PRIOR
1:VERY SATISFIED	9.6	12.2	13.1	7.9	19.5	9.4	11.6	7.7	15.5	11.1	9.9	10.0	11.1	12.6	6.1	7.8
2:SATISFIED	24.9	21.6	24.1	24.4	22.7	20.6	24.4	24.1	23.9	23.7	24.3	24.3	23.5	25.0	24.1	17.5
3:NEUTRAL	18.0	18.3	19.6	16.9	22.5	16.9	17.6	18.5	19.3	21.5	16.8	18.1	18.0	17.5	18.5	21.8
4:DISSATISFIED	11.7	6.9	13.5	9.7	6.4	3.0	11.1	10.3	11.8	8.7	11.4	10.5	11.5	10.7	10.5	8.5
5:VERY DISSATIS	6.2	4.5	8.3	4.8	3.4	4.5	5.9	5.7	5.9	7.1	5.3	5.4	7.3	5.2	7.1	6.8
MISSING	13.6	13.2	12.1	14.3	12.9	32.7	13.0	13.7	11.3	16.6	12.4	13.9	11.9	13.8	12.7	11.4
N/A	0.3	0.3	0.3	0.3	0.0	0.0	0.1	0.5	0.0	0.3	0.3	0.3	0.3	0.3	0.3	0.0
VALID SKIP	15.6	23.1	9.0	21.8	12.5	12.9	16.2	19.6	12.3	11.0	19.5	17.4	16.6	14.9	20.6	26.2
TOTAL PERCENT	100.0	100.0	100.0	100.0	100.0	100.0	100.0	100.0	100.0	100.0	100.0	100.0	100.0	100.0	100.0	100.0

N (Weighted)	A:66045	18938	B:25985	53560	5438	C:1652	43108	34892	5331	D:22534	62449	E:69892	15091	F:52281	25880	5088
N (Unwtd)	A:1355	427	B:569	1090	123	C:30	823	739	190	D:489	1293	E:1464	318	F:1105	539	102
Nmiss (Wtd)	A:N/A		B:N/A			C:N/A				D:N/A		E:N/A		F:1734		
Nmiss(Unwtd)	A:N/A		B:N/A			C:N/A				D:N/A		E:N/A		F:36		

Gender was determined from Q92. Educational status was determined from Q95.
Married = "Married for the first time" and "Remarried;" Not Married = "Single, never married;" and Other = "Legally separated," "Divorced" and "Widowed" (Q97).
Prior service = Respondents who served on active duty in any U.S. military component (Q5). No prior service = All others.
Duty-qualified = Respondents who were awarded the MOS for their current duty position (Q28). Not duty-qualified = All others.
Stay in USAR="Stay to retire"/"Stay beyond oblig.;" Leave at End="Leave after oblig.;" Leave Prior="Leave prior to oblig" (Q84).

1989 Survey of USAR TPU Soldiers
Junior Enlisted Stayers Tabulation Volume

Q42E A.T. SATIS:THE DUTIES YOU PERFORMED

	A1 MALE	A2 FEMALE	B1 MARRI-ED	B2 NOT MARRI-ED	B3 OTHER	C1 <THAN HI SCH	C2 HIGH SCHOOL	C3 <THAN COLL	C4 BACH & UP	D1 PRIOR SRV	D2 NO PRIOR SRV	E1 DUTY QUAL	E2 NOT DUTY QUAL	F1 STAY IN USAR	F2 LEAVE AT END	F3 LEAVE PRIOR
1:VERY SATISFIED	13.3	16.2	16.0	12.1	21.9	9.4	14.3	12.8	20.7	14.4	13.8	14.1	13.2	16.5	9.3	10.5
2:SATISFIED	29.0	25.8	32.7	25.6	34.0	25.2	29.8	26.9	25.7	29.6	27.8	28.2	28.9	30.1	25.9	26.5
3:NEUTRAL	14.4	9.9	16.3	12.7	6.8	15.9	14.5	12.0	13.3	15.6	12.6	12.9	15.7	12.9	14.5	11.6
4:DISSATISFIED	7.9	5.6	7.2	7.3	8.2	3.9	6.7	7.5	12.7	7.4	7.3	7.5	6.6	7.1	7.6	7.6
5:VERY DISSATIS	6.1	5.5	6.3	6.1	3.5	0.0	5.3	7.3	4.7	5.2	6.3	5.7	7.2	4.7	8.6	6.2
MISSING	13.4	13.5	12.1	14.2	13.0	32.7	13.1	13.5	10.5	16.6	12.3	13.9	11.5	13.4	13.3	11.4
N/A	0.3	0.3	0.3	0.3	0.0	0.0	0.1	0.5	0.0	0.3	0.3	0.3	0.3	0.3	0.3	0.0
VALID SKIP	15.6	23.1	9.0	21.8	12.5	12.9	16.2	19.6	12.3	11.0	19.5	17.4	16.6	14.9	20.6	26.2
TOTAL PERCENT	100.0	100.0	100.0	100.0	100.0	100.0	100.0	100.0	100.0	100.0	100.0	100.0	100.0	100.0	100.0	100.0

N (Weighted)	A:66045	18938	B:25985	53560	5438	C:1652	43108	34892	5331	D:22534	62449	E:69892	15091	F:52281	25880	5088
N (Unwtd)	A:1355	427	B:569	1090	123	C:30	823	739	190	D:489	1293	E:1464	318	F:1105	539	102
Nmiss (Wtd)	A:N/A		B:N/A			C:N/A				D:N/A		E:N/A		F:1734		
Nmiss(Unwtd)	A:N/A		B:N/A			C:N/A				D:N/A		E:N/A		F:36		

Gender was determined from Q92. Educational status was determined from Q95.
Married = "Married for the first time" and "Remarried;" Not Married = "Single, never married;" and Other = "Legally separated," "Divorced" and "Widowed" (Q97).
Prior service = Respondents who served on active duty in any U.S. military component (Q5). No prior service = All others.
Duty-qualified = Respondents who were awarded the MOS for their current duty position (Q28). Not duty-qualified = All others.
Stay in USAR="Stay to retire"/"Stay beyond oblig.;" Leave at End="Leave after oblig.;" Leave Prior="Leave prior to oblig" (Q84).

1989 Survey of USAR TPU Soldiers
Junior Enlisted Stayers Tabulation Volume

Q42F A.T. SATIS:OPPTY TO USE MIL SKILLS

	A1 MALE	A2 FEMALE	B1 MARRI-ED	B2 NOT MARRI-ED	B3 OTHER	C1 <THAN HI SCH	C2 HIGH SCHOOL	C3 <THAN COLL	C4 BACH & UP	D1 PRIOR SRV	D2 NO PRIOR SRV	E1 DUTY QUAL	E2 NOT DUTY QUAL	F1 STAY IN USAR	F2 LEAVE AT END	F3 LEAVE PRIOR
1:VERY SATISFIED	14.1	19.6	18.7	12.8	24.7	13.1	15.8	13.9	22.7	16.3	15.0	15.5	11.8	18.3	11.0	10.8
2:SATISFIED	28.9	23.2	30.0	26.4	27.7	22.0	30.0	25.5	23.6	28.8	27.2	27.6	27.4	28.5	25.8	25.0
3:NEUTRAL	14.4	10.6	15.0	12.9	12.5	12.7	13.0	13.8	16.3	14.1	13.3	13.1	15.7	12.3	15.6	14.2
4:DISSATISFIED	7.6	5.2	8.8	6.4	6.1	3.2	7.4	6.5	9.7	7.5	6.9	7.4	5.8	6.9	8.0	5.4
5:VERY DISSATIS	5.5	4.8	5.8	5.3	4.4	3.4	4.8	6.4	3.9	5.5	5.3	4.9	7.5	5.1	5.8	7.0
MISSING	13.5	13.4	12.4	14.2	12.2	32.7	12.7	13.9	11.5	16.4	12.4	13.8	11.9	13.7	13.0	11.4
N/A	0.3	0.3	0.3	0.3	0.0	0.0	0.1	0.5	0.0	0.3	0.3	0.3	0.3	0.3	0.3	0.0
VALID SKIP	15.6	23.1	9.0	21.8	12.5	12.9	16.2	19.6	12.3	11.0	19.5	17.4	16.6	14.9	20.6	26.2
TOTAL PERCENT	100.0	100.0	100.0	100.0	100.0	100.0	100.0	100.0	100.0	100.0	100.0	100.0	100.0	100.0	100.0	100.0

N (Weighted)	A:66045	18938	B:25985	53560	5438	C:1652	43108	34892	5331	D:22534	62449	E:69892	15091	F:52281	25880	5088
N (Unwtd)	A:1355	427	B:569	1090	123	C:30	823	739	190	D:489	1293	E:1464	318	F:1105	539	102
Nmiss (Wtd)	A:N/A		B:N/A			C:N/A				D:N/A		E:N/A		F:1734		
Nmiss(Unwtd)	A:N/A		B:N/A			C:N/A				D:N/A		E:N/A		F:36		

Gender was determined from Q92. Educational status was determined from Q95.
Married = "Married for the first time" and "Remarried;" Not Married = "Single, never married;" and Other = "Legally separated," "Divorced" and "Widowed" (Q97).
Prior service = Respondents who served on active duty in any U.S. military component (Q5). No prior service = All others.
Duty-qualified = Respondents who were awarded the MOS for their current duty position (Q28). Not duty-qualified = All others.
Stay in USAR="Stay to retire"/"Stay beyond oblig.;" Leave at End="Leave after oblig.;" Leave Prior="Leave prior to oblig" (Q84).

1989 Survey of USAR TPU Soldiers
Junior Enlisted Stayers Tabulation Volume

Q43A1 WKND TRNG:COMMON TASKS TRAINING

	A1 MALE	A2 FEMALE	B1 MARRI-ED	B2 NOT MARRI-ED	B3 OTHER	C1 <THAN HI SCH	C2 HIGH SCHOOL	C3 <THAN COLL	C4 BACH & UP	D1 PRIOR SRV	D2 NO PRIOR SRV	E1 DUTY QUAL	E2 NOT DUTY QUAL	F1 STAY IN USAR	F2 LEAVE AT END	F3 LEAVE PRIOR
1:STRONGLY AGREE	11.5	12.8	12.0	11.4	14.5	12.9	12.0	12.0	7.8	11.5	11.9	11.4	13.6	13.2	9.8	8.8
2:AGREE	46.2	43.3	47.8	43.9	51.2	36.0	44.9	46.1	50.4	45.3	45.6	46.5	41.2	48.1	43.0	35.9
3:NEUTRAL	25.8	25.5	23.4	27.8	16.1	32.5	26.2	25.4	21.8	21.6	27.2	25.7	25.5	23.7	28.3	32.4
4:DISAGREE	9.3	7.4	9.1	8.7	9.7	4.5	9.4	8.5	8.7	10.6	8.3	9.1	7.9	8.4	9.0	12.3
5:STRONGLY DISAG	2.0	4.4	2.9	2.4	3.3	0.0	1.9	3.6	2.2	4.0	2.0	1.9	5.6	2.1	3.3	3.6
6:DIDNT RCV TRNG	3.0	4.1	3.2	3.2	3.4	6.4	2.9	3.3	4.6	4.1	2.9	3.1	4.0	2.7	4.3	3.5
MISSING	2.2	2.5	1.7	2.6	1.6	7.7	2.7	1.2	4.5	2.8	2.1	2.3	2.1	1.8	2.4	3.5
TOTAL PERCENT	100.0	100.0	100.0	100.0	100.0	100.0	100.0	100.0	100.0	100.0	100.0	100.0	100.0	100.0	100.0	100.0

N (Weighted)	A:66045	18938	B:25985	53560	5438	C:1652	43108	34892	5331	D:22534	62449	E:69892	15091	F:52281	25880	5088
N (Unwtd)	A:1355	427	B:569	1090	123	C:30	823	739	190	D:489	1293	E:1464	318	F:1105	539	102
Nmiss (Wtd)	A:N/A		B:N/A			C:N/A				D:N/A		E:N/A		F:1734		
Nmiss(Unwtd)	A:N/A		B:N/A			C:N/A				D:N/A		E:N/A		F:36		

Gender was determined from Q92. Educational status was determined from Q95.
Married = "Married for the first time" and "Remarried;" Not Married = "Single, never married;" and Other = "Legally separated," "Divorced" and "Widowed" (Q97).
Prior service = Respondents who served on active duty in any U.S. military component (Q5). No prior service = All others.
Duty-qualified = Respondents who were awarded the MOS for their current duty position (Q28). Not duty-qualified = All others.
Stay in USAR="Stay to retire"/"Stay beyond oblig.;" Leave at End="Leave after oblig.;" Leave Prior="Leave prior to oblig" (Q84).

1989 Survey of USAR TPU Soldiers
Junior Enlisted Stayers Tabulation Volume

Q43A2 WKND TRNG:PREPARATION FOR THE SQT

	A1 MALE	A2 FEMALE	B1 MARRI-ED	B2 NOT MARRI-ED	B3 OTHER	C1 <THAN HI SCH	C2 HIGH SCHOOL	C3 <THAN COLL	C4 BACH & UP	D1 PRIOR SRV	D2 NO PRIOR SRV	E1 DUTY QUAL	E2 NOT DUTY QUAL	F1 STAY IN USAR	F2 LEAVE AT END	F3 LEAVE PRIOR
1:STRONGLY AGREE	7.1	7.5	8.3	6.3	10.7	10.3	7.7	6.2	8.5	8.8	6.6	7.0	8.1	8.8	4.5	6.0
2:AGREE	27.5	23.2	29.1	25.2	27.9	25.5	29.1	25.1	16.3	27.6	26.2	26.8	25.6	28.0	24.9	19.4
3:NEUTRAL	25.0	22.6	21.3	26.0	23.6	20.6	25.7	23.5	22.2	20.9	25.7	23.5	28.7	24.5	23.3	30.7
4:DISAGREE	17.1	15.7	17.6	16.5	15.0	4.5	16.9	16.4	21.3	15.8	17.1	17.5	13.3	16.9	17.0	18.1
5:STRONGLY DISAG	8.0	10.7	10.3	7.7	8.4	4.5	6.9	11.4	5.1	11.9	7.4	8.5	9.0	7.7	10.5	6.4
6:DIDNT RCV TRNG	12.3	17.7	11.5	14.6	11.5	16.3	10.5	15.7	22.0	11.7	14.1	13.6	12.7	11.7	16.9	16.3
MISSING	3.0	2.6	1.9	3.4	2.8	18.2	3.1	1.6	4.7	3.4	2.7	3.0	2.2	2.2	2.9	3.1
MULTIPLE RESP	0.2	0.0	0.0	0.2	0.0	0.0	0.1	0.1	0.0	0.0	0.2	0.1	0.3	0.2	0.0	0.0
TOTAL PERCENT	100.0	100.0	100.0	100.0	100.0	100.0	100.0	100.0	100.0	100.0	100.0	100.0	100.0	100.0	100.0	100.0

N (Weighted)	A:66045	18938	B:25985	53560	5438	C:1652	43108	34892	5331	D:22534	62449	E:69892	15091	F:52281	25880	5088
N (Unwtd)	A:1355	427	B:569	1090	123	C:30	823	739	190	D:489	1293	E:1464	318	F:1105	539	102
Nmiss (Wtd)	A:N/A		B:N/A			C:N/A				D:N/A		E:N/A		F:1734		
Nmiss(Unwtd)	A:N/A		B:N/A			C:N/A				D:N/A		E:N/A		F:36		

Gender was determined from Q92. Educational status was determined from Q95.
Married = "Married for the first time" and "Remarried;" Not Married = "Single, never married;" and Other = "Legally separated," "Divorced" and "Widowed" (Q97).
Prior service = Respondents who served on active duty in any U.S. military component (Q5). No prior service = All others.
Duty-qualified = Respondents who were awarded the MOS for their current duty position (Q28). Not duty-qualified = All others.
Stay in USAR="Stay to retire"/"Stay beyond oblig.;" Leave at End="Leave after oblig.;" Leave Prior="Leave prior to oblig" (Q84).

1989 Survey of USAR TPU Soldiers
Junior Enlisted Stayers Tabulation Volume

Q43A3 WKND TRNG:NUCLEAR-BIOL-CHEML TRNG

	A1 MALE	A2 FEMALE	B1 MARRI-ED	B2 NOT MARRI-ED	B3 OTHER	C1 <THAN HI SCH	C2 HIGH SCHOOL	C3 <THAN COLL	C4 BACH & UP	D1 PRIOR SRV	D2 NO PRIOR SRV	E1 DUTY QUAL	E2 NOT DUTY QUAL	F1 STAY IN USAR	F2 LEAVE AT END	F3 LEAVE PRIOR
1:STRONGLY AGREE	12.1	13.7	12.8	12.3	12.5	12.9	12.3	12.8	12.0	11.5	12.8	12.3	13.2	12.4	12.7	14.5
2:AGREE	45.6	42.2	44.1	44.8	48.3	33.4	42.6	48.3	43.0	42.1	45.8	45.9	39.9	47.6	41.0	36.2
3:NEUTRAL	24.6	22.7	25.6	23.8	21.0	35.1	26.8	20.6	22.4	24.2	24.1	24.0	24.8	24.1	22.9	32.0
4:DISAGREE	8.8	8.1	9.9	8.4	5.5	0.5	9.1	8.1	11.0	10.4	8.0	8.3	10.3	7.9	10.6	8.3
5:STRONGLY DISAG	3.7	4.8	4.3	3.6	5.0	0.0	3.2	5.2	3.0	5.6	3.3	3.5	5.9	3.3	5.2	3.0
6:DIDNT RCV TRNG	2.5	5.8	1.5	3.9	5.1	0.0	2.8	3.8	4.2	2.8	3.4	3.2	3.7	2.3	5.1	2.8
MISSING	2.6	2.7	1.6	3.2	2.6	18.0	3.1	1.2	4.3	3.5	2.4	2.8	1.8	2.3	2.2	3.1
MULTIPLE RESP	0.1	0.0	0.3	0.0	0.0	0.0	0.2	0.0	0.0	0.0	0.1	0.0	0.5	0.0	0.3	0.0
TOTAL PERCENT	100.0	100.0	100.0	100.0	100.0	100.0	100.0	100.0	100.0	100.0	100.0	100.0	100.0	100.0	100.0	100.0

N (Weighted)	A:66045	18938	B:25985	53560	5438	C:1652	43108	34892	5331	D:22534	62449	E:69892	15091	F:52281	25880	5088
N (Unwtd)	A:1355	427	B:569	1090	123	C:30	823	739	190	D:489	1293	E:1464	318	F:1105	539	102
Nmiss (Wtd)	A:N/A		B:N/A			C:N/A				D:N/A		E:N/A		F:1734		
Nmiss(Unwtd)	A:N/A		B:N/A			C:N/A				D:N/A		E:N/A		F:36		

Gender was determined from Q92. Educational status was determined from Q95.
Married = "Married for the first time" and "Remarried;" Not Married = "Single, never married;" and Other = "Legally separated," "Divorced" and "Widowed" (Q97).
Prior service = Respondents who served on active duty in any U.S. military component (Q5). No prior service = All others.
Duty-qualified = Respondents who were awarded the MOS for their current duty position (Q28). Not duty-qualified = All others.
Stay in USAR="Stay to retire"/"Stay beyond oblig.;" Leave at End="Leave after oblig.;" Leave Prior="Leave prior to oblig" (Q84).

1989 Survey of USAR TPU Soldiers
Junior Enlisted Stayers Tabulation Volume

Q43A4 WKND TRNG:PHYSICAL FITNESS

	A1 MALE	A2 FEMALE	B1 MARRI-ED	B2 NOT MARRI-ED	B3 OTHER	C1 <THAN HI SCH	C2 HIGH SCHOOL	C3 <THAN COLL	C4 BACH & UP	D1 PRIOR SRV	D2 NO PRIOR SRV	E1 DUTY QUAL	E2 NOT DUTY QUAL	F1 STAY IN USAR	F2 LEAVE AT END	F3 LEAVE PRIOR
1:STRONGLY AGREE	9.7	9.9	10.0	9.4	11.6	9.5	9.9	9.2	11.6	9.4	9.8	9.7	10.1	10.5	9.1	7.2
2:AGREE	27.4	26.8	29.1	26.2	29.5	29.1	28.6	25.4	29.0	28.8	26.7	27.0	28.8	29.2	25.2	15.6
3:NEUTRAL	25.7	26.2	25.6	26.3	22.6	28.3	28.1	24.5	14.7	22.2	27.1	26.5	22.6	26.0	26.4	24.4
4:DISAGREE	15.3	12.6	15.6	14.6	11.0	3.2	14.7	14.9	17.4	17.2	13.8	14.6	15.2	15.3	13.6	16.2
5:STRONGLY DISAG	8.5	7.1	7.1	8.4	10.8	7.9	5.9	11.0	7.7	7.6	8.4	7.9	9.6	6.5	9.2	20.1
6:DIDNT RCV TRNG	10.3	14.7	10.2	11.7	12.1	0.5	9.5	13.6	14.4	10.4	11.6	11.5	10.4	10.0	13.6	13.6
MISSING	3.0	2.7	2.1	3.4	2.5	21.4	3.2	1.4	5.2	4.3	2.4	2.9	3.0	2.3	2.9	3.1
MULTIPLE RESP	0.1	0.0	0.2	0.0	0.0	0.0	0.1	0.0	0.0	0.0	0.1	0.0	0.4	0.1	0.0	0.0
TOTAL PERCENT	100.0	100.0	100.0	100.0	100.0	100.0	100.0	100.0	100.0	100.0	100.0	100.0	100.0	100.0	100.0	100.0

N (Weighted)	A:66045	18938	B:25985	53560	5438	C:1652	43108	34892	5331	D:22534	62449	E:69892	15091	F:52281	25880	5088
N (Unwtd)	A:1355	427	B:569	1090	123	C:30	823	739	190	D:489	1293	E:1464	318	F:1105	539	102
Nmiss (Wtd)	A:N/A		B:N/A			C:N/A				D:N/A		E:N/A		F:1734		
Nmiss(Unwtd)	A:N/A		B:N/A			C:N/A				D:N/A		E:N/A		F:36		

Gender was determined from Q92. Educational status was determined from Q95.
Married = "Married for the first time" and "Remarried;" Not Married = "Single, never married;" and Other = "Legally separated," "Divorced" and "Widowed" (Q97).
Prior service = Respondents who served on active duty in any U.S. military component (Q5). No prior service = All others.
Duty-qualified = Respondents who were awarded the MOS for their current duty position (Q28). Not duty-qualified = All others.
Stay in USAR="Stay to retire"/"Stay beyond oblig.;" Leave at End="Leave after oblig.;" Leave Prior="Leave prior to oblig" (Q84).

1989 Survey of USAR TPU Soldiers
Junior Enlisted Stayers Tabulation Volume

Q43A5 WKND TRNG:FIELD TRNG EXERCISES

	A1 MALE	A2 FEMALE	B1 MARRI-ED	B2 NOT MARRI-ED	B3 OTHER	C1 <THAN HI SCH	C2 HIGH SCHOOL	C3 <THAN COLL	C4 BACH & UP	D1 PRIOR SRV	D2 NO PRIOR SRV	E1 DUTY QUAL	E2 NOT DUTY QUAL	F1 STAY IN USAR	F2 LEAVE AT END	F3 LEAVE PRIOR
1:STRONGLY AGREE	10.8	11.2	9.9	11.2	12.0	16.3	11.8	9.7	9.9	10.0	11.2	11.1	9.9	11.9	9.7	9.2
2:AGREE	37.3	32.0	36.8	35.4	39.9	30.6	36.8	36.2	31.1	36.2	36.0	36.1	36.2	39.0	32.9	23.8
3:NEUTRAL	26.0	25.3	26.5	25.8	23.0	20.6	26.7	25.7	21.8	24.4	26.4	25.6	27.0	24.6	27.5	30.7
4:DISAGREE	11.0	9.0	11.2	10.6	7.7	6.8	8.9	12.6	12.1	10.3	10.7	11.0	8.7	9.9	10.9	16.0
5:STRONGLY DISAG	4.8	5.9	6.5	4.2	6.8	7.7	4.4	5.5	6.8	5.1	5.0	4.2	8.8	5.1	4.5	8.7
6:DIDNT RCV TRNG	7.2	13.1	6.6	9.5	7.8	3.2	7.8	9.0	12.1	10.1	7.9	9.0	6.3	6.6	12.2	7.6
MISSING	2.9	3.4	2.6	3.3	2.8	14.8	3.6	1.3	6.3	3.8	2.8	3.0	3.0	2.9	2.3	4.1
TOTAL PERCENT	100.0	100.0	100.0	100.0	100.0	100.0	100.0	100.0	100.0	100.0	100.0	100.0	100.0	100.0	100.0	100.0

N (Weighted)	A:66045	18938	B:25985	53560	5438	C:1652	43108	34892	5331	D:22534	62449	E:69892	15091	F:52281	25880	5088
N (Unwtd)	A:1355	427	B:569	1090	123	C:30	823	739	190	D:489	1293	E:1464	318	F:1105	539	102
Nmiss (Wtd)	A:N/A		B:N/A			C:N/A				D:N/A		E:N/A		F:1734		
Nmiss(Unwtd)	A:N/A		B:N/A			C:N/A				D:N/A		E:N/A		F:36		

Gender was determined from Q92. Educational status was determined from Q95.
Married = "Married for the first time" and "Remarried;" Not Married = "Single, never married;" and Other = "Legally separated," "Divorced" and "Widowed" (Q97).
Prior service = Respondents who served on active duty in any U.S. military component (Q5). No prior service = All others.
Duty-qualified = Respondents who were awarded the MOS for their current duty position (Q28). Not duty-qualified = All others.
Stay in USAR="Stay to retire"/"Stay beyond oblig.;" Leave at End="Leave after oblig.;" Leave Prior="Leave prior to oblig" (Q84).

1989 Survey of USAR TPU Soldiers
Junior Enlisted Stayers Tabulation Volume

Q43A6 WKND TRNG:COMMAND POST EXERCISES

	A1 MALE	A2 FEMALE	B1 MARRI-ED	B2 NOT MARRI-ED	B3 OTHER	C1 <THAN HI SCH	C2 HIGH SCHOOL	C3 <THAN COLL	C4 BACH & UP	D1 PRIOR SRV	D2 NO PRIOR SRV	E1 DUTY QUAL	E2 NOT DUTY QUAL	F1 STAY IN USAR	F2 LEAVE AT END	F3 LEAVE PRIOR
1:STRONGLY AGREE	5.1	4.3	5.6	4.4	6.4	10.3	5.4	3.9	5.9	4.5	5.1	4.7	5.7	5.9	3.0	5.1
2:AGREE	22.4	13.3	22.4	18.9	24.7	19.1	24.6	15.5	18.3	24.4	18.9	19.6	23.8	22.9	16.7	12.4
3:NEUTRAL	36.9	33.0	37.3	36.3	26.1	38.3	37.7	35.4	25.0	31.9	37.5	36.5	33.9	38.0	32.9	35.7
4:DISAGREE	9.7	10.1	9.6	10.0	9.3	3.2	9.4	11.0	7.2	8.2	10.4	9.9	9.2	8.4	11.8	12.7
5:STRONGLY DISAG	3.7	4.7	5.2	3.0	7.1	0.0	2.7	5.6	4.3	5.7	3.3	3.7	5.1	3.5	4.7	6.4
6:DIDNT RCV TRNG	18.7	31.3	17.1	23.6	21.6	14.3	16.2	26.4	34.8	20.6	21.9	22.0	19.3	18.3	28.3	21.4
MISSING	3.3	3.1	2.3	3.6	4.7	14.8	3.8	1.9	4.0	4.5	2.8	3.3	2.9	2.8	2.5	6.2
MULTIPLE RESP	0.2	0.3	0.5	0.1	0.0	0.0	0.1	0.3	0.6	0.3	0.2	0.3	0.1	0.1	0.3	0.0
TOTAL PERCENT	100.0	100.0	100.0	100.0	100.0	100.0	100.0	100.0	100.0	100.0	100.0	100.0	100.0	100.0	100.0	100.0

N (Weighted)	A:66045	18938	B:25985	53560	5438	C:1652	43108	34892	5331	D:22534	62449	E:69892	15091	F:52281	25880	5088
N (Unwtd)	A:1355	427	B:569	1090	123	C:30	823	739	190	D:489	1293	E:1464	318	F:1105	539	102
Nmiss (Wtd)	A N/A		B:N/A			C:N/A				D:N/A		E:N/A		F:1734		
Nmiss(Unwtd)	A:N/A		B:N/A			C:N/A				D:N/A		E:N/A		F:36		

Gender was determined from Q92. Educational status was determined from Q95.
Married = "Married for the first time" and "Remarried;" Not Married = "Single, never married;" and Other = "Legally separated," "Divorced" and "Widowed" (Q97).
Prior service = Respondents who served on active duty in any U.S. military component (Q5). No prior service = All others.
Duty-qualified = Respondents who were awarded the MOS for their current duty position (Q28) Not duty-qualified = All others.
Stay in USAR="Stay to retire"/"Stay beyond oblig.;" Leave at End="Leave after oblig.;" Leave Prior="Leave prior to oblig" (Q84).

1989 Survey of USAR TPU Soldiers
Junior Enlisted Stayers Tabulation Volume

Q43A7 WKND TRNG:WEAPONS QUALIFICATION

	A1 MALE	A2 FEMALE	B1 MARRI-ED	B2 NOT MARRI-ED	B3 OTHER	C1 <THAN HI SCH	C2 HIGH SCHOOL	C3 <THAN COLL	C4 BACH & UP	D1 PRIOR SRV	D2 NO PRIOR SRV	E1 DUTY QUAL	E2 NOT DUTY QUAL	F1 STAY IN USAR	F2 LEAVE AT END	F3 LEAVE PRIOR
1:STRONGLY AGREE	13.0	12.6	13.7	11.7	21.0	16.1	14.0	11.5	11.7	14.5	12.3	12.4	15.1	14.6	9.9	14.0
2:AGREE	42.0	31.6	42.6	38.9	33.8	28.9	39.7	40.6	37.8	41.0	39.2	40.2	37.4	42.3	37.2	28.7
3:NEUTRAL	18.9	20.8	17.3	20.6	15.3	19.0	20.6	18.4	14.5	18.1	19.7	19.1	20.0	17.8	21.7	22.2
4:DISAGREE	9.8	11.7	12.1	9.0	13.2	12.9	10.0	10.4	10.5	10.9	10.0	10.3	9.7	9.7	11.2	11.3
5:STRONGLY DISAG	5.0	6.8	5.6	5.4	4.6	4.5	4.4	6.5	6.7	4.9	5.5	4.9	7.5	4.5	6.3	10.0
6:DIDNT RCV TRNG	8.2	13.5	6.4	11.0	7.4	3.2	7.5	11.3	14.4	6.6	10.4	9.7	7.8	8.4	11.3	10.7
MISSING	3.1	3.2	2.2	3.4	4.6	15.4	3.9	1.3	4.3	3.9	2.8	3.3	2.3	2.8	2.4	3.1
TOTAL PERCENT	100.0	100.0	100.0	100.0	100.0	100.0	100.0	100.0	100.0	100.0	100.0	100.0	100.0	100.0	100.0	100.0

N (Weighted)	A:66045	18938	B:25985	53560	5438	C:1652	43108	34392	5331	D:22534	62449	E:69892	15091	F:52281	25880	5088
N (Unwtd)	A:1355	427	B:569	1090	123	C:30	823	739	190	D:489	1293	E:1464	318	F:1105	539	102
Nmiss (Wtd)	A:N/A		B:N/A			C:N/A				D:N/A		E:N/A		F:1734		
Nmiss(Unwtd)	A:N/A		B:N/A			C:N/A				D:N/A		E:N/A		F:36		

Gender was determined from Q92. Educational status was determined from Q95.
Married = "Married for the first time" and "Remarried;" Not Married = "Single, never married;" and Other = "Legally separated," "Divorced" and "Widowed" (Q97).
Prior service = Respondents who served on active duty in any U.S. military component (Q5). No prior service = All others.
Duty-qualified = Respondents who were awarded the MOS for their current duty position (Q28). Not duty-qualified = All others.
Stay in USAR="Stay to retire"/"Stay beyond oblig.;" Leave at End="Leave after oblig.;" Leave Prior="Leave prior to oblig" (Q84).

1989 Survey of USAR TPU Soldiers
Junior Enlisted Stayers Tabulation Volume

Q43A8 WKND TRNG:MAINTENANCE TRAINING

	A1 MALE	A2 FEMALE	B1 MARRI-ED	B2 NOT MARRI-ED	B3 OTHER	C1 <THAN HI SCH	C2 HIGH SCHOOL	C3 <THAN COLL	C4 BACH & UP	D1 PRIOR SRV	D2 NO PRIOR SRV	E1 DUTY QUAL	E2 NOT DUTY QUAL	F1 STAY IN USAR	F2 LEAVE AT END	F3 LEAVE PRIOR
1:STRONGLY AGREE	10.6	9.3	11.3	9.6	13.0	12.9	11.9	8.2	10.5	10.7	10.1	10.4	9.9	11.9	6.7	13.7
2:AGREE	38.4	24.8	37.5	34.6	33.4	25.3	37.3	35.1	24.9	35.2	35.5	35.3	35.8	38.2	31.5	30.2
3:NEUTRAL	27.5	33.6	27.2	30.3	22.9	32.7	30.0	28.0	24.0	25.3	30.1	28.8	29.3	27.3	32.2	31.1
4:DISAGREE	10.2	8.6	12.1	8.7	9.8	3.2	8.1	11.9	12.1	11.3	9.3	10.2	8.0	9.6	10.4	11.4
5:STRONGLY DISAG	3.2	4.6	2.9	3.7	5.0	7.9	2.3	4.3	6.8	3.6	3.5	3.1	5.5	3.6	3.3	3.8
6:DIDNT RCV TRNG	7.1	16.0	7.3	9.7	11.4	3.2	6.7	11.0	17.3	9.3	9.0	9.4	7.8	6.9	13.3	5.8
MISSING	3.0	3.1	.8	3.5	4.5	14.8	3.8	1.3	4.4	4.6	2.5	2.9	3.6	2.6	2.5	4.0
TOTAL PERCENT	100.0	100.0	100.0	100.0	100.0	100.0	100.0	100.0	100.0	100.0	100.0	100.0	100.0	100.0	100.0	100.0

N (Weighted)	A:66045	18938	B:25985	53560	5438	C:1652	43108	34892	5331	D:22534	62449	E:69892	15091	F:52281	25880	5088
N (Unwtd)	A:1355	427	B:569	1090	123	C:30	823	739	190	D:489	1293	E:1464	318	F:1105	539	102
Nmiss (Wtd)	A:N/A		B:N/A			C:N/A				D:N/A		E:N/A		F:1734		
Nmiss(Unwtd)	A:N/A		B:N/A			C:N/A				D:N/A		E:N/A		F:36		

Gender was determined from Q92. Educational status was determined from Q95.
Married = "Married for the first time" and "Remarried;" Not Married = "Single, never married;" and Other = "Legally separated," "Divorced" and "Widowed" (Q97).
Prior service = Respondents who served on active duty in any U.S. military component (Q5). No prior service = All others.
Duty-qualified = Respondents who were awarded the MOS for their current duty position (Q28). Not duty-qualified = All others.
Stay in USAR="Stay to retire"/"Stay beyond oblig.;" Leave at End="Leave after oblig.;" Leave Prior="Leave prior to oblig" (Q84).

1989 Survey of USAR TPU Soldiers
Junior Enlisted Stayers Tabulation Volume

Q43A9 WKND TRNG:SUPPLY & MANAGEMENT TRNG

	A1 MALE	A2 FEMALE	B1 MARRI-ED	B2 NOT MARRI-ED	B3 OTHER	C1 <THAN HI SCH	C2 HIGH SCHOOL	C3 <THAN COLL	C4 BACH & UP	D1 PRIOR SRV	D2 NO PRIOR SRV	E1 DUTY QUAL	E2 NOT DUTY QUAL	F1 STAY IN USAR	F2 LEAVE AT END	F3 LEAVE PRIOR
1:STRONGLY AGREE	5.0	5.7	6.1	4.3	9.1	6.4	5.9	4.2	5.0	5.9	4.9	5.0	5.8	6.2	2.7	7.8
2:AGREE	24.2	22.9	26.1	23.3	19.3	20.6	24.0	24.0	23.2	21.7	24.7	23.0	28.1	25.2	22.6	16.8
3:NEUTRAL	34.5	28.7	32.1	33.7	33.0	41.7	36.1	31.1	21.2	33.6	33.0	33.6	31.6	33.9	32.1	37.0
4:DISAGREE	11.2	9.3	12.4	10.1	10.0	6.6	10.0	11.4	14.1	10.5	10.9	10.8	10.5	10.7	10.9	10.4
5:STRONGLY DISAG	3.7	5.0	3.4	4.1	5.9	0.0	3.6	4.6	4.5	4.7	3.7	3.7	5.3	3.5	4.7	5.4
6:DIDNT RCV TRNG	18.2	25.5	17.4	21.1	19.2	10.0	16.4	23.5	26.9	19.1	20.1	20.7	15.7	17.7	24.5	17.4
MISSING	3.2	2.9	2.5	3.4	3.6	14.8	4.1	1.2	5.3	4.4	2.7	3.2	3.1	2.8	2.6	5.1
TOTAL PERCENT	100.0	100.0	100.0	100.0	100.0	100.0	100.0	100.0	100.0	100.0	100.0	100.0	100.0	100.0	100.0	100.0

N (Weighted)	A:66045	18938	B:25985	53560	5438	C:1652	43108	34892	5331	D:22534	62449	E:69892	15091	F:52281	25880	5088
N (Unwtd)	A:1355	427	B:569	1090	123	C:30	823	739	190	D:489	1293	E:1464	318	F:1105	539	102
Nmiss (Wtd)	A:N/A		B:N/A			C:N/A				D:N/A		E:N/A		F:1734		
Nmiss(Urwtd)	A:N/A		B:N/A			C:N/A				D:N/A		E:N/A		F:36		

Gender was determined from Q92. Educational status was determined from Q95.
Married = "Married for the first time" and "Remarried;" Not Married = "Single, never married;" and Other = "Legally separated," "Divorced" and "Widowed" (Q97).
Prior service = Respondents who served on active duty in any U.S. military component (Q5). No prior service = All others.
Duty-qualified = Respondents who were awarded the MOS for their current duty position (Q28). Not duty-qualified = All others.
Stay in USAR="Stay to retire"/"Stay beyond oblig.;" Leave at End="Leave after oblig.;" Leave Prior="Leave prior to oblig" (Q84).

1989 Survey of USAR TPU Soldiers
Junior Enlisted Stayers Tabulation Volume

Q43A10 WKND TRNG:MILIT INTELLIGENCE TRNG

	A1 MALE	A2 FEMALE	B1 MARRI-ED	B2 NOT MARRI-ED	B3 OTHER	C1 <THAN HI SCH	C2 HIGH SCHOOL	C3 <THAN COLL	C4 BACH & UP	D1 PRIOR SRV	D2 NO PRIOR SRV	E1 DUTY QUAL	E2 NOT DUTY QUAL	F1 STAY IN USAR	F2 LEAVE AT END	F3 LEAVE PRIOR
1:STRONGLY AGREE	5.9	5.0	5.6	5.3	9.5	3.7	6.3	4.9	6.2	8.2	4.8	5.1	8.3	7.6	2.1	5.9
2:AGREE	21.0	17.5	22.7	19.3	17.4	9.4	22.1	19.0	16.9	18.7	20.8	19.6	23.0	21.6	17.1	21.7
3:NEUTRAL	30.3	30.9	30.2	29.9	36.7	51.3	34.1	26.3	21.1	29.8	30.6	30.7	29.1	30.1	32.3	25.9
4:DISAGREE	11.4	10.1	12.8	10.7	6.7	3.2	9.7	13.0	12.5	10.6	11.3	11.3	10.0	11.2	11.4	11.6
5:STRONGLY DISAG	5.1	3.8	4.6	4.9	4.9	0.0	3.8	6.0	6.1	5.8	4.4	4.5	6.3	4.5	5.3	7.3
6:DIDNT RCV TRNG	23.1	29.8	21.6	26.3	22.0	17.7	19.9	29.4	33.1	22.7	25.2	25.3	20.9	22.4	29.4	22.6
MISSING	3.3	2.8	2.3	3.6	2.8	14.8	4.2	1.2	4.2	4.2	2.8	3.3	2.5	2.7	2.4	4.0
MULTIPLE RESP	0.1	0.0	0.2	0.0	0.0	0.0	0.0	0.2	0.0	0.0	0.1	0.1	0.0	0.0	0.0	1.0
TOTAL PERCENT	100.0	100.0	100.0	100.0	100.0	100.0	100.0	100.0	100.0	100.0	100.0	100.0	100.0	100.0	100.0	100.0

N (Weighted)	A:66045	18938	B:25985	53560	5438	C:1652	43108	34892	5331	D:22534	62449	E:69892	15091	F:52281	25880	5088
N (Unwtd)	A:1355	427	B:569	1090	123	C:30	823	739	190	D:489	1293	E:1464	318	F:1105	539	102
Nmiss (Wtd)	A:N/A		B:N/A			C:N/A				D:N/A		E:N/A		F:1734		
Nmiss(Unwtd)	A:N/A		B:N/A			C:N/A				D:N/A		E:N/A		F:36		

Gender was determined from Q92. Educational status was determined from Q95.
Married = "Married for the first time" and "Remarried;" Not Married = "Single, never married;" and Other = "Legally separated," "Divorced" and "Widowed" (Q97).
Prior service = Respondents who served on active duty in any U.S. military component (Q5). No prior service = All others.
Duty-qualified = Respondents who were awarded the MOS for their current duty position (Q28). Not duty-qualified = All others.
Stay in USAR="Stay to retire"/"Stay beyond oblig.;" Leave at End="Leave after oblig.;" Leave Prior="Leave prior to oblig" (Q84).

1989 Survey of USAR TPU Soldiers
Junior Enlisted Stayers Tabulation Volume

Q43A11 WKND TRNG:MOBILIZATION/DEPLOYMENT

	A1 MALE	A2 FEMALE	B1 MARRI-ED	B2 NOT MARRI-ED	B3 OTHER	C1 <THAN HI SCH	C2 HIGH SCHOOL	C3 <THAN COLL	C4 BACH & UP	D1 PRIOR SRV	D2 NO PRIOR SRV	E1 DUTY QUAL	E2 NOT DUTY QUAL	F1 STAY IN USAR	F2 LEAVE AT END	F3 LEAVE PRIOR
1:STRONGLY AGREE	10.3	12.3	11.7	10.0	12.8	12.9	11.0	10.6	9.0	10.6	10.8	10.2	13.0	12.6	7.3	10.5
2:AGREE	38.8	35.6	38.7	38.0	35.5	38.4	38.6	37.9	34.4	34.3	39.4	39.2	32.9	39.0	37.1	34.7
3:NEUTRAL	28.1	27.5	26.9	28.4	29.1	24.2	29.5	26.5	26.8	28.8	27.7	27.4	30.8	26.9	30.1	32.3
4:DISAGREE	8.7	9.0	10.0	8.3	8.2	9.6	7.8	10.1	8.4	8.6	8.9	8.9	8.3	9.2	7.7	10.9
5:STRONGLY DISAG	4.0	3.5	3.3	4.0	5.6	0.0	3.5	4.6	3.7	5.2	3.4	3.8	4.4	3.9	3.8	5.1
6:DIDNT RCV TRNG	7.1	9.3	7.0	8.1	5.3	0.0	6.2	8.8	12.6	8.5	7.2	7.5	8.0	5.9	11.2	4.7
MISSING	3.0	2.6	2.4	3.2	2.6	14.8	3.5	1.3	4.9	4.0	2.5	3.1	2.2	2.4	2.6	2.0
MULTIPLE RESP	0.0	0.3	0.0	0.0	0.9	0.0	0.0	0.1	0.0	0.0	0.1	0.0	0.3	0.0	0.2	0.0
TOTAL PERCENT	100.0	100.0	100.0	100.0	100.0	100.0	100.0	100.0	100.0	100.0	100.0	100.0	100.0	100.0	100.0	100.0

N (Weighted)	A:66045	18938	B:25985	53560	5438	C:1652	43108	34892	5331	D:22534	62449	E:69892	15091	F:52281	25880	5088
N (Unwtd)	A:1355	427	B:569	1090	123	C:30	823	739	190	D:489	1293	E:1464	318	F:1105	539	102
Nmiss (Wtd)	A:N/A		B:N/A			C:N/A				D:N/A		E:N/A		F:1734		
Nmiss(Unwtd)	A:N/A		B:N/A			C:N/A				D:N/A		E:N/A		F:36		

Gender was determined from Q92. Educational status was determined from Q95.
Married = "Married for the first time" and "Remarried;" Not Married = "Single, never married;" and Other = "Legally separated," "Divorced" and "Widowed" (Q97).
Prior service = Respondents who served on active duty in any U.S. military component (Q5). No prior service = All others.
Duty-qualified = Respondents who were awarded the MOS for their current duty position (Q28). Not duty-qualified = All others.
Stay in USAR="Stay to retire"/"Stay beyond oblig.;" Leave at End="Leave after oblig.;" Leave Prior="Leave prior to oblig" (Q84).

1989 Survey of USAR TPU Soldiers
Junior Enlisted Stayers Tabulation Volume

Q43A12 WKND TRNG:LEADERSHIP DEVELOPMENT

	A1 MALE	A2 FEMALE	B1 MARRI-ED	B2 NOT MARRI-ED	B3 OTHER	C1 <THAN HI SCH	C2 HIGH SCHOOL	C3 <THAN COLL	C4 BACH & UP	D1 PRIOR SRV	D2 NO PRIOR SRV	E1 DUTY QUAL	E2 NOT DUTY QUAL	F1 STAY IN USAR	F2 LEAVE AT END	F3 LEAVE PRIOR
1:STRONGLY AGREE	9.7	9.4	11.1	8.8	10.9	16.1	9.6	9.3	10.1	12.0	8.8	9.2	11.5	12.0	5.3	10.9
2:AGREE	33.1	25.6	32.7	30.0	39.4	25.5	31.4	32.3	28.0	28.8	32.4	31.9	29.1	34.1	27.8	25.0
3:NEUTRAL	29.0	29.4	27.0	30.6	23.4	35.3	31.8	26.2	23.5	27.4	29.7	29.2	28.5	28.2	32.0	24.4
4:DISAGREE	9.9	9.4	11.5	9.3	6.3	3.2	9.6	9.4	15.6	10.5	9.5	9.8	9.4	9.9	9.4	11.1
5:STRONGLY DISAG	4.1	5.4	4.1	4.4	6.4	0.0	3.6	5.6	4.4	5.9	3.9	4.3	5.2	3.6	5.6	7.7
6:DIDNT RCV TRNG	11.4	16.8	11.2	13.5	10.1	4.5	10.5	15.5	13.2	11.4	13.0	12.3	14.0	9.7	17.0	16.7
MISSING	2.9	3.9	2.4	3.4	3.6	15.4	3.5	1.7	5.2	4.0	2.8	3.3	2.2	2.5	2.8	4.2
TOTAL PERCENT	100.0	100.0	100.0	100.0	100.0	100.0	100.0	100.0	100.0	100.0	100.0	100.0	100.0	100.0	100.0	100.0

N (Weighted)	A:66045	18938	B:25985	53560	5438	C:1652	43108	34892	5331	D:22534	62449	E:69892	15091	F:52281	25880	5088
N (Unwtd)	A:1355	427	B:569	1090	123	C:30	823	739	190	D:489	1293	E:1464	318	F:1105	539	102
Nmiss (Wtd)	A:N/A		B:N/A			C:N/A				D:N/A		E:N/A		F:1734		
Nmiss(Unwtd)	A:N/A		B:N/A			C:N/A				D:N/A		E:N/A		F:36		

Gender was determined from Q92. Educational status was determined from Q95.
Married = "Married for the first time" and "Remarried;" Not Married = "Single, never married;" and Other = "Legally separated," "Divorced" and "Widowed" (Q97).
Prior service = Respondents who served on active duty in any U.S. military component (Q5). No prior service = All others.
Duty-qualified = Respondents who were awarded the MOS for their current duty position (Q28). Not duty-qualified = All others.
Stay in USAR="Stay to retire"/"Stay beyond oblig.;" Leave at End="Leave after oblig.;" Leave Prior="Leave prior to oblig" (Q84).

1989 Survey of USAR TPU Soldiers
Junior Enlisted Stayers Tabulation Volume

Q43A13 WKND TRNG:MEDICAL TRAINING

	A1 MALE	A2 FEMALE	B1 MARRI-ED	B2 NOT MARRI-ED	B3 OTHER	C1 <THAN HI SCH	C2 HIGH SCHOOL	C3 <THAN COLL	C4 BACH & UP	D1 PRIOR SRV	D2 NO PRIOR SRV	E1 DUTY QUAL	E2 NOT DUTY QUAL	F1 STAY IN USAR	F2 LEAVE AT END	F3 LEAVE PRIOR
1:STRONGLY AGREE	7.4	6.0	7.4	6.9	7.5	6.4	6.7	7.7	6.3	8.5	6.6	7.4	5.8	8.6	4.7	6.0
2:AGREE	28.7	26.7	29.9	27.6	26.1	20.8	29.6	27.0	27.6	25.6	29.2	28.1	28.9	29.3	27.0	21.6
3:NEUTRAL	29.5	24.5	28.6	28.6	25.6	40.6	30.6	26.1	21.9	28.6	28.3	28.5	27.8	28.9	27.4	31.8
4:DISAGREE	11.6	8.9	11.1	11.1	9.0	7.7	10.9	11.1	12.0	9.8	11.4	11.2	10.1	11.3	11.2	9.1
5:STRONGLY DISAG	5.2	5.6	5.3	4.9	8.5	0.0	4.5	6.5	4.8	6.4	4.8	4.7	7.8	4.9	5.2	8.3
6:DIDNT RCV TRNG	14.7	25.1	15.4	17.6	18.8	9.7	13.9	20.3	23.0	16.4	17.2	17.0	17.1	14.6	21.5	20.2
MISSING	3.0	3.3	2.4	3.2	4.5	14.8	3.8	1.3	4.3	4.6	2.5	3.1	2.5	2.4	2.9	3.1
TOTAL PERCENT	100.0	100.0	100.0	100.0	100.0	100.0	100.0	100.0	100.0	100.0	100.0	100.0	100.0	100.0	100.0	100.0

N (Weighted)	A:66045	18938	B:25985	53560	5438	C:1652	43108	34892	5331	D:22534	62449	E:69892	15091	F:52281	25880	5088
N (Unwtd)	A:1355	427	B:569	1090	123	C:30	823	739	190	D:489	1293	E:1464	318	F:1105	539	102
Nmiss (Wtd)	A:N/A		B:N/A			C:N/A				D:N/A		E:N/A		F:1734		
Nmiss(Unwtd)	A:N/A		B:N/A			C:N/A				D:N/A		E:N/A		F:36		

Gender was determined from Q92. Educational status was determined from Q95.
Married = "Married for the first time" and "Remarried;" Not Married = "Single, never married;" and Other = "Legally separated," "Divorced" and "Widowed" (Q97).
Prior service = Respondents who served on active duty in any U.S. military component (Q5). No prior service = All others.
Duty-qualified = Respondents who were awarded the MOS for their current duty position (Q28). Not duty-qualified = All others.
Stay in USAR="Stay to retire"/"Stay beyond oblig.;" Leave at End="Leave after oblig.;" Leave Prior="Leave prior to oblig" (Q84).

1989 Survey of USAR TPU Soldiers
Junior Enlisted Stayers Tabulation Volume

Q43A14 WKND TRNG:JUSTICE/CONDUCT/GEN CON

	A1 MALE	A2 FEMALE	B1 MARRI-ED	B2 NOT MARRI-ED	B3 OTHER	C1 <THAN HI SCH	C2 HIGH SCHOOL	C3 <THAN COLL	C4 BACH & UP	D1 PRIOR SRV	D2 NO PRIOR SRV	E1 DUTY QUAL	E2 NOT DUTY QUAL	F1 STAY IN USAR	F2 LEAVE AT END	F3 LEAVE PRIOR
1:STRONGLY AGREE	9.2	10.3	8.3	10.0	10.4	10.1	8.6	10.5	9.3	9.8	9.4	9.5	9.5	11.6	5.4	9.0
2:AGREE	36.5	34.5	41.4	33.3	37.7	43.2	36.3	34.9	39.4	37.4	35.6	35.7	37.9	38.4	34.4	25.5
3:NEUTRAL	31.4	30.0	30.9	31.2	30.1	24.2	32.7	29.8	28.8	29.4	31.7	31.7	28.3	29.7	33.8	34.8
4:DISAGREE	8.6	8.7	8.1	8.9	8.0	0.0	7.8	10.6	5.0	7.7	9.0	8.8	7.5	7.3	10.2	13.4
5:STRONGLY DISAG	3.7	4.3	2.8	4.3	4.3	0.0	4.3	3.9	1.5	4.4	3.7	3.8	4.5	3.6	3.9	5.2
6:DIDNT RCV TRNG	7.8	9.5	6.2	9.2	6.8	7.7	7.3	8.7	11.9	7.9	8.2	7.7	10.5	7.1	9.9	9.0
MISSING	2.7	2.8	2.3	3.0	2.6	14.8	3.1	1.6	4.0	3.4	2.5	2.9	1.8	2.3	2.4	3.1
TOTAL PERCENT	100.0	100.0	100.0	100.0	100.0	100.0	100.0	100.0	100.0	100.0	100.0	100.0	100.0	100.0	100.0	100.0

N (Weighted)	A:66045	18938	B:25985	53560	5438	C:1652	43108	34892	5331	D:22534	62449	E:69892	15091	F:52281	25880	5088
N (Unwtd)	A:1355	427	B:569	1090	123	C:30	823	739	190	D:489	1293	E:1464	318	F:1105	539	102
Nmiss (Wtd)	A:N/A		B:N/A			C:N/A				D:N/A		E:N/A		F:1734		
Nmiss(Unwtd)	A:N/A		B:N/A			C:N/A				D:N/A		E:N/A		F:36		

Gender was determined from Q92. Educational status was determined from Q95.
Married = "Married for the first time" and "Remarried;" Not Married = "Single, never married;" and Other = "Legally separated," "Divorced" and "Widowed" (Q97).
Prior service = Respondents who served on active duty in any U.S. military component (Q5). No prior service = All others.
Duty-qualified = Respondents who were awarded the MOS for their current duty position (Q28). Not duty-qualified = All others.
Stay in USAR="Stay to retire"/"Stay beyond oblig.;" Leave at End="Leave after oblig.;" Leave Prior="Leave prior to oblig" (Q84).

1989 Survey of USAR TPU Soldiers
Junior Enlisted Stayers Tabulation Volume

Q43A15 WKND TRNG:DRUG & ALCOHL ABUSE TRG

	A1 MALE	A2 FEMALE	B1 MARRI-ED	B2 NOT MARRI-ED	B3 OTHER	C1 <THAN HI SCH	C2 HIGH SCHOOL	C3 <THAN COLL	C4 BACH & UP	D1 PRIOR SRV	D2 NO PRIOR SRV	E1 DUTY QUAL	E2 NOT DUTY QUAL	F1 STAY IN USAR	F2 LEAVE AT END	F3 LEAVE PRIOR
1:STRONGLY AGREE	9.2	9.6	9.3	9.0	12.1	12.7	9.7	8.5	10.0	11.2	8.6	9.0	10.4	11.1	5.7	8.7
2:AGREE	32.5	32.2	33.6	31.5	36.2	15.7	33.6	32.3	29.0	30.3	33.2	32.1	33.9	34.3	30.3	25.6
3:NEUTRAL	30.9	25.8	28.8	30.9	23.3	41.7	29.7	29.9	25.6	28.7	30.1	30.8	25.0	29.0	30.8	33.9
4:DISAGREE	8.6	7.7	10.9	7.2	7.5	0.0	8.6	8.3	9.7	8.8	8.2	8.5	7.7	8.1	9.5	7.8
5:STRONGLY DISAG	4.9	4.6	3.8	5.3	5.2	3.9	4.6	5.2	4.8	4.9	4.8	4.7	5.3	4.3	5.5	7.0
6:DIDNT RCV TRNG	11.3	18.1	11.6	13.5	12.0	11.1	10.9	14.7	16.5	12.7	12.9	12.3	15.5	10.9	16.1	15.0
MISSING	2.7	2.0	1.9	2.7	3.7	14.8	2.9	1.1	4.5	3.5	2.2	2.6	2.2	2.3	2.0	2.0
TOTAL PERCENT	100.0	100.0	100.0	100.0	100.0	100.0	100.0	100.0	100.0	100.0	100.0	100.0	100.0	100.0	100.0	100.0

N (Weighted)	A:66045	18938	B:25985	53560	5438	C:1652	43108	34892	5331	D:22534	62449	E:69892	15091	F:52281	25880	5088
N (Unwtd)	A:1355	427	B:569	1090	123	C:30	823	739	190	D:489	1293	E:1464	318	F:1105	539	102
Nmiss (Wtd)	A:N/A		B:N/A			C:N/A				D:N/A		E:N/A		F:1734		
Nmiss(Unwtd)	A:N/A		B:N/A			C:N/A				D:N/A		E:N/A		F:36		

Gender was determined from Q92. Educational status was determined from Q95.
Married = "Married for the first time" and "Remarried;" Not Married = "Single, never married;" and Other = "Legally separated," "Divorced" and "Widowed" (Q97).
Prior service = Respondents who served on active duty in any U.S. military component (Q5). No prior service = All others.
Duty-qualified = Respondents who were awarded the MOS for their current duty position (Q28). Not duty-qualified = All others.
Stay in USAR="Stay to retire"/"Stay beyond oblig.;" Leave at End="Leave after oblig.;" Leave Prior="Leave prior to oblig" (Q84).

1989 Survey of USAR TPU Soldiers
Junior Enlisted Stayers Tabulation Volume

Q43A16 WKND TRNG:EQUAL OPPORTUNITY TRNG

	A1 MALE	A2 FEMALE	B1 MARRI-ED	B2 NOT MARRI-ED	B3 OTHER	C1 <THAN HI SCH	C2 HIGH SCHOOL	C3 <THAN COLL	C4 BACH & UP	D1 PRIOR SRV	D2 NO PRIOR SRV	E1 DUTY QUAL	E2 NOT DUTY QUAL	F1 STAY IN USAR	F2 LEAVE AT END	F3 LEAVE PRIOR
1:STRONGLY AGREE	7.4	7.6	8.6	6.8	8.8	12.7	7.9	7.1	5.1	8.7	7.0	7.6	7.1	9.1	4.4	8.9
2:AGREE	32.9	28.0	33.6	30.7	33.5	23.3	34.0	30.6	24.7	27.1	33.5	31.6	32.8	34.8	28.5	20.5
3:NEUTRAL	33 5	30.1	31.0	34.3	25.4	38.3	33.2	32.3	30.2	32.6	32.8	33.4	29.6	32.2	32.5	40.9
4:DISAGREE	7.0	9.7	8.4	7.3	6.9	3.2	7.0	8.1	10.2	8.5	7.3	7.5	8.3	6.8	8.7	10.3
5:STRONGLY DISAG	4.3	3.6	3.6	4.0	7.7	0.0	3.6	4.7	5.8	4.6	4.0	3.9	5.2	3.6	5.3	5.5
6:DIDNT RCV TRNG	11.7	18.2	12.3	13.5	14.0	7.7	10.4	15.9	19.2	14.0	12.8	12.8	14.7	10.7	18.0	10.9
MISSING	3.2	2.9	2.6	3.4	3.6	14.8	3.9	1.4	4.7	4.5	2.6	3.3	2.4	2.8	2.6	3.1
TOTAL PERCENT	100.0	100.0	100.0	100.0	100.0	100.0	100.0	100.0	100.0	100.0	100.0	100.0	100.0	100.0	100.0	100.0

N (Weighted)	A:66045	18938	B:25985	53560	5438	C:1652	43108	34892	5331	D:22534	62449	E:69892	15091	F:52281	25880	5088
N (Unwtd)	A:1355	427	B:569	1090	123	C:30	823	739	190	D:489	1293	E:1464	318	F:1105	539	102
Nmiss (Wtd)	A:N/A		B:N/A			C:N/A				D:N/A		E:N/A		F:1734		
Nmiss(Unwtd)	A:N/A		B:N/A			C:N/A				D:N/A		E:N/A		F:36		

Gender was determined from Q92. Educational status was determined from Q95.
Married = "Married for the first time" and "Remarried;" Not Married = "Single, never married;" and Other = "Legally separated," "Divorced" and "Widowed" (Q97).
Prior service = Respondents who served on active duty in any U.S. military component (Q5). No prior service = All others.
Duty-qualified = Respondents who were awarded the MOS for their current duty position (Q28). Not duty-qualified = All others.
Stay in USAR="Stay to retire"/"Stay beyond oblig.;" Leave at End="Leave after oblig.;" Leave Prior="Leave prior to oblig" (Q84).

1989 Survey of USAR TPU Soldiers
Junior Enlisted Stayers Tabulation Volume

Q43A17 WKND TRNG:SERVICE BENEFITS TRNG

	A1 MALE	A2 FEMALE	B1 MARRI-ED	B2 NOT MARRI-ED	B3 OTHER	C1 <THAN HI SCH	C2 HIGH SCHOOL	C3 <THAN COLL	C4 BACH & UP	D1 PRIOR SRV	D2 NO PRIOR SRV	E1 DUTY QUAL	E2 NOT DUTY QUAL	F1 STAY IN USAR	F2 LEAVE AT END	F3 LEAVE PRIOR
1:STRONGLY AGREE	6.7	5.5	7.4	6.0	6.2	9.5	6.6	5.9	7.1	6.1	6.5	6.5	5.8	7.1	4.9	9.7
2:AGREE	30.1	27.1	31.2	28.3	32.7	22.7	31.4	28.5	22.0	28.4	29.8	29.5	29.1	30.9	28.2	22.6
3:NEUTRAL	31.8	30.6	28.9	32.9	30.7	38.1	32.7	30.7	26.0	30.8	31.8	31.4	32.4	31.8	32.0	31.6
4:DISAGREE	9.5	8.7	10.1	9.1	8.3	0.0	8.9	10.1	11.1	9.7	9.2	9.4	9.0	8.7	9.5	15.4
5:STRONGLY DISAG	5.3	4.7	4.2	5.6	5.5	3.2	3.4	7.2	7.1	3.9	5.6	5.3	4.7	4.7	6.1	6.1
6:DIDNT RCV TRNG	12.9	20.3	15.2	14.6	10.1	8.3	12.7	15.9	22.8	15.4	14.2	14.4	15.0	13.5	16.8	11.5
MISSING	3.7	3.0	3.0	3.5	6.4	18.2	4.4	1.7	4.0	5.7	2.8	3.5	3.9	3.4	2.6	3.1
TOTAL PERCENT	100.0	100.0	100.0	100.0	100.0	100.0	100.0	100.0	100.0	100.0	100.0	100.0	100.0	100.0	100.0	100.0

N (Weighted)	A:66045	18938	B:25985	53560	5438	C:1652	43108	34892	5331	D:22534	62449	E:69892	15091	F:52281	25880	5088
N (Unwtd)	A:1355	427	B:569	1090	123	C:30	823	739	190	D:489	1293	E:1464	318	F:1105	539	102
Nmiss (Wtd)	A:N/A		B:N/A			C:N/A				D:N/A		E:N/A		F:1734		
Nmiss(Unwtd)	A:N/A		B:N/A			C:N/A				D:N/A		E:N/A		F:36		

Gender was determined from Q92. Educational status was determined from Q95.
Married = "Married for the first time" and "Remarried;" Not Married = "Single, never married;" and Other = "Legally separated," "Divorced" and "Widowed" (Q97).
Prior service = Respondents who served on active duty in any U.S. military component (Q5). No prior service = All others.
Duty-qualified = Respondents who were awarded the MOS for their current duty position (Q28). Not duty-qualified = All others.
Stay in USAR="Stay to retire"/"Stay beyond oblig.;" Leave at End="Leave after oblig.;" Leave Prior="Leave prior to oblig" (Q84).

1989 Survey of USAR TPU Soldiers
Junior Enlisted Stayers Tabulation Volume

Q43A18 WKND TRNG:PREVENT SEXUAL HARASSMT

	A1 MALE	A2 FEMALE	B1 MARRI-ED	B2 NOT MARRI-ED	B3 OTHER	C1 <THAN HI SCH	C2 HIGH SCHOOL	C3 <THAN COLL	C4 BACH & UP	D1 PRIOR SRV	D2 NO PRIOR SRV	E1 DUTY QUAL	E2 NOT DUTY QUAL	F1 STAY IN USAR	F2 LEAVE AT END	F3 LEAVE PRIOR
1:STRONGLY AGREE	8.3	9.3	9.0	7.9	12.5	15.9	9.0	7.6	7.6	9.9	8.0	8.4	8.9	10.1	5.4	10.4
2:AGREE	31.8	29.1	32.9	30.6	29.2	9.4	32.4	31.4	26.8	26.7	32.8	30.5	34.3	31.4	32.3	27.6
3:NEUTRAL	31.4	27.2	30.2	31.4	22.1	34.7	31.5	29.1	29.4	30.2	30.5	31.1	27.2	31.2	28.3	30.4
4:DISAGREE	8.2	7.7	8.8	7.4	10.5	10.7	7.5	8.9	5.9	9.3	7.6	8.1	8.0	7.5	9.2	9.3
5:STRONGLY DISAG	3.7	4.5	3.3	4.0	4.7	3.2	3.3	4.5	3.9	3.6	3.9	3.7	4.5	3.9	4.3	2.1
6:DIDNT RCV TRNG	13.4	19.8	12.9	15.5	17.4	7.9	12.3	17.2	22.5	15.7	14.5	14.9	14.4	13.0	18.1	17.3
MISSING	3.3	2.5	2.9	3.1	3.6	18.2	3.9	1.2	4.0	4.6	2.6	3.2	2.8	2.8	2.4	3.0
TOTAL PERCENT	100.0	100.0	100.0	100.0	100.0	100.0	100.0	100.0	100.0	100.0	100.0	100.0	100.0	100.0	100.0	100.0

N (Weighted)	A:66045	18938	B:25985	53560	5438	C:1652	43108	34892	5331	D:22534	62449	E:69892	15091	F:52281	25880	5088
N (Unwtd)	A:1355	427	B:569	1090	123	C:30	823	739	190	D:489	1293	E:1464	318	F:1105	539	102
Nmiss (Wtd)	A:N/A		B:N/A			C:N/A				D:N/A		E:N/A		F:1734		
Nmiss(Unwtd)	A:N/A		B:N/A			C:N/A				D:N/A		E:N/A		F:36		

Gender was determined from Q92. Educational status was determined from Q95.
Married = "Married for the first time" and "Remarried;" Not Married = "Single, never married;" and Other = "Legally separated," "Divorced" and "Widowed" (Q97).
Prior service = Respondents who served on active duty in any U.S. military component (Q5). No prior service = All others.
Duty-qualified = Respondents who were awarded the MOS for their current duty position (Q28). Not duty-qualified = All others.
Stay in USAR="Stay to retire"/"Stay beyond oblig.;" Leave at End="Leave after oblig.;" Leave Prior="Leave prior to oblig" (Q84).

1989 Survey of USAR TPU Soldiers
Junior Enlisted Stayers Tabulation Volume

Q43B1 A.T. TRNG:COMMON TASKS TRAINING

	A1 MALE	A2 FEMALE	B1 MARRI-ED	B2 NOT MARRI-ED	B3 OTHER	C1 <THAN HI SCH	C2 HIGH SCHOOL	C3 <THAN COLL	C4 BACH & UP	D1 PRIOR SRV	D2 NO PRIOR SRV	E1 DUTY QUAL	E2 NOT DUTY QUAL	F1 STAY IN USAR	F2 LEAVE AT END	F3 LEAVE PRIOR
1:STRONGLY AGREE	7.9	7.3	9.6	6.5	11.8	16.9	7.7	7.7	6.4	9.1	7.3	7.9	7.4	9.0	6.1	4.0
2:AGREE	26.1	21.0	28.4	24.1	17.2	22.5	25.3	24.8	23.9	26.1	24.6	25.0	24.8	26.3	24.8	14.5
3:NEUTRAL	15.9	13.8	15.4	15.6	13.4	11.1	16.3	14.2	17.1	13.8	16.0	16.1	12.3	14.8	16.0	19.5
4:DISAGREE	5.0	4.4	7.0	3.6	7.8	0.0	4.9	5.1	4.6	6.2	4.4	4.2	8.0	4.7	5.6	4.9
5:STRONGLY DISAG	2.5	1.7	3.8	1.6	1.5	0.0	2.1	2.6	2.8	3.9	1.7	2.2	2.7	2.2	2.5	2.0
6:DIDNT RCV TRNG	6.5	12.2	6.4	7.9	12.5	0.0	6.5	8.8	13.5	7.9	7.7	8.1	6.2	7.8	7.8	8.1
MISSING	19.0	13.3	19.1	16.7	21.9	36.6	19.2	15.1	17.6	20.4	16.8	17.3	20.1	18.6	15.1	16.8
MULTIPLE RESP	0.1	0.0	0.0	0.1	0.0	0.0	0.1	0.0	0.0	0.0	0.1	0.1	0.0	0.0	0.0	1.0
N/A	0.7	1.4	0.2	1.2	0.0	3.2	0.7	0.9	0.9	0.9	0.8	0.8	1.0	0.9	1.0	0.0
VALID SKIP	16.3	24.9	10.2	22.6	13.9	9.7	17.2	20.7	13.1	11.8	20.6	18.4	17.6	15.6	21.2	29.3
TOTAL PERCENT	100.0	100.0	100.0	100.0	100.0	100.0	100.0	100.0	100.0	100.0	100.0	100.0	100.0	100.0	100.0	100.0

N (Weighted)	A:66045	18938	B:25985	53560	5438	C:1652	43108	34892	5331	D:22534	62449	E:69892	15091	F:52281	25880	5088
N (Unwtd)	A:1355	427	B:569	1090	123	C:30	823	739	190	D:489	1293	E:1464	318	F:1105	539	102
Nmiss (Wtd)	A:N/A		B:N/A			C:N/A				D:N/A		E:N/A		F:1734		
Nmiss(Unwtd)	A:N/A		B:N/A			C:N/A				D:N/A		E:N/A		F:36		

Gender was determined from Q92. Educational status was determined from Q95.
Married = "Married for the first time" and "Remarried;" Not Married = "Single, never married;" and Other = "Legally separated," "Divorced" and "Widowed" (Q97).
Prior service = Respondents who served on active duty in any U.S. military component (Q5). No prior service = All others.
Duty-qualified = Respondents who were awarded the MOS for their current duty position (Q28). Not duty-qualified = All others.
Stay in USAR="Stay to retire"/"Stay beyond oblig.;" Leave at End="Leave after oblig.;" Leave Prior="Leave prior to oblig" (Q84).

1989 Survey of USAR TPU Soldiers
Junior Enlisted Stayers Tabulation Volume

Q43B2 A.T. TRNG:PREPARATION FOR THE SQT

	A1 MALE	A2 FEMALE	B1 MARRI-ED	B2 NOT MARRI-ED	B3 OTHER	C1 <THAN HI SCH	C2 HIGH SCHOOL	C3 <THAN COLL	C4 BACH & UP	D1 PRIOR SRV	D2 NO PRIOR SRV	E1 DUTY QUAL	E2 NOT DUTY QUAL	F1 STAY IN USAR	F2 LEAVE AT END	F3 LEAVE PRIOR
1:STRONGLY AGREE	6.4	5.2	8.3	5.0	7.4	10.0	6.6	5.1	8.2	8.0	5.5	6.5	4.7	7.8	3.2	5.6
2:AGREE	16.9	15.7	18.7	15.4	19.2	22.5	17.7	15.5	13.7	16.5	16.7	16.3	18.4	17.5	15.9	12.5
3:NEUTRAL	16.3	10.9	15.3	14.8	17.2	10.9	16.6	13.9	12.6	15.0	15.2	15.5	13.6	15.3	15.7	12.9
4:DISAGREE	8.5	6.5	10.8	6.8	7.8	3.2	7.9	8.6	7.9	9.2	7.7	8.1	7.9	8.6	7.7	5.3
5:STRONGLY DISAG	4.2	5.0	6.2	3.8	0.6	0.5	4.4	4.6	3.2	5.9	3.8	4.5	3.8	3.7	5.7	3.8
6:DIDNT RCV TRNG	11.4	17.6	11.9	13.3	12.6	6.6	10.3	14.9	21.7	12.1	13.1	12.8	12.8	12.1	14.2	14.9
MISSING	19.0	12.7	18.3	16.9	21.3	33.4	18.5	15.5	18.7	20.7	16.5	17.0	20.2	18.3	15.5	15.7
MULTIPLE RESP	0.2	0.0	0.2	0.1	0.0	0.0	0.0	0.4	0.0	0.0	0.2	0.2	0.0	0.2	0.0	0.0
N/A	0.7	1.4	0.2	1.2	0.0	3.2	0.7	0.9	0.9	0.9	0.8	0.8	1.0	0.9	1.0	0.0
VALID SKIP	16.3	24.9	10.2	22.6	13.9	9.7	17.2	20.7	13.1	11.8	20.6	18.4	17.6	15.6	21.2	29.3
TOTAL PERCENT	100.0	100.0	100.0	100.0	100.0	100.0	100.0	100.0	100.0	100.0	100.0	100.0	100.0	100.0	100.0	00.0

N (Weighted)	A:66045	18938	B:25985	53560	5438	C:1652	43108	34892	5331	D:22534	62449	E:69892	15091	F:52281	25880	5088
N (Unwtd)	A:1355	427	B:569	1090	123	C:30	823	739	190	D:489	1293	E:1464	318	F:1105	539	102
Nmiss (Wtd)	A:N/A		B:N/A			C:N/A				D:N/A		E:N/A		F:1734		
Nmiss(Unwtd)	A:N/A		B:N/A			C:N/A				D:N/A		E:N/A		F:36		

Gender was determined from Q92. Educational status was determined from Q95.
Married = "Married for the first time" and "Remarried;" Not Married = "Single, never married;" and Other = "Legally separated," "Divorced" and "Widowed" (Q97).
Prior service = Respondents who served on active duty in any U.S. military component (Q5). No prior service = All others.
Duty-qualified = Respondents who were awarded the MOS for their current duty position (Q28). Not duty-qualified = All others.
Stay in USAR="Stay to retire"/"Stay beyond oblig.;" Leave at End="Leave after oblig.;" Leave Prior="Leave prior to oblig" (Q84).

1989 Survey of USAR TPU Soldiers
Junior Enlisted Stayers Tabulation Volume

Q43B3 A.T. TRNG:NUCLEAR-BIOL-CHEML TRNG

	A1 MALE	A2 FEMALE	B1 MARRI-ED	B2 NOT MARRI-ED	B3 OTHER	C1 <THAN HI SCH	C2 HIGH SCHOOL	C3 <THAN COLL	C4 BACH & UP	D1 PRIOR SRV	D2 NO PRIOR SRV	E1 DUTY QUAL	E2 NOT DUTY QUAL	F1 STAY IN USAR	F2 LEAVE AT END	F3 LEAVE PRIOR
1:STRONGLY AGREE	8.1	7.0	8.3	7.7	6.9	13.1	8.0	7.7	5.6	8.4	7.7	8.0	7.3	8.9	6.6	5.2
2:AGREE	26.4	19.1	28.6	23.1	23.3	26.4	25.6	23.6	25.5	25.7	21.5	24.8	24.8	26.1	23.9	18.0
3:NEUTRAL	14.1	14.0	16.0	13.2	13.8	10.9	14.9	13.3	13.5	13.8	14.2	14.5	12.0	14.1	13.7	17.9
4:DISAGREE	5.1	4.0	5.3	4.5	5.2	0.0	5.4	4.5	3.8	6.9	4.1	4.4	6.6	4.7	5.6	2.0
5:STRONGLY DISAG	2.7	1.7	3.6	1.8	3.7	0.0	2.1	3.1	2.2	2.3	2.5	2.5	2.5	2.0	3.4	3.4
6:DIDNT RCV TRNG	7.3	14.4	8.3	8.8	12.3	0.0	6.8	10.6	16.8	9.6	8.6	9.1	7.7	8.2	9.3	7.4
MISSING	19.3	13.4	19.5	17.0	20.9	36.6	19.2	15.6	18.6	20.7	17.1	17.5	20.6	19.0	15.3	16.7
N/A	0.7	1.4	0.2	1.2	0.0	3.2	0.7	0.9	0.9	0.9	0.8	0.8	1.0	0.9	1.0	0.0
VALID SKIP	16.3	24.9	10.2	22.6	13.9	9.7	17.2	20.7	13.1	11.8	20.6	18.4	17.6	15.6	21.2	29.3
TOTAL PERCENT	100.0	100.0	100.0	100.0	100.0	100.0	100.0	100.0	100.0	100.0	100.0	100.0	100.0	100.0	100.0	100.0

N (Weighted)	A:66045	18938	B:25985	53560	5438	C:1652	43108	34992	5331	D:22534	62149	E:69892	15091	F:52281	25880	5088
N (Unwtd)	A:1355	427	B:569	1090	123	C:30	823	739	190	D:489	1293	E:1464	318	F:1105	539	102
Nmiss (Wtd)	A:N/A		B:N/A			C:N/A				D:N/A		E:N/A		F:1734		
Nmiss(Unwtd)	A:N/A		B:N/A			C:N/A				D:N/A		E:N/A		F:36		

Gender was determined from Q92. Educational status was determined from Q95.
Married = "Married for the first time" and "Remarried;" Not Married = "Single, never married;" and Other = "Legally separated," "Divorced" and "Widowed" (Q97).
Prior service = Respondents who served on active duty in any U.S. military component (Q5). No prior service = All others.
Duty-qualified = Respondents who were awarded the MOS for their current duty position (Q28). Not duty-qualified = All others.
Stay in USAR="Stay to retire"/"Stay beyond oblig.;" Leave at End="Leave after oblig.;" Leave Prior="Leave prior to oblig" (Q84).

1989 Survey of USAR TPU Soldiers
Junior Enlisted Stayers Tabulation Volume

Q4384 A.T. TRNG:PHYSICAL FITNESS

	A1 MALE	A2 FEMALE	B1 MARRI-ED	B2 NOT MARRI-ED	B3 OTHER	C1 <THAN HI SCH	C2 HIGH SCHOOL	C3 <THAN COLL	C4 BACH & UP	D1 PRIOR SRV	D2 NO PRIOR SRV	E1 DUTY QUAL	E2 NOT DUTY QUAL	F1 STAY IN USAR	F2 LEAVE AT END	F3 LEAVE PRIOR
1:STRONGLY AGREE	8.9	9.5	11.1	7.7	11.9	7.1	9.3	8.8	9.1	10.1	8.7	9.3	7.9	9.6	8.3	9.2
2:AGREE	23.4	20.9	26.3	21.2	22.5	25.9	23.6	21.9	22.4	25.3	22.0	22.6	24.0	23.3	23.6	14.0
3:NEUTRAL	14.7	12.1	15.2	13.7	14.2	14.1	15.0	12.9	15.5	13.5	14.4	14.3	13.5	15.0	13.1	14.6
4:DISAGREE	5.7	6.1	6.2	5.5	6.8	0.0	5.8	6.1	5.8	6.1	5.7	5.5	7.0	6.7	3.9	7.0
5:STRONGLY DISAG	4.1	2.9	4.7	3.7	1.5	3.4	3.4	4.3	4.9	4.0	3.8	4.0	3.2	2.8	5.4	6.9
6:DIDNT RCV TRNG	6.6	9.1	7.2	7.0	9.2	0.0	5.9	8.6	10.4	7.5	7.0	7.7	4.6	7.1	8.3	3.3
MISSING	19.4	13.2	18.8	17.3	20.1	36.6	19.1	15.7	18.0	20.9	16.9	17.3	20.9	18.9	15.3	15.7
MULTIPLE RESP	0.1	0.0	0.2	0.0	0.0	0.0	0.1	0.0	0.0	0.0	0.1	0.0	0.4	0.1	0.0	0.0
N/A	0.7	1.4	0.2	1.2	0.0	3.2	0.7	0.9	0.9	0.9	0.8	0.8	1.0	0.9	1.0	0.0
VALID SKIP	16.3	24.9	10.2	22.6	13.9	9.7	17.2	20.7	13.1	11.8	20.6	18.4	17.6	15.6	21.2	29.3
TOTAL PERCENT	100.0	100.0	100.0	100.0	100.0	100.0	100.0	100.0	100.0	100.0	100.0	100.0	100.0	100.0	100.0	100.0

N (Weighted)	A:66045	18938	B:25985	53560	5438	C:1652	43108	34892	5331	D:22534	62449	E:69892	15091	F:52281	25880	5088
N (Unwtd)	A:1355	427	B:569	1090	123	C:30	823	739	190	D:489	1293	E:1464	318	F:1105	539	102
Nmiss (Wtd)	A:N/A		B:N/A			C:N/A				D:N/A		E:N/A		F:1734		
Nmiss(Unwtd)	A:N/A		B:N/A			C:N/A				D:N/A		E:N/A		F:36		

Gender was determined from Q92. Educational status was determined from Q95.
Married = "Married for the first time" and "Remarried;" Not Married = "Single, never married;" and Other = "Legally separated," "Divorced" and "Widowed" (Q97).
Prior service = Respondents who served on active duty in any U.S. military component (Q5). No prior service = All others.
Duty-qualified = Respondents who were awarded the MOS for their current duty position (Q28). Not duty-qualified = All others.
Stay in USAR="Stay to retire"/"Stay beyond oblig.;" Leave at End="Leave after oblig.;" Leave Prior="Leave prior to oblig" (Q84).

1989 Survey of USAR TPU Soldiers
Junior Enlisted Stayers Tabulation Volume

Q43B5 A.T. TRNG:FIELD TRNG EXERCISES

	A1 MALE	A2 FEMALE	B1 MARRI-ED	B2 NOT MARRI-ED	B3 OTHER	C1 <THAN HI SCH	C2 HIGH SCHOOL	C3 <THAN COLL	C4 BACH & UP	D1 PRIOR SRV	D2 NO PRIOR SRV	E1 DUTY QUAL	E2 NOT DUTY QUAL	F1 STAY IN USAR	F2 LEAVE AT END	F3 LEAVE PRIOR
1:STRONGLY AGREE	9.4	9.7	9.6	9.3	10.7	16.5	10.3	8.5	6.7	9.7	9.4	9.1	11.2	10.4	8.4	7.3
2:AGREE	25.1	16.8	27.3	21.4	22.2	15.9	24.3	23.3	16.6	25.0	22.6	23.8	20.5	24.6	22.6	14 0
3:NEUTRAL	15.6	14.1	17.4	14.5	13.6	14.3	16.7	13.2	17.9	15.4	15.3	15.6	13.9	14.4	16.9	19.5
4:DISAGREE	4.0	2.6	4.3	3.4	3.4	3.2	2.7	4.6	5.3	4.0	3.6	3.7	3.5	3.5	3.8	5.1
5:STRONGLY DISAG	2.2	2.4	3.1	1.9	1.2	0.5	2.0	2.5	3.2	2.1	2.3	2.2	2.3	2.5	1.7	2.1
6:DIDNT RCV TRNG	7.4	14.9	9.0	8.8	12.1	0.0	6.6	11.2	18.1	9.7	8.8	9.1	8.8	9.2	9.5	6.1
MISSING	19.3	13.2	18.9	17.0	22.9	36.6	19.4	15.2	18.2	21.6	16.6	17.2	21.3	19.0	14.9	16.7
N/A	0.7	1.4	0.2	1.2	0.0	3.2	0.7	0.9	0.9	0.9	0.8	0.8	1.0	0.9	1.0	0.0
VALID SKIP	16.3	24.9	10.2	22.6	13.9	9.7	17.2	20.7	13.1	11.8	20.6	18.4	17.6	15.6	21.2	29.3
TOTAL PERCENT	100.0	100.0	100.0	100.0	100.0	100.0	100.0	100.0	100.0	100.0	100.0	100.0	100.0	100.0	100.0	100.0

N (Weighted)	A:66045	18938	B:25985	53560	5438	C:1652	43108	34892	5331	D:22534	62449	E:69892	15091	F:52281	25880	5088
N (Unwtd)	A:1355	427	B:569	1090	123	C:30	823	739	190	D:489	1293	E:1464	318	F:1105	539	102
Nmiss (Wtd)	A:N/A		B:N/A			C:N/A				D:N/A		E:N/A		F:1734		
Nmiss(Unwtd)	A:N/A		B:N/A			C:N/A				D:N/A		E:N/A		F:36		

Gender was determined from Q92. Educational status was determined from Q95.
Married = "Married for the first time" and "Remarried;" Not Married = "Single, never married;" and Other = "Legally separated," "Divorced" and "Widowed" (Q97).
Prior service = Respondents who served on active duty in any U.S. military component (Q5). No prior service = All others.
Duty-qualified = Respondents who were awarded the MOS for their current duty position (Q28). Not duty-qualified = All others.
Stay in USAR="Stay to retire"/"Stay beyond oblig.;" Leave at End="Leave after oblig.;" Leave Prior="Leave prior to oblig" (Q84).

1989 Survey of USAR TPU Soldiers
Junior Enlisted Stayers Tabulation Volume

Q43B6 A.T. TRNG:COMMAND POST EXERCISES

	A1 MALE	A2 FEMALE	B1 MARRI-ED	B2 NOT MARRI-ED	B3 OTHER	C1 <THAN HI SCH	C2 HIGH SCHOOL	C3 <THAN COLL	C4 BACH & UP	D1 PRIOR SRV	D2 NO PRIOR SRV	E1 DUTY QUAL	E2 NOT DUTY QUAL	F1 STAY IN USAR	F2 LEAVE AT END	F3 LEAVE PRIOR
1:STRONGLY AGREE	4.1	2.9	4.7	3.3	4.2	10.5	4.2	3.0	3.4	4.4	3.6	3.9	3.5	4.6	2.3	2.6
2:AGREE	14.9	11.6	15.2	13.9	11.8	6.4	15.7	13.1	11.3	15.3	13.8	13.7	16.4	14.9	13.6	9.1
3:NEUTRAL	22.6	15.3	25.3	19.1	18.7	20.5	23.5	17.9	21.3	20.1	21.3	21.4	19.2	21.4	21.5	18.3
4:DISAGREE	4.9	5.5	5.0	4.7	7.8	6.4	5.1	5.1	3.6	5.5	4.8	5.1	4.9	4.2	6.2	7.4
5:STRONGLY DISAG	2.7	1.8	3.6	2.0	1.9	0.0	1.7	3.6	2.1	3.7	2.0	2.5	2.5	2.5	2.5	3.5
6:DIDNT RCV TRNG	13.6	22.8	15.7	15.5	17.1	6.8	11.8	19.3	25.7	16.4	15.4	16.1	13.7	15.8	16.5	12.9
MISSING	20.3	13.8	20.0	17.6	24.7	36.6	20.2	16.4	18.7	21.9	17.7	18.3	21.2	20.1	15.3	16.8
N/A	0.7	1.4	0.2	1.2	0.0	3.2	0.7	0.9	0.9	0.9	0.8	0.8	1.0	0.9	1.0	0.0
VALID SKIP	16.3	24.9	10.2	22.6	13.9	9.7	17.2	20.7	13.1	11.8	20.6	18.4	17.6	15.6	21.2	29.3
TOTAL PERCENT	100.0	100.0	100.0	100.0	100.0	100.0	100.0	100.0	100.0	100.0	100.0	100.0	100.0	100.0	100.0	100.0

N (Weighted)	A:66045	18938	B:25985	53560	5438	C:1652	43108	34892	5331	D:22534	62449	E:69892	15091	F:52281	25880	5088
N (Unwtd)	A:1355	427	B:569	1090	123	C:30	823	739	190	D:489	1293	E:1464	318	F:1105	539	102
Nmiss (Wtd)	A:N/A		B:N/A			C:N/A				D:N/A		E:N/A		F:1734		
Nmiss(Unwtd)	A:N/A		B:N/A			C:N/A				D:N/A		E:N/A		F:36		

Gender was determined from Q92. Educational status was determined from Q95.
Married = "Married for the first time" and "Remarried;" Not Married = "Single, never married;" and Other = "Legally separated," "Divorced" and "Widowed" (Q97).
Prior service = Respondents who served on active duty in any U.S. military component (Q5). No prior service = All others.
Duty-qualified = Respondents who were awarded the MOS for their current duty position (Q28). Not duty-qualified = All others.
Stay in USAR="Stay to retire"/"Stay beyond oblig.;" Leave at End="Leave after oblig.;" Leave Prior="Leave prior to oblig" (Q84).

Q4387 A.T. TRNG:WEAPONS QUALIFICATION

	A1 MALE	A2 FEMALE	B1 MARRI-ED	B2 NOT MARRI-ED	B3 OTHER	C1 <THAN HI SCH	C2 HIGH SCHOOL	C3 <THAN COLL	C4 BACH & UP	D1 PRIOR SRV	D2 NO PRIOR SRV	E1 DUTY QUAL	E2 NOT DUTY QUAL	F1 STAY IN USAR	F2 LEAVE AT END	F3 LEAVE PRIOR
1:STRONGLY AGREE	7.9	5.5	7.5	7.2	8.9	9.7	9.0	5.8	3.6	9.0	6.8	7.3	7.7	8.3	6.4	4.9
2:AGREE	18.7	13.7	19.6	16.6	16.9	12.7	19.3	15.6	17.6	19.9	16.7	17.3	18.7	18.1	17.1	14.5
3:NEUTRAL	12.9	11.1	15.7	11.1	10.3	20.8	14.1	10.2	11.3	12.4	12.5	12.3	13.4	11.6	13.5	18.1
4:DISAGREE	6.4	5.6	7.1	5.7	8.1	3.2	5.5	7.4	5.3	6.2	6.3	6.2	6.5	6.3	6.9	3.9
5:STRONGLY DISAG	3.0	2.7	3.9	2.5	3.1	3.4	2.5	3.3	3.8	2.3	3.2	3.0	2.8	2.6	3.1	5.6
6:DIDNT RCV TRNG	14.4	21.7	16.4	15.7	18.0	0.0	12.2	20.0	26.5	16.6	15.9	17.0	11.7	17.3	15.8	7.0
MISSING	19.5	13.4	19.2	17.4	20.9	37.2	19.2	16.0	18.0	20.9	17.2	17.7	20.6	19.2	15.1	16.8
MULTIPLE RESP	0.1	0.0	0.2	0.0	0.0	0.0	0.1	0.0	0.0	0.0	0.1	0.1	0.0	0.1	0.0	0.0
N/A	0.7	1.4	0.2	1.2	0.0	3.2	0.7	0.9	0.9	0.9	0.8	0.8	1.0	0.9	1.0	0.0
VALID SKIP	16.3	24.9	10.2	22.6	13.9	9.7	17.2	20.7	13.1	11.8	20.6	18.4	17.6	15.6	21.2	29.3
TOTAL PERCENT	100.0	100.0	100.0	100.0	100.0	100.0	100.0	100.0	100.0	100.0	100.0	100.0	100.0	100.0	100.0	100.0

N (Weighted)	A:66045	18938	B:25985	53560	5438	C:1652	43108	34892	5331	D:22534	62449	E:69892	15091	F:52281	25880	5088
N (Unwtd)	A:1355	427	B:569	1090	123	C:30	823	739	190	D:489	1293	E:1464	318	F:1105	539	102
Nmiss (Wtd)	A:N/A		B:N/A			C:N/A				D:N/A		E:N/A		F:1734		
Nmiss(Unwtd)	A:N/A		B:N/A			C:N/A				D:N/A		E:N/A		F:36		

Gender was determined from Q92. Educational status was determined from Q95.
Married = "Married for the first time" and "Remarried;" Not Married = "Single, never married;" and Other = "Legally separated," "Divorced" and "Widowed" (Q97).
Prior service = Respondents who served on active duty in any U.S. military component (Q5). No prior service = All others.
Duty-qualified = Respondents who were awarded the MOS for their current duty position (Q28). Not duty-qualified = All others.
Stay in USAR="Stay to retire"/"Stay beyond oblig.;" Leave at End="Leave after oblig.;" Leave Prior="Leave prior to oblig" (Q84).

1989 Survey of USAR TPU Soldiers
Junior Enlisted Stayers Tabulation Volume

Q43B8 A.T. TRNG:MAINTENANCE TRAINING

	A1 MALE	A2 FEMALE	B1 MARRI-ED	B2 NOT MARRI-ED	B3 OTHER	C1 <THAN HI SCH	C2 HIGH SCHOOL	C3 <THAN COLL	C4 BACH & UP	D1 PRIOR SRV	D2 NO PRIOR SRV	E1 DUTY QUAL	E2 NOT DUTY QUAL	F1 STAY IN USAR	F2 LEAVE AT END	F3 LEAVE PRIOR
1:STRONGLY AGREE	7.5	6.2	8.1	6.5	9.7	6.4	8.4	6.1	5.3	9.3	6.4	7.2	7.2	8.0	5.9	6.0
2:AGREE	22.7	12.7	23.7	18.8	22.0	16.1	22.2	19.4	15.8	23.4	19.4	20.5	20.6	23.4	17.4	8.6
3:NEUTRAL	17.8	17.8	19.8	17.3	13.2	24.2	18.5	16.9	15.7	18.0	17.7	17.8	17.9	16.1	20.3	24.4
4:DISAGREE	4.4	6.6	5.6	4.2	8.6	3.7	3.7	6.2	6.1	4.0	5.2	5.0	4.4	4.6	6.0	4.6
5:STRONGLY DISAG	2.8	0.9	3.2	2.2	0.0	0.0	2.0	2.6	4.8	1.8	2.5	2.5	1.5	2.2	2.4	3.4
6:DIDNT RCV TRNG	8.3	15.6	10.0	9.7	11.5	0.0	7.6	11.8	19.7	9.5	10.1	10.2	8.5	10.0	10.3	8.1
MISSING	19.5	13.4	19.3	17.3	21.0	36.6	19.5	15.5	18.7	21.3	17.0	17.5	21.2	19.2	15.2	15.7
MULTIPLE RESP	0.0	0.5	0.0	0.2	0.0	0.0	0.2	0.0	0.0	0.0	0.2	0.1	0.0	0.0	0.4	0.0
N/A	0.7	1.4	0.2	1.2	0.0	3.2	0.7	0.9	0.9	0.9	0.8	0.8	1.0	0.9	1.0	0.0
VALID SKIP	16.3	24.9	10.2	22.6	13.9	9.7	17.2	20.7	13.1	11.8	20.6	18.4	17.6	15.6	21.2	29.3
TOTAL PERCENT	100.0	100.0	100.0	100.0	100.0	100.0	100.0	100.0	100.0	100.0	100.0	100.0	100.0	100.0	100.0	100.0

N (Weighted)	A:66045	18938	B:25985	53560	5438	C:1652	43108	34892	5331	D:22534	62449	E:69892	15091	F:52281	25880	5088
N (Unwtd)	A:1355	427	B:569	1090	123	C:30	823	739	190	D:489	1293	E:1464	318	F:1105	539	102
Nmiss (Wtd)	A:N/A		B:N/A			C:N/A				D:N/A		E:N/A		F:1734		
Nmiss(Unwtd)	A:N/A		B:N/A			C:N/A				D:N/A		E:N/A		F:36		

Gender was determined from Q92. Educational status was determined from Q95.
Married = "Married for the first time" and "Remarried;" Not Married = "Single, never married;" and Other = "Legally separated," "Divorced" and "Widowed" (Q97).
Prior service = Respondents who served on active duty in any U.S. military component (Q5). No prior service = All others.
Duty-qualified = Respondents who were awarded the MOS for their current duty position (Q28). Not duty-qualified = All others.
Stay in USAR="Stay to retire"/"Stay beyond oblig.;" Leave at End="Leave after oblig.;" Leave Prior="Leave prior to oblig" (Q84).

1989 Survey of USAR TPU Soldiers
Junior Enlisted Stayers Tabulation Volume

Q43B9 A.T. TRNG:SUPPLY & MANAGEMENT TRNG

	A1 MALE	A2 FEMALE	B1 MARRI-ED	B2 NOT MARRI-ED	B3 OTHER	C1 <THAN HI SCH	C2 HIGH SCHOOL	C3 <THAN COLL	C4 BACH & UP	D1 PRIOR SRV	D2 NO PRIOR SRV	E1 DUTY QUAL	E2 NOT DUTY QUAL	F1 STAY IN USAR	F2 LEAVE AT END	F3 LEAVE PRIOR
1:STRONGLY AGREE	3.9	4.1	5.1	3.3	5.0	3.2	4.2	3.6	4.2	5.9	3.3	4.0	3.8	5.1	2.0	2.0
2:AGREE	14.8	11.5	16.9	12.7	14.4	9.4	15.1	13.1	14.1	14.0	14.1	13.7	15.7	14.9	12.9	11.0
3:NEUTRAL	21.2	16.1	22.6	19.0	18.7	34.0	23.1	16.1	17.5	21.0	19.8	20.1	19.9	20.5	19.3	22.2
4:DISAGREE	6.2	7.7	6.4	6.5	7.7	0.0	5.7	8.0	5.8	6.4	6.6	6.4	7.0	5.9	8.2	5.3
5:STRONGLY DISAG	2.6	0.8	2.9	2.0	1.0	0.0	2.1	2.4	2.6	2.6	2.1	2.1	2.8	2.1	2.3	2.4
6:DIDNT RCV TRNG	14.3	20.1	15.9	15.2	17.5	3.4	12.0	19.3	23.9	15.7	15.5	16.5	11.4	15.2	17.9	11.0
MISSING	19.8	13.4	19.8	17.3	21.9	37.2	19.8	15.8	18.0	21.6	17.2	17.9	20.5	19.4	15.3	16.8
MULTIPLE RESP	0.2	0.0	0.0	0.2	0.0	0.0	0.2	0.0	0.0	0.2	0.1	0.1	0.4	0.2	0.0	0.0
N/A	0.7	1.4	0.2	1.2	0.0	3.2	0.7	0.9	0.9	0.9	0.8	0.8	1.0	0.9	1.0	0.0
VALID SKIP	16.3	24.9	10.2	22.6	13.9	9.7	17.2	20.7	13.1	11.8	20.6	18.4	17.6	15.6	21.2	29.3
TOTAL PERCENT	100.0	100.0	100.0	100.0	100.0	100.0	100.0	100.0	100.0	100.0	100.0	100.0	100.0	100.0	100.0	100.0

N (Weighted)	A:66045	18938	B:25985	53560	5438	C:1652	43108	34892	5331	D:22534	62449	E:69892	15091	F:52281	25880	5088
N (Unwtd)	A:1355	427	B:569	1090	123	C:30	823	739	190	D:489	1293	E:1464	318	F:1105	539	102
Nmiss (Wtd)	A:N/A		B:N/A			C:N/A				D:N/A		E:N/A		F:1734		
Nmiss(Unwtd)	A:N/A		B:N/A			C:N/A				D:N/A		E:N/A		F:36		

Gender was determined from Q92. Educational status was determined from Q95.
Married = "Married for the first time" and "Remarried;" Not Married = "Single, never married;" and Other = "Legally separated," "Divorced" and "Widowed" (Q97).
Prior service = Respondents who served on active duty in any U.S. military component (Q5). No prior service = All others.
Duty-qualified = Respondents who were awarded the MOS for their current duty position (Q28). Not duty-qualified = All others.
Stay in USAR="Stay to retire"/"Stay beyond oblig.;" Leave at End="Leave after oblig.;" Leave Prior="Leave prior to oblig" (Q84).

1989 Survey of USAR TPU Soldiers
Junior Enlisted Stayers Tabulation Volume

Q43B10 A.T. TRNG:MILIT INTELLIGENCE TRNG

	A1 MALE	A2 FEMALE	B1 MARRI-ED	B2 NOT MARRI-ED	B3 OTHER	C1 <THAN HI SCH	C2 HIGH SCHOOL	C3 <THAN COLL	C4 BACH & UP	D1 PRIOR SRV	D2 NO PRIOR SRV	E1 DUTY QUAL	E2 NOT DUTY QUAL	F1 STAY IN USAR	F2 LEAVE AT END	F3 LEAVE PRIOR
1:STRONGLY AGREE	4.3	3.4	4.5	3.5	8.0	0.5	5.2	3.1	2.9	5.8	3.5	4.2	3.8	5.3	2.2	1.3
2:AGREE	12.5	8.4	12.2	11.9	6.0	12.9	12.9	10.5	7.8	12.5	11.3	11.2	13.4	11.8	10.8	13.6
3:NEUTRAL	18.5	17.6	22.8	15.8	21.4	29.6	22.2	13.7	15.5	20.0	17.7	18.2	18.6	18.2	18.7	16.7
4:DISAGREE	6.5	5.2	8.0	5.5	3.8	3.0	5.2	7.4	7.9	6.8	5.9	6.1	6.6	6.3	6.1	6.6
5:STRONGLY DISAG	3.4	1.4	3.1	3.0	1.9	3.2	2.1	4.0	3.5	2.4	3.2	3.0	2.7	3.0	3.2	2.4
6:DIDNT RCV TRNG	17.9	23.6	19.8	18.5	23.2	10.0	14.8	23.4	30.1	18.6	19.4	20.1	15.3	19.3	21.0	13.3
MISSING	19.8	14.1	19.3	17.8	21.9	36.6	19.8	16.1	18.2	21.3	17.5	18.0	21.0	19.3	15.9	16.8
MULTIPLE RESP	0.1	0.0	0.0	0.1	0.0	0.0	0.0	0.2	0.0	0.0	0.1	0.1	0.0	0.1	0.0	0.0
N/A	0.7	1.4	0.2	1.2	0.0	3.2	0.7	0.9	0.9	0.9	0.8	0.8	1.0	0.9	1.0	0.0
VALID SKIP	16.3	24.9	10.2	22.6	13.9	9.7	17.2	20.7	13.1	11.8	20.6	18.4	17.6	15.6	21.2	29.3
TOTAL PERCENT	100.0	100.0	100.0	100.0	100.0	100.0	100.0	100.0	100.0	100.0	100.0	100.0	100.0	100.0	100.0	100.0

N (Weighted)	A:66045	18938	B:25985	53560	5438	C:1652	43108	34892	5331	D:22534	62449	E:69892	15091	F:52281	25880	5088
N (Unwtd)	A:1355	427	B:569	1090	123	C:30	823	739	190	D:489	1293	E:1464	318	F:1105	539	102
Nmiss (Wtd)	A:N/A		B:N/A			C:N/A				D:N/A		E:N/A		F:1734		
Nmiss(Unwtd)	A:N/A		B:N/A			C:N/A				D:N/A		E:N/A		F:36		

Gender was determined from Q92. Educational status was determined from Q95.
Married = "Married for the first time" and "Remarried;" Not Married = "Single, never married;" and Other = "Legally separated," "Divorced" and "Widowed" (Q97).
Prior service = Respondents who served on active duty in any U.S. military component (Q5). No prior service = All others.
Duty-qualified = Respondents who were awarded the MOS for their current duty position (Q28). Not duty-qualified = All others.
Stay in USAR="Stay to retire"/"Stay beyond oblig.;" Leave at End="Leave after oblig.;" Leave Prior="Leave prior to oblig" (Q84).

1989 Survey of USAR TPU Soldiers
Junior Enlisted Stayers Tabulation Volume

Q43B11 A.T. TRNG:MOBILIZATION/DEPLOYMENT

	A1 MALE	A2 FEMALE	B1 MARRI-ED	B2 NOT MARRI-ED	B3 OTHER	C1 <THAN HI SCH	C2 HIGH SCHOOL	C3 <THAN COLL	C4 BACH & UP	D1 PRIOR SRV	D2 NO PRIOR SRV	E1 DUTY QUAL	E2 NOT DUTY QUAL	F1 STAY IN USAR	F2 LEAVE AT END	F3 LEAVE PRIOR
1:STRONGLY AGREE	7.8	7.4	8.4	7.4	8.5	10.0	8.9	6.4	6.4	8.5	7.5	7.3	9.6	9.2	5.5	4.3
2:AGREE	22.6	18.2	25.5	19.8	20.5	15.9	23.9	19.8	16.5	23.1	21.1	22.4	17.8	21.8	22.4	13.7
3:NEUTRAL	17.0	15.3	17.5	16.0	18.4	20.6	16.7	15.8	20.2	16.7	16.6	16.5	16.9	16.5	16.6	18.9
4:DISAGREE	4.3	4.9	5.3	3.9	5.6	0.5	4.2	5.2	2.9	5.8	4.0	4.3	5.2	4.1	5.4	4.4
5:STRONGLY DISAG	2.5	0.3	3.0	1.7	0.0	0.0	1.5	2.6	3.5	1.9	2.0	1.8	3.1	1.9	2.1	3.4
6:DIDNT RCV TRNG	9.1	13.6	10.8	9.7	10.3	3.4	7.6	12.2	18.5	10.1	10.1	10.7	7.5	10.3	10.2	10.3
MISSING	19.7	14.0	19.2	17.6	22.9	36.6	19.4	16.4	18.0	21.2	17.4	17.8	21.3	19.5	15.7	15.7
N/A	0.7	1.4	0.2	1.2	0.0	3.2	0.7	0.9	0.9	0.9	0.8	0.8	1.0	0.9	1.0	0.0
VALID SKIP	16.3	24.9	10.2	22.6	13.9	9.7	17.2	20.7	13.1	11.8	20.6	18.4	17.6	15.6	21.2	29.3
TOTAL PERCENT	100.0	100.0	100.0	100.0	100.0	100.0	100.0	100.0	100.0	100.0	100.0	100.0	100.0	100.0	100.0	100.0

N (Weighted)	A:66045	18938	B:25985	53560	5438	C:1652	43108	34892	5331	D:22534	62449	E:69892	15091	F:52281	25880	5088
N (Unwtd)	A:1355	427	B:569	1090	123	C:30	823	739	190	D:489	1293	E:1464	318	F:1105	539	102
Nmiss (Wtd)	A:N/A		B:N/A			C:N/A				D:N/A		E:N/A		F:1734		
Nmiss(Unwtd)	A:N/A		B:N/A			C:N/A				D:N/A		E:N/A		F:36		

Gender was determined from Q92. Educational status was determined from Q95.
Married = "Married for the first time" and "Remarried;" Not Married = "Single, never married;" and Other = "Legally separated," "Divorced" and "Widowed" (Q97).
Prior service = Respondents who served on active duty in any U.S. military component (Q5). No prior service = All others.
Duty-qualified = Respondents who were awarded the MOS for their current duty position (Q28). Not duty-qualified = All others.
Stay in USAR="Stay to retire"/"Stay beyond oblig.;" Leave at End="Leave after oblig.;" Leave Prior="Leave prior to oblig" (Q84).

1989 Survey of USAR TPU Soldiers
Junior Enlisted Stayers Tabulation Volume

Q43B12 A.T. TRNG:LEADERSHIP DEVELOPMENT

	A1 MALE	A2 FEMALE	B1 MARRI-ED	B2 NOT MARRI-ED	B3 OTHER	C1 <THAN HI SCH	C2 HIGH SCHOOL	C3 <THAN COLL	C4 BACH & UP	D1 PRIOR SRV	D2 NO PRIOR SRV	E1 DUTY QUAL	E2 NOT DUTY QUAL	F1 STAY IN USAR	F2 LEAVE AT END	F3 LEAVE PRIOR
1:STRONGLY AGREE	6.8	4.7	8.1	5.4	7.3	9.7	7.2	5.2	5.8	7.8	5.8	6.4	6.3	7.9	3.5	5.9
2:AGREE	21.1	15.1	22.6	18.0	22.9	22.9	19.7	20.2	16.2	18.5	20.2	19.7	20.0	21.8	16.5	13.8
3:NEUTRAL	17.1	15.0	17.2	16.6	14.2	17.2	18.1	14.4	19.0	18.6	15.9	17.0	14.8	16.7	17.5	15.9
4:DISAGREE	5.9	6.4	6.7	5.7	5.6	0.0	6.1	6.3	5.3	7.6	5.4	6.1	5.7	5.1	8.2	5.1
5:STRONGLY DISAG	2.7	3.2	3.7	2.6	0.9	0.0	2.6	3.0	4.7	2.4	3.0	2.9	2.7	2.1	4.4	3.4
6:DIDNT RCV TRNG	10.0	15.3	12.1	10.8	11.3	0.0	9.1	13.7	15.8	11.2	11.2	11.2	11.3	10.8	12.4	10.9
MISSING	19.3	14.0	19.1	17.0	23.8	37.2	19.3	15.6	19.2	21.2	17.0	17.5	20.7	19.0	15.5	15.7
MULTIPLE RESP	0.1	0.0	0.2	0.0	0.0	0.0	0.1	0.0	0.0	0.0	0.1	0.1	0.0	0.1	0.0	0.0
N/A	0.7	1.4	0.2	1.2	0.0	3.2	0.7	0.9	0.9	0.9	0.8	0.8	1.0	0.9	1.0	0.0
VALID SKIP	16.3	24.9	10.2	22.6	13.9	9.7	17.2	20.7	13.1	11.8	20.6	18.4	17.6	15.6	21.2	29.3
TOTAL PERCENT	100.0	100.0	100.0	100.0	100.0	100.0	100.0	100.0	100.0	100.0	100.0	100.0	100.0	100.0	100.0	100.0

N (Weighted)	A:66045	18938	B:25985	53560	5438	C:1652	43108	34892	5331	D:22534	62449	E:69892	15091	F:52281	25880	5088
N (Unwtd)	A:1355	427	B:569	1090	123	C:30	823	739	190	D:489	1293	E:1464	318	F:1105	539	102
Nmiss (Wtd)	A:N/A		B:N/A			C:N/A				D:N/A		E:N/A		F:1734		
Nmiss(Unwtd)	A:N/A		B:N/A			C:N/A				D:N/A		E:N/A		F:36		

Gender was determined from Q92. Educational status was determined from Q95.
Married = "Married for the first time" and "Remarried;" Not Married = "Single, never married;" and Other = "Legally separated," "Divorced" and "Widowed" (Q97).
Prior service = Respondents who served on active duty in any U.S. military component (Q5). No prior service = All others.
Duty-qualified = Respondents who were awarded the MOS for their current duty position (Q28). Not duty-qualified = All others.
Stay in USAR="Stay to retire"/"Stay beyond oblig.;" Leave at End="Leave after oblig.;" Leave Prior="Leave prior to oblig" (Q84).

1989 Survey of USAR TPU Soldiers
Junior Enlisted Stayers Tabulation Volume

Q43B13 A.T. TRNG:MEDICAL TRAINING

	A1 MALE	A2 FEMALE	B1 MARRI-ED	B2 NOT MARRI-ED	B3 OTHER	C1 <THAN HI SCH	C2 HIGH SCHOOL	C3 <THAN COLL	C4 BACH & UP	D1 PRIOR SRV	D2 NO PRIOR SRV	E1 DUTY QUAL	E2 NOT DUTY QUAL	F1 STAY IN USAR	F2 LEAVE AT END	F3 LEAVE PRIOR
1:STRONGLY AGREE	5.6	5.3	7.3	4.7	4.4	3.2	5.1	5.9	6.7	6.3	5.2	5.8	4.2	7.5	2.4	2.0
2:AGREE	16.8	14.5	17.4	15.5	18.5	16.6	17.0	15.6	14.2	16.5	16.2	16.1	17.2	16.1	17.2	13.1
3:NEUTRAL	19.3	13.8	22.0	16.3	16.3	23.8	19.4	16.3	17.0	19.2	17.6	18.2	17.4	18.4	17.0	22.3
4:DISAGREE	6.1	3.6	5.5	5.6	5.8	0.0	5.6	5.9	4.9	7.3	4.9	5.6	5.4	5.3	6.9	3.0
5:STRONGLY DISAG	2.9	3.3	4.6	2.4	1.0	0.0	3.4	2.6	3.5	2.5	3.2	2.8	3.6	2.7	3.4	3.4
6:DIDNT RCV TRNG	12.8	19.8	13.5	14.4	18.2	6.8	12.2	16.6	20.4	14.5	14.4	14.8	12.7	14.3	15.7	11.2
MISSING	19.5	13.4	19.3	17.2	21.9	36.6	19.4	15.6	19.2	21.1	17.1	17.6	21.0	19.1	15.4	15.7
N/A	0.7	1.4	0.2	1.2	0.0	3.2	0.7	0.9	0.9	0.9	0.8	0.8	1.0	0.9	1.0	0.0
VALID SKIP	16.3	24.9	10.2	22.6	13.9	9.7	17.2	20.7	13.1	11.8	20.6	18.4	17.6	15.6	21.2	29.3
TOTAL PERCENT	100.0	100.0	100.0	100.0	100.0	100.0	100.0	100.0	100.0	100.0	100.0	100.0	100.0	100.0	100.0	100.0

N (Weighted)	A:66045	18938	B:25985	53560	5438	C:1652	43108	34892	5331	D:22534	62449	E:69892	15091	F:52281	25880	5088
N (Unwtd)	A:1355	427	B:569	1090	123	C:30	823	739	190	D:489	1293	E:1464	318	F:1105	539	102
Nmiss (Wtd)	A:N/A		B:N/A			C:N/A				D:N/A		E:N/A		F:1734		
Nmiss(Unwtd)	A:N/A		B:N/A			C:N/A				D:N/A		E:N/A		F:36		

Gender was determined from Q92. Educational status was determined from Q95.
Married = "Married for the first time" and "Remarried;" Not Married = "Single, never married;" and Other = "Legally separated," "Divorced" and "Widowed" (Q97).
Prior service = Respondents who served on active duty in any U.S. military component (Q5). No prior service = All others.
Duty-qualified = Respondents who were awarded the MOS for their current duty position (Q28). Not duty-qualified = All others.
Stay in USAR="Stay to retire"/"Stay beyond oblig.;" Leave at End="Leave after oblig.;" Leave Prior="Leave prior to oblig" (Q84).

1989 Survey of USAR TPU Soldiers
Junior Enlisted Stayers Tabulation Volume

Q43B14 A.T. TRNG:JUSTICE/CONDUCT/GEN CON

	A1 MALE	A2 FEMALE	B1 MARRI-ED	B2 NOT MARRI-ED	B3 OTHER	C1 <THAN HI SCH	C2 HIGH SCHOOL	C3 <THAN COLL	C4 BACH & UP	D1 PRIOR SRV	D2 NO PRIOR SRV	E1 DUTY QUAL	E2 NOT DUTY QUAL	F1 STAY IN USAR	F2 LEAVE AT END	F3 LEAVE PRIOR
1:STRONGLY AGREE	5.4	3.9	6.1	4.1	9.7	3.2	4.9	5.0	7.1	6.5	4.5	5.1	4.6	7.0	1.7	2.5
2:AGREE	16.4	13.9	18.9	14.1	18.7	25.7	17.3	13.2	18.6	19.2	14.6	15.1	19.5	16.6	15.4	10.4
3:NEUTRAL	19.6	18.3	23.0	18.0	14.6	14.5	20.8	18.2	16.0	17.8	19.8	20.0	16.1	19.1	20.1	19.0
4:DISAGREE	5.2	4.7	5.2	5.1	4.0	0.0	5.3	5.6	2.0	5.7	4.9	5.0	5.5	4.3	6.2	8.0
5:STRONGLY DISAG	2.5	1.7	2.9	2.0	1.9	3.2	1.9	2.5	3.8	1.4	2.6	2.3	2.4	2.2	2.4	3.8
6:DIDNT RCV TRNG	14.4	18.0	14.6	15.5	15.2	3.9	12.7	17.9	20.3	15.8	15.0	15.8	12.4	15.0	16.7	11.3
MISSING	19.6	12.9	19.0	17.3	21.9	36.6	19.1	16.1	18.3	21.0	17.1	17.5	21.0	19.2	15.3	15.7
MULTIPLE RESP	0.0	0.3	0.0	0.1	0.0	0.0	0.1	0.0	0.0	0.0	0.1	0.1	0.0	0.1	0.0	0.0
N/A	0.7	1.4	0.2	1.2	0.0	3.2	0.7	0.9	0.9	0.9	0.8	0.8	1.0	0.9	1.0	0.0
VALID SKIP	16.3	24.9	10.2	22.6	13.9	9.7	17.2	20.7	13.1	11.8	20.6	18.4	17.6	15.6	21.2	29.3
TOTAL PERCENT	100.0	100.0	100.0	100.0	100.0	100.0	100.0	100.0	100.0	100.0	100.0	100.0	100.0	100.0	100.0	100.0

N (Weighted)	A:66045	18938	B:25985	53560	5438	C:1652	43108	34892	5331	D:22534	62449	E:69892	15091	F:52281	25880	5088
N (Unwtd)	A:1355	427	B:569	1090	123	C:30	823	739	190	D:489	1293	E:1464	318	F:1105	539	102
Nmiss (Wtd)	A:N/A		B:N/A			C:N/A				D:N/A		E:N/A		F:1734		
Nmiss(Unwtd)	A:N/A		B:N/A			C:N/A				D:N/A		E:N/A		F:36		

Gender was determined from Q92. Educational status was determined from Q95.
Married = "Married for the first time" and "Remarried;" Not Married = "Single, never married;" and Other = "Legally separated," "Divorced" and "Widowed" (Q97).
Prior service = Respondents who served on active duty in any U.S. military component (Q5). No prior service = All others.
Duty-qualified = Respondents who were awarded the MOS for their current duty position (Q28). Not duty-qualified = All others.
Stay in USAR="Stay to retire"/"Stay beyond oblig.;" Leave at End="Leave after oblig.;" Leave Prior="Leave prior to oblig" (Q84).

1989 Survey of USAR TPU Soldiers
Junior Enlisted Stayers Tabulation Volume

Q43B15 A.T. TRNG:DRUG & ALCOHL ABUSE TRG

	A1 MALE	A2 FEMALE	B1 MARRI-ED	B2 NOT MARRI-ED	B3 OTHER	C1 <THAN HI SCH	C2 HIGH SCHOOL	C3 <THAN COLL	C4 BACH & UP	D1 PRIOR SRV	D2 NO PRIOR SRV	E1 DUTY QUAL	E2 NOT DUTY QUAL	F1 STAY IN USAR	F2 LEAVE AT END	F3 LEAVE PRIOR
1:STRONGLY AGREE	5.2	3.1	6.6	3.5	8.5	6.4	5.5	3.5	6.2	6.7	4.0	4.9	4.2	5.9	2.0	5.3
2:AGREE	14.3	14.4	16.1	13.2	16.4	10.1	15.0	13.3	16.6	16.4	13.5	13.8	16.7	15.7	12.7	9.4
3:NEUTRAL	19.0	15.9	20.8	17.6	13.8	17.5	20.3	16.3	15.8	18.1	18.4	18.9	15.7	18.1	19.3	16.5
4:DISAGREE	5.5	4.7	6.5	4.5	8.1	9.7	4.8	6.0	3.9	5.4	5.3	5.2	5.9	4.6	6.7	7.4
5:STRONGLY DISAG	3.5	1.9	3.4	3.3	0.9	3.4	2.6	3.7	4.1	2.7	3.4	3.2	3.0	3.1	3.5	3.4
6:DIDNT RCV TRNG	16.0	19.8	16.9	16.7	17.5	3.4	14.4	19.8	21.1	17.4	16.6	17.3	14.5	16.9	18.1	12.0
MISSING	19.5	13.8	19.5	17.3	20.9	36.6	19.4	15.8	18.2	20.7	17.3	17.5	21.4	19.1	15.5	16.7
N/A	0.7	1.4	0.2	1.2	0.0	3.2	0.7	0.9	0.9	0.9	0.8	0.8	1.0	0.9	1.0	0.0
VALID SKIP	16.3	24.9	10.2	22.6	13.9	9.7	17.2	20.7	13.1	11.8	20.6	18.4	17.6	15.6	21.2	29.3
TOTAL PERCENT	100.0	100.0	100.0	100.0	100.0	100.0	100.0	100.0	100.0	100.0	100.0	100.0	100.0	100.0	100.0	100.0

N (Weighted)	A:66045	18938	B:25985	53560	5438	C:1652	43108	34892	5331	D:22534	62449	E:69892	15091	F:52281	25880	5088
N (Unwtd)	A:1355	427	B:569	1090	123	C:30	823	739	190	D:489	1293	E:1464	318	F:1105	539	102
Nmiss (Wtd)	A:N/A		B:N/A			C:N/A				D:N/A		E:N/A		F:1734		
Nmiss(Unwtd)	A:N/A		B:N/A			C:N/A				D:N/A		E:N/A		F:36		

Gender was determined from Q92. Educational status was determined from Q95.
Married = "Married for the first time" and "Remarried;" Not Married = "Single, never married;" and Other = "Legally separated," "Divorced" and "Widowed" (Q97).
Prior service = Respondents who served on active duty in any U.S. military component (Q5). No prior service = All others.
Duty-qualified = Respondents who were awarded the MOS for their current duty position (Q28). Not duty-qualified = All others.
Stay in USAR="Stay to retire"/"Stay beyond oblig.;" Leave at End="Leave after oblig.;" Leave Prior="Leave prior to oblig" (Q84).

1989 Survey of USAR TPU Soldiers
Junior Enlisted Stayers Tabulation Volume

Q43B16 A.T. TRNG:EQUAL OPPORTUNITY TRNG

	A1 MALE	A2 FEMALE	B1 MARRI-ED	B2 NOT MARRI-ED	B3 OTHER	C1 <THAN HI SCH	C2 HIGH SCHOOL	C3 <THAN COLL	C4 BACH & UP	D1 PRIOR SRV	D2 NO PRIOR SRV	E1 DUTY QUAL	E2 NOT DUTY QUAL	F1 STAY IN USAR	F2 LEAVE AT END	F3 LEAVE PRIOR
1:STRONGLY AGREE	4.5	2.8	6.0	3.1	5.1	3.2	5.2	2.8	4.3	5.3	3.7	4.3	3.2	5.1	2.3	3.2
2:AGREE	15.3	11.8	17.2	12.8	19.0	16.3	17.3	12.1	8.2	14.8	14.5	14.2	16.3	16.4	12.6	7.5
3:NEUTRAL	20.7	18.1	22.1	19.5	16.8	23.8	21.9	17.6	22.0	21.3	19.7	20.5	18.4	20.3	19.5	21.9
4:DISAGREE	3.8	5.1	4.4	3.9	4.4	0.0	3.4	5.2	2.6	3.4	4.3	4.3	3.0	3.4	5.2	5.4
5:STRONGLY DISAG	3.3	1.7	2.8	3.2	1.8	3.2	2.2	3.7	4.1	2.6	3.1	3.0	2.7	2.6	3.8	3.4
6:DIDNT RCV TRNG	15.4	20.1	17.3	15.8	18.1	3.4	12.6	20.5	25.1	18.3	15.8	16.7	15.0	15.9	18.6	13.6
MISSING	20.0	13.9	19.8	17.8	21.0	37.2	19.5	16.5	19.7	21.7	17.5	17.8	22.5	19.8	15.7	15.7
MULTIPLE RESP	0.0	0.3	0.0	0.1	0.0	0.0	0.0	0.1	0.0	0.0	0.1	0.0	0.3	0.0	0.2	0.0
N/A	0.7	1.4	0.2	1.2	0.0	3.2	0.7	0.9	0.9	0.9	0.8	0.8	1.0	0.9	1.0	0.0
VALID SKIP	16.3	24.9	10.2	22.6	13.9	9.7	17.2	20.7	13.1	11.8	20.6	18.4	17.6	15.6	21.2	29.3
TOTAL PERCENT	100.0	100.0	100.0	100.0	100.0	100.0	100.0	100.0	100.0	100.0	100.0	100.0	100.0	100.0	100.0	100.0

N (Weighted)	A:66045	18938	B:25985	53560	5438	C:1652	43108	34892	5331	D:22534	62449	E:69892	15091	F:52281	25880	5088
N (Unwtd)	A:1355	427	B:569	1090	123	C:30	823	739	190	D:489	1293	E:1464	318	F:1105	539	102
Nmiss (Wtd)	A:N/A		B:N/A			C:N/A				D:N/A		E:N/A		F:1734		
Nmiss(Unwtd)	A:N/A		B:N/A			C:N/A				D:N/A		E:N/A		F:36		

Gender was determined from Q92. Educational status was determined from Q95.
Married = "Married for the first time" and "Remarried;" Not Married = "Single, never married;" and Other = "Legally separated," "Divorced" and "Widowed" (Q97).
Prior service = Respondents who served on active duty in any U.S. military component (Q5). No prior service = All others.
Duty-qualified = Respondents who were awarded the MOS for their current duty position (Q28). Not duty-qualified = All others.
Stay in USAR="Stay to retire"/"Stay beyond oblig.;" Leave at End="Leave after oblig.;" Leave Prior="Leave prior to oblig" (Q84).

1989 Survey of USAR TPU Soldiers
Junior Enlisted Stayers Tabulation Volume

Q43B17 A.T. TRNG:SERVICE BENEFITS TRNG

	A1 MALE	A2 FEMALE	B1 MARRI-ED	B2 NOT MARRI-ED	B3 OTHER	C1 <THAN HI SCH	C2 HIGH SCHOOL	C3 <THAN COLL	C4 BACH & UP	D1 PRIOR SRV	D2 NO PRIOR SRV	E1 DUTY QUAL	E2 NOT DUTY QUAL	F1 STAY IN USAR	F2 LEAVE AT END	F3 LEAVE PRIOR
1:STRONGLY AGREE	4.5	2.2	6.7	2.7	3.9	3.2	4.4	3.4	4.9	5.3	3.5	4.0	4.3	5.2	1.5	4.3
2:AGREE	12.7	9.5	13.3	10.8	17.7	10.3	14.4	9.7	8.7	13.0	11.7	11.8	12.9	13.2	10.4	6.1
3:NEUTRAL	19.8	20.3	21.9	18.9	19.7	33.6	21.8	16.6	21.7	18.8	20.3	20.2	18.6	19.7	20.2	23.0
4:DISAGREE	4.9	5.7	5.7	4.9	4.6	0.0	5.0	5.7	3.4	4.7	5.2	4.9	5.8	4.6	5.8	7.8
5:STRONGLY DISAG	3.9	1.7	3.7	3.5	1.8	0.0	2.7	4.2	5.4	3.0	3.5	3.5	3.1	2.8	4.6	3.4
6:DIDNT RCV TRNG	17.3	21.4	19.0	17.9	17.5	3.4	14.7	22.5	23.9	21.1	17.2	18.9	15.3	18.7	19.6	9.5
MISSING	19.8	12.9	19.5	17.4	21.0	36.6	19.2	16.4	18.0	21.5	17.1	17.6	21.3	19.2	15.6	16.7
N/A	0.7	1.4	0.2	1.2	0.0	3.2	0.7	0.9	0.9	0.9	0.8	0.8	1.0	0.9	1.0	0.0
VALID SKIP	16.3	24.9	10.2	22.6	13.9	9.7	17.2	20.7	13.1	11.8	20.6	18.4	17.6	15.6	21.2	29.3
TOTAL PERCENT	100.0	100.0	100.0	100.0	100.0	100.0	100.0	100.0	100.0	100.0	100.0	100.0	100.0	100.0	100.0	100.0

N (Weighted)	A:66045	18938	B:25985	53560	5438	C:1652	43108	34892	5331	D:22534	62449	E:69892	15091	F:52281	25880	5088
N (Unwtd)	A:1355	427	B:569	1090	123	C:30	823	739	190	D:489	1293	E:1464	318	F:1105	539	102
Nmiss (Wtd)	A:N/A		B:N/A			C:N/A				D:N/A		E:N/A		F:1734		
Nmiss(Unwtd)	A:N/A		B:N/A			C:N/A				D:N/A		E:N/A		F:36		

Gender was determined from Q92. Educational status was determined from Q95.
Married = "Married for the first time" and "Remarried;" Not Married = "Single, never married;" and Other = "Legally separated," "Divorced" and "Widowed" (Q97).
Prior service = Respondents who served on active duty in any U.S. military component (Q5). No prior service = All others.
Duty-qualified = Respondents who were awarded the MOS for their current duty position (Q28). Not duty-qualified = All others.
Stay in USAR="Stay to retire"/"Stay beyond oblig.;" Leave at End="Leave after oblig.;" Leave Prior="Leave prior to oblig" (Q84).

1989 Survey of USAR TPU Soldiers
Junior Enlisted Stayers Tabulation Volume

Q43B18 A.T. TRNG:PREVENT SEXUAL HARASSMT

	A1 MALE	A2 FEMALE	B1 MARRI-ED	B2 NOT MARRI-ED	B3 OTHER	C1 <THAN HI SCH	C2 HIGH SCHOOL	C3 <THAN COLL	C4 BACH & UP	D1 PRIOR SRV	D2 NO PRIOR SRV	E1 DUTY QUAL	E2 NOT DUTY QUAL	F1 STAY IN USAR	F2 LEAVE AT END	F3 LEAVE PRIOR
1:STRONGLY AGREE	5.1	4.1	7.1	3.5	7.5	9.5	5.0	4.6	4.0	7.5	4.0	4.7	6.0	6.3	2.3	4.3
2:AGREE	14.1	11.0	16.8	11.7	14.7	6.4	15.5	11.6	11.1	13.1	13.6	13.3	14.1	14.1	12.9	11.0
3:NEUTRAL	19.2	14.7	20.0	17.6	14.9	24.5	20.2	15.2	18.4	18.4	18.1	18.4	17.0	18.4	17.8	18.2
4:DISAGREE	4.2	6.1	4.4	4.5	7.1	6.7	4.3	5.2	3.1	3.7	5.0	4.5	5.2	4.3	5.4	5.1
5:STRONGLY DISAG	3.0	1.9	3.7	2.5	1.3	0.0	2.3	3.3	3.2	2.7	2.8	2.6	3.3	2.5	3.0	3.4
6:DIDNT RCV TRNG	17.8	22.6	18.0	19.1	21.6	3.4	15.8	22.1	28.0	21.2	18.1	19.8	14.8	18.9	20.9	12.9
MISSING	19.5	13.3	19.7	17.2	19.1	36.6	19.0	16.1	18.3	20.8	17.1	17.5	20.9	18.9	15.5	15.7
MULTIPLE RESP	0.1	0.0	0.0	0.1	0.0	0.0	0.0	0.1	0.0	0.0	0.1	0.1	0.0	0.1	0.0	0.0
N/A	0.7	1.4	0.2	1.2	0.0	3.2	0.7	0.9	0.9	0.9	0.8	0.8	1.0	0.9	1.0	0.0
VALID SKIP	16.3	24.9	10.2	22.6	13.9	9.7	17.2	20.7	13.1	11.8	20.6	18.4	17.6	15.6	21.2	29.3
TOTAL PERCENT	100.0	100.0	100.0	100.0	100.0	100.0	100.0	100.0	100.0	100.0	100.0	100.0	100.0	100.0	100.0	100.0

N (Weighted)	A:66045	18938	B:25985	53560	5438	C:1652	43108	34892	5331	D:22534	62449	E:69892	15091	F:52281	25880	5088
N (Unwtd)	A:1355	427	B:569	1090	123	C:30	823	739	190	D:489	1293	E:1464	318	F:1105	539	102
Nmiss (Wtd)	A:N/A		B:N/A			C:N/A				D:N/A		E:N/A		F:1734		
Nmiss(Unwtd)	A:N/A		B:N/A			C:N/A				D:N/A		E:N/A		F:36		

Gender was determined from Q92. Educational status was determined from Q95.
Married = "Married for the first time" and "Remarried;" Not Married = "Single, never married;" and Other = "Legally separated," "Divorced" and "Widowed" (Q97).
Prior service = Respondents who served on active duty in any U.S. military component (Q5). No prior service = All others.
Duty-qualified = Respondents who were awarded the MOS for their current duty position (Q28). Not duty-qualified = All others.
Stay in USAR="Stay to retire"/"Stay beyond oblig.;" Leave at End="Leave after oblig.;" Leave Prior="Leave prior to oblig" (Q84).

1989 Survey of USAR TPU Soldiers
Junior Enlisted Stayers Tabulation Volume

Q43C DID NOT ATTEND 1988 ANNUAL TRAINING

	A1 MALE	A2 FEMALE	B1 MARRI-ED	B2 NOT MARRI-ED	B3 OTHER	C1 <THAN HI SCH	C2 HIGH SCHOOL	C3 <THAN COLL	C4 BACH & UP	D1 PRIOR SRV	D2 NO PRIOR SRV	E1 DUTY QUAL	E2 NOT DUTY QUAL	F1 STAY IN USAR	F2 LEAVE AT END	F3 LEAVE PRIOR
0:NOT ANSWERED	82.5	72.2	88.9	75.8	82.8	87.1	81.6	77.6	84.3	86.5	78.0	80.1	80.6	82.7	77.1	70.7
1:ANSWERED	17.0	26.3	10.4	23.8	13.9	12.9	17.9	21.6	14.0	12.6	21.4	19.2	18.6	16.5	22.1	29.3
ILLOGICAL	0.5	1.5	0.7	0.4	3.3	0.0	0.6	0.8	1.7	0.8	0.7	0.7	0.8	0.8	0.8	0.0
TOTAL PERCENT	100.0	100.0	100.0	100.0	100.0	100.0	100.0	100.0	100.0	100.0	100.0	100.0	100.0	100.0	100.0	100.0

N (Weighted)	A:66045	18938	B:25985	53560	5438	C:1652	43108	34892	5331	D:22534	62449	E:69892	15091	F:52281	25880	5088
N (Unwtd)	A:1355	427	B:569	1090	123	C:30	823	739	190	D:489	1293	E:1464	318	F:1105	539	102
Nmiss (Wtd)	A:N/A		B:N/A			C:N/A				D:N/A		E:N/A		F:1734		
Nmiss(Unwtd)	A:N/A		B:N/A			C:N/A				D:N/A		E:N/A		F:36		

Gender was determined from Q92. Educational status was determined from Q95.
Married = "Married for the first time" and "Remarried;" Not Married = "Single, never married;" and Other = "Legally separated," "Divorced" and "Widowed" (Q97).
Prior service = Respondents who served on active duty in any U.S. military component (Q5). No prior service = All others.
Duty-qualified = Respondents who were awarded the MOS for their current duty position (Q28). Not duty-qualified = All others.
Stay in USAR="Stay to retire"/"Stay beyond oblig.;" Leave at End="Leave after oblig.;" Leave Prior="Leave prior to oblig" (Q84).

1989 Survey of USAR TPU Soldiers
Junior Enlisted Stayers Tabulation Volume

Q44 EXTRA DRILL PREP FOR A.T. > 2 WEEKS

	A1 MALE	A2 FEMALE	B1 MARRI-ED	B2 NOT MARRI-ED	B3 OTHER	C1 <THAN HI SCH	C2 HIGH SCHOOL	C3 <THAN COLL	C4 BACH & UP	D1 PRIOR SRV	D2 NO PRIOR SRV	E1 DUTY QUAL	E2 NOT DUTY QUAL	F1 STAY IN USAR	F2 LEAVE AT END	F3 LEAVE PRIOR
1:DEFINITELY YES	28.0	25.9	30.4	26.1	28.2	49.3	27.6	26.9	23.8	29.5	26.8	27.3	28.3	33.9	14.6	26.9
2:PROBABLY	29.1	32.9	28.7	30.2	33.0	13.1	30.4	30.8	24.9	30.8	29.6	29.3	32.9	31.9	27.6	21.7
3:NOT SURE	14.7	14.0	12.7	15.6	13.6	13.1	14.6	15.1	11.9	11.5	15.7	15.0	12.6	11.6	20.6	17.6
4:PROBABLY NOT	8.5	8.6	7.8	9.4	4.2	3.2	8.5	8.7	8.8	7.8	8.8	8.6	8.2	5.2	15.3	10.4
5:DEFINITELY NOT	3.3	4.5	4.3	3.3	2.7	3.4	3.0	3.8	7.0	3.1	3.7	3.9	1.9	1.6	6.7	6.8
MISSING	16.4	14.2	16.2	15.6	18.3	17.8	15.9	14.7	23.6	17.2	15.4	15.9	16.1	15.8	15.3	16.5
TOTAL PERCENT	100.0	100.0	100.0	100.0	100.0	100.0	100.0	100.0	100.0	100.0	100.0	100.0	100.0	100.0	100.0	100.0

N (Weighted)	A:66045	18938	B:25985	53560	5438	C:1652	43108	34892	5331	D:22534	62449	E:69892	15091	F:52281	25880	5088
N (Unwtd)	A:1355	427	B:569	1090	123	C:30	823	739	190	D:489	1293	E:1464	318	F:1105	539	102
Nmiss (Wtd)	A:N/A		B:N/A			C:N/A				D:N/A		E:N/A		F:1734		
Nmiss(Unwtd)	A:N/A		B:N/A			C:N/A				D:N/A		E:N/A		F:36		

Gender was determined from Q92. Educational status was determined from Q95.
Married = "Married for the first time" and "Remarried;" Not Married = "Single, never married;" and Other = "Legally separated," "Divorced" and "Widowed" (Q97).
Prior service = Respondents who served on active duty in any U.S. military component (Q5). No prior service = All others.
Duty-qualified = Respondents who were awarded the MOS for their current duty position (Q28). Not duty-qualified = All others.
Stay in USAR="Stay to retire"/"Stay beyond oblig.;" Leave at End="Leave after oblig.;" Leave Prior="Leave prior to oblig" (Q84).

1989 Survey of USAR TPU Soldiers
Junior Enlisted Stayers Tabulation Volume

Q45A UNIT ARRIVAL ADMIN:ASSIGN A SPONSOR

	A1 MALE	A2 FEMALE	B1 MARRI-ED	B2 NOT MARRI-ED	B3 OTHER	C1 <THAN HI SCH	C2 HIGH SCHOOL	C3 <THAN COLL*	C4 BACH & UP	D1 PRIOR SRV	D2 NO PRIOR SRV	E1 DUTY QUAL	E2 NOT DUTY QUAL	F1 STAY IN USAR	F2 LEAVE AT END	F3 LEAVE PRIOR
1:EXTREMELY WELL	21.0	21.9	22.0	20.4	26.3	21.2	22.3	20.2	20.0	21.8	21.0	21.0	22.4	24.2	17.4	12.6
2:VERY WELL	27.9	27.6	26.5	29.0	22.4	20.2	31.0	25.8	17.7	25.4	28.7	27.4	29.5	27.9	26.9	32.1
3:SATISFACTORILY	26.5	22.7	28.1	25.1	19.2	23.1	25.9	25.3	26.4	24.1	26.1	25.7	25.1	24.5	26.7	32.9
4:NOT VERY WELL	9.0	8.1	9.7	8.5	8.2	6.2	7.6	9.9	12.8	9.6	8.6	8.6	9.7	8.4	9.9	8.4
5:NOT AT ALL WEL	10.6	13.5	10.0	11.2	17.1	14.5	8.6	13.8	14.8	13.8	10.3	11.9	8.2	10.1	14.3	7.6
6:NOT APPLICABLE	3.8	5.4	2.6	4.7	5.7	3.2	3.6	4.6	6.0	3.8	4.3	4.0	4.6	4.0	4.3	4.2
MISSING	1.2	0.8	1.0	1.2	1.0	11.6	1.2	0.4	2.2	1.5	1.0	1.2	0.7	0.9	0.4	2.1
TOTAL PERCENT	100.0	100.0	100.0	100.0	100.0	100.0	100.0	100.0	100.0	100.0	100.0	100.0	100.0	100.0	100.0	100.0

N (Weighted)	A:66045	18938	B:25985	53560	5438	C:1652	43108	34892	5331	D:22534	62449	E:69892	15091	F:52281	25880	5088
N (Unwtd)	A:1355	427	B:569	1090	123	C:30	823	739	190	D:489	1293	E:1464	318	F:1105	539	102
Nmiss (Wtd)	A:N/A		B:N/A			C:N/A				D:N/A		E:N/A		F:1734		
Nmiss(Unwtd)	A:N/A		B:N/A			C:N/A				D:N/A		E:N/A		F:36		

Gender was determined from Q92. Educational status was determined from Q95.
Married = "Married for the first time" and "Remarried;" Not Married = "Single, never married;" and Other = "Legally separated," "Divorced" and "Widowed" (Q97).
Prior service = Respondents who served on active duty in any U.S. military component (Q5). No prior service = All others.
Duty-qualified = Respondents who were awarded the MOS for their current duty position (Q28). Not duty-qualified = All others.
Stay in USAR="Stay to retire"/"Stay beyond oblig.;" Leave at End="Leave after oblig.;" Leave Prior="Leave prior to oblig" (Q84).

1989 Survey of USAR TPU Soldiers
Junior Enlisted Stayers Tabulation Volume

Q45B UNIT ARRIVAL ADMIN:DISCUSS IN-PROCG

	A1 MALE	A2 FEMALE	B1 MARRI-ED	B2 NOT MARRI-ED	B3 OTHER	C1 <THAN HI SCH	C2 HIGH SCHOOL	C3 <THAN COLL	C4 BACH & UP	D1 PRIOR SRV	D2 NO PRIOR SRV	E1 DUTY QUAL	E2 NOT DUTY QUAL	F1 STAY IN USAR	F2 LEAVE AT END	F3 LEAVE PRIOR
1:EXTREMELY WELL	14.4	15.0	16.5	13.4	16.5	11.1	16.0	12.8	15.4	13.3	15.0	14.8	13.3	17.1	10 6	11.6
2:VERY WELL	27.9	27.3	26.9	28.3	25.9	37.3	30.7	24.6	21.1	29.1	27.2	27.0	31.2	29.8	24 0	24.2
3:SATISFACTORILY	34.6	34.7	35.9	34.2	32.3	16.3	34.8	35.9	30.0	32.7	35.3	35.1	32.4	32.6	37.3	42.3
4:NOT VERY WELL	11.9	8.5	10.5	11.8	8.1	10.7	9.2	12.4	19.6	10.1	11.6	10.9	12.4	9.9	14.0	12.2
5:NOT AT ALL WEL	7.9	10.5	7.4	8.5	13.2	6.6	6.0	11.1	11.2	11.0	7.5	9.0	5.8	7.6	10.8	5.3
6:NOT APPLICABLE	1.8	2.8	1.5	2.2	3.0	3.2	1.8	2.4	1.3	1.8	2.1	1.6	4.1	1.5	2.7	3.3
MISSING	1.5	1 2	1.3	1.5	1.0	14.8	1.4	0.8	1.3	2.0	1.2	1.6	0.8	1.4	0.6	1.1
TOTAL PERCENT	100.0	100.0	100.0	100.0	100.0	100.0	100.0	100.0	100.0	100.0	100.0	100.0	100.0	100.0	100.0	100.0

N (Weighted)	A:66045	18938	B:25985	53560	5438	C:1652	43108	34892	5331	D:22534	62449	E:69892	5091	F:52281	25880	5088
N (Unwtd)	A:1355	427	B:569	1090	123	C:30	823	739	190	D:489	1293	E:1464	118	F:1105	539	102
Nmiss (Wtd)	A:N/A		B:N/A			C:N/A				D:N/A		E:N/A		F:1734		
Nmiss(Unwtd)	A:N/A		B:N/A			C:N/A				D:N/A		E:N/A		F:36		

Gender was determined from Q92. Educational status was determined from Q95.
Married = "Married for the first time" and "Remarried;" Not Married = "Single, never married;" and Other = "Legally separated," "Divorced" and "Widowed" (Q97).
Prior service = Respondents who served on active duty in any U.S. military component (Q5). No prior service = All others.
Duty-qualified = Respondents who were awarded the MOS for their current duty position (Q28). Not duty-qualified = All others.
Stay in USAR="Stay to retire"/"Stay beyond oblig.;" Leave at End="Leave after oblig.;" Leave Prior="Leave prior to oblig" (Q84).

1989 Survey of USAR TPU Soldiers
Junior Enlisted Stayers Tabulation Volume

Q45C UNIT ARRIVAL ADMIN:INTRO CHAIN-CMD

	A1 MALE	A2 FEMALE	B1 MARRI-ED	B2 NOT MARRI-ED	B3 OTHER	C1 <THAN HI SCH	C2 HIGH SCHOOL	C3 <THAN COLL	C4 BACH & UP	D1 PRIOR SRV	D2 NO PRIOR SRV	E1 DUTY QUAL	E2 NOT DUTY QUAL	F1 STAY IN USAR	F2 LEAVE AT END	F3 LEAVE PRIOR
1:EXTREMELY WELL	15.4	15.1	15.6	14.9	17.8	18.8	16.6	13.8	14.0	14.8	15.5	15.4	14.7	17.7	11.7	12.1
2:VERY WELL	26.5	24.4	25.8	26.2	26.2	22.3	27.8	24.5	23.2	27.1	25.7	25.7	27.7	28.2	22.4	21.8
3:SATISFACTORILY	32.2	26.9	32.5	30.5	28.5	23.6	31.9	30.2	31.1	30.9	31.0	31.6	28.0	29.4	33.1	40.9
4:NOT VERY WELL	13.2	14.9	12.6	14.3	10.9	9.4	12.3	14.7	18.2	12.5	14.0	13.4	14.2	12.0	16.6	12.4
5:NOT AT ALL WEL	9.1	14.4	9.4	10.3	13.8	7.9	8.4	12.7	9.6	10.3	10.2	10.2	10.5	9.2	13.0	8.6
6:NOT APPLICABLE	1.7	3.0	2.1	1.9	1.8	3.2	1.5	2.6	1.3	1.9	2.0	1.6	3.8	1.8	2.4	2.2
MISSING	2.0	1.0	1.9	1.8	1.0	14.8	1.5	1.3	2.5	2.5	1.5	1.9	1.1	1.7	0.8	2.0
MULTIPLE RESP	0.0	0.3	0.1	0.1	0.0	0.0	0.0	0.2	0.0	0.0	0.1	0.1	0.0	0.1	0.1	0.0
TOTAL PERCENT	100.0	100.0	100.0	100.0	100.0	100.0	100.0	100.0	100.0	100.0	100.0	100.0	100.0	100.0	100.0	100.0

N (Weighted)	A:66045	18938	B:25985	53560	5438	C:1652	43108	34892	5331	D:22534	62449	E:69892	15091	F:52281	25880	5088
N (Unwtd)	A:1355	427	B:569	1090	123	C:30	823	739	190	D:489	1293	E:1464	318	F:1105	539	102
Nmiss (Wtd)	A:N/A		B:N/A			C:N/A				D:N/A		E:N/A		F:1734		
Nmiss(Unwtd)	A:N/A		B:N/A			C:N/A				D:N/A		E:N/A		F:36		

Gender was determined from Q92. Educational status was determined from Q95.
Married = "Married for the first time" and "Remarried;" Not Married = "Single, never married;" and Other = "Legally separated," "Divorced" and "Widowed" (Q97).
Prior service = Respondents who served on active duty in any U.S. military component (Q5). No prior service = All others.
Duty-qualified = Respondents who were awarded the MOS for their current duty position (Q28). Not duty-qualified = All others.
Stay in USAR="Stay to retire"/"Stay beyond oblig.;" Leave at End="Leave after oblig.;" Leave Prior="Leave prior to oblig" (Q84).

1989 Survey of USAR TPU Soldiers
Junior Enlisted Stayers Tabulation Volume

Q45D UNIT ARRIVAL ADMIN:FAM AT IN-PROCG

	A1 MALE	A2 FEMALE	B1 MARRI-ED	B2 NOT MARRI-ED	B3 OTHER	C1 <THAN HI SCH	C2 HIGH SCHOOL	C3 <THAN COLL	C4 BACH & UP	D1 PRIOR SRV	D2 NO PRIOR SRV	E1 DUTY QUAL	E2 NOT DUTY QUAL	F1 STAY IN USAR	F2 LEAVE AT END	F3 LEAVE PRIOR
1:EXTREMELY WELL	5.1	3.4	5.7	4.3	4.1	3.2	5.4	4.0	4.1	4.7	4.7	4.6	5.4	6.2	2.7	0.0
2:VERY WELL	9.0	6.8	10.1	7.7	9.1	17.1	10.0	6.6	6.3	9.6	8.1	8.3	9.7	9.7	6.6	5.1
3:SATISFACTORILY	18.6	12.8	17.7	16.7	20.9	16.3	20.5	14.2	11.1	20.2	16.2	16.5	20.7	17.7	15.5	21.1
4:NOT VERY WELL	15.3	11.7	16.5	14.2	8.0	6.4	15.0	13.5	19.9	10.9	15.8	14.2	15.8	14.5	14.3	19.4
5:NOT AT ALL WEL	19.8	24.8	24.2	18.8	25.6	21.2	18.2	23.4	26.0	21.1	20.8	21.8	16.6	18.2	25.9	23.3
6:NOT APPLICABLE	29.9	38.5	23.9	35.8	30.5	21.1	29.0	36.0	30.7	30.2	32.4	31.9	31.3	31.6	33.1	30 0
MISSING	2.2	2.1	1.8	2.4	1.9	14.8	2.0	2.0	2.0	3.3	1.8	2.6	0.4	2.0	1.9	1.1
MULTIPLE RESP	0.1	0.0	0.2	0.0	0.0	0.0	0.0	0.1	0.0	0.0	0.0	0.1	0.0	0.1	0.0	0.0
TOTAL PERCENT	100.0	100.0	100.0	100.0	100.0	100.0	100.0	100.0	100.0	100.0	100.0	100.0	100.0	100.0	100.0	100.0

N (Weighted)	A:66045	18938	B:25985	53560	5438	C:1652	43108	34892	5331	D:22534	62449	E:69892	15091	F:52281	25880	5088
N (Unwtd)	A:1355	427	B:569	1090	123	C:30	823	739	190	D:489	1293	E:1464	318	F:1105	539	102
Nmiss (Wtd)	A:N/A		B:N/A			C:N/A				D:N/A		E:N/A		F:1734		
Nmiss(Unwtd)	A:N/A		B:N/A			C:N/A				D:N/A		E:N/A		F:36		

Gender was determined from Q92. Educational status was determined from Q95.
Married = "Married for the first time" and "Remarried;" Not Married = "Single, never married;" and Other = "Legally separated," "Divorced" and "Widowed" (Q97).
Prior service = Respondents who served on active duty in any U.S. military component (Q5). No prior service = All others.
Duty-qualified = Respondents who were awarded the MOS for their current duty position (Q28). Not duty-qualified = All others.
Stay in USAR="Stay to retire"/"Stay beyond oblig.;" Leave at End="Leave after oblig.;" Leave Prior="Leave prior to oblig" (Q84).

1989 Survey of USAR TPU Soldiers
Junior Enlisted Stayers Tabulation Volume

Q45E UNIT ARRIVAL ADMIN:DISC CHN-CONCERN

	A1 MALE	A2 FEMALE	B1 MARRI-ED	B2 NOT MARRI-ED	B3 OTHER	C1 <THAN HI SCH	C2 HIGH SCHOOL	C3 <THAN COLL	C4 BACH & UP	D1 PRIOR SRV	D2 NO PRIOR SRV	E1 DUTY QUAL	E2 NOT DUTY QUAL	F1 STAY IN USAR	F2 LEAVE AT END	F3 LEAVE PRIOR
1:EXTREMELY WELL	6.7	5.8	7.1	6.0	8.0	6.4	7.4	5.3	6.4	6.4	6.5	6.5	6.3	8.0	3.8	4.2
2:VERY WELL	14.6	13.4	16.8	13.4	12.4	17.3	16.6	11.7	12.1	16.0	13.8	13.2	19.5	16.6	10.2	11.6
3:SATISFACTORILY	25.2	21.1	23.4	24.8	24.8	22.9	27.2	21.8	16.9	23.5	24.5	24.6	22.8	24.8	24.0	23.4
4:NOT VERY WELL	15.5	17.2	13.7	17.4	14.4	10.9	14.7	16.6	22.3	13.5	16.8	15.7	16.7	14.8	17.8	18.3
5:NOT AT ALL WEL	19.7	24.3	23.5	18.9	25.9	20.1	16.1	25.9	24.6	22.1	20.3	21.4	17.9	18.2	26.3	19.4
6:NOT APPLICABLE	15.7	16.4	13.3	17.1	13.5	7.7	15.8	16.6	14.6	15.4	16.0	16.0	15.1	15.3	16.6	19.9
MISSING	2.6	1.7	2.2	2.3	1.0	14.8	2.2	2.0	2.9	3.2	2.1	2.5	1.8	2.2	1.3	3.1
TOTAL PERCENT	100.0	100.0	100.0	100.0	100.0	100.0	100.0	100.0	100.0	100.0	100.0	100.0	100.0	100.0	100.0	100.0

N (Weighted)	A:66045	18938	B:25985	53560	5438	C:1652	43108	34892	5331	D:22534	62449	E:69892	15091	F:52281	25880	5088
N (Unwtd)	A:1355	427	B:569	1090	123	C:30	823	739	190	D:489	1293	E:1464	318	F:1105	539	102
Nmiss (Wtd)	A:N/A		B:N/A			C:N/A				D:N/A		E:N/A		F:1734		
Nmiss(Unwtd)	A:N/A		B:N/A			C:N/A				D:N/A		E:N/A		F:36		

Gender was determined from Q92. Educational status was determined from Q95.
Married = "Married for the first time" and "Remarried;" Not Married = "Single, never married;" and Other = "Legally separated," "Divorced" and "Widowed" (Q97).
Prior service = Respondents who served on active duty in any U.S. military component (Q5). No prior service = All others.
Duty-qualified = Respondents who were awarded the MOS for their current duty position (Q28). Not duty-qualified = All others.
Stay in USAR="Stay to retire"/"Stay beyond oblig.;" Leave at End="Leave after oblig.;" Leave Prior="Leave prior to oblig" (Q84).

1989 Survey of USAR TPU Soldiers
Junior Enlisted Stayers Tabulation Volume

Q45F UNIT ARRIVAL ADMIN:MISSION ORIENTN

	A1 MALE	A2 FEMALE	B1 MARRI-ED	B2 NOT MARRI-ED	B3 OTHER	C1 <THAN HI SCH	C2 HIGH SCHOOL	C3 <THAN COLL	C4 BACH & UP	D1 PRIOR SRV	D2 NO PRIOR SRV	E1 DUTY QUAL	E2 NOT DUTY QUAL	F1 STAY IN USAR	F2 LEAVE AT END	F3 LEAVE PRIOR
1:EXTREMELY WELL	12.8	12.9	13.2	12.4	14.8	12.7	14.8	10.6	11.2	12.5	13.0	12.9	12.7	14.9	9.5	8.9
2:VERY WELL	23.0	21.4	19.8	24.6	16.7	23.8	24.9	20.5	17.7	23.4	22.3	22.3	24.1	25.0	18.3	19.4
3:SATISFACTORILY	34.9	30.7	36.8	33.0	30.8	30.8	35.7	33.1	27.1	33.5	34.2	34.5	31.7	30.7	39.3	40.2
4:NOT VERY WELL	11.6	13.3	10.4	12.8	10.8	11.1	8.1	15.6	19.7	10.2	12.6	12.0	11.6	12.0	12.6	11.1
5:NOT AT ALL WEL	11.9	16.0	14.0	11.8	17.1	3.0	9.6	16.1	19.5	13.4	12.6	13.1	11.4	11.6	15.4	16.5
6:NOT APPLICABLE	3.9	4.2	4.2	3.6	6.9	3.7	5.0	2.7	3.5	4.3	3.9	3.3	7.2	4.1	4.2	2.9
MISSING	2.0	1.4	1.6	1.9	2.8	14.8	1.9	1.2	1.3	2.8	1.5	1.9	1.4	1.9	0.6	1.0
TOTAL PERCENT	100.0	100.0	100.0	100.0	100.0	100.0	100.0	100.0	100.0	100.0	100.0	100.0	100.0	100.0	100.0	100.0

N (Weighted)	A:66045	18938	B:25985	53560	5438	C:1652	43108	34892	5331	D:22534	62449	E:69892	15091	F:52281	25880	5088
N (Unwtd)	A:1355	427	B:569	1090	123	C:30	823	739	190	D:489	1293	E:1464	318	F:1105	539	102
Nmiss (Wtd)	A:N/A		B:N/A			C:N/A				D:N/A		E:N/A		F:1734		
Nmiss(Unwtd)	A:N/A		B:N/A			C:N/A				D:N/A		E:N/A		F:36		

Gender was determined from Q92. Educational status was determined from Q95.
Married = "Married for the first time" and "Remarried;" Not Married = "Single, never married;" and Other = "Legally separated," "Divorced" and "Widowed" (Q97).
Prior service = Respondents who served on active duty in any U.S. military component (Q5). No prior service = All others.
Duty-qualified = Respondents who were awarded the MOS for their current duty position (Q28). Not duty-qualified = All others.
Stay in USAR="Stay to retire"/"Stay beyond oblig.;" Leave at End="Leave after oblig.;" Leave Prior="Leave prior to oblig" (Q84).

1989 Survey of USAR TPU Soldiers
Junior Enlisted Stayers Tabulation Volume

Q46A 1988 AR PROBLEM:TIMELY MONTHLY PAY

	A1 MALE	A2 FEMALE	B1 MARRI-ED	B2 NOT MARRI-ED	B3 OTHER	C1 <THAN HI SCH	C2 HIGH SCHOOL	C3 <THAN COLL	C4 BACH & UP	D1 PRIOR SRV	D2 NO PRIOR SRV	E1 DUTY QUAL	E2 NOT DUTY QUAL	F1 STAY IN USAR	F2 LEAVE AT END	F3 LEAVE PRIOR
1:NOT A PROBLEM	63.3	66.2	68.6	60.9	71.1	51.8	65.6	62.3	64.8	64.9	63.6	65.0	59.0	66.4	62.4	51.9
2:SLIGHT PROBLEM	14.3	15.9	11.8	16.3	12.8	20.2	13.4	15.8	15.6	14.7	14.6	14.5	15.4	14.3	15.1	16.9
3:SOMEWHAT PRB	10.3	9.3	10.7	9.9	9.2	6.4	10.3	10.4	7.5	11.0	9.7	8.9	15.6	10.3	9.0	13.0
4:SERIOUS PRB	4.6	2.0	3.2	4.6	2.8	0.0	4.0	4.5	2.8	3.6	4.2	4.4	2.3	3.6	4.5	6.0
5:VY SERIOUS PRB	5.8	6.0	4.6	6.7	3.2	10.0	5.2	6.4	6.0	3.8	6.6	5.7	6.6	4.3	7.9	10.2
6:NOT APPLICABLE	0.4	0.0	0.2	0.4	0.0	0.0	0.5	0.0	0.9	0.0	0.4	0.3	0.4	0.1	0.4	1.0
MISSING	1.4	0.5	0.9	1.3	1.0	11.6	1.1	0.7	2.2	2.0	0.9	1.3	0.8	1.0	0.6	1.0
TOTAL PERCENT	100.0	100.0	100.0	100.0	100.0	100.0	100.0	100.0	100.0	100.0	100.0	100.0	100.0	100.0	100.0	100.0

N (Weighted)	A:66045	18938	B:25985	53560	5438	C:1652	43108	34892	5331	D:22534	62449	E:69892	15091	F:52281	25880	5088
N (Unwtd)	A:1355	427	B:569	1090	123	C:30	823	739	190	D:489	1293	E:1464	318	F:1105	539	102
Nmiss (Wtd)	A:N/A		B:N/A			C:N/A				D:N/A		E:N/A		F:1734		
Nmiss(Unwtd)	A:N/A		B:N/A			C:N/A				D:N/A		E:N/A		F:36		

Gender was determined from Q92. Educational status was determined from Q95.
Married = "Married for the first time" and "Remarried;" Not Married = "Single, never married;" and Other = "Legally separated," "Divorced" and "Widowed" (Q97).
Prior service = Respondents who served on active duty in any U.S. military component (Q5). No prior service = All others.
Duty-qualified = Respondents who were awarded the MOS for their current duty position (Q28). Not duty-qualified = All others.
Stay in USAR="Stay to retire"/"Stay beyond oblig.;" Leave at End="Leave after oblig.;" Leave Prior="Leave prior to oblig" (Q84).

1989 Survey of USAR TPU Soldiers
Junior Enlisted Stayers Tabulation Volume

Q46B 1988 AR PROBLEM:TIMELY EDUC BENEFTS

	A1 MALE	A2 FEMALE	B1 MARRI-ED	B2 NOT MARRI-ED	B3 OTHER	C1 <THAN HI SCH	C2 HIGH SCHOOL	C3 <THAN COLL	C4 BACH & UP	D1 PRIOR SRV	D2 NO PRIOR SRV	E1 DUTY QUAL	E2 NOT DUTY QUAL	F1 STAY IN USAR	F2 LEAVE AT END	F3 LEAVE PRIOR
1:NOT A PROBLEM	36.5	31.8	41.3	32.7	34.5	43.3	37.7	33.2	29.3	35.8	35.3	34.9	37.7	37.8	30.9	39.3
2:SLIGHT PROBLEM	8.5	11.7	7.1	10.2	9.7	0.0	8.6	11.2	4.4	7.6	9.8	9.3	9.0	9.6	9.5	4.3
3:SOMEWHAT PRB	7.5	11.0	7.9	8.6	7.6	3.2	7.9	8.7	10.8	7.5	8.6	8.1	9.3	8.2	8.2	9.3
4:SERIOUS PRB	6.2	5.2	4.1	7.2	3.3	0.0	4.0	8.8	5.6	3.5	6.9	6.5	3.5	5.1	7.6	6.3
5:VY SERIOUS PRB	12.7	13.4	7.8	16.3	3.3	14.3	6.2	19.5	22.6	4.5	15.9	13.1	11.9	11.1	16.2	15.6
6:NOT APPLICABLE	26.8	25.1	30.4	23.1	39.7	24.4	33.8	17.4	26.0	38.0	22.3	26.0	28.2	26.6	26.5	24.2
MISSING	1.8	1.7	1.3	2.0	1.9	14.8	1.8	1.1	1.3	3.1	1.3	2.1	0.5	1.7	1.1	1.1
TOTAL PERCENT	100.0	100.0	100.0	100.0	100.0	100.0	100.0	100.0	100.0	100.0	100.0	100.0	100.0	100.0	100.0	100.0

N (Weighted)	A:66045	18938	B:25985	53560	5438	C:1652	43108	34892	5331	D:22534	62449	E:69892	15091	F:52281	25880	5088
N (Unwtd)	A:1355	427	B:569	1090	123	C:30	823	739	190	D:489	1293	E:1464	318	F:1105	539	102
Nmiss (Wtd)	A:N/A		B:N/A			C:N/A				D:N/A		E:N/A		F:1734		
Nmiss(Unwtd)	A:N/A		B:N/A			C:N/A				D:N/A		E:N/A		F:36		

Gender was determined from Q92. Educational status was determined from Q95.
Married = "Married for the first time" and "Remarried;" Not Married = "Single, never married;" and Other = "Legally separated," "Divorced" and "Widowed" (Q97).
Prior service = Respondents who served on active duty in any U.S. military component (Q5). No prior service = All others.
Duty-qualified = Respondents who were awarded the MOS for their current duty position (Q28). Not duty-qualified = All others.
Stay in USAR="Stay to retire"/"Stay beyond oblig.;" Leave at End="Leave after oblig.;" Leave Prior="Leave prior to oblig" (Q84).

1989 Survey of USAR TPU Soldiers
Junior Enlisted Stayers Tabulation Volume

Q46C 1988 AR PROBLEM:TIMELY BONUS MONEY

	A1 MALE	A2 FEMALE	B1 MARRI-ED	B2 NOT MARRI-ED	B3 OTHER	C1 <THAN HI SCH	C2 HIGH SCHOOL	C3 <THAN COLL	C4 BACH & UP	D1 PRIOR SRV	D2 NO PRIOR SRV	E1 DUTY QUAL	E2 NOT DUTY QUAL	F1 STAY IN USAR	F2 LEAVE AT END	F3 LEAVE PRIOR
1:NOT A PROBLEM	41.8	40.3	47.8	38.7	38.3	50.1	42.6	40.1	38.3	37.7	42.8	41.8	39.9	42.5	39.5	43.7
2:SLIGHT PROBLEM	8.8	8.5	6.5	9.9	7.8	0.0	9.2	8.8	6.7	6.9	9.4	8.4	10.3	8.8	8.3	10.6
3:SOMEWHAT PRB	9.3	8.8	10.2	8.9	8.0	3.0	9.6	9.2	7.8	8.7	9.4	9.0	10.1	9.3	9.0	8.3
4:SERIOUS PRB	5.0	2.3	3.9	5.0	0.9	0.0	4.1	4.6	6.2	2.6	5.0	4.7	3.1	3.9	5.4	5.4
5:VY SERIOUS PRB	11.1	11.8	7.6	12.7	14.4	9.7	9.7	12.3	17.3	7.4	12.6	10.9	13.0	9.8	13.8	13.8
6:NOT APPLICABLE	21.9	26.9	22.3	22.8	28.8	22.3	22.5	23.8	22.4	33.4	19.3	23.1	22.8	23.9	22.3	18.3
MISSING	2.1	1.4	1.7	2.0	1.9	14.8	2.2	1.1	1.3	3.3	1.4	2.2	0.8	1.7	1.7	0.0
MULTIPLE RESP	0.1	0.0	0.0	0.1	0.0	0.0	0.0	0.1	0.0	0.0	0.1	0.1	0.0	0.1	0.0	0.0
TOTAL PERCENT	100.0	100.0	100.0	100.0	100.0	100.0	100.0	100.0	100.0	100.0	100.0	100.0	100.0	100.0	100.0	100.0

N (Weighted)	A:66045	18938	B:25985	53560	5438	C:1652	43108	34892	5331	D:22534	62449	E:69892	15091	F:52281	25880	5088
N (Unwtd)	A:1355	427	B:569	1090	123	C:30	823	739	190	D:489	1293	E:1464	318	F:1105	539	102
Nmiss (Wtd)	A:N/A		B:N/A			C:N/A				D:N/A		E:N/A		F:1734		
Nmiss(Unwtd)	A:N/A		B:N/A			C:N/A				D:N/A		E:N/A		F:36		

Gender was determined from Q92. Educational status was determined from Q95.
Married = "Married for the first time" and "Remarried;" Not Married = "Single, never married;" and Other = "Legally separated," "Divorced" and "Widowed" (Q97).
Prior service = Respondents who served on active duty in any U.S. military component (Q5). No prior service = All others.
Duty-qualified = Respondents who were awarded the MOS for their current duty position (Q28). Not duty-qualified = All others.
Stay in USAR="Stay to retire"/"Stay beyond oblig.;" Leave at End="Leave after oblig.;" Leave Prior="Leave prior to oblig" (Q84).

1989 Survey of USAR TPU Soldiers
Junior Enlisted Stayers Tabulation Volume

Q47 MOS. TO RECEIVE FIRST PAYCHECK (IDT)

	A1 MALE	A2 FEMALE	B1 MARRI-ED	B2 NOT MARRI-ED	B3 OTHER	C1 <THAN HI SCH	C2 HIGH SCHOOL	C3 <THAN COLL	C4 BACH & UP	D1 PRIOR SRV	D2 NO PRIOR SRV	E1 DUTY QUAL	E2 NOT DUTY QUAL	F1 STAY IN USAR	F2 LEAVE AT END	F3 LEAVE PRIOR
01: 1 MOS.	3.5	3.8	3.6	3.5	3.2	9.5	3.6	3.2	3.3	4.6	3.2	3.9	2.1	3.7	3.1	4.9
02: 2 MOS.	42.7	49.1	40.8	45.6	44.9	37.5	45.9	43.7	33.9	41.2	45.1	44.0	44.7	44.5	44.0	40.5
03: 3 MOS.	34.4	30.6	36.3	32.1	35.7	17.5	31.9	35.9	37.4	35.8	32.8	33.4	34.5	33.3	34.6	34.8
04: 4 MOS.	7.9	7.5	7.8	8.1	5.2	17.3	7.8	6.8	11.5	6.2	8.4	8.2	6.3	7.6	7.4	12.5
05: 5 MOS.	3.1	2.1	2.0	3.2	4.0	6.6	2.8	2.8	3.0	2.0	3.2	2.9	2.8	2.6	3.3	2.2
06: 6 MOS.	2.8	2.4	3.3	2.5	2.4	0.0	2.9	2.7	2.6	3.1	2.6	2.6	3.6	2.8	3.0	1.7
07: 7 MOS.	1.2	1.4	1.6	1.1	1.1	0.0	1.8	0.7	0.7	2.0	0.9	1.4	0.7	1.1	1.3	2.0
08: 8 MOS.	0.9	1.3	1.3	0.8	0.9	0.0	0.8	1.0	2.3	0.7	1.0	0.8	1.7	1.0	1.1	0.4
09: 9 MOS.	0.2	0.5	0.2	0.3	0.3	0.0	0.2	0.2	1.0	0.3	0.3	0.1	1.0	0.4	0.2	0.0
10: 10 MOS.	0.3	0.3	0.6	0.2	0.0	0.0	0.1	0.5	1.0	0.7	0.2	0.2	0.7	0.4	0.2	0.0
11: 11 MOS.	0.2	0.0	0.2	0.1	0.0	0.0	0.1	0.2	0.0	0.0	0.2	0.2	0.0	0.1	0.2	0.0
12: 12+ MOS.	0.7	0.0	0.7	0.5	0.0	0.0	0.4	0.7	1.3	0.7	0.5	0.6	0.4	0.6	0.6	0.0
MISSING	2.0	1.0	1.5	1.8	2.3	11.6	1.6	1.5	2.0	2.6	1.4	1.8	1.5	1.7	0.9	1.0
MULTIPLE RESP	0.1	0.0	0.0	0.1	0.0	0.0	0.0	0.2	0.0	0.0	0.1	0.1	0.0	0.1	0.0	0.0
TOTAL PERCENT	100.0	100.0	100.0	100.0	100.0	100.0	100.0	100.0	100.0	100.0	100.0	100.0	100.0	100.0	100.0	100.0

N (Weighted)	A:66045	18938	B:25985	53560	5433	C:1652	43108	34892	5331	D:22534	62449	E:69892	15091	F:52281	25880	5088
N (Unwtd)	A:1355	427	B:569	1090	123	C:30	823	739	190	D:489	1293	E:1464	318	F:1105	539	102
Nmiss (Wtd)	A:N/A		B:N/A			C:N/A				D:N/A		E:N/A		F:1734		
Nmiss(Unwtd)	A:N/A		B:N/A			C:N/A				D:N/A		E:N/A		F:36		

Gender was determined from Q92. Educational status was determined from Q95.
Married = "Married for the first time" and "Remarried;" Not Married = "Single, never married;" and Other = "Legally separated," "Divorced" and "Widowed" (Q97).
Prior service = Respondents who served on active duty in any U.S. military component (Q5). No prior service = All others.
Duty-qualified = Respondents who were awarded the MOS for their current duty position (Q28). Not duty-qualified = All others.
Stay in USAR="Stay to retire"/"Stay beyond oblig.;" Leave at End="Leave after oblig.;" Leave Prior="Leave prior to oblig" (Q84).

1989 Survey of USAR TPU Soldiers
Junior Enlisted Stayers Tabulation Volume

Q48 MOS. IN 1988 RECEIVED PAY ON TIME

	A1 MALE	A2 FEMALE	B1 MARRI-ED	B2 NOT MARRI-ED	B3 OTHER	C1 <THAN HI SCH	C2 HIGH SCHOOL	C3 <THAN COLL	C4 BACH & UP	D1 PRIOR SRV	D2 NO PRIOR SRV	E1 DUTY QUAL	E2 NOT DUTY QUAL	F1 STAY IN USAR	F2 LEAVE AT END	F3 LEAVE PRIOR
00: 0	2.7	0.7	1.6	2.6	2.2	9.7	2.4	1.7	2.6	2.3	2.2	1.7	4.7	1.8	2.5	2.9
01: 1	1.9	0.5	2.3	1.3	0.9	11.1	1.6	1.1	1.0	2.2	1.4	1.4	2.2	1.2	1.9	4.2
02: 2	1.4	2.7	1.8	1.6	1.8	3.4	1.9	1.3	1.3	1.8	1.6	1.6	2.2	1.4	2.2	0.3
03: 3	1.1	0.5	0.7	1.1	1.7	0.0	0.9	1.1	1.6	1.2	0.9	0.9	1.4	0.5	1.5	3.0
04: 4	1.5	0.7	1.6	1.3	0.0	0.0	1.4	1.4	0.6	1.5	1.3	1.3	1.2	1.2	1.6	2.2
05: 5	1.5	1.4	0.5	1.9	1.0	0.0	1.7	1.5	0.0	0.2	1.9	1.4	1.5	1.4	1.4	1.9
06: 6	1.7	3.3	2.0	2.0	3.2	3.2	1.9	2.2	2.8	1.8	2.2	2.2	1.4	2.1	1.6	3.9
07: 7	2.7	1.8	1.2	3.2	1.9	10.9	2.4	2.4	0.9	2.6	2.5	2.2	3.7	2.4	2.8	2.4
08: 8	4.1	3.8	3.3	4.5	2.1	3.4	3.9	4.3	2.9	2.0	4.7	3.9	4.4	3.8	4.3	5.2
09: 9	5.8	6.8	5.1	6.4	6.7	3.0	5.7	6.6	5.4	7.3	5.6	5.7	7.6	5.4	7.4	4.9
10: 10	10.5	11.3	8.9	11.3	12.7	6.4	9.6	12.3	9.6	9.1	11.2	10.6	10.9	10.7	10.7	12.4
11: 11	11.9	11.4	9.4	12.8	13.4	6.8	11.8	11.8	13.3	11.7	11.9	11.8	12.0	12.0	12.2	10.5
12: 12	51.3	52.7	59.7	47.8	50.3	27.4	52.9	50.4	56.4	54.1	50.7	53.0	45.2	54.2	48.8	43.8
MISSING	1.6	1.3	1.6	1.5	1.3	11.6	1.3	1.3	1.3	2.1	1.3	1.6	1.1	1.4	0.8	1.2
MULTIPLE RESP	0.4	1.0	0.3	0.6	0.9	3.2	0.5	0.5	0.3	0.2	0.7	0.6	0.3	0.4	0.4	1.0
TOTAL PERCENT	100.0	100.0	100.0	100.0	100.0	100.0	100.0	100.0	100.0	100.0	100.0	100.0	100.0	100.0	100.0	100.0

N (Weighted)	A:66045	18938	B:25985	53560	5438	C:1652	43108	34892	5331	D:22534	62449	E:69892	15091	F:52281	25880	5088
N (Unwtd)	A:1355	427	B:569	1090	123	C:30	823	739	190	D:489	1293	E:1464	318	F:1105	539	102
Nmiss (Wtd)	A:N/A		B:N/A			C:N/A				D:N/A		E:N/A		F:1734		
Nmiss(Unwtd)	A:N/A		B:N/A			C:N/A				D:N/A		E:N/A		F:36		

Gender was determined from Q92. Educational status was determined from Q95.
Married = "Married for the first time" and "Remarried;" Not Married = "Single, never married;" and Other = "Legally separated," "Divorced" and "Widowed" (Q97).
Prior service = Respondents who served on active duty in any U.S. military component (Q5). No prior service = All others.
Duty-qualified = Respondents who were awarded the MOS for their current duty position (Q28). Not duty-qualified = All others.
Stay in USAR="Stay to retire"/"Stay beyond oblig.;" Leave at End="Leave after oblig.;" Leave Prior="Leave prior to oblig" (Q84).

1989 Survey of USAR TPU Soldiers
Junior Enlisted Stayers Tabulation Volume

Q49A HELP W/AR PROBLEM:YOUR COMMANDER

	A1 MALE	A2 FEMALE	B1 MARRI-ED	B2 NOT MARRI-ED	B3 OTHER	C1 <THAN HI SCH	C2 HIGH SCHOOL	C3 <THAN COLL	C4 BACH & UP	D1 PRIOR SRV	D2 NO PRIOR SRV	E1 DUTY QUAL	E2 NOT DUTY QUAL	F1 STAY IN USAR	F2 LEAVE AT END	F3 LEAVE PRIOR
1:EXTREMELY HELP	19.1	18.0	20.8	17.7	20.9	19.4	20.5	16.7	19.6	20.8	18.2	19.0	18.2	21.8	14.4	13.2
2:VERY HELPFUL	31.7	32.1	33.3	31.4	28.4	21.1	34.0	30.9	23.3	30.2	32.4	32.1	30.4	34.8	26.2	30.1
3:SOMEWHAT HELP	33.5	30.2	30.3	34.3	29.0	37.0	33.0	32.1	34.2	33.9	32.4	32.4	34.7	30.4	37.6	35.2
4:NOT VERY HELP	9.0	11.3	9.9	9.0	13.6	7.7	6.9	12.5	11.8	9.5	9.5	9.4	10.0	7.3	14.0	11.6
5:NOT AT ALL HLP	5.1	7.2	3.9	6.2	7.2	3.2	4.0	7.0	9.8	4.6	5.9	5.5	6.0	4.4	7.0	8.8
MISSING	1.5	1.2	1.9	1.3	1.0	11.6	1.6	0.7	1.3	1.0	1.6	1.6	0.7	1.3	0.9	1.1
TOTAL PERCENT	100.0	100.0	100.0	100.0	100.0	100.0	100.0	100.0	100.0	100.0	100.0	100.0	100.0	100.0	100.0	100.0

N (Weighted)	A:66045	18938	B:25985	53560	5438	C:1652	43108	34892	5331	D:22534	62449	E:69892	15091	F:52281	25880	5088
N (Unwtd)	A:1355	427	B:569	1090	123	C:30	823	739	190	D:489	1293	E:1464	318	F:1105	539	102
Nmiss (Wtd)	A:N/A		B:N/A			C:N/A				D:N/A		E:N/A		F:1734		
Nmiss(Unwtd)	A:N/A		B:N/A			C:N/A				D:N/A		E:N/A		F:36		

Gender was determined from Q92. Educational status was determined from Q95.
Married = "Married for the first time" and "Remarried;" Not Married = "Single, never married;" and Other = "Legally separated," "Divorced" and "Widowed" (Q97).
Prior service = Respondents who served on active duty in any U.S. military component (Q5). No prior service = All others.
Duty-qualified = Respondents who were awarded the MOS for their current duty position (Q28). Not duty-qualified = All others.
Stay in USAR="Stay to retire"/"Stay beyond oblig.;" Leave at End="Leave after oblig.;" Leave Prior="Leave prior to oblig" (Q84).

1989 Survey of USAR TPU Soldiers
Junior Enlisted Stayers Tabulation Volume

Q49B HELP W/AR PROBLEM:YOUR 1ST SERGEANT

	A1 MALE	A2 FEMALE	B1 MARRI-ED	B2 NOT MARRI-ED	B3 OTHER	C1 <THAN HI SCH	C2 HIGH SCHOOL	C3 <THAN COLL	C4 BACH & UP	D1 PRIOR SRV	D2 NO PRIOR SRV	E1 DUTY QUAL	E2 NOT DUTY QUAL	F1 STAY IN USAR	F2 LEAVE AT END	F3 LEAVE PRIOR
1:EXTREMELY HELP	23.0	22.2	25.8	21.2	25.1	16.5	24.5	21.5	19.5	25.3	22.0	22.9	22.5	26.5	16.2	20.9
2:VERY HELPFUL	36.1	29.1	35.3	34.7	28.5	30.0	36.0	34.0	27.2	34.7	34.4	34.6	33.9	37.4	30.5	29.2
3:SOMEWHAT HELP	28.9	35.8	28.2	31.3	32.1	38.7	29.5	30.5	35.0	26.2	31.9	30.4	30.6	26.7	38.0	32.2
4:NOT VERY HELP	7.0	7.7	7.1	6.7	12.2	0.0	5.6	8.9	10.9	8.9	6.5	6.9	8.5	5.5	9.7	11.6
5:NOT AT ALL HLP	3.3	3.6	2.3	4.2	0.3	0.0	2.7	3.8	7.0	2.8	3.5	3.2	4.1	2.5	4.2	5.1
MISSING	1.6	1.6	1.2	1.8	1.0	14.8	1.5	1.2	0.3	1.8	1.5	1.9	0.4	1.3	1.3	1.1
MULTIPLE RESP	0.2	0.0	0.0	0.1	0.9	0.0	0.2	0.0	0.0	0.2	0.1	0.1	0.0	0.1	0.2	0.0
TOTAL PERCENT	100.0	100.0	100.0	100.0	100.0	100.0	100.0	100.0	100.0	100.0	100.0	100.0	100.0	100.0	100.0	100.0

N (Weighted)	A:66045	18938	B:25985	53560	5438	C:1652	43108	34892	5331	D:22534	62449	E:69892	15091	F:52281	25880	5088
N (Unwtd)	A:1355	427	B:569	1090	123	C:30	823	739	190	D:489	1293	E:1464	318	F:1105	539	102
Nmiss (Wtd)	A:N/A		B:N/A			C:N/A				D:N/A		E:N/A		F:1734		
Nmiss(Unwtd)	A:N/A		B:N/A			C:N/A				D:N/A		E:N/A		F:36		

Gender was determined from Q92. Educational status was determined from Q95.
Married = "Married for the first time" and "Remarried;" Not Married = "Single, never married;" and Other = "Legally separated," "Divorced" and "Widowed" (Q97).
Prior service = Respondents who served on active duty in any U.S. military component (Q5). No prior service = All others.
Duty-qualified = Respondents who were awarded the MOS for their current duty position (Q28). Not duty-qualified = All others.
Stay in USAR="Stay to retire"/"Stay beyond oblig.;" Leave at End="Leave after oblig.;" Leave Prior="Leave prior to oblig" (Q84).

1989 Survey of USAR TPU Soldiers
Junior Enlisted Stayers Tabulation Volume

Q49C HELP W/AR PROBLEM:YOUR PLATOON LDR

	A1 MALE	A2 FEMALE	B1 MARRI-ED	B2 NOT MARRI-ED	B3 OTHER	C1 <THAN HI SCH	C2 HIGH SCHOOL	C3 <THAN COLL	C4 BACH & UP	D1 PRIOR SRV	D2 NO PRIOR SRV	E1 DUTY QUAL	E2 NOT DUTY QUAL	F1 STAY IN USAR	F2 LEAVE AT END	F3 LEAVE PRIOR
1:EXTREMELY HELP	19.4	19.1	22.0	18.2	18.8	13.3	20.9	18.2	16.5	19.0	19.5	19.4	19.0	22.7	12.6	22.7
2:VERY HELPFUL	36.8	31.3	36.3	36.2	25.4	31.9	38.9	33.0	26.2	33.5	36.3	36.1	33.1	36.7	34.8	28.4
3:SOMEWHAT HELP	28.4	31.0	27.3	29.3	34.2	30.4	27.1	30.7	33.2	27.9	29.4	28.3	32.3	27.1	32.3	35.4
4:NOT VERY HELP	9.7	10.3	9.2	9.7	14.5	9.6	7.6	11.9	14.7	11.5	9.2	9.8	10.0	7.6	14.5	8.8
5:NOT AT ALL HLP	3.4	6.3	3.2	4.3	5.4	0.0	3.3	4.8	6.6	5.5	3.5	4.0	4.5	3.7	4.9	2.7
MISSING	2.2	1.6	2.0	2.2	1.6	14.8	2.1	1.3	2.9	2.5	1.9	2.3	1.1	2.1	0.9	2.1
MULTIPLE RESP	0.0	0.3	0.0	0.1	0.0	0.0	0.1	0.0	0.0	0.0	0.1	0.1	0.0	0.1	0.0	0.0
TOTAL PERCENT	100.0	100.0	100.0	100.0	100.0	100.0	100.0	100.0	100.0	100.0	100.0	100.0	100.0	100.0	100.0	100.0

N (Weighted)	A:66045	18938	B:25985	53560	5438	C:1652	43108	34892	5331	D:22534	62449	E:69892	15091	F:52281	25880	5083
N (Unwtd)	A:1355	427	B:569	1090	123	C:30	823	739	190	D:489	1293	E:1464	318	F:1105	539	102
Nmiss (Wtd)	A:N/A		B:N/A			C:N/A				D:N/A		E:N/A		F:1734		
Nmiss(Unwtd)	A:N/A		B:N/A			C:N/A				D:N/A		E:N/A		F:36		

Gender was determined from Q92. Educational status was determined from Q95.
Married = "Married for the first time" and "Remarried;" Not Married = "Single, never married;" and Other = "Legally separated," "Divorced" and "Widowed" (Q97).
Prior service = Respondents who served on active duty in any U.S. military component (Q5). No prior service = All others.
Duty-qualified = Respondents who were awarded the MOS for their current duty position (Q28). Not duty-qualified = All others.
Stay in USAR="Stay to retire"/"Stay beyond oblig.;" Leave at End="Leave after oblig.;" Leave Prior="Leave prior to oblig" (Q84).

1989 Survey of USAR TPU Soldiers
Junior Enlisted Stayers Tabulation Volume

Q49D HELP W/AR PROBLEM:YOUR PLATOON SGT

	A1 MALE	A2 FEMALE	B1 MARRI-ED	B2 NOT MARRI-ED	B3 OTHER	C1 <THAN HI SCH	C2 HIGH SCHOOL	C3 <THAN COLL	C4 BACH & UP	D1 PRIOR SRV	D2 NO PRIOR SRV	E1 DUTY QUAL	E2 NOT DUTY QUAL	F1 STAY IN USAR	F2 LEAVE AT EN	F3 LEAVE PRIOR
1:EXTREMELY HELP	21.5	22.4	24.5	20.6	19.4	16.5	23.1	20.7	18.7	21.0	22.0	22.0	20.2	24.5	16.4	26.7
2:VERY HELPFUL	39.7	33.5	39.4	38.6	30.4	24.2	39.9	38.4	29.7	34.8	39.6	38.6	37.0	39.0	37.6	31.9
3:SOMEWHAT HELP	26.5	26.6	25.1	27.0	28.9	41.1	25.5	25.8	34.7	27.4	26.2	26.0	29.1	25.2	29.1	31.2
4:NOT VERY HELP	6.6	8.3	6.3	6.7	11.6	0.0	5.4	8.7	10.2	8.9	6.3	7.0	7.0	5.0	11.4	5.4
5:NOT AT ALL HLP	3.3	6.8	2.8	4.6	5.4	3.4	3.5	4.6	5.7	4.3	4.0	3.8	5.6	3.8	4.8	2.6
MISSING	2.1	2.4	1.7	2.2	4.3	14.8	2.5	1.4	1.0	3.7	1.7	2.4	1.0	2.3	0.7	2.1
MULTIPLE RESP	0.2	0.0	0.0	0.2	0.0	0.0	0.0	0.3	0.0	0.0	0.2	0.1	0.0	0.2	0.0	0.0
TOTAL PERCENT	100.0	100.0	100.0	100.0	100.0	100.0	100.0	100.0	100.0	100.0	100.0	100.0	100.0	100.0	100.0	100.0

N (Weighted)	A:66045	18938	B:25985	53560	5438	C:1652	43108	34892	5331	D:22534	62449	E:69892	15091	F:52281	25880	5088
N (Unwtd)	A:1355	427	B:569	1090	123	C:30	823	739	190	D:489	1293	E:1464	318	F:1105	539	102
Nmiss (Wtd)	A:N/A		B:N/A			C:N/A				D:N/A		E:N/A		F:1734		
Nmiss(Unwtd)	A:N/A		B:N/A			C:N/A				D:N/A		E:N/A		F:36		

Gender was determined from Q92. Educational status was determined from Q95.
Married = "Married for the first time" and "Remarried;" Not Married = "Single, never married;" and Other = "Legally separated," "Divorced" and "Widowed" (Q97).
Prior service = Respondents who served on active duty in any U.S. military component (Q5). No prior service = All others.
Duty-qualified = Respondents who were awarded the MOS for their current duty position (Q28). Not duty-qualified = All others.
Stay in USAR="Stay to retire"/"Stay beyond oblig.;" Leave at End="Leave after oblig.;" Leave Prior="Leave prior to oblig" (Q84).

1989 Survey of USAR TPU Soldiers
Junior Enlisted Stayers Tabulation Volume

Q49E HELP W/AR PROBLEM:YOUR SQUAD LEADER

	A1 MALE	A2 FEMALE	B1 MARRI-ED	B2 NOT MARRI-ED	B3 OTHER	C1 <THAN HI SCH	C2 HIGH SCHOOL	C3 <THAN COLL	C4 BACH & UP	D1 PRIOR SRV	D2 NO PRIOR SRV	E1 DUTY QUAL	E2 NOT DUTY QUAL	F1 STAY IN USAR	F2 LEAVE AT END	F3 LEAVE PRIOR
1:EXTREMELY HELP	21.0	19.6	22.6	20.1	17.3	23.0	21.1	20.7	16.4	20.7	20.7	21.0	19.3	23.9	15.0	20.4
2:VERY HELPFUL	34.6	34.1	35.1	34.1	36.2	29.9	35.9	33.8	29.3	33.7	34.8	35.2	31.6	35.0	34.0	33.4
3:SOMEWHAT HELP	28.5	27.3	26.6	29.1	26.6	18.9	28.5	27.4	33.7	27.3	28.5	26.9	34.4	26.1	31.7	35.3
4:NOT VERY HELP	8.9	9.7	9.4	8.6	12.4	10.0	7.1	10.7	14.2	11.3	8.2	9.0	9.3	8.8	10.2	5.7
5:NOT AT ALL HLP	4.2	6.8	3.7	5.3	4.2	3.4	4.4	5.2	4.8	4.2	5.0	4.8	4.7	3.9	6.5	4.0
MISSING	2.9	2.4	2.6	2.8	3.3	14.8	2.9	2.2	1.7	2.7	2.8	3.2	0.7	2.3	2.5	1.1
TOTAL PERCENT	100.0	100.0	100.0	100.0	100.0	100.0	100.0	100.0	100.0	100.0	100.0	100.0	100.0	100.0	100.0	100.0

N (Weighted)	A:66045	*18938*	B:25985	53560	5438	C:1652	43108	34892	5331	D:22534	62449	E:69892	15091	F:52281	25880	5088
N (Unwtd)	A:1355	427	B:569	1090	123	C:30	823	739	190	D:489	1293	E:1464	318	F:1105	539	102
Nmiss (Wtd)	A:N/A		B:N/A			C:N/A				D:N/A		E:N/A		F:1734		
Nmiss(Unwtd)	A:N/A		B:N/A			C:N/A				D:N/A		E:N/A		F:36		

Gender was determined from Q92. Educational status was determined from Q95.
Married = "Married for the first time" and "Remarried;" Not Married = "Single, never married;" and Other = "Legally separated," "Divorced" and "Widowed" (Q97).
Prior service = Respondents who served on active duty in any U.S. military component (Q5). No prior service = All others.
Duty-qualified = Respondents who were awarded the MOS for their current duty position (Q28). Not duty-qualified = All others.
Stay in USAR="Stay to retire"/"Stay beyond oblig.;" Leave at End="Leave after oblig.;" Leave Prior="Leave prior to oblig" (Q84).

1989 Survey of USAR TPU Soldiers
Junior Enlisted Stayers Tabulation Volume

Q49F HELP W/AR PROBLEM:YOUR UNIT TECHNCN

	A1 MALE	A2 FEMALE	B1 MARRI-ED	B2 NOT MARRI-ED	B3 OTHER	C1 <THAN HI SCH	C2 HIGH SCHOOL	C3 <THAN COLL	C4 BACH & UP	D1 PRIOR SRV	D2 NO PRIOR SRV	E1 DUTY QUAL	E2 NOT DUTY QUAL	F1 STAY IN USAR	F2 LEAVE AT END	F3 LEAVE PRIOR
1:EXTREMELY HELP	21.1	19.4	23.7	19.1	22.1	24.2	20.1	21.2	21.2	21.6	20.4	21.1	18.8	23.4	16.0	21.3
2:VERY HELPFUL	30.8	29.7	32.8	30.0	25.0	6.4	32.9	29.2	27.4	31.5	30.2	30.5	30.5	32.6	27.2	23.4
3:SOMEWHAT HELP	30.4	32.0	26.9	32.4	33.0	30.2	30.1	30.7	36.0	28.1	31.7	29.8	35.1	29.3	33.9	34.4
4:NOT VERY HELP	8.3	9.8	8.4	8.6	9.6	10.0	7.7	9.5	10.0	8.4	8.7	8.8	7.7	7.5	11.0	9.4
5:NOT AT ALL HLP	7.1	7.5	6.2	7.6	7.9	10.0	6.7	8.2	3.5	7.3	7.2	7.2	7.0	5.5	9.7	8.4
MISSING	2.3	1.7	1.9	2.3	2.5	19.3	2.4	1.2	1.9	3.1	1.9	2.5	0.8	1.6	2.1	3.1
TOTAL PERCENT	100.0	100.0	100.0	100.0	100.0	100.0	100.0	100.0	100.0	100.0	100.0	100.0	100.0	100.0	100.0	100.0

N (Weighted)	A:66045	18938	B:25985	53560	5438	C:1652	43108	34892	5331	D:22534	62449	E:69892	15091	F:52281	25880	5088
N (Unwtd)	A:1355	427	B:569	1090	123	C:30	823	739	190	D:489	1293	E:1464	318	F:1105	539	102
Nmiss (Wtd)	A:N/A		B:N/A			C:N/A				D:N/A		E:N/A		F:1734		
Nmiss(Unwtd)	A:N/A		B:N/A			C:N/A				D:N/A		E:N/A		F:36		

Gender was determined from Q92. Educational status was determined from Q95.
Married = "Married for the first time" and "Remarried;" Not Married = "Single, never married;" and Other = "Legally separated," "Divorced" and "Widowed" (Q97).
Prior service = Respondents who served on active duty in any U.S. military component (Q5). No prior service = All others.
Duty-qualified = Respondents who were awarded the MOS for their current duty position (Q28). Not duty-qualified = All others.
Stay in USAR="Stay to retire"/"Stay beyond oblig.;" Leave at End="Leave after oblig.;" Leave Prior="Leave prior to oblig" (Q84).

1989 Survey of USAR TPU Soldiers
Junior Enlisted Stayers Tabulation Volume

Q50 HOW WELL FULL-TIME UNIT TECHS DO JOB

	A1 MALE	A2 FEMALE	B1 MARRI-ED	B2 NOT MARRI-ED	B3 OTHER	C1 <THAN HI SCH	C2 HIGH SCHOOL	C3 <THAN COLL	C4 BACH & UP	D1 PRIOR SRV	D2 NO PRIOR SRV	E1 DUTY QUAL	E2 NOT DUTY QUAL	F1 STAY IN USAR	F2 LEAVE AT END	F3 LEAVE PRIOR
1:EXTREMELY WELL	21.1	18.4	21.6	19.6	23.9	25.4	20.9	19.5	22.6	19.5	20.9	20.5	20.7	23.0	16.8	17.2
2:VERY WELL	37.9	37.0	38.7	37.6	33.6	26.8	36.2	40.4	35.9	36.8	38.0	38.8	32.6	38.1	37.7	36.3
3:SOMEWHAT	24.7	26.1	22.9	25.8	26.8	23.3	25.5	24.6	23.8	26.7	24.4	24.4	27.6	23.4	27.3	29.8
4:NOT VERY WELL	3.6	4.2	4.7	3.4	2.5	3.4	2.5	4.6	8.6	3.5	3.8	3.7	3.8	3.0	4.9	6.4
5:NOT AT ALL WEL	2.2	3.5	2.0	2.7	3.4	3.2	2.4	2.8	1.4	2.3	2.6	2.7	1.8	2.2	2.8	3.2
MISSING	10.5	10.7	10.3	10.7	9.9	18.0	12.5	8.1	7.8	11.1	10.3	9.9	13.6	10.2	10.4	7.1
TOTAL PERCENT	100.0	100.0	100.0	100.0	100.0	100.0	100.0	100.0	100.0	100.0	100.0	100.0	100.0	100.0	100.0	100.0

N (Weighted)	A:66045	18938	B:25985	53560	5438	C:1652	43108	34892	5331	D:22534	62449	E:69892	15091	F:52281	25880	5088
N (Unwtd)	A:1355	427	B:569	1090	123	C:30	823	739	190	D:489	1293	E:1464	318	F:1105	539	102
Nmiss (Wtd)	A:N/A		B:N/A			C:N/A				D:N/A		E:N/A		F:1734		
Nmiss(Unwtd)	A:N/A		B:N/A			C:N/A				D:N/A		E:N/A		F:36		

Gender was determined from Q92. Educational status was determined from Q95.
Married = "Married for the first time" and "Remarried;" Not Married = "Single, never married;" and Other = "Legally separated," "Divorced" and "Widowed" (Q97).
Prior service = Respondents who served on active duty in any U.S. military component (Q5). No prior service = All others.
Duty-qualified = Respondents who were awarded the MOS for their current duty position (Q28). Not duty-qualified = All others.
Stay in USAR="Stay to retire"/"Stay beyond oblig.;" Leave at End="Leave after oblig.;" Leave Prior="Leave prior to oblig" (Q84).

1989 Survey of USAR TPU Soldiers
Junior Enlisted Stayers Tabulation Volume

Q51A LEADER PROMOTION PREP:COMMANDER

	A1 MALE	A2 FEMALE	B1 MARRI-ED	B2 NOT MARRI-ED	B3 OTHER	C1 <THAN HI SCH	C2 HIGH SCHOOL	C3 <THAN COLL	C4 BACH & UP	D1 PRIOR SRV	D2 NO PRIOR SRV	E1 DUTY QUAL	E2 NOT DUTY QUAL	F1 STAY IN USAR	F2 LEAVE AT END	F3 LEAVE PRIOR
1:EXTREMELY HELP	10.8	10.3	11.1	10.3	13.2	6.4	12.2	8.7	12.9	11.0	10.6	10.9	9.9	13.1	7.0	3.9
2:VERY HELPFUL	18.8	17.9	22.0	17.5	12.7	17.6	20.8	17.4	8.6	15.9	19.5	18.5	18.9	19.8	16.7	19.8
3:SOMEWHAT HELPF	30.9	30.0	25.6	32.9	33.6	26.1	31.6	29.7	30.7	29.1	31.3	30.5	31.4	31.6	29.1	31.3
4:NOT VERY HELPF	16.0	16.0	18.7	15.3	9.8	19.7	15.6	16.8	13.3	15.3	16.3	16.3	14.6	14.8	19.8	11.1
5:NOT AT ALL HLP	14.1	15.1	15.2	13.8	15.3	7.7	12.5	16.0	19.8	19.1	12.6	14.4	13.9	11.8	17.4	24.7
6:NOT APPLICABLE	8.2	10.2	6.2	9.3	14.3	10.9	6.3	10.8	13.2	8.4	8.8	8.2	10.9	8.2	9.2	9.3
MISSING	1.1	0.6	1.1	1.0	1.0	11.6	0.9	0.6	1.6	1.1	1.0	1.1	0.5	0.7	0.9	0.0
TOTAL PERCENT	100.0	100.0	100.0	100.0	100.0	100.0	100.0	100.0	100.0	100.0	100.0	100.0	100.0	100.0	100.0	100.0

N (Weighted)	A:66045	18938	B:25985	53560	5438	C:1652	43108	34892	5331	D:22534	62449	E:69892	15091	F:52281	25880	5088
N (Unwtd)	A:1355	427	B:569	1090	123	C:30	823	739	190	D:489	1293	E:1464	318	F:1105	539	102
Nmiss (Wtd)	A:N/A		B:N/A			C:N/A				D:N/A		E:N/A		F:1734		
Nmiss(Unwtd)	A:N/A		B:N/A			C:N/A				D:N/A		E:N/A		F:36		

Gender was determined from Q92. Educational status was determined from Q95.
Married = "Married for the first time" and "Remarried;" Not Married = "Single, never married;" and Other = "Legally separated," "Divorced" and "Widowed" (Q97).
Prior service = Respondents who served on active duty in any U.S. military component (Q5). No prior service = All others.
Duty-qualified = Respondents who were awarded the MOS for their current duty position (Q28). Not duty-qualified = All others.
Stay in USAR="Stay to retire"/"Stay beyond oblig.;" Leave at End="Leave after oblig.;" Leave Prior="Leave prior to oblig" (Q84).

1989 Survey of USAR TPU Soldiers
Junior Enlisted Stayers Tabulation Volume

Q51B LEADER PROMOTION PREP:1ST SERGEANT

	A1 MALE	A2 FEMALE	B1 MARRI-ED	B2 NOT MARRI-ED	B3 OTHER	C1 <THAN HI SCH	C2 HIGH SCHOOL	C3 <THAN COLL	C4 BACH & UP	D1 PRIOR SRV	D2 NO PRIOR SRV	E1 DUTY QUAL	E2 NOT DUTY QUAL	F1 STAY IN USAR	F2 LEAVE AT END	F3 LEAVE PRIOR
1:EXTREMELY HELP	12.0	10.5	12.4	11.3	11.9	6.6	13.1	10.2	11.2	10.6	12.0	11.8	11.1	13.9	7.4	11.6
2:VERY HELPFUL	21.8	19.2	22.3	21.1	18.4	20.2	21.9	21.6	14.4	18.5	22.2	21.7	19.0	23.1	19.1	16.9
3:SOMEWHAT HELPF	30.8	32.6	27.6	32.6	34.8	23.0	32.6	30.3	28.5	30.6	31.5	30.6	34.2	31.8	29.8	35.0
4:NOT VERY HELPF	15.2	14.8	17.0	14.5	11.5	16.7	14.7	16.0	12.3	14.4	15.3	15.4	13.7	13.4	19.1	13.5
5:NOT AT ALL HLP	11.8	12.8	13.5	11.3	11.7	10.9	10.8	12.2	20.5	16.5	10.4	12.2	11.3	10.1	15.4	13.3
6:NOT APPLICABLE	6.9	9.1	5.1	8.0	11.8	7.7	5.6	9.1	9.8	7.6	7.3	6.8	10.1	6.6	8.0	8.7
MISSING	1.5	0.8	1.8	1.3	0.0	14.8	1.2	0.6	3.2	1.5	1.3	1.5	0.7	1.0	1.3	1.0
MULTIPLE RESP	0.0	0.3	0.2	0.0	0.0	0.0	0.1	0.0	0.0	0.2	0.0	0.1	0.0	0.1	0.0	0.0
TOTAL PERCENT	100.0	100.0	100.0	100.0	100.0	100.0	100.0	100.0	100.0	100.0	100.0	100.0	100.0	100.0	100.0	100.0

N (Weighted)	A:66045	18938	B:25985	53560	5438	C:1652	43108	34892	5331	D:22534	62449	E:69892	15091	F:52281	25880	5088
N (Unwtd)	A:1355	427	B:569	1090	123	C:30	823	739	190	D:489	1293	E:1464	318	F:1105	539	102
Nmiss (Wtd)	A:N/A		B:N/A			C:N/A				D:N/A		E:N/A		F:1734		
Nmiss(Unwtd)	A:N/A		B:N/A			C:N/A				D:N/A		E:N/A		F:36		

Gender was determined from Q92. Educational status was determined from Q95.
Married = "Married for the first time" and "Remarried;" Not Married = "Single, never married;" and Other = "Legally separated," "Divorced" and "Widowed" (Q97).
Prior service = Respondents who served on active duty in any U.S. military component (Q5). No prior service = All others.
Duty-qualified = Respondents who were awarded the MOS for their current duty position (Q28). Not duty-qualified = All others.
Stay in USAR="Stay to retire"/"Stay beyond oblig.;" Leave at End="Leave after oblig.;" Leave Prior="Leave prior to oblig" (Q84).

1989 Survey of USAR TPU Soldiers
Junior Enlisted Stayers Tabulation Volume

Q51C LEADER PROMOTION PREP:PLATOON LEADR

	A1 MALE	A2 FEMALE	B1 MARRI-ED	B2 NOT MARRI-ED	B3 OTHER	C1 <THAN HI SCH	C2 HIGH SCHOOL	C3 <THAN COLL	C4 BACH & UP	D1 PRIOR SRV	D2 NO PRIOR SRV	E1 DUTY QUAL	E2 NOT DUTY QUAL	F1 STAY IN USAR	F2 LEAVE AT END	F3 LEAVE PRIOR
1:EXTREMELY HELP	11.9	9.8	12.0	10.9	13.4	6.9	12.7	10.4	8.6	9.3	12.1	11.4	11.1	13.7	7.6	7.4
2:VERY HELPFUL	24.9	23.5	26.4	24.8	14.5	27.0	26.2	24.2	14.0	19.4	26.5	25.6	20.0	26.4	22.2	24.4
3:SOMEWHAT HELPF	27.7	26.0	22.2	28.8	37.0	9.7	29.2	25.9	26.2	28.0	27.0	26.8	29.7	27.4	26.4	32.2
4:NOT VERY HELPF	14.4	14.9	16.3	14.0	10.3	23.1	13.5	15.1	15.6	15.3	14.2	14.4	14.8	13.2	16.9	14.8
5:NOT AT ALL HLP	11.5	14.0	15.4	10.2	14.5	10.7	10.7	12.5	20.2	17.9	9.9	11.8	13.0	10.1	15.8	14.1
6:NOT APPLICABLE	8.0	10.6	6.1	9.8	8.0	7.7	6.0	11.1	12.9	7.7	8.8	8.0	10.9	7.8	10.1	7.1
MISSING	1.7	1.3	1.7	1.5	2.3	14.8	1.7	0.8	2.5	2.3	1.4	1.9	0.5	1.4	1.1	0.0
TOTAL PERCENT	100.0	100.0	100.0	100.0	100.0	100.0	100.0	100.0	100.0	100.0	100.0	100.0	100.0	100.0	100.0	100.0

N (Weighted)	A:66045	18938	B:25985	53560	5438	C:1652	43108	34892	5331	D:22534	62449	E:69892	15091	F:52281	25880	5088
N (Unwtd)	A:1355	427	B:569	1090	123	C:30	823	739	190	D:489	1293	E:1464	318	F:1105	539	102
Nmiss (Wtd)	A:N/A		B:N/A			C:N/A				D:N/A		E:N/A		F:1734		
Nmiss(Unwtd)	A:N/A		B:N/A			C:N/A				D:N/A		E:N/A		F:36		

Gender was determined from Q92. Educational status was determined from Q95.
Married = "Married for the first time" and "Remarried;" Not Married = "Single, never married;" and Other = "Legally separated," "Divorced" and "Widowed" (Q97).
Prior service = Respondents who served on active duty in any U.S. military component (Q5). No prior service = All others.
Duty-qualified = Respondents who were awarded the MOS for their current duty position (Q28). Not duty-qualified = All others.
Stay in USAR="Stay to retire"/"Stay beyond oblig.;" Leave at End="Leave after oblig.;" Leave Prior="Leave prior to oblig" (Q84).

1989 Survey of USAR TPU Soldiers
Junior Enlisted Stayers Tabulation Volume

Q51D LEADER PROMOTION PREP:PLATOON SGT

	A1 MALE	A2 FEMALE	B1 MARRI-ED	B2 NOT MARRI-ED	B3 OTHER	C1 <THAN HI SCH	C2 HIGH SCHOOL	C3 <THAN COLL	C4 BACH & UP	D1 PRIOR SRV	D2 NO PRIOR SRV	E1 DUTY QUAL	E2 NOT DUTY QUAL	F1 STAY IN USAR	F2 LEAVE AT END	F3 LEAVE PRIOR
1:EXTREMELY HELP	15.2	13.5	15.8	14.2	16.2	9.7	16.7	13.5	9.6	13.3	15.3	15.4	12.1	17.3	10.3	12.8
2:VERY HELPFUL	28.8	25.4	27.5	29.0	21.2	27.0	28.8	28.6	18.7	23.0	29.9	28.5	26.1	29.1	26.5	29.0
3:SOMEWHAT HELPF	26.1	26.6	24.3	26.4	33.6	19.6	26.4	26.0	28.1	27.1	25.9	26.3	26.0	26.0	27.3	25.9
4:NOT VERY HELPF	12.0	12.6	13.8	11.8	7.8	13.4	12.3	11.2	16.9	13.6	11.6	11.7	14.1	10.7	14.8	13.4
5:NOT AT ALL HLP	10.3	12.7	12.5	9.9	11.6	7.7	9.7	11.7	15.1	15.5	9.1	10.4	12.7	9.8	12.9	10.8
6:NOT APPLICABLE	5.9	7.9	4.1	7.2	9.1	7.7	4.5	8.2	9.0	5.3	6.7	5.9	8.2	5.7	7.1	8.1
MISSING	1.7	1.3	2.0	1.6	0.4	14.8	1.6	0.8	2.5	2.2	1.4	1.8	0.8	1.5	1.1	0.0
TOTAL PERCENT	100.0	100.0	100.0	100.0	100.0	100.0	100.0	100.0	100.0	100.0	100.0	100.0	100.0	100.0	100.0	100.0

N (Weighted)	A:66045	18938	B:25985	53560	5438	C:1652	43108	34892	5331	D:22534	62449	E:69892	15091	F:52281	25880	5088
N (Unwtd)	A:1355	427	B:569	1090	123	C:30	823	739	190	D:489	1293	E:1464	318	F:1105	539	102
Nmiss (Wtd)	A:N/A		B:N/A			C:N/A				D:N/A		E:N/A		F:1734		
Nmiss(Unwtd)	A:N/A		B:N/A			C:N/A				D:N/A		E:N/A		F:36		

Gender was determined from Q92. Educational status was determined from Q95.
Married = "Married for the first time" and "Remarried;" Not Married = "Single, never married;" and Other = "Legally separated," "Divorced" and "Widowed" (Q97).
Prior service = Respondents who served on active duty in any U.S. military component (Q5). No prior service = All others.
Duty-qualified = Respondents who were awarded the MOS for their current duty position (Q28). Not duty-qualified = All others.
Stay in USAR="Stay to retire"/"Stay beyond oblig.;" Leave at End="Leave after oblig.;" Leave Prior="Leave prior to oblig" (Q84).

1989 Survey of USAR TPU Soldiers
Junior Enlisted Stayers Tabulation Volume

Q51E LEADER PROMOTION PREP:SQUAD LEADER

	A1 MALE	A2 FEMALE	B1 MARRI-ED	B2 NOT MARRI-ED	B3 OTHER	C1 <THAN HI SCH	C2 HIGH SCHOOL	C3 <THAN COLL	C4 BACH & UP	D1 PRIOR SRV	D2 NO PRIOR SRV	E1 DUTY QUAL	E2 NOT DUTY QUAL	F1 STAY IN USAR	F2 LEAVE AT END	F3 LEAVE PRIOR
1:EXTREMELY HELP	14.6	12.0	14.3	14.3	10.3	6.4	15.3	13.5	10.4	11.8	14.9	14.5	11.8	16.8	9.0	14.0
2:VERY HELPFUL	27.2	23.0	26.1	26.5	24.0	37.5	27.1	26.2	15.9	24.0	27.1	27.1	22.5	27.4	25.7	22.6
3:SOMEWHAT HELPF	26.2	25.1	23.0	27.0	29.9	10.9	28.1	24.1	26.0	26.3	25.9	25.6	27.7	24.5	28.1	31.6
4:NOT VERY HELPF	12.8	14.3	14.7	12.4	12.5	19.5	12.8	12.7	15.8	16.2	12.0	12.7	14.8	12.7	14.0	12.0
5:NOT AT ALL HLP	10.6	13.3	14.0	9.9	9.5	7.7	9.9	11.8	17.9	14.0	10.1	11.0	11.8	9.5	14.5	12.5
6:NOT APPLICABLE	6.6	11.0	5.3	8.2	12.5	3.2	4.9	10.7	10.4	5.8	8.2	7.0	10.1	7.6	7.4	6.4
MISSING	2.0	1.3	2.5	1.6	1.3	14.8	1.9	1.0	3.5	2.0	1.8	2.0	1.3	1.5	1.5	1.0
TOTAL PERCENT	100.0	100.0	100.0	100.0	100.0	100.0	100.0	100.0	100.0	100.0	100.0	100.0	100.0	100.0	100.0	100.0

N (Weighted)	A:66045	18938	B:25985	53560	5438	C:1652	43108	34892	5331	D:22534	62449	E:69892	15091	F:52281	25880	5088
N (Unwtd)	A:1355	427	B:569	1090	123	C:30	823	739	190	D:489	1293	E:1464	318	F:1105	539	102
Nmiss (Wtd)	A:N/A		B:N/A			C:N/A				D:N/A		E:N/A		F:1734		
Nmiss(Unwtd)	A:N/A		B:N/A			C:N/A				D:N/A		E:N/A		F:36		

Gender was determined from Q92. Educational status was determined from Q95.
Married = "Married for the first time" and "Remarried;" Not Married = "Single, never married;" and Other = "Legally separated," "Divorced" and "Widowed" (Q97).
Prior service = Respondents who served on active duty in any U.S. military component (Q5). No prior service = All others.
Duty-qualified = Respondents who were awarded the MOS for their current duty position (Q28). Not duty-qualified = All others.
Stay in USAR="Stay to retire"/"Stay beyond oblig.;" Leave at End="Leave after oblig.;" Leave Prior="Leave prior to oblig" (Q84).

1989 Survey of USAR TPU Soldiers
Junior Enlisted Stayers Tabulation Volume

Q51F LEADER PROMOTION PREP:PERSONNEL SEC

	A1 MALE	A2 FEMALE	B1 MARRI-ED	B2 NOT MARRI-ED	B3 OTHER	C1 <THAN HI SCH	C2 HIGH SCHOOL	C3 <THAN COLL	C4 BACH & UP	D1 PRIOR SRV	D2 NO PRIOR SRV	E1 DUTY QUAL	E2 NOT DUTY QUAL	F1 STAY IN USAR	F2 LEAVE AT END	F3 LEAVE PRIOR
1:EXTREMELY HELP	13.9	15.7	13.2	15.1	11.5	6.4	14.5	14.9	11.4	13.1	14.7	14.6	12.7	17.1	10.2	10.0
2:VERY HELPFUL	26.1	24.7	25.9	25.8	24.7	33.4	28.0	23.8	17.9	20.8	27.5	25.9	24.9	26.9	25.1	21.5
3:SOMEWHAT HELPF	28.2	27.3	28.2	27.5	31.6	21.2	28.8	27.4	28.3	29.5	27.5	28.0	28.0	27.2	28.6	31.8
4:NOT VERY HELPF	12.0	12.3	11.3	12.4	13.2	13.4	12.6	11.6	11.3	13.0	11.8	12.0	12.8	10.8	14.4	13.5
5:NOT AT ALL HLP	10.8	11.9	13.5	9.9	11.0	3.2	9.4	11.9	21.5	14.9	9.7	10.9	11.9	9.5	13.4	16.1
6:NOT APPLICABLE	7.4	7.1	6.2	7.9	8.0	7.7	5.4	9.7	8.4	6.9	7.6	7.0	9.0	7.3	7.6	7.1
MISSING	1.5	0.7	1.5	1.4	0.0	14.8	1.3	0.8	1.3	1.8	1.2	1.5	0.7	1.2	0.7	0.0
MULTIPLE RESP	0.0	0.3	0.2	0.0	0.0	0.0	0.1	0.0	0.0	0.0	0.1	0.1	0.0	0.0	0.2	0.0
TOTAL PERCENT	100.0	100.0	100.0	100.0	100.0	100.0	100.0	100.0	100.0	100.0	100.0	100.0	100.0	100.0	100.0	100.0

N (Weighted)	A:66045	18938	B:25985	53560	5438	C:1652	43108	34892	5331	D:22534	62449	E:69892	15091	F:52281	25880	5088
N (Unwtd)	A:1355	427	B:569	1090	123	C:30	823	739	190	D:489	1293	E:1464	318	F:1105	539	102
Nmiss (Wtd)	A:N/A		B:N/A			C:N/A				D:N/A		E:N/A		F:1734		
Nmiss(Unwtd)	A:N/A		B:N/A			C:N/A				D:N/A		E:N/A		F:36		

Gender was determined from Q92. Educational status was determined from Q95.
Married = "Married for the first time" and "Remarried;" Not Married = "Single, never married;" and Other = "Legally separated," "Divorced" and "Widowed" (Q97).
Prior service = Respondents who served on active duty in any U.S. military component (Q5). No prior service = All others.
Duty-qualified = Respondents who were awarded the MOS for their current duty position (Q28). Not duty-qualified = All others.
Stay in USAR="Stay to retire"/"Stay beyond oblig.;" Leave at End="Leave after oblig.;" Leave Prior="Leave prior to oblig" (Q84).

1989 Survey of USAR TPU Soldiers
Junior Enlisted Stayers Tabulation Volume

Q52A NON-PROMOTION:NOT BEING MOS-QUALIF

	A1 MALE	A2 FEMALE	B1 MARRI-ED	B2 NOT MARRI-ED	B3 OTHER	C1 <THAN HI SCH	C2 HIGH SCHOOL	C3 <THAN COLL	C4 BACH & UP	D1 PRIOR SRV	D2 NO PRIOR SRV	E1 DUTY QUAL	E2 NOT DUTY QUAL	F1 STAY IN USAR	F2 LEAVE AT END	F3 LEAVE PRIOR
1:A GREAT DEAL	10.4	8.0	12.1	8.1	17.1	19.1	11.4	7.6	9.5	12.6	8.9	7.0	23.1	10.9	8.6	9.4
2:VERY MUCH	5.6	5.0	4.3	5.8	7.9	0.0	6.4	4.6	5.3	7.5	4.7	4.5	10.0	5.8	5.2	1.9
3:SOMEWHAT	9.0	7.4	9.5	8.5	6.2	7.1	9.9	7.4	7.5	9.3	8.5	7.2	15.7	8.8	8.1	9.9
4:NOT MUCH	7.7	4.4	8.1	6.8	3.2	7.7	7.6	6.7	3.5	7.1	6.9	7.0	6.5	6.4	7.9	9.2
5:NOT AT ALL	38.6	45.0	40.2	39.8	41.7	22.9	37.8	43.4	41.6	41.2	39.7	42.7	28.0	39.4	41.2	40.3
6:NOT APPLICABLE	26.7	29.1	23.4	29.6	21.9	28.4	25.3	29.2	29.2	20.5	29.6	29.6	16.3	26.9	28.6	27.1
MISSING	1.7	0.9	1.8	1.3	1.2	14.8	1.1	1.0	3.5	1.6	1.4	1.7	0.5	1.4	0.4	2.1
MULTIPLE RESP	0.3	0.3	0.6	0.1	0.9	0.0	0.5	0.2	0.0	0.2	0.3	0.4	0.0	0.5	0.0	0.0
TOTAL PERCENT	100.0	100.0	100.0	100.0	100.0	100.0	100.0	100.0	100.0	100.0	100.0	100.0	100.0	100.0	100.0	100.0

N (Weighted)	A:66045	18938	B:25985	53560	5438	C:1652	43108	34892	5331	D:22534	62449	E:69892	15091	F:52281	25880	5088
N (Unwtd)	A:1355	427	B:569	1090	123	C:30	823	739	190	D:489	1293	E:1464	318	F:1105	539	102
Nmiss (Wtd)	A:N/A		B:N/A			C:N/A				D:N/A		E:N/A		F:1734		
Nmiss(Unwtd)	A:N/A		B:N/A			C:N/A				D:N/A		E:N/A		F:36		

Gender was determined from Q92. Educational status was determined from Q95.
Married = "Married for the first time" and "Remarried;" Not Married = "Single, never married;" and Other = "Legally separated," "Divorced" and "Widowed" (Q97).
Prior service = Respondents who served on active duty in any U.S. military component (Q5). No prior service = All others.
Duty-qualified = Respondents who were awarded the MOS for their current duty position (Q28). Not duty-qualified = All others.
Stay in USAR="Stay to retire"/"Stay beyond oblig.;" Leave at End="Leave after oblig.;" Leave Prior="Leave prior to oblig" (Q84).

1989 Survey of USAR IPU Soldiers
Junior Enlisted Stayers Tabulation Volume

Q52B NON-PROMOTION:LORS DK NEW PROMO SYS

	A1 MALE	A2 FEMALE	B1 MARRI-ED	B2 NOT MARRI-ED	B3 OTHER	C1 <THAN HI SCH	C2 HIGH SCHOOL	C3 <THAN COLL	C4 BACH & UP	D1 PRIOR SRV	D2 NO PRIOR SRV	E1 DUTY QUAL	E2 NOT DUTY QUAL	F1 STAY IN USAR	F2 LEAVE AT END	F3 LEAVE PRIOR
1 A GREAT DEAL	3.9	2.2	3.7	3.2	5.9	3.2	4.4	2.6	2.6	4.0	3.3	2.9	6.2	3.8	2.8	5.4
2 VERY MUCH	6.6	5.0	8.4	4.5	12.7	3.7	7.6	4.8	5.3	8.2	5.5	6.0	7.2	7.5	3.7	6.0
3 SOMEWHAT	18.9	15.9	20.4	17.5	14.8	30.8	18.4	17.5	17.9	21.2	17.1	17.4	21.9	18.5	17.4	18.9
4 NOT MUCH	16.5	12.1	12.6	17.5	10.3	22.0	14.5	15.9	19.6	14.8	15.8	14.9	18.5	14.5	17.0	18.2
5 NOT AT ALL	36.8	46.3	36.0	40.3	39.5	25.5	38.6	40.4	36.2	34.3	40.6	41.7	26.0	37.9	42.8	35.1
6 NOT APPLICABLE	15.3	16.2	16.3	14.9	16.6	0.0	14.6	17.3	15.2	15.6	15.4	14.7	19.3	16.0	15.2	13.4
MISSING	1.9	2.2	2.3	2.0	0.3	14.8	1.9	1.3	3.1	1.7	2.1	2.3	0.7	1.7	1.1	3.1
MULTIPLE RESP	0.1	0.2	0.2	0.1	0.0	0.0	0.1	0.1	0.0	0.2	0.1	0.1	0.4	0.2	0.0	0.0
TOTAL PERCENT	100.0	100.0	100.0	100.0	100.0	100.0	100.0	100.0	100.0	100.0	100.0	100.0	100.0	100.0	100.0	100.0

N (Weighted)	A	66045	18938	B	25985	53560	5438	C	1652	43108	34892	5331	D	22534	62449	E	69892	15091	F	52281	25880	5088
N (Unwtd)	A	1355	427	B	569	1090	123	C	30	823	739	190	D	489	1293	E	1464	318	F	1105	539	102
Nmiss (Wtd)	A	N/A		B	N/A			C	N/A				D	N/A		E	N/A		F	1734		
Nmiss(Unwtd)	A	N/A		B	N/A			C	N/A				D	N/A		E	N/A		F	36		

Gender was determined from Q92. Educational status was determined from Q95.
Married = "Married for the first time" and "Remarried;" Not Married = "Single, never married;" and Other = "Legally separated," "Divorced" and "Widowed" (Q97).
Prior service = Respondents who served on active duty in any U.S. military component (Q5). No prior service = All others.
Duty qualified = Respondents who were awarded the MOS for their current duty position (Q28). Not duty-qualified = All others.
Stay in USAR="Stay to retire"/"Stay beyond oblig.;" Leave at End="Leave after oblig.;" Leave Prior="Leave prior to oblig" (Q84).

1989 Survey of USAR TPU Soldiers
Junior Enlisted Stayers Tabulation Volume

Q52C NON-PROMOTION:UNIT CDR PREVENTING

	A1 MALE	A2 FEMALE	B1 MARRI-ED	B2 NOT MARRI-ED	B3 OTHER	C1 <THAN HI SCH	C2 HIGH SCHOOL	C3 <THAN COLL	C4 BACH & UP	D1 PRIOR SRV	D2 NO PRIOR SRV	E1 DUTY QUAL	E2 NOT DUTY QUAL	F1 STAY IN USAR	F2 LEAVE AT END	F3 LEAVE PRIOR
1 A GREAT DEAL	2.4	1.3	1.7	1.8	7.8	0.5	2.5	1.8	1.6	3.4	1.7	1.9	3.4	2.2	1.5	4.5
2 VERY MUCH	3.0	1.9	3.4	2.3	3.2	0.0	3.4	2.1	1.9	3.1	2.6	2.4	4.3	2.7	2.6	4.2
3 SOMEWHAT	8.5	4.8	8.8	7.4	4.5	9.7	8.5	6.5	7.7	10.4	6.6	6.6	12.6	7.4	7.0	12.6
4 NOT MUCH	12.5	7.6	9.3	12.4	11.3	10.0	10.5	12.4	12.2	10.8	11.6	11.0	13.3	9.6	14.8	12.4
5 NOT AT ALL	55.1	63.8	56.9	57.4	54.0	55.4	57.4	57.4	52.4	52.1	58.8	59.6	45.1	58.7	56.1	50.9
6 NOT APPLICABLE	16.5	19.8	18.0	16.7	18.2	6.4	15.9	18.5	22.4	18.2	16.9	16.4	21.0	17.6	17.2	14.3
MISSING	2.1	0.8	1.8	2.0	1.0	18.0	1.7	1.3	1.8	2.0	1.8	2.2	0.3	1.9	0.8	1.1
TOTAL PERCENT	100.0	100.0	100.0	100.0	100.0	100.0	100.0	100.0	100.0	100.0	100.0	100.0	100.0	100.0	100.0	100.0

N (Weighted)	A:66045	18938	B:25985	53560	5438	C:1652	43108	34892	5331	D:22534	62449	E:69892	15091	F:52281	25880	5088
N (Unwtd)	A:1355	427	B:569	1090	123	C:30	823	739	190	D:489	1293	E:1464	318	F:1105	539	102
Nmiss (Wtd)	A:N/A		B:N/A			C:N/A				D:N/A		E:N/A		F:1734		
Nmiss(Unwtd)	A:N/A		B:N/A			C:N/A				D:N/A		E:N/A		F:36		

Gender was determined from Q92. Educational status was determined from Q95.
Married = "Married for the first time" and "Remarried;" Not Married = "Single, never married;" and Other = "Legally separated," "Divorced" and "Widowed" (Q97).
Prior service = Respondents who served on active duty in any U.S. military component (Q5). No prior service = All others.
Duty-qualified = Respondents who were awarded the MOS for their current duty position (Q28). Not duty-qualified = All others.
Stay in USAR="Stay to retire"/"Stay beyond oblig.;" Leave at End="Leave after oblig.;" Leave Prior="Leave prior to oblig" (Q84).

1989 Survey of USAR TPU Soldiers
Junior Enlisted Stayers Tabulation Volume

Q52D NON-PROMOTION·DELAY OF BOARD REVIEW

	A1 MALE	A2 FEMALE	B1 MARRI-ED	B2 NOT MARRI-ED	B3 OTHER	C1 <THAN HI SCH	C2 HIGH SCHOOL	C3 <THAN COLL	C4 BACH & UP	D1 PRIOR SRV	D2 NO PRIOR SRV	E1 DUTY QUAL	E2 NOT DUTY QUAL	F1 STAY IN USAR	F2 LEAVE AT END	F3 LEAVE PRIOR
1 A GREAT DEAL	5.1	3.7	6.2	3.8	7.6	10.9	4.6	4.6	5.5	6.2	4.3	4.3	6.9	4.9	4.0	7.8
2 VERY MUCH	6.9	3.1	8.0	5.4	3.4	3.4	6.6	5.5	6.3	8.1	5.3	5.9	6.9	6.5	5.3	4.7
3 SOMEWHAT	12.4	14.7	12.4	13.0	14.1	7.1	13.7	12.0	13.9	16.1	11.7	12.5	14.5	12.6	12.2	17.2
4 NOT MUCH	11.5	9.2	10.2	11.3	11.9	13.1	11.1	10.7	10.9	9.7	11.4	10.8	11.8	10.2	12.6	9.9
5 NOT AT ALL	41.4	48.1	42.4	42.9	45.4	39.8	43.8	42.3	39.8	40.0	43.9	43.9	38.3	44.4	41.7	39.1
6 NOT APPLICABLE	20.5	19.4	19.2	21.2	15.7	7.7	18.1	23.6	19.8	17.9	21.1	20.1	20.7	19.2	22.9	19.2
MISSING	2.4	1.7	1.7	2.5	1.9	18.0	2.1	1.3	3.7	1.9	2.3	2.5	1.0	2.1	1.2	2.1
TOTAL PERCENT	100.0	100.0	100.0	100.0	100.0	100.0	100.0	100.0	100.0	100.0	100.0	100.0	100.0	100.0	100.0	100.0

N (Weighted)	A:66045	18938	B:25985	53560	5438	C:1652	43108	34892	5331	D:22534	62449	E:69892	15091	F:52281	25880	5088
N (Unwtd)	A:1355	427	B:569	1090	123	C:30	823	739	190	D:489	1293	E:1464	318	F:1105	539	102
Nmiss (Wtd)	A:N/A		B:N/A			C:N/A				D:N/A		E:N/A		F:1734		
Nmiss(Unwtd)	A:N/A		B:N/A			C:N/A				D:N/A		E:N/A		F:36		

Gender was determined from Q92. Educational status was determined from Q95.
Married = "Married for the first time" and "Remarried;" Not Married = "Single, never married;" and Other = "Legally separated," "Divorced" and "Widowed" (Q97).
Prior service = Respondents who served on active duty in any U.S. military component (Q5). No prior service = All others.
Duty-qualified = Respondents who were awarded the MOS for their current duty position (Q28). Not duty-qualified = All others.
Stay in USAR="Stay to retire"/"Stay beyond oblig.;" Leave at End="Leave after oblig.;" Leave Prior="Leave prior to oblig" (Q84).

1989 Survey of USAR TPU Soldiers
Junior Enlisted Stayers Tabulation Volume

Q52E NON-PROMOTION:CANNOT GET BOARDED

	A1 MALE	A2 FEMALE	B1 MARRI-ED	B2 NOT MARRI-ED	B3 OTHER	C1 <THAN HI SCH	C2 HIGH SCHOOL	C3 <THAN COLL	C4 BACH & UP	D1 PRIOR SRV	D2 NO PRIOR SRV	E1 DUTY QUAL	E2 NOT DUTY QUAL	F1 STAY IN USAR	F2 LEAVE AT END	F3 LEAVE PRIOR
1:A GREAT DEAL	3.7	2.4	4.7	2.6	5.4	5.1	3.5	3.4	1.9	4.4	3.1	3.0	5.5	2.9	4.6	3.8
2:VERY MUCH	5.7	2.6	5.9	4.0	11.2	6.4	4.7	5.3	6.0	8.1	4.0	5.0	5.3	6.1	3.9	2.0
3:SOMEWHAT	11.5	10.7	12.4	10.9	10.4	9.6	12.2	10.0	13.7	13.7	10.5	11.0	13.1	10.5	11.0	20.4
4:NOT MUCH	11.1	7.4	9.6	10.6	10.6	3.4	11.0	10.0	8.1	10.3	10.2	9.7	12.9	9.4	11.2	14.4
5:NOT AT ALL	41.4	48.4	42.9	43.9	34.5	46.5	42.7	43.6	40.3	37.7	44.9	44.7	35.1	44.5	42.5	33.0
6:NOT APPLICABLE	23.9	25.6	23.1	25.0	23.7	7.7	22.9	26.7	24.8	23.9	24.4	24.0	25.5	24.0	25.6	22.5
MISSING	2.6	2.9	1.4	3.1	4.1	21.4	2.9	1.1	5.2	2.0	2.9	2.7	2.7	2.5	1.2	3.9
TOTAL PERCENT	100.0	100.0	100.0	100.0	100.0	100.0	100.0	100.0	100.0	100.0	100.0	100.0	100.0	100.0	100.0	100.0

N (Weighted)	A:66045	18938	B:25985	53560	5438	C:1652	43108	34892	5331	D:22534	62449	E:69892	15091	F:52281	25880	5088
N (Unwtd)	A:1355	427	B:569	1090	123	C:30	823	739	190	D:489	1293	E:1464	318	F:1105	539	102
Nmiss (Wtd)	A:N/A		B:N/A			C:N/A				D:N/A		E:N/A		F:1734		
Nmiss(Unwtd)	A:N/A		B:N/A			C:N/A				D:N/A		E:N/A		F:36		

Gender was determined from Q92. Educational status was determined from Q95.
Married = "Married for the first time" and "Remarried;" Not Married = "Single, never married;" and Other = "Legally separated," "Divorced" and "Widowed" (Q97).
Prior service = Respondents who served on active duty in any U.S. military component (Q5). No prior service = All others.
Duty-qualified = Respondents who were awarded the MOS for their current duty position (Q28). Not duty-qualified = All others.
Stay in USAR="Stay to retire"/"Stay beyond oblig.;" Leave at End="Leave after oblig.;" Leave Prior="Leave prior to oblig" (Q84).

1989 Survey of USAR TPU Soldiers
Junior Enlisted Stayers Tabulation Volume

Q52F NON-PROMOTION:LACK TIMELY HQ REVIEW

	A1 MALE	A2 FEMALE	B1 MARRI-ED	B2 NOT MARRI-ED	B3 OTHER	C1 <THAN HI SCH	C2 HIGH SCHOOL	C3 <THAN COLL	C4 BACH & UP	D1 PRIOR SRV	D2 NO PRIOR SRV	E1 DUTY QUAL	E2 NOT DUTY QUAL	F1 STAY IN USAR	F2 LEAVE AT END	F3 LEAVE PRIOR
1:A GREAT DEAL	5.4	3.9	6.1	4.4	6.1	4.5	5.4	4.2	7.6	7.1	4.3	5.0	5.1	5.2	5.0	4.8
2:VERY MUCH	5.9	4.0	7.2	4.4	8.4	3.7	6.1	4.8	5.8	7.4	4.8	5.2	6.9	7.0	2.7	2.2
3:SOMEWHAT	15.2	13.1	15.8	14.5	11.8	9.7	15.8	14.0	12.5	18.5	13.4	14.3	16.9	15.7	10.5	25.0
4:NOT MUCH	11.5	8.6	10.3	11.0	12.2	9.7	10.7	11.3	10.1	10.7	11.0	10.7	11.7	8.8	15.0	14.1
5:NOT AT ALL	37.6	44.9	39.2	39.4	37 3	43.2	38.1	40.5	38.6	33.8	41.2	40.3	34.2	39.2	42.2	28.4
6:NOT APPLICABLE	21.3	22.7	19.0	23.1	19.6	7.7	20.5	23.6	22.3	18.9	22.6	21.2	23.5	21.6	22.1	22.4
MISSING	3.0	2.7	2.3	3.1	4.6	21.4	3.4	1.6	3.1	3.5	2.7	3.2	1.8	2.5	2.3	3.1
TOTAL PERCENT	100.0	100.0	100.0	100.0	100.0	100.0	100.0	100.0	100.0	100.0	100.0	100.0	100.0	100.0	100.0	100.0

N (Weighted)	A:66045	18938	B:25985	53560	5438	C:1652	43108	34892	5331	D:22534	62449	E:69892	15091	F:52281	25880	5088
N (Unwtd)	A:1355	427	B:569	1090	123	C:30	823	739	190	D:489	1293	E:1464	318	F:1105	539	102
Nmiss (Wtd)	A:N/A		B:N/A			C:N/A				D:N/A		E:N/A		F:1734		
Nmiss(Unwtd)	A:N/A		B:N/A			C:N/A				D:N/A		E:N/A		F:36		

Gender was determined from Q92. Educational status was determined from Q95.
Married = "Married for the first time" and "Remarried;" Not Married = "Single, never married;" and Other = "Legally separated," "Divorced" and "Widowed" (Q97).
Prior service = Respondents who served on active duty in any U.S. military component (Q5). No prior service = All others.
Duty-qualified = Respondents who were awarded the MOS for their current duty position (Q28). Not duty-qualified = All others.
Stay in USAR="Stay to retire"/"Stay beyond oblig.;" Leave at End="Leave after oblig.;" Leave Prior="Leave prior to oblig" (Q84).

1989 Survey of USAR TPU Soldiers
Junior Enlisted Stayers Tabulation Volume

Q52G NON-PROMOTION:LACK FAIR HQ REVIEW

	A1 MALE	A2 FEMALE	B1 MARRI-ED	B2 NOT MARRI-ED	B3 OTHER	C1 <THAN HI SCH	C2 HIGH SCHOOL	C3 <THAN COLL	C4 BACH & UP	D1 PRIOR SRV	D2 NO PRIOR SRV	E1 DUTY QUAL	E2 NOT DUTY QUAL	F1 STAY IN USAR	F2 LEAVE AT END	F3 LEAVE PRIOR
1:A GREAT DEAL	4.1	4.6	5.7	3.3	6.2	0.0	5.1	3.0	6.2	5.5	3.7	3.8	5.9	4.7	3.1	3.6
2:VERY MUCH	5.2	2.4	6.5	3.5	6.4	6.6	5.2	3.9	4.0	6.5	3.9	4.6	4.7	5.2	3.3	4.5
3:SOMEWHAT	13.6	8.1	15.3	11.4	8.6	6.4	15.2	10.0	7.9	16.7	10.9	11.8	15.4	13.5	9.6	14.5
4:NOT MUCH	12.5	10.8	10.7	12.6	14.6	13.1	11.9	12.5	10.9	12.7	11.9	11.8	13.8	10.4	14.9	17.2
5:NOT AT ALL	39.0	48.6	39.7	42.0	39.4	43.2	38.2	14.3	43.4	35.3	43.2	42.4	35.3	41.1	44.0	31.7
6:NOT APPLICABLE	22.8	22.8	19.6	24.6	20.8	12.2	21.5	24.8	23.7	20.7	23.6	22.7	23.2	22.4	23.7	25.6
MISSING	2.7	2.8	2.5	2.6	3.8	18.5	2.8	1.6	3.9	2.6	2.7	2.9	1.7	2.6	1.5	3.0
TOTAL PERCENT	100.0	100.0	100.0	100.0	100.0	100.0	100.0	100.0	100.0	100.0	100.0	100.0	100.0	100.0	100.0	100.0

N (Weighted)	A:66045	18938	B:25985	53560	5438	C:1652	43108	34892	5331	D:22534	62449	E:69892	15091	F:52281	25880	5088
N (Unwtd)	A:1355	427	B:569	1090	123	C:30	823	739	190	D:489	1253	E:1464	318	F:1105	539	102
Nmiss (Wtd)	A:N/A		B:N/A			C:N/A				D:N/A		E:N/A		F:1734		
Nmiss(Unwtd)	A:N/A		B:N/A			C:N/A				D:N/A		E:N/A		F:36		

Gender was determined from Q92. Educational status was determined from Q95.
Married = "Married for the first time" and "Remarried;" Not Married = "Single, never married;" and Other = "Legally separated," "Divorced" and "Widowed" (Q97).
Prior service = Respondents who served on active duty in any U.S. military component (Q5). No prior service = All others.
Duty-qualified = Respondents who were awarded the MOS for their current duty position (Q28). Not duty-qualified = All others.
Stay in USAR="Stay to retire"/"Stay beyond oblig.;" Leave at End="Leave after oblig.;" Leave Prior="Leave prior to oblig" (Q84).

1989 Survey of USAR TPU Soldiers
Junior Enlisted Stayers Tabulation Volume

Q52H NON-PROMOTION:NO VACANCY INFO GIVEN

	A1 MALE	A2 FEMALE	B1 MARRI-ED	B2 NOT MARRI-ED	B3 OTHER	C1 <THAN HI SCH	C2 HIGH SCHOOL	C3 <THAN COLL	C4 BACH & UP	D1 PRIOR SRV	D2 NO PRIOR SRV	E1 DUTY QUAL	E2 NOT DUTY QUAL	F1 STAY IN USAR	F2 LEAVE AT END	F3 LEAVE PRIOR
1:A GREAT DEAL	4.1	4.2	5.3	3.5	4.4	5.1	4.8	3.4	3.1	4.1	4.1	4.1	3.9	4.6	3.4	3.4
2:VERY MUCH	5.6	3.8	6.8	4.1	8.3	10.0	5.9	4.2	4.3	6.8	4.6	5.1	5.8	5.9	3.0	7.3
3:SOMEWHAT	12.7	7.9	16.2	9.5	10.3	3.2	13.3	10.0	10.7	15.1	10.4	10.8	15.1	12.7	9.5	10.9
4:NOT MUCH	14.2	11.2	10.5	14.7	16.9	9.7	13.3	14.1	13.2	13.9	13.4	13.4	14.4	12.5	15.3	15.0
5:NOT AT ALL	39.6	47.9	39.9	42.7	36.6	46.3	40.2	43.2	38.7	36.3	43.3	42.1	38.6	40.9	45.2	33.9
6:NOT APPLICABLE	20.7	23.1	18.8	22.5	19.6	7.7	19.3	23.4	27.0	20.2	21.6	21.2	21.3	20.5	22.3	28.7
MISSING	3.2	1.9	2.5	2.9	3.8	18.0	3.2	1.7	3.0	3.6	2.6	3.3	1.0	3.0	1.3	0.9
TOTAL PERCENT	100.0	100.0	100.0	100.0	100.0	100.0	100.0	100.0	100.0	100.0	100.0	100.0	100.0	100.0	100.0	100.0

N (Weighted)	A:66045	18938	B:25985	53560	5438	C:1652	43108	34892	5331	D:22534	62449	E:69892	15091	F:52281	25880	5088
N (Unwtd)	A:1355	427	B:569	1090	123	C:30	823	739	190	D:489	1293	E:1464	318	F:1105	539	102
Nmiss (Wtd)	A:N/A		B:N/A			C:N/A				D:N/A		E:N/A		F:1734		
Nmiss(Unwtd)	A:N/A		B:N/A			C:N/A				D:N/A		E:N/A		F:36		

Gender was determined from Q92. Educational status was determined from Q95.
Married = "Married for the first time" and "Remarried;" Not Married = "Single, never married;" and Other = "Legally separated," "Divorced" and "Widowed" (Q97).
Prior service = Respondents who served on active duty in any U.S. military component (Q5). No prior service = All others.
Duty-qualified = Respondents who were awarded the MOS for their current duty position (Q28). Not duty-qualified = All others.
Stay in USAR="Stay to retire"/"Stay beyond oblig.;" Leave at End="Leave after oblig.;" Leave Prior="Leave prior to oblig" (Q84).

1989 Survey of USAR TPU Soldiers
Junior Enlisted Stayers Tabulation Volume

Q52I NON-PROMOTION:POINTS TOO HIGH

	A1 MALE	A2 FEMALE	B1 MARRI-ED	B2 NOT MARRI-ED	B3 OTHER	C1 <THAN HI SCH	C2 HIGH SCHOOL	C3 <THAN COLL	C4 BACH & UP	D1 PRIOR SRV	D2 NO PRIOR SRV	E1 DUTY QUAL	E2 NOT DUTY QUAL	F1 STAY IN USAR	F2 LEAVE AT END	F3 LEAVE PRIOR
1:A GREAT DEAL	4.2	1.2	4.4	2.9	5.9	3.2	5.2	1.8	1.7	3.2	3.7	3.2	5.3	3.7	3.5	3.0
2:VERY MUCH	5.0	2.6	6.1	3.4	7.0	3.2	5.8	3.2	2.7	8.1	3.2	4.5	4.2	4.9	3.4	3.0
3:SOMEWHAT	15.1	12.1	15.7	14.3	9.4	10.3	16.7	12.5	9.7	16.2	13.8	13.5	18.9	13.7	14.9	18.3
4:NOT MUCH	16.2	14.0	13.3	16.7	17.0	13.0	14.8	17.3	13.2	15.1	15.9	15.8	15.2	15.0	17.3	17.6
5:NOT AT ALL	42.6	52.1	45.0	44.7	43.7	44.7	42.7	46.6	49.1	40.5	46.3	46.0	38.8	45.5	45.1	38.2
6:NOT APPLICABLE	13.9	15.7	12.9	15.0	14.9	7.7	11.8	17.1	18.5	14.4	14.3	14.0	16.0	14.6	14.3	16.9
MISSING	2.9	2.4	2.6	2.9	2.1	18.0	2.9	1.5	5.2	2.4	2.9	3.1	1.5	2.6	1.5	3.1
TOTAL PERCENT	100.0	100.0	100.0	100.0	100.0	100.0	100.0	100.0	100.0	100.0	100.0	100.0	100.0	100.0	100.0	100.0

N (Weighted)	A:66045	18938	B:25985	53560	5438	C:1652	43108	34892	5331	D:22534	62449	E:69892	15091	F:52281	25880	5088
N (Unwtd)	A:1355	427	B:569	1090	123	C:30	823	739	190	D:489	1293	E:1464	318	F:1105	539	102
Nmiss (Wtd)	A:N/A		B:N/A			C:N/A				D:N/A		E:N/A		F:1734		
Nmiss(Unwtd)	A:N/A		B:N/A			C:N/A				D:N/A		E:N/A		F:36		

Gender was determined from Q92. Educational status was determined from Q95.
Married = "Married for the first time" and "Remarried;" Not Married = "Single, never married;" and Other = "Legally separated," "Divorced" and "Widowed" (Q97).
Prior service = Respondents who served on active duty in any U.S. military component (Q5). No prior service = All others.
Duty-qualified = Respondents who were awarded the MOS for their current duty position (Q28). Not duty-qualified = All others.
Stay in USAR="Stay to retire"/"Stay beyond oblig.;" Leave at End="Leave after oblig.;" Leave Prior="Leave prior to oblig" (Q84).

1989 Survey of USAR TPU Soldiers
Junior Enlisted Stayers Tabulation Volume

Q52J NON-PROMOTION:NOTHING CLOSE BY

	A1 MALE	A2 FEMALE	B1 MARRI-ED	B2 NOT MARRI-ED	B3 OTHER	C1 <THAN HI SCH	C2 HIGH SCHOOL	C3 <THAN COLL	C4 BACH & UP	D1 PRIOR SRV	D2 NO PRIOR SRV	E1 DUTY QUAL	E2 NOT DUTY QUAL	F1 STAY IN USAR	F2 LEAVE AT END	F3 LEAVE PRIOR
1:A GREAT DEAL	5.8	4.1	8.2	3.9	7.3	3.2	5.8	4.7	7.6	7.3	4.7	5.5	4.9	5.6	5.5	5.1
2:VERY MUCH	5.8	4.7	7.2	4.7	6.3	3.7	6.3	4.7	5.2	7.2	5.0	5.5	5.8	5.9	5.1	4.1
3:SOMEWHAT	11.9	9.5	10.8	12.0	8.3	15.9	13.0	9.6	9.2	13.0	10.8	10.6	14.9	11.9	10.0	16.3
4:NOT MUCH	11.6	9.5	10.0	11.4	13.5	6.8	11.6	11.5	5.9	8.7	12.0	11.2	10.7	10.5	12.5	7.4
5:NOT AT ALL	40.3	45.2	39.7	42.4	39.5	43.3	38.9	43.8	44.5	37.6	42.7	42.2	37.6	41.5	42.6	36.0
6:NOT APPLICABLE	21.7	25.1	21.5	22.9	23.2	9.1	21.4	24.2	23.5	23.8	22.0	22.1	24.1	22.2	22.5	28.1
MISSING	2.9	1.8	2.6	2.9	1.9	18.0	2.9	1.5	4.1	2.4	2.8	2.9	2.0	2.4	1.7	3.1
TOTAL PERCENT	100.0	100.0	100.0	100.0	100.0	100.0	100.0	100.0	100.0	100.0	100.0	100.0	100.0	100.0	100.0	100.0

N (Weighted)	A:66045	18938	B:25985	53560	5438	C:1652	43108	34892	5331	D:22534	62449	E:69892	15091	F:52281	25880	5088
N (Unwtd)	A:1355	427	B:569	1090	123	C:30	823	739	190	D:489	1293	E:1464	318	F:1105	539	102
Nmiss (Wtd)	A:N/A		B:N/A			C:N/A				D:N/A		E:N/A		F:1734		
Nmiss(Unwtd)	A:N/A		B:N/A			C:N/A				D:N/A		E:N/A		F:36		

Gender was determined from Q92. Educational status was determined from Q95.
Married = "Married for the first time" and "Remarried;" Not Married = "Single, never married;" and Other = "Legally separated," "Divorced" and "Widowed" (Q97).
Prior service = Respondents who served on active duty in any U.S. military component (Q5). No prior service = All others.
Duty-qualified = Respondents who were awarded the MOS for their current duty position (Q28). Not duty-qualified = All others.
Stay in USAR="Stay to retire"/"Stay beyond oblig.;" Leave at End="Leave after oblig.;" Leave Prior="Leave prior to oblig" (Q84).

1989 Survey of USAR TPU Soldiers
Junior Enlisted Stayers Tabulation Volume

Q52K NON-PROMOTION:NOT PT OF OLD BOY NET

	A1 MALE	A2 FEMALE	B1 MARRI-ED	B2 NOT MARRI-ED	B3 OTHER	C1 <THAN HI SCH	C2 HIGH SCHOOL	C3 <THAN COLL	C4 BACH & UP	D1 PRIOR SRV	D2 NO PRIOR SRV	E1 DUTY QUAL	E2 NOT DUTY QUAL	F1 STAY IN USAR	F2 LEAVE AT END	F3 LEAVE PRIOR
1:A GREAT DEAL	6.7	7.8	8.3	5.5	14.7	11.6	6.7	6.8	7.8	9.4	6.1	6.5	9.1	6.6	7.0	9.7
2:VERY MUCH	8.1	4.4	7.1	7.0	10.6	9.6	7.2	7.2	7.7	9.5	6.5	7.2	7.5	6.3	8.8	7.3
3:SOMEWHAT	15.7	14.8	16.8	14.9	14.6	17.2	16.0	15.5	10.2	16.4	15.1	14.3	20.9	14.5	15.9	21.4
4:NOT MUCH	12.9	11.7	10.1	14.0	10.9	3.4	12.8	13.3	9.1	11.6	13.0	12.8	11.5	12.3	12.9	16.2
5:NOT AT ALL	38.9	41.2	38.8	40.5	31.7	29.3	39.1	39.8	43.2	34.4	41.2	41.3	30.7	41.1	40.1	24.9
6:NOT APPLICABLE	15.4	18.5	16.9	15.7	15.5	14.1	15.9	16.2	16.9	16.8	15.8	15.4	19.2	17.2	13.8	17.4
MISSING	2.3	1.7	1.9	2.3	1.9	14.8	2.1	1.2	4.1	1.7	2.3	2.3	1.1	1.7	1.3	3.1
MULTIPLE RESP	0.2	0.0	0.2	0.1	0.0	0.0	0.1	0.0	0.9	0.2	0.1	0.1	0.0	0.1	0.2	0.0
TOTAL PERCENT	100.0	100.0	100.0	100.0	100.0	100.0	100.0	100.0	100.0	100.0	100.0	100.0	100.0	100.0	100.0	100.0

N (Weighted)	A:66045	18938	B:25985	53560	5438	C:1652	43108	34892	5331	D:22534	62449	E:69892	15091	F:52281	25880	5088
N (Unwtd)	A:1355	427	B:569	1090	123	C:30	823	739	190	D:489	1293	E:1464	318	F:1105	539	102
Nmiss (Wtd)	A:N/A		B:N/A			C:N/A				D:N/A		E:N/A		F:1734		
Nmiss(Unwtd)	A:N/A		B:N/A			C:N/A				D:N/A		E:N/A		F:36		

Gender was determined from Q92. Educational status was determined from Q95.
Married = "Married for the first time" and "Remarried;" Not Married = "Single, never married;" and Other = "Legally separated," "Divorced" and "Widowed" (Q97).
Prior service = Respondents who served on active duty in any U.S. military component (Q5). No prior service = All others.
Duty-qualified = Respondents who were awarded the MOS for their current duty position (Q28). Not duty-qualified = All others.
Stay in USAR="Stay to retire"/"Stay beyond oblig.;" Leave at End="Leave after oblig.;" Leave Prior="Leave prior to oblig" (Q84).

1989 Survey of USAR TPU Soldiers
Junior Enlisted Stayers Tabulation Volume

Q52L NON-PROMOTION:NO EXTRA UNPAID DUTY

	A1 MALE	A2 FEMALE	B1 MARRI-ED	B2 NOT MARRI-ED	B3 OTHER	C1 <THAN HI SCH	C2 HIGH SCHOOL	C3 <THAN COLL	C4 BACH & UP	D1 PRIOR SRV	D2 NO PRIOR SRV	E1 DUTY QUAL	E2 NOT DUTY QUAL	F1 STAY IN USAR	F2 LEAVE AT END	F3 LEAVE PRIOR
1:A GREAT DEAL	3.0	2.8	3.1	2.7	5.0	3.4	3.4	2.5	2.6	4.2	2.5	2.8	3.5	2.5	3.8	3.6
2:VERY MUCH	5.3	2.5	5.8	4.1	5.7	6.4	5.4	4.2	1.7	6.4	4.1	4.1	7.7	4.7	4.6	4.1
3:SOMEWHAT	12.5	7.0	12.3	10.9	10.7	8.3	11.3	11.4	11.6	10.3	11.7	10.8	13.6	10.0	12.5	16.9
4:NOT MUCH	14.7	14.9	11.5	16.0	17.7	16.3	15.1	14.7	11.6	11.5	15.9	14.9	13.9	14.4	16.5	13.5
5:NOT AT ALL	44.4	50.2	47.6	45.6	37.8	36.8	44.1	47.8	47.7	44.3	46.2	47.3	38.4	46.9	45.8	37.1
6:NOT APPLICABLE	17.3	20.3	17.4	18.0	20.3	10.9	18.2	17.4	21.9	20.6	17.0	17.2	21.4	18.9	15.3	22.7
MISSING	2.7	2.2	2.3	2.8	2.8	18.0	2.6	1.9	2.8	2.7	2.6	2.9	1.4	2.6	1.4	2.1
TOTAL PERCENT	100.0	100.0	100.0	100.0	100.0	100.0	100.0	100.0	100.0	100.0	100.0	100.0	100.0	100.0	100.0	100.0

N (Weighted)	A:66045	18938	B:25985	53560	5438	C:1652	43108	34892	5331	D:22534	62449	E:69892	15091	F:52281	25880	5088
N (Unwtd)	A:1355	427	B:569	1090	123	C:30	823	739	190	D:489	1293	E:1464	318	F:1105	539	102
Nmiss (Wtd)	A:N/A		B:N/A			C:N/A				D:N/A		E:N/A		F:1734		
Nmiss(Unwtd)	A:N/A		B:N/A			C:N/A				D:N/A		E:N/A		F:36		

Gender was determined from Q92. Educational status was determined from Q95.
Married = "Married for the first time" and "Remarried;" Not Married = "Single, never married;" and Other = "Legally separated," "Divorced" and "Widowed" (Q97).
Prior service = Respondents who served on active duty in any U.S. military component (Q5). No prior service = All others.
Duty-qualified = Respondents who were awarded the MOS for their current duty position (Q28). Not duty-qualified = All others.
Stay in USAR="Stay to retire"/"Stay beyond oblig.;" Leave at End="Leave after oblig.;" Leave Prior="Leave prior to oblig" (Q84).

1989 Survey of USAR TPU Soldiers
Junior Enlisted Stayers Tabulation Volume

Q52M NON-PROMOTION:SHORT LENGTH IN UNIT

	A1 MALE	A2 FEMALE	B1 MARRI-ED	B2 NOT MARRI-ED	B3 OTHER	C1 <THAN HI SCH	C2 HIGH SCHOOL	C3 <THAN COLL	C4 BACH & UP	D1 PRIOR SRV	D2 NO PRIOR SRV	E1 DUTY QUAL	E2 NOT DUTY QUAL	F1 STAY IN USAR	F2 LEAVE AT END	F3 LEAVE PRIOR
1:A GREAT DEAL	3.9	4.1	4.5	3.5	5.4	0.5	4.3	3.8	2.7	4.1	3.9	3.8	4.7	3.9	3.6	7.8
2:VERY MUCH	5.3	4.5	5.1	5.4	2.7	6.4	5.3	4.9	4.8	5.4	5.0	5.0	5.9	4.9	4.9	7.7
3:SOMEWHAT	12.6	10.9	10.2	13.7	6.6	12.9	11.7	13.0	10.8	10.1	12.9	11.1	17.3	11.7	12.8	14.9
4:NOT MUCH	13.1	9.7	10.3	13.4	12.3	0.0	12.4	12.8	12.7	8.1	13.9	12.5	11.9	11.0	15.4	12.4
5:NOT AT ALL	47.6	53.1	51.8	47.1	51.2	48.1	49.4	48.3	47.9	52.5	47.5	50.3	41.6	50.2	48.0	41.2
6:NOT APPLICABLE	14.7	16.5	15.0	14.7	18.9	14.1	14.0	15.9	18.3	17.0	14.4	14.6	17.2	15.9	13.5	16.1
MISSING	2.6	1.1	2.5	2.1	2.8	18.0	2.5	1.2	2.8	2.5	2.2	2.5	1.4	2.2	1.5	0.0
MULTIPLE RESP	0.2	0.3	0.5	0.1	0.0	0.0	0.3	0.2	0.0	0.3	0.2	0.3	0.0	0.2	0.2	0.0
TOTAL PERCENT	100.0	100.0	100.0	100.0	100.0	100.0	100.0	100.0	100.0	100.0	100.0	100.0	100.0	100.0	100.0	100.0

N (Weighted)	A:66045	18938	B:25985	53560	5438	C:1652	43108	34892	5331	D:22534	62449	E:69892	15091	F:52281	25880	5088
N (Unwtd)	A:1355	427	B:569	1090	123	C:30	823	739	190	D:489	1293	E:1464	318	F:1105	539	102
Nmiss (Wtd)	A:N/A		B:N/A			C:N/A				D:N/A		E:N/A		F:1734		
Nmiss(Unwtd)	A:N/A		B:N/A			C:N/A				D:N/A		E:N/A		F:36		

Gender was determined from Q92. Educational status was determined from Q95.
Married = "Married for the first time" and "Remarried;" Not Married = "Single, never married;" and Other = "Legally separated," "Divorced" and "Widowed" (Q97).
Prior service = Respondents who served on active duty in any U.S. military component (Q5). No prior service = All others.
Duty-qualified = Respondents who were awarded the MOS for their current duty position (Q28). Not duty-qualified = All others.
Stay in USAR="Stay to retire"/"Stay beyond oblig.;" Leave at End="Leave after oblig.;" Leave Prior="Leave prior to oblig" (Q84).

1989 Survey of USAR TPU Soldiers
Junior Enlisted Stayers Tabulation Volume

Q52N NON-PROMOTION:RACIAL DISCRIMINATION

	A1 MALE	A2 FEMALE	B1 MARRI-ED	B2 NOT MARRI-ED	B3 OTHER	C1 <THAN HI SCH	C2 HIGH SCHOOL	C3 <THAN COLL	C4 BACH & UP	D1 PRIOR SRV	D2 NO PRIOR SRV	E1 DUTY QUAL	E2 NOT DUTY QUAL	F1 STAY IN USAR	F2 LEAVE AT END	F3 LEAVE PRIOR
1:A GREAT DEAL	2.7	4.5	3.2	2.4	8.8	3.4	3.3	3.0	1.0	3.4	2.9	2.7	5.0	2.8	3.4	4.8
2:VERY MUCH	3.3	3.6	3.0	3.2	6.5	0.5	4.4	2.2	3.6	5.4	2.6	3.2	4.3	3.8	2.1	2.1
3:SOMEWHAT	7.8	6.8	8.9	7.2	5.1	3.2	8.0	7.2	7.6	9.9	6.8	6.5	12.4	8.5	4.7	14.4
4:NOT MUCH	8.0	5.8	7.0	7.8	6.6	3.2	7.7	7.9	4.2	6.2	7.9	7.4	7.9	7.1	8.4	6.0
5:NOT AT ALL	54.6	56.0	55.2	55.2	50.3	54.5	54.4	55.6	55.1	52.4	55.8	57.0	45.2	54.1	57.9	52.5
6:NOT APPLICABLE	20.7	21.9	19.8	21.6	20.4	17.2	19.6	22.3	24.4	20.5	21.1	20.4	23.5	20.9	22.0	19.1
MISSING	3.0	1.4	2.9	2.6	2.2	18.0	2.6	1.8	4.1	2.2	2.8	2.8	1.8	2.8	1.4	1.0
TOTAL PERCENT	100.0	100.0	100.0	100.0	100.0	100.0	100.0	100.0	100.0	100.0	100.0	100.0	100.0	100.0	100.0	100.0

N (Weighted)	A:66045	18938	B:25985	53560	5438	C:1652	43108	34892	5331	D:22534	62449	E:69892	15091	F:52281	25880	5088
N (Unwtd)	A:1355	427	B:569	1090	123	C:30	823	739	190	D:489	1293	E:1464	318	F:1105	539	102
Nmiss (Wtd)	A:N/A		B:N/A			C:N/A				D:N/A		E:N/A		F:1734		
Nmiss(Unwtd)	A:N/A		B:N/A			C:N/A				D:N/A		E:N/A		F:36		

Gender was determined from Q92. Educational status was determined from Q9[illegible].
Married = "Married for the first time" and "Remarried;" Not Married = "Sing[illegible], never married;" and Other = "Legally separated," "Divorced" and "Widowed" (Q97).
Prior service = Respondents who served on active duty in any U.S. military c[illegible]mponent (Q5). No prior service = All others.
Duty-qualified = Respondents who were awarded the MOS for their current duty [illegible]osition (Q28). Not duty-qualified = All others.
Stay in USAR="Stay to retire"/"Stay beyond oblig.;" Leave at End="Leave afte[illegible] oblig.;" Leave Prior="Leave prior to oblig" (Q84).

1989 Survey of USAR TPU Soldiers
Junior Enlisted Stayers Tabulation Volume

Q520 NON-PROMOTION:SEXUAL HARRASSMENT

	A1 MALE	A2 FEMALE	B1 MARRI-ED	B2 NOT MARRI-ED	B3 OTHER	C1 <THAN HI SCH	C2 HIGH SCHOOL	C3 <THAN COLL	C4 BACH & UP	D1 PRIOR SRV	D2 NO PRIOR SRV	E1 DUTY QUAL	E2 NOT DUTY QUAL	F1 STAY IN USAR	F2 LEAVE AT END	F3 LEAVE PRIOR
1:A GREAT DEAL	1.7	1.7	1.7	1.5	3.2	0.0	2.3	1.3	0.3	1.3	1.9	1.4	3.3	1.8	1.5	1.0
2:VERY MUCH	1.8	1.4	2.0	1.2	5.4	0.5	2.3	1.2	0.4	3.3	1.1	1.5	2.5	1.9	1.0	0.0
3:SOMEWHAT	5.6	5.7	6.6	5.4	4.0	6.4	6.9	4.0	5.9	6.3	5.4	4.9	9.1	6.1	3.9	9.4
4:NOT MUCH	6.3	6.0	6.1	6.4	4.3	0.0	5.7	7.7	2.9	4.4	6.9	5.8	8.1	5.4	8.1	6.0
5:NOT AT ALL	57.9	61.1	59.1	58.6	56.3	54.5	57.8	60.2	56.2	58.4	58.7	60.4	50.3	58.6	60.9	55.7
6:NOT APPLICABLE	23.6	22.8	21.5	24.2	25.0	16.1	22.5	23.8	30.7	23.3	23.5	23.1	25.1	23.4	23.2	27.9
MISSING	3.0	1.3	2.9	2.5	1.9	22.5	2.5	1.6	3.5	3.0	2.5	2.8	1.6	2.7	1.4	0.0
MULTIPLE RESP	0.1	0.0	0.0	0.1	0.0	0.0	0.0	0.2	0.0	0.0	0.1	0.1	0.0	0.1	0.0	0.0
TOTAL PERCENT	100.0	100.0	100.0	100.0	100.0	100.0	100.0	100.0	100.0	100.0	100.0	100.0	100.0	100.0	100.0	100.0

N (Weighted)	A:66045	18938	B:25985	53560	5438	C:1652	43108	34892	5331	D:22534	62449	E:69892	15091	F:52281	25980	5088
N (Unwtd)	A:1355	427	B:569	1090	123	C:30	823	739	190	D:489	1293	E:1464	318	F:1105	539	102
Nmiss (Wtd)	A:N/A		B:N/A			C:N/A				D:N/A		E:N/A		F:1734		
Nmiss(Unwtd)	A:N/A		B:N/A			C:N/A				D:N/A		E:N/A		F:36		

Gender was determined from Q92. Educational status was determined from Q95.
Married = "Married for the first time" and "Remarried;" Not Married = "Single, never married;" and Other = "Legally separated," "Divorced" and "Widowed" (Q97).
Prior service = Respondents who served on active duty in any U.S. military component (Q5). No prior service = All others.
Duty-qualified = Respondents who were awarded the MOS for their current duty position (Q28). Not duty-qualified = All others.
Stay in USAR="Stay to retire"/"Stay beyond oblig.;" Leave at End="Leave after oblig.;" Leave Prior="Leave prior to oblig" (Q84).

1989 Survey of USAR TPU Soldiers
Junior Enlisted Stayers Tabulation Volume

Q53A PROMOTION REQMTS:MOS-QUALIFIED

	A1 MALE	A2 FEMALE	B1 MARRI-ED	B2 NOT MARRI-ED	B3 OTHER	C1 <THAN HI SCH	C2 HIGH SCHOOL	C3 <THAN COLL	C4 BACH & UP	D1 PRIOR SRV	D2 NO PRIOR SRV	E1 DUTY QUAL	E2 NOT DUTY QUAL	F1 STAY IN USAR	F2 LEAVE AT END	F3 LEAVE PRIOR
1:VERY EASY	39.8	39.0	38.3	39.7	45.4	29.0	36.3	43.9	42.1	37.5	40.4	43.5	21.8	40.7	37.5	43.5
2:EASY	26.9	27.3	28.1	26.7	24.2	28.7	28.2	26.1	22.2	24.0	28.0	27.4	24.7	25.5	30.1	25.7
3:EASY NOR DIFF	19.4	18.9	19.2	19.6	17.3	16.6	21.5	16.6	20.1	20.4	18.9	18.2	24.4	19.7	19.5	15.0
4:DIFFICULT	5.3	4.5	6.5	4.6	3.9	6.4	5.7	4.8	2.8	7.2	4.4	3.5	12.9	5.7	4.6	3.9
5:VERY DIFFICULT	2.9	2.3	4.1	2.1	2.7	3.2	3.1	1.9	4.8	4.8	2.0	1.6	7.9	2.5	2.7	6.3
6:NOT APPLICABLE	4.6	6.5	3.3	5.9	4.6	4.5	4.2	5.9	6.0	4.6	5.2	4.5	7.4	5.0	5.0	5.6
MISSING	1.0	1.1	0.5	1.2	1.9	11.6	0.8	0.7	2.0	1.3	1.0	1.2	0.3	0.6	0.7	0.0
MULTIPLE RESP	0.1	0.3	0.0	0.2	0.0	0.0	0.2	0.0	0.0	0.2	0.1	0.0	0.7	0.2	0.0	0.0
TOTAL PERCENT	100.0	100.0	100.0	100.0	100.0	100.0	100.0	100.0	100.0	100.0	100.0	100.0	100.0	100.0	100.0	100.0

N (Weighted)	A:66045	18938	B:25985	53560	5438	C:1652	43108	34892	5331	D:22534	62449	E:69892	15091	F:52281	25880	5088
N (Unwtd)	A:1355	427	B:569	1090	123	C:30	823	739	190	D:489	1293	E:1464	318	F:1105	539	102
Nmiss (Wtd)	A:N/A		B:N/A			C:N/A				D:N/A		E:N/A		F:1734		
Nmiss(Unwtd)	A:N/A		B:N/A			C:N/A				D:N/A		E:N/A		F:36		

Gender was determined from Q92. Educational status was determined from Q95.
Married = "Married for the first time" and "Remarried;" Not Married = "Single, never married;" and Other = "Legally separated," "Divorced" and "Widowed" (Q97).
Prior service = Respondents who served on active duty in any U.S. military component (Q5). No prior service = All others.
Duty-qualified = Respondents who were awarded the MOS for their current duty position (Q28). Not duty-qualified = All others.
Stay in USAR="Stay to retire"/"Stay beyond oblig.;" Leave at End="Leave after oblig.;" Leave Prior="Leave prior to oblig" (Q84).

1989 Survey of USAR TPU Soldiers
Junior Enlisted Stayers Tabulation Volume

Q53B PROMOTION REQMTS:MILITARY EDUCATION

	A1 MALE	A2 FEMALE	B1 MARRI-ED	B2 NOT MARRI-ED	B3 OTHER	C1 <THAN HI SCH	C2 HIGH SCHOOL	C3 <THAN COLL	C4 BACH & UP	D1 PRIOR SRV	D2 NO PRIOR SRV	E1 DUTY QUAL	E2 NOT DUTY QUAL	F1 STAY IN USAR	F2 LEAVE AT END	F3 LEAVE PRIOR
1:VERY EASY	26.9	22.5	26.0	25.8	27.3	19.0	20.5	32.4	29.7	26.3	25.8	27.5	18.8	27.5	22.2	30.9
2:EASY	31.1	31.3	30.6	31.5	31.2	23.6	32.1	30.8	28.5	28.6	32.1	32.4	25.4	30.7	33.3	25.1
3:EASY NOR DIFF	27.4	30.9	27.7	28.6	26.2	22.1	32.4	24.2	22.3	28.2	28.2	26.8	34.8	27.9	29.9	27.1
4:DIFFICULT	6.8	5.7	8.0	5.7	7.8	9.6	6.6	5.9	9.2	6.5	6.6	5.7	10.4	6.3	6.6	8.8
5:VERY DIFFICULT	2.3	2.3	2.9	2.0	2.2	10.9	2.2	2.1	1.3	4.2	1.6	1.9	4.2	2.4	2.6	0.4
6:NOT APPLICABLE	3.8	5.6	3.9	4.4	3.4	0.0	4.4	3.9	4.9	4.3	4.1	3.9	5.4	4.1	4.4	3.8
MISSING	1.7	1.6	0.9	2.1	1.9	14.8	1.8	0.7	3.9	2.0	1.6	1.9	1.0	1.1	1.1	4.0
TOTAL PERCENT	100.0	100.0	100.0	100.0	100.0	100.0	100.0	100.0	100.0	100.0	100.0	100.0	100.0	100.0	100.0	100.0

N (Weighted)	A:66045	18938	B:25985	53560	5438	C:1652	43108	34892	5331	D:22534	62449	E:69892	15091	F:52281	25880	5088
N (Unwtd)	A:1355	427	B:569	1090	123	C:30	823	739	190	D:489	1293	E:1464	318	F:1105	539	102
Nmiss (Wtd)	A:N/A		B:N/A			C:N/A				D:N/A		E:N/A		F:1734		
Nmiss(Unwtd)	A:N/A		B:N/A			C:N/A				D:N/A		E:N/A		F:36		

Gender was determined from Q92. Educational status was determined from Q95.
Married = "Married for the first time" and "Remarried;" Not Married = "Single, never married;" and Other = "Legally separated," "Divorced" and "Widowed" (Q97).
Prior service = Respondents who served on active duty in any U.S. military component (Q5). No prior service = All others.
Duty-qualified = Respondents who were awarded the MOS for their current duty position (Q28). Not duty-qualified = All others.
Stay in USAR="Stay to retire"/"Stay beyond oblig.;" Leave at End="Leave after oblig.;" Leave Prior="Leave prior to oblig" (Q84).

1989 Survey of USAR TPU Soldiers
Junior Enlisted Stayers Tabulation Volume

Q53C PROMOTION REQMTS:CIVILIAN EDUCATION

	A1 MALE	A2 FEMALE	B1 MARRI-ED	B2 NOT MARRI-ED	B3 OTHER	C1 <THAN HI SCH	C2 HIGH SCHOOL	C3 <THAN COLL	C4 BACH & UP	D1 PRIOR SRV	D2 NO PRIOR SRV	E1 DUTY QUAL	E2 NOT DUTY QUAL	F1 STAY IN USAR	F2 LEAVE AT END	F3 LEAVE PRIOR
1:VERY EASY	30.7	28.7	28.2	30.9	33.7	14.8	21.2	39.3	49.4	30.0	30.3	31.5	24.4	30.3	31.0	30.3
2:EASY	29.6	31.0	27.8	30.9	29.6	16.5	31.5	29.9	20.8	27.1	30.9	31.1	24.4	29.7	31.0	25.1
3:EASY NOR DIFF	23.2	24.4	25.0	22.7	23.6	25.3	28.1	19.4	12.3	23.9	23.3	22.5	27.8	23.5	23.4	26.9
4:DIFFICULT	5.4	6.3	6.2	5.4	4.8	12.9	7.7	3.1	2.6	6.2	5.4	4.9	9.2	6.3	4.9	3.0
5:VERY DIFFICULT	2.3	1.1	3.4	1.4	1.8	12.2	2.6	0.9	1.6	3.7	1.4	1.8	2.8	1.9	1.6	4.5
6:NOT APPLICABLE	7.3	7.1	8.2	6.9	5.7	3.4	7.4	6.7	10.4	7.5	7.1	6.5	10.7	7.4	7.2	7.2
MISSING	1.5	1.3	1.2	1.6	0.9	14.8	1.5	0.5	2.9	1.6	1.4	1.6	0.7	0.8	0.9	3.0
MULTIPLE RESP	0.1	0.0	0.0	0.1	0.0	0.0	0.0	0.2	0.0	0.0	0.1	0.1	0.0	0.1	0.0	0.0
TOTAL PERCENT	100.0	100.0	100.0	100.0	100.0	100.0	100.0	100.0	100.0	100.0	100.0	100.0	100.0	100.0	100.0	100.0

N (Weighted)	A:66045	18938	B:25985	53560	5438	C:1652	43108	34892	5331	D:22534	62449	E:69892	15091	F:52281	25880	5088
N (Unwtd)	A:1355	427	B:569	1090	123	C:30	823	739	190	D:489	1293	E:1464	318	F:1105	539	102
Nmiss (Wtd)	A:N/A		B:N/A			C:N/A				D:N/A		E:N/A		F:1734		
Nmiss(Unwtd)	A:N/A		B:N/A			C:N/A				D:N/A		E:N/A		F:36		

Gender was determined from Q92. Educational status was determined from Q95.
Married = "Married for the first time" and "Remarried;" Not Married = "Single, never married;" and Other = "Legally separated," "Divorced" and "Widowed" (Q97).
Prior service = Respondents who served on active duty in any U.S. military component (Q5). No prior service = All others.
Duty-qualified = Respondents who were awarded the MOS for their current duty position (Q28). Not duty-qualified = All others.
Stay in USAR="Stay to retire"/"Stay beyond oblig.;" Leave at End="Leave after oblig.;" Leave Prior="Leave prior to oblig" (Q84).

1989 Survey of USAR TPU Soldiers
Junior Enlisted Stayers Tabulation Volume

Q53D PROMOTION REQMTS:SQT SCORE

	A1 MALE	A2 FEMALE	B1 MARRI-ED	B2 NOT MARRI-ED	B3 OTHER	C1 <THAN HI SCH	C2 HIGH SCHOOL	C3 <THAN COLL	C4 BACH & UP	D1 PRIOR SRV	D2 NO PRIOR SRV	E1 DUTY QUAL	E2 NOT DUTY QUAL	F1 STAY IN USAR	F2 LEAVE AT END	F3 LEAVE PRIOR
1:VERY EASY	19.2	12.8	15.9	18.8	16.8	11.3	15.0	20.8	22.5	19.2	17.3	19.0	11.9	19.6	15.2	15.6
2:EASY	27.9	22.7	30.1	25.2	26.4	23.8	27.4	26.2	25.9	29.9	25.6	27.0	25.4	27.4	26.0	24.1
3:EASY NOR DIFF	28.4	35.7	30.3	29.7	31.8	40.0	32.5	27.3	25.2	26.5	31.3	29.1	34.4	29.2	31.2	36.5
4:DIFFICULT	10.2	10.6	11.0	10.0	8.8	3.2	10.5	11.0	6.2	10.9	10.0	9.7	12.8	9.2	13.1	9.7
5:VERY DIFFICULT	3.8	4.7	5.1	3.5	3.9	0.5	4.2	3.9	4.4	5.1	3.6	4.0	4.3	3.8	4.2	3.9
6:NOT APPLICABLE	8.9	12.4	6.6	11.2	10.4	3.2	9.2	10.2	13.2	7.2	10.6	9.6	10.5	9.8	9.7	8.2
MISSING	1.5	1.1	0.9	1.6	1.9	18.0	1.2	0.7	2.6	1.1	1.5	1.6	0.7	1.1	0.6	2.0
TOTAL PERCENT	100.0	100.0	100.0	100.0	100.0	100.0	100.0	100.0	100.0	100.0	100.0	100.0	100.0	100.0	100.0	100.0

N (Weighted)	A:66045	18938	B:25985	53560	5438	C:1652	43108	34892	5331	D:22534	62449	E:69892	15091	F:52281	25880	5088
N (Unwtd)	A:1355	427	B:569	1090	123	C:30	823	739	190	D:489	1293	E:1464	318	F:1105	539	102
Nmiss (Wtd)	A:N/A		B:N/A			C:N/A				D:N/A		E:N/A		F:1734		
Nmiss(Unwtd)	A:N/A		B:N/A			C:N/A				D:N/A		E:N/A		F:36		

Gender was determined from Q92. Educational status was determined from Q95.
Married = "Married for the first time" and "Remarried;" Not Married = "Single, never married;" and Other = "Legally separated," "Divorced" and "Widowed" (Q97).
Prior service = Respondents who served on active duty in any U.S. military component (Q5). No prior service = All others.
Duty-qualified = Respondents who were awarded the MOS for their current duty position (Q28). Not duty-qualified = All others.
Stay in USAR="Stay to retire"/"Stay beyond oblig.;" Leave at End="Leave after oblig.;" Leave Prior="Leave prior to oblig" (Q84).

1989 Survey of USAR TPU Soldiers
Junior Enlisted Stayers Tabulation Volume

Q53E PROMOTION REQMTS:PHYSICAL FITNESS

	A1 MALE	A2 FEMALE	B1 MARRI-ED	B2 NOT MARRI-ED	B3 OTHER	C1 <THAN HI SCH	C2 HIGH SCHOOL	C3 <THAN COLL	C4 BACH & UP	D1 PRIOR SRV	D2 NO PRIOR SRV	E1 DUTY QUAL	E2 NOT DUTY QUAL	F1 STAY IN USAR	F2 LEAVE AT END	F3 LEAVE PRIOR
1:VERY EASY	25.6	22.0	21.8	25.3	34.3	15.6	23.2	26.9	26.9	25.3	24.6	24.6	25.7	25.9	22.5	27.9
2:EASY	31.8	30.5	30.3	33.3	20.2	26.6	33.8	29.8	25.8	30.8	31.8	32.4	27.6	32.3	31.0	28.0
3:EASY NOR DIFF	27.1	26.5	30.3	25.7	24.3	25.9	27.6	26.8	23.6	27.3	26.9	26.6	29.0	26.3	29.4	25.2
4:DIFFICULT	8.5	13.7	9.8	9.1	14.0	6.2	8.1	11.4	11.5	9.2	9.8	9.5	10.4	8.8	10.7	12.4
5:VERY DIFFICULT	2.9	4.1	3.9	2.9	2.8	0.0	3.6	2.7	4.0	2.6	3.4	3.3	2.6	2.8	3.9	2.5
6:NOT APPLICABLE	2.5	2.4	3.0	2.2	2.5	7.7	2.1	2.1	6.1	3.5	2.1	2.1	4.0	3.0	1.5	3.0
MISSING	1.5	0.8	0.9	1.5	1.9	18.0	1.5	0.4	2.0	1.3	1.4	1.5	0.7	0.8	0.9	1.0
TOTAL PERCENT	100.0	100.0	100.0	100.0	100.0	100.0	100.0	100.0	100.0	100.0	100.0	100.0	100.0	100.0	100.0	100.0

N (Weighted) A:66045 18938 B:25985 53560 5438 C:1652 43108 34892 5331 D:22534 62449 E:69892 15091 F:52281 25880 5088
N (Unwtd) A:1355 427 B:569 1090 123 C:30 823 739 190 D:489 1293 E:1464 318 F:1105 539 102
Nmiss (Wtd) A:N/A B:N/A C:N/A D:N/A E:N/A F:1734
Nmiss(Unwtd) A:N/A B:N/A C:N/A D:N/A E:N/A F:36

Gender was determined from Q92. Educational status was determined from Q95.
Married = "Married for the first time" and "Remarried;" Not Married = "Single, never married;" and Other = "Legally separated," "Divorced" and "Widowed" (Q97).
Prior service = Respondents who served on active duty in any U.S. military component (Q5). No prior service = All others.
Duty-qualified = Respondents who were awarded the MOS for their current duty position (Q28). Not duty-qualified = All others.
Stay in USAR="Stay to retire"/"Stay beyond oblig.;" Leave at End="Leave after oblig.;" Leave Prior="Leave prior to oblig" (Q84).

1989 Survey of USAR TPU Soldiers
Junior Enlisted Stayers Tabulation Volume

Q53F PROMOTION REQMTS:WEAPONS QUALIFICAT

	A1 MALE	A2 FEMALE	B1 MARRI-ED	B2 NOT MARRI-ED	B3 OTHER	C1 <THAN HI SCH	C2 HIGH SCHOOL	C3 <THAN COLL	C4 BACH & UP	D1 PRIOR SRV	D2 NO PRIOR SRV	E1 DUTY QUAL	E2 NOT DUTY QUAL	F1 STAY IN USAR	F2 LEAVE AT END	F3 LEAVE PRIOR
1:VERY EASY	28.6	15.6	27.2	24.2	33.6	18.8	25.8	25.5	27.8	31.3	23.7	25.8	25.3	28.4	20.8	26.9
2:EASY	37.9	35.3	37.6	37.7	32.3	32.2	38.9	37.1	27.9	32.3	39.2	38.1	33.7	37.0	39.6	32.5
3:EASY NOR DIFF	23.4	32.2	25.2	25.8	21.9	16.7	26.9	24.0	24.7	24.9	25.5	24.7	28.5	24.0	27.9	29.1
4:DIFFICULT	4.2	8.4	4.5	5.5	4.0	3.2	3.5	7.2	4.3	4.6	5.3	5.0	5.5	4.7	5.9	4.1
5:VERY DIFFICULT	1.1	2.9	1.3	1.6	2.5	0.0	1.4	1.6	2.8	1.6	1.5	1.5	1.8	1.4	1.9	1.2
6:NOT APPLICABLE	2.9	4.7	3.1	3.2	4.8	4.5	2.2	3.8	8.8	4.0	3.1	3.0	4.6	3.6	3.0	3.3
MISSING	1.8	0.9	1.2	1.9	0.9	24.6	1.2	0.7	2.6	1.3	1.7	1.8	0.7	0.8	1.0	3.0
MULTIPLE RESP	0.1	0.0	0.0	0.1	0.0	0.0	0.0	0.2	0.0	0.0	0.1	0.1	0.0	0.1	0.0	0.0
TOTAL PERCENT	100.0	100.0	100.0	100.0	100.0	100.0	100.0	100.0	100.0	100.0	100.0	100.0	100.0	100.0	100.0	100.0

N (Weighted)	A:66045	18938	B:25985	53560	5438	C:1652	43108	34892	5331	D:22534	62449	E:69892	15091	F:52281	25880	5088
N (Unwtd)	A:1355	427	B:569	1090	123	C:30	823	739	190	D:489	1293	E:1434	318	F:1105	539	102
Nmiss (Wtd)	A:N/A		B:N/A			C:N/A				D:N/A		E:N/A		F:1734		
Nmiss(Unwtd)	A:N/A		B:N/A			C:N/A				D:N/A		E:N/A		F:36		

Gender was determined from Q92. Educational status was determined from Q95.
Married = "Married for the first time" and "Remarried;" Not Married = "Single, never married;" and Other = "Legally separated," "Divorced" and "Widowed" (Q97).
Prior service = Respondents who served on active duty in any U.S. military component (Q5). No prior service = All others.
Duty-qualified = Respondents who were awarded the MOS for their current duty position (Q28). Not duty-qualified = All others.
Stay in USAR="Stay to retire"/"Stay beyond oblig.;" Leave at End="Leave after oblig.;" Leave Prior="Leave prior to oblig" (Q84).

1989 Survey of USAR TPU Soldiers
Junior Enlisted Stayers Tabulation Volume

Q53G PROMOTION REQMTS:SECURITY CLEARANCE

	A1 MALE	A2 FEMALE	B1 MARRI-ED	B2 NOT MARRI-ED	B3 OTHER	C1 <THAN HI SCH	C2 HIGH SCHOOL	C3 <THAN COLL	C4 BACH & UP	D1 PRIOR SRV	D2 NO PRIOR SRV	E1 DUTY QUAL	E2 NOT DUTY QUAL	F1 STAY IN USAR	F2 LEAVE AT END	F3 LEAVE PRIOR
1:VERY EASY	23.5	18.3	22.4	20.7	38.3	14.3	21.2	22.5	33.1	28.6	20.1	22.5	21.4	23.8	19.6	25.5
2:EASY	25.6	24.5	25.1	25.8	21.7	23.0	24.9	26.6	20.8	23.9	25.9	25.7	23.6	26.4	24.8	19.5
3:EASY NOR DIFF	23.2	21.2	26.0	22.1	13.9	19.3	25.4	20.5	17.2	22.3	22.9	22.4	24.2	22.3	22.9	25.8
4:DIFFICULT	4.9	4.4	4.2	5.2	3.7	3.2	4.9	4.9	3.9	4.0	5.1	4.6	5.5	4.9	4.9	4.9
5:VERY DIFFICULT	2.8	1.6	3.2	2.3	1.9	0.0	2.5	2.7	2.6	3.6	2.2	2.7	2.0	2.5	2.8	1.2
6:NOT APPLICABLE	18.3	28.4	17.8	22.0	18.6	22.2	19.4	22.0	19.3	16.0	22.1	20.0	22.7	19.0	24.0	20.1
MISSING	1.8	1.3	1.3	1.8	1.9	18.0	1.7	0.7	3.0	1.6	1.7	1.9	0.7	1.2	0.8	2.0
MULTIPLE RESP	0.0	0.3	0.0	0.1	0.0	0.0	0.0	0.1	0.0	0.0	0.1	0.1	0.0	0.0	0.2	0.0
TOTAL PERCENT	100.0	100.0	100.0	100.0	100.0	100.0	100.0	100.0	100.0	100.0	100.0	100.0	100.0	100.0	100.0	100.0

N (Weighted)	A:66045	18938	B:25985	53560	5438	C:1652	43108	34892	5331	D:22534	62449	E:69892	15091	F:52281	25880	5088
N (Unwtd)	A:1355	427	B:569	1090	123	C:30	823	739	190	D:489	1293	E:1464	318	F:1105	539	102
Nmiss (Wtd)	A:N/A		B:N/A			C:N/A				D:N/A		E:N/A		F:1734		
Nmiss(Unwtd)	A:N/A		B:N/A			C:N/A				D:N/A		E:N/A		F:36		

Gender was determined from Q92. Educational status was determined from Q95.
Married = "Married for the first time" and "Remarried;" Not Married = "Single, never married;" and Other = "Legally separated," "Divorced" and "Widowed" (Q97).
Prior service = Respondents who served on active duty in any U.S. military component (Q5). No prior service = All others.
Duty-qualified = Respondents who were awarded the MOS for their current duty position (Q28). Not duty-qualified = All others.
Stay in USAR="Stay to retire"/"Stay beyond oblig.;" Leave at End="Leave after oblig.;" Leave Prior="Leave prior to oblig" (Q84).

1989 Survey of USAR TPU Soldiers
Junior Enlisted Stayers Tabulation Volume

Q53H PROMOTION REQMTS:AWARDS/ACHIEVEMNTS

	A1 MALE	A2 FEMALE	B1 MARRI-ED	B2 NOT MARRI-ED	B3 OTHER	C1 <THAN HI SCH	C2 HIGH SCHOOL	C3 <THAN COLL	C4 BACH & UP	D1 PRIOR SRV	D2 NO PRIOR SRV	E1 DUTY QUAL	E2 NOT DUTY QUAL	F1 STAY IN USAR	F2 LEAVE AT END	F3 LEAVE PRIOR
1:VERY EASY	12.3	10.1	12.1	11.2	16.1	8.3	12.3	11.0	14.1	14.2	11.0	12.0	11.0	13.2	9.3	11.1
2:EASY	20.6	17.2	20.2	20.2	13.8	6.6	19.0	21.9	16.5	18.1	20.4	20.3	17.3	20.9	18.3	12.8
3:EASY NOR DIFF	36.4	36.3	35.4	37.2	32.9	37.4	38.0	34.8	33.1	32.2	37.9	36.8	34.4	35.4	38.3	41.0
4:DIFFICULT	13.8	17.5	13.7	14.9	16.0	15.7	14.9	14.6	11.9	15.2	14.4	14.3	16.0	14.9	14.8	14.4
5:VERY DIFFICULT	9.8	8.5	11.0	8.4	13.3	3.4	8.8	10.3	12.3	13.0	8.3	9.3	10.6	8.6	11.4	10.0
6:NOT APPLICABLE	5.1	8.7	5.4	6.0	7.0	10.7	4.7	6.6	9.3	5.4	6.1	5.2	9.4	5.4	6.8	8.4
MISSING	2.0	1.7	2.2	2.0	0.9	18.0	2.3	0.7	2.8	2.1	1.9	2.1	1.3	1.5	1.1	2.4
TOTAL PERCENT	100.0	100.0	100.0	100.0	100.0	100.0	100.0	100.0	100.0	100.0	100.0	100.0	100.0	100.0	100.0	100.0

N (Weighted)	A:66045	18938	B:25985	53560	5438	C:1652	43108	34892	5331	D:22534	62449	E:69892	15091	F:52281	25880	5088
N (Urwtd)	A:1355	427	B:569	1090	123	C:30	823	739	190	D:489	1293	E:1464	318	F:1105	539	102
Nmiss (Wtd)	A:N/A		B:N/A			C:N/A				D:N/A		E:N/A		F:1734		
Nmiss(Unwtd)	A:N/A		B:N/A			C:N/A				D:N/A		E:N/A		F:36		

Gender was determined from Q92. Educational status was determined from Q95.
Married = "Married for the first time" and "Remarried;" Not Married = "Single, never married;" and Other = "Legally separated," "Divorced" and "Widowed" (Q97).
Prior service = *Respondents who served on active duty in any* U.S. military component (Q5). No prior service = All others.
Duty-qualified = Respondents who were awarded the MOS for their current duty position (Q28). Not duty-qualified = All others.
Stay in USAR="Stay to retire"/"Stay beyond oblig.;" Leave at End="Leave after oblig.;" Leave Prior="Leave prior to oblig" (Q84).

1989 Survey of USAR TPU Soldiers
Junior Enlisted Stayers Tabulation Volume

Q54 HOW NEW PROMOTION SYSTEM COMPARES

	A1 MALE	A2 FEMALE	B1 MARRI-ED	B2 NOT MARRI-ED	B3 OTHER	C1 <THAN HI SCH	C2 HIGH SCHOOL	C3 <THAN COLL	C4 BACH & UP	D1 PRIOR SRV	D2 NO PRIOR SRV	E1 DUTY QUAL	E2 NOT DUTY QUAL	F1 STAY IN USAR	F2 LEAVE AT END	F3 LEAVE PRIOR
1:MUCH MOR EFFEC	5.9	7.3	6.7	4.7	9.4	3.0	6.0	6.3	8.2	7.9	5.6	5.9	7.8	7.9	3.7	3.4
2:MORE EFFECTIVE	13.3	16.3	12.5	15.0	10.3	10.0	14.1	13.7	15.5	11.1	15.0	14.1	13.3	14.5	13.3	13.8
3:ABOUT THE SAME	23.5	23.1	21.9	23.9	25.3	25.5	24.7	21.5	24.6	25.5	22.6	22.8	26.1	23.7	24.1	18.9
4:LESS EFFECTIVE	9.4	8.8	10.5	8.9	12.7	3.7	9.6	8.8	11.1	12.1	8.2	9.3	9.0	10.0	8.3	6.1
5:MUCH LES EFFEC	7.9	4.8	7.9	6.7	9.8	3.4	6.7	8.6	4.2	9.0	6.6	7.1	7.7	7.4	6.9	7.4
6:NOT APPLICABLE	3.4	3.4	3.2	3.4	4.3	0.0	3.9	3.2	1.5	2.4	3.8	3.5	3.0	3.4	3.5	3.2
7:CAN'T SAY/DK	34.1	34.3	32.2	35.9	25.5	30.6	32.4	36.9	30.7	29.1	35.9	34.6	31.7	30.8	39.5	44.7
MISSING	2.6	2.0	3.1	2.1	2.7	23.9	2.6	1.0	4.3	2.9	2.3	2.7	1.3	2.3	0.5	2.6
TOTAL PERCENT	100.0	100.0	100.0	100.0	100.0	100.0	100.0	100.0	100.0	100.0	100.0	100.0	100.0	100.0	100.0	100.0

N (We ghted)	A:66045	18938	B:25985	53560	5438	C:1652	43108	34892	5331	D:22534	62449	E:69892	15091	F:52281	25880	5088
N (Unwtd)	A:1355	427	B:569	1090	123	C:30	823	739	190	D:489	1293	E:1464	318	F:1105	539	102
Nmiss (Wtd)	A:N/A		B:N/A			C:N/A				D:N/A		E:N/A		F:1734		
Nmiss(Unwtd)	A:N/A		B:N/A			C:N/A				D:N/A		E:N/A		F:36		

Gender was determined from Q92. Educationa' status was determined from Q95.
Married = "Married for the first time" and "Remarried;" Not Married = "Single, never married;" and Other = "Legally separated," "Divorced" and "Widowed" (Q97).
Prior service = Respondents who served on active duty in any U.S military component (Q5). No prior service = All others.
Duty-qualified = Respondents who were awarded the MOS for their current duty position (Q28). Not duty-qualified = All others.
Stay in USAR="Stay to retire"/"Stay beyond oblig.;" Leave at End="Leave after oblig.;" Leave Prior="Leave prior to oblig" (Q84).

1989 Survey of USAR TPU Soldiers
Junior Enlisted Stayers Tabulation Volume

Q55 LEADERSHIP POSN OF IMMED SUPERVISOR

	A1 MALE	A2 FEMALE	B1 MARRI-ED	B2 NOT MARRI-ED	B3 OTHER	C1 <THAN HI SCH	C2 HIGH SCHOOL	C3 <THAN COLL	C4 BACH & UP	D1 PRIOR SRV	D2 NO PRIOR SRV	E1 DUTY QUAL	E2 NOT DUTY QUAL	F1 STAY IN USAR	F2 LEAVE AT END	F3 LEAVE PRIOR
1:ABOVE BN LEVEL	0.8	0.7	1.0	0.6	1.0	0.0	0.9	0.6	1.4	1.2	0.6	0.6	1.7	1.0	0.2	0.0
2:BATTALION CDR	0.7	0.4	0.2	0.8	1.0	3.2	0.6	0.5	0.3	0.5	0.7	0.5	1.3	0.7	0.5	0.0
3:COMPANY CDR	4.5	7.2	5.5	4.8	6.1	7.1	5.3	4.8	5.0	5.0	5.1	4.7	7.2	5.4	4.5	5.3
4:FIRST SERGEANT	2.6	5.9	3.8	3.3	1.5	6.4	2.5	3.9	5.2	3.5	3.3	3.2	3.9	3.8	2.8	1.9
5:PLATOON LEADER	6.4	3.7	4.7	5.8	10.7	3.4	6.3	5.2	6.4	7.2	5.2	6.0	4.7	7.0	3.5	5.8
6:PLATOON SGT	18.5	14.1	19.6	17.0	13.1	9.4	18.9	16.2	17.7	16.5	17.9	17.5	17.6	16.9	18.3	19.1
7:SECTION LEADER	30.6	38.6	32.9	31.7	36.2	23.4	30.1	35.8	31.6	36.2	31.0	33.4	27.8	32.0	34.3	32.2
8:SQUAD LEADER	27.7	17.3	24.1	26.2	22.9	19.9	26.1	25.3	21.3	20.6	27.1	25.7	23.7	24.9	26.6	28.3
9:OTHER	4.8	9.7	4.1	6.9	4.7	0.0	5.9	5.9	7.6	5.4	6.0	5.3	8.5	5.3	7.3	5.1
ILLOGICAL	0.0	0.0	0.0	0.0	0.2	0.0	0.0	0.0	0.2	0.0	0.0	0.0	0.0	0.0	0.0	0.0
MISSING	2.7	2.1	3.1	2.3	2.7	23.9	2.6	1.4	3.3	2.7	2.5	2.6	2.6	2.6	0.8	2.4
MULTIPLE RESP	0.7	0.4	1.0	0.5	0.0	3.4	0.8	0.4	0.0	1.3	0.4	0.6	1.0	0.4	1.0	0.0
TOTAL PERCENT	100.0	100.0	100.0	100.0	100.0	100.0	100.0	100.0	100.0	100.0	100.0	100.0	100.0	100.0	100.0	100.0

N (Weighted)	A:66045	18938	B:25985	53560	5438	C:1652	40108	34892	5331	D:22534	62449	E:69892	15091	F:52281	25880	5088
N (Unwtd)	A:1355	427	B:569	1090	123	C:30	823	739	190	D:489	1293	E:1464	318	F:1105	539	102
Nmiss (Wtd)	A:N/A		B:N/A			C:N/A				D:N/A		E:N/A		F:1734		
Nmiss(Unwtd)	A:N/A		B:N/A			C:N/A				D:N/A		E:N/A		F:36		

Gender was determined from Q92. Educational status was determined from Q95.
Married = "Married for the first time" and "Remarried;" Not Married = "Single, never married;" and Other = "Legally separated," "Divorced" and "Widowed" (Q97).
Prior service = Respondents who served on active duty in any U.S. military component (Q5). No prior service = All others.
Duty-qualified = Respondents who were awarded the MOS for their current duty position (Q28). Not duty-qualified = All others.
Stay in USAR="Stay to retire"/"Stay beyond oblig.;" Leave at End="Leave after oblig.;" Leave Prior="Leave prior to oblig" (Q84).

1989 Survey of USAR TPU Soldiers
Junior Enlisted Stayers Tabulation Volume

Q56A IMMED SUPERVSR:HAS SKILLS TO DO JOB

	A1 MALE	A2 FEMALE	B1 MARRI-ED	B2 NOT MARRI-ED	B3 OTHER	C1 <THAN HI SCH	C2 HIGH SCHOOL	C3 <THAN COLL	C4 BACH & UP	D1 PRIOR SRV	D2 NO PRIOR SRV	E1 DUTY QUAL	E2 NOT DUTY QUAL	F1 STAY IN USAR	F2 LEAVE AT END	F3 LEAVE PRIOR
1:EXTREMELY WELL	28.8	30.0	29.6	28.1	36.2	30.4	29.2	28.8	28.6	27.9	29.4	29.0	29.3	30.1	26.7	36.2
2:VERY WELL	38.1	38.9	35.7	40.3	30.9	25.7	39.4	38.3	33.9	32.5	40.4	38.4	37.8	39.7	38.8	22.0
3:SATISFACTORILY	25.0	22.3	26.3	23.2	27.4	16.7	23.5	25.6	27.3	30.1	22.4	24.4	24.4	23.3	25.5	34.1
4:NOT VERY WELL	4.3	4.1	4.5	4.3	2.6	6.6	4.5	4.0	2.7	4.4	4.2	4.3	3.8	3.7	5.6	4.2
5:NOT AT ALL WEL	1.5	2.7	1.3	2.0	1.0	0.0	1.2	2.4	2.3	2.2	1.6	1.4	3.1	1.4	2.4	1.0
MISSING	2.3	1.9	2.7	2.1	1.9	20.7	2.2	1.0	4.8	2.9	2.0	2.4	1.6	1.9	0.9	2.4
MULTIPLE RESP	0.0	0.0	0.0	0.0	0.0	0.0	0.0	0.0	0.3	0.0	0.0	0.0	0.0	0.0	0.1	0.0
TOTAL PERCENT	100.0	100.0	100.0	100.0	100.0	100.0	100.0	100.0	100.0	100.0	100.0	100.0	100.0	100.0	100.0	100.0

N (Weighted)	A:66045	18938	B:25985	53560	5438	C:1652	43108	34892	5331	D:22534	62449	E:69892	15091	F:52281	25880	5088
N (Unwtd)	A:1355	427	B:569	1090	123	C:30	823	739	190	D:489	1293	E:1464	318	F:1105	539	102
Nmiss (Wtd)	A:N/A		B:N/A			C:N/A				D:N/A		E:N/A		F:1734		
Nmiss(Unwtd)	A:N/A		B:N/A			C:N/A				D:N/A		E:N/A		F:36		

Gender was determined from Q92 Educational status was determined from Q95.
Married = "Married for the first time" and "Remarried;" Not Married = "Single, never married;" and Other = "Legally separated," "Divorced" and "Widowed" (Q97)
Prior service = Respondents who served on active duty in any U.S. military component (Q5) No prior service = All others.
Duty-qualified = Respondents who were awarded the MOS for their current duty position (Q28) Not duty-qualified = All others.
Stay in USAR="Stay to retire"/"Stay beyond oblig.;" Leave at End="Leave after oblig.;" Leave Prior="Leave prior to oblig" (Q84)

1989 Survey of USAR TPU Soldiers
Junior Enlisted Stayers Tabulation Volume

Q56B IMMED SUPERVSR:LEADS SOLDIERS

	A1 MALE	A2 FEMALE	B1 MARRI-ED	B2 NOT MARRI-ED	B3 OTHER	C1 <THAN HI SCH	C2 HIGH SCHOOL	C3 <THAN COLL	C4 BACH & UP	D1 PRIOR SRV	D2 NO PRIOR SRV	E1 DUTY QUAL	E2 NOT DUTY QUAL	F1 STAY IN USAR	F2 LEAVE AT END	F3 LEAVE PRIOR
1:EXTREMELY WELL	22.2	22.6	22.6	22.1	22.3	20.0	23.0	20.9	26.0	18.3	23.7	22.5	21.2	23.6	19.2	28.8
2:VERY WELL	35.8	34.4	35.4	35.8	32.3	30.4	37.2	35.0	26.6	32.6	36.5	35.1	37.1	36.7	35.3	23.3
3:SATISFACTORILY	30.4	27.2	27.2	30.3	35.0	22.3	28.4	32.0	27.2	35.2	27.7	30.5	26.1	28.0	32.6	36.7
4:NOT VERY WELL	7.0	9.4	10.1	6.5	6.0	0.0	6.8	8.0	12.6	7.8	7.5	7.0	10.2	7.8	7.6	7.4
5:NOT AT ALL WEL	2.1	4.5	1.7	3.2	2.2	3.4	2.4	2.9	3.3	3.2	2.5	2.4	3.8	1.8	4.3	2.4
MISSING	2.5	1.9	3.0	2.0	2.2	23.9	2.2	1.2	4.3	3.0	2.1	2.5	1.5	2.0	1.1	1.5
TOTAL PERCENT	100.0	100.0	100.0	100.0	100.0	100.0	100.0	100.0	100.0	100.0	100.0	100.0	100.0	100.0	100.0	100.0

N (Weighted)	A:66045	18938	B:25985	53560	5438	C:1652	43108	34892	5331	D:22534	62449	E:69892	15091	F:52281	25880	5088
N (Unwtd)	A:1355	427	B:569	1090	123	C:30	823	739	190	D:489	1233	E:1464	318	F:1105	539	102
Nmiss (Wtd)	A:N/A		B:N/A			C:N/A				D:N/A		E:N/A		F:1734		
Nmiss(Unwtd)	A:N/A		B:N/A			C:N/A				D:N/A		E:N/A		F:36		

Gender was determined from Q92. Educational status was determined from Q95.
Married = "Married for the first time" and "Remarried;" Not Married = "Single, never married;" and Other = "Legally separated," "Divorced" and "Widowed" (Q97).
Prior service = Respondents who served on active duty in any U.S. military component (Q6). No prior service = All others.
Duty-qualified = Respondents who were awarded the MOS for their current duty position (Q28). Not duty-qualified = All others.
Stay in USAR="Stay to retire"/"Stay beyond oblig.;" Leave at End="Leave after oblig.;" Leave Prior="Leave prior to oblig" (Q84).

1989 Survey of USAR TPU Soldiers
Junior Enlisted Stayers Tabulation Volume

Q56C IMMED SUPERVSR:RESP FOR OWN ACTIONS

	A1 MALE	A2 FEMALE	B1 MARRI-ED	B2 NOT MARRI-ED	B3 OTHER	C1 <THAN HI SCH	C2 HIGH SCHOOL	C3 <THAN COLL	C4 BACH & UP	D1 PRIOR SRV	D2 NO PRIOR SRV	E1 DUTY QUAL	E2 NOT DUTY QUAL	F1 STAY IN USAR	F2 LEAVE AT END	F3 LEAVE PRIOR
1:EXTREMELY WELL	24.4	24.4	24.3	24.3	26.6	20.8	24.9	23.8	25.3	22.2	25.2	24.9	22.0	25.0	22.7	30.4
2:VERY WELL	39.9	39.7	38.4	40.7	38.6	29.4	40.8	39.4	38.6	36.1	41.2	40.0	39.2	41.6	38.4	28.5
3:SATISFACTORILY	25.3	22.5	25.0	24.6	24.0	16.3	23.8	26.7	20.9	29.4	23.0	24.5	25.3	22.8	28.3	32.5
4:NOT VERY WELL	6.4	6.8	8.4	5.5	6.6	6.4	6.5	6.5	6.5	7.6	6.1	6.2	7.7	6.3	7.5	4.7
5:NOT AT ALL WEL	1.4	4.4	1.0	2.7	1.3	0.0	1.6	2.5	3.2	2.0	2.1	1.7	3.8	2.0	2.4	0.3
MISSING	2.6	2.2	2.9	2.3	2.9	27.1	2.3	1.1	5.5	2.8	2.4	2.6	2.1	2.4	0.7	3.6
TOTAL PERCENT	100.0	100.0	100.0	100.0	100.0	100.0	100.0	100.0	100.0	100.0	100.0	100.0	100.0	100.0	100.0	100.0

N (Weighted)	A:66045	18938	B:25985	53560	5438	C:1652	43108	34892	5331	D:22534	62449	E:69892	15091	F:52281	25880	5088
N (Unwtd)	A:1355	427	B:569	1090	123	C:30	823	739	190	D:489	1293	E:1464	318	F:1105	539	102
Nmiss (Wtd)	A:N/A		B:N/A			C:N/A				D:N/A		E:N/A		F:1734		
Nmiss(Unwtd)	A:N/A		B:N/A			C:N/A				D:N/A		E:N/A		F:36		

Gender was determined from Q92. Educational status was determined from Q95.
Married = "Married for the first time" and "Remarried;" Not Married = "Single, never married;" and Other = "Legally separated," "Divorced" and "Widowed" (Q97).
Prior service = Respondents who served on active duty in any U.S. military component (Q5). No prior service = All others.
Duty-qualified = Respondents who were awarded the MOS for their current duty position (Q28). Not duty-qualified = All others.
Stay in USAR="Stay to retire"/"Stay beyond oblig.;" Leave at End="Leave after oblig.;" Leave Prior="Leave prior to oblig" (Q84).

1989 Survey of USAR TPU Soldiers
Junior Enlisted Stayers Tabulation Volume

Q56D IMMED SUPERVSR:SOUND/TIMELY DECISNS

	A1 MALE	A2 FEMALE	B1 MARRI-ED	B2 NOT MARRI-ED	B3 OTHER	C1 <THAN HI SCH	C2 HIGH SCHOOL	C3 <THAN COLL	C4 BACH & UP	D1 PRIOR SRV	D2 NO PRIOR SRV	E1 DUTY QUAL	E2 NOT DUTY QUAL	F1 STAY IN USAR	F2 LEAVE AT END	F3 LEAVE PRIOR
1:EXTREMELY WELL	19.3	21.7	20.1	19.7	19.9	20.6	19.8	19.0	26.2	16.9	20.9	20.1	18.6	21.4	17.0	24.4
2:VERY WELL	35.2	33.6	31.4	36.9	30.6	16.1	37.7	33.6	25.0	28.5	37.1	34.8	34.8	35.7	33.7	29 8
3:SATISFACTORILY	33.8	29.0	34.9	31.5	34.6	29.3	31.3	35.3	28.4	39.6	30.2	32.6	33.3	31.3	36.1	36.4
4:NOT VERY WELL	7.4	10.4	9.3	7.2	10.8	9.6	7.2	8.6	11.1	9.9	7.4	8.0	8.6	7.9	9.1	5.2
5:NOT AT ALL WEL	1.8	3.1	1.3	2.5	1.3	0.5	1.6	2.3	4.2	2.4	1.9	2.0	2.5	1.6	3.1	0.7
MISSING	2.5	2.1	3.0	2.1	2.8	23.9	2.3	1.1	5.1	2.8	2.3	2.5	1.9	2.0	1.1	3.5
MULTIPLE RESP	0.1	0.0	0.0	0.1	0.0	0.0	0.1	0.0	0.0	0.0	0.1	0.0	0.3	0.1	0.0	0.0
TOTAL PERCENT	100.0	100.0	100.0	100.0	100.0	100.0	100.0	100.0	100.0	100.0	100.0	100.0	100.0	100.0	100.0	100.0

N (Weighted)	A:66045	18938	B:25985	53560	5438	C:1652	43108	34892	5331	D:22534	62449	E:69892	15091	F:52281	25880	5088
N (Unwtd)	A:1355	427	B:569	1090	123	C:30	823	739	190	D:489	1293	E:1464	318	F:1105	539	102
Nmiss (Wtd)	A:N/A		B:N/A			C:N/A				D:N/A		E:N/A		F:1734		
Nmiss(Unwtd)	A:N/A		B:N/A			C:N/A				D:N/A		E:N/A		F:36		

Gender was determined from Q92. Educational status was determined from Q95.
Married = "Married for the first time" and "Remarried;" Not Married = "Single, never married;" and Other = "Legally separated," "Divorced" and "Widowed" (Q97).
Prior service = Respondents who served on active duty in any U.S. military component (Q5). *No prior service* = All others.
Duty-qualified = Respondents who were awarded the MOS for their current duty position (Q28). Not duty-qualified = All others.
Stay in USAR="Stay to retire"/"Stay beyond oblig.;" Leave at End="Leave after oblig.;" Leave Prior="Leave prior to oblig" (Q84).

1989 Survey of USAR TPU Soldiers
Junior Enlisted Stayers Tabulation Volume

Q56E IMMED SUPERVSR:SETS AN EXAMPLE

	A1 MALE	A2 FEMALE	B1 MARRI-ED	B2 NOT MARRI-ED	B3 OTHER	C1 <THAN HI SCH	C2 HIGH SCHOOL	C3 <THAN COLL	C4 BACH & UP	D1 PRIOR SRV	D2 NO PRIOR SRV	E1 DUTY QUAL	E2 NOT DUTY QUAL	F1 STAY IN USAR	F2 LEAVE AT END	F3 LEAVE PRIOR
1:EXTREMELY WELL	20.3	21.7	21.5	20.1	21.6	14.8	21.0	19.6	25.9	17.7	21.7	21.3	17.6	21.5	18.4	28.7
2:VERY WELL	32.4	31.4	29.2	34.1	27.6	22.2	33.9	32.1	21.5	27.0	34.0	31.9	33.2	33.3	32.2	21.3
3:SATISFACTORILY	32.2	28.1	32.5	30.7	31.9	22.9	31.6	31.5	30.9	35.8	29.7	30.9	33.3	30.2	33.6	33.7
4:NOT VERY WELL	10.1	10.7	11.8	9.3	12.8	9.6	8.7	11.9	12.8	13.5	9.1	10.3	10.0	10.6	10.3	10.4
5:NOT AT ALL WEL	2.3	5.9	2.4	3.4	3.4	0.0	2.5	3.9	3.3	3.0	3.2	2.9	4.0	2.4	4.5	2.4
MISSING	2.6	2.2	2.6	2.4	2.8	30.4	2.3	1.0	5.5	3.0	2.4	2.6	2.0	2.0	1.1	3.6
TOTAL PERCENT	100.0	100.0	100.0	100.0	100.0	100.0	100.0	100.0	100.0	100.0	100.0	100.0	100.0	100.0	100.0	100.0

N (Weighted)	A:66045	18938	B:25985	53560	5438	C:1652	43108	34892	5331	D:22534	62449	E:69892	15091	F:52281	25880	5088
N (Unwtd)	A:1355	427	B:569	1090	123	C:30	823	739	190	D:489	1293	E:1464	318	F:1105	539	102
Nmiss (Wtd)	A:N/A		B:N/A			C:N/A				D:N/A		E:N/A		F:1734		
Nmiss(Unwtd)	A:N/A		B:N/A			C:N/A				D:N/A		E:N/A		F:36		

Gender was determined from Q92. Educational status was determined from Q95.
Married = "Married for the first time" and "Remarried;" Not Married = "Single, never married;" and Other = "Legally separated," "Divorced" and "Widowed" (Q97).
Prior service = Respondents who served on active duty in any U.S. military component (Q5). No prior service = All others.
Duty-qualified = Respondents who were awarded the MOS for their current duty position (Q28). Not duty-qualified = All others.
Stay in USAR="Stay to retire"/"Stay beyond oblig.;" Leave at End="Leave after oblig.;" Leave Prior="Leave prior to oblig" (Q84).

1989 Survey of USAR TPU Soldiers
Junior Enlisted Stayers Tabulation Volume

Q56F IMMED SUPERVSR:KNOW SM'S PERSONALLY

	A1 MALE	A2 FEMALE	B1 MARRI-ED	B2 NOT MARRI-ED	B3 OTHER	C1 <THAN HI SCH	C2 HIGH SCHOOL	C3 <THAN COLL	C4 BACH & UP	D1 PRIOR SRV	D2 NO PRIOR SRV	E1 DUTY QUAL	E2 NOT DUTY QUAL	F1 STAY IN USAR	F2 LEAVE AT END	F3 LEAVE PRIOR
1:EXTREMELY WELL	24.5	27.0	23.9	26.1	20.1	20.6	25.1	24.6	28.6	18.3	27.5	25.9	21.2	24.8	25.3	30.5
2:VERY WELL	34.9	31.9	32.5	35.1	34.2	29.4	34.9	34.3	29.0	30.2	35.6	34.4	33.2	35.5	32.8	28.1
3:SATISFACTORILY	30.0	24.6	31.2	27.8	27.4	23.0	27.9	31.3	22.2	35.1	26.6	28.5	30.5	28.7	30.0	29.8
4:NOT VERY WELL	6.1	10.4	8.0	6.0	13.1	3.0	6.6	6.9	13.1	9.7	6.1	6.5	9.6	6.8	8.3	4.6
5:NOT AT ALL WEL	1.9	3.5	1.8	2.4	3.4	0.0	2.7	1.8	1.9	3.7	1.8	2.1	3.1	2.1	2.5	2.4
MISSING	2.6	2.6	2.7	2.7	1.9	23.9	2.8	1.0	5.1	3.0	2.5	2.7	2.4	2.1	1.1	4.6
TOTAL PERCENT	100.0	100.0	100.0	100.0	100.0	100.0	100.0	100.0	100.0	100.0	100.0	100.0	100.0	100.0	100.0	100.0

N (Weighted)	A:66045	18938	B:25985	53560	5438	C:1652	43108	34892	5331	D:22534	62449	E:69892	15091	F:52281	25880	5088
N (Unwtd)	A:1355	427	B:569	1090	123	C:30	823	739	190	D:489	1293	E:1464	318	F:1105	539	102
Nmiss (Wtd)	A:N/A		B:N/A			C:N/A				D:N/A		E:N/A		F:1734		
Nmiss(Unwtd)	A:N/A		B:N/A			C:N/A				D:N/A		E:N/A		F:36		

Gender was determined from Q92. Educational status was determined from Q95.
Married = "Married for the first time" and "Remarried;" Not Married = "Single, never married;" and Other = "Legally separated," "Divorced" and "Widowed" (Q97).
Prior service = Respondents who served on active duty in any U.S. military component (Q5). No prior service = All others.
Duty-qualified = Respondents who were awarded the MOS for their current duty position (Q28). Not duty-qualified = All others.
Stay in USAR="Stay to retire"/"Stay beyond oblig.;" Leave at End="Leave after oblig.;" Leave Prior="Leave prior to oblig" (Q84).

1989 Survey of USAR TPU Soldiers
Junior Enlisted Stayers Tabulation Volume

Q56G IMMED SUPERVSR:LOOK FOR SM WELFARE

	A1 MALE	A2 FEMALE	B1 MARRI-ED	B2 NOT MARRI-ED	B3 OTHER	C1 <THAN HI SCH	C2 HIGH SCHOOL	C3 <THAN COLL	C4 BACH & UP	D1 PRIOR SRV	D2 NO PRIOR SRV	E1 DUTY QUAL	E2 NOT DUTY QUAL	F1 STAY IN USAR	F2 LEAVE AT END	F3 LEAVE PRIOR
1:EXTREMELY WELL	24.0	25.6	23.1	25.1	23.0	17.5	24.8	23.6	27.2	20.1	25.8	24.9	21.5	24.9	21.7	35.2
2:VERY WELL	35.3	31.5	32.5	35.5	34.3	12.7	35.5	35.6	25.9	30.0	36.1	35.0	32.0	35.9	33.1	26.1
3:SATISFACTORILY	29.0	26.9	29.9	27.7	30.2	35.8	28.1	29.2	25.8	33.7	26.7	27.4	34.0	27.7	31.3	28.3
4:NOT VERY WELL	6.5	10.0	9.5	6.3	6.0	3.0	6.0	7.7	16.0	10.0	6.3	7.3	6.9	6.6	9.0	7.3
5:NOT AT ALL WEL	2.3	3.3	1.9	2.6	4.7	0.0	2.9	2.5	0.6	3.5	2.2	2.4	3.3	2.1	3.5	1.7
MISSING	2.8	2.4	3.0	2.6	1.9	31.0	2.6	1.2	4.5	2.7	2.7	2.8	2.0	2.6	1.1	1.5
MULTIPLE RESP	0.2	0.3	0.2	0.2	0.0	0.0	0.1	0.3	0.0	0.0	0.2	0.1	0.3	0.2	0.2	0.0
TOTAL PERCENT	100.0	100.0	100.0	100.0	100.0	100.0	100.0	100.0	100.0	100.0	100.0	100.0	100.0	100.0	100.0	100.0

N (Weighted)	A:66045	18938	B:25985	53560	5438	C:1652	43108	34892	5331	D:22534	62449	E:69892	15091	F:52281	25880	5088
N (Unwtd)	A:1355	427	B:569	1090	123	C:30	823	739	190	D:489	1293	E:1164	318	F:1105	539	102
Nmiss (Wtd)	A:N/A		B:N/A			C:N/A				D:N/A		E:N/A		F:1734		
Nmiss(Unwtd)	A:N/A		B:N/A			C:N/A				D:N/A		E:N/A		F:36		

Gender was determined from Q92. Educational status was determined from Q95.
Married = "Married for the first time" and "Remarried;" Not Married = "Single, never married;" and Other = "Legally separated," "Divorced" and "Widowed" (Q97).
Prior service = Respondents who served on active duty in any U.S. military component (Q5). No prior service = All others.
Duty-qualified = Respondents who were awarded the MOS for their current duty position (Q28). Not duty-qualified = All others.
Stay in USAR="Stay to retire"/"Stay beyond oblig.;" Leave at End="Leave after oblig.;" Leave Prior="Leave prior to oblig" (Q84).

1989 Survey of USAR TPU Soldiers
Junior Enlisted Stayers Tabulation Volume

Q56H IMMED SUPERVSR:KEEP SM'S INFORMED

	A1 MALE	A2 FEMALE	B1 MARRI-ED	B2 NOT MARRI-ED	B3 OTHER	C1 <THAN HI SCH	C2 HIGH SCHOOL	C3 <THAN COLL	C4 BACH & UP	D1 PRIOR SRV	D2 NO PRIOR SRV	E1 DUTY QUAL	E2 NOT DUTY QUAL	F1 STAY IN USAR	F2 LEAVE AT END	F3 LEAVE PRIOR
1:EXTREMELY WELL	21.5	23.0	20.1	22.6	22.5	20.8	22.1	21.2	24.0	17.4	23.4	22.4	19.0	23.1	19.4	25.9
2:VERY WELL	34.6	33.5	31.9	35.8	32.0	19.6	36.1	33.9	28.7	30.3	35.9	34.9	32.0	35.2	33.8	28.8
3:SATISFACTORILY	30.0	26.7	32.1	27.6	32.6	26.1	28.5	30.5	29.0	33.9	27.7	28.4	33.4	28.7	30.0	35.7
4:NOT VERY WELL	8.8	10.1	10.4	8.5	8.6	6.4	7.9	10.5	10.5	11.8	8.1	8.9	9.9	8.4	11.3	7.5
5:NOT AT ALL WEL	2.1	4.2	2.3	2.8	1.5	0.0	2.4	2.7	3.9	3.5	2.3	2.4	3.6	1.9	4.1	0.6
MISSING	3.0	2.4	3.2	2.7	2.8	27.1	3.1	1.2	3.9	3.2	2.7	3.0	2.1	2.8	1.4	1.5
TOTAL PERCENT	100.0	100.0	100.0	100.0	100.0	100.0	100.0	100.0	100.0	100.0	100.0	100.0	100.0	100.0	100.0	100.0

N (Weighted)	A:66045	18938	B:25985	53560	5438	C:1652	43108	34892	5331	D:22534	62449	E:69892	15091	F:52281	25880	5088
N (Unwtd)	A:1355	427	B:569	1090	123	C:30	823	739	190	D:489	1293	E:1464	318	F:1105	539	102
Nmiss (Wtd)	A:N/A		B:N/A			C:N/A				D:N/A		E:N/A		F:1734		
Nmiss(Unwtd)	A:N/A		B:N/A			C:N/A				D:N/A		E:N/A		F:36		

Gender was determined from Q92. Educational status was determined from Q95.
Married = "Married for the first time" and "Remarried;" Not Married = "Single, never married;" and Other = "Legally separated," "Divorced" and "Widowed" (Q97).
Prior service = Respondents who served on active duty in any U.S. military component (Q5). No prior service = All others.
Duty-qualified = Respondents who were awarded the MOS for their current duty position (Q28). Not duty-qualified = All others.
Stay in USAR="Stay to retire"/"Stay beyond oblig.;" Leave at End="Leave after oblig.;" Leave Prior="Leave prior to oblig" (Q84).

1989 Survey of USAR TPU Soldiers
Junior Enlisted Stayers Tabulation Volume

Q56I IMMED SUPERVSR:SENSE OF RESP IN SM

	A1 MALE	A2 FEMALE	B1 MARRI-ED	B2 NOT MARRI-ED	B3 OTHER	C1 <THAN HI SCH	C2 HIGH SCHOOL	C3 <THAN COLL	C4 BACH & UP	D1 PRIOR SRV	D2 NO PRIOR SRV	E1 DUTY QUAL	E2 NOT DUTY QUAL	F1 STAY IN USAR	F2 LEAVE AT END	F3 LEAVE PRIOR
1:EXTREMELY WELL	19.5	19.3	19.4	19.3	21.6	18.0	20.7	17.5	22.8	16.6	20.5	19.9	17.2	21.3	16.1	23.2
2:VERY WELL	32.3	32.2	28.5	34.4	28.6	22.7	33.6	32.0	26.1	25.4	34.7	32.3	32.1	32.6	31.1	32.0
3:SATISFACTORILY	33.7	29.4	34.3	32.0	32.7	25.9	31.3	36.1	24.9	38.4	30.7	32.5	33.6	31.6	36.2	32.1
4:NOT VERY WELL	9.8	12.9	12.8	9.0	13.3	6.4	9.8	10.1	19.4	13.9	9.2	10.0	12.6	9.8	12.6	10.5
5:NOT AT ALL WEL	2.2	3.6	2.1	2.7	1.9	0.0	2.2	3.0	2.2	3.2	2.3	2.4	2.9	2.3	3.2	0.6
MISSING	2.6	2.6	2.9	2.6	1.9	27.1	2.4	1.4	4.5	2.6	2.6	2.8	1.6	2.5	0.9	1.5
TOTAL PERCENT	100.0	100.0	100.0	100.0	100.0	100.0	100.0	100.0	100.0	100.0	100.0	100.0	100.0	100.0	100.0	100.0

N (Weighted)	A:66045	18938	B:25985	53560	5438	C:1652	43108	34892	5331	D:22534	62449	E:69892	15091	F:52281	25880	5088
N (Unwtd)	A:1355	427	B:569	1090	123	C:30	823	739	190	D:489	1293	E:1464	318	F:1105	539	102
Nmiss (Wtd)	A:N/A		B:N/A			C:N/A				D:N/A		E:N/A		F:1734		
Nmiss(Unwtd)	A:N/A		B:N/A			C:N/A				D:N/A		E:N/A		F:36		

Gender was determined from Q92. Educational status was determined from Q95.
Married = "Married for the first time" and "Remarried;" Not Married = "Single, never married;" and Other = "Legally separated," "Divorced" and "Widowed" (Q97).
Prior service = Respondents who served on active duty in any U.S. military component (Q5). No prior service = All others.
Duty-qualified = Respondents who were awarded the MOS for their current duty position (Q28). Not duty-qualified = All others.
Stay in USAR="Stay to retire"/"Stay beyond oblig.;" Leave at End="Leave after oblig.;" Leave Prior="Leave prior to oblig" (Q84).

1989 Survey of USAR TPU Soldiers
Junior Enlisted Stayers Tabulation Volume

Q56J IMMED SUPERVSR:TASK PERFORMANCE

	A1 MALE	A2 FEMALE	B1 MARRI-ED	B2 NOT MARRI-ED	B3 OTHER	C1 <THAN HI SCH	C2 HIGH SCHOOL	C3 <THAN COLL	C4 BACH & UP	D1 PRIOR SRV	D2 NO PRIOR SRV	E1 DUTY QUAL	E2 NOT DUTY QUAL	F1 STAY IN USAR	F2 LEAVE AT END	F3 LEAVE PRIOR
1:EXTREMELY WELL	19.6	20.4	18.8	20.5	17.0	17.5	21.4	17.6	20.8	15.5	21.3	20.4	16.7	20.4	17.4	28.2
2:VERY WELL	34.5	34.9	33.1	34.9	38.4	23.4	35.8	34.5	28.5	31.5	35.7	34.7	34.1	37.3	30.4	29.1
3:SATISFACTORILY	31.6	27.7	33.2	30.1	24.9	22.5	29.3	33.6	25.7	33.8	29.6	29.9	34.4	29.1	34.7	31.6
4:NOT VERY WELL	8.9	11.6	9.2	9.2	14.6	6.2	7.7	10.8	16.9	13.0	8.3	9.6	9.0	8.6	12.0	8.4
5:NOT AT ALL WEL	2.4	3.1	3.0	2.4	2.2	3.4	3.0	1.9	3.3	2.7	2.5	2.3	3.8	2.2	3.7	0.3
MISSING	3.0	2.2	2.7	2.8	2.8	27.1	2.8	1.4	4.8	3.3	2.6	3.0	2.1	2.4	1.5	2.4
MULTIPLE RESP	0.1	0.0	0.0	0.1	0.0	0.0	0.0	0.2	0.0	0.2	0.0	0.1	0.0	0.0	0.2	0.0
TOTAL PERCENT	100.0	100.0	100.0	100.0	100.0	100.0	100.0	100.0	100.0	100.0	100.0	100.0	100.0	100.0	100.0	100.0

N (Weighted)	A:66045	18938	B:25985	53560	5438	C:1652	43108	34892	5331	D:2?534	62449	E:69892	15091	F:52281	25880	5088
N (Unwtd)	A:1355	427	B:569	1090	123	C:30	823	739	190	D:489	1293	E:1464	318	F:1105	539	102
Nmiss (Wtd)	A:N/A		B:N/A			C:N/A				D:N/A		E:N/A		F:1734		
Nmiss(Unwtd)	A:N/A		B:N/A			C:N/A				D:N/A		E:N/A		F:36		

Gender was determined from Q92. Educational status was determined from Q95.
Married = "Married for the first time" and "Remarried;" Not Married = "Single, never married;" and Other = "Legally separated," "Divorced" and "Widowed" (Q97).
Prior service = Respondents who served on active duty in any U.S. military component (Q5). No prior service = All others.
Duty-qualified = Respondents who were awarded the MOS for their current duty position (Q28). Not duty-qualified = All others.
Stay in USAR="Stay to retire"/"Stay beyond oblig.;" Leave at End="Leave after oblig.;" Leave Prior="Leave prior to oblig" (Q84).

1989 Survey of USAR TPU Soldiers
Junior Enlisted Stayers Tabulation Volume

Q56K IMMED SUPERVSR:USES SM'S TIME EFFEC

	A1 MALE	A2 FEMALE	B1 MARRI-ED	B2 NOT MARRI-ED	B3 OTHER	C1 <THAN HI SCH	C2 HIGH SCHOOL	C3 <THAN COLL	C4 BACH & UP	D1 PRIOR SRV	D2 NO PRIOR SRV	E1 DUTY QUAL	E2 NOT DUTY QUAL	F1 STAY IN USAR	F2 LEAVE AT END	F3 LEAVE PRIOR
1:EXTREMELY WELL	17.8	17.3	18.3	17.1	19.8	17.5	18.8	15.9	20.7	15.8	18.4	18.2	15.3	18.9	15.6	21.2
2:VERY WELL	29.8	30.9	27.6	31.1	30.5	15.9	31.3	30.0	23.7	24.3	32.1	29.7	31.3	32.3	26.7	24.6
3:SATISFACTORILY	34.3	32.5	32.8	34.7	30.8	22.9	32.5	36.5	31.1	37.9	32.4	34.3	31.9	31.7	37.6	37.8
4:NOT VERY WELL	11.9	11.4	14.3	10.4	13.5	9.9	11.4	12.0	14.0	14.1	10.9	10.9	15.8	11.5	13.2	10.2
5:NOT AT ALL WEL	3.4	5.6	3.6	4.1	2.6	6.8	3.0	4.6	4.8	5.1	3.4	3.9	3.8	3.1	5.4	2.6
MISSING	2.9	2.4	3.3	2.6	2.8	27.1	2.9	1.1	5.7	2.9	2.8	3.0	2.0	2.5	1.5	3.6
TOTAL PERCENT	100.0	100.0	100.0	100.0	100.0	100.0	100.0	100.0	100.0	100.0	100.0	100.0	100.0	100.0	100.0	100.0

N (Weighted)	A:66045	18938	B:25985	53560	5438	C:1652	43108	34892	5331	D:22534	62449	E:69832	15091	F:52281	25880	5088
N (Unwtd)	A:1355	427	B:569	1090	123	C:30	823	739	190	D:489	1293	E:1464	318	F:1105	539	102
Nmiss (Wtd)	A:N/A		B:N/A			C:N/A				D:N/A		E:N/A		F:1734		
Nmiss(Unwtd)	A:N/A		B:N/A			C:N/A				D:N/A		E:N/A		F:36		

Gender was determined from Q92. Educational status was determined from Q95.
Married = "Married for the first time" and "Remarried;" Not Married = "Single, never married;" and Other = "Legally separated," "Divorced" and "Widowed" (Q97).
Prior service = Respondents who served on active duty in any U.S. military component (Q5). No prior service = All others.
Duty-qualified = Respondents who were awarded the MOS for their current duty position (Q28). Not duty-qualified = All others.
Stay in USAR="Stay to retire"/"Stay beyond oblig.;" Leave at End="Leave after oblig.;" Leave Prior="Leave prior to oblig" (Q84).

1989 Survey of USAR TPU Soldiers
Junior Enlisted Stayers Tabulation Volume

Q56L IMMED SUPERVSR:TRAINS FOR TEAMWORK

	A1 MALE	A2 FEMALE	B1 MARRI-ED	B2 NOT MARRI-ED	B3 OTHER	C1 <THAN HI SCH	C2 HIGH SCHOOL	C3 <THAN COLL	C4 BACH & UP	D1 PRIOR SRV	D2 NO PRIOR SRV	E1 DUTY QUAL	E2 NOT DUTY QUAL	F1 STAY IN USAR	F2 LEAVE AT END	F3 LEAVE PRIOR
1:EXTREMELY WELL	18.4	19.2	18.9	18.4	18.6	21.2	19.5	17.1	19.2	15.5	19.7	18.8	17.4	20.4	14.9	23.5
2:VERY WELL	31.7	31.2	31.0	32.2	28.7	15.9	35.0	29.5	23.2	28.5	32.7	31.9	30.1	33.5	28.5	24.8
3:SATISFACTORILY	33.3	30.7	31.1	33.5	32.6	29.5	30.1	36.5	30.5	33.7	32.4	32.6	33.3	30.6	38.8	29.5
4:NOT VERY WELL	10.4	11.0	12.5	9.3	12.8	6.2	8.9	11.6	17.3	13.6	9.4	9.8	13.9	9.8	11.6	13.9
5:NOT AT ALL WEL	3.2	5.0	3.3	3.8	3.7	3.4	3.5	3.7	4.7	4.9	3.2	3.8	2.9	3.1	4.8	3.9
MISSING	3.0	2.9	3.3	2.8	3.7	23.9	3.0	1.6	5.1	3.8	2.7	3.1	2.4	2.6	1.4	4.4
TOTAL PERCENT	100.0	100.0	100.0	100.0	100.0	100.0	100.0	100.0	100.0	100.0	100.0	100.0	100.0	100.0	100.0	100.0

N (Weighted)	A:66045	18938	B:25985	53560	5438	C:1652	43108	34892	5331	D:22534	62449	E:69892	15091	F:52281	25880	5088
N (Unwtd)	A:1355	427	B:569	1090	123	C:30	823	739	190	D:489	1293	E:1464	318	F:1105	539	102
Nmiss (Wtd)	A:N/A		B:N/A			C:N/A				D:N/A		E:N/A		F:1734		
Nmiss(Unwtd)	A:N/A		B:N/A			C:N/A				D:N/A		E:N/A		F:36		

Gender was determined from Q92. Educational status was determined from Q95.
Married = "Married for the first time" and "Remarried;" Not Married = "Single, never married;" and Other = "Legally separated," "Divorced" and "Widowed" (Q97).
Prior service = Respondents who served on active duty in any U.S. military component (Q5). No prior service = All others.
Duty-qualified = Respondents who were awarded the MOS for their current duty positicn (Q28). Not duty-qualified = All others.
Stay in USAR="Stay to retire"/"Stay beyond oblig.;" Leave at End="Leave after oblig.;" Leave Prior="Leave prior to oblig" (Q84).

1989 Survey of USAR TPU Soldiers
Junior Enlisted Stayers Tabulation Volume

Q56M IMMED SUPERVSR:ASKS FOR SUGGESTIONS

	A1 MALE	A2 FEMALE	B1 MARRI-ED	B2 NOT MARRI-ED	B3 OTHER	C1 <THAN HI SCH	C2 HIGH SCHOOL	C3 <THAN COLL	C4 BACH & UP	D1 PRIOR SRV	D2 NO PRIOR SRV	E1 DUTY QUAL	E2 NOT DUTY QUAL	F1 STAY IN USAR	F2 LEAVE AT END	F3 LEAVE PRIOR
1:EXTREMELY WELL	16.3	16.1	17.8	15.4	17.6	12.9	18.2	13.6	19.9	14.9	16.8	16.6	15.0	17.6	14.1	18.8
2:VERY WELL	27.9	28.7	27.3	28.6	26.5	10.1	28.3	28.7	27.8	22.5	30.1	28.6	25.7	30.7	23.4	26.2
3:SATISFACTORILY	32.8	29.7	31.3	32.7	30.5	30.8	31.8	33.8	23.8	33.4	31.6	32.6	29.9	31.4	33.8	33.0
4:NOT VERY WELL	14.1	13.1	15.0	13.6	11.7	15.5	12.1	15.7	16.7	16.2	13.1	13.0	18.1	12.3	17.9	12.3
5:NOT AT ALL WEL	6.5	10.4	6.2	7.6	10.8	3.4	7.6	7.1	7.9	10.4	6.3	6.8	10.0	6.2	9.8	8.2
MISSING	2.4	1.9	2.4	2.2	2.8	27.3	2.1	1.2	3.9	2.6	2.2	2.5	1.3	1.9	1.1	1.5
TOTAL PERCENT	100.0	100.0	100.0	100.0	100.0	100.0	100.0	100.0	100.0	100.0	100.0	100.0	100.0	100.0	100.0	100.0

N (Weighted)	A:66045	18938	B:25985	53560	5438	C:1652	43108	34892	5331	D:22534	62449	E:69892	15091	F:52281	25880	5088
N (Unwtd)	A:1355	427	B:569	1090	123	C:30	823	739	190	D:489	1293	E:1464	318	F:1105	539	102
Nmiss (Wtd)	A:N/A		B:N/A			C:N/A				D:N/A		E:N/A		F:1734		
Nmiss(Unwtd)	A:N/A		B:N/A			C:N/A				D:N/A		E:N/A		F:36		

Gender was determined from Q92. Educational status was determined from Q95.
Married = "Married for the first time" and "Remarried;" Not Married = "Single, never married;" and Other = "Legally separated," "Divorced" and "Widowed" (Q97).
Prior service = Respondents who served on active duty in any U.S. military component (Q5). No prior service = All others.
Duty-qualified = Respondents who were awarded the MOS for their current duty position (Q28). Not duty-qualified = All others.
Stay in USAR="Stay to retire"/"Stay beyond oblig.;" Leave at End="Leave after oblig.;" Leave Prior="Leave prior to oblig" (Q84).

1989 Survey of USAR TPU Soldiers
Junior Enlisted Stayers Tabulation Volume

Q56N IMMED SUPERVSR:EXPLAINS EXPECTATION

	A1 MALE	A2 FEMALE	B1 MARRI-ED	B2 NOT MARRI-ED	B3 OTHER	C1 <THAN HI SCH	C2 HIGH SCHOOL	C3 <THAN COLL	C4 BACH & UP	D1 PRIOR SRV	D2 NO PRIOR SRV	E1 DUTY QUAL	E2 NOT DUTY QUAL	F1 STAY IN USAR	F2 LEAVE AT END	F3 LEAVE PRIOR
1:EXTREMELY WELL	18.3	18.9	18.2	18.1	22.5	21.4	19.2	17.0	20.3	15.6	19.4	18.9	16.3	20.0	16.1	18.2
2:VERY WELL	31.9	30.7	30.3	32.6	28.6	19.5	33.9	30.6	23.7	26.6	33.4	31.5	32.0	33.9	27.6	26.9
3:SATISFACTORILY	32.7	30.2	33.4	31.8	30.0	28.8	30.4	35.0	28.3	35.8	30.8	32.1	32.4	30.6	34.9	38.0
4:NOT VERY WELL	11.2	11.9	11.1	11.4	11.8	3.0	10.1	12.4	17.4	14.6	10.2	11.3	11.4	9.7	15.4	10.7
5:NOT AT ALL WEL	3.3	6.3	4.1	3.8	5.2	3.4	3.9	4.0	4.3	4.9	3.6	3.5	6.2	3.7	4.8	3.7
MISSING	2.6	2.0	2.9	2.4	1.9	23.9	2.4	1.1	6.1	2.5	2.5	2.7	1.7	2.2	1.3	2.4
TOTAL PERCENT	100.0	100.0	100.0	100.0	100.0	100.0	100.0	100.0	100.0	100.0	100.0	100.0	100.0	100.0	100.0	100.0

N (Weighted)	A:66045	18938	B:25985	53560	5438	C:1652	43108	34892	5331	D:22534	62449	E:69892	15091	F:52281	25880	5088
N (Unwtd)	A:1355	427	B:569	1090	123	C:30	823	739	190	D:489	1293	E:1464	318	F:1105	539	102
Nmiss (Wtd)	A N/A		B:N/A			C:N/A				D:N/A		E:N/A		F:1734		
Nmiss(Unwtd)	A:N/A		B:N/A			C:N/A				D:N/A		E:N/A		F:36		

Gender was determined from Q92. Educational status was determined from Q95.
Married = "Married for the first time" and "Remarried;" Not Married = "Single, never married;" and Other = "Legally separated," "Divorced" and "Widowed" (Q97).
Prior service = Respondents who served on active duty in any U.S. military component (Q5). No prior service = All others.
Duty-qualified = Respondents who were awarded the MOS for their current duty position (Q28). Not duty-qualified = All others.
Stay in USAR="Stay to retire"/"Stay beyond oblig.;" Leave at End="Leave after oblig.;" Leave Prior="Leave prior to oblig" (Q84).

1989 Survey of USAR TPU Soldiers
Junior Enlisted Stayers Tabulation Volume

Q57A LEADERSHIP:OFFCRS LACK TIME W/TROOP

	A1 MALE	A2 FEMALE	B1 MARRI-ED	B2 NOT MARRI-ED	B3 OTHER	C1 <THAN HI SCH	C2 HIGH SCHOOL	C3 <THAN COLL	C4 BACH & UP	D1 PRIOR SRV	D2 NO PRIOR SRV	E1 DUTY QUAL	E2 NOT DUTY QUAL	F1 STAY IN USAR	F2 LEAVE AT END	F3 LEAVE PRIOR
1:STRONGLY AGREE	12.9	13.3	14.9	11.5	18.1	6.6	13.0	12.9	15.7	14.9	12.3	13.3	11.4	12.5	13.8	16.8
2:AGREE	28.5	25.1	25.8	28.8	26.6	29.8	27.6	28.1	26.3	29.0	27.3	27.3	30.0	28.2	27.1	29.3
3:NEUTRAL	33.2	31.5	32.5	33.3	30.3	28.2	33.2	32.8	31.2	32.1	33.1	32.2	35.5	31.7	36.2	33.4
4:DISAGREE	19.1	23.6	20.7	19.7	20.6	12.9	20.2	20.4	19.2	17.7	20.9	20.8	16.7	21.2	18.6	15.9
5:STRONGLY DISAG	3.9	4.0	3.5	4.1	4.4	0.0	3.6	4.5	4.4	4.1	3.9	3.7	5.0	4.5	3.1	2.0
MISSING	2.3	2.2	2.7	2.3	0.0	22.5	2.2	1.3	3.2	2.2	2.3	2.5	1.3	1.8	1.1	2.6
MULTIPLE RESP	0.1	0.3	0.0	0.2	0.0	0.0	0.2	0.0	0.0	0.0	0.2	0.1	0.0	0.2	0.0	0.0
TOTAL PERCENT	100.0	100.0	100.0	100.0	100.0	100.0	100.0	100.0	100.0	100.0	100.0	100.0	100.0	100.0	100.0	100.0

N (Weighted)	A:66045	18938	B:25985	53560	5438	C:1652	43108	34892	5331	D:22534	62449	E:69892	15091	F:52281	25880	5088
N (Unwtd)	A:1355	427	B:569	1090	123	C:30	823	739	190	D:489	1293	E:1464	318	F:1105	539	102
Nmiss (Wtd)	A:N/A		B:N/A			C:N/A				D:N/A		E:N/A		F:1734		
Nmiss(Unwtd)	A:N/A		B:N/A			C:N/A				D:N/A		E:N/A		F:36		

Gender was determined from Q92. Educational status was determined from Q95.
Married = "Married for the first time" and "Remarried;" Not Married = "Single, never married;" and Other = "Legally separated," "Divorced" and "Widowed" (Q97).
Prior service = Respondents who served on active duty in any U.S. military component (Q5). No prior service = All others.
Duty-qualified = Respondents who were awarded the MOS for their current duty position (Q28). Not duty-qualified = All others.
Stay in USAR="Stay to retire"/"Stay beyond oblig.;" Leave at End="Leave after oblig.;" Leave Prior="Leave prior to oblig" (Q84).

1989 Survey of USAR TPU Soldiers
Junior Enlisted Stayers Tabulation Volume

Q57B LEADERSHIP:NCOS LACK TIME W/TROOPS

	A1 MALE	A2 FEMALE	B1 MARRI-ED	B2 NOT MARRI-ED	B3 OTHER	C1 <THAN HI SCH	C2 HIGH SCHOOL	C3 <THAN COLL	C4 BACH & UP	D1 PRIOR SRV	D2 NO PRIOR SRV	E1 DUTY QUAL	E2 NOT DUTY QUAL	F1 STAY IN USAR	F2 LEAVE AT END	F3 LEAVE PRIOR
1:STRONGLY AGREE	4.3	3.0	5.9	2.6	9.3	7.1	5.0	2.7	3.4	7.2	2.8	3.3	7.3	4.7	3.1	2.2
2:AGREE	13.4	13.3	14.8	12.0	19.5	3.0	14.7	12.3	13.0	15.1	12.7	13.4	13.1	13.3	14.1	13.0
3:NEUTRAL	30.6	30.0	27.1	32.4	26.8	34.7	31.5	28.7	31.7	31.6	30.0	29.5	34.7	27.8	37.0	26.0
4:DISAGREE	40.0	42.0	40.1	41.4	33.6	29.4	36.8	46.0	37.5	34.8	42.5	41.7	34.8	41.9	37.5	44.7
5:STRONGLY DISAG	9.1	9.2	8.6	9.4	7.8	3.2	8.9	9.3	11.2	8.2	9.4	9.1	9.1	10.1	7.0	11.4
MISSING	2.6	2.5	3.5	2.1	3.0	22.5	3.1	1.0	3.2	3.1	2.4	3.0	1.0	2.2	1.3	2.6
TOTAL PERCENT	100.0	100.0	100.0	100.0	100.0	100.0	100.0	100.0	100.0	100.0	100.0	100.0	100.0	100.0	100.0	100.0

N (Weighted)	A:66045	18938	B:25985	53560	5438	C:1652	43108	34892	5331	D:22534	62449	E:69892	15091	F:52281	25880	5088
N (Unwtd)	A:1355	427	B:569	1090	123	C:30	823	739	190	D:489	1293	E:1464	318	F:1105	539	102
Nmiss (Wtd)	A:N/A		B:N/A			C:N/A				D:N/A		E:N/A		F:1734		
Nmiss(Unwtd)	A:N/A		B:N/A			C:N/A				D:N/A		E:N/A		F:36		

Gender was determined from Q92. Educational status was determined from Q95.
Married = "Married for the first time" and "Remarried;" Not Married = "Single, never married;" and Other = "Legally separated," "Divorced" and "Widowed" (Q97).
Prior service = Respondents who served on active duty in any U.S. military component (Q5). No prior service = All others.
Duty-qualified = Respondents who were awarded the MOS for their current duty position (Q28). Not duty-qualified = All others.
Stay in USAR="Stay to retire"/"Stay beyond oblig.;" Leave at End="Leave after oblig.;" Leave Prior="Leave prior to oblig" (Q81).

1989 Survey of USAR TPU Soldiers
Junior Enlisted Stayers Tabulation Volume

Q57C LEADERSHIP:SEE LEADER RE:PERSL PROB

	A1 MALE	A2 FEMALE	B1 MARRI-ED	B2 NOT MARRI-ED	B3 OTHER	C1 <THAN HI SCH	C2 HIGH SCHOOL	C3 <THAN COLL	C4 BACH & UP	D1 PRIOR SRV	D2 NO PRIOR SRV	E1 DUTY QUAL	E2 NOT DUTY QUAL	F1 STAY IN USAR	F2 LEAVE AT END	F3 LEAVE PRIOR
1:STRONGLY AGREE	8.1	6.9	9.2	6.2	17.5	6.4	8.5	6.6	11.0	9.9	7.1	7.8	8.0	9.2	5.5	7.1
2:AGREE	31.3	28.2	36.0	28.6	24.6	22.1	33.0	27.8	31.6	33.0	29.7	31.3	27.1	33.8	26.5	23.9
3:NEUTRAL	29.1	24.6	25.2	29.3	30.2	30.6	28.8	28.9	16.0	27.1	28.4	27.4	31.3	28.3	26.9	33.2
4:DISAGREE	17.7	22.6	15.5	20.7	15.6	14.8	17.5	20.3	20.1	16.7	19.5	18.8	18.5	17.2	21.9	20.1
5:STRONGLY DISAG	11.4	15.4	10.8	13.1	12.0	10.0	9.3	15.2	18.1	11.2	12.7	12.1	13.5	9.6	17.9	13.1
MISSING	2.5	2.3	3.3	2.2	0.0	16.2	2.8	1.2	3.2	2.0	2.6	2.6	1.6	2.0	1.1	2.6
TOTAL PERCENT	100.0	100.0	100.0	100.0	100.0	100.0	100.0	100.0	100.0	100.0	100.0	100.0	100.0	100.0	100.0	100.0

N (Weighted)	A:66045	18938	B:25985	53560	5438	C:1652	43108	34892	5331	D:22534	62449	E:69892	15091	F:52281	25880	5088
N (Unwtd)	A:1355	427	B:569	1090	123	C:30	823	739	190	D:489	1293	E:1464	318	F:1105	539	102
Nmiss (Wtd)	A:N/A		B:N/A			C:N/A				D:N/A		E:N/A		F:1734		
Nmiss(Unwtd)	A:N/A		B:N/A			C:N/A				D:N/A		E:N/A		F:36		

Gender was determined from Q92. Educational status was determined from Q95.
Married = "Married for the first time" and "Remarried;" Not Married = "Single, never married;" and Other = "Legally separated," "Divorced" and "Widowed" (Q97).
Prior service = Respondents who served on active duty in any U.S. military component (Q5). No prior service = All others.
Duty-qualified = Respondents who were awarded the MOS for their current duty position (Q28). Not duty-qualified = All others.
Stay in USAR="Stay to retire"/"Stay beyond oblig.;" Leave at End="Leave after oblig.;" Leave Prior="Leave prior to oblig" (Q84).

1989 Survey of USAR TPU Soldiers
Junior Enlisted Stayers Tabulation Volume

Q57D LEADERSHIP:TREAT ME AS A PERSON

	A1 MALE	A2 FEMALE	B1 MARRI-ED	B2 NOT MARRI-ED	B3 OTHER	C1 <THAN HI SCH	C2 HIGH SCHOOL	C3 <THAN COLL	C4 BACH & UP	D1 PRIOR SRV	D2 NO PRIOR SRV	E1 DUTY QUAL	E2 NOT DUTY QUAL	F1 STAY IN USAR	F2 LEAVE AT END	F3 LEAVE PRIOR
1:STRONGLY AGREE	9.5	13.0	10.4	10.3	10.1	3.7	9.4	11.2	14.3	10.6	10.2	10.3	10.6	11.3	7.8	13.7
2:AGREE	47.5	44.0	49.6	45.4	45.5	39.9	49.1	44.8	41.4	44.9	47.3	47.6	42.4	50.9	41.9	32.1
3:NEUTRAL	30.1	27.7	25.5	31.1	34.4	33.8	29.5	30.0	25.5	30.8	29.1	28.5	34.6	26.8	34.6	35.0
4:DISAGREE	7.5	8.0	8.2	7.7	4.0	3.2	6.8	8.6	8.6	8.1	7.4	7.5	8.1	6.2	9.9	12.6
5:STRONGLY DISAG	2.5	4.7	2.7	3.0	3.7	0.0	2.3	3.7	5.0	2.7	3.1	3.0	2.7	2.4	3.8	2.9
MISSING	2.9	2.6	3.7	2.5	2.4	19.3	2.9	1.6	5.2	2.8	2.9	3.1	1.6	2.3	1.9	3.6
TOTAL PERCENT	100.0	100.0	100.0	100.0	100.0	100.0	100.0	100.0	100.0	100.0	100.0	100.0	100.0	100.0	100.0	100.0

N (Weighted)	A:66045	18938	B:25985	53560	5438	C:1652	43108	34892	5331	D:22534	62449	E:69892	15091	F:52281	25880	5088
N (Unwtd)	A:1355	427	B:569	1090	123	C:30	823	739	190	D:489	1293	E:1464	318	F:1105	539	102
Nmiss (Wtd)	A:N/A		B:N/A			C:N/A				D:N/A		E:N/A		F:1734		
Nmiss(Unwtd)	A:N/A		B:N/A			C:N/A				D:N/A		E:N/A		F:36		

Gender was determined from Q92. Educational status was determined from Q95.
Married = "Married for the first time" and "Remarried;" Not Married = "Single, never married;" and Other = "Legally separated," "Divorced" and "Widowed" (Q97).
Prior service = Respondents who served on active duty in any U.S. military component (Q5). No prior service = All others.
Duty-qualified = Respondents who were awarded the MOS for their current duty position (Q28). Not duty-qualified = All others.
Stay in USAR="Stay to retire"/"Stay beyond oblig.;" Leave at End="Leave after oblig.;" Leave Prior="Leave prior to oblig" (Q84).

1989 Survey of USAR TPU Soldiers
Junior Enlisted Stayers Tabulation Volume

Q57E LEADERSHIP:APPLY DISCIPLINE FAIRLY

	A1 MALE	A2 FEMALE	B1 MARRI-ED	B2 NOT MARRI-ED	B3 OTHER	C1 <THAN HI SCH	C2 HIGH SCHOOL	C3 <THAN COLL	C4 BACH & UP	D1 PRIOR SRV	D2 NO PRIOR SRV	E1 DUTY QUAL	E2 NOT DUTY QUAL	F1 STAY IN USAR	F2 LEAVE AT END	F3 LEAVE PRIOR
1:STRONGLY AGREE	7.7	10.3	8.6	7.6	13.4	9.5	8.7	7.5	9.8	8.8	8.1	8.1	9.3	10.1	5.2	6.5
2:AGREE	42.0	35.0	40.9	40.4	38.6	40.4	40.0	40.8	41.9	36.3	42.0	42.0	33.4	43.5	36.1	36.9
3:NEUTRAL	29.6	31.3	25.5	32.0	30.5	12.9	32.1	28.9	24.6	30.2	29.8	29.2	33.3	26.9	36.8	29.7
4:DISAGREE	13.0	14.0	15.6	12.2	12.0	10.7	11.8	14.7	15.2	15.3	12.5	12.9	14.6	12.9	13.8	17.3
5:STRONGLY DISAG	4.9	6.7	5.5	5.1	5.6	3.9	4.6	6.2	4.4	6.7	4.8	4.7	7.7	4.6	6.1	5.0
MISSING	2.9	2.8	3.9	2.6	0.0	22.5	2.7	1.8	4.2	2.7	2.9	3.1	1.6	2.0	1.9	4.6
TOTAL PERCENT	100.0	100.0	100.0	100.0	100.0	100.0	100.0	100.0	100.0	100.0	100.0	100.0	100.0	100.0	100.0	100.0

N (Weighted)	A:66045	18938	B:25985	53560	5438	C:1652	43108	34892	5331	D:22534	62449	E:69892	15091	F:52281	25880	5088
N (Unwtd)	A:1355	427	B:569	1090	123	C:30	823	739	190	D:489	1293	E:1464	318	F:1105	539	102
Nmiss (Wtd)	A:N/A		B:N/A			C:N/A				D:N/A		E:N/A		F:1734		
Nmiss(Unwtd)	A:N/A		B:N/A			C:N/A				D:N/A		E:N/A		F:36		

Gender was determined from Q92. Educational status was determined from Q95.
Married = "Married for the first time" and "Remarried;" Not Married = "Single, never married;" and Other = "Legally separated," "Divorced" and "Widowed" (Q97).
Prior service = Respondents who served on active duty in any U.S. military component (Q5). No prior service = All others.
Duty-qualified = Respondents who were awarded the MOS for their current duty position (Q28). Not duty-qualified = All others.
Stay in USAR="Stay to retire"/"Stay beyond oblig.;" Leave at End="Leave after oblig.;" Leave Prior="Leave prior to oblig" (Q84).

1989 Survey of USAR TPU Soldiers
Junior Enlisted Stayers Tabulation Volume

Q57F LEADERSHIP:DIFF IN BASIC & UNIT

	A1 MALE	A2 FEMALE	B1 MARRI-ED	B2 NOT MARRI-ED	B3 OTHER	C1 <THAN HI SCH	C2 HIGH SCHOOL	C3 <THAN COLL	C4 BACH & UP	D1 PRIOR SRV	D2 NO PRIOR SRV	E1 DUTY QUAL	E2 NOT DUTY QUAL	F1 STAY IN USAR	F2 LEAVE AT END	F3 LEAVE PRIOR
1:STRONGLY AGREE	13.9	15.2	12.1	15.4	12.0	10.2	11.8	17.8	10.8	12.3	14.9	14.3	13.8	11.8	17.2	26.4
2:AGREE	23.6	25.8	25.3	23.8	21.4	16.1	22.8	26.8	19.8	18.6	26.1	24.1	24.0	24.1	24.6	20.7
3:NEUTRAL	36.5	27.4	32.8	34.9	37.8	33.9	37.2	30.4	39.7	38.9	32.9	34.5	34.4	34.8	35.8	30.2
4:DISAGREE	17.9	20.6	20.2	17.4	21.0	14.1	20.3	17.1	14.2	19.9	18.0	18.2	19.7	20.5	15.4	14.6
5:STRONGLY DISAG	4.8	8.7	5.2	5.7	6.9	3.2	4.8	6.2	9.6	6.7	5.3	5.5	6.4	6.2	5.1	4.6
MISSING	3.3	2.3	4.3	2.7	1.0	22.5	3.1	1.7	6.0	3.6	2.9	3.4	1.7	2.6	1.9	3.6
TOTAL PERCENT	100.0	100.0	100.0	100.0	100.0	100.0	100.0	100.0	100.0	100.0	100.0	100.0	100.0	100.0	100.0	100.0

N (Weighted)	A:66045	18938	B:25985	53560	5438	C:1652	43108	34892	5331	D:22534	62449	E:69892	15091	F:52281	25880	5088
N (Unwtd)	A:1355	427	B:569	1090	123	C:30	823	739	190	D:489	1293	E:1464	318	F:1105	539	102
Nmiss (Wtd)	A:N/A		B:N/A			C:N/A				D:N/A		E:N/A		F:1734		
Nmiss(Unwtd)	A:N/A		B:N/A			C:N/A				D:N/A		E:N/A		F:36		

Gender was determined from Q92. Educational status was determined from Q95.
Married = "Married for the first time" and "Remarried;" Not Married = "Single, never married;" and Other = "Legally separated," "Divorced" and "Widowed" (Q97).
Prior service = Respondents who served on active duty in any U.S. military component (Q5). No prior service = All others.
Duty-qualified = Respondents who were awarded the MOS for their current duty position (Q28). Not duty-qualified = All others.
Stay in USAR="Stay to retire"/"Stay beyond oblig.;" Leave at End="Leave after oblig.;" Leave Prior="Leave prior to oblig" (Q84).

1989 Survey of USAR TPU Soldiers
Junior Enlisted Stayers Tabulation Volume

Q57G LEADERSHIP:HANDLE PROMOTIONS FAIRLY

	A1 MALE	A2 FEMALE	B1 MARRI-ED	B2 NOT MARRI-ED	B3 OTHER	C1 <THAN HI SCH	C2 HIGH SCHOOL	C3 <THAN COLL	C4 BACH & UP	D1 PRIOR SRV	D2 NO PRIOR SRV	E1 DUTY QUAL	E2 NOT DUTY QUAL	F1 STAY IN USAR	F2 LEAVE AT END	F3 LEAVE PRIOR
1:STRONGLY AGREE	4.8	6.1	5.3	4.5	9.9	3.7	5.0	5.0	7.0	5.6	4.9	4.8	6.4	6.4	3.3	2.9
2:AGREE	30.5	26.6	28.3	30.9	23.4	23.8	29.0	31.4	25.5	22.2	32.3	30.3	26.6	31.5	28.2	23.1
3:NEUTRAL	34.6	31.0	30.2	35.8	30.5	22.9	36.2	31.3	34.0	33.2	34.0	34.1	32.2	32.9	34.7	36.8
4:DISAGREE	18.0	19.4	20.2	17.2	20.1	14.3	17.4	20.0	15.7	21.0	17.3	17.4	22.5	17.1	21.1	20.5
5:STRONGLY DISAG	9.0	14.3	12.1	8.8	14.2	12.7	9.4	10.3	14.6	14.4	8.6	10.1	10.6	9.4	11.6	12.0
MISSING	3.1	2.6	3.7	2.8	1.9	22.5	3.0	2.0	3.2	3.5	2.8	3.3	1.7	2.8	1.1	4.6
MULTIPLE RESP	0.1	0.0	0.2	0.0	0.0	0.0	0.1	0.0	0.0	0.0	0.1	0.1	0.0	0.1	0.0	0.0
TOTAL PERCENT	100.0	100.0	100.0	100.0	100.0	100.0	100.0	100.0	100.0	100.0	100.0	100.0	100.0	100.0	100.0	100.0

N (Weighted)	A:66045	18938	B:25985	53560	5438	C:1652	43108	34892	5331	D:22534	62449	E:69892	15091	F:52281	25880	5088
N (Unwtd)	A:1355	427	B:569	1090	123	C:30	823	739	190	D:489	1293	E:1464	318	F:1105	539	102
Nmiss (Wtd)	A:N/A		B:N/A			C:N/A				D:N/A		E:N/A		F:1734		
Nmiss(Unwtd)	A:N/A		B:N/A			C:N/A				D:N/A		E:N/A		F:36		

Gender was determined from Q92. Educational status was determined from Q95.
Married = "Married for the first time" and "Remarried;" Not Married = "Single, never married;" and Other = "Legally separated," "Divorced" and "Widowed" (Q97).
Prior service = Respondents who served on active duty in any U.S. military component (Q5). No prior service = All others.
Duty-qualified = Respondents who were awarded the MOS for their current duty position (Q28). Not duty-qualified = All others.
Stay in USAR="Stay to retire"/"Stay beyond oblig.;" Leave at End="Leave after oblig.;" Leave Prior="Leave prior to oblig" (Q84).

1989 Survey of USAR TPU Soldiers
Junior Enlisted Stayers Tabulation Volume

Q57H LEADERSHIP:= PROMOTION CHANCES-RACE

	A1 MALE	A2 FEMALE	B1 MARRI-ED	B2 NOT MARRI-ED	B3 OTHER	C1 <THAN HI SCH	C2 HIGH SCHOOL	C3 <THAN COLL	C4 BACH & UP	D1 PRIOR SRV	D2 NO PRIOR SRV	E1 DUTY QUAL	E2 NOT DUTY QUAL	F1 STAY IN USAR	F2 LEAVE AT END	F3 LEAVE PRIOR
1:STRONGLY AGREE	16.6	15.9	14.2	17.0	21.7	13.1	15.4	17.7	17.6	12.5	17.9	16.4	16.6	17.9	13.7	18.9
2:AGREE	45.5	39.6	44.4	44.1	44.8	36.8	44.4	45.1	39.4	4 .4	45.6	45.4	38.6	45.8	45.4	30.2
3:NEUTRAL	26.4	26.3	25.5	27.5	18.7	24.4	27.9	24.5	26.5	28.4	25.6	25.7	29.3	23.8	29.5	37.0
4:DISAGREE	5.1	9.4	8.6	4.9	4.9	3.2	5.4	6.9	6.6	9.2	4.9	5.6	8.1	6.2	5.3	7.2
5:STRONGLY DISAG	3.8	6.9	4.4	4.2	8.0	0.0	4.7	4.2	6.6	6.4	3.8	4.1	6.1	4.4	4.3	5.3
MISSING	2.5	2.0	2.8	2.3	1.0	22.5	2.2	1.5	3.2	3.0	2.2	2.7	1.0	1.7	1.8	1.5
MULTIPLE RESP	0.1	0.0	0.0	0.0	1.0	0.0	0.0	0.2	0.0	0.2	0.0	0.0	0.4	0.1	0.0	0.0
TOTAL PERCENT	100.0	100.0	100.0	100.0	100.0	100.0	100.0	100.0	100.0	100.0	100.0	100.0	100.0	100.0	100.0	100.0

N (Weighted)	A:66045	18938	B:25985	53560	5438	C:1652	43108	34892	5331	D:22534	62449	E:69892	15091	F:52281	25880	5088
N (Unwtd)	A:1355	427	B:569	1090	123	C:30	823	739	190	D:489	1293	E:1464	318	F:1105	539	102
Nmiss (Wtd)	A:N/A		B:N/A			C:N/A				D:N/A		E:N/A		F:1734		
Nmiss(Unwtd)	A:N/A		B:N/A			C:N/A				D:N/A		E:N/A		F:36		

Gender was determined from Q92. Educational status was determined from Q95.
Married = "Married for the first time" and "Remarried;" Not Married = "Single, never married;" and Other = "Legally separated," "Divorced" and "Widowed" (Q97).
Prior service = Respondents who served on active duty in any U.S. military component (Q5). No prior service = All others.
Duty-qualified = Respondents who were awarded the MOS for their current duty position (Q28). Not duty-qualified = All others.
Stay in USAR="Stay to retire"/"Stay beyond oblig.;" Leave at End="Leave after oblig.;" Leave Prior="Leave prior to oblig" (Q84).

1989 Survey of USAR TPU Soldiers
Junior Enlisted Stayers Tabulation Volume

Q57I LEADERSHIP:= PROMOTION CHANCES-SEX

	A1 MALE	A2 FEMALE	B1 MARRI-ED	B2 NOT MARRI-ED	B3 OTHER	C1 <THAN HI SCH	C2 HIGH SCHOOL	C3 <THAN COLL	C4 BACH & UP	D1 PRIOR SRV	D2 NO PRIOR SRV	E1 DUTY QUAL	E2 NOT DUTY QUAL	F1 STAY IN USAR	F2 LEAVE AT END	F3 LEAVE PRIOR
1:STRONGLY AGREE	16.5	17.0	13.6	17.7	19.4	6.9	16.6	17.3	15.1	14.0	17.5	16.6	16.5	17.9	13.9	20.2
2:AGREE	43.2	40.9	45.7	41.5	39.6	33.4	41.8	44.9	38.1	42.4	42.8	43.1	40.7	44.6	43.4	25.4
3:NEUTRAL	28.4	21.7	26.7	27.2	24.6	27.8	28.2	25.4	25.9	25.4	27.4	26.8	27.5	24.7	29.4	38.6
4:DISAGREE	5.6	9.1	7.0	6.3	4.3	3.0	6.5	6.2	8.4	9.2	5.4	6.0	8.4	6.0	6.2	9.3
5:STRONGLY DISAG	3.5	7.6	3.9	3.9	11.7	6.4	4.1	4.4	5.9	6.6	3.6	4.3	4.9	4.6	4.4	2.9
MISSING	2.8	2.8	3.0	3.0	0.5	22.5	2.5	1.7	6.6	2.3	3.0	3.1	1.7	2.0	2.4	3.6
MULTIPLE RESP	0.0	0.9	0.0	0.3	0.0	0.0	0.3	0.2	0.0	0.0	0.3	0.2	0.4	0.2	0.3	0.0
TOTAL PERCENT	100.0	100.0	100.0	100.0	100.0	100.0	100.0	100.0	100.0	100.0	100.0	100.0	100.0	100.0	100.0	100.0

N (Weighted)	A:66045	18938	B:25985	53560	5438	C:1652	43108	34892	5331	D:22534	62449	E:69892	15091	F:52281	25880	5088
N (Unwtd)	A:1355	427	B:569	1090	123	C:30	823	739	190	D:489	1293	E:1464	318	F:1105	539	102
Nmiss (Wtd)	A:N/A		B:N/A			C:N/A				D:N/A		E:N/A		F:1734		
Nmiss(Unwtd)	A:N/A		B:N/A			C:N/A				D:N/A		E:N/A		F:36		

Gender was determined from Q92. Educational status was determined from Q95.
Married = "Married for the first time" and "Remarried;" Not Married = "Single, never married;" and Other = "Legally separated," "Divorced" and "Widowed" (Q97).
Prior service = Respondents who served on active duty in any U.S. military component (Q5). No prior service = All others.
Duty-qualified = Respondents who were awarded the MOS for their current duty position (Q28). Not duty-qualified = All others.
Stay in USAR="Stay to retire"/"Stay beyond oblig.;" Leave at End="Leave after oblig.;" Leave Prior="Leave prior to oblig" (Q84).

1989 Survey of USAR TPU Soldiers
Junior Enlisted Stayers Tabulation Volume

Q57J LEADERSHIP:SEXL HARASSMT IS PROBLEM

	A1 MALE	A2 FEMALE	B1 MARRI-ED	B2 NOT MARRI-ED	B3 OTHER	C1 <THAN HI SCH	C2 HIGH SCHOOL	C3 <THAN COLL	C4 BACH & UP	D1 PRIOR SRV	D2 NO PRIOR SRV	E1 DUTY QUAL	E2 NOT DUTY QUAL	F1 STAY IN USAR	F2 LEAVE AT END	F3 LEAVE PRIOR
1:STRONGLY AGREE	3.2	3.5	3.6	3.0	4.0	0.0	3.4	3.4	2.0	2.4	3.5	3.2	3.5	3.6	2.7	1.9
2:AGREE	6.1	8.3	6.5	6.2	10.9	0.0	8.2	5.1	5.7	8.2	6.0	6.6	6.7	7.0	5.9	5.5
3:NEUTRAL	21.0	21.5	19.9	22.0	18.5	22.7	21.0	20.8	23.0	22.5	20.6	20.2	25.5	20.6	21.0	27.6
4:DISAGREE	32.7	37.2	36.0	32.8	31.9	21.8	32.8	35.4	34.1	32.7	34.1	34.7	29.4	33.0	35.9	32.0
5:STRONGLY DISAG	33.8	26.6	30.4	32.9	33.7	33.0	31.6	33.2	29.7	31.4	32.5	31.9	33.4	33.3	32.2	29.4
MISSING	3.1	2.9	3.5	3.1	1.0	22.5	3.0	1.8	5.6	2.8	3.2	3.4	1.4	2.5	2.1	3.6
MULTIPLE RESP	0.1	0.0	0.0	0.1	0.0	0.0	0.0	0.2	0.0	0.0	0.1	0.1	0.0	0.0	0.2	0.0
TOTAL PERCENT	100.0	100.0	100.0	100.0	100.0	100.0	100.0	100.0	100.0	100.0	100.0	100.0	100.0	100.0	100.0	100.0

N (Weighted)	A:66045	18938	B:25985	53560	5438	C:1652	43108	34892	5331	D:22534	62449	E:69892	15091	F:52281	25880	5088
N (Unwtd)	A:1355	427	B:569	1090	123	C:30	823	739	190	D:489	1293	E:1464	318	F:1105	539	102
Nmiss (Wtd)	A:N/A		B:N/A			C:N/A				D:N/A		E:N/A		F:1734		
Nmiss(Unwtd)	A:N/A		B:N/A			C:N/A				D:N/A		E:N/A		F:36		

Gender was determined from Q92. Educational status was determined from Q95.
Married = "Married for the first time" and "Remarried;" Not Married = "Single, never married;" and Other = "Legally separated," "Divorced" and "Widowed" (Q97).
Prior service = Respondents who served on active duty in any U.S. military component (Q5). No prior service = All others.
Duty-qualified = Respondents who were awarded the MOS for their current duty position (Q28). Not duty-qualified = All others.
Stay in USAR="Stay to retire"/"Stay beyond oblig.;" Leave at End="Leave after oblig.;" Leave Prior="Leave prior to oblig" (Q84).

1989 Survey of USAR TPU Soldiers
Junior Enlisted Stayers Tabulation Volume

Q57K LEADERSHIP:DISCUSS DISSATIS W/NCO

	A1 MALE	A2 FEMALE	B1 MARRI-ED	B2 NOT MARRI-ED	B3 OTHER	C1 <THAN HI SCH	C2 HIGH SCHOOL	C3 <THAN COLL	C4 BACH & UP	D1 PRIOR SRV	D2 NO PRIOR SRV	E1 DUTY QUAL	E2 NOT DUTY QUAL	F1 STAY IN USAR	F2 LEAVE AT END	F3 LEAVE PRIOR
1:STRONGLY AGREE	9.6	9.3	11.4	8.4	12.0	3.2	9.6	9.3	12.5	9.2	9.7	9.2	11.3	11.5	6.4	8.3
2:AGREE	44.1	43.6	44.1	43.7	45.2	37.7	41.4	47.3	45.1	41.5	44.8	45.7	35.9	46.8	41.5	30.4
3:NEUTRAL	29.9	25.2	25.9	31.2	19.2	23.8	32.1	25.8	23.9	29.9	28.5	27.8	33.6	26.9	33.1	28.7
4:DISAGREE	9.6	13.6	9.8	10.3	16.1	12.7	9.7	11.3	11.4	11.5	10.2	10.8	9.3	8.8	11.5	26.7
5:STRONGLY DISAG	4.2	5.3	5.1	3.8	7.5	0.0	4.6	4.7	2.7	5.1	4.2	3.7	7.7	3.9	5.8	2.3
MISSING	2.6	3.0	3.7	2.4	0.0	22.5	2.6	1.6	4.5	2.7	2.7	2.8	2.1	2.1	1.6	3.6
TOTAL PERCENT	100.0	100.0	100.0	100.0	100.0	100.0	100.0	100.0	100.0	100.0	100.0	100.0	100.0	100.0	100.0	100.0

N (Weighted)	A:66045	18938	B:25985	53560	5438	C:1652	43108	34892	5331	D:22534	62449	E:69892	15091	F:52281	25880	5088
N (Unwtd)	A:1355	427	B:569	1090	123	C:30	823	739	190	D:489	1293	E:1464	318	F:1105	539	102
Nmiss (Wtd)	A:N/A		B:N/A			C:N/A				D:N/A		E:N/A		F:1734		
Nmiss(Unwtd)	A:N/A		B:N/A			C:N/A				D:N/A		E:N/A		F:36		

Gender was determined from Q92. Educational status was determined from Q95.
Married = "Married for the first time" and "Remarried;" Not Married = "Single, never married;" and Other = "Legally separated," "Divorced" and "Widowed" (Q97).
Prior service = Respondents who served on active duty in any U.S. military component (Q5). No prior service = All others.
Duty-qualified = Respondents who were awarded the MOS for their current duty position (Q28). Not duty-qualified = All others.
Stay in USAR="Stay to retire"/"Stay beyond oblig.;" Leave at End="Leave after oblig.;" Leave Prior="Leave prior to oblig" (Q84).

1989 Survey of USAR TPU Soldiers
Junior Enlisted Stayers Tabulation Volume

Q57L LEADERSHIP:DISCUSS DISSATIS W/OFFCR

	A1 MALE	A2 FEMALE	B1 MARRI-ED	B2 NOT MARRI-ED	B3 OTHER	C1 <THAN HI SCH	C2 HIGH SCHOOL	C3 <THAN COLL	C4 BACH & UP	D1 PRIOR SRV	D2 NO PRIOR SRV	E1 DUTY QUAL	E2 NOT DUTY QUAL	F1 STAY IN USAR	F2 LEAVE AT END	F3 LEAVE PRIOR
1:STRONGLY AGREE	7.6	4.4	9.2	5.6	9.3	6.4	7.4	5.9	10.5	6.8	7.0	6.5	8.9	8.4	4.4	6.0
2:AGREE	30.2	26.5	30.7	28.7	29.3	17.5	29.4	29.0	34.7	31.0	28.8	30.6	23.5	32.5	23.3	28.5
3:NEUTRAL	37.4	34.0	34.5	38.1	32.7	40.0	38.4	35.7	28.0	33.8	37.7	35.7	41.0	35.6	41.2	31.8
4:DISAGREE	15.9	20.4	14.2	18.4	14.9	7.1	15.9	19.0	15.0	17.8	16.6	17.4	14.7	14.4	21.4	21.3
5:STRONGLY DISAG	6.1	12.2	8.1	6.6	12.8	6.6	6.3	9.0	7.5	7.5	7.5	6.8	10.7	7.1	8.0	8.9
MISSING	2.6	2.2	3.1	2.4	1.0	22.5	2.4	1.5	4.2	2.8	2.4	2.8	1.3	1.9	1.7	3.6
MULTIPLE RESP	0.1	0.3	0.2	0.1	0.0	0.0	0.2	0.0	0.0	0.2	0.1	0.1	0.0	0.2	0.0	0.0
TOTAL PERCENT	100.0	100.0	100.0	100.0	100.0	100.0	100.0	100.0	100.0	100.0	100.0	100.0	100.0	100.0	100.0	100.0

N (Weighted)	A:66045	18938	B:25985	53560	5438	C:1652	43108	34892	5331	D:22534	62449	E:69892	15091	F:52281	25880	5088
N (Unwtd)	A:1355	427	B:569	1090	123	C:30	823	739	190	D:489	1293	E:1464	318	F:1105	539	102
Nmiss (Wtd)	A:N/A		B:N/A			C:N/A				D:N/A		E:N/A		F:1734		
Nmiss(Unwtd)	A:N/A		B:N/A			C:N/A				D:N/A		E:N/A		F:36		

Gender was determined from Q92. Educational status was determined from Q95.
Married = "Married for the first time" and "Remarried;" Not Married = "Single, never married;" and Other = "Legally separated," "Divorced" and "Widowed" (Q97).
Prior service = Respondents who served on active duty in any U.S. military component (Q5). No prior service = All others.
Duty-qualified = Respondents who were awarded the MOS for their current duty position (Q28). Not duty-qualified = All others.
Stay in USAR="Stay to retire"/"Stay beyond oblig.;" Leave at End="Leave after oblig.;" Leave Prior="Leave prior to oblig" (Q84).

1989 Survey of USAR TPU Soldiers
Junior Enlisted Stayers Tabulation Volume

Q57M LEADERSHIP:OFFICERS DON'T CARE

	A1 MALE	A2 FEMALE	B1 MARRI-ED	B2 NOT MARRI-ED	B3 OTHER	C1 <THAN HI SCH	C2 HIGH SCHOOL	C3 <THAN COLL	C4 BACH & UP	D1 PRIOR SRV	D2 NO PRIOR SRV	E1 DUTY QUAL	E2 NOT DUTY QUAL	F1 STAY IN USAR	F2 LEAVE AT END	F3 LEAVE PRIOR
1:STRONGLY AGREE	2.6	2.1	3.6	1.6	6.1	0.5	2.9	2.2	1.5	3.6	2.1	2.6	2.2	2.4	2.6	2.2
2:AGREE	8.9	6.8	7.7	8.3	12.8	6.6	7.2	10.0	8.1	10.0	7.8	8.5	7.7	8.1	8.8	8.8
3:NEUTRAL	29.7	31.8	29.2	30.6	30.7	30.6	30.1	30.1	32.0	32.2	29.5	29.1	35.1	28.3	34.9	36
4:DISAGREE	41.6	41.4	41.8	42.5	31.1	36.6	41.9	41.8	39.0	38.1	42.8	42.0	39.2	42.1	41.3	39.3
5:STRONGLY DISAG	14.6	15.1	14.4	14.4	19.3	3.2	15.3	14.4	16.2	13.9	15.1	14.9	14.0	16.9	10.9	14.5
MISSING	2.4	2.8	3.3	2.3	0.0	22.5	2.5	1.4	3.2	2.1	2.6	2.7	1.5	2.0	1.4	3.5
MULTIPLE RESP	0.2	0.0	0.0	0.2	0.0	0.0	0.1	0.2	0.0	0.0	0.2	0.1	0.3	0.2	0.0	0.0
TOTAL PERCENT	100.0	100.0	100.0	100.0	100.0	100.0	100.0	100.0	100.0	100.0	100.0	100.0	100.0	100.0	100.0	100.0

N (Weighted)	A:66045	18938	B:25985	53560	5438	C:1652	43108	34892	5331	D:22534	62449	E:69892	15091	F:52281	25880	5088
N (Unwtd)	A:1355	427	B:569	1090	123	C:30	823	739	190	D:489	1293	E:1464	318	F:1105	539	102
Nmiss (Wtd)	A:N/A		B:N/A			C:N/A				D:N/A		E:N/A		F:1734		
Nmiss(Unwtd)	A:N/A		B:N/A			C:N/A				D:N/A		E:N/A		F:36		

Gender was determined from Q92. Educational status was determined from Q95.
Married = "Married for the first time" and "Remarried;" Not Married = "Single, never married;" and Other = "Legally separated," "Divorced" and "Widowed" (Q97).
Prior service = Respondents who served on active duty in any U.S. military component (Q5). No prior service = All others.
Duty-qualified = Respondents who were awarded the MOS for their current duty position (Q28). Not duty-qualified = All others.
Stay in USAR="Stay to retire"/"Stay beyond oblig.;" leave at End="Leave after oblig.;" Leave Prior="Leave prior to oblig" (Q84).

1989 Survey of USAR TPU Soldiers
Junior Enlisted Stayers Tabulation Volume

Q57N LEADERSHIP:NCOS DON'T CARE

	A1 MALE	A2 FEMALE	B1 MARRI-ED	B2 NOT MARRI-ED	B3 OTHER	C1 <THAN HI SCH	C2 HIGH SCHOOL	C3 <THAN COLL	C4 BACH & UP	D1 PRIOR SRV	D2 NO PRIOR SRV	E1 DUTY QUAL	E2 NOT DUTY QUAL	F1 STAY IN USAR	F2 LEAVE AT END	F3 LEAVE PRIOR
1:STRONGLY AGREE	2.1	1.3	2.4	1.2	6.1	0.0	2.3	1.5	1.3	3.8	1.2	1.8	2.2	2.4	1.1	0.3
2:AGREE	5.6	6.8	7.6	5.1	5.0	0.0	6.6	5.6	4.4	6.1	5.8	5.7	6.9	5.7	6.5	5.5
3:NEUTRAL	22.8	21.8	20.8	23.2	25.0	30.2	22.9	21.2	26.6	26.3	21.2	21.6	26.9	20.0	27.1	27.0
4:DISAGREE	46.6	47.4	45.8	48.2	38.0	37.0	46.0	48.8	43.2	42.1	48.5	47.8	42.4	46.2	49.7	45.0
5:STRONGLY DISAG	19.8	18.3	19.0	19.4	23.5	7.1	18.8	21.1	18.4	18.6	19.8	19.6	19.1	22.8	13.9	16.6
MISSING	3.0	4.4	4.4	2.8	2.4	25.7	3.3	1.7	6.1	3.0	3.4	3.5	2.5	2.9	1.7	4.6
MULTIPLE RESP	0.1	0.0	0.0	0.1	0.0	0.0	0.1	0.0	0.0	0.0	0.1	0.1	0.0	0.0	0.0	1.0
TOTAL PERCENT	100.0	100.0	100.0	100.0	100.0	100.0	100.0	100.0	100.0	100.0	100.0	100.0	100.0	100.0	100.0	100.0

N (Weighted)	A:66045	18938	B:25985	53560	5438	C:1352	43108	34892	5331	D:22534	62449	E:69892	15091	F:52281	25880	5088
N (Unwtd)	A:1355	427	B:569	1090	123	C:30	823	739	190	D:489	1293	E:1464	318	F:1105	539	102
Nmiss (Wtd)	A:N/A		B:N/A			C:N/A				D:N/A		E:N/A		F:1734		
Nmiss(Unwtd)	A:N/A		B:N/A			C:N/A				D:N/A		E:N/A		F:36		

Gender was determined from Q92. Educational status was determined from Q95.
Married = "Married for the first time" and "Remarried;" Not Married = "Single, never married;" and Other = "Legally separated," "Divorced" and "Widowed" (Q97).
Prior service = Respondents who served on active duty in any U.S. military component (Q5). No prior service = All others.
Duty-qualified = Respondents who were awarded the MOS for their current duty position (Q28). Not duty-qualified = All others.
Stay in USAR="Stay to retire"/"Stay beyond oblig.;" Leave at End="Leave after oblig.;" Leave Prior="Leave prior to oblig" (Q84).

1989 Survey of USAR TPU Soldiers
Junior Enlisted Stayers Tabulation Volume

Q570 LEADERSHIP:OFFICERS-GOOD WKND SUPER

	A1 MALE	A2 FEMALE	B1 MARRI-ED	B2 NOT MARRI-ED	B3 OTHER	C1 <THAN HI SCH	C2 HIGH SCHOOL	C3 <THAN COLL	C4 BACH & UP	D1 PRIOR SRV	D2 NO PRIOR SRV	E1 DUTY QUAL	E2 NOT DUTY QUAL	F1 STAY IN USAR	F2 LEAVE AT END	F3 LEAVE PRIOR
1:STRONGLY AGREE	6.1	6.4	8.5	4.5	10.9	6.4	6.9	5.0	7.2	7.1	5.8	6.0	7.1	7.9	3.1	6.0
2:AGREE	29.4	31.9	30.9	29.1	33.8	30.7	30.4	30.1	24.8	26.9	31.1	31.0	25.0	32.1	28.0	21.8
3:NEUTRAL	40.1	36.3	33.2	42.8	33.7	33.6	41.6	37.4	34.6	36.8	40.2	38.3	43.7	38.0	42.1	40.4
4:DISAGREE	16.6	17.3	18.9	15.7	16.2	3.4	14.3	19.5	21.8	20.8	15.3	17.0	15.3	15.6	18.2	23.6
5:STRONGLY DISAG	5.3	5.5	5.3	5.4	5.3	6.6	4.0	6.4	8.1	6.4	5.0	4.9	7.4	4.3	7.1	5.6
MISSING	2.5	2.7	3.3	2.5	0.0	19.3	2.7	1.5	3.5	2.1	2.7	2.8	1.6	2.1	1.5	2.6
TOTAL PERCENT	100.0	100.0	100.0	100.0	100.0	100.0	100.0	100.0	100.0	100.0	100.0	100.0	100.0	100.0	100.0	100.0

N (Weighted)	A:66045	18938	B:25985	53560	5438	C:1652	43108	34892	5331	D:22534	62449	E:69892	15091	F:52281	25880	5088
N (Unwtd)	A:1355	427	B:569	1090	123	C:30	823	739	190	D:489	1293	E:1464	318	F:1105	539	102
Nmiss (Wtd)	A:N/A		B:N/A			C:N/A				D:N/A		E:N/A		F:1734		
Nmiss(Unwtd)	A:N/A		B:N/A			C:N/A				D:N/A		E:N/A		F:36		

Gender was determined from Q92. Educational status was determined from Q95.
Married = "Married for the first time" and "Remarried " Not Married = "Single, never married;" and Other = "Legally separated," "Divorced" and "Widowed" (Q97).
Prior service = Respondents who served on active duty in any U.S. military component (Q5). No prior service = All others.
Duty-qualified = Respondents who were awarded the MOS for their current duty position (Q28). Not duty-qualified = All others
Stay in USAR="Stay to retire"/"Stay beyond oblig.;" Leave at End="Leave after oblig.;" Leave Prior="Leave prior to oblig" (Q84).

1989 Survey of USAR TPU Soldiers
Junior Enlisted Stayers Tabulation Volume

Q57P LEADERSHIP:NCOS-GOOD WKND SUPERVISN

	A1 MALE	A2 FEMALE	B1 MARRI-ED	B2 NOT MARRI-ED	B3 OTHER	C1 <THAN HI SCH	C2 HIGH SCHOOL	C3 <THAN COLL	C4 BACH & UP	D1 PRIOR SRV	D2 NO PRIOR SRV	E1 DUTY QUAL	E2 NOT DUTY QUAL	F1 STAY IN USAR	F2 LEAVE AT END	F3 LEAVE PRIOR
1:STRONGLY AGREE	8.4	8.7	9.1	7.8	12.7	10.3	8.9	8.2	7.3	8.6	8.5	8.5	8.7	10.6	4.9	7.5
2:AGREE	45.7	43.6	46.8	44.4	45.2	43.3	44.5	47.1	38.8	43.2	45.9	46.5	39.0	46.4	45.2	38.9
3:NEUTRAL	30.8	30.8	25.6	33.7	27.0	20.6	32.1	29.8	29.9	28.2	31.7	29.6	36.4	28.9	34.2	31.0
4:DISAGREE	10.5	10.0	12.9	9.2	9.8	6.4	9.5	10.9	15.7	13.6	9.2	10.6	9.5	9.9	10.3	18.3
5:STRONGLY DISAG	2.4	4.2	2.7	2.8	3.5	0.0	2.6	2.9	4.7	3.9	2.4	2.4	4.4	2.1	4.2	1.7
MISSING	2.1	2.7	2.9	2.0	1.8	19.3	2.3	1.2	3.5	2.6	2.1	2.4	1.7	1.9	1.1	2.6
MULTIPLE RESP	0.1	0.0	0.0	0.1	0.0	0.0	0.1	0.0	0.0	0.0	0.1	0.0	0.3	0.1	0.0	0.0
TOTAL PERCENT	100.0	100.0	100.0	100.0	100.0	100.0	100.0	100.0	100.0	100.0	100.0	100.0	100.0	100.0	100.0	100.0

N (Weighted)	A:66045	18938	B:25985	53560	5438	C:1652	43108	34892	5331	D:22534	62449	E:69892	15091	F:52281	25890	5088
N (Unwtd)	A:1355	427	B:569	1090	123	C:30	823	739	190	D:489	1293	E:1464	318	F:1105	539	102
Nmiss (Wtd)	A:N/A		B:N/A			C:N/A				D:N/A		E:N/A		F:1734		
Nmiss(Unwtd)	A:N/A		B:N/A			C:N/A				D:N/A		E:N/A		F:36		

Gender was determined from Q92. Educational status was determined from Q95.
Married = "Married for the first time" and "Remarried;" Not Married = "Single, never married;" and Other = "Legally separated," "Divorced" and "Widowed" (Q97).
Prior service = Respondents who served on active duty in any U.S. military component (Q5). No prior service = All others.
Duty-qualified = Respondents who were awarded the MOS for their current duty position (Q28). Not duty-qualified = All others.
Stay in USAR="Stay to retire"/"Stay beyond oblig.;" Leave at End="Leave after oblig.;" Leave Prior="Leave prior to oblig" (Q84).

1989 Survey of USAR TPU Soldiers
Junior Enlisted Stayers Tabulation Volume

Q57Q LEADERSHIP·OFFICERS HAVE SKILLS

	A1 MALE	A2 FEMALE	B1 MARRI-ED	B2 NOT MARRI-ED	B3 OTHER	C1 <THAN HI SCH	C2 HIGH SCHOOL	C3 <THAN COLL	C4 BACH & UP	D1 PRIOR SRV	D2 NO PRIOR SRV	E1 DUTY QUAL	E2 NOT DUTY QUAL	F1 STAY IN USAR	F2 LEAVE AT END	F3 LEAVE PRIOR
1:STRONGLY AGREE	10.6	13.5	12.0	9.9	21.3	9.7	11.9	10.2	14.0	12.1	11.0	11.4	10.7	13.6	5.8	14.9
2:AGREE	42.6	40.2	43.1	42.0	38.3	36.8	42.7	41.5	42.8	40.8	42.6	42.4	40.6	44.6	39.5	34.3
3:NEUTRAL	33.2	35.3	30.7	35.2	33.0	23.6	34.1	33.9	32.0	31.9	34.4	32.8	38.1	30.3	41.5	34.2
4:DISAGREE	8.8	5.6	8.5	8.3	4.2	10.5	6.5	10.4	5.7	9.8	7.5	8.5	6.4	7.6	8.3	13.8
5:STRONGLY DISAG	2.3	2.3	2.6	2.3	0.9	0.0	2.3	2.5	1.9	2.8	2.1	2.3	2.6	2.0	3.1	1.3
MISSING	2.3	2.9	3.1	2.2	2.3	19.3	2.4	1.5	3.6	2.5	2.4	2.7	1.6	1.9	1.8	1.5
TOTAL PERCENT	100.0	100.0	100.0	100.0	100.0	100.0	100.0	100.0	100.0	100.0	100.0	100.0	100.0	100.0	100.0	100.0

N (Weighted)	A:66045	18938	B:25985	53560	5438	C:1652	43108	34892	5331	D:22534	62449	E:69892	15091	F:52281	25880	5088
N (Unwtd)	A:1355	427	B:569	1090	123	C:30	823	739	190	D:489	1293	E:1464	318	F:1105	539	102
Nmiss (Wtd)	A:N/A		B:N/A			C:N/A				D:N/A		E:N/A		F:1734		
Nmiss(Unwtd)	A:N/A		B:N/A			C:N/A				D:N/A		E:N/A		F:36		

Gender was determined from Q92. Educational status was determined from Q95.
Married = "Married for the first time" and "Remarried;" Not Married = "Single, never married;" and Other = "Lega'ly separated," "Divorced" and "Widowed" (Q97).
Prior service = Respondents who served on active duty in any U.S. military component (Q5). No prior service = All others.
Duty-qualified = Respondents who were awarded the MOS for their current duty position (Q28). Not duty-qualified = All others.
Stay in USAR="Stay to retire"/"Stay beyond oblig.;" Leave at End="Leave after oblig.;" Leave Prior="Leave prior to oblig" (Q84).

1989 Survey of USAR TPU Soldiers
Junior Enlisted Stayers Tabulation Volume

Q57R LEADERSHIP:NCOS PERFORM MOS SKILLS

	A1 MALE	A2 FEMALE	B1 MARRI-ED	B2 NOT MARRI-ED	B3 OTHER	C1 <THAN HI SCH	C2 HIGH SCHOOL	C3 <THAN COLL	C4 BACH & UP	D1 PRIOR SRV	D2 NO PRIOR SRV	E1 DUTY QUAL	E2 NOT DUTY QUAL	F1 STAY IN USAR	F2 LEAVE AT END	F3 LEAVE PRIOR
1:STRONGLY AGREE	18.1	15.7	17.2	16.8	27.3	13.9	17.0	18.6	16.9	18.4	17.3	18.0	15.9	19.4	13.8	20.3
2:AGREE	48.9	48.5	47.6	50.2	41.3	47.5	49.0	49.2	45.7	43.8	50.6	50.2	42.6	50.3	48.6	38.4
3:NEUTRAL	23.6	25.7	22.3	24.6	27.9	12.9	24.8	23.5	25.8	25.3	23.7	22.7	30.6	21.3	29.4	30.9
4:DISAGREE	5.0	5.4	7.9	4.1	2.2	3.2	4.9	5.3	6.5	6.4	4.6	4.8	6.7	5.4	4.4	6.6
5:STRONGLY DISAG	1.8	1.5	2.1	1.8	0.3	0.0	1.7	2.2	0.6	3.1	1.3	1.6	2.8	1.6	2.6	0.3
MISSING	2.4	3.2	3.1	2.5	1.0	22.5	2.7	1.2	4.5	3.0	2.4	2.8	1.4	2.0	1.2	3.6
TOTAL PERCENT	100.0	100.0	100.0	100.0	100.0	100.0	100.0	100.0	100.0	100.0	100.0	100.0	100.0	100.0	100.0	100.0

N (Weighted)	A:66045	18938	B:25985	53560	5438	C:1652	43108	34892	5331	D:22534	62449	E:69892	15091	F:52281	25880	5088
N (Unwtd)	A:1355	427	B:569	1090	123	C:30	823	739	190	D:489	1293	E:1464	318	F:1105	539	102
Nmiss (Wtd)	A:N/A		B:N/A			C:N/A				D:N/A		E:N/A		F:1734		
Nmiss(Unwtd)	A:N/A		B:N/A			C:N/A				D:N/A		E:N/A		F:36		

Gender was determined from Q92. Educational status was determined from Q95.
Married = "Married for the first time" and "Remarried;" Not Married = "Single, never married;" and Other = "Legally separated," "Divorced" and "Widowed" (Q97).
Prior service = Respondents who served on active duty in any U.S. military component (Q5). No prior service = All others.
Duty-qualified = Respondents who were awarded the MOS for their current duty position (Q28). Not duty-qualified = All others.
Stay in USAR="Stay to retire"/"Stay beyond oblig.;" Leave at End="Leave after oblig.;" Leave Prior="Leave prior to oblig" (Q84).

1989 Survey of USAR TPU Soldiers
Junior Enlisted Stayers Tabulation Volume

Q58 WHAT LEADERSHIP POSITION DO YOU HOLD

	A1 MALE	A2 FEMALE	B1 MARRI-ED	B2 NOT MARRI-ED	B3 OTHER	C1 <THAN HI SCH	C2 HIGH SCHOOL	C3 <THAN COLL	C4 BACH & UP	D1 PRIOR SRV	D2 NO PRIOR SRV	E1 DUTY QUAL	E2 NOT DUTY QUAL	F1 STAY IN USAR	F2 LEAVE AT END	F3 LEAVE PRIOR
01:ABOVE BN LEVL	0.2	0.0	0.4	0.0	0.0	0.0	0.0	0.1	1.0	0.4	0.0	0.1	0.0	0.1	0.2	0.0
04:1ST SERGEANT	0.1	0.0	0.3	0.0	0.0	0.0	0.0	0.0	1.4	0.0	0.1	0.1	0.0	0.1	0.0	0.0
05:PLATOON LEADR	0.2	0.9	0.0	0.6	0.0	0.0	0.1	0.7	0.0	0.0	0.5	0.3	0.7	0.4	0.3	0.0
06:PLATOON SGT	0.1	0.2	0.3	0.0	0.7	0.5	0.1	0.1	0.9	0.1	0.2	0.1	0.3	0.2	0.0	0.0
07:SECTION LEADR	0.9	0.7	1.7	0.5	0.7	0.0	0.5	0.9	3.6	1.3	0.7	0.7	1.5	1.2	0.4	0.0
08:SQUAD LEADER	1.2	0.5	2.1	0.5	1.5	0.0	1.2	0.7	1.5	1.1	1.0	1.3	0.0	1.5	0.3	0.0
09:OTHER	1.4	2.0	1.9	1.3	2.2	0.0	0.8	2.3	3.3	2.7	1.1	1.4	2.1	1.8	1.3	1.1
10:DOESN'T APPLY	1.8	5.4	2.9	2.1	6.5	0.0	1.1	4.2	5.8	4.4	2.0	2.7	2.3	3.4	1.3	2.2
ILLOGICAL	0.0	0.3	0.0	0.0	1.0	0.0	0.0	0.1	0.2	0.0	0.1	0.1	0.0	0.0	0.2	0.0
MISSING	0.2	0.3	0.2	0.3	0.0	0.0	0.2	0.3	0.4	0.2	0.3	0.3	0.0	0.2	0.2	1.1
MULTIPLE RESP	0.0	0.0	0.1	0.0	0.0	0.0	0.1	0.0	0.0	0.0	0.0	0.0	0.2	0.1	0.0	0.0
N/A	51.5	48.8	54.0	49.1	54.0	58.8	53.4	48.8	42.2	55.8	49.2	51.0	50.8	51.8	49.0	56.1
VALID SKIP	42.2	40.9	36.1	45.6	33.3	40.7	42.4	41.8	39.8	34.0	44.8	41.9	42.1	39.0	47.0	39.6
TOTAL PERCENT	100.0	100.0	100.0	100.0	100.0	100.0	100.0	100.0	100.0	100.0	100.0	100.0	100.0	100.0	100.0	100.0

N (Weighted)	A:66045	18938	B:25985	53560	5438	C:1652	43108	34892	5331	D:22534	62449	E:69892	15091	F:52281	25880	5088
N (Unwtd)	A:1355	427	B:569	1090	123	C:30	823	739	190	D:489	1293	E:1464	318	F:1105	539	102
Nmiss (Wtd)	A:N/A		B:N/A			C:N/A				D:N/A		E:N/A		F:1734		
Nmiss(Unwtd)	A:N/A		B:N/A			C:N/A				D:N/A		E:N/A		F:36		

Gender was determined from Q92. Educational status was determined from Q95.
Married = "Married for the first time" and "Remarried;" Not Married = "Single, never married;" and Other = "Legally separated," "Divorced" and "Widowed" (Q97).
Prior service = Respondents who served on active duty in any U.S. military component (Q5). No prior service = All others.
Duty-qualified = Respondents who were awarded the MOS for their current duty position (Q28). Not duty-qualified = All others.
Stay in USAR="Stay to retire"/"Stay beyond oblig.;" Leave at End="Leave after oblig.;" Leave Prior="Leave prior to oblig" (Q84).

1989 Survey of USAR TPU Soldiers
Junior Enlisted Stayers Tabulation Volume

Q59 TIME IN PRESENT LEADERSHIP POSITION

	A1 MALE	A2 FEMALE	B1 MARRI-ED	B2 NOT MARRI-ED	B3 OTHER	C1 <THAN HI SCH	C2 HIGH SCHOOL	C3 <THAN COLL	C4 BACH & UP	D1 PRIOR SRV	D2 NO PRIOR SRV	E1 DUTY QUAL	E2 NOT DUTY QUAL	F1 STAY IN USAR	F2 LEAVE AT END	F3 LEAVE PRIOR
1: < 3 MONTHS	1.1	0.8	1.3	1.0	0.6	0.0	0.7	1.2	3.5	1.6	0.9	1.1	0.8	1.5	0.4	0.0
2: 3-6 MONTHS	1.2	3.1	2.3	1.2	2.4	0.5	0.8	2.4	3.2	2.0	1.5	1.5	2.1	1.9	1.2	2.2
3: 7-12 MONTHS	0.8	0.6	1.1	0.5	1.2	0.0	0.7	0.7	1.3	1.2	0.6	0.7	1.0	1.0	0.5	0.0
4: 13-24 MONTHS	0.5	0.4	1.0	0.1	1.3	0.0	0.1	0.6	3.0	0.3	0.5	0.6	0.0	0.7	0.1	0.0
5: > 2 YRS	0.5	0.0	1.1	0.1	0.7	0.0	0.6	0.2	0.9	0.5	0.4	0.4	0.6	0.5	0.4	0.0
MISSING	0.2	0.0	0.2	0.1	0.0	0.0	0.1	0.2	0.4	0.2	0.2	0.1	0.2	0.1	0.3	0.0
N/A	13.9	6.5	17.4	10.0	10.1	24.2	12.1	12.4	9.3	18.3	10.1	12.7	10.5	15.3	6.9	10.0
VALID SKIP	81.7	88.7	75.6	86.9	83.8	75.2	84.8	82.4	78.4	75.9	85.9	82.9	84.7	78.9	90.3	87.8
TOTAL PERCENT	100.0	100.0	100.0	100.0	100.0	100.0	100.0	100.0	100.0	100.0	100.0	100.0	100.0	100.0	100.0	100.0

N (Weighted)	A:66045	18938	B:25985	53560	5438	C:1652	43108	34892	5331	D:22534	62449	E:69892	15091	F:52281	25880	5088
N (Unwtd)	A:1355	427	B:569	1090	123	C:30	823	739	190	D:489	1293	E:1464	318	F:1105	539	102
Nmiss (Wtd)	A:N/A		B:N/A			C:N/A				D:N/A		E:N/A		F:1734		
Nmiss(Unwtd)	A:N/A		B:N/A			C:N/A				D:N/A		E:N/A		F:36		

Gender was determined from Q92. Educational status was determined from Q95.
Married = "Married for the first time" and "Remarried;" Not Married = "Single, never married;" and Other = "Legally separated," "Divorced" and "Widowed" (Q97).
Prior service = Respondents who served on active duty in any U.S. military component (Q5). No prior service = All others.
Duty-qualified = Respondents who were awarded the MOS for their current duty position (Q28). Not duty-qualified = All others.
Stay in USAR="Stay to retire"/"Stay beyond oblig.;" Leave at End="Leave after oblig.;" Leave Prior="Leave prior to oblig" (Q84).

1989 Survey of USAR TPU Soldiers
Junior Enlisted Stayers Tabulation Volume

Q60A INTERFERENCE:ADJUST TO SCHED CHANGE

	A1 MALE	A2 FEMALE	B1 MARRI-ED	B2 NOT MARRI-ED	B3 OTHER	C1 <THAN HI SCH	C2 HIGH SCHOOL	C3 <THAN COLL	C4 BACH & UP	D1 PRIOR SRV	D2 NO PRIOR SRV	E1 DUTY QUAL	E2 NOT DUTY QUAL	F1 STAY IN USAR	F2 LEAVE AT END	F3 LEAVE PRIOR
1:A GREAT DEAL	0.1	0.2	0.2	0.0	0.7	0.5	0.0	0.2	0.0	0.3	0.1	0.1	0.0	0.1	0.2	0.0
2:VERY MUCH	0.8	0.1	1.2	0.3	1.1	0.0	0.5	0.8	1.0	1.2	0.4	0.7	0.7	1.0	0.2	0.0
3:SOMEWHAT	2.1	1.8	2.9	1.4	3.8	0.0	1.8	1.7	6.8	2.5	1.8	2.1	1.7	2.6	1.0	2.2
4:NOT MUCH	0.7	2.1	1.5	0.9	0.5	0.0	0.6	1.6	1.1	1.3	0.9	0.9	1.5	1.2	1.0	0.0
5:NOT AT ALL	0.4	0.6	0.7	0.3	0.2	0.0	0.1	0.7	1.4	0.3	0.5	0.4	0.7	0.7	0.0	0.0
MISSING	0.3	0.1	0.4	0.2	0.0	0.0	0.1	0.2	1.9	0.2	0.3	0.3	0.2	0.2	0.4	0.0
N/A	16.4	10.3	19.3	13.0	14.7	24.2	15.2	15.1	10.4	21.5	12.6	15.1	14.5	18.0	9.2	10.8
VALID SKIP	79.3	84.9	73.8	83.9	79.2	75.2	81.8	79.7	77.3	72.7	83.3	80.5	80.8	76.3	88.0	87.0
TOTAL PERCENT	100.0	100.0	100.0	100.0	100.0	100.0	100.0	100.0	100.0	100.0	100.0	100.0	100.0	100.0	100.0	100.0

N (Weighted)	A:66045	18938	B:25985	53560	5438	C:1652	43108	34892	5331	D:22534	62449	E:69892	15091	F:52281	25880	5088
N (Unwtd)	A:1355	427	B:569	1090	123	C:30	823	739	190	D:489	1293	E:1464	318	F:1105	539	102
Nmiss (Wtd)	A:N/A		B:N/A			C:N/A				D:N/A		E:N/A		F:1734		
Nmiss(Unwtd)	A:N/A		B:N/A			C:N/A				D:N/A		E:N/A		F:36		

Gender was determined from Q92. Educational status was determined from Q95.
Married = "Married for the first time" and "Remarried;" Not Married = "Single, never married;" and Other = "Legally separated," "Divorced" and "Widowed" (Q97).
Prior service = Respondents who served on active duty in any U.S. military component (Q5). No prior service = All others.
Duty-qualified = Respondents who were awarded the MOS for their current duty position (Q28). Not duty-qualified = All others.
Stay in USAR="Stay to retire"/"Stay beyond oblig.;" Leave at End="Leave after oblig.;" Leave Prior="Leave prior to oblig" (Q84).

1989 Survey of USAR TPU Soldiers
Junior Enlisted Stayers Tabulation Volume

Q60B INTERFERENCE:LACK OF QUAL OF LEADRS

	A1 MALE	A2 FEMALE	B1 MARRI-ED	B2 NOT MARRI-ED	B3 OTHER	C1 <THAN HI SCH	C2 HIGH SCHOOL	C3 <THAN COLL	C4 BACH & UP	D1 PRIOR SRV	D2 NO PRIOR SRV	E1 DUTY QUAL	E2 NOT DUTY QUAL	F1 STAY IN USAR	F2 LEAVE AT END	F3 LEAVE PRIOR
1:A GREAT DEAL	0.1	0.0	0.2	0.0	0.0	0.0	0.1	0.0	0.0	0.2	0.0	0.1	0.0	0.1	0.0	0.0
2:VERY MUCH	0.5	0.4	0.9	0.2	0.8	0.0	0.2	0.9	0.0	0.6	0.4	0.5	0.1	0.5	0.6	0.0
3:SOMEWHAT	1.3	0.6	1.8	0.7	2.5	0.5	1.0	1.3	2.1	1.8	1.0	1.2	1.0	1.5	0.7	1.1
4:NOT MUCH	1.5	2.3	2.2	1.4	1.9	0.0	1.5	1.6	4.2	2.0	1.6	1.4	2.7	2.3	0.9	0.0
5:NOT AT ALL	0.6	1.5	1.2	0.6	0.9	0.0	0.2	1.2	2.9	0.8	0.8	0.8	0.7	1.0	0.3	1.1
MISSING	0.4	0.1	0.7	0.2	0.0	0.0	0.1	0.2	3.1	0.4	0.3	0.3	0.2	0.3	0.4	0.0
N/A	16.4	10.3	19.3	13.0	14.7	24.2	15.2	15.1	10.4	21.5	12.6	15.1	14.5	18.0	9.2	10.8
VALID SKIP	79.3	84.9	73.8	83.9	79.2	75.2	81.8	79.7	77.3	72.7	83.3	80.5	80.8	76.3	88.0	87.0
TOTAL PERCENT	100.0	100.0	100.0	100.0	100.0	100.0	100.0	100.0	100.0	100.0	100.0	100.0	100.0	100.0	100.0	100.0

N (Weighted)	A:66045	18938	B:25985	53560	5438	C:1652	43108	34892	5331	D:22534	62449	E:69892	15091	F:52281	25880	5088
N (Unwtd)	A:1355	427	B:569	1090	123	C:30	823	739	190	D:489	1293	E:1464	318	F:1105	539	102
Nmiss (Wtd)	A:N/A		B:N/A			C:N/A				D:N/A		E:N/A		F:1734		
Nmiss(Unwtd)	A:N/A		B:N/A			C:N/A				D:N/A		E:N/A		F:36		

Gender was determined from Q92. Educational status was determined from Q95.
Married = "Married for the first time" and "Remarried;" Not Married = "Single, never married;" and Other = "Legally separated," "Divorced" and "Widowed" (Q97).
Prior service = Respondents who served on active duty in any U.S. military component (Q5). No prior service = All others.
Duty-qualified = Respondents who were awarded the MOS for their current duty position (Q28). Not duty-qualified = All others.
Stay in USAR="Stay to retire"/"Stay beyond oblig.;" Leave at End="Leave after oblig.;" Leave Prior="Leave prior to oblig" (Q84).

1989 Survey of USAR TPU Soldiers
Junior Enlisted Stayers Tabulation Volume

Q60C INTERFERENCE:TOO MANY ORDERS

	A1 MALE	A2 FEMALE	B1 MARRI-ED	B2 NOT MARRI-ED	B3 OTHER	C1 <THAN HI SCH	C2 HIGH SCHOOL	C3 <THAN COLL	C4 BACH & UP	D1 PRIOR SRV	D2 NO PRIOR SRV	E1 DUTY QUAL	E2 NOT DUTY QUAL	F1 STAY IN USAR	F2 LEAVE AT END	F3 LEAVE PRIOR
1:A GREAT DEAL	0.4	0.3	0.4	0.3	1.2	0.0	0.4	0.5	0.0	0.4	0.4	0.4	0.3	0.4	0.2	1.1
2:VERY MUCH	0.5	0.4	1.4	0.0	0.8	0.5	0.1	0.6	3.1	0.6	0.5	0.4	0.8	0.5	0.7	0.0
3:SOMEWHAT	1.0	1.1	0.9	0.8	3.6	0.0	0.9	0.8	3.2	1.3	0.9	1.1	0.7	1.5	0.4	0.0
4:NOT MUCH	1.4	1.0	2.2	1.0	0.2	0.0	1.1	1.7	1.5	2.2	1.0	1.3	1.7	2.1	0.4	0.0
5:NOT AT ALL	0.7	2.0	1.6	0.8	0.5	0.0	0.5	1.4	2.7	1.1	0.9	1.0	1.1	1.1	0.8	1.1
MISSING	0.3	0.1	0.4	0.2	0.0	0.0	0.1	0.2	1.9	0.2	0.3	0.3	0.2	0.2	0.4	0.0
N/A	16.4	10.3	19.3	13.0	14.7	24.2	15.2	15.1	10.4	21.5	12.6	15.1	14.5	18.0	9.2	10.8
VALID SKIP	79.3	84.9	73.8	83.9	79.2	75.2	81.8	79.7	77.3	72.7	83.3	80.5	80.8	76.3	88.0	87.0
TOTAL PERCENT	100.0	100.0	100.0	100.0	100.0	100.0	100.0	100.0	100.0	100.0	100.0	100.0	100.0	100.0	100.0	100.0

N (Weighted)	A:66045	18938	B:25985	53560	5438	C:1652	43108	34892	5331	D:22534	62449	E:69892	15091	F:52281	25880	5088
N (Unwtd)	A:1355	427	B:569	1090	123	C:30	823	739	190	D:489	1293	E:1464	318	F:1105	539	102
Nmiss (Wtd)	A:N/A		B:N/A			C:N/A				D:N/A		E:N/A		F:1734		
Nmiss(Unwtd)	A:N/A		B:N/A			C:N/A				D:N/A		E:N/A		F:36		

Gender was determined from Q92. Educational status was determined from Q95.
Married = "Married for the first time" and "Remarried;" Not Married = "Single, never married;" and Other = "Legally separated," "Divorced" and "Widowed" (Q97).
Prior service = Respondents who served on active duty in any U.S. military component (Q5). No prior service = All others.
Duty-qualified = Respondents who were awarded the MOS for their current duty position (Q28). Not duty-qualified = All others.
Stay in USAR="Stay to retire"/"Stay beyond oblig.;" Leave at End="Leave after oblig.;" Leave Prior="Leave prior to oblig" (Q84).

1989 Survey of USAR TPU Soldiers
Junior Enlisted Stayers Tabulation Volume

Q60D INTERFERENCE:NOT KNOWING TASK PROC

	A1 MALE	A2 FEMALE	B1 MARRI-ED	B2 NOT MARRI-ED	B3 OTHER	C1 <THAN HI SCH	C2 HIGH SCHOOL	C3 <THAN COLL	C4 BACH & UP	D1 PRIOR SRV	D2 NO PRIOR SRV	E1 DUTY QUAL	E2 NOT DUTY QUAL	F1 STAY IN USAR	F2 LEAVE AT END	F3 LEAVE PRIOR
1:A GREAT DEAL	0.1	0.3	0.2	0.1	1.0	0.0	0.1	0.1	1.1	0.7	0.0	0.1	0.4	0.3	0.0	0.0
2:VERY MUCH	0.6	0.6	0.8	0.4	1.6	0.0	0.3	1.0	0.4	1.1	0.4	0.6	0.8	0.5	0.9	0.0
3:SOMEWHAT	1.4	0.9	1.9	0.9	2.1	0.0	0.8	1.7	2.5	1.1	1.3	1.2	1.4	1.7	0.8	0.0
4:NOT MUCH	1.4	2.0	2.4	1.2	0.6	0.0	1.2	1.6	4.1	1.6	1.5	1.6	1.0	2.2	0.3	1.1
5:NOT AT ALL	0.6	0.7	1.2	0.3	0.8	0.5	0.4	0.6	2.3	1.1	0.4	0.5	1.0	0.8	0.3	0.0
MISSING	0.3	0.4	0.4	0.3	0.0	0.0	0.2	0.2	1.9	0.2	0.4	0.3	0.2	0.2	0.4	1.1
N/A	16.4	10.3	19.3	13.0	14.7	24.2	15.2	15.1	10.4	21.5	12.6	15.1	14.5	18.0	9.2	10.8
VALID SKIP	79.3	84.9	73.8	83.9	79.2	75.2	81.8	79.7	77.3	72.7	83.3	80.5	80.8	76.3	88.0	87.0
TOTAL PERCENT	100.0	100.0	100.0	100.0	100.0	100.0	100.0	100.0	100.0	100.0	100.0	100.0	100.0	100.0	100.0	100.0

N (Weighted)	A:66045	18938	B:25985	53560	5438	C:1652	43108	34892	5331	D:22534	62449	E:69892	15091	F:52281	25880	5088
N (Unwtd)	A:1355	427	B:569	1090	123	C:30	823	739	190	D:489	1293	E:1464	318	F:1105	539	102
Nmiss (Wtd)	A:N/A		B:N/A			C:N/A				D:N/A		E:N/A		F:1734		
Nmiss(Unwtd)	A:N/A		B:N/A			C:N/A				D:N/A		E:N/A		F:36		

Gender was determined from Q92. Educational status was determined from Q95.
Married = "Married for the first time" and "Remarried;" Not Married = "Single, never married;" and Other = "Legally separated," "Divorced" and "Widowed" (Q97).
Prior service = Respondents who served on active duty in any U.S. military component (Q5). No prior service = All others.
Duty-qualified = Respondents who were awarded the MOS for their current duty position (Q28). Not duty-qualified = All others.
Stay in USAR="Stay to retire"/"Stay beyond oblig.;" Leave at End="Leave after oblig.;" Leave Prior="Leave prior to oblig" (Q84).

1989 Survey of USAR TPU Soldiers
Junior Enlisted Stayers Tabulation Volume

Q60E INTERFERENCE:MEET MIL EDUC REQUIRMT

	A1 MALE	A2 FEMALE	B1 MARRI-ED	B2 NOT MARRI-ED	B3 OTHER	C1 <THAN HI SCH	C2 HIGH SCHOOL	C3 <THAN COLL	C4 BACH & UP	D1 PRIOR SRV	D2 NO PRIOR SRV	E1 DUTY QUAL	E2 NOT DUTY QUAL	F1 STAY IN USAR	F2 LEAVE AT END	F3 LEAVE PRIOR
1:A GREAT DEAL	0.1	0.0	0.2	0.0	0.0	0.0	0.0	0.1	0.0	0.2	0.0	0.1	0.0	0.0	0.2	0.0
2:VERY MUCH	0.2	0.3	0.4	0.1	0.7	0.0	0.2	0.3	0.0	0.7	0.1	0.3	0.0	0.3	0.2	0.0
3:SOMEWHAT	1.3	1.0	1.5	0.9	2.9	0.5	0.8	1.4	4.0	1.1	1.3	1.2	1.4	1.6	0.5	1.1
4:NOT MUCH	1.1	1.1	2.3	0.5	1.7	0.0	1.2	1.1	0.8	2.2	0.7	1.1	1.4	1.5	0.7	0.0
5:NOT AT ALL	1.4	2.3	2.1	1.4	0.8	0.0	0.8	2.1	5.6	1.4	1.6	1.5	1.8	2.1	0.8	1.1
MISSING	0.3	0.1	0.4	0.2	0.0	0.0	0.1	0.2	1.9	0.2	0.3	0.3	0.2	0.2	0.4	0.0
N/A	16.4	10.3	19.3	13.0	14.7	24.2	15.2	15.1	10.4	21.5	12.6	15.1	14.5	18.0	9.2	10.8
VALID SKIP	79.3	84.9	73.8	83.9	79.2	75.2	81.8	79.7	77.3	72.7	83.3	80.5	80.8	76.3	88.0	87.0
TOTAL PERCENT	100.0	100.0	100.0	100.0	100.0	100.0	100.0	100.0	100.0	100.0	100.0	100.0	100.0	100.0	100.0	100.0

N (Weighted)	A:66045	18938	B:25985	53560	5438	C:1652	43108	34892	5331	D:22534	62449	E:69892	15091	F:52281	25880	5088
N (Unwtd)	A:1355	427	B:569	1090	123	C:30	823	739	190	D:489	1293	E:1464	318	F:1105	539	102
Nmiss (Wtd)	A:N/A		B:N/A			C:N/A				D:N/A		E:N/A		F:1734		
Nmiss(Unwtd)	A:N/A		B:N/A			C:N/A				D:N/A		E:N/A		F:36		

Gender was determined from Q92. Educational status was determined from Q95.
Married = "Married for the first time" and "Remarried;" Not Married = "Single, never married;" and Other = "Legally separated," "Divorced" and "Widowed" (Q97).
Prior service = Respondents who served on active duty in any U.S. military component (Q5). No prior service = All others.
Duty-qualified = Respondents who were awarded the MOS for their current duty position (Q28). Not duty-qualified = All others.
Stay in USAR="Stay to retire"/"Stay beyond oblig.;" Leave at End="Leave after oblig.;" Leave Prior="Leave prior to oblig" (Q84).

1989 Survey of USAR TPU Soldiers
Junior Enlisted Stayers Tabulation Volume

Q6OF INTERFERENCE:MEET CIV EDUC REQUIRMT

	A1 MALE	A2 FEMALE	B1 MARRI-ED	B2 NOT MARRI-ED	B3 OTHER	C1 <THAN HI SCH	C2 HIGH SCHOOL	C3 <THAN COLL	C4 BACH & UP	D1 PRIOR SRV	D2 NO PRIOR SRV	E1 DUTY QUAL	E2 NOT DUTY QUAL	F1 STAY IN USAR	F2 LEAVE AT END	F3 LEAVE PRIOR
1:A GREAT DEAL	0.0	0.2	0.2	0.0	0.0	0.5	0.1	0.0	0.0	0.2	0.0	0.0	0.3	0.0	0.2	0.0
2:VERY MUCH	0.2	0.4	0.5	0.0	1.6	0.0	0.2	0.3	0.0	0.7	0.1	0.3	0.1	0.2	0.4	0.0
3:SOMEWHAT	0.9	0.0	1.2	0.5	0.0	0.0	0.6	0.9	1.0	0.9	0.7	0.9	0.0	0.9	0.6	0.0
4:NOT MUCH	1.2	1.1	2.3	0.6	1.7	0.0	1.1	1.2	2.0	1.8	1.0	1.1	1.6	1.7	0.5	0.0
5:NOT AT ALL	1.7	2.8	2.3	1.6	2.9	0.0	0.8	2.6	7.4	2.0	1.9	1.9	2.1	2.7	0.7	1.1
MISSING	0.4	0.4	0.4	0.4	0.0	0.0	0.3	0.2	1.9	0.2	0.5	0.3	0.6	0.3	0.4	1.1
N/A	16.4	10.3	19.3	13.0	14.7	24.2	15.2	15.1	10.4	21.5	12.6	15.1	14.5	18.0	9.2	10.8
VALID SKIP	79.3	84.9	73.8	83.9	79.2	75.2	81.8	79.7	77.3	72.7	83.3	80.5	80.8	76.3	88.0	87.0
TOTAL PERCENT	100.0	100.0	100.0	100.0	100.0	100.0	100.0	100.0	100.0	100.0	100.0	100.0	100.0	100.0	100.0	100.0

N (Weighted)	A:66045	18938	B:25985	53560	5438	C:1652	43108	34892	5331	D:22534	62449	E:69892	15091	F:52281	25880	5088
N (Unwtd)	A:1355	427	B:569	1090	123	C:30	823	739	190	D:489	1293	E:1464	318	F:1105	539	102
Nmiss (Wtd)	A:N/A		B:N/A			C:N/A				D:N/A		E:N/A		F:1734		
Nmiss(Unwtd)	A:N/A		B:N/A			C:N/A				D:N/A		E:N/A		F:36		

Gender was determined from Q92. Educational status was determined from Q95.
Married = "Married for the first time" and "Remarried;" Not Married = "Single, never married;" and Other = "Legally separated," "Divorced" and "Widowed" (Q97).
Prior service = Respondents who served on active duty in any U.S. military component (Q5). No prior service = All others.
Duty-qualified = Respondents who were awarded the MOS for their current duty position (Q28). Not duty-qualified = All others.
Stay in USAR="Stay to retire"/"Stay beyond oblig.;" Leave at End="Leave after oblig.;" Leave Prior="Leave prior to oblig" (Q84).

1989 Survey of USAR TPU Soldiers
Junior Enlisted Stayers Tabulation Volume

Q60G INTERFERENCE:CIV EDUC FOR CIV JOB

	A1 MALE	A2 FEMALE	B1 MARRI-ED	B2 NOT MARRI-ED	B3 OTHER	C1 <THAN HI SCH	C2 HIGH SCHOOL	C3 <THAN COLL	C4 BACH & UP	D1 PRIOR SRV	D2 NO PRIOR SRV	E1 DUTY QUAL	E2 NOT DUTY QUAL	F1 STAY IN USAR	F2 LEAVE AT END	F3 LEAVE PRIOR
1:A GREAT DEAL	0.3	0.3	0.4	0.2	1.0	0.0	0.2	0.2	2.0	0.7	0.2	0.2	0.7	0.4	0.2	0.0
2:VERY MUCH	0.1	0.1	0.3	0.0	0.7	0.0	0.2	0.1	0.0	0.5	0.0	0.1	0.1	0.3	0.1	0.0
3:SOMEWHAT	1.3	0.6	1.8	0.8	0.8	0.0	0.7	1.8	0.6	1.2	1.1	1.2	0.6	1.1	1.0	2.2
4:NOT MUCH	1.0	1.4	1.4	0.9	1.7	0.5	0.9	1.3	1.8	1.4	1.0	1.1	1.3	1.1	0.6	0.0
5:NOT AT ALL	1.3	2.3	2.6	1.0	1.9	0.0	0.9	1.7	6.0	1.9	1.4	1.5	1.8	2.3	0.5	0.0
MISSING	0.3	0.1	0.4	0.2	0.0	0.0	0.1	0.2	1.9	0.2	0.3	0.3	0.2	0.2	0.4	0.0
N/A	16.4	10.3	19.3	13.0	14.7	24.2	15.2	15.1	10.4	21.5	12.6	15.1	14.5	18.0	9.2	10.8
VALID SKIP	79.3	84.9	73.8	83.9	79.2	75.2	81.8	79.7	77.3	72.7	83.3	80.5	80.8	76.3	88.0	87.0
TOTAL PERCENT	100.0	100.0	100.0	100.0	100.0	100.0	100.0	100.0	100.0	100.0	100.0	100.0	100.0	100.0	100.0	100.0

N (Weighted)	A:66045	18938	B:25985	53560	5438	C:1652	43108	34892	5331	D:22534	62449	E:69892	15091	F:52281	25880	5088
N (Unwtd)	A:1355	427	B:569	1090	123	C:30	823	739	190	D:489	1293	E:1464	318	F:1105	539	102
Nmiss (Wtd)	A:N/A		B:N/A			C:N/A				D:N/A		E:N/A		F:1734		
Nmiss(Unwtd)	A:N/A		B:N/A			C:N/A				D:N/A		E:N/A		F:36		

Gender was determined from Q92. Educational status was determined from Q95.
Married = "Married for the first time" and "Remarried;" Not Married = "Single, never married;" and Other = "Legally separated," "Divorced" and "Widowed" (Q97).
Prior service = Respondents who served on active duty in any U.S. military component (Q5). No prior service = All others.
Duty-qualified = Respondents who were awarded the MOS for their current duty position (Q28). Not duty-qualified = All others.
Stay in USAR="Stay to retire"/"Stay beyond oblig.;" Leave at End="Leave after oblig.;" Leave Prior="Leave prior to oblig" (Q84).

1989 Survey of USAR TPU Soldiers
Junior Enlisted Stayers Tabulation Volume

Q60H INTERFERENCE:POOR SUBORD LEADERSHIP

	A1 MALE	A2 FEMALE	B1 MARRI-ED	B2 NOT MARRI-ED	B3 OTHER	C1 <THAN HI SCH	C2 HIGH SCHOOL	C3 <THAN COLL	C4 BACH & UP	D1 PRIOR SRV	D2 NO PRIOR SRV	E1 DUTY QUAL	E2 NOT DUTY QUAL	F1 STAY IN USAR	F2 LEAVE AT END	F3 LEAVE PRIOR
1:A GREAT DEAL	0.1	0.0	0.2	0.0	0.0	0.0	0.1	0.0	0.0	0.2	0.0	0.1	0.0	0.1	0.0	0.0
2:VERY MUCH	0.4	0.2	0.6	0.1	1.6	0.5	0.1	0.6	0.9	0.7	0.2	0.4	0.3	0.4	0.4	0.0
3:SOMEWHAT	1.1	1.9	1.4	1.3	0.3	0.0	1.2	1.3	1.6	1.5	1.1	1.2	1.3	1.4	1.0	1.1
4:NOT MUCH	1.5	1.2	2.3	0.9	2.3	0.0	0.8	2.1	2.5	1.0	1.6	1.4	1.3	1.9	0.7	1.1
5:NOT AT ALL	1.1	1.5	2.0	0.7	1.9	0.0	0.8	1.1	5.4	2.2	0.8	1.1	1.6	1.7	0.4	0.0
MISSING	0.3	0.1	0.4	0.2	0.0	0.0	0.1	0.2	1.9	0.2	0.3	0.3	0.2	0.2	0.4	0.0
N/A	16.4	10.3	19.3	13.0	14.7	24.2	15.2	15.1	10.4	21.5	12.6	15.1	14.5	18.0	9.2	10.8
VALID SKIP	79.3	84.9	73.8	83.9	79.2	75.2	81.8	79.7	77.3	72.7	83.3	80.5	80.8	76.3	88.0	87.0
TOTAL PERCENT	100.0	100.0	100.0	100.0	100.0	100.0	100.0	100.0	100.0	100.0	100.0	100.0	100.0	100.0	100.0	100.0

N (Weighted)	A:66045	18938	B:25985	53560	5438	C:1652	43108	34892	5331	D:22534	62449	E:69892	15091	F:52281	25880	5088
N (Unwtd)	A:1355	427	B:569	1090	123	C:30	823	739	190	D:489	1293	E:1464	318	F:1105	539	102
Nmiss (Wtd)	A:N/A		B:N/A			C:N/A				D:N/A		E:N/A		F:1734		
Nmiss(Unwtd)	A:N/A		B:N/A			C:N/A				D:N/A		E:N/A		F:36		

Gender was determined from Q92. Educational status was determined from Q95.
Married = "Married for the first time" and "Remarried;" Not Married = "Single, never married;" and Other = "Legally separated," "Divorced" and "Widowed" (Q97).
Prior service = Respondents who served on active duty in any U.S. military component (Q5). No prior service = All others.
Duty-qualified = Respondents who were awarded the MOS for their current duty position (Q28). Not duty-qualified = All others.
Stay in USAR="Stay to retire"/"Stay beyond oblig.;" Leave at End="Leave after oblig.;" Leave Prior="Leave prior to oblig" (Q84).

1989 Survey of USAR TPU Soldiers
Junior Enlisted Stayers Tabulation Volume

Q60I INTERFERENCE:POOR QUALITY SOLDIERS

	A1 MALE	A2 FEMALE	B1 MARRI-ED	B2 NOT MARRI-ED	B3 OTHER	C1 <THAN HI SCH	C2 HIGH SCHOOL	C3 <THAN COLL	C4 BACH & UP	D1 PRIOR SRV	D2 NO PRIOR SRV	E1 DUTY QUAL	E2 NOT DUTY QUAL	F1 STAY IN USAR	F2 LEAVE AT END	F3 LEAVE PRIOR
1:A GREAT DEAL	0.1	0.0	0.4	0.0	0.0	0.0	0.1	0.1	0.0	0.4	0.0	0.1	0.0	0.1	0.2	0.0
2:VERY MUCH	0.2	0.2	0.4	0.0	1.6	0.0	0.2	0.1	0.9	0.2	0.2	0.2	0.3	0.3	0.2	0.0
3:SOMEWHAT	1.4	1.5	1.9	1.2	1.5	0.0	1.1	1.9	1.7	2.0	1.2	1.5	1.3	1.3	1.0	2.2
4:NOT MUCH	1.1	1.3	1.9	0.8	0.5	0.0	0.7	1.4	2.8	1.3	1.1	1.0	1.7	1.6	0.7	0.0
5:NOT AT ALL	1.1	1.8	1.7	0.9	2.6	0.0	0.8	1.3	5.0	1.6	1.1	1.3	1.2	1.5	0.3	0.0
MISSING	0.4	0.1	0.7	0.2	0.0	0.5	0.1	0.4	1.9	0.2	0.4	0.4	0.2	0.4	0.4	0.0
N/A	16.4	10.3	19.3	13.0	14.7	24.2	15.2	15.1	10.4	21.5	12.6	15.1	14.5	18.0	9.2	10.8
VALID SKIP	79.3	84.9	73.8	83.9	79.2	75.2	81.8	79.7	77.3	72.7	83.3	80.5	80.8	76.3	88.0	87.0
TOTAL PERCENT	100.0	100.0	100.0	100.0	100.0	100.0	100.0	100.0	100.0	100.0	100.0	100.0	100.0	100.0	100.0	100.0

N (Weighted)	A:66045	18938	B:25985	53560	5438	C:1652	43108	34892	5331	D:22534	62449	E:69892	15091	F:52281	25880	5088
N (Unwtd)	A:1355	427	B:569	1090	123	C:30	823	739	190	D:489	1293	E:1464	318	F:1105	539	102
Nmiss (Wtd)	A:N/A		B:N/A			C:N/A				D:N/A		E:N/A		F:1734		
Nmiss(Unwtd)	A:N/A		B:N/A			C:N/A				D:N/A		E:N/A		F:36		

Gender was determined from Q92. Educational status was determined from Q95.
Married = "Married for the first time" and "Remarried;" Not Married = "Single, never married;" and Other = "Legally separated," "Divorced" and "Widowed" (Q97).
Prior service = Respondents who served on active duty in any U.S. military component (Q5). No prior service = All others.
Duty-qualified = Respondents who were awarded the MOS for their current duty position (Q28). Not duty-qualified = All others.
Stay in USAR="Stay to retire"/"Stay beyond oblig.;" Leave at End="Leave after oblig.;" Leave Prior="Leave prior to oblig" (Q84).

1989 Survey of USAR TPU Soldiers
Junior Enlisted Stayers Tabulation Volume

Q60J INTERFERENCE:UNTRAINED SUPPORT PERS

	A1 MALE	A2 FEMALE	B1 MARRI-ED	B2 NOT MARRI-ED	B3 OTHER	C1 <THAN HI SCH	C2 HIGH SCHOOL	C3 <THAN COLL	C4 BACH & UP	D1 PRIOR SRV	D2 NO PRIOR SRV	E1 DUTY QUAL	E2 NOT DUTY QUAL	F1 STAY IN USAR	F2 LEAVE AT END	F3 LEAVE PRIOR
1:A GREAT DEAL	0.1	0.2	0.4	0.0	0.0	0.0	0.2	0.0	0.0	0.4	0.0	0.1	0.3	0.1	0.2	0.0
2:VERY MUCH	0.3	0.0	0.7	0.0	0.7	0.0	0.1	0.3	1.4	0.7	0.1	0.3	0.0	0.3	0.2	0.0
3:SOMEWHAT	1.7	1.4	2.1	1.3	2.4	0.5	0.9	2.6	1.6	1.6	1.6	1.9	0.5	1.7	1.5	2.2
4:NOT MUCH	1.1	1.7	1.5	1.0	2.1	0.0	1.0	1.3	2.5	1.6	1.1	0.8	3.1	1.8	0.3	0.0
5:NOT AT ALL	0.9	1.4	1.8	0.6	0.9	0.0	0.7	0.8	4.9	1.3	0.9	1.1	0.6	1.5	0.3	0.0
MISSING	0.3	0.1	0.4	0.2	0.0	0.0	0.1	0.2	1.9	0.2	0.3	0.3	0.2	0.2	0.4	0.0
N/A	16.4	10.3	19.3	13.0	14.7	24.2	15.2	15.1	10.4	21.5	12.6	15.1	14.5	18.0	9.2	10.8
VALID SKIP	79.3	84.9	73.8	83.9	79.2	75.2	81.8	79.7	77.3	72.7	83.3	80.5	80.8	76.3	88.0	87.0
TOTAL PERCENT	100.0	100.0	100.0	100.0	100.0	100.0	100.0	100.0	100.0	100.0	100.0	100.0	100.0	100.0	100.0	100.0

N (Weighted)	A:66045	18938	B:25985	53560	5438	C:1652	43108	34892	5331	D:22534	62449	E:69892	15091	F:52281	25880	5088
N (Unwtd)	A:1355	427	B:569	1090	123	C:30	823	739	190	D:489	1293	E:1464	318	F:1105	539	102
Nmiss (Wtd)	A:N/A		B:N/A			C:N/A				D:N/A		E:N/A		F:1734		
Nmiss(Unwtd)	A:N/A		B:N/A			C:N/A				D:N/A		E:N/A		F:36		

Gender was determined from Q92. Educational status was determined from Q95.
Married = "Married for the first time" and "Remarried;" Not Married = "Single, never married;" and Other = "Legally separated," "Divorced" and "Widowed" (Q97).
Prior service = Respondents who served on active duty in any U.S. military component (Q5). No prior service = All others.
Duty-qualified = Respondents who were awarded the MOS for their current duty position (Q28). Not duty-qualified = All others.
Stay in USAR="Stay to retire"/"Stay beyond oblig.;" Leave at End="Leave after oblig.;" Leave Prior="Leave prior to oblig" (Q84)

1989 Survey of USAR TPU Soldiers
Junior Enlisted Stayers Tabulation Volume

Q60K INTERFERENCE:UNQUALIFIED UNIT TECHS

	A1 MALE	A2 FEMALE	B1 MARRI-ED	B2 NOT MARRI-ED	B3 OTHER	C1 <THAN HI SCH	C2 HIGH SCHOOL	C3 <THAN COLL	C4 BACH & UP	D1 PRIOR SRV	D2 NO PRIOR SRV	E1 DUTY QUAL	E2 NOT DUTY QUAL	F1 STAY IN USAR	F2 LEAVE AT END	F3 LEAVE PRIOR
1:A GREAT DEAL	0.1	0.0	0.2	0.0	0.7	0.0	0.1	0.1	0.0	0.4	0.0	0.1	0.0	0.1	0.2	0.0
2:VERY MUCH	0.2	0.5	0.3	0.2	0.8	0.5	0.1	0.5	0.0	0.3	0.3	0.3	0.4	0.4	0.2	0.0
3:SOMEWHAT	1.0	1.3	2.0	0.6	1.0	0.0	1.0	1.0	2.3	1.2	1.0	1.1	0.8	1.1	1.0	1.1
4:NOT MUCH	1.0	0.8	1.3	0.8	0.5	0.0	0.5	1.5	1.2	0.9	0.9	0.9	0.9	1.3	0.2	1.1
5:NOT AT ALL	1.8	2.1	2.8	1.3	3.1	0.0	1.3	1.9	6.3	2.8	1.6	1.8	2.4	2.7	0.8	0.0
MISSING	0.3	0.1	0.4	0.2	0.0	0.0	0.1	0.2	1.9	0.2	0.3	0.3	0.2	0.2	0.4	0.0
N/A	16.4	10.3	19.3	13.0	14.7	24.2	15.2	15.1	10.4	21.5	12.6	15.1	14.5	18.0	9.2	10.8
VALID SKIP	79.3	84.9	73.8	83.9	79.2	75.2	81.8	79.7	77.3	72.7	83.3	80.5	80.8	76.3	88.0	87.0
TOTAL PERCENT	100.0	100.0	100.0	100.0	100.0	100.0	100.0	100.0	100.0	100.0	100.0	100.0	100.0	100.0	100.0	100.0

N (Weighted)	A:66045	18938	B:25985	53560	5438	C:1652	43108	34892	5331	D:22534	62449	E:69892	15091	F:52281	25880	5088
N (Unwtd)	A:1355	427	B:569	1090	123	C:30	823	739	190	D:489	1293	E:1464	318	F:1105	539	102
Nmiss (Wtd)	A:N/A		B:N/A			C:N/A				D:N/A		E:N/A		F:1734		
Nmiss(Unwtd)	A:N/A		B:N/A			C:N/A				D:N/A		E:N/A		F:36		

Gender was determined from Q92. Educational status was determined from Q95.
Married = "Married for the first time" and "Remarried;" Not Married = "Single, never married;" and Other = "Legally separated," "Divorced" and "Widowed" (Q97).
Prior service = Respondents who served on active duty in any U.S. military component (Q5). No prior service = All others.
Duty-qualified = Respondents who were awarded the MOS for their current duty position (Q28). Not duty-qualified = All others.
Stay in USAR="Stay to retire"/"Stay beyond oblig.;" Leave at End="Leave after oblig.;" Leave Prior="Leave prior to oblig" (Q84).

1989 Survey of USAR TPU Soldiers
Junior Enlisted Stayers Tabulation Volume

Q60L INTERFERENCE:INADEQ # F-TIME PERS

	A1 MALE	A2 FEMALE	B1 MARRI-ED	B2 NOT MARRI-ED	B3 OTHER	C1 <THAN HI SCH	C2 HIGH SCHOOL	C3 <THAN COLL	C4 BACH & UP	D1 PRIOR SRV	D2 NO PRIOR SRV	E1 DUTY QUAL	E2 NOT DUTY QUAL	F1 STAY IN USAR	F2 LEAVE AT END	F3 LEAVE PRIOR
1:A GREAT DEAL	0.6	0.4	0.9	0.2	2.2	0.5	0.2	0.8	1.8	1.0	0.4	0.6	0.4	0.6	0.6	0.0
2:VERY MUCH	0.4	0.4	0.7	0.1	1.4	0.0	0.0	0.6	2.0	0.9	0.2	0.3	0.7	0.5	0.3	0.0
3:SOMEWHAT	1.2	1.2	1.5	1.1	0.0	0.0	1.4	1.1	0.3	1.4	1.1	1.0	2.0	1.5	0.7	1.1
4:NOT MUCH	0.7	0.7	0.9	0.7	0.5	0.0	0.3	1.1	2.0	0.6	0.8	0.8	0.3	1.0	0.2	1.1
5:NOT AT ALL	1.2	2.0	2.5	0.8	1.9	0.0	1.1	1.4	4.2	1.8	1.2	1.4	1.0	1.9	0.6	0.0
MISSING	0.3	0.1	0.4	0.2	0.2	0.0	0.1	0.2	2.1	0.2	0.3	0.3	0.3	0.2	0.4	0.0
N/A	16.4	10.3	19.3	13.0	14.7	24.2	15.2	15.1	10.4	21.5	12.6	15.1	14.5	18.0	9.2	10.8
VALID SKIP	79.3	84.9	73.8	83.9	79.2	75.2	81.8	79.7	77.3	72.7	83.3	80.5	80.8	76.3	88.0	87.0
TOTAL PERCENT	100.0	100.0	100.0	100.0	100.0	100.0	100.0	100.0	100.0	100.0	100.0	100.0	100.0	100.0	100.0	100.0

N (Weighted)	A:66045	18938	B:25985	53560	5438	C:1652	43108	34892	5331	D:22534	62449	E:69892	15091	F:52281	25880	5088
N (Unwtd)	A:1355	427	B:569	1090	123	C:30	823	739	190	D:489	1293	E:1464	318	F:1105	539	102
Nmiss (Wtd)	A:N/A		B:N/A			C:N/A				D:N/A		E:N/A		F:1734		
Nmiss(Unwtd)	A:N/A		B:N/A			C:N/A				D:N/A		E:N/A		F:36		

Gender was determined from Q92. Educational status was determined from Q95.
Married = "Married for the first time" and "Remarried;" Not Married = "Single, never married;" and Other = "Legally separated," "Divorced" and "Widowed" (Q97).
Prior service = Respondents who served on active duty in any U.S. military component (Q5). No prior service = All others.
Duty-qualified = Respondents who were awarded the MOS for their current duty position (Q28). Not duty-qualified = All others.
Stay in USAR="Stay to retire"/"Stay beyond oblig.;" Leave at End="Leave after oblig.;" Leave Prior="Leave prior to oblig" (Q84).

1989 Survey of USAR TPU Soldiers
Junior Enlisted Stayers Tabulation Volume

Q61A AR VS. ACTIVE ARMY:MORALE

	A1 MALE	A2 FEMALE	B1 MARRI-ED	B2 NOT MARRI-ED	B3 OTHER	C1 <THAN HI SCH	C2 HIGH SCHOOL	C3 <THAN COLL	C4 BACH & UP	D1 PRIOR SRV	D2 NO PRIOR SRV	E1 DUTY QUAL	E2 NOT DUTY QUAL	F1 STAY IN USAR	F2 LEAVE AT END	F3 LEAVE PRIOR
1:USAR MUCH BETR	8.2	10.7	9.0	7.9	15.6	14.1	8.8	7.8	13.3	8.6	8.8	8.6	9.2	10.8	5.8	4.0
2:USAR BETTER	16.6	10.4	14.4	16.3	8.6	13.5	14.4	16.2	15.6	14.3	15.5	14.7	17.6	16.6	12.9	14.0
3:USAR SAME	39.6	40.8	41.0	39.4	38.5	43.1	41.5	37.2	42.2	37.0	40.9	40.5	36.7	38.6	42.0	44.9
4:USAR WORSE	24.8	28.8	24.4	26.0	28.6	15.9	24.5	28.2	21.4	26.0	25.5	25.6	25.9	25.4	27.7	21.6
5:USAR MUCH WORS	8.1	7.6	8.5	7.8	6.9	0.0	7.8	8.9	6.1	11.8	6.6	7.9	8.6	6.4	10.1	15.5
MISSING	2.8	1.7	2.6	2.6	1.9	13.5	3.0	1.7	1.4	2.3	2.7	2.7	2.1	2.3	1.5	0.0
TOTAL PERCENT	100.0	100.0	100.0	100.0	100.0	100.0	100.0	100.0	100.0	100.0	100.0	100.0	100.0	100.0	100.0	100.0

N (Weighted)	A:66045	18938	B:25985	53560	5438	C:1652	43108	34892	5331	D:22534	62449	E:69892	15091	F:52281	25880	5088
N (Unwtd)	A:1355	427	B:569	1090	123	C:30	823	739	190	D:489	1293	E:1464	318	F:1105	539	102
Nmiss (Wtd)	A:N/A		B:N/A			C:N/A				D:N/A		E:N/A		F:1734		
Nmiss(Unwtd)	A:N/A		B:N/A			C:N/A				D:N/A		E:N/A		F:36		

Gender was determined from Q92. Educational status was determined from Q95.
Married = "Married for the first time" and "Remarried;" Not Married = "Single, never married;" and Other = "Legally separated," "Divorced" and "Widowed" (Q97).
Prior service = Respondents who served on active duty in any U.S. military component (Q5). No prior service = All others.
Duty-qualified = Respondents who were awarded the MOS for their current duty position (Q28). Not duty-qualified = All others.
Stay in USAR="Stay to retire"/"Stay beyond oblig.;" Leave at End="Leave after oblig.;" Leave Prior="Leave prior to oblig" (Q84).

1989 Survey of USAR TPU Soldiers
Junior Enlisted Stayers Tabulation Volume

Q61B AR VS. ACTIVE ARMY:DISCIPLINE

	A1 MALE	A2 FEMALE	B1 MARRI-ED	B2 NOT MARRI-ED	B3 OTHER	C1 <THAN HI SCH	C2 HIGH SCHOOL	C3 <THAN COLL	C4 BACH & UP	D1 PRIOR SRV	D2 NO PRIOR SRV	E1 DUTY QUAL	E2 NOT DUTY QUAL	F1 STAY IN USAR	F2 LEAVE AT END	F3 LEAVE PRIOR
1:USAR MUCH BETR	3.4	3.5	4.3	2.8	5.8	11.4	3.8	2.3	4.6	3.5	3.4	3.4	3.4	4.4	1.7	3.1
2:USAR BETTER	9.2	7.7	9.3	8.9	6.3	9.7	9.8	7.6	10.0	8.7	8.9	9.0	8.6	9.0	8.9	8.0
3:USAR SAME	34.7	31.0	37.1	31.7	39.9	35.2	37.5	29.6	32.5	36.4	33.0	33.8	34.5	35.3	32.7	27.6
4:USAR WORSE	36.8	41.5	32.6	41.0	31.8	23.8	35.2	41.8	37.0	31.7	40.0	38.1	36.5	37.3	40.0	39.7
5:USAR MUCH WORS	12.8	14.9	14.0	12.8	14.3	9.6	10.5	16.7	14.4	17.5	11.8	13.0	14.7	11.9	14.8	20.6
MISSING	3.1	1.4	2.7	2.8	1.9	10.3	3.1	2.0	1.4	2.2	2.9	2.8	2.4	2.2	1.8	1.0
TOTAL PERCENT	100.0	100.0	100.0	100.0	100.0	100.0	100.0	100.0	100.0	100.0	100.0	100.0	100.0	100.0	100.0	100.0

N (Weighted)	A:66045	18938	B:25985	53560	5438	C:1652	43108	34892	5331	D:22534	62449	E:69892	15091	F:52281	25880	5088
N (Unwtd)	A:1355	427	B:569	1090	123	C:30	823	739	190	D:489	1293	E:1464	318	F:1105	539	102
Nmiss (Wtd)	A:N/A		B:N/A			C:N/A				D:N/A		E:N/A		F:1734		
Nmiss(Unwtd)	A:N/A		B:N/A			C:N/A				D:N/A		E:N/A		F:36		

Gender was determined from Q92. Educational status was determined from Q95.
Married = "Married for the first time" and "Remarried;" Not Married = "Single, never married;" and Other = "Legally separated," "Divorced" and "Widowed" (Q97).
Prior service = Respondents who served on active duty in any U.S. military component (Q5). No prior service = All others.
Duty-qualified = Respondents who were awarded the MOS for their current duty position (Q28). Not duty-qualified = All others.
Stay in USAR="Stay to retire"/"Stay beyond oblig.;" Leave at End="Leave after oblig.;" Leave Prior="Leave prior to oblig" (Q84).

1989 Survey of USAR TPU Soldiers
Junior Enlisted Stayers Tabulation Volume

Q61C AR VS. ACTIVE ARMY:MILIT COURTESY

	A1 MALE	A2 FEMALE	B1 MARRI-ED	B2 NOT MARRI-ED	B3 OTHER	C1 <THAN HI SCH	C2 HIGH SCHOOL	C3 <THAN COLL	C4 BACH & UP	D1 PRIOR SRV	D2 NO PRIOR SRV	E1 DUTY QUAL	E2 NOT DUTY QUAL	F1 STAY IN USAR	F2 LEAVE AT END	F3 LEAVE PRIOR
1:USAR MUCH BETR	2.7	3.8	4.1	2.3	3.9	3.2	3.7	2.1	2.7	3.5	2.8	2.9	3.4	3.7	1.8	2.0
2:USAR BETTER	7.4	5.1	7.6	6.5	7.4	3.2	7.4	7.0	4.1	8.0	6.5	6.7	7.9	7.1	6.8	6.0
3:USAR SAME	38.8	35.4	44.1	35.6	34.2	49.0	42.3	33.1	33.6	37.7	38.2	37.6	40.3	39.8	35.6	34.9
4:USAR WORSE	34.5	38.2	26.6	39.0	40.7	24.6	32.2	38.8	40.8	32.2	36.5	36.0	32.2	35.4	37.3	30.3
5:USAR MUCH WORS	13.2	15.8	14.3	13.7	11.9	6.6	10.7	17.5	16.0	16.1	12.9	13.8	13.6	11.5	16.3	25.8
MISSING	3.3	1.8	3.3	2.9	1.9	13.5	3.7	1.6	2.9	2.5	3.2	3.1	2.5	2.4	2.2	1.0
TOTAL PERCENT	100.0	100.0	100.0	100.0	100.0	100.0	100.0	100.0	100.0	100.0	100.0	100.0	100.0	100.0	100.0	100.0

N (Weighted)	A:66045	18938	B:25985	53560	5438	C:1652	43108	34892	5331	D:22534	62449	E:69892	15091	F:52281	25880	5088
N (Unwtd)	A:1355	427	B:569	1090	123	C:30	823	739	190	D:489	1293	E:1464	318	F:1105	539	102
Nmiss (Wtd)	A:N/A		B:N/A			C:N/A				D:N/A		E:N/A		F:1734		
Nmiss(Unwtd)	A:N/A		B:N/A			C:N/A				D:N/A		E:N/A		F:36		

Gender was determined from Q92. Educational status was determined from Q95.
Married = "Married for the first time" and "Remarried;" Not Married = "Single, never married;" and Other = "Legally separated," "Divorced" and "Widowed" (Q97).
Prior service = Respondents who served on active duty in any U.S. military component (Q5). No prior service = All others.
Duty-qualified = Respondents who were awarded the MOS for their current duty position (Q28). Not duty-qualified = All others.
Stay in USAR="Stay to retire"/"Stay beyond oblig.;" Leave at End="Leave after oblig.;" Leave Prior="Leave prior to oblig" (Q84).

1989 Survey of USAR TPU Soldiers
Junior Enlisted Stayers Tabulation Volume

Q61D AR VS. ACTIVE ARMY:QUAL OF EQUIPMT

	A1 MALE	A2 FEMALE	B1 MARRI-ED	B2 NOT MARRI-ED	B3 OTHER	C1 <THAN HI SCH	C2 HIGH SCHOOL	C3 <THAN COLL	C4 BACH & UP	D1 PRIOR SRV	D2 NO PRIOR SRV	E1 DUTY QUAL	E2 NOT DUTY QUAL	F1 STAY IN USAR	F2 LEAVE AT END	F3 LEAVE PRIOR
1:USAR MUCH BETR	3.0	2.6	3.7	2.7	1.0	3.2	3.5	1.8	4.7	3.9	2.5	2.9	3.0	2.7	3.0	4.0
2:USAR BETTER	8.3	5.1	7.7	7.3	9.7	13.3	9.2	6.0	2.7	7.8	7.5	6.9	10.5	8.0	7.2	6.0
3:USAR SAME	28.5	31.8	28.9	28.6	37.4	25.0	31.7	27.0	25.8	31.1	28.6	29.2	29.6	30.3	28.9	25.9
4:USAR WORSE	36.0	41.4	34.3	38.7	37.0	30.6	35.5	38.4	46.1	34.9	38.1	37.2	37.3	38.2	36.8	34.1
5:USAR MUCH WORS	20.6	17.4	21.8	19.7	13.1	11.1	16.7	24.7	16.9	19.5	20.0	20.5	16.9	18.1	22.1	29.0
MISSING	3.6	1.7	3.6	3.1	1.9	16.8	3.4	2.1	3.8	2.9	3.3	3.3	2.7	2.6	2.1	1.0
TOTAL PERCENT	100.0	100.0	100.0	100.0	100.0	100.0	100.0	100.0	100.0	100.0	100.0	100.0	100.0	100.0	100.0	100.0

N (Weighted)	A:66045	18938	B:25985	53560	5438	C:1652	43108	34892	5331	D:22534	62449	E:69892	15091	F:52281	25880	5088
N (Unwtd)	A:1355	427	B:569	1090	123	C:30	823	739	190	D:489	1293	E:1464	318	F:11C5	539	102
Nmiss (Wtd)	A:N/A		B:N/A			C:N/A				D:N/A		E:N/A		F:1734		
Nmiss(Unwtd)	A:N/A		B:N/A			C:N/A				D:N/A		E:N/A		F:36		

Gender was determined from Q92. Educational status was determined from Q95.
Married = "Married for the first time" and "Remarried;" Not Married = "Single, never married;" and Other = "Legally separated," "Divorced" and "Widowed" (Q97).
Prior service = Respondents who served on active duty in any U.S. military component (Q5). No prior service = All others.
Duty-qualified = Respondents who were awarded the MOS for their current duty position (Q28). Not duty-qualified = All others.
Stay in USAR="Stay to retire"/"Stay beyond oblig.;" Leave at End="Leave after oblig.;" Leave Prior="Leave prior to oblig" (Q84).

1989 Survey of USAR TPU Soldiers
Junior Enlisted Stayers Tabulation Volume

Q61E AR VS. ACTIVE ARMY:QUALITY OF TRNG

	A1 MALE	A2 FEMALE	B1 MARRI-ED	B2 NOT MARRI-ED	B3 OTHER	C1 <THAN HI SCH	C2 HIGH SCHOOL	C3 <THAN COLL	C4 BACH & UP	D1 PRIOR SRV	D2 NO PRIOR SRV	E1 DUTY QUAL	E2 NOT DUTY QUAL	F1 STAY IN USAR	F2 LEAVE AT END	F3 LEAVE PRIOR
1:USAR MUCH BETR	3.1	3.4	4.1	2.5	5.0	3.7	4.2	2.0	1.9	2.8	3.3	3.1	3.3	4.3	1.5	1.0
2:USAR BETTER	8.3	6.6	7.7	8.0	8.4	6.4	8.7	7.3	6.2	7.0	8.3	7.4	10.4	7.6	8.7	8.4
3:USAR SAME	38.0	40.0	37.2	38.6	42.8	42.7	40.0	36.8	34.8	40.4	37.7	39.2	34.9	40.6	37.1	30.8
4:USAR WORSE	33.6	36.0	34.4	34.4	31.1	22.7	32.4	36.2	39.1	32.1	34.9	34.0	34.7	34.8	33.6	32.0
5:USAR MUCH WORS	12.8	11.7	12.4	12.8	10.9	7.7	10.2	15.4	13.8	14.8	11.7	12.5	12.8	9.9	15.8	25.7
MISSING	4.2	2.3	4.3	3.7	1.9	16.8	4.5	2.3	4.1	2.9	4.1	3.8	3.8	2.9	3.3	2.0
TOTAL PERCENT	100.0	100.0	100.0	100.0	100.0	100.0	100.0	100.0	100.0	100.0	100.0	100.0	100.0	100.0	100.0	100.0

N (Weighted)	A:66045	18938	B:25985	53560	5438	C:1652	43108	34892	5331	D:22534	62449	E:69892	15091	F:52281	25880	5088
N (Unwtd)	A:1355	427	B:569	1090	123	C:30	823	739	190	D:489	1293	E:1464	318	F:1105	539	102
Nmiss (Wtd)	A:N/A		B:N/A			C:N/A				D:N/A		E:N/A		F:1734		
Nmiss(Unwtd)	A:N/A		B:N/A			C:N/A				D:N/A		E:N/A		F:36		

Gender was determined from Q92. Educational status was determined from Q95.
Married = "Married for the first time" and "Remarried;" Not Married = "Single, never married;" and Other = "Legally separated," "Divorced" and "Widowed" (Q97).
Prior service = Respondents who served on active duty in any U.S. military component (Q5). No prior service = All others.
Duty-qualified = Respondents who were awarded the MOS for their current duty position (Q28). Not duty-qualified = All others.
Stay in USAR="Stay to retire"/"Stay beyond oblig.;" Leave at End="Leave after oblig.;" Leave Prior="Leave prior to oblig" (Q84).

1989 Survey of USAR TPU Soldiers
Junior Enlisted Stayers Tabulation Volume

Q61F AR VS. ACTIVE ARMY:PERSL APPEARANCE

	A1 MALE	A2 FEMALE	B1 MARRI-ED	B2 NOT MARRI-ED	B3 OTHER	C1 <THAN HI SCH	C2 HIGH SCHOOL	C3 <THAN COLL	C4 BACH & UP	D1 PRIOR SRV	D2 NO PRIOR SRV	E1 DUTY QUAL	E2 NOT DUTY QUAL	F1 STAY IN USAR	F2 LEAVE AT END	F3 LEAVE PRIOR
1:USAR MUCH BETR	3.4	3.5	4.6	2.7	5.0	3.2	3.9	2.7	4.5	3.9	3.3	3.4	3.6	3.7	3.0	4.0
2:USAR BETTER	6.7	3.8	8.5	5.0	5.9	0.0	6.9	5.2	7.2	6.7	5.9	5.4	9.2	6.8	5.6	3.8
3:USAR SAME	42.6	42.4	42.5	43.2	36.8	42.7	44.8	40.8	36.1	39.8	43.6	42.7	41.9	43.7	42.2	36.9
4:USAR WORSE	30.7	33.8	26.9	33.1	35.9	19.1	28.7	34.5	36.5	27.5	32.8	31.6	30.3	30.1	34.0	35.9
5:USAR MUCH WORS	12.4	14.6	13.3	12.5	14.5	13.7	11.4	14.8	12.9	18.9	10.7	12.9	12.8	12.6	13.1	17.4
MISSING	4.2	1.8	4.3	3.5	1.9	21.4	4.4	2.0	2.9	3.3	3.8	4.0	2.2	3.2	2.1	2.0
TOTAL PERCENT	100.0	100.0	100.0	100.0	100.0	100.0	100.0	100.0	100.0	100.0	100.0	100.0	100.0	100.0	100.0	100.0

N (Weighted)	A:66045	18938	B:25985	53560	5438	C:1652	43108	34892	5331	D:22534	62449	E:69892	15091	F:52281	25880	5088
N (Unwtd)	A:1355	427	B:569	1090	123	C:30	823	739	190	D:489	1293	E:1464	318	F:1105	539	102
Nmiss (Wtd)	A:N/A		B:N/A			C:N/A				D:N/A		E:N/A		F:1734		
Nmiss(Unwtd)	A:N/A		B:N/A			C:N/A				D:N/A		E:N/A		F:36		

Gender was determined from Q92. Educational status was determined from Q95.
Married = "Married for the first time" and "Remarried;" Not Married = "Single, never married;" and Other = "Legally separated," "Divorced" and "Widowed" (Q97).
Prior service = Respondents who served on active duty in any U.S. military component (Q5). No prior service = All others.
Duty-qualified = Respondents who were awarded the MOS for their current duty position (Q28). Not duty-qualified = All others.
Stay in USAR="Stay to retire"/"Stay beyond oblig.;" Leave at End="Leave after oblig.;" Leave Prior="Leave prior to oblig" (Q84).

1989 Survey of USAR TPU Soldiers
Junior Enlisted Stayers Tabulation Volume

Q62 TIME IN PRESENT ARMY RESERVE UNIT

	A1 MALE	A2 FEMALE	B1 MARRI-ED	B2 NOT MARRI-ED	B3 OTHER	C1 <THAN HI SCH	C2 HIGH SCHOOL	C3 <THAN COLL	C4 BACH & UP	D1 PRIOR SRV	D2 NO PRIOR SRV	E1 DUTY QUAL	E2 NOT DUTY QUAL	F1 STAY IN USAR	F2 LEAVE AT END	F3 LEAVE PRIOR
00: < 6 MONTHS	0.9	0.6	0.5	1.1	0.0	0.0	1.[illegible]	0.5	0.7	1.1	0.8	1.0	0.3	0.7	1.2	0.0
01: 6 MOS-1 YR	9.9	10.7	6.7	12.0	6.6	10.0	10.[illegible]	9.2	14.1	11.8	9.4	9.7	11.8	9.4	10.9	14.3
02: 2 YEARS	28.0	29.8	21.4	31.8	28.2	16.1	26.[illegible]	32.1	23.6	28.6	28.3	28.9	25.9	25.3	33.1	41.1
03-05: 3-5 YRS	43.5	44.3	46.7	42.5	40.7	30.5	41.9	46.1	46.2	38.3	45.6	44.6	39.6	44.2	45.4	31.3
06-10: 6-10 YRS	10.0	9.1	16.1	6.5	12.5	21.8	11.1	7.3	11.9	11.3	9.2	8.9	13.9	12.7	4.3	9.0
11-49: > 10 YRS	4.4	2.3	5.4	2.8	8.6	11.4	4.8	2.7	2.7	5.4	3.4	3.5	6.0	5.1	2.3	2.3
MISSING	2.8	2.9	2.9	2.8	3.0	10.3	3.5	2.0	0.7	3.1	2.7	3.0	2.0	2.3	2.1	2.1
MULTIPLE RESP	0.5	0.3	0.5	0.5	0.3	0.0	0.8	0.2	0.0	0.4	0.5	0.5	0.4	0.4	0.8	0.0
TOTAL PERCENT	100.0	100.0	100.0	100.0	100.0	100.0	100.0	100.0	100.0	100.0	100.0	100.0	100.0	100.0	100.0	100.0

N (Weighted)	A:66045	18938	B:25985	53560	5438	C:1652	43108	34892	5331	D:22534	62449	E:69892	15091	F:52281	25880	5088
N (Unwtd)	A:1355	427	B:569	1090	123	C:30	823	739	190	D:489	1293	E:1464	318	F:1105	539	102
Nmiss (Wtd)	A:N/A		B:N/A			C:N/A				D:N/A		E:N/A		F:1734		
Nmiss(Unwtd)	A:N/A		B:N/A			C:N/A				D:N/A		E:N/A		F:36		

Gender was determined from Q92. Educational status was determined from Q95.
Married = "Married for the first time" and "Remarried;" Not Married = "Single, never married;" and Other = "Legally separated," "Divorced" and "Widowed" (Q97).
Prior service = Respondents who served on active duty in any U.S. military component (Q5). No prior service = All others.
Duty-qualified = Respondents who were awarded the MOS for their current duty position (Q28). Not duty-qualified = All others.
Stay in USAR="Stay to retire"/"Stay beyond oblig.;" Leave at End="Leave after oblig.;" Leave Prior="Leave prior to oblig" (Q84).

1989 Survey of USAR TPU Soldiers
Junior Enlisted Stayers Tabulation Volume

Q63 YEARS OBLIGATED FOR CURRENT CONTRACT

	A1 MALE	A2 FEMALE	B1 MARRI-ED	B2 NOT MARRI-ED	B3 OTHER	C1 <THAN HI SCH	C2 HIGH SCHOOL	C3 <THAN COLL	C4 BACH & UP	D1 PRIOR SRV	D2 NO PRIOR SRV	E1 DUTY QUAL	E2 NOT DUTY QUAL	F1 STAY IN USAR	F2 LEAVE AT END	F3 LEAVE PRIOR
00: < 6 MONTHS	2.7	2.3	3.0	2.5	1.8	0.0	2.8	2.6	2.2	5.0	1.7	2.6	2.5	2.8	3.0	0.0
01: 6-12 MONTHS	4.7	3.4	6.4	3.4	5.3	7.7	4.6	3.7	6.7	10.0	2.4	4.1	6.2	4.8	4.2	2.9
02: 2 YEARS	4.1	1.5	4.3	3.2	3.5	3.2	3.7	3.3	4.0	7.1	2.3	3.3	4.6	4.4	1.4	6.4
03: 3 YEARS	10.2	5.8	12.6	7.4	11.4	20.9	9.9	7.6	11.3	17.6	6.2	9.0	10.2	9.5	8.6	11.0
04: 4 YEARS	6.5	5.3	5.9	6.7	2.7	3.2	6.3	6.9	1.7	5.2	6.6	6.0	7.0	6.5	5.3	9.8
05: 5 YEARS	4.6	4.4	5.6	3.9	5.0	0.0	5.2	3.9	4.4	6.4	3.8	4.3	5.5	5.1	3.4	2.4
06: 6 YEARS	44.2	45.1	41.6	45.2	49.8	43.7	42.8	46.6	43.2	36.7	47.2	44.9	42.3	44.1	47.2	40.3
07: 7 YEARS	1.0	1.8	1.2	1.3	0.0	0.0	1.1	1.2	2.2	0.8	1.3	1.1	1.5	1.0	1.7	1.0
08: 8 YEARS	15.0	23.9	13.0	19.6	10.0	7.9	16.7	18.2	13.6	3.1	22.0	18.2	11.1	15.7	19.8	15.1
09: 9 YEARS	0.9	1.8	0 7	1.3	1.0	0.0	0.4	1.8	2.9	0.7	1.3	1.0	1.9	1.0	1.3	2.0
10:DOESN'T APPLY	1.2	1.4	1.1	0.9	5.1	0.0	1.2	0.9	3.9	3.0	0.6	1.0	2.4	1.4	0.4	2.8
MISSING	4.1	2.8	3.3	3.9	4.5	13.5	4.2	2.9	3.8	4.3	3.6	3.8	3.6	3.3	2.3	6.2
MULTIPLE RESP	0.8	0.5	1.2	0.7	0.0	0.0	1.2	0.4	0.0	0.0	1.0	0.6	1.4	0.6	1.4	0.0
TOTAL PERCENT	100.0	100.0	100.0	100.0	100.0	100.0	100.0	100.0	100.0	100.0	100.0	100.0	100.0	100.0	100.0	100.0

N (Weighted)	A:66045	18938	B:25985	53560	5438	C:1652	43108	34892	5331	D:22534	62449	E:69892	15091	F:52281	25880	5088
N (Unwtd)	A:1355	427	B:569	1090	123	C:30	823	739	190	D:489	1293	E:1464	318	F:1105	539	102
Nmiss (Wtd)	A:N/A		B:N/A			C:N/A				D:N/A		E:N/A		F:1734		
Nmiss(Unwtd)	A:N/A		B:N/A			C:N/A				D:N/A		E:N/A		F:36		

Gender was determined from Q92. Educational status was determined from Q95.
Married = "Married for the first time" and "Remarried;" Not Married = "Single, never married;" and Other = "Legally separated," "Divorced" and "Widowed" (Q97).
Prior service = Respondents who served on active duty in any U.S. military component (Q5). No prior service = All others.
Duty-qualified = Respondents who were awarded the MOS for their current duty position (Q28). Not duty-qualified = All others.
Stay in USAR="Stay to retire"/"Stay beyond oblig.;" Leave at End="Leave after oblig.;" Leave Prior="Leave prior to oblig" (Q84).

1989 Survey of USAR TPU Soldiers
Junior Enlisted Stayers Tabulation Volume

Q64A WKND DRILL NO-SHOW:NOTHING

	A1 MALE	A2 FEMALE	B1 MARRI-ED	B2 NOT MARRI-ED	B3 OTHER	C1 <THAN HI SCH	C2 HIGH SCHOOL	C3 <THAN COLL	C4 3ACH & UP	D1 PRIOR SRV	D2 NO PRIOR SRV	E1 DUTY QUAL	E2 NOT DUTY QUAL	F1 STAY IN USAR	F2 LEAVE AT END	F3 LEAVE PRIOR
0:NOT ANSWERED	93.8	94.7	92.9	94.7	92.4	79.9	94.2	94.3	94.6	92.4	94.5	94.5	91.8	95.4	94.1	91.4
1:ANSWERED	4.2	4.5	4.9	3.6	7.6	3.4	3.6	5.0	4.6	6.3	3.5	4.0	5.3	3.7	5.1	7.6
MISSING	2.0	0.8	2.2	1.7	0.0	16.7	2.2	0.6	0.7	1.3	1.9	1.5	2.9	0.9	0.7	1.0
TOTAL PERCENT	100.0	100.0	100.0	100.0	100.0	100.0	100.0	100.0	100.0	100.0	100.0	100.0	100.0	100.0	100.0	100.0

N (Weighted)	A:66045	18938	B:25985	53560	5438	C:1652	43108	34892	5331	D:22534	62449	E:69892	15091	F:52281	25880	5088
N (Unwtd)	A:1355	427	B:569	1090	123	C:30	823	739	190	D:489	1293	E:1464	318	F:1105	539	102
Nmiss (Wtd)	A:N/A		B:N/A			C:N/A				D:N/A		E:N/A		F:1734		
Nmiss(Unwtd)	A:N/A		B:N/A			C:N/A				D:N/A		E:N/A		F:36		

Gender was determined from Q92. Educational status was determined from Q95.
Married = "Married for the first time" and "Remarried;" Not Married = "Single, never married;" and Other = "Legally separated," "Divorced" and "Widowed" (Q97).
Prior service = Respondents who served on active duty in any U.S. military component (Q5). No prior service = All others.
Duty-qualified = Respondents who were awarded the MOS for their current duty position (Q28). Not duty-qualified = All others.
Stay in USAR="Stay to retire"/"Stay beyond oblig.;" Leave at End="Leave after oblig.;" Leave Prior="Leave prior to oblig" (Q84).

1989 Survey of USAR TPU Soldiers
Junior Enlisted Stayers Tabulation Volume

Q64B WKND DRILL NO-SHOW:CALL FROM UNIT

	A1 MALE	A2 FEMALE	B1 MARRI-ED	B2 NOT MARRI-ED	B3 OTHER	C1 <THAN HI SCH	C2 HIGH SCHOOL	C3 <THAN COLL	C4 BACH & UP	D1 PRIOR SRV	D2 NO PRIOR SRV	E1 DUTY QUAL	E2 NOT DUTY QUAL	F1 STAY IN USAR	F2 LEAVE AT END	F3 LEAVE PRIOR
0:NOT ANSWERED	44.5	42.6	41.9	44.9	46.1	41.8	44.9	42.9	45.7	47.1	43.0	43.6	46.5	43.0	46.6	44.9
1:ANSWERED	53.5	56.6	56.0	53.3	53.9	41.5	52.9	56.5	53.6	51.6	55.1	54.9	50.7	56.0	52.6	54.2
MISSING	2.0	0.8	2.2	1.7	0.0	16.7	2.2	0.6	0.7	1.3	1.9	1.5	2.9	0.9	0.7	1.0
TOTAL PERCENT	100.0	100.0	100.0	100.0	100.0	100.0	100.0	100.0	100.0	100.0	100.0	100.0	100.0	100.0	100.0	100.0

N (Weighted)	A:66045	18938	B:25985	53560	5438	C:1652	43108	34892	5331	D:22534	62449	E:69892	15091	F:52281	25880	5088
N (Unwtd)	A:1355	427	B:569	1090	123	C:30	823	739	190	D:489	1293	E:1464	318	F:1105	539	102
Nmiss (Wtd)	A:N/A		B:N/A			C:N/A				D:N/A		E:N/A		F:1734		
Nmiss(Unwtd)	A:N/A		B:N/A			C:N/A				D:N/A		E:N/A		F:36		

Gender was determined from Q92. Educational status was determined from Q95.
Married = "Married for the first time" and "Remarried;" Not Married = "Single, never married;" and Other = "Legally separated," "Divorced" and "Widowed" (Q97).
Prior service = Respondents who served on active duty in any U.S. military component (Q5). No prior service = All others.
Duty-qualified = Respondents who were awarded the MOS for their current duty position (Q28). Not duty-qualified = All others.
Stay in USAR="Stay to retire"/"Stay beyond oblig.;" Leave at End="Leave after oblig.;" Leave Prior="Leave prior to oblig" (Q84).

1989 Survey of USAR TPU Soldiers
Junior Enlisted Stayers Tabulation Volume

Q64C WKND DRILL NO-SHOW:CALL FROM CMDR

	A1 MALE	A2 FEMALE	B1 MARRI-ED	B2 NOT MARRI-ED	B3 OTHER	C1 <THAN HI SCH	C2 HIGH SCHOOL	C3 <THAN COLL	C4 BACH & UP	D1 PRIOR SRV	D2 NO PRIOR SRV	E1 DUTY QUAL	E2 NOT DUTY QUAL	F1 STAY IN USAR	F2 LEAVE AT END	F3 LEAVE PRIOR
0:NOT ANSWERED	90.0	93.9	89.0	91.5	93.6	79.4	89.4	92.3	96.4	92.5	90.3	91.2	89.4	90.2	94.7	94.9
1:ANSWERED	8.0	5.3	8.9	6.8	6.4	3.9	8.4	7.0	2.9	6.1	7.8	7.3	7.7	8.9	4.6	4.1
MISSING	2.0	0.8	2.2	1.7	0.0	16.7	2.2	0.6	0.7	1.3	1.9	1.5	2.9	0.9	0.7	1.0
TOTAL PERCENT	100.0	100.0	100.0	100.0	100.0	100.0	100.0	100.0	100.0	100.0	100.0	100.0	100.0	100.0	100.0	100.0

N (Weighted)	A:66045	18938	B:25985	53560	5438	C:1652	43108	34892	5331	D:22534	62449	E:69892	15091	F:52281	25880	5088
N (Unwtd)	A:1355	427	B:569	1090	123	C:30	823	739	190	D:489	1293	E:1464	318	F:1105	539	102
Nmiss (Wtd)	A:N/A		B:N/A			C:N/A				D:N/A		E:N/A		F:1734		
Nmiss(Unwtd)	A:N/A		B:N/A			C:N/A				D:N/A		E:N/A		F:36		

Gender was determined from Q92. Educational status was determined from Q95.
Married = "Married for the first time" and "Remarried;" Not Married = "Single, never married;" and Other = "Legally separated," "Divorced" and "Widowed" (Q97).
Prior service = Respondents who served on active duty in any U.S. military component (Q5). No prior service = All others.
Duty-qualified = Respondents who were awarded the MOS for their current duty position (Q28). Not duty-qualified = All others.
Stay in USAR="Stay to retire"/"Stay beyond oblig.;" Leave at End="Leave after oblig.;" Leave Prior="Leave prior to oblig" (Q84).

1989 Survey of USAR TPU Soldiers
Junior Enlisted Stayers Tabulation Volume

Q64D WKND DRILL NO-SHOW:LETTER FROM UNIT

	A1 MALE	A2 FEMALE	B1 MARRI-ED	B2 NOT MARRI-ED	B3 OTHER	C1 <THAN HI SCH	C2 HIGH SCHOOL	C3 <THAN COLL	C4 BACH & UP	D1 PRIOR SRV	D2 NO PRIOR SRV	E1 DUTY QUAL	E2 NOT DUTY QUAL	F1 STAY IN USAR	F2 LEAVE AT END	F3 LEAVE PRIOR
0:NOT ANSWERED	76.0	75.3	72.4	77.3	78.3	70.9	76.3	75.9	73.8	74.3	76.5	75.8	76.2	77.1	74.0	84.3
1:ANSWERED	21.9	23.9	25.5	21.0	21.7	12.5	21.5	23.5	25.5	24.4	21.6	22.7	20.9	22.0	25.2	14.8
MISSING	2.0	0.8	2.2	1.7	0.0	16.7	2.2	0.6	0.7	1.3	1.9	1.5	2.9	0.9	0.7	1.0
TOTAL PERCENT	100.0	100.0	100.0	100.0	100.0	100.0	100.0	100.0	100.0	100.0	100.0	100.0	100.0	100.0	100.0	100.0

N (Weighted)	A:66045	18938	B:25985	53560	5438	C:1652	43108	34892	5331	D:2.2534	62449	E:69892	15091	F:52281	25880	5088
N (Unwtd)	A:1355	427	B:569	1090	123	C:30	823	739	190	D:489	1293	E:1464	318	F:1105	539	102
Nmiss (Wtd)	A:N/A		B:N/A			C:N/A				D:N/A		E:N/A		F:1734		
Nmiss(Unwtd)	A:N/A		B:N/A			C:N/A				D:N/.		E:N/A		F:36		

Gender was determined from Q92. Educational status was determined from Q95.
Married = "Married for the first time" and "Remarried;" Not Married = "Single, never married;" and Other = "Legally separated," "Divorced" and "Widowed" (Q97).
Prior service = Respondents who served on active duty in any U.S. military component (Q5). No prior service = All others.
Duty-qualified = Respondents who were awarded the MOS for their current duty position (Q28). Not duty-qualified = All others.
Stay in USAR="Stay to retire"/"Stay beyond oblig.;" Leave at End="Leave after oblig.;" Leave Prior="Leave prior to oblig" (Q84).

1989 Survey of USAR TPU Soldiers
Junior Enlisted Stayers Tabulation Volume

Q64E WKND DRILL NO-SHOW:LETTER FROM CMDR

	A1 MALE	A2 FEMALE	B1 MARRI-ED	B2 NOT MARRI-ED	B3 OTHER	C1 <THAN HI SCH	C2 HIGH SCHOOL	C3 <THAN COLL	C4 BACH & UP	D1 PRIOR SRV	D2 NO PRIOR SRV	E1 DUTY QUAL	E2 NOT DUTY QUAL	F1 STAY IN USAR	F2 LEAVE AT END	F3 LEAVE PRIOR
0:NOT ANSWERED	73.6	74.6	72.1	74.1	79.3	73.6	74.8	72.4	74.5	75.5	73.2	74.0	72.6	73.1	76.9	75.6
1:ANSWERED	24.4	24.6	25.8	24.2	20.7	9.7	23.0	26.9	24.8	23.2	24.9	24.5	24.5	25.9	22.3	23.4
MISSING	2.0	0.8	2.2	1.7	0.0	16.7	2.2	0.6	0.7	1.3	1.9	1.5	2.9	0.9	0.7	1.0
TOTAL PERCENT	100.0	100.0	100.0	100.0	100.0	100.0	100.0	100.0	100.0	100.0	100.0	100.0	100.0	100.0	100.0	100.0

N (Weighted)	A:66045	18938	B:25985	53560	5438	C:1652	43108	34892	5331	D:22534	62449	E:69892	15091	F:52281	25880	5088
N (Unwtd)	A:1355	427	B:569	1090	123	C:30	823	739	190	D:489	1293	E:1464	318	F:1105	539	102
Nmiss (Wtd)	A:N/A		B:N/A			C:N/A				D:N/A		E:N/A		F:1734		
Nmiss(Unwtd)	A:N/A		B:N/A			C:N/A				D:N/A		E:N/A		F:36		

Gender was determined from Q92. Educational status was determined from Q95.
Married = "Married for the first time" and "Remarried;" Not Married = "Single, never married;" and Other = "Legally separated," "Divorced" and "Widowed" (Q97).
Prior service = Respondents who served on active duty in any U.S. military component (Q5). No prior service = All others.
Duty-qualified = Respondents who were awarded the MOS for their current duty position (Q28). Not duty-qualified = All others.
Stay in USAR="Stay to retire"/"Stay beyond oblig.;" Leave at End="Leave after oblig.;" Leave Prior="Leave prior to oblig" (Q84).

1989 Survey of USAR TPU Soldiers
Junior Enlisted Stayers Tabulation Volume

Q64F WKND DRILL NO-SHOW:OFFICIAL RECORD

	A1 MALE	A2 FEMALE	B1 MARRI-ED	B2 NOT MARRI-ED	B3 OTHER	C1 <THAN HI SCH	C2 HIGH SCHOOL	C3 <THAN COLL	C4 BACH & UP	D1 PRIOR SRV	D2 NO PRIOR SRV	E1 DUTY QUAL	E2 NOT DUTY QUAL	F1 STAY IN USAR	F2 LEAVE AT END	F3 LEAVE PRIOR
0:NOT ANSWERED	65.4	64.2	64.9	64.4	73.1	66.6	65.9	64.1	65.2	71.8	62.8	64.0	70.5	65.3	64.9	71.1
1:ANSWERED	32.6	35.0	32.9	33.8	26.9	16.8	31.9	35.2	34.0	26.9	35.3	34.5	26.6	33.8	34.3	27.9
MISSING	2.0	0.8	2.2	1.7	0.0	16.7	2.2	0.6	0.7	1.3	1.9	1.5	2.9	0.9	0.7	1.0
TOTAL PERCENT	100.0	100.0	100.0	100.0	100.0	100.0	100.0	100.0	100.0	100.0	100.0	100.0	100.0	100.0	100.0	100.0

N (Weighted)	A:66045	18938	B:25985	53560	5438	C:1652	43108	34892	5331	D:22534	62449	E:69892	15091	F:52281	25880	5088
N (Unwtd)	A:1355	427	B:569	1090	123	C:30	823	739	190	D:489	1293	E:1464	318	F:1105	539	102
Nmiss (Wtd)	A:N/A		B:N/A			C:N/A				D:N/A		E:N/A		F:1734		
Nmiss(Unwtd)	A:N/A		B:N/A			C:N/A				D:N/A		E:N/A		F:36		

Gender was determined from Q92. Educational status was determined from Q95.
Married = "Married for the first time" and "Remarried;" Not Married = "Single, never married;" and Other = "Legally separated," "Divorced" and "Widowed" (Q97).
Prior service = Respondents who served on active duty in any U.S. military component (Q5). No prior service = All others.
Duty-qualified = Respondents who were awarded the MOS for their current duty position (Q28). Not duty-qualified = All others.
Stay in USAR="Stay to retire"/"Stay beyond oblig.;" Leave at End="Leave after oblig.;" Leave Prior="Leave prior to oblig" (Q84).

1989 Survey of USAR TPU Soldiers
Junior Enlisted Stayers Tabulation Volume

Q64G WKND DRILL NO-SHOW:NONJUDICL PUNISH

	A1 MALE	A2 FEMALE	B1 MARRI-ED	B2 NOT MARRI-ED	B3 OTHER	C1 <THAN HI SCH	C2 HIGH SCHOOL	C3 <THAN COLL	C4 BACH & UP	D1 PRIOR SRV	D2 NO PRIOR SRV	E1 DUTY QUAL	E2 NOT DUTY QUAL	F1 STAY IN USAR	F2 LEAVE AT END	F3 LEAVE PRIOR
0:NOT ANSWERED	94.2	96.6	94.9	94.2	99.1	83.3	94.5	95.5	95.1	95.4	94.5	95.0	93.2	95.4	95.9	96.0
1:ANSWERED	3.8	2.6	3.0	4.1	0.9	0.0	3.3	3.9	4.2	3.3	3.6	3.4	4.0	3.7	3.4	3.0
MISSING	2.0	0.8	2.2	1.7	0.0	16.7	2.2	0.6	0.7	1.3	1.9	1.5	2.9	0.9	0.7	1.0
TOTAL PERCENT	100.0	100.0	100.0	100.0	100.0	100.0	100.0	100.0	100.0	100.0	100.0	100.0	100.0	100.0	100.0	100.0

N (Weighted)	A:66045	18938	B:25985	53560	5438	C:1652	43108	34892	5331	D:22534	62449	E:69892	15091	F:52281	25880	5088
N (Unwtd)	A:1355	427	B:569	1090	123	C:30	823	739	190	D:489	1293	E:1464	318	F:1105	539	102
Nmiss (Wtd)	A:N/A		B:N/A			C:N/A				D:N/A		E:N/A		F:1734		
Nmiss(Unwtd)	A:N/A		B:N/A			C:N/A				D:N/A		E:N/A		F:36		

Gender was determined from Q92. Educational status was determined from Q95.
Married = "Married for the first time" and "Remarried;" Not Married = "Single, never married;" and Other = "Legally separated," "Divorced" and "Widowed" (Q97).
Prior service = Respondents who served on active duty in any U.S. military component (Q5). No prior service = All others.
Duty-qualified = Respondents who were awarded the MOS for their current duty position (Q28). Not duty-qualified = All others.
Stay in USAR="Stay to retire"/"Stay beyond oblig.;" Leave at End="Leave after oblig.;" Leave Prior="Leave prior to oblig" (Q84).

1989 Survey of USAR TPU Soldiers
Junior Enlisted Stayers Tabulation Volume

Q64H WKND DRILL NO-SHOW:COURT-MARTIAL

	A1 MALE	A2 FEMALE	B1 MARRI-ED	B2 NOT MARRI-ED	B3 OTHER	C1 <THAN HI SCH	C2 HIGH SCHOOL	C3 <THAN COLL	C4 BACH & UP	D1 PRIOR SRV	D2 NO PRIOR SRV	E1 DUTY QUAL	E2 NOT DUTY QUAL	F1 STAY IN USAR	F2 LEAVE AT END	F3 LEAVE PRIOR
0:NOT ANSWERED	97.3	99.2	97.1	97.9	99.0	83.3	97.3	99.1	96.8	98.0	97.6	98.1	96.0	98.7	98.7	98.0
1:ANSWERED	0.7	0.0	0.8	0.4	1.0	0.0	0.5	0.3	2.5	0.7	0.4	0.4	1.1	0.3	0.6	1.0
MISSING	2.0	0.8	2.2	1.7	0.0	16.7	2.2	0.6	0.7	1.3	1.9	1.5	2.9	0.9	0.7	1.0
TOTAL PERCENT	100.0	100.0	100.0	100.0	100.0	100.0	100.0	100.0	100.0	100.0	100.0	100.0	100.0	100.0	100.0	100.0

N (Weighted)	A:66045	18938	B:25985	53560	5438	C:1652	43108	34892	5331	D:22534	62449	E:69892	15091	F:52281	25880	5088
N (Unwtd)	A:1355	427	B:569	1090	123	C:30	823	739	190	D:489	1293	E:1464	318	F:1105	539	102
Nmiss (Wtd)	A:N/A		B:N/A			C:N/A				D:N/A		E:N/A		F:1734		
Nmiss(Unwtd)	A:N/A		B:N/A			C:N/A				D:N/A		E:N/A		F:36		

Gender was determined from Q92. Educational status was determined from Q95.
Married = "Married for the first time" and "Remarried;" Not Married = "Single, never married;" and Other = "Legally separated," "Divorced" and "Widowed" (Q97).
Prior service = Respondents who served on active duty in any U.S. military component (Q5). No prior service = All others.
Duty-qualified = Respondents who were awarded the MOS for their current duty position (Q28). Not duty-qualified = All others.
Stay in USAR="Stay to retire"/"Stay beyond oblig.;" Leave at End="Leave after oblig.;" Leave Prior="Leave prior to oblig" (Q84).

1989 Survey of USAR TPU Soldiers
Junior Enlisted Stayers Tabulation Volume

Q64I WKND DRILL NO-SHOW:I DON'T KNOW

	A1 MALE	A2 FEMALE	B1 MARRI-ED	B2 NOT MARRI-ED	B3 OTHER	C1 <THAN HI SCH	C2 HIGH SCHOOL	C3 <THAN COLL	C4 BACH & UP	D1 PRIOR SRV	D2 NO PRIOR SRV	E1 DUTY QUAL	E2 NOT DUTY QUAL	F1 STAY IN USAR	F2 LEAVE AT END	F3 LEAVE PRIOR
0:NOT ANSWERED	80.9	84.3	82.5	81.4	79.4	62.9	79.6	84.8	83.2	80.5	82.1	82.2	79.0	82.5	82.9	79.4
1:ANSWERED	17.1	14.9	15.3	16.8	20.6	20.5	18.2	14.5	16.0	18.2	16.0	16.3	18.1	16.6	16.3	19.6
MISSING	2.0	0.8	2.2	1.7	0.0	16.7	2.2	0.6	0.7	1.3	1.9	1.5	2.9	0.9	0.7	1.0
TOTAL PERCENT	100.0	100.0	100.0	100.0	100.0	100.0	100.0	100.0	100.0	100.0	100.0	100.0	100.0	100.0	100.0	100.0

N (Weighted)	A:66045	18938	B:25985	53560	5438	C:1652	43108	34892	5331	D:22534	62449	E:69892	15091	F:52281	25880	5088
N (Unwtd)	A:1355	427	B:569	1090	123	C:30	823	739	190	D:489	1293	E:1464	318	F:1105	539	102
Nmiss (Wtd)	A:N/A		B:N/A			C:N/A				D:N/A		E:N/A		F:1734		
Nmiss(Unwtd)	A:N/A		B:N/A			C:N/A				D:N/A		E:N/A		F:36		

Gender was determined from Q92. Educational status was determined from Q95.
Married = "Married for the first time" and "Remarried;" Not Married = "Single, never married;" and Other = "Legally separated," "Divorced" and "Widowed" (Q97).
Prior service = Respondents who served on active duty in any U.S. military component (Q5). No prior service = All others.
Duty-qualified = Respondents who were awarded the MOS for their current duty position (Q28). Not duty-qualified = All others.
Stay in USAR="Stay to retire"/"Stay beyond oblig.;" Leave at End="Leave after oblig.;" Leave Prior="Leave prior to oblig" (Q84).

1989 Survey of USAR TPU Soldiers
Junior Enlisted Stayers Tabulation Volume

Q65 NUMBER OF ENLISTMENTS SERVED

	A1 MALE	A2 FEMALE	B1 MARRI-ED	B2 NOT MARRI-ED	B3 OTHER	C1 <THAN HI SCH	C2 HIGH SCHOOL	C3 <THAN COLL	C4 BACH & UP	D1 PRIOR SRV	D2 NO PRIOR SRV	E1 DUTY QUAL	E2 NOT DUTY QUAL	F1 STAY IN USAR	F2 LEAVE AT END	F3 LEAVE PRIOR
1:1 ENLISTMENT	66.9	73.5	52.2	78.9	41.8	50.3	63.4	75.4	68.1	28.6	82.7	71.3	54.8	60.7	83.3	82.6
2:2 ENLISTMENTS	16.8	17.0	25.1	11.6	29.0	24.9	19.9	13.2	13.5	39.1	8.8	15.6	22.6	21.3	9.9	8.3
3:3 ENLISTMENTS	8.4	3.2	13.7	3.1	17.1	9.9	8.2	5.5	10.1	21.3	2.2	6.3	11.6	9.6	2.9	4.6
4:4 ENLISTMENTS	2.2	1.3	3.9	0.7	6.2	0.0	2.6	1.5	1.8	5.6	0.7	1.7	3.3	2.8	0.8	1.3
5:5+ ENLISTMENTS	1.5	0.5	2.5	0.5	3.8	4.5	2.0	0.5	0.3	3.5	0.5	1.2	1.8	1.9	0.4	0.0
MISSING	2.8	1.2	1.9	2.9	0.0	10.3	3.6	0.6	2.4	1.0	3.0	2.3	3.0	1.5	1.5	1.0
N/A	0.8	2.3	0.2	1.6	1.0	0.0	0.2	2.2	1.1	0.4	1.4	0.8	2.6	1.2	0.7	2.2
VALID SKIP	0.6	1.0	0.6	0.7	1.1	0.0	0.1	1.1	2.7	0.6	0.7	0.7	0.4	0.9	0.5	0.0
TOTAL PERCENT	100.0	100.0	100.0	100.0	100.0	100.0	100.0	100.0	100.0	100.0	100.0	100.0	100.0	100.0	100.0	100.0

N (Weighted)	A:66045	18938	B:25985	53560	5438	C:1652	43108	34892	5331	D:22534	62449	E:69892	15091	F:52281	25880	5088
N (Unwtd)	A:1355	427	B:569	1090	123	C:30	823	739	190	D:489	1293	E:1464	318	F:1105	539	102
Nmiss (Wtd)	A:N/A		B:N/A			C:N/A				D:N/A		E:N/A		F:1734		
Nmiss(Unwtd)	A:N/A		B:N/A			C:N/A				D:N/A		E:N/A		F:36		

Gender was determined from Q92. Educational status was determined from Q95.
Married = "Married for the first time" and "Remarried;" Not Married = "Single, never married;" and Other = "Legally separated," "Divorced" and "Widowed" (Q97).
Prior service = Respondents who served on active duty in any U.S. military component (Q5). No prior service = All others.
Duty-qualified = Respondents who were awarded the MOS for their current duty position (Q28). Not duty-qualified = All others.
Stay in USAR="Stay to retire"/"Stay beyond oblig.;" Leave at End="Leave after oblig.;" Leave Prior="Leave prior to oblig" (Q84).

1989 Survey of USAR TPU Soldiers
Junior Enlisted Stayers Tabulation Volume

Q66 RECEIVE BONUS FOR CURRENT ENLISTMENT

	A1 MALE	A2 FEMALE	B1 MARRI-ED	B2 NOT MARRI-ED	B3 OTHER	C1 <THAN HI SCH	C2 HIGH SCHOOL	C3 <THAN COLL	C4 BACH & UP	D1 PRIOR SRV	D2 NO PRIOR SRV	E1 DUTY QUAL	E2 NOT DUTY QUAL	F1 STAY IN USAR	F2 LEAVE AT END	F3 LEAVE PRIOR
0:NO	37.2	30.2	39.5	32.5	48.1	61.0	37.8	32.7	29.3	54.8	28.7	33.4	45.7	37.2	33.0	36.9
1:YES	58.6	65.2	57.3	62.5	48.8	31.9	58.1	63.1	64.5	42.9	66.2	62.4	49.1	59.2	64.2	58.9
MISSING	2.9	1.3	2.5	2.8	1.0	7.1	3.7	0.9	2.5	1.3	3.0	2.6	2.2	1.5	1.6	1.9
N/A	0.8	2.3	0.2	1.6	1.0	0.0	0.2	2.4	1.1	0.4	1.4	0.8	2.6	1.3	0.7	2.2
VALID SKIP	0.5	1.0	0.6	0.6	1.1	0.0	0.1	1.0	2.7	0.6	0.7	0.7	0.4	0.8	0.5	0.0
TOTAL PERCENT	100.0	100.0	100.0	100.0	100.0	100.0	100.0	100.0	100.0	100.0	100.0	100.0	100.0	100.0	100.0	100.0

N (Weighted)	A:66045	18938	B:25985	53560	5438	C:1652	43108	34892	5331	D:22534	62449	E:69892	15091	F:52281	25880	5088
N (Unwtd)	A:1355	427	B:569	1090	123	C:30	823	739	190	D:489	1293	E:1464	318	F:1105	539	102
Nmiss (Wtd)	A:N/A		B:N/A			C:N/A				D:N/A		E:N/A		F:1734		
Nmiss(Unwtd)	A:N/A		B:N/A			C:N/A				D:N/A		E:N/A		F:36		

Gender was determined from Q92. Educational status was determined from Q95.
Married = "Married for the first time" and "Remarried;" Not Married = "Single, never married;" and Other = "Legally separated," "Divorced" and "Widowed" (Q97).
Prior service = Respondents who served on active duty in any U.S. military component (Q5). No prior service = All others.
Duty-qualified = Respondents who were awarded the MOS for their current duty position (Q28). Not duty-qualified = All others.
Stay in USAR="Stay to retire"/"Stay beyond oblig.;" Leave at End="Leave after oblig.;" Leave Prior="Leave prior to oblig" (Q84).

1989 Survey of USAR TPU Soldiers
Junior Enlisted Stayers Tabulation Volume

Q67A EDUC BENEFITS USE/USING:AR BENEFITS

	A1 MALE	A2 FEMALE	B1 MARRI-ED	B2 NOT MARRI-ED	B3 OTHER	C1 <THAN HI SCH	C2 HIGH SCHOOL	C3 <THAN COLL	C4 BACH & UP	D1 PRIOR SRV	D2 NO PRIOR SRV	E1 DUTY QUAL	E2 NOT DUTY QUAL	F1 STAY IN USAR	F2 LEAVE AT END	F3 LEAVE PRIOR
0:NOT ANSWERED	83.1	81.8	83.7	81.6	89.9	89.2	87.5	78.7	69.2	87.9	81.0	82.9	82.5	84.7	81.5	85.6
1:ANSWERED	14.2	17.2	13.6	16.1	9.1	0.5	9.4	20.3	28.2	10.3	16.6	14.9	14.9	14.4	16.8	13.4
MISSING	2.7	1.1	2.7	2.2	1.0	10.3	3.0	1.0	2.5	1.9	2.5	2.2	2.6	0.9	1.8	1.0
TOTAL PERCENT	100.0	100.0	100.0	100.0	100.0	100.0	100.0	100.0	100.0	100.0	100.0	100.0	100.0	100.0	100.0	100.0

N (Weighted)	A:66045	18938	B:25985	53560	5438	C:1652	43108	34892	5331	D:22534	62449	E:69892	15091	F:52281	25880	5088
N (Unwtd)	A:1355	427	B:569	1090	123	C:30	823	739	190	D:489	1293	E:1464	318	F:1105	539	102
Nmiss (Wtd)	A:N/A		B:N/A			C:N/A				D:N/A		E:N/A		F:1734		
Nmiss(Unwtd)	A:N/A		B:N/A			C:N/A				D:N/A		E:N/A		F:36		

Gender was determined from Q92. Educational status was determined from Q95.
Married = "Married for the first time" and "Remarried;" Not Married = "Single, never married;" and Other = "Legally separated," "Divorced" and "Widowed" (Q97).
Prior service = Respondents who served on active duty in any U.S. military component (Q5). No prior service = All others.
Duty-qualified = Respondents who were awarded the MOS for their current duty position (Q28). Not duty-qualified = All others.
Stay in USAR="Stay to retire"/"Stay beyond oblig.;" Leave at End="Leave after oblig.;" Leave Prior="Leave prior to oblig" (Q84).

1989 Survey of USAR TPU Soldiers
Junior Enlisted Stayers Tabulation Volume

Q67B EDUC BENEFITS USE/USING:AR GI BILL

	A1 MALE	A2 FEMALE	B1 MARRI-ED	B2 NOT MARRI-ED	B3 OTHER	C1 <THAN HI SCH	C2 HIGH SCHOOL	C3 <THAN COLL	C4 BACH & UP	D1 PRIOR SRV	D2 NO PRIOR SRV	E1 DUTY QUAL	E2 NOT DUTY QUAL	F1 STAY IN USAR	F2 LEAVE AT END	F3 LEAVE PRIOR
0:NOT ANSWERED	69.4	62.9	83.0	58.8	86.1	80.0	80.9	50.1	76.2	90.3	59.9	66.1	76.6	70.6	64.2	72.9
1:ANSWERED	27.9	36.0	14.3	38.9	12.9	9.7	16.0	48.9	21.3	7.8	37.6	31.7	20.7	28.5	34.0	26.2
MISSING	2.7	1.1	2.7	2.2	1.0	10.3	3.0	1.0	2.5	1.9	2.5	2.2	2.6	0.9	1.8	1.0
TOTAL PERCENT	100.0	100.0	100.0	100.0	100.0	100.0	100.0	100.0	100.0	100.0	100.0	100.0	100.0	100.0	100.0	100.0

N (Weighted)	A:66045	18938	B:25985	53560	5438	C:1652	43108	34892	5331	D:22534	62449	E:69892	15091	F:52281	25880	5088
N (Unwtd)	A:1355	427	B:569	1090	123	C:30	823	739	190	D:489	1293	E:1464	318	F:1105	539	102
Nmiss (Wtd)	A:N/A		B:N/A			C:N/A				D:N/A		E:N/A		F:1734		
Nmiss(Unwtd)	A:N/A		B:N/A			C:N/A				D:N/A		E:N/A		F:36		

Gender was determined from Q92. Educational status was determined from Q95.
'Married = "Married for the first time" and "Remarried;" Not Married = "Single, never married;" and Other = "Legally separated," "Divorced" and "Widowed" (Q97).
Prior service = Respondents who served on active duty in any U.S. military component (Q5). No prior service = All others.
Duty-qualified = Respondents who were awarded the MOS for their current duty position (Q28). Not duty-qualified = All others.
Stay in USAR="Stay to retire"/"Stay beyond oblig.;" Leave at End="Leave after oblig.;" Leave Prior="Leave prior to oblig" (Q84).

1989 Survey of USAR TPU Soldiers
Junior Enlisted Stayers Tabulation Volume

Q67C EDUC BENEFITS USE/USING:ACTIV FORCE

	A1 MALE	A2 FEMALE	B1 MARRI-ED	B2 NOT MARRI-ED	B3 OTHER	C1 <THAN HI SCH	C2 HIGH SCHOOL	C3 <THAN COLL	C4 BACH & UP	D1 PRIOR SRV	D2 NO PRIOR SRV	E1 DUTY QUAL	E2 NOT DUTY QUAL	F1 STAY IN USAR	F2 LEAVE AT END	F3 LEAVE PRIOR
0:NOT ANSWERED	88.8	92.8	87.6	90.8	89.9	86.5	92.6	87.4	83.2	73.0	95.7	89.5	90.6	90.6	90.9	92.9
1:ANSWERED	8.5	6.2	9.7	7.0	9.1	3.2	4.4	11.6	14.3	25.1	1.8	8.2	6.7	8.5	7.3	6.1
MISSING	2.7	1.1	2.7	2.2	1.0	10.3	3.0	1.0	2.5	1.9	2.5	2.2	2.6	0.9	1.8	1.0
TOTAL PERCENT	100.0	100.0	100.0	100.0	100.0	100.0	100.0	100.0	100.0	100.0	100.0	100.0	100.0	100.0	100.0	100.0

N (Weighted)	A:66045	18938	B:25985	53560	5438	C:1652	43108	34892	5331	D:22534	62449	E:69392	15091	F:52281	25880	5088
N (Unwtd)	A:1355	427	B:569	1090	123	C:30	823	739	190	D:489	1293	E:1464	318	F:1105	539	102
Nmiss (Wtd)	A:N/A		B:N/A			C:N/A				D:N/A		E:N/A		F:1734		
Nmiss(Unwtd)	A:N/A		B:N/A			C:N/A				D:N/A		E:N/A		F:36		

Gender was determined from Q92. Educational status was determined from Q95.
Married = "Married for the first time" and "Remarried;" Not Married = "Single, never married;" and Other = "Legally separated," "Divorced" and "Widowed" (Q97).
Prior service = Respondents who served on active duty in any U.S. military component (Q5). No prior service = All others.
Duty-qualified = Respondents who were awarded the MOS for their current duty position (Q28). Not duty-qualified = All others.
Stay in USAR="Stay to retire"/"Stay beyond oblig.;" Leave at End="Leave after oblig.;" Leave Prior="Leave prior to oblig" (Q84).

1989 Survey of USAR TPU Soldiers
Junior Enlisted Stayers Tabulation Volume

Q67D EDUC BENEFITS USE/USING:NONE

	A1 MALE	A2 FEMALE	B1 MARRI-ED	B2 NOT MARRI-ED	B3 OTHER	C1 <THAN HI SCH	C2 HIGH SCHOOL	C3 <THAN COLL	C4 BACH & UP	D1 PRIOR SRV	D2 NO PRIOR SRV	E1 DUTY QUAL	E2 NOT DUTY QUAL	F1 STAY IN USAR	F2 LEAVE AT END	F3 LEAVE PRIOR
0:NOT ANSWERED	44.7	54.2	33.9	54.8	29.9	13.5	27.1	70.8	59.4	39.9	49.3	48.6	38.7	46.2	50.5	41.3
1:ANSWERED	52.7	44.7	63.4	43.0	69.1	76.3	69.8	28.2	38.1	58.3	48.2	49.2	58.7	52.9	47.7	57.7
MISSING	2.7	1.1	2.7	2.2	1.0	10.3	3.0	1.0	2.5	1.9	2.5	2.2	2.6	0.9	1.8	1.0
TOTAL PERCENT	100.0	100.0	100.0	100.0	100.0	100.0	100.0	100.0	100.0	100.0	100.0	100.0	100.0	100.0	100.0	100.0

N (Weighted)	A:66045	18938	B:25985	53560	5438	C:1652	43108	34892	5331	D:22534	62449	E:69892	15091	F:52281	25880	5088
N (Unwtd)	A:1355	427	B:569	1090	123	C:30	823	739	190	D:489	1293	E:1464	318	F:1105	539	102
Nmiss (Wtd)	A:N/A		B:N/A			C:N/A				D:N/A		E:N/A		F:1734		
Nmiss(Unwtd)	A:N/A		B:N/A			C:N/A				D:N/A		E:N/A		F:36		

Gender was determined from Q92. Educational status was determined from Q95.
Married = "Married for the first time" and "Remarried;" Not Married = "Single, never married;" and Other = "Legally separated," "Divorced" and "Widowed" (Q97).
Prior service = Respondents who served on active duty in any U.S. military component (Q5). No prior service = All others.
Duty-qualified = Respondents who were awarded the MOS for their current duty position (Q28). Not duty-qualified = All others.
Stay in USAR="Stay to retire"/"Stay beyond oblig.;" Leave at End="Leave after oblig.;" Leave Prior="Leave prior to oblig" (Q84).

1989 Survey of USAR TPU Soldiers
Junior Enlisted Stayers Tabulation Volume

Q68A VA SERVICE:HAVE NEVER APPLIED

	A1 MALE	A2 FEMALE	B1 MARRI-ED	B2 NOT MARRI-ED	B3 OTHER	C1 <THAN HI SCH	C2 HIGH SCHOOL	C3 <THAN COLL	C4 BACH & UP	D1 PRIOR SRV	D2 NO PRIOR SRV	E1 DUTY QUAL	E2 NOT DUTY QUAL	F1 STAY IN USAR	F2 LEAVE AT END	F3 LEAVE PRIOR
0:NOT ANSWERED	31.9	28.7	34.2	29.5	33.5	21.2	23.3	40.4	38.1	46.2	25.8	31.2	31.3	33.4	28.4	27.3
1:ANSWERED	47.5	54.5	48.7	48.8	54.0	61.9	54.1	42.7	45.9	38.7	52.8	48.9	49.8	48.6	52.2	48.4
MISSING	20.6	16.8	17.2	21.7	12.5	16.8	22.6	16.8	16.0	15.0	21.4	19.9	18.9	18.0	19.4	24.3
TOTAL PERCENT	100.0	100.0	100.0	100.0	100.0	100.0	100.0	100.0	100.0	100.0	100.0	100.0	100.0	100.0	100.0	100.0

N (Weighted)	A:66045	18938	B:25985	53560	5438	C:1652	43108	34892	5331	D:22534	62449	E:69892	15091	F:52281	25880	5088
N (Unwtd)	A:1355	427	B:569	1090	123	C:30	823	739	190	D:489	1293	E:1464	318	F:1105	539	102
Nmiss (Wtd)	A:N/A		B:N/A			C:N/A				D:N/A		E:N/A		F:1734		
Nmiss(Unwtd)	A:N/A		B:N/A			C:N/A				D:N/A		E:N/A		F:36		

Gender was determined from Q92. Educational status was determined from Q95.
Married = "Married for the first time" and "Remarried;" Not Married = "Single, never married;" and Other = "Legally separated," "Divorced" and "Widowed" (Q97).
Prior service = Respondents who served on active duty in any U.S. military component (Q5). No prior service = All others.
Duty-qualified = Respondents who were awarded the MOS for their current duty position (Q28). Not duty-qualified = All others.
Stay in USAR="Stay to retire"/"Stay beyond oblig.;" Leave at End="Leave after oblig.;" Leave Prior="Leave prior to oblig" (Q84).

1989 Survey of USAR TPU Soldiers
Junior Enlisted Stayers Tabulation Volume

Q68B VA SERVICE:INPATIENT HOSPITAL CARE

	A1 MALE	A2 FEMALE	B1 MARRI-ED	B2 NOT MARRI-ED	B3 OTHER	C1 <THAN HI SCH	C2 HIGH SCHOOL	C3 <THAN COLL	C4 BACH & UP	D1 PRIOR SRV	D2 NO PRIOR SRV	E1 DUTY QUAL	E2 NOT DUTY QUAL	F1 STAY IN USAR	F2 LEAVE AT END	F3 LEAVE PRIOR
0:NOT ANSWERED	76.7	82.1	79.1	76.9	81.1	79.8	74.7	81.3	80.7	78.8	77.5	77.9	77.9	79.2	78.7	75.7
1:ANSWERED	2.8	1.1	3.7	1.4	6.4	3.4	2.7	1.9	3.3	6.1	1.1	2.2	3.2	2.9	1.9	0.0
MISSING	20.6	16.8	17.2	21.7	12.5	16.8	22.6	16.8	16.0	15.0	21.4	19.9	18.9	18.0	19.4	24.3
TOTAL PERCENT	100.0	100.0	100.0	100.0	100.0	100.0	100.0	100.0	100.0	100.0	100.0	100.0	100.0	100.0	100.0	100.0

N (Weighted)	A:66045	18938	B:25985	53560	5438	C:1652	43108	34892	5331	D:22534	62449	E:69892	15091	F:52281	25880	5088
N (Unwtd)	A:1355	427	B:569	1090	123	C:30	823	739	190	D:489	1293	E:1464	318	F:1105	539	102
Nmiss (Wtd)	A:N/A		B:N/A			C:N/A				D:N/A		E:N/A		F:1734		
Nmiss(Unwtd)	A:N/A		B:N/A			C:N/A				D:N/A		E:N/A		F:36		

Gender was determined from Q92. Educational status was determined from Q95.
Married = "Married for the first time" and "Remarried;" Not Married = "Single, never married;" and Other = "Legally separated," "Divorced" and "Widowed" (Q97).
Prior service = Respondents who served on active duty in any U.S. military component (Q5). No prior service = All others.
Duty-qualified = Respondents who were awarded the MOS for their current duty position (Q28). Not duty-qualified = All others.
Stay in USAR="Stay to retire"/"Stay beyond oblig.;" Leave at End="Leave after oblig.;" Leave Prior="Leave prior to oblig" (Q84).

1989 Survey of USAR TPU Soldiers
Junior Enlisted Stayers Tabulation Volume

Q68C VA SERVICE:OUTPATIENT CARE

	A1 MALE	A2 FEMALE	B1 MARRI-ED	B2 NOT MARRI-ED	B3 OTHER	C1 <THAN HI SCH	C2 HIGH SCHOOL	C3 <THAN COLL	C4 BACH & UP	D1 PRIOR SRV	D2 NO PRIOR SRV	E1 DUTY QUAL	E2 NOT DUTY QUAL	F1 STAY IN USAR	F2 LEAVE AT END	F3 LEAVE PRIOR
0:NOT ANSWERED	75.0	79.7	76.5	75.3	81.1	80.0	74.0	78.3	77.2	73.4	77.0	76.3	74.9	77.0	77.5	74.4
1:ANSWERED	4.4	3.4	6.3	3.0	6.4	3.2	3.4	4.9	6.8	11.5	1.6	3.8	6.2	5.0	3.1	1.3
MISSING	20.6	16.8	17.2	21.7	12.5	16.8	22.6	16.8	16.0	15.0	21.4	19.9	18.9	18.0	19.4	24.3
TOTAL PERCENT	100.0	100.0	100.0	100.0	100.0	100.0	100.0	100.0	100.0	100.0	100.0	100.0	100.0	100.0	100.0	100.0

N (Weighted)	A:66045	18938	B:25985	53560	5438	C:1652	43108	34892	5331	D:22534	62449	E:69892	15091	F:52281	25880	5088
N (Unwtd)	A:1355	427	B:569	1090	123	C:30	823	739	190	D:489	1293	E:1464	318	F:1105	539	102
Nmiss (Wtd)	A:N/A		B:N/A			C:N/A				D:N/A		E:N/A		F:1734		
Nmiss(Unwtd)	A:N/A		B:N/A			C:N/A				D:N/A		E:N/A		F:36		

Gender was determined from Q92. Educational status was determined from Q95.
Married = "Married for the first time" and "Remarried;" Not Married = "Single, never married;" and Other = "Legally separated," "Divorced" and "Widowed" (Q97).
Prior service = Respondents who served on active duty in any U.S. military component (Q5). No prior service = All others.
Duty-qualified = Respondents who were awarded the MOS for their current duty position (Q28). Not duty-qualified = All others.
Stay in USAR="Stay to retire"/"Stay beyond oblig.;" Leave at End="Leave after oblig.;" Leave Prior="Leave prior to oblig" (Q84).

1989 Survey of USAR TPU Soldiers
Junior Enlisted Stayers Tabulation Volume

Q68D VA SERVICE-DENTAL CARE

	A1 MALE	A2 FEMALE	B1 MARRIED	B2 NOT MARRIED	B3 OTHER	C1 <THAN HI SCH	C2 HIGH SCHOOL	C3 <THAN COLL	C4 BACH & UP	D1 PRIOR SRV	D2 NO PRIOR SRV	E1 DUTY QUAL	E2 NOT DUTY QUAL	F1 STAY IN USAR	F2 LEAVE AT END	F3 LEAVE PRIOR
0 NOT ANSWERED	76.3	81.5	77.8	76.6	84.5	83.2	74.4	80.5	80.8	78.3	77.1	77.3	78.4	78.7	78.2	75.4
1 ANSWERED	3.1	1.7	5.0	1.7	3.0	0.0	3.0	2.7	3.2	6.6	1.4	2.8	2.7	3.3	2.5	0.3
MISSING	20.6	16.8	17.2	21.7	12.5	16.8	22.6	16.8	16.0	15.0	21.4	19.9	18.9	18.0	19.4	24.3
TOTAL PERCENT	100.0	100.0	100.0	100.0	100.0	100.0	100.0	100.0	100.0	100.0	100.0	100.0	100.0	100.0	100.0	100.0

N (weighted)	A:66045	18938	B:25985	53560	5438	C:1652	43108	34892	5331	D:22534	62449	E:69892	15091	F:52281	25880	5088
N (Unwtd)	A:1355	427	B:569	1090	123	C:30	823	739	190	D:489	1293	E:1464	318	F:1105	539	102
Missing (Wtd)	A:N/A		B:N/A			C:N/A				D:N/A		E:N/A		F:1734		
Missing (Unwtd)	A:N/A		B:N/A			C:N/A				D:N/A		E:N/A		F:36		

Gender was determined from Q92. Educational status was determined from Q95.
Married = "Married for the first time" and "Remarried;" Not Married = "Single, never married;" and Other = "Legally separated," "Divorced" and "Widowed" (Q97).
Prior service = Respondents who served on active duty in any U.S. military component (Q5). No prior service = All others.
Duty qualified = Respondents who were awarded the MOS for their current duty position (Q28). Not duty-qualified = All others.
Stay in USAR="Stay to retire"/"Stay beyond oblig.;" Leave at End="Leave after oblig.;" Leave Prior="Leave prior to oblig" (Q84).

1989 Survey of USAR TPU Soldiers
Junior Enlisted Stayers Tabulation Volume

Q68E VA SERVICE:NURSING HOME CARE(65+UP)

	A1 MALE	A2 FEMALE	B1 MARRI-ED	B2 NOT MARRI-ED	B3 OTHER	C1 <THAN HI SCH	C2 HIGH SCHOOL	C3 <THAN COLL	C4 BACH & UP	D1 PRIOR SRV	D2 NO PRIOR SRV	E1 DUTY QUAL	E2 NOT DUTY QUAL	F1 STAY IN USAR	F2 LEAVE AT END	F3 LEAVE PRIOR
0 NOT ANSWERED	79.0	83.2	81.9	78.2	87.5	83.2	76.9	82.9	83.7	84.2	78.3	79.7	80.8	81.7	80.1	75.7
1 ANSWERED	0.5	0.0	0.9	0.1	0.0	0.0	0.1	0.3	0.3	0.8	0.2	0.4	0.3	0.3	0.5	0.0
MISSING	20.6	16.8	17.2	21.7	12.5	16.8	22.6	16.8	16.0	15.0	21.4	19.9	18.9	18.0	19.4	24.3
TOTAL PERCENT	100.0	100.0	100.0	100.0	100.0	100.0	100.0	100.0	100.0	100.0	100.0	100.0	100.0	100.0	100.0	100.0

N (Weighted)	A:66045	18938	B:25985	53560	5438	C:1652	43108	34892	5331	D:22534	62449	E:69892	15091	F:52281	25880	5088
N (Unwtd)	A:1355	427	B:569	1090	123	C:30	823	739	190	D:489	1293	E:1464	318	F:1105	539	102
Nmiss (Wtd)	A:N/A		B:N/A			C:N/A				D:N/A		E:N/A		F:1734		
Nmiss(Unwtd)	A:N/A		B:N/A			C:N/A				D:N/A		E:N/A		F:36		

Gender was determined from Q92 Educational status was determined from Q95.
Married = "Married for the first time" and "Remarried;" Not Married = "Single, never married;" and Other = "Legally separated," "Divorced" and "Widowed" (Q97).
Prior service = Respondents who served on active duty in any U.S. military component (Q5). No prior service = All others.
Duty-qualified = Respondents who were awarded the MOS for their current duty position (Q28). Not duty-qualified = All others.
Stay in USAR="Stay to retire"/"Stay beyond oblig.;" Leave at End="Leave after oblig.;" Leave Prior="Leave prior to oblig" (Q84).

1989 Survey of USAR TPU Soldiers
Junior Enlisted Stayers Tabulation Volume

Q68F VA SERVICE:DOMICILIARY CARE

	A1 MALE	A2 FEMALE	B1 MARRI-ED	B2 NOT MARRI-ED	B3 OTHER	C1 <THAN HI SCH	C2 HIGH SCHOOL	C3 <THAN COLL	C4 BACH & UP	D1 PRIOR SRV	D2 NO PRIOR SRV	E1 DUTY QUAL	E2 NOT DUTY QUAL	F1 STAY IN USAR	F2 LEAVE AT END	F3 LEAVE PRIOR
0:NOT ANSWERED	79.2	83.2	82.3	78.2	87.5	82.6	77.2	83.0	83.7	84.6	78.5	79.9	81.1	81.9	80.4	75.7
1:ANSWERED	0.2	0.0	0.5	0.0	0.0	0.5	0.2	0.2	0.3	0.4	0.1	0.2	0.0	0.2	0.3	0.0
MISSING	20.6	16.8	17.2	21.7	12.5	16.8	22.6	16.8	16.0	15	21.4	19.9	18.9	18.0	19.4	24.3
TOTAL PERCENT	100.0	100.0	100.0	100.0	100.0	100.0	100.0	100.0	100.0	100.0	100.0	100.0	100.0	100.0	100.0	100.0

N (Weighted)	A:66045	18938	B:25985	53560	5438	C:1652	43108	34892	5331	D:22534	62449	E:69892	15091	F:52281	25880	5088
N (Unwtd)	A:1355	427	B:569	1090	123	C:30	823	739	190	D:489	1293	E:1464	318	F:1105	539	102
Nmiss (Wtd)	A:N/A		B:N/A			C:N/A				D:N/A		E:N/A		F:1734		
Nmiss(Unwtd)	A:N/A		F:N/A			C:N/A				D:N/A		E:N/A		F:36		

Gender was determined from Q92. Educational status was determined from Q95.
Married = "Married for the first time" and "Remarried;" Not Married = "Single, never married;" and Other = "Legally separated," "Divorced" and "Widowed" (Q97).
Prior service = Respondents who served on active duty in any U.S. military component (Q5). No prior service = All others.
Duty-qualified = Respondents who were awarded the MOS for their current duty position (Q28). Not duty-qualified = All others.
Stay in USAR="Stay to retire"/"Stay beyond oblig.;" Leave at End="Leave after oblig.;" Leave Prior="Leave prior to oblig" (Q84).

1989 Survey of USAR TPU Soldiers
Junior Enlisted Stayers Tabulation Volume

Q68G VA SERVICE:MONEY FOR VETERANS EDUC

	A1 MALE	A2 FEMALE	B1 MARRI-ED	B2 NOT MARRI-ED	B3 OTHER	C1 <THAN HI SCH	C2 HIGH SCHOOL	C3 <THAN COLL	C4 BACH & UP	D1 PRIOR SRV	D2 NO PRIOR SRV	E1 DUTY QUAL	E2 NOT DUTY QUAL	F1 STAY IN USAR	F2 LEAVE AT END	F3 LEAVE PRIOR
0:NOT ANSWERED	65.3	69.7	69.9	63.3	77.7	72.1	72.1	58.9	65.2	68.3	65.5	65.6	69.5	68.2	65.5	61.3
1:ANSWERED	14.2	13.4	12.9	15.0	9.8	11.1	5.3	24.2	18.8	16.6	13.1	14.5	11.7	13.8	15.1	14.4
MISSING	20.6	16.8	17.2	21.7	12.5	16.8	22.6	16.8	16.0	15.0	21.4	19.9	18.9	18.0	19.4	24.3
TOTAL PERCENT	100.0	100.0	100.0	100.0	100.0	100.0	100.0	100.0	100.0	100.0	100.0	100.0	100.0	100.0	100.0	100.0

N (Weighted)	A:66045	18938	B:25985	53560	5438	C.1652	43108	34892	5331	D:22534	62449	E:69892	15091	F:52281	25880	5088
N (Unwtd)	A:1355	427	B:569	1090	123	C:30	823	739	190	D:489	1293	E:1464	318	F:1105	539	102
Nmiss (Wtd)	A:N/A		B:N/A			C:N/A				D:N/A		E:N/A		F:1734		
Nmiss(Unwtd)	A:N/A		B:N/A			C:N/A				D:N/A		E:N/A		F:36		

Gender was determined from Q92. Educational status was determined from Q95.
Married = "Married for the first time" and "Remarried;" Not Married = "Single, never married;" and Other = "Legally separated," "Divorced" and "Widowed" (Q97).
Prior service = Respondents who served on active duty in any U.S. military component (Q5). No prior service = All others.
Duty-qualified = Respondents who were awarded the MOS for their current duty position (Q28). Not duty-qualified = All others.
Stay in USAR="Stay to retire"/"Stay beyond oblig.;" Leave at End="Leave after oblig.;" Leave Prior="Leave prior to oblig" (Q84).

1989 Survey of USAR TPU Soldiers
Junior Enlisted Stayers Tabulation Volume

Q68H VA SERVICE:VOCATIONAL REHAB TRAING

	A1 MALE	A2 FEMALE	B1 MARRI-ED	B2 NOT MARRI-ED	B3 OTHER	C1 <THAN HI SCH	C2 HIGH SCHOOL	C3 <THAN COLL	C4 BACH & UP	D1 PRIOR SRV	D2 NO PRIOR SRV	E1 DUTY QUAL	E2 NOT DUTY QUAL	F1 STAY IN USAR	F2 LEAVE AT END	F3 LEAVE PRIOR
0:NOT ANSWERED	78.7	82.9	82.0	77.9	85.6	83.2	76.8	82.4	83.7	83.8	78.2	79.6	80.1	81.3	80.1	75.7
1:ANSWERED	0.7	0.3	0.9	0.3	1.8	0.0	0.6	0.7	0.3	1.2	0.4	0.5	1.0	0.7	0.5	0.0
MISSING	20.6	16.8	17.2	21.7	12.5	16.8	22.6	16.8	16.0	15.0	21.4	19.9	18.9	18.0	19.4	24.3
TOTAL PERCENT	100.0	100.0	100.0	100.0	100.0	100.0	100.0	100.0	100.0	100.0	100.0	100.0	100.0	100.0	100.0	100.0

N (Weighted)	A:66045	18938	B:25985	53560	5438	C:1652	43108	34892	5331	D:22534	62449	E:69892	15091	F:52281	25880	5088
N (Unwtd)	A:1355	427	B:569	1090	123	C:30	823	739	190	D:489	1293	E:1464	318	F:1105	539	102
Nmiss (Wtd)	A:N/A		B:N/A			C:N/A				D:N/A		E:N/A		F:1734		
Nmiss(Unwtd)	A:N/A		B:N/A			C:N/A				D:N/A		E:N/A		F:36		

Gender was determined from Q92. Educational status was determined from Q95.
Married = "Married for the first time" and "Remarried;" Not Married = "Single, never married;" and Other = "Legally separated," "Divorced" and "Widowed" (Q97).
Prior service = Respondents who served on active duty in any U.S. military component (Q5). No prior service = All others.
Duty-qualified = Respondents who were awarded the MOS for their current duty position (Q28). Not duty-qualified = All others.
Stay in USAR="Stay to retire"/"Stay beyond oblig.;" Leave at End="Leave after oblig.;" Leave Prior="Leave prior to oblig" (Q84).

1989 Survey of USAR TPU Soldiers
Junior Enlisted Stayers Tabulation Volume

Q68I VA SERVICE:VOCATIONAL COUNSELING

	A1 MALE	A2 FEMALE	B1 MARRI-ED	B2 NOT MARRI-ED	B3 OTHER	C1 <THAN HI SCH	C2 HIGH SCHOOL	C3 <THAN COLL	C4 BACH & UP	D1 PRIOR SRV	D2 NO PRIOR SRV	E1 DUTY QUAL	E2 NOT DUTY QUAL	F1 STAY IN USAR	F2 LEAVE AT END	F3 LEAVE PRIOR
0:NOT ANSWERED	78.2	83.2	81.4	77.8	84.4	83.2	76.8	81.9	82.3	82.6	78.2	79.3	79.4	80.9	79.8	75.7
1:ANSWERED	1.2	0.0	1.5	0.5	3.1	0.0	0.6	1.3	1.7	2.3	0.4	0.8	1.7	1.1	0.9	0.0
MISSING	20.6	16.8	17.2	21.7	12.5	16.8	22.6	16.8	16.0	15.0	21.4	19.9	18.9	18.0	19.4	24.3
TOTAL PERCENT	100.0	100.0	100.0	100.0	100.0	100.0	100.0	100.0	100.0	100.0	100.0	100.0	100.0	100.0	100.0	100.0

N (Weighted)	A:66045	18938	B:25985	53560	5438	C:1652	43108	34892	5331	D:22534	62449	E:69892	15091	F:52281	25880	5088
N (Unwtd)	A:1355	427	B:569	1090	123	C:30	823	739	190	D:489	1293	E:1464	318	F:1105	539	102
Nmiss (Wtd)	A:N/A		B:N/A			C:N/A				D:N/A		E:N/A		F:1734		
Nmiss(Unwtd)	A:N/A		B:N/A			C:N/A				D:N/A		E:N/A		F:36		

Gender was determined from Q92. Educational status was determined from Q95.
Married = "Married for the first time" and "Remarried;" Not Married = "Single, never married;" and Other = "Legally separated," "Divorced" and "Widowed" (Q97).
Prior service Respondents who served on active duty in any U.S. military component (Q5). No prior service = All others.
Duty-qualified = Respondents who were awarded the MOS for their current duty position (Q28). Not duty-qualified = All others.
Stay in USAR="Stay to retire"/"Stay beyond oblig.;" Leave at End="Leave after oblig.;" Leave Prior="Leave prior to oblig" (Q84).

1989 Survey of USAR TPU Soldiers
Junior Enlisted Stayers Tabulation Volume

Q68J VA SERVICE:DISAB:LITY INCOME

	A1 MALE	A2 FEMALE	B1 MARRI-ED	B2 NOT MARRI-ED	B3 OTHER	C1 <THAN HI SCH	C2 HIGH SCHOOL	C3 <THAN COLL	C4 BACH & UP	D1 PRIOR SRV	D2 NO PRIOR SRV	E1 DUTY QUAL	E2 NOT DUTY QUAL	F1 STAY IN USAR	F2 LEAVE AT END	F3 LEAVE PRIOR
0:NOT ANSWERED	78.5	82.6	81.8	77.7	85.0	83.2	76.5	82.3	83.0	82.9	78.1	79.1	80.8	81.1	79.8	74.7
1:ANSWERED	0.9	0.6	1.1	0.6	2.4	0.0	0.9	0.9	1.0	2.1	0.4	1.0	0.3	0.9	0.8	1.0
MISSING	20.6	16.8	17.2	21.7	12.5	16.8	22.6	16.8	16.0	15.0	21.4	19.9	18.9	18.0	19.4	24.3
TOTAL PERCENT	100.0	100.0	100.0	100.0	100.0	100.0	100.0	100.0	100.0	100.0	100.0	100.0	100.0	100.0	100.0	100.0

N (Weighted)	A:66045	18938	B:25985	53560	5438	C:1652	43108	34892	5331	D:22534	62449	E:69892	15091	F:52281	25880	5088
N (Unwtd)	A:1355	427	B:569	1090	123	C:30	823	739	190	D:489	1293	E:1464	318	F:1105	539	102
Nmiss (Wtd)	A:N/A		B:N/A			C:N/A				D:N/A		E:N/A		F:1734		
Nmiss(Unwtd)	A:N/A		B:N/A			C:N/A				D:N/A		E:N/A		F:36		

Gender was determined from Q92. Educational status was determined from Q95.
Married = "Married for the first time" and "Remarried;" Not Married = "Single, never married;" and Other = "Legally separated," "Divorced" and "Widowed" (Q97).
Prior service = Respondents who served on active duty in any U.S. military component (Q5). No prior service = All others.
Duty-qualified = Respondents who were awarded the MOS for their current duty position (Q28). Not duty-qualified = All others.
Stay in USAR="Stay to retire"/"Stay beyond oblig.;" Leave at End="Leave after oblig.;" Leave Prior="Leave prior to oblig" (Q84).

1989 Survey of USAR TPU Soldiers
Junior Enlisted Stayers Tabulation Volume

Q68K VA SERVICE:GRANTS FOR DISABLED

	A1 MALE	A2 FEMALE	B1 MARRI-ED	B2 NOT MARRI-ED	B3 OTHER	C1 <THAN HI SCH	C2 HIGH SCHOOL	C3 <THAN COLL	C4 BACH & UP	D1 PRIOR SRV	D2 NO PRIOR SRV	E1 DUTY QUAL	E2 NOT DUTY QUAL	F1 STAY IN USAR	F2 LEAVE AT END	F3 LEAVE PRIOR
0:NOT ANSWERED	79.2	83.2	82.6	78.3	86.6	83.2	77.2	83.0	83.7	84.7	78.5	79.9	81.1	81.9	80.4	75.7
1:ANSWERED	0.2	0.0	0.2	0.0	0.9	0.0	0.1	0.2	0.3	0.2	0.1	0.2	0.0	0.1	0.3	0.0
MISSING	20.6	16.8	17.2	21.7	12.5	16.8	22.6	16.8	16.0	15.0	21.4	19.9	18.9	18.0	19.4	24.3
TOTAL PERCENT	100.0	100.0	100.0	100.0	100.0	100.0	100.0	100.0	100.0	100.0	100.0	100.0	100.0	100.0	100.0	100.0

N (Weighted)	A:66045	18938	B:25985	53560	5438	C:1652	43108	34892	5331	D:22534	62449	E:69892	15091	F:52281	25880	5088
N (Unwtd)	A:1355	427	B:569	1090	123	C:30	823	739	190	D:489	1293	E:1464	318	F:1105	539	102
Nmiss (Wtd)	A:N/A		B:N/A			C:N/A				D:N/A		E:N/A		F:1734		
Nmiss(Unwtd)	A:N/A		B:N/A			C:N/A				D:N/A		E:N/A		F:36		

Gender was determined from Q92. Educational status was determined from Q95.
Married = "Married for the first time" and "Remarried;" Not Married = "Single, never married;" and Other = "Legally separated," "Divorced" and "Widowed" (Q97).
Prior service = Respondents who served on active duty in any U.S. military component (Q5). No prior service = All others.
Duty-qualified = Respondents who were awarded the MOS for their current duty position (Q28). Not duty-qualified = All others.
Stay in USAR="Stay to retire"/"Stay beyond oblig.;" Leave at End="Leave after oblig.;" Leave Prior="Leave prior to oblig" (Q84).

1989 Survey of USAR TPU Soldiers
Junior Enlisted Stayers Tabulation Volume

Q68L VA SERVICE:PENSIONS FOR LOW-INCOME

	A1 MALE	A2 FEMALE	B1 MARRI-ED	B2 NOT MARRI-ED	B3 OTHER	C1 <THAN HI SCH	C2 HIGH SCHOOL	C3 <THAN COLL	C4 BACH & UP	D1 PRIOR SRV	D2 NO PRIOR SRV	E1 DUTY QUAL	E2 NOT DUTY QUAL	F1 STAY IN USAR	F2 LEAVE AT END	F3 LEAVE PRIOR
0:NOT ANSWERED	79.2	83.2	82.6	78.2	86.6	83.2	77.1	83.0	83.7	84.5	78.5	79.9	80.8	81.8	80.4	75.7
1:ANSWERED	0.3	0.0	0.2	0.1	0.9	0.0	0.2	0.2	0.3	0.5	0.1	0.2	0.4	0.2	0.3	0.0
MISSING	20.6	16.8	17.2	21.7	12.5	16.8	22.6	16.8	16.0	15.0	21.4	19.9	18.9	18.0	19.4	24.3
TOTAL PERCENT	100.0	100.0	100.0	100.0	100.0	100.0	100.0	100.0	100.0	100.0	100.0	100.0	100.0	100.0	100.0	100.0

N (Weighted)	A:66045	18938	B:25985	53560	5438	C:1652	43108	34892	5331	D:22534	62449	E:69892	15091	F:52281	25880	5088
N (Unwtd)	A:1355	427	B:569	1090	123	C:30	823	739	190	D:489	1293	E:1464	318	F:1105	539	102
Nmiss (Wtd)	A:N/A		B:N/A			C:N/A				D:N/A		E:N/A		F:1734		
Nmiss(Unwtd)	A:N/A		B:N/A			C:N/A				D:N/A		E:N/A		F:36		

Gender was determined from Q92. Educational status was determined from Q95.
Married = "Married for the first time" and "Remarried;" Not Married = "Single, never married;" and Other = "Legally separated," "Divorced" and "Widowed" (Q97).
Prior service = Respondents who served on active duty in any U.S. military component (Q5). No prior service = All others.
Duty-qualified = Respondents who were awarded the MOS for their current duty position (Q28). Not duty-qualified = All others.
Stay in USAR="Stay to retire"/"Stay beyond oblig.;" Leave at End="Leave after oblig.;" Leave Prior="Leave prior to oblig" (Q84).

1989 Survey of USAR TPU Soldiers
Junior Enlisted Stayers Tabulation Volume

Q68M VA SERVICE:LIFE INSURANCE

	A1 MALE	A2 FEMALE	B1 MARRI-ED	B2 NOT MARRI-ED	B3 OTHER	C1 <THAN HI SCH	C2 HIGH SCHOOL	C3 <THAN COLL	C4 BACH & UP	D1 PRIOR SRV	D2 NO PRIOR SRV	E1 DUTY QUAL	E2 NOT DUTY QUAL	F1 STAY IN USAR	F2 LEAVE AT END	F3 LEAVE PRIOR
0:NOT ANSWERED	67.8	71.0	68.8	67.9	73.6	[illegible]	66.2	70.8	68.3	71.1	67.6	68.2	70.2	70.3	68.6	62.3
1:ANSWERED	11.6	12.2	14.1	10.4	13.9	0.0	11.2	12.4	15.7	13.9	10.9	11.9	10.9	11.7	12.0	13.4
MISSING	20.6	16.8	17.2	21.7	12.5	16.8	22.6	16.8	16.0	15.0	21.4	19.9	18.9	18.0	19.4	24.3
TOTAL PERCENT	100.0	100.0	100.0	100.0	100.0	100.0	100.0	100.0	100.0	100.0	100.0	100.0	100.0	100.0	100.0	100.0

N (Weighted)	A:66045	18938	B:25985	53560	5438	C:1652	43108	34892	5331	D:22534	62449	E:69892	15091	F:52281	25880	5088
N (Unwtd)	A:1355	427	B:569	1090	123	C:30	823	739	190	D:489	1293	E:1464	318	F:1105	539	102
Nmiss (Wtd)	A:N/A		B:N/A			C:N/A				D:N/A		E:N/A		F:1734		
Nmiss(Unwtd)	A:N/A		B:N/A			C:N/A				D:N/A		E:N/A		F:36		

Gender was determined from Q92. Educational status was determined from Q95.
Married = "Married for the first time" and "Remarried;" Not Married = "Single, never married;" and Other = "Legally separated," "Divorced" and "Widowed" (Q97).
Prior service = Respondents who served on active duty in any U.S. military component (Q5). No prior service = All others.
Duty-qualified = Respondents who were awarded the MOS for their current duty position (Q28). Not duty-qualified = All others.
Stay in USAR="Stay to retire"/"Stay beyond oblig.;" Leave at End="Leave after oblig.;" Leave Prior="Leave prior to oblig" (Q84).

1989 Survey of USAR TPU Soldiers
Junior Enlisted Stayers Tabulation Volume

Q68N VA SERVICE HOME LOAN GUARANTY

	A1 MALE	A2 FEMALE	B1 MARRI-ED	B2 NOT MARRI-ED	B3 OTHER	C1 <THAN HI SCH	C2 HIGH SCHOOL	C3 <THAN COLL	C4 BACH & UP	D1 PRIOR SRV	D2 NO PRIOR SRV	E1 DUTY QUAL	E2 NOT DUTY QUAL	F1 STAY IN USAR	F2 LEAVE AT END	F3 LEAVE PRIOR
0:NOT ANSWERED	75.6	81.6	74.9	77.6	80.1	83.2	74.2	80.0	77.0	73.2	78.3	76.9	77.1	77.9	78.6	74.3
1:ANSWERED	3.8	1.6	7.9	0.7	7.4	0.0	3.1	3.1	7.0	11.7	0.3	3.2	4.0	4.1	2.1	1.3
MISSING	20.6	16.8	17.2	21.7	12.5	16.8	22.6	16.8	16.0	15.0	21.4	19.9	18.9	18.0	19.4	24.3
TOTAL PERCENT	100.0	100.0	100.0	100.0	100.0	100.0	100.0	100.0	100.0	100.0	100.0	100.0	100.0	100.0	100.0	100.0

N (Weighted)	A:66045	18938	B:25985	53560	5438	C:1652	43108	34892	5331	D:22534	62449	E:69892	15091	F:52281	25880	5088
N (Unwtd)	A:1355	427	B:569	1090	123	C:30	823	739	190	D:489	1293	E:1464	318	F:1105	539	102
Nmiss (Wtd)	A:N/A		B:N/A			C:N/A				D:N/A		E:N/A		F:1734		
Nmiss(Unwtd)	A:N/A		B:N/A			C:N/A				D:N/A		E:N/A		F:36		

Gender was determined from Q92. Educational status was determined from Q95.
Married = "Married for the first time" and "Remarried;" Not Married = "Single, never married;" and Other = "Legally separated," "Divorced" and "Widowed" (Q97).
Prior service = Respondents who served on active duty in any U.S. military component (Q5). No prior service = All others.
Duty-qualified = Respondents who were awarded the MOS for their current duty position (Q28). Not duty-qualified = All others.
Stay in USAR="Stay to retire"/"Stay beyond oblig.;" Leave at End="Leave after oblig.;" Leave Prior="Leave prior to oblig" (Q84).

1989 Survey of USAR TPU Soldiers
Junior Enlisted Stayers Tabulation Volume

Q680 VA SERVICE:TREAT DRINKING PROBLEMS

	A1 MALE	A2 FEMALE	B1 MARRI-ED	B2 NOT MARRI-ED	B3 OTHER	C1 <THAN HI SCH	C2 HIGH SCHOOL	C3 <THAN COLL	C4 BACH & UP	D1 PRIOR SRV	D2 NO PRIOR SRV	E1 DUTY QUAL	E2 NOT DUTY QUAL	F1 STAY IN USAR	F2 LEAVE AT END	F3 LEAVE PRIOR
0:NOT ANSWERED	79.2	83.2	82.6	78.1	87.5	83.2	77.4	83.0	82.3	84.6	78.5	80.0	80.6	82.0	80.1	75.7
1:ANSWERED	0.2	0.0	0.2	0.2	0.0	0.0	0.0	0.2	1.7	0.3	0.1	0.1	0.5	0.0	0.5	0.0
MISSING	20.6	16.8	17.2	21.7	12.5	16.8	22.6	16.8	16.0	15.0	21.4	19.9	18.9	18.0	19.4	24.3
TOTAL PERCENT	100.0	100.0	100.0	100.0	100.0	100.0	100.0	100.0	100.0	100.0	100.0	100.0	100.0	100.0	100.0	100.0

N (Weighted)	A:66045	18938	B:25985	53560	5438	C:1652	43108	34892	5331	D:22534	62449	E:69892	15091	F:52281	25880	5088
N (Unwtd)	A:1355	427	B:569	1090	123	C:30	822	739	190	D:489	1293	E:1464	318	F:1105	539	102
Nmiss (Wtd)	A:N/A		B:N/A			C:N/A				D:N/A		E:N/A		F:1734		
Nmiss(Unwtd)	A:N/A		B:N/A			C:N/A				D:N/A		E:N/A		F:36		

Gender was determined from Q92. Educational status was determined from Q95.
Married = "Married for the first time" and "Remarried;" Not Married = "Single, never married;" and Other = "Legally separated," "Divorced" and "Widowed" (Q97).
Prior service = Respondents who served on active duty in any U.S. military component (Q5). No prior service = All others.
Duty-qualified = Respondents who were awarded the MOS for their current duty position (Q28). Not duty-qualified = All others.
Stay in USAR="Stay to retire"/"Stay beyond oblig.;" Leave at End="Leave after oblig.;" Leave Prior="Leave prior to oblig" (Q84).

1989 Survey of USAR TPU Soldiers
Junior Enlisted Stayers Tabulation Volume

Q68P VA SERVICE:TREAT DRUG PROBLEMS

	A1 MALE	A2 FEMALE	B1 MARRI-ED	B2 NOT MARRI-ED	B3 OTHER	C1 <THAN HI SCH	C2 HIGH SCHOOL	C3 <THAN COLL	C4 BACH & UP	D1 PRIOR SRV	D2 NO PRIOR SRV	E1 DUTY QUAL	E2 NOT DUTY QUAL	F1 STAY IN USAR	F2 LEAVE AT END	F3 LEAVE PRIOR
0:NOT ANSWERED	79.1	83.2	82.2	78.2	87.5	83.2	77.1	82.9	83.7	84.5	78.3	79.7	81.1	81.9	79.9	75.7
1:ANSWERED	0.4	0.0	0.7	0.1	0.0	0.0	0.3	0.3	0.3	0.4	0.2	0.3	0.0	0.1	0.7	0.0
MISSING	20.6	16.8	17.2	21.7	12.5	16.8	22.6	16.8	16.0	15.0	21.4	19.9	18.9	18.0	19.4	24.3
TOTAL PERCENT	100.0	100.0	100.0	100.0	100.0	100.0	100.0	100.0	100.0	100.0	100.0	100.0	100.0	100.0	100.0	100.0

N (Weighted)	A:66045	18938	B:25985	53560	5438	C:1652	43108	34892	5331	D:22534	62449	E:69892	15091	F:52281	25880	5088
N (Unwtd)	A:1355	427	B:569	1090	123	C:30	823	739	190	D:489	1293	E:1464	318	F:1105	539	102
Nmiss (Wtd)	A:N/A		B:N/A			C:N/A				D:N/A		E:N/A		F:1734		
Nmiss(Unwtd)	A:N/A		B:N/A			C:N/A				D:N/A		E:N/A		F:36		

Gender was determined from Q92. Educational status was determined from Q95.
Married = "Married for the first time" and "Remarried;" Not Married = "Single, never married;" and Other = "Legally separated," "Divorced" and "Widowed" (Q97).
Prior service = Respondents who served on active duty in any U.S. military component (Q5). No prior service = All others.
Duty-qualified = Respondents who were awarded the MOS for their current duty position (Q28). Not duty-qualified = All others.
Stay in USAR='Stay to retire"/"Stay beyond oblig.;" Leave at End="Leave after oblig.;" Leave Prior="Leave prior to oblig" (Q84).

1989 Survey of USAR TPU Soldiers
Junior Enlisted Stayers Tabulation Volume

Q68Q VA SERVICE:READJUSTMENT COUNSELING

	A1 MALE	A2 FEMALE	B1 MARRI-ED	B2 NOT MARRI-ED	B3 OTHER	C1 <THAN HI SCH	C2 HIGH SCHOOL	C3 <THAN COLL	C4 BACH & UP	D1 PRIOR SRV	D2 NO PRIOR SRV	E1 DUTY QUAL	E2 NOT DUTY QUAL	F1 STAY IN USAR	F2 LEAVE AT END	F3 LEAVE PRIOR
0:NOT ANSWERED	78.7	83.1	81.8	78.1	85.6	83.2	77.2	82.3	81.9	83.7	78.3	79.8	79.3	81.5	79.8	75.7
1:ANSWERED	0.7	0.1	1.0	0.2	1.9	0.0	0.2	0.9	2.1	1.3	0.3	0.3	1.8	0.5	0.8	0.0
MISSING	20.6	16.8	17.2	21.7	12.5	16.8	22.6	16.8	16.0	15.0	21.4	19.9	18.9	18.0	19.4	24.3
TOTAL PERCENT	100.0	100.0	100.0	100.0	100.0	100.0	100.0	100.0	100.0	100.0	100.0	100.0	100.0	100.0	100.0	100.0

N (Weighted)	A:66045	18938	B:25985	53560	5438	C:1652	43108	34892	5331	D:22534	62449	E:69892	15091	F:52281	25880	5088
N (Unwtd)	A:1355	427	B:569	1090	123	C:30	823	739	190	D:489	1293	E:1464	318	F:1105	539	102
Nmiss (Wtd)	A:N/A		B:N/A			C:N/A				D:N/A		E:N/A		F:1734		
Nmiss(Unwtd)	A:N/A		B:N/A			C:N/A				D:N/A		E:N/A		F:36		

Gender was determined from Q92. Educational status was determined from Q95.
Married = "Married for the first time" and "Remarried;" Not Married = "Single, never married;" and Other = "Legally separated," "Divorced" and "Widowed" (Q97).
Prio. service = Respondents who served on active duty in any U.S. military component (Q5). No prior service = All others.
Duty-qualified = Respondents who were awarded the MOS for their current duty position (Q28). Not duty-qualified = All others.
Stay in USAR="Stay to retire"/"Stay beyond oblig.;" Leave at End="Leave after oblig.;" Leave Prior="Leave prior to oblig" (Q84).

1989 Survey of USAR TPU Soldiers
Junior Enlisted Stayers Tabulation Volume

Q68R VA SERVICE:PSYCHOLOGICAL COUNSELING

	A1 MALE	A2 FEMALE	B1 MARRI-ED	B2 NOT MARRI-ED	B3 OTHER	C1 <THAN HI SCH	C2 HIGH SCHOOL	C3 <THAN COLL	C4 BACH & UP	D1 PRIOR SRV	D2 NO PRIOR SRV	E1 DUTY QUAL	E2 NOT DUTY QUAL	F1 STAY IN USAR	F2 LEAVE AT END	F3 LEAVE PRIOR
0:NOT ANSWERED	79.2	83.2	82.4	78.2	87.5	83.2	77.2	83.0	83.3	84.6	78.5	79.9	81.1	81.9	80.4	75.7
1:ANSWERED	0.2	0.0	0.4	0.1	0.0	0.0	0.1	0.2	0.6	0.3	0.1	0.2	0.0	0.1	0.3	0.0
MISSING	20.6	16.8	17.2	21.7	12.5	16.8	22.6	16.8	16.0	15.0	21.4	19.9	18.9	18.0	19.4	24.3
TOTAL PERCENT	100.0	100.0	100.0	100.0	100.0	100.0	100.0	100.0	100.0	100.0	100.0	100.0	100.0	100.0	100.0	100.0

N (Weighted)	A:66045	18938	B:25985	53560	5438	C:1652	43108	34892	5331	D:22534	62449	E:69892	15091	F:52281	25880	5088
N (Unwtd)	A:1355	427	B:569	1090	123	C:30	823	739	190	D:489	1293	E:1464	318	F:1105	539	102
Nmiss (Wtd)	A:N/A		B:N/A			C:N/A				D:N/A		E:N/A		F:1734		
Nmiss(Unwtd)	A:N/A		B:N/A			C:N/A				D:N/A		E:N/A		F:36		

Gender was determined from Q92. Educational status was determined from Q95.
Married = "Married for the first time" and "Remarried;" Not Married = "Single, never married;" and Other = "Legally separated," "Divorced" and "Widowed" (Q97).
Prior service = Respondents who served on active duty in any U.S. military component (Q5). No prior service = All others.
Duty-qualified = Respondents who were awarded the MOS for their current duty position (Q28). Not duty-qualified = All others.
Stay in USAR="Stay to retire"/"Stay beyond oblig.;" Leave at End="Leave after oblig.;" Leave Prior="Leave prior to oblig" (Q84).

1989 Survey of USAR TPU Soldiers
Junior Enlisted Stayers Tabulation Volume

Q68S VA SERVICE:OTHER

	A1 MALE	A2 FEMALE	B1 MARRI-ED	B2 NOT MARRI-ED	B3 OTHER	C1 <THAN HI SCH	C2 HIGH SCHOOL	C3 <THAN COLL	C4 BACH & UP	D1 PRIOR SRV	D2 NO PRIOR SRV	E1 DUTY QUAL	E2 NOT DUTY QUAL	F1 STAY IN USAR	F2 LEAVE AT END	F3 LEAVE PRIOR
0:NOT ANSWERED	73.3	78.5	77.4	72.1	83.3	80.1	71.7	76.8	79.3	78.8	72.8	74.6	73.8	75.8	75.5	69.0
1:ANSWERED	6.2	4.7	5.4	6.2	4.2	3.0	5.7	6.3	4.7	6.2	5.7	5.5	7.3	6.2	5.2	6.7
MISSING	20.6	16.8	17.2	21.7	12.5	16.8	22.6	16.8	16.0	15.0	21.4	19.9	18.9	18.0	19.4	24.3
TOTAL PERCENT	100.0	100.0	100.0	100.0	100.0	100.0	100.0	100.0	100.0	100.0	100.0	100.0	100.0	100.0	100.0	100.0

N (Weighted)	A:66045	18938	B:25985	53560	5438	C:1652	43108	34892	5331	D:22534	62449	E:69892	15091	F:52281	25880	5088
N (Unwtd)	A:1355	427	B:569	1090	123	C:30	823	739	190	D:489	1293	E:1464	318	F:1105	539	102
Nmiss (Wtd)	A:N/A		B:N/A			C:N/A				D:N/A		E:N/A		F:1734		
Nmiss(Unwtd)	A:N/A		B:N/A			C:N/A				D:N/A		E:N/A		F:36		

Gender was determined from Q92. Educational status was determined from Q95.
Married = "Married for the first time" and "Remarried;" Not Married = "Single, never married;" and Other = "Legally separated," "Divorced" and "Widowed" (Q97).
Prior service = Respondents who served on active duty in any U.S. military component (Q5). No prior service = All others.
Duty-qualified = Respondents who were awarded the MOS for their current duty position (Q28). Not duty-qualified = All others.
Stay in USAR="Stay to retire"/"Stay beyond oblig.;" Leave at End="Leave after oblig.;" Leave Prior="Leave prior to oblig" (Q84).

1989 Survey of USAR TPU Soldiers
Junior Enlisted Stayers Tabulation Volume

Q69 CAREER BRANCH

	A1 MALE	A2 FEMALE	B1 MARRI-ED	B2 NOT MARRI-ED	B3 OTHER	C1 <THAN HI SCH	C2 HIGH SCHOOL	C3 <THAN COLL	C4 BACH & UP	D1 PRIOR SRV	D2 NO PRIOR SRV	E1 DUTY QUAL	E2 NOT DUTY QUAL	F1 STAY IN USAR	F2 LEAVE AT END	F3 LEAVE PRIOR
01:ADJ GEN CORPS	3.7	8.2	1.9	6.3	2.8	6.4	2.5	7.1	6.5	2.2	5.6	5.0	3.5	3.9	7.1	1.9
02:AIR DEF ARTIL	0.3	0.0	0.2	0.3	0.0	0.0	0.2	0.2	1.3	0.5	0.2	0.1	0.8	0.2	0.5	0.0
03:ARMY MED SPEC	2.6	8.2	2.9	4.3	4.0	0.0	3.2	4.7	4.5	3.7	3.9	3.9	3.4	3.9	3.9	4.3
04:ARMY NRS CORP	0.2	1.3	0.3	0.4	1.3	0.0	0.0	1.0	0.5	0.2	0.5	0.5	0.4	0.5	0.2	0.9
05:ARMOR	1.8	0.5	1.1	1.6	2.2	3.4	1.6	1.6	0.0	0.7	1.8	1.5	1.5	1.1	2.6	1.1
06:AVIATION	1.2	0.3	1.5	0.8	0.0	0.0	1.1	1.1	0.0	1.2	0.9	1.1	0.3	1.0	1.0	0.9
07:CHAPLAIN	0.3	0.4	0.2	0.4	0.0	0.0	0.1	0.3	1.8	0.1	0.4	0.3	0.3	0.3	0.0	1.9
08:CHEMICAL CORP	1.5	1.4	1.3	1.6	1.2	0.0	0.8	2.4	0.9	1.0	1.7	1.5	1.5	1.7	1.2	1.0
09:CIVIL AFFAIRS	0.5	0.3	0.2	0.6	0.0	0.0	0.5	0.4	0.3	0.3	0.5	0.5	0.3	0.5	0.4	0.0
10:DENTAL CORPS	0.4	0.8	0.6	0.4	1.0	3.2	0.5	0.2	0.9	0.5	0.5	0.5	0.3	0.4	0.4	1.0
11:ENGINR CORPS	14.8	0.8	13.6	11.3	5.9	13.6	13.8	10.5	1.7	9.3	12.5	12.0	10.2	11.4	12.3	14.0
12:FIELD ARTILL	4.5	0.0	3.8	3.4	2.9	4.5	4.3	2.6	2.7	3.3	3.6	3.9	1.9	3.5	3.9	2.5
13:FINANCE CORPS	1.1	1.7	1.6	1.0	2.4	0.0	1.0	1.5	2.3	1.5	1.2	1.3	1.3	1.5	1.1	0.0
14:INFANTRY	4.0	0.0	2.7	3.4	1.8	0.0	3.8	2.7	1.0	3.4	3.0	2.8	4.5	3.5	2.3	2.8
15:JDG ADV GEN	0.6	1.7	0.6	1.0	0.4	0.0	0.4	1.3	2.4	0.7	0.9	1.0	0.3	1.1	0.7	0.0
16:MEDICAL CORPS	3.2	8.5	3.0	4.6	7.9	0.0	2.7	6.4	5.5	3.9	4.5	4.9	1.9	4.2	4.5	6.3
17:MED SRV CORPS	1.6	4.3	1.7	2.4	1.9	0.0	1.0	3.1	6.5	2.7	2.0	2.3	1.7	2.0	2.6	1.1
18:MIL INTELL	1.5	0.3	0.9	1.5	0.0	0.0	0.6	1.9	2.0	1.2	1.2	1.3	0.7	1.4	0.8	0.4
19:MP CORPS	3.9	1.5	1.8	4.1	4.2	0.0	3.0	3.8	5.0	3.3	3.4	3.6	2.1	3.1	3.7	5.2
20:ORDNANC CORPS	5.3	2.4	5.4	4.4	3.4	3.2	5.6	3.7	3.2	5.4	4.4	4.9	3.5	5.6	3.2	3.0
21:QTRMSTR CORPS	9.3	13.8	11.2	10.2	7.4	6.4	11.5	8.9	11.7	11.3	10.0	9.7	13.3	10.5	9.8	14.0
22:SIGNAL CORPS	5.2	4.1	5.7	4.8	3.0	6.6	4.3	5.0	9.5	7.5	4.1	5.5	2.5	4.9	5.1	6.9
23:SPEC FORCES	0.1	0.0	0.0	0.0	1.0	0.0	0.1	0.0	0.0	0.0	0.1	0.1	0.0	0.1	0.0	0.0
24:TRANS CORPS	7.2	3.2	7.3	5.4	11.0	14.1	7.4	4.9	4.1	7.3	6.0	6.5	5.6	6.6	5.7	6.8
25:VET CORPS	0.1	0.5	0.2	0.2	0.0	0.5	0.1	0.3	0.3	0.3	0.2	0.2	0.0	0.1	0.4	0.0
26:OTHER	11.0	21.3	12.3	13.8	12.8	13.9	13.9	13.1	9.1	9.8	14.5	13.0	14.6	11.7	17.2	11.1
MISSING	13.2	14.4	17.3	11.0	19.5	21.4	14.9	11.3	14.0	16.8	12.3	11.5	22.7	14.1	9.0	12.0
MULTIPLE RESP	0.9	0.3	0.8	0.6	1.9	3.0	1.1	0.0	2.2	1.9	0.3	0.7	0.8	1.0	0.2	1.0

(CONTINUED)

N (Weighted)	A:66045	18938	B:25985	53560	5438	C:1652	43108	34892	5331	D:22534	62449	E:69892	15091	F:52281	25880	5088
N (Unwtd)	A:1355	427	B:569	1090	123	C:30	823	739	190	D:489	1293	E:1464	318	F:1105	539	102
Nmiss (Wtd)	A:N/A		B:N/A			C:N/A				D:N/A		E:N/A		F:1734		
Nmiss(Unwtd)	A:N/A		B:N/A			C:N/A				D:N/A		E:N/A		F:36		

Gender was determined from Q92. Educational status was determined from Q95.
Married = "Married for the first time" and "Remarried;" Not Married = "Single, never married;" and Other = "Legally separated," "Divorced" and "Widowed" (Q97).
Prior service = Respondents who served on active duty in any U.S. military component (Q5). No prior service = All others.
Duty-qualified = Respondents who were awarded the MOS for their current duty position (Q28). Not duty-qualified = All others.
Stay in USAR="Stay to retire"/"Stay beyond oblig.;" Leave at End="Leave after oblig.;" Leave Prior="Leave prior to oblig" (Q84).

1989 Survey of USAR TPU Soldiers
Junior Enlisted Stayers Tabulation Volume

Q69 CAREER BRANCH

	A1 MALE	A2 FEMALE	B1 MARRI-ED	B2 NOT MARRI-ED	B3 OTHER	C1 <THAN HI SCH	C2 HIGH SCHOOL	C3 <THAN COLL	C4 BACH & UP	D1 PRIOR SRV	D2 NO PRIOR SRV	E1 DUTY QUAL	E2 NOT DUTY QUAL	F1 STAY IN USAR	F2 LEAVE AT END	F3 LEAVE PRIOR
TOTAL PERCENT	100.0	100.0	100.0	100.0	100.0	100.0	100.0	100.0	100.0	100.0	100.0	100.0	100.0	100.0	100.0	100.0

N (Weighted)	A:66045	18938	B:25985	53560	5438	C:1652	43108	34892	5331	D:22534	62449	E:69892	15091	F:52281	25880	5088
N (Unwtd)	A:1355	427	B:569	1090	123	C:30	823	739	190	D:489	1293	E:1464	318	F:1105	539	102
Nmiss (Wtd)	A:N/A		B:N/A			C:N/A				D:N/A		E:N/A		F:1734		
Nmiss(Unwtd)	A:N/A		B:N/A			C:N/A				D:N/A		E:N/A		F:36		

Gender was determined from Q92. Educational status was determined from Q95.
Married = "Married for the first time" and "Remarried;" Not Married = "Single, never married;" and Other = "Legally separated," "Divorced" and "Widowed" (Q97).
Prior service = Respondents who served on active duty in any U.S. military component (Q5). No prior service = All others.
Duty-qualified = Respondents who were awarded the MOS for their current duty position (Q28). Not duty-qualified = All others.
Stay in USAR="Stay to retire"/"Stay beyond oblig.;" Leave at End="Leave after oblig.;" Leave Prior="Leave prior to oblig" (Q84).

1989 Survey of USAR TPU Soldiers
Junior Enlisted Stayers Tabulation Volume

Q70 TYPE OF AR UNIT ASSIGNED TO

	A1 MALE	A2 FEMALE	B1 MARRI-ED	B2 NOT MARRI-ED	B3 OTHER	C1 <THAN HI SCH	C2 HIGH SCHOOL	C3 <THAN COLL	C4 BACH & UP	D1 PRIOR SRV	D2 NO PRIOR SRV	E1 DUTY QUAL	E2 NOT DUTY QUAL	F1 STAY IN USAR	F2 LEAVE AT END	F3 LEAVE PRIOR
00:DOESN'T APPLY	1.1	2.1	1.0	1.3	3.6	6.4	1.4	1.0	1.2	1.8	1.2	1.0	3.0	1.4	1.1	1.9
01:ADJ GEN CORPS	2.4	4.8	2.3	3.3	2.1	0.0	2.0	4.0	4.5	1.8	3.3	3.1	2.3	2.7	3.6	2.9
03:MED SPC CORPS	2.7	6.6	3.1	3.8	3.6	0.0	3.6	3.7	3.0	3.4	3.6	3.9	2.0	3.3	3.7	6.3
04:NURSE CORPS	0.2	0.4	0.2	0.2	0.7	0.0	0.0	0.5	0.4	0.2	0.3	0.3	0.1	0.4	0.0	0.0
05:ARMOR	2.7	1.6	3.2	2.2	2.6	0.0	2.5	2.7	1.7	1.6	2.8	2.6	1.9	2.6	2.7	0.0
06:AVIATION	1.1	0.4	1.0	0.9	0.9	0.0	0.9	1.1	0.3	1.1	0.9	0.9	1.1	0.9	0.9	2.0
07:CHAPLAIN	0.2	0.3	0.1	0.3	0.0	0.0	0.1	0.3	0.4	0.1	0.2	0.2	0.0	0.3	0.0	0.0
08:CHEM CORPS	1.3	1.1	0.5	1.5	2.2	0.0	0.8	1.8	2.3	0.9	1.4	1.1	1.8	1.3	1.2	1.0
09:CIVIL AFFAIRS	0.8	1.7	0.6	1.1	1.2	3.2	1.1	0.8	0.6	1.0	1.0	0.9	1.2	1.1	0.7	1.3
10:DENTAL CORPS	0.6	2.2	1.1	0.8	2.0	3.2	0.9	0.6	3.3	0.8	1.0	0.9	1.4	1.2	0.4	1.0
11:ENGINR CORPS	21.4	2.9	21.2	15.9	11.8	13.6	19.8	15.5	9.3	16.1	17.7	16.8	19.7	16.7	18.7	20.3
12:FIELD ARTILL	6.7	2.1	6.5	5.4	5.1	13.6	5.6	5.4	5.9	6.7	5.3	6.5	2.1	5.6	6.3	5.7
13:FINANCE CORPS	0.6	1.9	0.9	0.8	2.4	0.0	0.6	1.3	0.6	0.7	1.0	1.0	0.5	1.1	0.8	0.0
14:INFANTRY	4.1	1.2	3.1	3.7	2.9	0.0	3.1	4.3	1.6	3.4	3.5	3.7	2.4	3.5	3.2	4.2
15:JDG ADV GEN	0.6	1.0	0.0	0.9	1.7	0.0	0.1	1.0	3.0	0.6	0.7	0.8	0.1	0.7	0.8	0.0
16:MEDICAL CORPS	6.1	11.0	4.7	7.9	11.7	3.2	5.1	9.5	10.3	6.8	7.3	7.7	4.8	7.3	7.5	7.2
17:MED SRV CORPS	3.1	7.0	3.5	4.5	0.9	3.0	2.6	5.7	3.4	3.3	4.2	4.1	3.3	3.6	4.7	4.1
18:MIL INTELL	1.8	0.6	1.1	2.0	0.0	3.4	0.6	2.2	4.7	1.7	1.5	1.6	1.5	1.6	1.7	0.4
19:MP CORPS	4.4	3.9	2.8	4.9	4.9	0.0	3.9	4.9	4.7	3.9	4.5	4.6	2.8	3.8	5.4	4.2
20:ORDNANCE CORPS	4.2	2.6	3.6	4.1	2.1	3.2	4.2	3.5	3.5	4.3	3.7	3.8	4.1	4.7	2.3	2.9
21:QTRMSTR CORPS	7.6	10.9	10.3	7.5	6.3	0.0	9.2	7.5	9.3	8.1	8.4	8.1	9.2	8.5	8.4	8.8
22:SIGNAL CORPS	3.0	3.3	3.1	3.1	2.1	6.6	3.3	2.8	1.9	2.9	3.1	3.2	2.4	3.2	2.8	3.1
23:SPEC FORCES	0.4	0.0	0.4	0.2	1.0	0.0	0.4	0.1	1.1	0.7	0.2	0.3	0.4	0.4	0.2	0.0
24:TRANS CORPS	8.3	6.4	8.2	7.2	12.6	12.7	10.1	5.2	5.9	8.9	7.5	7.4	9.9	8.8	6.2	7.5
25:VET CORPS	0.1	0.3	0.0	0.2	0.0	0.5	0.0	0.3	0.3	0.3	0.1	0.2	0.0	0.1	0.2	0.0
26:OTHER	10.5	18.5	12.5	12.2	11.8	13.9	13.7	10.4	13.1	14.3	11.6	11.6	15.4	12.2	12.7	10.8
MISSING	3.5	5.0	4.5	3.6	3.7	13.7	4.1	3.2	3.2	4.1	3.8	3.4	6.3	2.7	3.2	3.4
MULTIPLE RESP	0.6	0.0	0.4	0.5	0.0	0.0	0.5	0.4	0.4	0.4	0.4	0.5	0.3	0.3	0.6	1.0

(CONTINUED)

N (Weighted)	A:66045	18938	B:25985	53560	5438	C:1652	43108	34892	5331	D:22534	62449	E:69892	15091	F:52281	25880	5088
N (Unwtd)	A:1355	427	B:569	1090	123	C:30	823	739	190	D:489	1293	E:1464	318	F:1105	539	102
Nmiss (Wtd)	A:N/A		B:N/A			C:N/A				D:N/A		E:N/A		F:1734		
Nmiss(Unwtd)	A:N/A		B:N/A			C:N/A				D:N/A		E:N/A		F:36		

Gender was determined from Q92. Educational status was determined from Q95.
Married = "Married for the first time" and "Remarried;" Not Married = "Single, never married;" and Other = "Legally separated," "Divorced" and "Widowed" (Q97).
Prior service = Respondents who served on active duty in any U.S. military component (Q5). No prior service = All others.
Duty-qualified = Respondents who were awarded the MOS for their current duty position (Q28). Not duty-qualified = All others.
Stay in USAR="Stay to retire"/"Stay beyond oblig.;" Leave at End="Leave after oblig.;" Leave Prior="Leave prior to oblig" (Q84).

1989 Survey of USAR TPU Soldiers
Junior Enlisted Stayers Tabulation Volume

Q70 TYPE OF AR UNIT ASSIGNED TO

	A1 MALE	A2 FEMALE	B1 MARRI-ED	B2 NOT MARRI-ED	B3 OTHER	C1 <THAN HI SCH	C2 HIGH SCHOOL	C3 <THAN COLL	C4 BACH & UP	D1 PRIOR SRV	D2 NO PRIOR SRV	E1 DUTY QUAL	E2 NOT DUTY QUAL	F1 STAY IN USAR	F2 LEAVE AT END	F3 LEAVE PRIOR
TOTAL PERCENT	100.0	100.0	100.0	100.0	100.0	100.0	100.0	100.0	100.0	100.0	100.0	100.0	100.0	100.0	100.0	100.0

N (Weighted)	A:66045	18938	B:25985	53560	5438	C:1652	43108	34892	5331	D:22534	62449	E:69892	15091	F:52281	25880	5088
N (Unwtd)	A:1355	427	B:569	1090	123	C:30	823	739	190	D:489	1293	E:1464	318	F:1105	539	102
Nmiss (Wtd)	A:N/A		B:N/A			C:N/A				D:N/A		E:N/A		F:1734		
Nmiss(Unwtd)	A:N/A		B:N/A			C:N/A				D:N/A		E:N/A		F:36		

Gender was determined from Q92. Educational status was determined from Q95.
Married = "Married for the first time" and "Remarried;" Not Married = "Single, never married;" and Other = "Legally separated," "Divorced" and "Widowed" (Q97).
Prior service = Respondents who served on active duty in any U.S. military component (Q5). No prior service = All others.
Duty-qualified = Respondents who were awarded the MOS for their current duty position (Q28). Not duty-qualified = All others.
Stay in USAR="Stay to retire"/"Stay beyond oblig.;" Leave at End="Leave after oblig.;" Leave Prior="Leave prior to oblig" (Q84).

1989 Survey of USAR TPU Soldiers
Junior Enlisted Stayers Tabulation Volume

Q72 1988 TIME WORKING IN PRIMARY MOS/AOC

	A1 MALE	A2 FEMALE	B1 MARRI-ED	B2 NOT MARRI-ED	B3 OTHER	C1 <THAN HI SCH	C2 HIGH SCHOOL	C3 <THAN COLL	C4 BACH & UP	D1 PRIOR SRV	D2 NO PRIOR SRV	E1 DUTY QUAL	E2 NOT DUTY QUAL	F1 STAY IN USAR	F2 LEAVE AT END	F3 LEAVE PRIOR
1: 75% - 100%	22.1	23.6	20.9	21.6	37.6	20.7	24.8	19.6	22.3	27.0	20.8	23.5	17.2	26.0	16.6	15.6
2: 50% - 75%	24.4	22.7	25.2	23.4	24.3	20.2	24.5	23.6	24.4	22.6	24.6	24.6	21.3	25.0	23.1	25.4
3: 25% - 50%	19.3	18.5	20.4	19.2	11.9	10.3	19.2	19.7	17.5	17.5	19.7	19.1	19.1	20.0	18.5	13.7
4: 1% - 25%	23.9	24.4	21.4	25.7	18.6	27.6	20.4	28.3	23.3	23.3	19.6	25.6	24.1	23.3	20.0	31.0	32.4
5: NONE	7.8	8.3	8.6	7.7	6.3	6.4	8.6	6.6	10.6	10.1	7.1	6.3	15.4	7.2	8.9	11.9
MISSING	2.6	2.5	3.5	2.3	1.2	14.8	2.6	2.1	1.8	3.3	2.3	2.3	3.8	1.8	1.8	1.0
TOTAL PERCENT	100 0	100.0	100.0	100.0	100.0	100.0	100.0	100.0	100.0	100.0	100.0	100.0	100.0	100.0	100.0	100.0

N (Weighted)	A:66045	18938	B:25985	53560	5438	C:1652	43108	34892	5331	D:22534	62449	E:69892	15091	F:52281	25880	5088
N (Unwtd)	A:1355	427	B:569	1090	123	C:30	823	739	190	D:489	1293	E:1464	318	F:1105	539	102
Nmiss (Wtd)	A:N/A		B:N/A			C:N/A				D:N/A		E:N/A		F:1734		
Nmiss(Unwtd)	A:N/A		B:N/A			C:N/A				D:N/A		E:N/A		F:36		

Gender was determined from Q92. Educational status was determined from Q95.
Married = "Married for the first time" and "Remarried;" Not Married = "Single, never married;" and Other = "Legally separated," "Divorced" and "Widowed" (Q97).
Prior service = Respondents who served on active duty in any U.S. military component (Q5). No prior service = All others.
Duty-qualified = Respondents who were awarded the MOS for their current duty position (Q28). Not duty-qualified = All others.
Stay in USAR="Stay to retire"/"Stay beyond oblig.;" Leave at End="Leave after oblig.;" Leave Prior="Leave prior to oblig" (Q84).

1989 Survey of USAR TPU Soldiers
Junior Enlisted Stayers Tabulation Volume

Q73 PRESENT PAY GRADE AND RANK

	A1 MALE	A2 FEMALE	B1 MARRI-ED	B2 NOT MARRI-ED	B3 OTHER	C1 <THAN HI SCH	C2 HIGH SCHOOL	C3 <THAN COLL	C4 BACH & UP	D1 PRIOR SRV	D2 NO PRIOR SRV	E1 DUTY QUAL	E2 NOT DUTY QUAL	F1 STAY IN USAR	F2 LEAVE AT END	F3 LEAVE PRIOR
01: E1 PV1	1.1	0.0	0.2	1.2	0.0	6.4	1.1	0.4	0.0	0.5	1.0	0.6	1.9	0.8	0.9	1.0
02: E2 PV2	5.7	6.5	1.5	8.4	1.8	10.0	8.7	2.9	0.9	0.7	7.7	5.9	5.5	4.4	7.2	10.8
03: E3 PFC	20.0	19.4	8.9	26.4	8.1	20.0	19.1	22.1	11.3	4.0	25.6	20.7	16.0	15.5	26.6	31.2
04: E4 SP4/CPL	67.0	63.8	79.6	58.7	77.4	63.1	66.9	65.2	69.7	84.7	59.7	65.6	69.5	70.1	61.2	52.6
05: E5 SGT	4.3	6.7	7.7	3.0	9.9	0.5	3.6	5.6	11.4	8.9	3.4	5.1	3.6	6.4	2.7	2.2
06: E6 SSG	0.3	0.3	0.7	0.0	0.7	0.0	0.1	0.3	1.2	0.0	0.4	0.3	0.3	0.4	0.0	0.0
07: E7 SFC	0.1	0.0	0.2	0.0	0.0	0.0	0.1	0.0	0.3	0.0	0.0	0.1	0.0	0.1	0.0	0.0
08: E7 PSG	0.0	0.0	0.1	0.0	0.0	0.0	0.0	0.0	0.0	0.1	0.0	0.0	0.1	0.0	0.0	0.0
10: E8 1SG	0.1	0.0	0.3	0.0	0.0	0.0	0.0	0.0	1.4	0.0	0.1	0.1	0.0	0.1	0.0	0.0
12: E9 CSM	0.1	0.0	0.2	0.0	0.0	0.0	0.0	0.1	0.0	0.2	0.0	0.1	0.0	0.0	0.2	0.0
17: 01 2LT	0.1	0.6	0.3	0.1	1.5	0.0	0.1	0.3	1.2	0.2	0.2	0.1	0.8	0.4	0.1	0.0
19: 03 CPT	0.0	0.0	0.0	0.0	0.2	0.0	0.0	0.0	0.2	0.0	0.0	0.0	0.0	0.0	0.0	0.0
20: 04 MAJ	0.1	0.0	0.0	0.0	0.4	0.0	0.0	0.0	0.9	0.2	0.0	0.1	0.0	0.1	0.0	0.0
21: 05 LTC	0.1	0.0	0.3	0.0	0.0	0.0	0.0	0.0	1.4	0.3	0.0	0.1	0.0	0.1	0.0	0.0
25: CT5	1.0	2.6	0.2	2.0	0.0	0.0	0.3	3.0	0.0	0.2	1.8	1.2	2.0	1.4	1.1	2.2
26: CT6	0.1	0.0	0.0	0.1	0.0	0.0	0.0	0.1	0.0	0.0	0.1	0.0	0.3	0.1	0.0	0.0
TOTAL PERCENT	100.0	100.0	100.0	100.0	100.0	100.0	100.0	100.0	100.0	100.0	100.0	100.0	100.0	100.0	100.0	100.0

N (Weighted)	A:66045	18938	B:25985	53560	5438	C:1652	43108	34892	5331	D:22534	62449	E:69892	15091	F:52231	25880	5088
N (Unwtd)	A:1355	427	B:569	1090	123	C:30	823	739	190	D:489	1293	E:1464	318	F:1105	539	102
Nmiss (Wtd)	A:N/A		B:N/A			C:N/A				D:N/A		E:N/A		F:1734		
Nmiss(Unwtd)	A:N/A		B:N/A			C:N/A				D:N/A		E:N/A		F:36		

Gender was determined from Q92. Educational status was determined from Q95.
Married = "Married for the first time" and "Remarried;" Not Married = "Single, never married;" and Other = "Legally separated," "Divorced" and "Widowed" (Q97).
Prior service = Respondents who served on active duty in any U.S. military component (Q5). No prior service = All others.
Duty-qualified = Respondents who were awarded the MOS for their current duty position (Q28). Not duty-qualified = All others.
Stay in USAR="Stay to retire"/"Stay beyond oblig.;" Leave at End="Leave after oblig.;" Leave Prior="Leave prior to oblig" (Q84).

1989 Survey of USAR TPU Soldiers
Junior Enlisted Stayers Tabulation Volume

Q74 YEAR RECVD COMMISSION AS AN OFFICER

	A1 MALE	A2 FEMALE	B1 MARRI-ED	B2 NOT MARRI-ED	B3 OTHER	C1 <THAN HI SCH	C2 HIGH SCHOOL	C3 <THAN COLL	C4 BACH & UP	D1 PRIOR SRV	D2 NO PRIOR SRV	E1 DUTY QUAL	E2 NOT DUTY QUAL	F1 STAY IN USAR	F2 LEAVE AT END	F3 LEAVE PRIOR
1968 & EARLIER	0.1	0.0	0.2	0.0	0.0	0.0	0.0	0.0	1.0	0.2	0.0	0.1	0.0	0.1	0.0	0.0
1969-1978	0.1	0.0	0.1	0.0	0.2	0.0	0.0	0.0	1.1	0.2	0.0	0.1	0.0	0.1	0.0	0.0
1984-1986	0.0	0.1	0.0	0.0	0.2	0.0	0.0	0.0	0.2	0.0	0.0	0.0	0.1	0.0	0.0	0.0
1987 & LATER	0.1	0.6	0.3	0.1	1.3	0.0	0.1	0.3	1.1	0.2	0.2	0.1	0.7	0.3	0.1	0.0
ILLOGICAL	0.1	0.5	0.0	0.3	0.4	0.0	0.1	0.2	0.4	0.1	0.2	0.2	0.0	0.1	0.1	1.1
MISSING	1.0	2.1	0.2	1.8	0.0	0.0	0.1	2.8	0.0	0.2	1.6	1.0	2.3	1.4	1.0	1.1
N/A	0.5	0.0	1.1	0.1	0.0	0.0	0.5	0.3	0.0	1.1	0.2	0.2	1.1	0.6	0.0	0.0
VALID SKIP	98.1	96.7	98.1	97.7	97.9	100.0	99.1	96.3	96.3	98.0	97.8	98.2	95.8	97.2	98.8	97.8
TOTAL PERCENT	100.0	100.0	100.0	100.0	100.0	100.0	100.0	100.0	100.0	100.0	100.0	100.0	100.0	100.0	100.0	100.0

N (Weighted)	A:66045	18938	B:25985	53560	5438	C:1652	43108	34892	5331	D:22534	62449	E:69892	15091	F:52281	25880	5088
N (Unwtd)	A:1355	427	B:569	1090	123	C:30	823	739	190	D:489	1293	E:1464	318	F:1105	539	102
Nmiss (Wtd)	A:N/A		B:N/A			C:N/A				D:N/A		E:N/A		F:1734		
Nmiss(Unwtd)	A:N/A		B:N/A			C:N/A				D:N/A		E:N/A		F:36		

Gender was determined from Q92. Educational status was determined from Q95.
Married = "Married for the first time" and "Remarried;" Not Married = "Single, never married;" and Other = "Legally separated," "Divorced" and "Widowed" (Q97).
Prior service = Respondents who served on active duty in any U.S. military component (Q5). No prior service = All others.
Duty-qualified = Respondents who were awarded the MOS for their current duty position (Q28). Not duty-qualified = All others.
Stay in USAR="Stay to retire"/"Stay beyond oblig.;" Leave at End="Leave after oblig.;" Leave Prior="Leave prior to oblig." (Q84).

1989 Survey of USAR TPU Soldiers
Junior Enlisted Stayers Tabulation Volume

Q75A MIL EDUC COMPLETE:OFFICER BASIC

	A1 MALE	A2 FEMALE	B1 MARRI-ED	B2 NOT MARRI-ED	B3 OTHER	C1 <THAN HI SCH	C2 HIGH SCHOOL	C3 <THAN COLL	C4 BACH & UP	D1 PRIOR SRV	D2 NO PRIOR SRV	E1 DUTY QUAL	E2 NOT DUTY QUAL	F1 STAY IN USAR	F2 LEAVE AT END	F3 LEAVE PRIOR
0:NOT ANSWERED	0.0	0.0	0.0	0.0	0.2	0.0	0.0	0.0	0.2	0.0	0.0	0.0	0.0	0.0	0.0	0.0
1:ANSWERED	0.3	0.3	0.4	0.1	1.7	0.0	0.1	0.0	3.6	0.8	0.1	0.2	0.8	0.5	0.1	0.0
MISSING	1.1	2.9	0.4	2.1	0.3	0.0	0.3	3.3	0.0	0.2	2.0	1.3	2.3	1.6	1.1	2.2
N/A	0.6	0.2	0.7	0.4	0.8	3.2	0.3	0.5	0.9	1.3	0.2	0.4	1.2	0.6	0.2	1.0
VALID SKIP	98.1	96.4	98.5	97.4	97.0	96.8	99.3	96.1	95.3	97.7	97.7	98.1	95.7	97.2	98.6	96.8
TOTAL PERCENT	100.0	100.0	100.0	100.0	100.0	100.0	100.0	100.0	100.0	100.0	100.0	100.0	100.0	100.0	100.0	100.0

N (Weighted)	A:66045	18938	B:25985	53560	5438	C:1652	43108	34892	5331	D:22534	62449	E:69892	15091	F:52281	25880	5088
N (Unwtd)	A:1355	427	B:569	1090	123	C:30	823	739	190	D:489	1293	E:1464	318	F:1105	539	102
Nmiss (Wtd)	A:N/A		B:N/A			C:N/A				D:N/A		E:N/A		F:1734		
Nmiss(Unwtd)	A:N/A		B:N/A			C:N/A				D:N/A		E:N/A		F:36		

Gender was determined from Q92. Educational status was determined from Q95.
Married = "Married for the first time" and "Remarried;" Not Married = "Single, never married;" and Other = "Legally separated," "Divorced" and "Widowed" (Q97).
Prior service = Respondents who served on active duty in any U.S. military component (Q5). No prior service = All others.
Duty-qualified = Respondents who were awarded the MOS for their current duty position (Q28). Not duty-qualified = All others.
Stay in USAR="Stay to retire"/"Stay beyond oblig.;" Leave at End="Leave after oblig.;" Leave Prior="Leave prior to oblig" (Q84).

1989 Survey of USAR TPU Soldiers
Junior Enlisted Stayers Tabulation Volume

Q75B MIL EDUC COMPLETE:OFFICER ADVANCED

	A1 MALE	A2 FEMALE	B1 MARRI-ED	B2 NOT MARRI-ED	B3 OTHER	C1 <THAN HI SCH	C2 HIGH SCHOOL	C3 <THAN COLL	C4 BACH & UP	D1 PRIOR SRV	D2 NO PRIOR SRV	E1 DUTY QUAL	E2 NOT DUTY QUAL	F1 STAY IN USAR	F2 LEAVE AT END	F3 LEAVE PRIOR
0:NOT ANSWERED	0.1	0.3	0.2	0.1	1.2	0.0	0.1	0.0	1.7	0.4	0.1	0.1	0.8	0.3	0.1	0.0
1:ANSWERED	0.2	0.0	0.2	0.0	0.6	0.0	0.0	0.0	2.0	0.4	0.0	0.2	0.0	0.2	0.0	0.0
MISSING	1.1	2.9	0.4	2.1	0.3	0.0	0.3	3.3	0.0	0.2	2.0	1.3	2.3	1.6	1.1	2.2
N/A	0.6	0.2	0.7	0.4	0.8	3.2	0.3	0.5	0.9	1.3	0.2	0.4	1.2	0.6	0.2	1.0
VALID SKIP	98.1	96.4	98.5	97.4	97.0	96.8	99.3	96.1	95.3	97.7	97.7	98.1	95.7	97.2	98.6	96.8
TOTAL PERCENT	100.0	100.0	100.0	100.0	100.0	100.0	100.0	100.0	100.0	100.0	100.0	100.0	100.0	100.0	100.0	100.0

N (Weighted)	A:66045	18938	B:25985	53560	5438	C:1652	43108	34892	5331	D:22534	62449	E:69892	15091	F:52381	25880	5088
N (Unwtd)	A:1355	427	B:569	1090	123	C:30	823	739	190	D:489	1293	E:1464	318	F:1105	539	102
Nmiss (Wtd)	A:N/A		B:N/A			C:N/A				D:N/A		E:N/A		F:1734		
Nmiss(Unwtd)	A:N/A		B:N/A			C:N/A				D:N/A		E:N/A		F:36		

Gender was determined from Q92. Educational status was determined from Q95.
Married = "Married for the first time" and "Remarried;" Not Married = "Single, never married;" and Other = "Legally separated," "Divorced" and "Widowed" (Q97).
Prior service = Respondents who served on active duty in any U.S. military component (Q5). No prior service = All others.
Duty-qualified = Respondents who were awarded the MOS for their current duty position (Q28). Not duty-qualified = All others.
Stay in USAR="Stay to retire"/"Stay beyond oblig.;" Leave at End="Leave after oblig.;" Leave Prior="Leave prior to oblig" (Q84).

1989 Survey of USAR TPU Soldiers
Junior Enlisted Stayers Tabulation Volume

Q75C MIL EDUC COMPLETE:COMB ARMS STAFF

	A1 MALE	A2 FEMALE	B1 MARRI-ED	B2 NOT MARRI-ED	B3 OTHER	C1 <THAN HI SCH	C2 HIGH SCHOOL	C3 >THAN COLL	C4 BACH & UP	D1 PRIOR SRV	D2 NO PRIOR SRV	E1 DUTY QUAL	E2 NOT DUTY QUAL	F1 STAY IN USAR	F2 LEAVE AT END	F3 LEAVE PRIOR
0:NOT ANSWERED	0.3	0.4	0.3	0.1	1.4	0.0	0.1	0.0	3.3	0.7	0.1	0.2	0.8	0.4	0.1	0.0
1:ANSWERED	0.0	0.0	0.0	0.0	0.4	0.0	0.0	0.0	0.4	0.1	0.0	0.0	0.0	0.0	0.0	0.0
MISSING	1.1	2.9	0.4	2.1	0.3	0.0	0.3	3.3	0.0	0.2	2.0	1.3	2.3	1.6	1.1	2.2
N/A	0.6	0.2	0.7	0.4	0.8	3.2	0.3	0.5	0.9	1.3	0.2	0.4	1.2	0.6	0.2	1.0
VALID SKIP	98.1	96.4	98.5	97.4	97.0	96.8	99.3	96.1	95.3	97.7	97.7	98.1	95.7	97.2	98.6	96.8
TOTAL PERCENT	100.0	100.0	100.0	100.0	100.0	100.0	100.0	100.0	100.0	100.0	100.0	100.0	100.0	100.0	100.0	100.0

N (Weighted)	A:66045	18938	B:25985	53560	5438	C:1652	43108	34892	5331	D:22534	62449	E:69892	15091	F:52281	25880	5088
N (Unwtd)	A:1355	427	B:569	1090	123	C:30	823	739	190	D:489	1293	E:1464	318	F:1105	539	102
Nmiss (Wtd)	A:N/A		B:N/A			C:N/A				D:N/A		E:N/A		F:1734		
Nmiss(Unwtd)	A:N/A		B:N/A			C:N/A				D:N/A		E:N/A		F:36		

Gender was determined from Q92. Educational status was determined from Q95.
Married = "Married for the first time" and "Remarried;" Not Married = "Single, never married;" and Other = "Legally separated," "Divorced" and "Widowed" (Q97).
Prior service = Respondents who served on active duty in any U.S. military component (Q5). No prior service = All others.
Duty-qualified = Respondents who were awarded the MOS for their current duty position (Q28). Not duty-qualified = All others.
Stay in USAR="Stay to retire"/"Stay beyond oblig.;" Leave at End="Leave after oblig.;" Leave Prior="Leave prior to oblig" (Q84).

1989 Survey of USAR TPU Soldiers
Junior Enlisted Stayers Tabulation Volume

Q75D MIL EDUC COMPLETE:CMD & GEN STAFF

	A1 MALE	A2 FEMALE	B1 MARRI-ED	B2 NOT MARRI-ED	B3 OTHER	C1 <THAN HI SCH	C2 HIGH SCHOOL	C3 <THAN COLL	C4 BACH & UP	D1 PRIOR SRV	D2 NO PRIOR SRV	E1 DUTY QUAL	E2 NOT DUTY QUAL	F1 STAY IN USAR	F2 LEAVE AT END	F3 LEAVE PRIOR
0 NOT ANSWERED	0.1	0.4	0.2	0.1	1.4	0.0	0.1	0.0	1.9	0.4	0.1	0.1	0.8	0.3	0.1	0.0
1 ANSWERED	0.2	0.0	0.2	0.0	0.4	0.0	0.0	0.0	1.9	0.4	0.0	0.1	0.0	0.2	0.0	0.0
MISSING	1.1	2.9	0.4	2.1	0.3	0.0	0.3	3.3	0.0	0.2	2.0	1.3	2.3	1.6	1.1	2.2
N/A	0.6	0.2	0.7	0.4	0.8	3.2	0.3	0.5	0.9	1.3	0.2	0.4	1.2	0.6	0.2	1.0
VALID SKIP	98.1	96.4	98.5	97.4	97.0	96.8	99.3	96.1	95.3	97.7	97.7	98.1	95.7	97.2	98.6	96.8
TOTAL PERCENT	100.0	100.0	100.0	100.0	100.0	100.0	100.0	100.0	100.0	100.0	100.0	100.0	100.0	100.0	100.0	100.0

N (Weighted)	A:66045	18938	B:25985	53560	5438	C:1652	43108	34892	5331	D:22534	62449	E:69892	15091	F:52281	25880	5088
N (Unwtd)	A:1355	427	B:569	1090	123	C:30	823	739	190	D:489	1293	E:1464	318	F:1105	539	102
Nmiss (Wtd)	A:N/A		B:N/A			C:N/A				D:N/A		E:N/A		F:1734		
Nmiss(Unwtd)	A:N/A		B:N/A			C:N/A				D:N/A		E:N/A		F:36		

Gender was determined from Q92. Educational status was determined from Q95.
Married = "Married for the first time" and "Remarried;" Not Married = "Single, never married;" and Other = "Legally separated," "Divorced" and "Widowed" (Q97).
Prior service = Respondents who served on active duty in any U.S. military component (Q5). No prior service = All others.
Duty-qualified = Respondents who were awarded the MOS for their current duty position (Q28). Not duty-qualified = All others.
Stay in USAR="Stay to retire"/"Stay beyond oblig.;" Leave at End="Leave after oblig.;" Leave Prior="Leave prior to oblig" (Q84).

1989 Survey of USAR TPU Soldiers
Junior Enlisted Stayers Tabulation Volume

Q76 HOW COMPLETE OFFICER ADV COURSE TRNG

	A1 MALE	A2 FEMALE	B1 MARRI-ED	B2 NOT MARRI-ED	B3 OTHER	C1 <THAN HI SCH	C2 HIGH SCHOOL	C3 <THAN COLL	C4 BACH & UP	D1 PRIOR SRV	D2 NO PRIOR SRV	E1 DUTY QUAL	E2 NOT DUTY QUAL	F1 STAY IN USAR	F2 LEAVE AT END	F3 LEAVE PRIOR
1:CORRESP COURSE	0.0	0.3	0.1	0.1	0.3	0.0	0.0	0.3	0.0	0.0	0.1	0.0	0.4	0.1	0.1	0.0
2:USAR SCHOOL	0.0	0.1	0.0	0.0	0.3	0.0	0.0	0.0	0.8	0.1	0.0	0.0	0.1	0.1	0.0	0.0
3:BOTH OF ABOVE	0.1	0.3	0.3	0.0	1.0	0.0	0.0	0.0	2.5	0.6	0.0	0.1	0.4	0.3	0.0	0.0
4:IN-RES COURSE	0.1	0.3	0.0	0.2	0.0	0.0	0.2	0.0	0.0	0.0	0.2	0.1	0.3	0.1	0.0	1.1
MISSING	1.1	2.3	0.4	1.9	0.4	0.0	0.1	3.1	0.4	0.3	1.7	1.2	1.9	1.5	1.1	1.1
N/A	0.7	0.8	0.8	0.7	0.8	3.2	0.7	0.6	0.9	1.2	0.6	0.6	1.5	0.8	0.6	1.0
VALID SKIP	97.9	95.9	98.4	97.1	97.0	96.8	98.9	96.0	95.3	97.8	97.3	97.9	95.5	97.1	98.3	96.8
TOTAL PERCENT	100.0	100.0	100.0	100.0	100.0	100.0	100.0	100.0	100.0	100.0	100.0	100.0	100.0	100.0	100.0	100.0

N (Weighted)	A:66045	18938	B:25985	53560	5438	C:1652	43108	34892	5331	D:22534	62449	E:69892	15091	F:52281	25880	5088
N (Unwtd)	A:1355	427	B:569	1090	123	C:30	823	739	190	D:489	1293	E:1464	318	F:1105	539	102
Nmiss (Wtd)	A:N/A		B:N/A			C:N/A				D:N/A		E:N/A		F:1734		
Nmiss(Unwtd)	A:N/A		B:N/A			C:N/A				D:N/A		E:N/A		F:36		

Gender was determined from Q92. Educational status was determined from Q95.
Married = "Married for the first time" and "Remarried;" Not Married = "Single, never married;" and Other = "Legally separated," "Divorced" and "Widowed" (Q97).
Prior service = Respondents who served on active duty in any U.S. military component (Q5). No prior service = All others.
Duty-qualified = Respondents who were awarded the MOS for their current duty position (Q28). Not duty-qualified = All others.
Stay in USAR="Stay to retire"/"Stay beyond oblig.;" Leave at End="Leave after oblig.;" Leave Prior="Leave prior to oblig" (Q84).

1989 Survey of USAR TPU Soldiers
Junior Enlisted Stayers Tabulation Volume

Q77 YEARS SERVED IN CURRENT PAY GRADE

	A1 MALE	A2 FEMALE	B1 MARRI-ED	B2 NOT MARRI-ED	B3 OTHER	C1 <THAN HI SCH	C2 HIGH SCHOOL	C3 <THAN COLL	C4 BACH & UP	D1 PRIOR SRV	D2 NO PRIOR SRV	E1 DUTY QUAL	E2 NOT DUTY QUAL	F1 STAY IN USAR	F2 LEAVE AT END	F3 LEAVE PRIOR
1: < 1 YEAR	37.3	41.9	24.6	46.4	24.8	24.5	37.3	41.9	27.7	13.9	47.2	40.5	28.5	35.0	45.3	46.5
2: 12-17 MONTHS	17.9	21.7	17.6	20.2	9.9	12.7	16.7	21.5	19.1	8.6	22.4	19.0	17.6	18.6	20.0	17.6
3: 18-35 MONTHS	16.0	13.9	15.2	15.8	14.8	16.3	14.0	17.2	16.7	16.4	15.2	15.0	17.8	15.1	17.1	14.7
4: 3 - 5 YEARS	15.2	13.4	20.8	11.0	23.2	21.0	15.8	12.3	21.1	30.9	9.0	14.7	15.5	16.6	12.4	9.7
5: > 5 YRS	10.7	6.7	17.6	4.6	24.2	10.7	12.7	6.2	10.3	27.4	3.5	8.2	17.3	12.8	4.4	9.6
MISSING	2.9	2.3	4.1	2.1	3.2	14.8	3.5	0.9	5.0	2.9	2.7	2.7	3.3	1.9	0.8	2.0
TOTAL PERCENT	100.0	100.0	100.0	100.0	100.0	100.0	100.0	100.0	100.0	100.0	100.0	100.0	100.0	100.0	100.0	100.0

N (Weighted)	A:66045	18938	B:25985	53560	5438	C:1652	43108	34892	5331	D:22534	62449	E:69892	15091	F:52281	25880	5088
N (Unwtd)	A:1355	427	B:569	1090	123	C:30	823	739	190	D:489	1293	E:1464	318	F:1105	539	102
Nmiss (Wtd)	A:N/A		B:N/A			C:N/A				D:N/A		E:N/A		F:1734		
Nmiss(Unwtd)	A:N/A		B:N/A			C:N/A				D:N/A		E:N/A		F:36		

Gender was determined from Q92. Educational status was determined from Q95.
Married = "Married for the first time" and "Remarried;" Not Married = "Single, never married;" and Other = "Legally separated," "Divorced" and "Widowed" (Q97).
Prior service = Respondents who served on active duty in any U.S. military component (Q5). No prior service = All others.
Duty-qualified = Respondents who were awarded the MOS for their current duty position (Q28). Not duty-qualified = All others.
Stay in USAR="Stay to retire"/"Stay beyond oblig.;" Leave at End="Leave after oblig.;" Leave Prior="Leave prior to oblig" (Q84).

1989 Survey of USAR TPU Soldiers
Junior Enlisted Stayers Tabulation Volume

Q78 WHEN EXPECT TO BE PROMOTED

	A1 MALE	A2 FEMALE	B1 MARRI-ED	B2 NOT MARRI-ED	B3 OTHER	C1 <THAN HI SCH	C2 HIGH SCHOOL	C3 <THAN COLL	C4 BACH & UP	D1 PRIOR SRV	D2 NO PRIOR SRV	E1 DUTY QUAL	E2 NOT DUTY QUAL	F1 STAY IN USAR	F2 LEAVE AT END	F3 LEAVE PRIOR
1: < 1 YEAR	47.2	39.9	40.4	49.0	37.1	48.0	45.0	47.1	39.3	39.7	47.7	46.5	41.2	49.3	41.5	34.9
2: 12-17 MONTHS	21.0	27.0	20.4	23.0	24.5	20.2	20.8	24.3	22.9	21.0	22.8	22.6	21.0	23.4	21.5	23.0
3: 18-35 MONTHS	10.4	9.8	9.7	10.0	15.9	7.9	9.0	11.7	12.3	10.8	10.1	9.7	13.2	10.8	9.8	10.5
4: 3-5 YEARS	5.2	6.4	6.9	5.0	3.0	0.5	5.9	5.5	3.0	4.5	5.8	5.6	4.6	5.5	5.6	4.6
5: > 5 YRS	1.9	2.9	3.1	1.5	4.5	0.0	2.1	2.4	1.4	2.8	1.9	2.2	1.9	2.3	2.3	1.0
6: DOESN'T APPLY	10.7	10.5	15.1	8.4	12.8	9.8	12.6	7.9	13.7	17.3	8.3	9.9	14.2	6.3	17.8	21.9
MISSING	3.4	3.1	4.3	3.0	2.2	13.5	4.5	0.9	7.3	3.9	3.2	3.3	3.9	2.2	1.7	4.1
MULTIPLE RESP	0.1	0.3	0.2	0.1	0.0	0.0	0.1	0.2	0.0	0.0	0.2	0.1	0.0	0.2	0.0	0.0
TOTAL PERCENT	100.0	100.0	100.0	100.0	100.0	100.0	100.0	100.0	100.0	100.0	100.0	100.0	100.0	100.0	100.0	100.0

N (Weighted)	A:66045	18938	B:25985	53560	5438	C:1652	43108	34892	5331	D:22534	62449	E:69892	15091	F:52281	25880	5088
N (Unwtd)	A:1355	427	B:569	1090	123	C:30	823	739	190	D:489	1293	E:1464	318	F:1105	539	102
Nmiss (Wtd)	A:N/A		B:N/A			C:N/A				D:N/A		E:N/A		F:1734		
Nmiss(Unwtd)	A:N/A		B:N/A			C:N/A				D:N/A		E:N/A		F:36		

Gender was determined from Q92. Educational status was determined from Q95.
Married = "Married for the first time" and "Remarried;" Not Married = "Single, never married;" and Other = "Legally separated," "Divorced" and "Widowed" (Q97).
Prior service = Respondents who served on active duty in any U.S. military component (Q5). No prior service = All others.
Duty-qualified = Respondents who were awarded the MOS for their current duty position (Q28). Not duty-qualified = All others.
Stay in USAR="Stay to retire"/"Stay beyond oblig.;" Leave at End="Leave after oblig.;" Leave Prior="Leave prior to oblig" (Q84).

1989 Survey of USAR TPU Soldiers
Junior Enlisted Stayers Tabulation Volume

Q79 1988 TOTAL ARMY RESERVE INCOME

	A1 MALE	A2 FEMALE	B1 MARRI-ED	B2 NOT MARRI-ED	B3 OTHER	C1 <THAN HI SCH	C2 HIGH SCHOOL	C3 <THAN COLL	C4 BACH & UP	D1 PRIOR SRV	D2 NO PRIOR SRV	E1 DUTY QUAL	E2 NOT DUTY QUAL	F1 STAY IN USAR	F2 LEAVE AT END	F3 LEAVE PRIOR
01: $0-1,000	5.1	5.2	2.8	6.2	5.5	6.6	6.0	4.5	1.9	3.2	5.9	4.7	7.1	4.7	5.8	7.1
02: $1,001-2,000	40.8	36.6	38.9	41.0	33.4	55.8	39.9	40.0	33.3	35.4	41.4	38.6	45.5	35.5	49.1	45.8
03: $2,001-3,000	38.4	39.2	43.6	35.6	43.9	20.6	37.9	39.3	44.5	45.6	36.0	39.2	35.5	43.6	31.8	30.2
04: $3,001-4,000	8.2	10.3	8.5	9.1	6.2	3.6	7.5	10.5	8.0	7.8	9.0	9.8	3.7	8.6	8.3	12.9
05: $4,001-5,000	2.9	3.9	1.2	3.7	5.9	0.0	3.1	2.6	7.2	2.6	3.3	3.2	2.7	3.6	2.4	1.0
06: $5,001-6,000	1.0	2.5	1.2	1.4	1.5	3.2	1.7	0.9	0.6	1.8	1.2	1.3	1.3	1.7	0.6	1.0
07: $6,001-7,000	0.5	0.3	0.3	0.3	2.4	0.0	0.5	0.3	0.9	0.4	0.4	0.4	0.7	0.5	0.4	0.0
08: $7,001-8,000	0.2	0.1	0.2	0.2	0.0	0.0	0.3	0.0	0.3	0.4	0.1	0.2	0.0	0.2	0.2	0.0
09: $8,001-9,000	0.0	0.3	0.0	0.1	0.0	0.0	0.0	0.1	0.0	0.0	0.1	0.1	0.0	0.1	0.0	0.0
10:$9,001-10,000	0.5	0.0	0.7	0.3	0.0	0.0	0.5	0.2	1.0	0.8	0.3	0.3	0.7	0.3	0.6	0.0
11: OVER $10,000	0.2	0.5	0.0	0.4	0.0	0.0	0.1	0.4	0.0	0.2	0.2	0.1	0.7	0.4	0.0	0.0
MISSING	2.3	1.1	2.7	1.8	1.2	10.3	2.4	1.1	2.1	1.8	2.1	2.0	2.2	0.7	0.8	2.0
TOTAL PERCENT	100.0	100.0	100.0	100.0	100.0	100.0	100.0	100.0	100.0	100.0	100.0	100.0	100.0	100.0	100.0	100.0

N (Weighted)	A:66045	18938	B:25985	53560	5438	C:1652	43108	34892	5331	D:22534	62449	E:69892	15091	F:52281	25880	5088
N (Unwtd)	A:1355	427	B:569	1090	123	C:30	823	739	190	D:489	1293	E:1464	318	F:1105	539	102
Nmiss (Wtd)	A:N/A		B:N/A			C:N/A				D:N/A		E:N/A		F:1734		
Nmiss(Unwtd)	A:N/A		B:N/A			C:N/A				D:N/A		E:N/A		F:36		

Gender was determined from Q92. Educational status was determined from Q95.
Married = "Married for the first time" and "Remarried;" Not Married = "Single, never married;" and Other = "Legally separated," "Divorced" and "Widowed" (Q97).
Prior service = Respondents who served on active duty in any U.S. military component (Q5). No prior service = All others.
Duty-qualified = Respondents who were awarded the MOS for their current duty position (Q28). Not duty-qualified = All others.
Stay in USAR="Stay to retire"/"Stay beyond oblig.;" Leave at End="Leave after oblig.;" Leave Prior="Leave prior to oblig" (Q84).

1989 Survey of USAR TPU Soldiers
Junior Enlisted Stayers Tabulation Volume

Q80 PRIMARY USE OF ARMY RESERVE PAY

	A1 MALE	A2 FEMALE	B1 MARRI-ED	B2 NOT MARRI-ED	B3 OTHER	C1 <THAN HI SCH	C2 HIGH SCHOOL	C3 <THAN COLL	C4 BACH & UP	D1 PRIOR SRV	D2 NO PRIOR SRV	E1 DUTY QUAL	E2 NOT DUTY QUAL	F1 STAY IN USAR	F2 LEAVE AT END	F3 LEAVE PRIOR
1:PRIM ESSENTIAL	24.2	24.0	27.0	23.4	18.7	17.3	28.1	21.1	14.9	29.3	22.3	23.9	25.5	24.7	24.9	19.9
2:PRIM EDUCATION	13.6	17.8	3.6	20.8	5.3	6.9	7.6	23.8	12.9	8.0	16.9	15.1	12.0	13.9	16.8	11.6
3:SUPP ESSENTIAL	31.1	31.1	39.8	26.0	39.8	43.0	31.0	29.4	39.3	37.1	28.9	31.5	29.0	33.3	30.0	23.8
4:NON-ESSENTIALS	13.3	10.0	11.8	13.1	10.8	19.3	11.6	13.2	13.4	10.2	13.4	13.1	10.0	10.9	13.3	28.1
5:SAVINGS	9.7	9.8	9.2	9.4	15.5	3.2	11.2	7.3	15.1	7.8	10.4	9.3	11.8	10.0	9.7	8.7
6:OTHER	5.3	4.9	5.3	4.8	9.5	0.0	7.0	3.9	1.6	5.9	5.0	4.6	8.1	5.6	4.4	5.9
MISSING	2.1	1.9	3.0	1.8	0.0	10.3	2.8	0.6	2.3	1.3	2.3	1.9	2.5	0.9	0.1	1.0
MULTIPLE RESP	0.7	0.5	0.3	0.9	0.4	0.0	0.6	0.8	0.3	0.4	0.8	0.6	1.0	0.6	0.7	1.0
TOTAL PERCENT	100.0	100.0	100.0	100.0	100.0	100.0	100.0	100.0	100.0	100.0	100.0	100.0	100.0	100.0	100.0	100.0

N (Weighted)	A:66045	18938	B:25985	53560	5438	C:1652	43108	34892	5331	D:22534	62449	E:69892	15091	F:52281	25880	5088
N (Unwtd)	A:1355	427	B:569	1090	123	C:30	823	739	190	D:489	1293	E:1464	318	F:1105	539	102
Nmiss (Wtd)	A:N/A		B:N/A			C:N/A				D:N/A		E:N/A		F:1734		
Nmiss(Unwtd)	A:N/A		B:N/A			C:N/A				D:N/A		E:N/A		F:36		

Gender was determined from Q92. Educational status was determined from Q95.
Married = "Married for the first time" and "Remarried;" Not Married = "Single, never married;" and Other = "Legally separated," "Divorced" and "Widowed" (Q97).
Prior service = Respondents who served on active duty in any U.S. military component (Q5). No prior service = All others.
Duty-qualified = Respondents who were awarded the MOS for their current duty position (Q28). Not duty-qualified = All others.
Stay in USAR="Stay to retire"/"Stay beyond oblig.;" Leave at End="Leave after oblig.;" Leave Prior="Leave prior to oblig" (Q84).

1989 Survey of USAR TPU Soldiers
Junior Enlisted Stayers Tabulation Volume

Q81 COMPARE AR PAY W/CIV PART-TIME JOBS

	A1 MALE	A2 FEMALE	B1 MARRI-ED	B2 NOT MARRI-ED	B3 OTHER	C1 <THAN HI SCH	C2 HIGH SCHOOL	C3 <THAN COLL	C4 BACH & UP	D1 PRIOR SRV	D2 NO PRIOR SRV	E1 DUTY QUAL	E2 NOT DUTY QUAL	F1 STAY IN USAR	F2 LEAVE AT END	F3 LEAVE PRIOR
1:MUCH HIGHER	9.2	14.1	13.5	8.7	11.3	0.5	11.6	9.1	11.3	12.5	9.5	9.6	13.6	11.5	8.5	10.3
2:SOMEWHAT HGHER	22.4	29.0	23.3	23.6	30.5	32.2	22.8	24.9	23.5	23.1	24.2	24.2	22.4	25.8	21.4	22.3
3:ABOUT THE SAME	28.3	28.4	29.0	27.8	29.7	19.5	27.9	28.5	33.1	26.5	29.0	28.5	27.6	28.2	30.2	26.3
4:SOMEWHAT LOWER	21.7	15.3	17.4	22.3	14.8	18.4	18.1	23.4	18.5	21.3	20.0	20.5	19.6	20.5	21.4	16.5
5:MUCH LOWER	14.8	10.3	13.0	14.2	13.4	17.7	15.2	12.3	10.8	13.6	13.9	14.0	12.9	11.9	16.2	24.2
MISSING	3.5	2.9	4.0	3.4	0.3	11.6	4.4	1.9	2.9	3.0	3.5	3.3	4.0	2.0	2.4	0.5
TOTAL PERCENT	100.0	100.0	100.0	100.0	100.0	100.0	100.0	100.0	100.0	100.0	100.0	100.0	100.0	100.0	100.0	100.0

N (Weighted)	A:66045	18938	B:25985	53560	5438	C:1652	43108	34892	5331	D:22534	62449	E:69892	15091	F:52281	25880	5088
N (Unwtd)	A:1355	427	B:569	1090	123	C:30	823	739	190	D:489	1293	E:1464	318	F:1105	539	102
Nmiss (Wtd)	A:N/A		B:N/A			C:N/A				D:N/A		E:N/A		F:1734		
Nmiss(Unwtd)	A:N/A		B:N/A			C:N/A				D:N/A		E:N/A		F:36		

Gender was determined from Q92. Educational status was determined from Q95.
Married = "Married for the first time" and "Remarried;" Not Married = "Single, never married;" and Other = "Legally separated," "Divorced" and "Widowed" (Q97).
Prior service = Respondents who served on active duty in any U.S. military component (Q5). No prior service = All others.
Duty-qualified = Respondents who were awarded the MOS for their current duty position (Q28). Not duty-qualified = All others.
Stay in USAR="Stay to retire"/"Stay beyond oblig.;" Leave at End="Leave after oblig.;" Leave Prior="Leave prior to oblig" (Q84).

1989 Survey of USAR TPU Soldiers
Junior Enlisted Stayers Tabulation Volume

Q82A WKND DRILL TRAVEL:DRIVE MYSELF

	A1 MALE	A2 FEMALE	B1 MARRI-ED	B2 NOT MARRI-ED	B3 OTHER	C1 <THAN HI SCH	C2 HIGH SCHOOL	C3 <THAN COLL	C4 BACH & UP	D1 PRIOR SRV	D2 NO PRIOR SRV	E1 DUTY QUAL	E2 NOT DUTY QUAL	F1 STAY IN USAR	F2 LEAVE AT END	F3 LEAVE PRIOR
0:NOT ANSWERED	12.8	20.6	10.0	16.7	14.8	26.4	15.2	14.0	8.1	14.1	14.6	14.4	15.1	14.8	13.6	17.9
1:ANSWERED	84.2	77.7	86.7	80.7	83.6	61.9	80.9	85.1	88.8	82.9	82.7	83.2	80.4	83.9	84.7	79.6
MISSING	3.1	1.7	3.3	2.6	1.6	11.6	3.9	0.9	3.1	3.0	2.7	2.4	4.5	1.3	1.7	2.6
TOTAL PERCENT	100.0	100.0	100.0	100.0	100.0	100.0	100.0	100.0	100.0	100.0	100.0	100.0	100.0	100.0	100.0	100.0

N (Weighted)	A:66045	18938	B:25985	53560	5438	C:1652	43108	34892	5331	D:22534	62449	E:69892	15091	F:52281	25880	5088
N (Unwtd)	A:1355	427	B:569	1090	123	C:30	823	739	190	D:489	1293	E:1464	318	F:1105	539	102
Nmiss (Wtd)	A:N/A		B:N/A			C:N/A				D:N/A		E:N/A		F:1734		
Nmiss(Unwtd)	A:N/A		B:N/A			C:N/A				D:N/A		E:N/A		F:36		

Gender was determined from Q92. Educational status was determined from Q95.
Married = "Married for the first time" and "Remarried;" Not Married = "Single, never married;" and Other = "Legally separated," "Divorced" and "Widowed" (Q97).
Prior service = Respondents who served on active duty in any U.S. military component (Q5). No prior service = All others.
Duty-qualified = Respondents who were awarded the MOS for their current duty position (Q28). Not duty-qualified = All others.
Stay in USAR="Stay to retire"/"Stay beyond oblig.;" Leave at End="Leave after oblig.;" Leave Prior="Leave prior to oblig" (Q84).

1989 Survey of USAR TPU Soldiers
Junior Enlisted Stayers Tabulation Volume

Q82B WKND DRILL TRAVEL:DRIVEN BY SPOUSE

	A1 MALE	A2 FEMALE	B1 MARRI-ED	B2 NOT MARRI-ED	B3 OTHER	C1 <THAN HI SCH	C2 HIGH SCHOOL	C3 <THAN COLL	C4 BACH & UP	D1 PRIOR SRV	D2 NO PRIOR SRV	E1 DUTY QUAL	E2 NOT DUTY QUAL	F1 STAY IN USAR	F2 LEAVE AT END	F3 LEAVE PRIOR
O:NOT ANSWERED	93.7	92.3	87.1	96.2	96.5	85.2	92.5	95.1	91.8	91.8	94.0	94.1	90.2	94.1	95.7	94.4
1:ANSWERED	3.2	6.0	9.6	1.2	1.9	3.2	3.6	4.0	5.0	5.2	3.3	3.5	5.3	4.7	2.6	3.1
MISSING	3.1	1.7	3.3	2.6	1.6	11.6	3.9	0.9	3.1	3.0	2.7	2.4	4.5	1.3	1.7	2.6
TOTAL PERCENT	100.0	100.0	100.0	100.0	100.0	100.0	100.0	100.0	100.0	100.0	100.0	100.0	100.0	100.0	100.0	100.0

N (Weighted)	A:66045	18938	B:25985	53560	5438	C:1652	43108	34892	5331	D:22534	62449	E:69892	15091	F:52281	25880	5088
N (Unwtd)	A:1355	427	B:569	1090	123	C:30	823	739	190	D:489	1293	E:1464	318	F:1105	539	102
Nmiss (Wtd)	A:N/A		B:N/A			C:N/A				D:N/A		E:N/A		F:1734		
Nmiss(Unwtd)	A:N/A		B:N/A			C:N/A				D:N/A		E:N/A		F:36		

Gender was determined from Q92. Educational status was determined from Q95.
Married = "Married for the first time" and "Remarried;" Not Married = "Single, never married;" and Other = "Legally separated," "Divorced" and "Widowed" (Q97).
Prior service = Respondents who served on active duty in any U.S. military component (Q5). No prior service = All others.
Duty-qualified = Respondents who were awarded the MOS for their current duty position (Q28). Not duty-qualified = All others.
Stay in USAR="Stay to retire"/"Stay beyond oblig.;" Leave at End="Leave after oblig.;" Leave Prior="Leave prior to oblig" (Q84).

1989 Survey of USAR TPU Soldiers
Junior Enlisted Stayers Tabulation Volume

Q82C WKND DRILL TRAVEL:DRIV BY OTHER FAM

	A1 MALE	A2 FEMALE	B1 MARRI-ED	B2 NOT MARRI-ED	B3 OTHER	C1 <THAN HI SCH	C2 HIGH SCHOOL	C3 <THAN COLL	C4 BACH & UP	D1 PRIOR SRV	D2 NO PRIOR SRV	E1 DUTY QUAL	E2 NOT DUTY QUAL	F1 STAY IN USAR	F2 LEAVE AT END	F3 LEAVE PRIOR
0:NOT ANSWERED	90.9	90.0	95.0	88.6	90.8	85.2	87.9	93.7	95.6	93.4	89.7	91.1	88.7	93.1	90.4	87.3
1:ANSWERED	6.0	8.3	1.7	8.8	7.6	3.2	8.2	5.4	1.3	3.6	7.6	6.5	6.9	5.7	7.8	10.1
MISSING	3.1	1.7	3.3	2.6	1.6	11.6	3.9	0.9	3.1	3.0	2.7	2.4	4.5	1.3	1.7	2.6
TOTAL PERCENT	100.0	100.0	100.0	100.0	100.0	100.0	100.0	100.0	100.0	100.0	100.0	100.0	100.0	100.0	100.0	100.0

N (Weighted)	A:66045	18938	B:25985	53560	5438	C:1652	43108	34892	5331	D:22534	62449	E:69892	15091	F:52281	25880	5088
N (Unwtd)	A:1355	427	B:569	1090	123	C:30	823	739	190	D:489	1293	E:1464	318	F:1105	539	102
Nmiss (Wtd)	A:N/A		B:N/A			C:N/A				D:N/A		E:N/A		F:1734		
Nmiss(Unwtd)	A:N/A		B:N/A			C:N/A				D:N/A		E:N/A		F:36		

Gender was determined from Q92. Educational status was determined from Q95.
Married = "Married for the first time" and "Remarried;" Not Married = "Single, never married;" and Other = "Legally separated," "Divorced" and "Widowed" (Q97).
Prior service = Respondents who served on active duty in any U.S. military component (Q5). No prior service = All others.
Duty-qualified = Respondents who were awarded the MOS for their current duty position (Q28). Not duty-qualified = All others.
Stay in USAR="Stay to retire"/"Stay beyond oblig.;" Leave at End="Leave after oblig.;" Leave Prior="Leave prior to oblig" (Q84).

1989 Survey of USAR TPU Soldiers
Junior Enlisted Stayers Tabulation Volume

Q82D WKND DRILL TRAVEL:DRIV BY UNIT MEMB

	A1 MALE	A2 FEMALE	B1 MARRI-ED	B2 NOT MARRI-ED	B3 OTHER	C1 <THAN HI SCH	C2 HIGH SCHOOL	C3 <THAN COLL	C4 BACH & UP	D1 PRIOR SRV	D2 NO PRIOR SRV	E1 DUTY QUAL	E2 NOT DUTY QUAL	F1 STAY IN USAR	F2 LEAVE AT END	F3 LEAVE PRIOR
0:NOT ANSWERED	84.2	80.8	87.3	81.0	88.2	67.5	82.8	83.9	90.0	85.0	82.8	84.4	78.9	85.4	83.4	80.9
1:ANSWERED	12.8	17.5	9.4	16.4	10.2	20.9	13.3	15.3	6.9	12.0	14.5	13.2	16.7	13.3	14.9	16.5
MISSING	3.1	1.7	3.3	2.6	1.6	11.6	3.9	0.9	3.1	3.0	2.7	2.4	4.5	1.3	1.7	2.6
TOTAL PERCENT	100.0	100.0	100.0	100.0	100.0	100.0	100.0	100.0	100.0	100.0	100.0	100.0	100.0	100.0	100.0	100.0

N (Weighted)	A:66045	18938	B:25985	53560	5438	C:1652	43108	34892	5331	D:22534	62449	E:69892	15091	F:52281	25880	5088
N (Unwtd)	A:1355	427	B:569	1090	123	C:30	823	739	190	D:489	1293	E:1464	318	F:1105	539	102
Nmiss (Wtd)	A:N/A		B:N/A			C:N/A				D:N/A		E:N/A		F:1734		
Nmiss(Unwtd)	A:N/A		B:N/A			C:N/A				D:N/A		E:N/A		F:36		

Gender was determined from Q92. Educational status was determined from Q95.
Married = "Married for the first time" and "Remarried;" Not Married = "Single, never married;" and Other = "Legally separated," "Divorced" and "Widowed" (Q97).
Prior service = Respondents who served on active duty in any U.S. military component (Q5). No prior service = All others.
Duty-qualified = Respondents who were awarded the MOS for their current duty position (Q28). Not duty-qualified = All others.
Stay in USAR="Stay to retire"/"Stay beyond oblig.;" Leave at End="Leave after oblig.;" Leave Prior="Leave prior to oblig" (Q84).

1989 Survey of USAR TPU Soldiers
Junior Enlisted Stayers Tabulation Volume

Q82E WKND DRILL TRAVEL:PUBLIC TRANSPORTN

	A1 MALE	A2 FEMALE	B1 MARRI-ED	B2 NOT MARRI-ED	B3 OTHER	C1 <THAN HI SCH	C2 HIGH SCHOOL	C3 <THAN COLL	C4 BACH & UP	D1 PRIOR SRV	D2 NO PRIOR SRV	E1 DUTY QUAL	E2 NOT DUTY QUAL	F1 STAY IN USAR	F2 LEAVE AT END	F3 LEAVE PRIOR
0:NOT ANSWERED	93.6	93.6	94.7	93.1	92.3	85.4	92.5	95.2	93.7	91.8	94.2	93.9	92.1	95.0	95.4	92.6
1:ANSWERED	3.4	4.7	2.0	4.2	6.1	3.0	3.6	3.9	3.1	5.2	3.1	3.7	3.5	3.8	2.9	4.9
MISSING	3.1	1.7	3.3	2.6	1.6	11.6	3.9	0.9	3.1	3.0	2.7	2.4	4.5	1.3	1.7	2.6
TOTAL PERCENT	100.0	100.0	100.0	100.0	100.0	100.0	100.0	100.0	100.0	100.0	100.0	100.0	100.0	100.0	100.0	100.0

N (Weighted)	A:66045	18938	B:25985	53560	5438	C:1652	43108	34892	5331	D:22534	62449	E:69892	15091	F:52281	25880	5088
N (Unwtd)	A:1355	427	B:569	1090	123	C:30	823	739	190	D:489	1293	E:1464	318	F:1105	539	102
Nmiss (Wtd)	A:N/A		B:N/A			C:N/A				D:N/A		E:N/A		F:1734		
Nmiss(Unwtd)	A:N/A		B:N/A			C:N/A				D:N/A		E:N/A		F:36		

Gender was determined from Q92. Educational status was determined from Q95.
Married = "Married for the first time" and "Remarried;" Not Married = "Single, never married;" and Other = "Legally separated," "Divorced" and "Widowed" (Q97).
Prior service = Respondents who served on active duty in any U.S. military component (Q5). No prior service = All others.
Duty-qualified = Respondents who were awarded the MOS for their current duty position (Q28). Not duty-qualified = All others.
Stay in USAR="Stay to retire"/"Stay beyond oblig.;" Leave at End="Leave after oblig.;" Leave Prior="Leave prior to oblig" (Q84).

1989 Survey of USAR TPU Soldiers
Junior Enlisted Stayers Tabulation Volume

Q82F WKND DRILL TRAVEL:AIR TRANSPORTATN

	A1 MALE	A2 FEMALE	B1 MARRI-ED	B2 NOT MARRI-ED	B3 OTHER	C1 <THAN HI SCH	C2 HIGH SCHOOL	C3 <THAN COLL	C4 BACH & UP	D1 PRIOR SRV	D2 NO PRIOR SRV	E1 DUTY QUAL	E2 NOT DUTY QUAL	F1 STAY IN USAR	F2 LEAVE AT END	F3 LEAVE PRIOR
0:NOT ANSWERED	96.6	98.0	96.3	97.1	98.4	87.8	95.8	99.0	95.3	96.7	97.0	97.2	95.5	98.3	98.3	97.4
1:ANSWERED	0.3	0.3	0.4	0.2	0.0	0.5	0.2	0.2	1.5	0.3	0.3	0.4	0.0	0.5	0.0	0.0
MISSING	3.1	1.7	3.3	2.6	1.6	11.6	3.9	0.9	3.1	3.0	2.7	2.4	4.5	1.3	1.7	2.6
TOTAL PERCENT	100.0	100.0	100.0	100.0	100.0	100.0	100.0	100.0	100.0	100.0	100.0	100.0	100.0	100.0	100.0	100.0

N (Weighted)	A:66045	18938	B:25985	53560	5438	C:1652	43108	34892	5331	D:22534	62449	E:69892	15091	F:52281	25880	5088
N (Unwtd)	A:1355	427	B:569	1090	123	C:30	823	739	190	D:489	1293	E:1464	318	F:1105	539	102
Nmiss (Wtd)	A:N/A		B:N/A			C:N/A				D:N/A		E:N/A		F:1734		
Nmiss(Unwtd)	A:N/A		B:N/A			C:N/A				D:N/A		E:N/A		F:56		

Gender was determined from Q92. Educational status was determined from Q95.
Married = "Married for the first time" and "Remarried;" Not Married = "Single, never married;" and Other = "Legally separated," "Divorced" and "Widowed" (Q97).
Prior service = Respondents who served on active duty in any U.S. military component (Q5). No prior service = All others.
Duty-qualified = Respondents who were awarded the MOS for their current duty position (Q28). Not duty-qualified = All others.
Stay in USAR="Stay to retire"/"Stay beyond oblig.;" Leave at End="Leave after oblig.;" Leave Prior="Leave prior to oblig" (Q84).

1989 Survey of USAR TPU Soldiers
Junior Enlisted Stayers Tabulation Volume

Q82G WKND DRILL TRAVEL:TAXI

	A1 MALE	A2 FEMALE	B1 MARRI-ED	B2 NOT MARRI-ED	B3 OTHER	C1 <THAN HI SCH	C2 HIGH SCHOOL	C3 <THAN COLL	C4 BACH & UP	D1 PRIOR SRV	D2 NO PRIOR SRV	E1 DUTY QUAL	E2 NOT DUTY QUAL	F1 STAY IN USAR	F2 LEAVE AT END	F3 LEAVE PRIOR
0:NOT ANSWERED	96.5	97.6	96.3	96.9	96.8	88.4	95.8	98.4	95.8	96.4	96.8	97.2	94.4	98.2	97.8	97.1
1:ANSWERED	0.5	0.7	0.4	0.5	1.6	0.0	0.3	0.8	1.1	0.6	0.5	0.4	1.2	0.6	0.5	0.3
MISSING	3.1	1.7	3.3	2.6	1.6	11.6	3.9	0.9	3.1	3.0	2.7	2.4	4.5	1.3	1.7	2.6
TOTAL PERCENT	100.0	100.0	100.0	100.0	100.0	100.0	100.0	100.0	100.0	100.0	100.0	100.0	100.0	100.0	100.0	100.0

N (Weighted)	A:66045	18938	B:25985	53560	5438	C:1652	43108	34892	5331	D:22534	62449	E:69892	15091	F:52281	25880	5088
N (Unwtd)	A:1355	427	B:569	1090	123	C:30	823	739	190	D:489	1293	E:1464	318	F:1105	539	102
Nmiss (Wtd)	A:N/A		B:N/A			C:N/A				D:N/A		E:N/A		F:1734		
Nmiss(Unwtd)	A:N/A		B:N/A			C:N/A				D:N/A		E:N/A		F:36		

Gender was determined from Q92. Educational status was determined from Q95.
Married = "Married for the first time" and "Remarried;" Not Married = "Single, never married;" and Other = "Legally separated," "Divorced" and "Widowed" (Q97).
Prior service = Respondents who served on active duty in any U.S. military component (Q5). No prior service = All others.
Duty-qualified = Respondents who were awarded the MOS for their current duty position (Q28). Not duty-qualified = All others.
Stay in USAR="Stay to retire"/"Stay beyond oblig.;" Leave at End="Leave after oblig.;" Leave Prior="Leave prior to oblig" (Q84).

1989 Survey of USAR TPU Soldiers
Junior Enlisted Stayers Tabulation Volume

Q82H WKND DRILL TRAVEL:WALK

	A1 MALE	A2 FEMALE	B1 MARRIED	B2 NOT MARRIED	B3 OTHER	C1 <THAN HI SCH	C2 HIGH SCHOOL	C3 <THAN COLL	C4 BACH & UP	D1 PRIOR SRV	D2 NO PRIOR SRV	E1 DUTY QUAL	E2 NOT DUTY QUAL	F1 STAY IN USAR	F2 LEAVE AT END	F3 LEAVE PRIOR
0:NOT ANSWERED	94.7	97.1	94.8	95.5	94.2	85.0	94.1	97.0	95.9	94.5	95.5	95.5	93.7	96.5	96.8	96.0
1:ANSWERED	2.3	1.1	1.9	1.9	4.2	3.4	2.0	2.2	1.0	2.5	1.8	2.1	1.8	2.3	1.5	1.4
MISSING	3.1	1.7	3.3	2.6	1.6	11.6	3.9	0.9	3.1	3.0	2.7	2.4	4.5	1.3	1.7	2.6
TOTAL PERCENT	100.0	100.0	100.0	100.0	100.0	100.0	100.0	100.0	100.0	100.0	100.0	100.0	100.0	100.0	100.0	100.0

N (Weighted)	A:66045	18938	B:25985	53560	5438	C:1652	43108	34892	5331	D:22534	62449	E:69892	15091	F:52281	25880	5088
N (Unwtd)	A:1355	427	B:569	1090	123	C:30	823	739	190	D:489	1293	E:1464	318	F:1105	539	102
Nmiss (Wtd)	A:N/A		B:N/A			C:N/A				D:N/A		E:N/A		F:1734		
Nmiss(Unwtd)	A:N/A		B:N/A			C:N/A				D:N/A		E:N/A		F:36		

Gender was determined from Q92. Educational status was determined from Q95.
Married = "Married for the first time" and "Remarried;" Not Married = "Single, never married;" and Other = "Legally separated," "Divorced" and "Widowed" (Q97).
Prior service = Respondents who served on active duty in any U.S. military component (Q5). No prior service = All others.
Duty-qualified = Respondents who were awarded the MOS for their current duty position (Q28). Not duty-qualified = All others.
Stay in USAR="Stay to retire"/"Stay beyond oblig.;" Leave at End="Leave after oblig.;" Leave Prior="Leave prior to oblig" (Q84).

1989 Survey of USAR TPU Soldiers
Junior Enlisted Stayers Tabulation Volume

Q82I WKND DRILL TRAVEL:OTHER

	A1 MALE	A2 FEMALE	B1 MARRI-ED	B2 NOT MARRI-ED	B3 OTHER	C1 <THAN HI SCH	C2 HIGH SCHOOL	C3 <THAN COLL	C4 BACH & UP	D1 PRIOR SRV	D2 NO PRIOR SRV	E1 DUTY QUAL	E2 NOT DUTY QUAL	F1 STAY IN USAR	F2 LEAVE AT END	F3 LEAVE PRIOR
0:NOT ANSWERED	95.6	95.9	95.9	95.6	95.2	81.8	94.2	97.9	96.9	95.4	95.7	96.1	93.7	97.2	96.3	97.4
1:ANSWERED	1.4	2.3	0.8	1.8	3.3	6.6	1.9	1.2	0.0	1.6	1.6	1.5	1.9	1.6	2.0	0.0
MISSING	3.1	1.7	3.3	2.6	1.6	11.6	3.9	0.9	3.1	3.0	2.7	2.4	4.5	1.3	1.7	2.6
TOTAL PERCENT	100.0	100.0	100.0	100.0	100.0	100.0	100.0	100.0	100.0	100.0	100.0	100.0	100.0	100.0	100.0	100.0

N (Weighted)	A:66045	18938	B:25985	53560	5438	C:1652	43108	34892	5331	D:22534	62449	E:69892	15091	F:52281	25880	5088
N (Unwtd)	A:1355	427	B:569	1090	123	C:30	823	739	190	D:489	1293	E:1464	318	F:1105	539	102
Nmiss (Wtd)	A:N/A		B:N/A			C:N/A				D:N/A		E:N/A		F:1734		
Nmiss(Unwtd)	A:N/A		B:N/A			C:N/A				D:N/A		E:N/A		F:36		

Gender was determined from Q92. Educational status was determined from Q95.
Married = "Married for the first time" and "Remarried;" Not Married = "Single, never married;" and Other = "Legally separated," "Divorced" and "Widowed" (Q97).
Prior service = Respondents who served on active duty in any U.S. military component (Q5). No prior service = All others.
Duty-qualified = Respondents who were awarded the MOS for their current duty position (Q28). Not duty-qualified = All others.
Stay in USAR="Stay to retire"/"Stay beyond oblig.;" Leave at End="Leave after oblig.;" Leave Prior="Leave prior to oblig" (Q84).

1989 Survey of USAR TPU Soldiers
Junior Enlisted Stayers Tabulation Volume

Q83 TIME TO TRAVEL 1-WAY HOME TO DRILL

	A1 MALE	A2 FEMALE	B1 MARRI-ED	B2 NOT MARRI-ED	B3 OTHER	C1 <THAN HI SCH	C2 HIGH SCHOOL	C3 <THAN COLL	C4 BACH & UP	D1 PRIOR SRV	D2 NO PRIOR SRV	E1 DUTY QUAL	E2 NOT DUTY QUAL	F1 STAY IN USAR	F2 LEAVE AT END	F3 LEAVE PRIOR
1: 0-14 MINUTES	21.3	18.5	23.2	18.8	27.1	20.6	18.8	23.2	19.3	24.1	19.5	21.4	17.4	20.9	20.7	21.8
2: 15-29 MINUTES	29.6	32.8	30.5	30.3	29.0	22.1	30.4	30.9	27.9	31.2	30.0	29.6	33.7	32.1	27.6	33.3
3: 30-59 MINUTES	24.9	26.5	24.2	25.3	29.3	10.5	27.9	23.1	21.8	23.8	25.7	25.0	26.1	25.2	27.4	21.9
4: 1-1.5 HOURS	10.3	11.3	9.8	11.1	8.3	17.7	10.7	9.7	12.6	8.5	11.3	11.4	6.4	9.4	12.5	12.9
5: 1.5-2 HOURS	4.8	3.1	4.1	4.8	2.8	3.2	4.0	5.0	5.0	3.9	4.7	4.0	6.7	4.6	4.2	4.4
6: OVER 2 HOURS	3.4	4.7	2.8	4.5	1.0	0.0	2.5	5.1	6.3	3.4	3.9	3.8	3.3	3.9	3.9	2.8
MISSING	5.6	3.0	5.2	5.2	2.5	25.9	5.7	2.9	6.7	5.2	4.9	4.7	6.4	3.8	3.7	2.9
MULTIPLE RESP	0.0	0.1	0.1	0.0	0.0	0.0	0.0	0.1	0.3	0.0	0.1	0.0	0.0	0.1	0.0	0.0
TOTAL PERCENT	100.0	100.0	100.0	100.0	100.0	100.0	100.0	100.0	100.0	100.0	100.0	100.0	100.0	100.0	100.0	100.0

N (Weighted)	A:66045	18938	B:25985	53560	5438	C:1652	43108	34892	5331	D:22534	62449	E:69892	15091	F:52281	25880	5088
N (Unwtd)	A:1355	427	B:569	1090	123	C:30	823	739	190	D:489	1293	E:1464	318	F:1105	539	102
Nmiss (Wtd)	A:N/A		B:N/A			C:N/A				D:N/A		E:N/A		F:1734		
Nmiss(Unwtd)	A:N/A		B:N/A			C:N/A				D:N/A		E:N/A		F:36		

Gender was determined from Q92. Educational status was determined from Q95.
Married = "Married for the first time" and "Remarried;" Not Married = "Single, never married;" and Other = "Legally separated," "Divorced" and "Widowed" (Q97).
Prior service = Respondents who served on active duty in any U.S. military component (Q5). No prior service = All others.
Duty-qualified = Respondents who were awarded the MOS for their current duty position (Q28). Not duty-qualified = All others.
Stay in USAR="Stay to retire"/"Stay beyond oblig.;" Leave at End="Leave after oblig.;" Leave Prior="Leave prior to oblig" (Q84).

1989 Survey of USAR TPU Soldiers
Junior Enlisted Stayers Tabulation Volume

Q84 CURRENT AR CAREER INTENTIONS

	A1 MALE	A2 FEMALE	B1 MARRI-ED	B2 NOT MARRI-ED	B3 OTHER	C1 <THAN HI SCH	C2 HIGH SCHOOL	C3 <THAN COLL	C4 BACH & UP	D1 PRIOR SRV	D2 NO PRIOR SRV	E1 DUTY QUAL	E2 NOT DUTY QUAL	F1 STAY IN USAR	F2 LEAVE AT END	F3 LEAVE PRIOR
1:STAY TIL RETIR	35.6	31.9	46.6	27.4	50.9	37.7	36.4	32.9	32.5	50.6	29.0	33.8	39.0	56.5	0.0	0.0
2:STAY BEY OBLIG	27.3	25.1	23.7	28.5	24.1	21.4	27.9	26.1	24.1	24.5	27.6	26.8	26.9	43.5	0.0	0.0
3:LV AT COMPLETN	28.9	35.7	22.5	35.4	19.2	16.4	26.8	35.1	34.0	19.9	34.3	31.3	26.3	0.0	100.0	0.0
4:LV BEF COMPLET	6.3	5.0	5.2	6.5	4.5	14.1	6.3	4.9	7.9	4.0	6.7	5.9	6.4	0.0	0.0	100.0
MISSING	2.0	2.3	2.0	2.1	1.4	10.5	2.7	0.9	1.5	1.1	2.4	2.2	1.5	0.0	0.0	0.0
TOTAL PERCENT	100.0	100.0	100.0	100.0	100.0	100.0	100.0	100.0	100.0	100.0	100.0	100.0	100.0	100.0	100.0	100.0

N (Weighted)	A:66045	18938	B:25985	53560	5438	C:1652	43108	34892	5331	D:22534	62449	E:69892	15091	F:52281	25880	5088
N (Unwtd)	A:1355	427	B:569	1090	123	C:30	823	739	190	D:489	1293	E:1464	318	F:1105	539	102
Nmiss (Wtd)	A:N/A		B:N/A			C:N/A				D:N/A		E:N/A		F:1734		
Nmiss(Unwtd)	A:N/A		B:N/A			C:N/A				D:N/A		E:N/A		F:36		

Gender was determined from Q92. Educational status was determined from Q95.
Married = "Married for the first time" and "Remarried;" Not Married = "Single, never married;" and Other = "Legally separated," "Divorced" and "Widowed" (Q97).
Prior service = Respondents who served on active duty in any U.S. military component (Q5). No prior service = All others.
Duty-qualified = Respondents who were awarded the MOS for their current duty position (Q28). Not duty-qualified = All others.
Stay in USAR="Stay to retire"/"Stay beyond oblig.;" Leave at End="Leave after oblig.;" Leave Prior="Leave prior to oblig" (Q84).

1989 Survey of USAR TPU Soldiers
Junior Enlisted Stayers Tabulation Volume

Q85 HOW OFTEN THINK ABOUT QUITTING AR

	A1 MALE	A2 FEMALE	B1 MARRI-ED	B2 NOT MARRI-ED	B3 OTHER	C1 <THAN HI SCH	C2 HIGH SCHOOL	C3 <THAN COLL	C4 BACH & UP	D1 PRIOR SRV	D2 NO PRIOR SRV	E1 DUTY QUAL	E2 NOT DUTY QUAL	F1 STAY IN USAR	F2 LEAVE AT END	F3 LEAVE PRIOR
1:ALL THE TIME	7.8	8.7	10.0	7.3	5.2	11.3	8.2	7.5	8.1	9.8	7.3	7.7	9.3	4.2	12.3	26.9
2:MOST THE TIME	8.1	9.3	7.2	9.3	4.9	9.7	7.0	9.2	13.9	6.4	9.1	8.4	8.2	3.1	16.9	22.0
3:SOME THE TIME	37.6	35.7	38.7	36.3	38.7	24.2	38.5	36.2	36.9	42.3	35.4	36.3	41.2	34.4	46.5	28.9
4:RARELY	31.2	34.5	28.4	32.9	38.7	27.2	31.0	33.1	32.7	29.0	33.0	32.8	27.6	40.4	19.2	14.2
5:NEVER	13.7	10.5	14.1	12.6	11.1	13.9	13.2	13.6	7.3	11.8	13.4	13.1	12.5	17.6	5.0	8.0
MISSING	1.6	1.4	1.6	1.6	1.4	13.7	2.1	0.4	1.1	0.8	1.9	1.7	1.1	0.2	0.1	0.0
TOTAL PERCENT	100.0	100.0	100.0	100.0	100.0	100.0	100.0	100.0	100.0	100.0	100.0	100.0	100.0	100.0	100.0	100.0

N (Weighted)	A:66045	18938	B:25985	53560	5438	C:1652	43108	34892	5331	D:22534	62449	E:69892	15031	F:52281	25880	5088
N (Unwtd)	A:1355	427	B:569	1090	123	C:30	823	739	190	D:489	1293	E:1464	318	F:1105	539	102
Nmiss (Wtd)	A:N/A		B:N/A			C:N/A				D:N/A		E:N/A		F:1734		
Nmiss(Unwtd)	A:N/A		B:N/A			C:N/A				D:N/A		E:N/A		F:36		

Gender was determined from Q92. Educational status was determined from Q95.
Married = "Married for the first time" and "Remarried;" Not Married = "Single, never married;" and Other = "Legally separated," "Divorced" and "Widowed" (Q97).
Prior service = Respondents who served on active duty in any U.S. military component (Q5). No prior service = All others.
Duty-qualified = Respondents who were awarded the MOS for their current duty position (Q28). Not duty-qualified = All others.
Stay in USAR="Stay to retire"/"Stay beyond oblig.;" Leave at End="Leave after oblig.;" Leave Prior="Leave prior to oblig" (Q84).

1989 Survey of USAR TPU Soldiers
Junior Enlisted Stayers Tabulation Volume

Q86 CHANCE OF LOOK FOR REPLACEMT CIV JOB

	A1 MALE	A2 FEMALE	B1 MARRI-ED	B2 NOT MARRI-ED	B3 OTHER	C1 <THAN HI SCH	C2 HIGH SCHOOL	C3 <THAN COLL	C4 BACH & UP	D1 PRIOR SRV	D2 ND PRIOR SRV	E1 DUTY QUAL	F2 NOT DUTY QUAL	F1 STAY IN USAR	F2 LEAVE AT END	F3 LEAVE PRIOR
1:VERY LIKELY	6.3	6.1	8.4	5.4	5.5	6.8	7.1	4.9	9.3	10.0	5.0	5.5	9.9	3.4	10.1	18.0
2:SOMEWHAT LKLY	6.6	3.9	7.0	5.5	6.9	9.4	5.4	6.6	6.2	8.0	5.3	6.1	5.7	4.4	9.1	9.4
3:NOT SURE	28.3	26.2	23.6	29.6	31.1	23.0	32.0	24.0	20.8	29.4	27.3	27.5	29.6	25.7	34.8	19.6
4:SOMEWHAT UNLKL	13.2	15.9	11.7	14.9	12.9	6.4	12.7	14.8	17.8	12.3	14.3	13.8	13.5	14.7	13.3	10.7
5:VERY UNLIKELY	43.9	46.1	47.3	43.1	43.2	47.4	40.2	49.3	44.7	39.8	46.0	45.4	39.5	51.6	32.8	41.1
MISSING	1.7	1.7	2.0	1.7	0.5	7.1	2.6	0.4	1.1	0.5	2.1	1.7	1.8	0.2	0.0	1.1
TOTAL PERCENT	100.0	100.0	100.0	100.0	100.0	100.0	100.0	100.0	100.0	100.0	100.0	100.0	100.0	100.0	100.0	100.0

N (Weighted)	A:66045	18938	B:25985	53560	5438	C:1652	43108	34892	5331	D:22534	62449	E:69892	15091	F:52281	25880	5088
N (Unwtd)	A:1355	427	B:569	1090	123	C:30	823	739	190	D:489	1293	E:1464	318	F:1105	539	102
Nmiss (Wtd)	A:N/A		B:N/A			C:N/A				D:N/A		E:N/A		F:1734		
Nmiss(Unwtd)	A:N/A		B:N/A			C:N/A				D:N/A		E:N/A		F:36		

Gender was determined from Q92. Educational status was determined from Q95.
Married = "Married for the first time" and "Remarried;" Not Married = "Single, never married;" and Other = "Legally separated," "Divorced" and "Widowed" (Q97).
Prior service = Respondents who served on active duty in any U.S. military component (Q5). No prior service = All others.
Duty-qualified = Respondents who were awarded the MOS for their current duty position (Q28). Not duty-qualified = All others.
Stay in USAR="Stay to retire"/"Stay beyond oblig.;" Leave at End="Leave after oblig.;" Leave Prior="Leave prior to oblig" (Q84).

1989 Survey of USAR TPU Soldiers
Junior Enlisted Stayers Tabulation Volume

Q87A IMPROVEMT NEEDED:ENLISTMENT BONUSES

	A1 MALE	A2 FEMALE	B1 MARRI-ED	B2 NOT MARRI-ED	B3 OTHER	C1 <THAN HI SCH	C2 HIGH SCHOOL	C3 <THAN COLL	C4 BACH & UP	D1 PRIOR SRV	D2 NO PRIOR SRV	E1 DUTY QUAL	E2 NOT DUTY QUAL	F1 STAY IN USAR	F2 LEAVE AT END	F3 LEAVE PRIOR
1:NEEDS NO IMPR	19.0	21.2	19.4	20.1	14.7	25.2	18.4	20.1	23.0	16.2	20.7	20.3	16.0	20.0	18.1	23.7
2:NEEDS SOME IMP	44.2	43.4	40.7	45.8	41.7	25.5	46.6	43.6	31.6	39.9	45.5	45.0	39.6	45.5	43.7	39.1
3:NEEDS LOT IMPR	25.2	25.6	26.0	24.3	31.3	24.6	23.5	26.7	31.2	28.6	24.1	24.0	31.3	24.6	27.0	28.6
4:NOT FAMILIAR	9.2	7.8	11.2	7.5	11.5	11.1	8.8	8.3	12.3	14.1	7.0	8.3	11.4	8.7	10.1	6.6
MISSING	2.3	2.0	2.5	2.3	1.0	13.7	2.7	1.3	1.9	1.1	2.7	2.4	1.7	1.3	0.9	2.1
MULTIPLE RESP	0.1	0.0	0.2	0.0	0.0	0.0	0.1	0.0	0.0	0.0	0.1	0.1	0.0	0.0	0.2	0.0
TOTAL PERCENT	100.0	100.0	100.0	100.0	100.0	100.0	100.0	100.0	100.0	100.0	100.0	100.0	100.0	100.0	100.0	100.0

N (Weighted)	A:66045	18938	B:25985	53560	5438	C:1652	43108	34892	5331	D:22534	62449	E:69892	15091	F:52281	25880	5088
N (Unwtd)	A:1355	427	B:569	1090	123	C:30	823	739	190	D:489	1293	E:1464	318	F:1105	539	102
Nmiss (Wtd)	A:N/A		B:N/A			C:N/A				D:N/A		E:N/A		F:1734		
Nmiss(Unwtd)	A:N/A		B:N/A			C:N/A				D:N/A		E:N/A		F:36		

Gender was determined from Q92. Educational status was determined from Q95.
Married = "Married for the first time" and "Remarried;" Not Married = "Single, never married;" and Other = "Legally separated," "Divorced" and "Widowed" (Q97).
Prior service = Respondents who served on active duty in any U.S. military component (Q5). No prior service = All others.
Duty-qualified = Respondents who were awarded the MOS for their current duty position (Q28). Not duty-qualified = All others.
Stay in USAR="Stay to retire"/"Stay beyond oblig.;" Leave at End="Leave after oblig.;" Leave Prior="Leave prior to oblig" (Q84).

1989 Survey of USAR TPU Soldiers
Junior Enlisted Stayers Tabulation Volume

Q87B IMPROVEMT NEEDED:REENLISTMT BONUSES

	A1 MALE	A2 FEMALE	B1 MARRI-ED	B2 NOT MARRI-ED	B3 OTHER	C1 <THAN HI SCH	C2 HIGH SCHOOL	C3 <THAN COLL	C4 BACH & UP	D1 PRIOR SRV	D2 NO PRIOR SRV	E1 DUTY QUAL	E2 NOT DUTY QUAL	F1 STAY IN USAR	F2 LEAVE AT END	F3 LEAVE PRIOR
1:NEEDS NO IMPR	12.0	14.6	14.4	12.0	9.2	25.2	13.0	11.5	12.2	14.4	11.9	12.9	10.9	13.2	11.8	11.7
2:NEEDS SOME IMP	37.5	32.4	36.1	36.9	32.6	30.3	39.2	33.6	33.2	36.0	36.5	36.1	37.4	38.9	32.9	34.7
3:NEEDS LOT IMPR	30.6	29.8	32.6	28.2	42.1	24.2	28.4	32.9	32.2	36.9	28.0	30.1	32.0	31.2	30.2	27.3
4:NOT FAMILIAR	17.2	21.3	13.9	20.5	15.1	9.7	16.4	20.4	19.8	11.0	20.7	18.3	17.1	15.2	23.7	23.2
MISSING	2.8	1.9	3.1	2.5	1.0	10.5	3.0	1.7	2.6	1.7	2.9	2.6	2.7	1.5	1.5	3.1
TOTAL PERCENT	100.0	100.0	100.0	100.0	100.0	100.0	100.0	100.0	100.0	100.0	100.0	100.0	100.0	100.0	100.0	100.0

N (Weighted)	A:66045	18938	B:25985	53560	5438	C:1652	43108	34892	5331	D:22534	62449	E:69892	15091	F:52281	25880	5088
N (Unwtd)	A:1355	427	B:569	1090	123	C:30	823	739	190	D:489	1293	E:1464	318	F:1105	539	102
Nmiss (Wtd)	A:N/A		B:N/A			C:N/A				D:N/A		E:N/A		F:1734		
Nmiss(Unwtd)	A:N/A		B:N/A			C:N/A				D:N/A		E:N/A		F:36		

Gender was determined from Q92. Educational status was determined from Q95.
Married = "Married for the first time" and "Remarried;" Not Married = "Single, never married;" and Other = "Legally separated," "Divorced" and "Widowed" (Q97).
Prior service = Respondents who served on active duty in any U.S. military component (Q5). No prior service = All others.
Duty-qualified = Respondents who were awarded the MOS for their current duty position (Q28). Not duty-qualified = All others.
Stay in USAR="Stay to retire"/"Stay beyond oblig.;" Leave at End="Leave after oblig.;" Leave Prior="Leave prior to oblig" (Q84).

1989 Survey of USAR TPU Soldiers
Junior Enlisted Stayers Tabulation Volume

Q87C IMPROVEMT NEEDED:RETIREMT BENEFITS

	A1 MALE	A2 FEMALE	B1 MARRI-ED	B2 NOT MARRI-ED	B3 OTHER	C1 <THAN HI SCH	C2 HIGH SCHOOL	C3 <THAN COLL	C4 BACH & UP	D1 PRIOR SRV	D2 NO PRIOR SRV	E1 DUTY QUAL	E2 NOT DUTY QUAL	F1 STAY IN USAR	F2 LEAVE AT END	F3 LEAVE PRIOR
1:NEEDS NO IMPR	13.1	15.1	10.7	15.3	9.1	24.2	13.7	12.7	13.8	11.2	14.3	13.3	14.5	13.9	14.1	9.0
2:NEEDS SOME IMP	35.9	29.9	34.7	33.2	47.9	19.1	36.1	34.0	30.9	39.0	33.0	34.4	35.6	37.4	31.8	29.2
3:NEEDS LOT IMPR	26.3	21.2	33.5	20.9	27.0	25.4	24.3	25.1	32.0	32.6	22.5	24.4	28.6	26.2	22.9	27.6
4:NOT FAMILIAR	21.8	31.2	17.8	27.7	14.8	17.7	22.1	26.9	20.4	15.1	27.0	25.0	18.8	20.8	29.7	29.7
MISSING	3.0	2.2	3.3	2.7	1.3	13.7	3.6	1.2	2.9	2.1	3.0	2.9	2.5	1.6	1.5	4.4
MULTIPLE RESP	0.0	0.3	0.0	0.1	0.0	0.0	0.1	0.0	0.0	0.0	0.1	0.1	0.0	0.1	0.0	0.0
TOTAL PERCENT	100.0	100.0	100.0	100.0	100.0	100.0	100.0	100.0	100.0	100.0	100.0	100.0	100.0	100.0	100.0	100.0

N (Weighted)	A:66045	18938	B:25985	53560	5438	C:1652	43108	34892	5331	D:22534	62449	E:69892	15091	F:52281	25880	5088
N (Unwtd)	A:1355	427	B:569	1090	123	C:30	823	739	190	D:489	1293	E:1464	318	F:1105	539	102
Nmiss (Wtd)	A:N/A		B:N/A			C:N/A				D:N/A		E:N/A		F:1734		
Nmiss(Unwtd)	A:N/A		B:N/A			C:N/A				D:N/A		E:N/A		F:36		

Gender was determined from Q92. Educational status was determined from Q95.
Married = "Married for the first time" and "Remarried;" Not Married = "Single, never married;" and Other = "Legally separated," "Divorced" and "Widowed" (Q97).
Prior service = Respondents who served on active duty in any U.S. military component (Q5). No prior service = All others.
Duty-qualified = Respondents who were awarded the MOS for their current duty position (Q28). Not duty-qualified = All others.
Stay in USAR="Stay to retire"/"Stay beyond oblig.;" Leave at End="Leave after oblig.;" Leave Prior="Leave prior to oblig" (Q84).

1989 Survey of USAR TPU Soldiers
Junior Enlisted Stayers Tabulation Volume

Q87D IMPROVEMT NEEDED:EMPLOYER SUPP PGMS

	A1 MALE	A2 FEMALE	B1 MARRI-ED	B2 NOT MARRI-ED	B3 OTHER	C1 <THAN HI SCH	C2 HIGH SCHOOL	C3 <THAN COLL	C4 BACH & UP	D1 PRIOR SRV	D2 NO PRIOR SRV	E1 DUTY QUAL	E2 NOT DUTY QUAL	F1 STAY IN USAR	F2 LEAVE AT END	F3 LEAVE PRIOR
1:NEEDS NO IMPR	16.8	15.8	15.4	17.4	13.9	17.3	16.8	15.5	21.6	16.0	16.8	16.7	15.7	17.3	16.8	11.3
2:NEEDS SOME IMP	39.8	34.2	42.4	36.5	41.1	34.5	38.4	40.4	29.4	40.7	37.8	38.6	38.5	41.3	34.8	37.9
3:NEEDS LOT IMPR	21.4	22.1	23.6	20.1	26.3	24.8	21.3	20.8	27.2	25.7	20.0	20.9	24.7	21.2	22.1	21.9
4:NOT FAMILIAR	19.4	25.4	15.7	23.4	18.6	6.6	20.2	22.4	18.8	16.5	22.3	21.3	18.3	18.5	24.9	25.7
MISSING	2.6	2.3	2.9	2.6	0.2	16.8	3.3	0.8	3.1	1.1	3.0	2.5	2.7	1.6	1.1	3.2
MULTIPLE RESP	0.0	0.3	0.0	0.1	0 0	0.0	0.0	0.1	0.0	0.0	0.1	0.1	0.0	0.0	0.2	0.0
TOTAL PERCENT	100.0	100.0	100.0	100.0	100.0	100.0	100.0	100.0	100.0	100.0	100.0	100.0	100.0	100.0	100.0	100.0

N (Weighted)	A:66045	18938	B:25985	53560	5438	C:1652	43108	34892	5331	D:22534	62449	E:69892	15091	F:52281	25880	5088
N (Unwtd)	A:1355	427	B:569	1090	123	C:30	823	739	190	D:489	1293	E:1464	318	F:1105	539	102
Nmiss (Wtd)	A:N/A		B:N/A			C:N/A				D:N/A		E:N/A		F:1734		
Nmiss(Unwtd)	A:N/A		B:N/A			C:N/A				D:N/A		E:N/A		F:36		

Gender was determined from Q92. Educational status was determined from Q95.
Married = "Married for the first time" and "Remarried;" Not Married = "Single, never married;" and Other = "Legally separated," "Divorced" and "Widowed" (Q97).
Prior service = Respondents who served on active duty in any U.S. military component (Q5). No prior service = All others.
Duty-qualified = Respondents who were awarded the MOS for their current duty position (Q28). Not duty-qualified = All others.
Stay in USAR="Stay to retire"/"Stay beyond oblig.;" Leave at End="Leave after oblig.;" Leave Prior="Leave prior to oblig" (Q84).

1989 Survey of USAR TPU Soldiers
Junior Enlisted Stayers Tabulation Volume

Q87E IMPROVEMT NEEDED:RECOGNITION/AWARDS

	A1 MALE	A2 FEMALE	B1 MARRI-ED	B2 NOT MARRI-ED	B3 OTHER	C1 <THAN HI SCH	C2 HIGH SCHOOL	C3 <THAN COLL	C4 BACH & UP	D1 PRIOR SRV	D2 NO PRIOR SRV	E1 DUTY QUAL	E2 NOT DUTY QUAL	F1 STAY IN USAR	F2 LEAVE AT END	F3 LEAVE PRIOR
1:NEEDS NO IMPR	17.9	17.0	16.9	18.8	10.4	30.2	18.7	15.9	16.8	14.3	18.9	18.0	16.2	17.7	17.9	21.0
2:NEEDS SOME IMP	45.3	37.6	41.1	45.3	38.0	24.1	45.8	42.3	39.6	37.9	45.6	44.0	41.9	44.7	44.0	38.8
3:NEEDS LOT IMPR	29.4	35.5	34.2	27.8	43.8	24.3	27.8	34.3	34.0	41.5	26.9	30.0	34.5	31.8	29.4	28.7
4:NOT FAMILIAR	4.8	6.0	4.3	5.3	6.9	3.2	4.4	5.5	7.5	4.7	5.2	5.2	4.5	4.1	6.6	8.3
MISSING	2.5	3.6	3.3	2.7	0.0	18.2	3.0	1.8	2.0	1.6	3.2	2.8	2.6	1.7	1.7	2.2
MULTIPLE RESP	0.2	0.2	0.2	0.1	0.9	0.0	0.2	0.1	0.0	0.0	0.2	0.1	0.4	0.0	0.4	1.0
TOTAL PERCENT	100.0	100.0	100.0	100.0	100.0	100.0	100.0	100.0	100.0	100.0	100.0	100.0	100.0	100.0	100.0	100.0

N (Weighted)	A:66045	18938	B:25985	53560	5438	C:1652	43108	34892	5331	D:22534	62449	E:69892	15091	F:52281	25880	5088
N (Unwtd)	A:1355	427	B:569	1090	123	C:30	823	739	190	D:489	1293	E:1464	318	F:1105	539	102
Nmiss (Wtd)	A:N/A		B:N/A			C:N/A				D:N/A		E:N/A		F:1734		
Nmiss(Unwtd)	A:N/A		B:N/A			C:N/A				D:N/A		E:N/A		F:36		

Gender was determined from Q92. Educational status was determined from Q95.
Married = "Married for the first time" and "Remarried;" Not Married = "Single, never married;" and Other = "Legally separated," "Divorced" and "Widowed" (Q97).
Prior service = Respondents who served on active duty in any U.S. military component (Q5). No prior service = All others.
Duty-qualified = Respondents who were awarded the MOS for their current duty position (Q28). Not duty-qualified = All others.
Stay in USAR="Stay to retire"/"Stay beyond oblig.;" Leave at End="Leave after oblig.;" Leave Prior="Leave prior to oblig" (Q84).

1989 Survey of USAR TPU Soldiers
Junior Enlisted Stayers Tabulation Volume

Q87F IMPROVEMT NEEDED:CONTACT W/ACT ARMY

	A1 MALE	A2 FEMALE	B1 MARRI-ED	B2 NOT MARRI-ED	B3 OTHER	C1 <THAN HI SCH	C2 HIGH SCHOOL	C3 <THAN COLL	C4 BACH & UP	D1 PRIOR SRV	D2 NO PRIOR SRV	E1 DUTY QUAL	E2 NOT DUTY QUAL	F1 STAY IN USAR	F2 LEAVE AT END	F3 LEAVE PRIOR
1:NEEDS NO IMPR	17.8	17.2	19.4	16.9	16.9	21.0	19.8	14.3	21.1	18.8	17.3	17.7	17.5	17.9	19.2	12.1
2:NEEDS SOME IMP	42.1	34.0	39.4	40.9	39.0	36.3	40.4	40.8	37.9	37.9	41.2	40.4	39.9	43.2	36.9	37.3
3:NEEDS LOT IMPR	28.0	31.8	27.8	28.3	39.3	22.4	25.1	33.7	29.9	34.6	26.8	28.7	29.8	29.0	27.2	38.4
4:NOT FAMILIAR	9.3	14.1	10.0	11.2	4.6	3.4	11.3	10.0	8.3	7.1	11.6	10.5	9.9	8.6	14.6	9.1
MISSING	2.7	2.9	3.4	2.7	0.2	16.8	3.4	1.3	2.4	1.6	3.1	2.7	3.0	1.3	2.0	3.0
MULTIPLE RESP	0.0	0.0	0.0	0.0	0.0	0.0	0.0	0.0	0.3	0.0	0.0	0.0	0.0	0.0	0.1	0.0
TOTAL PERCENT	100.0	100.0	100.0	100.0	100.0	100.0	100.0	100.0	100.0	100.0	100.0	100.0	100.0	100.0	100.0	100.0

N (Weighted)	A:66045	18938	B:25985	53560	5438	C:1652	43108	34892	5331	D:22534	62449	E:69892	15091	F:52281	25880	5088
N (Unwtd)	A:1355	427	B:569	1090	123	C:30	823	739	190	D:489	1293	E:1464	318	F:1105	539	102
Nmiss (Wtd)	A:N/A		B:N/A			C:N/A				D:N/A		E:N/A		F:1734		
Nmiss(Unwtd)	A:N/A		B:N/A			C:N/A				D:N/A		E:N/A		F:36		

Gender was determined from Q92. Educational status was determined from Q95.
Married = "Married for the first time" and "Remarried;" Not Married = "Single, never married;" and Other = "Legally separated," "Divorced" and "Widowed" (Q97).
Prior service = Respondents who served on active duty in any U.S. military component (Q5). No prior service = All others.
Duty-qualified = Respondents who were awarded the MOS for their current duty position (Q28). Not duty-qualified = All others.
Stay in USAR="Stay to retire"/"Stay beyond oblig.;" Leave at End="Leave after oblig.;" Leave Prior="Leave prior to oblig" (Q84).

1989 Survey of USAR TPU Soldiers
Junior Enlisted Stayers Tabulation Volume

Q87G IMPROVEMT NEEDED·QUALITY OF EQUIPMT

	A1 MALE	A2 FEMALE	B1 MARRI-ED	B2 NOT MARRI-ED	B3 OTHER	C1 <THAN HI SCH	C2 HIGH SCHOOL	C3 <THAN COLL	C4 BACH & UP	D1 PRIOR SRV	D2 NO PRIOR SRV	E1 DUTY QUAL	E2 NOT DUTY QUAL	F1 STAY IN USAR	F2 LEAVE AT END	F3 LEAVE PRIOR
1:NEEDS NO IMPR	13.9	12.6	13.7	13.3	15.4	17.1	15.8	10.9	12.8	14.8	13.2	14.1	11.4	14.6	13.0	9.6
2:NEEDS SOME IMP	42.3	40.8	40.7	43.0	38.2	29.0	42.6	41.8	42.5	44.1	41.2	40.4	49.1	43.7	40.9	40.2
3:NEEDS LOT IMPR	37.8	40.8	39.9	37.3	43.5	39.7	34.8	42.6	41.0	36.1	39.4	39.5	34.1	37.3	40.7	42.9
4:NOT FAMILIAR	3.3	3.7	2.9	3.7	1.9	0.5	3.6	3.5	1.3	2.8	3.6	3.5	2.9	3.1	3.6	5.4
MISSING	2.6	1.8	2.7	2.5	1.1	13.7	3.1	1.1	2.4	2.0	2.6	2.5	2.1	1.2	1.6	2.0
MULTIPLE RESP	0.1	0.3	0.0	0.2	0.0	0.0	0.1	0.2	0.0	0.2	0.1	0.1	0.3	0.1	0.2	0.0
TOTAL PERCENT	100.0	100.0	100.0	100.0	100.0	100.0	100.0	100.0	100.0	100.0	100.0	100.0	100.0	100.0	100.0	100.0

N (Weighted)	A:66045	18938	B:25985	53560	5438	C:1652	43108	34892	5331	D:22534	62449	E:69892	15091	F:52281	25880	5088
N (Unwtd)	A:1355	427	B:569	1090	123	C:30	823	739	190	D:489	1293	E:1464	318	F:1105	539	102
Nmiss (Wtd)	A:N/A		B:N/A			C:N/A				D:N/A		E:N/A		F:1734		
Nmiss(Unwtd)	A:N/A		B:N/A			C:N/A				D:N/A		E:N/A		F:36		

Gender was determined from Q92. Educational status was determined from Q95.
Married = "Married for the first time" and "Remarried;" Not Married = "Single, never married;" and Other = "Legally separated," "Divorced" and "Widowed" (Q97).
Prior service = Respondents who served on active duty in any U.S. military component (Q5). No prior service = All others.
Duty-qualified = Respondents who were awarded the MOS for their current duty position (Q28). Not duty-qualified = All others.
Stay in USAR="Stay to retire"/"Stay beyond oblig.;" Leave at End="Leave after oblig.;" Leave Prior="Leave prior to oblig" (Q84).

1989 Survey of USAR TPU Soldiers
Junior Enlisted Stayers Tabulation Volume

Q87H IMPROVEMT NEEDED:REDUCTN OF PAPERWK

	A1 MALE	A2 FEMALE	B1 MARRI-ED	B2 NOT MARRI-ED	B3 OTHER	C1 <THAN HI SCH	C2 HIGH SCHOOL	C3 <THAN COLL	C4 BACH & UP	D1 PRIOR SRV	D2 NO PRIOR SRV	E1 DUTY QUAL	E2 NOT DUTY QUAL	F1 STAY IN USAR	F2 LEAVE AT END	F3 LEAVE PRIOR
1:NEEDS NO IMPR	14.9	14.9	16.3	14.2	14.6	21.8	17.4	11.5	14.4	17.8	13.8	15.2	13.5	16.1	12.6	16.8
2:NEEDS SOME IMP	41.7	39.3	41.8	40.7	42.6	35.4	40.9	43.7	28.5	42.3	40.8	40.8	42.6	41.5	43.7	32.0
3:NEEDS LOT IMPR	33.7	36.1	32.2	35.3	33.9	26.0	29.3	38.5	49.2	31.2	35.3	34.6	32.4	35.6	35.4	42.2
4:NOT FAMILIAR	7.0	6.1	6.9	6.7	6.7	3.4	8.4	5.1	5.4	6.6	6.8	6.4	8.5	7.1	6.3	6.0
MISSING	2.7	3.2	2.8	2.9	2.2	13.5	3.8	1.1	2.6	2.1	3.1	2.9	2.6	1.3	1.9	3.1
MULTIPLE RESP	0.1	0.3	0.0	0.2	0.0	0.0	0.2	0.0	0.0	0.0	0.2	0.1	0.3	0.1	0.2	0.0
TOTAL PERCENT	100.0	100.0	100.0	100.0	100.0	100.0	100.0	100.0	100.0	100.0	100.0	100.0	100.0	100.0	100.0	100.0

N (Weighted)	A:66045	18938	B:25985	53560	5438	C:1652	43108	34892	5331	D:22534	62449	E:69892	15091	F:52281	25680	5088
N (Unwtd)	A:1355	427	B:569	1090	123	C:30	823	739	190	D:489	1293	E:1464	318	F:1105	539	102
Nmiss (Wtd)	A:N/A		B:N/A			C:N/A				D:N/A		E:N/A		F:1734		
Nmiss(Unwtd)	A:N/A		B:N/A			C:N/A				D:N/A		E:N/A		F:36		

Gender was determined from Q92. Educational status was determined from Q95.
Married = "Married for the first time" and "Remarried;" Not Married = "Single, never married;" and Other = "Legally separated," "Divorced" and "Widowed" (Q97).
Prior service = Respondents who served on active duty in any U.S. military component (Q5). No prior service = All others.
Duty-qualified = Respondents who were awarded the MOS for their current duty position (Q28). Not duty-qualified = All others.
Stay in USAR="Stay to retire"/"Stay beyond oblig.;" Leave at End="Leave after oblig.;" Leave Prior="Leave prior to oblig" (Q84).

1989 Survey of USAR TPU Soldiers
Junior Enlisted Stayers Tabulation Volume

Q87I IMPROVEMT NEEDED:QUALITY OF LDRSHIP

	A1 MALE	A2 FEMALE	B1 MARRI-ED	B2 NOT MARRI-ED	B3 OTHER	C1 <THAN HI SCH	C2 HIGH SCHOOL	C3 <THAN COLL	C4 BACH & UP	D1 PRIOR SRV	D2 NO PRIOR SRV	E1 DUTY QUAL	E2 NOT DUTY QUAL	F1 STAY IN USAR	F2 LEAVE AT END	F3 LEAVE PRIOR
1:NEEDS NO IMPR	26.3	24.6	24.9	26.6	23.7	51.6	28.7	21.9	22.0	22.7	27.1	26.3	24.2	28.8	21.9	22.7
2:NEEDS SOME IMP	50.7	49.5	47.8	51.5	52.1	3.2	48.9	54.4	50.7	50.7	50.3	50.0	52.4	49.1	54.9	49.9
3:NEEDS LOT IMPR	17.8	21.7	21.4	17.0	22.3	27.0	16.0	20.8	24.2	22.1	17.5	18.5	19.5	18.4	19.8	17.5
4:NOT FAMILIAR	2.6	0.9	2.3	2.2	1.9	4.5	3.0	1.4	0.7	2.5	2.1	2.3	2.0	2.0	1.7	6.8
MISSING	2.5	3.3	3.4	2.6	0.0	13.7	3.2	1.5	2.4	1.9	3.0	2.9	1.9	1.5	1.7	3.1
MULTIPLE RESP	0.1	0.0	0.2	0.0	0.0	0.0	0.1	0.0	0.0	0.0	0.1	0.1	0.0	0.1	0.0	0.0
TOTAL PERCENT	100.0	100.0	100.0	100.0	100.0	100.0	100.0	100.0	100.0	100.0	100.0	100.0	100.0	100.0	100.0	100.0

N (Weighted)	A:66045	18938	B:25985	53560	5438	C:1652	43108	34892	5331	D:22534	62449	E:69892	15091	F:52281	25880	5088
N (Unwtd)	A:1355	427	B:569	1090	123	C:30	823	739	190	D:489	1293	E:1464	318	F:1105	539	102
Nmiss (Wtd)	A:N/A		B:N/A			C:N/A				D:N/A		E:N/A		F:1734		
Nmiss(Unwtd)	A:N/A		B:N/A			C:N/A				D:N/A		E:N/A		F:36		

Gender was determined from Q92. Educational status was determined from Q95.
Married = "Married for the first time" and "Remarried;" Not Married = "Single, never married;" and Other = "Legally separated," "Divorced" and "Widowed" (Q97).
Prior service = Respondents who served on active duty in any U.S. military component (Q5). No prior service = All others.
Duty-qualified = Respondents who were awarded the MOS for their current duty position (Q28). Not duty-qualified = All others.
Stay in USAR="Stay to retire"/"Stay beyond oblig.;" Leave at End="Leave after oblig.;" Leave Prior="Leave prior to oblig" (Q84).

1989 Survey of USAR TPU Soldiers
Junior Enlisted Stayers Tabulation Volume

Q87J IMPROVEMT NEEDED:CHOICE OF DUTYTIME

	A1 MALE	A2 FEMALE	B1 MARRI-ED	B2 NOT MARRI-ED	B3 OTHER	C1 <THAN HI SCH	C2 HIGH SCHOOL	C3 <THAN COLL	C4 BACH & UP	D1 PRIOR SRV	D2 NO PRIOR SRV	E1 DUTY QUAL	E2 NOT DUTY QUAL	F1 STAY IN USAR	F2 LEAVE AT END	F3 LEAVE PRIOR
1:NEEDS NO IMPR	33.1	35.6	35.8	32.8	33.0	39.9	33.9	33.0	34.5	34.9	33.3	34.2	31.4	37.5	27.4	35.1
2:NEEDS SOME IMP	40.7	36.9	35.8	41.8	40.3	28.2	39.5	41.5	36.4	37.5	40.8	39.4	42.1	39.1	44.2	33.3
3:NEEDS LOT IMPR	14.1	16.6	16.5	13.5	17.1	9.7	14.0	15.3	17.6	16.3	14.1	14.2	16.8	13.3	17.8	15.8
4:NOT FAMILIAR	8.7	7.2	8.4	8.5	6.8	5.1	8.1	8.6	9.5	9.3	8.0	8.7	6.8	7.9	8.8	10.6
MISSING	3.2	3.7	3.6	3.2	2.8	13.7	4.5	1.6	1.9	2.0	3.8	3.4	2.9	2.1	1.9	4.0
MULTIPLE RESP	0.2	0.0	0.0	0.2	0.0	3.4	0.0	0.1	0.0	0.0	0.2	0.2	0.0	0.1	0.0	1.1
TOTAL PERCENT	100.0	100.0	100.0	100.0	100.0	100.0	100.0	100.0	100.0	100.0	100.0	100.0	100.0	100.0	100.0	100.0

N (Weighted)	A:66045	18938	B:25985	53560	5438	C:1652	43108	34892	5331	D:22534	62449	E:69892	15091	F:52281	25880	5088
N (Unwtd)	A:1355	427	B:569	1090	123	C:30	823	739	190	D:489	1293	E:1464	318	F:1105	539	102
Nmiss (Wtd)	A:N/A		B:N/A			C:N/A				D:N/A		E:N/A		F:1734		
Nmiss(Unwtd)	A:N/A		B:N/A			C:N/A				D:N/A		E:N/A		F:36		

Gender was determined from Q92. Educational status was determined from Q95.
Married = "Married for the first time" and "Remarried;" Not Married = "Single, never married;" and Other = "Legally separated," "Divorced" and "Widowed" (Q97).
Prior service = Respondents who served on active duty in any U.S. military component (Q5). No prior service = All others.
Duty-qualified = Respondents who were awarded the MOS for their current duty position (Q28). Not duty-qualified = All others.
Stay in USAR="Stay to retire"/"Stay beyond oblig.;" Leave at End="Leave after oblig.;" Leave Prior="Leave prior to oblig" (Q84).

1989 Survey of USAR TPU Soldiers
Junior Enlisted Stayers Tabulation Volume

Q87K IMPROVEMT NEEDED:A.T. REQUIREMENTS

	A1 MALE	A2 FEMALE	B1 MARRI-ED	B2 NOT MARRI-ED	B3 OTHER	C1 <THAN HI SCH	C2 HIGH SCHOOL	C3 <THAN COLL	C4 BACH & UP	D1 PRIOR SRV	D2 NO PRIOR SRV	E1 DUTY QUAL	E2 NOT DUTY QUAL	F1 STAY IN USAR	F2 LEAVE AT END	F3 LEAVE PRIOR
1:NEEDS NO IMPR	33.4	34.9	33.3	33.3	39.4	54.8	34.3	32.0	33.2	32.4	34.2	33.9	32.9	36.1	30.7	31.5
2:NEEDS SOME IMP	44.2	40.6	44.9	43.4	36.3	15.9	42.1	46.0	45.1	45.6	42.6	43.5	42.8	44.7	42.2	40.4
3:NEEDS LOT IMPR	14.0	17.0	14.6	14.2	19.6	7.9	13.2	16.3	18.5	14.9	14.6	14.4	16.3	13.1	18.2	17.5
4:NOT FAMILIAR	5.4	4.6	4.1	6.0	2.8	4.5	6.5	4.3	1.3	4.8	5.4	5.2	5.6	4.5	6.7	6.5
MISSING	3.0	2.7	3.0	3.0	1.0	16.8	3.7	1.4	1.9	2.3	3.1	3.0	2.3	1.5	2.2	4.0
MULTIPLE RESP	0.0	0.3	0.0	0.0	0.9	0.0	0.1	0.0	0.0	0.0	0.1	0.1	0.0	0.1	0.0	0.0
TOTAL PERCENT	100.0	100.0	100.0	100.0	100.0	100.0	100.0	100.0	100.0	100.0	100.0	100.0	100.0	100.0	100.0	100.0

N (Weighted)	A:66045	18938	B:25985	53560	5438	C:1652	43108	34892	5331	D:22534	62449	E:69892	15091	F:52081	25880	5088
N (Unwtd)	A:1355	427	B:569	1090	123	C:30	823	739	190	D:489	1293	E:1464	318	F:1105	539	102
Nmiss (Wtd)	A:N/A		B:N/A			C:N/A				D:N/A		E:N/A		F:1734		
Nmiss(Unwtd)	A:N/A		B:N/A			C:N/A				D:N/A		E:N/A		F:36		

Gender was determined from Q92. Educational status was determined from Q95.
Married = "Married for the first time" and "Remarried;" Not Married = "Single, never married;" and Other = "Legally separated," "Divorced" and "Widowed" (Q97).
Prior service = Respondents who served on active duty in any U.S. military component (Q5). No prior service = All others.
Duty-qualified = Respondents who were awarded the MOS for their current duty position (Q28). Not duty-qualified = All others.
Stay in USAR="Stay to retire"/"Stay beyond oblig.;" Leave at End="Leave after oblig.;" Leave Prior="Leave prior to oblig" (Q84).

1989 Survey of USAR TPU Soldiers
Junior Enlisted Stayers Tabulation Volume

Q87L IMPROVEMT NEEDED:USE OF CIV SKILLS

	A1 MALE	A2 FEMALE	B1 MARRI-ED	B2 NOT MARRI-ED	B3 OTHER	C1 <THAN HI SCH	C2 HIGH SCHOOL	C3 <THAN COLL	C4 BACH & UP	D1 PRIOR SRV	D2 NO PRIOR SRV	E1 DUTY QUAL	E2 NOT DUTY QUAL	F1 STAY IN USAR	F2 LEAVE AT END	F3 LEAVE PRIOR
1:NEEDS NO IMPR	35.7	38.5	36.6	36.3	34.6	37.9	38.0	35.9	25.0	37.4	35.9	36.8	34.0	39.6	31.9	32.5
2:NEEDS SOME IMP	37.3	33.7	36.3	37.0	32.1	23.6	36.7	36.1	40.9	37.2	36.2	36.5	36.5	36.3	37.9	36.3
3:NEEDS LOT IMPR	16.2	17.1	16.8	15.3	25.0	10.5	13.9	18.2	25.9	15.6	16.7	15.6	20.1	15.3	18.1	21.3
4:NOT FAMILIAR	7.9	7.6	7.1	8.4	5.4	11.1	7.5	8.3	6.4	7.9	7.8	8.0	6.9	7.0	9.6	7.4
MISSING	2.8	3.2	2.9	2.9	2.9	16.8	3.6	1.6	1.8	2.0	3.3	3.1	2.0	1.7	2.4	2.5
MULTIPLE RESP	0.2	0.0	0.3	0.1	0.0	0.0	0.3	0.0	0.0	0.0	0.2	0.1	0.5	0.1	0.2	0.0
TOTAL PERCENT	100.0	100.0	100.0	100.0	100.0	100.0	100.0	100.0	100.0	100.0	100.0	100.0	100.0	100.0	100.0	100.0

N (Weighted)	A:66045	18938	B:25985	53560	5438	C:1652	43108	34892	5331	D:22534	62449	E:69892	15091	F:52281	25880	5088
N (Unwtd)	A:1355	427	B:569	1090	123	C:30	823	739	190	D:489	1293	E:1464	318	F:1105	539	102
Nmiss (Wtd)	A:N/A		B:N/A			C:N/A				D:N/A		E:N/A		F:1734		
Nmiss(Unwtd)	A:N/A		B:N/A			C:N/A				D:N/A		E:N/A		F:36		

Gender was determined from Q92. Educational status was determined from Q95.
Married = "Married for the first time" and "Remarried;" Not Married = "Single, never married;" and Other = "Legally separated," "Divorced" and "Widowed" (Q97).
Prior service = Respondents who served on active duty in any U.S. military component (Q5). No prior service = All others.
Duty-qualified = Respondents who were awarded the MOS for their current duty position (Q28). Not duty-qualified = All others.
Stay in USAR="Stay to retire"/"Stay beyond oblig.;" Leave at End="Leave after oblig.;" Leave Prior="Leave prior to oblig" (Q84).

1989 Survey of USAR TPU Soldiers
Junior Enlisted Stayers Tabulation Volume

Q87M IMPROVEMT NEEDED:UNIT SPONSRSHP PGM

	A1 MALE	A2 FEMALE	B1 MARRI-ED	B2 NOT MARRI-ED	B3 OTHER	C1 <THAN HI SCH	C2 HIGH SCHOOL	C3 <THAN COLL	C4 BACH & UP	D1 PRIOR SRV	D2 NO PRIOR SRV	E1 DUTY QUAL	E2 NOT DUTY QUAL	F1 STAY IN USAR	F2 LEAVE AT END	F3 LEAVE PRIOR
1:NEEDS NO IMPR	28.1	24.5	27.1	27.6	25.6	36.3	27.2	27.3	25.9	26.9	27.5	27.7	25.5	28.7	26.3	26.0
2:NEEDS SOME IMP	37.3	36.5	38.4	36.3	39.1	10.1	39.8	34.9	39.0	38.8	36.5	36.6	39.5	38.3	36.0	37.0
3:NEEDS LOT IMPR	16.6	19.1	19.1	15.5	24.5	16.3	14.6	20.2	18.4	20.0	16.2	16.7	19.2	16.9	17.9	17.7
4:NOT FAMILIAR	15.1	18.1	12.8	17.9	9.0	23.8	14.9	16.5	15.4	12.5	17.0	16.1	14.2	14.6	18.5	16.2
MISSING	2.8	1.7	2.5	2.6	1.9	13.5	3.5	1.0	1.4	1.7	2.8	2.7	1.7	1.4	1.3	3.1
MULTIPLE RESP	0.1	0.0	0.0	0.1	0.0	0.0	0.0	0.2	0.0	0.0	0.1	0.1	0.0	0.1	0.0	0.0
TOTAL PERCENT	100.0	100.0	100.0	100.0	100.0	100.0	100.0	100.0	100.0	100.0	100.0	100.0	100.0	100.0	100.0	100.0

N (Weighted)	A:66045	18938	B:25985	53560	5438	C:1652	43108	34892	5331	D:22534	62449	E:69892	15091	F:52281	25880	5088
N (Unwtd)	A:1355	427	B:569	1090	123	C:30	823	739	190	D:489	1293	E:1464	318	F:1105	539	102
Nmiss (Wtd)	A:N/A		B:N/A			C:N/A				D:N/A		E:N/A		F:1734		
Nmiss(Unwtd)	A:N/A		B:N/A			C:N/A				D:N/A		E:N/A		F:36		

Gender was determined from Q92. Educational status was determined from Q95.
Married = "Married for the first time" and "Remarried;" Not Married = "Single, never married;" and Other = "Legally separated," "Divorced" and "Widowed" (Q97).
Prior service = Respondents who served on active duty in any *U.S. military component* (Q5). No prior service = All others.
Duty-qualified = Respondents who were awarded the MOS for their current duty position (Q28). Not duty-qualified = All others.
Stay in USAR="Stay to retire"/"Stay beyond oblig.;" Leave at End="Leave after oblig.;" Leave Prior="Leave prior to oblig" (Q84).

1989 Survey of USAR TPU Soldiers
Junior Enlisted Stayers Tabulation Volume

Q87N IMPROVEMT NEEDED:ACTIVITYS-MEMBERS

	A1 MALE	A2 FEMALE	B1 MARRI-ED	B2 NOT MARRI-ED	B3 OTHER	C1 <THAN HI SCH	C2 HIGH SCHOOL	C3 <THAN COLL	C4 BACH & UP	D1 PRIOR SRV	D2 NO PRIOR SRV	E1 DUTY QUAL	E2 NOT DUTY QUAL	F1 STAY IN USAR	F2 LEAVE AT END	F3 LEAVE PRIOR
1:NEEDS NO IMPR	26.5	22.1	24.0	27.2	16.9	44.3	24.0	26.1	28.6	21.9	26.9	26.0	23.5	26.6	25.3	23.2
2:NEEDS SOME IMP	38.6	38.6	40.2	37.8	37.9	12.7	39.3	38.7	39.4	41.5	37.5	38.0	41.0	40.0	38.1	31.8
3:NEEDS LOT IMPR	23.5	29.4	25.5	23.5	34.9	17.7	24.7	25.9	21.2	26.0	24.5	24.6	25.9	24.9	24.7	28.7
4:NOT FAMILIAR	9.0	7.0	8.2	8.6	9.3	7.9	9.0	8.0	8.7	9.0	8.4	9.0	6.2	7.5	9.8	12.2
MISSING	2.4	2.9	2.1	2.9	1.0	17.4	3.0	1.3	2.1	1.6	2.9	2.3	3.4	1.1	1.9	4.1
TOTAL PERCENT	100.0	100.0	100.0	100.0	100.0	100.0	100.0	100.0	100.0	100.0	100.0	100.0	100.0	100.0	100.0	100.0

N (Weighted)	A:66045	18938	B:25985	53560	5438	C:1652	43108	34892	5331	D:22534	62449	E:69892	15091	F:52281	25880	5088
N (Unwtd)	A:1355	427	B:569	1090	123	C:30	823	739	190	D:489	1293	E:1464	318	F:1105	539	102
Nmiss (Wtd)	A:N/A		B:N/A			C:N/A				D:N/A		E:N/A		F:1734		
Nmiss(Unwtd)	A:N/A		B:N/A			C:N/A				D:N/A		E:N/A		F:36		

Gender was determined from Q92. Educational status was determined from Q95.
Married = "Married for the first time" and "Remarried;" Not Married = "Single, never married;" and Other = "Legally separated," "Divorced" and "Widowed" (Q97).
Prior service = Respondents who served on active duty in any U.S. military component (Q5). No prior service = All others.
Duty-qualified = Respondents who were awarded the MOS for their current duty position (Q28). Not duty-qualified = All others.
Stay in USAR="Stay to retire"/"Stay beyond oblig.;" Leave at End="Leave after oblig.;" Leave Prior="Leave prior to oblig" (Q84).

1989 Survey of USAR TPU Soldiers
Junior Enlisted Stayers Tabulation Volume

Q870 IMPROVEMT NEEDED:ACTIV-FAMILY MEMBR

	A1 MALE	A2 FEMALE	B1 MARRI-ED	B2 NOT MARRI-ED	B3 OTHER	C1 <THAN HI SCH	C2 HIGH SCHOOL	C3 <THAN COLL	C4 BACH & UP	D1 PRIOR SRV	D2 NO PRIOR SRV	E1 DUTY QUAL	E2 NOT DUTY QUAL	F1 STAY IN USAR	F2 LEAVE AT END	F3 LEAVE PRIOR
1:NEEDS NO IMPR	27.1	21.6	21.6	28.7	18.8	44.8	22.9	28.6	26.7	21.4	27.5	26.4	23.3	26.3	26.6	22.1
2:NEEDS SOME IMP	38.4	40.8	39.7	39.2	32.9	9.4	40.2	38.8	39.1	40.4	38.5	38.6	40.9	41.1	36.9	36.3
3:NEEDS LOT IMPR	22.8	28.4	28.4	20.8	35.7	22.2	24.1	24.2	24.2	28.2	22.6	23.6	26.5	23.7	25.6	22.8
4:NOT FAMILIAR	9.2	6.8	7.9	8.9	10.6	6.8	9.8	7.5	8.1	8.7	8.7	9.0	7.2	7.6	9.7	15.8
MISSING	2.4	2.4	2.4	2.4	2.0	16.8	3.0	1.0	1.9	1.3	2.8	2.4	2.2	1.3	1.2	3.1
TOTAL PERCENT	100.0	100.0	100.0	100.0	100.0	100.0	100.0	100.0	100.0	100.0	100.0	100.0	100.0	100.0	100.0	100.0

N (Weighted)	A:66045	18938	B:25985	53560	5438	C:1652	43108	34892	5331	D:22534	62449	E:69892	15091	F:52281	25880	5088
N (Unwtd)	A:1355	427	B:569	1090	123	C:30	823	739	190	D:489	1293	E:1464	318	F:1105	539	102
Nmiss (Wtd)	A:N/A		B:N/A			C:N/A				D:N/A		E:N/A		F:1734		
Nmiss(Unwtd)	A:N/A		B:N/A			C:N/A				D:N/A		E:N/A		F:36		

Gender was determined from Q92. Educational status was determined from Q95.
Married = "Married for the first time" and "Remarried;" Not Married = "Single, never married;" and Other = "Legally separated," "Divorced" and "Widowed" (Q97).
Prior service = Respondents who served on active duty in any U.S. military component (Q5). No prior service = All others.
Duty-qualified = Respondents who were awarded the MOS for their current duty position (Q28). Not duty-qualified = All others.
Stay in USAR="Stay to retire"/"Stay beyond oblig.;" Leave at End="Leave after oblig.;" Leave Prior="Leave prior to oblig" (Q84).

1989 Survey of USAR TPU Soldiers
Junior Enlisted Stayers Tabulation Volume

Q87P IMPROVEMT NEEDED:EDUCATION BENEFITS

	A1 MALE	A2 FEMALE	B1 MARRI-ED	B2 NOT MARRI-ED	B3 OTHER	C1 <THAN HI SCH	C2 HIGH SCHOOL	C3 <THAN COLL	C4 BACH & UP	D1 PRIOR SRV	D2 NO PRIOR SRV	E1 DUTY QUAL	E2 NOT DUTY QUAL	F1 STAY IN USAR	F2 LEAVE AT END	F3 LEAVE PRIOR
1:NEEDS NO IMPR	19.6	20.7	21.7	18.9	20.3	30.0	22.1	16.7	19.2	22.1	19.0	19.5	21.7	21.9	16.8	21.0
2:NEEDS SOME IMP	41.7	43.2	41.3	42.5	41.5	14.1	42.0	44.3	36.9	42.3	41.9	42.3	40.8	43.2	42.5	35.0
3:NEEDS LOT IMPR	27.4	27.4	24.9	28.6	28.2	25.9	21.7	33.1	37.3	26.2	27.9	27.5	27.2	25.3	30.6	33.6
4:NOT FAMILIAR	8.3	6.5	10.2	6.8	8.1	13.1	10.9	4.3	6.0	7.5	8.0	7.8	8.1	8.3	7.3	8.3
MISSING	2.9	1.9	1.9	3.1	1.9	16.8	3.2	1.6	0.7	1.6	3.1	2.8	1.8	1.1	2.7	2.1
MULTIPLE RESP	0.1	0.3	0.0	0.2	0.0	0.0	0.1	0.1	0.0	0.2	0.1	0.1	0.4	0.1	0.2	0.0
TOTAL PERCENT	100.0	100.0	100.0	100.0	100.0	100.0	100.0	100.0	100.0	100.0	100.0	100.0	100.0	100.0	100.0	100.0

N (Weighted)	A:66045	18938	B:25985	53560	5438	C:1652	43108	34892	5331	D:22534	62449	E:69892	15091	F:52281	25880	5088
N (Unwtd)	A:1355	427	B:569	1090	123	C:30	823	739	190	D:489	1293	E:1464	318	F:1105	539	102
Nmiss (Wtd)	A:N/A		B:N/A			C:N/A				D:N/A		E:N/A		F:1734		
Nmiss(Unwtd)	A:N/A		B:N/A			C:N/A				D:N/A		E:N/A		F:36		

Gender was determined from Q92. Educational status was determined from Q95.
Married = "Married for the first time" and "Remarried;" Not Married = "Single, never married;" and Other = "Legally separated," "Divorced" and "Widowed" (Q97).
Prior service = Respondents who served on active duty in any U.S. military component (Q5). No prior service = All others.
Duty-qualified = Respondents who were awarded the MOS for their current duty position (Q28). Not duty-qualified = All others.
Stay in USAR="Stay to retire"/"Stay beyond oblig.;" Leave at End="Leave after oblig.;" Leave Prior="Leave prior to oblig" (Q84).

1989 Survey of USAR TPU Soldiers
Junior Enlisted Stayers Tabulation Volume

Q87Q IMPROVEMT NEEDED:PAY & ALLOWANCES

	A1 MALE	A2 FEMALE	B1 MARRI-ED	B2 NOT MARRI-ED	B3 OTHER	C1 <THAN HI SCH	C2 HIGH SCHOOL	C3 <THAN COLL	C4 BACH & UP	D1 PRIOR SRV	D2 NO PRIOR SRV	E1 DUTY QUAL	E2 NOT DUTY QUAL	F1 STAY IN USAR	F2 LEAVE AT END	F3 LEAVE PRIOR
1:NEEDS NO IMPR	19.3	20.7	21.6	19.1	14.1	34.5	20.5	17.2	23.4	20.4	19.3	18.9	22.8	21.2	17.3	17.9
2:NEEDS SOME IMP	43.5	44.2	40.8	44.7	46.7	9.8	42.4	47.8	37.2	43.4	43.8	44.6	39.5	44.7	43.6	41.1
3:NEEDS LOT IMPR	31.5	29.7	30.6	30.9	35.4	31.7	30.2	31.2	38.0	32.2	30.7	30.8	32.6	29.4	34.8	33.5
4:NOT FAMILIAR	3.2	2.9	3.8	2.8	2.9	7.1	3.6	2.8	0.4	2.4	3.4	3.2	2.8	2.9	3.2	5.5
MISSING	2.3	2.2	2.7	2.2	1.0	16.8	3.0	0.9	1.0	1.6	2.5	2.3	2.2	1.4	1.0	2.1
MULTIPLE RESP	0.2	0.3	0.4	0.2	0.0	0.0	0.4	0.1	0.0	0.0	0.3	0.3	0.0	0.4	0.0	0.0
TOTAL PERCENT	100.0	100.0	100.0	100.0	100.0	100.0	100.0	100.0	100.0	100.0	100.0	100.0	100.0	100.0	100.0	100.0

N (Weighted)	A:66045	18938	B:25985	53560	5438	C:1652	43108	34892	5331	D:22534	62449	E:69892	15091	F:52281	25880	5088
N (Unwtd)	A:1355	427	B:569	1090	123	C:30	823	739	190	D:489	1293	E:1464	318	F:1105	539	102
Nmiss (Wtd)	A:N/A		B:N/A			C:N/A				D:N/A		E:N/A		F:1734		
Nmiss(Unwtd)	A:N/A		B:N/A			C:N/A				D:N/A		E:N/A		F:36		

Gender was determined from Q92. Educational status was determined from Q95.
Married = "Married for the first time" and "Remarried;" Not Married = "Single, never married;" and Other = "Legally separated," "Divorced" and "Widowed" (Q97).
Prior service = Respondents who served on active duty in any U.S. military component (Q5). No prior service = All others.
Duty-qualified = Respondents who were awarded the MOS for their current duty position (Q28). Not duty-qualified = All others.
Stay in USAR="Stay to retire"/"Stay beyond oblig.;" Leave at End="Leave after oblig.;" Leave Prior="Leave prior to oblig" (Q84).

1989 Survey of USAR TPU Soldiers
Junior Enlisted Stayers Tabulation Volume

Q87R IMPROVEMT NEEDED:COMMISS. PRIVILEGE

	A1 MALE	A2 FEMALE	B1 MARRI-ED	B2 NOT MARRI-ED	B3 OTHER	C1 <THAN HI SCH	C2 HIGH SCHOOL	C3 <THAN COLL	C4 BACH & UP	D1 PRIOR SRV	D2 NO PRIOR SRV	E1 DUTY QUAL	E2 NOT DUTY QUAL	F1 STAY IN USAR	F2 LEAVE AT END	F3 LEAVE PRIOR
1:NEEDS NO IMPR	23.1	25.5	25.1	22.9	23.7	27.4	24.4	22.0	26.9	24.5	23.3	23.3	25.0	24.4	24.4	17.6
2:NEEDS SOME IMP	35.7	37.9	34.6	36.8	36.9	23.8	35.9	38.3	27.8	36.3	36.1	36.5	34.3	37.2	36.4	31.0
3:NEEDS LOT IMPR	30.7	25.8	32.6	27.9	32.2	35.1	28.3	29.5	38.6	33.5	28.2	29.7	29.0	30.1	27.4	36.0
4:NOT FAMILIAR	7.8	8.7	5.0	9.7	5.3	3.4	7.7	9.0	4.8	4.1	9.4	7.7	9.1	6.8	9.8	12.4
MISSING	2.7	2.3	2.7	2.6	1.9	10.3	3.5	1.2	1.9	1.6	3.0	2.6	2.5	1.4	2.0	3.1
MULTIPLE RESP	0.1	0.0	0.0	0.1	0.0	0.0	0.1	0.0	0.0	0.0	0.1	0.1	0.0	0.1	0.0	0.0
TOTAL PERCENT	100.0	100.0	100.0	100.0	100.0	100.0	100.0	100.0	100.0	100.0	100.0	100.0	100.0	100.0	100.0	100.0

N (Weighted)	A:66045	18938	B:25985	53560	5438	C:1652	43108	34892	5331	D:22534	62449	E:69892	15091	F:52281	25880	5088
N (Unwtd)	A:1355	427	B:569	1090	123	C:30	823	739	190	D:489	1293	E:1464	318	F:1105	539	102
Nmiss (Wtd)	A:N/A		B:N/A			C:N/A				D:N/A		E:N/A		F:1734		
Nmiss(Unwtd)	A:N/A		B:N/A			C:N/A				D:N/A		E:N/A		F:36		

Gender was determined from Q92. Educational status was determined from Q95.
Married = "Married for the first time" and "Remarried;" Not Married = "Single, never married;" and Other = "Legally separated," "Divorced" and "Widowed" (Q97).
Prior service = Respondents who served on active duty in any U.S. military component (Q5). No prior service = All others.
Duty-qualified = Respondents who were awarded the MOS for their current duty position (Q28). Not duty-qualified = All others.
Stay in USAR="Stay to retire"/"Stay beyond oblig.;" Leave at End="Leave after oblig.;" Leave Prior="Leave prior to oblig" (Q84).

1989 Survey of USAR TPU Soldiers
Junior Enlisted Stayers Tabulation Volume

Q87S IMPROVEMT NEEDED:POST EXCH PRIVILEG

	A1 MALE	A2 FEMALE	B1 MARRI-ED	B2 NOT MARRI-ED	B3 OTHER	C1 <THAN HI SCH	C2 HIGH SCHOOL	C3 <THAN COLL	C4 BACH & UP	D1 PRIOR SRV	D2 NO PRIOR SRV	E1 DUTY QUAL	E2 NOT DUTY QUAL	F1 STAY IN USAR	F2 LEAVE AT END	F3 LEAVE PRIOR
1:NEEDS NO IMPR	25 8	28.7	28.7	25.5	25.4	33.2	25.8	26.0	32.6	27.5	26.1	26.4	26.8	28.5	25.1	18.0
2:NEEDS SOME IMP	35.7	36.8	34.3	37.1	33.4	20.7	36.8	36.6	30.0	35.6	36.1	36.8	32.2	35.9	37.4	39.1
3:NEEDS LOT IMPR	29.2	24.1	29.8	26.6	33.2	29.1	26.7	28.7	34.0	30.3	27.2	27.7	29.4	28.4	26.8	29.8
4:NOT FAMILIAR	7.0	7.9	5.3	8.3	6.2	3.4	7.8	7.5	2.4	5.6	7.8	6.7	9.5	6.2	8.9	10.0
MISSING	2.2	2.5	1.9	2.5	1.8	13.7	2.8	1.3	1.0	1.0	2.8	2.4	2.0	1.0	1.8	3.1
TOTAL PERCENT	100.0	100.0	100.0	100.0	100.0	100.0	100.0	100.0	100.0	100.0	100.0	100.0	100.0	100.0	100.0	100.0

N (Weighted)	A:66045	18938	B:25985	53560	5438	C:1652	43108	34892	5331	D:22534	62449	E:69892	15091	F:52281	25880	5088
N (Unwtd)	A:1355	427	B:569	1090	123	C:30	823	739	190	D:489	1293	E:1464	318	F:1105	539	102
Nmiss (Wtd)	A:N/A		B:N/A			C:N/A				D:N/A		E:N/A		F:1734		
Nmiss(Unwtd)	A:N/A		B:N/A			C:N/A				D:N/A		E:N/A		F:36		

Gender was determined from Q92. Educational status was determined from Q95.
Married = "Married for the first time" and "Remarried;" Not Married = "Single, never married;" and Other = "Legally separated," "Divorced" and "Widowed" (Q97).
Prior service = Respondents who served on active duty in any U.S. military component (Q5). No prior service = All others.
Duty-qualified = Respondents who were awarded the MOS for their current duty position (Q28). Not duty-qualified = All others.
Stay in USAR="Stay to retire"/"Stay beyond oblig.;" Leave at End="Leave after oblig.;" Leave Prior="Leave prior to oblig" (Q84).

1989 Survey of USAR TPU Soldiers
Junior Enlisted Stayers Tabulation Volume

Q87T IMPROVEMT NEEDED:AVAIL AIR TRAVEL

	A1 MALE	A2 FEMALE	B1 MARRI-ED	B2 NOT MARRI-ED	B3 OTHER	C1 <THAN HI SCH	C2 HIGH SCHOOL	C3 <THAN COLL	C4 BACH & UP	D1 PRIOR SRV	D2 NO PRIOR SRV	E1 DUTY QUAL	E2 NOT DUTY QUAL	F1 STAY IN USAR	F2 LEAVE AT END	F3 LEAVE PRIOR
1:NEEDS NO IMPR	17.2	13.8	17.5	16.0	16.5	27.4	17.7	14.1	18.4	18.7	15.6	16.2	17.6	18.2	13.9	15.8
2:NEEDS SOME IMP	31.7	31.9	29.3	33.7	24.8	23.6	34.0	30.8	22.4	29.4	32.6	31.9	31.0	33.7	29.8	31.1
3:NEEDS LOT IMPR	26.6	27.0	30.1	24.9	29.0	20.8	23.3	29.9	35.7	30.4	25.4	26.7	26.9	27.0	25.4	30.1
4:NOT FAMILIAR	21.5	25.2	20.5	22.7	26.7	11.3	22.0	23.4	21.5	19.4	23.4	22.4	22.0	19.5	28.6	21.0
MISSING	2.9	2.1	2.6	2.7	2.9	16.8	3.0	1.7	2.0	2.1	2.9	2.7	2.5	1.4	2.4	2.1
MULTIPLE RESP	0.1	0.0	0.0	0.1	0.0	0.0	0.0	0.1	0.0	0.0	0.1	0.1	0.0	0.1	0.0	0.0
TOTAL PERCENT	100.0	100.0	100.0	100.0	100.0	100.0	100.0	100.0	100.0	100.0	100.0	100.0	100.0	100.0	100.0	100.0

N (Weighted)	A:66045	18938	B:25985	53560	5438	C:1652	43108	34892	5331	D:22534	62449	E:69892	15091	F:52281	25880	5088
N (Unwtd)	A:1355	427	B:569	1090	123	C:30	823	739	190	D:489	1293	E:1464	318	F:1105	539	102
Nmiss (Wtd)	A:N/A		B:N/A			C:N/A				D:N/A		E:N/A		F:1734		
Nmiss(Unwtd)	A:N/A		B:N/A			C:N/A				D:N/A		E:N/A		F:36		

Gender was determined from Q92. Educational status was determined from Q95.
Married = "Married for the first time" and "Remarried;" Not Married = "Single, never married;" and Other = "Legally separated," "Divorced" and "Widowed" (Q97).
Prior service = Respondents who served on active duty in any U.S. military component (Q5). No prior service = All others.
Duty-qualified = Respondents who were awarded the MOS for their current duty position (Q28). Not duty-qualified = All others.
Stay in USAR="Stay to retire"/"Stay beyond oblig.;" Leave at End="Leave after oblig.;" Leave Prior="Leave prior to oblig" (Q84).

1989 Survey of USAR TPU Soldiers
Junior Enlisted Stayers Tabulation Volume

Q87U IMPROVEMT NEEDED:AR MEDICL BENEFITS

	A1 MALE	A2 FEMALE	B1 MARRI-ED	B2 NOT MARRI-ED	B3 OTHER	C1 <THAN HI SCH	C2 HIGH SCHOOL	C3 <THAN COLL	C4 BACH & UP	D1 PRIOR SRV	D2 NO PRIOR SRV	E1 DUTY QUAL	E2 NOT DUTY QUAL	F1 STAY IN USAR	F2 LEAVE AT END	F3 LEAVE PRIOR
1:NEEDS NO IMPR	12.6	9.0	12.3	11.6	11.1	20.2	13.6	9.1	12.2	11.0	12.1	11.3	13.8	12.7	11.4	7.9
2:NEEDS SOME IMP	28.9	31.4	27.3	30.7	27.9	30.2	31.0	28.8	21.5	30.4	29.2	29.3	30.2	31.1	27.5	29.9
3:NEEDS LOT IMPR	38.7	40.5	42.1	36.5	49.7	32.7	36.3	41.6	47.4	42.6	37.8	39.6	36.6	39.0	39.2	38.5
4:NOT FAMILIAR	17.2	16.6	15.4	18.6	10.4	3.4	16.2	19.1	15.7	14.3	18.1	17.2	16.6	15.6	20.1	21.8
MISSING	2.5	2.0	2.7	2.4	0.9	13.5	2.8	1.4	2.2	1.5	2.7	2.4	2.6	1.5	1.6	2.0
MULTIPLE RESP	0.0	0.5	0.2	0.1	0.0	0.0	0.1	0.0	1.0	0.2	0.1	0.1	0.3	0.1	0.2	0.0
TOTAL PERCENT	100.0	100.0	100.0	100.0	100.0	100.0	100.0	100.0	100.0	100.0	100.0	100.0	100.0	100.0	100.0	100.0

N (Weighted)	A:66045	18938	B:25985	53560	5438	C:1652	43108	34892	5331	D:22534	62449	E:69892	15091	F:52281	25880	5088
N (Unwtd)	A:1355	427	B:569	1090	123	C:30	823	739	190	D:489	1293	E:1464	318	F:1105	539	102
Nmiss (Wtd)	A:N/A		B:N/A			C:N/A				D:N/A		E:N/A		F:1734		
Nmiss(Unwtd)	A:N/A		B:N/A			C:N/A				D:N/A		E:N/A		F:36		

Gender was determined from Q92. Educational status was determined from Q95.
Married = "Married for the first time" and "Remarried;" Not Married = "Single, never married;" and Other = "Legally separated," "Divorced" and "Widowed" (Q97).
Prior service = Respondents who served on active duty in any U.S. military component (Q5). No prior service = All others.
Duty-qualified = Respondents who were awarded the MOS for their current duty position (Q28). Not duty-qualified = All others.
Stay in USAR="Stay to retire"/"Stay beyond oblig.;" Leave at End="Leave after oblig.;" Leave Prior="Leave prior to oblig" (Q84).

1989 Survey of USAR TPU Soldiers
Junior Enlisted Stayers Tabulation Volume

Q87V IMPROVEMT NEEDED:AR RETIREMENT INFO

	A1 MALE	A2 FEMALE	B1 MARRI-ED	B2 NOT MARRI-ED	B3 OTHER	C1 <THAN HI SCH	C2 HIGH SCHOOL	C3 <THAN COLL	C4 BACH & UP	D1 PRIOR SRV	D2 NO PRIOR SRV	E1 DUTY QUAL	E2 NOT DUTY QUAL	F1 STAY IN USAR	F2 LEAVE AT END	F3 LEAVE PRIOR
1:NEEDS NO IMPR	14.4	15.8	14.8	14.9	11.7	21.0	16.2	11.5	21.0	12.6	15.4	13.4	20.4	14.7	15.7	13.3
2:NEEDS SOME IMP	37.5	35.7	34.9	37.8	40.5	20.6	38.1	37.7	29.9	38.4	36.6	37.8	33.7	39.0	34.7	35.6
3:NEEDS LOT IMPR	28.5	30.4	33.6	25.8	37.8	34.7	26.7	30.8	32.9	35.0	26.8	29.1	28.4	30.5	26.8	27.7
4:NOT FAMILIAR	15.9	16.1	13.4	18.1	7.0	6.8	15.3	17.8	12.2	10.8	17.8	16.5	13.3	13.5	20.6	19.5
MISSING	3.5	2.0	2.8	3.3	3.0	16.8	3.5	1.9	4.0	2.7	3.3	3.1	3.4	2.3	1.8	3.9
MULTIPLE RESP	0.2	0.0	0.6	0.0	0.0	0.0	0.2	0.2	0.0	0.5	0.1	0.1	0.7	0.1	0.4	0.0
TOTAL PERCENT	100.0	100.0	100.0	100.0	100.0	100.0	100.0	100.0	100.0	100.0	100.0	100.0	100.0	100.0	100.0	100.0

N (Weighted)	A:66045	18938	B:25985	53560	5438	C:1652	43108	34892	5331	D:22534	62449	E:69892	15091	F:52281	25880	5088
N (Unwtd)	A:1355	427	B:569	1090	123	C:30	823	739	190	D:489	1293	E:1464	318	F:1105	539	102
Nmiss (Wtd)	A:N/A		B:N/A			C:N/A				D:N/A		E:N/A		F:1734		
Nmiss(Unwtd)	A:N/A		B:N/A			C:N/A				D:N/A		E:N/A		F:36		

Gender was determined from Q92. Educational status was determined from Q95.
Married = "Married for the first time" and "Remarried;" Not Married = "Single, never married;" and Other = "Legally separated," "Divorced" and "Widowed" (Q97).
Prior service = Respondents who served on active duty in any U.S. military component (Q5). No prior service = All others.
Duty-qualified = Respondents who were awarded the MOS for their current duty position (Q28). Not duty-qualified = All others.
Stay in USAR="Stay to retire"/"Stay beyond oblig.;" Leave at End="Leave after oblig.;" Leave Prior="Leave prior to oblig" (Q84).

1989 Survey of USAR TPU Soldiers
Junior Enlisted Stayers Tabulation Volume

Q87W IMPROVEMT NEEDED:AR MOBILIZATN INFO

	A1 MALE	A2 FEMALE	B1 MARRI-ED	B2 NOT MARRI-ED	B3 OTHER	C1 <THAN HI SCH	C2 HIGH SCHOOL	C3 <THAN COLL	C4 BACH & UP	D1 PRIOR SRV	D2 NO PRIOR SRV	E1 DUTY QUAL	E2 NOT DUTY QUAL	F1 STAY IN USAR	F2 LEAVE AT END	F3 LEAVE PRIOR
1:NEEDS NO IMPR	26.8	24.2	26.0	26.4	26.1	37.9	26.3	25.3	29.0	25.2	26.6	25.4	30.0	26.0	27.4	27.9
2:NEEDS SOME IMP	42.8	43.6	41.0	43.8	44.1	27.0	43.2	43.7	41.7	42.6	43.1	43.4	41.0	45.7	40.1	41.2
3:NEEDS LOT IMPR	19.2	20.5	21.4	18.2	24.2	17.7	17.1	21.8	24.9	22.0	18.6	19.8	18.1	19.0	19.9	21.4
4:NOT FAMILIAR	8.1	7.1	7.7	8.4	3.8	0.5	9.4	7.2	2.7	7.9	7.9	7.8	8.1	7.2	9.9	6.5
MISSING	3.0	4.6	4.0	3.2	1.8	16.8	4.1	2.1	1.7	2.3	3.8	3.5	2.7	2.1	2.8	3.1
TOTAL PERCENT	100.0	100.0	100.0	100.0	100.0	100.0	100.0	100.0	100.0	100.0	100.0	100.0	100.0	100.0	100.0	100.0

N (Weighted)	A:66045	18938	B:25985	53560	5438	C:1652	43108	34892	5331	D:22534	62449	E:69892	15091	F:52281	25880	5088
N (Unwtd)	A:1355	427	B:569	1090	123	C:30	823	739	190	D:489	1293	E:1464	318	F:1105	539	102
Nmiss (Wtd)	A:N/A		B:N/A			C:N/A				D:N/A		E:N/A		F:1734		
Nmiss(Unwtd)	A:N/A		B:N/A			C:N/A				D:N/A		E:N/A		F:36		

Gender was determined from Q92. Educational status was determined from Q95.
Married = "Married for the first time" and "Remarried;" Not Married = "Single, never married;" and Other = "Legally separated," "Divorced" and "Widowed" (Q97).
Prior service = Respondents who served on active duty in any U.S. military component (Q5). No prior service = All others.
Duty-qualified = Respondents who were awarded the MOS for their current duty position (Q28). Not duty-qualified = All others.
Stay in USAR="Stay to retire"/"Stay beyond oblig.;" Leave at End="Leave after oblig.;" Leave Prior="Leave prior to oblig" (Q84).

1989 Survey of USAR TPU Soldiers
Junior Enlisted Stayers Tabulation Volume

Q87X IMPROVEMT NEEDED:ACT DUTY BATTALION

	A1 MALE	A2 FEMALE	B1 MARRI-ED	B2 NOT MARRI-ED	B3 OTHER	C1 <THAN HI SCH	C2 HIGH SCHOOL	C3 <THAN COLL	C4 BACH & UP	D1 PRIOR SRV	D2 NO PRIOR SRV	E1 DUTY QUAL	E2 NOT DUTY QUAL	F1 STAY IN USAR	F2 LEAVE AT END	F3 LEAVE PRIOR
1:NEEDS NO IMPR	28.9	28.1	29.4	28.3	29.6	30.5	31.2	24.8	34.1	31.3	27.8	28.7	28.9	29.0	29.2	28.2
2:NEEDS SOME IMP	30.3	29.6	28.7	31.4	25.4	20.5	29.5	31.9	27.0	27.7	31.0	29.8	31.8	31.0	29.6	30.2
3:NEEDS LOT IMPR	16.8	15.8	18.8	15.1	21.3	22.2	16.1	17.5	13.5	19.1	15.7	16.6	16.8	16.7	15.0	22.4
4:NOT FAMILIAR	21.5	24.4	20.5	22.9	22.8	10.0	20.5	24.6	22.8	20.6	22.7	22.5	20.5	21.9	24.6	17.2
MISSING	2.4	2.0	2.5	2.4	0.9	16.8	2.6	1.3	2.6	1.4	2.7	2.4	2.0	1.3	1.6	2.0
TOTAL PERCENT	100.0	100.0	100.0	100.0	100.0	100.0	100.0	100.0	100.0	100.0	100.0	100.0	100.0	100.0	100.0	100.0

N (Weighted)	A:66045	18938	B:25985	53560	5438	C:1652	43108	34892	5331	D:22534	62449	E:69892	15091	F:52281	25880	5088
N (Unwtd)	A:1355	427	B:569	1090	123	C:30	823	739	190	D:489	1293	E:1464	318	F:1105	539	102
Nmiss (Wtd)	A:N/A		B:N/A			C:N/A				D:N/A		E:N/A		F:1734		
Nmiss(Unwtd)	A:N/A		B:N/A			C:N/A				D:N/A		E:N/A		F:36		

Gender was determined from Q92. Educational status was determined from Q95.
Married = "Married for the first time" and "Remarried;" Not Married = "Single, never married;" and Other = "Legally separated," "Divorced" and "Widowed" (Q97).
Prior service = Respondents who served on active duty in any U.S. military component (Q5). No prior service = All others.
Duty-qualified = Respondents who were awarded the MOS for their current duty position (Q28). Not duty-qualified = All others.
Stay in USAR="Stay to retire"/"Stay beyond oblig.;" Leave at End="Leave after oblig.;" Leave Prior="Leave prior to oblig" (Q84).

1989 Survey of USAR TPU Soldiers
Junior Enlisted Stayers Tabulation Volume

Q88A IMPROVEMENTS:MORE OVERSEAS TRAINING

	A1 MALE	A2 FEMALE	B1 MARRI-ED	B2 NOT MARRI-ED	B3 OTHER	C1 <THAN HI SCH	C2 HIGH SCHOOL	C3 <THAN COLL	C4 BACH & UP	D1 PRIOR SRV	D2 NO PRIOR SRV	E1 DUTY QUAL	E2 NOT DUTY QUAL	F1 STAY IN USAR	F2 LEAVE AT END	F3 LEAVE PRIOR
1:STRONGLY AGREE	43.2	36.1	42.4	40.5	49.6	35.1	41.4	41.8	44.4	43.1	41.1	41.9	40.4	46.3	33.8	39.9
2:AGREE	30.7	28.0	31.1	30.2	24.0	13.9	30.1	31.4	26.5	30.9	29.8	30.6	27.6	31.9	28.7	24.1
3:NEUTRAL	16.9	22.3	15.3	19.3	19.2	30.4	17.6	17.7	20.6	17.8	18.1	17.5	20.7	15.1	23.2	24.4
4:DISAGREE	4.0	6.5	4.4	4.5	5.0	3.7	5.4	4.0	1.4	4.6	4.5	4.1	6.3	3.5	6.4	6.1
5:STRONGLY DISAG	3.6	5.9	5.0	3.9	2.2	0.0	3.9	4.5	4.4	2.9	4.5	4.1	4.0	2.5	7.4	4.5
MISSING	1.7	1.2	1.6	1.7	0.0	16.8	1.6	0.7	2.3	0.6	1.9	1.7	1.0	0.6	0.6	1.1
MULTIPLE RESP	0.0	0.0	0.1	0.0	0.0	0.0	0.0	0.0	0.3	0.1	0.0	0.0	0.0	0.0	0.0	0.0
TOTAL PERCENT	100.0	100.0	100.0	100.0	100.0	100.0	100.0	100.0	100.0	100.0	100.0	100.0	100.0	100.0	100.0	100.0

N (Weighted)	A:66045	18938	B:25985	53560	5438	C:1652	43108	34892	5331	D:22534	62449	E:69892	15091	F:52281	25880	5088
N (Unwtd)	A:1355	427	B:569	1090	123	C:30	823	739	190	D:489	1293	E:1464	318	F:1105	539	102
Nmiss (Wtd)	A:N/A		B:N/A			C:N/A				D:N/A		E:N/A		F:1734		
Nmiss(Unwtd)	A:N/A		B:N/A			C:N/A				D:N/A		E:N/A		F:36		

Gender was determined from Q92. Educational status was determined from Q95.
Married = "Married for the first time" and "Remarried;" Not Married = "Single, never married;" and Other = "Legally separated," "Divorced" and "Widowed" (Q97).
Prior service = Respondents who served on active duty in any U.S. military component (Q5). No prior service = All others.
Duty-qualified = Respondents who were awarded the MOS for their current duty position (Q28). Not duty-qualified = All others.
Stay in USAR="Stay to retire"/"Stay beyond oblig.;" Leave at End="Leave after oblig.;" Leave Prior="Leave prior to oblig" (Q84).

1989 Survey of USAR TPU Soldiers
Junior Enlisted Stayers Tabulation Volume

Q88B IMPROVEMENTS:MORE SCHEDULED DRILLS

	A1 MALE	A2 FEMALE	B1 MARRI-ED	B2 NOT MARRI-ED	B3 OTHER	C1 <THAN HI SCH	C2 HIGH SCHOOL	C3 <THAN COLL	C4 BACH & UP	D1 PRIOR SRV	D2 NO PRIOR SRV	E1 DUTY QUAL	E2 NOT DUTY QUAL	F1 STAY IN USAR	F2 LEAVE AT END	F3 LEAVE PRIOR
1:STRONGLY AGREE	7.7	4.9	8.3	6.0	11.8	6.9	8.8	5.1	6.1	10.5	5.8	7.2	6.5	8.8	3.2	10.7
2:AGREE	12.7	9.6	15.0	10.2	15.6	11.1	12.0	12.5	9.3	14.1	11.3	11.4	14.8	15.8	5.9	8.2
3:NEUTRAL	32.0	30.6	30.2	32.3	32.4	23.8	33.3	31.0	25.6	33.2	31.1	31.4	32.7	35.8	24.6	28.2
4:DISAGREE	29.6	36.5	27.2	33.1	31.1	28.2	29.0	34.0	31.0	29.1	31.9	31.7	28.7	28.5	37.1	32.3
5:STRONGLY DISAG	15.6	17.5	16.8	16.3	9.1	16.3	14.4	16.4	26.3	11.7	17.5	16.1	15.5	10.3	27.7	19.6
MISSING	2.4	1.0	2.5	2.1	0.0	13.7	2.5	1.1	1.7	1.3	2.4	2.2	1.8	0.8	1.6	1.0
TOTAL PERCENT	100.0	100.0	100.0	100.0	100.0	100.0	100.0	100.0	100.0	100.0	100.0	100.0	100.0	100.0	100.0	100.0

N (Weighted)	A:66045	18938	B:25985	53560	5438	C:1652	43108	34892	5331	D:22534	62449	E:69892	15091	F:52281	25880	5088
N (Unwtd)	A:1355	427	B:569	1090	123	C:30	823	739	190	D:489	1293	E:1464	318	F:1105	539	102
Nmiss (Wtd)	A:N/A		B:N/A			C:N/A				D:N/A		E:N/A		F:1734		
Nmiss(Unwtd)	A:N/A		B:N/A			C:N/A				D:N/A		E:N/A		F:36		

Gender was determined from Q92. Educational status was determined from Q95.
Married = "Married for the first time" and "Remarried;" Not Married = "Single, never married;" and Other = "Legally separated," "Divorced" and "Widowed" (Q97).
Prior service = Respondents who served on active duty in any U.S. military component (Q5). No prior service = All others.
Duty-qualified = Respondents who were awarded the MOS for their current duty position (Q28). Not duty-qualified = All others.
Stay in USAR="Stay to retire"/"Stay beyond oblig.;" Leave at End="Leave after oblig.;" Leave Prior="Leave prior to oblig" (Q84).

1989 Survey of USAR TPU Soldiers
Junior Enlisted Stayers Tabulation Volume

Q88C IMPROVEMENTS:MORE ADMIN TRG ASSEMBL

	A1 MALE	A2 FEMALE	B1 MARRI-ED	B2 NOT MARRI-ED	B3 OTHER	C1 <THAN HI SCH	C2 HIGH SCHOOL	C3 <THAN COLL	C4 BACH & UP	D1 PRIOR SRV	D2 NO PRIOR SRV	E1 DUTY QUAL	E2 NOT DUTY QUAL	F1 STAY IN USAR	F2 LEAVE AT END	F3 LEAVE PRIOR
1:STRONGLY AGREE	8.6	10.7	9.4	8.1	17.0	0.0	9.1	9.5	8.4	10.8	8.4	8.5	11.4	10.3	6.5	11.4
2:AGREE	19.2	23.9	26.1	17.1	23.0	22.0	18.3	22.3	22.1	25.0	18.5	20.1	20.8	22.6	16.2	20.3
3:NEUTRAL	48.3	41.6	40.2	50.2	44.6	45.1	51.0	43.3	36.3	44.4	47.6	46.7	47.0	47.7	46.5	45.6
4:DISAGREE	14.9	17.1	15.4	15.7	11.2	6.4	14.1	17.0	17.7	12.6	16.3	15.5	14.8	14.0	18.5	15.0
5:STRONGLY DISAG	6.5	5.8	6.5	6.5	3.9	9.7	5.1	6.6	12.9	6.2	6.4	6.7	4.3	4.5	10.4	5.8
MISSING	2.6	1.0	2.3	2.4	0.3	16.8	2.4	1.3	2.7	1.0	2.7	2.4	1.7	0.9	1.9	2.0
TOTAL PERCENT	100.0	100.0	100.0	100.0	100.0	100.0	100.0	100.0	100.0	100.0	100.0	100.0	100.0	100.0	100.0	100.0

N (Weighted)	A:66045	18938	B:25985	53560	5438	C:1652	43108	34892	5331	D:22534	62449	E:69892	15091	F:52281	25880	5088
N (Unwtd)	A:1355	427	B:569	1090	123	C:30	823	739	190	D:489	1293	E:1464	318	F:1105	539	102
Nmiss (Wtd)	A:N/A		B:N/A			C:N/A				D:N/A		E:N/A		F:1734		
Nmiss(Unwtd)	A:N/A		B:N/A			C:N/A				D:N/A		E:N/A		F:36		

Gender was determined from Q92. Educational status was determined from Q95.
Married = "Married for the first time" and "Remarried;" Not Married = "Single, never married;" and Other = "Legally separated," "Divorced" and "Widowed" (Q97).
Prior service = Respondents who served on active duty in any U.S. military component (Q5). No prior service = All others.
Duty-qualified = Respondents who were awarded the MOS for their current duty position (Q28). Not duty-qualified = All others.
Stay in USAR="Stay to retire"/"Stay beyond oblig.;" Leave at End="Leave after oblig.;" Leave Prior="Leave prior to oblig" (Q84).

1989 Survey of USAR TPU Soldiers
Junior Enlisted Stayers Tabulation Volume

Q88D IMPROVEMENTS:A.T. MORE THAN 2 WEEKS

	A1 MALE	A2 FEMALE	B1 MARRI-ED	B2 NOT MARRI-ED	B3 OTHER	C1 <THAN HI SCH	C2 HIGH SCHOOL	C3 <THAN COLL	C4 BACH & UP	D1 PRIOR SRV	D2 NO PRIOR SRV	E1 DUTY QUAL	E2 NOT DUTY QUAL	F1 STAY IN USAR	F2 LEAVE AT END	F3 LEAVE PRIOR
1:STRONGLY AGREE	11.7	7.5	11.2	9.9	16.7	12.7	13.3	7.9	8.2	15.6	9.0	11.1	9.2	12.4	6.9	16.1
2:AGREE	15.3	14.1	14.5	14.6	22.1	10.3	14.5	16.9	9.3	15.6	14.9	14.6	17.1	19.2	8.2	12.2
3:NEUTRAL	28.0	25.7	26.7	28.1	25.2	30.2	27.9	27.1	25.7	28.0	27.3	27.0	29.7	31.7	18.8	29.4
4:DISAGREE	25.9	30.5	28.7	26.2	25.6	18.8	25.6	28.3	30.9	25.9	27.3	27.1	26.1	25.0	32.6	21.8
5:STRONGLY DISAG	16.7	20.9	16.2	19.0	10.1	10.0	16.3	18.5	24.4	13.5	19.1	17.8	16.5	10.7	32.2	18.2
MISSING	2.4	1.4	2.8	2.1	0.3	18.0	2.3	1.4	1.4	1.4	2.5	2.4	1.4	1.1	1.3	2.2
TOTAL PERCENT	100.0	100.0	100.0	100.0	100.0	100.0	100.0	100.0	100.0	100.0	100.0	100.0	100.0	100.0	100.0	100.0

N (Weighted)	A:66045	18938	B:25985	53560	5438	C:1652	43108	34892	5331	D:22534	62449	E:69892	15091	F:52281	25880	5088
N (Unwtd)	A:1355	427	B:569	1090	123	C:30	823	739	190	D:489	1293	E:1464	318	F:1105	539	102
Nmiss (Wtd)	A:N/A		B:N/A			C:N/A				D:N/A		E:N/A		F:1734		
Nmiss(Unwtd)	A:N/A		B:N/A			C:N/A				D:N/A		E:N/A		F:36		

Gender was determined from Q92. Educational status was determined from Q95.
Married = "Married for the first time" and "Remarried;" Not Married = "Single, never married;" and Other = "Legally separated," "Divorced" and "Widowed" (Q97).
Prior service = Respondents who served on active duty in any U.S. military component (Q5). No prior service = All others.
Duty-qualified = Respondents who were awarded the MOS for their current duty position (Q28). Not duty-qualified = All others.
Stay in USAR="Stay to retire"/"Stay beyond oblig.;" Leave at End="Leave after oblig.;" Leave Prior="Leave prior to oblig" (Q84).

1989 Survey of USAR TPU Soldiers
Junior Enlisted Stayers Tabulation Volume

Q89A STAY IN AR:SERVING MY COUNTRY

	A1 MALE	A2 FEMALE	B1 MARRI-ED	B2 NOT MARRI-ED	B3 OTHER	C1 <THAN HI SCH	C2 HIGH SCHOOL	C3 <THAN COLL	C4 BACH & UP	D1 PRIOR SRV	D2 NO PRIOR SRV	E1 DUTY QUAL	E2 NOT DUTY QUAL	F1 STAY IN USAR	F2 LEAVE AT END	F3 LEAVE PRIOR
1:CONTR GRT DEAL	44.7	28.6	50.2	35.9	48.7	60.6	43.3	39.0	31.4	44.3	40.0	41.4	40.0	49.4	25.1	46.7
2:CONTR SOMEWHAT	46.5	55.7	41.0	53.1	39.3	24.6	47.9	49.9	51.6	46.3	49.3	48.0	50.9	45.1	60.1	32.1
3:DOES NOT CONTR	6.7	13.9	6.5	8.8	11.0	4.5	6.3	9.9	15.1	8.3	8.3	8.4	7.7	4.5	13.7	19.1
MISSING	2.1	1.8	2.1	2.1	1.0	10.3	2.4	1.1	2.0	1.1	2.4	2.2	1.4	0.9	1.1	2.1
MULTIPLE RESP	0.1	0.0	0.2	0.0	0.0	0.0	0.1	0.0	0.0	0.0	0.1	0.1	0.0	0.1	0.0	0.0
TOTAL PERCENT	100.0	100.0	100.0	100.0	100.0	100.0	100.0	100.0	100.0	100.0	100.0	100.0	100.0	100.0	100.0	100.0

N (Weighted)	A:66045	18938	B:25985	53560	5438	C:1652	43108	34892	5331	D:22534	62449	E:69892	15091	F:52281	25880	5088
N (Unwtd)	A:1355	427	B:569	1090	123	C:30	823	739	190	D:489	1293	E:1464	318	F:1105	539	102
Nmiss (Wtd)	A:N/A		B:N/A			C:N/A				D:N/A		E:N/A		F:1734		
Nmiss(Unwtd)	A:N/A		B:N/A			C:N/A				D:N/A		E:N/A		F:36		

Gender was determined from Q92. Educational status was determined from Q95.
Married = "Married for the first time" and "Remarried;" Not Married = "Single, never married;" and Other = "Legally separated," "Divorced" and "Widowed" (Q97).
Prior service = Respondents who served on active duty in any U.S. military component (Q5). No prior service = All others.
Duty-qualified = Respondents who were awarded the MOS for their current duty position (Q28). Not duty-qualified = All others.
Stay in USAR="Stay to retire"/"Stay beyond oblig.;" Leave at End="Leave after oblig.;" Leave Prior="Leave prior to oblig" (Q84).

1989 Survey of USAR TPU Soldiers
Junior Enlisted Stayers Tabulation Volume

Q89B STAY IN AR:EDUCATIONAL BENEFITS

	A1 MALE	A2 FEMALE	B1 MARRI-ED	B2 NOT MARRI-ED	B3 OTHER	C1 <THAN HI SCH	C2 HIGH SCHOOL	C3 <THAN COLL	C4 BACH & UP	D1 PRIOR SRV	D2 NO PRIOR SRV	E1 DUTY QUAL	E2 NOT DUTY QUAL	F1 STAY IN USAR	F2 LEAVE AT END	F3 LEAVE PRIOR
1:CONTR GRT DEAL	41.6	54.4	32.8	51.4	32.2	25.8	33.5	59.8	39.3	34.5	48.1	45.0	42.1	44.7	46.6	37.7
2:CONTR SOMEWHAT	35.9	29.2	38.4	32.0	39.5	31.8	39.8	28.6	29.4	41.1	32.0	33.5	38.8	37.4	30.3	33.2
3:DOES NOT CONTR	20.0	14.9	26.1	14.5	27.4	28.8	23.8	10.8	28.5	22.6	17.5	19.2	17.4	16.7	22.2	27.7
MISSING	2.5	1.4	2.7	2.1	1.0	13.7	2.9	0.8	2.7	1.7	2.5	2.4	1.7	1.2	0.9	1.4
TOTAL PERCENT	100.0	100.0	100.0	100.0	100.0	100.0	100.0	100.0	100.0	100.0	100.0	100.0	100.0	100.0	100.0	100.0

N (Weighted)	A:66045	18938	B:25985	53560	5438	C:1652	43108	34892	5331	D:22534	62449	E:69892	15091	F:52281	25880	5088
N (Unwtd)	A:1355	427	B:569	1090	123	C:30	823	739	190	D:489	1293	E:1464	318	F:1105	539	102
Nmiss (Wtd)	A:N/A		B:N/A			C:N/A				D:N/A		E:N/A		F:1734		
Nmiss(Unwtd)	A:N/A		B:N/A			C:N/A				D:N/A		E:N/A		F:36		

Gender was determined from Q92. Educational status was determined from Q95.
Married = "Married for the first time" and "Remarried;" Not Married = "Single, never married;" and Other = "Legally separated," "Divorced" and "Widowed" (Q97).
Prior service = Respondents who served on active duty in any U.S. military component (Q5). No prior service = All others.
Duty-qualified = Respondents who were awarded the MOS for their current duty position (Q28). Not duty-qualified = All others.
Stay in USAR="Stay to retire"/"Stay beyond oblig.;" Leave at End="Leave after oblig.;" Leave Prior="Leave prior to oblig" (Q84).

1989 Survey of USAR TPU Soldiers
Junior Enlisted Stayers Tabulation Volume

Q89C STAY IN AR:TRNG TO HELP A CIV JOB

	A1 MALE	A2 FEMALE	B1 MARRI-ED	B2 NOT MARRI-ED	B3 OTHER	C1 <THAN HI SCH	C2 HIGH SCHOOL	C3 <THAN COLL	C4 BACH & UP	D1 PRIOR SRV	D2 NO PRIOR SRV	E1 DUTY QUAL	E2 NOT DUTY QUAL	F1 STAY IN USAR	F2 LEAVE AT END	F3 LEAVE PRIOR
1:CONTR GRT DEAL	23.6	32.0	28.5	22.8	36.7	18.9	26.9	25.3	16.9	30.0	23.8	24.8	28.3	30.9	15.8	25.3
2:CONTR SOMEWHAT	38.0	38.9	33.8	40.5	37.3	27.8	39.3	37.9	34.2	36.2	38.9	37.5	41.5	40.7	37.7	21.6
3:DOES NOT CONTR	35.7	26.5	34.8	34.2	23.9	43.0	30.3	35.5	46.0	31.6	34.4	34.9	28.1	26.9	45.1	50.1
MISSING	2.7	2.6	3.0	2.5	2.1	10.3	3.4	1.3	3.0	2.2	2.8	2.8	2.1	1.5	1.5	3.0
TOTAL PERCENT	100.0	100.0	100.0	100.0	100.0	100.0	100.0	100.0	100.0	100.0	100.0	100.0	100.0	100.0	100.0	100.0

N (Weighted)	A:66045	18938	B:25985	53560	5438	C:1652	43108	34892	5331	D:22534	62449	E:69892	15091	F:52281	25880	5088
N (Unwtd)	A:1355	427	B:569	1090	123	C:30	823	739	190	D:489	1293	E:1464	318	F:1105	539	102
Nmiss (Wtd)	A:N/A		B:N/A			C:N/A				D:N/A		E:N/A		F:1734		
Nmiss(Unwtd)	A:N/A		B:N/A			C:N/A				D:N/A		E:N/A		F:36		

Gender was determined from Q92. Educational status was determined from Q95.
Married = "Married for the first time" and "Remarried;" Not Married = "Single, never married;" and Other = "Legally separated," "Divorced" and "Widowed" (Q97).
Prior service = Respondents who served on active duty in any U.S. military component (Q5). No prior service = All others.
Duty-qualified = Respondents who were awarded the MOS for their current duty position (Q28). Not duty-qualified = All others.
Stay in USAR="Stay to retire"/"Stay beyond oblig.;" Leave at End="Leave after oblig.;" Leave Prior="Leave prior to oblig" (Q84).

1989 Survey of USAR TPU Soldiers
Junior Enlisted Stayers Tabulation Volume

Q89D STAY IN AR:IMPORT. TO NATL DEFENSE

	A1 MALE	A2 FEMALE	B1 MARRI-ED	B2 NOT MARRI-ED	B3 OTHER	C1 <THAN HI SCH	C2 HIGH SCHOOL	C3 <THAN COLL	C4 BACH & UP	D1 PRIOR SRV	D2 NO PRIOR SRV	E1 DUTY QUAL	E2 NOT DUTY QUAL	F1 STAY IN USAR	F2 LEAVE AT END	F3 LEAVE PRIOR
1:CONTR GRT DEAL	37.1	25.2	41.5	29.8	46.5	46.5	38.3	30.3	27.1	41.7	31.9	33.7	37.8	43.2	19.5	28.0
2:CONTR SOMEWHAT	49.5	53.8	45.6	53.8	40.8	31.3	47.8	54.3	53.1	45.3	52.3	50.8	48.9	49.1	56.4	43.7
3:DOES NOT CONTR	10.6	19.2	9.8	13.8	12.7	11.6	10.7	14.1	17.9	11.3	13.0	12.8	11.5	6.3	22.3	28.3
MISSING	2.8	1.8	3.0	2.6	0.0	10.5	3.3	1.4	1.9	1.8	2.8	2.7	1.8	1.4	1.8	0.0
TOTAL PERCENT	100.0	100.0	100.0	100.0	100.0	100.0	100.0	100.0	100.0	100.0	100.0	100.0	100.0	100.0	100.0	100.0

N (Weighted)	A:66045	18938	B:25985	53560	5438	C:1652	43108	34892	5331	D:22534	62449	E:69892	15091	F:52281	25880	5088
N (Unwtd)	A:1355	427	B:569	1090	123	C:30	823	739	190	D:489	1293	E:1464	318	F:1105	539	102
Nmiss (Wtd)	A:N/A		B:N/A			C:N/A				D:N/A		E:N/A		F:1734		
Nmiss(Unwtd)	A:N/A		B:N/A			C:N/A				D:N/A		E:N/A		F:36		

Gender was determined from Q92. Educational status was determined from Q95.
Married = "Married for the first time" and "Remarried;" Not Married = "Single, never married;" and Other = "Legally separated," "Divorced" and "Widowed" (Q97).
Prior service = Respondents who served on active duty in any U.S. military component (Q5). No prior service = All others.
Duty-qualified = Respondents who were awarded the MOS for their current duty position (Q28). Not duty-qualified = All others.
Stay in USAR="Stay to retire"/"Stay beyond oblig.;" Leave at End="Leave after oblig.;" Leave Prior="Leave prior to oblig" (Q84).

1989 Survey of USAR TPU Soldiers
Junior Enlisted Stayers Tabulation Volume

Q89E STAY IN AR:IMPORT. OF UNIT MISSION

	A1 MALE	A2 FEMALE	B1 MARRI-ED	B2 NOT MARRI-ED	B3 OTHER	C1 <THAN HI SCH	C2 HIGH SCHOOL	C3 <THAN COLL	C4 BACH & UP	D1 PRIOR SRV	D2 NO PRIOR SRV	E1 DUTY QUAL	E2 NOT DUTY QUAL	F1 STAY IN USAR	F2 LEAVE AT END	F3 LEAVE PRIOR
1:CONTR GRT DEAL	28.1	25.6	34.8	22.5	42.2	26.2	31.8	23.1	21.8	34.3	25.0	27.0	29.8	35.5	13.8	19.0
2:CONTR SOMEWHAT	53.1	49.9	49.4	54.6	44.3	45.9	51.2	54.8	47.4	49.3	53.5	52.5	51.6	52.5	54.2	53.4
3:DOES NOT CONTR	16.3	21.9	13.0	20.2	13.5	14.3	13.6	20.9	27.9	15.1	18.4	17.6	17.3	10.7	30.2	25.5
MISSING	2.5	2.7	2.9	2.6	0.0	13.7	3.2	1.2	2.9	1.3	3.0	2.8	1.4	1.2	1.8	2.1
MULTIPLE RESP	0.1	0.0	0.0	0.1	0.0	0.0	0.1	0.0	0.0	0.0	0.1	0.1	0.0	0.1	0.0	0.0
TOTAL PERCENT	100.0	100.0	100.0	100.0	100.0	100.0	100.0	100.0	100.0	100.0	100.0	100.0	100.0	100.0	100.0	100.0

N (Weighted)	A:66045	18938	B:25985	53560	5438	C:1652	43108	34892	5331	D:22534	62449	E:69892	15091	F:52281	25880	5088
N (Unwtd)	A:1355	427	B:569	1090	123	C:30	823	739	190	D:489	1293	E:1464	318	F:1105	539	102
Nmiss (Wtd)	A:N/A		B:N/A			C:N/A				D:N/A		E:N/A		F:1734		
Nmiss(Unwtd)	A:N/A		B:N/A			C:N/A				D:N/A		E:N/A		F:36		

Gender was determined from Q92. Educational status was determined from Q95.
Married = "Married for the first time" and "Remarried;" Not Married = "Single, never married;" and Other = "Legally separated," "Divorced" and "Widowed" (Q97).
Prior service = Respondents who served on active duty in any U.S. military component (Q5). No prior service = All others.
Duty-qualified = Respondents who were awarded the MOS for their current duty position (Q28). Not duty-qualified = All others.
Stay in USAR="Stay to retire"/"Stay beyond oblig.;" Leave at End="Leave after oblig.;" Leave Prior="Leave prior to oblig" (Q84).

1989 Survey of USAR TPU Soldiers
Junior Enlisted Stayers Tabulation Volume

Q89F STAY IN AR:IMPORT. OF MY UNIT ROLE

	A1 MALE	A2 FEMALE	B1 MARRI-ED	B2 NOT MARRI-ED	B3 OTHER	C1 <THAN HI SCH	C2 HIGH SCHOOL	C3 <THAN COLL	C4 BACH & UP	D1 PRIOR SRV	D2 NO PRIOR SRV	E1 DUTY QUAL	E2 NOT DUTY QUAL	F1 STAY IN USAR	F2 LEAVE AT END	F3 LEAVE PRIOR
1:CONTR GRT DEAL	30.4	30.0	35.6	26.4	43.5	25.8	33.5	27.6	23.1	35.6	28.4	29.7	32.9	38.3	16.7	24.2
2:CONTR SOMEWHAT	49.2	50.7	47.7	51.1	43.1	42.5	49.1	50.8	47.5	45.9	50.9	49.7	48.8	50.2	50.8	45.5
3:DOES NOT CONTR	17.4	17.2	13.3	19.8	13.4	18.0	13.8	20.4	27.1	16.5	17.7	17.7	16.0	10.2	30.4	27.2
MISSING	3.0	2.1	3.4	2.7	0.0	13.7	3.6	1.3	2.3	1.9	3.1	2.9	2.3	1.3	2.1	3.1
TOTAL PERCENT	100.0	100.0	100.0	100.0	100.0	100.0	100.0	100.0	100.0	100.0	100.0	100.0	100.0	100.0	100.0	100.0

N (Weighted)	A:66045	18938	B:25985	53560	5438	C:1652	43108	34892	5331	D:22534	62449	E:69892	15091	F:52281	25880	5088
N (Unwtd)	A:1355	427	B:569	1090	123	C:30	823	739	190	D:489	1293	E:1464	318	F:1105	539	102
Nmiss (Wtd)	A:N/A		B:N/A			C:N/A				D:N/A		E:N/A		F:1734		
Nmiss(Unwtd)	A:N/A		B:N/A			C:N/A				D:N/A		E:N/A		F:36		

Gender was determined from Q92. Educational status was determined from Q95.
Married = "Married for the first time" and "Remarried;" Not Married = "Single, never married;" and Other = "Legally separated," "Divorced" and "Widowed" (Q97).
Prior service = Respondents who served on active duty in any U.S. military component (Q5). No prior service = All others.
Duty-qualified = Respondents who were awarded the MOS for their current duty position (Q28). Not duty-qualified = All others.
Stay in USAR="Stay to retire"/"Stay beyond oblig.;" Leave at End="Leave after oblig.;" Leave Prior="Leave prior to oblig" (Q84).

1989 Survey of USAR TPU Soldiers
Junior Enlisted Stayers Tabulation Volume

Q89G STAY IN AR:PROMOTION OPPORTUNITIES

	A1 MALE	A2 FEMALE	B1 MARRI-ED	B2 NOT MARRI-ED	B3 OTHER	C1 <THAN HI SCH	C2 HIGH SCHOOL	C3 <THAN COLL	C4 BACH & UP	D1 PRIOR SRV	D2 NO PRIOR SRV	E1 DUTY QUAL	E2 NOT DUTY QUAL	F1 STAY IN USAR	F2 LEAVE AT END	F3 LEAVE PRIOR
1:CONTR GRT DEAL	33.4	39.0	38.1	31.5	48.5	28.8	34.3	35.4	34.2	37.9	33.4	34.7	34.3	40.4	25.8	23.0
2:CONTR SOMEWHAT	46.0	40.3	42.2	46.7	38.3	29.0	45.8	45.9	33.9	43.4	45.3	44.2	47.2	47.0	43.5	38.7
3:DOES NOT CONTR	18.0	19.1	17.0	19.3	13.2	28.6	16.8	17.7	29.5	17.8	18.4	18.4	17.3	11.6	29.0	35.2
MISSING	2.6	1.6	2.7	2.4	0.0	13.7	3.0	1.1	2.3	0.9	2.9	2.6	1.1	0.9	1.7	3.0
MULTIPLE RESP	0.1	0.0	0.0	0.1	0.0	0.0	0.1	0.0	0.0	0.0	0.1	0.1	0.0	0.0	0.0	0.0
TOTAL PERCENT	100.0	100.0	100.0	100.0	100.0	100.0	100.0	100.0	100.0	100.0	100.0	100.0	100.0	100.0	100.0	100.0

N (Weighted)	A:66045	18938	B:25985	53560	5438	C:1652	43108	34892	5331	D:22534	62449	E:69892	15091	F:52281	25880	5088
N (Unwtd)	A:1355	427	B:569	1090	123	C:30	823	739	190	D:489	1293	E:1464	318	F:1105	539	102
Nmiss (Wtd)	A:N/A		B:N/A			C:N/A				D:N/A		E:N/A		F:1734		
Nmiss(Unwtd)	A:N/A		B:N/A			C:N/A				D:N/A		E:N/A		F:36		

Gender was determined from Q92. Educational status was determined from Q95.
Married = "Married for the first time" and "Remarried;" Not Married = "Single, never married;" and Other = "Legally separated," "Divorced" and "Widowed" (Q97).
Prior service = Respondents who served on active duty in any U.S. military component (Q5). No prior service = All others.
Duty-qualified = Respondents who were awarded the MOS for their current duty position (Q28). Not duty-qualified = All others.
Stay in USAR="Stay to retire"/"Stay beyond oblig.;" Leave at End="Leave after oblig.;" Leave Prior="Leave prior to oblig" (Q84).

1989 Survey of USAR TPU Soldiers
Junior Enlisted Stayers Tabulation Volume

Q89H STAY IN AR:OPPTY TO USE MIL EQUIPMT

	A1 MALE	A2 FEMALE	B1 MARRI-ED	B2 NOT MARRI-ED	B3 OTHER	C1 <THAN HI SCH	C2 HIGH SCHOOL	C3 <THAN COLL	C4 BACH & UP	D1 PRIOR SRV	D2 NO PRIOR SRV	E1 DUTY QUAL	E2 NOT DUTY QUAL	F1 STAY IN USAR	F2 LEAVE AT END	F3 LEAVE PRIOR
1:CONTR GRT DEAL	24.5	20.1	26.2	21.7	29.2	12.7	27.6	20.3	15.1	27.1	22.3	23.4	24.3	29.6	14.8	10.8
2:CONTR SOMEWHAT	49.1	43.5	47.8	48.1	46.7	56.2	46.8	48.7	49.0	42.8	49.7	47.7	48.9	49.2	46.2	50.6
3:DOES NOT CONTR	23.3	34.5	22.4	27.7	23.2	17.5	22.0	29.6	33.9	28.0	25.0	26.1	24.3	19.8	36.9	36.5
MISSING	3.0	1.9	3.6	2.5	1.0	13.7	3.5	1.4	2.0	2.1	3.0	2.8	2.5	1.3	2.2	2.1
TOTAL PERCENT	100.0	100.0	100.0	100.0	100.0	100.0	100.0	100.0	100.0	100.0	100.0	100.0	100.0	100.0	100.0	100.0

N (Weighted)	A:66045	18938	B:25985	53560	5438	C:1652	43108	34892	5331	D:22534	62449	E:69892	15091	F:52281	25880	5088
N (Unwtd)	A:1355	427	B:569	1090	123	C:30	823	739	190	D:489	1293	E:1464	318	F:1105	539	102
Nmiss (Wtd)	A:N/A		B:N/A			C:N/A				D:N/A		E:N/A		F:1734		
Nmiss(Unwtd)	A:N/A		B:N/A			C:N/A				D:N/A		E:N/A		F:36		

Gender was determined from Q92. Educational status was determined from Q95.
Married = "Married for the first time" and "Remarried;" Not Married = "Single, never married;" and Other = "Legally separated," "Divorced" and "Widowed" (Q97).
Prior service = Respondents who served on active duty in any U.S. military component (Q5). No prior service = All others.
Duty-qualified = Respondents who were awarded the MOS for their current duty position (Q28). Not duty-qualified = All others.
Stay in USAR="Stay to retire"/"Stay beyond oblig.;" Leave at End="Leave after oblig.;" Leave Prior="Leave prior to oblig" (Q84).

1989 Survey of USAR TPU Soldiers
Junior Enlisted Stayers Tabulation Volume

Q89I STAY IN AR:CHALLENGES OF MILIT TRNG

	A1 MALE	A2 FEMALE	B1 MARRI-ED	B2 NOT MARRI-ED	B3 OTHER	C1 <THAN HI SCH	C2 HIGH SCHOOL	C3 <THAN COLL	C4 BACH & UP	D1 PRIOR SRV	D2 NO PRIOR SRV	E1 DUTY QUAL	E2 NOT DUTY QUAL	F1 STAY IN USAR	F2 LEAVE AT END	F3 LEAVE PRIOR
1:CONTR GRT DEAL	26.1	27.5	27.6	24.9	35.5	25.7	28.1	24.5	25.1	28.7	25.6	26.0	28.3	33.4	13.5	22.7
2:CONTR SOMEWHAT	51.7	48.5	53.1	50.5	45.6	54.1	52.0	51.0	41.2	52.2	50.5	51.0	50.7	51.7	53.5	44.0
3:DOES NOT CONTR	19.5	21.1	16.1	22.1	16.0	6.6	16.4	22.9	32.6	16.9	21.0	20.1	18.9	13.4	31.8	29.2
MISSING	2.7	2.9	3.2	2.6	2.8	13.7	3.5	1.6	1.1	2.2	3.0	2.9	2.0	1.6	1.3	4.0
TOTAL PERCENT	100.0	100.0	100.0	100.0	100.0	100.0	100.0	100.0	100.0	100.0	100.0	100.0	100.0	100.0	100.0	100.0

N (Weighted)	A:66045	18938	B:25985	53560	5438	C:1652	43108	34892	5331	D:22534	62449	E:69892	15091	F:52281	25880	5088
N (Unwtd)	A:1355	427	B:569	1090	123	C:30	823	739	190	D:489	1293	E:1464	318	F:1105	539	102
Nmiss (Wtd)	A:N/A		B:N/A			C:N/A				D:N/A		E:N/A		F:1734		
Nmiss(Unwtd)	A:N/A		B:N/A			C:N/A				D:N/A		E:N/A		F:36		

Gender was determined from Q92. Educational status was determined from Q95.
Married = "Married for the first time" and "Remarried;" Not Married = "Single, never married;" and Other = "Legally separated," "Divorced" and "Widowed" (Q97).
Prior service = Respondents who served on active duty in any U.S. military component (Q5). No prior service = All others.
Duty-qualified = Respondents who were awarded the MOS for their current duty position (Q28). Not duty-qualified = All others.
Stay in USAR="Stay to retire"/"Stay beyond oblig.;" Leave at End="Leave after oblig.;" Leave Prior="Leave prior to oblig" (Q84).

1989 Survey of USAR TPU Soldiers
Junior Enlisted Stayers Tabulation Volume

Q89J STAY IN AR:OVERSEAS TRAINING

	A1 MALE	A2 FEMALE	B1 MARRI-ED	B2 NOT MARRI-ED	B3 OTHER	C1 <THAN HI SCH	C2 HIGH SCHOOL	C3 <THAN COLL	C4 BACH & UP	D1 PRIOR SRV	D2 NO PRIOR SRV	E1 DUTY QUAL	E2 NOT DUTY QUAL	F1 STAY IN USAR	F2 LEAVE AT END	F3 LEAVE PRIOR
1:CONTR GRT DEAL	35.3	30.6	37.0	32.7	37.1	35.0	35.4	32.7	35.3	37.4	33.1	34.3	34.3	40.5	25.4	21.8
2:CONTR SOMEWHAT	35.7	35.6	33.1	36.6	38.7	39.7	36.6	35.3	29.2	35.0	35.9	35.6	35.9	35.1	37.1	38.5
3:DOES NOT CONTR	26.1	32.1	26.6	28.2	24.2	15.0	24.8	30.5	32.5	26.2	27.9	27.3	27.9	22.9	35.7	37.5
MISSING	2.9	1.8	3.3	2.6	0.0	10.3	3.2	1.5	2.9	1.3	3.1	2.8	1.8	1.5	1.7	2.1
TOTAL PERCENT	100.0	100.0	100.0	100.0	100.0	100.0	100.0	100.0	100.0	100.0	100.0	100.0	100.0	100.0	100.0	100.0

N (Weighted)	A:66045	18938	B:25985	53560	5438	C:1652	43108	34892	5331	D:22534	62449	E:69892	15091	F:52281	25880	5088
N (Unwtd)	A:1355	427	B:569	1090	123	C:30	823	739	190	D:489	1293	E:1464	318	F:1105	539	102
Nmiss (Wtd)	A:N/A		B:N/A			C:N/A				D:N/A		E:N/A		F:1734		
Nmiss(Unwtd)	A:N/A		B:N/A			C:N/A				D:N/A		E:N/A		F:36		

Gender was determined from Q92. Educational status was determined from Q95.
Married = "Married for the first time" and "Remarried;" Not Married = "Single, never married;" and Other = "Legally separated," "Divorced" and "Widowed" (Q97).
Prior service = Respondents who served on active duty in any U.S. military component (Q5). No prior service = All others.
Duty-qualified = Respondents who were awarded the MOS for their current duty position (Q28). Not duty-qualified = All others.
Stay in USAR="Stay to retire"/"Stay beyond oblig.;" Leave at End="Leave after oblig.;" Leave Prior="Leave prior to oblig" (Q84).

1989 Survey of USAR TPU Soldiers
Junior Enlisted Stayers Tabulation Volume

Q89K STAY IN AR:TRAVEL OPPORTUNITIES

	A1 MALE	A2 FEMALE	B1 MARRI-ED	B2 NOT MARRI-ED	B3 OTHER	C1 <THAN HI SCH	C2 HIGH SCHOOL	C3 <THAN COLL	C4 BACH & UP	D1 PRIOR SRV	D2 NO PRIOR SRV	E1 DUTY QUAL	E2 NOT DUTY QUAL	F1 STAY IN USAR	F2 LEAVE AT END	F3 LEAVE PRIOR
1:CONTR GRT DEAL	35.8	34.8	38.4	33.6	41.0	28.6	37.2	33.5	37.7	37.2	35.0	35.2	37.0	42.3	26.2	20.1
2:CONTR SOMEWHAT	41.1	45.5	41.0	42.5	42.5	46.6	41.8	43.2	35.0	41.1	42.4	42.1	41.9	41.8	43.8	44.3
3:DOES NOT CONTR	20.7	18.0	17.6	21.7	15.5	14.5	18.6	21.4	25.3	20.3	20.0	20.2	19.2	15.0	27.9	34.6
MISSING	2.5	1.7	3.0	2.1	0.9	10.3	2.4	1.9	2.0	1.4	2.7	2.4	1.8	1.0	2.2	1.0
TOTAL PERCENT	100.0	100.0	100.0	100.0	100.0	100.0	100.0	100.0	100.0	100.0	100.0	100.0	100.0	100.0	100.0	100.0

N (Weighted)	A:66045	18938	B:25985	53560	5438	C:1652	43108	34892	5331	D:22534	62449	E:69892	15091	F:52281	25880	5088
N (Unwtd)	A:1355	427	B:569	1090	123	C:30	823	739	190	D:489	1293	E:1464	318	F:1105	539	102
Nmiss (Wtd)	A:N/A		B:N/A			C:N/A				D:N/A		E:N/A		F:1734		
Nmiss(Unwtd)	A:N/A		B:N/A			C:N/A				D:N/A		E:N/A		F:36		

Gender was determined from Q92. Educational status was determined from Q95.
Married = "Married for the first time" and "Remarried;" Not Married = "Single, never married;" and Other = "Legally separated," "Divorced" and "Widowed" (Q97).
Prior service = Respondents who served on active duty in any U.S. military component (Q5). No prior service = All others.
Duty-qualified = Respondents who were awarded the MOS for their current duty position (Q28). Not duty-qualified = All others.
Stay in USAR="Stay to retire"/"Stay beyond oblig.;" Leave at End="Leave after oblig.;" Leave Prior="Leave prior to oblig" (Q84).

1989 Survey of USAR TPU Soldiers
Junior Enlisted Stayers Tabulation Volume

Q89L STAY IN AR:PRIDE IN ARMY RESERVE

	A1 MALE	A2 FEMALE	B1 MARRI-ED	B2 NOT MARRI-ED	B3 OTHER	C1 <THAN HI SCH	C2 HIGH SCHOOL	C3 <THAN COLL	C4 BACH & UP	D1 PRIOR SRV	D2 NO PRIOR SRV	E1 DUTY QUAL	E2 NOT DUTY QUAL	F1 STAY IN USAR	F2 LEAVE AT END	F3 LEAVE PRIOR
1:CONTR GRT DEAL	35.7	35.9	41.8	31.8	45.4	48.5	38.3	32.7	30.8	39.3	34.4	35.0	39.2	44.7	19.0	35.0
2:CONTR SOMEWHAT	47.9	46.8	43.3	50.1	44.4	34.7	46.2	50.1	47.8	44.6	48.8	48.0	46.3	46.1	54.5	35.4
3:DOES NOT CONTR	13.6	14.8	11.7	15.6	7.2	6.6	12.3	15.6	17.5	14.0	13.8	14.2	12.1	7.4	25.0	27.6
MISSING	2.8	2.6	3.2	2.5	3.0	10.3	3.3	1.6	3.9	2.1	3.0	2.8	2.4	1.9	1.5	2.0
TOTAL PERCENT	100.0	100.0	100.0	100.0	100.0	100.0	100.0	100.0	100.0	100.0	100.0	100.0	100.0	100.0	100.0	100.0

N (Weighted)	A:66045	18938	B:25985	53560	5438	C:1652	43108	34892	5331	D:22534	62449	E:69892	15091	F:52281	25880	5088
N (Unwtd)	A:1355	427	B:569	1090	123	C:30	823	739	190	D:489	1293	E:1464	318	F:1105	539	102
Nmiss (Wtd)	A:N/A		B:N/A			C:N/A				D:N/A		E:N/A		F:1734		
Nmiss(Unwtd)	A:N/A		B:N/A			C:N/A				D:N/A		E:N/A		F:36		

Gender was determined from Q92. Educational status was determined from Q95.
Married = "Married for the first time" and "Remarried;" Not Married = "Single, never married;" and Other = "Legally separated," "Divorced" and "Widowed" (Q97).
Prior service = Respondents who served on active duty in any U.S. military component (Q5). No prior service = All others.
Duty-qualified = Respondents who were awarded the MOS for their current duty position (Q28). Not duty-qualified = All others.
Stay in USAR="Stay to retire"/"Stay beyond oblig.;" Leave at End="Leave after oblig.;" Leave Prior="Leave prior to oblig" (Q84).

1989 Survey of USAR TPU Soldiers
Junior Enlisted Stayers Tabulation Volume

Q89M STAY IN AR:JOB SECURITY & STABILITY

	A1 MALE	A2 FEMALE	B1 MARRI-ED	B2 NOT MARRI-ED	B3 OTHER	C1 <THAN HI SCH	C2 HIGH SCHOOL	C3 <THAN COLL	C4 BACH & UP	D1 PRIOR SRV	D2 NO PRIOR SRV	E1 DUTY QUAL	E2 NOT DUTY QUAL	F1 STAY IN USAR	F2 LEAVE AT END	F3 LEAVE PRIOR
1:CONTR GRT DEAL	28.9	30.8	29.3	28.4	38.6	26.0	33.0	25.8	23.8	33.5	27.8	29.7	27.6	36.0	17.4	25.1
2:CONTR SOMEWHAT	48.1	48.1	46.4	49.5	43.4	53.8	47.3	49.9	40.2	43.8	49.6	48.2	47.3	48.8	49.8	41.9
3:DOES NOT CONTR	20.4	18.0	22.0	19.2	15.8	6.6	16.6	22.5	33.1	20.6	19.6	19.2	22.9	13.3	31.3	32.0
MISSING	2.7	3.1	2.7	2.9	2.2	13.7	3.1	1.8	2.9	2.2	3.0	2.9	2.2	1.9	1.5	1.0
TOTAL PERCENT	100.0	100.0	100.0	100.0	100.0	100.0	100.0	100.0	100.0	100.0	100.0	100.0	100.0	100.0	100.0	100.0

N (Weighted)	A:66045	18938	B:25985	53560	5438	C:1652	43108	34892	5331	D:22534	62449	E:69892	15091	F:52281	25880	5088
N (Unwtd)	A:1355	427	B:569	1090	123	C:30	823	739	190	D:489	1293	E:1464	318	F:1105	539	102
Nmiss (Wtd)	A:N/A		B:N/A			C:N/A				D:N/A		E:N/A		F:1734		
Nmiss(Unwtd)	A:N/A		B:N/A			C:N/A				D:N/A		E:N/A		F:36		

Gender was determined from Q92. Educational status was determined from Q95.
Married = "Married for the first time" and "Remarried;" Not Married = "Single, never married;" and Other = "Legally separated," "Divorced" and "Widowed" (Q97).
Prior service = Respondents who served on active duty in any U.S. military component (Q5). No prior service = All others.
Duty-qualified = Respondents who were awarded the MOS for their current duty position (Q28). Not duty-qualified = All others.
Stay in USAR="Stay to retire"/"Stay beyond oblig.;" Leave at End="Leave after oblig.;" Leave Prior="Leave prior to oblig" (Q84).

1989 Survey of USAR TPU Soldiers
Junior Enlisted Stayers Tabulation Volume

Q89N STAY IN AR:RETIREMT PAY & BENEFITS

	A1 MALE	A2 FEMALE	B1 MARRI-ED	B2 NOT MARRI-ED	B3 OTHER	C1 <THAN HI SCH	C2 HIGH SCHOOL	C3 <THAN COLL	C4 BACH & UP	D1 PRIOR SRV	D2 NO PRIOR SRV	E1 DUTY QUAL	E2 NOT DUTY QUAL	F1 STAY IN USAR	F2 LEAVE AT END	F3 LEAVE PRIOR
1:CONTR GRT DEAL	36.1	35.3	40.2	32.9	44.5	35.2	38.0	35.1	24.8	43.0	33.3	35.6	37.3	45.4	19.4	28.8
2:CONTR SOMEWHAT	42.8	40.3	40.2	43.7	37.4	33.3	41.9	42.8	44.5	43.1	41.9	42.5	41.1	43.4	41.8	38.5
3:DOES NOT CONTR	18.1	22.2	15.6	21.1	15.1	21.3	16.7	20.2	29.6	12.3	21.5	19.0	19.1	9.9	36.0	30.8
MISSING	2.8	2.3	3.8	2.1	3.1	10.3	3.3	1.9	1.1	1.6	3.1	2.7	2.5	1.3	2.6	0.9
MULTIPLE RESP	0.2	0.0	0.2	0.1	0.0	0.0	0.2	0.0	0.0	0.0	0.2	0.2	0.0	0.0	0.2	1.0
TOTAL PERCENT	100.0	100.0	100.0	100.0	100.0	100.0	100.0	100.0	100.0	100.0	100.0	100.0	100.0	100.0	100.0	100.0

N (Weighted)	A:66045	18938	B:25985	53560	5438	C:1652	43108	34892	5331	D:22534	62449	E:69892	15091	F:52281	25880	5088
N (Unwtd)	A:1355	427	B:569	1090	123	C:30	823	739	190	D:489	1293	E:1464	318	F:1105	539	102
Nmiss (Wtd)	A:N/A		B:N/A			C:N/A				D:N/A		E:N/A		F:1734		
Nmiss(Unwtd)	A:N/A		B:N/A			C:N/A				D:N/A		E:N/A		F:36		

Gender was determined from Q92. Educational status was determined from Q95.
Married = "Married for the first time" and "Remarried;" Not Married = "Single, never married;" and Other = "Legally separated," "Divorced" and "Widowed" (Q97).
Prior service = Respondents who served on active duty in any U.S. military component (Q5). No prior service = All others.
Duty-qualified = Respondents who were awarded the MOS for their current duty position (Q28). Not duty-qualified = All others.
Stay in USAR="Stay to retire"/"Stay beyond oblig.;" Leave at End="Leave after oblig.;" Leave Prior="Leave prior to oblig" (Q84).

1989 Survey of USAR TPU Soldiers
Junior Enlisted Stayers Tabulation Volume

Q890 STAY IN AR:PAY & ALLOWANCES

	A1 MALE	A2 FEMALE	B1 MARRI-ED	B2 NOT MARRI-ED	B3 OTHER	C1 <THAN HI SCH	C2 HIGH SCHOOL	C3 <THAN COLL	C4 BACH & UP	D1 PRIOR SRV	D2 NO PRIOR SRV	E1 DUTY QUAL	E2 NOT DUTY QUAL	F1 STAY IN USAR	F2 LEAVE AT END	F3 LEAVE PRIOR
1:CONTR GRT DEAL	47.0	56.2	45.5	50.6	49.9	36.3	49.4	50.9	37.5	48.5	49.2	49.1	48.5	52.6	45.1	41.7
2:CONTR SOMEWHAT	43.2	37.3	44.5	40.5	42.4	36.5	41.9	41.1	48.1	43.0	41.4	41.8	42.2	41.6	44.4	37.4
3:DOES NOT CONTR	6.9	3.7	6.9	5.8	6.8	13.5	5.2	6.2	11.5	6.7	6.0	5.8	8.0	4.0	8.6	16.7
MISSING	3.0	2.8	3.1	3.0	0.9	13.7	3.4	1.8	2.9	1.8	3.3	3.3	1.4	1.8	1.9	4.2
TOTAL PERCENT	100.0	100.0	100.0	100.0	100.0	100.0	100.0	100.0	100.0	100.0	100.0	100.0	100.0	100.0	100.0	100.0

N (Weighted)	A:66045	18938	B:25985	53560	5438	C:1652	43108	34892	5331	D:22534	62449	E:69892	15091	F:52281	25880	5088
N (Unwtd)	A:1355	427	B:569	1090	123	C:30	823	739	190	D:489	1293	E:1464	318	F:1105	539	102
Nmiss (Wtd)	A:N/A		B:N/A			C:N/A				D:N/A		E:N/A		F:1734		
Nmiss(Unwtd)	A:N/A		B:N/A			C:N/A				D:N/A		E:N/A		F:36		

Gender was determined from Q92. Educational status was determined from Q95.
Married = "Married for the first time" and "Remarried;" Not Married = "Single, never married;" and Other = "Legally separated," "Divorced" and "Widowed" (Q97).
Prior service = Respondents who served on active duty in any U.S. military component (Q5). No prior service = All others.
Duty-qualified = Respondents who were awarded the MOS for their current duty position (Q28). Not duty-qualified = All others.
Stay in USAR="Stay to retire"/"Stay beyond oblig.;" Leave at End="Leave after oblig.;" Leave Prior="Leave prior to oblig" (Q84).

1989 Survey of USAR TPU Soldiers
Junior Enlisted Stayers Tabulation Volume

Q89P STAY IN AR:TYPE OF WORK I DO IN AR

	A1 MALE	A2 FEMALE	B1 MARRI-ED	B2 NOT MARRI-ED	B3 OTHER	C1 <THAN HI SCH	C2 HIGH SCHOOL	C3 <THAN COLL	C4 BACH & UP	D1 PRIOR SRV	D2 NO PRIOR SRV	E1 DUTY QUAL	E2 NOT DUTY QUAL	F1 STAY IN USAR	F2 LEAVE AT END	F3 LEAVE PRIOR
1:CONTR GRT DEAL	28.9	29.8	32.3	26.5	38.7	30.2	31.0	27.2	25.8	32.4	27.9	28.6	31.3	37.0	15.8	20.0
2:CONTR SOMEWHAT	49.1	47.7	48.5	49.1	47.5	46.6	50.0	48.2	43.9	50.1	48.3	47.9	52.9	49.3	50.0	45.2
3:DOES NOT CONTR	19.3	19.7	16.3	21.7	11.9	9.7	16.0	22.9	27.4	16.1	20.6	20.6	14.0	12.0	32.4	32.8
MISSING	2.7	2.6	2.9	2.7	1.0	13.5	3.0	1.7	2.9	1.4	3.1	2.9	1.8	1.7	1.6	2.1
MULTIPLE RESP	0.0	0.2	0.0	0.0	0.9	0.0	0.0	0.1	0.0	0.0	0.1	0.1	0.0	0.0	0.2	0.0
TOTAL PERCENT	100.0	100.0	100.0	100.0	100.0	100.0	100.0	100.0	100.0	100.0	100.0	100.0	100.0	100.0	100.0	100.0

N (Weighted)	A:66045	18938	B:25985	53560	5438	C:1652	43108	34892	5331	D:22534	62449	E:69892	15091	F:52281	25880	5088
N (Unwtd)	A:1375	427	B:569	1090	123	C:30	823	739	190	D:489	1293	E:1464	318	F:1105	539	102
Nmiss (Wtd)	A:N/A		B:N/A			C:N/A				D:N/A		E:N/A		F:1734		
Nmiss(Unwtd)	A:N/A		B:N/A			C:N/A				D:N/A		E:N/A		F:36		

Gender was determined from Q92. Educational status was determined from Q95.
Married = "Married for the first time" and "Remarried;" Not Married = "Single, never married;" and Other = "Legally separated," "Divorced' and "Widowed" (Q97).
Prior service = Respondents who served on active duty in any U.S. military component (Q5). No prior service = All others.
Duty-qualified = Respondents who were awarded the MOS for their current duty position (Q28). Not duty-qualified = All others.
Stay in USAR="Stay to retire"/"Stay beyond oblig.;" Leave at End="Leave after oblig.;" Leave Prior="Leave prior to oblig" (Q84).

1989 Survey of USAR TPU Soldiers
Junior Enlisted Stayers Tabulation Volume

Q89Q STAY IN AR:RECOGNITION & AWARDS

	A1 MALE	A2 FEMALE	B1 MARRI-ED	B2 NOT MARRI-ED	E3 OTHER	C1 <THAN HI SCH	C2 HIGH SCHOOL	C3 <THAN COLL	C4 BACH & UP	D1 PRIOR SRV	D2 NO PRIOR SRV	E1 DUTY QUAL	E2 NOT DUTY QUAL	F1 STAY IN USAR	F2 LEAVE AT END	F3 LEAVE PRIOR
1:CONTR GRT DEAL	25.6	27.6	28.4	23.0	44.4	25.8	27.5	24.8	22.2	29.2	24.9	25.9	26.4	31.2	17.8	20.9
2:CONTR SOMEWHAT	50.2	48.0	48.6	51.5	38.1	37.6	50.7	49.8	45.5	47.3	50.6	48.9	53.6	51.4	48.7	42.6
3:DOES NOT CONTR	21.2	22.0	19.2	23.0	15.7	22.9	18.3	23.9	29.4	21.8	21.2	22.0	18.5	15.8	31.3	34.6
MISSING	2.9	2.4	3.6	2.6	1.8	13.7	3.4	1.5	2.9	1.7	3.2	3.1	1.5	1.6	2.0	1.9
MULTIPLE RESP	0.1	0.0	0.2	0.0	0.0	0.0	0.1	0.0	0.0	0.0	0.1	0.1	0.0	0.0	0.2	0.0
TOTAL PERCENT	100.0	100.0	100.0	100.0	100.0	100.0	100.0	100.0	100.0	100.0	100.0	100.0	100.0	100.0	100.0	100.0

N (Weighted)	A:66045	18938	B:25985	53560	5438	C:1652	43108	34892	5331	D:22534	62449	E:69852	15091	F:52281	25880	5088
N (Unwtd)	A:1355	427	B:569	1090	123	C:30	823	739	190	D:489	1293	E:1464	318	F:1105	539	102
Nmiss (Wtd)	A:N/A		B:N/A			C:N/A				D:N/A		E:N/A		F:1734		
Nmiss(Unwtd)	A:N/A		B:N/A			C:N/A				D:N/A		E:N/A		F:36		

Gender was determined from Q92. Educational status was determined from Q95.
Married = "Married for the first time" and "Remarried;" Not Married = "Single, never married;" and Other = "Legally separated," "Divorced" and "Widowed" (Q97).
Prior service = Respondents who served on active duty in any U.S. military component (Q5). No prior service = All others.
Duty-qualified = Respondents who were awarded the MOS for their current duty position (Q28). Not duty-qualified = All others.
Stay in USAR="Stay to retire"/"Stay beyond oblig.;" Leave at End="Leave after oblig.;" Leave Prior="Leave prior to oblig" (Q84).

1989 Survey of USAR TPU Soldiers
Junior Enlisted Stayers Tabulation Volume

Q90A JR SM ATTRITE:OFFICERS DON'T CARE

	A1 MALE	A2 FEMALE	B1 MARRI-ED	B2 NOT MARRI-ED	B3 OTHER	C1 <THAN HI SCH	C2 HIGH SCHOOL	C3 <THAN COLL	C4 BACH & UP	D1 PRIOR SRV	D2 NO PRIOR SRV	E1 DUTY QUAL	E2 NOT DUTY QUAL	F1 STAY IN USAR	F2 LEAVE AT END	F3 LEAVE PRIOR
1:CONTR GRT DEAL	1.1	1.9	1.9	0.9	1.7	0.0	0.5	2.0	2.5	1.9	1.0	1.2	1.3	1.7	0.5	0.9
2:CONTR SOMEWHAT	3.2	5.6	5.1	2.9	6.3	0.0	2.5	4.6	10.2	5.3	3.2	3.6	4.3	4.7	2.8	0.0
3:DOES NOT CONTR	1.5	1.4	2.0	1.0	3.9	0.5	0.9	1.7	4.9	2.1	1.3	1.6	0.9	2.2	0.2	1.3
MISSING	0.3	1.4	0.6	0.5	0.8	0.0	0.3	1.0	0.3	0.6	0.6	0.6	0.5	0.5	0.3	2.2
MULTIPLE RESP	0.1	0.0	0.2	0.0	0.0	0.0	0.0	0.2	0.0	0.3	0.0	0.1	0.0	0.0	0.2	0.0
N/A	36.5	39.9	37.6	37.2	36.1	31.4	38.8	36.7	29.8	42.9	35.2	36.4	41.1	39.2	34.4	37.1
VALID SKIP	57.3	49.8	52.6	57.5	51.2	68.1	57.0	53.9	52.1	47.0	58.7	56.4	51.9	51.7	61.6	58.6
TOTAL PERCENT	100.0	100.0	100.0	100.0	100.0	100.0	100.0	100.0	100.0	100.0	100.0	100.0	100.0	100.0	100.0	100.0

N (Weighted)	A:66045	18938	B:25985	53560	5438	C:1652	43108	34892	5331	D:22534	62449	E:69892	15091	F:52281	25880	5088
N (Unwtd)	A:1355	427	B:569	1090	123	C:30	823	739	190	D:489	1293	E:1464	318	F:1105	539	102
Nmiss (Wtd)	A:N/A		B:N/A			C:N/A				D:N/A		E:N/A		F:1734		
Nmiss(Unwtd)	A:N/A		B:N/A			C:N/A				D:N/A		E:N/A		F:36		

Gender was determined from Q92. Educational status was determined from Q95.
Married = "Married for the first time" and "Remarried;" Not Married = "Single, never married;" and Other = "Legally separated," "Divorced" and "Widowed" (Q97).
Prior service = Respondents who served on active duty in any U.S. military component (Q5). No prior service = All others.
Duty-qualified = Respondents who were awarded the MOS for their current duty position (Q28). Not duty-qualified = All others.
Stay in USAR="Stay to retire"/"Stay beyond oblig.;" Leave at End="Leave after oblig.;" Leave Prior="Leave prior to oblig" (Q84).

1989 Survey of USAR TPU Soldiers
Junior Enlisted Stayers Tabulation Volume

Q90B JR SM ATTRITE:WANT BETTER CIVIL JOB

	A1 MALE	A2 FEMALE	B1 MARRI-ED	B2 NOT MARRI-ED	B3 OTHER	C1 <THAN HI SCH	C2 HIGH SCHOOL	C3 <THAN COLL	C4 BACH & UP	D1 PRIOR SRV	D2 NO PRIOR SRV	E1 DUTY QUAL	E2 NOT DUTY QUAL	F1 STAY IN USAR	F2 LEAVE AT END	F3 LEAVE PRIOR
1:CONTR GRT DEAL	1.8	2.4	2.3	1.6	2.7	0.5	0.8	2.8	5.1	3.3	1.4	1.9	1.9	2.5	1.1	0.9
2:CONTR SOMEWHAT	3.0	5.3	5.2	2.4	7.1	0.0	2.2	4.5	9.3	4.6	3.2	3.5	4.0	4.5	2.5	0.9
3:DOES NOT CONTR	1.1	1.2	1.8	0.7	2.0	0.0	0.9	1.1	3.3	1.7	0.9	1.2	0.6	1.7	0.1	0.4
MISSING	0.3	1.4	0.6	0.5	0.8	0.0	0.3	1.0	0.3	0.6	0.6	0.6	0.5	0.5	0.3	2.2
N/A	36.5	39.9	37.6	37.2	36.1	31.4	38.8	36.7	29.8	42.9	35.2	36.4	41.1	39.2	34.4	37.1
VALID SKIP	57.3	49.8	52.6	57.5	51.2	68.1	57.0	53.9	52.1	47.0	58.7	56.4	51.9	51.7	61.6	58.6
TOTAL PERCENT	100.0	100.0	100.0	100.0	100.0	100.0	100.0	100.0	100.0	100.0	100.0	100.0	100.0	100.0	100.0	100.0

N (Weighted)	A:66045	18938	B:25985	53560	5438	C:1652	43108	34892	5331	D:22534	62449	E:69892	15091	F:52281	25880	5088
N (Unwtd)	A:1355	427	B:569	1090	123	C:30	823	739	190	D:489	1293	E:1464	318	F:1105	539	102
Nmiss (Wtd)	A:N/A		B:N/A			C:N/A				D:N/A		E:N/A		F:1734		
Nmiss(Unwtd)	A:N/A		B:N/A			C:N/A				D:N/A		E:N/A		F:36		

Gender was determined from Q92. Educational status was determined from Q95.
Married = "Married for the first time" and "Remarried;" Not Married = "Single, never married;" and Other = "Legally separated," "Divorced" and "Widowed" (Q97).
Prior service = Respondents who served on active duty in any U.S. military component (Q5). No prior service = All others.
Duty-qualified = Respondents who were awarded the MOS for their current duty position (Q28). Not duty-qualified = All others.
Stay in USAR="Stay to retire"/"Stay beyond oblig.;" Leave at End="Leave after oblig.;" Leave Prior="Leave prior to oblig" (Q84).

1989 Survey of USAR TPU Soldiers
Junior Enlisted Stayers Tabulation Volume

Q90C JR SM ATTRITE:FAIL TO GET PROMOTED

	A1 MALE	A2 FEMALE	B1 MARRI-ED	B2 NOT MARRI-ED	B3 OTHER	C1 <THAN HI SCH	C2 HIGH SCHOOL	C3 <THAN COLL	C4 BACH & UP	D1 PRIOR SRV	D2 NO PRIOR SRV	E1 DUTY QUAL	E2 NOT DUTY QUAL	F1 STAY IN USAR	F2 LEAVE AT END	F3 LEAVE PRIOR
1:CONTR GRT DEAL	3.0	5.0	4.8	2.6	5.5	0.0	2.0	4.6	8.9	5.2	2.8	3.5	3.3	4.6	1.9	0.9
2:CONTR SOMEWHAT	2.4	3.5	3.8	1.9	5.4	0.5	1.8	3.1	7.5	3.6	2.4	2.6	2.9	3.4	1.5	2.0
3:DOES NOT CONTR	0.4	0.4	0.7	0.2	1.0	0.0	0.2	0.6	1.3	0.8	0.3	0.5	0.0	0.5	0.4	0.4
MISSING	0.3	1.3	0.6	0.5	0.8	0.0	0.1	1.1	0.3	0.6	0.6	0.5	0.8	0.6	0.3	1.1
N/A	36.5	39.9	37.6	37.2	36.1	31.4	38.8	36.7	29.8	42.9	35.2	36.4	41.1	39.2	34.4	37.1
VALID SKIP	57.3	49.8	52.6	57.5	51.2	68.1	57.0	53.9	52.1	47.0	58.7	56.4	51.9	51.7	61.6	58.6
TOTAL PERCENT	100.0	100.0	100.0	100.0	100.0	100.0	100.0	100.0	100.0	100.0	100.0	100.0	100.0	100.0	100.0	100.0

N (Weighted)	A:66045	18938	B:25985	53560	5438	C:1652	43108	34892	5331	D:22534	62449	E:69892	15091	F:52281	25880	5088
N (Unwtd)	A:1355	427	B:569	1090	123	C:30	823	739	190	D:489	1293	E:1464	318	F:1105	539	102
Nmiss (Wtd)	A:N/A		B:N/A			C:N/A				D:N/A		E:N/A		F:1734		
Nmiss(Unwtd)	A:N/A		B:N/A			C:N/A				D:N/A		E:N/A		F:36		

Gender was determined from Q92. Educational status was determined from Q95.
Married = "Married for the first time" and "Remarried;" Not Married = "Single, never married;" and Other = "Legally separated," "Divorced" and "Widowed" (Q97).
Prior service = Respondents who served on active duty in any U.S. military component (Q5). No prior service = All others.
Duty-qualified = Respondents who were awarded the MOS for their current duty position (Q28). Not duty-qualified = All others.
Stay in USAR="Stay to retire"/"Stay beyond oblig.;" Leave at End="Leave after oblig.;" Leave Prior="Leave prior to oblig" (Q84).

1989 Survey of USAR TPU Soldiers
Junior Enlisted Stayers Tabulation Volume

Q90D JR SM ATTRITE:LACK EMPLOYER SUPPORT

	A1 MALE	A2 FEMALE	B1 MARRI-ED	B2 NOT MARRI-ED	B3 OTHER	C1 <THAN HI SCH	C2 HIGH SCHOOL	C3 <THAN COLL	C4 BACH & UP	D1 PRIOR SRV	D2 NO PRIOR SRV	E1 DUTY QUAL	E2 NOT DUTY QUAL	F1 STAY IN USAR	F2 LEAVE AT END	F3 LEAVE PRIOR
1:CONTR GRT DEAL	1.3	2.9	2.9	1.0	1.4	0.0	1.3	1.7	4.6	2.5	1.3	1.7	1.4	2.2	0.9	0.0
2:CONTR SOMEWHAT	3.6	4.2	5.4	2.7	6.1	0.0	2.2	4.6	11.3	5.4	3.2	3.8	3.6	5.0	2.1	0.0
3:DOES NOT CONTR	0.8	1.7	0.7	0.9	4.2	0.5	0.4	1.8	1.7	1.5	0.9	1.0	1.4	1.4	0.4	1.3
MISSING	0.5	1.4	0.8	0.6	1.0	0.0	0.3	1.3	0.5	0.8	0.7	0.7	0.6	0.6	0.6	3.1
N/A	36.5	39.9	37.6	37.2	36.1	31.4	38.8	36.7	29.8	42.9	35.2	36.4	41.1	39.2	34.4	37.1
VALID SKIP	57.3	49.8	52.6	57.5	51.2	68.1	57.0	53.9	52.1	47.0	58.7	56.4	51.9	51.7	61.6	58.6
TOTAL PERCENT	100.0	100.0	100.0	100.0	100.0	100.0	100.0	100.0	100.0	100.0	100.0	100.0	100.0	100.0	100.0	100.0

N (Weighted)	A:66045	18938	B:25985	53560	5438	C:1652	43108	34892	5331	D:22534	62449	E:69892	15091	F:52281	25880	5088
N (Unwtd)	A:1355	427	B:569	1090	123	C:30	823	739	190	D:489	1293	E:1464	318	F:1105	539	102
Nmiss (Wtd)	A:N/A		B:N/A			C:N/A				D:N/A		E:N/A		F:1734		
Nmiss(Unwtd)	A:N/A		B:N/A			C:N/A				D:N/A		E:N/A		F:36		

Gender was determined from Q92. Educational status was determined from Q95.
Married = "Married for the first time" and "Remarried;" Not Married = "Single, never married;" and Other = "Legally separated," "Divorced" and "Widowed" (Q97).
Prior service = Respondents who served on active duty in any U.S. military component (Q5). No prior service = All others.
Duty-qualified = Respondents who were awarded the MOS for their current duty position (Q28). Not duty-qualified = All others.
Stay in USAR="Stay to retire"/"Stay beyond oblig.;" Leave at End="Leave after oblig.;" Leave Prior="Leave prior to oblig" (Q84).

1989 Survey of USAR TPU Soldiers
Junior Enlisted Stayers Tabulation Volume

Q90E JR SM ATTRITE:LACK SPOUSE SUPPORT

	A1 MALE	A2 FEMALE	B1 MARRI-ED	B2 NOT MARRI-ED	B3 OTHER	C1 <THAN HI SCH	C2 HIGH SCHOOL	C3 <THAN COLL	C4 BACH & UP	D1 PRIOR SRV	D2 NO PRIOR SRV	E1 DUTY QUAL	E2 NOT DUTY QUAL	F1 STAY IN USAR	F2 LEAVE AT END	F3 LEAVE PRIOR
1:CONTR GRT DEAL	1.4	2.0	2.7	0.9	2.6	0.5	1.4	1.8	1.1	2.3	1.3	1.6	1.4	2.1	0.8	0.0
2:CONTR SOMEWHAT	3.5	5.5	5.1	3.0	7.3	0.0	2.2	4.8	13.8	5.6	3.3	4.0	3.6	5.1	2.2	2.0
3:DOES NOT CONTR	0.8	1.7	1.1	0.9	1.9	0.0	0.5	1.7	1.5	1.5	0.8	0.9	1.5	1.3	0.7	0.4
MISSING	0.5	1.1	0.9	0.5	0.8	0.0	0.1	1.1	1.7	0.8	0.6	0.7	0.5	0.7	0.3	2.0
N/A	36.5	39.9	37.6	37.2	36.1	31.4	38.8	36.7	29.8	42.9	35.2	36.4	41.1	39.2	34.4	37.1
VALID SKIP	57.3	49.8	52.6	57.5	51.2	68.1	57.0	53.9	52.1	47.0	58.7	56.4	51.9	51.7	61.6	58.6
TOTAL PERCENT	100.0	100.0	100.0	100.0	100.0	100.0	100.0	100.0	100.0	100.0	100.0	100.0	100.0	100.0	100.0	100.0

N (Weighted)	A:66045	18938	B:25985	53560	5438	C:1652	43108	34892	5331	D:22534	62449	E:69892	15091	F:52281	25880	5088
N (Unwtd)	A:1355	427	B:569	1090	123	C:30	823	739	190	D:489	1293	E:1464	318	F:1105	539	102
Nmiss (Wtd)	A:N/A		B:N/A			C:N/A				D:N/A		E:N/A		F:1734		
Nmiss(Unwtd)	A:N/A		B:N/A			C:N/A				D:N/A		E:N/A		F:36		

Gender was determined from Q92. Educational status was determined from Q95.
Married = "Married for the first time" and "Remarried;" Not Married = "Single, never married;" and Other = "Legally separated," "Divorced" and "Widowed" (Q97).
Prior service = Respondents who served on active duty in any U.S. military component (Q5). No prior service = All others.
Duty-qualified = Respondents who were awarded the MOS for their current duty position (Q28). Not duty-qualified = All others.
Stay in USAR="Stay to retire"/"Stay beyond oblig.;" Leave at End="Leave after oblig.;" Leave Prior="Leave prior to oblig" (Q84).

1989 Survey of USAR TPU Soldiers
Junior Enlisted Stayers Tabulation Volume

Q90F JR SM ATTRITE:POOR OFFICER LEADRSHP

	A1 MALE	A2 FEMALE	B1 MARRI-ED	B2 NOT MARRI-ED	B3 OTHER	C1 <THAN HI SCH	C2 HIGH SCHOOL	C3 <THAN COLL	C4 BACH & UP	D1 PRIOR SRV	D2 NO PRIOR SRV	E1 DUTY QUAL	E2 NOT DUTY QUAL	F1 STAY IN USAR	F2 LEAVE AT END	F3 LEAVE PRIOR
1:CONTR GRT DEAL	0.9	2.1	1.6	0.8	2.5	0.0	0.9	1.5	1.1	2.0	0.9	1.2	1.1	1.6	0.5	0.9
2:CONTR SOMEWHAT	3.5	5.2	5.3	2.9	6.5	0.5	2.1	4.9	12.3	5.5	3.3	3.9	3.5	5.0	2.3	1.1
3:DOES NOT CONTR	1.4	1.7	2.2	0.9	2.8	0.0	0.9	1.7	4.3	2.2	1.2	1.4	1.6	1.9	0.7	1.3
MISSING	0.5	1.3	0.8	0.6	0.8	0.0	0.3	1.3	0.3	0.6	0.7	0.6	0.8	0.7	0.6	1.1
N/A	36.5	39.9	37.6	37.2	36.1	31.4	38.8	36.7	29.8	42.9	35.2	36.4	41.1	39.2	34.4	37.1
VALID SKIP	57.3	49.8	52.6	57.5	51.2	68.1	57.0	53.9	52.1	47.0	58.7	56.4	51.9	51.7	61.6	58.6
TOTAL PERCENT	100.0	100.0	100.0	100.0	100.0	100.0	100.0	100.0	100.0	100.0	100.0	100.0	100.0	100.0	100.0	100.0

N (Weighted)	A	66045	18938	B:25985	53560	5438	C:1652	43108	34892	5331	D:22534	62449	E:69892	15091	F:52281	25880	5088
N (Unwtd)	A	1355	427	B:569	1090	123	C:30	823	739	190	D:489	1293	E:1464	318	F:1105	539	102
Miss (Wtd)	A	N/A		B:N/A			C:N/A				D:N/A		E:N/A		F:1734		
Miss(Unwtd)	A	N/A		B:N/A			C:N/A				D:N/A		E:N/A		F:36		

Gender was determined from Q92. Educational status was determined from Q95.
Married = "Married for the first time" and "Remarried;" Not Married = "Single, never married;" and Other = "Legally separated," "Divorced" and "Widowed" (Q97).
Prior service = Respondents who served on active duty in any U.S. military component (Q5). No prior service = All others.
Duty-qualified = Respondents who were awarded the MOS for their current duty position (Q28). Not duty-qualified = All others.
Stay in USAR="Stay to retire"/"Stay beyond oblig.;" Leave at End="Leave after oblig.;" Leave Prior="Leave prior to oblig" (Q84).

1989 Survey of USAR TPU Soldiers
Junior Enlisted Stayers Tabulation Volume

Q90G JR SM ATTRITE:POOR NCO LEADERSHIP

	A1 MALE	A2 FEMALE	B1 MARRI-ED	B2 NOT MARRI-ED	B3 OTHER	C1 <THAN HI SCH	C2 HIGH SCHOOL	C3 <THAN COLL	C4 BACH & UP	D1 PRIOR SRV	D2 NO PRIOR SRV	E1 DUTY QUAL	E2 NOT DUTY QUAL	F1 STAY IN USAR	F2 LEAVE AT END	F3 LEAVE PRIOR
1 CONTR GRT DEAL	1.3	2.5	2.2	1.1	3.2	0.0	0.9	2.3	3.0	2.3	1.3	1.6	1.4	2.1	1.1	0.0
2 CONTR SOMEWHAT	2.9	5.6	5.1	2.5	5.8	0.0	1.7	4.6	11.7	4.9	3.0	3.4	3.7	4.3	2.1	3.3
3 DOES NOT CONTR	1.6	1.1	1.9	1.1	2.9	0.5	1.3	1.6	3.0	2.3	1.2	1.6	1.1	2.2	0.5	0.0
MISSING	0.4	1.1	0.6	0.5	0.8	0.0	0.3	1.0	0.3	0.6	0.6	0.5	0.8	0.6	0.3	1.1
N/A	36.5	39.9	37.6	37.2	36.1	31.4	38.8	36.7	29.8	42.9	35.2	36.4	41.1	39.2	34.4	37.1
VALID SKIP	57.3	49.8	52.6	57.5	51.2	68.1	57.0	53.9	52.1	47.0	58.7	56.4	51.9	51.7	61.6	58.6
TOTAL PERCENT	100.0	100.0	100.0	100.0	100.0	100.0	100.0	100.0	100.0	100.0	100.0	100.0	100.0	100.0	100.0	100.0

N (Weighted)	A:66045	18938	B:25985	53560	5438	C:1652	43108	34892	5331	D:22534	62449	E:69892	15091	F:52281	25880	5088
N (Unwtd)	A:1355	427	B:569	1090	123	C:30	823	739	190	D:489	1293	E:1464	318	F:1105	539	102
Nmiss (Wtd)	A:N/A		B:N/A			C:N/A				D:N/A		E:N/A		F:1734		
Nmiss(Unwtd)	A:N/A		B:N/A			C:N/A				D:N/A		E:N/A		F:36		

Gender was determined from Q92. Educational status was determined from Q95.
Married = "Married for the first time" and "Remarried;" Not Married = "Single, never married;" and Other = "Legally separated," "Divorced" and "Widowed" (Q97).
Prior service = Respondents who served on active duty in any U.S. military component (Q5). No prior service = All others.
Duty qualified = Respondents who were awarded the MOS for their current duty position (Q28). Not duty-qualified = All others.
Stay in USAR="Stay to retire"/"Stay beyond oblig.;" Leave at End="Leave after oblig.;" Leave Prior="Leave prior to oblig" (Q84).

1989 Survey of USAR TPU Soldiers
Junior Enlisted Stayers Tabulation Volume

Q90H JR SM ATTRITE:PAY IS TOO LOW

	A1 MALE	A2 FEMALE	B1 MARRI-ED	B2 NOT MARRI-ED	B3 OTHER	C1 <THAN HI SCH	C2 HIGH SCHOOL	C3 <THAN COLL	C4 BACH & UP	D1 PRIOR SRV	D2 NO PRIOR SRV	E1 DUTY QUAL	E2 NOT DUTY QUAL	F1 STAY IN USAR	F2 LEAVE AT END	F3 LEAVE PRIOR
1:CONTR GRT DEAL	2.3	3.2	4.1	1.7	2.9	0.5	1.1	3.7	6.5	3.4	2.1	2.4	2.7	3.2	1.7	0.4
2:CONTR SOMEWHAT	2.4	4.5	3.9	1.8	8.1	0.0	2.4	2.7	8.5	4.5	2.3	3.0	2.3	3.6	1.4	2.9
3:DOES NOT CONTR	1.2	1.5	1.2	1.3	0.9	0.0	0.4	2.1	2.7	1.7	1.1	1.2	1.6	1.7	0.6	0.0
MISSING	0.4	1.1	0.6	0.5	0.8	0.0	0.3	1.0	0.3	0.6	0.5	0.6	0.5	0.6	0.3	1.1
N/A	36.5	39.9	37.6	37.2	36.1	31.4	38.8	36.7	29.8	42.9	35.2	36.4	41.1	39.2	34.4	37.1
VALID SKIP	57.3	49.8	52.6	57.5	51.2	68.1	57.0	53.9	52.1	47.0	58.7	56.4	51.9	51.7	61.6	58.6
TOTAL PERCENT	100.0	100.0	100.0	100.0	100.0	100.0	100.0	100.0	100.0	100.0	100.0	100.0	100.0	100.0	100.0	100.0

N (Weighted)	A:66045	18938	B:25985	53560	5438	C:1652	43108	34892	5331	D:22534	62449	E:69892	15091	F:52281	25880	5088
N (Unwtd)	A:1355	427	B:569	1090	123	C:30	823	739	190	D:489	1293	E:1464	318	F:1105	539	102
Nmiss (Wtd)	A:N/A		B:N/A			C:N/A				D:N/A		E:N/A		F:1734		
Nmiss(Unwtd)	A:N/A		B:N/A			C:N/A				D:N/A		E:N/A		F:36		

Gender was determined from Q92. Educational status was determined from Q95.
Married = "Married for the first time" and "Remarried;" Not Married = "Single, never married;" and Other = "Legally separated," "Divorced" and "Widowed" (Q97).
Prior service = Respondents who served on active duty in any U.S. military component (Q5). No prior service = All others.
Duty-qualified = Respondents who were awarded the MOS for their current duty position (Q28). Not duty-qualified = All others.
Stay in USAR="Stay to retire"/"Stay beyond oblig.;" Leave at End="Leave after oblig.;" Leave Prior="Leave prior to oblig" (Q84).

1983 Survey of USAR TPU Soldiers
Junior Enlisted Stayers Tabulation Volume

Q90I JR SM ATTRITE:O CREDIT FOR GOOD JOB

	A1 MALE	A2 FEMALE	B1 MARRI-ED	B2 NOT MARRI-ED	B3 OTHER	C1 <THAN HI SCH	C2 HIGH SCHOOL	C3 <THAN COLL	C4 BACH & UP	D1 PRIOR SRV	D2 NO PRIOR SRV	E1 DUTY QUAL	E2 NOT DUTY QUAL	F1 STAY IN USAR	F2 LEAVE AT END	F3 LEAVE PRIOR
1:CONTR GRT DEAL	2.5	4.0	4.5	1.8	4.9	0.0	1.5	4.2	5.1	4.1	2.3	2.7	3.2	3.6	1.8	0.9
2:CONTR SOMEWHAT	2.4	4.2	3.2	2.3	5.2	0.5	1.7	3.3	8.7	3.6	2.5	2.6	3.3	3.6	1.5	2.0
3 DOES NOT CONTR	1.0	1.1	1.7	0.6	1.8	0.0	0.7	0.9	3.9	1.8	0.7	1.2	0.1	1.4	0.4	0.4
MISSING	0.4	1.1	0.6	0.5	0.8	0.0	0.3	1.0	0.3	0.6	0.5	0.6	0.5	0.6	0.3	1.1
N/A	36.5	39.9	37.6	37.2	36.1	31.4	38.8	36.7	29.8	42.9	35.2	36.4	41.1	39.2	34.4	37.1
VALID SKIP	57.3	49.8	52.6	57.5	51.2	68.1	57.0	53.9	52.1	47.0	58.7	56.4	51.9	51.7	61.6	58.6
TOTAL PERCENT	100.0	100.0	100.0	100.0	100.0	100.0	100.0	100.0	100.0	100.0	100.0	100.0	100.0	100.0	100.0	100.0

N (Weighted)	A:66045	18938	B:25985	53560	5438	C:1652	43108	34892	5331	D:22534	62449	E:69892	15091	F:52281	25880	5088
N (Unwtd)	A:1355	427	B:569	1090	123	C:30	823	739	190	D:489	1293	E:1464	318	F:1105	539	102
Nmiss (Wtd)	A:N/A		B:N/A			C:N/A				D:N/A		E:N/A		F:1734		
Nmiss(Unwtd)	A:N/A		B:N/A			C:N/A				D:N/A		E:N/A		F:36		

Gender was determined from Q92. Educational status was determined from Q95.
Married = "Married for the first time" and "Remarried;" Not Married = "Single, never married;" and Other = "Legally separated," "Divorced" and "Widowed" (Q97).
Prior service = Respondents who served on active duty in any U.S. military component (Q5). No prior service = All others.
Duty-qualified = Respondents who were awarded the MOS for their current duty position (Q28). Not duty-qualified = All others.
Stay in USAR="Stay to retire"/"Stay beyond oblig.;" Leave at End="Leave after oblig.;" Leave Prior="Leave prior to oblig" (Q84).

1989 Survey of USAR TPU Soldiers
Junior Enlisted Stayers Tabulation Volume

Q90J JR SM ATTRITE:TOO MUCH FAMILY SEPAR

	A1 MALE	A2 FEMALE	B1 MARRI-ED	B2 NOT MARRI-ED	B3 OTHER	C1 <THAN HI SCH	C2 HIGH SCHOOL	C3 <THAN COLL	C4 BACH & UP	D1 PRIOR SRV	D2 NO PRIOR SRV	E1 DUTY QUAL	E2 NOT DUTY QUAL	F1 STAY IN USAR	F2 LEAVE AT END	F3 LEAVE PRIOR
1:CONTR GRT DEAL	1.2	2.2	2.2	0.9	2.2	0.5	1.2	1.7	1.4	1.7	1.3	1.4	1.3	1.8	0.8	0.9
2:CONTR SOMEWHAT	3.3	5.6	6.1	2.2	7.7	0.0	1.8	4.7	14.6	5.8	3.1	3.8	3.8	5.1	2.0	1.1
3:DOES NOT CONTR	1.4	1.4	1.0	1.5	1.9	0.0	1.0	1.9	1.6	2.0	1.2	1.4	1.5	1.8	0.9	0.4
MISSING	0.4	1.1	0.6	0.5	0.8	0.0	0.1	1.1	0.3	0.8	0.5	0.6	0.5	0.5	0.3	2.0
N/A	36.5	39.9	37.6	37.2	36.1	31.4	38.8	36.7	29.8	42.9	35.2	36.4	41.1	39.2	34.4	37.1
VALID SKIP	57.3	49.8	52.6	57.5	51.2	68.1	57.0	53.9	52.1	47.0	58.7	56.4	51.9	51.7	61.6	58.6
TOTAL PERCENT	100.0	100.0	100.0	100.0	100.0	100.0	100.0	100.0	100.0	100.0	100.0	100.0	100.0	100.0	100.0	100.0

N (Weighted)	A:66045	18938	B:25985	53560	5438	C:1652	43108	34892	5331	D:22534	62449	E:69892	15091	F:52281	25880	5088
N (Unwtd)	A:1355	427	B:569	1090	123	C:30	823	739	190	D:489	1293	E:1464	318	F:1105	539	102
Nmiss (Wtd)	A:N/A		B:N/A			C:N/A				D:N/A		E:N/A		F:1734		
Nmiss(Unwtd)	A:N/A		B:N/A			C:N/A				D:N/A		E:N/A		F:36		

Gender was determined from Q92. Educational status was determined from Q95.
Married = "Married for the first time" and "Remarried;" Not Married = "Single, never married;" and Other = "Legally separated," "Divorced" and "Widowed" (Q97).
Prior service = Respondents who served on active duty in any U.S. military component (Q5). No prior service = All others.
Duty-qualified = Respondents who were awarded the MOS for their current duty position (Q28). Not duty-qualified = All others.
Stay in USAR="Stay to retire"/"Stay beyond oblig.;" Leave at End="Leave after oblig.;" Leave Prior="Leave prior to oblig" (Q84).

1989 Survey of USAR TPU Soldiers
Junior Enlisted Stayers Tabulation Volume

Q90K JR SM ATTRITE:WANT SCHOOL/COLLEGE

	A1 MALE	A2 FEMALE	B1 MARRI-ED	B2 NOT MARRI-ED	B3 OTHER	C1 <THAN HI SCH	C2 HIGH SCHOOL	C3 <THAN COLL	C4 BACH & UP	D1 PRIOR SRV	D2 NO PRIOR SRV	E1 DUTY QUAL	E2 NOT DUTY QUAL	F1 STAY IN USAR	F2 LEAVE AT END	F3 LEAVE PRIOR
1:CONTR GRT DEAL	2.1	2.8	3.0	1.8	3.1	0.0	1.0	3.8	2.9	3.1	1.9	2.3	2.1	2.9	1.3	0.9
2:CONTR SOMEWHAT	2.7	4.6	4.8	2.1	5.4	0.0	2.6	2.6	12.0	4.3	2.7	3.1	3.3	4.2	1.7	1.1
3:DOES NOT CONTR	0.9	1.7	1.2	0.8	3.4	0.5	0.4	1.7	2.9	2.0	0.8	1.1	1.1	1.6	0.5	0.4
MISSING	0.5	1.1	0.8	0.5	0.8	0.0	0.1	1.3	0.3	0.8	0.6	0.6	0.5	0.5	0.6	2.0
N/A	36.5	39.9	37.6	37.2	36.1	31.4	38.8	36.7	29.8	42.9	35.2	36.4	41.1	39.2	34.4	37.1
VALID SKIP	57.3	49.8	52.6	57.5	51.2	68.1	57.0	53.9	52.1	47.0	58.7	56.4	51.9	51.7	61.6	58.6
TOTAL PERCENT	100.0	100.0	100.0	100.0	100.0	100.0	100.0	100.0	100.0	100.0	100.0	100.0	100.0	100.0	100.0	100.0

N (Weighted)	A:66045	18938	B:25985	53560	5438	C:1652	43108	34892	5331	D:22534	62449	E:69892	15091	F:52281	25880	5088
N (Unwtd)	A:1355	427	B:569	1090	123	C:30	823	739	190	D:489	1293	E:1464	318	F:1105	539	102
Nmiss (Wtd)	A:N/A		B:N/A			C:N/A				D:N/A		E:N/A		F:1734		
Nmiss(Unwtd)	A:N/A		B:N/A			C:N/A				D:N/A		E:N/A		F:36		

Gender was determined from Q92. Educational status was determined from Q95.
Married = "Married for the first time" and "Remarried;" Not Married = "Single, never married;" and Other = "Legally separated," "Divorced" and "Widowed" (Q97).
Prior service = Respondents who served on active duty in any U.S. military component (Q5). No prior service = All others.
Duty-qualified = Respondents who were awarded the MOS for their current duty position (Q28). Not duty-qualified = All others.
Stay in USAR="Stay to retire"/"Stay beyond oblig." Leave at End="Leave after oblig.;" Leave Prior="Leave prior to oblig" (Q84).

1989 Survey of USAR TPU Soldiers
Junior Enlisted Stayers Tabulation Volume

Q90L JR SM ATTRITE:CAN'T GET TRNG WANTED

	A1 MALE	A2 FEMALE	B1 MARRI-ED	B2 NOT MARRI-ED	B3 OTHER	C1 <THAN HI SCH	C2 HIGH SCHOOL	C3 <THAN COLL	C4 BACH & UP	D1 PRIOR SRV	D2 NO PRIOR SRV	E1 DUTY QUAL	E2 NOT DUTY QUAL	F1 STAY IN USAR	F2 LEAVE AT END	F3 LEAVE PRIOR
1:CONTR GRT DEAL	1.9	3.3	2.9	1.8	2.9	0.0	0.9	3.9	1.8	3.0	1.9	2.2	2.2	3.0	1.1	0.0
2:CONTR SOMEWHAT	3.0	4.5	4.7	2.4	6.6	0.5	2.1	3.7	12.5	4.9	2.8	3.3	3.4	4.1	2.1	2.9
3:DOES NOT CONTR	1.0	1.8	2.0	0.6	2.4	0.0	1.0	1.0	3.5	1.9	0.9	1.2	1.0	1.6	0.5	0.4
MISSING	0.3	0.7	0.3	0.4	0.8	0.0	0.1	0.8	0.3	0.3	0.5	0.4	0.5	0.4	0.3	1.1
N/A	36.5	39.9	37 6	37.2	36.1	31.4	38.8	36.7	29.8	42.9	35.2	36.4	41.1	39.2	34.4	37.1
VALID SKIP	57.3	49.8	52.6	57.5	51.2	68.1	57.0	53 9	52.1	47.0	58.7	56.4	51.9	51.7	61.6	58.6
TOTAL PERCENT	100.0	100.0	100.0	100.0	100.0	100.0	100.0	100.0	100.0	100.0	100.0	100.0	100.0	100.0	100.0	100.0

N (Weighted)	A:66045	18938	B:25985	53560	5438	C:1652	43108	34892	5331	D:22534	62449	E:69892	15091	F:52281	25880	5088
N (Unwtd)	A:1355	427	B:569	1090	123	C:30	823	739	190	D:489	1293	E:1464	318	F:1105	539	102
Nmiss (Wtd)	A:N/A		B:N/A			C:N/A				D:N/A		E:N/A		F:1734		
Nmiss(Unwtd)	A:N/A		B:N/A			C:N/A				D:N/A		E:N/A		F:36		

Gender was determined from Q92. Education1 status was determined from Q95.
Married = "Married for the first time" and "Remarried;" Not Married = "Single, never married;" and Other = "Legally separated," "Divorced" and "Widowed" (Q97).
Prior service = Respondents who served on active duty in any U.S. military component (Q5). No prior service = All others.
Duty-qualified = Respondents who were awarded the MOS for their current duty position (Q28). Not duty-qualified = All others.
Stay in USAR="Stay to retire"/"Stay beyond oblig.;" Leave at End="Leave after oblig.;" Leave Prior="Leave prior to oblig" (Q84).

1989 Survey of USAR TPU Soldiers
Junior Enlisted Stayers Tabulation Volume

Q90M JR SM ATTRITE:TOO MANY MILIT RULES

	A1 MALE	A2 FEMALE	B1 MARRI-ED	B2 NOT MARRI-ED	B3 OTHER	C1 <THAN HI SCH	C2 HIGH SCHOOL	C3 <THAN COLL	C4 BACH & UP	D1 PRIOR SRV	D2 NO PRIOR SRV	E1 DUTY QUAL	E2 NOT DUTY QUAL	F1 STAY IN USAR	F2 LEAVE AT END	F3 LEAVE PRIOR
1:CONTR GRT DEAL	1.5	1.8	2.5	1.1	1.9	0.0	0.7	2.4	3.8	2.4	1.3	1.5	2.2	1.9	1.2	0.9
2:CONTR SOMEWHAT	2.8	5.6	5.0	2.4	6.2	0.0	2.5	3.5	10.9	5.0	2.8	3.6	2.4	4.3	2.2	1.5
3:DOES NOT CONTR	1.6	2.1	2.1	1.3	3.7	0.5	0.8	2.7	3.0	2.4	1.4	1.7	1.9	2.5	0.3	0.9
MISSING	0.4	0.7	0.4	0.4	0.8	0.0	0.1	0.8	0.3	0.4	0.5	0.4	0.5	0.4	0.3	1.1
N/A	36.5	39.9	37.6	37.2	36.1	31.4	38.8	36.7	29.8	42.9	35.2	36.4	41.1	39.2	34.4	37.1
VALID SKIP	57.3	49.8	52.6	57.5	51.2	68.1	57.0	53.9	52.1	47.0	58.7	56.4	51.9	51.7	61.6	58.6
TOTAL PERCENT	100.0	100.0	100.0	100.0	100.0	100.0	100.0	100.0	100.0	100.0	100.0	100.0	100.0	100.0	100.0	100.0

N (Weighted)	A:66045	18938	B:25985	53560	5438	C:1652	43108	34892	5331	D:22534	62449	E:69892	15091	F:52281	25880	5088
N (Unwtd)	A:1355	427	B:569	1090	123	C:30	823	739	190	D:489	1293	E:1464	318	F:1105	539	102
Nmiss (Wtd)	A:N/A		B:N/A			C:N/A				D:N/A		E:N/A		F:1734		
Nmiss(Unwtd)	A:N/A		B:N/A			C:N/A				D:N/A		E:N/A		F:36		

Gender was determined from Q92. Educational status was determined from Q95.
Married = "Married for the first time" and "Remarried;" Not Married = "Single, never married;" and Other = "Legally separated," "Divorced" and "Widowed" (Q97).
Prior service = Respondents who served on active duty in any U.S. military component (Q5). No prior service = All others.
Duty-qualified = Respondents who were awarded the MOS for their current duty position (Q28). Not duty-qualified = All others.
Stay in USAR="Stay to retire"/"Stay beyond oblig.;" Leave at End="Leave after oblig.;" Leave Prior="Leave prior to oblig" (Q84).

1989 Survey of USAR TPU Soldiers
Junior Enlisted Stayers Tabulation Volume

Q90N JR SM ATTRITE:LACK CHALLENGING WORK

	A1 MALE	A2 FEMALE	B1 MARRI-ED	B2 NOT MARRI-ED	B3 OTHER	C1 <THAN HI SCH	C2 HIGH SCHOOL	C3 <THAN COLL	C4 BACH & UP	D1 PRIOR SRV	D2 NO PRIOR SRV	E1 DUTY QUAL	E2 NOT DUTY QUAL	F1 STAY IN USAR	F2 LEAVE AT END	F3 LEAVE PRIOR
1:CONTR GRT DEAL	1.4	3.1	2.6	1.2	3.0	0.5	0.6	2.6	5.8	2.7	1.4	1.8	1.5	2.1	1.6	0.0
2:CONTR SOMEWHAT	3.1	5.3	4.9	2.6	6.9	0.0	2.5	4.4	8.0	5.0	3.1	3.4	4.3	4.8	1.6	2.0
3:DOES NOT CONTR	1.5	0.8	2.0	0.9	1.9	0.0	1.0	1.4	3.9	1.8	1.1	1.4	0.7	1.8	0.5	1.3
MISSING	0.3	1.1	0.4	0.4	0.8	0.0	0.0	1.0	0.3	0.6	0.4	0.4	0.5	0.4	0.3	1.1
N/A	36.5	39.9	37.6	37.2	36.1	31.4	38.8	36.7	29.8	42.9	35.2	36.4	41.1	39.2	34.4	37.1
VALID SKIP	57.3	49.8	52.6	57.5	51.2	68.1	57.0	53.9	52.1	47.0	58.7	56.4	51.9	51.7	61.6	58.6
TOTAL PERCENT	100.0	100.0	100.0	100.0	100.0	100.0	100.0	100.0	100.0	100.0	100.0	100.0	100.0	100.0	100.0	100.0

N (Weighted)	A:66045	18938	B:25985	53560	5438	C:1652	43108	34892	5331	D:22534	62449	E:69892	15091	F:52281	25880	5088
N (Unwtd)	A:1355	427	B:569	1090	123	C:30	823	739	190	D:489	1293	E:1464	318	F:1105	539	102
Nmiss (Wtd)	A:N/A		B:N/A			C:N/A				D:N/A		E:N/A		F:1734		
Nmiss(Unwtd)	A:N/A		B:N/A			C:N/A				D:N/A		E:N/A		F:36		

Gender was determined from Q92. Educational status was determined from Q95.
Married = "Married for the first time" and "Remarried;" Not Married = "Single, never married;" and Other = "Legally separated," "Divorced" and "Widowed" (Q97).
Prior service = Respondents who served on active duty in any U.S. military component (Q5). No prior service = All others.
Duty-qualified = Respondents who were awarded the MOS for their current duty position (Q28). Not duty-qualified = All others.
Stay in USAR="Stay to retire"/"Stay beyond oblig.;" Leave at End="Leave after oblig.;" Leave Prior="Leave prior to oblig" (Q84).

1989 Survey of USAR TPU Soldiers
Junior Enlisted Stayers Tabulation Volume

Q900 JR SM ATTRITE:NOT TREATED FAIRLY

	A1 MALE	A2 FEMALE	B1 MARRI-ED	B2 NOT MARRI-ED	B3 OTHER	C1 <THAN HI SCH	C2 HIGH SCHOOL	C3 <THAN COLL	C4 BACH & UP	D1 PRIOR SRV	D2 NO PRIOR SRV	E1 DUTY QUAL	E2 NOT DUTY QUAL	F1 STAY IN USAR	F2 LEAVE AT END	F3 LEAVE PRIOR
1:CONTR GRT DEAL	1.1	3.0	2.2	1.2	1.7	0.0	0.7	2.1	4.9	2.6	1.2	1.6	1.1	1.9	1.1	0.4
2:CONTR SOMEWHAT	3.6	4.7	5.4	2.9	4.9	0.5	2.4	5.0	8.4	4.9	3.4	3.9	3.5	4.8	2.3	2.0
3:DOES NOT CONTR	1.2	1.5	1.7	0.7	5.3	0.0	1.0	1.3	4.5	2.1	1.0	1.2	1.9	1.9	0.3	0.9
MISSING	0.3	1.1	0.6	0.4	0.8	0.0	0.1	1.0	0.3	0.6	0.5	0.5	0.5	0.5	0.3	1.1
N/A	36.5	39.9	37.6	37.2	36.1	31.4	38.8	36.7	29.8	42.9	35.2	36.4	41.1	39.2	34.4	37.1
VALID SKIP	57.3	49.8	52.6	57.5	51.2	68.1	57.0	53.9	52.1	47.0	58.7	56.4	51.9	51.7	61.6	58.6
TOTAL PERCENT	100.0	100.0	100.0	100.0	100.0	100.0	100.0	100.0	100.0	100.0	100.0	100.0	100.0	100.0	100.0	100.0

N (Weighted)	A:66045	18938	B:25985	53560	5438	C:1652	43108	34892	5331	D:22534	62449	E:69892	15091	F:52281	25880	5088
N (Unwtd)	A:1355	427	B:569	1090	123	C:30	823	739	190	D:489	1293	E:1464	318	F:1105	539	102
Nmiss (Wtc)	A:N/A		B:N/A			C:N/A				D:N/A		E:N/A		F:1734		
Nmiss(Unwtd)	A:N/A		B:N/A			C:N/A				D:N/A		E:N/A		F:36		

Gender was determined from Q92. Educational status was determined from Q95.
Married = "Married for the first time" and "Remarried;" Not Married = "Single, never married;" and Other = "Legally separated," "Divorced" and "Widowed" (Q97).
Prior service = Respondents who served on active duty in any U.S. military component (Q5). No prior service = All others.
Duty-qualified = Respondents who were awarded the MOS for their current duty position (Q28). Not duty-qualified = All others.
Stay in USAR="Stay to retire"/"Stay beyond oblig.;" Leave at End="Leave after oblig.;" Leave Prior="Leave prior to oblig" (Q84).

1989 Survey of USAR TPU Soldiers
Junior Enlisted Stayers Tabulation Volume

Q90P JR SM ATTRITE:NOT TREATED W/RESPECT

	A1 MALE	A2 FEMALE	B1 MARRI-ED	B2 NOT MARRI-ED	B3 OTHER	C1 <THAN HI SCH	C2 HIGH SCHOOL	C3 <THAN COLL	C4 BACH & UP	D1 PRIOR SRV	D2 NO PRIOR SRV	E1 DUTY QUAL	E2 NOT DUTY QUAL	F1 STAY IN USAR	F2 LEAVE AT END	F3 LEAVE PRIOR
1:CONTR GRT DEAL	1.5	3.3	2.4	1.6	2.4	0.5	0.9	2.8	5.0	3.3	1.4	1.9	2.3	2.6	1.0	0.4
2:CONTR SOMEWHAT	3.0	3.9	5.1	2.1	5.0	0.0	2.1	3.9	8.6	4.5	2.8	3.3	2.9	4.0	2.4	0.9
3:DOES NOT CONTR	1.3	1.6	1.8	0.9	4.4	0.0	0.9	1.7	4.0	1.8	1.3	1.4	1.3	2.0	0.4	0.9
MISSING	0.3	1.4	0.6	0.5	0.8	0.0	0.3	1.0	0.3	0.6	0.6	0.6	0.5	0.5	0.3	2.2
N/A	36.5	39.9	37.6	37.2	36.1	31.4	38.8	36.7	29.8	42.9	35.2	36.4	41.1	39.2	34.4	37.1
VALID SKIP	57 3	49.8	52.6	57.5	51.2	68.1	57.0	53.9	52.1	47.0	58.7	56.4	51.9	51.7	61.6	58.6
TOTAL PERCENT	100.0	100.0	100.0	100.0	100.0	100.0	100.0	100.0	100.0	100.0	100.0	100.0	100.0	100.0	100.0	100.0

N (Weighted)	A:66045	18938	B:25985	53560	5438	C:1652	43108	34892	5331	D:22534	62449	E:69892	15091	F:52281	25880	5088
N (Unwtd)	A:1355	427	B:569	1090	123	C:30	823	739	190	D:489	1293	E:1464	318	F:1105	539	102
Nmiss (Wtd)	A:N/A		B:N/A			C:N/A				D:N/A		E:N/A		F:1734		
Nmiss(Unwtd)	A:N/A		B:N/A			C:N/A				D:N/A		E:N/A		F:36		

Gender was determined from Q92. Educational status was determined from Q95.
Married = "Married for the first time" and "Remarried;" Not Married = "Single, never married;" and Other = "Legally separated," "Divorced" and "Widowed" (Q97).
Prior service = Respondents who served on active duty in any U.S. military component (Q5). No prior service = All others.
Duty-qualified = Respondents who were awarded the MOS for their current duty position (Q28). Not duty-qualified = All others.
Stay in USAR="Stay to retire"/"Stay beyond oblig.;" Leave at End="Leave after oblig.;" Leave Prior="Leave prior to oblig" (Q84).

1989 Survey of USAR TPU Soldiers
Junior Enlisted Stayers Tabulation Volume

Q90Q JR SM ATTRITE:NO FRIENDS IN UNIT

	A1 MALE	A2 FEMALE	B1 MARRI-ED	B2 NOT MARRI-ED	B3 OTHER	C1 <THAN HI SCH	C2 HIGH SCHOOL	C3 <THAN COLL	C4 BACH & UP	D1 PRIOR SRV	D2 NO PRIOR SRV	E1 DUTY QUAL	E2 NOT DUTY QUAL	F1 STAY IN USAR	F2 LEAVE AT END	F3 LEAVE PRIOR
1:CONTR GRT DEAL	0.8	0.7	1.4	0.5	0.7	0.0	0.8	0.9	0.6	1.1	0.7	0.8	0.9	1.1	0.4	0.0
2:CONTR SOMEWHAT	2.9	4.9	5.2	2.1	6.0	0.0	2.2	3.7	11.2	4.2	3.0	3.3	3.6	4.3	2.2	0.0
3:DOES NOT CONTR	2.2	3.4	2.6	2.1	5.2	0.5	0.9	3.9	5.5	4.2	1.8	2.5	2.1	3.2	1.1	2.2
MISSING	0.4	1.4	0.6	0.6	0.8	0.0	0.3	1.0	0.8	0.7	0.6	0.6	0.5	0.6	0.3	2.2
N/A	36.5	39.9	37.6	37.2	36.1	31.4	38.8	36.7	29.8	42.9	35.2	36.4	41.1	39.2	34.4	37.1
VALID SKIP	57.3	49.8	52.6	57.5	51.2	68.1	57.0	53.9	52.1	47.0	58.7	56.4	51.9	51.7	61.6	58.6
TOTAL PERCENT	100.0	100.0	100.0	100.0	100.0	100.0	100.0	100.0	100.0	100.0	100.0	100.0	100.0	100.0	100.0	100.0

N (Weighted)	A:66045	18938	B:25985	53560	5438	C:1652	43108	34892	5331	D:22534	62449	E:69892	15091	F:52281	25880	5088
N (Unwtd)	A:1355	427	B:569	1090	123	C:30	823	739	190	D:489	1293	E:1464	318	F:1105	539	102
Nmiss (Wtd)	A:N/A		B:N/A			C:N/A				D:N/A		E:N/A		F:1734		
Nmiss(Unwtd)	A:N/A		B:N/A			C:N/A				D:N/A		E:N/A		F:36		

Gender was determined from Q92. Educational status was determined from Q95.
Married = "Married for the first time" and "Remarried;" Not Married = "Single, never married;" and Other = "Legally separated," "Divorced" and "Widowed" (Q97).
Prior service = Respondents who served on active duty in any U.S. military component (Q5). No prior service = All others.
Duty-qualified = Respondents who were awarded the MOS for their current duty position (Q28). Not duty-qualified = All others.
Stay in USAR="Stay to retire"/"Stay beyond oblig.;" Leave at End="Leave after oblig.;" Leave Prior="Leave prior to oblig" (Q84).

1989 Survey of USAR TPU Soldiers
Junior Enlisted Stayers Tabulation Volume

Q90R JR SM ATTRITE:LACK TRNG EQUIPMENT

	A1 MALE	A2 FEMALE	B1 MARRI-ED	B2 NOT MARRI-ED	B3 OTHER	C1 <THAN HI SCH	C2 HIGH SCHOOL	C3 <THAN COLL	C4 BACH & UP	D1 PRIOR SRV	D2 NO PRIOR SRV	E1 DUTY QUAL	E2 NOT DUTY QUAL	F1 STAY IN USAR	F2 LEAVE AT END	F3 LEAVE PRIOR
1:CONTR GRT DEAL	1.0	0.6	1.4	0.6	1.6	0.0	0.7	1.3	0.8	1.2	0.8	1.0	0.7	1.2	0.5	0.0
2:CONTR SOMEWHAT	3.5	5.6	6.3	2.6	6.4	0.5	2.8	4.2	12.5	6.1	3.2	3.8	4.7	4.9	2.8	2.0
3:DOES NOT CONTR	1.5	3.0	1.8	1.6	3.8	0.0	0.7	2.9	4.4	2.2	1.7	2.0	1.1	2.6	0.4	1.3
MISSING	0.2	1.1	0.3	0.4	0.8	0.0	0.0	1.0	0.3	0.6	0.4	0.4	0.5	0.4	0.3	1.1
N/A	36.5	39.9	37.6	37.2	36.1	31.4	38.8	36.7	29.8	42.9	35.2	36.4	41.1	39.2	34.4	37.1
VALID SKIP	57.3	49.8	52.6	57.5	51.2	68.1	57.0	53.9	52.1	47.0	58.7	56.4	51.9	51.7	61.6	58.6
TOTAL PERCENT	100.0	100.0	100.0	100.0	100.0	100.0	100.0	100.0	100.0	100.0	100.0	100.0	100.0	100.0	100.0	100.0

N (Weighted)	A:66045	18938	B:25985	53560	5438	C:1652	43108	34892	5331	D:22534	62449	E:69892	15091	F:52281	25880	5088
N (Unwtd)	A:1355	427	B:569	1090	123	C:30	823	739	190	D:489	1293	E:1464	318	F:1105	539	102
Nmiss (Wtd)	A:N/A		B:N/A			C:N/A				D:N/A		E:N/A		F:1734		
Nmiss(Unwtd)	A:N/A		B:N/A			C:N/A				D:N/A		E:N/A		F:36		

Gender was determined from Q92. Educational status was determined from Q95.
Married = "Married for the first time" and "Remarried;" Not Married = "Single, never married;" and Other = "Legally separated," "Divorced" and "Widowed" (Q97).
Prior service = Respondents who served on active duty in any U.S. military component (Q5). No prior service = All others.
Duty-qualified = Respondents who were awarded the MOS for their current duty position (Q28). Not duty-qualified = All others.
Stay in USAR="Stay to retire"/"Stay beyond oblig.;" Leave at End="Leave after oblig.;" Leave Prior="Leave prior to oblig" (Q84).

1989 Survey of USAR TPU Soldiers
Junior Enlisted Stayers Tabulation Volume

Q90S JR SM ATTRITE:NOT ENOUGH TRAVEL

	A1 MALE	A2 FEMALE	B1 MARRI-ED	B2 NOT MARRI-ED	B3 OTHER	C1 <THAN HI SCH	C2 HIGH SCHOOL	C3 <THAN COLL	C4 BACH & UP	D1 PRIOR SRV	D2 NO PRIOR SRV	E1 DUTY QUAL	E2 NOT DUTY QUAL	F1 STAY IN USAR	F2 LEAVE AT END	F3 LEAVE PRIOR
1:CONTR GRT DEAL	1.3	0.5	1.6	0.7	4.1	0.5	0.8	1.7	0.4	1.5	1.0	1.3	0.7	1.4	1.1	0.0
2:CONTR SOMEWHAT	2.3	5.7	5.0	2.0	3.9	0.0	2.1	3.4	9.5	4.3	2.6	2.8	4.0	4.0	1.4	2.0
3:DOES NOT CONTR	2.3	3.0	2.7	2.2	3.8	0.0	1.1	3.3	7.8	3.8	2.0	2.6	1.9	3.2	1.2	1.3
MISSING	0.3	1.1	0.6	0.4	0.8	0.0	0.1	1.0	0.3	0.6	0.5	0.5	0.5	0.5	0.3	1.1
N/A	36.5	39.9	37.6	37.2	36.1	31.4	38.8	36.7	29.8	42.9	35.2	36.4	41.1	39.2	34.4	37.1
VALID SKIP	57.3	49.8	52.6	57.5	51.2	68.1	57.0	53.9	52.1	47.0	58.7	56.4	51.9	51.7	61.6	58.6
TOTAL PERCENT	100.0	100.0	100.0	100.0	100.0	100.0	100.0	100.0	100.0	100.0	100.0	100.0	100.0	100.0	100.0	100.0

N (Weighted)	A:66045	18938	B:25985	50560	5438	C:1652	43108	34892	5331	D:22534	62449	E:69892	15091	F:52281	25880	5088
N (Unwtd)	A:1355	427	B:569	1090	123	C:30	823	739	190	D:489	1293	E:1464	318	F:1105	539	102
Nmiss (Wtd)	A:N/A		B:N/A			C:N/A				D:N/A		E:N/A		F:1734		
Nmiss(Unwtd)	A:N/A		B:N/A			C:N/A				D:N/A		E:N/A		F:36		

Gender was determined from Q92. Educational status was determined from Q95.
Married = "Married for the first time" and "Remarried;" Not Married = "Single, never married;" and Other = "Legally separated," "Divorced" and "Widowed" (Q97).
Prior service = Respondents who served on active duty in any U.S. military component (Q5). No prior service = All others.
Duty-qualified = Respondents who were awarded the MOS for their current duty position (Q28). Not duty-qualified = All others.
Stay in USAR="Stay to retire"/"Stay beyond oblig.;" Leave at End="Leave after oblig.;" Leave Prior="Leave prior to oblig" (Q84).

1989 Survey of USAR TPU Soldiers
Junior Enlisted Stayers Tabulation Volume

Q90T JR SM ATTRITE:NO MEMBERSHIP PRIDE

	A1 MALE	A2 FEMALE	B1 MARRI-ED	B2 NOT MARRI-ED	B3 OTHER	C1 <THAN HI SCH	C2 HIGH SCHOOL	C3 <THAN COLL	C4 BACH & UP	D1 PRIOR SRV	D2 NO PRIOR SRV	E1 DUTY QUAL	E2 NOT DUTY QUAL	F1 STAY IN USAR	F2 LEAVE AT END	F3 LEAVE PRIOR
1:CONTR GRT DEAL	1.4	2.4	2.6	1.0	3.2	0.0	0.6	2.4	4.7	2.6	1.2	1.7	1.2	1.9	1.5	0.0
2:CONTR SOMEWHAT	3.1	5.7	5.3	2.7	6.1	0.5	2.8	4.2	8.8	4.8	3.3	3.5	4.6	4.7	2.0	3.3
3:DOES NOT CONTR	1.4	1.1	1.4	1.1	2.6	0.0	0.8	1.9	2.8	2.2	1.0	1.5	0.7	2.1	0.2	0.0
MISSING	0.4	1.1	0.6	0.4	0.8	0.0	0.0	1.0	1.7	0.6	0.5	0.5	0.5	0.6	0.3	1.1
N/A	36.5	39.9	37.6	37.2	36.1	31.4	38.8	36.7	29.8	42.9	35.2	36.4	41.1	39.2	34.4	37.1
VALID SKIP	57.3	49.8	52.6	57.5	51.2	68.1	57.0	53.9	52.1	47.0	58.7	56.4	51.9	51.7	61.6	58.6
TOTAL PERCENT	100.0	100.0	100.0	100.0	100.0	100.0	100.0	100.0	100.0	100.0	100.0	100.0	100.0	100.0	100.0	100.0

N (Weighted)	A:66045	18938	B:25985	53560	5438	C:1652	43108	34892	5331	D:22534	62449	E:69892	15091	F:52281	25880	5088
N (Unwtd)	A:1355	427	B:569	1090	123	C:30	823	739	190	D:489	1293	E:1464	318	F:1105	539	102
Nmiss (Wtd)	A:N/A		B:N/A			C:N/A				D:N/A		E:N/A		F:1734		
Nmiss(Unwtd)	A:N/A		B:N/A			C:N/A				D:N/A		E:N/A		F:36		

Gender was determined from Q92. Educational status was determined from Q95.
Married = "Married for the first time" and "Remarried;" Not Married = "Single, never married;" and Other = "Legally separated," "Divorced" and "Widowed" (Q97).
Prior service = Respondents who served on active duty in any U.S. military component (Q5). No prior service = All others.
Duty-qualified = Respondents who were awarded the MOS for their current duty position (Q28). Not duty-qualified = All others.
Stay in USAR="Stay to retire"/"Stay beyond oblig.;" Leave at End="Leave after oblig.;" Leave Prior="Leave prior to oblig" (Q84).

1989 Survey of USAR TPU Soldiers
Junior Enlisted Stayers Tabulation Volume

Q90U JR SM ATTRITE:DISLIKE DUTY ASSIGNMT

	A1 MALE	A2 FEMALE	B1 MARRI-ED	B2 NOT MARRI-ED	B3 OTHER	C1 <THAN HI SCH	C2 HIGH SCHOOL	C3 <THAN COLL	C4 BACH & UP	D1 PRIOR SRV	D2 NO PRIOR SRV	E1 DUTY QUAL	E2 NOT DUTY QUAL	F1 STAY IN USAR	F2 LEAVE AT END	F3 LEAVE PRIOR
1:CONTR GRT DEAL	1.7	3.3	2.9	1.6	2.9	0.0	0.8	2.9	7.9	3.6	1.5	2.0	2.5	2.5	1.8	0.0
2:CONTR SOMEWHAT	3.5	5.1	5.9	2.6	5.8	0.0	2.8	4.6	8.3	4.8	3.5	3.9	3.6	5.1	1.9	2.2
3:DOES NOT CONTR	0.7	0.5	0.5	0.5	3.1	0.5	0.4	0.9	1.5	1.1	0.5	0.7	0.5	1.1	0.0	0.0
MISSING	0.3	1.4	0.6	0.5	0.8	0.0	0.3	1.0	0.3	0.6	0.6	0.6	0.5	0.5	0.3	2.2
N/A	36.5	39.9	37.6	37.2	36.1	31.4	38.8	36.7	29.8	42.9	35.2	36.4	41.1	39.2	34.4	37.1
VALID SKIP	57.3	49.8	52.6	57.5	51.2	68.1	57.0	53.9	52.1	47.0	58.7	56.4	51.9	51.7	61.6	58.6
TOTAL PERCENT	100.0	100.0	100.0	100.0	100.0	100.0	100.0	100.0	100.0	100.0	100.0	100.0	100.0	100.0	100.0	100.0

N (Weighted)	A:66045	18938	B:25985	53560	5438	C:1652	43108	34892	5331	D:22534	62449	E:69892	15091	F:52281	25880	5088
N (Unwtd)	A:1355	427	B:569	1090	123	C:30	823	739	190	D:489	1293	E:1464	318	F:1105	539	102
Nmiss (Wtd)	A:N/A		B:N/A			C:N/A				D:N/A		E:N/A		F:1734		
Nmiss(Unwtd)	A:N/A		B:N/A			C:N/A				D:N/A		E:N/A		F:36		

Gender was determined from Q92. Educational status was determined from Q95.
Married = "Married for the first time" and "Remarried;" Not Married = "Single, never married;" and Other = "Legally separated," "Divorced" and "Widowed" (Q97).
Prior service = Respondents who served on active duty in any U.S. military component (Q5). No prior service = All others.
Duty-qualified = Respondents who were awarded the MOS for their current duty position (Q28). Not duty-qualified = All others.
Stay in USAR="Stay to retire"/"Stay beyond oblig.;" Leave at End="Leave after oblig.;" Leave Prior="Leave prior to oblig" (Q84).

1989 Survey of USAR TPU Soldiers
Junior Enlisted Stayers Tabulation Volume

Q90V JR SM ATTRITE:LACK RECOGNITN/AWARDS

	A1 MALE	A2 FEMALE	B1 MARRI-ED	B2 NOT MARRI-ED	B3 OTHER	C1 <THAN HI SCH	C2 HIGH SCHOOL	C3 <THAN COLL	C4 BACH & UP	D1 PRIOR SRV	D2 NO PRIOR SRV	E1 DUTY QUAL	E2 NOT DUTY QUAL	F1 STAY IN USAR	F2 LEAVE AT END	F3 LEAVE PRIOR
1:CONTR GRT DEAL	1.6	3.8	3.0	1.5	3.1	0.5	1.0	3.3	3.7	3.8	1.5	2.0	2.4	2.1	2.4	0.9
2:CONTR SOMEWHAT	3.6	4.4	5.4	2.6	8.3	0.0	2.7	4.1	11.9	4.5	3.6	3.8	3.9	5.4	1.4	1.3
3:DOES NOT CONTR	0.7	0.8	1.1	0.6	0.4	0.0	0.4	1.0	2.1	1.4	0.5	0.8	0.3	1.2	0.0	0.0
MISSING	0.2	1.4	0.3	0.5	0.8	0.0	0.1	1.0	0.3	0.6	0.5	0.5	0.5	0.4	0.3	2.2
N/A	36.5	39.9	37.6	37.2	36.1	31.4	38.8	36.7	29.8	42.9	35.2	36.4	41.1	39.2	34.4	37.1
VALID SKIP	57.3	49.8	52.6	57.5	51.2	68.1	57.0	53.9	52.1	47.0	58.7	56.4	51.9	51.7	61.6	58.6
TOTAL PERCENT	100.0	100.0	100.0	100.0	100.0	100.0	100.0	100.0	100.0	100.0	100.0	100.0	100.0	100.0	100.0	100.0

N (Weighted)	A:66045	18938	B:25985	53560	5438	C:1652	43108	34892	5331	D:22534	62449	E:69892	15091	F:52281	25880	5088
N (Unwtd)	A:1355	427	B:569	1090	123	C:30	823	739	190	D:489	1293	E:1464	318	F:1105	539	102
Nmiss (Wtd)	A:N/A		B:N/A			C:N/A				D:N/A		E:N/A		F:1734		
Nmiss(Unwtd)	A:N/A		B:N/A			C:N/A				D:N/A		E:N/A		F:36		

Gender was determined from Q92. Educational status was determined from Q95.
Married = "Married for the first time" and "Remarried;" Not Married = "Single, never married;" and Other = "Legally separated," "Divorced" and "Widowed" (Q97).
Prior service = Respondents who served on active duty in any U.S. military component (Q5). No pr or service = All others.
Duty-qualified = Respondents who were awarded the MOS for their current duty position (Q28). Not duty-qualified = All others.
Stay in USAR="Stay to retire"/"Stay beyond oblig.;" Leave at End="Leave after oblig.;" Leave Prior="Leave prior to oblig" (Q84).

1989 Survey of USAR TPU Soldiers
Junior Enlisted Stayers Tabulation Volume

Q90W JR SM ATTRITE:PAY PROBLEMS

	A1 MALE	A2 FEMALE	B1 MARRI-ED	B2 NOT MARRI-ED	B3 OTHER	C1 <THAN HI SCH	C2 HIGH SCHOOL	C3 <THAN COLL	C4 BACH & UP	D1 PRIOR SRV	D2 NO PRIOR SRV	E1 DUTY QUAL	E2 NOT DUTY QUAL	F1 STAY IN USAR	F2 LEAVE AT END	F3 LEAVE PRIOR
1:CONTR GRT DEAL	2.2	5.0	4.0	2.4	2.4	0.0	1.4	4.1	7.0	4.1	2.4	2.7	3.5	3.6	2.2	0.0
2:CONTR SOMEWHAT	2.7	3.1	3.6	1.9	7.7	0.5	1.9	3.4	6.3	3.9	2.4	2.9	2.1	3.7	1.4	1.8
3:DOES NOT CONTR	1.0	0.8	1.7	0.5	1.8	0.0	0.5	0.9	4.4	1.6	0.7	0.9	1.0	1.4	0.1	0.4
MISSING	0.3	1.4	0.6	0.5	0.8	0.0	0.3	1.0	0.3	0.6	0.6	0.6	0.5	0.5	0.3	2.2
N/A	36.5	39.9	37.6	37.2	36.1	31.4	38.8	36.7	29.8	42.9	35.2	36.4	41.1	39.2	34.4	37.1
VALID SKIP	57.3	49.8	52.6	57.5	51.2	68.1	57.0	53.9	52.1	47.0	58.7	56.4	51.9	51.7	61.6	58.6
TOTAL PERCENT	100.0	100.0	100.0	100.0	100.0	100.0	100.0	100.0	100.0	100.0	100.0	100.0	100.0	100.0	100.0	100.0

N (Weighted)	A:66045	18938	B:25985	53560	5438	C:1652	43108	34892	5331	D:22534	62449	E:69392	15091	F:52281	25880	5088
N (Unwtd)	A:1355	427	B:569	1090	123	C:30	823	739	190	D:489	1293	E:1404	318	F:1105	539	102
Nmiss (Wtd)	A:N/A		B:N/A			C:N/A				D:N/A		E:N/A		F:1734		
Nmiss(Unwtd)	A:N/A		B:N/A			C:N/A				D:N/A		E:N/A		F:36		

Gender was determined from Q92. Educational status was determined from Q95.
Married = "Married for the first time" and "Remarried;" Not Married = "Single, never married;" and Other = "Legally separated," "Divorced" and "Widowed" (Q97).
Prior service = Respondents who served on active duty in any U.S. military component (Q5). No prior service = All others.
Duty-qualified = Respondents who were awarded the MOS for their current duty position (Q28). Not duty-qualified = All others.
Stay in USAR="Stay to retire"/"Stay beyond oblig.;" Leave at End="Leave after oblig.;" Leave Prior="Leave prior to oblig" (Q84).

1989 Survey of USAR TPU Soldiers
Junior Enlisted Stayers Tabulation Volume

Q90X JR SM ATTRITE:HARD GETTING TO DRILL

	A1 MALE	A2 FEMALE	B1 MARRI-ED	B2 NOT MARRI-ED	B3 OTHER	C1 <THAN HI SCH	C2 HIGH SCHOOL	C3 <THAN COLL	C4 BACH & UP	D1 PRIOR SRV	D2 NO PRIOR SRV	E1 DUTY QUAL	E2 NOT DUTY QUAL	F1 STAY IN USAR	F2 LEAVE AT END	F3 LEAVE PRIOR
1:CONTR GRT DEAL	1.2	2.6	2.7	1.0	1.0	0.5	0.9	2.0	3.6	2.3	1.2	1.4	2.2	1.9	1.2	0.0
2:CONTR SOMEWHAT	4.0	4.5	4.7	3.2	9.7	0.0	2.8	4.9	10.2	5.3	3.6	4.2	3.6	5.7	1.5	1.8
3:DOES NOT CONTR	0.7	1.9	1.9	0.5	1.1	0.0	0.2	1.5	3.8	1.9	0.6	1.0	0.7	1.1	1.0	0.4
MISSING	0.3	1.4	0.6	0.5	0.8	0.0	0.3	1.0	0.3	0.6	0.6	0.6	0.5	0.5	0.3	2.2
N/A	36.5	39.9	37.6	37.2	36.1	31.4	38.8	36.7	29.8	42.9	35.2	36.4	41.1	39.2	34.4	37.1
VALID SKIP	57.3	49.8	52.6	57.5	51.2	68.1	57.0	53.9	52.1	47.0	58.7	56.4	51.9	51.7	61.6	58.6
TOTAL PERCENT	100.0	100.0	100.0	100.0	100.0	100.0	100.0	100.0	100.0	100.0	100.0	100.0	100.0	100.0	100.0	100.0

N (Weighted)	A:66045	18938	B:25985	53560	5438	C:1652	43108	34892	5331	D:22534	62449	E:69892	15091	F:52281	25880	5088
N (Unwtd)	A:1355	427	B:569	1090	123	C:30	823	739	190	D:489	1293	E:1464	318	F:1105	539	102
Nmiss (Wtd)	A:N/A		B:N/A			C:N/A				D:N/A		E:N/A		F:1734		
Nmiss(Unwtd)	A:N/A		B:N/A			C:N/A				D:N/A		E:N/A		F:36		

Gender was determined from Q92. Educational status was determined from Q95.
Married = "Married for the first time" and "Remarried;" Not Married = "Single, never married;" and Other = "Legally separated," "Divorced" and "Widowed" (Q97).
Prior service = Respondents who served on active duty in any U.S. military component (Q5). No prior service = All others.
Duty-qualified = Respondents who were awarded the MOS for their current duty position (Q28). Not duty-qualified = All others.
Stay in USAR="Stay to retire"/"Stay beyond oblig.;" Leave at End="Leave after oblig.;" Leave Prior="Leave prior to oblig" (Q84).

1989 Survey of USAR TPU Soldiers
Junior Enlisted Stayers Tabulation Volume

Q90Y JR SM ATTRITE:TOO MANY DRILL CHANGE

	A1 MALE	A2 FEMALE	B1 MARRI-ED	B2 NOT MARRI-ED	B3 OTHER	C1 <THAN HI SCH	C2 HIGH SCHOOL	C3 <THAN COLL	C4 BACH & UP	D1 PRIOR SRV	D2 NO PRIOR SRV	E1 DUTY QUAL	E2 NOT DUTY QUAL	F1 STAY IN USAR	F2 LEAVE AT END	F3 LEAVE PRIOR
1:CONTR GRT DEAL	0.5	1.5	1.2	0.5	1.2	0.5	0.4	1.1	1.3	1.2	0.6	0.8	0.4	0.6	0.9	0.9
2:CONTR SOMEWHAT	2.9	3.4	4.6	1.9	6.3	0.0	2.2	3.3	8.6	4.2	2.6	2.9	3.3	4.2	1.5	0.0
3:DOES NOT CONTR	2.5	4.0	3.8	2.2	4.4	0.0	1.3	4.1	7.9	4.0	2.4	2.9	2.5	3.8	1.3	1.3
MISSING	0.3	1.4	0.3	0.6	0.8	0.0	0.2	1.0	0.3	0.8	0.5	0.5	0.8	0.5	0.3	2.2
N/A	36.5	39.9	37.6	37.2	36.1	31.4	38.8	36.7	29.8	42.9	35.2	36.4	41.1	39.2	34.4	37.1
VALID SKIP	57.3	49.8	52.6	57.5	51.2	68.1	57.0	53.9	52.1	47.0	58.7	56.4	51.9	51.7	61.6	58.6
TOTAL PERCENT	100.0	100.0	100.0	100.0	100.0	100.0	100.0	100.0	100.0	100.0	100.0	100.0	100.0	100.0	100.0	100.0

N (Weighted)	A:66045	18938	B:25985	53560	5438	C:1652	43108	34892	5331	D:22534	62449	E:69892	15091	F:52281	25880	5088
N (Unwtd)	A:1355	427	B:569	1090	123	C:30	823	739	190	D 489	1293	E:1454	318	F:1105	539	102
Nmiss (Wtd)	A:N/A		B:N/A			C:N/A				D:N/A		E:N/A		F:1734		
Nmiss(Unwtd)	A:N/A		B:N/A			C:N/A				D:N/A		E:N/A		F:36		

Gender was determined from Q92. Educational status was determined from Q95.
Married = "Married for the first time" and "Remarried;" Not Married = "Single, never married;" and Other = "Legally separated," "Divorced" and "Widowed" (Q97).
Prior service = Respondents who served on active duty in any U.S. military component (Q5). No prior service = All others.
Duty-qualified = Respondents who were awarded the MOS for their current duty position (Q28). Not duty-qualified = All others.
Stay in USAR="Stay to retire"/"Stay beyond oblig.;" Leave at End="Leave after oblig.;" Leave Prior="Leave prior to oblig" (Q84).

1989 Survey of USAR TPU Soldiers
Junior Enlisted Stayers Tabulation Volume

Q90Z JR SM ATTRITE:POOR ADVANCEMENT

	A1 MALE	A2 FEMALE	B1 MARRI-ED	B2 NOT MARRI-ED	B3 OTHER	C1 <THAN HI SCH	C2 HIGH SCHOOL	C3 <THAN COLL	C4 BACH & UP	D1 PRIOR SRV	D2 NO PRIOR SRV	E1 DUTY QUAL	E2 NOT DUTY QUAL	F1 STAY IN USAR	F2 LEAVE AT END	F3 LEAVE PRIOR
1:CONTR GRT DEAL	1.2	1.9	1.8	1.0	1.9	0.0	0.5	2.0	3.9	1.4	1.3	1.3	1.3	1.6	1.1	0.0
2:CONTR SOMEWHAT	3.6	5.9	6.0	2.7	8.3	0.5	2.9	5.0	9.6	6.1	3.4	4.1	4.3	5.6	2.0	0.9
3:DOES NOT CONTR	1.0	1.2	1.4	0.8	1.6	0.0	0.5	1.4	4.2	1.8	0.8	1.2	0.6	1.3	0.6	1.3
MISSING	0.4	1.4	0.6	0.6	0.8	0.0	0.4	1.0	0.3	0.8	0.6	0.6	0.8	0.7	0.3	2.2
N/A	36.5	39.9	37.6	37.2	36.1	31.4	38.8	36.7	29.8	42.9	35.2	36.4	41.1	39.2	34.4	37.1
VALID SKIP	57.3	49.8	52.6	57.5	51.2	68.1	57.0	53.9	52.1	47.0	58.7	56.4	51.9	51.7	61.6	58.6
TOTAL PERCENT	100.0	100.0	100.0	100.0	100.0	100.0	100.0	100.0	100.0	100.0	100.0	100.0	100.0	100.0	100.0	100.0

N (Weighted)	A:66045	18938	B:25985	53560	5438	C:1652	43108	34892	5331	D:22534	62449	E:69892	15091	F:52281	25880	5088
N (Unwtd)	A:1355	427	B:569	1090	123	C:30	823	739	190	D:489	1293	E:1464	318	F:1105	539	102
Nmiss (Wtd)	A:N/A		B:N/A			C:N/A				D:N/A		E:N/A		F:1734		
Nmiss(Unwtd)	A:N/A		B:N/A			C:N/A				D:N/A		E:N/A		F:36		

Gender was determined from Q92. Educational status was determined from Q95.
Married = "Married for the first time" and "Remarried;" Not Married = "Single, never married;" and Other = "Legally separated," "Divorced" and "Widowed" (Q97).
Prior service = Respondents who served on active duty in any U.S. military component (Q5). No prior service = All others.
Duty-qualified = Respondents who were awarded the MOS for their current duty position (Q28). Not duty-qualified = All others.
Stay in USAR="Stay to retire"/"Stay beyond oblig.;" Leave at End="Leave after oblig.;" Leave Prior="Leave prior to oblig" (Q84).

1989 Survey of USAR TPU Soldiers
Junior Enlisted Stayers Tabulation Volume

Q90AA JR SM ATTRITE:LACK = OPPTY - RACE

	A1 MALE	A2 FEMALE	B1 MARRI-ED	B2 NOT MARRI-ED	B3 OTHER	C1 <THAN HI SCH	C2 HIGH SCHOOL	C3 <THAN COLL	C4 BACH & UP	D1 PRIOR SRV	D2 NO PRIOR SRV	E1 DUTY QUAL	E2 NOT DUTY QUAL	F1 STAY IN USAR	F2 LEAVE AT END	F3 LEAVE PRIOR
1:CONTR GRT DEAL	0.4	1.5	0.6	0.7	0.0	0.5	0.4	0.8	2.1	1.0	0.5	0.7	0.6	0.8	0.5	0.0
2:CONTR SOMEWHAT	2.1	3.1	3.7	1.3	5.9	0.0	1.6	2.5	7.7	3.4	1.9	2.3	2.5	3.3	0.8	0.9
3:DOES NOT CONTR	3.4	4.3	5.0	2.7	6.0	0.0	2.0	5.1	7.9	5.2	3.0	3.6	3.4	4.5	2.4	1.3
MISSING	0.3	1.4	0.6	0.5	0.8	0.0	0.3	1.0	0.3	0.6	0.6	0.6	0.5	0.5	0.3	2.2
N/A	36.5	39.9	37.6	37.2	36.1	31.4	38.8	36.7	29.8	42.9	35.2	36.4	41.1	39.2	34.4	37.1
VALID SKIP	57.3	49.8	52.6	57.5	51.2	68.1	57.0	53.9	52.1	47.0	58.7	56.4	51.9	51.7	61.6	58.6
TOTAL PERCENT	100.0	100.0	100.0	100.0	100.0	100.0	100.0	100.0	100.0	100.0	100.0	100.0	100.0	100.0	100.0	100.0

N (Weighted)	A:66045	18938	B:25985	53560	5438	C:1652	43108	34892	5331	D:22534	62449	E:69892	15091	F:52281	25880	5088
N (Unwtd)	A:1355	427	B:569	1090	123	C:30	823	739	190	D:489	1293	E:1464	318	F:1105	539	102
Nmiss (Wtd)	A:N/A		B:N/A			C:N/A				D:N/A		E:N/A		F:1734		
Nmiss(Unwtd)	A:N/A		B:N/A			C:N/A				D:N/A		E:N/A		F:36		

Gender was determined from Q92. Educational status was determined from Q95.
Married = "Married for the first time" and "Remarried;" Not Married = "Single, never married;" and Other = "Legally separated," "Divorced" and "Widowed" (Q97).
Prior service = Respondents who served on active duty in any U.S. military component (Q5). No prior service = All others.
Duty-qualified = Respondents who were awarded the MOS for their current duty position (Q28). Not duty-qualified = All others.
Stay in USAR="Stay to retire"/"Stay beyond oblig.;" Leave at End="Leave after oblig.;" Leave Prior="Leave prior to oblig" (Q84).

1989 Survey of USAR TPU Soldiers
Junior Enlisted Stayers Tabulation Volume

Q90AB JR SM ATTRITE:LACK = OPPTY - SEX

	A1 MALE	A2 FEMALE	B1 MARRI-ED	B2 NOT MARRI-ED	B3 OTHER	C1 <THAN HI SCH	C2 HIGH SCHOOL	C3 <THAN COLL	C4 BACH & UP	D1 PRIOR SRV	D2 NO PRIOR SRV	E1 DUTY QUAL	E2 NOT DUTY QUAL	F1 STAY IN USAR	F2 LEAVE AT END	F3 LEAVE PRIOR
1:CONTR GRT DEAL	0.4	1.4	0.6	0.5	1.6	0.0	0.3	0.7	2.1	0.9	0.5	0.7	0.3	0.8	0.4	0.0
2:CONTR SOMEWHAT	1.6	3.0	2.8	1.3	4.2	0.0	1.4	2.4	4.2	2.8	1.7	1.9	2.0	2.6	0.9	1.1
3:DOES NOT CONTR	3.8	5.1	6.1	3.0	6.1	0.5	2.3	5.4	11.0	6.1	3.4	4.1	4.2	5.3	2.5	2.2
MISSING	0.4	0.7	0.4	0.4	0.8	0.0	0.1	0.8	0.8	0.4	0.5	0.4	0.5	0.5	0.3	1.1
N/A	36.5	39.9	37.6	37.2	36.1	31.4	38.8	36.7	29.8	42.9	35.2	36.4	41.1	39.2	34.4	37.1
VALID SKIP	57.3	49.8	52.6	57.5	51.2	68.1	57.0	53.9	52.1	47.0	58.7	56.4	51.9	51.7	51.6	58.6
TOTAL PERCENT	100.0	100.0	100.0	100.0	100.0	100.0	100.0	100.0	100.0	100.0	100.0	100.0	100.0	100.0	100.0	100.0

N (Weighted)	A:66045	18938	B:25985	53560	5438	C:1652	43108	34892	5331	D:22534	62449	E:69892	15091	F:52281	25880	5088
N (Unwtd)	A:1355	427	B:569	1090	123	C:30	823	739	190	D:489	1293	E:1464	318	F:1105	539	102
Nmiss (Wtd)	A:N/A		B:N/A			C:N/A				D:N/A		E:N/A		F:1734		
Nmiss(Unwtd)	A:N/A		B:N/A			C:N/A				D:N/A		E:N/A		F:36		

Gender was determined from Q92. Educational status was determined from Q95.
Married = "Married for the first time" and "Remarried;" Not Married = "Single, never married;" and Other = "Legally separated," "Divorced" and "Widowed" (Q97).
Prior service = Respondents who served on active duty in any U.S. military component (Q5). No prior service = All others.
Duty-qualified = Respondents who were awarded the MOS for their current duty position (Q28). Not duty-qualified = All others.
Stay in USAR="Stay to retire"/"Stay beyond oblig.;" Leave at End="Leave after oblig.;" Leave Prior="Leave prior to oblig" (Q84).

1989 Survey of USAR TPU Soldiers
Junior Enlisted Stayers Tabulation Volume

Q91A YOU ATTRITE:OFFICERS DON'T CARE

	A1 MALE	A2 FEMALE	B1 MARRI-ED	B2 NOT MARRI-ED	B3 OTHER	C1 <THAN HI SCH	C2 HIGH SCHOOL	C3 <THAN COLL	C4 BACH & UP	D1 PRIOR SRV	D2 NO PRIOR SRV	E1 DUTY QUAL	E2 NOT DUTY QUAL	F1 STAY IN USAR	F2 LEAVE AT END	F3 LEAVE PRIOR
1:CONTR GRT DEAL	33.7	30.3	34.8	31.8	35.5	27.0	33.2	33.4	30.0	32.0	33.3	33.1	32.4	33.8	30.6	39.6
2:CONTR SOMEWHAT	44.0	43.2	40.8	45.9	38.0	44.7	42.0	46.1	44.1	42.8	44.2	43.4	45.7	44.0	46.9	35.5
3:WOULDN'T CONTR	19.0	23.7	20.2	19.4	24.9	13.5	21.2	18.0	25.2	21.6	19.4	20.3	18.7	19.6	21.3	20.8
MISSING	3.3	2.8	4.1	2.9	1.6	14.8	3.6	2.5	0.7	3.5	3.1	3.2	3.1	2.5	1.3	4.1
MULTIPLE RESP	0.0	0.0	0.1	0.0	0.0	0.0	0.0	0.1	0.0	0.1	0.0	0.0	0.1	0.0	0.0	0.0
TOTAL PERCENT	100.0	100.0	100.0	100.0	100.0	100.0	100.0	100.0	100.0	100.0	100.0	100.0	100.0	100.0	100.0	100.0

N (Weighted)	A:66045	18938	B:25985	53560	5438	C:1652	43108	34892	5331	D:22534	62449	E:69892	15091	F:52281	25880	5088
N (Unwtd)	A:1355	427	B:569	1090	123	C:30	823	739	190	D:489	1293	E:1464	318	F:1105	539	102
Nmiss (Wtd)	A:N/A		B:N/A			C:N/A				D:N/A		E:N/A		F:1734		
Nmiss(Unwtd)	A:N/A		B:N/A			C:N/A				D:N/A		E:N/A		F:36		

Gender was determined from Q92. Education.l status was determined from Q95.
Married = "Married for the first time" and "Remarried;" Not Married = "Single, never married;" and Other = "Legally separated," "Divorced" and "Widowed" (Q97).
Prior service = Respondents who served on active duty in any U.S. military component (Q5). No prior service = All others.
Duty-qualified = Respondents who were awarded the MOS for their current duty position (Q28). Not duty-qualified = All others.
Stay in USAR="Stay to retire"/"Stay beyond oblig.;" Leave at End="Leave after oblig.;" Leave Prior="Leave prior to oblig" (Q84).

1989 Survey of USAR TPU Soldiers
Junior Enlisted Stayers Tabulation Volume

Q91B YOU ATTRITE:WANT BETTER CIVIL JOB

	A1 MALE	A2 FEMALE	B1 MARRI-ED	B2 NOT MARRI-ED	B3 OTHER	C1 <THAN HI SCH	C2 HIGH SCHOOL	C3 <THAN COLL	C4 BACH & UP	D1 PRIOR SRV	D2 NO PRIOR SRV	E1 DUTY QUAL	E2 NOT DUTY QUAL	F1 STAY IN USAR	F2 LEAVE AT END	F3 LEAVE PRIOR
1:CONTR GRT DEAL	32.7	34.9	29.1	34.9	35.8	34.9	31.1	35.6	33.7	31.2	33.9	32.5	36.3	27.8	44.4	35.5
2:CONTR SOMEWHAT	40.4	38.9	38.9	41.2	34.2	27.4	41.3	40.1	33.0	37.5	41.0	40.4	38.6	42.2	38.5	33.0
3:WOULDN'T CONTR	23.3	22.8	27.2	20.7	29.4	19.5	23.4	22.0	31.3	27.5	21.7	23.6	21.6	27.3	15.9	25.4
MISSING	3.6	3.4	4.8	3.2	0.6	18.2	4.2	2.3	1.9	3.8	3.4	3.5	3.4	2.7	1.3	6.1
TOTAL PERCENT	100.0	100.0	100.0	100.0	100.0	100.0	100.0	100.0	100.0	100.0	100.0	100.0	100.0	100.0	100.0	100.0

N (Weighted)	A:66045	18938	B:25985	53560	5438	C:1652	43108	34892	5331	D:22534	62449	E:69892	15091	F:52281	25880	5088
N (Unwtd)	A:1355	427	B:569	1090	123	C:30	823	739	190	D:489	1293	E:1464	318	F:1105	539	102
Nmiss (Wtd)	A:N/A		B:N/A			C:N/A				D:N/A		E:N/A		F:1734		
Nmiss(Unwtd)	A:N/A		B:N/A			C:N/A				D:N/A		E:N/A		F:36		

Gender was determined from Q92 Educational status was determined from Q95.
Married = "Married for the first time" and "Remarried;" Not Married = "Single, never married;" and Other = "Legally separated," "Divorced" and "Widowed" (Q97).
Prior service = Respondents who served on active duty in any U.S. military component (Q5) No prior service = All others
Duty-qualified = Respondents who were awarded the MOS for their current duty position (Q28) Not duty-qualified = All others.
Stay in USAR="Stay to retire"/"Stay beyond oblig.;" Leave at End="Leave after oblig ;" Leave Prior="Leave prior to oblig" (Q84)

1989 Survey of USAR TPU Soldiers
Junior Enlisted Stayers Tabulation Volume

Q91C YOU ATTRITE:FAIL TO GET PROMOTED

	A1 MALE	A2 FEMALE	B1 MARRI-ED	B2 NOT MARRI-ED	B3 OTHER	C1 <THAN HI SCH	C2 HIGH SCHOOL	C3 <THAN COLL	C4 BACH & UP	D1 PRIOR SRV	D2 NO PRIOR SRV	E1 DUTY QUAL	E2 NOT DUTY QUAL	F1 STAY IN USAR	F2 LEAVE AT END	F3 LEAVE PRIOR
1:CONTR GRT DEAL	52.6	56.6	52.7	53.1	61.6	41.5	50.3	57.2	59.0	55.8	52.7	53.5	53.3	53.1	56.3	51.3
2:CONTR SOMEWHAT	32.3	32.1	33.7	32.2	25.3	20.6	33.5	31.9	27.9	30.3	32.9	32.4	31.4	33.3	31.3	31.8
3:WOULDN'T CONTR	11.5	7.9	8.8	11.5	12.5	19.7	12.2	8.3	11.5	10.8	10.7	10.6	11.3	10.9	11.1	10.7
MISSING	3.5	3.4	4.7	3.2	0.6	18.2	4.0	2.5	1.6	3.0	3.7	3.4	3.8	2.7	1.3	6.1
MULTIPLE RESP	0.0	0.0	0.1	0.0	0.0	0.0	0.0	0.1	0.0	0.1	0.0	0.0	0.1	0.0	0.0	0.0
TOTAL PERCENT	100.0	100.0	100.0	100.0	100.0	100.0	100.0	100.0	100.0	100.0	100.0	100.0	100.0	100.0	100.0	100.0

N (Weighted)	A:66045	18938	B:25985	53560	5438	C:1652	43108	34892	5331	D:22534	62449	E:69892	15091	F:52281	25880	5088
N (Unwtd)	A:1355	427	B:569	1090	123	C:30	823	739	190	D:489	1293	E:1464	318	F:1105	539	102
Nmiss (Wtd)	A:N/A		B:N/A			C:N/A				D:N/A		E:N/A		F:1734		
Nmiss(Unwtd)	A:N/A		B:N/A			C:N/A				D:N/A		E:N/A		F:36		

Gender was determined from Q92. Educational status was determined from Q95
Married = "Married for the first time" and "Remarried;" Not Married = "Single, never married;" and Other = "Legally separated," "Divorced" and "Widowed" (Q97).
Prior service = Respondents who served on active duty in any U.S. military component (Q5). No prior service = All others.
Duty-qualified = Respondents who were awarded the MOS for their current duty position (Q28). Not duty-qualified = All others.
Stay in USAR="Stay to retire"/"Stay beyond oblig.;" Leave at End="Leave after oblig.;" Leave Prior="Leave prior to oblig" (Q84).

1989 Survey of USAR TPU Soldiers
Junior Enlisted Stayers Tabulation Volume

Q91D YOU ATTRITE:LACK EMPLOYER SUPPORT

	A1 MALE	A2 FEMALE	B1 MARRI-ED	B2 NOT MARRI-ED	B3 OTHER	C1 <THAN HI SCH	C2 HIGH SCHOOL	C3 <THAN COLL	C4 BACH & UP	D1 PRIOR SRV	D2 NO PRIOR SRV	E1 DUTY QUAL	E2 NOT DUTY QUAL	F1 STAY IN USAR	F2 LEAVE AT END	F3 LEAVE PRIOR
1:CONTR GRT DEAL	22.2	26.9	25.0	22.0	26.9	17.2	21.1	24.6	33.0	24.0	23.0	22.5	26.9	20.4	29.7	20.9
2:CONTR SOMEWHAT	45.4	43.3	43.3	45.8	44.3	40.3	45.8	44.8	40.2	44.7	45.0	45.1	44.0	46.3	45.5	37.0
3:WOULDN'T CONTR	28.5	26.0	26.3	28.7	27.3	24.2	28.3	28.1	24.6	27.9	27.9	28.4	25.6	30.2	22.9	36.0
MISSING	3.9	3.9	5.3	3.4	1.6	18.2	4.8	2.3	2.2	3.4	4.0	3.9	3.6	3.1	1.7	6.1
MULTIPLE RESP	0.1	0.0	0.0	0.1	0.0	0.0	0.0	0.2	0.0	0.0	0.1	0.1	0.0	0.0	0.2	0.0
TOTAL PERCENT	100.0	100.0	100.0	100.0	100.0	100.0	100.0	100.0	100.0	100.0	100.0	100.0	100.0	100.0	100.0	100.0

N (Weighted)	A:66045	18938	B:25985	53560	5438	C:1652	43108	34892	5331	D:22534	62449	E:69892	15091	F:52281	25880	5088
N (Unwtd)	A:1355	427	B:569	1090	123	C:30	823	739	190	D:489	1293	E:1464	318	F:1105	539	102
Nmiss (Wtd)	A:N/A		B:N/A			C:N/A				D:N/A		E:N/A		F:1734		
Nmiss(Unwtd)	A:N/A		B:N/A			C:N/A				D:N/A		E:N/A		F:36		

Gender was determined from Q92. Educational status was determined from Q95.
Married = "Married for the first time" and "Remarried;" Not Married = "Single, never married;" and Other = "Legally separated," "Divorced" and "Widowed" (Q97).
Prior service = Respondents who served on active duty in any U.S. military component (Q5). No prior service = All others.
Duty-qualified = Respondents who were awarded the MOS for their current duty position (Q28). Not duty-qualified = All others.
Stay in USAR="Stay to retire"/"Stay beyond oblig.;" Leave at End="Leave after oblig.;" Leave Prior="Leave prior to oblig" (Q84).

1989 Survey of USAR TPU Soldiers
Junior Enlisted Stayers Tabulation Volume

Q9:E YOU ATTRITE:LACK SPOUSE SUPPORT

	A1 MALE	A2 FEMALE	B1 MARRI-ED	B2 NOT MARRI-ED	B3 OTHER	C1 <THAN HI SCH	C2 HIGH SCHOOL	C3 <THAN COLL	C4 BACH & UP	D1 PRIOR SRV	D2 NO PRIOR SRV	E1 DUTY QUAL	E2 NOT DUTY QUAL	F1 STAY IN USAR	F2 LEAVE AT END	F3 LEAVE PRIOR
1:CONTR GRT DEAL	28.8	27.7	29.9	28.1	26.7	23.5	26.7	30.2	34.3	27.6	28.9	28.3	29.5	27.0	32.7	31.3
2:CONTR SOMEWHAT	39.6	39.1	41.7	39.1	33.0	37.2	38.1	42.5	31.7	36.9	40.4	39.7	38.5	40.7	40.3	28.7
3:WOULDN'T CONTR	27.4	29.5	23.2	29.0	38.4	21.2	29.8	25.3	30.5	31.4	26.5	27.8	28.1	29.1	24.7	33.9
MISSING	4.2	3.7	5.3	3.8	1.9	18.2	5.4	2.0	3.6	4.0	4.2	4.2	3.9	3.2	2.3	6.1
TOTAL PERCENT	100.0	100.0	100.0	100.0	100.0	100.0	100.0	100.0	100.0	100.0	100.0	100.0	100.0	100.0	100.0	100.0

N (Weighted)	A:66045	18938	B:25985	53560	5438	C:1652	43108	34892	5331	D:22534	62449	E:69892	15091	F:52281	25880	5088
N (Unwtd)	A:1355	427	B:569	1090	123	C:30	823	739	190	D:489	1293	E:1464	318	F:1105	539	102
Nmiss (Wtd)	A:N/A		B:N/A			C:N/A				D:N/A		E:N/A		F:1734		
Nmiss(Unwtd)	A:N/A		B:N/A			C:N/A				D:N/A		E:N/A		F:36		

Gender was determined from Q92. Educational status was determined from Q95.
Married = "Married for the first time" and "Remarried;" Not Married = "Single, never married;" and Other = "Legally separated," "Divorced" and "Widowed" (Q97).
Prior service = Respondents who served on active duty in any U.S. military component (Q5). No prior service = All others.
Duty-qualified = Respondents who were awarded the MOS for their current duty position (Q28). Not duty-qualified = All others.
Stay in USAR="Stay to retire"/"Stay beyond oblig.;" Leave at End="Leave after oblig.;' Leave Prior="Leave prior to oblig" (Q84).

1989 Survey of USAR TPU Soldiers
Junior Enlisted Stayers Tabulation Volume

Q91F YOU ATTRITE:POOR OFFICER LEADERSHIP

	A1 MALE	A2 FEMALE	B1 MARRI-ED	B2 NOT MARRI-ED	B3 OTHER	C1 <THAN HI SCH	C2 HIGH SCHOOL	C3 <THAN COLL	C4 BACH & UP	D1 PRIOR SRV	D2 NO PRIOR SRV	E1 DUTY QUAL	E2 NOT DUTY QUAL	F1 STAY IN USAR	F2 LEAVE AT END	F3 LEAVE PRIOR
1:CONTR GRT DEAL	33.3	35.1	35.3	32.4	38.9	33.6	33.6	33.9	32.8	36.4	32.7	33.6	34.3	33.5	33.0	44.5
2:CONTR SOMEWHAT	44.9	44.3	42.3	46.5	39.6	32.1	42.8	48.0	44.0	41.7	45.9	45.3	42.4	46.4	46.8	27.1
3:WOULDN'T CONTR	17.7	16.8	18.2	17.3	16.8	16.1	18.6	15.7	21.6	18.3	17.2	17.2	19.2	17.4	17.7	22.3
MISSING	4.0	3.8	4.2	3.7	4.7	18.2	5.0	2.3	1.6	3.7	4.0	3.9	4.1	2.7	2.5	6.1
MULTIPLE RESP	0.1	0.0	0.0	0.1	0.0	0.0	0.0	0.1	0.0	0.0	0.1	0.1	0.0	0.1	0.0	0.0
TOTAL PERCENT	100.0	100.0	100.0	100.0	100.0	100.0	100.0	100.0	100.0	100.0	100.0	100.0	100.0	100.0	100.0	100.0

N (Weighted)	A:66045	18938	B:25985	53560	5438	C:1652	43108	34892	5331	D:22534	62449	E:69892	15091	F:52281	25880	5088
N (Unwtd)	A:1355	427	B:569	1090	123	C:30	823	739	190	D:489	1293	E:1464	318	F:1105	539	102
Nmiss (Wtd)	A:N/A		B:N/A			C:N/A				D:N/A		E:N/A		F:1734		
Nmiss(Unwtd)	A:N/A		B:N/A			C:N/A				D:N/A		E:N/A		F:36		

Gender was determined from Q92. Educational status was determined from Q95.
Married = "Married for the first time" and "Remarried;" Not Married = "Single, never married;" and Other = "Legally separated," "Divorced" and "Widowed" (Q97).
Prior service = Respondents who served on active duty in any U.S. military component (Q5). No prior service = All others.
Duty-qualified = Respondents who were awarded the MOS for their current duty position (Q28). Not duty-qualified = All others.
Stay in USAR="Stay to retire"/"Stay beyond oblig.;" Leave at End="Leave after oblig.;" Leave Prior="Leave prior to oblig" (Q84).

1989 Survey of USAR TPU Soldiers
Junior Enlisted Stayers Tabulation Volume

Q91G YOU ATTRITE:POOR NCO LEADERSHIP

	A1 MALE	A2 FEMALE	B1 MARRI-ED	B2 NOT MARRI-ED	B3 OTHER	C1 <THAN HI SCH	C2 HIGH SCHOOL	C3 <THAN COLL	C4 BACH & UP	D1 PRIOR SRV	D2 NO PRIOR SRV	E1 DUTY QUAL	E2 NOT DUTY QUAL	F1 STAY IN USAR	F2 LEAVE AT END	F3 LEAVE PRIOR
1:CONTR GRT DEAL	38.2	38.4	39.2	37.4	42.2	41.7	37.3	39.2	38.3	39.5	37.8	38.2	38.5	37.8	38.3	48.3
2:CONTR SOMEWHAT	41.2	42.2	38.2	43.4	37.1	27.2	40.2	43.7	40.8	40.7	41.7	41.8	39.5	42.9	43.9	20.7
3:WOULDN'T CONTR	16.0	15.7	17.5	14.9	18.1	9.7	17.0	14.5	18.7	16.5	15.7	15.9	16.2	15.7	15.2	24.9
MISSING	4.6	3.8	5.1	4.3	2.6	21.4	5.5	2.6	2.2	3.3	4.8	4.1	5.7	3.6	2.6	6.1
TOTAL PERCENT	100.0	100.0	100.0	100.0	100.0	100.0	100.0	100.0	100.0	100.0	100.0	100.0	100.0	100.0	100.0	100.0

N (Weighted)	A:66045	18938	B:25985	53560	5438	C:1652	43108	34892	5331	D:22534	62449	E:69892	15091	F:52281	25880	5088
N (Unwtd)	A:1355	427	B:569	1090	123	C:30	823	739	190	D:489	1293	E:1464	318	F:1105	539	102
Nmiss (Wtd)	A:N/A		B:N/A			C:N/A				D:N/A		E:N/A		F:1734		
Nmiss(Unwtd)	A:N/A		B:N/A			C:N/A				D:N/A		E:N/A		F:36		

Gender was determined from Q92. Educational status was determined from Q95.
Married = "Married for the first time" and "Remarried;" Not Married = "Single, never married;" and Other = "Legally separated," "Divorced" and "Widowed" (Q97).
Prior service = Respondents who served on active duty in any U.S. military component (Q5). No prior service = All others.
Duty-qualified = Respondents who were awarded the MOS for their current duty position (Q28). Not duty-qualified = All others.
Stay in USAR="Stay to retire"/"Stay beyond oblig.;" Leave at End="Leave after oblig.;" Leave Prior="Leave prior to oblig" (Q84).

1989 Survey of USAR TPU Soldiers
Junior Enlisted Stayers Tabulation Volume

Q91H YOU ATTRITE:PAY IS TOO LOW

	A1 MALE	A2 FEMALE	B1 MARRI-ED	B2 NOT MARRI-ED	B3 OTHER	C1 <THAN HI SCH	C2 HIGH SCHOOL	C3 <THAN COLL	C4 BACH & UP	D1 PRIOR SRV	D2 NO PRIOR SRV	E1 DUTY QUAL	E2 NOT DUTY QUAL	F1 STAY IN USAR	F2 LEAVE AT END	F3 LEAVE PRIOR
1:CONTR GRT DEAL	41.6	44.6	39.7	43.6	41.5	33.4	39.5	45.8	44.8	39.0	43.5	42.6	40.8	39.5	48.5	43.0
2:CONTR SOMEWHAT	39.2	39.8	40.3	39.1	37.4	33.8	41.3	37.4	37.7	40.7	38.9	39.7	38.0	42.1	36.1	33.9
3:WOULDN'T CONTR	15.1	12.1	14.8	13.7	19.5	11.6	14.6	14.3	15.0	17.3	13.4	13.9	16.9	15.1	13.7	15.5
MISSING	4.0	3.6	4.9	3.6	1.6	21.2	4.7	2.3	2.5	2.7	4.3	3.8	4.3	3.3	1.5	7.5
MULTIPLE RESP	0.1	0.0	0.2	0.0	0.0	0.0	0.0	0.2	0.0	0.3	0.0	0.1	0.0	0.0	0.2	0.0
TOTAL PERCENT	100.0	100.0	100.0	100.0	100.0	100.0	100.0	100.0	100.0	100.0	100.0	100.0	100.0	100.0	100.0	100.0

N (Weighted)	A:66045	18938	B:25985	53560	5438	C:1652	43108	34892	5331	D:22534	62449	E:€3892	15091	F:52281	25880	5088
N (Unwtd)	A:1355	427	B:569	1090	123	C:30	823	739	190	D:489	1293	E:1464	318	F:1105	539	102
Nmiss (Wtd)	A:N/A		B:N/A			C:N/A				D:N/A		E:N'A		F:1734		
Nmiss(Unwtd)	A:N/A		B:N/A			C:N/A				D:N/A		E:. /A		F:36		

Gender was determined from Q92. Educational status was determined from Q95.
Married = "Married for the first time" and "Remarried;" Not Married = "Single, never married;" and Other = "Legally separated," "Divorced" and "Widowed" (Q97).
Prior service = Respondents who served on active duty in any U.S. military component (Q5). No prior service = All others.
Duty-qualified = Respondents who were awarded the MOS for their current duty position (Q28). Not duty-qualified = All others.
Stay in USAR="Stay to retire"/"Stay beyond oblig.;" Leave at End="Leave after oblig.;" Leave Prior="Leave prior to oblig" (Q84).

1989 Survey of USAR TPU Soldiers
Junior Enlisted Stayers Tabulation Volume

Q91I YOU ATTRITE:O CREDIT FOR A GOOD JOB

	A1 MALE	A2 FEMALE	B1 MARRI-ED	B2 NOT MARRI-ED	B3 OTHER	C1 <THAN HI SCH	C2 HIGH SCHOOL	C3 <THAN COLL	C4 BACH & UP	D1 PRIOR SRV	D2 NO PRIOR SRV	E1 DUTY QUAL	E2 NOT DUTY QUAL	F1 STAY IN USAR	F2 LEAVE AT END	F3 LEAVE PRIOR
1:CONTR GRT DEAL	37.3	41.6	41.4	36.0	46.6	37.3	39.3	36.7	41.2	41.5	37.1	38.3	38.4	37.4	40.1	42.4
2:CONTR SOMEWHAT	42.3	42.3	37.5	45.0	37.9	27.0	39.6	46.3	42.4	37.3	44.1	42.2	42.9	43.9	42.6	33.4
3:WOULDN'T CONTR	16.6	12.8	16.2	15.8	13.9	20.8	16.4	14.8	15.4	18.2	14.9	15.8	15.8	15.8	15.7	19.1
MISSING	3.7	3.3	4.9	3.2	1.6	14.8	4.7	2.1	1.0	3.0	3.8	3.8	2.9	2.9	1.6	5.1
MULTIPLE RESP	0.0	0.0	0.1	0.0	0.0	0.0	0.0	0.0	0.0	0.0	0.0	0.0	0.0	0.0	0.1	0.0
TOTAL PERCENT	100.0	100.0	100.0	100.0	100.0	100.0	100.0	100.0	100.0	100.0	100.0	100.0	100.0	100.0	100.0	100.0

N (Weighted)	A:66045	18938	B:25985	53560	5438	C:1652	43108	34892	5331	D:22534	62449	E:69892	15091	F:52281	25880	5088
N (Unwtd)	A:1355	427	B:569	1090	123	C:30	823	739	190	D:489	1293	E:1464	318	F:1105	539	102
Nmiss (Wtd)	A:N/A		B:N/A			C:N/A				D:N/A		E:N/A		F:1734		
Nmiss(Unwtd)	A:N/A		B:N/A			C:N/A				D:N/A		E:N/A		F:36		

Gender was determined from Q92. Educational status was determined from Q95.
Married = "Married for the first time" and "Remarried;" Not Married = "Single, never married;" and Other = "Legally separated," "Divorced" and "Widowed" (Q97).
Prior service = Respondents who served on active duty in any U.S. military component (Q5). No prior service = All others.
Duty-qualified = Respondents who were awarded the MOS for their current duty position (Q28). Not duty-qualified = All others.
Stay in USAR="Stay to retire"/"Stay beyond oblig.;" Leave at End="Leave after oblig.;" Leave Prior="Leave prior to oblig" (Q84).

1989 Survey of USAR TPU Soldiers
Junior Enlisted Stayers Tabulation Volume

Q91J YOU ATTRITE:TOO MUCH FAMILY SEPARAT

	A1 MALE	A2 FEMALE	B1 MARRI-ED	B2 NOT MARRI-ED	B3 OTHER	C1 <THAN HI SCH	C2 HIGH SCHOOL	C3 <THAN COLL	C4 BACH & UP	D1 PRIOR SRV	D2 NO PRIOR SRV	E1 DUTY QUAL	E2 NOT DUTY QUAL	F1 STAY IN USAR	F2 LEAVE AT END	F3 LEAVE PRIOR
1:CONTR GRT DEAL	24.3	28.4	27.2	24.6	22.6	20.5	25.1	24.2	34.3	23.3	26.0	24.9	27.1	21.8	31.7	34.0
2:CONTR SOMEWHAT	44.9	43.7	45.7	44.0	45.9	40.4	42.2	48.5	39.9	42.5	45.4	44.2	46.6	47.5	42.3	30.8
3:WOULDN'T CONTR	26.7	23.9	21.9	27.7	29.9	24.4	27.7	24.4	23.8	30.7	24.4	26.7	23.1	27.5	23.5	30.1
MISSING	4.0	4.0	5.2	3.7	1.5	14.8	4.9	2.6	1.9	3.5	4.2	4.1	3.2	3.1	2.5	5.1
MULTIPLE RESP	0.1	0.0	0.0	0.1	0.0	0.0	0.0	0.1	0.0	0.0	0.1	0.1	0.0	0.1	0.0	0.0
TOTAL PERCENT	100.0	100.0	100.0	100.0	100.0	100.0	100.0	100.0	100.0	100.0	100.0	100.0	100.0	100.0	100.0	100.0

N (Weighted)	A:66045	18938	B:25985	5360	5438	C:1652	43108	34892	5331	D:22534	62449	E:69892	15091	F:52281	25880	5088
N (Unwtd)	A:1355	427	B:569	1090	123	C:30	823	739	190	D:489	1293	E:1464	318	F:1105	539	102
Nmiss (Wtd)	A:N/A		B:N/A			C:N/A				D:N/A		E:N/A		F:1734		
Nmiss(Unwtd)	A:N/A		B:N/A			C:N/A				D:N/A		E:N/A		F:36		

Gender was determined from Q92. Educational status was determined from Q95.
Married = "Married for the first time" and "Remarried;" Not Married = "Single, never married;" and Other = "Legally separated," "Divorced" and "Widowed" (Q97).
Prior service = Respondents who served on active duty in any U.S. military component (Q5). No prior service = All others.
Duty-qualified = Respondents who were awarded the MOS for their current duty position (Q28). Not duty-qualified = All others.
Stay in USAR="Stay to retire"/"Stay beyond oblig.;" Leave at End="Leave after oblig.;" Leave Prior="Leave prior to oblig" (Q84).

1989 Survey of USAR TPU Soldiers
Junior Enlisted Stayers Tabulation Volume

Q91K YOU ATTRITE:WANT SCHOOL OR COLLEGE

	A1 MALE	A2 FEMALE	B1 MARRI-ED	B2 NOT MARRI-ED	B3 OTHER	C1 <THAN HI SCH	C2 HIGH SCHOOL	C3 <THAN COLL	C4 BACH & UP	D1 PRIOR SRV	D2 NO PRIOR SRV	E1 DUTY QUAL	E2 NOT DUTY QUAL	F1 STAY IN USAR	F2 LEAVE AT END	F3 LEAVE PRIOR
1:CONTR GRT DEAL	28.0	29.7	20.8	32.5	23.8	34.9	22.8	35.5	24.0	23.3	30.2	28.3	28.5	23.7	36.4	35.6
2:CONTR SOMEWHAT	36.6	37.9	36.3	37.3	36.6	37.4	38.5	34.6	38.8	33.3	38.2	36.9	37.0	39.9	34.9	25.0
3:WOULDN'T CONTR	31.2	28.0	37.0	26.6	38.1	12.9	33.0	27.6	34.4	40.0	27.1	30.6	29.9	33.0	26.7	31.3
MISSING	4.2	4.4	5.9	3.7	1.5	14.8	5.7	2.2	2.8	3.5	4.5	4.2	4.5	3.5	2.0	8.1
TOTAL PERCENT	100.0	100.0	100.0	100.0	100.0	100.0	100.0	100.0	100.0	100.0	100.0	100.0	100.0	100.0	100.0	100.0

N (Weighted)	A:66045	18938	B:25985	53560	5438	C:1652	43108	34892	5331	D:22534	62449	E:69892	15091	F:52281	25880	5088
N (Unwtd)	A:1355	427	B:569	1090	123	C:30	823	739	190	D:489	1293	E:1464	318	F:1105	539	102
Nmiss (Wtd)	A:N/A		B:N/A			C:N/A				D:N/A		E:N/A		F:1734		
Nmiss(Unwtd)	A:N/A		B:N/A			C:N/A				D:N/A		E:N/A		F:36		

Gender was determined from Q92. Educational status was determined from Q95.
Married = "Married for the first time" and "Remarried;" Not Married = "Single, never married;" and Other = "Legally separated," "Divorced" and "Widowed" (Q97).
Prior service = Respondents who served on active duty in any U.S. military component (Q5). No prior service = All others.
Duty-qualified = Respondents who were awarded the MOS for their current duty position (Q28). Not duty-qualified = All others.
Stay in USAR="Stay to retire"/"Stay beyond oblig.;" Leave at End="Leave after oblig.;" Leave Prior="Leave prior to oblig" (Q84).

1989 Survey of USAR TPU Soldiers
Junior Enlisted Stayers Tabulation Volume

Q91L YOU ATTRITE:CAN'T GET DESIRED TRNG

	A1 MALE	A2 FEMALE	B1 MARRI-ED	B2 NOT MARRI-ED	B3 OTHER	C1 <THAN HI SCH	C2 HIGH SCHOOL	C3 <THAN COLL	C4 BACH & UP	D1 PRIOR SRV	D2 NO PRIOR SRV	E1 DUTY QUAL	E2 NOT DUTY QUAL	F1 STAY IN USAR	F2 LEAVE AT END	F3 LEAVE PRIOR
1:CONTR GRT DEAL	31.6	32.0	31.8	31.2	36.6	38.5	30.7	32.0	35.2	30.1	32.3	31.7	31.9	30.3	34.5	36.4
2:CONTR SOMEWHAT	45.0	48.4	43.6	46.8	45.9	27.4	44.8	48.8	40.3	43.1	46.8	45.7	46.1	47.6	45.6	35.8
3:WOULDN'T CONTR	19.2	15.2	20.3	17.7	15.0	12.7	19.4	16.7	22.0	23.6	16.4	18.3	18.5	18.9	17.7	20.5
MISSING	4.2	4.3	4.3	4.3	2.6	21.4	5.1	2.4	2.5	3.3	4.5	4.3	3.5	3.2	2.2	7.3
TOTAL PERCENT	100.0	100.0	100.0	100.0	100.0	100.0	100.0	100.0	100.0	100.0	100.0	100.0	100.0	100.0	100.0	100.0

N (Weighted)	A:66045	18938	B:25985	53560	5438	C:1652	43108	34892	5331	D:22534	62449	E:69892	15091	F:52281	25880	5088
N (Unwtd)	A:1355	427	B:569	1090	123	C:30	823	739	190	D:489	1293	E:1464	318	F:1105	539	102
Nmiss (Wtd)	A:N/A		B:N/A			C:N/A				D:N/A		E:N/A		F:1734		
Nmiss(Unwtd)	A:N/A		B:N/A			C:N/A				D:N/A		E:N/A		F:36		

Gender was determined from Q92. Educational status was determined from Q95.
Married = "Married for the first time" and "Remarried;" Not Married = "Single, never married;" and Other = "Legally separated," "Divorced" and "Widowed" (Q97).
Prior service = Respondents who served on active duty in any U.S. military component (Q5). No prior service = All others.
Duty-qualified = Respondents who were awarded the MOS for their current duty position (Q28). Not duty-qualified = All others.
Stay in USAR="Stay to retire"/"Stay beyond oblig.;" Leave at End="Leave after oblig.;" Leave Prior="Leave prior to oblig" (Q84).

1989 Survey of USAR TPU Soldiers
Junior Enlisted Stayers Tabulation Volume

Q91M YOU ATTRITE:LACK CHALLENGING WORK

	A1 MALE	A2 FEMALE	B1 MARRI-ED	B2 NOT MARRI-ED	B3 OTHER	C1 <THAN HI SCH	C2 HIGH SCHOOL	C3 <THAN COLL	C4 BACH & UP	D1 PRIOR SRV	D2 NO PRIOR SRV	E1 DUTY QUAL	E2 NOT DUTY QUAL	F1 STAY IN USAR	F2 LEAVE AT END	F3 LEAVE PRIOR
1:CONTR GRT DEAL	25.6	30.3	28.3	25.0	35.2	30.6	24.6	27.7	35.2	27.9	26.2	26.1	29.4	26.1	26.2	36.8
2:CONTR SOMEWHAT	48.0	48.7	45.1	49.9	44.9	40.9	46.7	51.6	39.1	44.4	49.5	49.0	44.1	48.5	50.7	40.9
3:WOULDN'T CONTR	22.2	17.8	21.7	21.4	17.3	10.5	23.8	18.2	23.8	24.2	20.2	21.0	22.6	21.9	21.5	17.3
MISSING	4.1	3.2	4.9	3.5	2.6	18.0	4.8	2.3	1.9	3.4	4.1	3.9	3.9	3.4	1.6	5.0
MULTIPLE RESP	0.1	0.0	0.0	0.1	0.0	0.0	0.0	0.1	0.0	0.0	0.1	0.1	0.0	0.1	0.0	0.0
TOTAL PERCENT	100.0	100.0	100.0	100.0	100.0	100.0	100.0	100.0	100.0	100.0	100.0	100.0	100.0	100.0	100.0	100.0

N (Weighted)	A:66045	18938	B:25985	53560	5438	C:1652	43108	34892	5331	D:22534	62449	E:69892	15091	F:52281	25880	5088
N (Unwtd)	A:1355	427	B:569	1090	123	C:30	823	739	190	D:489	1293	E:1464	318	F:1105	539	102
Nmiss (Wtd)	A:N/A		B:N/A			C:N/A				D:N/A		E:N/A		F:1734		
Nmiss(Unwtd)	A:N/A		B:N/A			C:N/A				D:N/A		E:N/A		F:36		

Gender was determined from Q92. Educational status was determined from Q95.
Married = "Married for the first time" and "Remarried;" Not Married = "Single, never married;" and Other = "Legally separated," "Divorced" and "Widowed" (Q97).
Prior service = Respondents who served on active duty in any U.S. military component (Q5). No prior service = All others.
Duty-qualified = Respondents who were awarded the MOS for their current duty position (Q28). Not duty-qualified = All others.
Stay in USAR="Stay to retire"/"Stay beyond oblig.;" Leave at End="Leave after oblig.;" Leave Prior="Leave prior to oblig" (Q84).

1989 Survey of USAR TPU Soldiers
Junior Enlisted Stayers Tabulation Volume

Q91N YOU ATTRITE:NOT TREATED FAIRLY

	A1 MALE	A2 FEMALE	B1 MARRI-ED	B2 NOT MARRI-ED	B3 OTHER	C1 <THAN HI SCH	C2 HIGH SCHOOL	C3 <THAN COLL	C4 BACH & UP	D1 PRIOR SRV	D2 NO PRIOR SRV	E1 DUTY QUAL	E2 NOT DUTY QUAL	F1 STAY IN USAR	F2 LEAVE AT END	F3 LEAVE PRIOR
1:CONTR GRT DEAL	43.1	50.2	45.9	43.5	50.9	38.7	42.9	45.6	54.5	43.1	45.3	44.4	46.1	44.2	45.7	49.3
2:CONTR SOMEWHAT	37.6	35.2	35.6	38.3	32.3	30.2	37.5	38.0	29.6	37.4	37.0	37.1	37.0	39.3	35.7	29.3
3:WOULDN'T CONTR	15.3	11.4	13.5	14.8	15.3	9.7	15.0	14.0	14.0	16.4	13.7	14.8	12.9	13.7	16.5	15.4
MISSING	3.8	3.2	4.7	3.4	1.5	21.4	4.5	2.2	1.9	2.9	4.0	3.7	3.9	2.8	1.8	6.0
MULTIPLE RESP	0.1	0.0	0.2	0.0	0.0	0.0	0.0	0.2	0.0	0.3	0.0	0.1	0.0	0.0	0.2	0.0
TOTAL PERCENT	100.0	100.0	100.0	100.0	100.0	100.0	100.0	100.0	100.0	100.0	100.0	100.0	100.0	100.0	100.0	100.0

N (Weighted)	A:66045	18938	B:25985	53560	5438	C:1652	43108	34892	5331	D:22534	62449	E:69892	15091	F:52281	25880	5088
N (Unwtd)	A:1355	427	B:569	1090	123	C:30	823	739	190	D:489	1293	E:1464	318	F:1105	539	102
Nmiss (Wtd)	A:N/A		B:N/A			C:N/A				D:N/A		E:N/A		F:1734		
Nmiss(Unwtd)	A:N/A		B:N/A			C:N/A				D:N/A		E:N/A		F:36		

Gender was determined from Q92. Educational status was determined from Q95.
Married = "Married for the first time" and "Remarried;" Not Married = "Single, never married;" and Other = "Legally separated," "Divorced" and "Widowed" (Q97).
Prior service = Respondents who served on active duty in any U.S. military component (Q5). No prior service = All others.
Duty-qualified = Respondents who were awarded the MOS for their current duty position (Q28). Not duty-qualified = All others.
Stay in USAR="Stay to retire"/"Stay beyond oblig.;" Leave at End="Leave after oblig.;" Leave Prior="Leave prior to oblig" (Q84).

1989 Survey of USAR TPU Soldiers
Junior Enlisted Stayers Tabulation Volume

Q910 YOU ATTRITE:NOT TREATED W/RESPECT

	A1 MALE	A2 FEMALE	B1 MARRI-ED	B2 NOT MARRI-ED	B3 OTHER	C1 <THAN HI SCH	C2 HIGH SCHOOL	C3 <THAN COLL	C4 BACH & UP	D1 PRIOR SRV	D2 NO PRIOR SRV	E1 DUTY QUAL	E2 NOT DUTY QUAL	F1 STAY IN USAR	F2 LEAVE AT END	F3 LEAVE PRIOR
1:CONTR GRT DEAL	44.1	50.0	44.5	45.2	52.7	33.4	43.5	46.9	55.2	42.5	46.5	44.9	48.0	44.4	47.4	51.4
2:CONTR SOMEWHAT	35.9	35.0	34.2	37.0	29.9	23.6	35.7	36.8	31.4	37.6	34.9	36.0	34.1	38.5	34.0	23.0
3:WOULDN'T CONTR	15.7	11.9	16.2	14.3	14.1	21.6	15.8	13.7	12.7	16.4	14.3	14.9	14.4	14.2	16.2	18.5
MISSING	4.2	3.1	4.9	3.6	3.4	21.4	4.8	2.6	0.7	3.2	4.3	4.1	3.5	3.0	2.0	7.0
MULTIPLE RESP	0.1	0.0	0.3	0.0	0.0	0.0	0.2	0.0	0.0	0.3	0.0	0.1	0.0	0.0	0.3	0.0
TOTAL PERCENT	100.0	100.0	100.0	100.0	100.0	100.0	100.0	100.0	100.0	100.0	100.0	100.0	100.0	100.0	100.0	100.0

N (Weighted)	A:66045	18938	B:25985	53560	5438	C:1652	43108	34892	5331	D:22534	62449	E:69892	15091	F:52281	25880	5088
N (Unwtd)	A:1355	427	B:569	1090	123	C:30	823	739	190	D:489	1293	E:1464	318	F:1105	539	102
Nmiss (Wtd)	A:N/A		B:N/A			C:N/A				D:N/A		E:N/A		F:1734		
Nmiss(Unwtd)	A:N/A		B:N/A			C:N/A				D:N/A		E:N/A		F:36		

Gender was determined from Q92. Educational status was determined from Q95.
Married = "Married for the first time" and "Remarried;" Not Married = "Single, never married;" and Other = "Legally separated," "Divorced" and "Widowed" (Q97).
Prior service = Respondents who served on active duty in any U.S. military component (Q5). No prior service = All others.
Duty-qualified = Respondents who were awarded the MOS for their current duty position (Q28). Not duty-qualified = All others.
Stay in USAR="Stay to retire"/"Stay beyond oblig.;" Leave at End="Leave after oblig.;" Leave Prior="Leave prior to oblig" (Q84).

1989 Survey of USAR TPU Soldiers
Junior Enlisted Stayers Tabulation Volume

Q91P YOU ATTRITE:LACK TRAINING EQUIPMENT

	A1 MALE	A2 FEMALE	B1 MARRI-ED	B2 NOT MARRI-ED	B3 OTHER	C1 <THAN HI SCH	C2 HIGH SCHOOL	C3 <THAN COLL	C4 BACH & UP	D1 PRIOR SRV	D2 NO PRIOR SRV	E1 DUTY QUAL	E2 NOT DUTY QUAL	F1 STAY IN USAR	F2 LEAVE AT END	F3 LEAVE PRIOR
1:CONTR GRT DEAL	27.6	21.8	30.4	24.2	28.3	25.8	27.0	26.0	23.3	27.9	25.8	26.5	25.7	26.1	27.4	27.7
2:CONTR SOMEWHAT	47.7	48.8	42.8	50.2	49.7	39.7	46.0	50.9	47.2	45.5	48.8	47.2	51.5	48.6	48.7	47.7
3:WOULDN'T CONTR	20.7	26.2	21.8	22.2	19.5	13.1	22.1	21.0	28.8	23.4	21.4	22.5	19.4	22.3	22.1	19.6
MISSING	3.9	2.9	4.9	3.3	1.5	21.4	4.6	2.1	0.7	3.0	3.9	3.8	3.1	2.9	1.8	4.0
MULTIPLE RESP	0.1	0.3	0.0	0.1	1.0	0.0	0.2	0.0	0.0	0.2	0.1	0.1	0.3	0.1	0.0	1.0
TOTAL PERCENT	100.0	100.0	100.0	100.0	100.0	100.0	100.0	100.0	100.0	100.0	100.0	100.0	100.0	100.0	100.0	100.0

N (Weighted)	A:66045	18938	B:25985	53560	5438	C:1652	43108	34892	5331	D:22534	62449	E:69892	15091	F:52281	25880	5088
N (Unwtd)	A:1355	427	B:569	1090	123	C:30	823	739	190	D:489	1293	E:1464	318	F:1105	539	102
Nmiss (Wtd)	A:N/A		B:N/A			C:N/A				D:N/A		E:N/A		F:1734		
Nmiss(Unwtd)	A:N/A		B:N/A			C:N/A				D:N/A		E:N/A		F:36		

Gender was determined from Q92. Educational status was determined from Q95.
Married = "Married for the first time" and "Remarried;" Not Married = "Single, never married;" and Other = "Legally separated," "Divorced" and "Widowed" (Q97).
Prior service = Respondents who served on active duty in any U.S. military component (Q5). No prior service = All others.
Duty-qualified = Respondents who were awarded the MOS for their current duty position (Q28). Not duty-qualified = All others.
Stay in USAR="Stay to retire"/"Stay beyond oblig.;" Leave at End="Leave after oblig.;" Leave Prior="Leave prior to oblig" (Q84).

1989 Survey of USAR TPU Soldiers
Junior Enlisted Stayers Tabulation Volume

Q91Q YOU ATTRITE:NOT ENOUGH TRAVEL

	A1 MALE	A2 FEMALE	B1 MARRI-ED	B2 NOT MARRI-ED	B3 OTHER	C1 <THAN HI SCH	C2 HIGH SCHOOL	C3 <THAN COLL	C4 BACH & UP	D1 PRIOR SRV	D2 NO PRIOR SRV	E1 DUTY QUAL	E2 NOT DUTY QUAL	F1 STAY IN USAR	F2 LEAVE AT END	F3 LEAVE PRIOR
1:CONTR GRT DEAL	23.0	24.0	24.0	22.5	26.5	30.0	23.1	22.8	24.7	22.7	23.4	23.1	23.5	23.2	22.7	27.5
2:CONTR SOMEWHAT	43.3	42.4	41.8	44.0	40.9	20.6	42.6	44.6	44.8	42.0	43.6	42.9	44.4	44.5	43.8	34.3
3:WOULDN'T CONTR	29.9	30.4	30.0	30.0	30.1	31.4	29.7	30.4	29.8	31.7	29.4	30.4	28.3	29.3	32.0	33.2
MISSING	3.8	3.1	4.2	3.5	2.6	18.0	4.6	2.3	0.7	3.6	3.7	3.6	3.8	3.0	1.4	5.1
TOTAL PERCENT	100.0	100.0	100.0	100.0	100.0	100.0	100.0	100.0	100.0	100.0	100.0	100.0	100.0	100.0	100.0	100.0

N (Weighted)	A:66045	18938	B:25985	53560	5438	C:1652	43108	34892	5331	D:22534	62449	E:69892	15091	F:52281	25880	5088
N (Unwtd)	A:1355	427	B:569	1090	123	C:30	823	739	190	D:489	1293	E:1464	318	F:1105	539	102
Nmiss (Wtd)	A:N/A		B:N/A			C:N/A				D:N/A		E:N/A		F:1734		
Nmiss(Unwtd)	A:N/A		B:N/A			C:N/A				D:N/A		E:N/A		F:36		

Gender was determined from Q92. Educational status was determined from Q95.
Married = "Married for the first time" and "Remarried;" Not Married = "Single, never married;" and Other = "Legally separated," "Divorced" and "Widowed" (Q97).
Prior service = Respondents who served on active duty in any U.S. military component (Q5). No prior service = All others.
Duty-qualified = Respondents who were awarded the MOS for their current duty position (Q28). Not duty-qualified = All others.
Stay in USAR="Stay to retire"/"Stay beyond oblig.;" Leave at End="Leave after oblig.;" Leave Prior="Leave prior to oblig" (Q84).

1989 Survey of USAR TPU Soldiers
Junior Enlisted Stayers Tabulation Volume

Q91R YOU ATTRITE:NO PRIDE IN MEMBERSHIP

	A1 MALE	A2 FEMALE	B1 MARRI-ED	B2 NOT MARRI-ED	B3 OTHER	C1 <THAN HI SCH	C2 HIGH SCHOOL	C3 <THAN COLL	C4 BACH & UP	D1 PRIOR SRV	D2 NO PRIOR SRV	E1 DUTY QUAL	E2 NOT DUTY QUAL	F1 STAY IN USAR	F2 LEAVE AT END	F3 LEAVE PRIOR
1:CONTR GRT DEAL	28.5	29.2	30.3	27.5	32.5	31.4	28.9	27.1	36.0	26.2	29.6	28.9	27.7	30.0	25.9	34.2
2:CONTR SOMEWHAT	43.0	46.1	42.7	44.3	42.1	29.8	42.5	46.4	39.6	42.4	44.1	43.3	45.3	43.4	46.4	35.4
3:WOULDN'T CONTR	24.7	21.8	22.4	24.7	24.7	20.8	24.1	24.1	23.7	28.1	22.5	24.2	23.2	23.5	25.8	26.3
MISSING	3.7	2.9	4.6	3.3	0.6	18.0	4.4	2.2	0.7	3.3	3.6	3.5	3.5	3.0	1.6	4.0
MULTIPLE RESP	0.2	0.0	0.0	0.2	0.0	0.0	0.1	0.2	0.0	0.0	0.2	0.1	0.3	0.1	0.2	0.0
TOTAL PERCENT	100.0	100.0	100.0	100.0	100.0	100.0	100.0	100.0	100.0	100.0	100.0	100.0	100.0	100.0	100.0	100.0

N (Weighted)	A:66045	18938	B:25985	53560	5438	C:1652	43108	34892	5331	D:22534	62449	E:69892	15091	F:52281	25880	5088
N (Unwtd)	A:1355	427	B:569	1090	123	C:30	823	739	190	D:489	1293	E:1464	318	F:1105	539	102
Nmiss (Wtd)	A:N/A		B:N/A			C:N/A				D:N/A		E:N/A		F:1734		
Nmiss(Unwtd)	A:N/A		B:N/A			C:N/A				D:N/A		E:N/A		F:36		

Gender was determined from Q92. Educational status was determined from Q95.
Married = "Married for the first time" and "Remarried;" Not Married = "Single, never married;" and Other = "Legally separated," "Divorced" and "Widowed" (Q97).
Prior service - Respondents who served on active duty in any U.S. military component (Q5). No prior service = All others.
Duty-qualified = Respondents who were awarded the MOS for their current duty position (Q28). Not duty-qualified = All others.
Stay in USAR="Stay to retire"/"Stay beyond oblig.;" Leave at End="Leave after oblig.;" Leave Prior="Leave prior to oblig" (Q84).

1989 Survey of USAR TPU Soldiers
Junior Enlisted Stayers Tabulation Volume

Q91S YOU ATTRITE:DISLIKE DUTY ASSIGNMENT

	A1 MALE	A2 FEMALE	B1 MARRI-ED	B2 NOT MARRI-ED	B3 OTHER	C1 <THAN HI SCH	C2 HIGH SCHOOL	C3 <THAN COLL	C4 BACH & UP	D1 PRIOR SRV	D2 NO PRIOR SRV	E1 DUTY QUAL	E2 NOT DUTY QUAL	F1 STAY IN USAR	F2 LEAVE AT END	F3 LEAVE PRIOR
1:CONTR GRT DEAL	28.4	34.0	30.9	29.0	30.2	27.0	27.4	31.6	36.5	28.8	30.0	29.1	32.5	28.0	32.9	32.8
2:CONTR SOMEWHAT	45.6	46.5	42.9	47.0	47.8	38.7	45.4	46.9	44.1	45.1	46.0	46.4	43.0	46.8	46.4	42.9
3:WOULDN'T CONTR	21.8	16.1	20.9	20.4	20.4	16.3	22.4	18.9	18.4	22.5	19.9	20.4	21.4	21.9	18.8	19.3
MISSING	4.1	3.3	5.3	3.6	1.6	18.0	4.8	2.7	1.1	3.6	4.1	4.1	3.1	3.3	1.9	5.1
TOTAL PERCENT	100.0	100.0	100.0	100.0	100.0	100.0	100.0	100.0	100.0	100.0	100.0	100.0	100.0	100.0	100.0	100.0

N (Weighted)	A:66045	18938	B:25985	53560	5438	C:1652	43108	34892	5331	D:22534	62449	E:69892	15091	F:52281	25880	5088
N (Unwtd)	A:1355	427	B:569	1090	123	C:30	823	739	190	D:489	1293	E:1464	318	F:1105	539	102
Nmiss (Wtd)	A:N/A		B:N/A			C:N/A				D:N/A		E:N/A		F:1734		
Nmiss(Unwtd)	A:N/A		B:N/A			C:N/A				D:N/A		E:N/A		F:36		

Gender was determined from Q92. Educational status was determined from Q95.
Married = "Married for the first time" and "Remarried;" Not Married = "Single, never married;" and Other = "Legally separated," "Divorced" and "Widowed" (Q97).
Prior service = Respondents who served on active duty in any U.S. military component (Q5). No prior service = All others.
Duty-qualified = Respondents who were awarded the MOS for their current duty position (Q28). Not duty-qualified = All others.
Stay in USAR="Stay to retire"/"Stay beyond oblig.;" Leave at End="Leave after oblig.;" Leave Prior="Leave prior to oblig" (Q84).

1989 Survey of USAR TPU Soldiers
Junior Enlisted Stayers Tabulation Volume

Q91T YOU ATTRITE:LACK RECOGNITION/AWARDS

	A1 MALE	A2 FEMALE	B1 MARRI-ED	B2 NOT MARRI-ED	B3 OTHER	C1 <THAN HI SCH	C2 HIGH SCHOOL	C3 <THAN COLL	C4 BACH & UP	D1 PRIOR SRV	D2 NO PRIOR SRV	E1 DUTY QUAL	E2 NOT DUTY QUAL	F1 STAY IN USAR	F2 LEAVE AT END	F3 LEAVE PRIOR
1:CONTR GRT DEAL	28.8	29.6	30.9	27.6	33.0	20.8	29.6	28.3	30.9	33.1	27.5	28.7	30.4	29.9	29.2	24.0
2:CONTR SOMEWHAT	45.0	48.1	42.6	47.2	46.2	33.6	44.7	48.3	41.1	41.7	47.2	46.1	44.0	47.7	42.9	45.2
3:WOULDN'T CONTR	22.4	19.2	21.6	21.9	20.2	30.8	21.3	21.1	26.0	21.9	21.6	21.6	22.1	19.7	26.0	24.8
MISSING	3.8	3.1	5.0	3.3	0.6	14.8	4.4	2.4	2.0	3.3	3.8	3.7	3.6	2.7	1.9	6.0
TOTAL PERCENT	100.0	100.0	100.0	100.0	100.0	100.0	100.0	100.0	100.0	100.0	100.0	100.0	100.0	100.0	100.0	100.0

N (Weighted)	A:66045	18938	B:25985	53560	5438	C:1652	43108	34892	5331	D:22534	62449	E:69892	15091	F:52281	25880	5088
N (Unwtd)	A:1355	427	B:569	1090	123	C:30	823	739	190	D:489	1293	E:1464	318	F:1105	539	102
Nmiss (Wtd)	A:N/A		B:N/A			C:N/A				D:N/A		E:N/A		F:1734		
Nmiss(Unwtd)	A:N/A		B:N/A			C:N/A				D:N/A		E:N/A		F:36		

Gender was determined from Q92. Educational status was determined from Q95.
Married = "Married for the first time" and "Remarried;" Not Married = "Single, never married;" and Other = "Legally separated," "Divorced" and "Widowed" (Q97).
Prior service = Respondents who served on active duty in any U.S. military component (Q5). No prior service = All others.
Duty-qualified = Respondents who were awarded the MOS for their current duty position (Q28). Not duty-qualified = All others.
Stay in USAR="Stay to retire"/"Stay beyond oblig.;" Leave at End="Leave after oblig.;" Leave Prior="Leave prior to oblig" (Q84).

1989 Survey of USAR TPU Soldiers
Junior Enlisted Stayers Tabulation Volume

Q91U YOU ATTRITE:PAY PROBLEMS

	A1 MALE	A2 FEMALE	B1 MARRI-ED	B2 NOT MARRI-ED	B3 OTHER	C1 <THAN HI SCH	C2 HIGH SCHOOL	C3 <THAN COLL	C4 BACH & UP	D1 PRIOR SRV	D2 NO PRIOR SRV	E1 DUTY QUAL	E2 NOT DUTY QUAL	F1 STAY IN USAR	F2 LEAVE AT END	F3 LEAVE PRIOR
1:CONTR GRT DEAL	43.4	43.2	40.7	44.9	40.0	43.3	40.6	45.6	50.6	41.1	44.1	43.3	43.4	42.7	44.3	47.9
2:CONTR SOMEWHAT	37.2	37.6	35.8	38.2	35.2	30.4	37.6	37.9	33.3	37.9	37.1	37.4	36.9	38.3	37.3	35.1
3:WOULDN'T CONTR	15.8	15.0	18.3	13.6	22.3	11.4	17.0	14.1	15.5	17.6	14.9	15.5	16.0	15.7	16.9	11.9
MISSING	3.6	4.2	5.0	3.2	2.5	14.8	4.7	2.4	0.7	3.2	3.9	3.7	3.6	3.2	1.5	5.0
MULTIPLE RESP	0.1	0.0	0.1	0.0	0.0	0.0	0.1	0.0	0.0	0.2	0.0	0.1	0.0	0.1	0.0	0.0
TOTAL PERCENT	100.0	100.0	100.0	100.0	100.0	100.0	100.0	100.0	100.0	100.0	100.0	100.0	100.0	100.0	100.0	100.0

N (Weighted)	A:66045	18938	B:25985	53560	5438	C:1652	43108	34892	5331	D:22534	62449	E:69892	15091	F:52281	25880	5088
N (Unwtd)	A:1355	427	B:569	1090	123	C:30	823	739	190	D:489	1293	E:1464	318	F:1105	539	102
Nmiss (Wtd)	A:N/A		B:N/A			C:N/A				D:N/A		E:N/A		F:1734		
Nmiss(Unwtd)	A:N/A		B:N/A			C:N/A				D:N/A		E:N/A		F:36		

Gender was determined from Q92. Educational status was determined from Q95.
Married = "Married for the first time" and "Remarried;" Not Married = "Single, never married;" and Other = "Legally separated," "Divorced" and "Widowed" (Q97).
Prior service = Respondents who served on active duty in any U.S. military component (Q5). No prior service = All others.
Duty-qualified = Respondents who were awarded the MOS for their current duty position (Q28). Not duty-qualified = All others.
Stay in USAR="Stay to retire"/"Stay beyond oblig.;" Leave at End="Leave after oblig.;" Leave Prior="Leave prior to oblig" (Q84).

1989 Survey of USAR TPU Soldiers
Junior Enlisted Stayers Tabulation Volume

Q91V YOU ATTRITE:HARD GETTING TO DRILLS

	A1 MALE	A2 FEMALE	B1 MARRI-ED	B2 NOT MARRI-ED	B3 OTHER	C1 <THAN HI SCH	C2 HIGH SCHOOL	C3 <THAN COLL	C4 BACH & UP	D1 PRIOR SRV	D2 NO PRIOR SRV	E1 DUTY QUAL	E2 NOT DUTY QUAL	F1 STAY IN USAR	F2 LEAVE AT END	F3 LEAVE PRIOR
1:CONTR GRT DEAL	25.1	32.0	26.2	27.0	25.9	24.4	25.0	27.6	34.6	25.5	27.1	26.3	28.5	24.5	29.8	37.4
2:CONTR SOMEWHAT	44.6	40.7	42.7	44.6	39.1	41.7	42.4	46.0	39.5	43.5	43.8	43.3	45.6	46.9	40.8	35.7
3:WOULDN'T CONTR	26.4	23.7	26.1	25.0	32.5	15.7	27.7	24.1	24.9	27.5	25.2	26.6	22.4	25.5	27.4	22.4
MISSING	3.8	3.7	5.0	3.3	2.5	18.2	4.8	2.2	1.1	3.6	3.8	3.8	3.5	3.1	1.8	4.4
MULTIPLE RESP	0.1	0.0	0.0	0.1	0.0	0.0	0.1	0.0	0.0	0.0	0.1	0.1	0.0	0.0	0.2	0.0
TOTAL PERCENT	100.0	100.0	100.0	100.0	100.0	100.0	100.0	100.0	100.0	100.0	100.0	100.0	100.0	100.0	100.0	100.0

N (Weighted)	A:66045	18938	B:25985	53560	5438	C:1652	43108	34892	5331	D:22534	62449	E:69892	15091	F:52281	25880	5088
N (Unwtd)	A:1355	427	B:569	1090	123	C:30	823	739	190	D:489	1293	E:1464	318	F:1105	539	102
Nmiss (Wtd)	A:N/A		B:N/A			C:N/A				D:N/A		E:N/A		F:1734		
Nmiss(Unwtd)	A:N/A		B:N/A			C:N/A				D:N/A		E:N/A		F:36		

Gender was determined from Q92. Educational status was determined from Q95.
Married = "Married for the first time" and "Remarried;" Not Married = "Single, never married;" and Other = "Legally separated," "Divorced" and "Widowed" (Q97).
Prior service = Respondents who served on active duty in any U.S. military component (Q5). No prior service = All others.
Duty-qualified = Respondents who were awarded the MOS for their current duty position (Q28). Not duty-qualified = All others.
Stay in USAR="Stay to retire"/"Stay beyond oblig.;" Leave at End="Leave after oblig.;" Leave Prior="Leave prior to oblig" (Q84).

1989 Survey of USAR TPU Soldiers
Junior Enlisted Stayers Tabulation Volume

Q91W YOU ATTRITE:TOO MANY DRILL CHANGES

	A1 MALE	A2 FEMALE	B1 MARRI-ED	B2 NOT MARRI-ED	B3 OTHER	C1 <THAN HI SCH	C2 HIGH SCHOOL	C3 <THAN COLL	C4 BACH & UP	D1 PRIOR SRV	D2 NO PRIOR SRV	E1 DUTY QUAL	E2 NOT DUTY QUAL	F1 STAY IN USAR	F2 LEAVE AT END	F3 LEAVE PRIOR
1:CONTR GRT DEAL	21.5	25.0	24.6	21.0	23.5	14.3	21.4	22.6	29.9	2'.7	22.5	22.7	20.5	21.3	24.2	23.0
2:CONTR SOMEWHAT	44.1	43.5	39.9	46.3	39.5	43.9	43.7	45.2	37.2	39.7	45.5	43.7	44.9	45.6	43.0	41.4
3:WOULDN'T CONTR	30.8	28.4	31.0	29.5	34.4	23.8	30.4	30.1	32.2	36.0	28.2	30.2	30.4	30.2	30.9	31.6
MISSING	3.7	2.8	4.5	3.1	2.5	18.0	4.4	2.1	0.7	2.7	3.7	3.4	3.8	2.8	1.8	4.0
MULTIPLE RESP	0.0	0.3	0.0	0.1	0.0	0.0	0.1	0.0	0.0	0.0	0.1	0.0	0.3	0.1	0.0	0.0
TOTAL PERCENT	100.0	100.0	100.0	100.0	100.0	100.0	100.0	100.0	100.0	100.0	100.0	100.0	100.0	100.0	100.0	100.0

N (Weighted)	A:66045	18938	B:25985	53560	5438	C:1652	43108	34892	5331	D:22534	62449	E:69892	15091	F:52281	25880	5088
N (Unwtd)	A:1355	427	B:569	1090	123	C:30	823	739	190	D:489	1293	E:1464	318	F:1105	539	102
Nmiss (Wtd)	A:N/A		B:N/A			C:N/A				D:N/A		E:N/A		F:1734		
Nmiss(Unwtd)	A:N/A		B:N/A			C:N/A				D:N/A		E:N/A		F:36		

Gender was determined from Q92. Educational status was determined from Q95.
Married = "Married for the first time" and "Remarried;" Not Married = "Single, never married;" and Other = "Legally separated," "Divorced" and "Widowed" (Q97).
Prior service = Respondents who served on active duty in any U.S. military component (Q5). No prior service = All others.
Duty-qualified = Respondents who were awarded the MOS for their current duty position (Q28). Not duty-qualified = All others.
Stay in USAR="Stay to retire"/"Stay beyond oblig.;" Leave at End="Leave after oblig.;" Leave Prior="Leave prior to oblig" (Q84).

1989 Survey of USAR TPU Soldiers
Junior Enlisted Stayers Tabulation Volume

Q91X YOU ATTRITE:POOR ADVANCEMENT

	A1 MALE	A2 FEMALE	B1 MARRI-ED	B2 NOT MARRI-ED	B3 OTHER	C1 <THAN HI SCH	C2 HIGH SCHOOL	C3 <THAN COLL	C4 BACH & UP	D1 PRIOR SRV	D2 NO PRIOR SRV	E1 DUTY QUAL	E2 NOT DUTY QUAL	F1 STAY IN USAR	F2 LEAVE AT END	F3 LEAVE PRIOR
1:CONTR GRT DEAL	35.1	40.3	38.4	34.9	39.8	26.0	34.2	38.0	45.1	38.0	35.7	35.9	38.3	36.6	35.0	41.6
2:CONTR SOMEWHAT	45.6	44.2	42.8	47.0	40.8	36.6	45.9	45.9	39.2	43.0	46.1	45.9	42.7	46.4	46.0	41.2
3:WOULDN'T CONTR	15.7	12.1	13.9	15.0	18.8	16.1	15.8	13.8	14.7	16.1	14.5	14.7	15.6	14.4	17.1	12.2
MISSING	3.5	3.4	4.9	3.2	0.6	21.4	4.1	2.3	1.0	2.9	3.8	3.6	3.3	2.6	1.9	5.0
TOTAL PERCENT	100.0	100.0	100.0	100.0	100.0	100.0	100.0	100.0	100.0	100.0	100.0	100.0	100.0	100.0	100.0	100.0

N (Weighted)	A:66045	18938	B:25985	53560	5438	C:1652	43108	34892	5331	D:22534	62449	E:69892	15091	F:52281	25880	5088
N (Unwtd)	A:1355	427	B:569	1090	123	C:30	823	739	190	D:489	1293	E:1464	318	F:1105	539	102
Nmiss (Wtd)	A:N/A		B:N/A			C:N/A				D:N/A		E:N/A		F:1734		
Nmiss(Unwtd)	A:N/A		B:N/A			C:N/A				D:N/A		E:N/A		F:36		

Gender was determined from Q92. Educational status was determined from Q95.
Married = "Married for the first time" and "Remarried;" Not Married = "Single, never married;" and Other = "Legally separated," "Divorced" and "Widowed" (Q97).
Prior service = Respondents who served on active duty in any U.S. military component (Q5). No prior service = All others.
Duty-qualified = Respondents who were awarded the MOS for their current duty position (Q28). Not duty-qualified = All others.
Stay in USAR="Stay to retire"/"Stay beyond oblig.;" Leave at End="Leave after oblig.;" Leave Prior="Leave prior to oblig" (Q84).

1989 Survey of USAR TPU Soldiers
Junior Enlisted Stayers Tabulation Volume

Q91Y YOU ATTRITE:LACK = OPPTY - RACE

	A1 MALE	A2 FEMALE	B1 MARRI-ED	B2 NOT MARRI-ED	B3 OTHER	C1 <THAN HI SCH	C2 HIGH SCHOOL	C3 <THAN COLL	C4 BACH & UP	D1 PRIOR SRV	D2 NO PRIOR SRV	E1 DUTY QUAL	E2 NOT DUTY QUAL	F1 STAY IN USAR	F2 LEAVE AT END	F3 LEAVE PRIOR
1:CONTR GRT DEAL	32.2	44.4	31.9	36.1	38.1	27.6	35.5	33.5	41.7	33.4	35.5	34.4	37.3	34.4	34.4	47.3
2:CONTR SOMEWHAT	29.2	30.4	29.5	29.0	33.4	20.5	29.7	30.6	22.2	30.0	29.2	29.1	31.0	32.1	26.7	23.3
3:WOULDN'T CONTR	34.9	22.5	33.6	32.0	26.1	33.9	30.3	33.8	35.5	33.2	31.7	32.8	28.8	30.4	37.5	24.4
MISSING	3.8	2.8	5.0	3.0	2.5	18.0	4.6	2.1	0.7	3.4	3.6	3.7	2.8	3.0	1.4	5.0
TOTAL PERCENT	100.0	100.0	100.0	100.0	100.0	100.0	100.0	100.0	100.0	100.0	100.0	100.0	100.0	100.0	100.0	100.0

N (Weighted)	A:66045	18938	B:25985	53560	5438	C:1652	43108	34892	5331	D:22534	62449	E:69892	15091	F:52281	25880	5088
N (Unwtd)	A:1355	427	B:569	1090	123	C:30	823	739	190	D:489	1293	E:1464	318	F:1105	539	102
Nmiss (Wtd)	A:N/A		B:N/A			C:N/A				D:N/A		E:N/A		F:1734		
Nmiss(Unwtd)	A:N/A		B:N/A			C:N/A				D:N/A		E:N/A		F:36		

Gender was determined from Q92. Educational status was determined from Q95.
Married = "Married for the first time" and "Remarried;" Not Married = "Single, never married;" and Other = "Legally separated," "Divorced" and "Widowed" (Q97).
Prior service = Respondents who served on active duty in any U.S. military component (Q5). No prior service = All others.
Duty-qualified = Respondents who were awarded the MOS for their current duty position (Q28). Not duty-qualified = All others.
Stay in USAR="Stay to retire"/"Stay beyond oblig.;" Leave at End="Leave after oblig.;" Leave Prior="Leave prior to oblig" (Q84).

1989 Survey of USAR TPU Soldiers
Junior Enlisted Stayers Tabulation Volume

Q91Z YOU ATTRITE:LACK = OPPTY - SEX

	A1 MALE	A2 FEMALE	B1 MARRI-ED	B2 NOT MARRI-ED	B3 OTHER	C1 <THAN HI SCH	C2 HIGH SCHOOL	C3 <THAN COLL	C4 BACH & UP	D1 PRIOR SRV	D2 NO PRIOR SRV	E1 DUTY QUAL	E2 NOT DUTY QUAL	F1 STAY IN USAR	F2 LEAVE AT END	F3 LEAVE PRIOR
1:CONTR GRT DEAL	26.1	45.7	27.4	31.9	31.8	18.0	30.4	30.1	37.6	28.7	31.2	30.8	29.0	30.3	31.4	32.6
2:CONTR SOMEWHAT	30.6	29.0	31.9	29.4	30.3	17.1	30.7	31.2	23.5	30.8	30.0	29.4	34.2	32.7	26.8	28.7
3:WOULDN'T CONTR	39.5	22.2	35.8	35.4	37.3	43.6	34.4	36.4	37.9	37.5	34.9	36.0	33.9	34.0	40.4	33.6
MISSING	3.8	3.2	4.9	3.4	0.6	21.4	4.4	2.3	1.0	3.1	3.9	3.8	2.9	3.0	1.4	5.1
TOTAL PERCENT	100.0	100.0	100.0	100.0	100.0	100.0	100.0	100.0	100.0	100.0	100.0	100.0	100.0	100.0	100.0	100.0

N (Weighted)	A:66045	18938	B:25985	53560	5438	C:1652	43108	34892	5331	D:22534	62449	E:69892	15091	F:52281	25880	5088
N (Unwtd)	A:1355	427	B:569	1090	123	C:30	823	739	190	D:489	1293	E:1464	318	F:1105	539	102
Nmiss (Wtd)	A:N/A		B:N/A			C:N/A				D:N/A		E:N/A		F:1734		
Nmiss(Unwtd)	A:N/A		B:N/A			C:N/A				D:N/A		E:N/A		F:36		

Gender was determined from Q92. Educational status was determined from Q95.
Married = "Married for the first time" and "Remarried;" Not Married = "Single, never married;" and Other = "Legally separated," "Divorced" and "Widowed" (Q97).
Prior service = Respondents who served on active duty in any U.S. military component (Q5). No prior service = All others.
Duty-qualified = Respondents who were awarded the MOS for their current duty position (Q28). Not duty-qualified = All others.
Stay in USAR="Stay to retire"/"Stay beyond oblig.;" Leave at End="Leave after oblig.;" Leave Prior="Leave prior to oblig" (Q84).

1989 Survey of USAR TPU Soldiers
Junior Enlisted Stayers Tabulation Volume

Q92 RESPONDENT'S SEX

	A1 MALE	A2 FEMALE	B1 MARRI-ED	B2 NOT MARRI-ED	B3 OTHER	C1 <THAN HI SCH	C2 HIGH SCHOOL	C3 <THAN COLL	C4 BACH & UP	D1 PRIOR SRV	D2 NO PRIOR SRV	E1 DUTY QUAL	E2 NOT DUTY QUAL	F1 STAY IN USAR	F2 LEAVE AT END	F3 LEAVE PRIOR
1:MALE	100.0	0.0	82.2	76.5	68.9	100.0	82.1	72.7	67.9	86.2	74.6	77.8	77.2	79.4	73.9	81.2
2:FEMALE	0.0	100.0	17.8	23.5	31.1	0.0	17.9	27.3	32.1	13.8	25.4	22.2	22.8	20.6	26 1	18.8
TOTAL PERCENT	100.0	100.0	100.0	100.0	100.0	100.0	100.0	100.0	100.0	100.0	100.0	100.0	100.0	100.0	100.0	100.0

N (Weighted)	A:66045	18938	B:25985	53560	5438	C:1652	43108	34892	5331	D:22534	62449	E:69892	15091	F:52281	25880	5088
N (Unwtd)	A:1355	427	B:569	1090	123	C:30	823	739	190	D:489	1293	E:1464	318	F:1105	539	102
Nmiss (Wtd)	A:N/A		B:N/A			C:N/A				D:N/A		E:N/A		F:1734		
Nmiss(Unwtd)	A:N/A		B:N/A			C:N/A				D:N/A		E:N/A		F:36		

Gender was determined from Q92. Educational status was determined from Q95.
Married = "Married for the first time" and "Remarried;" Not Married = "Single, never married;" and Other = "Legally separated," "Divorced" and "Widowed" (Q97).
Prior service = Respondents who served on active duty in any U.S. military component (Q5). No prior service = All others.
Duty-qualified = Respondents who were awarded the MOS for their current duty position (Q28). Not duty-qualified = All others.
Stay in USAR="Stay to retire"/"Stay beyond oblig.;" Leave at End="Leave after oblig.;" Leave Prior="Leave prior to oblig" (Q84)

1989 Survey of USAR TPU Soldiers
Junior Enlisted Stayers Tabulation Volume

Q93 AGE ON LAST BIRTHDAY

	A1 MALE	A2 FEMALE	B1 MARRI-ED	B2 NOT MARRI-ED	B3 OTHER	C1 <THAN HI SCH	C2 HIGH SCHOOL	C3 <THAN COLL	C4 BACH & UP	D1 PRIOR SRV	D2 NO PRIOR SRV	E1 DUTY QUAL	E2 NOT DUTY QUAL	F1 STAY IN USAR	F2 LEAVE AT END	F3 LEAVE PRIOR
17-21	35.3	33.6	13.0	48.7	3.9	26.7	37.5	36.7	4.8	3.6	46.2	36.2	29.0	28.3	46.2	52.3
22-25	28.9	32.3	25.3	32.2	25.3	20.5	24.8	36.0	30.0	27.3	30.5	31.5	21.1	29.3	33.1	18.2
26-34	24.8	24.8	44.5	13.0	47.2	27.1	27.3	19.7	37.7	48.1	16.4	22.5	35.6	29.8	16.1	24.3
35-44	6.1	4.9	11.9	1.7	17.6	4.5	5.2	4.5	20.7	15.0	2.6	5.3	8.6	8.1	2.5	1.7
45-54	0.7	0.1	1.5	0.0	1.3	4.5	0.5	0.1	2.3	2.1	0.0	0.6	0.3	0.8	0.2	0.3
55 & OVER	0.3	0.0	0.3	0.1	1.0	0.0	0.4	0.0	0.0	0.2	0.2	0.1	0.7	0.4	0.0	0.0
ILLOGICAL	1.0	0.8	1.1	1.0	0.0	6.4	0.6	1.1	1.1	0.9	1.0	1.1	0.4	1.4	0.0	1.0
MISSING	2.5	3.0	2.2	2.9	2.1	10.3	3.2	1.5	3.3	2.3	2.8	2.3	4.0	1.5	1.7	2.0
MULTIPLE RESP	0.3	0.4	0.2	0.2	1.8	0.0	0.4	0.3	0.0	0.5	0.3	0.3	0.3	0.5	0.2	0.0
TOTAL PERCENT	100.0	100.0	100.0	100.0	100.0	100.0	100.0	100.0	100.0	100.0	100.0	100.0	100.0	100.0	100.0	100.0

N (Weighted)	A:66045	18938	B:25985	53560	5438	C:1652	43108	34892	5331	D:22534	62449	E:69892	15091	F:52281	25880	5088
N (Unwtd)	A:1355	427	B:569	1090	123	C:30	823	739	190	D:489	1293	E:1464	318	F:1105	539	102
Nmiss (Wtd)	A:N/A		B:N/A			C:N/A				D:N/A		E:N/A		F:1734		
Nmiss(Unwtd)	A:N/A		B:N/A			C:N/A				D:N/A		E:N/A		F:36		

Gender was determined from Q92. Educational status was determined from Q95.
Married = "Married for the first time" and "Remarried;" Not Married = "Single, never married;" and Other = "Legally separated," "Divorced" and "Widowed" (Q97).
Prior service = Respondents who served on active duty in any U.S. military component (Q5). No prior service = All others.
Duty-qualified = Respondents who were awarded the MOS for their current duty position (Q28). Not duty-qualified = All others.
Stay in USAR="Stay to retire"/"Stay beyond oblig.;" leave at End="Leave after oblig.;" Leave Prior="Leave prior to oblig" (Q84).

1989 Survey of USAR TPU Soldiers
Junior Enlisted Stayers Tabulation Volume

Q94 RACIAL/ETHNIC BACKGROUND

	A1 MALE	A2 FEMALE	B1 MARRI-ED	B2 NOT MARRI-ED	B3 OTHER	C1 <THAN HI SCH	C2 HIGH SCHOOL	C3 <THAN COLL	C4 BACH & UP	D1 PRIOR SRV	D2 NO PRIOR SRV	E1 DUTY QUAL	E2 NOT DUTY QUAL	F1 STAY IN USAR	F2 LEAVE AT END	F3 LEAVE PRIOR
1:WHITE,NOT HISP	66.6	49.4	61.4	64.0	56.4	59.0	63.0	62.9	61.5	57.0	64.8	65.3	50.9	61.4	67.8	63.0
2:BLACK,NOT HISP	20.8	38.6	23.8	24.7	30.5	17.8	24.2	25.9	25.0	30.9	22.6	22.5	35.4	26.8	22.0	21.5
3:SPAN/HISPANIC	5.4	5.7	7.9	4.5	3.0	9.7	5.8	5.2	2.8	5.8	5.3	5.3	6.0	5.6	5.4	5.2
4:ASIAN/PACF ISL	1.6	1.0	1.1	1.7	1.4	0.0	1.7	0.9	4.1	1.1	1.6	1.5	1.5	1.4	1.0	5.1
5:AMR IND/AL/ESK	1.1	1.4	1.1	1.0	3.2	0.0	0.9	1.5	2.3	1.2	1.2	1.2	1.3	1.5	0.9	0.3
6:OTHER	1.4	2.1	1.6	1.4	3.5	0.0	1.0	2.2	2.3	1.6	1.6	1.5	1.8	1.4	1.4	2.9
MISSING	2.8	1.7	2.8	2.5	2.0	13.5	3.2	1.3	1.9	1.8	2.8	2.5	2.7	1.6	1.5	2.0
MULTIPLE RESP	0.3	0.0	0.4	0.1	0.0	0.0	0.2	0.2	0.0	0.7	0.0	0.2	0.3	0.3	0.0	0.0
TOTAL PERCENT	100.0	100.0	100.0	100.0	100.0	100.0	100.0	100.0	100.0	100.0	100.0	100.0	100.0	100.0	100.0	100.0

N (Weighted)	A:66045	18938	B:25985	53560	5438	C:1652	43108	34892	5331	D:22534	62449	E:69892	15091	F:52281	25880	5088
N (Unwtd)	A:1355	427	B:569	1090	123	C:30	823	739	190	D:489	1293	E:1464	318	F:1105	539	102
Nmiss (Wtd)	A:N/A		B:N/A			C:N/A				D:N/A		E:N/A		F:1734		
Nmiss(Unwtd)	A:N/A		B:N/A			C:N/A				D:N/A		E:N/A		F:36		

Gender was determined from Q92. Educational status was determined from Q95.
Married = "Married for the first time" and "Remarried;" Not Married = "Single, never married;" and Other = "Legally separated," "Divorced" and "Widowed" (Q97).
Prior service = Respondents who served on active duty in any U.S. military component (Q5). No prior service = All others.
Duty-qualified = Respondents who were awarded the MOS for their current duty position (Q28). Not duty-qualified = All others.
Stay in USAR="Stay to retire"/"Stay beyond oblig.;" Leave at End="Leave after oblig.;" Leave Prior="Leave prior to oblig" (Q84).

1989 Survey of USAR TPU Soldiers
Junior Enlisted Stayers Tabulation Volume

Q95 HIGHEST LEVEL OF EDUCATION COMPLETED

	A1 MALE	A2 FEMALE	B1 MARRI-ED	B2 NOT MARRI-ED	B3 OTHER	C1 <THAN HI SCH	C2 HIGH SCHOOL	C3 <THAN COLL	C4 BACH & UP	D1 PRIOR SRV	D2 NO PRIOR SRV	E1 DUTY QUAL	E2 NOT DUTY QUAL	F1 STAY IN USAR	F2 LEAVE AT END	F3 LEAVE PRIOR
01:< HIGH SCHOOL	2.5	0.0	1.8	1.9	3.0	100.0	0.0	0.0	0.0	1.6	2.1	2.1	1.0	1.9	1.0	4.6
02:COMPL HI SCHL	53.6	40.8	59.9	45.8	54.9	0.0	100.0	0.0	0.0	59.9	47.4	48.8	59.9	53.0	44.6	53.3
03:2 COL,NO DEGR	24.4	31.4	18.9	29.7	22.7	0.0	0.0	63.2	0.0	20.7	27.9	26.6	23.2	26.3	26.9	25.6
04:ASSOC DEGREE	5.3	6.1	5.7	5.5	4.3	0.0	0.0	13.3	0.0	5.6	5.4	5.6	4.8	5.0	6.6	3.9
05:3-4 COL,NO DG	8.7	12.8	5.9	11.8	5.8	0.0	0.0	23.4	0.0	5.2	11.2	10.7	4.7	8.2	13.8	4.3
06:BACHELORS DEG	2.8	5.5	3.8	2.9	6.0	0.0	0.0	0.0	54.1	2.7	3.7	3.5	2.8	3.4	3.5	2.6
07 GRAD CR,NO DG	1.5	2.3	2.6	1.4	0.8	0.0	0.0	0.0	26.9	2.4	1.4	1.5	2.6	1.3	2.1	4.0
08:MASTERS DEGRE	0.7	1.1	1.0	0.6	1.8	0.0	0.0	0.0	12.9	1.2	0.7	0.8	0.7	0.7	1.3	0.4
09:PROFL DEGREE	0.4	0.2	0.4	0.2	0.8	0.0	0.0	0.0	5.1	0.7	0.2	0.3	0.2	0.3	0.1	1.3
10:DOCTORATE DEG	0.1	0.0	0.0	0.1	0.0	0.0	0.0	0.0	1.1	0.0	0.1	0.1	0.0	0.1	0.0	0.0
TOTAL PERCENT	100.0	100.0	100.0	100.0	100.0	100.0	100.0	100.0	100.0	100.0	100.0	100.0	100.0	100.0	100.0	100.0

N (Weighted)	A:66045	18938	B:25985	53560	5438	C:1652	43108	34892	5331	D:22534	62449	E:69892	15091	F:52281	25880	5088
N (Unwtd)	A:1355	427	B:569	1090	123	C:30	823	739	190	D:489	1293	E:1464	318	F:1105	539	102
Nmiss (Wtd)	A:N/A		B:N/A			C:N/A				D:N/A		E:N/A		F:1734		
Nmiss(Unwtd)	A:N/A		B:N/A			C:N/A				D:N/A		E:N/A		F:36		

Gender was determined from Q92. Educational status was determined from Q95.
Married = "Married for the first time" and "Remarried;" Not Married = "Single, never married;" and Other = "Legally separated," "Divorced" and "Widowed" (Q97).
Prior service = Respondents who served on active duty in any U.S. military component (Q5). No prior service = All others.
Duty-qualified = Respondents who were awarded the MOS for their current duty position (Q28). Not duty-qualified = All others.
Stay in USAR="Stay to retire"/"Stay beyond oblig.;" Leave at End="Leave after oblig.;" Leave Prior="Leave prior to oblig" (Q84)

1989 Survey of USAR TPU Soldiers
Junior Enlisted Stayers Tabulation Volume

Q96A SCHOOL NOW ATTENDING:VOC/TRADE/BUSI

	A1 MALE	A2 FEMALE	B1 MARRI-ED	B2 NOT MARRI-ED	B3 OTHER	C1 <THAN HI SCH	C2 HIGH SCHOOL	C3 <THAN COLL	C4 BACH & UP	D1 PRIOR SRV	D2 NO PRIOR SRV	E1 DUTY QUAL	E2 NOT DUTY QUAL	F1 STAY IN USAR	F2 LEAVE AT END	F3 LEAVE PRIOR
0:NOT ANSWERED	87.0	89.4	87.1	87.6	88.9	59.1	83.3	93.2	93.0	86.7	87.8	87.8	86.0	87.3	90.7	89.7
1:ANSWERED	6.2	6.5	8.1	5.1	8.9	3.2	7.3	5.5	4.5	6.9	6.0	6.0	7.7	6.7	5.6	6.1
MISSING	6.8	4.1	4.8	7.3	2.2	37.7	9.4	1.3	2.6	6.4	6.1	6.2	6.3	5.9	3.7	4.2
TOTAL PERCENT	100.0	100.0	100.0	100.0	100.0	100.0	100.0	100.0	100.0	100.0	100.0	100.0	100.0	100.0	100.0	100.0

N (We ghted)	A:66045	18938	B:25985	53560	5438	C:1652	43108	34892	5331	D:22534	62449	E:69892	15091	F:52281	25880	5088
N (Unwtd)	A:1355	427	B:569	1090	123	C:30	823	739	190	D:489	1293	E:1464	318	F:1105	539	102
Nmiss (Wtd)	A:N/A		B:N/A			C:N/A				D:N/A		E:N/A		F:1734		
Nmiss(Unwtd)	A:N/A		B:N/A			C:N/A				D:N/A		E:N/A		F:36		

Gender was determined from Q92. Educational status was determined from Q95.
Married = "Married for the first time" and "Remarried;" Not Married = "Single, never married;" and Other = "Legally separated," "Divorced" and "Widowed" (Q97).
Prior service = Respondents who served on active duty in any U.S. military component (Q5). No prior service = All others.
Duty-qualified = Respondents who were awarded the MOS for their current duty position (Q28). Not duty-qualified = All others.
Stay in USAR="Stay to retire"/"Stay beyond oblig.;" Leave at End="Leave after oblig.;" Leave Prior="Leave prior to oblig" (Q84).

1989 Survey of USAR TPU Soldiers
Junior Enlisted Stayers Tabulation Volume

Q96B SCHOOL NOW ATTENDING:JR/COMM COLLEG

	A1 MALE	A2 FEMALE	B1 MARRI-ED	B2 NOT MARRI-ED	B3 OTHER	C1 <THAN HI SCH	C2 HIGH SCHOOL	C3 <THAN COLL	C4 BACH & UP	D1 PRIOR SRV	D2 NO PRIOR SRV	E1 DUTY QUAL	E2 NOT DUTY QUAL	F1 STAY IN USAR	F2 LEAVE AT END	F3 LEAVE PRIOR
0:NOT ANSWERED	83.3	81.1	89.7	78.9	88.0	61.8	84.5	80.3	92.2	83.6	82.5	82.4	84.8	83.1	85.2	84.8
1:ANSWERED	9.9	14.7	5.5	13.8	9.8	0.5	6.1	18.5	5.2	10.0	11.4	11.4	8.9	11.0	11.1	11.0
MISSING	6.8	4.1	4.8	7.3	2.2	37.7	9.4	1.3	2.6	6.4	6.1	6.2	6.3	5.9	3.7	4.2
TOTAL PERCENT	100.0	100.0	100.0	100.0	100.0	100.0	100.0	100.0	100.0	100.0	100.0	100.0	100.0	100.0	100.0	100.0

N (Weighted)	A:66045	18938	B:25985	53560	5438	C:1652	43108	34892	5331	D:22534	62449	E:69892	15091	F:52281	25880	5088
N (Unwtd)	A:1355	427	B:569	1090	123	C:30	823	739	190	D:489	1293	E:1464	318	F:1105	539	102
Nmiss (Wtd)	A:N/A		B:N/A			C:N/A				D:N/A		E:N/A		F:1734		
Nmiss(Unwtd)	A:N/A		B:N/A			C:N/A				D:N/A		E:N/A		F:36		

Gender was determined from Q92. Educational status was determined from Q95.
Married = "Married for the first time" and "Remarried;" Not Married = "Single, never married;" and Other = "Legally separated," "Divorced" and "Widowed" (Q97).
Prior service = Respondents who served on active duty in any U.S. military component (Q5). No prior service = All others.
Duty-qualified = Respondents who were awarded the MOS for their current duty position (Q28). Not duty-qualified = All others.
Stay in USAR="Stay to retire"/"Stay beyond oblig.;" Leave at End="Leave after oblig.;" Leave Prior="Leave prior to oblig" (Q84).

1989 Survey of USAR TPU Soldiers
Junior Enlisted Stayers Tabulation Volume

Q96C SCHOOL NOW ATTENDING:4 YR COLL/UNIV

	A1 MALE	A2 FEMALE	B1 MARRI-ED	B2 NOT MARRI-ED	B3 OTHER	C1 <THAN HI SCH	C2 HIGH SCHOOL	C3 <THAN COLL	C4 BACH & UP	D1 PRIOR SRV	D2 NO PRIOR SRV	E1 DUTY QUAL	E2 NOT DUTY QUAL	F1 STAY IN USAR	F2 LEAVE AT END	F3 LEAVE PRIOR
0:NOT ANSWERED	72.2	68.6	87.1	61.7	92.0	62.3	84.7	52.7	89.7	81.4	67.8	70.3	76.8	74.0	68.1	74 9
1:ANSWERED	21.0	27.2	8.1	31.0	5.8	0.0	5.9	46.1	7.7	12.2	26.1	23.5	16.9	20.1	28.2	20.3
MISSING	6.8	4.1	4.8	7.3	2.2	37.7	9.4	1.3	2.6	6.4	6.1	6.2	6.3	5.9	3.7	4.2
TOTAL PERCENT	100.0	100.0	100.0	100.0	100.0	100.0	100.0	100.0	100.0	100.0	100.0	100.0	100.0	100.0	100.0	100.0

N (Weighted)	A:66045	18938	B:25985	53560	5438	C:1652	43108	34892	5331	D:22534	62449	E:69892	15091	F:52281	25880	5088
N (Unwtd)	A:1355	427	B:569	1090	123	C:30	823	739	190	D:489	1293	E:1464	318	F:1105	539	102
Nmiss (Wtd)	A:N/A		B:N/A			C:N/A				D:N/A		E:N/A		F:1734		
Nmiss(Unwtd)	A:N/A		B:N/A			C:N/A				D:N/A		E:N/A		F:36		

Gender was determined from Q92. Educational status was determined from Q95.
Married = "Married for the first time" and "Remarried;" Not Married = "Single, never married;" and Other = "Legally separated," "Divorced" and "Widowed" (Q97).
Prior service = Respondents who served on active duty in any U.S. military component (Q5). No prior service = All others.
Duty-qualified = Respondents who were awarded the MOS for their current duty position (Q28). Not duty-qualified = All others.
Stay in USAR="Stay to retire"/"Stay beyond oblig.;" Leave at End="Leave after oblig.;" Leave Prior="Leave prior to oblig" (Q84).

1989 Survey of USAR TPU Soldiers
Junior Enlisted Stayers Tabulation Volume

Q96D SCHOOL NOW ATTENDING:GRAD/PROFL SCH

	A1 MALE	A2 FEMALE	B1 MARRI-ED	B2 NOT MARRI-ED	B3 OTHER	C1 <THAN HI SCH	C2 HIGH SCHOOL	C3 <THAN COLL	C4 BACH & UP	D1 PRIOR SRV	D2 NO PRIOR SRV	E1 DUTY QUAL	E2 NOT DUTY QUAL	F1 STAY IN USAR	F2 LEAVE AT END	F3 LEAVE PRIOR
0:NOT ANSWERED	91.3	93.2	93.5	90.4	96.2	62.3	90.2	96.9	80.1	92.4	91.5	91.9	91.1	92.7	92.5	95.8
1:ANSWERED	1.9	2.6	1.7	2.3	1.6	0.0	0.4	1.9	17.4	1.2	2.3	1.9	2.6	1.4	3.8	0.0
MISSING	6.8	4.1	4.8	7.3	2.2	37.7	9.4	1.3	2.6	6.4	6.1	6.2	6.3	5.9	3.7	4.2
TOTAL PERCENT	100.0	100.0	100.0	100.0	100.0	100.0	100.0	100.0	100.0	100.0	100.0	100.0	100.0	100.0	100.0	100.0

N (Weighted)	A:66045	18938	B:25985	53560	5438	C:1652	43108	34892	5331	D:22534	62449	E:69892	15091	F:52281	25880	5088
N (Unwtd)	A:1355	427	B:569	1090	123	C:30	823	739	190	D:489	1293	E:1464	318	F:1105	539	102
Nmiss (Wtd)	A:N/A		B:N/A			C:N/A				D:N/A		E:N/A		F:1734		
Nmiss(Unwtd)	A:N/A		B:N/A			C:N/A				D:N/A		E:N/A		F:36		

Gender was determined from Q92. Educational status was determined from Q95.
Married = "Married for the first time" and "Remarried;" Not Married = "Single, never married;" and Other = "Legally separated," "Divorced" and "Widowed" (Q97).
Prior service = Respondents who served on active duty in any U.S. military component (Q5). No prior service = All others.
Duty-qualified = Respondents who were awarded the MOS for their current duty position (Q28). Not duty-qualified = All others.
Stay in USAR="Stay to retire"/"Stay beyond oblig.;" Leave at End="Leave after oblig.;" Leave Prior="Leave prior to oblig" (Q84).

1989 Survey of USAR TPU Soldiers
Junior Enlisted Stayers Tabulation Volume

Q96E SCHOOL NOW ATTENDING:OTHER

	A1 MALE	A2 FEMALE	B1 MARRI-ED	B2 NOT MARRI-ED	B3 OTHER	C1 <THAN HI SCH	C2 HIGH SCHOOL	C3 <THAN COLL	C4 BACH & UP	D1 PRIOR SRV	D2 NO PRIOR SRV	E1 DUTY QUAL	E2 NOT DUTY QUAL	F1 STAY IN USAR	F2 LEAVE AT END	F3 LEAVE PRIOR
0:NOT ANSWERED	91.5	95.3	93.0	91.5	96.7	49.2	89.0	98.0	95.4	92.1	92.4	92.5	91.3	92.3	95.0	95.8
1:ANSWERED	1.7	0.6	2.2	1.2	1.1	13.1	1.5	0.8	2.1	1.5	1.5	1.3	2.4	1.8	1.3	0.0
MISSING	6.8	4.1	4.8	7.3	2.2	37.7	9.4	1.3	2.6	6.4	6.1	6.2	6.3	5.9	3.7	4.2
TOTAL PERCENT	100.0	100.0	100.0	100.0	100.0	100.0	100.0	100.0	100.0	100.0	100.0	100.0	100.0	100.0	100.0	100.0

N (Weighted)	A:66045	18938	B:25985	53560	5438	C:1652	43108	34892	5331	D:22534	62449	E:69892	15091	F:52281	25880	5088
N (Unwtd)	A:1355	427	B:569	1090	123	C:30	823	739	190	D:489	1293	E:1464	318	F:1105	539	102
Nmiss (Wtd)	A:N/A		B:N/A			C:N/A				D:N/A		E:N/A		F:1734		
Nmiss(Unwtd)	A:N/A		B:N/A			C:N/A				D:N/A		E:N/A		F:36		

Gender was determined from Q92. Educational status was determined from Q95.
Married = "Married for the first time" and "Remarried;" Not Married = "Single, never married;" and Other = "Legally separated," "Divorced" and "Widowed" (Q97).
Prior service = Respondents who served on active duty in any U.S. military component (Q5). No prior service = All others.
Duty-qualified = Respondents who were awarded the MOS for their current duty position (Q28). Not duty-qualified = All others.
Stay in USAR="Stay to retire"/"Stay beyond oblig.;" Leave at End="Leave after oblig.;" Leave Prior="Leave prior to oblig" (Q84).

1989 Survey of USAR TPU Soldiers
Junior Enlisted Stayers Tabulation Volume

Q96F SCHOOL NOW ATTENDING:NONE/NOT ATTND

	A1 MALE	A2 FEMALE	B1 MARRI-ED	B2 NOT MARRI-ED	B3 OTHER	C1 <THAN HI SCH	C2 HIGH SCHOOL	C3 <THAN COLL	C4 BACH & UP	D1 PRIOR SRV	D2 NO PRIOR SRV	E1 DUTY QUAL	E2 NOT DUTY QUAL	F1 STAY IN USAR	F2 LEAVE AT END	F3 LEAVE PRIOR
0:NOT ANSWERED	39.7	49.6	24.4	51.9	27.2	16.9	20.6	70.2	36.8	30.5	46.0	43.0	36.8	39.6	48.6	38.1
1:ANSWERED	53.5	46.2	70.8	40.8	70.6	45.4	70.0	28.5	60.6	63.1	47.9	50.8	56.9	54.5	47.6	57.8
MISSING	6.8	4.1	4.8	7.3	2.2	37.7	9.4	1.3	2.6	6.4	6.1	6.2	6.3	5.9	3.7	4.2
TOTAL PERCENT	100.0	100.0	100.0	100.0	100.0	100.0	100.0	100.0	100.0	100.0	100.0	100.0	100.0	100.0	100.0	100.0

N (Weighted)	A:66045	18938	B:25985	53560	5438	C:1652	43108	34892	5331	D:22534	62449	E:69892	15091	F:52281	25880	5088
N (Unwtd)	A:1355	427	B:569	1090	123	C:30	823	739	190	D:489	1293	E:1464	318	F:1105	539	102
Nmiss (Wtd)	A:N/A		B:N/A			C:N/A				D:N/A		E:N/A		F:1734		
Nmiss(Unwtd)	A:N/A		B:N/A			C:N/A				D:N/A		E:N/A		F:36		

Gender was determined from Q92. Educational status was determined from Q95.
Married = "Married for the first time" and "Remarried;" Not Married = "Single, never married;" and Other = "Legally separated," "Divorced" and "Widowed" (Q97).
Prior service = Respondents who served on active duty in any U.S. military component (Q5). No prior service = All others.
Duty-qualified = Respondents who were awarded the MOS for their current duty position (Q28). Not duty-qualified = All others.
Stay in USAR="Stay to retire"/"Stay beyond oblig.;" Leave at End="Leave after oblig.;" Leave Prior="Leave prior to oblig" (Q84).

1989 Survey of USAR TPU Soldiers
Junior Enlisted Stayers Tabulation Volume

Q97 MARITAL STATUS

	A1 MALE	A2 FEMALE	B1 MARRI-ED	B2 NOT MARRI-ED	B3 OTHER	C1 <THAN HI SCH	C2 HIGH SCHOOL	C3 <THAN COLL	C4 BACH & UP	D1 PRIOR SRV	D2 NO PRIOR SRV	E1 DUTY QUAL	E2 NOT DUTY QUAL	F1 STAY IN USAR	F2 LEAVE AT END	F3 LEAVE PRIOR
1:SINGLE	62.0	66.6	0.0	100.0	0.0	62.3	57.0	72.1	52.7	39.1	71.7	64.2	57.6	57.3	73.4	68.8
2:MARRIED	28.8	20.2	87.8	0.0	0.0	28.0	31.9	19.4	34.4	39.7	22.2	26.4	29.1	30.3	20.2	24.1
3:REMARRIED	3.6	4.3	12.2	0.0	0.0	0.0	4.2	3.4	3.4	8.4	2.0	3.5	4.8	4.6	2.4	2.3
4:SEPARATED	1.3	2.9	0.0	0.0	25.8	3.2	1.4	1.8	1.7	3.2	1.1	1.5	2.4	1.9	1.3	0.3
5:WIDOWED	0.0	0.1	0.0	0.0	0.3	0.0	0.0	0.0	0.0	0.0	0.0	0.0	0.0	0.0	0.0	0.0
6:DIVORCED	4.4	6.0	0.0	0.0	73.9	6.6	5.5	3.2	7.8	9.6	3.0	4.4	6.2	5.9	2.8	4.5
TOTAL PERCENT	100.0	100.0	100.0	100.0	100.0	100.0	100.0	100.0	100.0	100.0	100.0	100.0	100.0	100.0	100.0	100.0

N (Weighted)	A:66045	18938	B:25985	53560	5438	C:1652	43108	34892	5331	D:22534	62449	E:69892	15091	F:52281	25880	5088
N (Unwtd)	A:1355	427	B:569	1090	123	C:30	823	739	190	D:489	1293	E:1464	318	F:1105	539	102
Nmiss (Wtd)	A:N/A		B:N/A			C:N/A				D:N/A		E:N/A		F:1734		
Nmiss(Unwtd)	A:N/A		B:N/A			C:N/A				D:N/A		E:N/A		F:36		

Gender was determined from Q92. Educational status was determined from Q95.
Married = "Married for the first time" and "Remarried;" Not Married = "Single, never married;" and Other = "Legally separated," "Divorced" and "Widowed" (Q97).
Prior service = Respondents who served on active duty in any U.S. military component (Q5). No prior service = All others.
Duty-qualified = Respondents who were awarded the MOS for their current duty position (Q28). Not duty-qualified = All others.
Stay in USAR="Stay to retire"/"Stay beyond oblig.;" Leave at End="Leave after oblig.;" Leave Prior="Leave prior to oblig" (Q84).

1989 Survey of USAR TPU Soldiers
Junior Enlisted Stayers Tabulation Volume

Q98 SPOUSE'S EMPLOYMENT STATUS

	A1 MALE	A2 FEMALE	B1 MARRI-ED	B2 NOT MARRI-ED	B3 OTHER	C1 <THAN HI SCH	C2 HIGH SCHOOL	C3 <THAN COLL	C4 BACH & UP	D1 PRIOR SRV	D2 NO PRIOR SRV	E1 DUTY QUAL	E2 NOT DUTY QUAL	F1 STAY IN USAR	F2 LEAVE AT END	F3 LEAVE PRIOR
1:FULL-TIME EMPL	16.0	21.5	54.1	0.0	10.0	7.7	18.1	15.4	24.0	27.0	13.6	16.9	18.5	19.4	13.9	15.5
2:PART-TIME EMPL	6.6	1.3	16.7	0.0	4.6	6.2	7.2	2.8	6.9	9.7	3.8	5.3	5.8	6.7	3.4	2.1
3:NOT EMPLOYED	8.5	1.2	22.1	0.0	1.9	10.9	9.2	4.0	5.6	11.0	5.4	6.8	7.4	7..	4.7	7.4
4:OTHER	0.9	1.4	3.5	0.0	0.0	0.0	1.0	1.2	0.8	1.2	1.0	1.0	1.2	1.2	0.7	1.5
MISSING	1.7	1.9	3.6	0.0	9.3	6.4	1.9	1.2	2.2	2.4	1.5	1.4	3.4	1.6	1.2	0.3
N/A	4.3	3.1	0.0	5.6	7.8	3.7	4.0	4.4	1.5	5.4	3.5	3.4	7.0	5.1	2.6	1.0
VALID SKIP	62.1	69.5	0.0	94.4	66.4	65.1	58.4	71.0	59.0	43.4	71.1	65.3	56.8	58.(	73.5	72.3
TOTAL PERCENT	100.0	100.0	100.0	100.0	100.0	100.0	100.0	100.0	100.0	100.0	100.0	100.0	100.0	100.0	100.0	100.0

N (Weighted)	A:66045	18938	B:25985	53560	5438	C:1652	43108	34892	5331	D:22534	62449	E:69892	15091	F:52281	25880	5088
N (Unwtd)	A:1355	427	B:569	1090	123	C:30	823	739	190	D:489	1293	E:1464	318	F:1105	539	102
Nmiss (Wtd)	A:N/A		B:N/A			C:N/A				D:N/A		E:N/A		F:1734		
Nmiss(Unwtd)	A:N/A		B:N/A			C:N/A				D:N/A		E:N/A		F:36		

Gender was determined from Q92. Educational status was determined from Q95.
Married = "Married for the first time" and "Remarried;" Not Married = "Single, never married;" and Other = "Legally separated," "Divorced" and "Widowed" (Q97).
Prior service = Respondents who served on active duty in any U.S. military component (Q5). No prior service = All others.
Duty-qualified = Respondents who were awarded the MOS for their current duty position (Q28). Not duty-qualified = All others.
Stay in USAR="Stay to retire"/"Stay beyond oblig.;" Leave at End="Leave after oblig.;" Leave Prior="Leave prior to oblig" (Q84).

1989 Survey of USAR TPU Soldiers
Junior Enlisted Stayers Tabulation Volume

Q99 NUMBER OF DEPENDENTS

	A1 MALE	A2 FEMALE	B1 MARRI-ED	B2 NOT MARRI-ED	B3 OTHER	C1 <THAN HI SCH	C2 HIGH SCHOOL	C3 <THAN COLL	C4 BACH & UP	D1 PRIOR SRV	D2 NO PRIOR SRV	E1 DUTY QUAL	E2 NOT DUTY QUAL	F1 STAY IN USAR	F2 LEAVE AT END	F3 LEAVE PRIOR
0: 0 DEPENDENTS	59.0	60.0	20.6	80.7	32.2	48.8	52.8	68.7	52.8	40.0	66.2	61.5	48.9	53.0	72.6	65.1
1: 1 DEPENDENTS	14.4	15.2	26.8	6.9	32.2	12.9	16.3	12.2	17.0	19.2	12.9	13.9	17.8	16.7	10.7	14.3
2: 2 DEPENDENTS	10.0	10.8	24.8	2.6	15.3	10.5	13.0	6.6	11.1	17.6	7.5	9.9	11.8	12.1	6.6	10.8
3: 3 DEPENDENTS	5.8	3.2	15.4	0.4	3.6	0.0	6.4	3.8	5.9	10.2	3.4	4.7	7.5	6.7	2.9	2.9
4: 4 DEPENDENTS	2.5	1.8	6.0	0.6	2.4	4.5	3.0	1.4	2.8	4.1	1.7	2.1	3.7	3.1	1.1	2.0
5: 5 DEPENDENTS	0.7	0.6	1.9	0.0	1.9	3.2	0.9	0.2	1.7	1.5	0.4	0.5	1.7	1.0	0.4	0.0
6: 6 DEPENDENTS	0.2	0.3	0.8	0.0	0.0	0.0	0.4	0.1	0.0	0.6	0.1	0.3	0.1	0.2	0.4	0.0
9: 9 OR MORE	0.2	0.0	0.2	0.1	0.0	0.0	0.2	0.2	0.0	0.3	0.1	0.1	0.4	0.1	0.2	0.0
MISSING	7.0	8.2	3.3	8.7	12.2	20.0	7.2	6.5	8.6	6.1	7.7	7.1	8.1	7.2	4.8	4.9
MULTIPLE RESP	0.1	0.0	0.2	0.0	0.0	0.0	0.0	0.2	0.0	0.3	0.0	0.1	0.0	0.0	0.2	0.0
TOTAL PERCENT	100.0	100.0	100.0	100.0	100.0	100.0	100.0	100.0	100.0	100.0	100.0	100.0	100.0	100.0	100.0	100.0

N (Weighted)	A:66045	18938	B:25985	53560	5438	C:1652	43108	34892	5331	D:22534	62449	E:69892	15091	F:52281	25880	5088
N (Unwtd)	A:1355	427	B:569	1090	123	C:30	823	739	190	D:489	1293	E:1464	318	F:1105	539	102
Nmiss (Wtd)	A:N/A		B:N/A			C:N/A				D:N/A		E:N/A		F:1734		
Nmiss(Unwtd)	A:N/A		B:N/A			C:N/A				D:N/A		E:N/A		F:36		

Gender was determined from Q92. Educational status was determined from Q95.
Married = "Married for the first time" and "Remarried;" Not Married = "Single, never married;" and Other = "Legally separated," "Divorced" and "Widowed" (Q97).
Prior service = Respondents who served on active duty in any U.S. military component (Q5). No prior service = All others.
Duty-qualified = Respondents who were awarded the MOS for their current duty position (Q28). Not duty-qualified = All others.
Stay in USAR="Stay to retire"/"Stay beyond oblig.;" Leave at End="Leave after oblig.;" Leave Prior="Leave prior to oblig" (Q84).

1989 Survey of USAR TPU Soldiers
Junior Enlisted Stayers Tabulation Volume

Q100A AR EXPERIENC:MORE MATURE/RESPONSBL

	A1 MALE	A2 FEMALE	B1 MARRI-ED	B2 NOT MARRI-ED	B3 OTHER	C1 <THAN HI SCH	C2 HIGH SCHOOL	C3 <THAN COLL	C4 BACH & UP	D1 PRIOR SRV	D2 NO PRIOR SRV	E1 DUTY QUAL	E2 NOT DUTY QUAL	F1 STAY IN USAR	F2 LEAVE AT END	F3 LEAVE PRIOR
1:A GREAT DEAL	24.5	24.8	27.7	23.5	20.3	20.6	27.1	22.9	17.3	22.2	25.5	23.8	28.5	28.6	17.8	24.8
2:VERY MUCH	27.0	28.6	23.1	29.5	25.8	13.3	28.0	28.4	19.3	20.7	29.7	28.4	22.5	29.0	25.7	20.8
3:SOMEWHAT	35.2	33.7	32.7	35.9	34.3	38.1	32.9	36.3	40.4	36.5	34.3	35.3	33.0	32.8	39.8	35.6
4:NOT MUCH	6.5	6.7	8.1	5.4	10.9	6.6	6.1	6.6	9.9	11.3	4.9	6.3	7.8	5.3	8.8	9.2
5:NOT AT ALL	4.0	5.1	6.1	3.0	7.8	4.5	2.9	4.9	11.5	7.2	3.2	3.9	6.2	3.1	6.6	6.5
MISSING	2.7	1.1	2.3	2.6	1.0	16.8	3.1	1.0	1.6	2.0	2.5	2.4	2.0	1.3	1.3	3.1
TOTAL PERCENT	100.0	100.0	100.0	100.0	100.0	100.0	100.0	100.0	100.0	100.0	100.0	100.0	100.0	100.0	100.0	100.0

N (Weighted)	A:66045	18938	B:25985	53560	5438	C:1652	43108	34892	5331	D:22534	62449	E:69892	15091	F:52281	25880	5088
N (Unwtd)	A:1355	427	B:569	1090	123	C:30	823	739	190	D:489	1293	E:1464	318	F:1105	539	102
Nmiss (Wtd)	A:N/A		B:N/A			C:N/A				D:N/A		E:N/A		F:1734		
Nmiss(Unwtd)	A:N/A		B:N/A			C:N/A				D:N/A		E:N/A		F:36		

Gender was determined from Q92. Educational status was determined from Q95.
Married = "Married for the first time" and "Remarried;" Not Married = "Single, never married;" and Other = "Legally separated," "Divorced" and "Widowed" (Q97).
Prior service = Respondents who served on active duty in any U.S. military component (Q5). No prior service = All others.
Duty-qualified = Respondents who were awarded the MOS for their current duty position (Q28). Not duty-qualified = All others.
Stay in USAR="Stay to retire"/"Stay beyond oblig.;" Leave at End="Leave after oblig.;" Leave Prior="Leave prior to oblig" (Q84).

1989 Survey of USAR TPU Soldiers
Junior Enlisted Stayers Tabulation Volume

Q100B AR EXPERIENC:EXPER TO BE PROUD OF

	A1 MALE	A2 FEMALE	B1 MARRI-ED	B2 NOT MARRI-ED	B3 OTHER	C1 <THAN HI SCH	C2 HIGH SCHOOL	C3 <THAN COLL	C4 BACH & UP	D1 PRIOR SRV	D2 NO PRIOR SRV	E1 DUTY QUAL	E2 NOT DUTY QUAL	F1 STAY IN USAR	F2 LEAVE AT END	F3 LEAVE PRIOR
1:A GREAT DEAL	24.0	23.8	26.5	23.0	21.0	20.8	27.1	20.6	21.6	20.9	25.1	23.3	27.2	29.5	14.4	23.6
2:VERY MUCH	32.6	36.7	32.9	33.7	34.3	19.3	33.5	35.8	23.1	27.0	35.9	34.4	29.6	36.7	29.4	25.2
3:SOMEWHAT	31.1	29.0	26.6	32.3	33.4	39.1	28.8	32.0	33.5	33.5	29.6	30.7	30 4	26.5	38.9	35.7
4:NOT MUCH	7.0	5.2	8.1	5.7	8.3	7.1	5.2	7.0	15.0	11.8	4.7	6.6	6.5	4.5	11.0	7.6
5:NOT AT ALL	2.4	3.4	3.4	2.3	2.1	0.0	2.2	3.0	4.9	4.2	2.1	2.3	4.2	1.4	5.1	3.8
MISSING	2.9	1.9	2.5	2.9	1.0	13.7	3.1	1.7	1.9	2.6	2.7	2.8	2.1	1.4	1.3	4.1
TOTAL PERCENT	100.0	100.0	100.0	100.0	100.0	100.0	100.0	100.0	100.0	100.0	100.0	100.0	100.0	100.0	100.0	100.0

N (Weighted)	A:66045	18938	B:25985	53560	5438	C:1652	43108	34892	5331	D:22534	62449	E:69892	15091	F:52281	25880	5088
N (Unwtd)	A:1355	427	B:569	1090	123	C:30	823	739	190	D:489	1293	E:1464	318	F:1105	539	102
Nmiss (Wtd)	A:N/A		B:N/A			C:N/A				D:N/A		E:N/A		F:1734		
Nmiss(Unwtd)	A:N/A		B:N/A			C:N/A				D:N/A		E:N/A		F:36		

Gender was determined from Q92. Educational status was determined from Q95.
Married = "Married for the first time" and "Remarried;" Not Married = "Single, never married;" and Other = "Legally separated," "Divorced" and "Widowed" (Q97).
Prior service = Respondents who served on active duty in any U.S. military component (Q5). No prior service = All others.
Duty-qualified = Respondents who were awarded the MOS for their current duty position (Q28). Not duty-qualified = All others.
Stay in USAR="Stay to retire"/"Stay beyond oblig.;" Leave at End="Leave after oblig.;" Leave Prior="Leave prior to oblig" (Q84).

1989 Survey of USAR TPU Soldiers
Junior Enlisted Stayers Tabulation Volume

Q100C AR EXPERIENC:DEV LEADERSHIP SKILLS

	A1 MALE	A2 FEMALE	B1 MARRI-ED	B2 NOT MARRI-ED	B3 OTHER	C1 <THAN HI SCH	C2 HIGH SCHOOL	C3 <THAN COLL	C4 BACH & UP	D1 PRIOR SRV	D2 NO PRIOR SRV	E1 DUTY QUAL	E2 NOT DUTY QUAL	F1 STAY IN USAR	F2 LEAVE AT END	F3 LEAVE PRIOR
1:A GREAT DEAL	19.2	16.9	21.6	17.1	21.2	17.5	19.2	18.1	18.9	18.4	18.8	18.4	20.1	23.4	10.4	18.1
2:VERY MUCH	29.8	34.5	31.8	30.5	29.7	22.3	31.9	31.5	21.3	25.9	32.6	31.2	29.1	34.2	28.0	15.4
3:SOMEWHAT	34.7	32.6	29.7	36.1	37.2	27.4	34.6	34.3	32.1	34.0	34.3	34.6	32.1	31.6	38.0	44.0
4:NOT MUCH	9.7	9.9	9.0	10.4	7.0	10.9	8.1	10.7	16.7	13.5	8.4	9.9	9.3	7.1	15.3	12.6
5:NOT AT ALL	3.8	4.3	5.3	3.1	4.9	8.3	2.6	4.5	9.0	5.7	3.2	3.3	6.6	2.3	7.1	5.6
MISSING	2.9	1.8	2.6	2.9	0.0	13.7	3.6	1.0	1.9	2.5	2.6	2.6	2.8	1.4	1.3	4.2
TOTAL PERCENT	100.0	100.0	100.0	100.0	100.0	100.0	100.0	100.0	100.0	100.0	100.0	100.0	100.0	100.0	100.0	100.0

N (Weighted)	A:66045	18938	B:25985	53560	5438	C:1652	43108	34892	5331	D:22534	62449	E:69892	15091	F:52281	25880	5088
N (Unwtd)	A:1355	427	B:569	1090	123	C:30	823	739	190	D:489	1293	E:1464	318	F:1105	539	102
Nmiss (Wtd)	A:N/A		B:N/A			C:N/A				D:N/A		E:N/A		F:1734		
Nmiss(Unwtd)	A:N/A		B:N/A			C:N/A				D:N/A		E:N/A		F:36		

Gender was determined from Q92. Educational status was determined from Q95.
Married = "Married for the first time" and "Remarried;" Not Married = "Single, never married;" and Other = "Legally separated," "Divorced" and "Widowed" (Q97).
Prior service = Respondents who served on active duty in any U.S. military component (Q5). No prior service = All others.
Duty-qualified = Respondents who were awarded the MOS for their current duty position (Q28). Not duty-qualified = All others.
Stay in USAR="Stay to retire"/"Stay beyond oblig.;" Leave at End="Leave after oblig.;" Leave Prior="Leave prior to oblig" (Q84).

1989 Survey of USAR TPU Soldiers
Junior Enlisted Stayers Tabulation Volume

Q100D AR EXPERIENC:DEV SELF-DISCIPLINE

	A1 MALE	A2 FEMALE	B1 MARRI-ED	B2 NOT MARRI-ED	B3 OTHER	C1 <THAN HI SCH	C2 HIGH SCHOOL	C3 <THAN COLL	C4 BACH & UP	D1 PRIOR SRV	D2 NO PRIOR SRV	E1 DUTY QUAL	E2 NOT DUTY QUAL	F1 STAY IN USAR	F2 LEAVE AT END	F3 LEAVE PRIOR
1:A GREAT DEAL	21.3	22.0	24.2	20.2	20.6	18.0	22.5	21.0	17.2	20.2	21.9	20.6	25.6	25.9	15.3	13.7
2:VERY MUCH	31.2	34.5	32.1	31.4	36.9	16.3	33.3	32.9	19.9	25.9	34.1	32.8	27.8	35.3	28.0	21.9
3:SOMEWHAT	33.0	30.0	27.6	35.0	28.8	37.7	32.0	32.3	34.4	33.9	31.8	32.7	31.0	28.6	38.2	45.5
4:NOT MUCH	7.3	7.6	8.1	6.9	7.3	3.4	5.7	8.3	15.6	11.0	6.0	7.5	6.4	5.8	11.3	4.9
5:NOT AT ALL	4.2	3.7	5.6	3.2	5.5	7.7	2.9	4.3	10.9	6.6	3.2	3.4	7.1	2.8	6.0	8.8
MISSING	3.0	2.1	2.5	3.2	1.0	16.8	3.7	1.2	1.9	2.4	3.0	3.0	2.1	1.6	1.3	5.3
TOTAL PERCENT	100.0	100.0	100.0	100.0	100.0	100.0	100.0	100.0	100.0	100.0	100.0	100.0	100.0	100.0	100.0	100.0

N (Weighted)	A:66045	18938	B:25985	53560	5438	C:1652	43108	34892	5331	D:22534	62449	E:69892	15091	F:52261	25880	5088
N (Unwtd)	A:1355	427	B:569	1090	123	C:30	823	739	190	D:489	1293	E:1464	318	F:1105	539	102
Nmiss (Wtd)	A:N/A		B:N/A			C:N/A				D:N/A		E:N/A		F:1734		
Nmiss(Unwtd)	A:N/A		B:N/A			C:N/A				D:N/A		E:N/A		F:36		

Gender was determined from Q92. Educational status was determined from Q95.
Married = "Married for the first time" and "Remarried;" Not Married = "Single, never married;" and Other = "Legally separated," "Divorced" and "Widowed" (Q97).
Prior service = Respondents who served on active duty in any U.S. military component (Q5). No prior service = All others.
Duty-qualified = Respondents who were awarded the MOS for their current duty position (Q28). Not duty-qualified = All others.
Stay in USAR="Stay to retire"/"Stay beyond oblig.;" Leave at End="Leave after oblig.;" Leave Prior="Leave prior to oblig" (Q84).

1989 Survey of USAR TPU Soldiers
Junior Enlisted Stayers Tabulation Volume

Q100E AR EXPERIENC:WORK W/HI TECH EQUIP

	A1 MALE	A2 FEMALE	B1 MARRI-ED	B2 NOT MARRI-ED	B3 OTHER	C1 <THAN HI SCH	C2 HIGH SCHOOL	C3 <THAN COLL	C4 BACH & UP	D1 PRIOR SRV	D2 NO PRIOR SRV	E1 DUTY QUAL	E2 NOT DUTY QUAL	F1 STAY IN USAR	F2 LEAVE AT END	F3 LEAVE PRIOR
1:A GREAT DEAL	8.9	7.7	10.1	7.8	9.8	4.5	9.8	7.1	10.5	8.2	8.8	8.2	10.8	11.1	4.5	6.7
2:VERY MUCH	13.5	13.9	15.5	13.0	9.9	18.9	15.4	11.9	8.9	11.9	14.2	13.7	12.9	16.2	9.2	9.7
3:SOMEWHAT	29.9	30.5	24.8	32.4	32.5	31.4	31.6	29.4	21.7	26.8	31.3	29.9	30.7	31.0	28.8	32.3
4:NOT MUCH	25.0	25.8	24.5	25.2	27.8	17.5	22.2	28.6	29.4	28.2	24.1	25.5	23.7	24.2	27.6	24.9
5:NOT AT ALL	19.3	20.3	22.1	18.6	16.3	10.9	17.1	21.7	27.6	21.3	18.9	19.7	18.9	15.3	28.6	23.3
MISSING	3.2	1.7	2.9	2.9	2.8	16.8	3.9	1.2	1.9	3.4	2.7	3.0	2.7	2.0	1.3	3.1
MULTIPLE RESP	0.1	0.0	0.0	0.0	1.0	0.0	0.0	0.2	0.0	0.2	0.0	0.0	0.4	0.1	0.0	0.0
TOTAL PERCENT	100.0	100.0	100.0	100.0	100.0	100.0	100.0	100.0	100.0	100.0	100.0	100.0	100.0	100.0	100.0	100.0

N (Weighted)	A:66045	18938	B:25985	53560	5438	C:1652	43108	34892	5331	D:22534	62449	E 69892	15091	F:52281	25880	5088
N (Unwtd)	A:1355	427	B:569	1090	123	C:30	823	739	190	D:489	1293	E 1464	318	F:1105	539	102
Nmiss (Wtd)	A:N/A		B:N/A			C:N/A				D:N/A		E:N/A		F:1734		
Nmiss(Unwtd)	A:N/A		B:N/A			C:N/A				D:N/A		E:N/A		F:36		

Gender was determined from Q92. Educational status was determined from Q95.
Married = "Married for the first time" and "Remarried;" Not Married = "Single, never married;" and Other = "Legally separated," "Divorced" and "Widowed" (Q97).
Prior service = Respondents who served on active duty in any U.S. military component (Q5). No prior service = All others.
Duty-qualified = Respondents who were awarded the MOS for their current duty position (Q28). Not duty-qualified = All others.
Stay in USAR="Stay to retire"/"Stay beyond oblig.;" Leave at End="Leave after oblig.;" Leave Prior="Leave prior to oblig" (Q84).

1989 Survey of USAR TPU Soldiers
Junior Enlisted Stayers Tabulation Volume

Q100F AR EXPERIENC:DEV SELF-CONFIDENCE

	A1 MALE	A2 FEMALE	B1 MARRI-ED	B2 NOT MARRI-ED	B3 OTHER	C1 <THAN HI SCH	C2 HIGH SCHOOL	C3 <THAN COLL	C4 BACH & UP	D1 PRIOR SRV	D2 NO PRIOR SRV	E1 DUTY QUAL	E2 NOT DUTY QUAL	F1 STAY IN USAR	F2 LEAVE AT END	F3 LEAVE PRIOR
1:A GREAT DEAL	18.4	19.4	19.5	18.5	15.8	17.2	20.1	16.5	20.8	16.0	19.5	17.9	21.7	22.4	12.4	17.3
2:VERY MUCH	28.2	34.9	29.7	29.6	30.1	22.7	29.6	31.9	18.0	22.9	32.1	30.4	26.2	33.4	25.2	16.3
3:SOMEWHAT	35.7	32.0	30.9	36.5	37.4	31.4	35.6	34.7	30.7	35.2	34.7	35.2	33.0	32.7	39.7	36.1
4:NOT MUCH	9.7	7.9	11.7	8.2	9.3	10.0	7.6	10.3	17.4	16.1	6.9	9.3	9.4	7.2	13.0	16.4
5:NOT AT ALL	4.4	4.3	5.6	3.8	4.5	4.5	2.9	5.2	11.2	6.7	3.6	3.8	7.1	2.6	7.7	7.8
MISSING	3.5	1.5	2.6	3.3	2.8	14.2	4.2	1.3	1.9	3.1	3.1	3.2	2.6	1.7	1.9	6.1
MULTIPLE RESP	0.1	0.0	0.0	0.1	0.0	0.0	0.0	0.2	0.0	0.1	0.1	0.1	0.0	0.1	0.0	0.0
TOTAL PERCENT	100.0	100.0	100.0	100.0	100.0	100.0	100.0	100.0	100.0	100.0	100.0	100.0	100.0	100.0	100.0	100.0

N (Weighted)	A:66045	18938	B:25985	53560	5438	C:1652	43108	34892	5331	D:22534	62449	E:69892	15091	F:52281	25880	5088
N (Unwtd)	A:1355	427	B:569	1090	123	C:30	823	739	190	D:489	1293	E:1464	318	F:1105	539	102
Nmiss (Wtd)	A:N/A		B:N/A			C:N/A				D:N/A		E:N/A		F:1734		
Nmiss(Unwtd)	A:N/A		B:N/A			C:N/A				D:N/A		E:N/A		F:36		

Gender was determined from Q92. Educational status was determined from Q95.
Married = "Married for the first time" and "Remarried;" Not Married = "Single, never married;" and Other = 'Legally separated," "Divorced" and "Widowed" (Q97).
Prior service = Respondents who served on active duty in any U.S. military component (Q5). No prior service = All others.
Duty-qualified = Respondents who were awarded the MOS for their current duty position (Q28). Not duty-qualified = All others.
Stay in USAR="Stay to retire"/"Stay beyond oblig.;" Leave at End="Leave after oblig.;" Leave Prior="Leave prior to oblig" (Q84).

1989 Survey of USAR TPU Soldiers
Junior Enlisted Stayers Tabulation Volume

Q100G AR EXPERIENC:OBTAIN MONEY FOR EDUC

	A1 MALE	A2 FEMALE	B1 MARRI-ED	B2 NOT MARRI-ED	B3 OTHER	C1 <THAN HI SCH	C2 HIGH SCHOOL	C3 <THAN COLL	C4 BACH & UP	D1 PRIOR SRV	D2 NO PRIOR SRV	E1 DUTY QUAL	E2 NOT DUTY QUAL	F1 STAY IN USAR	F2 LEAVE AT END	F3 LEAVE PRIOR
1:A GREAT DEAL	21.6	26.7	18.5	25.5	16.4	9.5	18.6	28.8	20.5	14.9	25.6	23.2	20.8	24.2	21.6	19.4
2:VERY MUCH	25.4	31.7	21.9	29.5	24.4	20.8	24.2	32.3	14.4	20.4	29.1	27.8	22.0	27.4	27.8	17.5
3:SOMEWHAT	26.9	24.9	25.9	26.3	30.4	30.2	28.3	23.5	29.8	28.8	25.6	26.2	27.8	27.2	25.6	29.0
4:NOT MUCH	10.7	7.0	13.4	7.8	13.3	6.8	11.3	7.8	12.8	16.2	7.6	9.4	12.0	9.5	10.7	11.5
5:NOT AT ALL	12.3	7.7	17.5	7.9	15.2	14.5	14.1	6.4	20.2	16.7	9.4	10.6	14.7	10.1	12.6	19.5
MISSING	3.0	1.8	2.7	3.0	0.3	18.2	3.5	1.1	2.3	3.0	2.6	2.7	2.6	1.6	1.5	3.1
MULTIPLE RESP	0.0	0.3	0.1	0.1	0.0	0.0	0.0	0.2	0.0	0.0	0.1	0.1	0.0	0.0	0.2	0.0
TOTAL PERCENT	100.0	100.0	100.0	100.0	100.0	100.0	100.0	100.0	100.0	100.0	100.0	100.0	100.0	100.0	100.0	100.0

N (Weighted)	A:66045	18938	B:25985	53560	5438	C:1652	43108	34892	5331	D:22534	62449	E:69892	15091	F:52281	25880	5088
N (Unwtd)	A:1355	427	B:569	1090	123	C:30	823	739	190	D:489	1293	E:1464	318	F:1105	539	102
Nmiss (Wtd)	A:N/A		B:N/A			C:N/A				D:N/A		E:N/A		F:1734		
Nmiss(Unwtd)	A:N/A		B:N/A			C:N/A				D:N/A		E:N/A		F:36		

Gender was determined from Q92. Educational status was determined from Q95.
Married = "Married for the first time" and "Remarried;" Not Married = "Single, never married;" and Other = "Legally separated," "Divorced" and "Widowed" (Q97).
Prior service = Respondents who served on active duty in any U.S. military component (Q5). No prior service = All others.
Duty-qualified = Respondents who were awarded the MOS for their current duty position (Q28). Not duty-qualified = All others.
Stay in USAR="Stay to retire"/"Stay beyond oblig.;" Leave at End="Leave after oblig.;" Leave Prior="Leave prior to oblig" (Q84).

1989 Survey of USAR TPU Soldiers
Junior Enlisted Stayers Tabulation Volume

Q100H AR EXPERIENC:TRNG IN USEFUL AREAS

	A1 MALE	A2 FEMALE	B1 MARRI-ED	B2 NOT MARRI-ED	B3 OTHFR	C1 <THAN HI SCH	C2 HIGH SCHOOL	C3 <THAN COLL	C4 BACH & UP	D1 PRIOR SRV	D2 NO PRIOR SRV	E1 DUTY QUAL	E2 NOT DUTY QUAL	F1 STAY IN USAR	F2 LEAVE AT END	F3 LEAVE PRIOR
1:A GREAT DEAL	12.5	14.1	15.8	11.3	14.6	14.3	13.5	12.0	13.0	13.8	12.6	11.9	17.5	16.4	6.6	12.2
2:VERY MUCH	23.9	23.7	22.9	24.3	23.9	22.5	25.7	23.3	12.8	20.3	25.1	24.3	21.7	27.7	18.7	15.7
3:SOMEWHAT	37.4	38.8	33.5	40.0	35.4	31.4	36.9	39.2	35.5	35.8	38.3	38.5	33.9	36.5	41.7	37.7
4:NOT MUCH	15.3	12.7	15.2	14.5	15.3	10.0	13.5	15.3	22.2	15.9	14.3	15.0	13.7	12.3	18.3	21.9
5:NOT AT ALL	7.9	8.3	9.7	7.1	8.0	8.3	6.6	8.6	14.6	11.5	6.7	7.4	10.6	5.4	13.1	9.4
MISSING	3.0	2.4	2.9	2.9	2.8	13.7	3.7	1.5	1.9	2.7	3.0	2.9	2.7	1.7	1.6	3.1
TOTAL PERCENT	100.0	100.0	100.0	100.0	100.0	100.0	100.0	100.0	100.0	100.0	100.0	100.0	100.0	100.0	100.0	100.0

N (Weighted)	A:66045	18938	B:25985	53560	5438	C:1652	43108	34892	5331	D:22534	62449	E:69892	15091	F:52281	25880	5088
N (Unwtd)	A:1355	427	B:569	1090	123	C:30	823	739	190	D:489	1293	E:1464	318	F:1105	539	102
Nmiss (Wtd)	A:N/A		B:N/A			C:N/A				D:N/A		E:N/A		F:1734		
Nmiss(Unwtd)	A:N/A		B:N/A			C:N/A				D:N/A		E:N/A		F:36		

Gender was determined from Q92. Educational status was determined from Q95.
Married = "Married for the first time" and "Remarried;" Not Married = "Single, never married;" and Other = "Legally separated," "Divorced" and "Widowed" (Q97).
Prior service = Respondents who served on active duty in any U.S. military component (Q5). No prior service = All others.
Duty-qualified = Respondents who were awarded the MOS for their current duty position (Q28). Not duty-qualified = All others.
Stay in USAR="Stay to retire"/"Stay beyond oblig.;" Leave at End="Leave after oblig.;" Leave Prior="Leave prior to oblig" (Q84).

1989 Survey of USAR TPU Soldiers
Junior Enlisted Stayers Tabulation Volume

Q100I AR EXPERIENC:PHYS. CHALLENGING ENV

	A1 MALE	A2 FEMALE	B1 MARRI-ED	B2 NOT MARRI-ED	B3 OTHER	C1 <THAN HI SCH	C2 HIGH SCHOOL	C3 <THAN COLL	C4 BACH & UP	D1 PRIOR SRV	D2 NO PRIOR SRV	E1 DUTY QUAL	E2 NOT DUTY QUAL	F1 STAY IN USAR	F2 LEAVE AT END	F3 LEAVE PRIOR
1:A GREAT DEAL	14.0	14.6	15.0	13.7	14.1	21.4	15.0	12.6	14.9	11.8	15.0	13.6	16.4	17.1	8.3	16.2
2:VERY MUCH	23.0	29.3	23.5	24.9	24.2	15.9	26.7	23.3	16.4	19.6	26.2	25.0	21.9	27.5	20.7	16.5
3:SOMEWHAT	36.0	30.6	34.0	35.5	31.4	31.6	34.1	36.6	30.0	33.7	35.2	35.2	32.9	34.6	36.8	29.8
4:NOT MUCH	15.4	14.5	16.4	14.3	17.7	7.7	13.6	16.5	21.2	20.2	13.3	15.7	12.5	13.6	17.7	21.5
5:NOT AT ALL	8.6	8.8	8.2	8.7	10.7	9.7	6.9	9.7	15.9	11.8	7.5	7.5	13.9	5.4	14.9	12.9
MISSING	3.0	2.3	2.9	2.9	1.9	13.7	3.7	1.3	1.6	2.9	2.8	2.9	2.4	1.7	1.5	3.1
TOTAL PERCENT	100.0	100.0	100.0	100.0	100.0	100.0	100.0	100.0	100.0	100.0	100.0	100.0	100.0	100.0	100.0	100.0

N (Weighted)	A:66045	18938	B:25985	53560	5438	C:1652	43108	34892	5331	D:22534	62449	E:69892	15091	F:52281	25880	5088
N (Unwtd)	A:1355	427	B:569	1090	123	C:30	823	739	190	D:489	1293	E:1464	318	F:1105	539	102
Nmiss (Wtd)	A:N/A		B:N/A			C:N/A				D:N/A		E:N/A		F:1734		
Nmiss(Unwtd)	A:N/A		B:N/A			C:N/A				D:N/A		E:N/A		F:36		

Gender was determined from Q92. Educational status was determined from Q95.
Married = "Married for the first time" and "Remarried;" Not Married = "Single, never married;" and Other = "Legally separated," "Divorced" and "Widowed" (Q97).
Prior service = Respondents who served on active duty in any U.S. military component (Q5). No prior service = All others.
Duty-qualified = Respondents who were awarded the MOS for their current duty position (Q28). Not duty-qualified = All others.
Stay in USAR="Stay to retire"/"Stay beyond oblig.;" Leave at End="Leave after oblig.;" Leave Prior="Leave prior to oblig" (Q84).

1989 Survey of USAR TPU Soldiers
Junior Enlisted Stayers Tabulation Volume

Q100J AR EXPERIENC:WORK W/HIGHLY TRAINED

	A1 MALE	A2 FEMALE	B1 MARRI-ED	B2 NOT MARRI-ED	B3 OTHER	C1 <THAN HI SCH	C2 HIGH SCHOOL	C3 <THAN COLL	C4 BACH & UP	D1 PRIOR SRV	D2 NO PRIOR SRV	E1 DUTY QUAL	E2 NOT DUTY QUAL	F1 STAY IN USAR	F2 LEAVE AT END	F3 LEAVE PRIOR
1:A GREAT DEAL	10.8	13.0	11.9	10.8	13.8	17.7	12.0	10.0	12.8	11.2	11.4	11.0	12.9	14.2	5.7	13.6
2:VERY MUCH	22.4	25.9	23.9	23.0	21.6	9.5	24.8	22.6	18.2	19.3	24.6	23.3	22.6	25.2	20.4	15.8
3:SOMEWHAT	39.5	37.2	36.6	40.6	33.8	44.9	38.5	40.0	34.1	36.3	39.9	39.6	36.0	38.6	42.0	36.4
4:NOT MUCH	16.0	15.5	15.1	15.7	20.6	6.4	14.1	17.4	23.3	19.0	14.7	16.0	15.1	14.7	18.8	17.0
5:NOT AT ALL	7.7	6.7	8.7	6.8	8.3	7.9	6.6	8.2	9.6	10.7	6.4	6.9	10.4	5.1	11.2	14.1
MISSING	3.6	1.7	3.7	3.0	1.9	13.7	4.0	1.8	1.9	3.6	3.0	3.2	3.1	2.2	1.8	3.1
TOTAL PERCENT	100.0	100.0	100.0	100.0	100.0	100.0	100.0	100.0	100.0	100.0	100.0	100.0	100.0	100.0	100.0	100.0

N (Weighted)	A:66045	18938	B:25985	53560	5438	C:1652	43108	34892	5331	D:22534	62449	E:69892	15091	F:52281	25880	5088
N (Unwtd)	A:1355	427	B:569	1090	123	C:30	823	739	190	D:489	1293	E:1464	318	F:1105	539	102
Nmiss (Wtd)	A:N/A		B:N/A			C:N/A				D:N/A		E:N/A		F:1734		
Nmiss(Unwtd)	A:N/A		B:N/A			C:N/A				D:N/A		E:N/A		F:36		

Gender was determined from Q92. Educational status was determined from Q95.
Married = "Married for the first time" and "Remarried;" Not Married = "Single, never married;" and Other = "Legally separated," "Divorced" and "Widowed" (Q97).
Prior service = Respondents who served on active duty in any U.S. military component (Q5). No prior service = All others.
Duty-qualified = Respondents who were awarded the MOS for their current duty position (Q28). Not duty-qualified = All others.
Stay in USAR="Stay to retire"/"Stay beyond oblig.;" Leave at End="Leave after oblig.;" Leave Prior="Leave prior to oblig" (Q84).

1989 Survey of USAR TPU Soldiers
Junior Enlisted Stayers Tabulation Volume

Q100K AR EXPERIENC:MENTALLY CHALLENGING

	A1 MALE	A2 FEMALE	B1 MARRI-ED	B2 NOT MARRI-ED	B3 OTHER	C1 <THAN HI SCH	C2 HIGH SCHOOL	C3 <THAN COLL	C4 BACH & UP	D1 PRIOR SRV	D2 NO PRIOR SRV	E1 DUTY QUAL	E2 NOT DUTY QUAL	F1 STAY IN USAR	F2 LEAVE AT END	F3 LEAVE PRIOR
1:A GREAT DEAL	14.0	13.9	15.8	12.6	19.6	20.8	16.0	10.9	16.6	13.0	14.4	13.5	16.3	16.6	8.9	15.1
2:VERY MUCH	21.5	24.6	22.2	22.0	23.5	15.7	23.4	22.2	13.9	18.0	23.7	22.3	21.7	25.9	17.0	13.6
3:SOMEWHAT	37.6	36.9	36.7	38.4	31.4	32.3	37.7	38.6	29.2	37.7	37.3	38.8	31.3	38.2	37.5	35.2
4:NOT MUCH	15.2	16.7	14.1	16.1	16.2	9.5	13.5	16.9	25.0	17.7	14.7	15.3	16.7	12.2	21.6	21.9
5:NOT AT ALL	8.3	6.1	7.9	7.8	7.4	7.9	5.5	10.0	12.1	9.9	7.0	7.1	11.2	5.0	13.3	11.0
MISSING	3.4	1.7	3.2	3.0	1.9	13.7	3.9	1.4	3.2	3.5	2.8	3.1	2.6	2.1	1.5	3.1
MULTIPLE RESP	0.1	0.0	0.0	0.1	0.0	0.0	0.1	0.0	0.0	0.2	0.0	0.0	0.3	0.0	0.2	0.0
TOTAL PERCENT	100.0	100.0	100.0	100.0	100.0	100.0	100.0	100.0	100.0	100.0	100.0	100.0	100.0	100.0	100.0	100.0

N (Weighted)	A:66045	18938	B:25985	53560	5438	C:1652	43108	34892	5331	D:22534	62449	E:69892	15091	F:52281	25880	5088
N (Unwtd)	A:1355	427	B:569	1090	123	C:30	823	739	190	D:489	1293	E:1464	318	F:1105	539	102
Nmiss (Wtd)	A:N/A		B:N/A			C:N/A				D:N/A		E:N/A		F:1734		
Nmiss(Unwtd)	A:N/A		B:N/A			C:N/A				D:N/A		E:N/A		F:36		

Gender was determined from Q92. Educational status was determined from Q95.
Married = "Married for the first time" and "Remarried;" Not Married = "Single, never married;" and Other = "Legally separated," "Divorced" and "Widowed" (Q97).
Prior service = Respondents who served on active duty in any U.S. military component (Q5). No prior service = All others.
Duty-qualified = Respondents who were awarded the MOS for their current duty position (Q28). Not duty-qualified = All others.
Stay in USAR="Stay to retire"/"Stay beyond oblig.;" Leave at End="Leave after oblig.;" Leave Prior="Leave prior to oblig" (Q84).

1989 Survey of USAR TPU Soldiers
Junior Enlisted Stayers Tabulation Volume

Q100L AR EXPERIENC:FIND ENJOYABLE JOB

	A1 MALE	A2 FEMALE	B1 MARRI-ED	B2 NOT MARRI-ED	B3 OTHER	C1 <THAN HI SCH	C2 HIGH SCHOOL	C3 <THAN COLL	C4 BACH & UP	D1 PRIOR SRV	D2 NO PRIOR SRV	E1 DUTY QUAL	E2 NOT DUTY QUAL	F1 STAY IN USAR	F2 LEAVE AT END	F3 LEAVE PRIOR
1:A GREAT DEAL	10.9	8.9	13.6	8.8	11.4	11.1	11.8	8.3	13.4	11.5	10.1	9.8	13.7	13.8	4.2	11.0
2:VERY MUCH	18.6	19.7	17.5	19.4	19.9	22.5	21.1	17.8	7.5	15.2	20.2	18.9	18.6	22.3	13.5	11.4
3:SOMEWHAT	37.2	34.4	36.5	36.4	38.8	30.2	36.6	37.3	34.2	37.7	36.2	37.5	32.3	37.7	35.7	35.9
4:NOT MUCH	18.2	20.3	16.8	20.1	13.9	11.4	16.9	20.8	21.1	18.9	18.6	18.7	18.7	16.1	24.9	16.8
5:NOT AT ALL	11.7	14.8	12.6	12.2	14.1	7.9	9.9	14.2	22.2	13.8	11.9	12.1	13.9	8.4	20.0	18.8
MISSING	3.3	1.9	3.0	3.1	1.9	16.8	3.7	1.7	1.6	3.0	3.0	3.0	2.8	1.7	1.7	6.1
TOTAL PERCENT	100.0	100.0	100.0	100.0	100.0	100.0	100.0	100.0	100.0	100.0	100.0	100.0	100.0	100.0	100.0	100.0

N (Weighted)	A:66045	18938	B:25985	53560	5438	C:1652	43108	34892	5331	D:22534	62449	E:69892	15091	F:52281	25880	5088
N (Unwtd)	A:1355	427	B:569	1090	123	C:30	823	739	190	D:489	1293	E:1464	318	F:1105	539	102
Nmiss (Wtd)	A:N/A		B:N/A			C:N/A				D:N/A		E:N/A		F:1734		
Nmiss(Unwtd)	A:N/A		B:N/A			C:N/A				D:N/A		E:N/A		F:36		

Gender was determined from Q92. Educational status was determined from Q95.
Married = "Married for the first time" and "Remarried;" Not Married = "Single, never married;" and Other = "Legally separated," "Divorced" and "Widowed" (Q97).
Prior service = Respondents who served on active duty in any U.S. military component (Q5). No prior service = All others.
Duty-qualified = Respondents who were awarded the MOS for their current duty position (Q28). Not duty-qualified = All others.
Stay in USAR="Stay to retire"/"Stay beyond oblig.;" Leave at End="Leave after oblig.;" Leave Prior="Leave prior to oblig" (Q84).

1989 Survey of USAR TPU Soldiers
Junior Enlisted Stayers Tabulation Volume

Q100M AR EXPERIENC:INTERESTING WEEKENDS

	A1 MALE	A2 FEMALE	B1 MARRI-ED	B2 NOT MARRI-ED	B3 OTHER	C1 <THAN HI SCH	C2 HIGH SCHOOL	C3 <THAN COLL	C4 BACH & UP	D1 PRIOR SRV	D2 NO PRIOR SRV	E1 DUTY QUAL	E2 NOT DUTY QUAL	F1 STAY IN USAR	F2 LEAVE AT END	F3 LEAVE PRIOR
1:A GREAT DEAL	12.0	8.3	13.0	10.5	8.9	11.1	13.2	8.9	9.4	12.0	10.9	10.9	12.5	15.2	3.8	11.1
2:VERY MUCH	18.4	21.6	19.1	19.0	20.7	19.1	20.4	18.8	11.6	15.8	20.4	19.3	18.5	23.4	12.5	10.4
3:SOMEWHAT	36.0	34.8	36.0	35.6	36.4	38.1	36.7	34.7	33.8	37.9	35.0	36.1	34.0	38.3	32.4	32.6
4:NOT MUCH	16.7	21.1	16.7	18.5	14.3	0.5	14.5	21.1	27.0	16.7	18.1	17.8	17.1	13.5	26.4	19.3
5:NOT AT ALL	13.3	11.9	11.6	13.2	17.8	14.3	11.1	14.8	16.4	14.0	12.7	12.6	15.1	7.5	23.2	22.5
MISSING	3.5	2.2	3.6	3.2	1.9	16.8	4.2	1.6	1.9	3.7	3.1	3.3	2.9	2.2	1.7	4.1
TOTAL PERCENT	100.0	100.0	100.0	100.0	100.0	100.0	100.0	100.0	100.0	100.0	100.0	100.0	100.0	100.0	100.0	100.0

N (Weighted)	A:66045	18938	B:25985	53560	5438	C:1652	43108	34892	5331	D:22534	62449	E:69892	15091	F:52281	25880	5088
N (Unwtd)	A:1355	427	B:569	1090	123	C:30	823	739	190	D:489	1293	E:1464	318	F:1105	539	102
Nmiss (Wtd)	A:N/A		B:N/A			C:N/A				D:N/A		E:N/A		F:1734		
Nmiss(Unwtd)	A:N/A		B:N/A			C:N/A				D:N/A		E:N/A		F:36		

Gender was determined from Q92. Educational status was determined from Q95.
Married = "Married for the first time" and "Remarried;" Not Married = "Single, never married;" and Other = "Legally separated," "Divorced" and "Widowed" (Q97).
Prior service = Respondents who served on active duty in any U.S. military component (Q5). No prior service = All others.
Duty-qualified = Respondents who were awarded the MOS for their current duty position (Q28). Not duty-qualified = All others.
Stay in USAR="Stay to retire"/"Stay beyond oblig.;" Leave at End="Leave after oblig.;" Leave Prior="Leave prior to oblig" (Q84).

SURVEY INSTRUMENT

1989 Survey of U.S. Army Reserve TPU Soldiers

ABOUT THE QUESTIONNAIRE

This questionnaire is designed to obtain the opinions of soldiers about the Army Reserve. The opinions of each soldier in the Army Reserve are important to the planning of your future and the future of our military forces. We will ask you questions about your experiences and the specific duties you perform in the Army Reserve.

ANSWERING THE QUESTIONNAIRE

It is important that you be frank and honest in answering the questions so that results are accurate and represent the opinions of all soldiers. Westat, Inc., a private survey research firm, has been contracted by the government to conduct this study. Although each questionnaire has an identification number, it is used only to track the return of the questionnaire. After your questionnaire has been processed, your questionnaire will be destroyed. Your answers will be reported along with those of other soldiers. Therefore, no one will know what you have said specifically.

Time to complete this questionnaire during your drill period has already been arranged with your unit commander. Please take time during this month's drill to complete this questionnaire. After completing the questionnaire, place it in the envelope included in your survey packet, seal the envelope, and return it to your unit's designated survey administrator. All completed questionnaires will be returned in their sealed envelopes to Westat, Inc. by the survey administrator.

If you have any questions or comments about this questionnaire, write to us at:

Headquarters, Department of the Army
Office of the Chief, U.S. Army Reserve (ATTN: DAAR-PE)
Washington, DC 20301-2415

Follow the directions below on how to indicate your answers.

INSTRUCTIONS FOR COMPLETING THE QUESTIONNAIRE

-

- Make heavy black marks that fill the circle completely.

RIGHT MARK ● WRONG MARKS ⊘ ⊗ ⊙ ◒

The survey contains several types of questions and several different ways to indicate your answer. Below are examples of two different types of questions you may be asked.

EXAMPLES

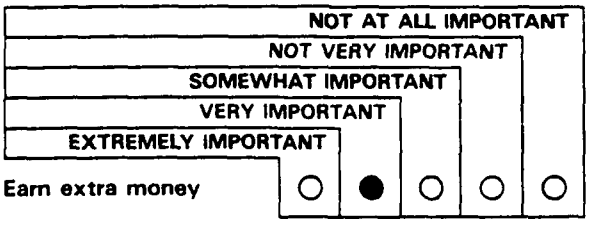

The above answer would indicate to EARN EXTRA MONEY is VERY IMPORTANT.

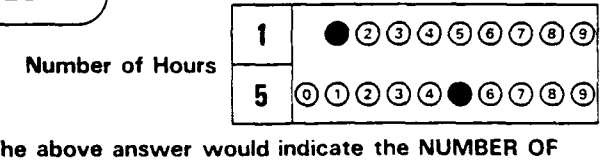

The above answer would indicate the NUMBER OF HOURS is 15.

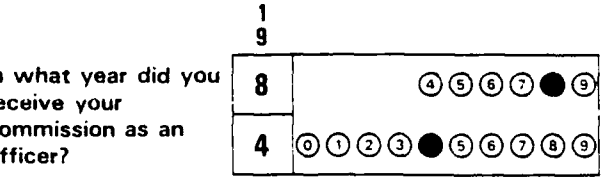

The above answer would indicate you RECEIVED YOUR COMMISSION AS AN OFFICER in 1984.

YOUR JOINING THE ARMY RESERVE

1. Below is a list of reasons for joining the Army Reserve. How important was each of these reasons to you when you joined the Army Reserve? MARK ONE ANSWER FOR EACH ITEM.

	NOT AT ALL IMPORTANT	NOT VERY IMPORTANT	SOMEWHAT IMPORTANT	VERY IMPORTANT	EXTREMELY IMPORTANT
Earn extra money	○	○	○	○	○
Serve my country	○	○	○	○	○
Gain personal confidence	○	○	○	○	○
Expand my civilian career opportunities	○	○	○	○	○
Expand my military career opportunities	○	○	○	○	○
Develop my civilian job skills	○	○	○	○	○
Become more mature and self-reliant	○	○	○	○	○
Have opportunities to lead others	○	○	○	○	○
Join the unit I wanted	○	○	○	○	○
Do something worthwhile with my spare time	○	○	○	○	○
Make new friends	○	○	○	○	○
Keep in good physical condition	○	○	○	○	○
Go to Annual Training for two weeks every year	○	○	○	○	○
Use military equipment	○	○	○	○	○
Qualify for retirement benefits	○	○	○	○	○
Experience military life	○	○	○	○	○
Get away from my civilian life for a short time	○	○	○	○	○
Obtain a part-time "job"	○	○	○	○	○
Be challenged by military training	○	○	○	○	○
Earn educational benefits	○	○	○	○	○
Opportunity to travel	○	○	○	○	○
Develop my leadership qualities	○	○	○	○	○
Gain self-discipline	○	○	○	○	○
Continue my military service as a Reservist	○	○	○	○	○

2. **How accurate was the information that your Recruiter or Career Counselor gave to you about the Army Reserve?**

- ○ Extremely accurate
- ○ Very accurate
- ○ Somewhat accurate
- ○ Not very accurate
- ○ Not at all accurate
- ○ Does not apply; I did not speak to a Recruiter or Career Counselor

3. **In general, how similar were your expectations about the Army Reserve before you joined your unit and your knowledge about it now?**

- ○ Extremely similar
- ○ Very similar
- ○ Somewhat similar
- ○ Not very similar
- ○ Not at all similar

4. **Did you visit your unit before you joined the Army Reserve?**

- ○ Yes
- ○ No

YOUR PREVIOUS MILITARY EXPERIENCE

5. **Have you ever served on active duty in any U.S. military component? DO NOT INCLUDE ANY TIME THAT YOU SPENT ON ACTIVE DUTY AS A PART OF YOUR ARMY RESERVE TRAINING.**

- ○ Yes
- ○ No → **SKIP TO QUESTION 11**

6. **In which U.S. military component did you serve on active duty? MARK ALL THAT APPLY.**

- ○ Army
- ○ Air Force
- ○ Navy
- ○ Marines
- ○ Coast Guard

7. **In what year did you last separate from active duty?**

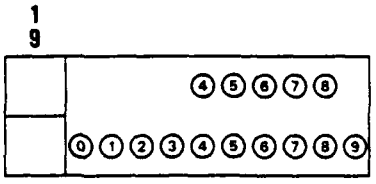

Example:

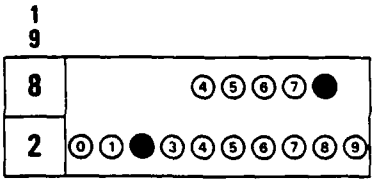

This example would indicate the year was 1982

8. **Please indicate all periods of active duty military service in which you have served. MARK ALL THAT APPLY.**

- ◯ Post-Vietnam era – from September 8, 1980 through present
- ◯ Post-Vietnam era – from May 8, 1975 through September 7, 1980
- ◯ Vietnam era – from August 5, 1964 through May 7, 1975
- ◯ Between Korean Conflict and Vietnam era – from February 1, 1955 through August 4, 1964
- ◯ Korean Conflict – from June 27, 1950 through January 31, 1955
- ◯ Between World War II and Korean Conflict – from July 26, 1947 through June 26, 1950
- ◯ World War II or earlier – before July 26, 1947

9. **Did you complete at least 24 months of active duty service?**

- ◯ Yes
- ◯ No

10. **Were you discharged for any of the following reasons: as a hardship case; for a service-connected medical condition (e.g., injury or disease incurred or aggravated in the line of service during active duty); or at the convenience of the government (i.e., military command decided to release you from your service obligation)?**

- ◯ Yes
- ◯ No

YOUR CIVILIAN JOB

11. ***Which of the following best describes* your current work situation? MARK ALL THAT APPLY.**

- ◯ Working full-time in a civilian job (not government)
- ◯ Working part-time in a civilian job (not government)
- ◯ Working full-time in a government civilian job
- ◯ Working part-time in a government civilian job
- ◯ Working full-time as an Army Reserve technician
- ◯ Self-employed full-time in own business
- ◯ Self-employed part-time in own business
- ◯ Have a job, but not at work presently because of **temporary** illness, strike, etc.
- ◯ Unpaid worker (for example, in family-run business)
- ◯ Unemployed/laid off
- ◯ In school
- ◯ Keeping house/homemaker
- ◯ Retired
- ◯ Other

IF YOU DO NOT CURRENTLY HAVE A CIVILIAN JOB, SKIP TO QUESTION 19

12. **What best describes the kind of work you do in your civilian job? MARK ONLY ONE ANSWER.**

- ○ **Professional**, such as dentist, physician, lawyer, scientist, college teacher
- ○ **Professional**, such as social worker, accountant, computer programmer, artist, registered nurse, engineer, librarian, writer
- ○ **Manager, Administrator**, such as sales manager, office manager, school administrator, buyer, restaurant manager, government official
- ○ **Proprietor or Owner**, such as owner of a small business, contractor
- ○ **School Teacher**, such as elementary or secondary
- ○ **Sales**, such as salesperson, advertising or insurance agent, real estate broker
- ○ **Technical**, such as draftsman, medical or dental technician, computer operator
- ○ **Craftsman**, such as baker, automobile mechanic, machinist, painter, plumber, telephone installer, carpenter
- ○ **Clerical**, such as bank teller, bookkeeper, secretary, typist, ticket agent
- ○ **Service**, such as barber, beautician, practical nurse, private household worker, janitor, waiter, waitress, food service worker
- ○ **Operative**, such as assembler, machine operator, welder
- ○ **Transport Equipment Operator**, such as taxicab, bus, or truck driver
- ○ **Laborer**, such as construction worker, car washer, sanitary worker
- ○ **Farm Laborer**
- ○ **Child Care**, or other day care worker
- ○ **Student (full-time)**
- ○ Other

13. **How easy would it be for you to get a part-time civilian job in your community that pays about the same as your Army Reserve duty position?**

- ○ Extremely easy
- ○ Very easy
- ○ Somewhat easy
- ○ Not very easy
- ○ Not at all easy; it would be very difficult

14. **How similar is your civilian job to your Army Reserve duty position?**

- ○ Extremely similar
- ○ Very similar
- ○ Somewhat similar
- ○ Not very similar
- ○ Not at all similar

15. **How important is it that your Army Reserve duties be similar to your civilian job?**

- ○ Extremely important
- ○ Very important
- ○ Somewhat important
- ○ Not very important
- ○ Not at all important

16. **What is your immediate civilian job supervisor's attitude toward your participation in the Army Reserve?**

- ○ Extremely favorable
- ○ Very favorable
- ○ Somewhat favorable
- ○ Not very favorable
- ○ Not at all favorable

17. How much of a problem for your civilian job supervisor (or, if self-employed, for you) is each of these Army Reserve duties? MARK ONE ANSWER FOR EACH ITEM.

	A VERY SERIOUS PROBLEM	A SERIOUS PROBLEM	SOMEWHAT OF A PROBLEM	A SLIGHT PROBLEM	NOT A PROBLEM
Absence for weekend drills	○	○	○	○	○
Absence for Annual Training	○	○	○	○	○
Absence for extra time spent with your Army Reserve unit	○	○	○	○	○
Using time at your civilian job for Army Reserve duties	○	○	○	○	○
Unscheduled Army Reserve activities	○	○	○	○	○

18. How much of a problem has each of the following situations been for you because of your Army Reserve participation? MARK ONE ANSWER FOR EACH ITEM.

	A VERY SERIOUS PROBLEM	A SERIOUS PROBLEM	SOMEWHAT OF A PROBLEM	A SLIGHT PROBLEM	NOT A PROBLEM
Conflicts at your civilian job	○	○	○	○	○
Promotions at your civilian job	○	○	○	○	○
Lost vacation time at your civilian job	○	○	○	○	○
Using vacation time at your civilian job to attend Annual Training	○	○	○	○	○
Time away from your civilian job due to Army Reserve duties	○	○	○	○	○

19. Altogether in 1988, what was the total amount that you (individually) earned from your civilian job before taxes and other deductions? GIVE YOUR BEST ESTIMATE.

- ○ Less than $5,000
- ○ $5,001 to $10,000
- ○ $10,001 to $20,000
- ○ $20,001 to $30,000
- ○ $30,001 to $40,000
- ○ $40,001 to $50,000
- ○ $50,001 and above
- ○ Does not apply. I did not work for pay in 1988

YOUR FAMILY LIFE

20. When you talk about the military, what is the opinion of each of the following people about your serving in the Army Reserve? MARK ONE ANSWER FOR EACH ITEM.

	DOES NOT APPLY/I DO NOT TALK ABOUT THE MILITARY WITH THEM	VERY NEGATIVE	SOMEWHAT NEGATIVE	NEUTRAL	SOMEWHAT POSITIVE	VERY POSITIVE
Your spouse/boyfriend/girlfriend	○	○	○	○	○	○
Your immediate family	○	○	○	○	○	○
Your friends	○	○	○	○	○	○
Your employer	○	○	○	○	○	○
Your co-workers	○	○	○	○	○	○

21. How do you feel about the amount of time you spend on each activity listed below? MARK ONE ANSWER FOR EACH ITEM.

	NOT APPLICABLE	NOT ENOUGH	NOT QUITE ENOUGH	*ABOUT RIGHT*	MORE THAN ENOUGH	TOO MUCH
Your civilian job	○	○	○	○	○	○
Family activities	○	○	○	○	○	○
Army Reserve activities	○	○	○	○	○	○
Community/church activities	○	○	○	○	○	○
Recreational/leisure activities	○	○	○	○	○	○

22. How supportive of your family is each of the following? MARK ONE ANSWER FOR EACH ITEM.

	NOT AT ALL SUPPORTIVE	NOT VERY SUPPORTIVE	SOMEWHAT SUPPORTIVE	VERY SUPPORTIVE	EXTREMELY SUPPORTIVE
Your Commander	○	○	○	○	○
Your unit officers	○	○	○	○	○
Your unit NCOs	○	○	○	○	○
Your Unit Technician(s)	○	○	○	○	○
The Army Reserve in general	○	○	○	○	○

23. How much of a problem for your family is each of the following? MARK ONE ANSWER FOR EACH ITEM.

	A VERY SERIOUS PROBLEM	A SERIOUS PROBLEM	SOMEWHAT OF A PROBLEM	A SLIGHT PROBLEM	NOT A PROBLEM
Absence for weekend drills	○	○	○	○	○
Absence for Annual Training	○	○	○	○	○
Absence for extra time spent with your Army Reserve unit	○	○	○	○	○
Unscheduled Army Reserve activities	○	○	○	○	○
Scheduling family vacations	○	○	○	○	○

IF YOU ARE NOT MARRIED, SKIP TO QUESTION 27

24. Which, if any, of the following prevent your spouse from taking part (as a participant or volunteer) in Army Reserve family activities? MARK ALL THAT APPLY.

- ○ Location of activities
- ○ Doesn't know other people
- ○ Times activities are scheduled
- ○ Lack of child care
- ○ Not interested
- ○ There are no family activities in this unit
- ○ None of the above; my spouse attends Army Reserve family activities

25. What is your spouse's attitude toward your participation in the Army Reserve?

- ○ Extremely favorable
- ○ Very favorable
- ○ Somewhat favorable
- ○ Not very favorable
- ○ Not at all favorable

26. How much do you and your spouse agree on your career plans for the Army Reserve?

- ○ Completely
- ○ Very much
- ○ Somewhat
- ○ Not much
- ○ Not at all

YOUR ARMY RESERVE JOB

27. How satisfied are you with the opportunities you have to use your military skills during weekend drills?

- ○ Very satisfied
- ○ Satisfied
- ○ Neutral
- ○ Dissatisfied
- ○ Very dissatisfied

28. **Have you been awarded the Military Occupational Specialty (MOS) (IF ENLISTED OR WARRANT OFFICER) or Area of Concentration (AOC) (IF OFFICER) for your current duty position?**

- ○ Yes → **SKIP TO QUESTION 30**
- ○ No

29. **In what types of training are you currently participating to get the MOS (IF ENLISTED OR WARRANT OFFICER) or AOC (IF OFFICER) for your current duty position? MARK ALL THAT APPLY.**

- ○ Taking correspondence courses
- ○ Planning to take an in-resident course in the next 6 months
- ○ Planning to obtain MOS or AOC qualification through on-the-job training
- ○ None
- ○ Other

30. **Please indicate the degree to which you agree or disagree with each of the following statements. MARK ONE ANSWER FOR EACH ITEM.**

	STRONGLY DISAGREE	DISAGREE	NEUTRAL	AGREE	STRONGLY AGREE
In the Army Reserve, there are opportunities to develop the job skills I want.	○	○	○	○	○
My duties in the Army Reserve are not challenging enough.	○	○	○	○	○
My duty responsibilities in the Army Reserve are clearly defined.	○	○	○	○	○
My duty position in the Army Reserve does not use my skills, training, or experience.	○	○	○	○	○
The people in the unit where I work are competent in doing their assigned tasks.	○	○	○	○	○
It is my experience that promotions in the Army Reserve are handled fairly.	○	○	○	○	○
There is cooperation and teamwork in my unit.	○	○	○	○	○
I have trust and confidence in my officers.	○	○	○	○	○
I have trust and confidence in my NCOs.	○	○	○	○	○
In my Army Reserve unit, I work on unnecessary things.	○	○	○	○	○
I do not feel like "part of the family" in my unit.	○	○	○	○	○
I am proud to tell others that I am part of the Army Reserve.	○	○	○	○	○
I could just as well be working in a different part-time civilian job as long as the work and pay were similar to my Army Reserve duty position.	○	○	○	○	○
I feel a strong sense of belonging to my unit.	○	○	○	○	○
The Army Reserve has a great deal of personal meaning for me.	○	○	○	○	○
Right now, I am staying with the Army Reserve primarily to develop my job skills.	○	○	○	○	○
One of the major reasons I continue to work for the Army Reserve is the quality of work done in my unit.	○	○	○	○	○
I feel a strong sense of belonging to the Army Reserve.	○	○	○	○	○

31. **How flexible is your unit when you need to make changes in your weekend drill schedule, (for example, to split drills or for an excused absence without pay)?**

- ○ Extremely flexible
- ○ Very flexible
- ○ Somewhat flexible
- ○ Not very flexible
- ○ Not at all flexible

32. **During an average month in 1988, how many unpaid hours did you spend on Army Reserve duties? (DO NOT INCLUDE DRILL DAYS.)**

Number of Hours per Month

	① ② ③ ④ ⑤ ⑥ ⑦ ⑧ ⑨
	⓪ ① ② ③ ④ ⑤ ⑥ ⑦ ⑧ ⑨

33. **Overall, how satisfied are you with the Army Reserve?**

- ○ Very satisfied
- ○ Satisfied
- ○ Neutral
- ○ Dissatisfied
- ○ Very dissatisfied

YOUR TRAINING IN THE ARMY RESERVE

34. **On the average, what percent of your weekend drill is devoted to training?**

- ○ 0–25%
- ○ 25–50%
- ○ 50–75%
- ○ 75—100%

35. **Of the time you spend training, what percent is devoted to MOS skill training?**

- ○ 0–25%
- ○ 25–50%
- ○ 50–75%
- ○ 75—100%

36. **Below is a list of activities you could perform at weekend drill. How important to you is performing each of these activities at weekend drill? MARK ONE ANSWER FOR EACH ITEM.**

	NOT AT ALL IMPORTANT	NOT VERY IMPORTANT	SOMEWHAT IMPORTANT	VERY IMPORTANT	EXTREMELY IMPORTANT
Doing something related to my MOS skills	○	○	○	○	○
Doing something that draws on my military skills	○	○	○	○	○
Doing something that draws on my professional skills	○	○	○	○	○
Doing something for my leaders	○	○	○	○	○
Doing something for members of my unit	○	○	○	○	○
Doing something for which I will be recognized by rewards	○	○	○	○	○
Doing something for which I will be recognized by my peers	○	○	○	○	○
Doing something for which I will be recognized by my leaders	○	○	○	○	○
Doing training that pushes me to my limits	○	○	○	○	○
Doing training that improves how well my unit performs as a team	○	○	○	○	○

○ It does not matter what I do at weekend drill

37. How satisfied are you with each of the following aspects of your weekend drill training? MARK ONE ANSWER FOR EACH ITEM.

	VERY DISSATISFIED	DISSATISFIED	NEUTRAL	SATISFIED	VERY SATISFIED
Overall training you receive during your weekend drills	○	○	○	○	○
The type of weapons and equipment your unit uses during weekend drill training	○	○	○	○	○
The mechanical condition of the weapons and equipment your unit uses during weekend drill training	○	○	○	○	○
The availability of modern equipment during weekend drill training	○	○	○	○	○
The duties that you do during weekend drill training	○	○	○	○	○
The opportunities you have to use your military skills during weekend drill training	○	○	○	○	○

38. When do you know what dates you will have weekend drill?

- ○ A year before the weekend drill
- ○ Nine months before the weekend drill
- ○ Six months before the weekend drill
- ○ Three months before the weekend drill
- ○ One month before the weekend drill
- ○ The month I go to weekend drill

39. How often do the weekend drill dates change?

- ○ All the time
- ○ Most of the time
- ○ Some of the time
- ○ Seldom
- ○ Never

40. How much of a problem is each of the following for your unit in meeting your unit's training objectives? MARK ONE ANSWER FOR EACH ITEM.

	A VERY SERIOUS PROBLEM	A SERIOUS PROBLEM	SOMEWHAT OF A PROBLEM	A SLIGHT PROBLEM	NOT A PROBLEM
Out-of-date equipment and weapons	○	○	○	○	○
Poor mechanical condition of equipment and weapons	○	○	○	○	○
Not training with same type of equipment that my unit would use during wartime	○	○	○	○	○
Below strength in grades E1 through E4	○	○	○	○	○
Below strength in grades E5 through E9	○	○	○	○	○
Below strength in officer grades	○	○	○	○	○
Below strength in Unit Technicians	○	○	○	○	○
High turnover among grades E1 through E4	○	○	○	○	○
High turnover among grades E5 through E9	○	○	○	○	○
High turnover among officer grades	○	○	○	○	○
High turnover among Unit Technicians	○	○	○	○	○
Low attendance of unit personnel at weekend drills	○	○	○	○	○
Low attendance of unit personnel at Annual Training	○	○	○	○	○

40. (Continued) How much of a problem is each of the following for your unit in meeting your unit's training objectives?

	A VERY SERIOUS PROBLEM	A SERIOUS PROBLEM	SOMEWHAT OF A PROBLEM	A SLIGHT PROBLEM	NOT A PROBLEM
Shortage of skill-qualified personnel	○	○	○	○	○
Low quality of grades E1 through E4	○	○	○	○	○
Low quality of grades E5 through E9	○	○	○	○	○
Low quality of officer grades	○	○	○	○	○
Low quality of Unit Technicians	○	○	○	○	○
Not enough weekend drill time to practice skills	○	○	○	○	○
Not enough time to get administrative paperwork done	○	○	○	○	○
Lack of training materials (books, manuals, etc.)	○	○	○	○	○
Lack of simulator training devices	○	○	○	○	○
Not enough personnel to conduct effective training	○	○	○	○	○
Inaccessible/lack of training facilities (e.g., locked up, no active duty support)	○	○	○	○	○
Not enough funds for training	○	○	○	○	○

41. In 1988, did you go to Annual Training with your unit?

○ Yes
○ No → SKIP TO QUESTION 43

42. How satisfied were you with each of the following aspects of your Annual Training? MARK ONE ANSWER FOR EACH ITEM.

	VERY DISSATISFIED	DISSATISFIED	NEUTRAL	SATISFIED	VERY SATISFIED
The overall training you received during Annual Training	○	○	○	○	○
The type of weapons and equipment your unit used during Annual Training	○	○	○	○	○
The mechanical condition of the weapons and equipment your unit used during Annual Training	○	○	○	○	○
The availability of modern equipment during Annual Training	○	○	○	○	○
The duties that you did during Annual Training	○	○	○	○	○
The opportunities you had to use your military skills during Annual Training	○	○	○	○	○

43. The next question asks you about the types of training you received at weekend drills and at Annual Training during 1988. For each type of training you received, do you agree or disagree that this type of training used your time effectively? MARK ONE ANSWER FOR EACH ITEM IN WEEKEND DRILLS AND ANNUAL TRAINING.

	WEEKEND DRILLS						ANNUAL TRAINING						
	DID NOT RECEIVE THIS TRAINING IN 1988	STRONGLY DISAGREE	DISAGREE	NEUTRAL	AGREE	STRONGLY AGREE	DID NOT RECEIVE THIS TRAINING IN 1988	STRONGLY DISAGREE	DISAGREE	NEUTRAL	AGREE	STRONGLY AGREE	
CTT (Common Tasks Training)	○	○	○	○	○	○	○	○	○	○	○	○	○
Preparation for the SQT (Skill Qualification Test)	○	○	○	○	○	○	○	○	○	○	○	○	○
NBC (Nuclear-Biological-Chemical Training)	○	○	○	○	○	○	○	○	○	○	○	○	○
Physical Fitness	○	○	○	○	○	○	○	○	○	○	○	○	○
FTX (Field Training Exercises)	○	○	○	○	○	○	○	○	○	○	○	○	○
CPX (Command Post Exercises)	○	○	○	○	○	○	○	○	○	○	○	○	○
Weapons Qualification	○	○	○	○	○	○	○	○	○	○	○	○	○
Maintenance Training	○	○	○	○	○	○	○	○	○	○	○	○	○
Supply and Management Training	○	○	○	○	○	○	○	○	○	○	○	○	○
Military Intelligence Training	○	○	○	○	○	○	○	○	○	○	○	○	○
Mobilization/Deployment Training	○	○	○	○	○	○	○	○	○	○	○	○	○
Leadership Development	○	○	○	○	○	○	○	○	○	○	○	○	○
Medical Training	○	○	○	○	○	○	○	○	○	○	○	○	○
Military Justice, Code of Conduct, Geneva Convention Training	○	○	○	○	○	○	○	○	○	○	○	○	○
Drug and Alcohol Abuse Training	○	○	○	○	○	○	○	○	○	○	○	○	○
Equal Opportunity Training	○	○	○	○	○	○	○	○	○	○	○	○	○
Service Benefits Training	○	○	○	○	○	○	○	○	○	○	○	○	○
POSH (Prevention of Sexual Harassment)	○	○	○	○	○	○	○	○	○	○	○	○	○

○ DID NOT ATTEND ANNUAL TRAINING IN 1988

44. If your unit were to go on an Annual Training of greater than two weeks (in conjunction with overseas exercises), would you be able to put in the extra drill time to prepare for it?

○ Definitely yes
○ Probably
○ Not sure
○ Probably not
○ Definitely not

ADMINISTRATION IN YOUR UNIT

45. How well did someone in your chain-of-command do each of the following when you first arrived at your unit? MARK ONE ANSWER FOR EACH ITEM.

	EXTREMELY WELL	VERY WELL	SATISFACTORILY	NOT VERY WELL	NOT AT ALL WELL	NOT APPLICABLE
Assign you a sponsor	○	○	○	○	○	○
Discuss the in-processing schedule	○	○	○	○	○	○
Introduce you to the chain-of-command	○	○	○	○	○	○
Include your family members during in-processing	○	○	○	○	○	○
Discuss the "chain-of-concern" (e.g., unit family support groups)	○	○	○	○	○	○
Give you an orientation on the unit's mission	○	○	○	○	○	○

46. In 1988, how much was each of the following a problem for you in the Army Reserve? MARK ONE ANSWER FOR EACH ITEM.

	NOT A PROBLEM	A SLIGHT PROBLEM	SOMEWHAT OF A PROBLEM	A SERIOUS PROBLEM	A VERY SERIOUS PROBLEM	NOT APPLICABLE
Receiving monthly pay on time	○	○	○	○	○	○
Receiving educational benefits on time	○	○	○	○	○	○
Receiving bonus money on time	○	○	○	○	○	○

47. After your first unit attendance in the Army Reserve, how many months was it before you received your first paycheck (IDT pay)? MARK NUMBER OF MONTHS.

① ② ③ ④ ⑤ ⑥ ⑦ ⑧ ⑨ ⑩ ⑪ ⑫+

48. During 1988, how many times did you receive your monthly pay on time? NUMBERS IN BETWEEN "0" AND "12" INDICATE THE NUMBER OF MONTHS IN WHICH YOU RECEIVED YOUR MONTHLY PAY ON TIME.

⓪ ① ② ③ ④ ⑤ ⑥ ⑦ ⑧ ⑨ ⑩ ⑪ ⑫

49. How helpful are the following persons in resolving any Army Reserve problems that you might have? MARK ONE ANSWER FOR EACH ITEM.

	NOT AT ALL HELPFUL	NOT VERY HELPFUL	SOMEWHAT HELPFUL	VERY HELPFUL	EXTREMELY HELPFUL
Your Commander	○	○	○	○	○
Your First Sergeant	○	○	○	○	○
Your Platoon Leader	○	○	○	○	○
Your Platoon Sergeant	○	○	○	○	○
Your Squad Leader	○	○	○	○	○
Your Unit Technicians	○	○	○	○	○

50. How well do your full-time unit technicians do their jobs?

- ○ Extremely well
- ○ Very well
- ○ Somewhat
- ○ Not very well
- ○ Not at all well

YOUR PROMOTIONS

51. How helpful are your leaders in preparing you for promotion to the next highest grade? MARK ONE ANSWER FOR EACH ITEM.

	NOT APPLICABLE	NOT AT ALL HELPFUL	NOT VERY HELPFUL	SOMEWHAT HELPFUL	VERY HELPFUL	EXTREMELY HELPFUL
Your Commander	○	○	○	○	○	○
Your First Sergeant	○	○	○	○	○	○
Your Platoon Leader	○	○	○	○	○	○
Your Platoon Sergeant	○	○	○	○	○	○
Your Squad Leader	○	○	○	○	○	○
Your personnel section	○	○	○	○	○	○

52. *In your opinion, how much are each of these factors keeping you from being promoted?* MARK ONE ANSWER FOR EACH ITEM.

	A GREAT DEAL	VERY MUCH	SOMEWHAT	NOT MUCH	NOT AT ALL	NOT APPLICABLE
Not being MOS-qualified	○	○	○	○	○	○
My leaders don't know the new promotion system	○	○	○	○	○	○
My unit Commander is keeping me from getting promoted	○	○	○	○	○	○
Delay of my review by the unit promotion board	○	○	○	○	○	○
I cannot get boarded in my unit	○	○	○	○	○	○
Lack of timely review by higher Headquarters board	○	○	○	○	○	○
Lack of fair review by higher Headquarters board	○	○	○	○	○	○
The higher Headquarters board doesn't give information to my unit about the promotion vacancy list	○	○	○	○	○	○
Points for promotion are too high to achieve	○	○	○	○	○	○
No position within reasonable distance requirement (50 miles or 90 minutes)	○	○	○	○	○	○
Not being part of the "good ol' boy" network	○	○	○	○	○	○
Not putting in extra unpaid duty time	○	○	○	○	○	○
Not having been in the unit a long enough time	○	○	○	○	○	○
Not having an equal opportunity for promotion due to racial discrimination	○	○	○	○	○	○
Not having an equal opportunity for promotion due to sexual harrassment	○	○	○	○	○	○

53. For each of the following promotion requirements, please indicate how easy or difficult it is for you to meet each of them. MARK ONE ANSWER FOR EACH ITEM.

	VERY EASY	EASY	NEITHER EASY NOR DIFFICULT	DIFFICULT	VERY DIFFICULT	NOT APPLICABLE
Being MOS-qualified	○	○	○	○	○	○
Military education requirement	○	○	○	○	○	○
Civilian education requirement	○	○	○	○	○	○
SQT score	○	○	○	○	○	○
Physical fitness requirement	○	○	○	○	○	○
Weapons qualification requirement	○	○	○	○	○	○
Security clearance requirement	○	○	○	○	○	○
Receiving awards and certificates of achievement	○	○	○	○	○	○

54. **In your opinion, how does the new promotion system (which went into effect in March 1988) compare to the old promotion system in helping you to be promoted?**

The new promotion system is:

- ◯ Much more effective
- ◯ More effective
- ◯ About the same
- ◯ Less effective
- ◯ Much less effective
- ◯ Not applicable
- ◯ I can't say; I do not know about the new promotion system

YOUR UNIT LEADERSHIP

55. **What leadership position does your immediate supervisor hold?**

- ◯ Leadership position higher than battalion level (e.g., brigade, division, etc.)
- ◯ Battalion Commander
- ◯ Company or Battery Commander
- ◯ First Sergeant
- ◯ Platoon Leader
- ◯ Platoon Sergeant
- ◯ Section Leader
- ◯ Squad Leader
- ◯ Other

56. **How well does your immediate supervisor do each of the following? MARK ONE ANSWER FOR EACH ITEM.**

	EXTREMELY WELL	VERY WELL	SATISFACTORILY	NOT VERY WELL	NOT AT ALL WELL
Has the skills to perform his job	◯	◯	◯	◯	◯
Leads soldiers	◯	◯	◯	◯	◯
Takes responsibility for his own actions	◯	◯	◯	◯	◯
Makes sound and timely decisions	◯	◯	◯	◯	◯
Sets an example	◯	◯	◯	◯	◯
Knows soldiers personally	◯	◯	◯	◯	◯
Looks out for the welfare of soldiers	◯	◯	◯	◯	◯
Keeps soldiers informed	◯	◯	◯	◯	◯
Develops a sense of responsibility in soldiers	◯	◯	◯	◯	◯
Ensures that the assigned tasks are understood, supervised, and accomplished	◯	◯	◯	◯	◯
Uses soldiers' time effectively	◯	◯	◯	◯	◯
Trains soldiers to work together as a team	◯	◯	◯	◯	◯
Asks for my suggestions	◯	◯	◯	◯	◯
Explains to me what is expected of me	◯	◯	◯	◯	◯

57. Please indicate the extent to which you agree or disagree with each of the following statements. MARK ONE ANSWER FOR EACH ITEM.

	STRONGLY AGREE	AGREE	NEUTRAL	DISAGREE	STRONGLY DISAGREE
The officers in my unit don't spend enough time with the troops.	○	○	○	○	○
The NCOs in my unit don't spent enough time with the troops.	○	○	○	○	○
I would go for help with a personal problem to my unit chain-of-command.	○	○	○	○	○
My unit leaders make a real attempt to treat me as a person.	○	○	○	○	○
Discipline is applied fairly by the leaders in my unit.	○	○	○	○	○
I felt "let down" by the differences in challenges between my basic training and my Army Reserve unit.	○	○	○	○	○
Promotions in my unit are handled fairly.	○	○	○	○	○
People of all racial and ethnic backgrounds have equal chances for promotion in my unit.	○	○	○	○	○
Men and women have equal chances for promotion in my unit.	○	○	○	○	○
Sexual harassment is a problem in my unit.	○	○	○	○	○
I can discuss my dissatisfactions with my unit NCOs.	○	○	○	○	○
I can discuss my dissatisfactions with my unit officers.	○	○	○	○	○
My unit officers do not care about the troops.	○	○	○	○	○
My unit NCOs do not care about the troops.	○	○	○	○	○
My unit officers provide me with good supervision on my job at weekend drill.	○	○	○	○	○
My unit NCOs provide me with good supervision on my job at weekend drill.	○	○	○	○	○
My unit officers have the skills to perform their jobs.	○	○	○	○	○
My unit NCOs can perform their duty MOS skills.	○	○	○	○	○

IF YOU ARE E4 OR BELOW, SKIP TO QUESTION 61

58. What leadership position do you hold?

- ○ Leadership position higher than battalion level (e.g., brigade, division, etc.)
- ○ Battalion Commander
- ○ Company or Battery Commander
- ○ First Sergeant
- ○ Platoon Leader
- ○ Platoon Sergeant
- ○ Section Leader
- ○ Squad Leader
- ○ Other
- ○ Does not apply; I do not hold a leadership position. → SKIP TO QUESTION 61

59. How long have you been in this leadership position?

- ○ Fewer than 3 months
- ○ 3–6 months
- ○ 7–12 months
- ○ 13–24 months
- ○ More than two years

60. To what extent does each of the following interfere with your ability to lead? MARK ONE ANSWER FOR EACH ITEM.

	NOT AT ALL	NOT MUCH	SOMEWHAT	VERY MUCH	A GREAT DEAL
Adjusting to changes in the training schedule made by higher headquarters	○	○	○	○	○
Lack of quality of my leaders at battalion and higher	○	○	○	○	○
Receiving too many orders from higher headquarters to allow me to carry out the mission of my unit	○	○	○	○	○
Not knowing the correct procedures for performing assigned tasks	○	○	○	○	○
Meeting my military educational requirements for the Army Reserve	○	○	○	○	○
Meeting my civilian educational requirements for the Army Reserve	○	○	○	○	○
Obtaining additional civilian education for my civilian career advancement	○	○	○	○	○
Having poor quality subordinate leadership	○	○	○	○	○
Having poor quality soldiers	○	○	○	○	○
Having insufficiently trained support personnel	○	○	○	○	○
Having unqualified full-time Unit Technicians	○	○	○	○	○
Having inadequate number of full-time personnel	○	○	○	○	○

61. In your opinion, how does the Army Reserve compare to the active duty Army in each of the following areas? ANSWER EVEN IF YOU HAVE NEVER SERVED ON ACTIVE DUTY IN THE ARMY. MARK ONE ANSWER FOR EACH ITEM.

	THE ARMY RESERVE IS MUCH BETTER	THE ARMY RESERVE IS BETTER	THE ARMY RESERVE IS ABOUT THE SAME	THE ARMY RESERVE IS WORSE	THE ARMY RESERVE IS MUCH WORSE
Morale	○	○	○	○	○
Discipline	○	○	○	○	○
Military courtesy	○	○	○	○	○
Quality of equipment	○	○	○	○	○
Quality of training	○	○	○	○	○
Personal appearance (haircuts, uniforms)	○	○	○	○	○

YOU AND THE ARMY RESERVE

62. How long have you been in your present Army Reserve unit? INDICATE THE NUMBER OF YEARS. IF FEWER THAN 6 MONTHS, MARK "00." IF 6 MONTHS TO A YEAR, MARK "01."

Years

	⓪①②③④
	⓪①②③④⑤⑥⑦⑧⑨

Example:

Years

0	●①②③④
3	⓪①②●④⑤⑥⑦⑧⑨

This example would indicate 3 years.

63. Under the terms of your current contract, how many total years are you obligated to serve in your current enlistment or contract in the Army Reserve? INDICATE THE NUMBER OF YEARS. IF FEWER THAN 6 MONTHS, MARK "0." IF 6 MONTHS TO A YEAR, MARK "1."

Years

	⓪①②③④⑤⑥⑦⑧⑨

Example:

Years

5	⓪①②③④●⑥⑦⑧⑨

This example would indicate 5 years.

○ Does not apply; I am on voluntary indefinite status.

64. In your experience, what happens to those Reservists in your unit who are obligated to attend weekend drill but fail to show up? MARK ALL THAT APPLY.

○ Nothing
○ They get a call from someone in the unit
○ They get a call from the unit Commander
○ They get a letter from someone in the unit
○ They get a letter from the unit Commander
○ A notation is made as a part of their official military record
○ They receive nonjudicial punishment, such as an Article 15
○ They are court-martialed
○ I don't know what happens to them

IF YOU ARE AN OFFICER, SKIP TO QUESTION 67

65. How many enlistments have you served (including your current enlistment)?

- ◯ One enlistment
- ◯ Two enlistments
- ◯ Three enlistments
- ◯ Four enlistments
- ◯ Five or more enlistments

66. Did you receive a bonus for your current enlistment?

- ◯ Yes
- ◯ No

67. Which educational benefits have you used or are you now using? MARK ALL THAT APPLY.

- ◯ Benefits for Army Reserve
- ◯ Selected Army Reserve GI Bill
- ◯ Active Force benefits (VEAP, GI Bill)
- ◯ None

68. Have you ever used any of the following VA benefits or services? MARK ALL THAT APPLY.

- ◯ I have never applied for any VA benefits or services
- ◯ Inpatient hospital care in VA facilities
- ◯ Outpatient care in VA facilities
- ◯ Dental care in VA facilities
- ◯ Nursing home care for veterans aged 65 and over
- ◯ Domiciliary care in VA facilities
- ◯ Money to help veterans complete their education under the G.I. bill
- ◯ Vocational rehabilitation training for veterans with service-connected disabilities (Chapter 31 Programs)
- ◯ Vocational counseling
- ◯ Financial compensation for veterans with service-connected disabilities
- ◯ Grants for specially adapted housing, automobiles or automobile equipment for veterans with service-connected disabilities
- ◯ Pensions for low-income veterans
- ◯ Life insurance
- ◯ Home loan guaranty
- ◯ Treatment for veterans with drinking problems
- ◯ Treatment for veterans with drug problems
- ◯ Readjustment counseling
- ◯ Psychological counseling other than readjustment counseling
- ◯ Other

69. What is your career branch?

70. To which type of Army Reserve unit are you currently assigned?

- ○ Does not apply; assigned to Corps, MACOM or HQDA Office
- ○ Adjutant General Corps
- ○ Air Defense Artillery
- ○ Army Medical Specialist Corps
- ○ Army Nurse Corps
- ○ Armor
- ○ Aviation
- ○ Chaplain
- ○ Chemical Corps
- ○ Civil Affairs
- ○ Dental Corps
- ○ Engineer Corps
- ○ Field Artillery
- ○ Finance Corps
- ○ Infantry
- ○ Judge Advocate General's Corps
- ○ Medical Corps
- ○ Medical Service Corps
- ○ Military Intelligence
- ○ Military Police Corps
- ○ Ordnance Corps
- ○ Quartermaster Corps
- ○ Signal Corps
- ○ Special Forces
- ○ Transportation Corps
- ○ Veterinary Corps
- ○ Other

71. Enter your primary Military Occupational Specialty (MOS) (IF ENLISTED OR WARRANT OFFICER) or your primary Area of Concentration (AOC) (IF OFFICER) by filling in the appropriate circles. MARK TWO DIGITS AND A LETTER.

	⓪ ① ② ③ ④ ⑤ ⑥ ⑦ ⑧ ⑨
	⓪ ① ② ③ ④ ⑤ ⑥ ⑦ ⑧ ⑨
	Ⓐ Ⓑ Ⓒ Ⓓ Ⓔ Ⓕ Ⓖ Ⓗ Ⓘ Ⓙ Ⓚ Ⓛ Ⓜ Ⓝ Ⓞ Ⓟ Ⓠ Ⓡ Ⓢ Ⓣ Ⓤ Ⓥ Ⓦ Ⓧ Ⓨ Ⓩ

72. During 1988, about what percent of your time was spent working in your primary MOS (IF ENLISTED OR WARRANT OFFICER) or primary AOC (IF OFFICER)?

- ○ 75–100%
- ○ 50–75%
- ○ 25–50%
- ○ 1–25%
- ○ None

73. **What is your present pay grade and rank?**

ENLISTED	WARRANT OFFICER	COMMISSIONED OFFICER	ROTC CADETS
◯ E1 PV1	◯ W1 WO1	◯ O1 2LT	◯ CT5
◯ E2 PV2	◯ W2 CW2	◯ O2 1LT	◯ CT6
◯ E3 PFC	◯ W3 CW3	◯ O3 CPT	◯ CT7
◯ E4 SP4/CPL	◯ W4 CW4	◯ O4 MAJ	◯ CT8
◯ E5 SGT		◯ O5 LTC	
◯ E6 SSG		◯ O6 COL	
◯ E7 SFC		◯ O7 BG	
◯ E7 PSG		◯ O8 MG	
◯ E8 MSG			
◯ E8 1SG			
◯ E9 SGM			
◯ E9 CSM			

IF YOU ARE ENLISTED, SKIP TO QUESTION 77

74. **In what year did you receive your commission as an officer?**

1 9

	④ ⑤ ⑥ ⑦ ⑧
	⓪ ① ② ③ ④ ⑤ ⑥ ⑦ ⑧ ⑨

Example:

1 9

7	④ ⑤ ⑥ ● ⑧
6	⓪ ① ② ③ ④ ⑤ ● ⑦ ⑧ ⑨

This answer would indicate the year was 1976.

75. **Which of the following military educational requirements have you completed? MARK ALL THAT APPLY.**

- ◯ Officer Basic Course
- ◯ Officer Advanced Course
- ◯ Combined Arms Staff Services School
- ◯ Command and General Staff College

76. **How did you or how do you plan to complete your Officer Advanced Course training?**

- ◯ By completing correspondence courses only
- ◯ By attending U.S. Army Reserve Forces School only
- ◯ By completing correspondence courses and attending U.S. Army Reserve Forces Schools
- ◯ By attending an in-resident course

77. **How many years have you served in your current pay grade?**

- ◯ Less than 1 year
- ◯ 12 months – 17 months
- ◯ 18 months – 35 months
- ◯ 3 years – 5 years
- ◯ More than 5 years

78. **When do you expect to get promoted?**

- ◯ Less than 1 year
- ◯ 12 months – 17 months
- ◯ 18 months – 35 months
- ◯ 3 years – 5 years
- ◯ More than 5 years
- ◯ Does not apply. I don't expect any more promotions

79. **For all of 1988, what was your total Army Reserve income? INCLUDE ANY PAY FROM WEEKEND DRILLS, ANNUAL TRAINING, BONUSES, AND ANY CALL-UPS OR OTHER ACTIVE DUTY TRAINING.**

- ○ 0 – $ 1,000
- ○ $1,001 – $ 2,000
- ○ $2,001 – $ 3,000
- ○ $3,001 – $ 4,000
- ○ $4,001 – $ 5,000
- ○ $5,001 – $ 6,000
- ○ $6,001 – $ 7,000
- ○ $7,001 – $ 8,000
- ○ $8,001 – $ 9,000
- ○ $9,001 – $10,000
- ○ More than $10,000

80. **What do you primarily use your Army Reserve pay for? MARK ONLY ONE ANSWER.**

- ○ Primary source for paying for essentials, such as mortgage, food, car payment
- ○ Primary source for paying for educational expenses, such as tuition, books
- ○ Supplemental source for paying for essentials, such as mortgage, food, car payment
- ○ Used for non-essentials, such as entertainment, leisure activities
- ○ Used for savings
- ○ Other

81. **How does the pay that you receive for the Army Reserve compare with the pay for other part-time civilian jobs of similar type in your area?**

My Army Reserve pay is:

- ○ Much higher
- ○ Somewhat higher
- ○ About the same
- ○ Somewhat lower
- ○ Much lower

82. **How do you usually get to your weekend drill meetings? MARK ALL THAT APPLY.**

- ○ Drive myself
- ○ Driven by spouse
- ○ Driven by another family member
- ○ Driven by other unit member
- ○ Public transportation
- ○ Air transportation
- ○ Taxi
- ○ Walk
- ○ Other

83. **How long does it take you to travel one way from your home to the weekend drill?**

- ○ 0 – 14 minutes
- ○ 15 – 29 minutes
- ○ 30 – 59 minutes
- ○ 1 – 1½ hours
- ○ 1½ – 2 hours
- ○ More than 2 hours

YOUR FUTURE PLANS

84. **Which of the following best describes your current career intentions with the Army Reserve? MARK ONLY ONE ANSWER.**

My intention is to:

- ○ Stay in the Army Reserve until retirement
- ○ Stay in the Army Reserve beyond my present obligation, but not necessarily to retirement
- ○ Leave upon completion of my present obligation
- ○ Leave prior to the end of my present obligation

85. **How often do you think about quitting the Army Reserve?**

- ○ All the time
- ○ Most of the time
- ○ Some of the time
- ○ Rarely
- ○ Never

86. **During the next year, what is the likelihood that you will look for a civilian part-time job to replace your current duty position in the Army Reserve?**

- ○ Very likely
- ○ Somewhat likely
- ○ Not sure
- ○ Somewhat unlikely
- ○ Very unlikely

87. How much improvement is needed for each of the Army Reserve programs and activities listed below? MARK ONE ANSWER FOR EACH ITEM.

	NEEDS NO IMPROVEMENT	NEEDS SOME IMPROVEMENT	NEEDS A LOT OF IMPROVEMENT	I AM NOT FAMILIAR WITH THIS
Enlistment bonuses	○	○	○	○
Reenlistment bonuses	○	○	○	○
Retirement benefits	○	○	○	○
Army Reserve employer support programs	○	○	○	○
Recognition and awards	○	○	○	○
Contact with the active duty Army	○	○	○	○
Quality of equipment	○	○	○	○
Reduction of paperwork	○	○	○	○
Quality of leadership	○	○	○	○
Choice of one's own duty times	○	○	○	○
Annual Training requirements	○	○	○	○
Use of civilian job skills	○	○	○	○
Unit sponsorship program	○	○	○	○
Unit social activities for unit members	○	○	○	○
Unit social activities for unit members and their families	○	○	○	○
Education benefits	○	○	○	○
Pay and allowances	○	○	○	○
Commissary privileges	○	○	○	○
Post Exchange privileges	○	○	○	○
Space available air travel	○	○	○	○
Army Reserve medical benefits	○	○	○	○
Information about Army Reserve retirement benefits	○	○	○	○
Information about Army Reserve mobilization	○	○	○	○
Having an active duty person at each battalion level	○	○	○	○

88. Please indicate the extent to which you agree or disagree with each of the following statements. MARK ONE ANSWER FOR EACH ITEM.

	STRONGLY AGREE	AGREE	NEUTRAL	DISAGREE	STRONGLY DISAGREE
More overseas training is needed in the Army Reserve.	○	○	○	○	○
More scheduled weekend drills are needed in the Army Reserve.	○	○	○	○	○
More administrative training assemblies (ATA) are needed in the Army Reserve.	○	○	○	○	○
Annual Training should be longer than two weeks.	○	○	○	○	○

89. How much does each of the following contribute to your decision to stay in the Army Reserve? MARK ONE ANSWER FOR EACH ITEM.

	CONTRIBUTES A GREAT DEAL	CONTRIBUTES SOMEWHAT	DOES NOT CONTRIBUTE AT ALL
Serving my country	○	○	○
Educational benefits	○	○	○
Training in a skill that would help me in a civilian job	○	○	○
Importance of the Army Reserve to national defense	○	○	○
Importance of my unit's mission	○	○	○
Importance of my role in the unit	○	○	○
Promotion opportunities	○	○	○
Opportunity to use military equipment	○	○	○
Challenges of military training	○	○	○
Overseas training	○	○	○
Travel opportunities	○	○	○
Pride in the Army Reserve	○	○	○
Job security and stability	○	○	○
Retirement pay and benefits	○	○	○
Pay and allowances	○	○	○
The type of work I do in the Army Reserve	○	○	○
Recognition and awards	○	○	○

IF YOU ARE E4 OR BELOW, SKIP TO QUESTION 91

90. A major concern of the Army Reserve today is retaining junior soldiers (grades E1 to E4). How much do you think each of the following contributes to junior soldiers leaving the Army Reserve? MARK ONE ANSWER FOR EACH ITEM.

	CONTRIBUTES A GREAT DEAL	CONTRIBUTES SOMEWHAT	DOES NOT CONTRIBUTE AT ALL
Officers don't care about enlisted soldiers	○	○	○
Wanting to get a better civilian job	○	○	○
Failure to get promoted	○	○	○
Lack of employer support	○	○	○
Lack of spouse support	○	○	○
Poor officer leadership	○	○	○
Poor NCO leadership	○	○	○
Pay is too low	○	○	○
No credit for doing a good job	○	○	○
Too much family separation	○	○	○
Wanting to go to school or college	○	○	○
Can't get the skills training they want	○	○	○
Too many military rules and regulations	○	○	○
Not enough challenging work	○	○	○
Not being treated fairly	○	○	○
Not being treated with respect	○	○	○
No friends in the unit	○	○	○
Not enough training equipment available	○	○	○
Not enough travel	○	○	○
No pride in Army Reserve membership	○	○	○
Not liking their unit duty assignment	○	○	○
Not enough recognition or awards	○	○	○
Pay problems	○	○	○
Difficulty in getting to weekend drill	○	○	○
Too many changes in weekend drill schedules	○	○	○
Poor advancement opportunities for military skill training	○	○	○
Lack of equal opportunity due to racial discrimination	○	○	○
Lack of equal opportunity due to sexual harassment	○	○	○

91. How much would each of the following contribute to your decision to leave the Army Reserve? MARK ONE ANSWER FOR EACH ITEM.

	WOULD NOT CONTRIBUTE AT ALL	WOULD CONTRIBUTE SOMEWHAT	WOULD CONTRIBUTE A GREAT DEAL
Officers don't care about enlisted soldiers	○	○	○
Wanting to get a better civilian job	○	○	○
Failure to get promoted	○	○	○
Lack of employer support	○	○	○
Lack of spouse support	○	○	○
Poor officer leadership	○	○	○
Poor NCO leadership	○	○	○
Pay is too low	○	○	○
No credit for doing a good job	○	○	○
Too much family separation	○	○	○
Wanting to go to school or college	○	○	○
Can't get the skills training you want	○	○	○
Not enough challenging work	○	○	○
Not being treated fairly	○	○	○
Not being treated with respect	○	○	○
Not enough training equipment available	○	○	○
Not enough travel	○	○	○
No pride in Army Reserve membership	○	○	○
Do not like your unit duty assignment	○	○	○
Not enough recognition or awards	○	○	○
Pay problems	○	○	○
Difficulty in getting to weekend drill	○	○	○
Too many changes in weekend drill schedules	○	○	○
Poor advancement opportunities for your military skill training	○	○	○
Lack of equal opportunity due to racial discrimination	○	○	○
Lack of equal opportunity due to sexual harassment	○	○	○

YOUR BACKGROUND

92. Are you female or male?

- ◯ Female
- ◯ Male

93. How old were you on your last birthday? INDICATE THE NUMBER OF YEARS.

Years

	① ② ③ ④ ⑤ ⑥
	⓪ ① ② ③ ④ ⑤ ⑥ ⑦ ⑧ ⑨

Example:

Years

3	① ② ● ④ ⑤ ⑥
2	⓪ ① ● ③ ④ ⑤ ⑥ ⑦ ⑧ ⑨

This example would indicate you were 32 years old.

94. What is your racial/ethnic background?

- ◯ White, not of Spanish/Hispanic origin
- ◯ Black, not of Spanish/Hispanic origin
- ◯ Spanish/Hispanic
- ◯ Asian or Pacific Islander
- ◯ American Indian, Aleut, Eskimo
- ◯ Other

95. What is the highest level of education you have completed?

- ◯ Less than high school
- ◯ High school completed (diploma or GED)
- ◯ Up to 2 years of college, but no degree
- ◯ Associate's degree
- ◯ From 3 to 4 years of college, but no degree
- ◯ Bachelor's degree
- ◯ A year or more of graduate credit, but no graduate degree
- ◯ Master's degree
- ◯ Professional degree (MD, DDS, or JD)
- ◯ Doctorate degree

96. What kind of school are you now attending? MARK ALL THAT APPLY.

- ◯ Vocational, trade, business, or other career training school
- ◯ Junior or community college
- ◯ Four year college or university
- ◯ Graduate or professional school
- ◯ Other
- ◯ None; I am not attending school

97. What is your marital status?

- ◯ Single, never married
- ◯ Married (for the first time)
- ◯ Remarried
- ◯ Legally separated or filing for divorce
- ◯ Widowed
- ◯ Divorced

IF YOU ARE NOT MARRIED, SKIP TO QUESTION 99

98. What is your spouse's present employment status?

- ◯ Full-time employed
- ◯ Part-time employed
- ◯ Not employed
- ◯ Other

99. How many dependents do you have? FOR THE PURPOSE OF THIS SURVEY, A DEPENDENT IS ANYONE RELATED TO YOU BY BLOOD, MARRIAGE, OR ADOPTION, AND WHO DEPENDS ON YOU FOR OVER HALF THEIR SUPPORT. DO NOT INCLUDE YOURSELF OR YOUR SPOUSE.

Dependents

	⓪ ① ② ③ ④ ⑤ ⑥ ⑦ ⑧ ⑨+

YOUR OVERALL EXPERIENCE IN THE ARMY RESERVE

100. How much has the Army Reserve provided you with each of the following experiences? MARK ONE ANSWER FOR EACH ITEM.

	A GREAT DEAL	VERY MUCH	SOMEWHAT	NOT MUCH	NOT AT ALL
Opportunity to become more mature and responsible	○	○	○	○	○
Experience you can be proud of	○	○	○	○	○
Opportunity to develop leadership skills	○	○	○	○	○
Opportunity to develop self-discipline	○	○	○	○	○
Chance to work with the latest high-tech equipment	○	○	○	○	○
Opportunity to develop self-confidence	○	○	○	○	○
Opportunity to obtain money for a college or vocational education	○	○	○	○	○
Opportunity for training in useful skill areas	○	○	○	○	○
A physically challenging environment	○	○	○	○	○
Chance to work with highly trained people	○	○	○	○	○
Mentally challenging experiences	○	○	○	○	○
Opportunity to find a job you can enjoy	○	○	○	○	○
Interesting and exciting weekends	○	○	○	○	○

After you have completed the questionnaire, please fill in the circle on the front cover marked COMPLETED SURVEY.