

1

USAARL Report No. 91-3



AD-A232 373

**Contact Lenses in the U.S. Army
Attack Helicopter Environment:
An Interim Report**

By

Morris R. Lattimore

Sensory Research Division

December 1990

**DTIC
ELECTE
MAR 11 1991
S B D**

Approved for public release; distribution unlimited.

91 3 05 051

**United States Army Aeromedical Research Laboratory
Fort Rucker, Alabama 36362-5292**

Notice

Qualified requesters

Qualified requesters may obtain copies from the Defense Technical Information Center (DTIC), Cameron Station, Alexandria, Virginia 22314. Orders will be expedited if placed through the librarian or other person designated to request documents from DTIC.

Change of address

Organizations receiving reports from the U.S. Army Aeromedical Research Laboratory on automatic mailing lists should confirm correct address when corresponding about laboratory reports.

Disposition

Destroy this report when it is no longer needed. Do not return to the originator.


Disclaimer

The views, opinions, and/or findings contained in this report are those of the authors and should not be construed as an official Department of the Army position, policy, or decision, unless so designated by other official documentation. Citation of trade names in this report does not constitute an official Department of the Army endorsement or approval of the use of such commercial items.

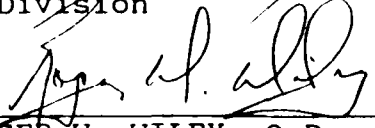
Human use

Human subjects participated in these studies after giving their free and informed voluntary consent. Investigators adhered to AR 70-25 and USAMRDC Reg 70-25 on Use of Volunteers in Research.

Reviewed:




THOMAS L. FREZELL
LTC, MS
Director, Sensory Research
Division



ROGER W. WILEY, O.D., Ph.D.
Chairman, Scientific
Review Committee

Released for publication:



DAVID H. KARNEY
Colonel, MC, SFS
Commanding

REPORT DOCUMENTATION PAGE

Form Approved
 OMB No. 0704-0188

| | | | | | | |
|---|-------|---|---|--|-----------------------------------|--------------------------------|
| 1a. REPORT SECURITY CLASSIFICATION Unclassified | | | 1b. RESTRICTIVE MARKINGS | | | |
| 2a. SECURITY CLASSIFICATION AUTHORITY | | | 3. DISTRIBUTION / AVAILABILITY OF REPORT Approved for public release; distribution unlimited | | | |
| 2b. DECLASSIFICATION / DOWNGRADING SCHEDULE | | | | | | |
| 4. PERFORMING ORGANIZATION REPORT NUMBER(S) USAARL Report No. 91-3 | | | 5. MONITORING ORGANIZATION REPORT NUMBER(S) | | | |
| 6a. NAME OF PERFORMING ORGANIZATION U.S. Army Aeromedical Research Laboratory | | 6b. OFFICE SYMBOL (If applicable) SGRD-UAS-VS | 7a. NAME OF MONITORING ORGANIZATION U.S. Army Medical Research and Development Command | | | |
| 6c. ADDRESS (City, State, and ZIP Code) Fort Rucker, AL 36362-5292 | | | 7b. ADDRESS (City, State, and ZIP Code) Fort Detrick Frederick, MD 21702-5012 | | | |
| 8a. NAME OF FUNDING / SPONSORING ORGANIZATION | | 8b. OFFICE SYMBOL (If applicable) | 9. PROCUREMENT INSTRUMENT IDENTIFICATION NUMBER | | | |
| 8c. ADDRESS (City, State, and Zip Code) | | | 10. SOURCE OF FUNDING NUMBERS | | | |
| | | | PROGRAM ELEMENT NO. 62787A | PROJECT NO. 3M162787A879 | TASK NO. BG | WORK UNIT ACCESSION NO. 168 |
| 11. TITLE (Include Security Classification) Contact Lenses in the U.S. Army Attack Helicopter Environment: An Interim Report (U) | | | | | | |
| 12. PERSONAL AUTHOR(S) Morris R. Lattimore | | | | | | |
| 13a. TYPE OF REPORT | | 13b. TIME COVERED FROM _____ TO _____ | | 14. DATE OF REPORT (Year, Month, Day) 1990 December | | 15. PAGE COUNT 5 |
| 16. SUPPLEMENTARY NOTATION Presented at the AGARD Aerospace Medical Panel Symposium on Ocular Hazards in Flight and Remedial Measures, 22-26 October 1990, London, UK. | | | | | | |
| 17. COSATI CODES | | | 18. SUBJECT TERMS (Continue on reverse if necessary and identify by block number) | | | |
| FIELD | GROUP | SUB-GROUP | | | | |
| 06 | 04 | | | | | |
| 20 | 06 | | contact lens, ametropic, volunteers, AH-64, aviators | | | |
| 19. ABSTRACT (Continue on reverse if necessary and identify by block number) | | | | | | |
| <p>Recent technological advances have had a major impact on military aviation. While modern methods of providing visual information via electro-optics/visionics systems have extended the aviator's operational envelope, these devices are becoming increasingly incompatible with spectacle wear. Since approximately 20 percent of Army aviators are ametropic (spectacle wearing), alternative means of providing a refractive error correction need to be investigated. One alternative being considered is the use of a contact lens correction.</p> <p>For the past year, the U.S. Army Aeromedical Research Laboratory (USAARL) has been conducting a worldwide, AH-64 "Apache" contact lens research project in order to develop a comprehensive database on contact lens wear in a variety of environments. A three-tier contact lens fitting system is being used: two different types of soft lenses and one rigid gas permeable (RGP) lens type. The wearing schedule is set at a maximum of 7 days/6 nights</p> <p style="text-align: center;">Continued</p> | | | | | | |
| 20. DISTRIBUTION / AVAILABILITY OF ABSTRACT <input checked="" type="checkbox"/> UNCLASSIFIED/UNLIMITED <input type="checkbox"/> SAME AS RPT <input type="checkbox"/> DTIC USERS | | | 21. ABSTRACT SECURITY CLASSIFICATION Unclassified | | | |
| 22a. NAME OF RESPONSIBLE INDIVIDUAL Chief, Scientific Information Center | | | 22b. TELEPHONE (Include Area Code) (205) 255-6907 | | 22c. OFFICE SYMBOL SGRD-UAX-SI | |

19. ABSTRACT (Continued)

of extended lens wear. Fundamental operational data is being chronicled by unit flight surgeons. Standard clinical data is being used in ongoing command deliberations on future medical policy decisions concerning contact lens wear by Army aviators. Basic research information is being gathered in an effort to determine the fundamental physiological response of the cornea to the presence of a contact lens.

The subjective assessment of contact lens applications within the aviation community is universal acceptance. While current clinical data indicate some ocular health risk, flight safety risks are minimal. Establishment of long-term contact lens efficacy likely will depend on the ensuing analysis of physiological data.

Table of contents

Introduction..... 1
Methods and materials..... 2
Results and discussion..... 3
Summary..... 5

| | |
|----------------------|-------------------------------------|
| Accession For | |
| NTIS GRA&I | <input checked="" type="checkbox"/> |
| DTIC TAB | <input type="checkbox"/> |
| Unannounced | <input type="checkbox"/> |
| Justification | |
| By _____ | |
| Distribution/ | |
| Availability Codes | |
| Dist | Avail and/or Special |
| A-1 | |



This page intentionally left blank.

Introduction¹

Recent technological advances have had a major impact on Army aviation. While modern methods of providing visual information via electro-optics/visionics systems have extended the aviator's operational envelope, these devices are becoming increasingly incompatible with spectacle wear. Specifically, standard refractive error correction options for the M-43 protective mask have proven to be incompatible with the Helmet Display Unit (HDU) component of the AH-64 "Apache" Integrated Helmet and Display Sighting System (IHADSS). Glue-on and outsert packages push the HDU, a Maxwellian-view virtual imaging system, far enough from the ametropic aviator's eye to significantly reduce the available field-of-view; consequently, peripheral instrumentation and weapon system overlays cannot be visualized adequately. One alternative to spectacle wear being considered is the utilization of a contact lens correction.

Current Army regulations prohibit the wearing of contact lenses by aviators while flying. Waivers to these regulations have been approved for volunteer subjects under the aegis of a controlled scientific investigation. Consequently, the U.S. Army Aeromedical Research Laboratory (USAARL) has initiated an Army-wide AH-64 contact lens research protocol in order to provide both an interim readiness fix and to develop a comprehensive database on contact lens wear in a variety of environments. Basically, the protocol has been organized from three different perspectives with concerns directed toward operational and flight safety issues, ocular health issues and their secondary effects on existing health-care delivery systems, and potential for long-term changes in corneal physiological integrity.

A standardized fitting and data collection protocol was established; specific baseline evaluations, in addition to standard clinical appraisals, included: endothelial morphological assessments, anterior lens surface pH recording, trans-lens oxygen uptake rate monitoring, and tear film osmolarity determinations. This basic research information is being gathered in an effort to determine the fundamental physiological response of the cornea to the presence of a contact lens. The clinical data will be of value as a reference for command deliberations on future medical policy decisions concerning contact lens wear by Army aviators. Fundamental operational data is being chronicled by specially trained unit flight surgeons in order to document the impact of routine

¹ Presented at the AGARD Aerospace Medical Panel Symposium on Ocular Hazards in Flight and Remedial Measures, 22-26 October, 1990. London, UK.

contact lens wear on relevant aviation medicine issues. During that time, it is anticipated sufficient data will be obtained to provide the basis for an informed decision concerning overall Army policies regarding extended wear contact lenses.

Methods and materials

Two civilian contract optometrists and one technician are responsible for the provision of contact lens fitting and follow up examinations. Volunteer subjects from AH-64 units, and units fielded with the M-43 protective mask were provided with informed consent and an individual formal waiver to participate in the study. The 2-year study period will cover 200⁺ subjects at 9 different continental United States (CONUS) locations, plus 5 Federal Republic of Germany (FRG) locations.

The study is scheduled to conclude at the end of September 1991. A three-tier contact lens fitting system was utilized, with the initial lens of choice being a moderate to high water content disposable extended wear soft lens. Backup lenses consisted of a low water content standard extended wear soft lens utilized on a disposable basis, and a rigid gas permeable (RGP) lens used with a chemical disinfection system. All three types of lenses were approved by the United States Food and Drug Administration (USFDA) for routine use.

The wearing schedule was set at a maximum of 7 days/6 nights of extended lens wear, in accordance with USFDA recommendations. The subjects were instructed that the 7th night was to be passed without lens wear; worn soft lenses were to be discarded, and RGP lenses cleaned, disinfected, and stored overnight. After at least one full night of lens-free sleep, the subjects were instructed that they could apply a new soft lens, or resume wear of the cleaned and disinfected RGP lenses. This pattern of wear and rest was to be continued until the next scheduled quarterly follow-up evaluation.

Each quarterly follow-up examination adhered to the same testing protocol established for initial examinations. An additional component to each quarterly follow-up was the inclusion of a subjective questionnaire to query apparent effectiveness of contact lens wear in job performance. Generalized background information concerning flight hours and conditions is also being documented for future safety issue reference.

Results and discussion

To date, 223 volunteer subjects have been examined for possible contact lens wear: 31 subjects were not able to be fit with lenses, and 19 subjects had to be discontinued or withdrawn from the study after an initially successful contact lens fit. Therefore, although 86 percent of the volunteer subjects were successfully fitted with contact lenses, only 77 percent have been successful in wearing the lenses. Average length of time in the program is 10 months, with a range of 1 to 20 months.

The two areas of greatest difficulty involved those individuals dependent upon a near or reading correction (presbyopic) in the cockpit, and those exhibiting high amounts of ocular curvature distortion (astigmatism). Presbyopic subjects were not routinely fitted with lenses, since a reading overcorrection would defeat the purpose of contact lens wear in lieu of spectacles. Highly astigmatic subjects were not able to obtain adequate visual acuity with soft lenses; RGP lenses were demanding to fit and difficult to adapt to. As a result few subjects are successfully wearing RGP lenses.

Average wearing time was 4.4 days by follow up examination. Subjective questionnaire response had a mean wearing time of between 6 and 7 days. The refractive error distribution peaked at -0.75 diopters with a skewed distribution toward higher amounts of myopia. The military rank distribution of participants approximately split between commissioned and warrant officers; the enlisted ranks included a few crew chiefs and aerial observers. Lens type distributions matched the refractive error distribution, except for RGP lenses, which were equally distributed across refractive error. The distribution of subjects by age was bimodal, with peaks near ages 27 and 37. Because of the bimodal age pattern, there was some concern that our sample was not representative of Army aviation in general, so the Aviation Epidemiology Data Register was queried regarding the entire aviation population. All of the 1989 flight physical data were reviewed (as was 6 months worth of 1990 data); a similar bimodal distribution was obtained, thereby reassuring the investigators that the sample was not biased in some fashion.

Thus far, safety issues have not arisen, although two contact lens wearers happened to be involved a midair mishap. Both occupied the front seat of involved AH-64s, neither individual was at the controls at the time of the mishap, and U.S. Army Safety Center assessments did not include contact lens wear as a factor in the mishap. Additional areas of interest included clinical and basic physiological data: anterior contact lens surface pH, lens hydration, tear film stability, corneal thickness, objective biomicroscopic examination, and endothelial

morphology. These subjects will be addressed both individually and in a correlated format through the open literature prior to final government technical report.

Subjective questionnaire data were highly supportive of contact lens wear while performing flight duties. Approximately 90 percent of subjects felt their flight performance with contact lenses was equal to or better than with spectacles after 1 month of contact lens wear; after 3 months, all subjects felt their flight performance with contact lenses was equal to or better than with spectacles. Confidence in flight abilities with contact lenses paralleled the above findings, as did combat effectiveness estimates and endorsement of a routine program. Of some concern is the fact that 35 percent of the subjects admit on anonymous questionnaire to wearing their lenses longer than the 7 day maximum; 10 percent admit to going longer than 10 days continuous wear. This information could be valuable to attempts at modeling risk of adverse effects.

The true disposable contact lenses and wetting solutions have cost an average of \$415/aviator/year; the annual cost of RGP lenses was essentially identical. However, the annual cost of the standard soft lens that was used as a disposable was \$835/aviator. These costs are minimal compared to the expenses incurred via normal high performance aircraft training and operational activities. However, there are hidden costs to a proposed routine contact lens program that must be further documented: Optometric manpower requirements for required fittings and follow-up exams are still being evaluated, establishment of a logistical train for resupply is still under consideration, and finally the potential for adverse medical effects that are linked to routine contact lens wear can cost units in terms of operational availability of some aviators.

Ocular health incidents or adverse effects have been varied. Of the six medical events recorded, three cases are thought to be contact lens-related and three independent of contact lens wear. All cases involved subjects wearing soft lenses. One case of acute, localized ulcerative keratitis has been confirmed. The ulcer (and its secondary scar) was located superiorly off the visual axis, so visual acuity was unaffected. The individual was on Duty Not to Include Flight (DNIF) status for 10 days. Once the acute infection resolved, normal full flight duties (FFD) were resumed. The subject resumed contact lens wear 6 weeks after resuming flight duties. Two cases of generalized keratoconjunctivitis have been observed. Both were linked to a superficial corneal abrasion judged to be associated with improper soft lens removal techniques. Neither involved DNIF; recovery occurred within 3 days for both. The last three cases

were thought to be unrelated to contact lens wear and included: one case of viral keratoconjunctivitis (FFD), one case of anterior uveitis (DNIF 6 days), and one acute allergic response (DNIF 2 days).

Summary

Subjective approval of routine contact lens wear has been high, as have subjective performance assessments. Ocular risk for severe infection is difficult to establish from current data. However, cost in terms of lost flight duty time is being monitored. Medical costs, in terms of logistic and professional personnel requirements still have to be established. If current trends continue, it is possible a decision on the routine wear of contact lenses could be positive. However, because of unique difficulties encountered by presbyopes and high astigmats a significant portion of spectacle-wearing aviators will not be able to wear contact lenses. Consequently, routine contact lens wear represents only a partial solution to spectacle incompatibility problems. Therefore, developmental hardware alternatives must be included in future system programming or a large number of aviators will be prevented from performing certain flight duties.

Initial distribution

Commander, U.S. Army Natick Research,
Development and Evaluation Center
ATTN: STRNC-MIL (Documents
Librarian)
Natick, MA 01760-5040

Naval Submarine Medical
Research Laboratory
Medical Library, Naval Sub Base
Box 900
Groton, CT 06340

Commander/Director
U.S. Army Combat Surveillance
and Target Acquisition Lab
ATTN: DELCS-D
Fort Monmouth, NJ 07703-5304

Commander
10th Medical Laboratory
ATTN: Audiologist
APO New York 09180

Naval Air Development Center
Technical Information Division
Technical Support Detachment
Warminster, PA 18974

Commanding Officer, Naval Medical
Research and Development Command
National Naval Medical Center
Bethesda, MD 20814-5044

Deputy Director, Defense Research
and Engineering
ATTN: Military Assistant
for Medical and Life Sciences
Washington, DC 20301-3080

Commander, U.S. Army Research
Institute of Environmental Medicine
Natick, MA 01760

U.S. Army Avionics Research
and Development Activity
ATTN: SAVAA-P-TP
Fort Monmouth, NJ 07703-5401

U.S. Army Communications-Electronics
Command
ATTN: AMSEL-RD-ESA-D
Fort Monmouth, NJ 07703

Library
Naval Submarine Medical Research Lab
Box 900, Naval Sub Base
Groton, CT 06349-5900

Commander
Man-Machine Integration System
Code 602
Naval Air Development Center
Warminster, PA 18974

Commander
Naval Air Development Center
ATTN: Code 602-B (Mr. Brindle)
Warminster, PA 18974

Commanding Officer
Harry G. Armstrong Aerospace
Medical Research Laboratory
Wright-Patterson
Air Force Base, OH 45433

Director
Army Audiology and Speech Center
Walter Reed Army Medical Center
Washington, DC 20307-5001

Commander, U.S. Army Institute
of Dental Research
ATTN: Jean A. Setterstrom, Ph. D.
Walter Reed Army Medical Center
Washington, DC 20307-5300

Naval Air Systems Command
Technical Air Library 950D
Room 278, Jefferson Plaza II
Department of the Navy
Washington, DC 20361

Naval Research Laboratory Library
Shock and Vibration
Information Center, Code 5804
Washington, DC 20375

Director, U.S. Army Human
Engineering Laboratory
ATTN: Technical Library
Aberdeen Proving Ground, MD 21005

Commander, U.S. Army Test
and Evaluation Command
ATTN: AMSTE-AD-H
Aberdeen Proving Ground, MD 21005

Director
U.S. Army Ballistic
Research Laboratory
ATTN: DRXBR-OD-ST Tech Reports
Aberdeen Proving Ground, MD 21005

Commander
U.S. Army Medical Research
Institute of Chemical Defense
ATTN: SGRD-UV-AO
Aberdeen Proving Ground,
MD 21010-5425

Commander, U.S. Army Medical
Research and Development Command
ATTN: SGRD-RMS (Ms. Madigan)
Fort Detrick, Frederick, MD 21702-5012

Director
Walter Reed Army Institute of Research
Washington, DC 20307-5100

HQ DA (DASG-PSP-O)
5109 Leesburg Pike
Falls Church, VA 22041-3258

Naval Research Laboratory
Library Code 1433
Washington, DC 20375

Harry Diamond Laboratories
ATTN: Technical Information Branch
2800 Powder Mill Road
Adelphi, MD 20783-1197

U.S. Army Materiel Systems
Analysis Agency
ATTN: AMXSY-PA (Reports Processing)
Aberdeen Proving Ground
MD 21005-5071

U.S. Army Ordnance Center
and School Library
Simpson Hall, Building 3071
Aberdeen Proving Ground, MD 21005

U.S. Army Environmental
Hygiene Agency
Building E2100
Aberdeen Proving Ground, MD 21010

Technical Library Chemical Research
and Development Center
Aberdeen Proving Ground, MD
21010-5423

Commander
U.S. Army Medical Research
Institute of Infectious Disease
SGRD-UIZ-C
Fort Detrick, Frederick, MD 21702

Director, Biological
Sciences Division
Office of Naval Research
600 North Quincy Street
Arlington, VA 22217

Commander
U.S. Army Materiel Command
ATTN: AMCDE-XS
5001 Eisenhower Avenue
Alexandria, VA 22333

Commandant
U.S. Army Aviation
Logistics School ATTN: ATSQ-TDN
Fort Eustis, VA 23604

Headquarters (ATMD)
U.S. Army Training
and Doctrine Command
Fort Monroe, VA 23651

Structures Laboratory Library
USARTL-AVSCOM
NASA Langley Research Center
Mail Stop 266
Hampton, VA 23665

Naval Aerospace Medical
Institute Library
Building 1953, Code 03L
Pensacola, FL 32508-5600

Command Surgeon
HQ USCENTCOM (CCSG)
U.S. Central Command
MacDill Air Force Base FL 33608

Air University Library
(AUL/LSE)
Maxwell Air Force Base, AL 36112

U.S. Air Force Institute
of Technology (AFIT/LDEE)
Building 640, Area B
Wright-Patterson
Air Force Base, OH 45433

Henry L. Taylor
Director, Institute of Aviation
University of Illinois-Willard Airport
Savoy, IL 61874

COL Craig L. Urbauer, Chief
Office of Army Surgeon General
National Guard Bureau
Washington, DC 50310-2500

Commander
U.S. Army Aviation Systems Command
ATTN: SGRD-UAX-AL (MAJ Gillette)
4300 Goodfellow Blvd., Building 105
St. Louis, MO 63120

U.S. Army Aviation Systems Command
Library and Information Center Branch
ATTN: AMSAV-DIL
4300 Goodfellow Boulevard
St. Louis, MO 63120

Federal Aviation Administration
Civil Aeromedical Institute
Library AAM-400A
P.O. Box 25082
Oklahoma City, OK 73125

Commander
U.S. Army Academy
of Health Sciences
ATTN: Library
Fort Sam Houston, TX 78234

Commander
U.S. Army Institute of Surgical Research
ATTN: SGRD-USM (Jan Duke)
Fort Sam Houston, TX 78234-6200

AAMRL/HEX
Wright-Patterson
Air Force Base, OH 45433

University of Michigan
NASA Center of Excellence in Man-
Systems Research
ATTN: R. G. Snyder, Director
Ann Arbor, MI 48109

John A. Dellinger,
Southwest Research Institute
P. O. Box 28510
San Antonio, TX 78284

Product Manager
Aviation Life Support Equipment
ATTN: AMCPM-ALSE
4300 Goodfellow Boulevard
St. Louis, MO 63120-1798

Commander
U.S. Army Aviation
Systems Command
ATTN: AMSAV-ED
4300 Goodfellow Boulevard
St. Louis, MO 63120

Commanding Officer
Naval Biodynamics Laboratory
P.O. Box 24907
New Orleans, LA 70189-0407

Assistant Commandant
U.S. Army Field Artillery School
ATTN: Morris Swott Technical Library
Fort Sill, OK 73503-0312

Commander
U.S. Army Health Services Command
ATTN: HSOP-SO
Fort Sam Houston, TX 78234-6000

Director of Professional Services
HQ USAF/SGDT
Bolling Air Force Base, DC 20332-6188

U.S. Army Dugway Proving Ground
Technical Library, Building 5330
Dugway, UT 84022

U.S. Army Yuma Proving Ground
Technical Library
Yuma, AZ 85364

AFFTC Technical Library
6510 TW/TSTL
Edwards Air Force Base,
CA 93523--5000

Commander
Code 3431
Naval Weapons Center
China Lake, CA 93555

Aeromechanics Laboratory
U.S. Army Research and Technical Labs
Ames Research Center, M/S 215-1
Moffett Field, CA 94035

Sixth U.S. Army
ATTN: SMA
Presidio of San Francisco, CA 94129

Commander
U.S. Army Aeromedical Center
Fort Rucker, AL 36362

U.S. Air Force School
of Aerospace Medicine
Strughold Aeromedical Library Technical
Reports Section (TSKD)
Brooks Air Force Base, TX 78235-5301

Dr. Diane Damos
Department of Human Factors
ISSM, USC
Los Angeles, CA 90089-0021

U.S. Army White Sands
Missile Range
ATTN: STEWS-IM-ST
White Sands Missile Range, NM 88002

U.S. Army Aviation Engineering
Flight Activity
ATTN: SAVTE-M (Tech Lib) Stop 217
Edwards Air Force Base, CA 93523-5000

Ms. Sandra G. Hart
Ames Research Center
MS 262-3
Moffett Field, CA 94035

Commander, Letterman Army Institute
of Research
ATTN: Medical Research Library
Presidio of San Francisco, CA 94129

Mr. Frank J. Stagnaro, ME
Rush Franklin Publishing
300 Orchard City Drive
Campbell, CA 95008

Commander
U.S. Army Medical Materiel
Development Activity
Fort Detrick, Frederick, MD 21702-5009

Commander
U.S. Army Aviation Center
Directorate of Combat Developments
Building 507
Fort Rucker, AL 36362

U. S. Army Research Institute
Aviation R&D Activity
ATTN: PERI-IR
Fort Rucker, AL 36362

Commander
U.S. Army Safety Center
Fort Rucker, AL 36362

U.S. Army Aircraft Development
Test Activity
ATTN: STEBG-MP-P
Cairns Army Air Field
Fort Rucker, AL 36362

Commander U.S. Army Medical Research
and Development Command
ATTN: SGRD-PLC (COL Sedge)
Fort Detrick, Frederick, MD 21702

MAJ John Wilson
TRADOC Aviation LO
Embassy of the United States
APO New York 09777

Netherlands Army Liaison Office
Building 602
Fort Rucker, AL 36362

British Army Liaison Office
Building 602
Fort Rucker, AL 36362

Italian Army Liaison Office
Building 602
Fort Rucker, AL 36362

Directorate of Training Development
Building 502
Fort Rucker, AL 36362

Chief
USAHEL/USAAVNC Field Office
P. O. Box 716
Fort Rucker, AL 36362-5349

Commander U.S. Army Aviation Center
and Fort Rucker
ATTN: ATZQ-CG
Fort Rucker, AL 36362

Commander/President
TEXCOM Aviation Board
Cairns Army Air Field
Fort Rucker, AL 36362

Dr. William E. McLean
Human Engineering Laboratory
ATTN: SLCHE-BR
Aberdeen Proving Ground,
MD 21005-5001

Canadian Army Liaison Office
Building 602
Fort Rucker, AL 36362

German Army Liaison Office
Building 602
Fort Rucker, AL 36362

LTC Patrick Laparra
French Army Liaison Office
USAAVNC (Building 602)
Fort Rucker, AL 36362-5021

Brazilian Army Liaison Office
Building 602
Fort Rucker, AL 36362

Australian Army Liaison Office
Building 602
Fort Rucker, AL 36362

Dr. Garrison Rapmund
6 Burning Tree Court
Bethesda, MD 20817

Commandant Royal Air Force
Institute of Aviation Medicine
Farnborough Hants UK GU14 6SZ

Dr. A. Kornfield, President
Biosearch Company
3016 Revere Road
Drexel Hill, PA 29026

Commander
U.S. Army Biomedical Research
and Development Laboratory
ATTN: SGRD-UBZ-I
Fort Detrick, Frederick, MD 21702

Defense Technical Information Center
Cameron Station
Alexandria, VA 22313

Commander, U.S. Army Foreign Science
and Technology Center
AIFRTA (Davis)
220 7th Street, NE
Charlottesville, VA 22901-5396

Director,
Applied Technology Laboratory
USARTL-AVSCOM
ATTN: Library, Building 401
Fort Eustis, VA 23604

U.S. Army Training
and Doctrine Command
ATTN: Surgeon
Fort Monroe, VA 23651-5000

Aviation Medicine Clinic
TMC #22, SAAF
Fort Bragg, NC 28305

U.S. Air Force Armament
Development and Test Center
Eglin Air Force Base, FL 32542

Commander, U.S. Army Missile
Command
Redstone Scientific Information Center
ATTN: AMSMI-RD-CS-R/ILL
Documents Redstone Arsenal, AL 35898

U.S. Army Research and Technology
Laboratories (AVSCOM)
Propulsion Laboratory MS 302-2
NASA Lewis Research Center
Cleveland, OH 44135

Dr. H. Dix Christensen
Bio-Medical Science Building, Room 753
Post Office Box 26901
Oklahoma City, OK 73190

Col. Otto Schramm Filho
c/o Brazilian Army Commission
Office-CEBW
4632 Wisconsin Avenue NW
Washington, DC 20016

Dr. Christine Schlichting
Behavioral Sciences Department
Box 900, NAVUBASE NLON
Groton, CT 06349-5900