

AD-A231 798

A231798

REPORT DOCUMENTATION PAGE

Form Approved  
OMB No. 0704-0188

1a. REPORT SECURITY CLASSIFICATION <b>Unclassified</b>		1b. RESTRICTIVE MARKINGS	
2a. SECURITY CLASSIFICATION AUTHORITY		3. DISTRIBUTION/AVAILABILITY OF REPORT <b>Approved for public release; distribution unlimited</b>	
2b. DECLASSIFICATION/DOWNGRADING SCHEDULE		4. PERFORMING ORGANIZATION REPORT NUMBER(S)	
4. PERFORMING ORGANIZATION REPORT NUMBER(S)		5. MONITORING ORGANIZATION REPORT NUMBER(S)	
6a. NAME OF PERFORMING ORGANIZATION <b>Rick Koubek Wright State University</b>	6b. OFFICE SYMBOL <i>(If applicable)</i>	7a. NAME OF MONITORING ORGANIZATION <b>Cognitive Science Research Program Office of Naval Research(Code 1142CS)</b>	
6c. ADDRESS (City, State, and ZIP Code) <b>Dept. of BHE Wright State University Dayton, Ohio 45435</b>		7b. ADDRESS (City, State, and ZIP Code) <b>800 N. Quincy Street Arlington, Virginia 22217-5000</b>	
8a. NAME OF FUNDING/SPONSORING ORGANIZATION	8b. OFFICE SYMBOL <i>(If applicable)</i>	9. PROCUREMENT INSTRUMENT IDENTIFICATION NUMBER <b>N00014-90-J-1256</b>	
8c. ADDRESS (City, State, and ZIP Code)		10. SOURCE OF FUNDING NUMBERS	
		PROGRAM ELEMENT NO. <b>61153N</b>	PROJECT NO. <b>RR-042-04</b>
		TASK NO. <b>042-04-01</b>	WORK UNIT ACCESSION NO. <b>442-558</b>
11. TITLE (Include Security Classification) <b>THE ROLE OF TRAINING, INDIVIDUAL DIFFERENCES AND KNOWLEDGE REPRESENTATION IN COGNITIVE-ORIENTED TASK PERFORMANCE</b>			
12. PERSONAL AUTHOR(S) <b>Koubek, Richard J.</b>			
13a. TYPE OF REPORT <b>Interim</b>	13b. TIME COVERED <b>FROM 11/1/89 TO 10/31/90</b>	14. DATE OF REPORT (Year, Month, Day) <b>12/1/90</b>	15. PAGE COUNT
16. SUPPLEMENTARY NOTATION <b>To appear in International Journal of Human-Computer Interaction, Vol 3(1)</b>			
17. COSATI CODES		18. SUBJECT TERMS (Continue on reverse if necessary and identify by block number)	
FIELD	GROUP	SUB-GROUP	
		Knowledge Representation, Task Performance Measurement, Automatization	
19. ABSTRACT (Continue on reverse if necessary and identify by block number) <b>This research examines the impact of training style, individual differences and task representation on automatized task performance and controlled task performance. Results indicate that performance on relatively straightforward repetitive tasks, usually associated with automatization, is influenced by training style and the mental task representation held by individuals. Also, task representation is a significant determinant of performance on complex cognitive-oriented tasks (i.e., controlled process tasks). Therefore, the task representation is suggested as a high level determinant for both simple and complex task performance. No effect for individual differences was found. It is concluded that training programs and task design for these type of activities must account for the representation in an effort to maximize individual performance.</b>			
20. DISTRIBUTION/AVAILABILITY OF ABSTRACT <input checked="" type="checkbox"/> UNCLASSIFIED/UNLIMITED <input type="checkbox"/> SAME AS RPT <input type="checkbox"/> DTIC USERS		21. ABSTRACT SECURITY CLASSIFICATION	
22a. NAME OF RESPONSIBLE INDIVIDUAL <b>Dr. Charles Davis</b>		22b. TELEPHONE (Include Area Code) <b>(202) 696-4046</b>	22c. OFFICE SYMBOL <b>ONR 1142PT</b>

## I INTRODUCTION

As the United States begins to experience the effects of the "baby bust" and an increased emphasis on college training, rather than vocational, the labor pool from which to draw workers decreases. In addition, computer skill levels required for these jobs are increasing, thus further reducing the number of potentially qualified applicants. As more businesses become automated, persons with little computer experience are suddenly thrust into a virtual "computer world". Given this scenario, an effort must be made to determine those elements of training which will aide in the acquisition of skill on computer-based tasks.

In general, at least three primary factors exist, related particularly to the individual, which can impact productivity in cognitive-oriented work: previous learning (including training), present knowledge of the task and individual differences. While externally determined factors, such as work schedule and compensation are important, the present paper focuses on the internal factors.

It appears certain that the mental representation of the system one holds is a determining factor in the ability to solve complex problems. For example, Kieras and Bovair (1984) performed a study concerned with the importance of mental models in learning to operate an unfamiliar piece of equipment (a basic control panel). It was shown that the group trained with the mental model learned and executed the procedures more quickly, had superior retention and simplified inefficient procedures more often than the group trained without the model. In the realm of computer programming, Mayer (1989) suggests that the presentation of a concrete model early in a novice programmer's training program may have beneficial effects on his or her encoding and use of new technical information. Adelson (1981) demonstrated that expert programmers reorganize randomized computer code in a hierarchial structure, while novices group code according to its syntactic similarity. Likewise, McKeithen, Reitman, Reuter and Hirtle (1981) studied the memory strategies of novices and experts. In the reproduction of a computer program, novices used general mnemonic strategies, such as an alphabetic strategy, while experts used a more specific strategy of grouping the words according to their functions. While the results of Mayer's study would tend to favor the incorporation of a concrete model in training a novice programmer, the results of Adelson and McKeithen *et al.* would suggest the use of more hierarchial representations for attaining higher levels of skill.

Rather than focus on a single training style, recent research has suggested the need to tailor training programs to individual differences. Sein and Bostrom (1989), for example, have found that people with an "abstract" learning style will perform significantly better when provided a training program which emphasizes the abstract features of the domain, while those with a "concrete" learning style perform almost twice as well when given an analogical (concrete) training program compared to the abstract training program. Some researchers have attempted to train expert and novice programmers to form a particular mental representation. For example, Adelson (1984) showed that novices could be forced into a semantic representation (as opposed to their preferred syntactic representation), and experts could be forced into a syntactic representation (as opposed to their preferred semantic representation). However, these representations proved unstable, and both groups eventually switched back to their more "natural" representation. It would appear that, as implied by the results of Kolodner (1983), Murphy and Wright (1984), Novick (1988), and

Koubek and Salvendy (1989), this "change-over" from a concrete mental representation of the novice to an abstract representation of the expert will occur over time, only as the novice gains additional experience in a particular task domain.

Others have shown the importance of a breadth-first, compared to a depth-first training style for final performance on troubleshooting tasks. Zeit and Spoehr (1989) concluded that the degree of hierarchical structure within a learning tool is reflected in the structure of the learner's knowledge representation. In addition, a hierarchically organized knowledge base, along with applied practice, will lead to procedural representations, while subjects who lack a hierarchical knowledge base will not develop procedural representations. In support of the interplay of one's knowledge structure and the performance level of a given task, Lambert and Newsome (1989) studied the impact of question format and organization presented by an intelligent system on the problem-solving performance of experts (high-skill employees) and novices (low-skill employees). The results provide further evidence that experts and novices organize conceptual knowledge of a problem in different manners. When questions were posed by the system requiring concrete information organization, low-skill employees performed significantly faster than when the questions required abstract information organization. Additionally, high-skill employees performed faster in response to questions which required abstract information organization as compared to concrete information organization. These findings may have far reaching implications in the development of expert systems, as well as in training novices to program and debug efficiently.

Another emphasis in the literature suggests training to develop automatic processes (Fisk and Gallini, 1989). This is supported by Wiedenbeck (1985) who found that, even in simple, automated tasks, experts are significantly faster and more accurate than novices. Automaticity states that as practice accrues on consistent task components, then the processes associated with executing these consistent components become automated, and automated processes require no cognitive resources. Non-consistent task components, however, must be executed with controlled processes, which are resource intensive. Therefore, if one were able to be trained to automatically process certain cognitive information (i.e. computer code), thereby requiring less cognitive resources for the performance of that particular cognitive task, the speed and efficiency of task performance would increase.

Cognitive style may also be a determining factor of one's asymptotic skill level for computer-oriented tasks. For example, the cognitive style of field independence is "definable in terms of degree of dependence on the structure of the prevailing visual field, ranging from great dependence, at one extreme, to great ability to deal with the presented field analytically, or to separate an item from the configuration in which it occurs, at the other" (Witkin, Lewis, Hertzman, Machover, Meissner and Wapner, 1954). In a study which examined student and professional programmers' cognitive representations of software, Holt, Boehm-Davis and Schultz (1987) found that the mental models formed (which were examined while subjects performed either simple or complex modifications to a program) were affected by problem structure, problem type, and ease of program modification. Specifically, the mental models of the professionals were most affected by modification difficulty, while the mental models of the students were most affected by the structure and content of the programs. This suggests that the professionals may act in a "field independent" manner, since they were less influenced by the surface structure of the

program. Conversely, it is possible that the students, who were primarily affected by the surface structure and content of the programs, may be classified as "field dependent". While evidence supports each of the above stated factors as performance determinants, it is beginning to appear that a complex interaction exists between individual differences, training and the current knowledge representation of the task.

### **Derivation of Hypotheses**

From the above review, several factors have been studied extensively as influential in producing cognitive-oriented task performance. The present research examines the role of training, problem representation and individual differences on performance of both automated (simple) and controlled (complex) process tasks. The following hypotheses are proposed.

*Hypothesis One:* Training and cognitive style affect the representation developed.

*Hypothesis Two:* Training and cognitive style affect the development and performance of automated processing.

*Hypothesis Three:* Training and cognitive style affect controlled process task performance.

*Hypothesis Four:* The task representation affects the development and performance of automated processes.

*Hypothesis Five:* The task representation affects controlled process task performance.

## **II. METHOD**

In order to test the above hypotheses, subjects of varying cognitive styles were trained in either an Alphabetical or Hierarchical manner to use a word processor. Following training, their task representation was assessed and they were required to perform both controlled and automatic process tasks.

### **Task**

Subjects were required to perform four tasks: cognitive style assessment, domain training, representation evaluation and stimulus task execution. The cognitive style of Field Independence (FI) - Field Dependence (FD) was used to categorize subjects with respect to their individual differences. Based on the cognitive style theory mentioned previously, one would predict that FI and FD subjects would tend to form conceptually different knowledge representations depending on the structure of their training.

Following the administration of the Hidden Figures Test (Ekstrom, French, Harman and Dermen, 1976) to assess cognitive style, subjects were trained to use a computer word processor (Microsoft Word version 4). Subjects received training on the word processor in

one of two ways. One group received the commands arranged alphabetically while the other group received training in which the commands were arranged in a hierarchical manner, based on their functional interrelationships. Each group was given the same commands and examples from which to learn. The only difference was presentation order.

The third task required subjects to complete a representation evaluation form. This form presented 17 learned word processing commands, paired with one another, to yield a total of 136 items. Subjects were asked to rate the degree of similarity on a 5-point Likert-type scale for each pair. This data was evaluated through clustering techniques to identify the subject's representation of the word processing domain.

The fourth experimental component required subjects to perform two text editing tasks using the word processing skills learned in the second phase. In the first editing task, subjects were presented a document and were asked to perform a centering task 30 times, once each on evenly spaced lines. This task was relatively straightforward and the cognitive process should have been easily automated. This is defined as the AP (automated process) task. The second task required subjects to place two paragraphs side-by-side in the document. The side-by-side procedure required a combination of several steps and was relatively complex. Subjects were allowed 15 minutes to complete this task. The side-by-side task is designated as the CP (controlled process) task.

### Subjects

While 20 subjects volunteered for the experiment, one was eliminated due to her experience with the stimulus task. The remaining 19 (9 male and 10 female) were undergraduate university students, from a variety of academic majors with little or no general word processing experience and no prior experience with the present system. Based on their Hidden Figures Test score, subjects were classified as either FI or FD. The national average score on this test, 16, is used as the criterion for placement into groups. Ten subjects had scores below 16 (FD) while nine had scores of 16 or above (FI). These subjects were randomly divided into the training conditions, yielding nine trained alphabetically and ten hierarchically.

### Variable Definition and Experimental Design

The independent variables for this study were cognitive style and training method. As described above, the representation was elicited through cluster analysis of similarity ratings. This analysis provided insight into the manner in which subjects group various commands and can suggest evidence regarding the accuracy and completeness of their mental representation. From the cluster analysis, the representation was characterized by the variables listed in Table 1.

Accession For	NTIS GRA&I DTIC TAB Unannounced Justification	<input checked="" type="checkbox"/> <input type="checkbox"/> <input type="checkbox"/>
By		
Distribution/		
Availability Codes		
Avail and/or Special		
Dist		A-1



TABLE 1. Description of Representation Variables.

VARIABLE	DESCRIPTION
Maximum Distance Between Clusters	Provides overall rating of the differentiation between clusters. Low values indicate little distinction between commands.
Total Number of Clusters	Calculated by counting the number of separate clusters that exceed one-half the maximum distance between clusters. Clusters which exceed this value can be considered prominent and significant.
Number of Horizontal Layout Commands Misclassified	Three conceptual clusters exist in the task: horizontal page layout commands, vertical page layout commands and font commands. This variable indicates the number of horizontal layout commands which were incorrectly classified into vertical layout or font clusters.
Number of Vertical Layout Commands Misclassified	See above.
Number of Font Commands Misclassified	See above.
Purity of Horizontal Layout Cluster	Binomial variable which indicates whether subjects had a single cluster which included all the horizontal layout commands and no others. Impure=0 and pure=1.
Purity of Vertical Layout Cluster	See above.
Purity of Font Cluster	See above.
Overall Cluster Purity	Composite value which is computed by summing the individual purity values.
Number of Commands Not Clustered	Provides an indication of domain representation completeness.

Three variables were derived to characterize automation: alpha,  $T_0$  and  $T_{1000}$ . For the AP task, performance was described by the log-linear function  $T_n = T_0 n^{-\alpha}$ . In this equation, alpha represents the rate of learning and  $T_0$  is the time for completion of the first trial. These parameters were derived directly from the data. Using these values, the time for the 1000th trial,  $T_{1000}$ , was calculated as an estimate of asymptotic performance. CP task performance was characterized by whether the subject completed the task in the allotted time. Therefore, the dependent variables are  $T_0$ ,  $T_{1000}$ , alpha (for the AP task) and whether the CP task was completed. In addition, the representation oriented variables serve as either dependents or independents as a function of the analysis.

A 2x2 MANOVA design was used to test the first two hypotheses. The independent variables were cognitive style (FI versus FD) and training (Alphabetical versus Hierarchical). The dependent variables for each analysis were those derived from the representation and automated process tasks respectively. Due to sample size restrictions, the third hypothesis was tested with a Chi-Square procedure. The fourth hypothesis, designed to examine the relationship between task representation and automation, was performed with canonical correlation and multiple regression procedures, while the fifth hypothesis was tested with Chi-Square and discriminant analysis techniques.

### Procedure

Prior to the training phase, subjects were administered the Hidden Figures test to determine their cognitive style and assigned to the appropriate training group. An attempt was made to evenly distribute FI and FD subjects into the training conditions. In the second phase, subjects received their respective training modules. During training, subjects read hard-copy descriptions of each command and were required to practice each command with the actual system before proceeding. Subjects were allowed as much time as necessary.

Upon completion of training, subjects were given the representation evaluation form and asked to bring the completed form back the next day, when they would perform the stimulus tasks. On the day following training, subjects were allowed to re-familiarize themselves with the system and then perform the AP and CP tasks in that order. The subjects were provided with a keyboard and a mouse as their computer interface for the two tasks. Their training manuals were also furnished for assistance. A concurrent verbal report was required of the subjects throughout the CP task. Each subject was allowed 15 minutes to complete the CP task. The testing session was video taped for later analysis. Following testing, a second representation evaluation form, identical to the first, was completed to identify any possible changes in knowledge representation.



### III. RESULTS

#### Training and Individual Difference Effects

**Representation Development.** *Hypothesis 1: Training and cognitive style affects the representation developed.* The potentially complex interactions of various representation variables warrant multivariate analysis procedures, therefore, a 2X2 MANOVA was performed with cognitive style and training as the independent variables. (Vertical commands, horizontal commands and font purity were not included in this analysis due to their non-normality). The dependent variables were derived from the cluster analysis as described previously. No significant effects were found for training, cognitive style or the interaction. Therefore, Hypothesis One is not supported.

**Automated Task Performance.** *Hypothesis Two: Training and cognitive style affect the development and performance of automated processes.* As described above, the variables used to characterize automated task performance are alpha,  $T_0$  and  $T_{1000}$ . As might be expected, these variables are all significantly correlated with each other at the  $p < .02$  level. For the purposes of this experiment, each variable is examined independently through a 2x2 ANOVA procedure with training and cognitive style serving as the independent variables.

Regarding initial performance,  $T_0$ , while no main effects occur, a significant interaction between training and cognitive style is evident ( $F(1,15)=7.04$ ;  $p < .018$ ). See Table 2 for these results. With regard to learning rate (Table 3), once again, a significant interaction occurs ( $F(1,15)=6.45$ ;  $p < .023$ ). The highest values (or fastest learning rate) are found for FD subjects with Alphabetic training (significantly different from all other means at  $p < .05$ ) while the lowest learning rate occurs for FD subjects with Hierarchial training. There appears only a slight trend for FI subjects to acquire automated processes more quickly with a hierarchial representation (see Figure 1).

From Figure 1, it appears that FD subjects perform better initially when presented with hierarchial training ( $p < .05$  level; Newman-Keuls test). After practice, however, the computed  $T_{1000}$  value indicates that final performance for FD subjects is best served with the Alphabetic training rather than Hierarchial training ( $p < .05$ ). Neither main effects nor the interaction were statistically significant for  $T_{1000}$ .

Apparently, the hierarchial representation training allows FD subjects to more quickly orient to the problem. As expected by the definition of Field Independence, performance of subjects classified into this group appear unaffected by the training style. Further research is needed to examine this issue more clearly.

TABLE 2. ANOVA results for the effect of training and cognitive style on the development and initial performance ( $T_0$ ) of automated processes.

Source	df	Sum of Squares	Mean Square	F	p-value
Training	1	0.3709	0.3709	3.20	0.094
Cognitive Style	1	0.1929	0.1929	1.66	0.217
Interaction	1	0.8162	0.8162	7.04	0.018
Error	15	1.7393	0.1159		

TABLE 3. ANOVA results for the effect of training and cognitive style on the development of automated processes.

Source	df	Sum of Squares	Mean Square	F	p-value
Training	1	0.0381	0.0381	3.94	0.066
Cognitive Style	1	0.0091	0.0091	0.94	0.348
Interaction	1	0.0624	0.0624	6.45	0.023
Error	15	0.1453	0.0097		

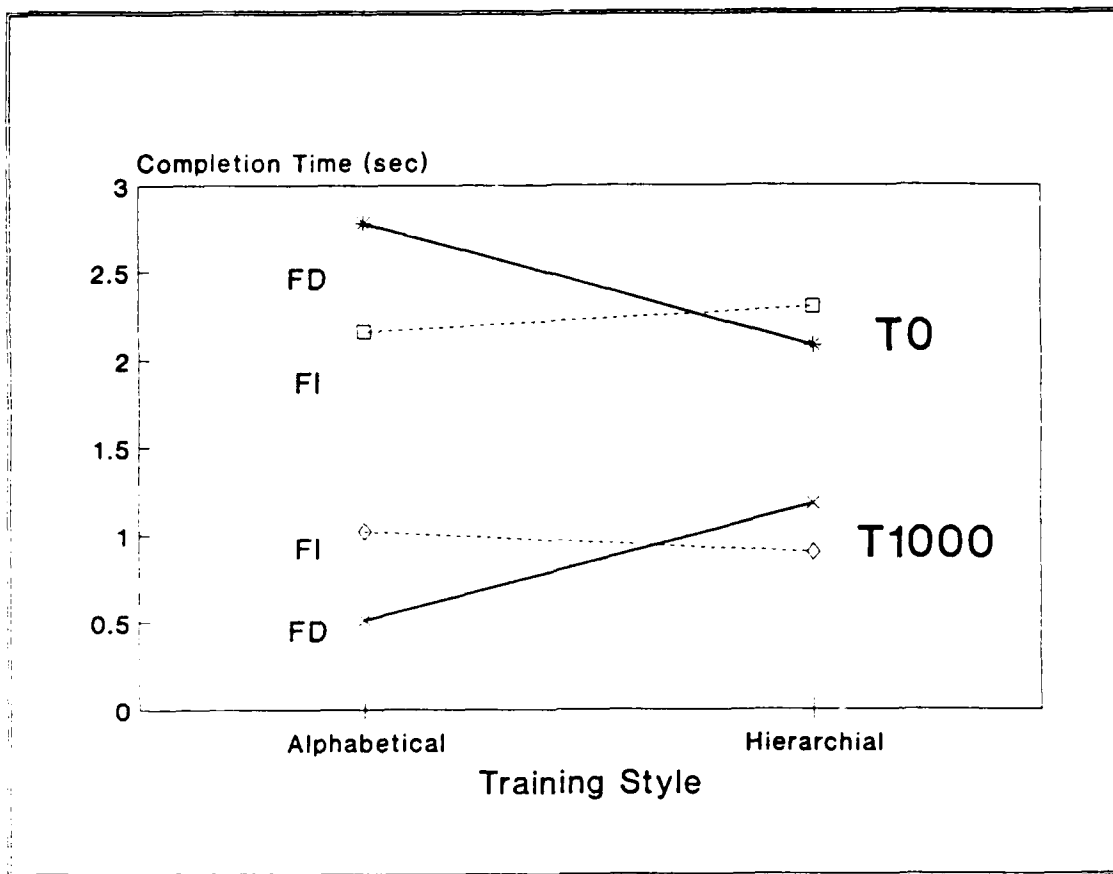


Figure 1. Automatized task performance:  $T_0$  and  $T_{1000}$  completion times.

**Controlled Task Performance.** *Hypothesis Three: Training and cognitive style affect controlled process task performance.* On the CP task, six of the 19 subjects found the correct solution within the allotted time of 15 minutes. Due to the limited number of those completing the task, the effect of training and cognitive style on CP task completion were analyzed separately using Chi-Square procedures. The statistic was identical for both variables:  $\chi^2 = .693$ ;  $p < .405$ . Therefore, hypothesis three cannot be confirmed.

### **Representation Effects**

**Automated Process Task Performance.** *Hypothesis Four: The task representation affects automated processes.* To evaluate hypothesis four, a canonical correlation was first performed on the representation variables (excluding overall cluster purity since it is a linear combination of existing variables) and the automation variables listed previously. This multivariate procedure determines the relationship between two sets of variables (SAS Institute, 1988). Results indicate a statistically significant correlation between the two groups. The Squared Canonical Correlation is 0.82, which is significant at the  $p < .02$  level. It is therefore suggested that a relationship exists between the representation subjects possess and their performance on automated tasks, supporting hypothesis four.

In an effort to examine this relationship in more detail, three stepwise multiple regression analyses were performed on  $\alpha$ ,  $T_0$  and  $T_{1000}$  respectively, using the representation variables as independent variables. From this analysis, the rate of learning ( $\alpha$ ) can be predicted by the Maximum Distance Between Clusters and the Purity of Font Cluster variables (using 0.15 as the entry and removal criterion). With these two independent variables, 31.55 percent of the variance in  $\alpha$  can be predicted ( $F(2,16) = 3.69$ ;  $p < .048$ ).

In addition to the above two independent variables, the regression equation to predict initial time to perform the AP task,  $T_0$ , includes the Number of Horizontal Commands Misclassified. This is logical since the AP task dealt primarily with horizontal page layout. With these three variables, the computed statistics are as follows:  $R^2 = .593$ ,  $F(3,15) = 7.28$ ;  $p < .003$ . No variables met the 0.15 significance level for entry into the model for predicting estimated final performance,  $T_{1000}$ . From the above results, hypothesis four is supported and it can be concluded that the knowledge representation impacts AP task performance, at least in the initial stages of developing automaticity.

**Controlled Task Performance.** *Hypothesis Five: The task representation affects controlled process performance.* For this analysis, subjects were divided into two groups based on whether they successfully completed the task in the allotted time. From this, a Chi-Square analysis was performed using the variables Overall Cluster Purity (grouped as 0-1 and 2-3) and successful or non-successful task completion (see Figure 2). This analysis reveals that there is a significant dependency between these variables ( $\chi^2 = 6.094$ ;  $p < .025$ ).

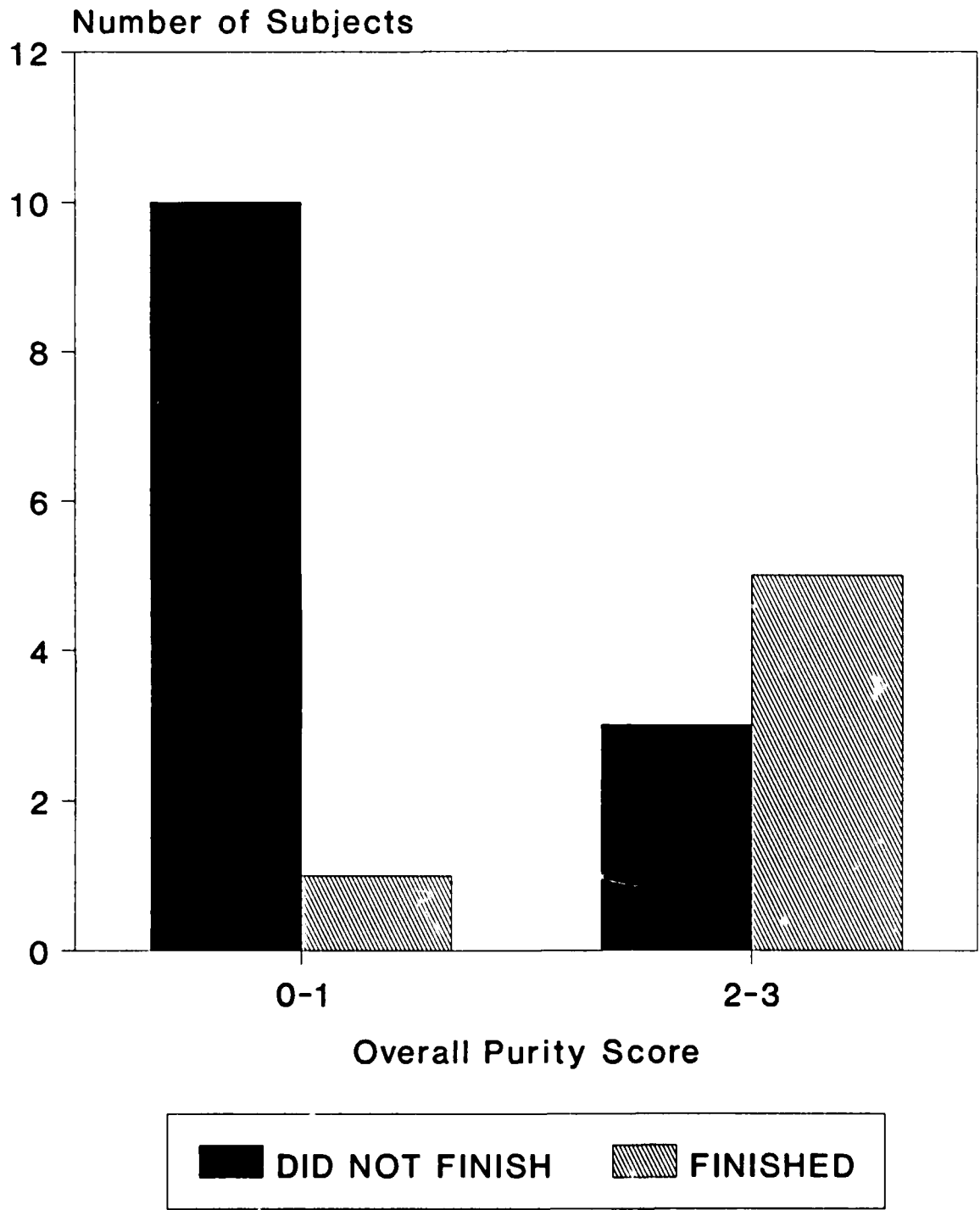


Figure 2. Overall purity score and controlled process task performance.

In order to determine the utility of this finding for predicting performance on CP tasks from knowing the knowledge representation features, a discriminant analysis was performed on the 19 subjects. Using the computed discriminant function with Overall Cluster Purity, 89.13 percent of the subjects were correctly classified as successful or unsuccessful. More specifically, one successful subject and three unsuccessful subjects were misclassified. With only one variable, the accuracy of this discriminant function supports hypothesis five, that representation significantly influences controlled task performance.

In order to determine the CP solution strategies of the subjects, a GOMS analysis was performed on the verbal protocol data (selection rules were not obtained in this analysis). A "master" GOMS solution containing a set of three goals and their coinciding methods and operators to accomplish those goals was developed upon which to compare subject solution strategies. From the analysis of the subjects' solutions, three strategies became evident: Direct, Single Branch and Multiple Branch.

Those subjects whose strategies contained no incorrect methods (that is, all methods utilized led the subject closer to the task goal) were classified as Direct (D). The only deviations of these subjects' solutions from the master GOMS solution were individual "operators" within the chosen methods. Four subjects were placed in this category, and of these, three successfully completed the task.

A second strategy classification is Single Branch (SB). These subjects tended to follow a single solution path, even when that particular path was not leading them closer to the task goal. The classification criterion for this category required the subject to have performed three successive methods (different by no more than one operator) that did not advance the subject closer to the ultimate goal. This pattern may have occurred at any point within the solution set. Five subjects were determined to be Single Branch, and none reached the solution of the CP task.

The final strategy is Multiple Branch (MB). The remaining ten subjects moved from method to method in search of the correct solution pattern (which three subjects located). To be placed in this category, subjects must have implemented 2 or less incorrect methods consecutively, while not following the Direct pattern. It should be noted that, in order to ensure the correct placement of subjects into their respective solution strategy groups, the classification process was performed independently by two raters.

Following the placement of subjects into their respective solution strategy groups, a Wilcoxon's Rank-Sum Test was performed, using Overall Cluster Purity as the ranked variable, in order to determine if representation differences existed between the groups. Purity scores were then tested for each solution strategy group against the purity scores of the other groups independently. The overall purity scores in the Direct group were found to be higher than those in the Single Branch group ( $W_s(n_1=4, n_2=5)=11.5; p<.05$ ), and those in the Multiple Branch group ( $W_s(n_1=4, n_2=10)=17; p<.05$ ). The overall purity scores appear to be slightly higher in the Single Branch group than in the Multiple Branch group, but the result was not significant. Figure 3 shows the relationship among the group means. From the previous results, it can be seen that subjects with high purity scores tend to utilize a Direct solution strategy when performing a controlled process task, while subjects with low overall purity scores follow a Multiple or Single Branch approach. It is noteworthy to mention that 75% of those subjects with Direct strategies completed the task compared to 30% and 0% of the Multiple Branch and Single Branch Groups respectively.

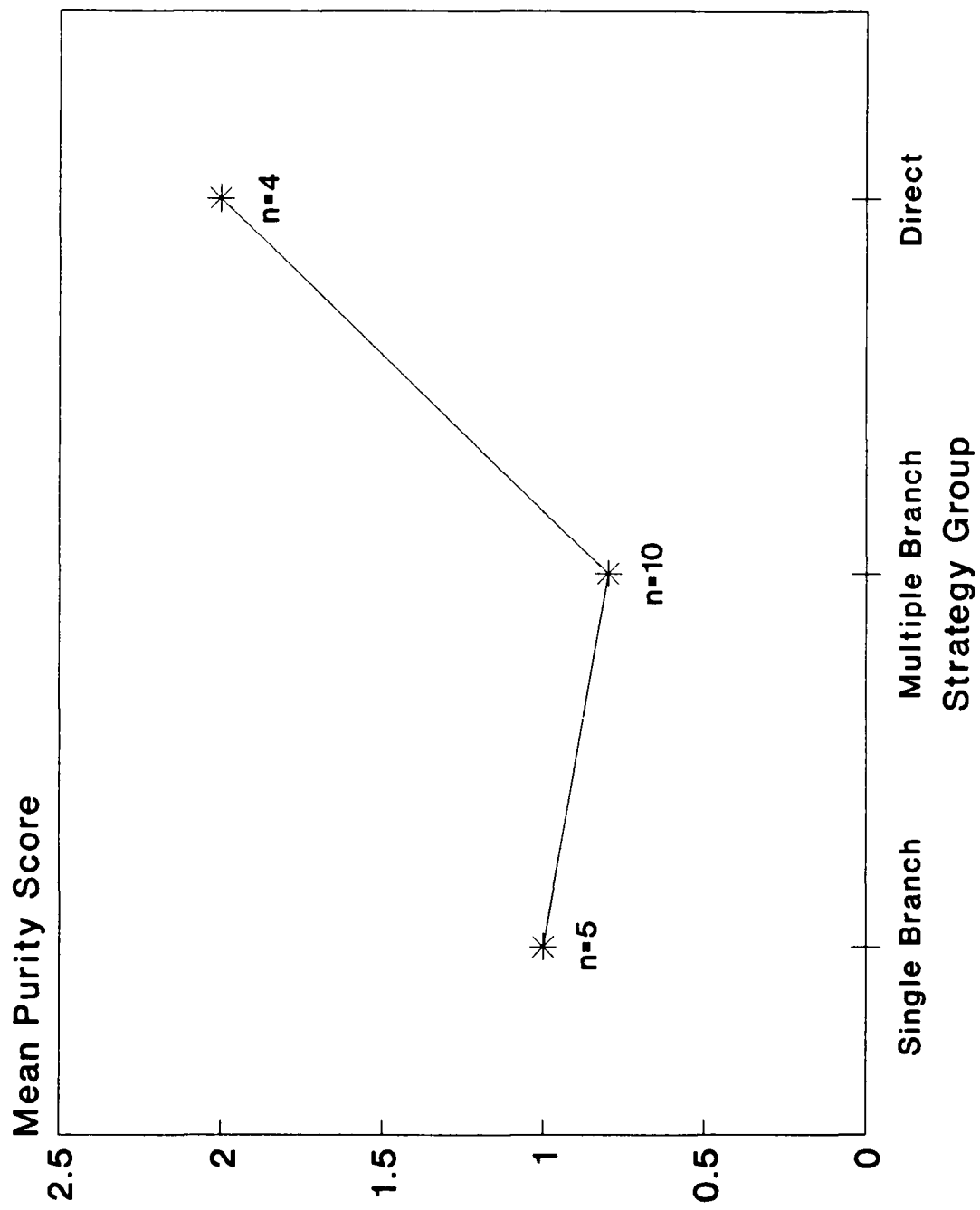


Figure 3. Mean overall purity scores of solution strategy groups.

In summary of this section, it appears that task representation affects the solution strategy employed in a complex cognitive task, which in turn is a determining factor of successful task completion. A complete summary of the statistical analyses performed in this study is given in Table 4.

#### IV. CONCLUSION

The first hypothesis of this study (training and cognitive style affects the representation developed) was not supported. Similar to the results of Adelson (1984), the particular training (Hierarchical versus Alphabetical) administered to the subjects, regardless of their cognitive style, did not affect their developed representation. Again, it appears that subjects will maintain their most natural representation.

Significant results were obtained for the effect of training and cognitive style on the development and performance of automated processes. The fastest learning rate was found for Field Dependent subjects with Alphabetic training, while the slowest learning rate occurred in Field Dependent subjects trained hierarchically. Initial AP task performance of FD subjects was actually aided by hierarchical training, but the final performance was best aided by alphabetic training. This result is related to previous findings which suggest a switch from a concrete to an abstract representation as one becomes experienced in a particular task domain. In particular, an individual is not necessarily an expert simply because a particular task has been automated.

No evidence was found to support the effect of training and cognitive style on controlled process task performance (that is, whether the subjects finished the CP task in the allotted time). Further research is needed in this area.

Automated processes were found to be affected by the task representation. More precisely, the rate of learning,  $\alpha$ , was predicted by two independent variables: Maximum Distance Between Clusters and the Purity of Font Cluster. In addition, the initial time to perform the AP task,  $T_0$ , could be predicted with the inclusion of a third independent variable, the Number of Horizontal Commands Misclassified.

Controlled process task performance was also found to be affected by the task representation. Simply by knowing the subjects' task representations (based upon Overall Cluster Purity), approximately 89% of the subjects were correctly classified as to whether they finished the CP task. In addition, the particular strategy utilized to perform the CP task was affected by the task representation. Overall Purity scores were highest for those subjects who approached the task with a Direct strategy, and 75% of those subjects completed the CP task successfully.



TABLE 4. Summary of Results

HYPOTHESES	STATISTIC	SIGNIFICANCE
1. Training & Cognitive Style affect representation developed	2x2 MANOVA	N.S. <sup>1</sup>
2. Training & Cognitive Style affect development and performance of automated processes		
(a) Initial Performance (T <sub>0</sub> )		
· Main Effects	2x2 ANOVA	N.S.
· Interaction	2x2 ANOVA	p<0.018
· Field Dependent subjects better with Hierarchical training than Alphabetical training	Newman-Keuls	p<0.05
(b) Final Performance (T <sub>1000</sub> )		
· Main Effects	2x2 ANOVA	N.S.
· Interaction	2x2 ANOVA	N.S.
· Field Dependent subjects better with Alphabetical training than Hierarchical training	Newman-Keuls	p<0.05
(c) Learning Rate (Alpha)		
· Main Effects	2x2 ANOVA	N.S.
· Interaction	2x2 ANOVA	p<0.023
· Highest for Field Dependent subjects with Alphabetical training	Newman-Keuls	p<0.05
3. Training & Cognitive Style affect controlled process task performance	Chi-Square	N.S.
4. Task representation affects automated processes	Squared Canonical Correlation	p<0.02
(a) Initial performance (T <sub>0</sub> )	Multiple Regression	p<0.003
(b) Final performance (T <sub>1000</sub> )	Multiple Regression	N.S.
(c) Rate of learning (Alpha)	Multiple Regression	p<0.048
5. Task representation affects controlled process performance		
(a) Representation affects probability of success	Chi-Square	p<0.025
(b) Representation affects solution strategy		
· Higher overall purity scores in Direct group than in Single Branch	Wilcoxon's Rank-Sum	p<0.05
· Higher overall purity scores in Direct group than in Multiple Branch	Wilcoxon's Rank-Sum	p<0.05

<sup>1</sup>N.S. = Not significant at p<0.05 level.

The above results support the view that a high level determinant of operator performance on cognitive-oriented tasks exists: domain representation. Previously, it has been suggested that training to develop automaticity and high level performance simply requires repetitive practice. However, the present results appear to indicate that, depending on individual operator characteristics, a higher level factor can significantly influence initial performance and the rate of learning on mundane and straightforward tasks which are well suited for automaticity. In addition, the task representation influences performance on more complex tasks, including the strategy used to complete them. Since computer-oriented tasks may require both types of performance from operators (automatic and controlled processes), emphasis should be placed on selecting and reinforcing the correct representation for the particular task requirements and individual operator characteristics. However, further research is necessary to determine mechanisms for teaching and reinforcing these representations. The present study did not identify factors which lead to the particular representation developed. With this knowledge, training programs could be targeted to develop representations most suited to the task and operator, thereby decreasing training time and increasing task performance.

## V. REFERENCES

- Adelson, B. (1981). The development of abstract categories in programming languages. *Memory and Cognition*, 9, 422-433.
- Adelson, B. (1984). When novices surpass experts: the difficulty of a task may increase with expertise. *Journal of Experimental Psychology: Learning, Memory, and Cognition*, 10, 483-495.
- Card, S.K., Moran, T.P. and Newell, A. (1983). *The Psychology of Human-Computer Interaction*. Hillsdale, NJ: Lawrence Erlbaum Associates.
- Ekstrom, R.B., French, J.W., Harman, H.H. and Dermen, D. (1976). *Manual for Kit of Factor-Referenced Cognitive Tests*. Princeton: Educational Testing Service.
- Fisk, A.D. and Gallini, J.K. (1989). Training consistent components of tasks: Developing an instructional system based on automatic/controlled processing principles. *Human Factors*, 31, 453-464.
- Holt, R.W., Boehm-Davis, D.A. and Schultz, A.C. (1987). Mental representations of programs for student and professional programmers. In G.M. Olson, S. Sheppard and E. Soloway (Eds.), *Empirical Studies of Programmers: Second Workshop*. Norwood, NJ: Ablex Publishing Co., 33-46.
- Kieras, D.E. and Bovair, S. (1984). The role of a mental model in learning to operate a device. *Cognitive Science*, 8, 255-273.
- Kolodner, J.L. (1983). Towards an understanding of the role of expertise in the evolution from novice to expert. *International Journal of Man-Machine Studies*, 19, 497-518.
- Koubek, R.J. and Salvendy, G. (1989). Cognitive performance of super-experts on computer program modification tasks. Working Paper, School of Industrial Engineering, Purdue University, West Lafayette IN. 47907.
- Lamberti, D.M. and Newsome, S.L. (1989). Presenting abstract versus concrete information in expert systems: what is the impact on user performance. *International Journal of Man-Machine Studies*, 31, 27-45.
- Mayer, R.E. (1989). The psychology of how novices learn computer programming. In E. Soloway and J.C. Spohrer (Eds.), *Studying the Novice Programmer*. Hillsdale, NJ: Lawrence Erlbaum Associates, 129-159.
- McKeithen, K., Reitman, J.S., Reuter, H. and Hirtle, S.C. (1981). Knowledge organization and skill differences in computer programmers. *Cognitive Psychology*, 13, 307-325.

- Murphy, G.L. and Wright, J.C. (1984). Changes in conceptual structure with expertise: differences between real-world experts and novices. *Journal of Experimental Psychology: Learning, Memory, and Cognition*, 10, 144-155.
- Novick, L.R. (1988). Analogical transfer, problem similarity, and expertise. *Journal of Experimental Psychology: Learning, Memory, and Cognition*, 14, 510-520.
- SAS Institute, (1988). *SAS/STAT User's Guide*. Cary, NC: SAS Institute.
- Sein, M.K. and Bostrom, R.P. (1989). Individual differences and conceptual models in training novice users. *Human Computer Interaction*, 4, 197-229.
- Wiedenbeck, S. (1985). Novice/expert differences in programming skills. *International Journal of Man-Machine Studies*, 23, 383-390.
- Witkin, H.A., Lewis, H.B., Hertzman, M., Machover, K., Meissner, P.B., and Wapner, S. (1954). *Personality Through Perception*. New York: Harper.
- Zeit, C.M. and Spoehr, K.T. (1989). Knowledge organization and the acquisition of procedural expertise. *Applied Cognitive Psychology*, 3, 313-336.

Distribution List

Dr. Terry Ackerman  
Educational Psychology  
210 Education Bldg.  
University of Illinois  
Champaign, IL 61801

Dr. James Algina  
1403 Norman Hall  
University of Florida  
Gainesville, FL 32605

Dr. Erling B. Andersen  
Department of Statistics  
Studiestraede 6  
1455 Copenhagen  
DENMARK

Dr. Ronald Armstrong  
Rutgers University  
Graduate School of Management  
Newark, NJ 07102

Dr. Eva L. Baker  
UCLA Center for the Study  
of Evaluation  
145 Moore Hall  
University of California  
Los Angeles, CA 90024

Dr. Thomas J. Barnes  
College of Education  
University of Toledo  
2801 W. Bancroft Street  
Toledo, OH 43606

Dr. William M. Bart  
University of Minnesota  
Dept. of Educ. Psychology  
330 Burton Hall  
178 Pillsbury Dr., S.E.  
Minneapolis, MN 55455

Dr. Isaac Bejar  
Law School Admissions  
Services  
P.O. Box 40  
Newtown, PA 18940-0040

Dr. Menucha Birenbaum  
School of Education  
Tel Aviv University  
Ramat Aviv 69978  
ISRAEL

Dr. Arthur S. Blaiwes  
Code N712  
Naval Training Systems Center  
Orlando, FL 32813-7100

Dr. Bruce Bloom  
Defense Manpower Data Center  
99 Pacific St.  
Suite 155A  
Monterey, CA 93943-3231

Cdt. Arnold Bohrer  
Sectie Psychologisch Onderzoek  
Rekruterings-En Selectiecentrum  
Kwartier Koningen Astrid  
Bruijnstraat  
1120 Brussels, BELGIUM

Dr. Robert Breaux  
Code 281  
Naval Training Systems Center  
Orlando, FL 32826-3224

Dr. Robert Brennan  
American College Testing  
Programs  
P. O. Box 168  
Iowa City, IA 52243

Dr. Gregory Candell  
CTB/McGraw-Hill  
2500 Garden Road  
Monterey, CA 93940

Dr. John B. Carroll  
409 Elliott Rd., North  
Chapel Hill, NC 27514

Dr. John M. Carroll  
IBM Watson Research Center  
User Interface Institute  
P.O. Box 704  
Yorktown Heights, NY 10598

Dr. Robert M. Carroll  
Chief of Naval Operations  
OP-01B2  
Washington, DC 20350

Dr. Raymond E. Christal  
UES LAMP Science Advisor  
AFHRL/MOEL  
Brooks AFB, TX 78235

Mr. Hua Hua Chung  
University of Illinois  
Department of Statistics  
101 Illini Hall  
725 South Wright St.  
Champaign, IL 61820

Dr. Norman Cliff  
Department of Psychology  
Univ. of So. California  
Los Angeles, CA 90089-1061

Director, Manpower Program  
Center for Naval Analyses  
4401 Ford Avenue  
P.O. Box 16268  
Alexandria, VA 22302-0268

Director,  
Manpower Support and  
Readiness Program  
Center for Naval Analysis  
2000 North Beauregard Street  
Alexandria, VA 22311

Dr. Stanley Collyer  
Office of Naval Technology  
Code 222  
800 N. Quincy Street  
Arlington, VA 22217-5000

Dr. Hans F. Crombag  
Faculty of Law  
University of Limburg  
P.O. Box 616  
Maastricht  
The NETHERLANDS 6200 MD

Ms. Carolyn R. Crone  
Johns Hopkins University  
Department of Psychology  
Charles & 34th Street  
Baltimore, MD 21218

Dr. Timothy Davey  
American College Testing Program  
P.O. Box 168  
Iowa City, IA 52243

Dr. C. M. Dayton  
Department of Measurement  
Statistics & Evaluation  
College of Education  
University of Maryland  
College Park, MD 20742

Dr. Ralph J. DeAyala  
Measurement, Statistics,  
and Evaluation  
Benjamin Bldg., Rm. 4112  
University of Maryland  
College Park, MD 20742

Dr. Lou DiBello  
CERL  
University of Illinois  
103 South Mathews Avenue  
Urbana, IL 61801

Dr. Dattpraad Divgi  
Center for Naval Analysis  
4401 Ford Avenue  
P.O. Box 16268  
Alexandria, VA 22302-0268

Mr. Hei-Ki Dong  
Bell Communications Research  
Room PYA-1K207  
P.O. Box 1320  
Piscataway, NJ 08955-1320

Dr. Fritz Draagow  
University of Illinois  
Department of Psychology  
603 E. Daniel St.  
Champaign, IL 61820

Defense Technical  
Information Center  
Cameron Station, Bldg 5  
Alexandria, VA 22314  
(2 Copies)

Dr. Stephen Dunbar  
224B Lindquist Center  
for Measurement  
University of Iowa  
Iowa City, IA 52242

Dr. James A. Earles  
Air Force Human Resources Lab  
Brooks AFB, TX 78235

Dr. Susan Embretson  
University of Kansas  
Psychology Department  
426 Fraser  
Lawrence, KS 66045

Dr. George Englehard, Jr.  
Division of Educational Studies  
Emory University  
210 Fishburne Bldg.  
Atlanta, GA 30322

ERIC Facility-Acquisitions  
2440 Research Blvd, Suite 550  
Rockville, MD 20850-3238

Dr. Benjamin A. Fairbank  
Operational Technologies Corp.  
5825 Callaghan, Suite 225  
San Antonio, TX 78228

Dr. Marshall J. Farr, Consultant  
Cognitive & Instructional Sciences  
2520 North Vernon Street  
Arlington, VA 22207

Dr. P-A. Federico  
Code 51  
NPRDC  
San Diego, CA 92152-6800

Dr. Leonard Feldt  
Lindquist Center  
for Measurement  
University of Iowa  
Iowa City, IA 52242

Dr. Richard L. Ferguson  
American College Testing  
P.O. Box 168  
Iowa City, IA 52243

Dr. Gertraud Fischer  
Liebiggasse 5/3  
A 1010 Vienna  
AUSTRIA

Dr. Myron Fiachl  
U.S. Army Headquarters  
DAPE-MRR  
The Pentagon  
Washington, DC 20310-0300

Prof. Donald Fitzgerald  
University of New England  
Department of Psychology  
Armidale, New South Wales 2351  
AUSTRALIA

Mr. Paul Foley  
Navy Personnel R&D Center  
San Diego, CA 92152-6800

Dr. Alfred R. Fregly  
AFOSR/NL, Bldg. 410  
Bolling AFB, DC 20332-6448

Dr. Robert D. Gibbons  
Illinois State Psychiatric Inst.  
Rm 529W  
1601 W. Taylor Street  
Chicago, IL 60612

Dr. Janice Gifford  
University of Massachusetts  
School of Education  
Amherst, MA 01003

Dr. Drew Gitomer  
Educational Testing Service  
Princeton, NJ 08541

Dr. Robert Glaser  
Learning Research  
& Development Center  
University of Pittsburgh  
3939 O'Hara Street  
Pittsburgh, PA 15260

Dr. Sherrie Gott  
AFHRL/MOMJ  
Brooks AFB, TX 78235-5601

Dr. Bert Green  
Johns Hopkins University  
Department of Psychology  
Charles & 34th Street  
Baltimore, MD 21218

Michael Habon  
DORNIER GMBH  
P.O. Box 1420  
D-7990 Friedrichshafen 1  
WEST GERMANY

Prof. Edward Haertel  
School of Education  
Stanford University  
Stanford, CA 94305

Dr. Ronald K. Hambleton  
University of Massachusetts  
Laboratory of Psychometric  
and Evaluative Research  
Hills South, Room 152  
Amherst, MA 01003

Dr. Delwyn Harnisch  
University of Illinois  
51 Gerty Drive  
Champaign, IL 61820

Dr. Grant Henning  
Senior Research Scientist  
Division of Measurement  
Research and Services  
Educational Testing Service  
Princeton, NJ 08541

Ms. Rebecca Hetter  
Navy Personnel R&D Center  
Code 63  
San Diego, CA 92152-6800

Dr. Thomas M. Hirsch  
ACT  
P. O. Box 168  
Iowa City, IA 52243

Dr. Paul W. Holland  
Educational Testing Service, 21-T  
Rosedale Road  
Princeton, NJ 08541

Dr. Paul Horst  
677 G Street, #184  
Chula Vista, CA 92010

Ms. Julia S. Hough  
Cambridge University Press  
40 West 20th Street  
New York, NY 10011

Dr. William Howell  
Chief Scientist  
AFHRL/CA  
Brooks AFB, TX 78235-5601

Dr. Lloyd Humphreys  
University of Illinois  
Department of Psychology  
603 East Daniel Street  
Champaign, IL 61820

Dr. Steven Hunka  
3-104 Educ. N.  
University of Alberta  
Edmonton, Alberta  
CANADA T6G 2G5

Dr. Huynh Huynh  
College of Education  
Univ. of South Carolina  
Columbia, SC 29208

Dr. Robert Jannarone  
Elec. and Computer Eng. Dept.  
University of South Carolina  
Columbia, SC 29208

Dr. Kumar Joag-dev  
University of Illinois  
Department of Statistics  
101 Illini Hall  
725 South Wright Street  
Champaign, IL 61820

Dr. Douglas H. Jones  
1280 Woodfern Court  
Toms River, NJ 08753

Dr. Brian Junker  
Carnegie-Mellon University  
Department of Statistics  
Schenley Park  
Pittsburgh, PA 15213

Dr. Michael Kaplan  
Office of Basic Research  
U.S. Army Research Institute  
5001 Eisenhower Avenue  
Alexandria, VA 22333-5600

Dr. Milton S. Katz  
European Science Coordination  
Office  
U.S. Army Research Institute  
Box 65  
FPO New York 09510-1500

Prof. John A. Keats  
Department of Psychology  
University of Newcastle  
N.S.W. 2308  
AUSTRALIA

Dr. Jwa-keun Kim  
Department of Psychology  
Middle Tennessee State  
University  
P.O. Box 522  
Murfreesboro, TN 37132

Mr. Soon-Hoon Kim  
Computer-based Education  
Research Laboratory  
University of Illinois  
Urbana, IL 61801

Dr. G. Gage Kingsbury  
Portland Public Schools  
Research and Evaluation Department  
501 North Dixon Street  
P. O. Box 3107  
Portland, OR 97209-3107

Dr. William Koch  
Box 7246, Meas. and Eval. Ctr.  
University of Texas-Austin  
Austin, TX 78703

Dr. Richard J. Koubek  
Department of Biomedical  
& Human Factors  
139 Engineering & Math Bldg.  
Wright State University  
Dayton, OH 45435

Dr. Leonard Kroeker  
Navy Personnel R&D Center  
Code 62  
San Diego, CA 92152-6800

Dr. Jerry Lehnus  
Defense Manpower Data Center  
Suite 400  
1600 Wilson Blvd  
Rosslyn, VA 22209

Dr. Thomas Leonard  
University of Wisconsin  
Department of Statistics  
1210 West Dayton Street  
Madison, WI 53705

Dr. Michael Levine  
Educational Psychology  
210 Education Bldg.  
University of Illinois  
Champaign, IL 61801

Dr. Charles Lewis  
Educational Testing Service  
Princeton, NJ 08541-0001

Mr. Rodney Lim  
University of Illinois  
Department of Psychology  
603 E. Daniel St.  
Champaign, IL 61820

Dr. Robert L. Linn  
Campus Box 249  
University of Colorado  
Boulder, CO 80309-0249

Dr. Robert Lockman  
Center for Naval Analysis  
4401 Ford Avenue  
P.O. Box 16268  
Alexandria, VA 22302-0268

Dr. Frederic M. Lord  
Educational Testing Service  
Princeton, NJ 08541

Dr. Richard Luecht  
ACT  
P. O. Box 168  
Iowa City, IA 52243

Dr. George B. Macready  
Department of Measurement  
Statistics & Evaluation  
College of Education  
University of Maryland  
College Park, MD 20742

Dr. Gary Maroo  
Stop 31-E  
Educational Testing Service  
Princeton, NJ 08541

Dr. Clessen J. Martin  
Office of Chief of Naval  
Operations (OP 13 F)  
Navy Annex, Room 2832  
Washington, DC 20350

Dr. James R. McBride  
HumRRO  
6430 Elmhurst Drive  
San Diego, CA 92120

Dr. Clarence C. McCormick  
HQ. USMEPCOM/MEPCT  
2500 Green Bay Road  
North Chicago, IL 60064

Mr. Christopher McCusker  
University of Illinois  
Department of Psychology  
603 E. Daniel St.  
Champaign, IL 61820

Dr. Robert McKinley  
Educational Testing Service  
Princeton, NJ 08541

Mr. Alan Mead  
c/o Dr. Michael Levine  
Educational Psychology  
210 Education Bldg.  
University of Illinois  
Champaign, IL 61801

Dr. Timothy Miller  
ACT  
P. O. Box 168  
Iowa City, IA 52243

Dr. Robert Mislevy  
Educational Testing Service  
Princeton, NJ 08541

Dr. William Montague  
NPRDC Code 13  
San Diego, CA 92152-6800

Ms. Kathleen Moreno  
Navy Personnel R&D Center  
Code 62  
San Diego, CA 92152-6800

Headquarters Marine Corps  
Code MPI-20  
Washington, DC 20380

Dr. Ratna Nandakumar  
Educational Studies  
Willard Hall, Room 213E  
University of Delaware  
Newark, DE 19716

Library, NPRDC  
Code P201L  
San Diego, CA 92152-6800

Librarian  
Naval Center for Applied Research  
in Artificial Intelligence  
Naval Research Laboratory  
Code 5510  
Washington, DC 20375-5000

Dr. Harold F. O'Neil, Jr.  
School of Education - WPH 801  
Department of Educational  
Psychology & Technology  
University of Southern California  
Los Angeles, CA 90089-0031

Dr. James B. Olsen  
WICAT Systems  
1875 South State Street  
Orem, UT 84058

Office of Naval Research,  
Code 1142CS  
800 N. Quincy Street  
Arlington, VA 22217-5000  
(6 Copies)

Dr. Judith Orasanu  
Basic Research Office  
Army Research Institute  
5001 Eisenhower Avenue  
Alexandria, VA 22333

Dr. Jesse Orlansky  
Institute for Defense Analyses  
1801 N. Beauregard St.  
Alexandria, VA 22311

Dr. Peter J. Pashley  
Educational Testing Service  
Rosedale Road  
Princeton, NJ 08541

Wayne M. Patience  
American Council on Education  
GED Testing Service, Suite 20  
One Dupont Circle, NW  
Washington, DC 20036

Dr. James Paulson  
Department of Psychology  
Portland State University  
P.O. Box 751  
Portland, OR 97207

Dept. of Administrative Sciences  
Code 54  
Naval Postgraduate School  
Monterey, CA 93943-5026

Dr. Mark D. Reckase  
ACT  
P. O. Box 168  
Iowa City, IA 52243

Dr. Malcolm Ree  
AFHRL/MOA  
Brooks AFB, TX 78235

Mr. Steve Reiss  
N660 Elliott Hall  
University of Minnesota  
75 E. River Road  
Minneapolis, MN 55455-0344

Dr. Carl Ross  
CNET-PDCD  
Building 90  
Great Lakes NTC, IL 60068

Dr. J. Ryan  
Department of Education  
University of South Carolina  
Columbia, SC 29208

Dr. Fumiko Samejima  
Department of Psychology  
University of Tennessee  
310B Austin Peay Bldg.  
Knoxville, TN 37916-0900

Mr. Drew Sands  
NPRDC Code 62  
San Diego, CA 92152-6800

Lowell Schoer  
Psychological & Quantitative  
Foundations  
College of Education  
University of Iowa  
Iowa City, IA 52242

Dr. Mary Schratz  
4100 Parkside  
Carlsbad, CA 92008

Dr. Dan Segall  
Navy Personnel R&D Center  
San Diego, CA 92152

Dr. Robin Shealy  
University of Illinois  
Department of Statistics  
171 Illini Hall  
725 South Wright St.  
Champaign, IL 61820

Dr. Kazuo Shigemasa  
7-9-24 Kugenuma-Kaigan  
Fujisawa 251  
JAPAN

Dr. Randall Shumaker  
Naval Research Laboratory  
Code 5510  
4555 Overlook Avenue, S.W.  
Washington, DC 20375-5000

Dr. Richard E. Snow  
School of Education  
Stanford University  
Stanford, CA 94305

Dr. Richard C. Sorensen  
Navy Personnel R&D Center  
San Diego, CA 92152-6800

Dr. Judy Spray  
ACT  
P.O. Box 168  
Iowa City, IA 52243

Dr. Martha Stocking  
Educational Testing Service  
Princeton, NJ 08541

Dr. Peter Stoloff  
Center for Naval Analysis  
4401 Ford Avenue  
P.O. Box 16268  
Alexandria, VA 22302-0268

Dr. William Stout  
University of Illinois  
Department of Statistics  
101 Illini Hall  
725 South Wright St.  
Champaign, IL 61820

Dr. Haribaran Swaminathan  
Laboratory of Psychometric and  
Evaluation Research  
School of Education  
University of Massachusetts  
Amherst, MA 01003

Mr. Brad Sympson  
Navy Personnel R&D Center  
Code-62  
San Diego, CA 92152-6800

Dr. John Tangney  
AFOSR/NL, Bldg. 410  
Bolling AFB, DC 20332-6448

Dr. Kikumi Tatsuoka  
Educational Testing Service  
Mail Stop 03-T  
Princeton, NJ 08541

Dr. Maurice Tatsuoita  
Educational Testing Service  
Mail Stop 03-T  
Princeton, NJ 08541

Dr. David Thiessen  
Department of Psychology  
University of Kansas  
Lawrence, KS 66044

Mr. Thomas J. Thomas  
Johns Hopkins University  
Department of Psychology  
Charles & 34th Street  
Baltimore, MD 21218

Mr. Gary Thomason  
University of Illinois  
Educational Psychology  
Champaign, IL 61820

Dr. Robert Tautakawa  
University of Missouri  
Department of Statistics  
222 Math. Sciences Bldg.  
Columbia, MO 65211

Dr. Ledyard Tucker  
University of Illinois  
Department of Psychology  
603 E. Daniel Street  
Champaign, IL 61820

Dr. David Vale  
Assessment Systems Corp.  
2233 University Avenue  
Suite 440  
St. Paul, MN 55114

Dr. Frank L. Vicino  
Navy Personnel R&D Center  
San Diego, CA 92152-6800

Dr. Howard Wainer  
Educational Testing Service  
Princeton, NJ 08541

Dr. Michael T. Waller  
University of Wisconsin-Milwaukee  
Educational Psychology Department  
Box 413  
Milwaukee, WI 53201

Dr. Ming-Mei Wang  
Educational Testing Service  
Mail Stop 03-T  
Princeton, NJ 08541

Dr. Thomas A. Warm  
FAA Academy AAC934D  
P.O. Box 25082  
Oklahoma City, OK 73125

Dr. Brian Waters  
HumRRO  
1100 S. Washington  
Alexandria, VA 22314

Dr. David J. Weiss  
N660 Elliott Hall  
University of Minnesota  
75 E. River Road  
Minneapolis, MN 55455-0344

Dr. Ronald A. Weitzman  
Box 146  
Carmel, CA 93921

Major John Welsh  
AFHRL/MOAN  
Brooks AFB, TX 78223

Dr. Douglas Wetzel  
Code 51  
Navy Personnel R&D Center  
San Diego, CA 92152-6800

Dr. Rand R. Wilcox  
University of Southern  
California  
Department of Psychology  
Los Angeles, CA 90089-1061

German Military Representative  
ATTN: Wolfgang Wildgrube  
Streikraefteamt  
D-5300 Bonn 2  
4000 Brandywine Street, NW  
Washington, DC 20016

Dr. Bruce Williams  
Department of Educational  
Psychology  
University of Illinois  
Urbana, IL 61801

Dr. Hilda Wing  
Federal Aviation Administration  
800 Independence Ave, SW  
Washington, DC 20591

Mr. John H. Wolfe  
Navy Personnel R&D Center  
San Diego, CA 92152-6800

Dr. George Wong  
Biostatistics Laboratory  
Memorial Sloan-Kettering  
Cancer Center  
1275 York Avenue  
New York, NY 10021

Dr. Wallace Wulfbeck, III  
Navy Personnel R&D Center  
Code 51  
San Diego, CA 92152-6800

Dr. Kentaro Yamamoto  
02-T  
Educational Testing Service  
Rosedale Road  
Princeton, NJ 08541

Dr. Wendy Yen  
CTB/McGraw Hill  
Del Monte Research Park  
Monterey, CA 93940

Dr. Joseph L. Young  
National Science Foundation  
Room 320  
1800 G Street, N.W.  
Washington, DC 20550

Mr. Anthony R. Zara  
National Council of State  
Boards of Nursing, Inc.  
625 North Michigan Avenue  
Suite 1544  
Chicago, IL 60611