

DTIC FILE COPY

6



US Army Corps of Engineers

ENVIRONMENTAL IMPACT
RESEARCH PROGRAM

TECHNICAL REPORT EL-89-10

**SPECIES PROFILES: LIFE HISTORIES AND
ENVIRONMENTAL REQUIREMENTS OF COASTAL
VERTEBRATES AND INVERTEBRATES
PACIFIC OCEAN REGION**

Report 3

**AMPHIDROMOUS MACROFAUNA
OF HAWAIIAN ISLAND STREAMS**

by

Robert A. Kinzie III

Hawaii Institute of Marine Biology
University of Hawaii at Manoa
PO Box 1346, Coconut Island
Kaneohe, Hawaii 96744

AD-A229 842



DTIC
ELECTE
DEC 3 1990
S B D

August 1990

Report 3 of a Series

Approved for Public Release; Distribution Unlimited

Prepared for DEPARTMENT OF THE ARMY
US Army Corps of Engineers
Washington, DC 20314-1000

Monitored by Environmental Laboratory
US Army Engineer Waterways Experiment Station
3909 Halls Ferry Road, Vicksburg, Mississippi 39180-6199



Destroy this report when no longer needed. Do not return
it to the originator.

The findings in this report are not to be construed as an official
Department of the Army position unless so designated
by other authorized documents.

The contents of this report are not to be used for
advertising, publication, or promotional purposes.
Citation of trade names does not constitute an
official endorsement or approval of the use of
such commercial products.

REPORT DOCUMENTATION PAGE				Form Approved OMB No 0704-0188	
1a REPORT SECURITY CLASSIFICATION Unclassified			1b RESTRICTIVE MARKINGS		
2a SECURITY CLASSIFICATION AUTHORITY		3 DISTRIBUTION/AVAILABILITY OF REPORT Approved for public release, distribution unlimited.			
2b. DECLASSIFICATION/DOWNGRADING SCHEDULE		4 PERFORMING ORGANIZATION REPORT NUMBER(S)			
4 PERFORMING ORGANIZATION REPORT NUMBER(S)		5 MONITORING ORGANIZATION REPORT NUMBER(S) Technical Report EL-89-10			
6a NAME OF PERFORMING ORGANIZATION See reverse.		6b. OFFICE SYMBOL (if applicable)	7a. NAME OF MONITORING ORGANIZATION USAEWES Environmental Laboratory		
6c. ADDRESS (City, State, and ZIP Code) PO Box 1346, Coconut Island Kaneohe, HI 96744			7b ADDRESS (City, State, and ZIP Code) 3909 Halls Ferry Road Vicksburg, MS 39180-6199		
8a NAME OF FUNDING/SPONSORING ORGANIZATION US Army Corps of Engineers		8b OFFICE SYMBOL (if applicable)	9 PROCUREMENT INSTRUMENT IDENTIFICATION NUMBER		
8c. ADDRESS (City, State, and ZIP Code) Washington, DC 20314-1000			10. SOURCE OF FUNDING NUMBERS		
		PROGRAM ELEMENT NO	PROJECT NO	TASK NO.	WORK UNIT ACCESSION NO. 31627
11 TITLE (Include Security Classification) Species Profiles: Life Histories and Environmental Requirements of Coastal Vertebrates and Invertebrates, Pacific Ocean Region; Report 3, Amphidromous Macrofauna of Hawaiian Island Streams					
12 PERSONAL AUTHOR(S) Kinzie, Robert A., III					
13a TYPE OF REPORT Report 3 of a series		13b TIME COVERED FROM _____ TO _____	14 DATE OF REPORT (Year, Month, Day) August 1990		15 PAGE COUNT 34
16. SUPPLEMENTARY NOTATION Available from National Technical Information Service, 5285 Port Royal Road, Springfield, VA 22161.					
17 COSATI CODES			18 SUBJECT TERMS (Continue on reverse if necessary and identify by block number)		
FIELD	GROUP	SUB-GROUP	Amphidromous macrofauna Hawaii		
			Environmental requirements Life history		
			Growth		
19. ABSTRACT (Continue on reverse if necessary and identify by block number)					
<p>This species profile summarizes information on a group of amphidromous Gobioid fishes (<i>Eleotris sandwicensis</i>, <i>Stenogobius genivittatus</i>, <i>Awaous stamineus</i>, <i>Sicyopterus stimpsoni</i>, and <i>Lentipes concolor</i>), crustacea (<i>Atyoida bisulcata</i>, <i>Macrobrachium grandimanus</i>, and <i>Macrobrachium lar</i>), and Mollusca (<i>Neritina</i> spp. and <i>Clithon</i> spp.) that, while taxonomically unrelated, share a common life history pattern and similar environmental conditions for their survival. The term "amphidromous" describes organisms that migrate to and from the sea but not specifically for reproductive purposes. Amphidromous fishes and invertebrates occur on continents and oceanic islands in both tropical and warm temperate regions. They occur in lotic freshwater systems flowing into the marine environment. This profile concentrates on species occurring in the Hawaiian Islands, one of the few regions where this fauna has been studied. It summarizes information on the taxonomy, morphology, life history, and environmental requirements of the species.</p>					
20 DISTRIBUTION/AVAILABILITY OF ABSTRACT <input checked="" type="checkbox"/> UNCLASSIFIED/UNLIMITED <input type="checkbox"/> SAME AS RPT <input type="checkbox"/> DTIC USERS			21 ABSTRACT SECURITY CLASSIFICATION Unclassified		
22a NAME OF RESPONSIBLE INDIVIDUAL			22b TELEPHONE (Include Area Code)		22c OFFICE SYMBOL

PREFACE

This report is designed to provide coastal managers, engineers, and biologists with a brief comprehensive sketch of the biological characteristics and environmental requirements of the amphidromous macrofauna of island streams of Hawaii and to describe how populations of these species in Hawaiian waters may be expected to react to environmental changes caused by coastal development. The report has sections on taxonomy, life history, ecological role, environmental requirements, growth, exploitation, and management.

This work was part of the Environmental Impact Research Program (EIRP), sponsored by Headquarters, US Army Corps of Engineers (HQUSACE), under EIRP Work Unit 31627. Technical Monitors were Dr. John Bushman, Mr. David P. Buelow, and Mr. Dave Mathis of HQUSACE.

The report was prepared by Dr. Robert A. Kinzie III, Hawaii Institute of Marine Biology and the Department of Zoology, University of Hawaii at Manoa. Technical reviews were provided by Dr. John A. Baker of the Aquatic Habitat Group and Drs. Douglas G. Clarke and Mark W. LaSalle of the Coastal Ecology Group (CEG), Environmental Laboratory (EL), US Army Engineer Waterways Experiment Station (WES); Dr. James E. Maragos and Mr. Mike Lee of the US Army Engineer Division, Pacific Ocean; Mr. Bill Devick of the State of Hawaii; Mr. John I. Ford of the US Fish and Wildlife Service; Messrs. James Uchiyama and Doyle E. Gates of the National Marine Fisheries Service; and Drs. Paul Jokiell and Richard H. Titgen of the Hawaii Institute of Marine Biology. Ms. Susan Monden provided the excellent illustrations.

Mr. Edward J. Pullen, CEG, served as Contract Monitor for this study under the general supervision of Dr. Conrad J. Kirby, Chief, Environmental Resources Division, EL, and Dr. John Harrison, Chief, EL. Dr. Roger T. Saucier was the EIRP Program Manager.

Commander and Director of WES during publication of this report was COL Larry B. Fulton, EN. Dr. Robert W. Whalin was Technical Director.

This report should be cited as follows:

Kinzie, Robert A., III. 1990. "Species Profiles: Life Histories and Environmental Requirements of Coastal Vertebrates and Invertebrates, Pacific Ocean Region; Report 3, Amphidromous Macrofauna of Island Streams," Technical Report EL-89-10, US Army Engineer Waterways Experiment Station, Vicksburg, MS.



Availability Codes
Avail and/or
Dist Special

CONVERSION TABLE

Metric to U.S. Customary

<u>Multiply</u>	<u>By</u>	<u>To Obtain</u>
millimeters (mm)	0.03937	inches
centimeters (cm)	0.3937	inches
meters (m)	3.281	feet
meters (m)	0.5468	fathoms
kilometers (km)	0.6214	statute miles
kilometers (km)	0.5396	nautical miles
square meters (m ²)	10.76	square feet
square kilometers (km ²)	0.3861	square miles
hectares (ha)	2.471	acres
liters (l)	0.2642	gallons
cubic meters (m ³)	35.31	cubic feet
cubic meters (m ³)	0.0008110	acre-feet
milligrams (mg)	0.00003527	ounces
grams (g)	0.03527	ounces
kilograms (kg)	2.205	pounds
metric tons (t)	2205.0	pounds
metric tons (t)	1.102	short tons
kilocalories (kcal)	3.968	British thermal units
Celsius degrees (°C)	1.8(°C) + 32	Fahrenheit degrees

U.S. Customary to Metric

inches	25.40	millimeters
inches	2.54	centimeters
feet (ft)	0.3048	meters
fathoms	1.829	meters
statute miles (mi)	1.609	kilometers
nautical miles (nmi)	1.852	kilometers
square feet (ft ²)	0.0929	square meters
square miles (mi ²)	2.590	square kilometers
acres	0.4047	hectares
gallons (gal)	3.785	liters
cubic feet (ft ³)	0.02831	cubic meters
acre-feet	1233.0	cubic meters
ounces (oz)	28350.0	milligrams
ounces (oz)	28.35	grams
pounds (lb)	0.4536	kilograms
pounds (lb)	0.00045	metric tons
short tons (ton)	0.9072	metric tons
British thermal units (Btu)	0.2520	kilocalories
Fahrenheit degrees (°F)	0.5556 (°F - 32)	Celsius degrees

CONTENTS

	<u>Page</u>
PREFACE.....	iii
CONVERSION TABLE.....	iv
INTRODUCTION.....	1
HAWAIIAN AMPHIDROMOUS MACROFAUNA.....	2
SPECIES ACCOUNTS.....	2
GOBIOID FISHES.....	2
<i>Eleotris sandwicensis</i>	2
<i>Stenogobius genivittatus</i>	4
<i>Awaous stamineus</i>	5
<i>Sicyopterus stimpsoni</i>	7
<i>Lentipes concolor</i>	9
CRUSTACEA.....	12
<i>Atyoida bisulcata</i>	12
<i>Macrobrachium grandimanus</i>	14
<i>Macrobrachium lar</i>	15
MOLLUSCA.....	17
<i>Neritina granosa</i>	17
<i>Other Mollusca</i>	19
GENERAL CHARACTERISTICS OF THE AMPHIDROMOUS FAUNA.....	20
BIBLIOGRAPHY.....	23

AMPHIDROMOUS MACROFAUNA OF ISLAND STREAMS

INTRODUCTION

The purpose of this species profile is to summarize pertinent information on a group of organisms that, while taxonomically unrelated, share a common life history pattern and require similar environmental conditions for their existence.

The term "amphidromous" was first used by Myers (1949) to describe diadromous fishes that migrate to and from the sea but not specifically for reproductive purposes. These life history patterns and their evolution have been recently reviewed by Gross (1987) and McDowall (1987, 1988). The species dealt with here consist of animals that live their entire adult lives in running freshwater habitats, but spend their larval period as marine zooplankton.

Three phyla will be covered: Chordata, Class Osteichthyes; Mollusca, Class Gastropoda; and Arthropoda, Class Crustacea. These comprise the three major animal groups that have taken up the amphidromous mode of life. In some regions, they coexist with other animals that have different life history patterns, such as aquatic insects, itinerant (Myers 1949) marine fishes, primary and secondary division freshwater fishes (Myers 1938), introduced organisms, and smaller, less conspicuous animals

(notably crustaceans, nematodes, and annelids) that are likely to be important components of aquatic systems but about which little is known.

Amphidromous fishes and invertebrates occur on continents and on continental and oceanic islands in both tropical and warm temperate regions (McDowall 1987, 1988). The common environmental parameter is the occurrence of lotic freshwater systems flowing into the marine environment. Because of the paucity of attention amphidromous animals have received, this report will almost exclusively concentrate on species occurring in the Hawaiian Islands, one of the few regions where this fauna has been studied to any extent. However, it should be pointed out that related species with very similar life history patterns occur in many areas of particular concern to agencies of the United States government or areas where these agencies operate or cooperate with other governments. Areas under direct US jurisdiction include Puerto Rico, US Virgin Islands, American Samoa, northern Mariana Islands, and Guam. Additional areas of interest include nations formerly a part of the US Trust Territories, Federated States of Micronesia (Truk, Pohnpei), Belau, and areas where the

United States maintains some continued presence or interest (e.g. the Philippines, Japan, Caribbean island nations). Where appropriate, reference will be made to available information on the amphidromous fauna of these regions.

HAWAIIAN AMPHIDROMOUS MICROFAUNA

Table 1 lists the Hawaiian amphidromous animals together with their common name(s) and biogeographical status. Several very important groups of stream animals, often rich in endemic and potentially threatened species, are not included in this table. Notably absent are the endemic lymnaeid snails (Hubendick 1952, Burch 1968, Morrison 1968), stream insects (particularly the endemic damselfly genus *Megalagrion* (Cowles 1977, Maciolek and Howarth 1979), as well as sponges and polychaetes (Bailey-Brock 1987). The common feature that links the species in Table 1 is that they all share the amphidromous life history pattern, and so require free access to the sea both for the downstream movement of the newly hatched individuals, and the recruitment and upstream migration phase of the juveniles.

Due to the small number of amphidromous species in Hawaiian streams and their distinct appearance, no keys for identification are needed. Rather, characteristic features useful for field identification will be given in the following descriptive section.

SPECIES ACCOUNTS: GOBIOID FISHES

Eleotris sandwicensis (Vaillant and Sauvage, 1875)

There has been little study either of the systematics or the ecology of *Eleotris sandwicensis* (Figure 1). Its systematics were briefly

discussed by Mainland (1939), and Gosline and Brock (1960) gave the most recent treatment. Currently, *E. sandwicensis* is considered to be endemic to the Hawaiian Islands, but this status could change with further study of the genus throughout the Pacific. It has at times been included in *E. fusca* (Schneider, 1901), a widespread Pacific species (Mainland 1939).

Eleotris sandwicensis is common on all the Hawaiian islands that support streams, even in very altered streams such as those that occur on O'ahu (where it is frequently attacked by the North American leech *Myzobdella lugubris*).

Eleotris sandwicensis attains a standard length (SL) of at least 25 cm. The color is generally dark brown or black. Eleotrids with two fairly distinct head shapes occur in Hawaiian streams, but it is not known if there is a continuum or two distinct types. Because of the unfused pelvic fins, there is no problem distinguishing even very small individuals of *E. sandwicensis* from the true stream gobies.

Nothing is known about the reproduction of this species, but eleotrid larvae are commonly taken in plankton tows as far as 11 km off windward O'ahu (T. Clarke, Hawai'i Institute of Marine Biology, pers. comm.).

Eleotris sandwicensis is typically found in estuaries and lower stream reaches, though it does occur farther inland in low gradient streams (Mainland 1939). Norton, Timbol, and Parrish (1978) report that this species is euryhaline. Because it lacks the paired pelvic fins of the true gobies, it cannot climb waterfalls, and its upstream limit is often set by the first substantial waterfall.

Table 1. Hawaiian stream macrofauna.

Scientific name	Common name	Biogeographical Status
Phylum Chordata Class Osteichthyes Suborder Gobioidae		
<i>Eleotris sandwicensis</i> (Vaillant & Sauvage, 1875)	'o'opu 'akupa 'oau	Endemic
<i>Stenogobius genivittatus</i> (Cuvier & Valenciennes, 1837)	'o'opu naniha	Indigenous
<i>Awaous stamineus</i> (Eydoux & Souleyet, 1841)	'o'opu nākea	Endemic
<i>Sicyopterus stimpsoni</i> (Gill, 1860)	'o'opu nōpili	Endemic
<i>Lentipes concolor</i> (Gill, 1860)	'o'opu 'alamo'o 'o'opu hi'ukole	Endemic
Phylum Arthropoda Class Crustacea Order Decapoda		
<i>Macrobrachium grandimanus</i> (Randall, 1840)	'ōpae 'oeha'a	Indigenous
<i>Macrobrachium lar</i> (Fabricius, 1798)	Tahitian prawn	Introduced
<i>Atyoida bisulcata</i> (Randall, 1840)	'ōpae kala 'ole	Endemic
Phylum Mollusca Class Gastropoda Order Pulmonata		
<i>Neritina granosa</i> Sowerby, 1825	hīhīwai wī	Endemic
<i>Neritina vespertina</i> Sowerby, 1849	hapawai	Endemic
<i>Clithon cariosus</i> * (Wood, 1828)	pipiwai	Endemic
<i>Clithon neglectus</i> * (Pease, 1861)		Endemic

* These two snails are almost entirely restricted to estuaries as are many populations of *N. vespertina*, but because of their systematic relationship with the truly freshwater *Neritina granosa*, and because of their amphidromous life history pattern, they are included in this table.

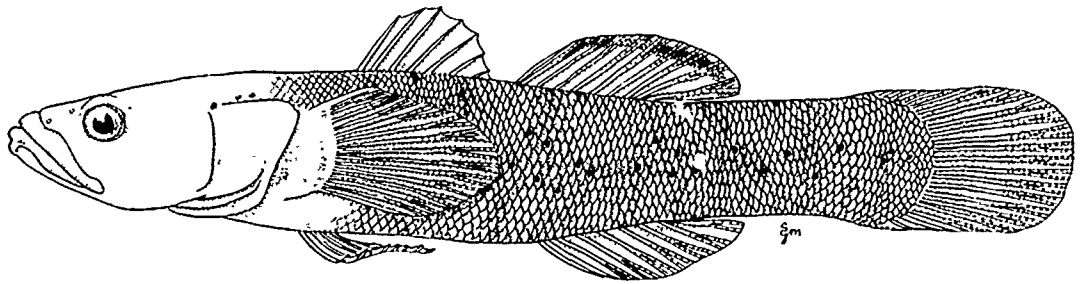


Figure 1. *Eleotris sandwicensis* 8.5-cm (SL) male

Eleotris sandwicensis is a voracious carnivore preying both on invertebrates and fishes (Timbol 1972, Maciolek 1981, Maciolek and Timbol 1981). Its potential impact on other stream gobies is discussed in Kinzie and Ford (1982), who hypothesized that, in streams entering the sea through estuaries or as relatively flat runs, the presence of the carnivorous eleotrid would reduce numbers of small gobies, including the juveniles of all species and the adults of *Sicyopterus stimpsoni* and *Lentipes concolor*. On the other hand, the eleotrid is not able to recruit to streams that terminate in falls or steep rapids. In these streams, the absence of the predator allows the development of substantial populations of the two smaller species even very near the ocean.

Stenogobius genivittatus (Cuvier and Valenciennes, 1837)

Stenogobius genivittatus (Figure 2) is a true goby that occurs throughout the Indo-Pacific (Jordan and Seale 1906; Norton, Timbol, and Parrish 1978) making it the only nonendemic native Hawaiian stream fish. Very little is known about its biology. Until recently, it was included with *Awaous stamineus* in the genus *Chonophorus* by Gosline and Brock (1960) and in the genus *Awaous* by Timbol and Maciolek (1978). However, a recent treatment of gobioid fishes (Birdsong, Murdy, and Pezold 1988) tentatively placed the

genus *Stenogobius* in the *Gobionellus* group separate from *Awaous*.

Adults of *S. genivittatus* are easily identified by the black patch extending down and posterior from the eyes. While this color can fade when the fish are excited, it soon reappears. This black patch can be seen in juveniles as small as 14 mm (SL) and is useful in identifying small specimens. Gosline and Brock (1960) stated that this species has 13 anal fin rays, but counts of 11-13 are common. Adults may reach a size of 10 cm (SL) or more.

Stenogobius genivittatus occurs in lower stream reaches in most streams on the major Hawaiian islands, although there is some evidence that it is more common on O'ahu than the other main islands (Timbol and Maciolek 1978). Norton, Timbol, and Parrish (1978) stated that this species is euryhaline and can be found in brackish water. It commonly occurs in estuarine habitats or just upstream from estuarine conditions. While it has fused pelvic fins, it is not known to be able to climb waterfalls. It typically occurs on soft bottoms rather than on rocks and boulders. It feeds by burrowing with its snout into the substratum, and where densities are high, the bottom can have a characteristic dimpled appearance from the feeding activities of this species. *Stenogobius genivittatus* and *E. sandwicensis* are the only native stream fishes that occur in any

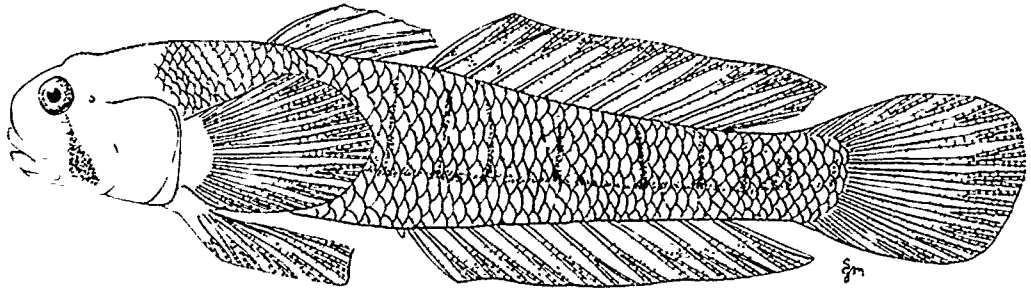


Figure 2. *Stenogobius genivittatus* 5.5-cm (SL) male

abundance on O'ahu, occurring even in altered streams.

Stenogobius genivittatus has been reported to be omnivorous (Norton, Timbol, and Parrish 1978), but nothing is known of its food preferences. The reproductive biology of this species in Hawai'i is unstudied. Little is known about its distribution and habitat preferences. A study of otoliths from recentlv recruited juvenile *S. genivittatus* has shown that the larvae may spend up to 135 days in the plankton (Radtke, Kinzie, and Folsom 1988). This planktonic period is very long when compared with typical coral reef dwelling gobies. However, there is currently no information on the amount of variation in the length of larval life of this species, so it is not known if this long planktonic life is typical of the species or not. However, the ability to remain in the plankton for such an extended period may be related to the necessity of locating a suitable adult habitat before settling can occur.

Awaous stamineus (Eydoux and Souleyet, 1841)

Awaous stamineus (Figure 3) is the largest of the Hawaiian stream gobies with males reaching total lengths (TL) of 34 cm and females 28 cm (Ego 1956). These sizes correspond to weights of 484 and 340 g, respectively. This species is fished for home consumption.

A. stamineus is endemic to the Hawaiian Islands.

Birdsong, Murdy, and Pezold (1988) tentatively placed the circumtropical genus *Awaous* with the Sicydiine gobies, though they had reservations about this relationship. In Hawai'i, the species is found on all the major islands, although on O'ahu the population sizes and the number of streams inhabited are small. There has been no statewide survey of the distribution and abundance of *A. stamineus*, so its apparent decline on O'ahu needs to be verified. Although this species was listed as being of special concern by the American Fisheries Society due to destruction or modification of its habitat (Deacon et al. 1979), it has been given no legal protection (Johnson 1987).

Awaous stamineus is readily identified in the field by vertical light and dark stripes on the dorsal and caudal fins (Figure 3). Additionally, there is a dark patch at the base of the caudal fin that is helpful in identifying individuals as small as 15 mm. Males are generally larger and darker than females and tend to have broader heads and mouths. The genital papilla of females is bilobed or rounded while that of males is pointed.

The biology of *A. stamineus* was studied by Ego (1956), and most of our knowledge of this fish comes from his report. Ego (1956) found

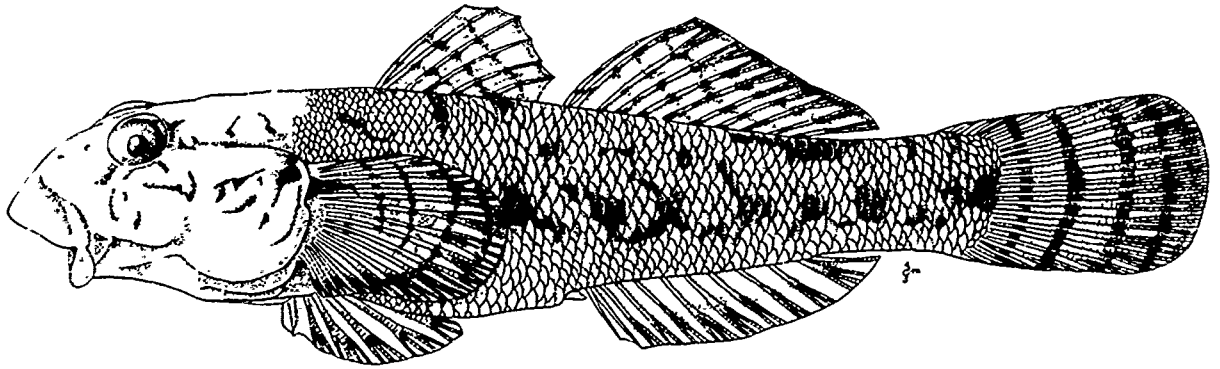


Figure 3. *Awaous stamineus* 9.0-cm (SL) male

that the longitudinal distribution pattern of this fish in Wainiha River on the island of Kaua'i is centered in lower stream reaches, although individuals were seen 13 km inland at an elevation of 450 m. Densities above 22/100 sq m extended from 1.2-6 km inland, at corresponding elevations of 7.6-168 m above sea level. The maximum density, 74/100 sq m, occurred at a distance of 3.6 km from the stream mouth at an elevation of 46 m.

From analysis of gut contents, Ego (1956) concluded that the diet of *A. stamineus* consists primarily of filamentous green algae (84% by volume) with the remainder being made up of animal matter including chironomid larvae, earthworms, and snails. There was no evidence that *A. stamineus* eats fishes. Field observations indicate that this species feeds on the bottom, but will also frequently swim up into the water column to take material moving down stream. In an analysis of habitat utilization, Kinzie (1988) found that *A. stamineus* tends to occur in deeper, slower moving waters characterized by fine sediments or gravel. This species often burrows into the bottom with only its eyes showing.

Observations of nonbreeding adult *A. stamineus* suggest that they are not territorial, but occur in schools. They move slowly along the

bottom or remain stationary while feeding together. Spawning takes place from August through November and may extend into December (Ego 1956). Apparently, spawning is initiated during the first heavy rains of the fall rainy season. The fish are thought to migrate downstream to breed. Ego (1956) never found eggs in the upper stream reaches even during the height of the breeding season in the large Kaua'i streams he studied. Eggs are laid on the sides and upper surfaces of rocks and are guarded by both the male and female (Ego 1956). This behavior, untypical in many gobies, was substantiated by Heacock and Kido (Hawai'i Department of Land and Natural Resources, pers. comm.). Egg masses range in size from 200-390 sq cm; Ego (1956) estimated that a 28-cm female laid 1.5 million eggs. In major spawning runs, nests may reach densities as high as 1/sq m (Heacock and Kido, Hawai'i Department of Land and Natural Resources, pers. comm.). Ego (1956) indicated that spawning is debilitating because many dead fish were found in the lower stream reaches for several weeks following a spawning migration. More recent observations support this suggestion. One week after a major spawning run, many dead and dying *A. stamineus* were seen in Wainiha Stream, Kaua'i (Heacock and Kido, Hawai'i Department of Land and Natural Resources, pers. comm.). While some of this

mortality may have been due to the excessive use of gill nets by fishermen during the spawning run, the emaciated appearance of many of the dead fish suggests that spawning itself was at least partially responsible.

Ego (1956) reported that the fry hatch within 48 hr and are subsequently swept out to sea. Experiments with newly hatched fry indicated they have reduced tolerance to fresh water soon after hatching. This observation was substantiated by Heacock and Kido (Hawai'i Department of Land and Natural Resources, pers. comm.). Postlarval *A. stamineus* were found entering river mouths from December through July, with peak recruitment from March to April. Previously, there was a fishery for the large numbers of returning postlarvae in Hawai'i (Titcomb 1972). Because of diminishing numbers, this practice is now illegal, though still practiced to some extent. Radtke, Kinzie, and Folsom (1988), using otolith analyses, determined that the length of larval life of *A. stamineus* can be as long as 160 days. This estimate is very similar to that of Ego (1956), who based his value on the difference in times of peak spawning and peak recruitment. As discussed earlier for *S. genivittatus*, this extremely long larval period may be related to the amphidromous life history pattern of this fish (see page 5).

Sicyopterus stimpsoni (Gill, 1860)

Sicyopterus stimpsoni (Figures 4a, b) is a relatively small (up to 17 cm) goby. Originally known as *Sicydium stimpsoni*, this endemic species was placed in the genus *Sicyopterus* by Akihito and Meguro (1979). The genus *Sicydium* has an amphi-American distribution (Fowler 1938; Erdman 1961, 1986; Bussing 1987; Birdsong, Murdy, and Pezold

1988), while *Sicyopterus* is an Indo-Pacific genus (Birdsong, Murdy, and Pezold 1988). *Sicyopterus stimpsoni* was listed as being of special concern by Deacon et al. (1979), but has no legal protection (Johnson 1987).

Sicyopterus stimpsoni is restricted to relatively undisturbed streams with good water quality and high rate of discharge. It is not found in streams where the habitat of this fish has been extensively altered, where exotics are abundant, or where development in the watershed has increased siltation in the habitat. This species is rare on O'ahu; only a few individuals have been recorded in the few remaining large unaltered streams such as Kaluanui, Kahana, and Waimea (Tomihama 1972; Timbol and Maciolek 1978; Kinzie, pers. obs.). It is not known why this species has been almost eliminated from O'ahu streams, but stream alteration (Timbol and Maciolek 1978) and diminishing water quality may be factors. O'ahu streams are the only ones where *S. stimpsoni* have been found to be parasitized by the leech *Myzobdella lugubris*. This fish is common in good quality streams on Kaua'i, Maui, Moloka'i, and Hawai'i. Streams that have been degraded by a number of causes appear to lack this species, whereas streams that have experienced little degradation often have substantial populations. On these islands, it tends to occur in middle stream reaches (from about 10-300 m elevation), though individuals can be found near stream mouths co-occurring with *A. stamineus* and *E. sandwicensis*. *Sicyopterus stimpsoni* tends to be found in swifter water than *A. stamineus* and is more frequently seen on hard substrata rather than gravel or sand (Kinzie 1988).

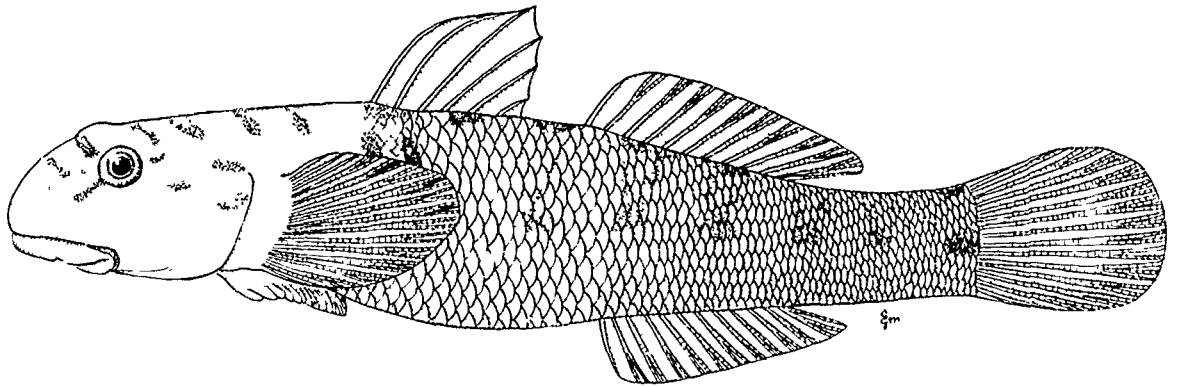


Figure 4a. *Sicyopterus stimpsoni* 5.5-cm (SL) female

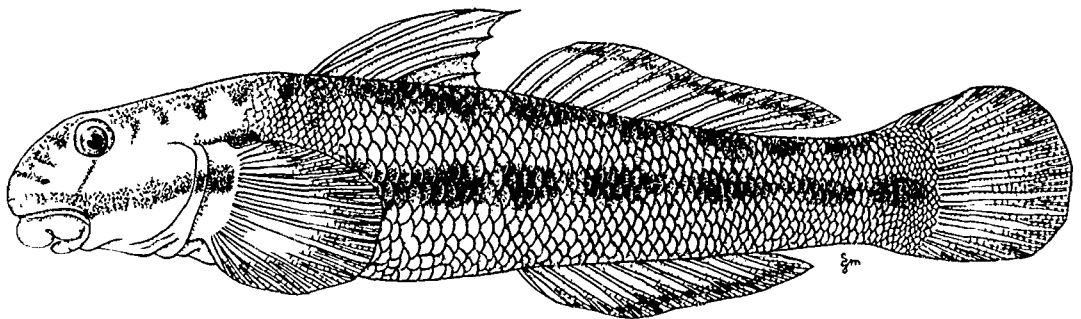


Figure 4b. *Sicyopterus stimpsoni* 5.5-cm (SL) male

Field identification of *S. stimpsoni* is most easily accomplished by observation of its characteristic feeding behavior on hard substrata. The upper jaw is extended, and the rock surface is rapidly and repeatedly scraped with the tricuspid upper jaw teeth. The coloration of this species is quite variable, and an individual can rapidly change its color pattern. Females tend to be mottled brown or gray (Figure 4a). Males may be similarly colored, but they can also rapidly show a characteristic bright white longitudinal stripe against an almost black background (Figure 4b). This stripe runs around the anterior of the head to the caudal peduncle. When displaying, males often exhibit a bright blue fluorescent margin to the caudal and anal fins. The first ray of the first dorsal fin is greatly elongated in mature males (Figure 4b). The genital papilla of

females is bilobed while that of males is pointed. In most average-sized specimens, this difference is difficult to see without magnification.

Sicyopterus stimpsoni can be distinguished from *Lentipes concolor* by the fact that it has both a median cleft and lateral alveoli in the upper lip, whereas *L. concolor* has only a median cleft (Figure 5). This difference is useful in identifying immature and small female specimens, which are sometimes difficult to distinguish by color alone.

The biology of *S. stimpsoni* has been studied by Tomihama (1972) and Yuen (1987). Its ecology has been studied by Kinzie and Ford (1982), Kinzie et al. (1984), and Kinzie (1988). Tomihama (1972) reported that adults of *S. stimpsoni*, unlike



Figure 5. Comparison of upper lip morphology between *Lentipes concolor* (on left) with only a medial notch and *Sicyopterus stimpsoni* (on right) with a median and two lateral notches.

the other Hawaiian freshwater gobies, are strictly herbivorous, obtaining their food by scraping epilithic algae. He suggested that postlarvae returning to streams are probably omnivorous, but juveniles became more restricted in their diet with the attaining of adult morphology. Perhaps because of its restricted diet, it is very difficult to maintain *S. stimpsoni* in aquaria, whereas the other species can be maintained on a range of food items.

Yuen (1987) studied the behavioral biology of *S. stimpsoni*. He found that males are strongly territorial with typical territory size being about 1 sq m. Males are particularly aggressive to conspecific males, though aggressive behavior is also directed towards other species and sometimes to conspecific females. Males display elaborate courting behavior towards conspecific females.

Sicyopterus stimpsoni lays demersal eggs. Tomihama (1972) found ripe ovaries from August through February, although neither he nor Yuen (1987) ever observed spawning. Tomihama (1972) found ovaries with as many as 160,000 eggs (8.9 cm SL female). A nest with eggs that may have been from *S. stimpsoni* had about 20,000 eggs, but Tomihama (1972) did not see the

parent, so the species attribution is not certain. Hatching from egg masses collected from the stream occurred in 24 hr. Fry lived 7 days in seawater and 5 days in fresh water. This is similar to the findings of Ego (1956) for *A. stamineus*. Postlarvae were seen returning to streams from January to August. From the time difference between peak spawning and the return of postlarvae, Tomihama (1972) estimated that larval life is about 5 months in duration. No age determination studies (e.g. daily otolith increments) have been carried out on this species.

Lentipes concolor (Gill, 1860)

Lentipes concolor (Figures 6a, b) is the rarest of the Hawaiian stream gobies. It was listed as threatened by the American Fisheries Society (Deacon et al. 1979) and is currently a category one endangered species candidate (Dodd et al. 1985), although it has no protected status at the state level (Johnson 1987).

Prior to 1973, there were two names used for Hawaiian *Lentipes*: *L. concolor* and *L. seminudus*. The taxonomy of the Hawaiian species was clarified by Lau (1973) and Maciolek (1977). Until 1979, the genus was monotypic making *Lentipes* an endemic genus, a rarity on the Pacific plate

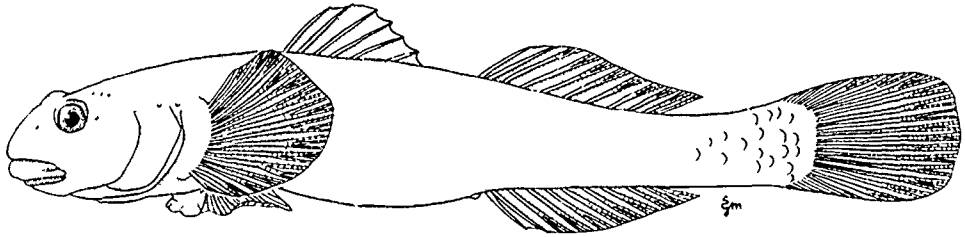


Figure 6a. *Lentipes concolor* 4.0-cm (SL) female

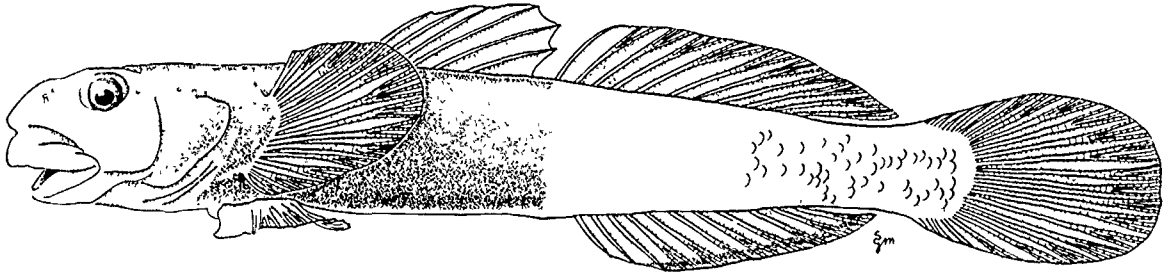


Figure 6b. *Lentipes concolor* 5.8-cm (SL) male

(Springer 1982). Sakai and Nakamura (1979) described *L. armatus* as a new species from Ishigaki Island in the Ryukyus. However, the status of the genus is still not settled.

While *L. concolor* was found on O'ahu in the last century (Günther 1880), it has been extirpated on that island. It still occurs on other islands, and a statewide survey (Timbol, Sutter, and Parrish 1980) found it in 36 streams and estimated that approximately 20 more streams might harbor this species. This total accounts for only 15% of the perennial streams in the state. Maciolek's (1977) earlier estimate put the number of streams in the state with this species at only 6%.

Lentipes concolor generally occurs at middle to higher elevations (to 500 m) in perennial stream on the windward sides of all the major Hawaiian Islands except O'ahu. This species is a strong climber and has been reported to surmount single waterfalls 100 m high as well as a series of six falls with a combined height of 300 m (Maciolek 1977). *Lentipes* is generally restricted to

relatively undisturbed streams in remote areas. Decline of this species on O'ahu and on other islands correlates with intensity of human impact, but specific causes have not been identified. Channelization and other forms of stream alteration are the most likely factors at this time (Norton, Timbol, and Parrish 1978; Parrish et al. 1978). In addition, Lau (1973) observed that populations of *L. concolor* in Pi'ina'au Stream on Maui declined markedly after the construction of an arboretum near the stream. The few remaining fish in the stream were all found to be infected with the epizootic protozoan *Ichthyophthirius multifiliis*.

While *L. concolor* is typically found at the upper end of the longitudinal distribution of Hawaiian stream fishes, adults are sometimes found at stream mouths. This pattern generally occurs in small streams that enter the sea as waterfalls rather than in estuaries or low gradient reaches. It has been suggested that streams that enter the sea as waterfalls, thereby excluding the carnivorous *E. sandwicensis*, may allow

L. concolor to occur at low elevations in these streams (Kinzie and Ford 1979).

Adults of *L. concolor* are readily identified in the field. Males, particularly when interacting aggressively, have a very marked color pattern (Timbol, Sutter, and Parrish 1980; Nishimoto and Fitzsimons 1986). The anterior half of the body of displaying males is almost black and is divided from the bright red or orange posterior by a distinct vertical margin at about the anterior end of the second dorsal fin (Figure 6b). At the most intense levels of this display, both dorsal fins and the anal fin are brilliant white; these, plus the caudal fin, may have a fluorescent blue margin. Nishimoto and Fitzsimons (1986) related various levels of aggression to the gradual escalation of the male coloration pattern. The male coloration pattern can change rapidly, fading to the nonaggressive overall olive-to-brown mode in less than a minute, as well as back to the display pattern as quickly. Even when not displaying, adult males generally have some suggestion of the bicolor pattern, facilitating field identification. Adult females typically have a marbled olive-green to yellow-brown color over all of the body. It is often quite difficult to differentiate between males and females in specimens less than 35 mm TL. The most likely source of confusion between species in the field is in attempting to separate juvenile or small adult *S. stimpsoni* from female and small male *L. concolor*. In general, the pectoral fins of *L. concolor* are somewhat larger and rounder and are held almost perpendicular to the body. The lack of lateral alveoli in the upper lip in *L. concolor* can be used for positive separation from *S. stimpsoni*, which possesses them, when specimens are in hand (Figure 5). This difference

is noticeable even with very small specimens.

Lentipes concolor has received a good deal of attention because of its rarity. Lau (1973) surveyed gut contents and concluded that this species is omnivorous, with atyid shrimps and microalgae (including diatoms) making up the majority of the diet. He suggested that smaller specimens tend to be more herbivorous while larger fish consume more animal material. Males are also more carnivorous than females, though it was not determined if this is due to the larger average size of males or to differences in dentition between the sexes (Lau 1973, Maciolek 1977). Personal observations in streams and aquaria suggest that, in addition to the bottom-foraging behavior also commonly observed, *L. concolor* readily swims up into the water column to actively take drift particles.

Little attention had been paid to the breeding biology of *L. concolor* until recently. Maciolek (1977) noted that ovaries from two females (46 and 57 mm TL) had 7,000 and 14,000 eggs respectively. Timbol, Sutter, and Parrish (1980) surveyed gonads in 25 females (mean 50.6 mm SL and a range of 38.6-50.6 mm SL) and found a mean of 14,000 eggs with a range of 4,000-30,000. Unfortunately, they did not give collection dates for the gonad samples. Until very recently, there had been only a single report of *L. concolor* nesting. A recent program to investigate breeding biology of *L. concolor* involved an intensive search for nests in the field, as well as an experimental breeding study in a large aquarium (Kinzie, pers. obs.). Nests were found from October to May in the field, and eggs were laid in the tank on four occasions from January to early June. These observations suggest a breeding season running from fall to late spring.

Clutch sizes were estimated from egg density (approximately 3.5 eggs/sq mm) and total area of the egg masses. Estimates of total number of eggs per clutch ranges from 5,900-24,700. The diameter of fresh eggs is about 0.5 mm, a value similar to preserved material. Field observations suggest that hatching may occur as soon as 24-48 hr after laying, a value similar to that reported by Tomihama (1972) for *Sicyopterus stimpsoni*, by Manacop (1953) for *S. extraneus*, and Dotu and Mito (1955) for *S.* (as *Sicydium*) *japonicus*. Results from observations in aquaria suggest, however, that hatching does not occur under laboratory conditions until day 4-6. Newly hatched fry are approximately 1.8 mm TL, a value only slightly larger than that reported by Dotu and Mito (1955) and Manacop (1953) for *Sicyopterus* spp. Apparently, the larvae cannot survive more than a few days in fresh water, a finding similar to that of Ego (1956) for *A. stamineus*. No data exist pertaining to length of larval life of this species, and recruitment has been poorly documented. Kinzie and Ford (1982) reported that returning postlarvae were observed from February to May.

CRUSTACEA

Atyoida bisulcata (Randall, 1840)

Atyoida bisulcata (Figure 7) is a caridean decapod crustacean endemic to the Hawaiian Islands. It is one of two freshwater atyids that have been described from Hawai'i: *A. bisulcata* (Randall, 1840) and *Ortmannia henshawi* (Rathbun, 1901). Edmondson (1929) suggested that these might be the same species. In an extensive study of the Hawaiian freshwater atyids, Couret (1976) concluded that Edmondson's suspicion was correct and that there is but a

single freshwater species known. Recently, Chace (1983) revised the group and reestablished the genus *Atyoida*, which includes the Hawaiian stream species. Two other genera of atyid shrimps occur in Hawai'i but are found in anchialine ponds and not streams (Holthuis 1973, Maciolek 1983). The genus *Atyoida* is found on high islands of the Indo-Pacific from Madagascar to as far East as Hawai'i, the Marquesas, and the Gambier Islands.

Atyoida bisulcata is widespread in Hawai'i. Couret (1976) stated that it is found in the upper reaches of nearly every perennial stream in Hawai'i and that it has an upper limit of at least 100 m. While this shrimp apparently can tolerate brackish water, it is not normally found at stream mouths. Edmondson (1929) gave its lower distributional limit as 5-m elevation. While it has been found somewhat lower than this more recently, it is not a typical inhabitant of estuaries. It can be found in habitats ranging from quiet pools to shooting velocities (2-3 m/sec) under falls. Typically, this species is found in streams with swiftly flowing water. It is frequently found in dense aggregations and is probably the most abundant and widespread of the native Hawaiian amphidromous species.

There is little difficulty in identifying adult *A. bisulcata* because they are the only stream carideans lacking a pronounced rostrum and having small chelae. Determination of the sex of specimens can be more difficult. Couret (1976) gave several morphological characters that are useful in making sex determinations. Females are typically larger than males and have shorter antennal flagella (typically not reaching the tip of the telson). The pleural cavity of females, where the embryos are carried, is wider and deeper than in males. The

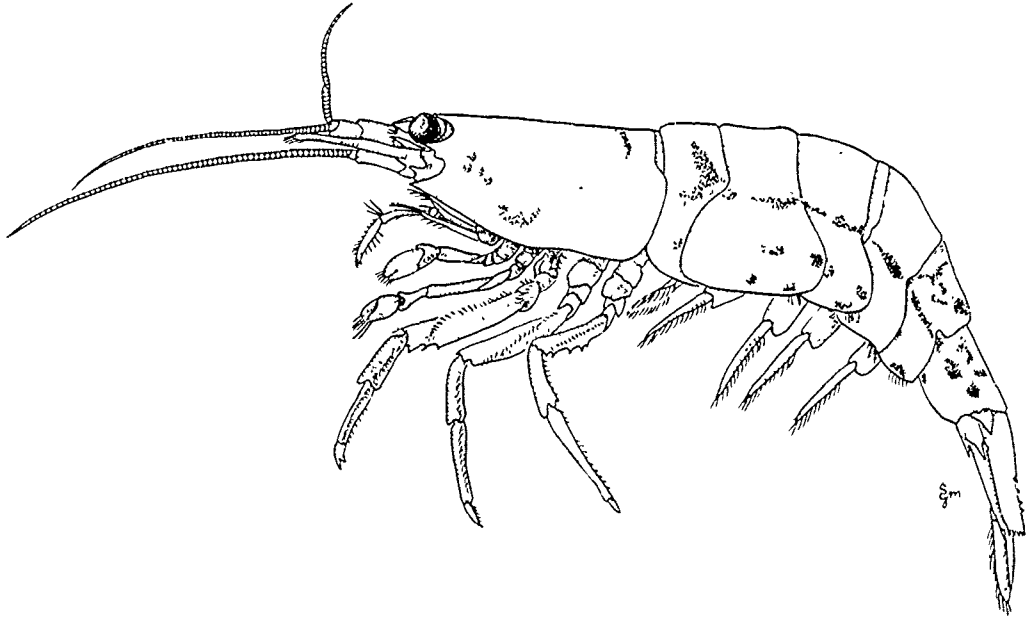


Figure 7. *Atyoida bisulcata* 8 mm (Post-Orbital Carapace Length (POCL)).

endopod of the first pleopod of females lies perpendicular to the exopod and is somewhat larger, while that of males is "S" shaped and parallel to the exopod. Additionally, the endopod of males is somewhat shorter than the exopod. The postlarvae of *A. bisulcata* can be confused with postlarvae of either of the two species of *Macrobrachium* described below. The easiest way of separating postlarvae of the two genera is by rostral length. Atyid postlarvae have a very small rostrum, while rostra of postlarvae of both prawn species are pronounced.

Couret (1976) gave a detailed account of the feeding behavior of *A. bisulcata*, pointing out that this species exhibits two feeding modes. In moderately fast-moving water, the shrimp act as passive filter feeders taking particulate material from the downstream drift. The shrimp orient themselves into the current and extend the fanlike setae of the chelipeds up into the current. Periodically, the chelipeds alternately close and bring the trapped material to the mouth. When densi-

ties are high, these shrimp may align themselves side-by-side in rows or concentric arcs facing into the current. This behavior has also been noted in Caribbean atyids by Covich (1988). In slower water flow, the second method of feeding is employed. The substratum is brushed with the setae of the chelipeds, and detritus and epilithic algae are collected and brought to the mouth for feeding.

Atyoida bisulcata appears to reproduce throughout the year. Couret (1976) reported continual reproduction with a suggestion of a late summer peak in O'ahu streams. Kinzie and Ford (1982) found no marked seasonality in percent ovigerous females in two Maui streams. Generally, at least 50% of the females are ovigerous at any time, and Couret (1976) found values as high as 80%. He also presented data suggesting that females may produce a clutch as frequently as every 66 days. Couret (1976) found that the average clutch is about 3,000 eggs, suggesting a possible annual fecundity of 16-17,000 larvae/year. Hatching

takes place at about day 63. While unsuccessful in rearing larvae to settlement, Couret (1976) found that the larvae apparently require salt-water for survival, a condition similar to that found for the gobiid fish larvae. While he was not able to metamorphose the experimental larvae, he did maintain them to a length of 8.5 mm (TL) and an age of 100 days.

There is little information on seasonality or timing of recruitment. Postlarval *A. bisulcata* have been seen in most months. A mass settling event was observed in February in Pepeaolepo Stream on East Maui (Kinzie and Ford 1982), when thousands of postlarval *A. bisulcata* were observed in the brackish water flowing through boulders between the stream mouth and the sea. Individuals as small as 2 mm (postorbital carapace length) were observed. Animals this size were estimated by Couret (1976) to be in their first week of benthic existence.

Macrobrachium grandimanus (Randall, 1840)

Macrobrachium grandimanus (Figure 8) was originally described from the Hawaiian Islands as *Palemon grandimanus* by Randall (1840) and for some time was thought to be endemic to Hawai'i. More recently, the species has been reported from the Ryukyu Islands by Holthuis (1950, 1973); however, there have been no other reports of this species from elsewhere in the Pacific. Lovett (1981) included *M. grandimanus* in his compilation of carideans from the Malaysia-Singapore region, though he stated that his keys were assembled from the literature and he made no statement as to the presence or absence of this prawn in Malaysia. Its small size, relative to many congeners, makes it of less interest as a food item, so it has not received much attention from aquaculturists.

Macrobrachium grandimanus is typically a low elevation species. Kubota (1972) found that *M. grandimanus* reached elevations of 64 m, 4.9 km inland from the mouth of Kahana Stream, O'ahu. However, the species was common only below about 12-m elevation. While no study has been devoted to this species, the works of Kubota (1972), Timbol (1972), Maciolek (1981), and Maciolek and Timbol (1981) indicate that *M. grandimanus* can be quite common in estuaries. In their study of Kahana Estuary on O'ahu, Maciolek and Timbol (1981) found *M. grandimanus* to be the most common crustacean in their study area. It is also commonly found in anchialine ponds and brackish coastal wetlands (Holthuis 1950, Brock and Norris 1988). This species probably occurs on all the main Hawaiian Islands though there has been no systematic collecting.

There are presently two introduced species of *Macrobrachium* in Hawai'i. One of these, *M. lar*, is widespread in most natural streams. The other, *M. rosenbergii*, has been found in Kahana estuary (Kubota, 1972; Timbol, 1972), in the Opaepala and Helemano Streams on O'ahu, and in the Kuiaha Stream on Maui (Div. of Aquatic Resources, Dept. of Land and Natural Resources, State of Hawai'i, unpublished data). *Macrobrachium grandimanus* is most easily identified by the greatly inflated chela of the males. Generally, one of the chelae of males is much larger than the other. Both appendages typically have a longitudinally striped pattern. Both males and females can be differentiated from *M. lar* by the rostral teeth. Rostra of *M. grandimanus* have 15 dorsal and 4 ventral teeth while *M. lar* generally have 8 dorsal and 2 ventral teeth. The much larger *M. rosenbergii* has 13-14 dorsal and 8-14 ventral rostral teeth. *Macrobrachium grandimanus* is

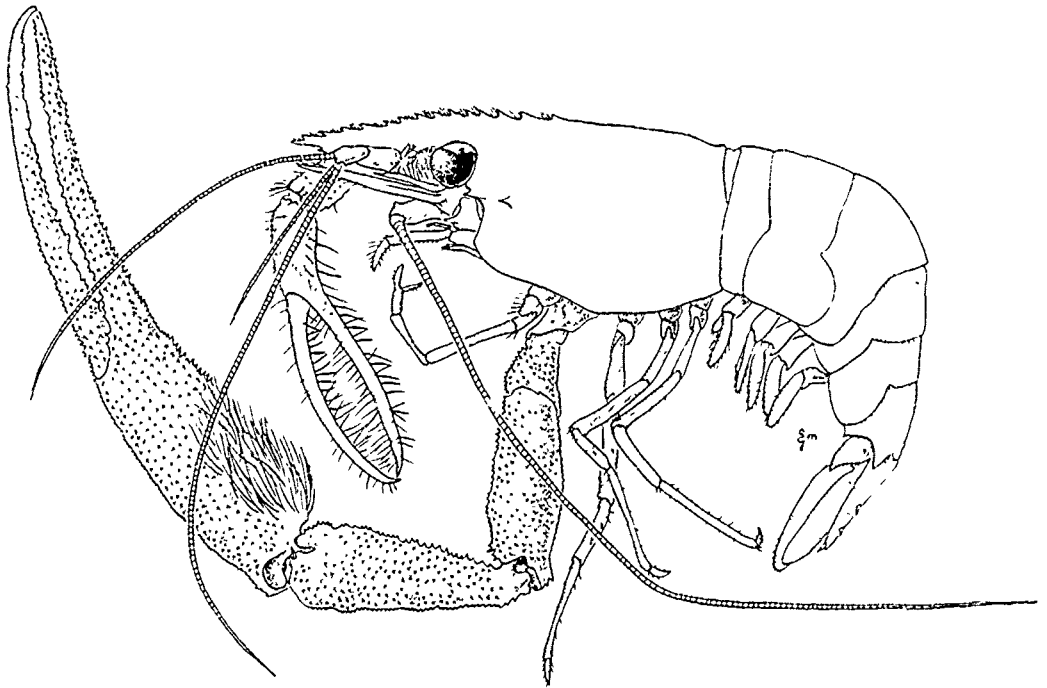


Figure 8. *Macrobrachium grandimanus* 22-mm POCL (Male)

typically smaller than both of its congeners, reaching a maximum size of about 7 cm TL.

Macrobrachium grandimanus is probably a generalist bottom scavenger. Maciolek (1981) reported that 92% of the stomach contents was "detritus," but because of the mode of feeding of most crustaceans, the preponderance of unidentifiable material is expected. Kubota (1972) stated that *M. grandimanus* is truly euryhaline, occurring in water with salinities reaching 25 parts per thousand (ppt). Walsh (1963) carried out salinity tolerance tests on *M. grandimanus* and found that it can survive salinities ranging from 0.46-35 ppt.

Almost nothing is known about the reproductive biology of *M. grandimanus*. Maciolek and Timbol (1981) reported only that breeding *M. grandimanus* were found in their Kahana Estuary study area. Maciolek (1972) suggested that *M. lar* might be responsible for the diminished

numbers of *M. grandimanus* in some streams, but this possibility has not been studied.

Macrobrachium lar (Fabricius, 1798)

While *Macrobrachium lar* (Figure 9) is an introduced species, it has the same amphidromous life history pattern as the native species discussed previously. This fact and its abundance in many otherwise pristine streams are the reasons for its inclusion in this report. *Macrobrachium lar* is a very widespread and common Indo-Pacific prawn that ranges from East Africa to the Marquesas. It was introduced to the Hawaiian Islands from Guam in 1956 and from Guam and Tahiti in 1957. Kubota (1972) and Maciolek (1972) traced the stocking efforts and spread of this species through Hawai'i. Maciolek (1972) indicated that by 1969 *M. lar* was sighted in 42 streams and occurred on all islands. He extrapolated that by 1972 *M. lar* would be found in every inhabitable stream in Hawai'i, a

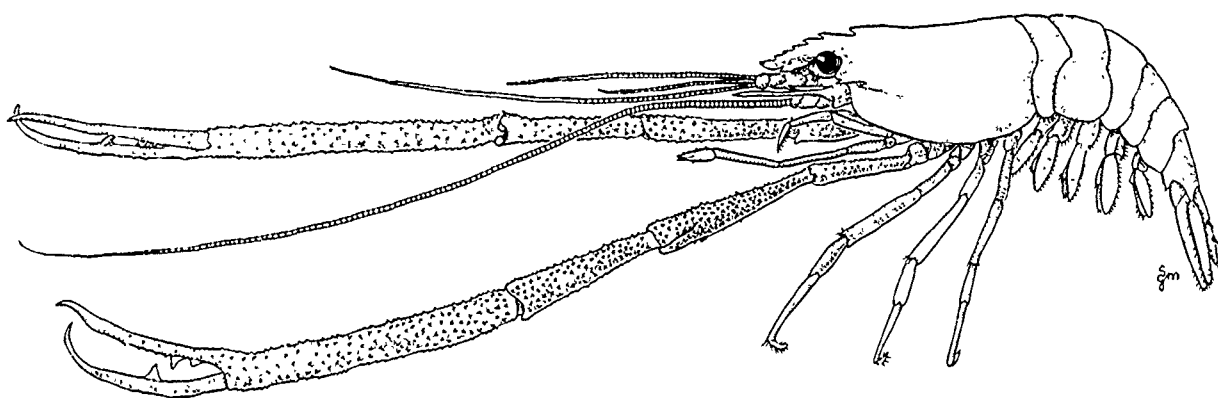


Figure 9. *Macrobrachium lar* 4-cm POCL (male)

prediction strongly supported by subsequent observations.

Kubota (1972) carried out extensive studies on the distribution and biology of *M. lar*, focusing on the population in Kahana Estuary. As stated previously, *M. lar* generally has 8 dorsal and 2 ventral rostral teeth which serve to distinguish it from the other two species of *Macrobrachium* in Hawai'i. Kubota (1972) reported a range in dorsal rostral teeth of 7-10. The dentition of the rostrum of Hawaiian *M. lar* more closely resembles those from Tahiti than those from Guam, suggesting that the former location provided the source of the successful introduction.

Although males of *Macrobrachium lar* reach 16 cm (SL), females as large as 14 cm are not common. Males have very large, chelate second walking legs that are up to 36 cm from tip to base of the coxa and can make up to 20% of the total mass. Females have smaller chelate second walking legs usually making up less than 10% of the total mass.

Postlarval *Macrobrachium* spp. can be differentiated from postlarval *A. bisulcata* by the presence of a much larger rostrum. Kubota (1972) observed that larval and postlarval individuals of the three

Macrobrachium species are very difficult to distinguish.

Kubota (1972) found that *M. lar* is an omnivorous bottom scavenger. By analyses of stomach contents and observations of individuals in aquaria, he determined that *M. lar* consumes both animal (fish, insects, crustaceans) and plant material. Feeding generally took place at night as evidenced by full guts in early morning and empty stomachs late in the day. Kubota (1972) also analyzed courtship and mating behavior of *M. lar*.

Berried females were found in Kahana throughout the year, but there is a peak in winter and spring (Kubota 1972). Kinzie and Ford (1982) found a different trend in streams on Maui and Kaua'i, with percent berried females being highest in summer and fall. Kubota (1972) determined that females can potentially breed every 30-40 days under ideal conditions, with females carrying the developing embryos for 27-31 days. He attempted to rear the larvae but succeeded in obtaining only five zoeal stages. Kubota (1972) found some suggestion of a downstream breeding migration in *M. lar* based on relative numbers of berried and spent females in different parts of Kahana Stream. However, he cited several instances

both from Kahana and from other areas where such a migration probably did not occur. Kubota (1972) suggested that most of the females that migrate to the estuary to spawn die there. He based this conclusion on low recaptures of marked individuals. However, he did not see any evidence of mortality such as is common with *Awaous stamineus*.

Kubota (1972) estimated that the planktonic larval period lasts 30-50 days based on comparison with the development time of the congener *Macrobrachium rosenbergii*. Kubota (1972) stated that recruitment occurs throughout the year, without giving any indication of seasonal peaks in this process. Similarly, Kinzie and Ford (1982) found evidence of recruitment throughout the year, although they suggested that a broad and poorly defined recruitment peak might occur in summer and fall.

MOLLUSCA

Neritina granosa (Sowerby, 1825)

The circumtropical genus *Neritina* is represented in Hawai'i by two endemic species. *Neritina granosa* is the only fully freshwater neritid in the state. While some early accounts listed *N. granosa* from other Pacific Islands, the locality data are apparently in error (Ford 1979). The biology of this prosobranch gastropod was studied by Ford (1979), whose thesis forms the basis of much of this account.

Island groups to the west of Hawai'i have a richer representation of *Neritina* in their freshwater habitats (Haynes 1988). Haynes (1984) listed 11 species of *Neritina* from fresh and brackish water in Fiji, and Maciolek and Ford (1987) listed four species from Pohnpei. This west-to-east decrease in

species richness, also seen in the amphidromous fishes and crustaceans, is a common biogeographical pattern in the tropical Pacific.

In Hawai'i, *N. granosa* is generally restricted to the lower and middle reaches of perennial streams. Ford (1979) estimated that less than 50 streams in the state have large populations of *N. granosa*. The species is uncommon on O'ahu, perhaps due to alteration of streams associated with human activities. Ford (1979) found *N. granosa* in only two streams on O'ahu.

This species is apparently attracted to shallow, well-oxygenated streams with clean basalt boulders and coarse gravel. Individuals are typically located on the undersides of rocks in falls or under boulders often partly buried in gravel. Silty or shifting sandy substrata are not utilized. The upper elevation limit of *N. granosa* is approximately 400 m (Maciolek 1978), and individuals can be found to sea level. Ford (1979) reported that the upper elevation limit differed among streams depending to some extent on discharge and the presence of stream diversions. Streams with high flows have populations of *N. granosa* at higher elevations than smaller streams with low flows. Additionally, Ford (1979) did not find significant numbers in estuarine or low elevation, low gradient reaches. He hypothesized that the sluggish flows, strong thermal stratification, and silty substrata served to exclude this snail from these habitats. Populations have been found in very small rheocrenes or seeps near the shoreline. Snails in these very shallow habitats can have the dorsal part of the shell out of the water, though moist. It is likely that postlarvae were recruited to these unsuitable habitats and, once metamorphosis had occurred, the snails were forced to

remain there. Predation, particularly by sea birds, appears to be intense in these peculiar habitats.

Maciolek (1978) described an apparent shell dimorphism in this species which was further studied by Ford (1979). Specimens from lower elevations have the adult shell compressed with a reduced spire (Figure 10a). The lips of the outer growth margin are irregularly crenelated, and the lateral extensions of the outer margins of the growth region form winglike projections. The dorsal shell surface is covered with small concentric ribs and closely spaced granulations. The periostracum is black with irregularly spaced light brown spots. Individuals from higher elevations lack the flared winglike projections resulting in a shell that is longer than wide. The shell surface is generally smooth or bears only fine concentric striations (Figure 10b). The shell opening of both types is white, while the columellar area is yellow to orange. The uncalcified operculum is red to maroon. Newly recruited individuals are less than 3 mm in length and have smooth, globose shells with prominent concentrically placed light-brown spots. Adults reach lengths of almost 49 mm, although individuals in the range of 24-46 mm are more common.

The low elevation morph is generally restricted to reaches below the first waterfall while the smooth upstream morph occurs above the falls. Ford (1979) experimentally demonstrated that these two forms are environmentally induced ecotypes. An individual transplanted to the alternate habitat will lay down the alternate shell type.

Neritina granosa is herbivorous, rasping epilithic algae from rock surfaces. Ford (1979) found that diatoms, desmids, and filamentous

algae comprise much of the diet of this snail. Ford (1979) listed possible competitors of this species, but the very high population densities sometimes attained by *N. granosa* suggest that food availability may not be limiting in many populations. Predation on adults is probably restricted to birds. In addition to sea bird predation, Ford (1979) observed both the Hawaiian black-crowned night-heron (*Nycticorax nycticorax hoactli*) and the migratory wandering tattler (*Heteroscelus incanus*) feeding on *N. granosa*. This species is sometimes gathered for human consumption, and the low frequency of very large individuals in streams with easy access may be attributable to this factor.

Neritina granosa is gonochoric. The males may be recognized by the presence of a penis, located medial to the right cephalic tentacle. Ford (1979) found sex ratios close to 1:1 in his study streams. Fertilization is internal, and eggs are laid in capsules attached to rocks or the shells of other *N. granosa*. Ford (1979) found an average of 250 eggs/capsule and about 30 capsules/clutch. Most laying appears to occur between June and August, though fresh egg capsules may be found throughout the year. Ford (1979) attempted to rear veligers, and although unsuccessful, he found that the larvae, like those of the amphidromous fishes and crustaceans, survived longer if they were transferred to saline conditions soon after hatching. Ford (1979) suggested, based on peak spawning and recruitment times, that the larval life may be as long as 1 year. Recruitment is highest in the summer months. Frequently, very large numbers of newly recruited animals can be found moving upstream apparently following mucus trails with "parades" of up to 80 snails. Ford (1979) reported densities of over 1,000 individuals/sq m in some



Figure 10a. *Neritina granosa*
downstream morph 3-cm shell
width

of his samples. These newly recruited individuals are about 3 mm in length and, at this size, the potential for predation is great. While it has not been documented, it is likely that, besides birds, both fishes and crustaceans take significant numbers of the recruits.

Other Mollusca

Kay (1979) listed three species of *Theodoxus* occurring in Hawai'i, all three being endemic estuarine species. Recently Haynes (1988) has revised this group transferring *Theodoxus vespertinus* (Sowerby, 1849) to the genus *Neritina*. *Neritina vespertina* (Figure 11) is the most common of the three, occurring in fair numbers in estuaries and lower stream reaches on all islands in the State. This snail is pale brown, and the shell is thin relative to the other fresh and brackish water neritids. Haynes (1988) placed the two remaining species which had been in *Theodoxus* into *Clithon*. *Clithon cariosus* (Wood, 1828) has a smooth black shell marked by fine growth lines.



Figure 10b. *Neritina granosa*
upstream morph 2-cm shell
width

This species tends to have the lateral margins developed into "wings" similar to *Neritina granosa* and *N. vespertina*. The other species *Clithon neglectus* (Pease, 1861) has a smooth black shell with white flecks. The "wings" are not as broadly developed as in the other species. There is very little information on the biology of any of these three species.

GENERAL CHARACTERISTICS OF THE AMPHIDROMOUS FAUNA

As indicated in the species accounts, the two primary ecological requirements common to all of the Hawaiian stream species listed are the presence of a marine planktonic larval stage and the need to pass through a stream mouth two times in the life of each individual. These requirements limit the distribution of the species to streams that have a permanent (perennial) or at least seasonal (intermittent) exorheic flow. Streams that have a




Figure 11. *Neritina vespertina* 1.8-cm shell width

significant part of their discharge diverted out of the channel at lower elevations cannot support populations of these animals on a permanent basis. Additionally, streams that may flow to the sea but which have the reaches at lower elevations severely modified by channelization, streambed modification, or degradation of water quality, are also unsuitable. The list of species that were once generally common on O'ahu but which are now extirpated or rare (*Sicyopterus stimpsoni*, *Lentipes concolor*, *Neritina granosa*) is evidence that human modification of the habitat has had a negative impact on the native species. The studies of the Stream Channel Modification Group in Hawai'i (Timbol and Maciolek 1978; Norton, Timbol, and Parrish 1978; Hathaway 1978; Parrish et al. 1978) have documented many factors that can reduce populations of the native species. In addition to dewaterment and channel modification, hydro power developments, introduction of exotic macrofaunal species (Maciolek 1984), diseases, and parasites all have the potential to seriously reduce populations of the amphidromous species.

A serious deterrent to the formulation of rational management practices for native amphidromous species is the lack of knowledge of their population biology, general life history, genetic structure and island and statewide distributions. Two possible extreme scenarios illustrate the problems involved. In the first instance, while a species may be found in both large and small streams, only a few or even one breeding population may be responsible for the bulk of the reproductive output of the entire species. In this case, habitat destruction in the majority of the streams would have little impact on the species as a whole, but any degradation of the primary breeding stream could be disastrous. Because so little is known about the genetic structure of any of these species or about the ocean current patterns among the islands, we could not identify which streams would be the important ones if this scenario were true.

At the other extreme, it is possible that each stream with a population of adults contributes recruits to the total species pool in proportion to the adult population size, modified by chance events including unusual streamflow events, offshore currents, and conditions at potential settling sites. In this case, reduction of the suitability of any stream would reduce the reproductive potential of the total population in proportion to the reduction in numbers of adults in the stream.

The actual situation probably lies somewhere between these two extremes, but because of an almost total lack of information, judgments cannot be made about the relative expendability of any potential breeding population. Given this situation, the most careful review should be given to any proposed action that could potentially

interfere with the link between the freshwater habitats and the sea. Because we cannot evaluate the potential effect of an action on the species, extreme caution is advised in each instance where any of the native populations are threatened by a proposed activity, particularly in the critical lower elevations.

Where projects will result in diminished discharge, particularly in the dry months, a site-specific study should be made to assess the potential impact of the reduced flows. Of particular concern are the two migratory life history stages when fry move out to the sea and when the postlarvae migrate back to the freshwater habitat.

A further consideration when discharge will be diminished is that periodic flushing flows may be eliminated. While there has been no study of the importance of these natural channel-clearing events in Hawaiian streams, the opening and closing of bars across stream mouths are likely to be major environmental events in the lives of Hawaiian amphidromous animals. Additionally, the importance of these periodic high flow events in clearing the habitat of silt and detritus has not been evaluated. It is known that most of the endemic species appear to prefer clean rather than detritus and silt-covered substrata. This would suggest that periodic high flows may be necessary to maintain habitat quality for these species.

When channel modification is being considered, every effort should be made to maintain the complex natural substratum. Additionally, riparian vegetation should be allowed to remain to provide cover and shading reduce temperature extremes. Past attempts to provide substratum enhancement by embedding boulders in the concrete floor of channelized streams have not been shown to

provide any useful habitat for migrating amphidromous animals.

Impacts caused by hydropower development are of two sorts. First, the damming of flows at the intake for the water supply may result in reduced or complete elimination of passage habitat below the dam. Secondly, there is the possibility of entrainment into the penstock. The former impact may be avoided by ensuring adequate flow at all seasons in the reaches between the dam intake and the point where the water is returned to the channel. The latter impact may be minimized by proper designing of the intake screens and by maintaining adequate water flow patterns near the intakes.

Another possible mitigation procedure for any project that would substantially dewater a stream would be to require the purchase of water for rewatering of a currently dry stream. This would be practical in areas where ditches, flumes, pipelines, etc., intercept one or more streams leaving them dry below the diversion. While there has been no study of the extent that dry streams, once restored to a flowing state, might attract recruits, the possibility should be investigated.

In addition to the short-term measures outlined here, there is a great need to increase understanding of the most basic biology of these organisms and the stream systems that are their habitat. Recommended further research includes investigation of the breeding structure, population dynamics, distributions, larval life history, and genetic structure of these populations. Also, the lack of information on the effects of exotic species must be addressed both in terms of direct impact and in terms of indirect effects when native and exotic species come into contact in altered

habitats. Without this information
it is not possible to make

reasonable and responsible resource
management decisions.

BIBLIOGRAPHY

- Akihito, Prince, and K. Meguro. 1979. On the differences between the genera *Sicydium* and *Sicyopterus* (Gobiidae). Japanese Journal of Ichthyology 26:192-202.
- Archer, K. M. 1983. Leaf litter decomposition in Hawaiian streams. M.S. Thesis. Zoology Department, University of Hawaii, Honolulu. 52 pp.
- Atkinson, J. M. 1973. The larval development of the freshwater prawn *Macrobrachium lar* (Fabricius) reared in the laboratory. M.S. Thesis. Zoology Department, University of Hawaii, Honolulu. 112 pp.
- Bailey-Brock, J. H. 1987. Phylum Annelida. Chapter 2, Section 3, in: Reef and shore fauna of Hawaii. Bishop Museum Special Publication 64(2&3). 461 pp.
- Birdsong, R. S., E. O. Murdy, and F. L. Pezold. 1988. A study of the vertebral column and median fin osteology in gobioid fishes with comments on gobioid relationships. Bull. Mar. Sci. 42:174-214.
- Brock, R. E., and J. E. Norris. 1988. The Waikoloa anchialine pond program second status report. Second Annual Report. Waikoloa Anchialine Pond Management Program. 65 pp.
- Bright, G. R., and J. A. Jun 1981. Freshwater fishes of Palau, Caroline Islands. Micronesica 17:107-111.
- Burch, J. B. 1968. *Erinna newcombi* of Hawaii and *Lymnaea onychia* of Japan. Malacological Review 1:15-30.
- Bussing, W. A. 1987. Pesces de las aguas continentales de Costa Rica. University of Costa Rica, San Jose Costa Rica. 271 pp.
- Chace, F. A., Jr. 1983. The *Atya*-like shrimps of the Indo-Pacific region (Decapoda: Atyidae). Smithsonian Contrib. Zool. 384:1-54.
- Couret, C. L., Jr. 1976. The biology and taxonomy of a freshwater shrimp, *Atya bisulcata* Randall, endemic to the Hawaiian Islands. M.S. Thesis. Zoology Department, University of Hawaii at Manoa, Honolulu, Hawaii. 168 pp.
- Covich, A. P. 1988. Atyid shrimp in the headwaters of the Luquillo Mountains, Puerto Rico: Filter feeding in natural and artificial streams. Verh. Internat. Verein. Limnol. 23:2108-2133.

- Cowles, L. E. 1977. Status of damselflies (Odonata: Zygoptera) in Hawaii in 1977 with special reference to the endemic genus *Megalagrion*. B.S. (Honors) Thesis. Biology Department, University of Hawaii at Manoa, Honolulu, Hawaii. 60 pp.
- Deacon, J. E., G. Kobetich, J. D. Williams, and S. Contreras. 1979. Fishes of North America endangered, threatened, or of special concern:1979. Fisheries 4:29-44.
- Dodd, C. K., Jr., G. E. Drewry, R. M. Nowak, J. M. Sheppard, and J. D. Williams. 1985. Endangered and threatened wildlife and plants; review of vertebrate wildlife. Federal Register 50:37957-37967.
- Dotu, Y., and S. Mito. 1955. Life history of a Gobiid fish, *Sicydium japonicum* Tanaka. Sci. Bull. Fac. Agr., Kyushu Univ. 15:213-221.
- Edmondson, C. H. 1929. Hawaiian Atyidae. Bernice P. Bishop Museum Bulletin 66:1-36.
- Ego, K. 1956. Life history of fresh water gobies. Project No. F-4-R, Fresh water game fish management research, Department of Land and Natural Resources, Territory of Hawaii, Honolulu. 24 pp.
- Erdman, D. S. 1961. Notes on the biology of the Gobiid fish *Sicydium plumieri* in Puerto Rico. Bull. Mar. Sci. 11:448-456.
- Erdman, D. S. 1986. The green stream goby, *Sicydium plumieri*, in Puerto Rico. Tropical Fish Hobbyist 34:70-73.
- Ford, J. I. 1979. Biology of a Hawaiian fluvial gastropod *Neritina granosa* Sowerby (Prosobranchia: Neritidae). M.S. Thesis. Zoology Department, University of Hawaii at Manoa, Honolulu, Hawaii. 94 pp.
- Fowler, H. W. 1938. The fishes of the George Vanderbilt South Pacific Expedition, 1937. Acad. Nat. Sci. Phila., Monographs No. 2. 349 pp.
- Fukui, S. 1979. On the rockclimbing behavior of the goby, *Sicyopterus japonicus*. Japanese Journal of Ichthyology 26:84-87.
- Gosline, W. A., and V. E. Brock. 1960. Handbook of Hawaiian Fishes. University of Hawaii Press, Honolulu, Hawaii. 372 pp.
- Gross, M. R. 1987. Evolution of diadromy in fishes. American Fisheries Society Symposium 1:14-25.
- Gunther, A. 1880. Report on the shore fishes procured during the voyage of H.M.S. Challenger in the years 1873-1876. In: Report on the scientific results of the voyage of H.M.S. Challenger during the years 1873-76 under the command of Captain George S. Nares, R.N., F.R.S. and Captain Frank Turtle Thomson, R.N. Prepared under the superintendence of Sir C. Wyville Thomson, Knt., F.R.S., & c. Zoology -- Vol. 1, Part 6, 82 pp.
- Hathaway, C. B., Jr. 1978. Stream channel modification in Hawaii. Part C: Tolerance of native stream species to observed levels of environmental variability. FWS/OBS-78/18. USFWS National Stream Alteration Team, Columbia, Missouri. 59 pp.
- Haynes, A. 1984. Guide to the brackish and fresh water gastropods of Fiji. Institute of Natural Resources, University of the South Pacific, Suva, Fiji. 24 pp.

- Haynes, A. 1988. Notes on the stream neritids (Gastropoda; Prosobranchia) of Oceania. Micronesia. 21:93-102.
- Holthuis, L. B. 1950. The Decapoda of the Siboga Expedition. Part X. The Palaemonidae collected by the Siboga and Snellius Expeditions with remarks on other species I. Subfamily Palaemoninae. Siboga Expedite 39 A 9:1-268, figs. 1-52.
- Holthuis, L. B. 1973. Caridean shrimps found in land-locked salt-water pools at four Indo-West Pacific localities (Sinai Peninsula, Funafuti Atoll, Maui and Hawaii islands), with a description of one new genus and four new species. Zool. Verh. (Leiden) 128:1-48.
- Hendrick, B. 1952. Hawaiian Palaemonidae. Occasional Papers of Bernice P. Bishop Museum 20 307-328.
- Johnson, J. E. 1987. Protected fishes of the United States and Canada. American Fisheries Society, Bethesda, Maryland. 42 pp.
- Jordon, D. S., and A. Seale. 1906. The fishes of Samoa. Bull. Bureau Fisheries 25:175-455.
- Kay, E. A. 1979. Hawaiian Marine Shells. In: Reef and Shore Fauna of Hawaii. Section 4: Mollusca. Bernice P. Bishop Museum Special Publication 64. 653 pp.
- Kinzie, R. A., III. 1988. Habitat utilization by Hawaiian stream fishes with reference to community structure in oceanic island streams. Environmental Biology of Fishes 22:179-192.
- Kinzie, R. A., III, and J. I. Ford. 1977. A limnological survey of lower Palikea and Pīpīwai streams, Kīpahulu, Maui. Technical Report #17, Cooperative National Park Resources Studies Unit, Department of Botany, University of Hawaii at Manoa, Honolulu, Hawaii. 44 pp.
- Kinzie, R. A., III, and J. I. Ford. 1979. Biological survey of Pua'alu'u Stream, Maui. Pp. 1-24 in: An ecological survey of Pua'alu'u Stream. Technical Report 27, Cooperative National Park Resources Studies Unit, University of Hawaii at Manoa, Department of Botany, Honolulu, Hawaii. 40 pp.
- Kinzie, R. A., III, and J. I. Ford. 1982. Population biology in small Hawaiian Streams. Technical Report No. 147, Water Resources Center, University of Hawaii at Manoa, Honolulu, Hawaii. 60 pp.
- Kinzie, R. A., III, J. I. Ford, A. R. Yuen, and S. J. L. Chow. 1984. Habitat utilization curves for native Hawaiian stream fishes. Special Report No. 6:20:84, Water Resources Research Center, University of Hawaii at Manoa, Honolulu, Hawaii. 68 pp.
- Kubota, W. T. 1972. The biology of an introduced prawn *Macrobrachium lar* (Fabricius) in Kahana Stream. M.S. Thesis. Zoology Department, University of Hawaii at Manoa, Honolulu, Hawaii. 185 pp.
- Lau, E. Y. K. 1973. Dimorphism and speciation in the Hawaiian freshwater goby genus *Lentipes*. B.A. (Honors) Thesis. Biology Department, University of Hawaii at Manoa, Honolulu, Hawaii. 83 pp.
- Lovett, D. L. 1981. A guide to the shrimps, prawns, lobsters, and crabs of Malaysia and Singapore. Faculty of Fisheries and Marine Science, University Pertanian Malaysia Occasional Publication No. 2.

- Maciolek, J. A. 1972. *Macrobrachium lar* as a culture prawn in the tropical insular Pacific. Proc. West. Assn. Game Fish Commrs. 52:550-558.
- Maciolek, J. A. 1975. Limnological ecosystems and Hawaii's preservational planning. Verh. Internat. Verein. Limnol. 19:1461-1467.
- Maciolek, J. A. 1977. Taxonomic status, biology, and distribution of Hawaiian *Lentipes*, a diadromous goby. Pac. Sci. 31:355-362.
- Maciolek, J. A. 1978. Shell character and habitat of nonmarine Hawaiian neritid snails. Micronesica 14:209-214.
- Maciolek, J. A. 1981. Consumer trophic relations in a tropical insular estuary. Bull. Mar. Sci. 31:702-711.
- Maciolek, J. A. 1983. Distribution and biology of Indo-Pacific insular hypogeal shrimps. Bull. Mar. Sci. 33:606-618.
- Maciolek, J. A. 1984. Exotic fishes in Hawaii and other Islands of Oceania. pp. 131-161. In: W. R. Courtney, Jr., and J. R. Stauffer, Jr. (eds.), Distribution, Biology and Management of Exotic Fishes. Johns Hopkins University Press, Baltimore.
- Maciolek, J. A., and R. E. Brock. 1974. Aquatic survey of the Kona coast ponds, Hawaii Island. University of Hawaii Sea Grant Advisory Report UNIHI-SEAGRANT-AR-74-04. 73 pp.
- Maciolek, J. A., and J. I. Ford. 1987. Macrofauna and environment of the Nanpil-Kiepw River, Ponape, Eastern Caroline Islands. Bull. Mar. Sci. 41:623-632.
- Maciolek, J. A., and F. G. Howarth. 1979. *Megalagrion paludicola*, a new species of damselfly (Odonata: Zygoptera: Coenagrionidae) from Kauai. Pacific Insects 21:165-171.
- Maciolek, J. A., and A. S. Timbol. 1981. Environmental features and macrofauna of Kahana Estuary, Oahu, Hawaii. Bulletin of Marine Science 31:712-722.
- Mainland, G. B. 1939. Gobioida and fresh water fish on the island of Oahu. M.A. Thesis. University of Hawaii at Manoa, Honolulu, Hawaii. 101 pp + VIII plates.
- Manacop, P. R. 1953. The life history and habits of the goby, *Sicyopterus extraneus* Herre (Anga) Gobiidae with an account of the goby-fry fishery of Cagayan River, Oriental Misamis. The Philippine Journal of Fisheries 2:1-58.
- McDowall, R. M. 1987. The occurrence and distribution of diadromy among fishes. American Fisheries Society Symposium 1:1-13.
- McDowall, R. M. 1988. Diadromy in fishes: migrations between freshwater and marine environments. Timber press. Portland, OR.
- Morrison, J. P. E. 1968. Notes on Hawaiian Lymnaeidae. Malacological Review 1:31-33.
- Myers, G. S. 1938. Freshwater fishes and West Indian zoogeography. Pp. 339-364 in: Annual Report of the Board of Regents of the Smithsonian Institution showing the operations, expenditures, and condition of the institution for the year ending June 30 1937. Publication 3451. 580 pp.

- Myers, G. S. 1949. Usage of anadromous, catadromous and allied terms for migratory fishes. *Copeia* 1949:89-87.
- Nishimoto, R. T., and J. M. Fitzsimons. 1986. Courtship, territoriality and coloration in the endemic Hawaiian freshwater goby, *Lentipes concolor* pp. 811-817. In: T. Uyeno, R. Arai, T. Taniuchi, and K. Matsuura (eds.), Indo-Pacific fish biology: Proceedings of the Second Conf. on Indo-Pacific fishes Ichthyological Society of Japan. Tokyo.
- Norton, S. E., A. S. Timbol, and J. D. Parrish. 1978. Stream channel modification in Hawaii. Part B: Effect of channelization on the distribution and abundance of fauna in selected streams. FWS/OBS-78/17. USFWS National Stream Alteration Team, Columbia, Missouri. 47 pp.
- Parrish, J. D., J. A. Maciolek, A. S. Timbol, C. B. Hathaway, Jr., and S. E. Norton. 1978. Stream channel modification in Hawaii. Part D: Summary report. FWS/OBS-78/19. USFWS National Stream Alteration Team, Columbia, Missouri. 18 pp.
- Radtke, R. L., R. A. Kinzie, III, and S. D. Folsom. 1988. Age at recruitment of Hawaiian freshwater gobies. *Environmental Biology of Fishes* 23:205-213.
- Randall, J. W. 1839. [1840]. Catalogue of the Crustacea brought by Thomas Nuttall and J. K. Townsend, from the west coast of North America and the Sandwich Islands, with descriptions of such species as are apparently new, among which are included several species of different localities, previously existing in the collection of the Academy. *J. Acad. Nat. Sci. Phila.* 8:106-147.
- Sakai, H., and M. Nakamura. 1979. Two new species of freshwater gobies (Gobiidae: Sicydiaphiinae) from Ishigaki Island, Japan. *Japanese Journal of Ichthyology* 26:43-54.
- Springer, V. G. 1982. Pacific plate biogeography, with special reference to shore fishes. *Smithson. Contrib. Zool.* 367:1-182.
- Timbol, A. S. 1972. Trophic ecology and macrofauna of Kahana Estuary, Oahu. Ph.D. Dissertation. Zoology Department, University of Hawaii at Manoa, Honolulu, Hawaii. 228 pp.
- Timbol, A. S., and J. A. Maciolek. 1978. Stream channel modification in Hawaii. Part A: State-wide inventory of streams, habitat factors and associated biota. FWS/OBS-78/16. USFWS National Stream Alteration Team, Columbia, Missouri. 157 pp.
- Timbol, A. S., A. J. Sutter, and J. D. Parrish. 1980. Distribution, relative abundance, and stream environment of *Lentipes concolor* (Gill 1860), and associated fauna in Hawaiian streams. Water Resources Research Center Cooperative Report No. 5, University of Hawaii at Manoa, Honolulu, Hawaii. 64 pp.
- Titcomb, M. 1972. Native use of fish in Hawaii. University of Hawaii Press, Honolulu, Hawaii. 175 pp.
- Tomihama, M. T. 1972. The biology of *Sicydium stimpsoni*: Freshwater goby endemic to Hawaii. B.S. (Honors) Thesis. Biology Department, University of Hawaii at Manoa, Honolulu, Hawaii. 123 pp.

Walsh, G. E. 1963. An ecological study of the Heeia mangrove swamp. Ph.D. Dissertation. Zoology Department, University of Hawaii at Manoa, Honolulu, Hawaii. 219 pp.

Yuen, A. R. 1987. Social and territorial behavior of the endemic freshwater goby *Sicyopterus stimpsoni*. M.S. Thesis. Zoology Department, University of Hawaii at Manoa, Honolulu. Hawaii. 51 pp.