

DTIC FILE COPY

12




L02

# Department of Defense SELECTED MEDICAL CARE STATISTICS

AD-A224 025

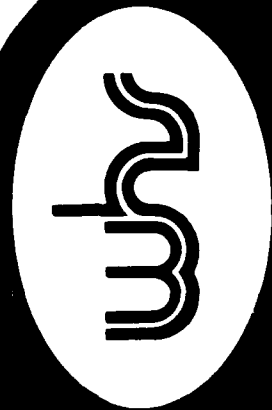
Quarter Ending March 31, 1990



DTIC  
SELECTED  
JUL 20 1990  
S B D

DISTRIBUTION STATEMENT A  
Approved for public release;  
Distribution Unlimited

9 050



DIRECTORATE FOR INFORMATION  
OPERATIONS AND REPORTS (DIOR)

OSD

WASHINGTON HEADQUARTERS SERVICES

# Department of Defense Selected Medical Care Statistics

Quarter ending March 31, 1990

*Washington Headquarters Services  
Directorate for Information  
Operations and Reports*

FOR SALE BY THE SUPERINTENDENT OF DOCUMENTS  
U.S. GOVERNMENT PRINTING OFFICE  
WASHINGTON, D.C. 20401

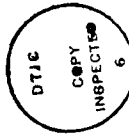
DTIC and NTIS identification number for this publication is DIOR/LO2-90/02.

## FOREWORD

*Selected Medical Care Statistics (SMCS)* is a quarterly publication prepared by the Washington Headquarters Services, Directorate for Information Operations and Reports (WHS/DIOR) of the Office of the Secretary of Defense.

SMCS presents quarterly summary data concerning medical care provided at fixed military medical facilities located in: (1) the United States and (2) outside the United States, in territories, possessions and foreign countries. This publication contains pie charts which are based on the percent of the worldwide DoD total for each of the categories. Admissions and beds occupied by dependents of other uniformed personnel (Public Health Service (PHS), Coast Guard (CG), National Oceanic Atmospheric Administration (NOAA)) are less than one percent and are included in the "other" category on applicable charts and graphs.

This publication is generated from a computerized data base developed and maintained in consonance with Department of Defense Instruction (DoDI) 6015.14, November 14, 1977, under Reports Control Symbol DA&M(Q)1474 by the Manpower Management Information Division of WHS/DIOR.



Accession For	
NTIS GRA&I	<input checked="" type="checkbox"/>
DTIC TAB	<input type="checkbox"/>
Unannounced	<input type="checkbox"/>
Justification	
By	
Distribution/	
Availability Codes	
Dist	
Special	

A-1

## TABLE OF CONTENTS

TABLE NUMBER		PAGE
Table 1.1	Operating Beds/Operating Bassinets/Beds Occupied - Worldwide.....	1
Figure 1.1	Beds Occupied - Percent of DoD Total Worldwide.....	3
Table 1.2	Operating Beds/Operating Bassinets/Beds Occupied in the United States.....	4
Table 1.3	Operating Beds/Operating Bassinets/Beds Occupied Outside the United States.....	6
Table 2.1	Admissions - Worldwide.....	8
Figure 2.1	Admissions - Percent of DoD Total Worldwide.....	10
Table 2.2	Admissions in the United States.....	11
Table 2.3	Admissions Outside the United States.....	13
Table 3.1	Outpatient Visits and Live Births - Worldwide.....	15
Figure 3.1	Outpatient Visits - Percent of Worldwide Total.....	17
Table 3.2	Outpatient Visits and Live Births in the United States.....	18
Table 3.3	Outpatient Visits and Live Births Outside the United States.....	20
	GLOSSARY.....	23

**TABLE 1.1**  
**DEPARTMENT OF DEFENSE**  
**OPERATING BEDS/OPERATING BASSINETS/BEDS OCCUPIED**  
**AT FIXED MILITARY FACILITIES - WORLDWIDE**  
**FOR QUARTER ENDING MARCH 31, 1990**

WORLDWIDE	DOD TOTAL	ARMY FACILITIES	NAVY FACILITIES	AIR FORCE FACILITIES
NUMBER OF OPERATING BEDS - TOTAL	14,949	6,505	3,827	4,617
NUMBER OF OPERATING BASSINETS - TOTAL	1,851	564	221	1,066
NUMBER OF BEDS OCCUPIED (DAILY AVERAGE) - TOTAL	12,027	5,799	2,629	3,599
BEDS OCCUPIED BY US ACTIVE DUTY UNIFORMED PERSONNEL - TOTAL	4,477	2,190	1,216	1,071
MILITARY - TOTAL	4,440	2,180	1,201	1,059
ARMY	2,072	1,881	47	144
NAVY-MARINE CORPS	1,366	143	1,124	99
AIR FORCE	1,002	156	30	816
OTHER UNIFORMED PERSONNEL (PHS,CG,NOAA) - TOTAL	37	10	15	12
BEDS OCCUPIED BY RETIRED US UNIFORMED PERSONNEL - TOTAL	2,018	975	359	684
RETIRED MILITARY - TOTAL	2,000	969	352	679
ARMY	858	658	55	145
NAVY-MARINE CORPS	455	111	242	102
AIR FORCE	687	200	55	432
OTHER RETIRED UNIFORMED PERSONNEL (PHS,CG,NOAA) - TOTAL	18	6	7	5

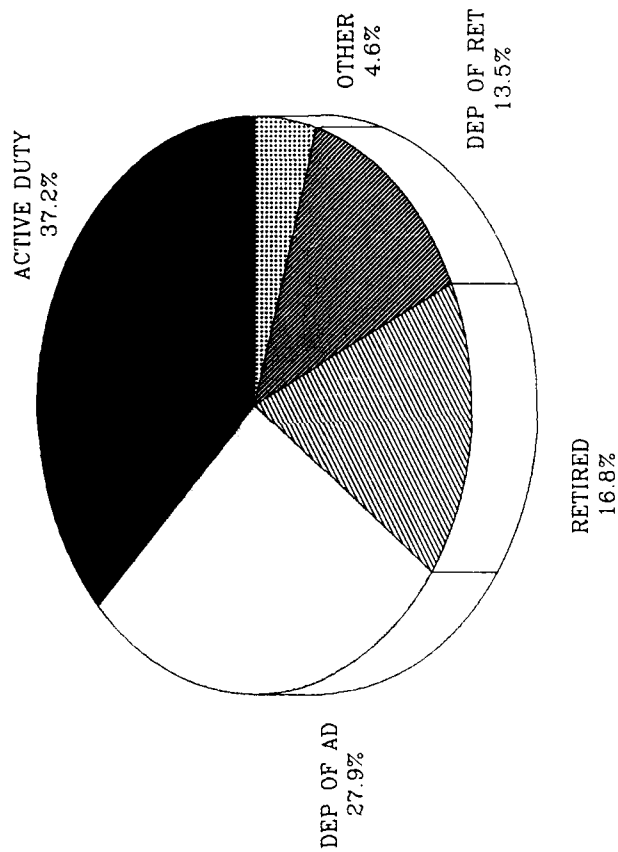
Prepared by: Washington Headquarters Services  
 Directorate for Information  
 Operations and Reports

**TABLE 1.1  
DEPARTMENT OF DEFENSE  
OPERATING BEDS/OPERATING BASSINETS/BEDS OCCUPIED  
AT FIXED MILITARY FACILITIES - WORLDWIDE  
FOR QUARTER ENDING MARCH 31, 1990**

<b>WORLDWIDE</b>	<b>DOD TOTAL</b>	<b>ARMY FACILITIES</b>	<b>NAVY FACILITIES</b>	<b>AIR FORCE FACILITIES</b>
BEDS OCCUPIED BY DEPENDENTS OF US ACTIVE DUTY MILITARY PERSONNEL	- TOTAL 3,358	1,550	678	1,130
ARMY	1,423	1,240	37	146
NAVY-MARINE CORPS	817	126	590	101
AIR FORCE	1,118	184	51	883
BEDS OCCUPIED BY DEPENDENTS OF RETIRED AND DECEASED US MILITARY PERSONNEL	- TOTAL 1,618	734	268	616
ARMY	667	492	45	130
NAVY-MARINE CORPS	369	98	180	91
AIR FORCE	582	144	43	395
BEDS OCCUPIED BY DEPENDENTS OF OTHER UNIFORMED PERSONNEL (PHS, CG, NOAA)	- TOTAL 39	12	15	12
BEDS OCCUPIED BY ALL OTHER BENEFICIARIES	- TOTAL 517	338	93	86

Prepared by: Washington Headquarters Services  
Directorate for Information  
Operations and Reports

**BEDS OCCUPIED - PERCENT OF TOTAL WORLDWIDE  
QUARTER ENDING MARCH 31, 1990**



Prepared by: Washington Headquarters Services  
Directorate for Information  
Operations and Reports

FIGURE 1.1

**TABLE 1.2  
DEPARTMENT OF DEFENSE  
OPERATING BEDS/OPERATING BASSINETS/BEDS OCCUPIED  
AT FIXED MILITARY FACILITIES IN THE UNITED STATES  
FOR QUARTER ENDING MARCH 31, 1990**

UNITED STATES	DOD TOTAL	ARMY FACILITIES	NAVY FACILITIES	AIR FORCE FACILITIES
NUMBER OF OPERATING BEDS - TOTAL	12,683	5,295	3,361	4,027
NUMBER OF OPERATING BASSINETS - TOTAL	1,521	425	181	915
NUMBER OF BEDS OCCUPIED (DAILY AVERAGE) - TOTAL	10,219	4,792	2,310	3,117
BEDS OCCUPIED BY US ACTIVE DUTY UNIFORMED PERSONNEL - TOTAL	3,562	1,643	1,051	868
MILITARY - TOTAL	3,527	1,633	1,038	856
ARMY	1,543	1,384	45	114
NAVY-MARINE CORPS	1,185	131	972	82
AIR FORCE	799	118	21	660
OTHER UNIFORMED PERSONNEL (PHS, CG, NOAA) - TOTAL	35	10	13	12
BEDS OCCUPIED BY RETIRED US UNIFORMED PERSONNEL - TOTAL	1,940	940	340	660
RETIRED MILITARY - TOTAL	1,922	934	333	655
ARMY	820	631	51	138
NAVY-MARINE CORPS	438	110	230	98
AIR FORCE	664	193	52	419
OTHER RETIRED UNIFORMED PERSONNEL (PHS, CG, NOAA) - TOTAL	18	6	7	5

Prepared by: Washington Headquarters Services  
Directorate for Information  
Operations and Reports



**TABLE 1.2  
DEPARTMENT OF DEFENSE  
OPERATING BEDS/OPERATING BASSINETS/BEDS OCCUPIED  
AT FIXED MILITARY FACILITIES IN THE UNITED STATES  
FOR QUARTER ENDING MARCH 31, 1990**

UNITED STATES	DOD TOTAL	ARMY FACILITIES	NAVY FACILITIES	AIR FORCE FACILITIES
BEDS OCCUPIED BY DEPENDENTS OF US ACTIVE DUTY MILITARY PERSONNEL	2,680	1,200	570	910
- TOTAL				
ARMY	1,093	949	31	113
NAVY-MARINE CORPS	719	122	510	87
AIR FORCE	868	129	29	710
BEDS OCCUPIED BY DEPENDENTS OF RETIRED AND DECEASED US MILITARY PERSONNEL	1,571	718	255	598
- TOTAL				
ARMY	649	481	42	126
NAVY-MARINE CORPS	353	96	172	85
AIR FORCE	569	141	41	387
BEDS OCCUPIED BY DEPENDENTS OF OTHER UNIFORMED PERSONNEL (PHS,CG,NOAA)	38	12	14	12
- TOTAL				
BEDS OCCUPIED BY ALL OTHER BENEFICIARIES	428	279	80	69
- TOTAL				

Prepared by: Washington Headquarters Services  
Directorate for Information  
Operations and Reports

**TABLE 1.3  
DEPARTMENT OF DEFENSE  
OPERATING BEDS/OPERATING BASSINETS/BEDS OCCUPIED  
AT FIXED MILITARY FACILITIES OUTSIDE THE UNITED STATES  
FOR QUARTER ENDING MARCH 31, 1990**

OUTSIDE UNITED STATES	DOD TOTAL	ARMY FACILITIES	NAVY FACILITIES	AIR FORCE FACILITIES
NUMBER OF OPERATING BEDS - TOTAL	2,266	1,210	466	590
NUMBER OF OPERATING BASSINETS - TOTAL	330	139	40	151
NUMBER OF BEDS OCCUPIED (DAILY AVERAGE) - TOTAL	1,808	1,007	319	482
BEDS OCCUPIED BY US ACTIVE DUTY UNIFORMED PERSONNEL - TOTAL	915	547	165	203
MILITARY - TOTAL	913	547	163	203
ARMY	529	497	2	30
NAVY-MARINE CORPS	181	12	152	17
AIR FORCE	203	38	9	156
OTHER UNIFORMED PERSONNEL (PHS, CG, NOAA) - TOTAL	2	0	2	0
BEDS OCCUPIED BY RETIRED US UNIFORMED PERSONNEL - TOTAL	78	35	19	24
RETIRED MILITARY - TOTAL	78	35	19	24
ARMY	38	27	4	7
NAVY-MARINE CORPS	17	1	12	4
AIR FORCE	23	7	3	13
OTHER RETIRED UNIFORMED PERSONNEL (PHS, CG, NOAA) - TOTAL	0	0	0	0

Prepared by: Washington Headquarters Services  
Directorate for Information  
Operations and Reports

**TABLE 1.3  
DEPARTMENT OF DEFENSE  
OPERATING BEDS/OPERATING BASSINETS/BEDS OCCUPIED  
AT FIXED MILITARY FACILITIES OUTSIDE THE UNITED STATES  
FOR QUARTER ENDING MARCH 31, 1990**

OUTSIDE UNITED STATES	DOD TOTAL	ARMY FACILITIES	NAVY FACILITIES	AIR FORCE FACILITIES
BEDS OCCUPIED BY DEPENDENTS OF US ACTIVE DUTY MILITARY PERSONNEL	678	350	108	220
- TOTAL				
ARMY	330	291	6	33
NAVY-MARINE CORPS	98	4	80	14
AIR FORCE	250	55	22	173
BEDS OCCUPIED BY DEPENDENTS OF RETIRED AND DECEASED US MILITARY PERSONNEL	47	16	13	18
- TOTAL				
ARMY	18	11	3	4
NAVY-MARINE CORPS	16	2	8	6
AIR FORCE	13	3	2	8
BEDS OCCUPIED BY DEPENDENTS OF OTHER UNIFORMED PERSONNEL (PHS, CG, NOAA)	1	0	1	0
- TOTAL				
BEDS OCCUPIED BY ALL OTHER BENEFICIARIES	89	59	13	17
- TOTAL				

Prepared by: Washington Headquarters Services  
Directorate for Information  
Operations and Reports

**TABLE 2.1  
DEPARTMENT OF DEFENSE  
ADMISSIONS AT FIXED MILITARY FACILITIES - WORLDWIDE  
FOR QUARTER ENDING MARCH 31, 1990**

WORLDWIDE	DOD TOTAL	ARMY FACILITIES	NAVY FACILITIES	AIR FORCE FACILITIES
NUMBER OF ADMISSIONS - TOTAL	228,989	105,941	52,616	70,432
ADMISSIONS OF US ACTIVE DUTY UNIFORMED PERSONNEL - TOTAL	71,833	32,929	20,297	18,607
MILITARY - TOTAL	71,137	32,752	19,973	18,412
ARMY	31,090	28,584	687	1,819
NAVY-MARINE CORPS	21,641	1,904	18,558	1,179
AIR FORCE	18,406	2,264	728	15,414
OTHER UNIFORMED PERSONNEL (PHS, CG, NOAA) - TOTAL	696	177	324	195
ADMISSIONS OF RETIRED US UNIFORMED PERSONNEL - TOTAL	27,873	13,439	5,441	8,993
ADMISSIONS OF RETIRED MILITARY - TOTAL	27,610	13,338	5,349	8,923
ARMY	11,604	8,972	854	1,778
NAVY-MARINE CORPS	6,453	1,513	3,690	1,250
AIR FORCE	9,553	2,853	805	5,895
ADMISSIONS OF OTHER RETIRED UNIFORMED PERSONNEL (PHS, CG, NOAA) - TOTAL	263	101	92	70

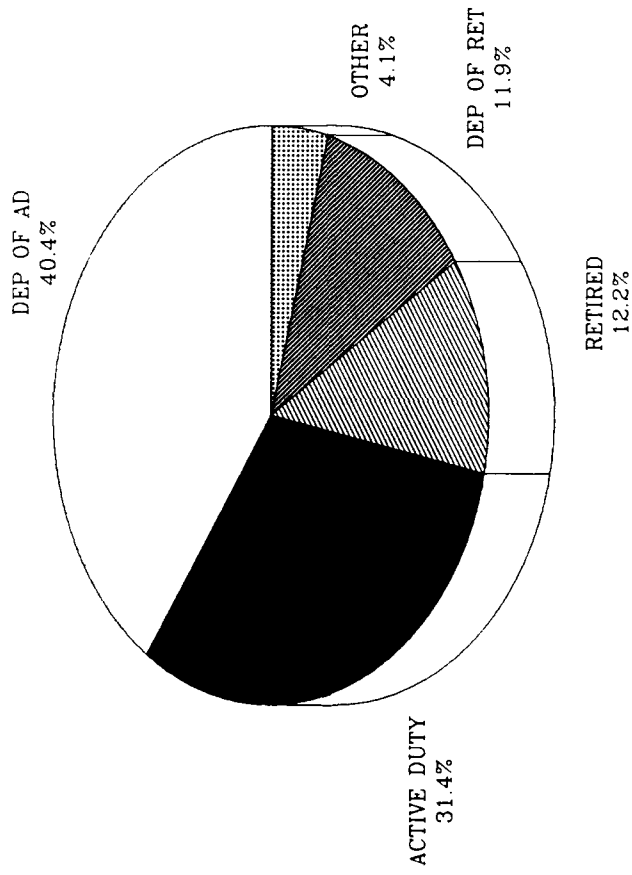
Prepared by: Washington Headquarters Services  
Directorate for Information  
Operations and Reports

**TABLE 2.1  
DEPARTMENT OF DEFENSE  
ADMISSIONS AT FIXED MILITARY FACILITIES - WORLDWIDE  
FOR QUARTER ENDING MARCH 31, 1990**

WORLDWIDE	DOD TOTAL	ARMY FACILITIES	NAVY FACILITIES	AIR FORCE FACILITIES
ADMISSIONS OF DEPENDENTS OF US ACTIVE DUTY PERSONNEL (PHS,CG,NOAA) - TOTAL	92,599	41,499	20,406	30,694
ARMY	38,888	34,315	1,055	3,518
NAVY-MARINE CORPS	23,569	3,205	17,983	2,381
AIR FORCE	30,142	3,979	1,368	24,795
ADMISSIONS OF DEPENDENTS OF RETIRED AND DECEASED US MILITARY PERSONNEL - TOTAL	27,182	12,142	5,089	9,951
ARMY	11,312	8,468	885	1,959
NAVY-MARINE CORPS	6,386	1,468	3,447	1,471
AIR FORCE	9,484	2,206	757	6,521
ADMISSIONS OF DEPENDENTS OF OTHER UNIFORMED PERSONNEL (PHS,CG,NOAA) - TOTAL	979	262	395	322
ADMISSIONS OF ALL OTHER BENEFICIARIES - TOTAL	8,523	5,670	98P	1,865

Prepared by: Washington Headquarters Services  
Directorate for Information  
Operations and Reports

ADMISSIONS—PERCENT OF TOTAL WORLDWIDE  
QUARTER ENDING MARCH 31, 1990



Prepared by: Washington Headquarters Services  
Directorate for Information  
Operations and Reports

FIGURE 2.1

**TABLE 2.2**  
**DEPARTMENT OF DEFENSE**  
**ADMISSIONS AT FIXED MILITARY FACILITIES IN THE UNITED STATES**  
**FOR QUARTER ENDING MARCH 31, 1990**

UNITED STATES	DOD TOTAL	ARMY FACILITIES	NAVY FACILITIES	AIR FORCE FACILITIES
NUMBER OF ADMISSIONS - TOTAL	193,300	87,503	45,273	60,524
ADMISSIONS OF US ACTIVE DUTY UNIFORMED PERSONNEL - TOTAL	57,267	24,940	17,392	14,935
MILITARY - TOTAL	56,599	24,764	17,093	14,742
ARMY	23,311	21,366	618	1,327
NAVY-MARINE CORPS	18,639	1,737	15,985	917
AIR FORCE	14,649	1,661	490	12,498
OTHER UNIFORMED PERSONNEL (PHS,CG,NOAA) - TOTAL	668	176	299	193
ADMISSIONS OF RETIRED US UNIFORMED PERSONNEL - TOTAL	26,881	12,982	5,155	8,744
ADMISSIONS OF RETIRED MILITARY - TOTAL	26,620	12,881	5,063	8,676
ARMY	11,091	8,611	776	1,704
NAVY-MARINE CORPS	6,226	1,495	3,531	1,200
AIR FORCE	9,303	2,775	756	5,772
ADMISSIONS OF OTHER RETIRED UNIFORMED PERSONNEL (PHS,CG,NOAA) - TOTAL	261	101	92	68

Prepared by: Washington Headquarters Services  
 Directorate for Information  
 Operations and Reports

**TABLE 2.2  
DEPARTMENT OF DEFENSE  
ADMISSIONS AT FIXED MILITARY FACILITIES IN THE UNITED STATES  
FOR QUARTER ENDING MARCH 31, 1990**

UNITED STATES	DOD TOTAL	ARMY FACILITIES	NAVY FACILITIES	AIR FORCE FACILITIES
ADMISSIONS OF DEPENDENTS OF US ACTIVE DUTY PERSONNEL (PHS, CG, NOAA) - TOTAL	75,120	32,765	16,888	25,467
ARMY	30,535	26,978	832	2,725
NAVY-MARINE CORPS	20,663	3,095	15,414	2,154
AIR FORCE	23,922	2,692	642	20,588
ADMISSIONS OF DEPENDENTS OF RETIRED AND DECEASED US MILITARY PERSONNEL - TOTAL	26,343	11,865	4,822	9,656
ARMY	10,969	8,260	798	1,911
NAVY-MARINE CORPS	6,119	1,449	3,306	1,364
AIR FORCE	9,255	2,156	718	6,381
ADMISSIONS OF DEPENDENTS OF OTHER UNIFORMED PERSONNEL (PHS, CG, NOAA) - TOTAL	947	262	370	315
ADMISSIONS OF ALL OTHER BENEFICIARIES - TOTAL	6,742	4,689	646	1,407

Prepared by: Washington Headquarters Services  
Directorate for Information  
Operations and Reports



**TABLE 2.3  
DEPARTMENT OF DEFENSE  
ADMISSIONS AT FIXED MILITARY FACILITIES OUTSIDE THE UNITED STATES  
FOR QUARTER ENDING MARCH 31, 1990**

OUTSIDE UNITED STATES	DOD TOTAL	ARMY FACILITIES	NAVY FACILITIES	AIR FORCE FACILITIES
NUMBER OF ADMISSIONS - TOTAL	35,689	18,438	7,343	9,908
ADMISSIONS OF US ACTIVE DUTY UNIFORMED PERSONNEL - TOTAL	14,566	7,989	2,905	3,672
MILITARY - TOTAL	14,538	7,988	2,880	3,670
ARMY	7,779	7,218	69	492
NAVY-MARINE CORPS	3,002	167	2,573	262
AIR FORCE	3,757	603	238	2,916
OTHER UNIFORMED PERSONNEL (PHS,CG,NOAA) - TOTAL	28	1	25	2
ADMISSIONS OF RETIRED US UNIFORMED PERSONNEL - TOTAL	992	457	286	249
ADMISSIONS OF RETIRED MILITARY - TOTAL	990	457	286	247
ARMY	513	361	78	74
NAVY-MARINE CORPS	227	18	159	50
AIR FORCE	250	78	49	123
ADMISSIONS OF OTHER RETIRED UNIFORMED PERSONNEL (PHS,CG,NOAA) - TOTAL	2	0	0	2

Prepared by: Washington Headquarters Services  
Directorate for Information  
Operations and Reports

**TABLE 2.3  
DEPARTMENT OF DEFENSE  
ADMISSIONS AT FIXED MILITARY FACILITIES OUTSIDE THE UNITED STATES  
FOR QUARTER ENDING MARCH 31, 1990**

OUTSIDE UNITED STATES	DOD TOTAL	ARMY FACILITIES	NAVY FACILITIES	AIR FORCE FACILITIES
ADMISSIONS OF DEPENDENTS OF US ACTIVE DUTY PERSONNEL (PHS, CG, NOAA)	17,479	8,734	3,518	5,227
ARMY	8,353	7,337	223	793
NAVY-MARINE CORPS	2,906	110	2,569	227
AIR FORCE	6,220	1,287	726	4,207
ADMISSIONS OF DEPENDENTS OF RETIRED AND DECEASED US MILITARY PERSONNEL	839	277	267	295
ARMY	343	208	87	48
NAVY-MARINE CORPS	267	19	141	107
AIR FORCE	229	50	39	140
ADMISSIONS OF DEPENDENTS OF OTHER UNIFORMED PERSONNEL (PHS, CG, NOAA)	32	0	25	7
ADMISSIONS OF ALL OTHER BENEFICIARIES	1,781	981	342	458

Prepared by: Washington Headquarters Services  
Directorate for Information  
Operations and Reports

**TABLE 3.1  
DEPARTMENT OF DEFENSE  
OUTPATIENT VISITS AND LIVE BIRTHS  
AT FIXED MILITARY FACILITIES - WORLDWIDE  
FOR QUARTER ENDING MARCH 31, 1990**

<b>WORLDWIDE</b>	<b>DOD TOTAL</b>	<b>ARMY FACILITIES</b>	<b>NAVY FACILITIES</b>	<b>AIR FORCE FACILITIES</b>
NUMBER OF OUTPATIENT VISITS - TOTAL	12,291,808	5,288,038	2,841,580	4,162,190
OUTPATIENT VISITS BY US ACTIVE DUTY UNIFORMED PERSONNEL - TOTAL	4,911,511	2,133,353	1,423,623	1,354,535
MILITARY - TOTAL	4,891,349	2,128,683	1,412,876	1,349,790
ARMY	2,116,612	2,023,473	22,953	70,186
NAVY-MARINE CORPS	1,464,881	51,849	1,372,159	40,873
AIR FORCE	1,309,856	53,361	17,764	1,238,731
OTHER UNIFORMED PERSONNEL (PHS, CG, NOAA) - TOTAL	20,162	4,670	10,747	4,745
OUTPATIENT VISITS BY RETIRED US UNIFORMED PERSONNEL - TOTAL	1,070,605	453,446	189,601	427,558
OUTPATIENT VISITS BY DEPENDENTS OF US ACTIVE DUTY UNIFORMED PERSONNEL - TOTAL	4,324,742	1,821,957	828,615	1,674,170
DEPENDENTS OF MILITARY PERSONNEL - TOTAL	4,292,409	1,813,899	817,346	1,661,164
ARMY	1,759,116	1,590,562	35,930	132,624
NAVY-MARINE CORPS	938,784	104,324	750,340	84,120
AIR FORCE	1,594,509	119,013	31,076	1,444,420
DEPENDENTS OF OTHER UNIFORMED PERSONNEL (PHS, CG, NOAA) - TOTAL	32,333	8,058	11,269	13,006

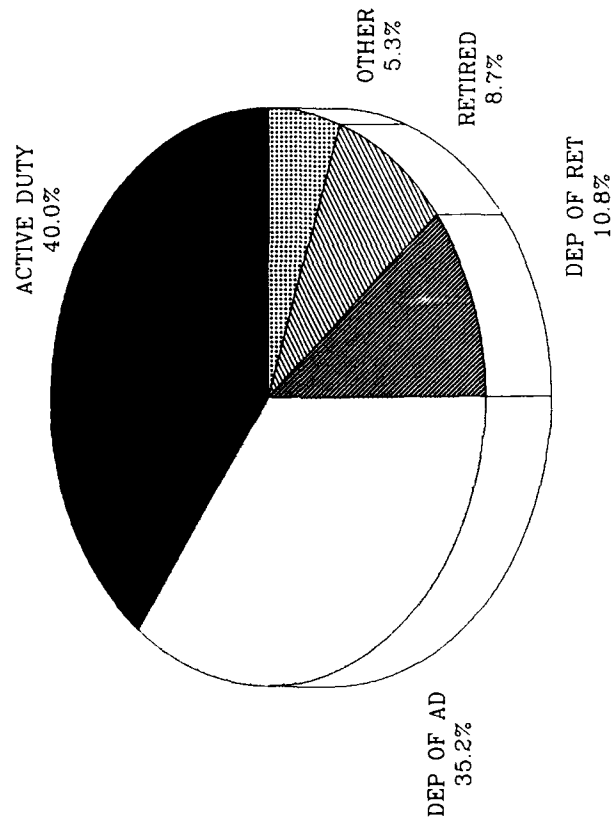
Prepared by: Washington Headquarters Services  
Directorate for Information  
Operations and Reports

**TABLE 3.1  
DEPARTMENT OF DEFENSE  
OUTPATIENT VISITS AND LIVE BIRTHS  
AT FIXED MILITARY FACILITIES - WORLDWIDE  
FOR QUARTER ENDING MARCH 31, 1990**

<b>WORLDWIDE</b>	<b>DOD TOTAL</b>	<b>ARMY FACILITIES</b>	<b>NAVY FACILITIES</b>	<b>AIR FORCE FACILITIES</b>
OUTPATIENT VISITS BY DEPENDENTS OF RETIRED AND DECEASED US UNIFORMED PERSONNEL - TOTAL	1,328,140	543,435	212,122	572,583
OUTPATIENT VISITS BY ALL OTHER BENEFICIARIES - TOTAL	656,810	335,847	187,619	133,344
NUMBER OF LIVE BIRTHS - TOTAL	23,352	9,848	5,359	8,145

Prepared by: Washington Headquarters Services  
Directorate for Information  
Operations and Reports

OUTPATIENT VISITS  
PERCENT OF WORLDWIDE TOTAL  
QUARTER ENDING MARCH 31, 1990



Prepared by: Washington Headquarters Services  
Directorate for Information  
Operations and Reports

FIGURE 3.1

**TABLE 3.2  
DEPARTMENT OF DEFENSE  
OUTPATIENT VISITS AND LIVE BIRTHS  
AT FIXED MILITARY FACILITIES IN THE UNITED STATES  
FOR QUARTER ENDING MARCH 31, 1990**

UNITED STATES	DOD TOTAL	ARMY FACILITIES	NAVY FACILITIES	AIR FORCE FACILITIES
NUMBER OF OUTPATIENT VISITS - TOTAL	10,224,889	4,261,162	2,441,563	3,522,164
OUTPATIENT VISITS BY US ACTIVE DUTY UNIFORMED PERSONNEL - TOTAL	3,933,912	1,626,220	1,230,718	1,076,974
MILITARY - TOTAL	3,914,847	1,621,566	1,220,905	1,072,376
ARMY	1,599,744	1,533,975	18,917	46,852
NAVY-MARINE CORPS	1,271,285	48,060	1,191,188	32,037
AIR FORCE	1,043,818	39,531	10,800	993,487
OTHER UNIFORMED PERSONNEL (PHS,CG,NOAA) - TOTAL	19,065	4,654	9,813	4,598
OUTPATIENT VISITS BY RETIRED US UNIFORMED PERSONNEL - TOTAL	1,035,266	437,347	179,765	418,154
OUTPATIENT VISITS BY DEPENDENTS OF US ACTIVE DUTY UNIFORMED PERSONNEL - TOTAL	3,413,926	1,382,025	677,421	1,354,480
DEPENDENTS OF MILITARY PERSONNEL - TOTAL	3,382,942	1,373,991	667,069	1,341,882
ARMY	1,312,007	1,182,442	29,986	99,579
NAVY-MARINE CORPS	796,584	100,253	619,419	76,912
AIR FORCE	1,274,351	91,296	17,664	1,165,391
DEPENDENTS OF OTHER UNIFORMED PERSONNEL (PHS,CG,NOAA) - TOTAL	30,984	8,034	10,352	12,598

Prepared by: Washington Headquarters Services  
Directorate for Information  
Operations and Reports

**TABLE 3.2  
DEPARTMENT OF DEFENSE  
OUTPATIENT VISITS AND LIVE BIRTHS  
AT FIXED MILITARY FACILITIES IN THE UNITED STATES  
FOR QUARTER ENDING MARCH 31, 1990**

UNITED STATES	DOD TOTAL	ARMY FACILITIES	NAVY FACILITIES	AIR FORCE FACILITIES
OUTPATIENT VISITS BY DEPENDENTS OF RETIRED AND DECEASED US UNIFORMED PERSONNEL	- TOTAL 1,296,716	532,331	201,139	563,246
OUTPATIENT VISITS BY ALL OTHER BENEFICIARIES	- TOTAL 545,069	283,239	152,520	109,310
NUMBER OF LIVE BIRTHS	- TOTAL 18,647	7,526	4,271	6,850

Prepared by: Washington Headquarters Services  
Directorate for Information  
Operations and Reports

**TABLE 3.3  
DEPARTMENT OF DEFENSE  
OUTPATIENT VISITS AND LIVE BIRTHS  
AT FIXED MILITARY FACILITIES OUTSIDE THE UNITED STATES  
FOR QUARTER ENDING MARCH 31, 1990**

OUTSIDE UNITED STATES	DOD TOTAL	ARMY FACILITIES	NAVY FACILITIES	AIR FORCE FACILITIES
NUMBER OF OUTPATIENT VISITS - TOTAL	2,066,919	1,026,876	400,017	640,026
OUTPATIENT VISITS BY US ACTIVE DUTY UNIFORMED PERSONNEL	977,599	507,133	192,905	277,561
MILITARY	976,502	507,117	191,971	277,414
ARMY	516,868	489,498	4,036	23,334
NAVY-MARINE CORPS	193,596	3,789	180,971	8,836
AIR FORCE	266,038	13,830	6,964	245,244
OTHER UNIFORMED PERSONNEL (PHS,CG,NOAA)	1,097	16	934	147
OUTPATIENT VISITS BY RETIRED US UNIFORMED PERSONNEL - TOTAL	35,339	16,099	9,836	9,404
OUTPATIENT VISITS BY DEPENDENTS OF US ACTIVE DUTY UNIFORMED PERSONNEL	910,816	439,932	151,194	319,690
DEPENDENTS OF MILITARY PERSONNEL	909,467	439,908	150,277	319,282
ARMY	447,109	408,120	5,944	33,045
NAVY-MARINE CORPS	142,200	4,071	130,921	7,208
AIR FORCE	320,158	27,717	13,412	279,029
DEPENDENTS OF OTHER UNIFORMED PERSONNEL (PHS,CG,NOAA)	1,349	24	917	408

Prepared by: Washington Headquarters Services  
Directorate for Information  
Operations and Reports



**TABLE 3.3  
DEPARTMENT OF DEFENSE  
OUTPATIENT VISITS AND LIVE BIRTHS  
AT FIXED MILITARY FACILITIES OUTSIDE THE UNITED STATES  
FOR QUARTER ENDING MARCH 31, 1990**

OUTSIDE UNITED STATES	DOD TOTAL	ARMY FACILITIES	NAVY FACILITIES	AIR FORCE FACILITIES
OUTPATIENT VISITS BY DEPENDENTS OF RETIRED AND DECEASED US UNIFORMED PERSONNEL - TOTAL	31,424	11,104	10,983	9,337
OUTPATIENT VISITS BY ALL OTHER BENEFICIARIES - TOTAL	111,741	52,608	35,099	24,034
NUMBER OF LIVE BIRTHS - TOTAL	4,705	2,322	1,088	1,295

Prepared by: Washington Headquarters Services  
Directorate for Information  
Operations and Reports

## GLOSSARY

Admission. An admission is the act of placing an individual under treatment or observation in a medical center or a hospital. The day of admission is the day on which the medical center or hospital makes a formal acceptance of the patient who is to be provided with room, board, and continuous nursing service in an area of the hospital where patients normally stay at least overnight. If both an admission and discharge occur on the same day, then that day is considered as a day of admission and shall be counted as one occupied bed day. The admission of a newborn is deemed to occur at time of birth.

Live Births. A live birth is the complete expulsion or extraction from its mother of a product of conception, irrespective of the duration of pregnancy which after such separation, breathes or shows any other evidence of life such as beating of the heart, pulsation of the umbilical cord, or definite movement of voluntary muscles, whether or not the umbilical cord has been cut, or the placenta is attached; each such product of such a birth is considered liveborn.

Occupied Bed. A bed assigned as of midnight to a patient, to include a patient on pass or liberty not in excess of 72 hours, and any bassinets assigned to a newborn infant whose mother has been discharged from the hospital. The definition excludes: any bed assigned to a patient subsisting out, on leave, or absent without leave, and any bed occupied by a transient patient.

Operating Bed. A bed that is currently set up and ready in all respects for the care of a patient. It must include supporting space, equipment and staff to operate under normal circumstances. Excluded are nursery bassinets and transient patients' beds.

Operating Bassinet. A bed designed for the care of an infant that is currently set up in the newborn nursery and ready in all respects for use. It must include support space, equipment and staff to operate under normal circumstances. Excluded are infant transporters.

Outpatient Visits. Visits made to each dispensary or separate, organized clinic of a fixed medical treatment facility for medical advice, examination, diagnosis, treatment, evaluation, consultation, or counseling, including visits by military patients who are excused from duty for medical reasons but who have not been admitted for inpatient care in a facility authorized beds for inpatient care and any visits made incident to complete physicals or flight physicals.