

REPORT DOCUMENTATION PAGE

910 FILE COPY

Form Approved
OMB No. 0704-0188

1a. REPORT SECURITY CLASSIFICATION

AD-A222 552

1b. RESTRICTIVE MARKINGS

①

3. DISTRIBUTION/AVAILABILITY OF REPORT
Approved for public release;
distribution is unlimited.

5. MONITORING ORGANIZATION REPORT NUMBER(S)

6a. NAME OF PERFORMING ORGANIZATION
UNIV OF SOUTHERN CALIFORNIA

6b. OFFICE SYMBOL
(if applicable)

7a. NAME OF MONITORING ORGANIZATION
ONR

6c. ADDRESS (City, State, and ZIP Code)
University Park
Los Angeles, CA 90089-1661

7b. ADDRESS (City, State, and ZIP Code)
Chemistry Division, Code 1113
800 N. Quincy St., Arlington, VA 22217-5000

8a. NAME OF FUNDING/SPONSORING ORGANIZATION
ONR

8b. OFFICE SYMBOL
(if applicable)

9. PROCUREMENT INSTRUMENT IDENTIFICATION NUMBER
N00014-89-J-1961

8c. ADDRESS (City, State, and ZIP Code)
Chemistry Division, Code 1113
800 N. Quincy St., Arlington, VA 22217-5000

10. SOURCE OF FUNDING NUMBERS

| PROGRAM ELEMENT NO. | PROJECT NO. | TASK NO. | WORK UNIT ACCESSION NO. |
|---------------------|-------------|----------|-------------------------|
| | | | |

11. TITLE (Include Security Classification)

(U) COMPOSITE MATERIALS WITH IMPROVED PROPERTIES IN COMPRESSION

12. PERSONAL AUTHOR(S)

Y.T. Park, S.Q. Zhou, D. Zhao, G. Manuel, R. Bau and W.P. Weber

13a. TYPE OF REPORT
Interim

13b. TIME COVERED
FROM _____ TO _____

14. DATE OF REPORT (Year, Month, Day)
May 9, 1990

15. PAGE COUNT
24

16. SUPPLEMENTARY NOTATION

Synthesis and Dimerization 2,3-Dimethyl-5-Silaspiro[4.4]nona-2,7-diene.
Organometallics, submitted (1990).

→ Composite materials (JG)

17. COSATI CODES

| FIELD | GROUP | SUB-GROUP |
|-------|-------|-----------|
| | | |
| | | |
| | | |

18. SUBJECT TERMS (Continue on reverse if necessary and identify by block number)

Dimerization of 2,3-Dimethyl-5-silaspiro[4.4]nona-2,7-diene,
5,10-Disiladispiro[4,4,4,4]octadeca-2,7,12,16-tetraene,
Structure by X-ray crystallography, ORGANOMETALLIC COMPOUNDS

19. ABSTRACT (Continue on reverse if necessary and identify by block number)

Unsymmetrical 2,3-dimethyl-5-silaspiro[4,4]nona-2,7-diene (I) has been prepared by a dissolving metal reaction between 1,1-dichloro-1-silacyclopent-3-ene (III) and 2,3-dimethyl-1,3-butadiene. Ring opening reactions of I catalyzed by alkyllithium reagents and hexamethylphosphoramide (HMPA) have been explored. High yields of the dimer 2,3,12,13-tetramethyl-5,10-disiladispiro[4,4,4,4]octadeca-2,7,12,16-tetraene (II) are formed in these reactions. The structure of II in space group P_1 (triclinic) with unit cell parameters: $a=7.826(3)$ Å, $b=9.415(3)$ Å, $c=7.421(3)$ Å, $\alpha = 94.23^\circ$, $\beta = 114.56(3)^\circ$, $\gamma = 89.34(3)^\circ$, $V=496.0(3)$ Å³, and $Z=1$.

DTIC
ELECTE
MAY 15 1990
S E D

20. DISTRIBUTION/AVAILABILITY OF ABSTRACT
 UNCLASSIFIED/UNLIMITED SAME AS RPT. DTIC USERS

21. ABSTRACT SECURITY CLASSIFICATION
UNCLASSIFIED

22a. NAME OF RESPONSIBLE INDIVIDUAL
JOANN MILIKEN

22b. TELEPHONE (Include Area Code)
(202) 696-4409

22c. OFFICE SYMBOL

APPENDIX VII

Synthesis and Dimerization 2,3-Dimethyl-5-Silaspiro[4,4]nona-2,7-diene.

Young Tae Park, Stephen Q. Zhou, Dong Zhao, Georges Manuel,
Robert Bau and William P. Weber*

Donald P. and Katherine B. Loker Hydrocarbon Research Institute,
Department of Chemistry, University of Southern California, Los
Angeles, California 90089-1661 USA.

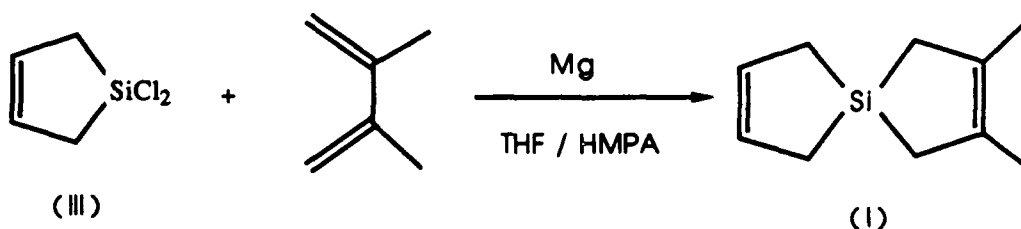
Summary:

Unsymmetrical 2,3-dimethyl-5-silaspiro[4,4]nona-2,7-diene (I) has been prepared by a dissolving metal reaction between 1,1-dichloro-1-silacyclopent-3-ene (III) and 2,3-dimethyl-1,3-butadiene. Ring opening reactions of I catalyzed by alkyl-lithium reagents and hexamethylphosphoramide (HMPA) have been explored. High yields of the dimer 2,3,12,13-tetramethyl-5,10-disiladispiro[4,4,4,4]octadeca-2,7,12,16-tetraene (II) are formed in these reactions. The structure of II has been determined by X-ray crystallography. II crystallized in space group $P\bar{1}$ (triclinic) with unit cell parameters: $a = 7.826(3) \text{ \AA}$, $b = 9.415(3) \text{ \AA}$, $c = 7.421(3) \text{ \AA}$, $\alpha = 94.11(3)^\circ$, $\beta = 114.56(3)^\circ$, $\gamma = 89.34(3)^\circ$, $V = 496.0(3) \text{ \AA}^3$, and $Z = 1$.

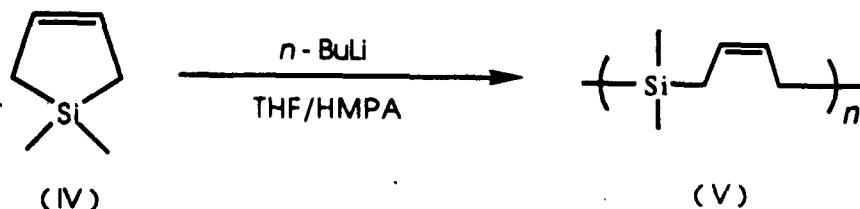


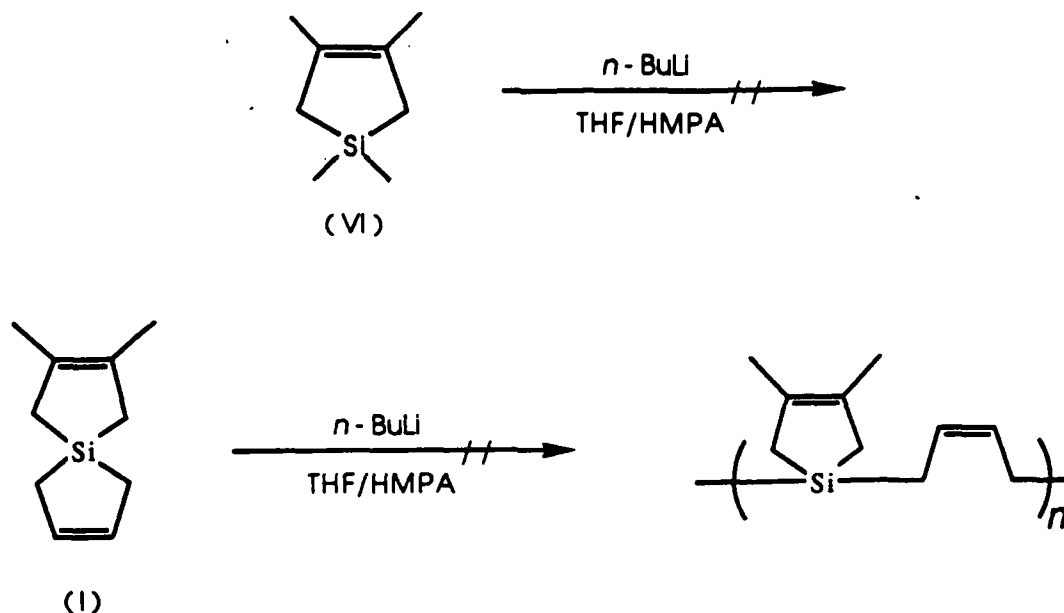
| | |
|---------------------|-------------------------------------|
| Accession For | |
| NTIS GRA&I | <input checked="" type="checkbox"/> |
| DTIC TAB | <input type="checkbox"/> |
| Unannounced | <input type="checkbox"/> |
| Justification | |
| By _____ | |
| Distribution/ _____ | |
| Availability Codes | |
| Dist | Avail and/or Special |
| A-1 | |

While a few symmetrical 5-silaspiro[4,4]nona-2,7-dienes have been prepared, ¹⁻³ no unsymmetrically substituted examples of this ring system are known. We have prepared unsymmetrical 2,3-dimethyl-5-silaspiro[4,4]nona-2,7-diene (I) by the dissolving metal reaction of 2,3-dimethyl-1,3-butadiene with 1,1-dichlorosilacyclopent-3-ene (III) and magnesium in THF and HMPA. The recently reported preparation of III from readily available starting materials makes this synthetic route feasible. ⁴



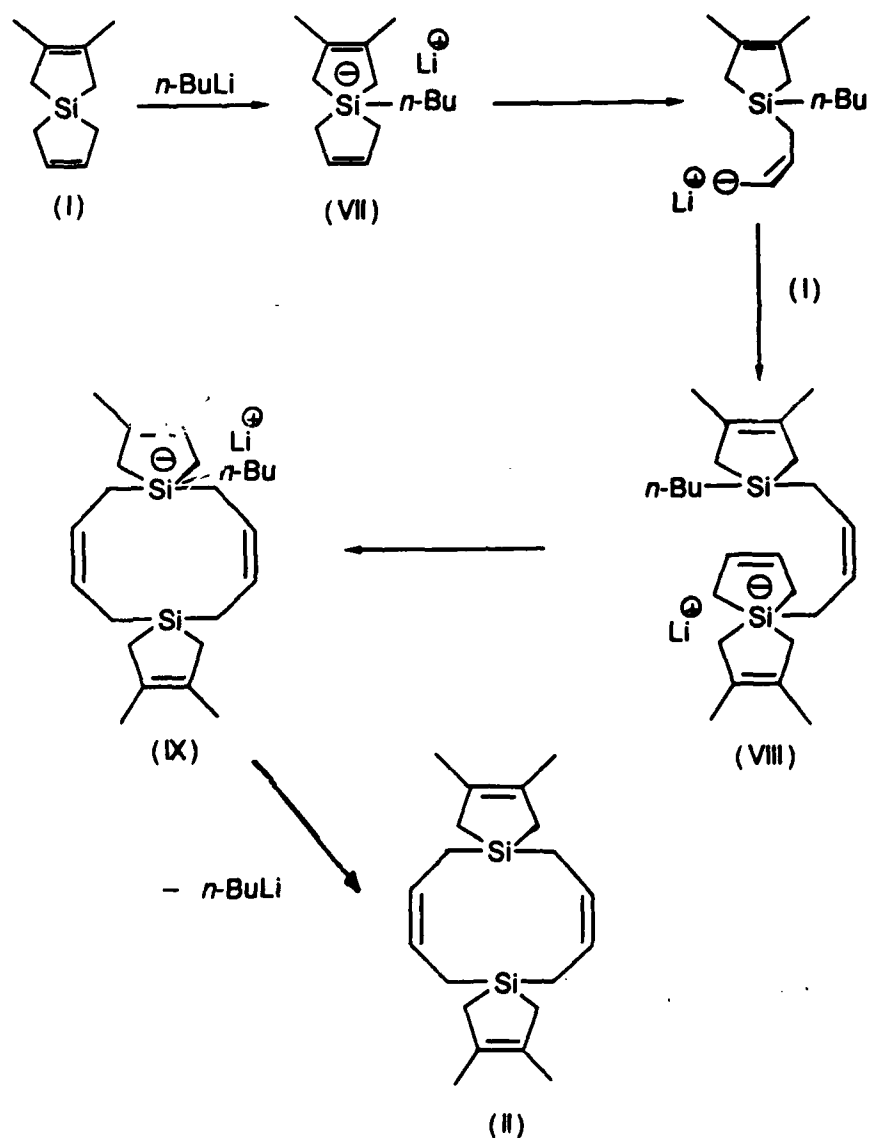
We anticipated that treatment of I with catalytic amounts of alkyllithium reagent and HMPA in THF at low temperature would result in a polymer formed by the selective ring opening of the substituted 1-silacyclopent-3-ene ring of I. Such a polymer, poly(3,4-dimethyl-1-silacyclopent-3-en-1-ylene-cis-but-2-en-1,4-ylene), would have 1,4-(cis-but-2-ene) units bonded to the silicon atoms of the 3,4-dimethyl-1-silacyclopent-3-ene rings. This expectation was based on our previous work which has shown that while 1,1-dimethyl-1-silacyclopent-ene (IV) undergoes polymerization under these conditions to yield poly-(1,1-dimethyl-1-silacyclopent-3-ene) (V), ⁵ 1,1,3,3-tetramethyl-1-silacyclopent-3-ene (VI) does not. ⁶





To our surprise, treatment of I under these conditions lead to almost quantitative formation of a dimer, 2,3,12,13-tetramethyl-5,10-disiladispiro[4,4,4,4]octadeca-2,7,12,16-tetraene (II). The central ring of II is the first example of the 1,6-disiladeca-3,8-diene ring system of which we are aware. We believe that II is formed by anionic attack on the silyl center of I by an alkyl lithium reagent to form a pentacoordinate hypervalent silicon species (VII). Ring opening of the unsubstituted ring of VII occurs to generate a *cis*-allyl anion which reacts with another molecule of I to form a new hypervalent silicate intermediate (VIII). This process must occur faster than rotation about the partial carbon-carbon double bonds of the *cis*-allyl anion which would converted it into a *trans*-allyl anion. This appears reasonable since an energy barriers of approximately fifteen kcal/mol have been measured for this type of isomerization process.⁷ Ring opening of the unsubstituted five membered ring of

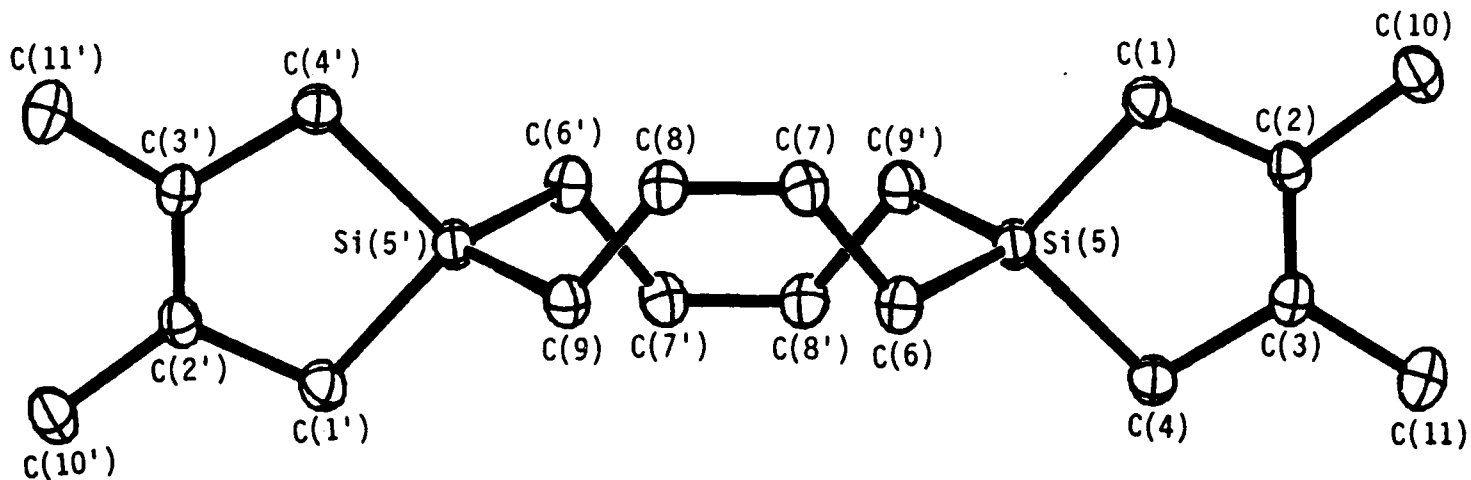
VIII leads to a new *cis*-allyl anion intermediate which reacts intramolecularly with the other silicon atom of VIII faster than it reacts with another molecule of I. This process forms the central ten membered ring of II and yields a new hypervalent siliconate species (IX) which loses a molecule of alkyl lithium to give II. Thus alkyl lithium reagents catalyze the conversion of I to II. This is unexpected since it is dependent on the ability of an allyl anion to displace an alkyl lithium from a silyl center. This is unusual since allyl anions are thermodynamically more stable than alkyl anions. ⁸



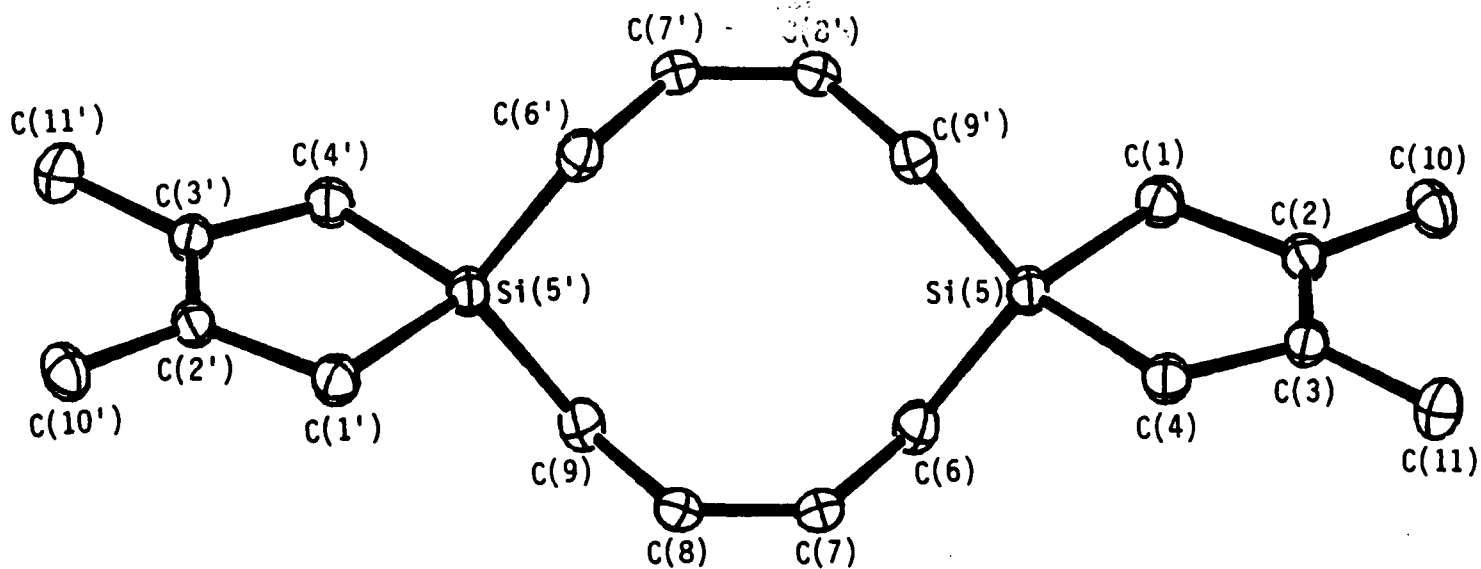
It was not possible to definitely assign the structure of II on the basis of NMR spectroscopy. Thus, ^1H , ^{13}C and ^{29}Si NMR spectra were consistent with two highly symmetrical structures: II or 7,8,16,17-tetramethyl-5,10-disiladispiro[4,4,4,4]octadeca-2,7,12,16-tetraene. The chemical shifts of the vinyl protons and carbons favor II. In particular, the ^1H NMR signals for the vinyl protons of IV are found at 5.73 ppm while those for V are found at 5.29 ppm. Similarly, the ^1H NMR resonance for the vinyl protons of I comes at 5.91 ppm while those for II are found at 5.30 ppm. The ^{13}C NMR signals assigned to the vinyl carbons of II are found at 130.58 and 122.92 ppm. These resonances can be compared to the vinyl carbon resonances for IV at 130.74 ppm and those for V which is found at 123.22 ppm. The ^{13}C NMR signals assigned to the non-equivalent vinyl carbons of I are found at 131.16 and 130.87 ppm. Similarly, the vinyl carbon resonances of VI is found at 130.56 ppm. Finally, the ^{29}Si resonance in I is found at 25.54 ppm while that of the dimer II is observed at 11.87 ppm. This upfield shift is similar in magnitude to that observed when one compares the ^{29}Si NMR of IV at 16.5 ppm to that of V which is found at 2.17 ppm.

The structure of the dimer was confirmed by X-ray crystallography. The Si-C bonds of II are between 1.872 and 1.878 Å, while the C-C single bonds are between 1.495 and 1.516 Å in length. The C-C double bonds are between 1.325 and 1.327 Å. The C-Si-C bond angle in the five member silacyclopent-3-ene ring is 95.2°. For comparison this is slightly larger than the C-Si-C bond angle of 92.6° which is found in 1,1-dimethyl-2,3,4,5-tetra-

phenylsilole. 9,10



ORTEP diagram - side view of II.



ORTEP diagram - top view of II.

Experimental

X-ray Structure Analysis of II.

Crystals suitable for an x-ray structure analysis were grown by cooling a concentrated THF solution of II in a refrigerator. A crystal of dimensions 0.5 x 0.3 x 0.2 mm was used for crystal and intensity data collection.

X-ray data were collected at room temperature by using a Nicolet/Syntex P2₁ diffractometer with MoK_α radiation and a maximum 2θ of 50°. The orientation matrix and unit cell parameters were determined from the angular setting of 15 well-centered reflections. Three check reflections showed no significant change in intensity during the period of data collection. A total of 1809 reflections were measured.

Compound II crystallizes in space group P₁ (triclinic) with unit cell parameters: a = 7.826(3) Å, b = 9.415(3) Å, c = 7.421(3) Å, α = 94.11(3)°, β = 114.56(3)°, γ = 89.34(3)°, and V = 496.0(3) Å³. Application of direct methods¹¹ yielded the position of the silicon atoms; the other non-hydrogen atoms were located from a series of structure-factor-calculation/difference Fourier calculations. Full matrix least squares refinement¹¹ (including calculated positions of hydrogen atoms) yielded a final agreement factor of 3.3% for 1478 non-zero reflections [I > 3σ(I)]. For details of the X-ray structure and its determination see Supplemental material.

¹H, ¹³C and ²⁹Si NMR spectra were recorded on an IBM-Brucker 270-SY or Brucker AM-360 spectrometer operating in the Fourier

Transform mode. ^{13}C NMR spectra were run with broad band proton decoupling. A DEPT pulse sequence was used to obtain ^{29}Si NMR spectra. This was effective since all the silicon atoms have at least one methylene group bonded to them. ¹² Identical ^{29}Si NMR spectra could be obtained by use of a heteronuclear gated decoupling pulse sequence (NONOE) with a pulse delay of 30 seconds. ¹³ Ten to fifteen percent solutions in chloroform-*d* were used to obtain ^{13}C and ^{29}Si NMR spectra. Five percent solutions were used to obtain ^1H NMR spectra. Chloroform was utilized as an internal standard for ^1H and ^{13}C NMR spectra. ^{29}Si NMR spectra were externally referenced to TMS.

IR spectra were recorded on a Perkin-Elmer PE-281 spectrometer. Spectra of oils were taken as neat films on NaCl plates. IR spectra of solids were taken on KBr pellets.

Low resolution mass spectra were obtained on a Finnigan Mat Incos 50 GCMS instrument at an ionizing voltage of 70 eV. A 0.25 mm x 30 m fused silica DB-5 capillary column was used in the gas chromatographic inlet of the mass spectrometer. High resolution mass spectra were obtained at the University of California Riverside Mass Spectrometry Facility on a VG-7070 EHF mass spectrometer at an ionizing voltage of 20 eV. Exact masses were determined by peak matching against known masses of perfluorokerosene.

Elemental analysis was performed by Galbraith Laboratories, Knoxville, TN.

Tetrahydrofuran (THF) was distilled immediately prior to use from a deep blue solution of sodium benzophenone ketyl. Hexamethylphosphoramide (HMPA) was distilled from calcium hydride and was stored over activated 4 Å molecular sieves. 2,3-Dimethyl-1,3-

butadiene and active magnesium powder were purchased from Aldrich Chemical Co. Inc.

All glassware was dried overnight in an oven at 120°C. It was assembled and was flame dried under an atmosphere of purified Argon. All reactions and transfers were conducted under an atmosphere of purified Argon.

2,3-Dimethyl-5-silaspiro[4,4]nona-2,7-diene (II)

In a 500 mL three neck rb flask equipped with a reflux condenser, a pressure equalizing addition funnel and a Teflon covered magnetic stirring bar was placed magnesium powder (2.48 g, 0.1 mol), 2,3-dimethyl-1,3-butadiene (8.4 g, 0.1 mol), THF (63 mL) and HMPA (17 mL). ¹⁴ The flask and its contents were cooled to 0°C. I (10.4 g, 68 mmol) ⁴ and THF (20 mL) were placed in the addition funnel. This solution was added dropwise to the vigorously stirred suspension of magnesium powder over 1 h. The reaction mixture was allowed to warm to rt and was stirred for 72 h. Pentane (100 mL) was added. Saturated aqueous ammonium chloride (100 mL) was then added dropwise with vigorous stirring. The organic layer was separated, washed with water, dried over anhydrous magnesium sulfate and filtered. The organic solvents were removed by fractional distillation through a 15 cm vacuum jacketed Vigreux column. The residue was transferred to a smaller flask and the distillation was continued under reduced pressure. A fraction, bp 108-110°C/11 mm, 4.4 g, 40% yield was obtained. It had the following properties. ¹H NMR δ: 1.45(d,4H, J = 1.0 Hz), 1.51(d,4H, J = 1.1 Hz), 1.72(t,6H, J = 1.0 Hz), 5.91(t,2H, J = 1.0 Hz). ¹³C NMR δ: 16.54, 19.18, 24.13, 130.87, 131.16. ²⁹Si NMR δ

: 25.54. IR ν : 3020, 2970, 2890, 2880, 1605, 1440, 1395, 1205, 1175, 1090, 940, 820, 760, 725, 615 cm^{-1} . GC/MS m/e (rel. intensity): 166(3.5), 165(12.9), 164(82.4) M^+ , 149(4.0) $\text{M}-15^+$, 136(4.4), 123(3.2), 122(10.0), 112(3.7), 111(12.6), 110(100.0) $\text{M}-\text{C}_4\text{H}_6^+$, 97(4.0), 96(9.8), 95(83.2) $\text{M}-\text{C}_4\text{H}_6-15^+$, 84(2.1), 82(25.6) $\text{M}-\text{C}_6\text{H}_{10}^+$, 71.(2.2), 70(3.7), 69(17.2), 68(8.9), 67(28.3), 66(5.8), 65(2.7), 59(1.7), 58(1.8), 57(3.5), 56(5.3), 55(34.7), 54(16.5), 53(26.8), 51(2.5), 50(1.1). High resolution MS m/e Calcd for $\text{C}_{10}\text{H}_{16}\text{Si} \text{M}^+$ 164.1021; Found 164.1023. Elemental Anal. Calcd. for $\text{C}_{10}\text{H}_{16}\text{Si}$: C, 73.09; H, 9.82. Found: C, 72.59; H, 10.20.

Reaction of I with *n*-Butyllithium

I (1.5 g, 9.1 mmol), THF (40 mL) and 30 μ L of HMPA were placed in a flame dried 100 mL Schlenk flask equipped with a Teflon covered magnetic stirring bar. The flask was sealed with a rubber septum and was cooled to -78°C in a dry-ice/acetone bath. *n*-Butyllithium (2.5 M, 100 L, 0.25 mmol) was added slowly to the well stirred reaction mixture which became yellowish and milky. The reaction was stirred for 3 h. It was quenched by addition of 10 mL of saturated aqueous ammonium chloride while the reaction was maintained at -78°C . Ether (300 mL) was added to dissolve the product. The organic layer was washed with water (3 x 50 mL), dried over anhydrous calcium chloride, filtered and the volatile organic solvents were removed by evaporation under reduced pressure. In this way, 1.45 g, 97% yield, of II was obtained. It was recrystallized from hot THF, mp $160-162^\circ\text{C}$. It had the following spectral properties. ^1H NMR δ : 1.38(d, 8H, $J = 0.9$ Hz), 1.56(d, 8H, $J = 6.6$ Hz), 1.69(s, 12H) 5.30(d of d, 4H, $J = 6.8$ and 0.9 Hz). ^{13}C

NMR δ : 14.06, 19.34, 22.99, 122.92, 130.58. ^{29}Si NMR δ : 11.87. IR (KBr) ν : 2996, 2973, 2943, 2909, 2884, 2869, 2775, 1635, 1439, 1408, 1393, 1375, 1366, 1268, 1178, 1151, 1124, 1055, 1025, 986, 932, 766, 730, 694, 685, 672, 636 cm^{-1} . GC/MS m/e (rel. intensity) 330(3.9), 329(11.7), 328(40.7) M^+ , 274(2.7), 273(6.7), 272(4.2), 246(2.5), 245(4.9), 244(2.6), 218(1.0), 166(4.0), 165(11.2), 164(62.7) $\text{C}_{10}\text{H}_{16}\text{Si}^+$, 163(3.6), 151(1.5), 150(2.6), 149(7.2), 147(1.5), 138(3.6), 137(15.1), 136(12.0), 135(5.8), 125(1.9), 124(3.5), 123(13.5), 122(17.4), 121(7.2), 113(1.1), 112(4.9), 111(21.0), 110(100.0) $\text{C}_6\text{H}_{10}\text{Si}^+$, 109(37.5), 108(11.0), 97(4.7), 96(6.1), 95(47.9), 94(3.9), 84(2.4), 83(12.7), 82(15.4), 71(3.3), 70(2.5), 69(14.2), 68(3.1), 67(10.2), 58(1.5), 57(1.3), 56(0.6), 55(12.2), 54(3.1). High resolution MS m/e calcd. for $\text{C}_{20}\text{H}_{32}\text{Si}_2 \text{M}^+$: 328.2042. Found: 328.2036. Elemental Anal. Calcd. for $\text{C}_{20}\text{H}_{32}\text{Si}_2$: C, 73.09; H, 9.81. Found: C, 73.30; H, 9.98.

Acknowledgements:

This work was supported by the Air Force Office of Scientific Research AFOSR 89-0007 and the Office of Naval Research.

References

1. Manuel, G.; Bertrand, G.; Weber, W. P.; Kazoura, S. A. *Organometallics*, 1984, 3, 1340.
2. Terunuma, D.; Hatta, S.; Araki, T.; Ueki, T.; Okazaki, T.; Suzuki, Y. *Bull. Chem. Soc. Jpn.* 1977, 50, 1545.
3. Saloman, R. G. *J. Org. Chem.*, 1974, 39, 3602.
4. Damrauer, R.; Laporterie, A.; Manuel, G.; Park, Y. T.; Simon, R.; Weber, W. P. *J. Organomet. Chem.*, in press 1990.
5. Zhang, X.; Zhou, Q.; Weber, W. P.; Horvath, R. F.; Chan, T.

- H.; Manuel, G. *Macromolecules*, 1988, 21, 1563.
6. Park, Y. T.; Manuel, G.; Weber, W. P. *Macromolecules*, 1990, 23, 1911.
7. Sandel, V. R.; McKinley, S. V.; Freedman, H. H. *J. Am. Chem. Soc.*, 1967, 90, 495.
8. Richey, H. G. Jr. The Properties of Alkene Carbonium Ions and Carbanions. In *The Chemistry of Alkenes Vol. 2* Zabicky, J., Ed.; Interscience Publishers, London, 1970, p 67-77.
9. Parkanyi, L. *J. Organomet. Chem.*, 1981, 216, 9.
10. Bel'skii, V. K.; Dzyabchenko, A. V. *Z. Struct. Khim.*, 1985, 26, 94.
11. Sheldrick, G. M., SHELX programs for crystal structure determination, University of Cambridge, U.K. 1976.
12. Pegg, D. T.; Doddrell, D. M.; Bendall, M. R. *J. Chem. Phys.*, 1982, 77, 2745.
13. Freeman, R.; Hill, H. D. W.; Kaptein, R. *J. Magn. Reson.*, 1972, 7, 327.
14. Manuel G.; Mazerolles, P; Cauquy G. *Syn. React. Inorg. Metal-Org. Chem.*, 1974, 4, 133.

SUPPLEMENTAL MATERIAL

**Table 1: Summary of Crystal Data and Refinement Results for
2,3,12,13-tetramethyl-5,10-disila[4,4,4]octadeca-2,7,12,16-tetraene**

| | |
|---|---------------------------------|
| molecular weight(g/mole) | 328.20 |
| space group | P $\bar{1}$ (No.2) |
| molecules per unit cell | 1 |
| a (Å) | 7.826(3) |
| b (Å) | 9.415(3) |
| c (Å) | 7.421(3) |
| α (deg) | 94.11(3) |
| β (deg) | 114.56(3) |
| γ (deg) | 89.34(3) |
| V (Å ³) | 496.0(3) |
| crystal Dimensions (mm) | 1.0x0.6x0.4 |
| calculated density (g cm ⁻³) | 1.10 |
| linear abs. coeff. (cm ⁻¹) | 1.42 |
| wavelength (Å) used for data collection | 0.71069 |
| Sin θ / λ limit (Å ⁻¹) | 0.5947 |
| total number of reflections measured | 1809 |
| number of reflections used in the structural analysis $I > 3\sigma(I)$ | 1478 |
| number of variable parameters | 164 |
| final agreement factors | R(F) = 0.0331 R(wF) = 0.0331 |

**Table 2: Final Atomic Coordinates for
2,3,12,13-tetramethyl-5,10-disila[4,4,4,4]octadeca-2,7,12,16-tetraene**

| Atom | x | y | z |
|------|------------|-------------|-------------|
| Si5 | 0.2718(1) | 0.1925(1) | 0.1046(1) |
| C 1 | 0.5295(3) | 0.1823(2) | 0.1654(4) |
| C 2 | 0.6007(3) | 0.3338(2) | 0.2349(3) |
| C 3 | 0.4776(3) | 0.4342(2) | 0.2257(3) |
| C 4 | 0.2721(3) | 0.3908(2) | 0.1493(4) |
| C 6 | 0.2106(3) | 0.0975(2) | 0.2840(4) |
| C 7 | 0.2255(3) | -0.0600(2) | 0.2658(3) |
| C 8 | 0.0879(3) | -0.1563(2) | 0.2130(3) |
| C 9 | 0.1157(3) | 0.1295(3) | -0.1585(4) |
| C10 | 0.8087(4) | 0.3575(3) | 0.3070(5) |
| C11 | 0.5233(4) | 0.5891(3) | 0.2839(4) |
| H1A | 0.5539(29) | 0.1500(22) | 0.0563(33) |
| H1B | 0.5893(29) | 0.1212(23) | 0.2604(33) |
| H4A | 0.2017(30) | 0.4326(22) | 0.0347(33) |
| H4B | 0.2228(29) | 0.4178(22) | 0.2407(33) |
| H6A | 0.2929(30) | 0.1346(22) | 0.4077(34) |
| H6B | 0.0891(31) | 0.1256(22) | 0.2689(31) |
| H7 | 0.3457(30) | -0.0936(22) | 0.2945(31) |
| H8 | 0.1190(28) | -0.2521(23) | 0.2047(31) |
| H9A | 0.1371(28) | 0.0324(24) | -0.1787(31) |
| H9B | 0.1554(29) | 0.1756(23) | -0.2340(32) |
| H10A | 0.8506(30) | 0.3342(22) | 0.2050(33) |
| H10B | 0.8795(30) | 0.3018(23) | 0.4060(33) |
| H10C | 0.8473(29) | 0.4569(24) | 0.3444(32) |
| H11A | 0.4672(29) | 0.6450(23) | 0.1794(33) |
| H11B | 0.4812(29) | 0.6236(22) | 0.3830(33) |
| H11C | 0.6522(31) | 0.6095(22) | 0.3408(32) |

Table 3: Temperature Factors for
2,3,12,13-tetramethyl-5,10-disila[4,4,4]octadeca-2,7,12,16-tetraene

| Atom | $U_{11} \times 10^3$ | $U_{22} \times 10^3$ | $U_{33} \times 10^3$ | $U_{12} \times 10^3$ | $U_{13} \times 10^3$ | $U_{23} \times 10^3$ |
|------|----------------------|----------------------|----------------------|----------------------|----------------------|----------------------|
| Si5 | 400(3) | 385(3) | 581(4) | -34(2) | 155(3) | 35(3) |
| C 1 | 460(12) | 444(12) | 628(15) | 40(10) | 197(11) | 68(11) |
| C 2 | 432(11) | 524(12) | 405(11) | -79(9) | 157(9) | 29(9) |
| C 3 | 529(12) | 429(11) | 401(11) | -89(9) | 196(10) | 18(9) |
| C 4 | 478(13) | 443(13) | 673(16) | 19(10) | 189(12) | 55(11) |
| C 6 | 488(13) | 511(13) | 519(13) | -60(10) | 162(11) | -30(10) |
| C 7 | 431(12) | 510(13) | 478(13) | 27(10) | 109(10) | 107(10) |
| C 8 | 528(13) | 434(12) | 486(12) | 11(10) | 133(10) | 110(10) |
| C 9 | 527(14) | 550(14) | 567(14) | -73(11) | 232(11) | 68(11) |
| C10 | 488(15) | 791(20) | 762(19) | -110(13) | 206(13) | 59(15) |
| C11 | 798(18) | 469(13) | 579(15) | -134(12) | 322(14) | -35(11) |

The complete temperature factor is $\exp[-2\pi^2(U_{11}h^2a^{*2} + U_{22}k^2b^{*2} + U_{33}l^2c^{*2} + 2U_{12}hka^*b^* + 2U_{13}hla^*c^* + 2U_{23}klb^*c^*)]$

Table 4: Bond Distances(\AA) for
2,3,12,13-tetramethyl-5,10-disila[4.4,4,4]octadeca-2,7,12,16-tetraene

| | |
|-------------|-----------|
| Si5 ---C 1 | 1.878(2) |
| Si5 ---C 4 | 1.872(2) |
| Si5 ---C 6 | 1.874(2) |
| Si5 ---C 9 | 1.877(2) |
| | |
| C 2 ---C 1 | 1.512(3) |
| C 3 ---C 2 | 1.327(3) |
| C 3 ---C 4 | 1.516(3) |
| C 6 ---C 7 | 1.487(3) |
| C 7 ---C 8 | 1.325(3) |
| C 8 ---C 9 | 1.495(3) |
| C 2 ---C10 | 1.501(3) |
| C 3 ---C11 | 1.495(3) |
| | |
| C 1 ---H1A | 0.937(22) |
| C 1 ---H1B | 0.908(22) |
| C 4 ---H4A | 0.914(22) |
| C 4 ---H4B | 0.930(22) |
| C 6 ---H6A | 0.921(22) |
| C 6 ---H6B | 0.947(21) |
| C 7 ---H7 | 0.931(21) |
| C 8 ---H8 | 0.937(21) |
| C 9 ---H9A | 0.940(21) |
| C 9 ---H9B | 0.884(22) |
| C10 ---H10A | 0.953(22) |
| C10 ---H10B | 0.912(22) |
| C10 ---H10C | 0.972(21) |
| C11 ---H11A | 0.917(22) |
| C11 ---H11B | 0.959(22) |
| C11 ---H11C | 0.934(21) |

**Table 5: Bond Angles (deg) for
2,3,12,13-tetramethyl-5,10-disila[4,4,4]octadeca-2,7,12,16-tetraene**

| | |
|----------------|-----------|
| C 1 -Si5 -C 4 | 95.2(1) |
| C 1 -Si5 -C 9 | 113.9(1) |
| C 6 -Si5 -C 1 | 111.4(1) |
| C 6 -Si5 -C 4 | 112.3(1) |
| C 6 -Si5 -C 9 | 110.8(1) |
| C 9 -Si5 -C 4 | 112.4(1) |
| Si5 -C 1 -C 2 | 103.7(1) |
| Si5 -C 4 -C 3 | 103.9(1) |
| Si5 -C 6 -C 7 | 114.2(2) |
| C 1 -C 2 -C10 | 116.0(2) |
| C 2 -C 3 -C 4 | 118.2(2) |
| C 2 -C 3 -C11 | 125.6(2) |
| C 3 -C 2 -C 1 | 118.6(2) |
| C 3 -C 2 -C10 | 125.4(2) |
| C 4 -C 3 -C11 | 116.2(2) |
| C 6 -C 7 -C 8 | 127.4(2) |
| Si5 -C 1 -H1A | 113.1(13) |
| Si5 -C 1 -H1B | 112.4(13) |
| Si5 -C 4 -H4A | 111.3(13) |
| Si5 -C 4 -H4B | 111.8(13) |
| Si5 -C 6 -H6A | 104.9(13) |
| Si5 -C 6 -H6B | 108.0(13) |
| Si5 -C 9 -H9A | 108.8(13) |
| Si5 -C 9 -H9B | 105.9(14) |
| C 2 -C 1 -H1A | 110.8(13) |
| C 2 -C 1 -H1B | 111.7(13) |
| C 2 -C10 -H10A | 112.0(13) |
| C 2 -C10 -H10B | 114.0(14) |
| C 2 -C10 -H10C | 113.1(13) |
| C 3 -C 4 -H4A | 110.9(13) |
| C 3 -C 4 -H4B | 111.7(13) |
| C 3 -C11 -H11A | 112.7(14) |
| C 3 -C11 -H11B | 111.8(13) |
| C 3 -C11 -H11C | 113.1(13) |
| C 6 -C 7 -H7 | 115.5(13) |
| C 7 -C 8 -H8 | 117.4(13) |

| | |
|---------------|-----------|
| H6A -C 6 -C 7 | 110.7(13) |
| H6B -C 6 -C 7 | 112.1(13) |
| H7 -C 7 -C 8 | 117.1(13) |

| | |
|----------------|-----------|
| H1A -C 1 -H1B | 105.4(18) |
| H4A -C 4 -H4B | 107.3(19) |
| H6A -C 6 -H6B | 106.4(18) |
| H9A -C 9 -H9B | 106.6(19) |
| H10A-C10 -H10B | 103.7(19) |
| H10A-C10 -H10C | 102.5(18) |
| H10B-C10 -H10C | 110.5(19) |
| H11A-C11 -H11B | 105.8(19) |
| H11A-C11 -H11C | 108.2(19) |
| H11B-C11 -H11C | 104.6(18) |

OBSERVED AND CALCULATED STRUCTURE FACTORS FOR S1-PBTK2 PIBAR

PAGE 1

| H | K | L | 10FO | 10FC | H | K | L | 10FO | 10FC | H | K | L | 10FO | 10FC | H | K | L | 10FO | 10FC | PAGE |
|----|---|---|------|------|----|---|---|------|------|----|-----|---|------|------|----|----|---|------|------|------|
| 1 | 0 | 0 | 200 | -204 | 1 | 3 | 0 | 66 | -62 | -5 | 7 | 0 | 28 | -29 | -3 | -9 | 1 | 58 | -58 | 69 |
| 3 | 0 | 0 | 204 | -201 | 2 | 3 | 0 | 24 | -19 | -2 | -9 | 1 | 93 | -93 | 0 | -9 | 1 | 16 | 14 | 86 |
| 3 | 0 | 0 | 257 | -248 | 3 | 3 | 0 | 86 | -91 | -2 | 7 | 0 | 98 | -96 | 0 | -9 | 1 | 81 | -78 | 34 |
| 4 | 0 | 0 | 171 | 176 | 4 | 3 | 0 | 40 | -41 | 0 | 7 | 0 | 28 | -31 | 2 | -9 | 1 | 54 | 54 | 102 |
| 5 | 0 | 0 | 80 | -89 | 5 | 3 | 0 | 139 | 143 | 1 | 7 | 0 | 14 | -14 | 3 | -9 | 1 | 30 | 29 | 19 |
| 6 | 0 | 0 | 80 | -77 | 6 | 3 | 0 | 64 | 63 | 2 | 7 | 0 | 142 | 148 | 4 | -9 | 1 | 36 | -36 | 58 |
| 7 | 0 | 0 | 17 | 13 | 7 | 3 | 0 | 52 | -54 | 3 | 7 | 0 | 33 | -33 | -6 | -8 | 1 | 37 | 35 | 11 |
| 8 | 0 | 0 | 32 | 30 | -7 | 4 | 0 | 48 | 49 | 4 | 7 | 0 | 91 | -93 | -3 | -8 | 1 | 54 | 56 | 64 |
| -8 | 1 | 0 | 50 | 47 | -6 | 4 | 0 | 45 | 45 | 5 | 7 | 0 | 46 | -50 | -2 | -8 | 1 | 27 | 27 | 19 |
| -7 | 1 | 0 | 41 | -40 | -5 | 4 | 0 | 65 | -63 | 6 | 7 | 0 | 46 | 46 | -1 | -8 | 1 | 33 | -31 | 116 |
| -6 | 1 | 0 | 126 | -128 | -3 | 4 | 0 | 200 | 209 | -6 | 8 | 0 | 17 | 14 | 0 | -9 | 1 | 136 | -138 | 122 |
| -5 | 1 | 0 | 64 | 57 | -2 | 4 | 0 | 104 | 98 | -6 | 8 | 0 | 14 | -8 | 1 | -8 | 1 | 63 | 62 | 68 |
| -4 | 1 | 0 | 100 | 104 | -1 | 4 | 0 | 247 | -249 | -4 | 8 | 0 | 86 | -86 | 2 | -8 | 1 | 52 | 54 | 25 |
| -3 | 1 | 0 | 233 | -223 | 0 | 4 | 0 | 356 | -348 | -3 | 8 | 0 | 11 | 15 | 3 | -8 | 1 | 33 | -33 | 197 |
| -2 | 1 | 0 | 190 | -194 | 1 | 4 | 0 | 286 | 277 | -1 | 8 | 0 | 60 | 56 | 4 | -8 | 1 | 24 | -23 | 121 |
| 0 | 1 | 0 | 50 | 51 | 2 | 4 | 0 | 90 | -87 | 0 | 8 | 0 | 101 | -103 | 5 | -8 | 1 | 22 | 19 | 51 |
| 1 | 1 | 0 | 109 | 107 | 3 | 4 | 0 | 60 | -58 | 1 | 8 | 0 | 72 | 71 | -6 | -7 | 1 | 42 | 40 | 103 |
| 2 | 1 | 0 | 158 | -155 | 4 | 4 | 0 | 16 | 16 | 2 | 8 | 0 | 65 | 61 | -5 | -7 | 1 | 55 | -56 | 62 |
| 3 | 1 | 0 | 304 | 299 | 5 | 4 | 0 | 78 | 83 | 3 | 8 | 0 | 24 | -22 | -4 | -7 | 1 | 54 | -56 | 115 |
| 4 | 1 | 0 | 128 | -131 | 6 | 4 | 0 | 29 | -31 | 5 | 8 | 0 | 39 | 38 | -3 | -7 | 1 | 81 | 82 | 44 |
| 5 | 1 | 0 | 82 | -80 | 7 | 4 | 0 | 26 | -22 | -4 | 9 | 0 | 43 | -40 | -2 | -7 | 1 | 87 | 91 | 47 |
| 6 | 1 | 0 | 77 | 27 | -7 | 5 | 0 | 64 | 62 | -3 | 9 | 0 | 46 | 45 | -1 | -7 | 1 | 138 | -143 | 47 |
| 7 | 1 | 0 | 35 | 32 | -6 | 5 | 0 | 17 | -16 | -2 | 9 | 0 | 32 | 31 | 0 | -7 | 1 | 38 | 37 | 26 |
| 8 | 1 | 0 | 34 | -32 | -5 | 5 | 0 | 96 | -93 | -1 | 9 | 0 | 82 | -84 | 1 | -7 | 1 | 32 | 33 | 35 |
| -8 | 2 | 0 | 35 | 32 | -4 | 5 | 0 | 92 | 89 | 0 | 9 | 0 | 20 | -17 | 2 | -7 | 1 | 53 | 54 | 99 |
| -7 | 2 | 0 | 79 | -80 | -3 | 5 | 0 | 117 | 118 | 1 | 9 | 0 | 71 | 67 | 3 | -7 | 1 | 124 | -125 | 60 |
| -6 | 2 | 0 | 61 | 56 | -2 | 5 | 0 | 73 | -76 | 3 | 9 | 0 | 63 | -65 | 5 | -7 | 1 | 20 | 18 | 32 |
| -5 | 2 | 0 | 14 | -13 | -1 | 5 | 0 | 141 | -138 | 4 | 9 | 0 | 15 | -15 | -7 | -6 | 1 | 54 | 53 | 17 |
| -4 | 2 | 0 | 14 | -13 | 0 | 5 | 0 | 193 | 192 | -3 | 10 | 0 | 45 | 46 | -6 | -6 | 1 | 61 | -62 | 128 |
| -3 | 2 | 0 | 157 | -154 | 1 | 5 | 0 | 114 | -112 | -2 | 10 | 0 | 25 | -25 | -5 | -6 | 1 | 110 | -110 | 240 |
| -2 | 2 | 0 | 156 | 154 | 3 | 5 | 0 | 93 | -89 | -1 | 10 | 0 | 33 | -35 | -4 | -6 | 1 | 86 | 87 | 167 |
| -1 | 2 | 0 | 173 | 175 | 4 | 5 | 0 | 202 | 207 | 0 | 10 | 0 | 44 | 39 | -3 | -6 | 1 | 128 | 131 | 56 |
| 0 | 2 | 0 | 118 | -120 | 5 | 5 | 0 | 105 | -109 | 2 | 10 | 0 | 74 | -72 | -2 | -6 | 1 | 37 | -40 | 21 |
| 1 | 2 | 0 | 200 | -204 | 6 | 5 | 0 | 36 | -32 | 3 | 10 | 0 | 19 | -15 | -1 | -6 | 1 | 132 | -137 | 49 |
| 2 | 2 | 0 | 58 | -59 | 7 | 5 | 0 | 12 | 14 | -1 | 11 | 0 | 50 | 46 | 0 | -6 | 1 | 136 | 134 | 74 |
| 4 | 2 | 0 | 8 | 5 | -7 | 6 | 0 | 11 | -4 | 0 | 11 | 0 | 22 | 22 | 1 | -6 | 1 | 136 | 138 | 55 |
| 5 | 2 | 0 | 92 | 93 | -6 | 6 | 0 | 61 | -63 | 0 | 11 | 0 | 62 | -61 | 2 | -6 | 1 | 103 | -101 | 40 |
| 6 | 2 | 0 | 34 | 33 | -4 | 6 | 0 | 53 | 53 | 0 | -11 | 1 | 49 | 45 | 3 | -6 | 1 | 47 | -47 | 69 |
| 7 | 2 | 0 | 13 | -13 | -3 | 6 | 0 | 30 | -35 | 1 | -11 | 1 | 15 | 13 | 5 | -6 | 1 | 23 | -23 | 43 |
| 8 | 2 | 0 | 54 | -52 | -2 | 6 | 0 | 67 | -63 | -4 | -10 | 1 | 34 | 32 | -6 | -6 | 1 | 28 | -25 | 126 |
| -8 | 3 | 0 | 34 | -35 | -1 | 6 | 0 | 67 | 76 | -3 | -10 | 1 | 48 | -48 | -7 | -5 | 1 | 33 | -30 | 8 |
| -6 | 3 | 0 | 17 | 18 | 0 | 6 | 0 | 48 | 53 | -2 | -10 | 1 | 49 | -48 | -6 | -5 | 1 | 85 | -86 | 113 |
| -5 | 3 | 0 | 129 | 127 | 1 | 6 | 0 | 27 | -29 | -1 | -10 | 1 | 49 | 46 | -5 | -5 | 1 | 81 | -84 | 67 |
| -4 | 3 | 0 | 121 | -114 | 2 | 6 | 0 | 44 | 43 | 0 | -10 | 1 | 25 | 22 | -4 | -5 | 1 | 149 | 153 | 121 |
| -3 | 3 | 0 | 87 | 78 | 3 | 6 | 0 | 126 | 123 | 3 | -10 | 1 | 59 | -59 | -3 | -5 | 1 | 43 | -42 | 139 |
| -2 | 3 | 0 | 18 | 25 | 4 | 6 | 0 | 118 | -120 | 3 | -10 | 1 | 71 | 70 | -2 | -5 | 1 | 43 | -42 | 109 |
| -1 | 3 | 0 | 7 | -4 | 5 | 6 | 0 | 56 | -55 | -5 | -9 | 1 | 62 | 63 | -1 | -5 | 1 | 124 | 129 | 48 |
| 0 | 3 | 0 | 220 | -213 | 7 | 6 | 0 | 59 | 60 | -4 | -9 | 1 | 27 | -23 | 0 | -5 | 1 | 76 | 79 | 157 |

OBSERVED AND CALCULATED STRUCTURE FACTORS FOR S1-Park2 P1BAR

| H | K | L | 10FO | 10FC | H | K | L | 10FO | 10FC | H | K | L | 10FO | 10FC | H | K | L | 10FO | 10FC |
|----|----|---|------|------|----|---|---|------|------|----|---|---|------|------|----|-----|---|------|------|
| 5 | -2 | 1 | 33 | 28 | -5 | 2 | 1 | 73 | 75 | 0 | 5 | 1 | 195 | 201 | 3 | 9 | 1 | 39 | -37 |
| 7 | -2 | 1 | 48 | -47 | -4 | 2 | 1 | 242 | -243 | 1 | 5 | 1 | 112 | -113 | 4 | 9 | 1 | 49 | 46 |
| -6 | -1 | 1 | 35 | -34 | -3 | 2 | 1 | 53 | -52 | 2 | 5 | 1 | 139 | -143 | -4 | 10 | 1 | 37 | 38 |
| -7 | -1 | 1 | 72 | 71 | -2 | 2 | 1 | 29 | -34 | 3 | 5 | 1 | 47 | 45 | -2 | 10 | 1 | 49 | -49 |
| -6 | -1 | 1 | 82 | 84 | -1 | 2 | 1 | 299 | 312 | 4 | 5 | 1 | 49 | 49 | -1 | 10 | 1 | 11 | 10 |
| -5 | -1 | 1 | 25 | -29 | 0 | 2 | 1 | 22 | 21 | 6 | 5 | 1 | 10 | -7 | 0 | 10 | 1 | 46 | 47 |
| -4 | -1 | 1 | 17 | 16 | 1 | 2 | 1 | 146 | 149 | -7 | 6 | 1 | 51 | -49 | 1 | 10 | 1 | 24 | -23 |
| -3 | -1 | 1 | 49 | 49 | 2 | 2 | 1 | 68 | 65 | -6 | 6 | 1 | 32 | -33 | 2 | 10 | 1 | 53 | -51 |
| -2 | -1 | 1 | 122 | -124 | 3 | 2 | 1 | 49 | -45 | -5 | 6 | 1 | 63 | 65 | -1 | 11 | 1 | 38 | 39 |
| -1 | -1 | 1 | 209 | -210 | 4 | 2 | 1 | 110 | -112 | -4 | 6 | 1 | 121 | 121 | 0 | -1 | 1 | 41 | 40 |
| 1 | -1 | 1 | 188 | -185 | 5 | 2 | 1 | 43 | 48 | -3 | 6 | 1 | 107 | -114 | -3 | -1 | 1 | 43 | -45 |
| 2 | -1 | 1 | 151 | -151 | 7 | 2 | 1 | 25 | -24 | -2 | 6 | 1 | 20 | 18 | -1 | -10 | 2 | 71 | 70 |
| 3 | -1 | 1 | 77 | -75 | -8 | 3 | 1 | 37 | -36 | -1 | 6 | 1 | 13 | -13 | 0 | -10 | 2 | 10 | -10 |
| 4 | -1 | 1 | 184 | 179 | -7 | 3 | 1 | 17 | 19 | 0 | 6 | 1 | 17 | 14 | 1 | -10 | 2 | 44 | -40 |
| 5 | -1 | 1 | 18 | 18 | -5 | 3 | 1 | 26 | -23 | 1 | 6 | 1 | 84 | -81 | 2 | -10 | 2 | 16 | 18 |
| 6 | -1 | 1 | 109 | -108 | -4 | 3 | 1 | 116 | -121 | 2 | 6 | 1 | 46 | 52 | -5 | -9 | 2 | 22 | 25 |
| 7 | -1 | 1 | 22 | 21 | -3 | 3 | 1 | 85 | 86 | 3 | 6 | 1 | 54 | 56 | -4 | -9 | 2 | 30 | -32 |
| -8 | 0 | 1 | 34 | 29 | -2 | 3 | 1 | 137 | 136 | 4 | 6 | 1 | 71 | -73 | -2 | -9 | 2 | 19 | 14 |
| -7 | 0 | 1 | 13 | 18 | -1 | 3 | 1 | 165 | -170 | 5 | 6 | 1 | 24 | -23 | 0 | -9 | 2 | 95 | -95 |
| -6 | 0 | 1 | 80 | 82 | 0 | 3 | 1 | 183 | -179 | 6 | 6 | 1 | 44 | 48 | 1 | -9 | 2 | 53 | 55 |
| -5 | 0 | 1 | 29 | 32 | 1 | 3 | 1 | 155 | 154 | -7 | 7 | 1 | 27 | -30 | 2 | -9 | 2 | 39 | 37 |
| -4 | 0 | 1 | 232 | 230 | 2 | 3 | 1 | 42 | 48 | -5 | 7 | 1 | 43 | 43 | 4 | -9 | 2 | 18 | -14 |
| -3 | 0 | 1 | 282 | -274 | 3 | 3 | 1 | 21 | -25 | -4 | 7 | 1 | 34 | -32 | -6 | -8 | 2 | 48 | 51 |
| -2 | 0 | 1 | 56 | -58 | 4 | 3 | 1 | 19 | -18 | -3 | 7 | 1 | 16 | -16 | -1 | -8 | 2 | 113 | -112 |
| 1 | 0 | 1 | 201 | 207 | 5 | 3 | 1 | 54 | 54 | -2 | 7 | 1 | 12 | -9 | 0 | -8 | 2 | 19 | 20 |
| 1 | 0 | 1 | 264 | -260 | -7 | 3 | 1 | 36 | -36 | -1 | 7 | 1 | 78 | -80 | 2 | -8 | 2 | 60 | 61 |
| 2 | 0 | 1 | 131 | -128 | -8 | 4 | 1 | 18 | -14 | 0 | 7 | 1 | 100 | 98 | 3 | -8 | 2 | 64 | -67 |
| 3 | 0 | 1 | 271 | 269 | -7 | 4 | 1 | 51 | 47 | 1 | 7 | 1 | 75 | 78 | 4 | -8 | 2 | 54 | 56 |
| 4 | 0 | 1 | 21 | -20 | -6 | 4 | 1 | 26 | 26 | 2 | 7 | 1 | 9 | 8 | -7 | -7 | 2 | 47 | 47 |
| 5 | 0 | 1 | 176 | -185 | -5 | 4 | 1 | 108 | -113 | 3 | 7 | 1 | 24 | -26 | -4 | -7 | 2 | 21 | 22 |
| 6 | 0 | 1 | 37 | -36 | -4 | 4 | 1 | 63 | 67 | 4 | 7 | 1 | 45 | -45 | -3 | -7 | 2 | 61 | 64 |
| 7 | 0 | 1 | 75 | 72 | -3 | 4 | 1 | 160 | 171 | 5 | 7 | 1 | 35 | 35 | -2 | -7 | 2 | 106 | -104 |
| -8 | 1 | 1 | 37 | 34 | -2 | 4 | 1 | 85 | -87 | -4 | 8 | 1 | 62 | -65 | -1 | -7 | 2 | 136 | -138 |
| -7 | 1 | 1 | 74 | -76 | -1 | 4 | 1 | 230 | -231 | -2 | 8 | 1 | 26 | 26 | 0 | -7 | 2 | 62 | 58 |
| -6 | 1 | 1 | 34 | 34 | 0 | 4 | 1 | 77 | 74 | -1 | 8 | 1 | 28 | -28 | 1 | -7 | 2 | 104 | 107 |
| -4 | 1 | 1 | 120 | -105 | 1 | 4 | 1 | 25 | 22 | 0 | 8 | 1 | 10 | 17 | 2 | -7 | 2 | 80 | -82 |
| -3 | 1 | 1 | 273 | -270 | 2 | 4 | 1 | 104 | -106 | 1 | 8 | 1 | 88 | 89 | 3 | -7 | 2 | 42 | -42 |
| -2 | 1 | 1 | 283 | 293 | 3 | 4 | 1 | 138 | -137 | 2 | 8 | 1 | 49 | 47 | 4 | -7 | 2 | 40 | 40 |
| 0 | 1 | 1 | 200 | -197 | 4 | 4 | 1 | 210 | 211 | 3 | 8 | 1 | 74 | -75 | 5 | -7 | 2 | 51 | 53 |
| 1 | 1 | 1 | 190 | -199 | 5 | 4 | 1 | 20 | 20 | 4 | 8 | 1 | 32 | -32 | -6 | -6 | 2 | 27 | -27 |
| 2 | 1 | 1 | 116 | 115 | 6 | 4 | 1 | 25 | -25 | 5 | 8 | 1 | 48 | 48 | -5 | -6 | 2 | 101 | -102 |
| 3 | 1 | 1 | 164 | 162 | 7 | 4 | 1 | 15 | -13 | -5 | 9 | 1 | 43 | -44 | -4 | -6 | 2 | 213 | 212 |
| 4 | 1 | 1 | 122 | -124 | -6 | 5 | 1 | 76 | -78 | -4 | 9 | 1 | 35 | -31 | -3 | -6 | 2 | 42 | -41 |
| 5 | 1 | 1 | 105 | -103 | -5 | 5 | 1 | 33 | 34 | -3 | 9 | 1 | 48 | 42 | -2 | -6 | 2 | 113 | -115 |
| 7 | 1 | 1 | 25 | 25 | -4 | 5 | 1 | 185 | 181 | -1 | 9 | 1 | 68 | -68 | -1 | -6 | 2 | 52 | -53 |
| -8 | 2 | 1 | 16 | -18 | -3 | 5 | 1 | 29 | 27 | 0 | 9 | 1 | 42 | 44 | 0 | -6 | 2 | 184 | 187 |
| -7 | 2 | 1 | 46 | -46 | -2 | 5 | 1 | 239 | -234 | 1 | 9 | 1 | 76 | 77 | 1 | -6 | 2 | 30 | -31 |
| -6 | 2 | 1 | 30 | 25 | -1 | 5 | 1 | 47 | -34 | 2 | 9 | 1 | 26 | -26 | 2 | -6 | 2 | 109 | -113 |

| | | | | | | | | | | | | | | | | | | | | | | | | |
|----|----|---|-----|------|----|---|---|-----|------|----|----|---|-----|------|----|-----|---|-----|------|----|----|---|-----|------|
| -5 | -2 | 3 | 147 | -145 | 2 | 1 | 3 | 106 | 110 | -6 | 5 | 3 | 14 | -12 | -2 | -10 | 4 | 40 | 40 | -7 | -4 | 4 | 35 | 36 |
| -4 | -2 | 3 | 112 | 113 | 3 | 1 | 3 | 71 | -67 | -5 | 5 | 3 | 13 | 10 | -1 | -10 | 4 | 16 | 15 | -6 | -4 | 4 | 99 | 98 |
| -3 | -2 | 3 | 180 | 176 | 4 | 1 | 3 | 53 | -53 | -4 | 5 | 3 | 17 | -16 | 0 | -10 | 4 | 52 | 53 | -5 | -4 | 4 | 18 | -22 |
| -2 | -2 | 3 | 50 | 57 | 5 | 1 | 3 | 78 | 79 | -3 | 5 | 3 | 140 | 138 | -5 | -8 | 4 | 27 | -27 | -4 | -4 | 4 | 79 | -77 |
| -1 | -2 | 3 | 253 | -243 | 6 | 1 | 3 | 45 | 44 | -2 | 5 | 3 | 97 | 101 | -4 | -8 | 4 | 21 | -20 | -3 | -4 | 4 | 11 | 20 |
| 0 | -2 | 3 | 290 | 289 | -8 | 2 | 3 | 46 | -46 | -1 | 5 | 3 | 161 | 163 | -3 | -9 | 4 | 33 | 30 | -2 | -4 | 4 | 36 | 36 |
| 1 | -2 | 3 | 111 | 109 | -7 | 2 | 3 | 45 | 42 | 0 | 5 | 3 | 70 | -71 | -2 | -9 | 4 | 76 | 75 | -1 | -4 | 4 | 75 | -77 |
| 2 | -2 | 3 | 87 | -85 | -6 | 2 | 3 | 63 | 64 | -1 | 5 | 3 | 105 | -104 | -1 | -9 | 4 | 52 | -50 | 0 | -4 | 4 | 37 | -41 |
| 3 | -2 | 3 | 71 | -78 | -5 | 2 | 3 | 40 | -34 | 2 | 5 | 3 | 47 | 44 | 0 | -9 | 4 | 26 | 29 | 2 | -4 | 4 | 56 | 59 |
| 4 | -2 | 3 | 28 | 24 | -4 | 2 | 3 | 19 | -26 | 3 | 5 | 3 | 97 | 97 | -6 | -8 | 4 | 16 | -18 | 3 | -4 | 4 | 77 | -77 |
| 5 | -2 | 3 | 22 | 27 | -3 | 2 | 3 | 25 | 23 | 4 | 5 | 3 | 44 | -43 | -5 | -8 | 4 | 54 | -52 | 4 | -4 | 4 | 47 | 52 |
| 6 | -2 | 3 | 41 | -39 | -2 | 2 | 3 | 121 | 125 | 5 | 5 | 3 | 50 | -51 | -3 | -8 | 4 | 83 | 81 | -6 | -3 | 4 | 15 | 15 |
| -8 | -1 | 3 | 82 | 79 | -1 | 2 | 3 | 128 | -123 | -7 | 6 | 3 | 12 | -10 | -2 | -8 | 4 | 29 | 27 | -5 | -3 | 4 | 24 | -28 |
| -7 | -1 | 3 | 19 | 22 | 0 | 2 | 3 | 59 | -58 | -6 | 6 | 3 | 33 | 33 | -1 | -8 | 4 | 15 | -16 | -3 | -3 | 4 | 90 | 85 |
| -6 | -1 | 3 | 146 | -147 | 1 | 2 | 3 | 119 | 120 | -5 | 6 | 3 | 43 | 38 | 1 | -8 | 4 | 43 | 47 | -2 | -3 | 4 | 50 | -55 |
| -5 | -1 | 3 | 80 | -84 | 2 | 2 | 3 | 22 | -19 | -4 | 6 | 3 | 113 | -115 | 2 | -8 | 4 | 38 | -39 | -1 | -3 | 4 | 51 | -49 |
| -4 | -1 | 3 | 249 | 255 | 3 | 2 | 3 | 82 | -81 | -3 | 6 | 3 | 27 | 29 | -5 | -7 | 4 | 89 | -84 | 0 | -3 | 4 | 72 | 72 |
| -3 | -1 | 3 | 13 | -15 | 4 | 2 | 3 | 19 | 16 | -2 | 6 | 3 | 32 | 34 | -4 | -7 | 4 | 68 | 68 | 1 | -3 | 4 | 68 | 71 |
| -2 | -1 | 3 | 213 | -205 | 5 | 2 | 3 | 29 | 29 | -1 | 6 | 3 | 69 | 70 | -2 | -7 | 4 | 13 | -16 | 2 | -3 | 4 | 74 | -74 |
| 0 | -1 | 3 | 67 | 62 | -8 | 3 | 3 | 20 | -18 | 0 | 6 | 3 | 154 | -156 | -1 | -7 | 4 | 12 | 11 | 3 | -3 | 4 | 45 | -49 |
| 1 | -1 | 3 | 16 | -15 | -7 | 3 | 3 | 30 | 30 | 1 | 6 | 3 | 9 | 8 | 0 | -7 | 4 | 40 | 42 | 5 | -3 | 4 | 29 | 33 |
| 2 | -1 | 3 | 100 | -105 | -6 | 3 | 3 | 50 | 52 | 2 | 6 | 3 | 64 | 67 | 1 | -7 | 4 | 34 | -36 | -8 | -2 | 4 | 24 | 20 |
| 3 | -1 | 3 | 135 | 139 | -5 | 3 | 3 | 108 | -106 | 4 | 6 | 3 | 36 | -33 | 2 | -7 | 4 | 17 | -19 | -7 | -2 | 4 | 13 | 14 |
| 4 | -1 | 3 | 31 | 34 | -3 | 3 | 3 | 75 | 77 | -6 | 7 | 3 | 31 | 33 | 3 | -7 | 4 | 41 | 43 | -6 | -2 | 4 | 74 | -77 |
| 5 | -1 | 3 | 44 | -45 | -2 | 3 | 3 | 19 | -24 | -4 | 7 | 3 | 41 | -39 | -6 | -6 | 4 | 69 | -66 | -5 | -2 | 4 | 109 | -107 |
| -8 | 0 | 3 | 53 | 53 | -1 | 3 | 3 | 68 | -71 | -3 | 7 | 3 | 40 | 39 | -5 | -6 | 4 | 119 | 116 | -4 | -2 | 4 | 165 | 162 |
| -7 | 0 | 3 | 89 | -88 | 0 | 3 | 3 | 179 | 177 | -2 | 7 | 3 | 78 | 76 | -4 | -6 | 4 | 44 | -45 | -3 | -2 | 4 | 40 | -41 |
| -5 | 0 | 3 | 173 | 178 | 1 | 3 | 3 | 70 | 72 | -1 | 7 | 3 | 100 | -102 | -3 | -6 | 4 | 36 | -34 | -2 | -2 | 4 | 29 | 28 |
| -4 | 0 | 3 | 37 | 32 | 2 | 3 | 3 | 35 | -33 | 0 | 7 | 3 | 64 | -63 | -2 | -6 | 4 | 74 | -70 | 0 | -2 | 4 | 228 | 230 |
| -3 | 0 | 3 | 108 | -107 | 3 | 3 | 3 | 121 | -124 | 1 | 7 | 3 | 12 | -11 | -1 | -6 | 4 | 101 | 103 | 1 | -2 | 4 | 49 | -52 |
| -2 | 0 | 3 | 228 | -227 | 4 | 3 | 3 | 72 | 71 | 2 | 7 | 3 | 48 | 50 | 0 | -6 | 4 | 55 | -59 | 2 | -2 | 4 | 116 | -119 |
| -1 | 0 | 3 | 104 | 100 | 5 | 3 | 3 | 13 | -12 | 3 | 7 | 3 | 13 | -11 | 1 | -6 | 4 | 63 | -64 | 4 | -2 | 4 | 41 | 43 |
| 0 | 0 | 3 | 162 | -149 | 6 | 3 | 3 | 39 | -39 | -6 | 8 | 3 | 24 | 24 | 2 | -6 | 4 | 55 | 54 | 5 | -2 | 4 | 50 | -47 |
| 1 | 0 | 3 | 61 | -63 | -8 | 4 | 3 | 46 | 42 | -5 | 8 | 3 | 27 | -28 | 3 | -6 | 4 | 88 | 88 | -8 | -1 | 4 | 22 | 20 |
| 2 | 0 | 3 | 87 | 84 | -7 | 4 | 3 | 30 | 32 | -3 | 8 | 3 | 53 | 53 | 4 | -6 | 4 | 34 | -34 | -7 | -1 | 4 | 71 | -70 |
| 3 | 0 | 3 | 38 | 42 | -6 | 4 | 3 | 86 | -86 | -1 | 8 | 3 | 69 | -68 | -7 | -5 | 4 | 13 | -12 | -6 | -1 | 4 | 108 | -107 |
| 4 | 0 | 3 | 42 | -44 | -5 | 4 | 3 | 61 | -58 | 1 | 8 | 3 | 21 | 19 | -6 | -5 | 4 | 60 | 63 | -5 | -1 | 4 | 120 | 120 |
| 5 | 0 | 3 | 48 | 49 | -4 | 4 | 3 | 57 | 61 | 2 | 8 | 3 | 29 | -26 | -5 | -5 | 4 | 35 | 36 | -4 | -1 | 4 | 9 | 5 |
| 6 | 0 | 3 | 59 | 58 | -2 | 4 | 3 | 51 | -52 | 3 | 8 | 3 | 22 | -20 | -4 | -5 | 4 | 58 | -61 | -3 | -1 | 4 | 77 | -84 |
| -8 | 1 | 3 | 32 | -28 | -1 | 4 | 3 | 64 | 63 | -5 | 9 | 3 | 23 | -21 | -3 | -5 | 4 | 91 | -92 | -2 | -1 | 4 | 204 | -195 |
| -7 | 1 | 3 | 14 | -14 | 0 | 4 | 3 | 147 | 148 | -4 | 9 | 3 | 66 | 62 | -2 | -5 | 4 | 105 | 103 | -1 | -1 | 4 | 439 | 441 |
| -5 | 1 | 3 | 147 | 150 | 1 | 4 | 3 | 33 | -34 | -2 | 9 | 3 | 54 | 52 | 0 | -5 | 4 | 50 | -52 | 0 | -1 | 4 | 22 | 28 |
| -4 | 1 | 3 | 47 | -42 | 2 | 4 | 3 | 67 | -71 | 0 | 9 | 3 | 54 | 52 | 0 | -5 | 4 | 157 | -154 | 1 | -1 | 4 | 59 | -65 |
| -3 | 1 | 3 | 98 | 100 | 3 | 4 | 3 | 101 | 98 | 2 | 9 | 3 | 13 | -13 | 1 | -5 | 4 | 24 | 30 | 2 | -1 | 4 | 86 | -97 |
| -2 | 1 | 3 | 31 | -19 | 4 | 4 | 3 | 31 | -25 | 2 | 9 | 3 | 33 | -32 | 2 | -5 | 4 | 95 | 96 | 3 | -1 | 4 | 80 | 77 |
| -1 | 1 | 3 | 262 | -253 | 5 | 4 | 3 | 57 | -56 | -3 | 10 | 3 | 48 | -44 | 3 | -5 | 4 | 32 | 33 | 4 | -1 | 4 | 16 | -16 |
| 0 | 1 | 3 | 155 | -161 | -8 | 5 | 3 | 27 | 24 | -1 | 10 | 3 | 34 | 34 | 4 | -5 | 4 | 43 | -43 | 5 | -1 | 4 | 31 | -28 |
| 1 | 1 | 3 | 82 | 74 | -7 | 5 | 3 | 27 | -29 | 0 | 10 | 3 | 25 | 25 | -8 | -4 | 4 | 42 | -41 | -7 | 0 | 4 | 122 | -126 |

| | | | | | | | | | | | | | | | | | | | | | | | |
|----|---|---|-----|------|----|---|---|-----|-----|----|----|---|----|-----|-----|-----|------|----|----|---|-----|------|-----|
| -2 | 0 | 4 | 118 | 119 | -5 | 4 | 4 | 12 | 15 | 0 | 9 | 4 | 10 | 10 | 10 | 26 | 26 | 0 | 0 | 5 | 5 | 72 | -68 |
| -1 | 0 | 4 | 28 | 32 | -4 | 4 | 4 | 68 | 70 | -4 | 9 | 5 | 18 | 16 | 16 | 44 | 47 | 2 | 2 | 0 | 5 | 56 | 54 |
| 0 | 0 | 4 | 22 | 16 | -3 | 4 | 4 | 23 | -26 | -3 | 9 | 5 | 25 | 23 | 23 | 26 | 28 | 3 | 3 | 0 | 5 | 18 | -17 |
| 1 | 0 | 4 | 70 | -73 | -2 | 4 | 4 | 72 | -79 | -2 | 9 | 5 | 15 | 17 | 17 | 28 | -30 | 4 | 4 | 0 | 5 | 37 | -36 |
| 2 | 0 | 4 | 90 | 90 | -1 | 4 | 4 | 127 | 127 | -1 | 9 | 5 | 65 | -63 | -63 | 26 | 23 | -8 | 1 | 5 | 44 | -43 | |
| 3 | 0 | 4 | 22 | -19 | 0 | 4 | 4 | 24 | -19 | -8 | 3 | 5 | 16 | 18 | 18 | 12 | 15 | -6 | 1 | 5 | 91 | -91 | |
| 4 | 0 | 4 | 30 | -32 | 1 | 4 | 4 | 11 | -6 | -6 | 8 | 5 | 22 | -23 | -23 | 72 | 72 | -5 | 1 | 5 | 28 | -27 | |
| 5 | 0 | 4 | 34 | 38 | 2 | 4 | 4 | 59 | -60 | -5 | 8 | 5 | 50 | -53 | -53 | 21 | 21 | -4 | 1 | 5 | 28 | -27 | |
| -8 | 1 | 4 | 73 | -75 | 3 | 4 | 4 | 110 | 108 | -3 | 8 | 5 | 70 | 69 | 69 | 55 | -54 | -3 | 1 | 5 | 16 | 14 | |
| -7 | 1 | 4 | 49 | 50 | 3 | 4 | 4 | 60 | -60 | -2 | 8 | 5 | 34 | -31 | -31 | 13 | 16 | -2 | 1 | 5 | 72 | 67 | |
| -6 | 1 | 4 | 30 | 31 | -8 | 5 | 4 | 14 | 14 | 1 | -8 | 5 | 26 | 26 | 26 | 23 | -27 | 0 | 1 | 5 | 22 | -30 | |
| -5 | 1 | 4 | 49 | 45 | -7 | 5 | 4 | 48 | -51 | -6 | -7 | 5 | 68 | -68 | -68 | 99 | -104 | 1 | 1 | 5 | 40 | 47 | |
| -4 | 1 | 4 | 116 | -123 | -5 | 5 | 4 | 14 | 16 | -5 | -7 | 5 | 12 | 11 | 11 | 32 | 39 | 2 | 1 | 5 | 11 | -5 | |
| -3 | 1 | 4 | 37 | 42 | -4 | 5 | 4 | 18 | -21 | -4 | -7 | 5 | 73 | 70 | 70 | 22 | 22 | 3 | 1 | 5 | 28 | -23 | |
| -2 | 1 | 4 | 56 | 60 | -3 | 5 | 4 | 59 | -61 | -3 | -7 | 5 | 25 | 26 | 26 | 41 | -38 | 4 | 1 | 5 | 29 | 27 | |
| -1 | 1 | 4 | 69 | -65 | -2 | 5 | 4 | 69 | 69 | -2 | -7 | 5 | 50 | -49 | -49 | 38 | 35 | -6 | 2 | 5 | 11 | 10 | |
| 0 | 1 | 4 | 91 | -91 | -1 | 5 | 4 | 55 | 56 | -1 | -7 | 5 | 41 | 43 | 43 | 20 | 15 | -5 | 2 | 5 | 51 | -53 | |
| 1 | 1 | 4 | 28 | 24 | 0 | 5 | 4 | 32 | -34 | 0 | -7 | 5 | 48 | 45 | 45 | 21 | 20 | -4 | 2 | 5 | 28 | 29 | |
| 3 | 1 | 4 | 9 | -7 | 2 | 5 | 4 | 101 | 100 | 1 | -7 | 5 | 32 | -33 | -33 | 39 | 39 | -3 | 2 | 5 | 74 | 77 | |
| 4 | 1 | 4 | 57 | 55 | 3 | 5 | 4 | 53 | -49 | 2 | -7 | 5 | 14 | -17 | -17 | 12 | -11 | -2 | 2 | 5 | 58 | -57 | |
| 5 | 1 | 4 | 36 | 33 | 4 | 5 | 4 | 50 | -49 | -7 | -6 | 5 | 34 | -31 | -31 | 9 | -4 | -1 | 2 | 5 | 97 | -92 | |
| -8 | 2 | 4 | 16 | -13 | -6 | 6 | 4 | 26 | -30 | -6 | -6 | 5 | 67 | -64 | -64 | 41 | 39 | 0 | 2 | 5 | 41 | 39 | |
| -6 | 2 | 4 | 124 | 124 | -3 | 6 | 4 | 94 | -95 | -5 | -6 | 5 | 74 | 72 | 72 | 45 | -50 | 4 | 2 | 5 | 42 | 42 | |
| -5 | 2 | 4 | 62 | -63 | -4 | 6 | 4 | 92 | 94 | -3 | -6 | 5 | 22 | -20 | -20 | 68 | -64 | -8 | 3 | 5 | 36 | 37 | |
| -4 | 2 | 4 | 65 | 66 | -2 | 6 | 4 | 20 | 23 | -2 | -6 | 5 | 36 | 36 | 36 | 144 | 146 | -7 | 3 | 5 | 42 | 41 | |
| -2 | 2 | 4 | 37 | -40 | -1 | 6 | 4 | 26 | -26 | -1 | -6 | 5 | 30 | 26 | 26 | 7 | 6 | 0 | 2 | 5 | 53 | -51 | |
| -1 | 2 | 4 | 112 | -121 | 0 | 6 | 4 | 46 | -48 | 0 | -6 | 5 | 48 | -49 | -49 | 67 | -65 | -5 | 3 | 5 | 10 | 4 | |
| 1 | 2 | 4 | 27 | 31 | 1 | 6 | 4 | 84 | 83 | 2 | -6 | 5 | 48 | 51 | 51 | 67 | -73 | -4 | 3 | 5 | 82 | 83 | |
| 2 | 2 | 4 | 55 | -50 | 2 | 6 | 4 | 48 | 49 | -8 | -5 | 5 | 32 | -31 | -31 | 59 | 60 | -2 | 3 | 5 | 100 | -100 | |
| 3 | 2 | 4 | 37 | -39 | 3 | 6 | 4 | 43 | -41 | -7 | -5 | 5 | 17 | -19 | -19 | 17 | 17 | 0 | 3 | 5 | 16 | 18 | |
| 4 | 2 | 4 | 82 | 78 | -6 | 7 | 4 | 17 | 15 | -6 | -5 | 5 | 75 | 79 | 79 | 12 | 12 | 1 | 3 | 5 | 33 | -29 | |
| 5 | 2 | 4 | 38 | 41 | -5 | 7 | 4 | 60 | -61 | -5 | -5 | 5 | 23 | -23 | -23 | 67 | -70 | 2 | 3 | 5 | 67 | -65 | |
| -8 | 3 | 4 | 28 | 30 | -2 | 7 | 4 | 55 | 55 | -4 | -5 | 5 | 48 | -43 | -43 | 32 | -36 | -6 | 1 | 5 | 91 | 87 | |
| -7 | 3 | 4 | 54 | 55 | -1 | 7 | 4 | 91 | -90 | -3 | -5 | 5 | 18 | -16 | -16 | 105 | 108 | -5 | 1 | 5 | 18 | 14 | |
| -6 | 3 | 4 | 28 | -29 | 0 | 7 | 4 | 17 | 19 | -2 | -5 | 5 | 58 | 54 | 54 | 63 | -66 | -4 | 4 | 5 | 26 | 24 | |
| -5 | 3 | 4 | 45 | -49 | 1 | 7 | 4 | 39 | 38 | -1 | -5 | 5 | 52 | -55 | -55 | 45 | -41 | -3 | 1 | 5 | 43 | -44 | |
| -4 | 3 | 4 | 85 | 88 | 3 | 7 | 4 | 38 | -37 | 0 | -5 | 5 | 56 | -59 | -59 | 70 | 73 | -2 | 1 | 5 | 12 | -12 | |
| -3 | 3 | 4 | 97 | 98 | -5 | 8 | 4 | 33 | -30 | 1 | -5 | 5 | 52 | 55 | 55 | 174 | 171 | -6 | 4 | 5 | 89 | 94 | |
| -2 | 3 | 4 | 82 | -75 | -4 | 8 | 4 | 37 | 36 | 2 | -5 | 5 | 59 | 62 | 62 | 44 | -42 | -4 | 4 | 5 | 58 | 56 | |
| -1 | 3 | 4 | 143 | -147 | -3 | 8 | 4 | 42 | 42 | 3 | -5 | 5 | 43 | -41 | -41 | 98 | -101 | 1 | -1 | 5 | 98 | -96 | |
| 0 | 3 | 4 | 121 | 119 | -2 | 8 | 4 | 53 | -53 | -8 | -4 | 5 | 15 | -10 | -10 | 58 | 54 | 2 | -1 | 5 | 60 | -65 | |
| 1 | 3 | 4 | 45 | -45 | -1 | 8 | 4 | 44 | -43 | -7 | -4 | 5 | 23 | 26 | 26 | 22 | 21 | -1 | 4 | 5 | 76 | 73 | |
| 2 | 3 | 4 | 30 | -35 | 0 | 8 | 4 | 30 | 27 | -6 | -4 | 5 | 63 | 59 | 59 | 71 | -66 | 0 | 4 | 5 | 25 | -24 | |
| 4 | 3 | 4 | 47 | 49 | 1 | 8 | 4 | 13 | 16 | -5 | -4 | 5 | 18 | -18 | -18 | 61 | -60 | -8 | 0 | 4 | 45 | -44 | |

PAGE 6

OBSERVED AND CALCULATED STRUCTURE FACTORS FOR S1-P6rK2 P1BAR

| H | K | L | 10FO | 10FC | H | K | L | 10FO | 10FC | H | K | L | 10FO | 10FC | H | K | L | 10FO | 10FC | H | K | L | 10FO | 10FC |
|----|---|---|------|------|----|----|---|------|------|----|---|---|------|------|----|---|---|------|------|----|----|---|------|------|
| 2 | 4 | 5 | 16 | 15 | -3 | -5 | 6 | 53 | 53 | -7 | 0 | 6 | 35 | 36 | 1 | 4 | 6 | 58 | -59 | -6 | -2 | 7 | 39 | -37 |
| 3 | 4 | 5 | 19 | 17 | -2 | -5 | 6 | 26 | 23 | -6 | 0 | 6 | 23 | 26 | 2 | 4 | 6 | 67 | 65 | -5 | -2 | 7 | 68 | 69 |
| -7 | 5 | 5 | 30 | -29 | -1 | -5 | 6 | 30 | -31 | -5 | 0 | 6 | 33 | -34 | -7 | 5 | 6 | 18 | 23 | -3 | -2 | 7 | 51 | -51 |
| -5 | 5 | 5 | 75 | 73 | 0 | -5 | 6 | 24 | 30 | -4 | 0 | 6 | 63 | -64 | -6 | 5 | 6 | 36 | 35 | -2 | -2 | 7 | 21 | -24 |
| -4 | 5 | 5 | 60 | -62 | 1 | -5 | 6 | 19 | 17 | -3 | 0 | 6 | 71 | 69 | -5 | 5 | 6 | 44 | 39 | 1 | -2 | 7 | 20 | -20 |
| -3 | 5 | 5 | 20 | 20 | -7 | -4 | 6 | 27 | 26 | -2 | 0 | 6 | 71 | 69 | -4 | 5 | 6 | 73 | -75 | 2 | -2 | 7 | 37 | 38 |
| -1 | 5 | 5 | 14 | 14 | -5 | -4 | 6 | 46 | -44 | -1 | 0 | 6 | 30 | -30 | -3 | 5 | 6 | 14 | 12 | -8 | -1 | 7 | 21 | -21 |
| 0 | 5 | 5 | 34 | -33 | -3 | -4 | 6 | 59 | 55 | 0 | 0 | 6 | 49 | -51 | -2 | 5 | 6 | 30 | 29 | -6 | -1 | 7 | 40 | 47 |

| | | | | | | | | | | | | | | | | | | | | | | | | |
|----|---|---|----|-----|----|----|---|-----|------|----|---|---|----|------|----|----|---|----|-----|----|----|---|----|-----|
| 1 | 5 | 5 | 28 | 24 | -2 | -4 | 6 | 23 | -27 | 1 | 0 | 6 | 68 | 69 | -1 | 5 | 6 | 15 | -13 | -5 | -1 | 7 | 25 | 23 |
| 2 | 5 | 5 | 36 | 36 | -1 | -4 | 6 | 52 | -51 | 3 | 0 | 6 | 58 | -55 | 0 | 5 | 6 | 44 | -42 | -4 | -1 | 7 | 25 | -23 |
| 3 | 5 | 5 | 38 | -40 | 0 | -4 | 6 | 17 | 19 | -8 | 1 | 6 | 14 | 18 | -6 | 6 | 6 | 47 | 51 | -3 | -1 | 7 | 52 | -54 |
| -6 | 6 | 5 | 13 | 11 | 1 | -4 | 6 | 44 | 49 | -7 | 1 | 6 | 30 | -33 | -5 | 6 | 6 | 35 | -35 | -2 | -1 | 7 | 21 | 19 |
| -8 | 6 | 5 | 23 | -26 | 2 | -4 | 6 | 31 | -28 | -6 | 1 | 6 | 23 | 18 | -4 | 6 | 6 | 15 | 22 | -1 | -1 | 7 | 44 | -46 |
| -3 | 6 | 5 | 11 | -10 | 3 | -4 | 6 | 18 | 21 | -5 | 1 | 6 | 99 | -104 | -3 | 6 | 6 | 27 | -28 | 0 | -1 | 7 | 20 | -19 |
| -2 | 6 | 5 | 56 | 55 | -8 | -3 | 6 | 21 | 18 | -4 | 1 | 6 | 40 | 40 | -2 | 6 | 6 | 31 | 29 | 1 | -1 | 7 | 32 | 33 |
| -1 | 6 | 5 | 46 | -46 | -7 | -3 | 6 | 59 | 58 | -3 | 1 | 6 | 74 | 77 | -1 | 6 | 6 | 28 | -27 | 2 | -1 | 7 | 19 | 20 |
| 0 | 6 | 5 | 55 | 55 | -5 | -3 | 6 | 62 | -59 | -2 | 1 | 6 | 15 | 16 | 0 | 6 | 6 | 18 | 19 | -6 | 0 | 7 | 45 | 44 |
| 1 | 6 | 5 | 30 | 30 | -4 | -3 | 6 | 63 | 59 | -1 | 1 | 6 | 45 | -44 | -5 | 7 | 6 | 21 | -17 | -5 | 0 | 7 | 31 | -33 |
| 2 | 6 | 5 | 12 | -16 | -4 | -3 | 6 | 27 | -32 | 0 | 1 | 6 | 37 | 33 | -3 | 7 | 6 | 30 | 30 | -4 | 0 | 7 | 16 | 19 |
| -5 | 7 | 5 | 35 | -35 | -2 | -3 | 6 | 49 | -49 | 1 | 1 | 6 | 47 | 47 | -2 | 7 | 6 | 23 | -22 | -3 | 0 | 7 | 22 | 27 |
| -3 | 7 | 5 | 16 | 15 | -1 | -3 | 6 | 42 | -41 | 3 | 1 | 6 | 43 | -45 | -1 | 7 | 6 | 15 | 16 | -2 | 0 | 7 | 40 | -43 |
| -2 | 7 | 5 | 20 | -22 | 0 | -3 | 6 | 36 | 39 | -7 | 2 | 6 | 31 | 34 | -4 | -7 | 7 | 28 | -29 | -1 | 0 | 7 | 47 | -48 |
| 0 | 7 | 5 | 48 | 48 | 2 | -3 | 6 | 12 | -13 | -6 | 2 | 6 | 60 | -58 | -3 | -7 | 7 | 55 | -55 | 0 | 0 | 7 | 17 | 14 |
| 1 | 7 | 5 | 40 | 39 | 3 | -3 | 6 | 26 | 24 | -5 | 2 | 6 | 34 | -32 | -2 | -7 | 7 | 24 | 25 | 1 | 0 | 7 | 43 | 45 |
| -5 | 8 | 5 | 28 | -26 | -8 | -2 | 6 | 47 | 49 | -4 | 2 | 6 | 13 | 6 | -6 | -6 | 7 | 58 | 60 | 2 | 0 | 7 | 14 | -15 |
| -4 | 8 | 5 | 32 | 31 | -7 | -2 | 6 | 19 | 20 | -3 | 2 | 6 | 46 | 39 | -4 | -6 | 7 | 31 | -29 | -8 | 1 | 7 | 13 | 16 |
| -2 | 8 | 5 | 40 | -39 | -6 | -2 | 6 | 54 | -52 | -2 | 2 | 6 | 12 | -9 | -2 | -6 | 7 | 51 | 49 | -7 | 1 | 7 | 20 | 17 |
| 0 | 8 | 5 | 42 | 41 | -5 | -2 | 6 | 73 | 73 | -1 | 2 | 6 | 23 | -19 | 0 | -6 | 7 | 26 | -23 | -6 | 1 | 7 | 20 | -22 |
| -3 | 8 | 6 | 22 | -20 | -3 | -2 | 6 | 13 | 12 | 0 | 2 | 6 | 65 | 68 | -5 | -5 | 7 | 20 | -18 | -5 | 1 | 7 | 21 | -21 |
| -2 | 8 | 6 | 55 | -53 | -2 | -2 | 6 | 152 | -138 | 2 | 2 | 6 | 25 | -24 | -3 | -5 | 7 | 60 | 59 | -3 | 1 | 7 | 41 | 42 |
| 0 | 8 | 6 | 42 | 43 | -1 | -2 | 6 | 69 | 71 | -7 | 3 | 6 | 10 | -7 | -2 | -5 | 7 | 25 | 24 | -2 | 1 | 7 | 20 | -19 |
| -6 | 7 | 6 | 70 | -73 | 0 | -2 | 6 | 50 | -50 | -6 | 3 | 6 | 35 | -36 | -1 | -5 | 7 | 24 | -22 | -1 | 1 | 7 | 24 | -24 |
| -5 | 7 | 6 | 66 | 83 | 1 | -2 | 6 | 13 | -12 | -5 | 3 | 6 | 39 | 39 | -7 | -4 | 7 | 14 | 11 | 0 | 1 | 7 | 50 | 51 |
| -3 | 7 | 6 | 20 | -14 | 2 | -2 | 6 | 23 | 22 | -4 | 3 | 6 | 34 | 34 | -6 | -4 | 7 | 27 | -24 | -7 | 2 | 7 | 14 | 16 |
| -2 | 7 | 6 | 33 | -31 | 3 | -2 | 6 | 40 | 43 | -3 | 3 | 6 | 49 | -45 | -5 | -4 | 7 | 34 | -31 | -6 | 2 | 7 | 41 | -43 |
| -1 | 7 | 6 | 58 | 60 | -8 | -1 | 6 | 26 | 29 | -2 | 3 | 6 | 69 | -77 | -4 | -4 | 7 | 43 | 45 | -5 | 2 | 7 | 11 | -6 |
| -1 | 7 | 6 | 37 | -38 | -7 | -1 | 6 | 17 | -18 | -1 | 3 | 6 | 96 | 93 | -3 | -4 | 7 | 26 | 25 | -4 | 2 | 7 | 31 | 32 |
| -7 | 6 | 6 | 60 | -61 | -6 | -1 | 6 | 23 | 20 | 0 | 3 | 6 | 19 | -18 | -1 | -4 | 7 | 10 | 9 | -2 | 2 | 7 | 24 | -24 |
| -6 | 6 | 6 | 36 | 35 | -5 | -1 | 6 | 15 | 15 | 1 | 3 | 6 | 13 | -8 | 0 | -4 | 7 | 16 | 16 | -1 | 2 | 7 | 53 | 50 |
| -5 | 6 | 6 | 14 | 12 | -4 | -1 | 6 | 22 | -21 | -2 | 3 | 6 | 37 | -39 | -7 | -3 | 7 | 13 | -14 | 0 | 2 | 7 | 25 | 25 |
| -3 | 6 | 6 | 49 | -46 | -3 | -1 | 6 | 56 | -56 | -7 | 4 | 6 | 42 | -42 | -6 | -3 | 7 | 48 | -46 | -7 | 3 | 7 | 33 | -33 |
| -2 | 6 | 6 | 86 | 86 | -2 | -1 | 6 | 130 | 132 | -6 | 4 | 6 | 29 | 31 | -5 | -3 | 7 | 16 | 17 | -6 | 3 | 7 | 23 | -25 |
| -1 | 6 | 6 | 31 | 26 | -1 | -1 | 6 | 67 | -66 | -5 | 4 | 6 | 66 | 64 | -4 | -3 | 7 | 52 | 51 | -5 | 3 | 7 | 19 | 18 |
| 0 | 6 | 6 | 28 | -28 | 0 | -1 | 6 | 52 | -53 | -4 | 4 | 6 | 19 | -18 | -2 | -3 | 7 | 76 | -81 | -3 | 3 | 7 | 21 | -22 |
| -7 | 5 | 6 | 20 | -21 | 1 | -1 | 6 | 29 | -31 | -3 | 4 | 6 | 70 | -70 | -1 | -3 | 7 | 38 | 41 | -1 | 3 | 7 | 53 | 53 |
| -6 | 5 | 6 | 29 | 29 | 2 | -1 | 6 | 87 | 87 | -2 | 4 | 6 | 23 | 27 | 0 | -3 | 7 | 28 | 24 | 1 | 3 | 7 | 30 | -31 |
| -5 | 5 | 6 | 11 | -11 | 3 | -1 | 6 | 13 | -13 | -1 | 4 | 6 | 14 | 16 | -8 | -2 | 7 | 35 | 34 | -5 | 4 | 7 | 21 | 19 |
| -4 | 5 | 6 | 28 | -26 | -8 | 0 | 6 | 51 | -51 | 0 | 4 | 6 | 34 | -31 | -7 | -2 | 7 | 29 | -29 | -4 | 4 | 7 | 65 | -65 |

OBSERVED AND CALCULATED STRUCTURE FACTORS FOR S1-Park2 PIBAR

| | | | | | | | | | | | | | | | | | | | | | | | | |
|----|---|---|------|------|----|----|---|------|------|----|----|---|------|------|----|---|---|------|------|----|---|---|------|------|
| H | K | L | 10FO | 10FC | H | K | L | 10FO | 10FC | H | K | L | 10FO | 10FC | H | K | L | 10FO | 10FC | H | K | L | 10FO | 10FC |
| -3 | 4 | 7 | 18 | 12 | -3 | -5 | 8 | 21 | 20 | -6 | -2 | 8 | 23 | 27 | -6 | 0 | 8 | 33 | 33 | -3 | 1 | 8 | 16 | -16 |
| -2 | 4 | 7 | 50 | 51 | -4 | -4 | 8 | 37 | 38 | -5 | -2 | 8 | 19 | 19 | -5 | 0 | 8 | 25 | -24 | -2 | 1 | 8 | 19 | -21 |
| 0 | 4 | 7 | 42 | -41 | -1 | -4 | 8 | 13 | 13 | -3 | -2 | 8 | 69 | -74 | -4 | 0 | 8 | 10 | -2 | -6 | 2 | 8 | 16 | -18 |
| -6 | 5 | 7 | 36 | 38 | -6 | -3 | 8 | 44 | -47 | -2 | -2 | 8 | 67 | 73 | -2 | 0 | 8 | 20 | -22 | -4 | 2 | 8 | 18 | 21 |
| -5 | 5 | 7 | 37 | -39 | -5 | -3 | 8 | 51 | 54 | -6 | -1 | 8 | 35 | 37 | -1 | 0 | 8 | 24 | -22 | -2 | 2 | 8 | 33 | -35 |
| -2 | 5 | 7 | 37 | 38 | -3 | -3 | 8 | 17 | 22 | -5 | 1 | 8 | 13 | 10 | 0 | 0 | 8 | 16 | 18 | -1 | 2 | 8 | 44 | 43 |
| -1 | 5 | 7 | 55 | -53 | -2 | -3 | 8 | 19 | -22 | -4 | -1 | 8 | 38 | -38 | -6 | 1 | 8 | 16 | -15 | -2 | 3 | 8 | 39 | 40 |
| -3 | 6 | 7 | 34 | 33 | -1 | -3 | 8 | 49 | 52 | 0 | -1 | 8 | 18 | -17 | | | | | | | | | | |

1 S1-Park2 PIBAR

DEVIATIONS GREATER THAN 2 SIGMA