

THIS FILE COPY

121




L02

Department of Defense  
**SELECTED MEDICAL CARE STATISTICS**

Quarter Ending March 31, 1989

AD-A210 447



DISTRIBUTION STATEMENT A  
Approved for public release  
Distribution Unlimited

# Department of Defense Selected Medical Care Statistics

Quarter Ending March 31, 1989

Washington Headquarters Services  
Directorate for Information  
Operations and Reports

~~FOR SALE BY THE SUPERINTENDENT OF DOCUMENTS  
U.S. GOVERNMENT PRINTING OFFICE  
WASHINGTON, D.C. 20402~~

DTIC and NTIS identification number for this publication is DIOR/LO2-89/02.



DTIC	<input checked="" type="checkbox"/>
CONFIDENTIAL	<input type="checkbox"/>
1	<input type="checkbox"/>
A-1	

## FOREWORD

*Selected Medical Care Statistics (SMCS)* is a quarterly publication prepared by the Washington Headquarters Services, Directorate for Information Operations and Reports (WHS/DIOR) of the Office of the Secretary of Defense.

SMCS presents quarterly summary data concerning medical care provided at fixed military medical facilities located in (1) the United States and (2) outside the United States, in territories, possessions and foreign countries. This publication contains pie charts which are based on the percent of the worldwide DoD total for each of the categories. Admissions and beds occupied by dependents of other uniformed personnel (PHS, CG, NOAA) are less than one percent and are included in the other category.

This publication is generated from a computerized data base developed and maintained in consonance with Department of Defense Instruction (DoDI) 6015.14, November 14, 1977, under Reports Control Symbol HA(Q)1474 by the Manpower Management Information Division of WHS/DIOR.

## TABLE OF CONTENTS

	PAGE
Table 1.1	Operating Beds/Operating Bassinets/Beds Occupied - Worldwide..... 1
Figure 1.1	Beds Occupied - Percent of DoD Total Worldwide..... 3
Table 1.2	Operating Beds/Operating Bassinets/Beds Occupied in the United States..... 4
Table 1.3	Operating Beds/Operating Bassinets/Beds Occupied Outside the United States..... 6
Table 2.1	Admissions - Worldwide..... 8
Figure 2.1	Admissions - Percent of DoD Total Worldwide..... 10
Table 2.2	Admissions in the United States..... 11
Table 2.3	Admissions Outside the United States..... 13
Table 3.1	Outpatient Visits and Live Births - Worldwide..... 15
Figure 3.1	Outpatient Visits - Percent of Worldwide Total..... 17
Table 3.2	Outpatient Visits and Live Births in the United States..... 18
Table 3.3	Outpatient Visits and Live Births Outside the United States..... 20
	GLOSSARY..... 23

**TABLE 1.1  
DEPARTMENT OF DEFENSE  
OPERATING BEDS/OPERATING BASSINETS/BEDS OCCUPIED  
AT FIXED MILITARY FACILITIES - WORLDWIDE  
FOR QUARTER ENDING MARCH 31, 1989**

	<b>WORLDWIDE</b>	<b>DOD TOTAL</b>	<b>ARMY FACILITIES</b>	<b>NAVY FACILITIES</b>	<b>AIR FORCE FACILITIES</b>
NUMBER OF OPERATING BEDS	- TOTAL	15,414	6,852	3,635	4,927
NUMBER OF OPERATING BASSINETS	- TOTAL	1,890	588	216	1,086
NUMBER OF BEDS OCCUPIED (DAILY AVERAGE)	- TOTAL	12,724	6,222	2,740	3,762
BEDS OCCUPIED BY US ACTIVE DUTY UNIFORMED PERSONNEL	- TOTAL	4,939	2,403	1,366	1,170
MILITARY	- TOTAL	4,895	2,390	1,346	1,159
ARMY		2,252	2,054	57	141
NAVY-MARINE CORPS		1,517	161	1,250	106
AIR FORCE		1,126	175	39	912
OTHER UNIFORMED PERSONNEL (PHS,CG,NOAA)	- TOTAL	44	13	20	11
BEDS OCCUPIED BY RETIRED US UNIFORMED PERSONNEL	- TOTAL	2,073	1,047	334	692
RETIRED MILITARY	- TOTAL	2,053	1,039	328	686
ARMY		893	701	54	138
NAVY-MARINE CORPS		445	113	230	102
AIR FORCE		715	225	44	446
OTHER RETIRED UNIFORMED PERSONNEL (PHS,CG,NOAA)	- TOTAL	20	8	6	6

Prepared by: Washington Headquarters Services  
Directorate for Information  
Operations and Reports

**TABLE 1.1**  
**DEPARTMENT OF DEFENSE**  
**OPERATING BEDS/OPERATING BASSINETS/BEDS OCCUPIED**  
**AT FIXED MILITARY FACILITIES - WORLDWIDE**  
**FOR QUARTER ENDING MARCH 31, 1989**

WORLDWIDE	DOD TOTAL	ARMY FACILITIES	NAVY FACILITIES	AIR FORCE FACILITIES
BEDS OCCUPIED BY DEPENDENTS OF US ACTIVE DUTY MILITARY PERSONNEL - TOTAL	3,504	1,644	685	1,175
ARMY	1,514	1,337	36	141
NAVY-MARINE CORPS	839	128	599	112
AIR FORCE	1,151	179	50	922
BEDS OCCUPIED BY DEPENDENTS OF RETIRED AND DECEASED US MILITARY PERSONNEL - TOTAL	1,631	766	244	621
ARMY	692	520	38	134
NAVY-MARINE CORPS	352	94	172	86
AIR FORCE	587	152	34	401
BEDS OCCUPIED BY DEPENDENTS OF OTHER UNIFORMED PERSONNEL (PHS, CG, NOAA) - TOTAL	41	13	13	15
BEDS OCCUPIED BY ALL OTHER BENEFICIARIES - TOTAL	536	349	98	89

Prepared by: Washington Headquarters Services  
 Directorate for Information  
 Operations and Reports

# BEDS OCCUPIED—PERCENT OF DoD TOTAL WORLDWIDE

QUARTER ENDING MARCH 31, 1989

ACTIVE DUTY  
38.9 %

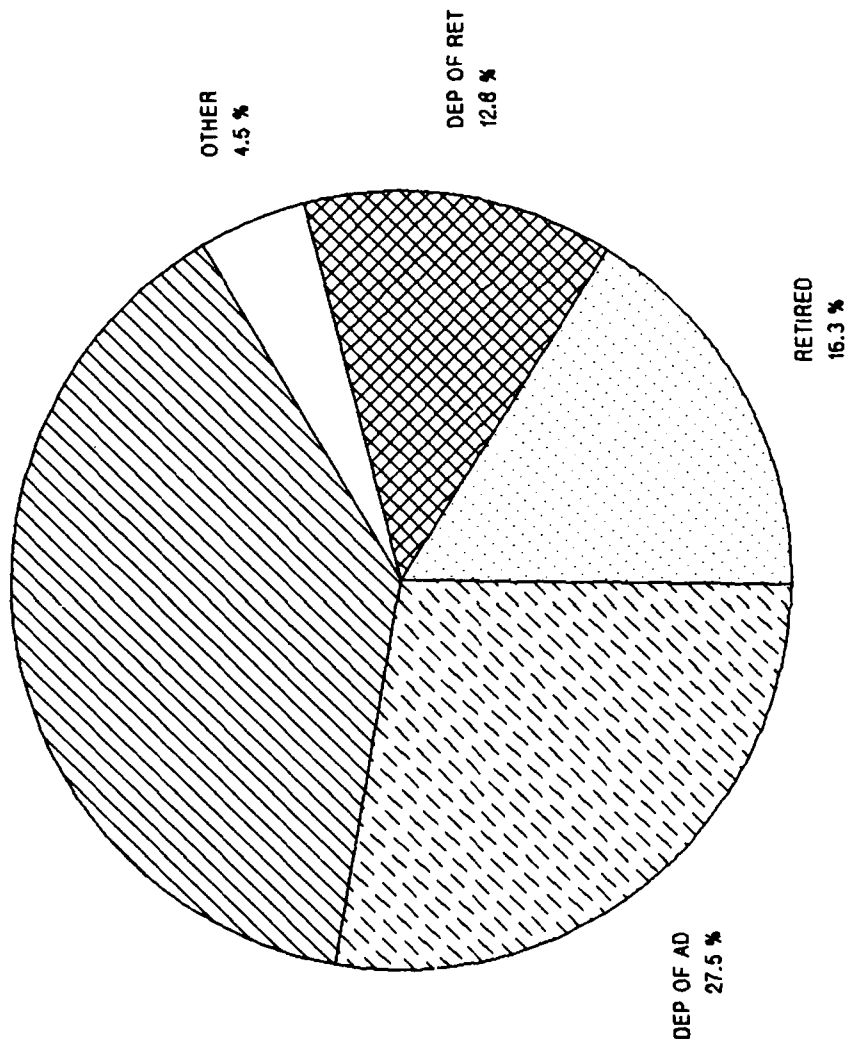


FIGURE 1.1

Prepared by: Washington Headquarters Services  
Directorate for Information  
Operations and Reports

**TABLE 1.2  
DEPARTMENT OF DEFENSE  
OPERATING BEDS/OPERATING BASSINETS/BEDS OCCUPIED  
AT FIXED MILITARY FACILITIES IN THE UNITED STATES  
FOR QUARTER ENDING MARCH 31, 1989**

UNITED STATES	DOD TOTAL	ARMY FACILITIES	NAVY FACILITIES	AIR FORCE FACILITIES
NUMBER OF OPERATING BEDS - TOTAL	12,828	5,357	3,169	4,302
NUMBER OF OPERATING BASSINETS - TOTAL	1,533	423	175	935
NUMBER OF BEDS OCCUPIED (DAILY AVERAGE) - TOTAL	10,827	5,152	2,413	3,262
BEDS OCCUPIED BY US ACTIVE DUTY UNIFORMED PERSONNEL - TOTAL	4,003	1,847	1,201	955
MILITARY - TOTAL	3,961	1,834	1,183	944
ARMY	1,715	1,551	54	110
NAVY-MARINE CORPS	1,333	145	1,100	88
AIR FORCE	913	138	29	746
OTHER UNIFORMED PERSONNEL (PHS, CG, NOAA) - TOTAL	42	13	18	11
BEDS OCCUPIED BY RETIRED US UNIFORMED PERSONNEL - TOTAL	1,998	1,009	317	672
RETIRED MILITARY - TOTAL	1,978	1,001	311	666
ARMY	854	671	50	133
NAVY-MARINE CORPS	427	111	219	97
AIR FORCE	697	219	42	436
OTHER RETIRED UNIFORMED PERSONNEL (PHS, CG, NOAA) - TOTAL	20	8	6	6

Prepared by: Washington Headquarters Services  
Directorate for Information  
Operations and Reports



**TABLE 1.2  
DEPARTMENT OF DEFENSE  
OPERATING BEDS/OPERATING BASSINETS/BEDS OCCUPIED  
AT FIXED MILITARY FACILITIES IN THE UNITED STATES  
FOR QUARTER ENDING MARCH 31, 1989**

UNITED STATES	DOD TOTAL	ARMY FACILITIES	NAVY FACILITIES	AIR FORCE FACILITIES
BEDS OCCUPIED BY DEPENDENTS OF US ACTIVE DUTY MILITARY PERSONNEL	- TOTAL 2,763	1,251	564	948
ARMY	1,141	1,003	29	109
NAVY-MARINE CORPS	728	123	510	95
AIR FORCE	894	125	25	744
BEDS OCCUPIED BY DEPENDENTS OF RETIRED AND DECEASED US MILITARY PERSONNEL	- TOTAL 1,589	749	236	604
ARMY	672	507	35	130
NAVY-MARINE CORPS	342	93	168	81
AIR FORCE	575	149	33	393
BEDS OCCUPIED BY DEPENDENTS OF OTHER UNIFORMED PERSONNEL (PHS, CG, NOAA)	- TOTAL 40	13	12	15
BEDS OCCUPIED BY ALL OTHER BENEFICIARIES	- TOTAL 434	283	83	68

Prepared by: Washington Headquarters Services  
Directorate for Information  
Operations and Reports

**TABLE 1.3  
DEPARTMENT OF DEFENSE  
OPERATING BEDS/OPERATING BASSINETS/BEDS OCCUPIED  
AT FIXED MILITARY FACILITIES OUTSIDE THE UNITED STATES  
FOR QUARTER ENDING MARCH 31, 1989**

OUTSIDE UNITED STATES	DOD TOTAL	ARMY FACILITIES	NAVY FACILITIES	AIR FORCE FACILITIES
NUMBER OF OPERATING BEDS - TOTAL	2,586	1,495	466	625
NUMBER OF OPERATING BASSINETS - TOTAL	357	165	41	151
NUMBER OF BEDS OCCUPIED (DAILY AVERAGE) - TOTAL	1,897	1,070	327	500
BEDS OCCUPIED BY US ACTIVE DUTY UNIFORMED PERSONNEL - TOTAL	936	556	165	215
MILITARY - TOTAL	934	556	163	215
ARMY	537	503	3	31
NAVY-MARINE CORPS	184	16	150	18
AIR FORCE	213	37	10	166
OTHER UNIFORMED PERSONNEL (PHS,CG,NOAA) - TOTAL	2	0	2	0
BEDS OCCUPIED BY RETIRED US UNIFORMED PERSONNEL - TOTAL	75	38	17	20
RETIRED MILITARY - TOTAL	75	38	17	20
ARMY	39	30	4	5
NAVY-MARINE CORPS	18	2	11	5
AIR FORCE	18	6	2	10
OTHER RETIRED UNIFORMED PERSONNEL (PHS,CG,NOAA) - TOTAL	0	0	0	0

Prepared by: Washington Headquarters Services  
Directorate for Information  
Operations and Reports

**TABLE 1.3  
DEPARTMENT OF DEFENSE  
OPERATING BEDS/OPERATING BASSINETS/BEDS OCCUPIED  
AT FIXED MILITARY FACILITIES OUTSIDE THE UNITED STATES  
FOR QUARTER ENDING MARCH 31, 1989**

OUTSIDE UNITED STATES	DOD TOTAL	ARMY FACILITIES	NAVY FACILITIES	AIR FORCE FACILITIES
BEDS OCCUPIED BY DEPENDENTS OF US ACTIVE DUTY MILITARY PERSONNEL	- TOTAL 741	393	121	227
ARMY	373	334	7	32
NAVY-MARINE CORPS	111	5	89	17
AIR FORCE	257	54	25	178
BEDS OCCUPIED BY DEPENDENTS OF RETIRED AND DECEASED US MILITARY PERSONNEL	- TOTAL 42	17	8	17
ARMY	20	13	3	4
NAVY-MARINE CORPS	10	1	4	5
AIR FORCE	12	3	1	8
BEDS OCCUPIED BY DEPENDENTS OF OTHER UNIFORMED PERSONNEL (PHS, CG, NOAA)	- TOTAL 1	0	1	0
BEDS OCCUPIED BY ALL OTHER BENEFICIARIES	- TOTAL 102	66	15	21

Prepared by: Washington Headquarters Services  
Directorate for Information  
Operations and Reports

**TABLE 2.1  
DEPARTMENT OF DEFENSE  
ADMISSIONS AT FIXED MILITARY FACILITIES - WORLDWIDE  
FOR QUARTER ENDING MARCH 31, 1989**

WORLDWIDE	DOD TOTAL	ARMY FACILITIES	NAVY FACILITIES	AIR FORCE FACILITIES
ADMISSIONS OF DEPENDENTS OF US ACTIVE DUTY PERSONNEL (PHS, CG, NOAA) - TOTAL	93,875	43,328	19,478	31,069
ARMY	40,072	36,078	935	3,059
NAVY-MARINE CORPS	22,898	3,208	17,167	2,523
AIR FORCE	30,905	4,042	1,376	25,487
ADMISSIONS OF DEPENDENTS OF RETIRED AND DECEASED US MILITARY PERSONNEL - TOTAL	26,322	11,935	4,571	9,816
ARMY	10,854	8,193	746	1,915
NAVY-MARINE CORPS	5,893	1,388	3,153	1,352
AIR FORCE	9,575	2,354	672	6,549
ADMISSIONS OF DEPENDENTS OF OTHER UNIFORMED PERSONNEL (PHS, CG, NOAA) - TOTAL	952	276	326	350
ADMISSIONS OF ALL OTHER BENEFICIARIES - TOTAL	8,296	5,534	958	1,804

Prepared by: Washington Headquarters Services  
Directorate for Information  
Operations and Reports

**TABLE 2.1  
DEPARTMENT OF DEFENSE  
ADMISSIONS AT FIXED MILITARY FACILITIES - WORLDWIDE  
FOR QUARTER ENDING MARCH 31, 1989**

WORLDWIDE	DOD TOTAL	ARMY FACILITIES	NAVY FACILITIES	AIR FORCE FACILITIES
NUMBER OF ADMISSIONS - TOTAL	233,202	110,552	51,218	71,432
ADMISSIONS OF US ACTIVE DUTY UNIFORMED PERSONNEL - TOTAL	75,766	35,716	20,845	19,205
MILITARY - TOTAL	75,147	35,545	20,556	19,046
ARMY	33,664	31,477	633	1,554
NAVY-MARINE CORPS	22,337	1,931	19,185	1,221
AIR FORCE	19,146	2,137	738	16,271
OTHER UNIFORMED PERSONNEL (PHS,CG,NOAA) - TOTAL	619	171	289	159
ADMISSIONS OF RETIRED US UNIFORMED PERSONNEL - TOTAL	27,991	13,763	5,040	9,188
ADMISSIONS OF RETIRED MILITARY - TOTAL	27,689	13,648	4,937	9,104
ARMY	11,852	9,279	855	1,718
NAVY-MARINE CORPS	6,127	1,488	3,390	1,249
AIR FORCE	9,710	2,881	692	6,137
ADMISSIONS OF OTHER RETIRED UNIFORMED PERSONNEL (PHS,CG,NOAA) - TOTAL	302	115	103	84

Prepared by: Washington Headquarters Services  
Directorate for Information  
Operations and Reports

# ADMISSIONS-PERCENT OF DoD TOTAL WORLDWIDE

QUARTER ENDING MARCH 31, 1989

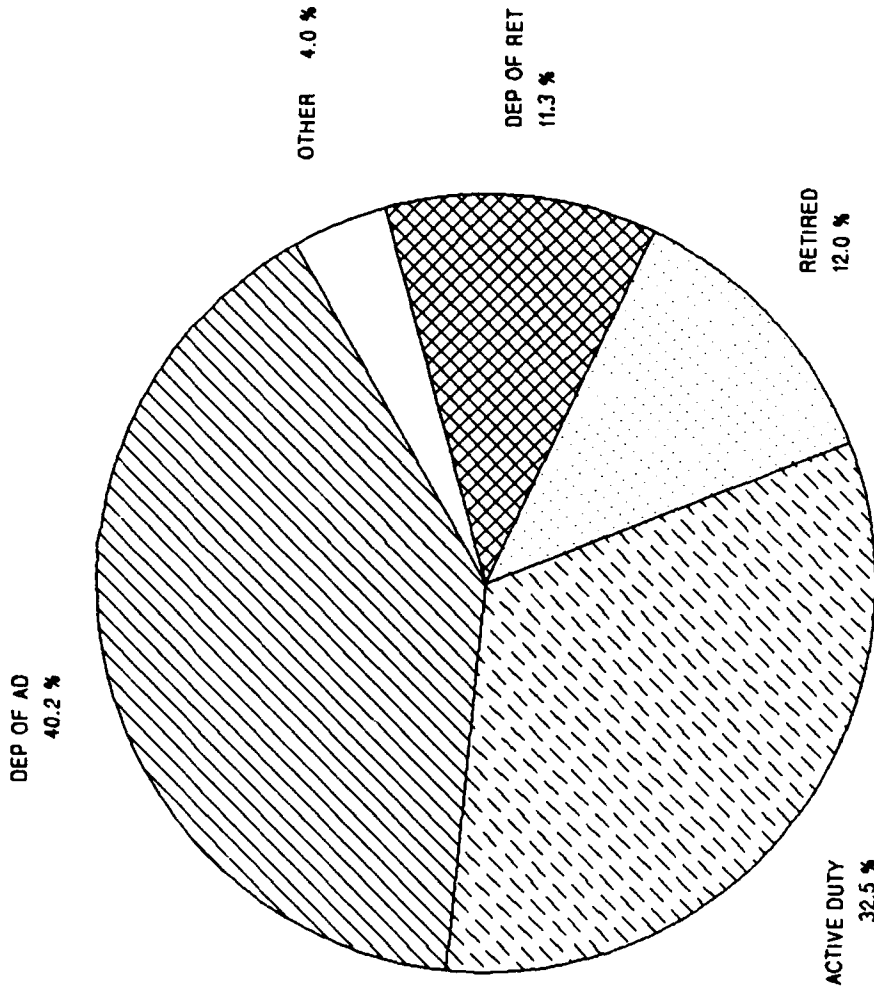


FIGURE 2.1

Prepared by: Washington Headquarters Services  
Directorate for Information  
Operations and Reports

**TABLE 2.2**  
**DEPARTMENT OF DEFENSE**  
**ADMISSIONS AT FIXED MILITARY FACILITIES IN THE UNITED STATES**  
**FOR QUARTER ENDING MARCH 31, 1989**

UNITED STATES	DOD TOTAL	ARMY FACILITIES	NAVY FACILITIES	AIR FORCE FACILITIES
NUMBER OF ADMISSIONS - TOTAL	196,541	91,291	43,768	61,482
ADMISSIONS OF US ACTIVE DUTY UNIFORMED PERSONNEL - TOTAL	61,194	27,844	17,845	15,505
MILITARY - TOTAL	60,611	27,674	17,591	15,346
ARMY	26,056	24,422	557	1,077
NAVY-MARINE CORPS	19,255	1,725	16,575	955
AIR FORCE	15,300	1,527	459	13,314
OTHER UNIFORMED PERSONNEL (PHS,CG,NOAA) - TOTAL	583	170	254	159
ADMISSIONS OF RETIRED US UNIFORMED PERSONNEL - TOTAL	26,974	13,251	4,790	8,933
ADMISSIONS OF RETIRED MILITARY - TOTAL	26,678	13,137	4,689	8,852
ARMY	11,315	8,898	756	1,661
NAVY-MARINE CORPS	5,915	1,463	3,265	1,187
AIR FORCE	9,448	2,776	668	6,004
ADMISSIONS OF OTHER RETIRED UNIFORMED PERSONNEL (PHS,CG,NOAA) - TOTAL	296	114	101	81

Prepared by: Washington Headquarters Services  
 Directorate for Information  
 Operations and Reports

**TABLE 2.2  
DEPARTMENT OF DEFENSE  
ADMISSIONS AT FIXED MILITARY FACILITIES IN THE UNITED STATES  
FOR QUARTER ENDING MARCH 31, 1989**

UNITED STATES	DOD TOTAL	ARMY FACILITIES	NAVY FACILITIES	AIR FORCE FACILITIES
ADMISSIONS OF DEPENDENTS OF US ACTIVE DUTY PERSONNEL (PHS, CG, NOAA) - TOTAL	75,393	33,680	15,886	25,827
ARMY	30,903	27,800	726	2,377
NAVY-MARINE CORPS	19,947	3,109	14,571	2,267
AIR FORCE	24,543	2,771	589	21,183
ADMISSIONS OF DEPENDENTS OF RETIRED AND DECEASED US MILITARY PERSONNEL - TOTAL	25,567	11,653	4,336	9,578
ARMY	10,511	7,990	657	1,864
NAVY-MARINE CORPS	5,694	1,373	3,034	1,287
AIR FORCE	9,362	2,290	645	6,427
ADMISSIONS OF DEPENDENTS OF OTHER UNIFORMED PERSONNEL (PHS, CG, NOAA) - TOTAL	914	275	296	343
ADMISSIONS OF ALL OTHER BENEFICIARIES - TOTAL	6,499	4,588	615	1,296

Prepared by: Washington Headquarters Services  
Directorate for Information  
Operations and Reports



**TABLE 2.3  
DEPARTMENT OF DEFENSE  
ADMISSIONS AT FIXED MILITARY FACILITIES OUTSIDE THE UNITED STATES  
FOR QUARTER ENDING MARCH 31, 1989**

OUTSIDE UNITED STATES	DOD TOTAL	ARMY FACILITIES	NAVY FACILITIES	AIR FORCE FACILITIES
NUMBER OF ADMISSIONS - TOTAL	36,661	19,261	7,450	9,950
ADMISSIONS OF US ACTIVE DUTY UNIFORMED PERSONNEL - TOTAL	14,572	7,872	3,000	3,700
MILITARY - TOTAL	14,536	7,871	2,965	3,700
ARMY	7,608	7,055	76	477
NAVY-MARINE CORPS	3,082	206	2,610	266
AIR FORCE	3,846	610	279	2,957
OTHER UNIFORMED PERSONNEL (PHS,CG,NOAA) - TOTAL	36	1	35	0
ADMISSIONS OF RETIRED US UNIFORMED PERSONNEL - TOTAL	1,017	512	250	255
ADMISSIONS OF RETIRED MILITARY - TOTAL	1,011	511	248	252
ARMY	537	381	99	57
NAVY-MARINE CORPS	212	25	125	62
AIR FORCE	262	105	24	133
ADMISSIONS OF OTHER RETIRED UNIFORMED PERSONNEL (PHS,CG,NOAA) - TOTAL	6	1	2	3

Prepared by: Washington Headquarters Services  
Directorate for Information  
Operations and Reports

**TABLE 2.3  
DEPARTMENT OF DEFENSE  
ADMISSIONS AT FIXED MILITARY FACILITIES OUTSIDE THE UNITED STATES  
FOR QUARTER ENDING MARCH 31, 1989**

OUTSIDE UNITED STATES	DOD TOTAL	ARMY FACILITIES	NAVY FACILITIES	AIR FORCE FACILITIES
ADMISSIONS OF DEPENDENTS OF US ACTIVE DUTY PERSONNEL (PHS,CG,NOAA)	- TOTAL 18,482	9,648	3,592	5,242
ARMY,	9,169	8,278	209	682
NAVY-MARINE CORPS	2,951	99	2,596	256
AIR FORCE	6,362	1,271	787	4,304
ADMISSIONS OF DEPENDENTS OF RETIRED AND DECEASED US MILITARY PERSONNEL	- TOTAL 755	282	235	238
ARMY	343	203	89	51
NAVY-MARINE CORPS	199	15	119	65
AIR FORCE	213	64	27	122
ADMISSIONS OF DEPENDENTS OF OTHER UNIFORMED PERSONNEL (PHS,CG,NOAA)	- TOTAL 38	1	30	7
ADMISSIONS OF ALL OTHER BENEFICIARIES	- TOTAL 1,797	946	343	508

Prepared by: Washington Headquarters Services  
Directorate for Information  
Operations and Reports

**TABLE 3.1  
DEPARTMENT OF DEFENSE  
OUTPATIENT VISITS AND LIVE BIRTHS  
AT FIXED MILITARY FACILITIES - WORLDWIDE  
FOR QUARTER ENDING MARCH 31, 1989**

WORLDWIDE		DOD TOTAL	ARMY FACILITIES	NAVY FACILITIES	AIR FORCE FACILITIES
NUMBER OF OUTPATIENT VISITS	- TOTAL	12,115,090	5,412,773	2,582,888	4,119,429
OUTPATIENT VISITS BY US ACTIVE DUTY UNIFORMED PERSONNEL	- TOTAL	4,894,162	2,166,580	1,341,727	1,385,855
MILITARY	- TOTAL	4,873,596	2,161,385	1,331,367	1,380,844
ARMY		2,144,134	2,055,769	20,497	67,868
NAVY-MARINE CORPS		1,386,020	50,804	1,294,872	40,344
AIR FORCE		1,343,442	54,812	15,998	1,272,632
OTHER UNIFORMED PERSONNEL (PHS,CG,NOAA)	- TOTAL	20,566	5,195	10,360	5,011
OUTPATIENT VISITS BY RETIRED US UNIFORMED PERSONNEL	- TOTAL	1,072,582	477,822	169,831	424,929
OUTPATIENT VISITS BY DEPENDENTS OF US ACTIVE DUTY UNIFORMED PERSONNEL	- TOTAL	4,181,278	1,873,646	706,350	1,601,282
DEPENDENTS OF MILITARY PERSONNEL	- TOTAL	4,151,852	1,865,478	696,896	1,589,478
ARMY		1,767,478	1,629,362	28,016	110,100
NAVY-MARINE CORPS		823,372	104,171	644,140	75,061
AIR FORCE		1,561,002	131,945	24,740	1,404,317
DEPENDENTS OF OTHER UNIFORMED PERSONNEL (PHS,CG,NOAA)	- TOTAL	29,426	8,168	9,454	11,804

Prepared by: Washington Headquarters Services  
Directorate for Information  
Operations and Reports

**TABLE 3.1  
DEPARTMENT OF DEFENSE  
OUTPATIENT VISITS AND LIVE BIRTHS  
AT FIXED MILITARY FACILITIES - WORLDWIDE  
FOR QUARTER ENDING MARCH 31, 1989**

WORLDWIDE	DOD TOTAL	ARMY FACILITIES	NAVY FACILITIES	AIR FORCE FACILITIES
OUTPATIENT VISITS BY DEPENDENTS OF RETIRED AND DECEASED US UNIFORMED PERSONNEL - TOTAL	1,316,970	566,479	171,453	579,038
OUTPATIENT VISITS BY ALL OTHER BENEFICIARIES - TOTAL	650,098	328,246	193,527	128,325
NUMBER OF LIVE BIRTHS - TOTAL	23,251	9,768	5,261	8,222

Prepared by: Washington Headquarters Services  
Directorate for Information  
Operations and Reports

# OUTPATIENT VISITS—PERCENT OF WORLDWIDE TOTAL

QUARTER ENDING MARCH 31, 1989

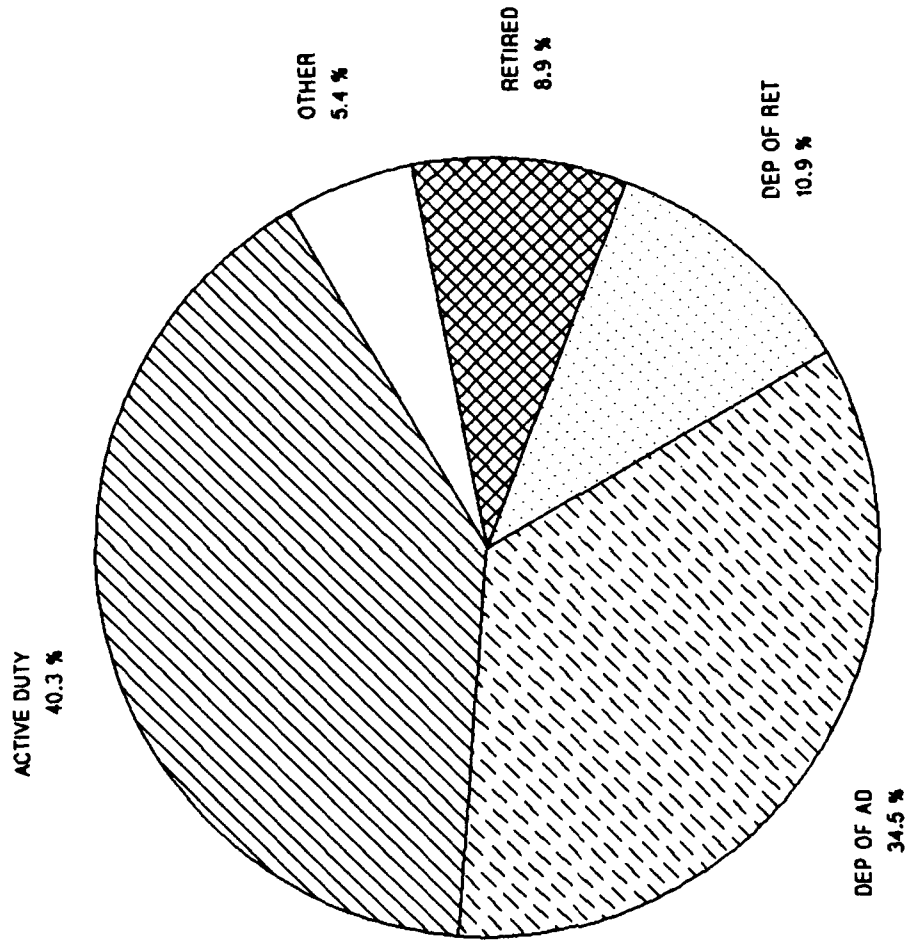


FIGURE 3.1

Prepared by: Washington Headquarters Services  
Directorate for Information  
Operations and Reports

**TABLE 3.2**  
**DEPARTMENT OF DEFENSE**  
**OUTPATIENT VISITS AND LIVE BIRTHS**  
**AT FIXED MILITARY FACILITIES IN THE UNITED STATES**  
**FOR QUARTER ENDING MARCH 31, 1989**

UNITED STATES	DOD TOTAL	ARMY FACILITIES	NAVY FACILITIES	AIR FORCE FACILITIES
NUMBER OF OUTPATIENT VISITS	10,127,652	4,341,510	2,300,767	3,485,375
OUTPATIENT VISITS BY US ACTIVE DUTY UNIFORMED PERSONNEL	3,960,737	1,639,611	1,212,468	1,108,658
MILITARY	3,941,082	1,634,423	1,202,976	1,103,683
ARMY	1,610,024	1,546,758	17,476	45,790
NAVY-MARINE CORPS	1,254,420	47,088	1,175,436	31,896
AIR FORCE	1,076,638	40,577	10,064	1,025,997
OTHER UNIFORMED PERSONNEL (PHS, CG, NOAA)	19,655	5,188	9,492	4,975
OUTPATIENT VISITS BY RETIRED US UNIFORMED PERSONNEL	1,033,682	462,237	156,095	415,350
OUTPATIENT VISITS BY DEPENDENTS OF US ACTIVE DUTY UNIFORMED PERSONNEL	3,306,214	1,408,531	608,376	1,289,307
DEPENDENTS OF MILITARY PERSONNEL	3,277,773	1,400,387	599,636	1,277,750
ARMY	1,299,307	1,196,646	23,551	79,110
NAVY-MARINE CORPS	729,107	99,628	561,167	68,312
AIR FORCE	1,249,359	104,113	14,918	1,130,328
DEPENDENTS OF OTHER UNIFORMED PERSONNEL (PHS, CG, NOAA)	28,441	8,144	8,740	11,557

Prepared by: Washington Headquarters Services  
 Directorate for Information  
 Operations and Reports

**TABLE 3.2  
DEPARTMENT OF DEFENSE  
OUTPATIENT VISITS AND LIVE BIRTHS  
AT FIXED MILITARY FACILITIES IN THE UNITED STATES  
FOR QUARTER ENDING MARCH 31, 1989**

UNITED STATES	DOD TOTAL	ARMY FACILITIES	NAVY FACILITIES	AIR FORCE FACILITIES
OUTPATIENT VISITS BY DEPENDENTS OF RETIRED AND DECEASED US UNIFORMED PERSONNEL	- TOTAL 1,287,209	555,718	162,272	569,219
OUTPATIENT VISITS BY ALL OTHER BENEFICIARIES	- TOTAL 539,810	275,413	161,556	102,841
NUMBER OF LIVE BIRTHS	- TOTAL 18,523	7,479	4,186	6,858

Prepared by: Washington Headquarters Services  
Directorate for Information  
Operations and Reports

**TABLE 3.3  
DEPARTMENT OF DEFENSE  
OUTPATIENT VISITS AND LIVE BIRTHS  
AT FIXED MILITARY FACILITIES OUTSIDE THE UNITED STATES  
FOR QUARTER ENDING MARCH 31, 1989**

OUTSIDE UNITED STATES	DOD TOTAL	ARMY FACILITIES	NAVY FACILITIES	AIR FORCE FACILITIES
NUMBER OF OUTPATIENT VISITS - TOTAL	1,987,438	1,071,263	282,121	634,054
OUTPATIENT VISITS BY US ACTIVE DUTY UNIFORMED PERSONNEL - TOTAL	933,425	526,969	129,259	277,197
MILITARY - TOTAL	932,514	526,962	128,391	277,161
ARMY	534,110	509,011	3,021	22,078
NAVY-MARINE CORPS	131,600	3,716	119,436	8,448
AIR FORCE	266,804	14,235	5,934	246,635
OTHER UNIFORMED PERSONNEL (PHS,CG,NOAA) - TOTAL	911	7	868	36
OUTPATIENT VISITS BY RETIRED US UNIFORMED PERSONNEL - TOTAL	38,900	15,585	13,736	9,579
OUTPATIENT VISITS BY DEPENDENTS OF US ACTIVE DUTY UNIFORMED PERSONNEL - TOTAL	875,064	465,115	97,974	311,975
DEPENDENTS OF MILITARY PERSONNEL - TOTAL	874,079	465,091	97,260	311,728
ARMY	468,171	432,716	4,465	30,990
NAVY-MARINE CORPS	94,265	4,543	82,973	6,749
AIR FORCE	311,643	27,832	9,822	273,989
DEPENDENTS OF OTHER UNIFORMED PERSONNEL (PHS,CG,NOAA) - TOTAL	985	24	714	247

Prepared by: Washington Headquarters Services  
Directorate for Information  
Operations and Reports



**TABLE 3.3  
DEPARTMENT OF DEFENSE  
OUTPATIENT VISITS AND LIVE BIRTHS  
AT FIXED MILITARY FACILITIES OUTSIDE THE UNITED STATES  
FOR QUARTER ENDING MARCH 31, 1989**

OUTSIDE UNITED STATES	DOD TOTAL	ARMY FACILITIES	NAVY FACILITIES	AIR FORCE FACILITIES
OUTPATIENT VISITS BY DEPENDENTS OF RETIRED AND DECEASED US UNIFORMED PERSONNEL - TOTAL	29,761	10,761	9,181	9,819
OUTPATIENT VISITS BY ALL OTHER BENEFICIARIES - TOTAL	110,288	52,833	31,971	25,484
NUMBER OF LIVE BIRTHS - TOTAL	4,728	2,289	1,075	1,364

Prepared by: Washington Headquarters Services  
Directorate for Information  
Operations and Reports

## GLOSSARY

Admission. An admission is the act of placing an individual under treatment or observation in a medical center or a hospital. The day of admission is the day on which the medical center or hospital makes a formal acceptance of the patient who is to be provided with room, board, and continuous nursing service in an area of the hospital where patients normally stay at least overnight. If both an admission and discharge occur on the same day, then that day is considered as a day of admission and shall be counted as one occupied bed day. The admission of a newborn is deemed to occur at time of birth.

Live Births. A live birth is the complete expulsion or extraction from its mother of a product of conception, irrespective of the duration of pregnancy which after such separation, breathes or shows any other evidence of life such as beating of the heart, pulsation of the umbilical cord, or definite movement of voluntary muscles, whether or not the umbilical cord has been cut, or the placenta is attached; each such product of such a birth is considered liveborn.

Occupied Bed. A bed assigned as of midnight to a patient, to include a patient on pass or liberty not in excess of 72 hours, and any bassinets assigned to a newborn infant whose mother has been discharged from the hospital. The definition excludes: any bed assigned to a patient subsisting out, on leave, or absent without leave, and any bed occupied by a transient patient.

Operating Bed. A bed that is currently set up and ready in all respects for the care of a patient. It must include supporting space, equipment and staff to operate under normal circumstances. Excluded are nursery bassinets and transient patients' beds.

Operating Bassinet. A bed designed for the care of an infant that is currently set up in the newborn nursery and ready in all respects for use. It must include support space, equipment and staff to operate under normal circumstances. Excluded are infant transporters.

Outpatient Visits. Visits made to each dispensary or separate, organized clinic of a fixed medical treatment facility for medical advice, examination, diagnosis, treatment, evaluation, consultation, or counseling, including visits by military patients who are excused from duty for medical reasons but who have not been admitted for inpatient care in a facility authorized beds for inpatient care and any visits made incident to complete physicals or flight physicals.