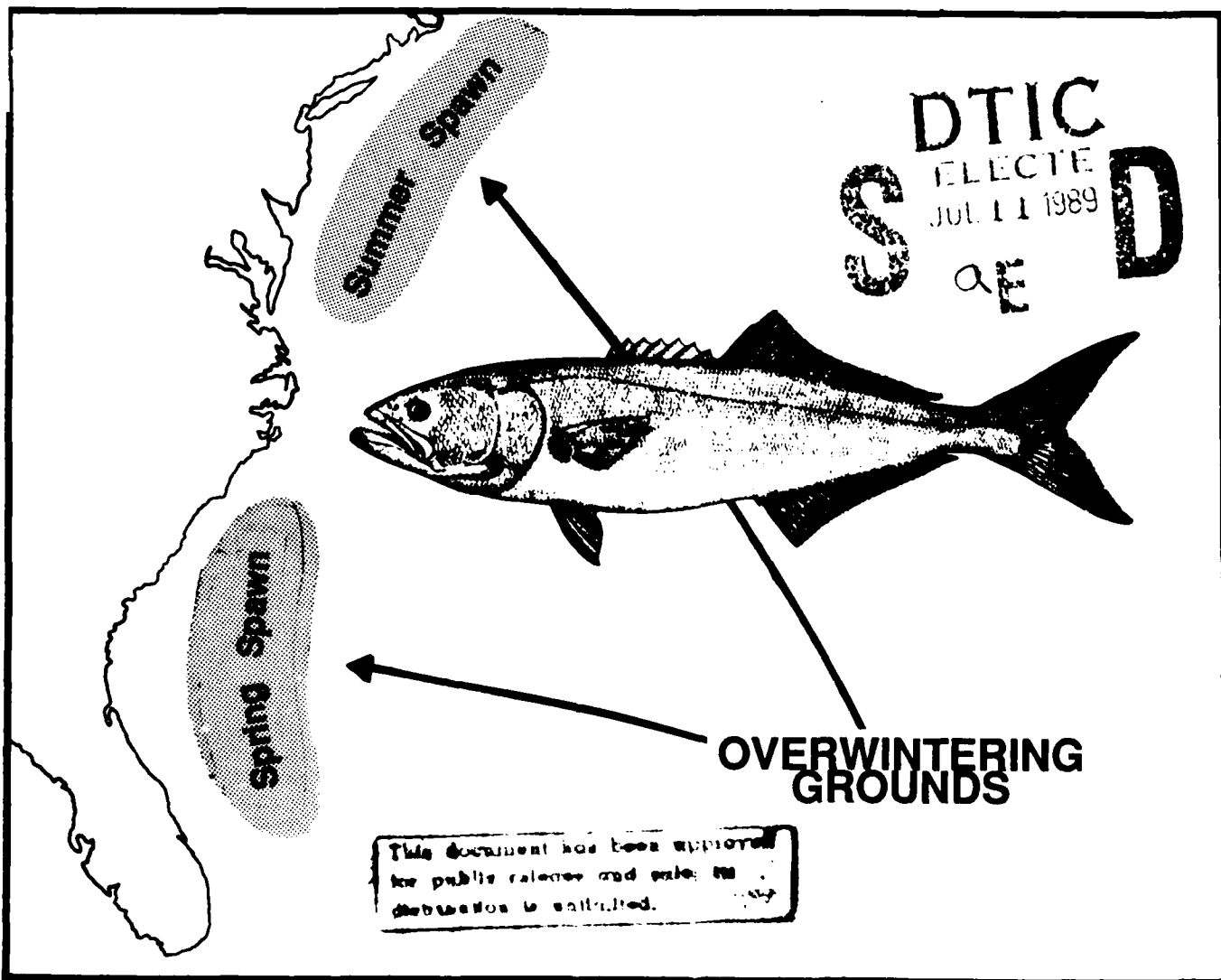


2

AD-A210 168

# Species Profiles: Life Histories and Environmental Requirements of Coastal Fishes and Invertebrates (South Atlantic)

## BLUEFISH



This document has been approved for public release and sale; its distribution is unlimited.

Biological Report 82(11.96)  
TR EL-82-4  
April 1989

Species Profiles: Life Histories and Environmental Requirements of  
Coastal Fishes and Invertebrates (South Atlantic)

BLUEFISH

by

J. Douglas Oliver,  
Michael J. Van Den Avyle, and Earl L. Bozeman, Jr.  
Georgia Cooperative Fish and Wildlife Research Unit  
School of Forest Resources  
University of Georgia  
Athens, GA 30602



Project Officer  
David Moran  
U.S. Fish and Wildlife Service  
National Wetlands Research Center  
1010 Gause Boulevard  
Slidell, LA 70458

Performed for  
Coastal Ecology Group  
U.S. Army Corps of Engineers  
Waterways Experiment Station  
Vicksburg, MS 39180

and

U.S. Department of the Interior  
Fish and Wildlife Service  
Research and Development  
National Wetlands Research Center  
Washington, DC 20240

Accession For	
NTIS GRA&I	<input checked="" type="checkbox"/>
DTIC TAB	<input type="checkbox"/>
Unannounced	<input type="checkbox"/>
Justification	
By	
Distribution/	
Availability Codes	
Avail and/or	
Dist	Special
A-1	

## PREFACE

This species profile is one of a series on coastal aquatic organisms, principally fish, of sport, commercial, or ecological importance. The profiles are designed to provide coastal managers, engineers, and biologists with a brief comprehensive sketch of the biological characteristics and environmental requirements of the species and to describe how populations of the species may be expected to react to environmental changes caused by coastal development. Each profile has sections on taxonomy, life history, ecological role, environmental requirements, and economic importance, if applicable. A three-ring binder is used for this series so that new profiles can be added as they are prepared. This project is jointly planned and financed by the U.S. Army Corps of Engineers and the U.S. Fish and Wildlife Service.

Suggestions or questions regarding this report should be directed to one of the following addresses.

Information Transfer Specialist  
National Wetlands Research Center  
U.S. Fish and Wildlife Service  
NASA-Slidell Computer Complex  
1010 Gause Boulevard  
Slidell, LA 70458

or

U.S. Army Engineer Waterways Experiment Station  
Attention: WESER-C  
Post Office Box 631  
Vicksburg, MS 39180

## CONVERSION TABLE

### Metric to U.S. Customary

<u>Multiply</u>	<u>By</u>	<u>To Obtain</u>
millimeters (mm)	0.03937	inches
centimeters (cm)	0.3937	inches
meters (m)	3.281	feet
meters (m)	0.5468	fathoms
kilometers (km)	0.6214	statute miles
kilometers (km)	0.5396	nautical miles
square meters (m <sup>2</sup> )	10.76	square feet
square kilometers (km <sup>2</sup> )	0.3861	square miles
hectares (ha)	2.471	acres
liters (l)	0.2642	gallons
cubic meters (m <sup>3</sup> )	35.31	cubic feet
cubic meters (m <sup>3</sup> )	0.0008110	acre-feet
milligrams (mg)	0.00003527	ounces
grams (g)	0.03527	ounces
kilograms (kg)	2.205	pounds
metric tons (t)	2205.0	pounds
metric tons (t)	1.102	short tons
kilocalories (kcal)	3.968	British thermal units
Celsius degrees (°C)	1.8(°C) + 32	Fahrenheit degrees

### U.S. Customary to Metric

inches	25.40	millimeters
inches	2.54	centimeters
feet (ft)	0.3048	meters
fathoms	1.829	meters
statute miles (mi)	1.609	kilometers
nautical miles (nmi)	1.852	kilometers
square feet (ft <sup>2</sup> )	0.0929	square meters
square miles (mi <sup>2</sup> )	2.590	square kilometers
acres	0.4047	hectares
gallons (gal)	3.785	liters
cubic feet (ft <sup>3</sup> )	0.02831	cubic meters
acre-feet	1233.0	cubic meters
ounces (oz)	28350.0	milligrams
ounces (oz)	28.35	grams
pounds (lb)	0.4536	kilograms
pounds (lb)	0.00045	metric tons
short tons (ton)	0.9072	metric tons
British thermal units (Btu)	0.2520	kilocalories
Fahrenheit degrees (°F)	0.5556 (°F - 32)	Celsius degrees

## CONTENTS

	<u>Page</u>
PREFACE.....	iii
CONVERSION TABLE.....	iv
ACKNOWLEDGMENTS.....	vi
NOMENCLATURE/TAXONOMY/RANGE.....	1
MORPHOLOGY AND IDENTIFICATION AIDS.....	1
REASON FOR INCLUSION IN SERIES.....	3
LIFE HISTORY.....	3
Migration of Adults and Spawning.....	3
Eggs and Larvae.....	6
Juveniles and Adults.....	6
GROWTH CHARACTERISTICS.....	7
THE FISHERY.....	8
ECOLOGICAL ROLE.....	9
ENVIRONMENTAL REQUIREMENTS.....	9
Temperature and Salinity.....	9
Dissolved Oxygen.....	10
Depth.....	10
Water Movement and Turbidity.....	10
LITERATURE CITED.....	11

#### ACKNOWLEDGMENTS

We thank Stuart Wilk, U.S. National Marine Fisheries Service, Sandy Hook Laboratory, Sandy Hook, New Jersey, and L. E. Barger, U.S. National Marine Fisheries Service, Panama City, Florida, for reviewing this manuscript.




Figure 1. Bluefish.

BLUEFISH

NOMENCLATURE/TAXONOMY/RANGE

Scientific name....Pomatomus saltatrix  
 (Linnaeus)  
 Preferred common name.....Bluefish  
 (Figure 1)  
 Other common names.....Blue,  
 snapper, horse mackerel, Hatteras  
 blue, tailor  
 Class..... Osteichthyes  
 Order.....Perciformes  
 Family.....Pomatomidae  
 (P. saltatrix is the only species.)

Geographic range: The bluefish occurs  
 in most temperate coastal regions of  
 all oceans except the north and cen-  
 tral Pacific Ocean (Briggs 1960;  
 Wilk 1977). It is abundant in estu-  
 arine and continental shelf waters  
 of the east coast of North America  
 from Nova Scotia southward to Flori-  
 da and occurs in the Gulf of Mexico

westward to Texas (Dahlberg 1975).  
 In the South Atlantic Region (Cape  
 Hatteras, North Carolina, southward  
 to Cape Canaveral, Florida), blue-  
 fish are most abundant along the  
 coasts of North Carolina and Flori-  
 da (Figure 2).

MORPHOLOGY AND IDENTIFICATION AIDS

The first dorsal fin has 8-9  
 spines; the second dorsal fin has  
 24-25 rays; and the anal fin has 2-3  
 spines and 26 rays. The number of  
 lateral line scales is usually 95.  
 Adults are bluish or greenish above  
 and silvery below and have a blackish  
 spot at the base of the pectoral fins  
 (Jordan and Evermann 1896). The large  
 lower jaw projects beyond the upper  
 jaw (Dahlberg 1975). The head is  
 proportionally larger in advanced

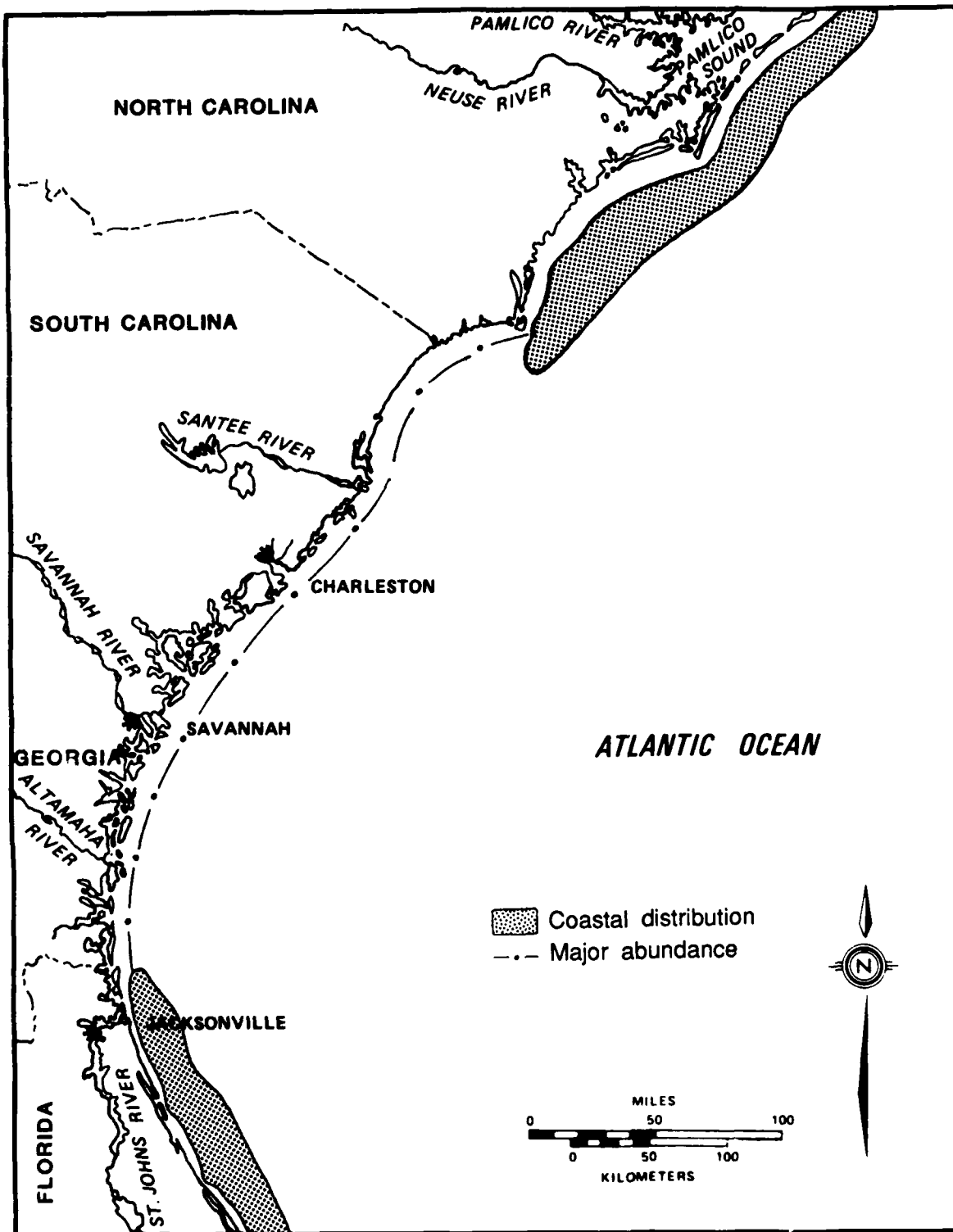


Figure 2. Distribution of the bluefish in the South Atlantic Region. Major centers of abundance are along North Carolina and Florida.



juveniles than in adults (Lippson and Moran 1974). Larvae and juveniles were described by Deuel et al. (1966) and Norcross et al. (1974).

Two stocks of bluefish have been identified along the Atlantic coast. One stock spawns during late summer in continental shelf waters in the Middle Atlantic Region (Cape Cod, Massachusetts, to Cape Hatteras), and the other spawns during spring at the margin of the Gulf Stream in the South Atlantic Region between Cape Hatteras and northern Florida (Lassiter 1962; Kendall and Walford 1979). The two stocks are distinguishable through multivariate analysis of differences in body proportions (morphometrics) as well as growth patterns on the scales of selected year classes. Compared with summer-spawned yearlings of the Middle Atlantic Region, spring-spawned yearlings of the South Atlantic have a relatively larger head and pectoral fin, larger eye in proportion to the head, longer maxillary bone, and shorter dorsal, anal, and ventral fins (Wilk 1977).

#### REASON FOR INCLUSION IN SERIES

The bluefish is an important recreational and commercial fish along the Atlantic seaboard; the recreational fishery predominates in the South Atlantic Region (Anderson 1978). In the charter boat fishery from Cape Hatteras to South Carolina, the catch of bluefish is exceeded only by that of king mackerel, *Scomberomorus cavalla* (Manooch et al. 1981). Recreational bluefish harvest for 1983 in the South Atlantic Region was about 10 million fish--or about 23% of the total east coast recreational catch of bluefish (NMFS 1985). Due to their abundance and high trophic level, bluefish play a major ecological role in estuarine and continental shelf waters and are dependent on these habitats for spawning and nursery areas. No other

Atlantic coast species is as abundant throughout such a wide range and variety of habitats (Wilk 1980).

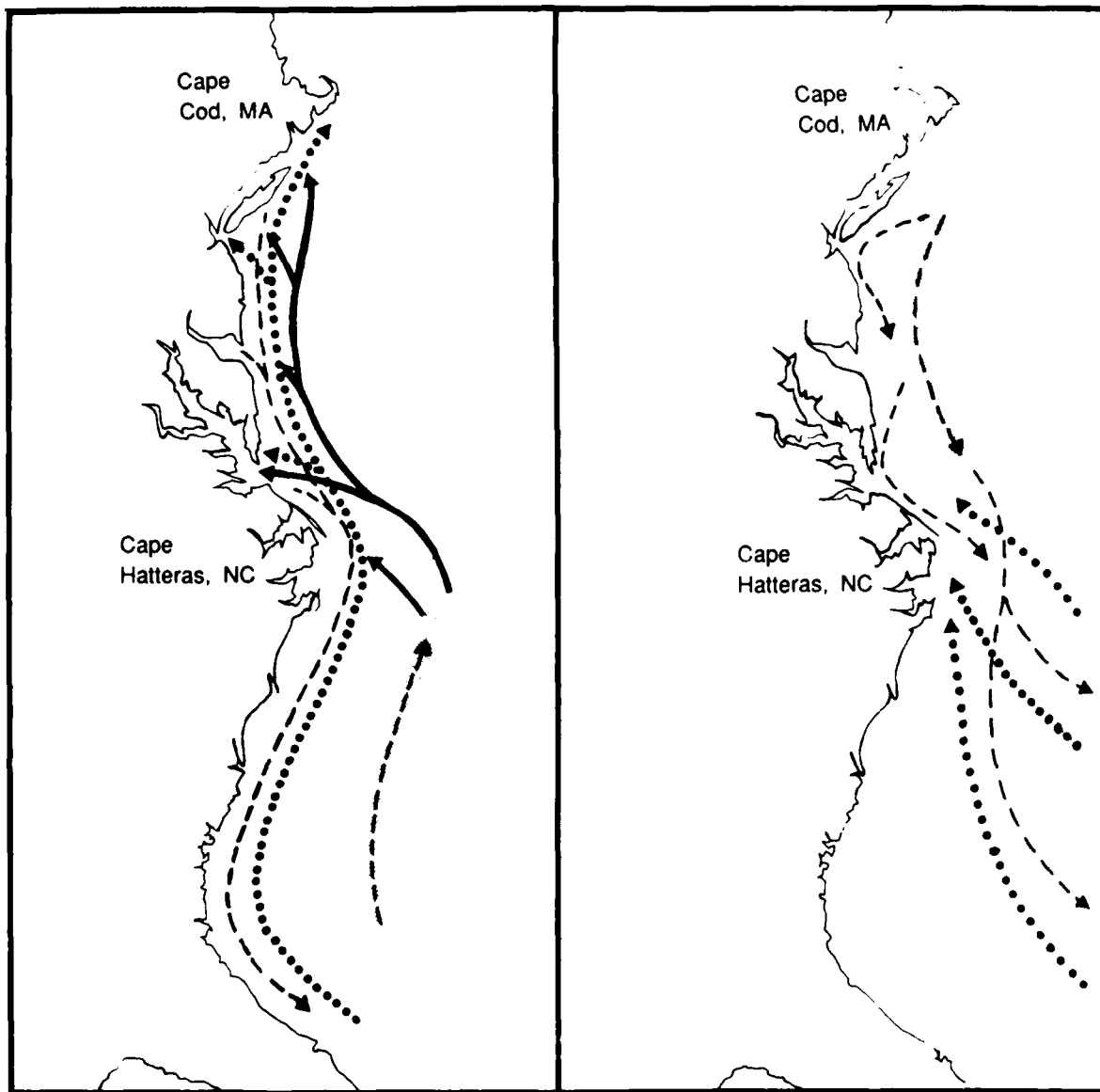
#### LIFE HISTORY

##### Migration of Adults and Spawning

The bluefish is a migratory pelagic species that generally travels northward in spring and summer and southward in fall and winter along the Atlantic seaboard. Concentrations of bluefish are greatest from northern North Carolina to Cape Cod in summer and along the Florida coast in winter (Mid-Atlantic Fishery Management Council 1982). Bluefish in the Gulf of Mexico apparently remain separate from those along the Atlantic coast (Lyman 1974; Barger et al. 1978). The present discussion is limited to the two stocks of bluefish that occur along the Atlantic coast.

In the South Atlantic Region, spawning occurs primarily during spring in waters just shoreward of the Gulf Stream, from southern North Carolina to Florida (Figures 3a, 4a). Ripening bluefish arrive along the coast of the Carolinas in mid-spring. Males with free-flowing milt are more commonly found in coastal areas than are ripe females because the females move offshore before their final stage of ripening (Deuel et al. 1966). There is evidence of relatively minor fall and winter spawning just south of Cape Hatteras (Kendall and Walford 1979).

In the Middle Atlantic Region, spawning occurs in summer (May - September) in waters over the continental shelf (Figures 3b, 4b; Lippson and Moran 1974; Kendall and Walford 1979; Smith et al. 1979). Norcross et al. (1974) found that bluefish north of Cape Hatteras spawned mainly over the outer half of the continental shelf; 80% of the eggs they collected were taken more than 55 km



a. Spring-spawning

b. Summer-spawning

spawning area  
 ←———— 1-2 months, summer  
 ←----- 5-6 months, fall  
 ←•••••••• 12-13 months, spring

spawning area  
 ←----- 2-4 months, fall  
 ←•••••••• 9-11 months, spring

Figure 3. Migration routes of bluefish from hatching until 1 year old.

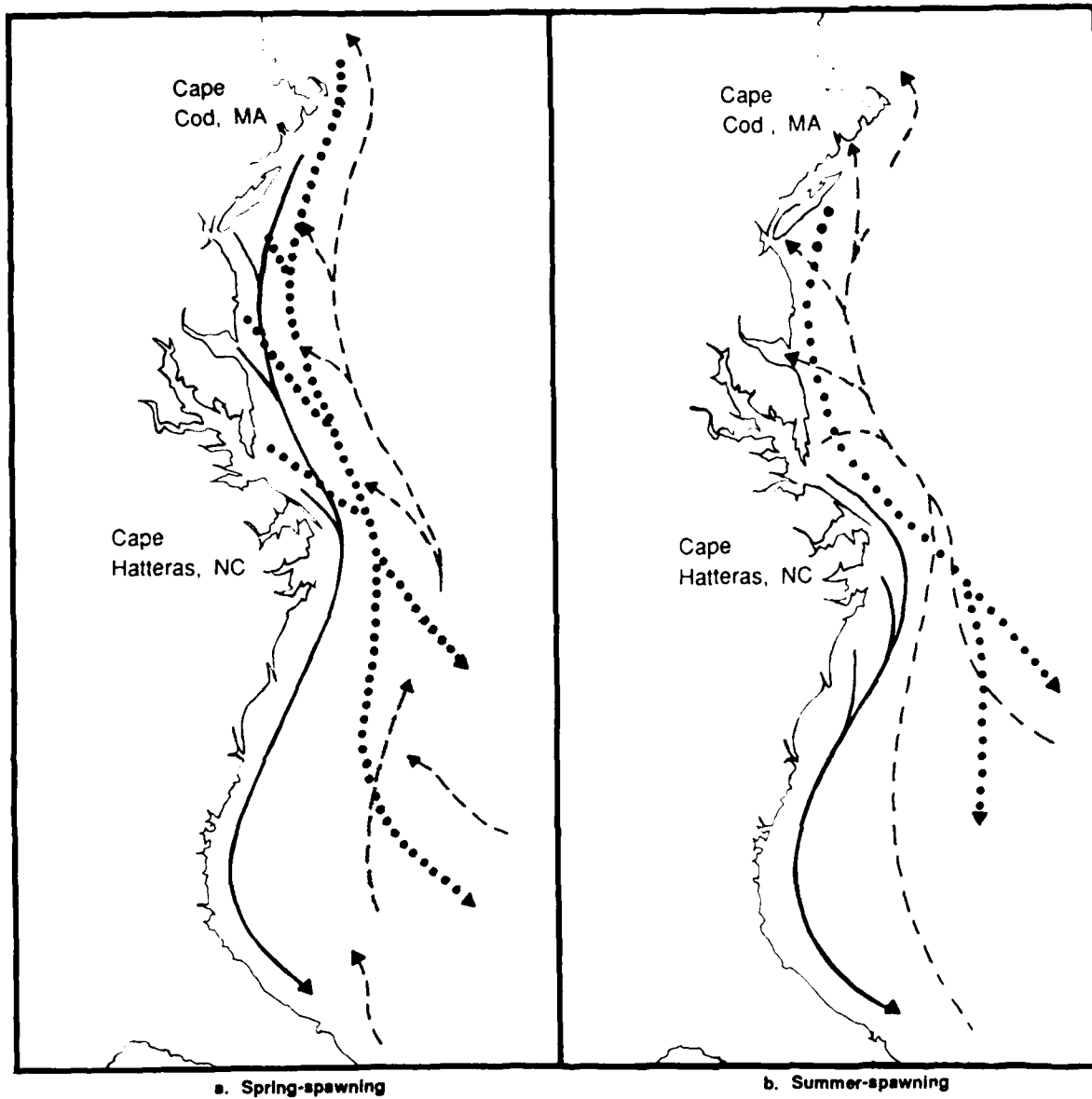


Figure 4. Migration routes of bluefish over 1 year old.

from shore. The depth at which spawning occurs is not known.

In the Middle Atlantic Region, significant numbers of summer-spawning adult bluefish that have apparently completed spawning move inshore into bays and inlets of Long Island Sound and the New Jersey coast during July and August (Figure 4b; Lund and Maltezos 1970). In the South Atlantic Region, younger bluefish (aged < 2 years for spring spawners and aged between 1 and 2 years for summer spawners) inhabit nearshore areas during their southerly migration in fall and winter (Figures 3a, 4a, 4b; Wilk 1977).

#### Eggs and Larvae

Female bluefish weighing 1.9-2.7 kg contained 600,000-1,400,000 eggs (Lassiter 1962). Fertilized eggs are spherical, 0.9-1.2 mm in diameter, and have an oil globule of 0.22-0.30 mm. In laboratory studies, eggs hatched after 46-48 h at 20 °C, and newly hatched larvae were 2.0-2.2 mm total length (TL) (Deuel et al. 1966). Kendall and Walford (1979) collected larvae as small as 3 mm standard length (SL) in outer continental shelf waters of the South Atlantic Region. Detailed descriptions of embryonic and early larval stages of bluefish were published by Deuel et al. (1966); Norcross et al. (1974) described development from the stage immediately after yolk sac absorption to the early juvenile stage at 17 mm SL.

During spring, concentrations of larvae in the South Atlantic Region were greatest off the New River, North Carolina, and Charleston, South Carolina, near the outer edge of the continental shelf (Kendall and Walford 1979). These larvae apparently are carried northward past Cape Hatteras by the Gulf Stream in April and May (Figure 3) and are dispersed over the continental slope of the Middle Atlantic Region (Kendall and Walford

1979; Smith 1980; Powles 1981). Collins and Stender (1987), however, presented evidence for southward and seaward migration of bluefish larvae that came from spring spawning in the South Atlantic Bight. Larvae from the minor fall and winter spawning in southern waters may find their way inshore south of Cape Hatteras, as indicated by the presence of a few juveniles there during winter (Kendall and Walford 1979; Powles 1981).

Morse et al. (1987) found a high abundance of larvae in summer on the continental shelf of the Middle Atlantic Region. Larvae spawned in the Middle Atlantic Region remain offshore until late summer and then apparently move southward in fall. Their distribution in winter is unknown (Kendall and Walford 1979).

Larval development takes place in outer continental shelf waters, primarily within 6 m of the surface, at temperatures of 18-26 °C and salinities of 30-32 ppt (Kendall and Walford 1979). Larvae undergo diel vertical migrations, concentrating at depths near 4 m during midday and at the surface at night (Kendall and Naplin 1981).

#### Juveniles and Adults

Bluefish of 13-17 mm SL have full fin ray counts and most of the other characteristics of adults (Lippson and Moran 1974; Norcross et al. 1974). Juveniles from the spring spawn in the South Atlantic Region occur in outer continental shelf waters of the Middle Atlantic Region from April through June (Kendall and Walford 1979). As inshore waters warm, they move shoreward across the continental shelf into estuaries between Cape May, New Jersey, and Long Island, New York, where they reach fork lengths (FL) of 180-200 mm by fall (Wilk 1977; Figure 3). Nyman and Conover (1987) suggest that most young-of-the-year bluefish in New York waters come from the spring spawning area. Juveniles from

the summer spawn in the Middle Atlantic Region probably remain at sea, migrate south of Cape Hatteras in early fall, and spend the winter offshore, appearing in the sounds of North Carolina during the following spring (Kendall and Walford 1979).

Bluefish typically reach sexual maturity by age III at about 450 mm FL (Wilk 1977). Adults move in schools of similar-sized individuals; these schools remain loosely associated to form large aggregations that sometimes extend over many square kilometers along the coastline. Movement patterns are determined by several environmental factors, among which temperature and photoperiod are probably the most important (Olla and Studholme 1971).

In fall and winter, most adult bluefish from both Atlantic Coast stocks migrate southward and overwinter along the east coast of Florida. Tagging studies have indicated that the southward migration in fall is closer to shore than the subsequent northerly migration in spring (Wilk 1977). Some adults overwinter between Cape Hatteras and Cape Lookout, North Carolina, where large fish (4-9 kg) have been taken in trawls and gill nets from December through March (J. L. Ross, North Carolina Division of Marine Fisheries, Morehead City; pers. comm.).

#### GROWTH CHARACTERISTICS

Growth rate of larval bluefish is initially very rapid but decreases after about 3 days. Deuel et al. (1966), who determined growth rates for Long Island bluefish larvae from eggs that were fertilized and hatched in a laboratory, reported average total lengths of 2.1 mm at hatching, 2.8 mm on day 1, 3.0 mm on day 2, 3.2 mm on day 3, and 3.3 mm on day 4. Growth rates for laboratory reared fish, however, may not be representative of growth at sea.

No data on growth of juvenile bluefish have been published, but some information is available on juvenile sizes at different times of the year from collections taken in the Middle and South Atlantic Regions. Spring-spawned fish collected in Middle Atlantic Region estuaries were 25-35 mm FL during summer and grew to about 200 mm FL by fall. Summer-spawned fish were about 230 mm FL when collected in North Carolina waters the following spring and about 290 mm FL in fall (Wilk 1977). Male and female bluefish grow at about the same rate (Hamer 1959; Richards 1976). Von Bertalanffy growth equations have been developed for bluefish collected from North Carolina (Lassiter 1962) and from South Carolina to southern Florida (Barger, unpublished MS), but differences in aging techniques and stocks sampled make comparisons difficult. Wilk (1977) published the most comprehensive summary of age and growth of bluefish along the Atlantic seaboard (Table 1).

Length-weight relationships for North Carolina bluefish are similar to those for bluefish collected from South Carolina to southern Florida. Equations useful for predicting weight (W, in grams) from fork length (mm) are

$$W = (2.45 \times 10^{-5})FL^{2.903}$$

for fish collected off North Carolina (Lassiter 1962) and

$$W = (1.49 \times 10^{-5})FL^{2.985}$$

for fish collected in South Carolina, Georgia, and Florida (Barger, unpublished MS). Wilk et al. (1978) reported the predictive equation for bluefish collected in the New York Bight as

$$W = (1.12 \times 10^{-5})FL^{3.036}$$

Table 1. Average size of bluefish of different ages collected from Rhode Island to Florida, 1963-68 (Wilk 1977). Averages were based on about 25,000 determinations of age (using scales) and 7,500 measurements of weight.

Age	Fork length (cm)	Weight (kg)
I	21	0.1
II	35	0.6
III	46	1.3
IV	55	2.2
V	62	3.2
VI	66	4.2
VII	72	5.0
VIII	76	5.8
IX	78	6.3
X	80	6.8
XI	82	7.3
XII	83	7.6
XIII	85	8.0
XIV	86	8.4

## THE FISHERY

The recreational catch of bluefish in the South Atlantic Region generally exceeds the commercial catch. In 1983, anglers caught about 10 million bluefish, of which 8.2 million were from North Carolina, 1.4 million were from Florida, 0.2 million were from South Carolina, and 0.2 million were from Georgia (NMFS 1985). The 1979 commercial harvest in the South Atlantic Region was less than 5 million lb. The dependence of adult bluefish on nearshore habitats is reflected by the areas from which most of the recreational catch was taken; 60% of the harvest came from areas within 5 km of the shore. Catches from private or charter boats accounted for about 69% of the total bluefish catch, and catches from shore accounted for about 31% (NMFS 1985).

Commercial landings of bluefish increased considerably in the late 1970's and early 1980's, primarily due to increased catches in North Carolina (Table 2). During the early 1970's, long-haul seine fishermen in Pamlico Sound and the Outer Banks landed most of the North Carolina catch, but prices were less than \$0.10 per lb. Most of the increase in harvest has come from offshore gillnet catches

Table 2. Reported commercial bluefish landings and values, 1976-81 (Mid-Atlantic Fishery Management Council 1982).

Year	Commercial landings (thousands of lb)				Total	Value (per lb)
	North Carolina	South Carolina	Georgia	Florida (E. coast)		
1976	1,356	1	<1	1,380	2,737	0.10
1977	2,331	10	1	1,500	3,842	0.09
1978	1,948	10	<1	1,230	3,188	0.13
1979	3,407	13	<1	1,348	4,768	0.19
1980	5,444	4	<1	1,762	7,210	0.14
1981	6,610	3	1	2,016	8,626	0.19

(J. L. Ross, North Carolina Division of Marine Fisheries, Morehead City; pers. comm.) and from the winter trawl fishery, which exploits a variety of pelagic species (Street 1983). The bulk of the commercial bluefish harvest is composed of age I-IV fish (Wilk 1977), but many age V-VII fish are taken commercially from Chesapeake Bay southward to Cape Lookout, North Carolina (J. L. Ross, North Carolina Division of Marine Fisheries, Morehead City; pers. comm.). Data on bluefish abundance, mortality rates, recruitment, and other stock characteristics that would be helpful in making management decisions are not available (Wilk 1977).

#### ECOLOGICAL ROLE

The feeding ecology of larval and postlarval bluefish is not well known. The only published account (Kendall and Naplin 1981) indicated that larval bluefish ate mostly copepods, but also fed on cladocerans and invertebrate eggs. Lassiter (1962) reported that the diet of juvenile bluefish from North Carolina consisted of 18% invertebrates (shrimp, Penaeus spp., and squid, Loligo spp.) and 82% vertebrates (predominantly pinfish, Lagodon rhomboides, and silversides, Menidia spp.).

Adult bluefish are visual feeders and are most active during daylight (Olla et al. 1970; Olla and Studholme 1971, 1978). They are predominantly piscivorous; invertebrates play a progressively smaller role in the diet as age of the fish increases (Lassiter 1962; Naughton and Saloman 1984). Important prey in North Carolina included other bluefish; butterflyfish, Peprilus triacanthus; harvestfish, P. alepidotus; anchovies, Anchoa spp.; seatrout, Cynoscion spp.; spot, Leiostomus xanthurus; and

Atlantic menhaden, Brevoortia tyrannus (Lassiter 1962). Naughton and Saloman (1984) described the food habits of 283 bluefish collected along North and South Carolina in 1977-1981; a preference for schooling coastal fish species was evident--the most common prey included Sciaenidae, Clupeidae, Mugilidae, and Engraulidae. A list of the known food of bluefish collected along the entire Atlantic coast contained 16 invertebrate and 67 vertebrate species (Wilk 1977).

Only large predators, such as sharks (particularly mako sharks, Isurus spp.), tunas, swordfish (Xiphias gladius), and wahoo (Acanthocybium solanderi) prey on adult bluefish. Possible competitors are spanish mackerel, Scomberomorus maculatus; king mackerel, S. cavalla; striped bass, Morone saxatilis; large weakfish, Cynoscion regalis; Atlantic bonito, Sarda sarda; and little tunny, Euthynnus alletteratus (C.S. Manooch, National Marine Fisheries Service, Southeast Fisheries Center, Beaufort, North Carolina; pers. comm.).

#### ENVIRONMENTAL REQUIREMENTS

##### Temperature and Salinity

Newly spawned bluefish larvae have been found in the South Atlantic Region just shoreward of the Gulf Stream at temperatures of 20-26 °C and salinities of 35-38 ppt (Kendall and Walford 1979; Powles 1981). Spawning in the Middle Atlantic Region occurs at slightly lower temperatures of 17-24 °C and salinities of 30-32 ppt (Norcross et al. 1974; Kendall and Walford 1979; Smith 1980). Bluefish up to about 250 mm TL require temperatures higher than 10 °C for survival (Lund and Maltezos 1970), but adults may be able to survive brief exposures to temperatures as low as 7.5 °C (Wilk 1977). Adults held in a laboratory were able to survive temperatures as high as 30.4 °C (Olla and Studholme 1971). In northeast and east central

Florida, adults occur in nearshore areas where temperatures exceed 27 °C for prolonged periods (Padgett 1970).

#### Dissolved Oxygen

Data describing effects of dissolved oxygen concentration on bluefish are not available. However, two situations where bluefish avoided areas of low dissolved oxygen have been reported. One report comes from observations of small bluefish preying on spawning Atlantic silversides, *Menidia menidia* (Middaugh et al. 1981). Dissolved oxygen concentration was lowest (less than 1 mg/l) in the area of most intense spawning; bluefish penetrated no further than the 4 mg/l isopleth. In another case, adult bluefish were absent from areas of the New York Bight having depressed dissolved oxygen during summer, but specific oxygen levels avoided were not determined (Azarovitz et al. 1979).

#### Depth

Bluefish are seldom found beyond the continental shelf, but juveniles and adults occupy nearshore habitats as shallow as 0.15 m (De Sylva 1976).

A bluefish can secrete gas into its swim bladder at the fastest rate known for any fish; consequently it can rapidly change depths over a large range (Bentley and Wiley 1982).

#### Water Movement and Turbidity

Adult bluefish forced to swim against water currents in a laboratory system maintained speeds of 4.0 to 4.6 body lengths per second for at least 30 min. At intermediate and high swimming velocities, bluefish can shift to ram gill ventilation, transferring the workload of ventilation from the branchial to the swimming musculature. This transfer results in significant metabolic savings during rapid swimming (Freadman 1979). Bluefish are powerful swimmers and can swim in turbulent waters. Ogilvy and Dubois (1981) determined that turbulence introduced into a swimming chamber did not reduce the fish's maximum swimming speed.

Turbidity may affect bluefish feeding. Adult bluefish are visual feeders (Olla et al. 1970), and anglers are usually more successful when water is relatively clear than when it is turbid (Padgett 1970).



#### LITERATURE CITED

- Anderson, R.D. 1978. Feeding and spawning of bluefish. *Sea Front.* 24:335-339.
- Azarovitz, T.R., C.J. Byrne, M.J. Silverman, B.L. Freeman, W.G. Smith, S.C. Turner, B.A. Halgren, and P.J. Festa. 1979. Effects on finfish and lobster. Pages 295-314 in R.L. Swanson and C.J. Sinderman, eds. Oxygen depletion and associated benthic mortalities in New York Bight, 1976. NOAA Prof. Pap. No. 11. 345 pp.
- Barger, L.E. Age and growth of bluefish, Pomatomus saltatrix (Linnaeus), from the northeastern Gulf of Mexico and the southeastern coast of the United States. U.S. National Marine Fisheries Service. Panama City, FL. Unpublished manuscript.
- Barger, L.E., L.A. Collins, and J.H. Finucane. 1978. First record of bluefish larvae, Pomatomus saltatrix, in the Gulf of Mexico. *Northeast Gulf Sci.* 2:145-148.
- Bentley, T.B., and M.L. Wiley. 1982. Intra- and inter-specific variation in buoyancy of some estuarine fishes. *Env. Biol. Fishes* 7:77-81.
- Briggs, J.C. 1960. Fishes of world-wide (circumtropical) distribution. *Copeia* 1960:171-180.
- Collins, M.R., and B.W. Stender. 1987. Larval king mackerel (Scomberomorus cavalla), Spanish mackerel (S. maculatus), and bluefish (Pomatomus saltatrix) off the southeast coast of the United States, 1973-1980. *Bull. Mar. Sci.* 41:822-823.
- Dahlberg, M.D. 1975. Guide to coastal fishes of Georgia and nearby States. University of Georgia Press, Athens. 187 pp.
- De Sylva, D.P. 1976. Attacks by bluefish (Pomatomus saltatrix) on humans in South Florida. *Copeia* 1976:196-198.
- Deuel, D.G., J.R. Clark, and A.J. Mansueti. 1966. Description of embryonic and early larval stages of bluefish, Pomatomus saltatrix. *Trans. Am. Fish. Soc.* 95:264-271.
- Freadman, M.A. 1979. Swimming energetics of striped bass (Morone saxatilis) and bluefish (Pomatomus saltatrix): Gill ventilation and swimming metabolism. *J. Exp. Biol.* 83:217-230.
- Hamer, P.E. 1959. Age and growth studies of the bluefish (Pomatomus saltatrix Linnaeus) of the New York Bight. M.S. Thesis. Rutgers University, New Brunswick, N.J.
- Jordan, D.S., and B.W. Evermann. 1896. The fishes of North and Middle America. *Bull. U.S. Natl. Mus.* No. 47. 4 parts. 3,313 pp.
- Kendall, A.W., Jr., and L.A. Walford. 1979. Sources and distribution of bluefish, Pomatomus saltatrix,

- larvae and juveniles off the east coast of the United States. U.S. Natl. Mar. Fish. Serv. Fish. Bull. 77:213-227.
- Kendall, A.W., Jr., and N.A. Naplin. 1981. Diel-depth distribution of summer ichthyoplankton in the Middle Atlantic Bight. U.S. Natl. Mar. Fish. Serv. Fish. Bull. 79:705-726.
- Lassiter, R.R. 1962. Life history aspects of the bluefish, Pomatomus saltatrix (Linnaeus), from the coast of North Carolina. M.S. Thesis. North Carolina State College, Raleigh. 103 pp.
- Lippson, A.J., and R.L. Moran. 1974. Manual of identification of early developmental stages of fishes of the Potomac River Estuary. Power Plant Siting Program, Maryland Dept. Nat. Resour., PPSP-MP-13. 282 pp.
- Lund, W.A., Jr., and G.C. Maltezos. 1970. Movements and migrations of the bluefish, Pomatomus saltatrix, tagged in waters of New York and southern New England. Trans. Am. Fish. Soc. 99:719-725.
- Lyman, H. 1974. Successful bluefishing. International Marine Publ. Co., Camden, Me. 112 pp.
- Manooch, C.S., III, L.E. Abbas, and J.L. Ross. 1981. A biological and economic analysis of the North Carolina charter boat fishery. Mar. Fish. Rev. 43(8):1-11.
- Mid-Atlantic Fishery Management Council. 1982. Bluefish fishery management plan. Mid-Atlantic Fishery Management Council, Dover, Del. 63 pp.
- Middaugh, D.P., G.I. Scott, and J.M. Dean. 1981. Reproductive behavior of the Atlantic silverside, Menidia menidia (Pisces, Atherinidae). Env. Biol. Fishes 6:269-276.
- Morse, W.W., M.P. Fahay, and W.G. Smith. 1987. MARMAP surveys of the Continental Shelf from Cape Hatteras, North Carolina, to Cape Sable, Nova Scotia (1977-1984). Atlas No. 2. Annual distribution patterns of fish larvae. NOAA Tech. Memo. NMFS-F/NEC-47.
- Naughton, S.P., and C.H. Saloman. 1984. Food of bluefish (Pomatomus saltatrix) from the U.S. South Atlantic and Gulf of Mexico. NOAA Tech. Memo. NMFS-SEFC-150. 37 pp.
- NMFS (National Marine Fisheries Service, U.S. Department of Commerce). 1985. Marine recreational fishery statistics survey, Atlantic and Gulf Coasts, 1983-1984. U.S. Natl. Mar. Fish. Serv. Curr. Fish. Stat. No. 8326. 222 pp.
- Norcross, J.J., S.L. Richardson, W.H. Massman, and E.B. Joseph. 1974. Development of young bluefish (Pomatomus saltatrix) and distribution of eggs and young in Virginian coastal waters. Trans. Am. Fish. Soc. 103:477-497.
- Nyman, R.M., and D.O. Conover. 1987. The relation between spawning season and the recruitment of young-of-the-year bluefish, Pomatomus saltatrix, to New York. U.S. Natl. Mar. Fish. Serv. Fish. Bull. 86:237-250.
- Ogilvy, C.S., and A.B. Dubois. 1981. The hydrodynamic drag of swimming bluefish (Pomatomus saltatrix) in different intensities of turbulence: variation with changes of buoyancy. J. Exp. Biol. 92:67-85.
- Olla, B.L., H.M. Katz, and A.L. Studholme. 1970. Prey capture and feeding motivation in the bluefish, Pomatomus saltatrix. Copeia 1970: 360-362.
- Olla, B.L., and A.L. Studholme. 1971. The effect of temperature on the activity of bluefish, Pomatomus

- saltatrix L. Biol. Bull. (Woods Hole) 141:337-349.
- Olla, B.L., and A.L. Studholme. 1978. Comparative aspects of the activity rhythms of tautog, Tautoga onitis, bluefish, Pomatomus saltatrix, and Atlantic mackerel, Scomber scombrus, as related to their life habits. Pages 131-151 in J.E. Thorpe, ed. Rhythmic activity of fishes. Academic Press, New York. 312 pp.
- Padgett, H.R. 1970. Notes on Florida bluefish. Underwater Nat. 6(4):40-41.
- Powles, H. 1981. Distribution and movements of neustonic young of estuarine dependent (Mugil spp., Pomatomus saltatrix) and estuarine independent (Coryphaena spp.) fishes off the Southeastern United States. Rapp. P.-V. Reun. Cons. Int. Explor. Mer 178:207-209.
- Richards, S.W. 1976. Age, growth, and food of bluefish (Pomatomus saltatrix) from East-Central Long Island Sound from July through November 1975. Trans. Am. Fish. Soc. 105:523-525.
- Smith, W.G., A.W. Kendall, Jr., P.L. Berrien, and M.P. Fayhay. 1979. Principal spawning areas and times of marine fishes. Cape Sable to Cape Hatteras. U.S. Natl. Mar. Fish. Serv. Fish. Bull. 76:911-915.
- Smith, W.G. 1980. What studies of young fish tell about fish populations. Underwater Nat. 12(4):9-16.
- Street, M.W. 1983. A look at the 1982 commercial catch. Tar Heel Coast 18(2):1-5.
- Wilk, S.J. 1977. Biological and fisheries data on bluefish, Pomatomus saltatrix (Linnaeus). U.S. Natl. Mar. Fish. Serv., Tech. Ser. Rep. 11, Northeast Fisheries Center, Highlands, N.J. 56 pp.
- Wilk, S.J. 1980. The recreational fishery. Underwater Nat. 12(4):40-45.
- Wilk, S.J., W.W. Morse, and D.E. Ralph. 1978. Length-weight relationships of fishes collected in the New York Bight. Bull. New Jersey Acad. Sci. 23:58-64.

50272-101

REPORT DOCUMENTATION PAGE	1. REPORT NO. Biological Report 82(11.96)*	2.	3. Recipient's Accession No.
4. Title and Subtitle Species Profiles: Life Histories and Environmental Requirements of Coastal Fishes and Invertebrates (South Atlantic)--Bluefish		5. Report Date April 1989	
7. Author(s) J. Douglas Oliver, Michael J. Van Den Avyle and Earl L. Bozeman, Jr.		6.	
9. Performing Organization Name and Address Georgia Cooperative Fish and Wildlife Research Unit School of Forest Resources University of Georgia Athens, GA 30602		8. Performing Organization Rept. No.	
12. Sponsoring Organization Name and Address U.S. Department of the Interior Fish and Wildlife Service National Wetlands Research Center Washington, DC 20240		10. Project/Task/Work Unit No.	
U.S. Army Corps of Engineers Waterways Experiment Station P.O. Box 631 Vicksburg, MS 39180		11. Contract(C) or Grant(G) No. (C) (G)	
		13. Type of Report & Period Covered	
		14.	
15. Supplementary Notes *U.S. Army Corps of Engineers Report No. TR EL-82-4			
16. Abstract (Limit: 200 words) Species profiles are literature summaries of the life history, distribution, and environmental requirements of coastal fishes and invertebrates. Profiles are prepared to assist with environmental impact assessment. The bluefish ( <i>Pomatomus saltatrix</i> ) is a valuable recreational and commercial fish on the Atlantic coast. In the South Atlantic Region the recreational catch exceeds the commercial catch. The bluefish is a migratory pelagic fish that generally travels northward in spring and summer and southward in fall and winter along the Atlantic seaboard. In the South Atlantic Region, spawning occurs primarily during spring in waters just shoreward of the Gulf Stream from southern North Carolina to Florida. Most larvae are carried northward by the Gulf Stream and are dispersed over the continental slope of the Middle Atlantic Region. Adult bluefish inhabit nearshore areas in the South Atlantic Region during their southerly migration in fall and winter. Larval bluefish eat mostly copepods, cladocerans, and invertebrate eggs; juveniles eat larger invertebrates and fishes. Adult bluefish eat fishes and seem to prefer schooling coastal species. Bluefish have been reported to avoid areas of low dissolved oxygen. Water turbidity may affect feeding because bluefish rely on vision to locate prey. Environmental disturbances which affect the dissolved oxygen concentration or turbidity of estuarine and nearshore waters may, therefore, affect bluefish distribution and feeding.			
17. Document Analysis a. Descriptors Estuaries Fishes Growth  b. Identifiers/Open-Ended Terms Bluefish <u>Pomatomus saltatrix</u> Habitat  Spawning Fisheries  c. COSATI Field/Group			
18. Availability Statement Unlimited Distribution		19. Security Class (This Report) Unclassified	21. No. of Pages 13
		20. Security Class (This Page) Unclassified	22. Price

(See ANSI-Z39.18)

OPTIONAL FORM 272 (4-77)  
(Formerly NTIS-35)  
Department of Commerce