

THIS FILE COPY

Department of Defense

HEALTH MANPOWER STATISTICS

FISCAL YEAR 1988

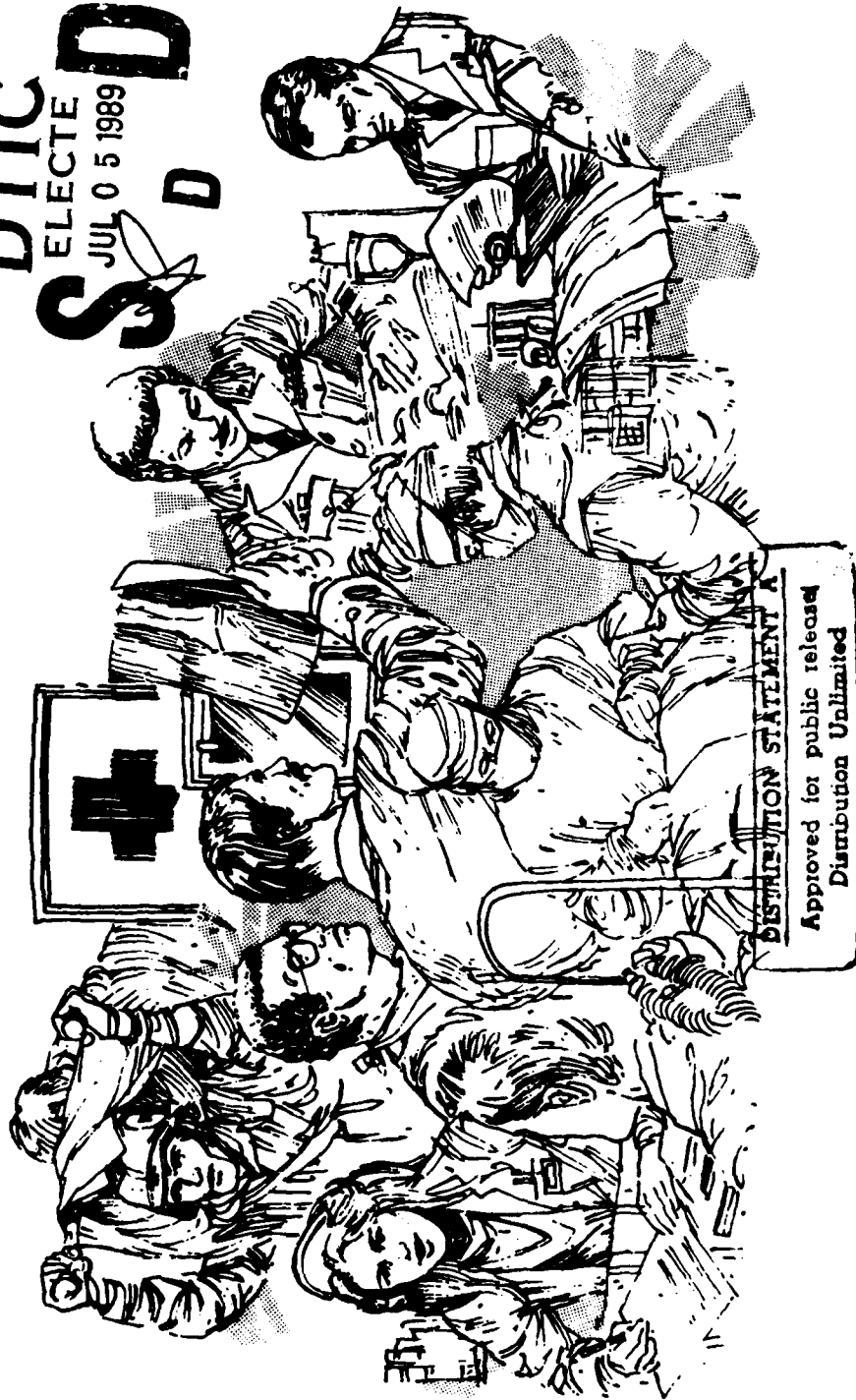
AD-A210 099

12

M06

290 90 2 68

DTIC
ELECTE
JUL 05 1989
S D



DISTRIBUTION STATEMENT A
Approved for public release
Distribution Unlimited

Department of Defense
Health Manpower Statistics

Fiscal Year 1988

Prepared Annually by

Washington Headquarters Services
Directorate for Information
Operations and Reports

For sale by the Superintendent of Documents
U.S. Government Printing Office
Washington, D.C. 20402

DTIC and NTIS identification number for this publication is DIOR/M06-88.

FOREWORD

Health Manpower Statistics (HMS) is published annually by the Office of the Secretary of Defense, Washington Headquarters Services, Directorate for Information Operations and Reports (WHS/DIOR), in support of the Office of Medical Readiness, Office of the Assistant Secretary of Defense (Health Affairs). This report provides a consolidated reference document for responding to numerous questions from the Administration, Congress, and others. It provides input for long range personnel planning models for the Military Departments and Department of Defense personnel managers.

Specific questions on the data contained herein should be addressed to the Director of Manpower, Personnel and Training, Office of the Assistant Secretary of Defense (Health Affairs).

Accession For	
NTIS	<input checked="" type="checkbox"/>
CRAMI	<input checked="" type="checkbox"/>
DTIC	<input type="checkbox"/>
TAB	<input type="checkbox"/>
Unannounced	<input type="checkbox"/>
Justification	
By	
Distribution /	
Availability Codes	
Dist	AVAIL AND/OR Special
A-1	

NOTE: The contents of this publication may be reprinted without permission.

TABLE OF CONTENTS

	<u>Page</u>
INTRODUCTION.....	1
Special Note.....	2
<u>Section I - ACTIVE DUTY MILITARY and CIVILIAN PERSONNEL.....</u>	<u>3</u>
Format 1 - Health Manpower Requirements, Authorizations, and End Strengths by Corps Level.....	4
Figure 1 - Required, Authorized and Assigned Active Health Manpower By Corps.....	9
Figure 2 - Corps End Strength.....	10
Format 2 - Grade Distribution of Selected Active Duty Medical Personnel by Primary Discipline.....	11
Figure 3 - Grade Distribution: MC, DC, NC.....	16
Format 3 - Professional Health Manpower Personnel by Corps and Sex.....	17
Figure 4 - Health Care Personnel Distributed By Sex.....	20
Figure 5 - Health Care Personnel Distributed By Sex.....	21
Format 4 - Gains, Losses, and Authorizations of Selected Disciplines.....	22
Format 5 - Direct Accessions by Discipline by Year.....	28
Format 6 - Physician Accessions by Pay Grade at Time of Report.....	32
Format 7 - Direct Accession Physicians by Pay Grade at Time of Report.....	34
Format 8 - Currently Identified and Best Estimate of Health Manpower Accessions, by Discipline and Year.....	36
Figure 6 - Source of Physician Accessions.....	48
Format 9 - Number of AFHPSP Students by Year in School.....	49
Format 10 - GME-1 Continuation and Early Returns to Residency.....	51
Format 11 - Service Sponsored Graduate Medical Education (GME).....	52
Format 12 - Service Sponsored Graduate Medical Education (GME).....	54
Format 13 - Service Deferred (Not Sponsored) Graduate Medical Education (GME) in Civilian Facilities - Program Totals.....	64

Format 14 - Service Deferred (Not Sponsored) Graduate Medical Education (GME) in Civilian Facilities - By Specialty.....	66
Format 15A - Active Duty Graduate Medical Education (GME) Program Total.....	75
Format 15B - Active Duty Graduate Medical Education (GME) Program by Specialty.....	76
Format 16 - Service Sponsored Graduate Dental Education.....	83
Format 17 - Physician Requirements, Authorizations, and End Strength.....	87
Figure 7 - Required, Authorized and Assigned Consolidated Physician Specialties.....	99
Format 18 - Physician Gains, Losses, and Authorizations, by Specialty.....	100
Format 19 - Physician Duty Specialties by Years of Service.....	122
Format 20 - Pay Grade Distribution of Physicians by Primary Specialty.....	144
Format 21 - Pay Grade Distribution of Physicians by Duty Specialty.....	155
Format 22 - Foreign Medical Graduate (FMG) Physicians Currently on Active Duty by Citizenship.....	166
Format 23 - Physicians in Administrative and Management Positions.....	168
Format 24 - Physicians in Non-Administrative and Non-Patient Care Positions.....	178
Format 25 - Dentist Requirements, Authorizations, and End Strengths.....	188
Format 26 - Dentist Duty Specialties by Years of Service.....	192
Format 27 - Pay Grade Distribution of Dentists by Primary Specialty.....	200
Format 28 - Pay Grade Distribution of Dentists by Duty Specialty.....	203
Format 29 - Dentists in Administrative and Management Positions.....	206
Format 30 - Dentists in Non-Administrative and Non-Patient Care Positions.....	209
Format 31 - Year of Service Group Distribution for Selected Health Professions by Primary Specialty.....	212
Format 32 - Health Manpower Requirements, Authorizations, and End Strengths - Selected Health Professionals.....	218
Format 33 - Enlisted Health Personnel.....	229
Format 34 - U.S. Civilian Health Care Personnel Strength.....	235
Format 35 - Civilian Health Care Personnel Strength (Local/Foreign Nationals).....	238

Section II - RESERVE COMPONENT and RETIRED PERSONNEL.....241

Format 36 - Reserve Component Health Manpower Requirements, Authorizations, and End Strengths by Corps Level.....242

Format 37 - Reserve Component Professional Health Manpower by Corps and Sex.....248

Format 38 - Selected Reserve Gains, Losses, and End Strength.....253

Format 39 - IRR/ING Gains, Losses, and End Strength.....256

Format 40 - Standby Reserve Gains, Losses, and End Strength.....259

Format 41 - Selected Reserve Recruitment by Discipline by Year.....262

Format 42 - IRR/ING Direct Accessions by Disciple by Year.....269

Format 43 - NOT APPLICABLE.....

Format 44 - Reserve Component Physicians Authorized and Assigned by Primary Specialty.....274

Format 45 - Retired Physicians by Primary Specialty.....288

Format 46 - Selected Reserve Physician Gains, Losses, and End Strength by Primary Specialty.....302

Format 47 - NOT APPLICABLE.....

Format 48 - Reserve Component Dentists Authorized and Assigned By Primary Specialty.....316

Format 49 - Retired Dentists By Primary Specialty.....320

Format 50 - Reserve Component Health Manpower Required and Assigned - Selected Health Professionals by Primary Specialty.....323

Format 51 - Retired Health Professionals by Primary Specialty.....337

Format 52 - Reserve Component Enlisted Health Care Personnel Required and Assigned By Primary Specialty.....351

Format 53 - Retired Enlisted Health Care Personnel by Primary Specialty.....361

Glossary.....367

INTRODUCTION

Health Manpower Statistics (HMIS) is an annual publication containing data on health medical personnel employed by the military departments within the Department of Defense (DoD). The publication is produced from a health manpower data base designed, established, and maintained by the Manpower Management Information Division of the Washington Headquarters Services/ Directorate for Information Operations and Reports in support of the Office of the Assistant Secretary of Defense for Health Affairs.

Data are submitted annually, as of the end of the fiscal year, by the Military Departments in accordance with DoD Instruction 7730.36. The data, as submitted by the Army, Navy, and Air Force, have been consolidated to produce the statistics as presented in this publication. Formats 1-35 represent the active duty military (officer and enlisted) and civilian personnel. Those remaining, formats 36-53, represent the reserve component personnel.

This report includes comparison data for the end of the fiscal year by requirements and authorizations and assignments by corps level and selected specialties. Other formats present recruiting summaries, gains by program source, force strength projections, and extensive displays of rank, years of service, and primary duty specialties for medical and dental officers. Education summaries show recruiting sources and projections for Armed Forces Health Professions Scholarship Program (AFHPS) and graduate medical and dental education programs.

NOTE ON SERVICE REQUIREMENTS:

Data on Service Requirements have not been included in the *Health Manpower Statistics* report for Fiscal Year 1988 because, as of the end of Fiscal Year 1988, the Department of Defense had not adopted the medical manpower wartime requirements reported by the Military Departments.

During the Fiscal Year 1988 Department of Defense review of the Services' most recent resource programs, inconsistencies were discovered in the Services' selection and application of certain planning factors used to compute medical manpower requirements. The Department is giving priority attention to the resolution of this significant issue. A comprehensive review of medical resource program goals directed by the Deputy Secretary of Defense includes initiatives to establish standard protocols for the use in determining medical program requirements. The outcome of these initiatives is expected to provide the analytic basis for refining and validating the Department's estimates of wartime medical personnel requirements and short-falls.

**SECTION I - ACTIVE DUTY MILITARY
and CIVILIAN PERSONNEL**

**FORMAT 1: HEALTH MANPOWER REQUIREMENTS, AUTHORIZATIONS, AND END STRENGTHS
BY CORPS LEVEL - FISCAL YEAR 1988**

CORPS	SERVICE	SERVICE REQUIREMENT	BUDGET AUTHORIZATION				END STRENGTH		
			DUTY FORCE	TRAINING	TRAN- SIENT	TOTAL	DUTY FORCE	TRAINING	TOTAL
MEDICAL CORPS	ARMY		3815	1540	32	5387	3601	1713	5314
	NAVY		3085	1074	122	4281	2840	1089	3929
	USAF		3144	890	65	4099	3054	929	3983
	TOTAL		10044	3504	219	13767	9495	3731	13226
DENTAL CORPS	ARMY		1505	170	7	1682	1483	157	1640
	NAVY		1563	105	34	1702	1575	104	1679
	USAF		1326	161	32	1519	1354	154	1508
	TOTAL		4394	436	73	4903	4412	415	4827
NURSE CORPS	ARMY		4011	506	62	4579	4037	506	4543
	NAVY		3265	131	78	3474	2957	111	3068
	USAF		4926	234	125	5285	5000	289	5289
	TOTAL		12202	871	265	13338	11994	906	12900

SEE PAGE 2
FOR NOTE ON
SERVICE
REQUIREMENTS

Prepared by Washington Headquarters Services
Directorate for Information
Operations and Reports

**FORMAT 1: HEALTH MANPOWER REQUIREMENTS, AUTHORIZATIONS, AND END STRENGTHS
BY CORPS LEVEL - FISCAL YEAR 1988**

CORPS	SERVICE	SERVICE REQUIREMENT	BUDGET AUTHORIZATION				END STRENGTH		
			DUTY FORCE	TRAINING	TRAN- SIENT	TOTAL	DUTY FORCE	TRAINING	TOTAL
MEDICAL SERVICE CORPS	ARMY		4220	492	31	4743	4364	492	4856
	NAVY		2501	113	61	2675	2426	118	2534
	USAF		1187	50	16	1253	1209	45	1254
	TOTAL		7908	655	108	8671	7999	645	8644
ARMY MEDICAL SPECIALIST CORPS	ARMY		408	57	7	472	418	57	475
	NAVY		0	0	0	0	0	0	0
	USAF		0	0	0	0	0	0	0
	TOTAL		408	57	7	472	418	57	475
BIOMEDICAL SCIENCES CORPS (USAF)	ARMY	SEE PAGE 2 FOR NOTE ON SERVICE REQUIREMENTS	0	0	0	0	0	0	0
	NAVY		0	0	0	0	0	0	0
	USAF		2286	119	28	2433	2303	111	2414
	TOTAL		2286	119	28	2433	2303	111	2414

Prepared by: Washington Headquarters Services
Directorate for Information
Operations and Reports

**FORMAT 1: HEALTH MANPOWER REQUIREMENTS, AUTHORIZATIONS, AND END STRENGTHS
BY CORPS LEVEL - FISCAL YEAR 1988**

CORPS	SERVICE	SERVICE REQUIREMENT	BUDGET AUTHORIZATION				END STRENGTH		
			DUTY FORCE	TRAINING	TRAN- SIENT	TOTAL	DUTY FORCE	TRAINING	TOTAL
VETERINARY CORPS (ARMY)	ARMY		393	49	0	442	406	49	455
	NAVY		0	0	0	0	0	0	0
	USAF		0	0	0	0	0	0	0
	TOTAL		393	49	0	442	406	49	455
NON-MEDICAL OFFICERS	ARMY		145	22	8	175	203	22	225
	NAVY		198	0	0	198	180	0	180
	USAF		196	0	0	196	186	0	186
	TOTAL		539	22	8	569	569	22	591
TOTAL COMMISSIONED OFFICERS	ARMY		14497	2836	147	17480	14512	2996	17508
	NAVY		10612	1423	295	12330	9978	1412	11390
	USAF		13065	1454	266	14785	13106	1528	14634
	TOTAL		38174	5713	708	44595	37596	5936	43532
WARRANT OFFICERS	ARMY		657	80	10	747	618	80	698
	NAVY		273	0	5	278	238	0	238
	USAF		0	0	0	0	0	0	0
	TOTAL		930	80	15	1025	856	80	936

SEE PAGE 2
FOR NOTE ON
SERVICE
REQUIREMENTS

Prepared by: Washington Headquarters Services
Directorate for Information
Operations and Reports

**FORMAT 1: HEALTH MANPOWER REQUIREMENTS, AUTHORIZATIONS, AND END STRENGTHS
BY CORPS LEVEL - FISCAL YEAR 1988**

CORPS	SERVICE	SERVICE REQUIREMENT	BUDGET AUTHORIZATION				END STRENGTH		
			DUTY FORCE	TRAINING	TRANSIENT	TOTAL	DUTY FORCE	TRAINING	TOTAL
ENLISTED MEDICAL PERSONNEL	ARMY		3842	2068	1748	42298	43518	2068	45586
	NAVY		24561	1605	1059	27223	25363	1061	26424
	USAF		24247	1920	557	26754	24300	1747	26047
	TOTAL		87250	5591	3394	96275	93181	4876	98057
ENLISTED DENTAL PERSONNEL	ARMY		2344	175	101	2620	2486	175	2661
	NAVY		3295	109	118	3433	3480	74	3554
	USAF		3156	197	63	3416	3253	205	3458
	TOTAL		8795	481	282	9469	9219	454	9673
NON-MEDICAL ENLISTED PERSONNEL	ARMY		3382	154	0	3536	3404	154	3558
	NAVY		3642	0	0	3642	2525	0	2525
	USAF		796	0	0	796	796	0	796
	TOTAL		7820	154	0	7974	6725	154	6879
TOTAL ENLISTED PERSONNEL	ARMY		44208	2397	1849	48454	49408	2397	51805
	NAVY		31409	1712	1177	34298	31368	1135	32503
	USAF		28199	2117	650	30966	28349	1952	30301
	TOTAL		103816	6226	3676	113718	109125	5484	114609

SEE PAGE 2
FOR ROLE ON
SERVICE
REQUIREMENTS

Prepared by: Washington Headquarters Services
Directorate for Information
Operations and Reports

**FORMAT 1: HEALTH MANPOWER REQUIREMENTS, AUTHORIZATIONS, AND END STRENGTHS
BY CORPS LEVEL - FISCAL YEAR 1988**

CORPS	SERVICE	SERVICE REQUIREMENT	BUDGET AUTHORIZATION				END STRENGTH		
			DUTY FORCE	TRAINING	TRAN- SIENT	TOTAL	DUTY FORCE	TRAINING	TOTAL
CIVILIAN PERSONNEL	ARMY		30137	0	0	30137	28063	0	28063
	NAVY		11407	0	0	11407	10782	0	10782
	USAF		9215	0	0	9215	8389	0	8389
	TOTAL		50759	0	0	50759	47234	0	47234
GRAND TOTAL HEALTH MANPOWER	ARMY		89499	5313	2006	96818	92601	5473	98074
	NAVY		53701	3135	1477	58313	52366	2547	54913
	USAF		50479	3571	916	54966	49844	3480	53324
	TOTAL		193679	12019	4399	210097	194811	11500	206311
		SEE PAGE 2 FOR NOTE ON SERVICE REQUIREMENTS							

Prepared by: Washington Headquarters Services
Directorate for Information
Operations and Reports

FIGURE 1
 AUTHORIZED & ASSIGNED
 ACTIVE HEALTH MANPOWER BY CORPS
 FY 1988





FIGURE 2
CORPS END STRENGTH
FY 1988



**FORMAT 2: GRADE DISTRIBUTION OF SELECTED ACTIVE DUTY MEDICAL PERSONNEL
BY PRIMARY DISCIPLINE
FISCAL YEAR 1988**

DISCIPLINE	SERVICE	PAY GRADE													TOTAL		
		O-1	O-2	O-3	O-4	O-5	O-6	O-7	O-8	O-9+	W-1	W-2	W-3	W-4			
PHYSICIAN	ARMY	0	0	2434	1535	631	698	8	7	1	0	0	0	0	0	0	5314
	NAVY	0	0	1610	1283	592	431	7	5	1	0	0	0	0	0	0	3929
	USAF	0	0	1753	1248	468	500	8	5	1	0	0	0	0	0	0	3983
	TOTAL	0	0	5797	4066	1691	1629	23	17	3	0	0	0	0	0	0	13226
DENTIST	ARMY	0	0	490	483	359	305	2	1	0	0	0	0	0	0	0	1640
	NAVY	0	0	738	362	317	259	2	1	0	0	0	0	0	0	0	1679
	USAF	0	0	457	484	310	256	1	0	0	0	0	0	0	0	0	1508
	TOTAL	0	0	1685	1329	986	820	5	2	0	0	0	0	0	0	0	4827
NURSE ANESTHETIST	ARMY	0	0	89	126	37	6	0	0	0	0	0	0	0	0	0	258
	NAVY	0	0	26	70	19	0	0	0	0	0	0	0	0	0	0	115
	USAF	0	10	103	113	15	3	0	0	0	0	0	0	0	0	0	244
	TOTAL	0	10	218	309	71	9	0	0	0	0	0	0	0	0	0	617
NURSE MIDWIFE	ARMY	0	0	4	15	6	0	0	0	0	0	0	0	0	0	0	25
	NAVY	0	0	1	2	2	0	0	0	0	0	0	0	0	0	0	5
	USAF	0	0	13	17	8	1	0	0	0	0	0	0	0	0	0	39
	TOTAL	0	0	18	34	16	1	0	0	0	0	0	0	0	0	0	69

Prepared by: Washington Headquarters Services
Directorate for Information
Operations and Reports

**FORMAT 2: GRADE DISTRIBUTION OF SELECTED ACTIVE DUTY MEDICAL PERSONNEL
BY PRIMARY DISCIPLINE
FISCAL YEAR 1988**

DISCIPLINE	SERVICE	PAY GRADE													TOTAL				
		O-1	O-2	O-3	O-4	O-5	O-6	O-7	O-8	O-9+	W-1	W-2	W-3	W-4					
NURSE PRACTITIONER	ARMY	0	3	40	84	25	3	0	0	0	0	0	0	0	0	0	0	0	155
	NAVY	0	0	11	28	10	6	0	0	0	0	0	0	0	0	0	0	0	55
	USAF	2	3	54	138	45	5	0	0	0	0	0	0	0	0	0	0	0	247
	TOTAL	2	6	105	250	80	14	0	0	0	0	0	0	0	0	0	0	0	457
OPERATING ROOM NURSE	ARMY	28	58	175	69	24	5	0	0	0	0	0	0	0	0	0	0	0	359
	NAVY	4	24	91	82	11	4	0	0	0	0	0	0	0	0	0	0	0	216
	USAF	43	72	138	71	11	7	0	0	0	0	0	0	0	0	0	0	0	342
	TOTAL	75	154	404	222	46	16	0	0	0	0	0	0	0	0	0	0	0	917
ALL OTHER NURSES	ARMY	699	815	1052	756	349	74	1	0	0	0	0	0	0	0	0	0	0	3746
	NAVY	486	567	703	670	182	68	1	0	0	0	0	0	0	0	0	0	0	2677
	USAF	956	1040	1474	689	196	61	1	0	0	0	0	0	0	0	0	0	0	4417
	TOTAL	2141	2422	3229	2115	727	203	3	0	0	0	0	0	0	0	0	0	0	10840
HEALTH CARE ADMINISTRATOR	ARMY	740	452	1207	624	400	174	1	0	0	0	0	0	0	0	0	0	0	3598
	NAVY	110	222	528	251	150	82	1	0	0	0	0	0	0	0	0	0	0	1344
	USAF	50	162	526	283	143	90	0	0	0	0	0	0	0	0	0	0	0	1254
	TOTAL	900	836	2261	1158	693	346	2	0	0	0	0	0	0	0	0	0	0	6196

Prepared by: Washington Headquarters Services
Directorate for Information
Operations and Reports

**FORMAT 2: GRADE DISTRIBUTION OF SELECTED ACTIVE DUTY MEDICAL PERSONNEL
BY PRIMARY DISCIPLINE
FISCAL YEAR 1988**

DISCIPLINE	SERVICE	PAY GRADE													TOTAL			
		O-1	O-2	O-3	O-4	O-5	O-6	O-7	O-8	O-9+	W-1	W-2	W-3	W-4				
OPTOMETRIST	ARMY	0	0	69	48	21	6	0	0	0	0	0	0	0	0	0	0	144
	NAVY	0	0	75	35	12	7	0	0	0	0	0	0	0	0	0	0	129
	USAF	0	5	107	62	19	6	0	0	0	0	0	0	0	0	0	0	199
	TOTAL	0	5	251	145	52	19	0	0	0	0	0	0	0	0	0	0	472
PHARMACIST	ARMY	7	16	94	42	46	8	0	0	0	0	0	0	0	0	0	0	213
	NAVY	10	17	43	31	30	6	0	0	0	0	0	0	0	0	0	0	137
	USAF	13	40	47	47	36	5	0	0	0	0	0	0	0	0	0	0	188
	TOTAL	30	73	184	120	112	19	0	0	0	0	0	0	0	0	0	0	538
PODIATRIST	ARMY	0	0	28	5	2	1	0	0	0	0	0	0	0	0	0	0	36
	NAVY	0	0	17	4	3	0	0	0	0	0	0	0	0	0	0	0	24
	USAF	0	0	15	12	1	0	0	0	0	0	0	0	0	0	0	0	28
	TOTAL	0	0	60	21	6	1	0	0	0	0	0	0	0	0	0	0	88
PSYCHOLOGIST	ARMY	0	0	88	42	36	5	0	0	0	0	0	0	0	0	0	0	171
	NAVY	0	0	76	51	18	5	0	0	0	0	0	0	0	0	0	0	150
	USAF	0	0	126	45	16	4	0	0	0	0	0	0	0	0	0	0	191
	TOTAL	0	0	290	138	70	14	0	0	0	0	0	0	0	0	0	0	512

Prepared by: Washington Headquarters Services
Directorate for Information
Operations and Reports

**FORMAT 2: GRADE DISTRIBUTION OF SELECTED ACTIVE DUTY MEDICAL PERSONNEL
BY PRIMARY DISCIPLINE
FISCAL YEAR 1988**

DISCIPLINE	SERVICE	PAY GRADE												TOTAL				
		C-1	O-2	O-3	O-4	O-5	O-6	O-7	O-8	O-9+	W-1	W-2	W-3		W-4			
VETERINARIAN	ARMY	0	4	229	109	72	41	0	0	0	0	0	0	0	0	0	0	455
	NAVY	0	0	0	0	0	0	0	0	0	0	0	0	0	0	0	0	0
	USAF	0	0	0	6	8	0	0	0	0	0	0	0	0	0	0	0	14
	TOTAL	0	4	229	115	80	41	0	0	0	0	0	0	0	0	0	0	469
PHYSICIAN ASSISTANT	ARMY	0	0	0	0	0	0	0	0	0	0	0	0	0	57	251	228	553
	NAVY	0	0	0	0	0	0	0	0	0	0	0	0	0	0	50	48	238
	USAF	29	72	242	74	0	0	0	0	0	0	0	0	0	0	0	0	417
	TOTAL	29	72	242	74	0	0	0	0	0	0	0	0	0	57	301	276	1208
ALL OTHER MED DEPT OFFICERS	ARMY	88	150	523	377	222	53	0	0	0	0	0	0	0	0	0	0	1413
	NAVY	58	103	309	164	89	27	0	0	0	0	0	0	0	0	0	0	750
	USAF	97	166	484	379	177	74	0	0	0	0	0	0	0	0	0	0	1377
	TOTAL	243	419	1316	920	488	154	0	0	0	0	0	0	0	0	0	0	3540
BIOMEDICAL MAINTENANCE	ARMY	0	0	0	0	0	0	0	0	0	0	0	0	0	9	37	35	84
	NAVY	0	0	0	0	0	0	0	0	0	0	0	0	0	0	0	0	0
	USAF	0	0	0	0	0	0	0	0	0	0	0	0	0	0	0	0	0
	TOTAL	0	0	0	0	0	0	0	0	0	0	0	0	0	9	37	35	84

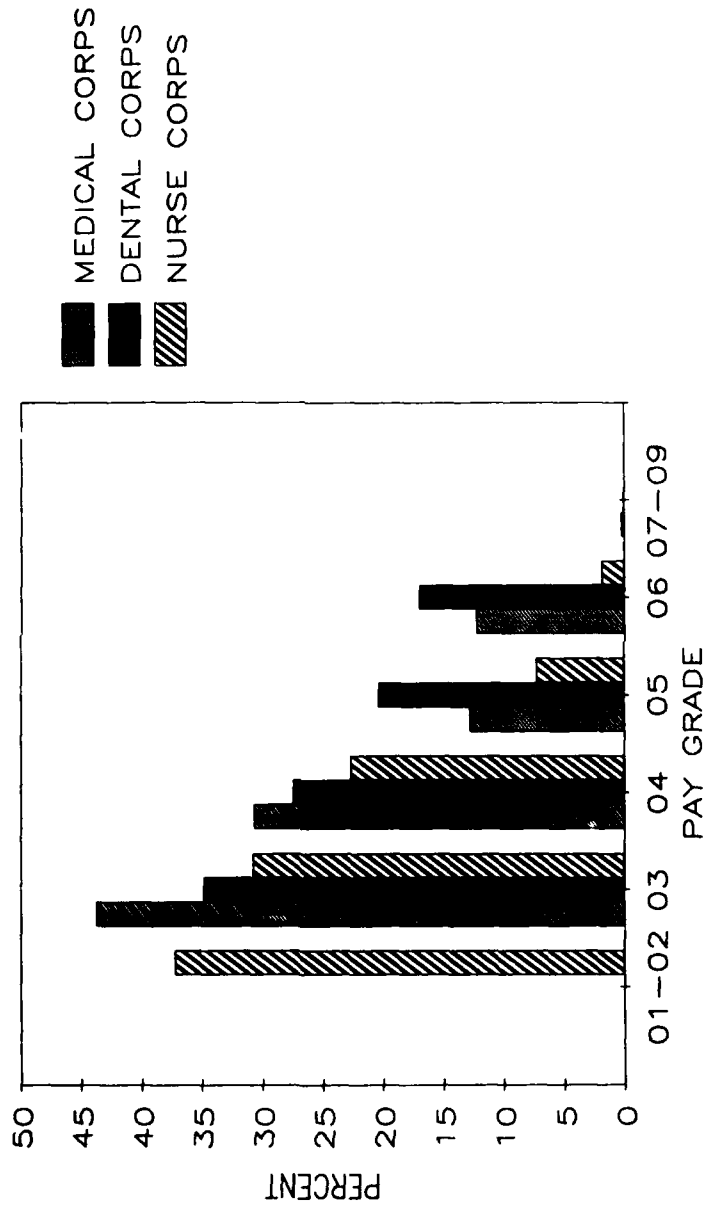
Prepared by: Washington Headquarters Services
Directorate for Information
Operations and Reports

**FORMAT 2: GRADE DISTRIBUTION OF SELECTED ACTIVE DUTY MEDICAL PERSONNEL
BY PRIMARY DISCIPLINE
FISCAL YEAR 1988**

DISCIPLINE	SERVICE	PAY GRADE											TOTAL							
		O-1	O-2	O-3	O-4	O-5	O-6	O-7	O-8	O-9+	W-1	W-2		W-3	W-4					
VETERINARY FOOD TECH (ARMY)	ARMY	0	0	0	0	0	0	0	0	0	0	0	0	0	12	49	0	0	0	61
	NAVY	0	0	0	0	0	0	0	0	0	0	0	0	0	0	0	0	0	0	0
	USAF	0	0	0	0	0	0	0	0	0	0	0	0	0	0	0	0	0	0	0
	TOTAL	0	0	0	0	0	0	0	0	0	0	0	0	0	12	49	0	0	0	61
GRAND TOTALS	ARMY	1562	1498	6522	4315	2230	1379	12	8	1	78	337	263	20	18225					
	NAVY	668	933	4228	3033	1435	895	11	6	1	0	50	48	140	11448					
	USAF	1190	1570	5539	3668	1453	1012	10	5	1	0	0	0	0	14448					
	TOTAL	3420	4001	16289	11016	5118	3286	33	19	3	78	387	311	160	44121					

Prepared by: Washington Headquarters Services
Directorate for Information
Operations and Reports

FIGURE 3
 GRADE DISTRIBUTION: MC, DC, NC
 Percent of Corps End Strength - FY 1988



**FORMAT 3: PROFESSIONAL HEALTH MANPOWER PERSONNEL BY CORPS AND SEX
FISCAL YEAR 1988**

CORPS	SERVICE	SEX		TOTAL
		MALE	FEMALE	
MEDICAL CORPS	ARMY	4577	737	5314
	NAVY	3545	384	3929
	USAF	3468	515	3983
	TOTAL	11590	1636	13226
DENTAL CORPS	ARMY	1541	99	1640
	NAVY	1543	136	1679
	USAF	1419	89	1508
	TOTAL	4503	324	4827
NURSE CORPS	ARMY	1174	3369	4543
	NAVY	786	2282	3068
	USAF	1181	4108	5289
	TOTAL	3141	9759	12900
MEDICAL SERVICE CORPS	ARMY	4242	614	4856
	NAVY	2142	392	2534
	USAF	1094	160	1254
	TOTAL	7478	1166	8644

Prepared by: Washington Headquarters Services
Directorate for Information
Operations and Reports

**FORMAT 3: PROFESSIONAL HEALTH MANPOWER PERSONNEL BY CORPS AND SEX
FISCAL YEAR 1988**

CORPS	SERVICE	SEX		TOTAL
		MALE	FEMALE	
ARMY MEDICAL SPECIALIST CORPS	ARMY	180	295	475
	NAVY	0	0	0
	USAF	0	0	0
	TOTAL	180	295	475
BIOMEDICAL SCIENCES CORPS (USAF)	ARMY	0	0	0
	NAVY	0	0	0
	USAF	1935	479	2414
	TOTAL	1935	479	2414
VETERINARY CORPS (ARMY)	ARMY	401	54	455
	NAVY	0	0	0
	USAF	0	0	0
	TOTAL	401	54	455
TOTAL OFFICERS	ARMY	12115	5168	17283
	NAVY	8016	3194	11210
	USAF	9097	5351	14448
	TOTAL	29228	13713	42941
WARRANT OFFICERS	ARMY	667	31	698
	NAVY	226	12	238
	USAF	0	0	0
	TOTAL	893	43	936

Prepared by Washington Headquarters Services
Directorate for Information
Operations and Reports

**FORMAT 3: PROFESSIONAL HEALTH MANPOWER PERSONNEL BY CORPS AND SEX
FISCAL YEAR 1988**

CORPS	SERVICE	SEX		TOTAL
		MALE	FEMALE	
ENLISTED MEDICAL PERSONNEL	ARMY	33816	11770	45586
	NAVY	21866	4459	26325
	USAF	18506	7541	26047
	TOTAL	74188	23770	97958
ENLISTED DENTAL PERSONNEL	ARMY	1678	983	2661
	NAVY	2410	1243	3653
	USAF	2381	1077	3458
	TOTAL	6469	3303	9772
GRAND TOTALS	ARMY	48276	17952	66228
	NAVY	32518	8908	41426
	USAF	29984	13969	43953
	TOTAL	110778	40829	151607

Prepared by: Washington Headquarters Services
Directorate for Information
Operations and Reports

FIGURE 4 HEALTH CARE PERSONNEL DISTRIBUTED BY SEX

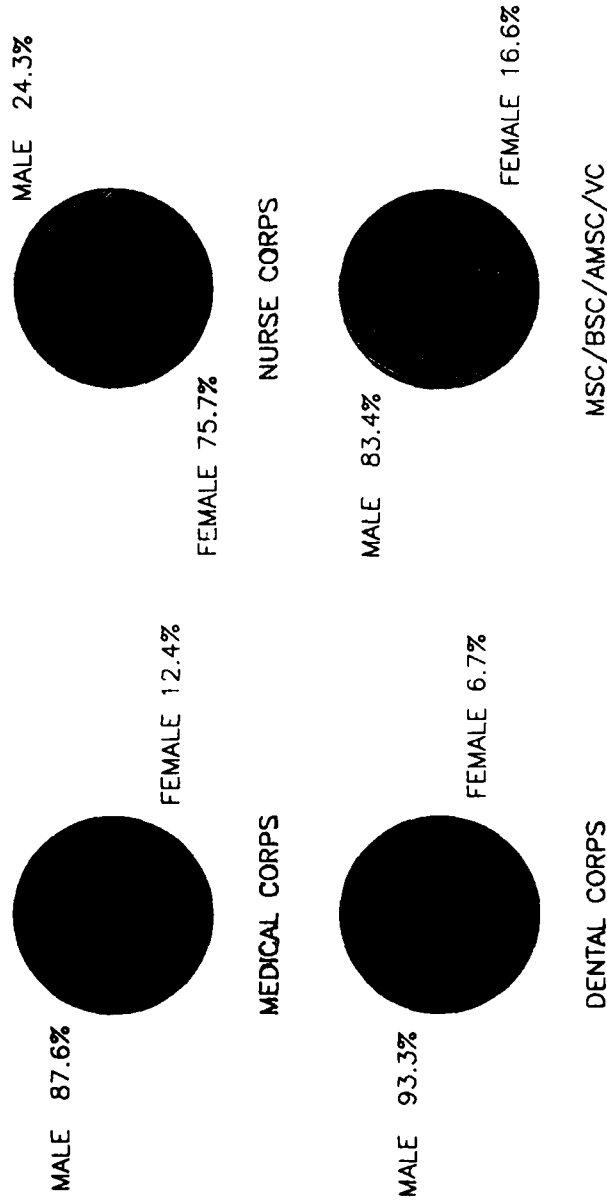
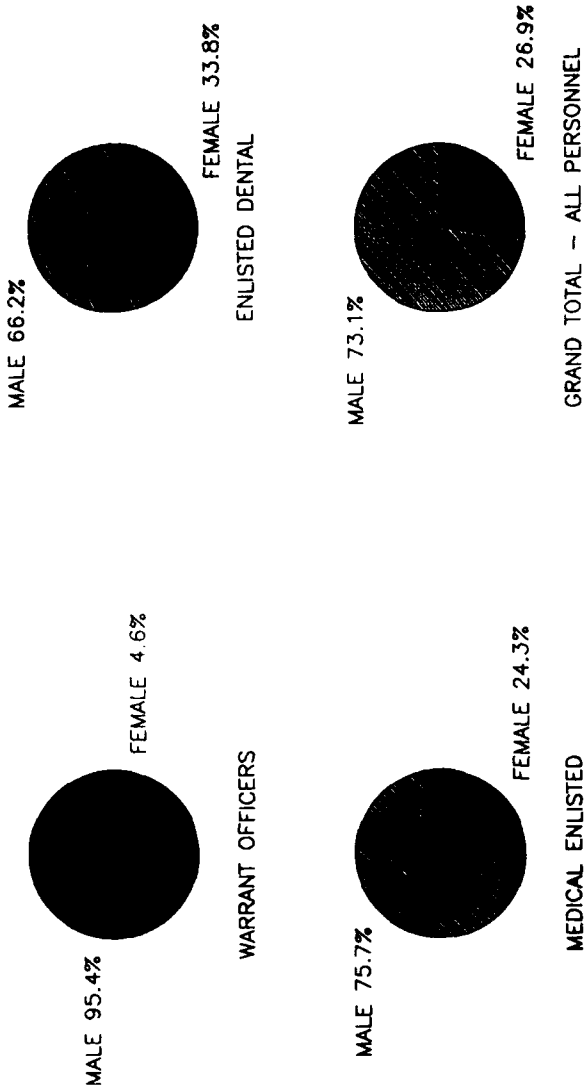


FIGURE 5
HEALTH CARE PERSONNEL DISTRIBUTED
BY SEX



**FORMAT 4: GAINS, LOSSES, AND AUTHORIZATIONS OF SELECTED DISCIPLINES
FISCAL YEAR 1988**

DISCIPLINE	SERVICE	CURRENT FY				FY + 1				FY + 2				FY + 3			
		BEGIN STREN	TOTAL GAIN	TOTAL LOSS	BUDGT AUTH	BEGIN STREN	TOTAL GAIN	TOTAL LOSS	BUDGT AUTH	BEGIN STREN	TOTAL GAIN	TOTAL LOSS	BUDGT AUTH	BEGIN STREN	TOTAL GAIN	TOTAL LOSS	BUDGT AUTH
PHYSICIAN	ARMY	5289	552	527	5387	5514	561	525	5303	5747	541	515	5525	5377	541	519	5582
	NAVY	3828	497	466	4281	3629	631	486	4317	3632	619	450	4426	4240	596	446	4456
	USAF	4004	523	544	4099	3753	635	521	4140	4148	584	550	4182	4182	593	536	4239
	TOTAL	13121	1572	1537	13767	13226	1827	1526	14803	13575	1739	1515	14143	13799	1730	1501	14277
DENTIST	ARMY	1670	83	113	1682	1640	100	125	1682	1615	105	132	1682	1583	110	138	1682
	NAVY	1710	161	192	1702	1679	190	149	1708	1720	190	183	1705	1727	190	183	1729
	USAF	1576	66	134	1519	1508	92	122	1478	1478	112	114	1476	1476	104	111	1469
	TOTAL	4956	310	439	4903	4827	382	396	4868	4813	407	429	4863	4786	404	432	4880
REGISTERED NURSE	ARMY	4550	478	485	4579	4543	450	485	4965	4508	470	510	4965	4468	470	510	4965
	NAVY	3104	271	307	3474	3068	466	309	3475	3225	404	299	3513	3330	384	299	3526
	USAF	5205	753	669	5285	5289	674	618	5345	5345	669	599	5415	5415	703	596	5522
	TOTAL	12859	1502	1461	13338	12900	1590	1412	13785	13078	1543	1408	13893	13213	1557	1405	14013
OPTOMETRIST	ARMY	164	16	36	216	144	10	20	216	134	10	9	216	135	10	6	216
	NAVY	123	11	8	138	126	23	21	139	128	23	18	150	133	20	11	142
	USAF	185	31	25	191	191	31	22	200	200	24	22	202	202	26	25	203
	TOTAL	472	58	69	545	461	64	63	555	462	57	49	568	470	56	42	561

Prepared by: Washington Headquarters Services
Directorate for Information
Operations and Reports

**FORMAT 4: GAINS, LOSSES, AND AUTHORIZATIONS OF SELECTED DISCIPLINES
FISCAL YEAR 1988**

DISCIPLINE	SERVICE	FY + 4				FY + 5				FY + 6			
		BEGIN. STREN.	TOTAL GAIN	TOTAL LOSS	BUDGT. AUTH.	BEGIN. STREN.	TOTAL GAIN	TOTAL LOSS	BUDGT. AUTH.	BEGIN. STREN.	TOTAL GAIN	TOTAL LOSS	BUDGT. AUTH.
PHYSICIAN	ARMY	5399	540	516	5672	5423	540	532	5672	5431	540	501	5672
	NAVY	4390	567	521	4462	4436	575	506	4468	4505	561	561	4468
	USAF	4239	549	548	4240	4240	609	605	4244	4244	577	577	4244
	TOTAL	14028	1656	1585	14374	14099	1724	1643	14384	14180	1678	1639	14384
DENTIST	ARMY	1555	110	133	1682	1532	110	132	1682	1510	110	133	1682
	NAVY	1734	190	184	1733	1740	190	183	1738	1747	190	190	1738
	USAF	1469	106	103	1472	1472	101	101	1472	1472	106	106	1472
	TOTAL	4758	406	420	4887	4744	401	416	4892	4729	406	429	4892
REGISTERED NURSE	ARMY	4428	470	510	4965	4388	470	510	4965	4348	470	510	4965
	NAVY	3415	366	297	3536	3484	351	293	3536	3542	294	294	3536
	USAF	5522	607	606	5523	5523	577	572	5528	5528	598	599	5527
	TOTAL	13365	1443	1413	14024	13395	1398	1375	14029	13418	1362	1403	14028
OPTOMETRIST	ARMY	139	10	7	216	142	10	8	216	144	10	8	216
	NAVY	142	12	12	142	142	12	12	142	142	12	12	142
	USAF	203	17	17	203	203	12	12	203	203	12	12	203
	TOTAL	484	39	36	561	487	34	32	561	489	34	32	561

Prepared by: Washington Headquarters Services
Directorate for Information
Operations and Reports

**FORMAT 4: GAINS, LOSSES, AND AUTHORIZATIONS OF SELECTED DISCIPLINES
FISCAL YEAR 1988**

DISCIPLINE	SERVICE	CURRENT FY						FY + 1						FY + 2						FY + 3													
		TOTAL GAIN		TOTAL LOSS		BUDGET AUTH.		BEGIN STREN.		TOTAL GAIN		TOTAL LOSS		BUDGET AUTH.		BEGIN STREN.		TOTAL GAIN		TOTAL LOSS		BUDGET AUTH.		BEGIN STREN.		TOTAL GAIN		TOTAL LOSS		BUDGET AUTH.			
		BEGIN STREN.	TOTAL GAIN	TOTAL LOSS	BUDGET AUTH.	BEGIN STREN.	TOTAL GAIN	TOTAL LOSS	BUDGET AUTH.	BEGIN STREN.	TOTAL GAIN	TOTAL LOSS	BUDGET AUTH.	BEGIN STREN.	TOTAL GAIN	TOTAL LOSS	BUDGET AUTH.	BEGIN STREN.	TOTAL GAIN	TOTAL LOSS	BUDGET AUTH.	BEGIN STREN.	TOTAL GAIN	TOTAL LOSS	BUDGET AUTH.	BEGIN STREN.	TOTAL GAIN	TOTAL LOSS	BUDGET AUTH.	BEGIN STREN.	TOTAL GAIN	TOTAL LOSS	BUDGET AUTH.
PHARMACIST	ARMY	191	22	5	235	208	23	20	235	211	24	23	235	212	25	23	235	212	25	23	235	212	25	23	235	212	25	23	235	212	25	23	235
	NAVY	133	11	19	146	125	37	23	149	139	35	23	168	151	30	20	181	151	30	20	181	151	30	20	181	151	30	20	181	151	30	20	181
	USAF	177	23	16	189	184	18	11	191	191	16	15	192	192	18	16	194	192	18	16	194	192	18	16	194	192	18	16	194	192	18	16	194
	TOTAL	501	56	40	570	517	78	54	575	541	75	61	595	555	73	59	610	555	73	59	610	555	73	59	610	555	73	59	610	555	73	59	610
PODIATRIST	ARMY	34	9	7	40	36	8	8	40	36	7	7	40	36	7	7	40	36	7	7	40	36	7	7	40	36	7	7	40	36	7	7	40
	NAVY	22	7	6	22	23	6	6	23	23	6	6	24	23	6	6	23	23	6	6	24	23	6	6	24	23	6	6	24	23	6	6	24
	USAF	30	2	4	30	28	4	2	30	30	2	2	30	30	1	1	30	30	1	1	30	30	1	1	30	30	1	1	30	30	1	1	30
	TOTAL	86	18	17	92	87	18	16	93	89	15	15	94	89	14	14	93	89	14	14	94	89	14	14	94	89	14	14	94	89	14	14	93
PSYCHOLOGIST	ARMY	163	20	23	170	160	21	9	170	172	21	22	170	171	21	23	170	171	21	23	170	171	21	23	170	171	21	23	170	171	21	23	170
	NAVY	144	1	25	146	120	26	24	149	122	28	18	168	132	28	18	181	132	28	18	168	132	28	18	181	132	28	18	168	132	28	18	181
	USAF	177	31	20	176	188	23	20	178	191	23	24	180	190	23	25	180	190	23	25	180	190	23	25	180	190	23	25	180	190	23	25	180
	TOTAL	484	52	68	492	468	70	53	497	485	72	64	518	493	72	66	531	493	72	66	518	493	72	66	531	493	72	66	518	493	72	66	531
VETERINARIAN	ARMY	443	44	32	442	455	38	35	442	458	36	36	442	458	36	36	442	458	36	36	442	458	36	36	442	458	36	36	442	458	36	36	442
	NAVY	0	0	0	0	0	0	0	0	0	0	0	0	0	0	0	0	0	0	0	0	0	0	0	0	0	0	0	0	0	0	0	0
	USAF	18	0	4	16	14	0	4	16	10	0	2	14	8	0	2	13	8	0	2	14	8	0	2	13	8	0	2	14	8	0	2	13
	TOTAL	461	44	36	458	469	38	39	458	468	36	38	456	466	36	38	455	466	36	38	456	466	36	38	455	466	36	38	455	466	36	38	455

Prepared by: Washington Headquarters Services
Directorate for Information
Operations and Reports

**FORMAT 4: GAINS, LOSSES, AND AUTHORIZATIONS OF SELECTED DISCIPLINES
FISCAL YEAR 1988**

DISCIPLINE	SERVICE	FY + 4				FY + 5				FY + 6			
		BEGIN STREN.	TOTAL GAIN	TOTAL LOSS	BUDGET AUTH.	BEGIN STREN.	TOTAL GAIN	TOTAL LOSS	BUDGET AUTH.	BEGIN STREN.	TOTAL GAIN	TOTAL LOSS	BUDGET AUTH.
PHARMACIST	ARMY	214	25	27	235	212	25	26	235	211	25	27	235
	NAVY	161	30	20	181	171	30	20	181	181	20	18	181
	USAF	194	17	17	194	194	16	16	194	194	18	18	194
	TOTAL	569	72	64	610	577	71	62	610	586	63	63	610
PODIATRIST	ARMY	36	7	7	40	36	7	7	40	36	7	7	40
	NAVY	23	6	6	23	23	6	6	23	23	6	6	23
	USAF	30	2	2	30	30	1	1	30	30	2	2	30
	TOTAL	89	15	15	93	89	14	14	93	89	15	15	93
PSYCHOLOGIST	ARMY	169	21	23	170	167	21	21	170	167	21	23	170
	NAVY	142	28	18	181	152	26	18	181	160	16	16	181
	USAF	188	23	21	180	190	23	18	180	195	23	16	180
	TOTAL	499	72	62	531	509	70	57	531	522	60	55	531
VETERINARIAN	ARMY	458	36	39	442	455	36	39	442	452	36	39	442
	NAVY	0	0	0	0	0	0	0	0	0	0	0	0
	USAF	6	0	4	8	2	0	2	8	0	0	0	8
	TOTAL	464	36	43	450	457	36	41	450	452	36	39	450

Prepared by: Washington Headquarters Services
Directorate for Information
Operations and Reports

**FORMAT 4: GAINS, LOSSES, AND AUTHORIZATIONS OF SELECTED DISCIPLINES
FISCAL YEAR 1988**

DISCIPLINE	SERVICE	CURRENT FY				FY + 1			FY + 2			FY + 3					
		BEGIN STREN.	TOTAL GAIN	TOTAL LOSS	BUDGT. AUTH.	BEGIN STREN.	TOTAL GAIN	TOTAL LOSS	BUDGT. AUTH.	BEGIN STREN.	TOTAL GAIN	TOTAL LOSS	BUDGT. AUTH.	BEGIN STREN.	TOTAL GAIN	TOTAL LOSS	BUDGT. AUTH.
PHYSICIAN ASSISTANT	ARMY	531	68	46	566	553	74	60	609	567	80	60	617	587	80	60	622
	NAVY	259	9	30	278	238	8	46	264	200	0	40	179	160	0	40	170
	USAF	470	30	83	426	417	54	35	436	436	32	32	436	436	34	34	436
	TOTAL	1260	107	159	1270	1208	136	141	1309	1203	112	132	1232	1183	114	134	1228

Prepared by: Washington Headquarters Services
Directorate for Information
Operations and Reports

**FORMAT 4: GAINS, LOSSES, AND AUTHORIZATION'S OF SELECTED DISCIPLINES
FISCAL YEAR 1988**

DISCIPLINE	SERVICE	FY + 4			FY + 5			FY + 6					
		BEGIN STREN	TOTAL GAIN	TOTAL LOSS	BUDGT AUTH.	BEGIN STREN	TOTAL GAIN	TOTAL LOSS	BUDGT AUTH.	BEGIN STREN	TOTAL GAIN	TOTAL LOSS	BUDGT AUTH.
PHYSICIAN ASSISTANT	ARMY	607	80	60	622	627	80	60	622	647	80	60	622
	NAVY	120	0	20	179	100	0	20	179	80	0	0	179
	USAF	436	41	41	436	436	44	44	436	436	44	44	436
	TOTAL	1163	121	121	1237	1163	124	124	1237	1163	124	104	1237

Prepared by: Washington Headquarters Services
Directorate for Information
Operations and Reports

**FORMAT 5: DIRECT ACCESSIONS BY DISCIPLINE BY YEAR
FISCAL YEAR 1988**

DISCIPLINE	SERVICE	GOAL	CURRENT FISCAL YEAR				NO. ENTERED ACTIVE DUTY	NO. DECLINED
			NO. OF APPLICANTS	NO. OF SELECTEES				
PHYSICIAN	ARMY	115	132	122	90	32		
	NAVY	150	139	110	88	26		
	USAF	139	216	175	127	39		
	TOTAL	404	487	407	305	97		
DENTIST	ARMY	130	177	116	71	4		
	NAVY	81	123	77	69	16		
	USAF	64	137	82	64	18		
	TOTAL	275	437	275	204	38		
REGISTERED NURSE	ARMY	300	522	428	255	194		
	NAVY	376	290	265	256	30		
	USAF	657	979	937	687	139		
	TOTAL	1333	1791	1630	1198	363		
OPTOMETRIST	ARMY	16	26	26	11	5		
	NAVY	11	29	24	11	14		
	USAF	20	53	36	31	11		
	TOTAL	47	108	86	53	30		

Prepared by: Washington Headquarters Services
Directorate for Information
Operations and Reports

**FORMAT 5: DIRECT ACCESSIONS BY DISCIPLINE BY YEAR
FISCAL YEAR 1988**

DISCIPLINE	SERVICE	CURRENT FISCAL YEAR				
		GOAL	NO. OF APPLICANTS	NO. OF SELECTEES	NO. ENTERED ACTIVE DUTY	NO. DECLINED
PHARMACIST	ARMY	16	19	24	17	7
	NAVY	13	16	15	11	4
	USAF	20	51	29	23	9
	TOTAL	49	86	68	51	20
PODIATRIST	ARMY	5	16	12	7	4
	NAVY	3	11	10	7	4
	USAF	2	3	2	2	0
	TOTAL	10	30	24	16	8
PSYCHOLOGIST	ARMY	0	2	2	0	2
	NAVY	9	34	11	1	3
	USAF	19	63	51	31	13
	TOTAL	28	99	64	32	18
VETERINARIAN	ARMY	44	68	57	40	5
	NAVY	0	0	0	0	0
	USAF	0	0	0	0	0
	TOTAL	44	68	57	40	5

Prepared by: Washington Headquarters Services
Directorate for Information
Operations and Reports

**FORMAT 5: DIRECT ACCESSIONS BY DISCIPLINE BY YEAR
FISCAL YEAR 1988**

DISCIPLINE	SERVICE	CURRENT FISCAL YEAR				
		GOAL	NO. OF APPLICANTS	NO. OF SELECTEES	NO. ENTERED ACTIVE DUTY	NO. DECLINED
PHYSICIAN ASSISTANT	ARMY	40	18	18	8	4
	NAVY	0	0	0	9	0
	USAF	20	54	35	30	12
	TOTAL	60	72	53	47	16

Prepared by: Washington Headquarters Services
Directorate for Information
Operations and Reports

**FORMAT 5: DIRECT ACCESSIONS BY DISCIPLINE BY YEAR
FISCAL YEAR 1988**

DISCIPLINE	SERVICE	GOAL	NO. OF APPLICANTS	NO. OF SELECTEES		NO. ACCEPTED	NO. DECLINED
				P	A		
PHYSICIAN (AFHPSP)	ARMY	340	1038	390	116	340	167
	NAVY	381	975	545	169	381	169
	USAF	286	852	432	220	387	92
	TOTAL	1007	2865	1367	505	1108	428

Prepared by: Washington Headquarters Services
Directorate for Information
Operations and Reports

**FORMAT 6: PHYSICIAN ACCESSIONS BY PAY GRADE AT TIME OF REPORT
FISCAL YEAR 1988**

SOURCE	SERVICE	PAY GRADE				TOTAL
		0-3	0-4	0-5	0-6	
AFHPSP	ARMY	385	0	0	0	385
	NAVY	344	29	1	0	374
	USAF	327	19	0	0	346
	TOTAL	1056	48	1	0	1105
USUHS	ARMY	59	0	0	0	59
	NAVY	35	0	0	0	35
	USAF	48	0	0	0	48
	TOTAL	142	0	0	0	142
ROTC ED DELAY	ARMY	18	0	0	0	18
	NAVY	0	0	0	0	0
	USAF	2	0	0	0	2
	TOTAL	20	0	0	0	20
DIRECT ACCESSIONS	ARMY	27	31	18	14	90
	NAVY	25	32	15	16	88
	USAF	72	32	18	5	127
	TOTAL	124	95	51	35	305

Prepared by: Washington Headquarters Services
Directorate for Information
Operations and Reports

**FORMAT 6: PHYSICIAN ACCESSIONS BY PAY GRADE AT TIME OF REPORT
FISCAL YEAR 1988**

SOURCE	SERVICE	PAY GRADE				TOTAL
		O-3	O-4	O-5	O-6	
GRAND TOTALS	ARMY NAVY USAF TOTAL	489 404 449 1342	31 61 51 143	18 16 18 52	14 16 5 35	552 497 523 1572

Prepared by: Washington Headquarters Services
Directorate for Information
Operations and Reports

**FORMAT 7: DIRECT ACCESSION PHYSICIANS BY PAY GRADE AT TIME OF REPORT
FISCAL YEAR 1988**

PAY GRADE	SERVICE	FOREIGN MEDICAL GRADUATE (FMG) ACCESSIONS				AMERICAN MEDICAL GRADUATE ACCESSIONS	TOTAL DIRECT ACCESSIONS
		NUMBER OF ALIENS	NUMBER OF U.S. CITIZENS		TOTAL FMG'S		
			NATIVE	NATURALIZED			
0-3	ARMY	0	2	0	2	25	27
	NAVY	0	0	2	2	23	25
	USAF	2	9	3	14	58	72
	TOTAL	2	11	5	18	106	124
0-4	ARMY	1	1	5	7	24	31
	NAVY	0	1	1	2	30	32
	USAF	2	1	4	7	25	32
	TOTAL	3	3	10	16	79	95
0-5	ARMY	0	0	2	2	16	18
	NAVY	0	1	2	3	12	15
	USAF	0	0	4	4	14	18
	TOTAL	0	1	8	9	42	51
0-6	ARMY	0	2	1	3	11	14
	NAVY	0	1	0	1	15	16
	USAF	0	0	0	0	5	5
	TOTAL	0	3	1	4	31	35

Prepared by: Washington Headquarters Services
Directorate for Information Operations and Reports

**FORMAT 7: DIRECT ACCESSION PHYSICIANS BY PAY GRADE AT TIME OF REPORT
FISCAL YEAR 1988**

PAY GRADE	SERVICE	FOREIGN MEDICAL GRADUATE (FMG) ACCESSIONS				AMERICAN MEDICAL GRADUATE ACCESSIONS	TOTAL DIRECT ACCESSIONS
		NUMBER OF ALIENS	NUMBER OF U.S. CITIZENS		TOTAL FMG'S		
			NATIVE	NATURALIZED			
GRAND TOTALS							
	ARMY	1	5	8	14	76	90
	NAVY	0	3	5	8	80	88
	USAF	4	10	11	25	102	127
	TOTAL	5	18	24	47	258	305

Prepared by: Washington Headquarters Services
Directorate for Information
Operations and Reports

**FORMAT 8: CURRENTLY IDENTIFIED AND BEST ESTIMATE OF HEALTH MANPOWER
ACCESSIONS, BY DISCIPLINE AND YEAR
FISCAL YEAR 1988**

SOURCE	SERVICE	CURRENT FY	FY + 1	FY + 2	FY + 3	FY + 4	FY + 5	FY + 6
		ACTUAL	BEST EST.	BEST EST.	BEST EST.	BEST EST.	BEST EST.	BEST EST.
AFHSP TOTAL	PHYSICIAN							
	ARMY	385	362	360	356	355	355	355
	NAVY	374	347	358	380	378	380	378
	USAF	346	371	373	343	341	342	349
	TOTAL	1105	1080	1091	1079	1074	1077	1082
DIRECT	ARMY	299	280	280	280	280	280	280
	NAVY	216	211	199	215	215	215	213
	USAF	123	125	125	125	125	125	125
	TOTAL	638	616	604	620	620	620	618
DEFERRED	ARMY	86	82	80	76	75	75	75
	NAVY	158	136	159	165	163	165	165
	USAF	223	246	248	218	216	217	224
	TOTAL	467	464	487	459	454	457	464
USJHS TOTAL	ARMY	59	60	60	60	60	60	60
	NAVY	35	43	55	51	49	48	48
	USAF	48	46	50	50	48	48	48
	TOTAL	142	149	165	161	157	156	156

Prepared by: Washington Headquarters Services
Directorate for Information
Operations and Reports

**FORMAT 8: CURRENTLY IDENTIFIED AND BEST ESTIMATE OF HEALTH MANPOWER
ACCESSIONS, BY DISCIPLINE, FISCAL YEAR 1988**

SOURCE	SERVICE	CURRENT FY	FY + 1	FY + 2	FY + 3	FY + 4	FY + 5	FY + 6
		ACTUAL	BEST EST.	BEST EST.	BEST EST.	BEST EST.	BEST EST.	BEST EST.
DIRECT ACCESSIONS TOTAL	ARMY	90	100	100	100	100	100	100
	NAVY	88	241	197	165	140	147	135
	USAF	127	265	158	196	156	215	176
	TOTAL	305	606	455	461	396	462	411
TO GME-1	ARMY	0	0	0	0	0	0	0
	NAVY	0	0	0	0	0	0	0
	USAF	37	41	35	43	38	44	31
	TOTAL	37	41	35	43	38	44	31
TO FULL RESIDENCY	ARMY	9	10	10	10	10	10	10
	NAVY	4	10	10	10	10	10	10
	USAF	0	0	0	0	0	0	0
	TOTAL	13	20	20	20	20	20	20
U.S. MED SCHOOL GRAD TO NOT IN TRAINING	ARMY	67	70	70	70	70	70	70
	NAVY	76	229	185	153	128	135	123
	USAF	67	194	92	122	90	134	110
	TOTAL	210	493	347	345	288	339	303

Prepared by: Washington Headquarters Services
Directorate for Information
Operations and Reports

**FORMAT 8: CURRENTLY IDENTIFIED AND BEST ESTIMATED DISCIPLINE OF HEALTH MANPOWER
ACCESSIONS, BY DISCIPLINE AND YEAR
FISCAL YEAR 1988**

SOURCE	SERVICE	CURRENT FY	FY + 1	FY + 2	FY + 3	FY + 4	FY + 5	FY + 6
		ACTUAL	BEST EST.	BEST EST.	BEST EST.	BEST EST.	BEST EST.	BEST EST.
FOREIGN MED SCHOOL GRAD TO NOT IN TRAINING	ARMY	14	20	20	20	20	20	20
	NAVY	8	2	2	2	2	2	2
	USAF	23	30	31	31	28	37	35
	TOTAL	45	52	53	53	50	59	57
ROTC TOTAL	ARMY	18	39	25	25	25	25	25
	NAVY	0	0	0	0	0	0	0
	USAF	2	3	3	4	4	4	4
	TOTAL	20	42	28	29	29	29	29
ED DELAY TO GME-1	ARMY	2	10	10	10	10	10	10
	NAVY	0	0	0	0	0	0	0
	USAF	2	2	2	2	2	2	2
	TOTAL	4	12	12	12	12	12	12
ED DELAY TO FULL RESIDENCY	ARMY	0	0	0	0	0	0	0
	NAVY	0	0	0	0	0	0	0
	USAF	0	0	0	0	0	0	0
	TOTAL	0	0	0	0	0	0	0

Prepared by: Washington Headquarters Services
Directorate for Information
Operations and Reports

**FORMAT 8: CURRENTLY IDENTIFIED AND BEST ESTIMATE OF HEALTH MANPOWER
ACCESSIONS, BY DISCIPLINE AND YEAR
FISCAL YEAR 1988**

SOURCE	SERVICE	CURRENT FY	FY + 1	FY + 2	FY + 3	FY + 4	FY + 5	FY + 6
		ACTUAL	BEST EST.	BEST EST.	BEST EST.	BEST EST.	BEST EST.	BEST EST.
ED DELAY TO NOT IN TRAINING	ARMY	16	29	15	15	15	15	15
	NAVY	0	0	0	0	0	0	0
	USAF	0	1	1	2	2	2	2
	TOTAL	16	30	16	17	17	17	17
TOTAL PHYSICIANS	ARMY	552	561	545	541	540	540	540
	NAVY	497	631	610	596	567	575	561
	USAF	523	685	584	593	549	609	577
	TOTAL	1572	1877	1739	1730	1656	1724	1678

Prepared by: Washington Headquarters Services
Directorate for Information
Operations and Reports

**FORMAT 8: CURRENTLY IDENTIFIED AND BEST ESTIMATE OF HEALTH MANPOWER
ACCESSIONS, BY DISCIPLINE AND YEAR
FISCAL YEAR 1988**

SOURCE	SERVICE	CURRENT FY	FY + 1	FY + 2	FY + 3	FY + 4	FY + 5	FY + 6
		ACTUAL	BEST EST.	BEST EST.	BEST EST.	BEST EST.	BEST EST.	BEST EST.
AFHPS	DENTIST							
	ARMY	0	0	0	0	0	0	0
	NAVY	0	0	0	0	0	0	0
	USAF	0	0	0	0	0	0	0
	TOTAL	0	0	0	0	0	0	0
DIRECT ACCESSIONS	ARMY	71	85	90	95	95	95	95
	NAVY	69	103	100	100	100	100	100
	USAF	64	92	112	104	106	101	106
	TOTAL	204	280	302	299	301	296	301
OTHER	ARMY	12	15	15	15	15	15	15
	NAVY	92	87	90	90	90	90	90
	USAF	2	0	0	0	0	0	0
	TOTAL	106	102	105	105	105	105	105
TOTAL DENTISTS	ARMY	83	100	105	110	110	110	110
	NAVY	161	190	190	190	190	190	190
	USAF	66	92	112	104	106	101	106
	TOTAL	310	382	407	404	406	401	406

Prepared by: Washington Headquarters Services
Directorate for Information
Operations and Reports

**FORMAT 8: CURRENTLY IDENTIFIED AND BEST ESTIMATE OF HEALTH MANPOWER
ACCESSIONS, BY DISCIPLINE AND YEAR
FISCAL YEAR 1988**

SOURCE	SERVICE	CURRENT FY	FY + 1	FY + 2	FY + 3	FY + 4	FY + 5	FY + 6
		ACTUAL	BEST EST.	BEST EST.	BEST EST.	BEST EST.	BEST EST.	BEST EST.
AFHPSP	VETERINARIAN							
	ARMY	0	0	0	0	0	0	0
	NAVY	0	0	0	0	0	0	0
	USAF	0	0	0	0	0	0	0
	TOTAL	0	0	0	0	0	0	0
DIRECT ACCESSIONS	VETERINARIAN							
	ARMY	40	33	31	31	31	31	31
	NAVY	0	0	0	0	0	0	0
	USAF	0	0	0	0	0	0	0
	TOTAL	40	33	31	31	31	31	31
OTHER	VETERINARIAN							
	ARMY	4	5	5	5	5	5	5
	NAVY	0	0	0	0	0	0	0
	USAF	0	0	0	0	0	0	0
	TOTAL	4	5	5	5	5	5	5
TOTAL VETERINARIANS	VETERINARIAN							
	ARMY	44	38	36	36	36	36	36
	NAVY	0	0	0	0	0	0	0
	USAF	0	0	0	0	0	0	0
	TOTAL	44	38	36	36	36	36	36

Prepared by: Washington Headquarters Services
Directorate for Information
Operations and Reports

**FORMAT 8: CURRENTLY IDENTIFIED AND BEST ESTIMATE OF HEALTH MANPOWER
ACCESSIONS, BY DISCIPLINE AND YEAR
FISCAL YEAR 1988**

SOURCE	SERVICE	CURRENT FY	FY + 1	FY + 2	FY + 3	FY + 4	FY + 5	FY + 6
		ACTUAL	BEST EST.	BEST EST.	BEST EST.	BEST EST.	BEST EST.	BEST EST.
AFHPS	ARMY	0	0	0	0	0	0	0
	NAVY	0	0	0	0	0	0	0
	USAF	0	0	0	0	0	0	0
	TOTAL	0	0	0	0	0	0	0
DIRECT ACCESSIONS	ARMY	11	6	6	6	6	6	6
	NAVY	11	22	22	19	11	11	11
	USAF	31	31	24	26	17	12	12
	TOTAL	53	59	52	51	34	29	29
OTHER	ARMY	5	4	4	4	4	4	4
	NAVY	0	1	1	1	1	1	1
	USAF	0	0	0	0	0	0	0
	TOTAL	5	5	5	5	5	5	5
TOTAL OPTOMETRISTS	ARMY	16	10	10	10	10	10	10
	NAVY	11	23	23	20	12	12	12
	USAF	31	31	24	26	17	12	12
	TOTAL	58	64	57	56	39	34	34

Prepared by: Washington Headquarters Services
Directorate for Information
Operations and Reports

**FORMAT 8: CURRENTLY IDENTIFIED AND BEST ESTIMATE OF HEALTH MANPOWER
ACCESSIONS, BY DISCIPLINE AND YEAR
FISCAL YEAR 1988**

SOURCE	SERVICE	CURRENT FY	FY + 1	FY + 2	FY + 3	FY + 4	FY + 5	FY + 6
		ACTUAL	BEST EST.	BEST EST.	BEST EST.	BEST EST.	BEST EST.	BEST EST.
AFHPSP	ARMY	0	0	0	0	0	0	0
	NAVY	0	0	0	0	0	0	0
	USAF	0	0	0	0	0	0	0
	TOTAL	0	0	0	0	0	0	0
DIRECT ACCESSIONS	ARMY	7	5	5	5	5	5	5
	NAVY	7	5	5	5	5	5	5
	USAF	2	4	2	1	2	1	2
	TOTAL	16	14	12	11	12	11	12
OTHER	ARMY	2	3	2	2	2	2	2
	NAVY	0	1	1	1	1	1	1
	USAF	0	0	0	0	0	0	0
	TOTAL	-2	4	3	3	3	3	3
TOTAL PODIATRISTS	ARMY	9	8	7	7	7	7	7
	NAVY	7	6	6	6	6	6	6
	USAF	2	4	2	1	2	1	2
	TOTAL	18	18	15	14	15	14	15

Prepared by: Washington Headquarters Services
Directorate for Information
Operations and Reports

**FORMAT 8: CURRENTLY IDENTIFIED AND BEST ESTIMATE OF HEALTH MANPOWER
ACCESSIONS, BY DISCIPLINE AND YEAR
FISCAL YEAR 1988**

SOURCE	SERVICE	CURRENT FY	FY + 1	FY + 2	FY + 3	FY + 4	FY + 5	FY + 6
		ACTUAL	BEST EST.	BEST EST.	BEST EST.	BEST EST.	BEST EST.	BEST EST.
AFHPSP	PSYCHOLOGIST							
	ARMY	0	0	0	0	0	0	0
	NAVY	0	0	0	0	0	0	0
	USAF	0	0	0	0	0	0	0
	TOTAL	0	0	0	0	0	0	0
DIRECT ACCESSIONS	ARMY	0	0	0	0	0	0	0
	NAVY	1	11	12	10	10	8	0
	USAF	31	23	23	23	23	23	23
	TOTAL	32	34	35	33	33	31	23
OTHER	ARMY	20	21	21	21	21	21	21
	NAVY	0	15	16	18	18	18	16
	USAF	0	0	0	0	0	0	0
	TOTAL	20	36	37	39	39	39	37
TOTAL PSYCHOLOGISTS	ARMY	20	21	21	21	21	21	21
	NAVY	1	26	28	28	28	26	16
	USAF	31	23	23	23	23	23	23
	TOTAL	52	70	72	72	72	70	60

Prepared by: Washington Headquarters Services
Directorate for Information
Operations and Reports

**FORMAT 8: CURRENTLY IDENTIFIED AND BEST ESTIMATE OF HEALTH MANPOWER
ACCESSIONS, BY DISCIPLINE AND YEAR
FISCAL YEAR 1988**

SOURCE	CURRENT FY		FY + 1		FY + 2		FY + 3		FY + 4		FY + 5	
	ACTUAL	BEST EST.	ACTUAL	BEST EST.	ACTUAL	BEST EST.	ACTUAL	BEST EST.	ACTUAL	BEST EST.	ACTUAL	BEST EST.
NURSE PRACTITIONER												
DIRECT ACCESSIONS												
ARMY	0	0	0	0	0	0	0	0	0	0	0	0
NAVY	3	7	7	7	7	7	7	7	7	7	7	7
USAF	7	12	12	12	12	12	12	12	12	12	12	12
TOTAL	10	19	19	19	19	19	19	19	19	19	19	19
OTHER												
ARMY	0	0	0	0	0	0	0	0	0	0	0	0
NAVY	0	0	0	0	0	0	0	0	0	0	0	0
USAF	0	0	0	0	0	0	0	0	0	0	0	0
TOTAL	0	0	0	0	0	0	0	0	0	0	0	0
TOTAL NURSE PRACTITIONERS												
ARMY	0	0	0	0	0	0	0	0	0	0	0	0
NAVY	3	7	7	7	7	7	7	7	7	7	7	7
USAF	7	12	12	12	12	12	12	12	12	12	12	12
TOTAL	10	19	19	19	19	19	19	19	19	19	19	19

Prepared by: Washington Headquarters Services
Directorate for Information
Operations and Reports

**FORMAT 8: CURRENTLY IDENTIFIED AND BEST ESTIMATE OF HEALTH MANPOWER
ACCESSIONS, BY DISCIPLINE AND YEAR
FISCAL YEAR 1988**

SOURCE	SERVICE	CURRENT FY	FY + 1	FY + 2	FY + 3	FY + 4	FY + 5	FY + 6
		ACTUAL	BEST EST.	BEST EST.	BEST EST.	BEST EST.	BEST EST.	BEST EST.
OTHER NURSES DIRECT ACCESSIONS	ARMY	255	370	390	390	390	390	390
	NAVY	253	439	374	352	334	319	262
	USAF	680	597	592	626	530	500	521
	TOTAL	1188	1406	1356	1368	1254	1209	1173
OTHER	ARMY	223	80	80	80	80	80	80
	NAVY	15	20	23	25	25	25	25
	USAF	66	65	65	65	65	65	65
	TOTAL	304	165	168	170	170	170	170
TOTAL OTHER NURSES	ARMY	478	450	470	470	470	470	470
	NAVY	268	459	397	377	359	344	287
	USAF	746	662	657	691	595	565	586
	TOTAL	1492	1571	1524	1538	1424	1379	1343

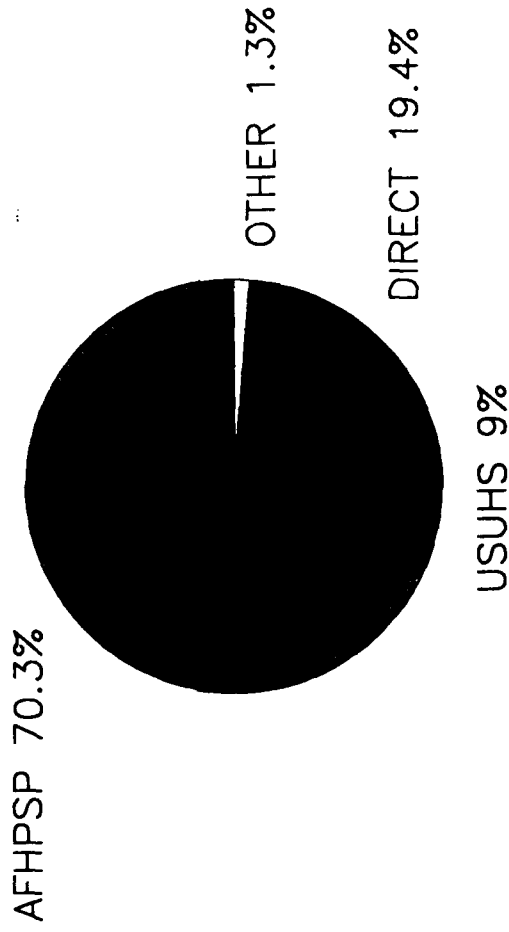
Prepared by: Washington Headquarters Services
Directorate for Information
Operations and Reports

**FORMAT 8: CURRENTLY IDENTIFIED AND BEST ESTIMATE OF HEALTH MANPOWER
ACCESSIONS, BY DISCIPLINE AND YEAR
FISCAL YEAR 1988**

SOURCE	SERVICE	CURRENT FY	FY + 1	FY + 2	FY + 3	FY + 4	FY + 5	FY + 6
		ACTUAL	BEST EST.	BEST EST.	BEST EST.	BEST EST.	BEST EST.	BEST EST.
PHYSICIAN ASSISTANT DIRECT ACCESSIONS	ARMY	8	10	0	0	0	0	0
	NAVY	9	8	0	0	0	0	0
	USAF	30	54	32	34	41	44	44
	TOTAL	47	72	32	34	41	44	44
OTHER	ARMY	60	64	80	80	80	80	80
	NAVY	0	0	0	0	0	0	0
	USAF	0	0	0	0	0	0	0
	TOTAL	60	64	80	80	80	80	80
TOTAL PHYSICIAN ASSISTANTS	ARMY	68	74	80	80	80	80	80
	NAVY	9	8	0	0	0	0	0
	USAF	30	54	32	34	41	44	44
	TOTAL	107	136	112	114	121	124	124

Prepared by: Washington Headquarters Services
Directorate for Information
Operations and Reports

FIGURE 6
SOURCE OF PHYSICIAN ACCESSIONS
FY 1988



**FORMAT 9: NUMBER OF AFHPSP STUDENTS BY YEAR IN SCHOOL
FISCAL YEAR 1986**

DISCIPLINE	SERVICE	TOTAL NUMBER OF STUDENTS BY YEAR IN SCHOOL					TOTAL
		FRESHMAN	SOPHOMORE	JUNIOR	SENIOR	TOTAL	
PHYSICIAN	ARMY	327	345	322	218	1212	
	NAVY	158	268	309	310	1045	
	USAF	265	354	351	329	1299	
	TOTAL	750	967	982	857	3556	
DENTIST	ARMY	0	0	0	0	0	
	NAVY	0	0	0	0	0	
	USAF	0	0	0	0	0	
	TOTAL	0	0	0	0	0	
OPTOMETRIST	ARMY	0	0	0	0	0	
	NAVY	0	0	0	0	0	
	USAF	0	0	0	0	0	
	TOTAL	0	0	0	0	0	
PODIATRIST	ARMY	0	0	0	0	0	
	NAVY	0	0	0	0	0	
	USAF	0	0	0	0	0	
	TOTAL	0	0	0	0	0	

Prepared by: Washington Headquarters Services
Directorate for Information
Operations and Reports

**FORMAT 9: NUMBER OF AFHPSP STUDENTS BY YEAR IN SCHOOL
FISCAL YEAR 1988**

DISCIPLINE	SERVICE	TOTAL NUMBER OF STUDENTS BY YEAR IN SCHOOL					TOTAL
		FRESHMAN	SOPHOMORE	JUNIOR	SENIOR	TOTAL	
PSYCHOLOGIST	ARMY	0	0	0	0	0	0
	NAVY	0	0	0	0	0	0
	USAF	0	0	0	0	0	0
	TOTAL	0	0	0	0	0	0
VETERINARIAN	ARMY	0	0	0	0	0	0
	NAVY	0	0	0	0	0	0
	USAF	0	0	0	0	0	0
	TOTAL	0	0	0	0	0	0
TOTAL AFHPSP STUDENTS	ARMY	327	345	322	218	1212	
	NAVY	158	268	309	310	1045	
	USAF	265	354	351	329	1299	
	TOTAL	750	967	982	857	3556	

Prepared by: Washington Headquarters Services
Directorate for Information
Operations and Reports

**FORMAT 10: GME-1 CONTINUATION AND EARLY RETURNS TO RESIDENCY
FISCAL YEAR 1988**

EDUCATION CATEGORIES	SERVICE	AFMSP		OTHER ACCESSIONS	
		CURRENT FY		CURRENT FY	
		CONTINUED TO RESIDENCY	TOTAL ELIGIBLE	CONTINUED TO RESIDENCY	TOTAL ELIGIBLE
ACTIVE DUTY CONTINUED TRAINING	ARMY	193	278	37	77
	NAVY	42	211	18	42
	USAF	120	144	33	54
	TOTAL	355	633	88	173
CIVILIAN DEFERRED CONTINUED TRAINING	ARMY	32	62	14	28
	NAVY	111	155	0	0
	USAF	228	243	13	17
	TOTAL	371	460	27	45
EARLY RETURNS TO RESIDENCY	ARMY	89	XXX	38	XXX
	NAVY	266	XXX	0	XXX
	USAF	38	XXX	12	XXX
	TOTAL	393	XXX	50	XXX

Prepared by: Washington Headquarters Services
Directorate for Information
Operations and Reports

**FORMAT 11: SERVICE SPONSORED GRADUATE MEDICAL EDUCATION (GME)
FISCAL YEAR 1988**

TRAINING PROGRAM CATEGORY	NUMBER OF STUDENTS BY YEAR OF COMPLETION DATE AND SOURCE OF TRAINING														GRAND TOTAL		
	CURRENT FY + 1		CURRENT FY + 2		CURRENT FY + 3		CURRENT FY + 4		CURRENT FY + 5		OVER 5		TOTAL				
	MIL	CIV	MIL	CIV	MIL	CIV	MIL	CIV	MIL	CIV	MIL	CIV	MIL	CIV			
GME-1 (INTERNS) TO NOT-IN-TRNG	SERVICE																
	ARMY	125	0	0	0	0	0	0	0	0	0	0	0	0	0	125	0
	NAVY	186	0	0	0	0	0	0	0	0	0	0	0	0	0	186	0
	USAF	37	0	0	0	0	0	0	0	0	0	0	0	0	37	0	
TOTAL	348	0	0	0	0	0	0	0	0	0	0	0	0	348	0		
GME-1 (INTERNS) TO CONT'D-IN-TRNG	ARMY	0	0	0	0	135	0	56	1	30	8	0	0	0	221	9	
	NAVY	0	0	0	0	23	0	31	0	13	1	0	0	0	67	1	
	USAF	0	0	0	13	108	0	33	0	24	2	0	0	0	165	15	
	TOTAL	0	0	0	13	266	0	120	1	67	11	0	0	0	453	25	
SUBTOTAL - ALL GME-1	ARMY	125	0	0	0	135	0	56	1	30	8	0	0	0	346	9	
	NAVY	186	0	0	0	23	0	31	0	13	1	0	0	0	253	1	
	USAF	37	0	0	13	108	0	33	0	24	2	0	0	0	202	15	
	TOTAL	348	0	0	13	266	0	120	1	67	11	0	0	0	801	25	
RESIDENTS	ARMY	350	7	360	21	203	4	127	6	1	5	2	0	1043	43		
	NAVY	208	25	227	19	174	10	64	2	4	0	0	0	677	56		
	USAF	180	49	187	53	77	18	20	8	12	2	0	0	476	130		
	TOTAL	738	81	774	93	454	32	211	16	17	7	2	0	2196	229		

Prepared by Washington Headquarters Services
Directorate for Information Operations and Reports

**FORMAT 11: SERVICE SPONSORED GRADUATE MEDICAL EDUCATION (GME)
FISCAL YEAR 1988**

TRAINING PROGRAM CATEGORY	NUMBER OF STUDENTS BY YEAR OF COMPLETION DATE AND SOURCE OF TRAINING																	GRAND TOTAL			
	CURRENT FY + 1		CURRENT FY + 2		CURRENT FY + 3		CURRENT FY + 4		CURRENT FY + 5		OVER 5		TOTAL								
	MIL	CIV	MIL	CIV	MIL	CIV	MIL	CIV	MIL	CIV	MIL	CIV	MIL	CIV	MIL	CIV					
FELLOWS-																					
	ARMY	106	33	84	14	29	6	0	0	0	0	0	0	0	0	0	0	0	219	53	272
	NAVY	30	22	21	11	11	4	2	1	0	0	0	0	0	0	0	0	0	64	38	102
	USAF	37	21	24	12	9	3	0	0	0	0	0	0	0	0	0	0	0	70	36	106
	TOTAL	173	76	129	37	49	12	2	1	0	0	0	0	0	0	0	0	0	353	127	480
TOTAL - ALL GME	ARMY	581	40	444	35	367	10	183	7	31	13	2	0	0	0	0	0	1608	105	1713	
	NAVY	424	47	248	30	208	14	97	3	17	1	0	0	0	0	0	0	994	95	1089	
	USAF	254	70	211	78	194	21	53	8	36	4	0	0	0	0	0	0	748	181	929	
	TOTAL	1259	157	903	143	769	45	333	18	84	18	2	0	0	0	0	0	3350	381	3731	

Prepared by: Washington Headquarters Services
Directorate for Information
Operations and Reports

**FORMAT 12: SERVICE SPONSORED GRADUATE MEDICAL EDUCATION (GME)
FISCAL YEAR 1988**

MEDICAL SPECIALTY	SERVICE	LENGTH OF TRAINING	NUMBER OF STUDENTS BY YEAR OF COMPLETION DATE AND SOURCE OF TRAINING																		GRAND TOTAL	
			CURRENT FY + 1		CURRENT FY + 2		CURRENT FY + 3		CURRENT FY + 4		CURRENT FY + 5		OVER 5		TOTAL							
			MIL	CIV	MIL	CIV	MIL	CIV	MIL	CIV	MIL	CIV	MIL	CIV	MIL	CIV						
ANESTHESIOLOGY - RESIDENCY	ARMY	4	19	0	22	9	17	0	12	0	0	0	0	0	0	0	0	0	0	70	9	79
	NAVY	4	23	0	21	1	25	3	10	0	0	0	0	0	0	0	0	0	0	79	4	83
	USAF	4	4	2	8	2	12	0	0	0	0	0	0	0	0	0	0	0	0	24	4	28
	TOTAL		46	2	51	12	54	3	22	0	0	0	0	0	0	0	0	0	0	173	17	190
AVIATION MEDICINE - RESIDENCY	ARMY	3	5	0	3	2	0	0	0	0	0	0	0	0	0	0	0	0	0	8	2	10
	NAVY		4	5	5	2	0	0	0	0	0	0	0	0	0	0	0	0	0	9	7	16
	USAF	2	0	0	0	0	0	0	0	0	0	0	0	0	0	0	0	0	0	0	0	0
	TOTAL		9	5	8	4	0	0	0	0	0	0	0	0	0	0	0	0	0	17	9	26
DERMATOLOGY - RESIDENCY	ARMY	4	8	0	7	0	8	0	0	0	0	0	0	0	0	0	0	0	0	23	0	23
	NAVY	4	6	1	6	0	7	0	0	0	0	0	0	0	0	0	0	0	0	19	1	20
	USAF	4	5	0	5	0	3	0	0	0	0	0	0	0	0	0	0	0	0	13	0	13
	TOTAL		19	1	18	0	18	0	0	0	0	0	0	0	0	0	0	0	0	55	1	56
DERMATOLOGY - FELLOWSHIP	ARMY		1	0	0	1	0	0	0	0	0	0	0	0	0	0	0	0	0	1	1	2
	NAVY		0	0	0	0	0	0	0	0	0	0	0	0	0	0	0	0	0	0	0	0
	USAF		1	0	0	0	0	0	0	0	0	0	0	0	0	0	0	0	0	1	0	1
	TOTAL		2	0	0	1	0	0	0	0	0	0	0	0	0	0	0	0	0	2	1	3

Prepared by: Washington Headquarters Services
Directorate for Information Operations and Reports

**FORMAT 12: SERVICE SPONSORED GRADUATE MEDICAL EDUCATION (GME)
FISCAL YEAR 1988**

MEDICAL SPECIALTY	LENGTH OF TRAINING	SERVICE	NUMBER OF STUDENTS BY YEAR OF COMPLETION DATE AND SOURCE OF TRAINING															GRAND TOTAL		
			CURRENT FY + 1		CURRENT FY + 2		CURRENT FY + 3		CURRENT FY + 4		CURRENT FY + 5		OVER 5		TOTAL					
			MIL	CIV	MIL	CIV	MIL	CIV	MIL	CIV	MIL	CIV	MIL	CIV	MIL	CIV				
EMERGENCY MEDICAL - RESIDENCY	3	ARMY	1	0	25	0	27	0	0	0	0	0	0	0	0	0	0	53	0	53
	4	NAVY	2	0	7	3	6	2	0	0	0	0	0	0	0	0	0	15	5	20
	4	USAF	1	1	8	4	9	0	0	0	0	0	0	0	0	0	0	18	5	23
	TOTAL		4	1	40	7	42	2	0	0	0	0	0	0	0	0	0	86	10	96
EXECUTIVE MEDICINE		ARMY	0	0	0	0	0	0	0	0	0	0	0	0	0	0	0	0	0	0
		NAVY	0	0	0	0	0	0	0	0	0	0	0	0	0	0	0	0	0	0
		USAF	0	0	0	0	0	0	0	0	0	0	0	0	0	0	0	0	0	0
	TOTAL		0	0	0	0	0	0	0	0	0	0	0	0	0	0	0	0	0	0
FAMILY PRACTICE - RESIDENCY	3	ARMY	44	0	46	0	39	0	0	0	0	0	0	0	0	0	0	129	0	129
	3	NAVY	41	0	45	0	13	0	0	0	0	0	0	0	0	0	0	99	0	99
	3	USAF	31	0	39	0	40	0	0	0	0	0	0	0	0	0	0	110	0	110
	TOTAL		116	0	130	0	92	0	0	0	0	0	0	0	0	0	0	338	0	338
INTERNAL MEDICINE - RESIDENCY	3/4	ARMY	73	0	66	0	75	0	0	0	0	0	0	0	0	0	0	214	0	214
	3	NAVY	17	0	24	0	22	1	0	0	0	0	0	0	0	0	0	63	1	64
	3	USAF	32	0	28	0	42	0	0	0	0	0	0	0	0	0	0	102	0	102
	TOTAL		122	0	118	0	139	1	0	0	0	0	0	0	0	0	0	379	1	380

Prepared by: Washington Headquarters Services
Directorate for Information Operations and Reports

**FORMAT 12: SERVICE SPONSORED GRADUATE MEDICAL EDUCATION (GME)
FISCAL YEAR 1988**

MEDICAL SPECIALTY	SERVICE	LENGTH OF TRAINING	NUMBER OF STUDENTS BY YEAR OF COMPLETION DATE AND SOURCE OF TRAINING																		GRAND TOTAL
			CURRENT FY + 1		CURRENT FY + 2		CURRENT FY + 3		CURRENT FY + 4		CURRENT FY + 5		OVER 6		TOTAL						
			MIL	CIV	MIL	CIV	MIL	CIV	MIL	CIV	MIL	CIV	MIL	CIV	MIL	CIV					
INTERNAL MEDICINE - FELLOWSHIP	ARMY	2/3	60	0	50	0	0	22	0	0	0	0	0	0	0	0	0	0	132	0	132
	NAVY	5/6	22	1	17	2	11	1	1	0	0	0	0	0	0	0	0	0	51	4	55
	USAF	3	23	6	16	2	7	0	0	0	0	0	0	0	0	0	0	0	46	8	54
	TOTAL		105	7	83	4	40	1	1	0	0	0	0	0	0	0	0	0	229	12	241
MEDICAL RESEARCH	ARMY	2/3	4	0	0	0	0	0	0	0	0	0	0	0	0	0	0	0	4	0	4
	NAVY		0	0	0	0	0	0	0	0	0	0	0	0	0	0	0	0	0	0	0
	USAF		0	0	0	0	0	0	0	0	0	0	0	0	0	0	0	0	0	0	0
	TOTAL		4	0	0	0	0	0	0	0	0	0	0	0	0	0	0	0	4	0	4
NEUROLOGY - RESIDENCY	ARMY	4	7	0	7	0	5	0	5	0	0	0	0	0	0	0	0	0	24	0	24
	NAVY	4	2	1	2	0	3	0	2	0	0	0	0	0	0	0	0	0	9	1	10
	USAF	4	3	0	3	0	3	0	0	0	0	0	0	0	0	0	0	0	9	0	9
	TOTAL		12	1	12	0	11	0	7	0	0	0	0	0	0	0	0	0	42	1	43
NEUROLOGY - FELLOWSHIP	ARMY	1/3	3	1	1	0	1	0	0	0	0	0	0	0	0	0	0	0	5	1	6
	NAVY	5	1	0	0	0	0	0	0	0	0	0	0	0	0	0	0	1	0	1	
	USAF		1	0	0	0	0	0	0	0	0	0	0	0	0	0	0	1	0	1	
	TOTAL		5	1	1	0	1	0	0	0	0	0	0	0	0	0	0	0	7	1	8

Prepared by: Washington Headquarters Services
Directorate for Information Operations and Reports

**FORMAT 12: SERVICE SPONSORED GRADUATE MEDICAL EDUCATION (GME)
FISCAL YEAR 1988**

MEDICAL SPECIALTY	LENGTH OF TRAINING	SERVICE	NUMBER OF STUDENTS BY YEAR OF COMPLETION DATE AND SOURCE OF TRAINING												TOTAL		
			CURRENT FY + 1		CURRENT FY + 2		CURRENT FY + 3		CURRENT FY + 4		CURRENT FY + 5		OVER 5				
			MIL	CIV	MIL	CIV	MIL	CIV	MIL	CIV	MIL	CIV	MIL	CIV			
NUCLEAR MEDICINE - FELLOWSHIP	2	ARMY	4	0	0	0	0	0	0	0	0	0	0	0	0	0	8
	2	NAVY	1	0	0	0	0	0	0	0	0	0	0	0	0	0	1
	2	USAF	1	0	1	0	0	0	0	0	0	0	0	0	0	0	2
		TOTAL	6	0	5	0	0	0	0	0	0	0	0	0	0	0	11
		TOTAL	32	1	25	0	27	0	20	0	0	0	0	0	0	0	104
OBSTETRICS/GYNECOLOGY - RESIDENCY	4	ARMY	20	1	19	0	18	0	13	0	0	0	0	0	0	0	71
	4	NAVY	14	9	14	9	14	0	15	0	0	0	0	0	0	57	
	4	USAF	66	11	58	9	59	0	48	0	0	0	0	0	0	231	
		TOTAL															251
		TOTAL	2	3	3	1	1	1	0	0	0	0	0	0	0	0	6
OBSTETRICS/GYNECOLOGY - FELLOWSHIP	1/3	ARMY	2	3	3	1	1	0	0	0	0	0	0	0	0	0	11
	5/7	NAVY	1	1	2	1	0	0	0	0	0	0	0	0	0	3	5
	3	USAF	2	1	3	3	0	1	0	0	0	0	0	0	0	5	10
		TOTAL	5	5	8	5	1	2	0	0	0	0	0	0	0	14	26
		TOTAL	11	0	10	0	11	0	0	0	0	0	0	0	0	32	32
OPHTHALMOLOGY - RESIDENCY	4	ARMY	7	0	7	0	8	0	1	0	0	0	0	0	0	0	23
	4	NAVY	2	2	6	0	3	0	0	0	0	0	0	0	0	11	13
	4	USAF	20	2	23	0	22	0	1	0	0	0	0	0	0	66	68
		TOTAL															
		TOTAL	2	2	2	0	2	0	1	0	0	0	0	0	0	2	2

Prepared by: Washington Headquarters Services
Directorate for Information
Operations and Reports

**FORMAT 12: SERVICE SPONSORED GRADUATE MEDICAL EDUCATION (GME)
FISCAL YEAR 1988**

MEDICAL SPECIALTY	LENGTH OF SERVICE TRAINING	NUMBER OF STUDENTS BY YEAR OF COMPLETION DATE AND SOURCE OF TRAINING																		
		CURRENT FY + 1		CURRENT FY + 2		CURRENT FY + 3		CURRENT FY + 4		CURRENT FY + 5		OVER 5		TOTAL		GRAND TOTAL				
		MIL	CIV	MIL	CIV	MIL	CIV	MIL	CIV	MIL	CIV	MIL	CIV	MIL	CIV	MIL	CIV			
OPHTHALMOLOGY - FELLOWSHIP	1/2	0	5	0	0	0	0	0	0	0	0	0	0	0	0	0	0	5	5	
	6	0	2	0	0	0	0	0	0	0	0	0	0	0	0	0	0	0	2	2
		0	0	0	0	0	0	0	0	0	0	0	0	0	0	0	0	0	0	0
	TOTAL	0	7	0	0	0	0	0	0	0	0	0	0	0	0	0	0	0	7	7
ORTHOPEDIC SURGERY - RESIDENCY	5	22	2	25	0	26	2	25	1	4	0	0	0	0	0	0	0	99	9	108
	5	12	1	11	0	14	1	14	1	0	0	0	0	0	0	0	0	52	3	55
	5	4	11	7	9	5	6	6	5	0	2	0	0	0	0	0	22	33	55	
	TOTAL	38	14	43	9	45	9	45	7	2	6	0	0	0	0	0	173	45	218	
ORTHOPEDIC SURGERY - FELLOWSHIP	1	1	2	1	0	0	0	0	0	0	0	0	0	0	0	0	0	2	3	5
	7	0	2	0	0	0	0	0	0	0	0	0	0	0	0	0	0	0	2	2
	2	0	3	0	0	0	0	0	0	0	0	0	0	0	0	0	0	0	3	3
	TOTAL	1	7	1	1	0	0	0	0	0	0	0	0	0	0	0	2	8	10	
OTORHINOLARYNGOLOGY - RESIDENCY	5	8	0	9	0	9	1	10	0	4	0	0	0	0	0	0	0	40	3	43
	5	12	1	8	0	8	0	9	0	0	0	0	0	0	0	0	0	37	1	38
	5	2	3	3	3	3	0	2	1	0	0	0	0	0	0	0	10	7	17	
	TOTAL	22	4	20	3	20	1	21	1	4	2	0	0	0	0	0	87	11	98	

Prepared by: Washington Headquarters Services
Directorate for Information Operations and Reports

**FORMAT 12: SERVICE SPONSORED GRADUATE MEDICAL EDUCATION (GME)
FISCAL YEAR 1988**

MEDICAL SPECIALTY	SERVICE	LENGTH OF TRAINING	NUMBER OF STUDENTS BY YEAR OF COMPLETION DATE AND SOURCE OF TRAINING																		GRAND TOTAL
			CURRENT FY + 1		CURRENT FY + 2		CURRENT FY + 3		CURRENT FY + 4		CURRENT FY + 5		OVER 5		TOTAL						
			MIL	CIV	MIL	CIV	MIL	CIV	MIL	CIV	MIL	CIV	MIL	CIV	MIL	CIV					
OTORRHINOLARYNGOLOGY - FELLOWSHIP	ARMY	1	0	0	4	0	0	0	0	0	0	0	0	0	0	0	0	0	4	4	
	NAVY	7	0	0	0	0	0	0	0	0	0	0	0	0	0	0	0	0	0	1	1
	USAF		0	0	0	0	0	0	0	0	0	0	0	0	0	0	0	0	0	0	0
	TOTAL		0	1	4	0	0	0	0	0	0	0	0	0	0	0	0	0	0	5	5
PATHOLOGY - RESIDENCY	ARMY	5	6	0	15	0	12	0	13	0	4	0	0	0	0	0	0	0	50	0	50
	NAVY	5	6	1	7	0	7	0	5	0	4	0	0	0	0	0	0	0	29	1	30
	USAF	5	1	0	5	0	1	0	4	0	0	0	0	0	0	0	0	0	11	0	11
	TOTAL		13	1	27	0	20	0	22	0	8	0	0	0	0	0	0	0	90	1	91
PATHOLOGY - FELLOWSHIP	ARMY	1	4	3	1	1	0	0	0	0	0	0	0	0	0	0	0	0	5	4	9
	NAVY	6	2	0	0	0	0	0	0	0	0	0	0	0	0	0	0	0	2	0	2
	USAF	2	1	0	0	0	0	0	0	0	0	0	0	0	0	0	0	1	0	1	1
	TOTAL		7	3	1	1	0	0	0	0	0	0	0	0	0	0	0	0	8	4	12
PEDIATRICS - RESIDENCY	ARMY	3	29	0	25	0	4	0	24	0	0	0	0	0	0	0	0	0	82	0	82
	NAVY	3	16	0	17	0	17	0	0	0	0	0	0	0	0	0	0	0	50	0	50
	USAF	3	18	0	21	0	21	0	0	0	0	0	0	0	0	0	0	0	60	0	60
	TOTAL		63	0	63	0	42	0	24	0	0	0	0	0	0	0	0	0	192	0	192

Prepared by: Washington Headquarters Services
Directorate for Information Operations and Reports

**FORMAT 12: SERVICE SPONSORED GRADUATE MEDICAL EDUCATION (GME)
FISCAL YEAR 1988**

MEDICAL SPECIALTY	SERVICE	LENGTH OF TRAINING	NUMBER OF STUDENTS BY YEAR OF COMPLETION DATE AND SOURCE OF TRAINING														GRAND TOTAL		
			CURRENT FY + 1		CURRENT FY + 2		CURRENT FY + 3		CURRENT FY + 4		CURRENT FY + 5		OVER 5		TOTAL				
			MIL	CIV	MIL	CIV	MIL	CIV	MIL	CIV	MIL	CIV	MIL	CIV	MIL	CIV			
PEDIATRICS - FELLOWSHIP	ARMY	1/2	8	9	3	5	2	0	0	0	0	0	0	0	0	0	22	13	35
	NAVY	5/6	1	1	6	0	3	0	0	0	0	0	0	0	0	0	2	15	17
	USAF	3	4	5	2	0	0	0	0	0	0	0	0	0	0	0	6	7	13
	TOTAL		13	19	12	11	5	0	0	0	0	0	0	0	0	0	30	35	65
PHYSICAL MEDICINE - RESIDENCY	ARMY	4	4	0	3	0	4	0	2	0	0	0	0	0	0	0	13	0	13
	NAVY		0	0	0	0	0	0	0	0	0	0	0	0	0	0	0	0	0
	USAF	4	0	0	0	0	0	0	0	0	0	0	0	0	0	0	0	0	0
	TOTAL		4	0	3	0	4	0	2	0	0	0	0	0	0	0	13	0	13
PREVENTIVE MEDICINE - RESIDENCY	ARMY	3	7	0	2	10	0	0	0	0	0	1	0	0	0	0	9	11	20
	NAVY	3	0	11	1	10	0	0	0	0	0	0	0	0	0	0	1	21	22
	USAF	2	14	0	0	15	0	0	0	0	0	0	0	0	0	0	14	15	29
	TOTAL		21	11	3	35	0	0	0	0	0	1	0	0	0	0	24	47	71
PSYCHIATRY - RESIDENCY	ARMY	4	13	0	16	0	21	0	17	0	0	0	0	0	0	0	67	0	67
	NAVY	4	9	1	14	0	13	0	6	0	0	0	0	0	0	0	42	1	43
	USAF	4	14	3	12	9	10	0	13	0	0	0	0	0	0	0	49	12	61
	TOTAL		36	4	42	9	44	0	36	0	0	0	0	0	0	0	158	13	171

Prepared by: Washington Headquarters Services
Directorate for Information
Operations and Reports

**FORMAT 12: SERVICE SPONSORED GRADUATE MEDICAL EDUCATION (GME)
FISCAL YEAR 198**

MEDICAL SPECIALTY	SERVICE	LENGTH OF TRAINING	NUMBER OF STUDENTS BY YEAR OF COMPLETION DATE AND SOURCE OF TRAINING																		GRAND TOTAL				
			CURRENT FY + 1			CURRENT FY + 2			CURRENT FY + 3			CURRENT FY + 4			CURRENT FY + 5			OVER 5				TOTAL			
			MIL	CIV	TOTAL	MIL	CIV	TOTAL	MIL	CIV	TOTAL	MIL	CIV	TOTAL	MIL	CIV	TOTAL	MIL	CIV	TOTAL		MIL	CIV	TOTAL	
PSYCHIATRY - FELLOWSHIP	ARMY	1/2	8	1	6	0	0	2	0	0	0	0	0	0	0	0	0	0	0	0	0	0	0	3	17
	NAVY	5	0	2	1	1	0	0	0	0	0	0	0	0	0	0	0	0	0	0	0	0	0	1	4
	USAF	2	0	1	0	0	0	0	0	0	0	0	0	0	0	0	0	0	0	0	0	0	0	1	1
	TOTAL		8	4	7	1	0	2	0	0	0	0	0	0	0	0	0	0	0	0	0	0	0	15	22
RADIOLOGY - RESIDENCY	ARMY	4/5	27	0	24	0	21	0	24	0	10	0	0	0	0	0	0	0	0	0	0	0	0	0	106
	NAVY	5	14	1	13	0	17	0	17	0	5	0	0	0	0	0	0	0	0	0	0	0	0	66	67
	USAF	5	13	6	13	7	4	12	0	0	11	1	0	0	0	0	0	0	0	0	0	0	0	41	67
	TOTAL		54	7	50	7	42	12	41	0	26	1	0	0	0	0	0	0	0	0	0	0	0	213	240
RADIOLOGY - FELLOWSHIP	ARMY	1/2	3	1	1	1	0	0	0	0	0	0	0	0	0	0	0	0	0	0	0	0	0	2	6
	NAVY	6	0	1	0	1	0	0	1	1	0	0	0	0	0	0	0	0	0	0	0	0	0	1	4
	USAF	4	1	2	0	1	0	1	0	0	0	0	0	0	0	0	0	0	0	0	0	0	0	1	5
	TOTAL		4	4	1	3	0	1	1	1	1	0	0	0	0	0	0	0	0	0	0	0	0	6	15
SURGERY - RESIDENCY	ARMY	5/6	27	4	23	0	25	1	24	5	12	7	2	0	0	0	0	0	0	0	0	0	0	0	113
	NAVY	5/6	12	1	14	3	13	2	13	1	7	1	0	0	0	0	0	0	0	0	0	0	0	0	59
	USAF	5	20	12	13	7	13	0	11	1	25	1	0	0	0	0	0	0	0	0	0	0	0	82	103
	TOTAL		59	17	50	10	51	3	48	7	44	9	2	0	0	0	0	0	0	0	0	0	0	254	300

Prepared by: Washington Headquarters Services
Directorate for Information Operations and Reports

**FORMAT 12: SERVICE SPONSORED GRADUATE MEDICAL EDUCATION (GME)
FISCAL YEAR 1988**

MEDICAL SPECIALTY	SERVICE TRAINING	LENGTH OF TRAINING	NUMBER OF STUDENTS BY YEAR OF COMPLETION DATE AND SOURCE OF TRAINING																	
			CURRENT FY + 1		CURRENT FY + 2		CURRENT FY + 3		CURRENT FY + 4		CURRENT FY + 5		OVER 5		TOTAL		GRAND TOTAL			
			MIL	CIV	MIL	CIV	MIL	CIV	MIL	CIV	MIL	CIV	MIL	CIV	MIL	CIV				
SURGERY - FELLOWSHIP	ARMY	1/2	8	8	2	0	1	0	0	0	0	0	0	0	0	0	0	16	11	27
	NAVY	7/8	2	0	0	0	0	0	0	0	0	0	0	0	0	0	0	2	5	7
	USAF	3	3	2	4	1	0	0	0	0	0	0	0	0	0	0	0	7	8	15
	TOTAL		13	16	10	6	2	2	0	0	0	0	0	0	0	0	0	25	24	49
UNDERSEA MEDICINE	ARMY		0	0	0	0	0	0	0	0	0	0	0	0	0	0	0	0	0	0
	NAVY		0	0	0	0	1	0	0	0	0	0	0	0	0	0	0	0	0	1
	USAF		0	0	0	0	0	0	0	0	0	0	0	0	0	0	0	0	0	0
	TOTAL		0	0	0	0	1	0	0	0	0	0	0	0	0	0	0	0	0	1
UROLOGY - RESIDENCY	ARMY	5	7	0	7	0	0	7	0	0	0	0	0	0	0	0	0	28	0	28
	NAVY	5	5	0	6	0	6	0	5	0	0	0	0	0	0	0	0	22	0	22
	USAF	5	2	0	2	0	2	0	2	1	0	0	0	0	0	0	0	8	2	10
	TOTAL		14	0	15	1	15	0	14	1	0	0	0	0	0	0	0	58	2	60
UROLOGY - FELLOW/H.I.P	ARMY	1	0	0	0	0	0	0	0	0	0	0	0	0	0	0	0	0	1	1
	NAVY		0	1	0	0	0	0	0	0	0	0	0	0	0	0	0	0	1	1
	USAF	5	2	0	2	1	2	0	2	1	0	0	0	0	0	0	0	8	2	10
	TOTAL		2	2	2	2	1	2	2	2	1	0	0	0	0	0	0	8	4	12

Prepared by: Washington Headquarters Services
Directorate for Information
Operations and Reports

**FORMAT 12: SERVICE SPONSORED GRADUATE MEDICAL EDUCATION (GME)
FISCAL YEAR 1988**

MEDICAL SPECIALTY	SERVICE	LENGTH OF TRAINING	NUMBER OF STUDENTS BY YEAR OF COMPLETION DATE AND SOURCE OF TRAINING															GRAND TOTAL			
			CURRENT FY + 1		CURRENT FY + 2		CURRENT FY + 3		CURRENT FY + 4		CURRENT FY + 5		OVER 5		TOTAL						
			MIL	CIV	MIL	CIV	MIL	CIV	MIL	CIV	MIL	CIV	MIL	CIV	MIL	CIV	MIL		CIV		
GME-1 (INTERNS) TO NOT-IN-TRNG	ARMY		125	0	0	0	0	0	0	0	0	0	0	0	0	0	0	0	125	0	125
	NAVY		186	0	0	0	0	0	0	0	0	0	0	0	0	0	0	0	186	0	186
	USAF		37	0	0	0	0	0	0	0	0	0	0	0	0	0	0	0	37	0	37
	TOTAL		348	0	0	0	0	0	0	0	0	0	0	0	0	0	0	0	348	0	348
TOTAL - ALL GME	ARMY		581	40	444	35	367	10	183	7	31	13	2	0	1608	105	1713				
	NAVY		424	47	248	30	208	14	97	3	17	1	0	0	994	95	1089				
	USAF		256	70	213	79	196	21	55	9	36	4	0	0	756	183	939				
	TOTAL		1261	157	905	144	771	45	335	19	84	18	2	0	3358	383	3741				

Prepared by: Washington Headquarters Services
Directorate for Information Operations and Reports

**FORMAT 13: SERVICE DEFERRED (NOT SPONSORED) GRADUATE MEDICAL EDUCATION (GME)
IN CIVILIAN FACILITIES - PROGRAM TOTALS - FISCAL YEAR 1988**

CATEGORY TRAINING PROGRAM	SERVICE	NUMBER OF STUDENTS BY YEAR OF COMPLETION DATE							TOTAL
		CURRENT FY + 1	CURRENT FY + 2	CURRENT FY + 3	CURRENT FY + 4	CURRENT FY + 5	OVER 5		
GME-1 (INTERNS) TO NOT-IN-TRNG	ARMY	44	0	0	0	0	0	0	44
	NAVY	44	0	0	0	0	0	0	44
	USAF	24	0	0	0	0	0	0	24
	TOTAL	112	0	0	0	0	0	0	112
GME-1 (INTERNS) TO CONT'D-IN-TRNG	ARMY	0	0	0	0	0	0	0	0
	NAVY	0	26	11	71	3	0	0	111
	USAF	0	1	63	71	90	4	4	229
	TOTAL	0	27	74	142	93	4	4	340
SUBTOTAL - ALL GME-1	ARMY	44	0	0	0	0	0	0	44
	NAVY	44	26	11	71	3	0	0	155
	USAF	24	1	63	71	90	4	4	253
	TOTAL	112	27	74	142	93	4	4	452
RESIDENTS	ARMY	64	78	43	30	29	6	6	250
	NAVY	90	83	68	2	61	12	12	316
	USAF	194	200	111	62	1	0	0	568
	TOTAL	348	361	222	94	91	18	18	1134

Prepared by: Washington Headquarters Services
Directorate for Information
Operations and Reports

**FORMAT 13: SERVICE DEFERRED (NOT SPONSORED) GRADUATE MEDICAL EDUCATION (GME)
IN CIVILIAN FACILITIES - PROGRAM TOTALS - FISCAL YEAR 1988**

CATEGORY TRAINING PROGRAM	SERVICE	NUMBER OF STUDENTS BY YEAR OF COMPLETION DATE					TOTAL	
		CURRENT FY + 1	CURRENT FY + 2	CURRENT FY + 3	CURRENT FY + 4	CURRENT FY + 5		OVER 5
FELLOWS	ARMY	3	2	1	0	0	0	6
	NAVY	0	20	14	7	0	0	41
	USAF	32	29	17	24	8	0	110
	TOTAL	35	51	32	31	8	0	157
TOTAL - ALL GME	ARMY	111	80	44	30	29	6	300
	NAVY	134	129	93	80	64	12	512
	USAF	250	230	191	157	99	4	931
	TOTAL	495	439	328	267	192	22	1743

Prepared by: Washington Headquarters Services
Directorate for Information
Operations and Reports

**FORMAT 14: SERVICE DEFERRED (NOT SPONSORED) GRADUATE MEDICAL EDUCATION (GME)
IN CIVILIAN FACILITIES BY SPECIALTY - FISCAL YEAR 1988**

MEDICAL SPECIALTY	SERVICE	LENGTH OF TRAINING	NUMBER OF STUDENTS BY YEAR OF COMPLETION DATE					TOTAL	
			CURRENT FY + 1	CURRENT FY + 2	CURRENT FY + 3	CURRENT FY + 4	CURRENT FY + 5		
ANESTHESIOLOGY - RESIDENCY	ARMY	4/5	9	5	3	8	0	0	25
	NAVY	4	12	12	13	1	0	0	58
	USAF	4	18	16	12	0	0	0	61
	TOTAL		39	33	38	33	1	0	144
AVIATION MEDICINE - RESIDENCY	ARMY		0	0	0	0	0	0	0
	NAVY		0	0	0	0	0	0	0
	USAF	2	0	0	0	0	0	0	0
	TOTAL		0	0	0	0	0	0	0
DERMATOLOGY - RESIDENCY	ARMY	4	0	0	0	0	0	0	0
	NAVY	4	0	0	0	0	0	0	0
	USAF	4	0	4	4	6	0	0	14
	TOTAL		0	4	4	6	0	0	14
DERMATOLOGY - FELLOWSHIP	ARMY		0	0	0	0	0	0	0
	NAVY		0	0	0	0	0	0	0
	USAF		0	0	0	0	0	0	0
	TOTAL		0	0	0	0	0	0	0

Prepared by: Washington Headquarters Services
Directorate for Information Operations and Reports

**FORMAT 14: SERVICE DEFERRED (NOT SPONSORED) GRADUATE MEDICAL EDUCATION (GME)
IN CIVILIAN FACILITIES BY SPECIALTY - FISCAL YEAR 1988**

MEDICAL SPECIALTY	SERVICE	LENGTH OF TRAINING	NUMBER OF STUDENTS BY YEAR OF COMPLETION DATE							TOTAL
			CURRENT FY + 1	CURRENT FY + 2	CURRENT FY + 3	CURRENT FY + 4	CURRENT FY + 5	OVER 5		
EMERGENCY MEDICAL - RESIDENCY	ARMY	4	0	6	0	1	0	0	0	7
	NAVY	3/4	3	6	3	0	0	0	0	12
	USAF	4	8	6	7	1	9	0	0	31
	TOTAL		11	18	10	10	1	1	0	50
FAMILY PRACTICE - RESIDENCY	ARMY	3	5	11	2	0	0	0	0	18
	NAVY	3	5	21	1	0	0	0	0	27
	USAF	3	44	26	14	0	0	0	0	84
	TOTAL		54	58	17	0	0	0	0	129
INTERNAL MEDICINE - RESIDENCY	ARMY	3	19	8	10	0	0	0	0	37
	NAVY	3	6	6	1	0	0	0	0	13
	USAF	3	31	41	36	1	1	0	0	110
	TOTAL		56	55	47	1	1	0	0	160
INTERNAL MEDICINE - FELLOWSHIP	ARMY		0	0	0	0	0	0	0	0
	NAVY	2/3	2	11	6	4	0	0	0	23
	USAF	3	11	13	6	16	0	0	0	46
	TOTAL		13	24	12	20	0	0	0	69

Prepared by: Washington Headquarters Services
Directorate for Information
Operations and Reports

**FORMAT 14: SERVICE DEFERRED (NOT SPONSORED) GRADUATE MEDICAL EDUCATION (GME)
IN CIVILIAN FACILITIES BY SPECIALTY - FISCAL YEAR 1988**

MEDICAL SPECIALTY	SERVICE	LENGTH OF TRAINING	NUMBER OF STUDENTS BY YEAR OF COMPLETION DATE					TOTAL	
			CURRENT FY + 1	CURRENT FY + 2	CURRENT FY + 3	CURRENT FY + 4	CURRENT FY + 5		OVER 5
NEUROLOGY - RESIDENCY	ARMY	4	0	1	0	0	0	0	1
	NAVY	4	2	0	0	0	0	0	2
	USAF	4	5	3	3	2	0	0	13
	TOTAL		7	4	3	2	0	0	16
NEUROLOGY - FELLOWSHIP	ARMY		0	0	0	0	0	0	0
	NAVY	3	0	0	1	1	0	0	2
	USAF		0	0	0	0	0	0	0
	TOTAL		0	0	1	1	0	0	2
NUCLEAR MEDICINE - FELLOWSHIP	ARMY		0	0	0	0	0	0	0
	NAVY		0	0	0	0	0	0	0
	USAF	2	1	1	0	0	0	0	2
	TOTAL		1	1	0	0	0	0	2
OBSTETRICS/GYNECOLOGY - RESIDENCY	ARMY	4	3	6	7	0	0	0	16
	NAVY	4	3	3	2	1	0	0	9
	USAF	4	28	16	3	10	0	0	57
	TOTAL		34	25	12	11	0	0	82

Prepared by: Washington Headquarters Services
Directorate for Information Operations and Reports

**FORMAT 14: SERVICE DEFERRED (NOT SPONSORED) GRADUATE MEDICAL EDUCATION (GME)
IN CIVILIAN FACILITIES BY SPECIALTY - FISCAL YEAR 1988**

MEDICAL SPECIALTY	SERVICE	LENGTH OF TRAINING	NUMBER OF STUDENTS BY YEAR OF COMPLETION DATE					TOTAL	
			CURRENT FY + 1	CURRENT FY + 2	CURRENT FY + 3	CURRENT FY + 4	CURRENT FY + 5		OVER 5
OBSTETRICS/GYNECOLOGY - FELLOWSHIP	ARMY		0	0	0	0	0	0	0
	NAVY	2	0	0	1	0	0	0	1
	USAF		2	0	0	0	0	0	2
	TOTAL		2	0	1	0	0	0	3
OPHTHALMOLOGY - RESIDENCY	ARMY		3	0	0	0	0	0	3
	NAVY	4	4	6	2	3	0	0	15
	USAF	4	3	9	11	14	0	0	37
	TOTAL		10	15	13	17	0	0	55
OPHTHALMOLOGY - FELLOWSHIP	ARMY		0	0	0	0	0	0	0
	NAVY		0	0	0	0	0	0	0
	USAF		0	0	0	0	0	0	0
	TOTAL		0	0	0	0	0	0	0
ORTHOPEDIC SURGERY - RESIDENCY	ARMY	5/6	2	9	2	2	7	1	23
	NAVY	5	16	6	8	22	2	64	
	USAF	5	11	10	17	20	0	75	
	TOTAL		29	25	29	27	49	3	162

Prepared by: Washington Headquarters Services
Directorate for Information
Operations and Reports

**FORMAT 14: SERVICE DEFERRED (NOT SPONSORED) GRADUATE MEDICAL EDUCATION (GME)
IN CIVILIAN FACILITIES BY SPECIALTY - FISCAL YEAR 1988**

MEDICAL SPECIALTY	SERVICE	LENGTH OF TRAINING	NUMBER OF STUDENTS BY YEAR OF COMPLETION DATE							TOTAL
			CURRENT FY + 1	CURRENT FY + 2	CURRENT FY + 3	CURRENT FY + 4	CURRENT FY + 5	OVER 5		
ORTHOPEDIC SURGERY - FELLOWSHIP	ARMY		0	0	0	0	0	0	0	0
	NAVY	1/2	5	4	2	0	0	0	0	11
	USAF	2	3	1	0	0	0	0	0	4
	TOTAL		8	5	2	0	0	0	0	15
OTORHINOLARYNGOLOGY - RESIDENCY	ARMY		1	2	0	1	3	0	0	7
	NAVY	5	1	1	4	2	6	0	0	14
	USAF	5	0	6	9	7	8	0	0	30
	TOTAL		2	9	13	10	17	0	0	51
OTORHINOLARYNGOLOGY - FELLOWSHIP	ARMY		0	0	0	0	0	0	0	0
	NAVY		0	0	0	0	0	0	0	0
	USAF		0	0	0	0	0	0	0	0
	TOTAL		0	0	0	0	0	0	0	0
PATHOLOGY - RESIDENCY	ARMY		0	2	0	0	0	0	0	2
	NAVY	5	1	2	2	1	0	0	0	6
	USAF	5	1	2	6	5	5	0	0	19
	TOTAL		2	6	8	6	5	5	0	27

Prepared by: Washington Headquarters Services
Directorate for Information
Operations and Reports

**FORMAT 14: SERVICE DEFERRED (NOT SPONSORED) GRADUATE MEDICAL EDUCATION (GME)
IN CIVILIAN FACILITIES BY SPECIALTY - FISCAL YEAR 1988**

MEDICAL SPECIALTY	SERVICE	LENGTH OF TRAINING	NUMBER OF STUDENTS BY YEAR OF COMPLETION DATE					TOTAL	
			CURRENT FY + 1	CURRENT FY + 2	CURRENT FY + 3	CURRENT FY + 4	CURRENT FY + 5		OVER 5
PATHOLOGY - FELLOWSHIP	ARMY		0	0	0	0	0	0	0
	NAVY		0	0	0	0	0	0	0
	USAF		1	0	0	0	0	0	1
	TOTAL		1	0	0	0	0	0	1
PEDIATRICS - RESIDENCY	ARMY	4	8	4	3	0	0	0	15
	NAVY	3	2	1	0	0	0	0	3
	USAF	3	8	17	6	1	0	0	32
	TOTAL		18	22	9	1	0	0	50
PEDIATRICS - FELLOWSHIP	ARMY		0	0	0	0	0	0	0
	NAVY	2	0	4	0	0	0	0	4
	USAF	3	4	3	6	2	1	0	16
	TOTAL		4	7	6	2	1	0	20
PHYSICAL MEDICINE - RESIDENCY	ARMY	4	0	0	0	0	0	0	0
	NAVY		0	0	0	0	0	0	0
	USAF	4	1	1	1	1	0	0	4
	TOTAL		1	1	1	1	0	0	4

Prepared by: Washington Headquarters Services
Directorate for Information
Operations and Reports

**FORMAT 14: SERVICE DEFERRED (NOT SPONSORED) GRADUATE MEDICAL EDUCATION (GME)
IN CIVILIAN FACILITIES BY SPECIALTY - FISCAL YEAR 1988**

MEDICAL SPECIALTY	SERVICE	LENGTH OF TRAINING	NUMBER OF STUDENTS BY YEAR OF COMPLETION DATE					TOTAL	
			CURRENT FY + 1	CURRENT FY + 2	CURRENT FY + 3	CURRENT FY + 4	CURRENT FY + 5		OVER 5
PREVENTIVE MEDICINE - RESIDENCY	ARMY		0	0	0	0	0	0	0
	NAVY		0	0	0	0	0	0	0
	USAF		0	0	0	0	0	0	0
	TOTAL		0	0	0	0	0	0	0
PSYCHIATRY - RESIDENCY	ARMY	4	2	6	1	1	0	0	10
	NAVY	4	5	3	3	5	0	0	16
	USAF	4	9	7	12	14	2	0	44
	TOTAL		16	16	16	20	2	0	70
PSYCHIATRY - FELLOWSHIP	ARMY		0	0	0	0	0	0	0
	NAVY		0	0	0	0	0	0	0
	USAF	2	2	3	1	0	1	0	7
	TOTAL		2	3	1	0	1	0	7
RADIOLOGY - RESIDENCY	ARMY	4/5	8	2	2	4	3	0	19
	NAVY	5	5	5	7	3	0	0	31
	USAF	5	12	8	11	17	0	0	53
	TOTAL		25	15	18	22	23	0	103

Prepared by: Washington Headquarters Services
Directorate for Information
Operations and Reports

**FORMAT 14: SERVICE DEFERRED (NOT SPONSORED) GRADUATE MEDICAL EDUCATION (GME)
IN CIVILIAN FACILITIES BY SPECIALTY - FISCAL YEAR 1988**

MEDICAL SPECIALTY	SERVICE	LENGTH OF TRAINING	NUMBER OF STUDENTS BY YEAR OF COMPLETION DATE					TOTAL	
			CURRENT FY + 1	CURRENT FY + 2	CURRENT FY + 3	CURRENT FY + 4	CURRENT FY + 5		OVER 5
RADIOLOGY - FELLOWSHIP	ARMY		0	0	0	0	0	0	0
	NAVY	3	0	2	3	2	0	0	7
	USAF	2	1	1	0	1	0	0	3
	TOTAL		1	3	3	3	0	0	10
SURGERY - RESIDENCY	ARMY	5/7	6	15	11	12	14	5	63
	NAVY	5/6/7	13	31	18	29	31	8	130
	USAF	6	11	26	20	31	1	1	109
	TOTAL		30	72	49	61	76	14	302
SURGERY - FELLOWSHIP	ARMY		0	0	0	0	0	0	0
	NAVY	2/3	4	0	1	0	0	0	7
	USAF	3	7	7	4	5	2	2	31
	TOTAL		11	7	5	5	6	4	38
UROLOGY - RESIDENCY	ARMY	5/6	1	3	3	1	2	0	10
	NAVY	5	1	5	2	4	1	0	13
	USAF	5	4	3	3	6	1	1	22
	TOTAL		6	11	10	8	9	1	45

Prepared by: Washington Headquarters Services
Directorate for Information
Operations and Reports

**FORMAT 14: SERVICE DEFERRED (NOT SPONSORED) GRADUATE MEDICAL EDUCATION (GME)
IN CIVILIAN FACILITIES BY SPECIALTY - FISCAL YEAR 1988**

MEDICAL SPECIALTY	SERVICE	LENGTH OF TRAINING	NUMBER OF STUDENTS BY YEAR OF COMPLETION DATE					TOTAL	
			CURRENT FY + 1	CURRENT FY + 2	CURRENT FY + 3	CURRENT FY + 4	CURRENT FY + 5		OVER 5
UROLOGY - FELLOWSHIP	ARMY		0	0	0	0	0	0	0
	NAVY		0	0	0	0	0	0	0
	USAF		0	0	0	0	0	0	0
	TOTAL		0	0	0	0	0	0	0
GME-1 (INTERNS) TO NOT-IN-TRAINING	ARMY	1	44	XXX	XXX	XXX	XXX	XXX	44
	NAVY	1	44	XXX	XXX	XXX	XXX	XXX	44
	USAF		24	XXX	XXX	XXX	XXX	XXX	24
	TOTAL		112	XXX	XXX	XXX	XXX	XXX	112
TOTAL - ALL GME	ARMY		111	80	44	30	29	6	300
	NAVY		134	129	93	80	64	12	512
	USAF		250	230	191	157	99	4	931
	TOTAL		495	439	328	267	192	22	1743

Prepared by: Washington Headquarters Services
Directorate for Information
Operations and Reports

**FORMAT 15A: ACTIVE DUTY GRADUATE MEDICAL EDUCATION (GME) PROGRAM TOTAL
FISCAL YEAR 1988**

MEDICAL SPECIALTY	SERVICE	FISCAL YEAR 1988		FY + 1 PROGRAM SIZE	
		MINIMUM ACCEPTABLE	MAXIMUM AUTHORIZED	MINIMUM ACCEPTABLE	MAXIMUM AUTHORIZED
GME-1 (INTERNSHIP)	ARMY	340	467	340	467
	NAVY	269	269	269	269
	USAF	173	195	173	195
	TOTAL	782	931	782	931
RESIDENTS	ARMY	1018	1244	1018	1244
	NAVY	647	666	647	666
	USAF	482	518	484	520
	TOTAL	2147	2428	2149	2430
FELLOWS	ARMY	282	324	282	324
	NAVY	64	65	64	65
	USAF	7	8	7	8
	TOTAL	353	397	353	397
TOTAL - ALL GME	ARMY	1640	2035	1640	2035
	NAVY	980	1000	980	1000
	USAF	662	721	664	723
	TOTAL	3282	3756	3284	3758

Prepared by: Washington Headquarters Services
Directorate for Information Operations and Reports

**FORMAT 15B: ACTIVE DUTY GRADUATE MEDICAL EDUCATION (GME) PROGRAM BY SPECIALTY
FISCAL YEAR 1988**

MEDICAL SPECIALTY	SERVICE	CURRENT FY PROGRAM SIZE		FY + 1 PROGRAM SIZE	
		MINIMUM ACCEPTABLE	MAXIMUM AUTHORIZED	MINIMUM ACCEPTABLE	MAXIMUM AUTHORIZED
ANESTHESIOLOGY	ARMY	57	66	57	66
	NAVY	66	66	66	66
	USAF	25	28	25	28
	TOTAL	148	160	148	160
AVIATION MEDICINE/AEROSPACE	ARMY	8	10	8	10
	NAVY	10	10	10	10
	USAF	1	2	1	2
	TOTAL	19	22	19	22
DERMATOLOGY	ARMY	24	36	24	36
	NAVY	18	18	18	18
	USAF	9	9	9	9
	TOTAL	51	63	51	63
EMERGENCY MEDICINE	ARMY	39	60	39	60
	NAVY	18	18	18	18
	USAF	10	10	10	10
	TOTAL	67	88	67	88

Prepared by: Washington Headquarters Services
Directorate for Information
Operations and Reports

**FORMAT 15B: ACTIVE DUTY GRADUATE MEDICAL EDUCATION (GME) PROGRAM BY SPECIALTY
FISCAL YEAR 1988**

MEDICAL SPECIALTY	SERVICE	CURRENT FY PROGRAM SIZE		FY + 1 PROGRAM SIZE	
		MINIMUM ACCEPTABLE	MAXIMUM AUTHORIZED	MINIMUM ACCEPTABLE	MAXIMUM AUTHORIZED
EXECUTIVE MEDICINE	ARMY	0	0	0	0
	NAVY	0	0	0	0
	USAF	0	0	0	0
	TOTAL	0	0	0	0
FAMILY PRACTICE	ARMY	96	120	96	120
	NAVY	80	80	80	80
	USAF	84	84	84	84
	TOTAL	260	284	260	284
INTERNAL MEDICINE	ARMY	284	351	284	351
	NAVY	110	110	110	110
	USAF	68	88	68	88
	TOTAL	462	549	462	549
MEDICAL RESEARCH	ARMY	4	9	4	9
	NAVY	0	0	0	0
	USAF	0	0	0	0
	TOTAL	4	9	4	9

Prepared by: Washington Headquarters Services
Directorate for Information
Operations and Reports

**FORMAT 15B: ACTIVE DUTY GRADUATE MEDICAL EDUCATION (GME) PROGRAM BY SPECIALTY
FISCAL YEAR 1988**

MEDICAL SPECIALTY	SERVICE	CURRENT FY PROGRAM SIZE		FY + 1 PROGRAM SIZE	
		MINIMUM ACCEPTABLE	MAXIMUM AUTHORIZED	MINIMUM ACCEPTABLE	MAXIMUM AUTHORIZED
NEUROLOGY	ARMY	23	31	23	31
	NAVY	6	6	6	6
	USAF	4	4	4	4
	TOTAL	33	41	33	41
NUCLEAR MEDICINE	ARMY	7	16	7	16
	NAVY	4	4	4	4
	USAF	1	1	1	1
	TOTAL	12	21	12	21
OBSTETRICS/GYNECOLOGY	ARMY	97	97	97	97
	NAVY	58	58	58	58
	USAF	42	42	42	42
	TOTAL	197	197	197	197
OPHTHALMOLOGY	ARMY	36	36	36	36
	NAVY	24	24	24	24
	USAF	9	9	9	9
	TOTAL	69	69	69	69

Prepared by: Washington Headquarters Services
Directorate for Information Operations and Reports

**FORMAT 15B: ACTIVE DUTY GRADUATE MEDICAL EDUCATION (GME) PROGRAM BY SPECIALTY
FISCAL YEAR 1988**

MEDICAL SPECIALTY	SERVICE	CURRENT FY PROGRAM SIZE		FY + 1 PROGRAM SIZE	
		MINIMUM ACCEPTABLE	MAXIMUM AUTHORIZED	MINIMUM ACCEPTABLE	MAXIMUM AUTHORIZED
ORTHOPEDIC SURGERY	ARMY	100	100	100	100
	NAVY	56	56	56	56
	USAF	20	20	20	20
	TOTAL	176	176	176	176
OTORHINOLARYNGOLOGY	ARMY	39	39	39	39
	NAVY	32	36	32	36
	USAF	8	8	8	8
	TOTAL	79	83	79	83
PATHOLOGY	ARMY	60	78	60	78
	NAVY	32	33	32	33
	USAF	12	12	12	12
	TOTAL	104	123	104	123
PEDIATRICS	ARMY	104	128	104	128
	NAVY	34	34	34	34
	USAF	42	50	42	50
	TOTAL	180	212	180	212

Prepared by: Washington Headquarters Services
Directorate for Information
Operations and Reports

**FORMAT 15B: ACTIVE DUTY GRADUATE MEDICAL EDUCATION (GME) PROGRAM BY SPECIALTY
FISCAL YEAR 1988**

MEDICAL SPECIALTY	SERVICE	CURRENT FY PROGRAM SIZE		FY + 1 PROGRAM SIZE	
		MINIMUM ACCEPTABLE	MAXIMUM AUTHORIZED	MINIMUM ACCEPTABLE	MAXIMUM AUTHORIZED
PHYSICAL MEDICINE	ARMY	8	12	8	12
	NAVY	0	0	0	0
	USAF	0	0	0	0
	TOTAL	8	12	8	12
PREVENTIVE MEDICINE	ARMY	15	20	15	20
	NAVY	0	0	0	0
	USAF	14	14	16	16
	TOTAL	29	34	31	36
PSYCHIATRY	ARMY	65	90	65	90
	NAVY	36	36	36	36
	USAF	39	39	39	39
	TOTAL	140	165	140	165
RADIOLOGY	ARMY	81	116	81	116
	NAVY	43	58	43	58
	USAF	39	39	39	39
	TOTAL	163	213	163	213

Prepared by Washington Headquarters Services
Directorate for Information
Operations and Reports

**FORMAT 15B: ACTIVE DUTY GRADUATE MEDICAL EDUCATION (GME) PROGRAM BY SPECIALTY
FISCAL YEAR 1988**

MEDICAL SPECIALTY	SERVICE	CURRENT FY PROGRAM SIZE		FY + 1 PROGRAM SIZE	
		MINIMUM ACCEPTABLE	MAXIMUM AUTHORIZED	MINIMUM ACCEPTABLE	MAXIMUM AUTHORIZED
SURGERY	ARMY	125	125	125	125
	NAVY	60	60	60	60
	USAF	54	59	54	59
	TOTAL	239	244	239	244
UNDERSEA MEDICINE	ARMY	0	0	0	0
	NAVY	0	0	0	0
	USAF	0	0	0	0
	TOTAL	0	0	0	0
UROLOGY	ARMY	28	28	28	28
	NAVY	24	24	24	24
	USAF	8	8	8	8
	TOTAL	60	60	60	60
GME-1 (INTERNSHIP)	ARMY	340	467	340	467
	NAVY	269	269	269	269
	USAF	173	195	173	195
	TOTAL	782	931	782	931

Prepared by: Washington Headquarters Services
Directorate for Information
Operations and Reports

**FORMAT 15B: ACTIVE DUTY GRADUATE MEDICAL EDUCATION (GME) PROGRAM BY SPECIALTY
FISCAL YEAR 1988**

MEDICAL SPECIALTY	SERVICE	CURRENT FY PROGRAM SIZE		FY + 1 PROGRAM SIZE	
		MINIMUM ACCEPTABLE	MAXIMUM AUTHORIZED	MINIMUM ACCEPTABLE	MAXIMUM AUTHORIZED
TOTAL - ALL GME	ARMY	1640	2035	1640	2035
	NAVY	980	1000	980	1000
	USAF	662	721	664	723
	TOTAL	3282	3756	3284	3758

Prepared by: Washington Headquarters Services
Directorate for Information Operations and Reports

**FORMAT 16: SERVICE SPONSORED GRADUATE DENTAL EDUCATION
FISCAL YEAR 1988**

SPECIALTY	SERVICE	LENGTH OF TRAINING	NUMBER OF STUDENTS BY YEAR OF COMPLETION DATE AND SOURCE OF TRAINING															GRAND TOTAL					
			CURRENT FY + 1		CURRENT FY + 2		CURRENT FY + 3		CURRENT FY + 4		CURRENT FY + 5		OVER 5										
			MIL	CIV	MIL	CIV	MIL	CIV	MIL	CIV	MIL	CIV	MIL	CIV	MIL	CIV							
EXECUTIVE DENTISTRY	ARMY		0	0	0	0	0	0	0	0	0	0	0	0	0	0	0	0	0	0	0		
	NAVY		0	0	0	0	0	0	0	0	0	0	0	0	0	0	0	0	0	0	0	0	
	USAF		0	0	0	0	0	0	0	0	0	0	0	0	0	0	0	0	0	0	0	0	0
	TOTAL		0	0	0	0	0	0	0	0	0	0	0	0	0	0	0	0	0	0	0	0	0
ENDODONTICS	ARMY	2	3	0	3	0	0	0	0	0	0	0	0	0	0	0	0	0	0	0	0	0	6
	NAVY	2	4	1	5	1	0	0	0	0	0	0	0	0	0	0	0	0	0	0	0	0	11
	USAF	2	2	0	2	0	0	0	0	0	0	0	0	0	0	0	0	0	0	0	0	0	4
	TOTAL		9	1	10	1	0	0	0	0	0	0	0	0	0	0	0	0	0	0	0	0	12
ORAL PATHOLOGY/DIAGNOSIS	ARMY	3	1	2	0	0	0	0	0	0	0	0	0	0	0	0	0	0	0	0	0	0	3
	NAVY	3/2	1	0	0	0	1	0	0	0	0	0	0	0	0	0	0	0	0	0	0	0	2
	USAF	3	0	0	0	1	0	0	0	0	0	0	0	0	0	0	0	0	0	0	0	0	1
	TOTAL		2	2	0	1	1	0	0	0	0	0	0	0	0	0	0	0	0	0	0	0	4
ORAL MAXILLOFACIAL SURGERY	ARMY	3/4	6	0	5	0	6	0	0	0	0	0	0	0	0	0	0	0	0	0	0	0	17
	NAVY	3/4	6	2	7	2	0	0	6	4	0	0	0	0	0	0	0	0	0	0	0	0	27
	USAF	4	6	0	6	2	6	2	0	1	0	0	0	0	0	0	0	0	0	0	0	0	23
	TOTAL		18	2	18	4	12	2	6	5	0	0	0	0	0	0	0	0	0	0	0	0	49

Prepared by: Washington Headquarters Services
Directorate for Information Operations and Reports

**FORMAT 16: SERVICE SPONSORED GRADUATE DENTAL EDUCATION
FISCAL YEAR 1988**

SPECIALTY	SERVICE TRAINING	LENGTH OF TRAINING	NUMBER OF STUDENTS BY YEAR OF COMPLETION DATE AND SOURCE OF TRAINING															GRAND TOTAL
			CURRENT FY + 1		CURRENT FY + 2		CURRENT FY + 3		CURRENT FY + 4		CURRENT FY + 5		OVER 5					
			MIL	CIV	MIL	CIV	MIL	CIV	MIL	CIV	MIL	CIV	MIL	CIV	MIL	CIV		
ORTHODONTICS	ARMY	2	8	0	6	0	0	0	0	0	0	0	0	0	0	0	0	14
	NAVY	2	0	0	0	0	0	0	0	0	0	0	0	0	0	0	0	2
	USAF	2	0	3	0	0	0	0	0	0	0	0	0	0	0	0	0	6
	TOTAL		8	3	6	0	0	0	0	0	0	0	0	0	0	0	0	14
PEDODONTICS	ARMY	2	6	0	6	0	0	0	0	0	0	0	0	0	0	0	0	12
	NAVY	2	0	0	0	0	0	0	0	0	0	0	0	0	0	0	0	0
	USAF		0	0	0	0	0	0	0	0	0	0	0	0	0	0	0	0
	TOTAL		6	0	6	0	0	0	0	0	0	0	0	0	0	0	0	6
PERIODONTICS	ARMY	2	5	0	5	0	0	0	0	0	0	0	0	0	0	0	0	10
	NAVY	2	4	2	5	2	0	0	0	0	0	0	0	0	0	0	0	13
	USAF	3	0	8	0	5	0	4	0	0	0	0	0	0	0	0	0	17
	TOTAL		9	10	10	7	4	4	0	0	0	0	0	0	0	0	0	31
PUBLIC HEALTH DENTISTRY	ARMY	2	0	1	0	0	0	0	0	0	0	0	0	0	0	0	0	2
	NAVY	2	0	0	0	0	0	0	0	0	0	0	0	0	0	0	0	0
	USAF		0	0	0	0	0	0	0	0	0	0	0	0	0	0	0	0
	TOTAL		0	1	0	0	0	0	0	0	0	0	0	0	0	0	0	2

Prepared by: Washington Headquarters Services
Directorate for Information
Operations and Reports

**FORMAT 16: SERVICE SPONSORED GRADUATE DENTAL EDUCATION
FISCAL YEAR 1988**

SPECIALTY	SERVICE TRAINING	LENGTH OF	NUMBER OF STUDENTS BY YEAR OF COMPLETION DATE AND SOURCE OF TRAINING															GRAND TOTAL
			CURRENT FY + 1		CURRENT FY + 2		CURRENT FY + 3		CURRENT FY + 4		CURRENT FY + 5		OVER 5					
			MIL	CIV	MIL	CIV	MIL	CIV	MIL	CIV	MIL	CIV	MIL	CIV	MIL	CIV		
PROSTHODONTICS	ARMY	2	9	0	8	0	0	0	0	0	0	0	0	0	0	0	0	17
	NAVY	2	6	1	4	0	0	0	0	0	0	0	0	0	0	0	0	11
	USAF	3	0	7	0	6	0	4	0	0	0	0	0	0	0	0	0	17
	TOTAL		15	8	12	6	6	4	4	0	0	0	0	0	0	0	0	30
COMPREHENSIVE/OPERATIVE DENTISTRY	ARMY	2	22	0	22	0	0	0	0	0	0	0	0	0	0	0	0	44
	NAVY	2/2	7	1	8	0	0	0	0	0	0	0	0	0	0	0	0	16
	USAF	2	16	1	14	1	0	0	0	0	0	0	0	0	0	0	0	32
	TOTAL		45	2	44	1	0	0	0	0	0	0	0	0	0	0	0	47
GENERAL DENTISTRY	ARMY		0	0	XXX	XXX	XXX	XXX	XXX	XXX	XXX	XXX	XXX	XXX	XXX	XXX	XXX	0
	NAVY		0	0	XXX	XXX	XXX	XXX	XXX	XXX	XXX	XXX	XXX	XXX	XXX	XXX	XXX	0
	USAF	1	8	0	XXX	XXX	XXX	XXX	XXX	XXX	XXX	XXX	XXX	XXX	XXX	XXX	XXX	8
	TOTAL		8	0	XXX	XXX	XXX	XXX	XXX	XXX	XXX	XXX	XXX	XXX	XXX	XXX	XXX	0
GDE-1 TO NOT-IN-TRAINING	ARMY	1	32	0	XXX	XXX	XXX	XXX	XXX	XXX	XXX	XXX	XXX	XXX	XXX	XXX	XXX	32
	NAVY		22	0	XXX	XXX	XXX	XXX	XXX	XXX	XXX	XXX	XXX	XXX	XXX	XXX	XXX	22
	USAF	1	46	0	XXX	XXX	XXX	XXX	XXX	XXX	XXX	XXX	XXX	XXX	XXX	XXX	XXX	46
	TOTAL		100	0	XXX	XXX	XXX	XXX	XXX	XXX	XXX	XXX	XXX	XXX	XXX	XXX	XXX	0

Prepared by: Washington Headquarters Services
Directorate for Information Operations and Reports

**FORMAT 16: SERVICE SPONSORED GRADUATE DENTAL EDUCATION
FISCAL YEAR 1988**

SPECIALTY	LENGTH OF TRAINING	SERVICE	NUMBER OF STUDENTS BY YEAR OF COMPLETION DATE AND SOURCE OF TRAINING															GRAND TOTAL
			CURRENT FY + 1		CURRENT FY + 2		CURRENT FY + 3		CURRENT FY + 4		CURRENT FY + 5		OVER 5					
			MIL	CIV	MIL	CIV	MIL	CIV	MIL	CIV	MIL	CIV	MIL	CIV	MIL	CIV		
			92	3	55	1	6	0	0	0	0	0	0	0	0	0	0	157
		ARMY	50	9	29	5	1	0	6	4	0	0	0	0	0	0	0	104
		NAVY	78	19	22	18	6	10	0	1	0	0	0	0	0	0	0	154
		USAF	220	31	106	24	13	10	6	5	0	0	0	0	0	0	0	415
GRAND TOTALS		TOTAL																

Prepared by: Washington Headquarters Services
Directorate for Information Operations and Reports

**FORMAT 17: PHYSICIAN REQUIREMENTS, AUTHORIZATIONS, AND END STRENGTH
FISCAL YEAR 1988**

MEDICAL SPECIALTY	SERVICE	SERVICE REQUIREMENT	BUDGET AUTHORIZATION	END STRENGTH	
				DUTY	PRIMARY
GME-1 (INTERNSHIP)	ARMY		340	355	XXX
	NAVY		269	254	XXX
	USAF		200	217	XXX
	TOTAL		809	826	XXX
OTHER GME	ARMY		1200	1358	XXX
	NAVY		805	835	XXX
	USAF		690	712	XXX
	TOTAL		2695	2905	XXX
ANESTHESIOLOGY	ARMY		103	103	146
	NAVY		148	119	197
	USAF		95	88	99
	TOTAL		346	310	442
AVIATION MEDICINE/AEROSPACE	ARMY		126	126	100
	NAVY		378	362	390
	USAF		442	467	487
	TOTAL		946	955	977

SEE PAGE 2
FOR NOTE ON
SERVICE
REQUIREMENTS

Prepared by: Washington Headquarters Services
Directorate for Information
Operations and Reports

**FORMAT 17: PHYSICIAN REQUIREMENTS, AUTHORIZATIONS, AND END STRENGTH
FISCAL YEAR 1988**

MEDICAL SPECIALTY	SERVICE	SERVICE REQUIREMENT	BUDGET AUTHORIZATION	END STRENGTH	
				DUTY	PRIMARY
DERMATOLOGY	ARMY		72	64	84
	NAVY		41	38	59
	USAF		41	34	37
	TOTAL		154	136	180
EMERGENCY MEDICINE	ARMY		70	88	82
	NAVY		47	38	59
	USAF		65	108	105
	TOTAL		182	234	246
EXECUTIVE MEDICINE	ARMY		163	190	XXX
	NAVY		112	92	XXX
	USAF		43	44	XXX
	TOTAL		318	326	XXX
FAMILY PRACTICE	ARMY		456	312	466
	NAVY		246	192	296
	USAF		420	446	585
	TOTAL		1122	950	1347

SEE PAGE 2
FOR NOTE ON
SERVICE
REQUIREMENTS

Prepared by: Washington Headquarters Services
Directorate for Information
Operations and Reports

**FORMAT 17: PHYSICIAN REQUIREMENTS, AUTHORIZATIONS, AND END STRENGTH
FISCAL YEAR 1988**

MEDICAL SPECIALTY	SERVICE	SERVICE REQUIREMENT	BUDGET AUTHORIZATION	END STRENGTH	
				DUTY	PRIMARY
GENERAL MEDICINE	ARMY		401	463	862
	NAVY		697	616	878
	USAF		33	160	255
	TOTAL		1131	1239	1995
INTERNAL MEDICINE ALLERGY/IMMUNOLOGY	ARMY		30	36	39
	NAVY		5	1	1
	USAF		30	21	19
	TOTAL	SEE PAGE 2 FOR NOTE ON SERVICE REQUIREMENTS	65	58	59
CARDIOLOGY/CARDIOVASCULAR	ARMY		73	61	61
	NAVY		30	21	37
	USAF		50	35	33
	TOTAL		153	117	131
ENDOCRINOLOGY/METABOLISM	ARMY		28	28	36
	NAVY		8	11	14
	USAF		13	10	10
	TOTAL		49	49	60

Prepared by: Washington Headquarters Services
Directorate for Information
Operations and Reports

**FORMAT 17: PHYSICIAN REQUIREMENTS, AUTHORIZATIONS, AND END STRENGTH
FISCAL YEAR 1988**

MEDICAL SPECIALTY	SERVICE	SERVICE REQUIREMENT	BUDGET AUTHORIZATION	END STRENGTH	
				DUTY	PRIMARY
GASTROENTEROLOGY	ARMY		41	37	43
	NAVY		18	12	21
	USAF		30	18	17
	TOTAL		89	67	81
GENERAL INTERNIST	ARMY		292	265	675
	NAVY		113	153	223
	USAF		211	211	405
	TOTAL		616	629	1303
HEMATOLOGY/ONCOLOGY	ARMY		38	42	40
	NAVY		12	19	28
	USAF		26	19	20
	TOTAL		76	80	88
INFECTIOUS DISEASE	ARMY		31	41	39
	NAVY		9	14	22
	USAF		11	10	12
	TOTAL		51	65	73

SEE PAGE 2
FOR NOTE ON
SERVICE
REQUIREMENTS

Prepared by: Washington Headquarters Services
Directorate for Information
Operations and Reports

**FORMAT 17: PHYSICIAN REQUIREMENTS, AUTHORIZATIONS, AND END STRENGTH
FISCAL YEAR 1988**

MEDICAL SPECIALTY	SERVICE	SERVICE REQUIREMENT	BUDGET AUTHORIZATION	END STRENGTH	
				DUTY	PRIMARY
NEPHROLOGY	ARMY		18	25	28
	NAVY		6	9	12
	USAF		13	7	9
	TOTAL		37	41	49
PULMONARY	ARMY		32	32	32
	NAVY		15	16	25
	USAF		33	20	21
	TOTAL		80	68	78
RHEUMATOLOGY	ARMY		17	18	19
	NAVY		4	5	7
	USAF		14	8	7
	TOTAL		35	31	33
TROPICAL	ARMY		0	0	0
	NAVY		0	1	3
	USAF		0	0	0
	TOTAL		0	1	3

SEE PAGE 2
FOR NOTE ON
SERVICE
REQUIREMENTS

Prepared by: Washington Headquarters Services
Directorate for Information
Operations and Reports

**FORMAT 17: PHYSICIAN REQUIREMENTS, AUTHORIZATIONS, AND END STRENGTH
FISCAL YEAR 1988**

MEDICAL SPECIALTY	SERVICE	SERVICE REQUIREMENT	BUDGET AUTHORIZATION	END STRENGTH	
				DUTY	PRIMARY
NEUROLOGY	ARMY		60	52	78
	NAVY		29	30	38
	USAF		31	30	33
	TOTAL		120	112	149
NUCLEAR MEDICINE	ARMY		24	20	30
	NAVY		9	10	12
	USAF		7	7	11
	TOTAL		40	37	53
OBSTETRICS/GYNECOLOGY	ARMY		214	174	295
	NAVY		137	106	172
	USAF		207	170	262
	TOTAL		558	450	729
OPHTHALMOLOGY	ARMY		81	69	78
	NAVY		55	53	82
	USAF		59	42	45
	TOTAL		195	164	205

SEE PAGE 2
FOR NOTE ON
SERVICE
REQUIREMENTS

Prepared by: Washington Headquarters Services
Directorate for Information
Operations and Reports

**FORMAT 17: PHYSICIAN REQUIREMENTS, AUTHORIZATIONS, AND END STRENGTH
FISCAL YEAR 1988**

MEDICAL SPECIALTY	SERVICE	SERVICE REQUIREMENT	BUDGET AUTHORIZATION	END STRENGTH	
				DUTY	PRIMARY
ORTHOPEdic SURGERY	ARMY		156	146	180
	NAVY		118	95	156
	USAF		128	101	118
	TOTAL		402	342	454
OTORHINOLARYNGOLOGY	ARMY		60	56	84
	NAVY		56	45	86
	USAF		53	41	55
	TOTAL		169	142	225
PATHOLOGY	ARMY		167	166	219
	NAVY		83	81	110
	USAF		106	79	86
	TOTAL		356	326	415
PEDIATRICS	ARMY		274	261	421
	NAVY		177	194	255
	USAF		274	254	345
	TOTAL		725	709	1021

*SBB PAGE 2
FOR NOTE ON
SERVICE
REQUIREMENTS*

Prepared by: Washington Headquarters Services
Directorate for Information
Operations and Reports

**FORMAT 17: PHYSICIAN REQUIREMENTS, AUTHORIZATIONS, AND END STRENGTH
FISCAL YEAR 1988**

MEDICAL SPECIALTY	SERVICE	SERVICE REQUIREMENT	BUDGET AUTHORIZATION	END STRENGTH	
				DUTY	PRIMARY
PHYSICAL MEDICINE	ARMY		17	23	40
	NAVY		0	4	4
	USAF		3	1	1
	TOTAL		20	28	45
PREVENTIVE MEDICINE	ARMY		74	68	63
	NAVY		65	40	67
	USAF		128	129	165
	TOTAL		267	237	295
PSYCHIATRY	ARMY		218	175	268
	NAVY		111	86	132
	USAF		141	99	159
	TOTAL		470	360	559
RADIOLOGY	ARMY		174	145	187
	NAVY		105	87	153
	USAF		165	110	141
	TOTAL		444	342	481

SEE PAGE 2
FOR NOTE ON
SERVICE
REQUIREMENTS

Prepared by: Washington Headquarters Services
Directorate for Information
Operations and Reports

**FORMAT 17: PHYSICIAN REQUIREMENTS, AUTHORIZATIONS, AND END STRENGTH
FISCAL YEAR 1988**

MEDICAL SPECIALTY	SERVICE	SERVICE REQUIREMENT	BUDGET AUTHORIZATION	END STRENGTH	
				DUTY	PRIMARY
SURGERY	ARMY		27	22	26
	NAVY		18	8	8
	USAF		17	14	14
	TOTAL		62	44	48
COLON/RECTAL	ARMY		0	0	0
	NAVY		0	4	5
	USAF		8	4	4
	TOTAL		8	8	9
GENERAL	ARMY		190	184	459
	NAVY		149	116	174
	USAF		226	196	348
	TOTAL		565	496	981
NEUROLOGICAL	ARMY		23	27	32
	NAVY		16	14	23
	USAF		12	12	14
	TOTAL		51	53	69

SEE PAGE 2
FOR NOTE ON
SERVICE
REQUIREMENTS

Prepared by: Washington Headquarters Services
Directorate for Information
Operations and Reports

**FORMAT 17: PHYSICIAN REQUIREMENTS, AUTHORIZATIONS, AND END STRENGTH
FISCAL YEAR 1988**

MEDICAL SPECIALTY	SERVICE	SERVICE REQUIREMENT	BUDGET AUTHORIZATION	END STRENGTH	
				DUTY	PRIMARY
ONCOLOGY	ARMY		0	0	0
	NAVY		0	0	1
	USAF		0	0	0
	TOTAL		0	0	1
PEDIATRIC	ARMY		0	0	0
	NAVY		5	3	4
	USAF		5	2	2
	TOTAL		10	5	6
PERIPHERAL VASCULAR	ARMY				
	NAVY		12	7	6
	USAF		6	8	8
	TOTAL		25	23	21
PLASTIC	ARMY				
	NAVY		21	17	17
	USAF		8	10	12
	TOTAL		39	35	38

SEE PAGE 2
FOR NOTE ON
SERVICE
REQUIREMENTS

Prepared by: Washington Headquarters Services
Directorate for Information
Operations and Reports

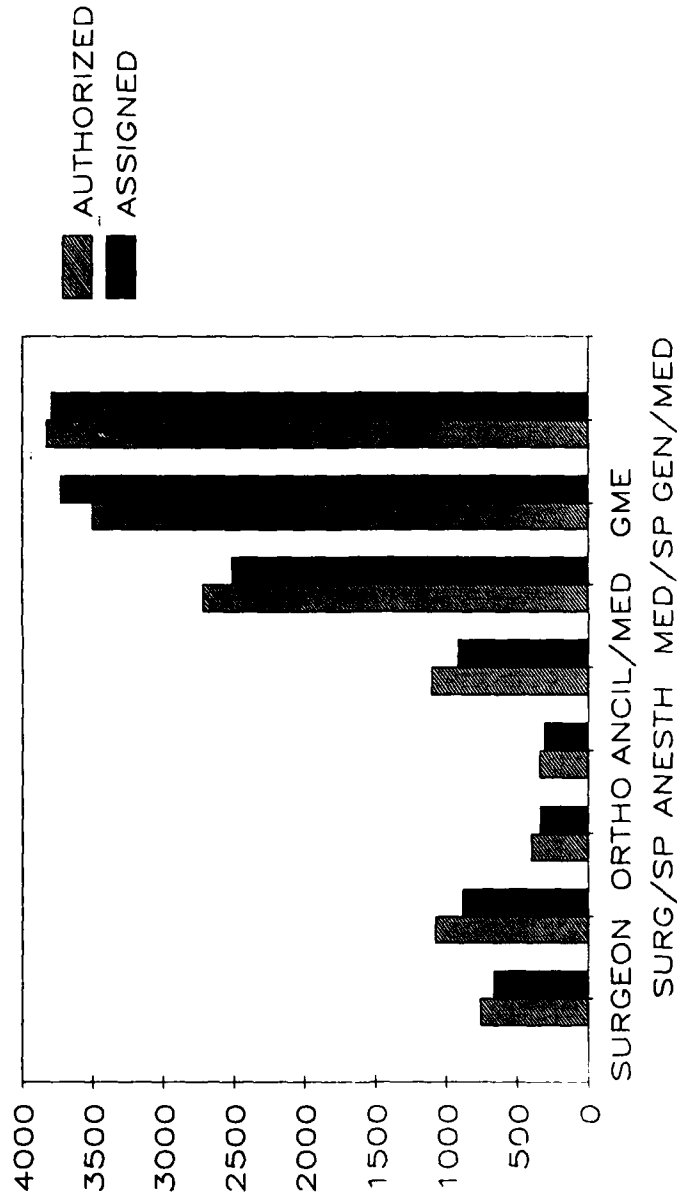
**FORMAT 17: PHYSICIAN REQUIREMENTS, AUTHORIZATIONS, AND END STRENGTH
FISCAL YEAR 1988**

MEDICAL SPECIALTY	SERVICE	SERVICE REQUIREMENT	BUDGET AUTHORIZATION	END STRENGTH	
				DUTY	PRIMARY
UNDERSEA MEDICINE	ARMY		0	0	0
	NAVY		130	94	97
	USAF		0	0	0
	TOTAL		130	94	97
UROLOGY	ARMY		64	58	79
	NAVY		41	33	58
	USAF		52	41	43
	TOTAL		157	132	180
GRAND TOTALS	ARMY		5387	5314	5314
	NAVY		4281	3929	3929
	USAF		4099	3983	3983
	TOTAL		13767	13226	13226

SEE PAGE 2
FOR NOTE ON
SERVICE
REQUIREMENTS

Prepared by: Washington Headquarters Services
Directorate for Information
Operations and Reports

FIGURE 7
 AUTHORIZED & ASSIGNED
 CONSOLIDATED PHYSICIAN SPECIALTIES
 Active Duty as of FY 1988



**FORMAT 18: PHYSICIAN GAINS, LOSSES, AND AUTHORIZATIONS, BY SPECIALTY
FISCAL YEAR 1988**

MEDICAL SPECIALTY	SERVICE	CURRENT FY				FY + 1				
		BEGIN STREN.	TOTAL GAIN	TOTAL LOSS	BUDGT. AUTH.	END STREN.	TOTAL GAIN	TOTAL LOSS	BUDGT. AUTH.	END STREN.
GME-1 (INTERNSHIP)	ARMY	333	355	333	340	355	355	340	355	355
	NAVY	258	250	254	269	254	250	269	258	258
	USAF	198	217	198	200	217	217	200	216	216
	TOTAL	789	822	785	809	826	822	809	829	829
OTHER GME	ARMY	1342	1342	1326	1200	1358	1342	1200	1400	1400
	NAVY	800	315	280	805	835	305	808	830	830
	USAF	690	286	264	690	712	287	690	713	713
	TOTAL	2832	1943	1870	2695	2905	1934	2698	2943	2943
ANESTHESIOLOGY	ARMY	91	29	17	103	103	30	15	118	118
	NAVY	113	34	28	148	119	51	37	152	133
	USAF	86	19	17	95	88	24	25	108	87
	TOTAL	290	82	62	346	310	105	77	378	338
AVIATION MEDICINE/AEROSPACE	ARMY	130	16	20	126	126	16	4	126	138
	NAVY	326	73	37	378	362	89	70	381	381
	USAF	473	126	132	442	467	117	119	442	465
	TOTAL	929	215	189	946	955	222	193	949	964

Prepared by Washington Headquarters Services
Directorate for Information
Operations and Reports

**FORMAT 18: PHYSICIAN GAINS, LOSSES, AND AUTHORIZATIONS BY SPECIALTY
FISCAL YEAR 1988**

MEDICAL SPECIALTY	SERVICE	FY + 2		FY + 3		FY + 4		FY + 5		FY + 6	
		BUDGT. AUTH.	END STREN.	BUDGT. AUTH.	END STREN.	BUDGT. AUTH.	END STREN.	BUDGT. AUTH.	END STREN.	BUDGT. AUTH.	END STREN.
GME-1 (INTERNSHIP)	ARMY	340	355	340	355	340	355	340	350	340	355
	NAVY	269	254	269	254	269	254	269	254	269	254
	USAF	200	211	200	215	200	212	200	214	200	213
	TOTAL	809	820	809	824	809	821	809	818	809	822
OTHER GME	ARMY	1200	1400	1200	1400	1200	1390	1200	1385	1200	1380
	NAVY	826	827	823	826	823	825	823	825	823	825
	USAF	690	714	690	712	690	714	690	711	690	716
	TOTAL	2716	2941	2713	2938	2713	2929	2713	2921	2713	2921
ANESTHESIOLOGY	ARMY	135	135	151	131	165	142	165	146	165	150
	NAVY	153	139	155	145	155	149	155	151	155	151
	USAF	114	96	126	114	126	126	126	126	126	126
	TOTAL	402	370	432	390	446	417	446	423	446	427
AVIATION MEDICINE/AEROSPACE	ARMY	126	138	126	138	126	138	126	138	126	138
	NAVY	381	391	381	408	380	416	380	422	380	423
	USAF	442	442	442	442	442	442	442	442	442	442
	TOTAL	949	971	949	988	948	996	948	1002	948	1003

Prepared by Washington Headquarters Services
Directorate for Information
Operations and Reports

**FORMAT 18: PHYSICIAN GAINS, LOSSES, AND AUTHORIZATIONS, BY SPECIALTY
FISCAL YEAR 1988**

MEDICAL SPECIALTY	SERVICE	CURRENT FY				FY + 1			
		BEGIN STREN.	TOTAL GAIN	TOTAL LOSS	END STREN.	TOTAL GAIN	TOTAL LOSS	BUDGT. AUTH.	END STREN.
DERMATOLOGY	ARMY	74	9	19	64	9	72	64	64
	NAVY	39	8	9	38	9	41	38	38
	USAF	38	11	15	34	7	41	34	40
	TOTAL	151	28	43	136	25	154	136	142
EMERGENCY MEDICINE	ARMY	71	26	9	88	27	70	88	68
	NAVY	28	15	5	38	12	47	38	43
	USAF	36	86	14	108	55	65	108	145
	TOTAL	135	127	28	234	94	182	234	256
EXECUTIVE MEDICINE	ARMY	185	30	25	190	15	163	190	175
	NAVY	80	15	3	92	2	112	92	88
	USAF	44	4	4	44	5	43	44	43
	TOTAL	309	49	32	326	22	318	326	306
FAMILY PRACTICE	ARMY	268	72	28	312	74	456	312	338
	NAVY	205	44	57	192	68	246	192	206
	USAF	445	46	45	446	83	420	446	420
	TOTAL	918	162	130	950	225	1122	950	964

Prepared by Washington Headquarters Services
Directorate for Information
Operations and Reports

**FORMAT 18: PHYSICIAN GAINS, LOSSES, AND AUTHORIZATIONS BY SPECIALTY
FISCAL YEAR 1988**

MEDICAL SPECIALTY	SERVICE	FY + 2		FY + 3		FY + 4		FY + 5		FY + 6	
		BUDGT. AUTH.	END. STRN.	BUDGT. AUTH.	END. STRN.	BUDGT. AUTH.	END. STRN.	BUDGT. AUTH.	END. STRN.	BUDGT. AUTH.	END. STRN.
DERMATOLOGY	ARMY	72	62	72	63	72	63	72	64	72	65
	NAVY	41	38	41	38	41	39	41	39	41	39
	USAF	40	40	40	40	40	40	40	40	40	40
	TOTAL	153	140	153	141	153	142	153	143	153	144
EMERGENCY MEDICINE	ARMY	70	85	70	89	70	88	70	90	70	93
	NAVY	59	50	61	54	67	65	67	65	67	65
	USAF	87	140	105	151	105	141	105	133	105	134
	TOTAL	216	275	236	294	242	294	242	288	242	292
EXECUTIVE MEDICINE	ARMY	163	175	163	175	163	175	163	175	163	175
	NAVY	112	80	112	75	112	70	112	70	112	70
	USAF	43	43	43	43	43	43	43	43	43	43
	TOTAL	318	298	318	293	318	288	318	288	318	288
FAMILY PRACTICE	ARMY	626	338	731	339	839	340	839	340	839	342
	NAVY	244	228	244	231	244	231	244	235	244	239
	USAF	420	420	420	420	420	420	420	420	420	420
	TOTAL	1290	986	1395	990	1503	991	1503	995	1503	1001

Prepared by: Washington Headquarters Services
Directorate for Information
Operations and Reports

**FORMAT 18: PHYSICIAN GAINS, LOSSES, AND AUTHORIZATIONS, BY SPECIALTY
FISCAL YEAR 1988**

MEDICAL SPECIALTY	SERVICE	CURRENT FY						FY + 1			
		BEGN. STREN.	TOTAL GAIN	TOTAL LOSS	BUDGT. AUTH.	END STREN.	TOTAL GAIN	TOTAL LOSS	BUDGT. AUTH.	END STREN.	
GENERAL MEDICINE	ARMY	600	200	337	401	463	206	239	302	430	
	NAVY	690	314	388	697	616	348	344	717	620	
	USAF	231	120	191	33	160	75	64	27	171	
	TOTAL	1521	634	916	1131	1239	629	647	1046	1221	
INTERNAL MEDICINE ALLERGY/IMMUNOLOGY	ARMY	31	7	2	30	36	7	7	30	36	
	NAVY	0	1	0	5	1	0	0	5	1	
	USAF	23	3	5	30	21	3	1	30	23	
	TOTAL	54	11	7	65	58	10	8	65	60	
CARDIOLOGY/CARDIOVASCULAR	ARMY	60	15	14	73	61	15	15	73	61	
	NAVY	28	3	10	30	21	5	5	30	21	
	USAF	32	14	11	50	35	10	4	50	41	
	TOTAL	120	32	35	153	117	30	24	153	123	
ENDOCRINOLOGY/METABOLISM	ARMY	27	3	2	28	28	3	2	28	29	
	NAVY	9	3	1	8	11	1	2	8	10	
	USAF	9	2	1	13	10	3	3	13	10	
	TOTAL	45	8	4	49	49	7	7	49	49	

Prepared by: Washington Headquarters Services
Directorate for Information
Operations and Reports

**FORMAT 18: PHYSICIAN GAINS, LOSSES, AND AUTHORIZATIONS BY SPECIALTY
FISCAL YEAR 1988**

MEDICAL SPECIALTY	SERVICE	FY + 2		FY + 3		FY + 4		FY + 5		FY + 6	
		BUDGT. AUTH.	END STREN.	BUDGT. AUTH.	END STREN.	BUDGT. AUTH.	END STREN.	BUDGT. AUTH.	END STREN.	BUDGT. AUTH.	END STREN.
GENERAL MEDICINE	ARMY	262	410	227	385	134	360	134	325	134	294
	NAVY	723	653	736	755	739	788	744	865	744	856
	USAF	20	165	0	145	0	103	0	71	0	70
	TOTAL	1005	1228	963	1285	873	1251	878	1261	878	1220
INTERNAL MEDICINE ALLERGY/IMMUNOLOGY	ARMY	30	36	30	35	30	36	30	35	30	34
	NAVY	5	1	5	2	5	3	5	5	5	6
	USAF	30	19	30	20	30	21	30	22	30	22
	TOTAL	65	56	65	57	65	60	65	62	65	62
CARDIOLOGY/CARDIOVASCULAR	ARMY	73	60	73	59	73	62	73	60	73	58
	NAVY	30	22	30	24	30	27	31	29	31	30
	USAF	50	40	50	39	50	45	50	47	50	49
	TOTAL	153	122	153	122	153	134	154	136	154	137
ENDOCRINOLOGY/METABOLISM	ARMY	28	28	28	27	28	29	28	28	28	27
	NAVY	7	10	7	9	7	8	7	7	7	6
	USAF	13	12	13	13	13	13	13	13	13	14
	TOTAL	48	50	48	49	48	50	48	48	48	47

Prepared by: Washington Headquarters Services
Directorate for Information
Operations and Reports

**FORMAT 18: PHYSICIAN GAINS, LOSSES, AND AUTHORIZATIONS, BY SPECIALTY
FISCAL YEAR 1988**

MEDICAL SPECIALTY	SERVICE	CURRENT FY						FY + 1			
		BEGIN STREN	TOTAL GAIN	TOTAL LOSS	BUDGT. AUTH.	END STREN	TOTAL GAIN	TOTAL LOSS	BUDGT. AUTH.	END STREN	
GASTROENTEROLOGY	ARMY	43	9	15	41	37	9	8	41	38	
	NAVY	15	2	5	18	12	5	1	18	16	
	USAF	22	5	9	30	18	6	5	30	19	
	TOTAL	80	16	29	89	67	20	14	89	73	
GENERAL INTERNIST	ARMY	243	106	84	292	265	109	112	292	262	
	NAVY	149	66	62	113	153	23	50	115	126	
	USAF	227	73	89	211	211	92	70	233	233	
	TOTAL	619	245	235	616	629	224	232	640	621	
HEMATOLOGY/ONCOLOGY	ARMY	39	8	5	38	42	8	8	38	42	
	NAVY	17	4	2	12	19	3	4	12	18	
	USAF	22	3	6	26	19	2	0	26	21	
	TOTAL	78	15	13	76	80	13	12	76	81	
INFECTIOUS DISEASE	ARMY	36	6	1	31	41	6	7	31	40	
	NAVY	13	8	7	9	14	4	4	9	14	
	USAF	9	3	2	11	10	3	3	11	10	
	TOTAL	58	17	10	51	65	13	14	51	64	

Prepared by Washington Headquarters Services
Directorate for Information
Operations and Reports

**FORMAT 18: PHYSICIAN GAINS, LOSSES, AND AUTHORIZATIONS BY SPECIALTY
FISCAL YEAR 1988**

MEDICAL SPECIALTY	SERVICE	FY + 2		FY + 3		FY + 4		FY + 5		FY + 6	
		BUDGT. AUTH.	END STREN.	BUDGT. AUTH.	END STREN.	BUDGT. AUTH.	END STREN.	BUDGT. AUTH.	END STREN.	BUDGT. AUTH.	END STREN.
GASTROENTEROLOGY	ARMY	41	37	41	39	41	36	41	37	41	38
	NAVY	18	19	18	19	18	19	18	19	18	19
	USAF	30	25	30	27	30	30	30	30	30	30
	TOTAL	89	81	89	85	89	85	89	86	89	87
GENERAL INTERNIST	ARMY	292	268	292	274	292	278	292	284	292	293
	NAVY	112	122	112	117	112	114	112	115	112	119
	USAF	233	233	233	233	233	233	233	233	233	233
	TOTAL	637	623	637	624	637	625	637	632	637	645
HEMATOLOGY/ONCOLOGY	ARMY	38	44	38	44	38	45	38	46	38	47
	NAVY	12	15	12	14	12	13	12	13	12	14
	USAF	26	19	26	21	26	24	26	25	26	26
	TOTAL	76	78	76	79	76	82	76	84	76	87
INFECTIOUS DISEASE	ARMY	31	41	31	39	31	38	31	39	31	40
	NAVY	9	16	9	15	9	13	9	10	9	8
	USAF	11	11	11	11	11	11	11	11	11	11
	TOTAL	51	68	51	65	51	62	51	60	51	59

Prepared by: Washington Headquarters Services
Directorate for Information
Operations and Reports

**FORMAT 18: PHYSICIAN GAINS, LOSSES, AND AUTHORIZATIONS, BY SPECIALTY
FISCAL YEAR 1988**

MEDICAL SPECIALTY	SERVICE	CURRENT FY						FY + 1			
		BEGIN STREN	TOTAL GAIN	TOTAL LOSS	BUDGT. AUTH.	END STREN	TOTAL GAIN	TOTAL LOSS	BUDGT. AUTH.	END STREN	
NEPHROLOGY	ARMY	25	6	6	18	25	6	4	18	27	
	NAVY	11	1	3	6	9	0	3	6	6	
	USAF	10	0	3	13	7	3	0	13	10	
	TOTAL	46	7	12	37	41	9	7	37	43	
PULMONARY	ARMY	37	7	12	32	32	7	9	32	30	
	NAVY	15	3	2	15	16	7	5	12	18	
	USAF	18	5	3	33	20	6	2	33	24	
	TOTAL	70	15	17	80	68	20	16	77	72	
RHEUMATOLOGY	ARMY	15	4	1	17	18	4	2	17	20	
	NAVY	5	1	1	4	5	1	2	4	4	
	USAF	13	1	6	14	8	4	2	14	10	
	TOTAL	33	6	8	35	31	9	6	35	34	
TROPICAL	ARMY	0	0	0	0	0	0	0	0	0	
	NAVY	1	3	3	0	1	0	0	0	1	
	USAF	0	0	0	0	0	0	0	0	0	
	TOTAL	1	3	3	0	1	0	0	0	1	

Prepared by Washington Headquarters Services
Directorate for Information
Operations and Reports

**FORMAT 18: PHYSICIAN GAINS, LOSSES, AND AUTHORIZATIONS BY SPECIALTY
FISCAL YEAR 1988**

MEDICAL SPECIALTY	SERVICE	FY + 2		FY + 3		FY + 4		FY + 5		FY + 6	
		BUDGT. AUTH.	END STREN.	BUDGT. AUTH.	END STREN.	BUDGT. AUTH.	END STREN.	BUDGT. AUTH.	END STREN.	BUDGT. AUTH.	END STREN.
NEPHROLOGY	ARMY	18	27	18	28	18	28	18	29	18	30
	NAVY	5	6	5	5	5	5	5	5	5	5
	USAF	13	12	13	13	13	13	13	13	13	13
	TOTAL	36	45	36	46	36	46	36	47	36	48
PULMONARY	ARMY	32	32	32	32	32	33	32	34	32	35
	NAVY	12	18	12	16	12	14	12	11	12	10
	USAF	33	27	33	30	33	33	33	33	33	33
	TOTAL	77	77	77	78	77	80	77	78	77	78
RHEUMATOLOGY	ARMY	17	22	17	24	17	26	17	27	17	29
	NAVY	4	4	4	4	4	4	4	4	4	4
	USAF	14	12	14	13	14	14	14	14	14	14
	TOTAL	35	38	35	41	35	44	35	45	35	47
TROPICAL	ARMY	0	0	0	0	0	0	0	0	0	0
	NAVY	0	0	0	0	0	0	0	0	0	1
	USAF	0	0	0	0	0	0	0	0	0	0
	TOTAL	0	0	0	0	0	0	0	0	0	1

Prepared by: Washington Headquarters Services
Directorate for Information Operations and Reports

**FORMAT 18: PHYSICIAN GAINS, LOSSES, AND AUTHORIZATIONS, BY SPECIALTY
FISCAL YEAR 1988**

MEDICAL SPECIALTY	SERVICE	CURRENT FY						FY + 1			
		BEGIN STRN	TOTAL GAIN	TOTAL LOSS	BUDGET AUTH	END STRN	TOTAL GAIN	TOTAL LOSS	BUDGET AUTH	END STRN	
NEUROLOGY	ARMY	52	14	14	60	52	14	11	60	55	
	NAVY	24	12	6	29	30	6	8	27	28	
	USAF	29	4	3	31	30	8	7	31	31	
	TOTAL	105	30	23	120	112	28	26	118	114	
NUCLEAR MEDICINE	ARMY	36	7	23	24	20	7	2	24	25	
	NAVY	11	2	3	9	10	1	2	9	9	
	USAF	5	2	0	7	7	2	2	7	7	
	TOTAL	52	11	26	40	37	10	6	40	41	
OBSTETRICS/GYNECOLOGY	ARMY	186	42	54	214	174	43	49	214	168	
	NAVY	107	35	36	137	106	46	38	145	114	
	USAF	181	45	56	207	170	62	33	207	199	
	TOTAL	474	122	146	558	450	151	120	566	481	
OPHTHALMOLOGY	ARMY	71	15	17	81	69	15	14	81	70	
	NAVY	52	23	22	55	53	16	15	55	54	
	USAF	40	15	13	59	42	12	4	60	50	
	TOTAL	163	53	52	195	164	43	33	196	174	

Prepared by: Washington Headquarters Services
Directorate for Information
Operations and Reports

**FORMAT 18: PHYSICIAN GAINS, LOSSES, AND AUTHORIZATIONS BY SPECIALTY
FISCAL YEAR 1988**

MEDICAL SPECIALTY	SERVICE	FY + 2		FY + 3		FY + 4		FY + 5		FY + 6	
		BUDGET AUTH.	END STRN.	BUDGET AUTH.	END STRN.	BUDGET AUTH.	END STRN.	BUDGET AUTH.	END STRN.	BUDGET AUTH.	END STRN.
NEUROLOGY	ARMY	60	56	60	55	60	56	60	57	60	58
	NAVY	27	26	27	26	27	26	27	26	27	26
	USAF	31	31	31	31	31	31	31	31	31	31
	TOTAL	118	113	118	112	118	113	118	114	118	115
NUCLEAR MEDICINE	ARMY	24	26	24	27	24	28	24	30	24	32
	NAVY	9	8	9	8	9	8	9	8	9	9
	USAF	7	7	7	7	7	7	7	7	7	7
	TOTAL	40	41	40	42	40	43	40	45	40	48
OBSTETRICS/GYNECOLOGY	ARMY	214	170	214	172	214	174	214	175	214	177
	NAVY	146	122	146	132	146	139	146	141	146	142
	USAF	207	203	207	190	207	187	207	177	207	176
	TOTAL	567	495	567	494	567	500	567	493	567	495
OPHTHALMOLOGY	ARMY	81	69	81	69	85	70	85	72	85	74
	NAVY	52	59	52	57	52	53	52	50	52	48
	USAF	62	58	69	63	69	69	69	69	69	69
	TOTAL	195	186	202	189	206	192	206	191	206	191

Prepared by: Washington Headquarters Services
Directorate for Information Operations and Reports

**FORMAT 18: PHYSICIAN GAINS, LOSSES, AND AUTHORIZATIONS, BY SPECIALTY
FISCAL YEAR 1988**

MEDICAL SPECIALTY	SERVICE	CURRENT FY						FY + 1			
		MEMO STREN	TOTAL GAIN	TOTAL LOSS	BUDGET AUTH.	END STREN	TOTAL GAIN	TOTAL LOSS	MEMO AUTH.	END STREN	
ORTHOPEDIC SURGERY	ARMY	126	39	19	156	146	40	42	170	144	
	NAVY	97	26	28	118	95	46	28	127	113	
	USAF	104	31	34	128	101	37	34	138	104	
	TOTAL	327	96	81	402	342	123	104	435	361	
OTORHINOLARYNGOLOGY	ARMY	55	13	12	60	56	13	14	60	55	
	NAVY	46	14	15	56	45	20	13	56	52	
	USAF	42	11	12	53	41	8	5	45	44	
	TOTAL	143	38	39	169	142	41	32	161	151	
PATHOLOGY	ARMY	162	27	23	167	166	28	24	167	170	
	NAVY	77	24	20	83	81	30	17	85	94	
	USAF	77	16	14	106	79	4	5	95	78	
	TOTAL	316	67	57	356	326	62	46	347	342	
PEDIATRICS	ARMY	246	63	48	274	261	65	66	274	260	
	NAVY	187	40	33	177	194	25	29	178	190	
	USAF	258	51	55	274	254	60	40	274	274	
	TOTAL	691	154	136	725	709	150	135	726	724	

Prepared by: Washington Headquarters Services
Directorate for Information
Operations and Reports

**FORMAT 18: PHYSICIAN GAINS, LOSSES, AND AUTHORIZATIONS BY SPECIALTY
FISCAL YEAR 1988**

SPECIALTY	SERVICE	FY + 2		FY + 3		FY + 4		FY + 5		FY + 6	
		BUDGET AUTH.	END STRES.	BUDGET AUTH.	END STRES.	BUDGET AUTH.	END STRES.	BUDGET AUTH.	END STRES.	BUDGET AUTH.	END STRES.
ORTHOPEDIC SURGERY	ARMY	176	148	196	155	217	162	217	167	217	173
	NAVY	142	128	145	140	145	142	145	142	145	143
	USAF	148	108	169	119	170	130	174	154	174	168
	TOTAL	466	384	510	414	532	434	536	463	536	484
OTORRHINOLARYNGOLOGY	ARMY	60	56	60	59	82	60	82	64	82	68
	NAVY	56	55	56	54	56	53	56	53	56	55
	USAF	49	47	51	51	51	51	51	51	51	51
	TOTAL	165	158	167	164	189	164	189	168	189	174
PATHOLOGY	ARMY	167	169	167	172	167	175	167	177	167	180
	NAVY	84	97	84	95	84	92	84	90	84	90
	USAF	95	78	95	76	95	73	95	74	95	68
	TOTAL	346	344	346	343	346	340	346	341	346	338
PEDIATRICS	ARMY	274	258	204	264	195	266	195	259	195	253
	NAVY	169	192	169	187	169	181	169	166	169	151
	USAF	274	274	274	274	274	274	274	269	274	269
	TOTAL	717	724	647	725	638	721	638	694	638	673

Prepared by: Washington Headquarters Services
Directorate for Information
Operations and Reports

**FORMAT 18: PHYSICIAN GAINS, LOSSES, AND AUTHORIZATIONS, BY SPECIALTY
FISCAL YEAR 1988**

MEDICAL SPECIALTY	SERVICE	CURRENT FY				FY + 1				
		BEGR. STREN.	TOTAL GAIN	TOTAL LOSS	BUDGET AUTHL.	END STREN.	TOTAL GAIN	TOTAL LOSS	BUDGET AUTHL.	
PHYSICAL MEDICINE	ARMY	18	8	3	17	23	3	4	17	22
	NAVY	3	1	0	0	4	0	1	0	3
	USAF	1	0	0	3	1	1	1	3	1
	TOTAL	22	9	3	20	28	4	6	20	26
PREVENTIVE MEDICINE	ARMY	62	12	6	74	68	12	15	74	65
	NAVY	32	21	13	65	40	14	12	66	42
	USAF	128	16	15	128	129	12	13	128	128
	TOTAL	222	49	34	267	237	38	40	268	235
PSYCHIATRY	ARMY	174	44	43	218	175	45	50	218	170
	NAVY	90	18	22	111	86	40	19	114	107
	USAF	102	18	21	141	99	37	20	141	116
	TOTAL	366	80	86	470	360	122	89	473	393
RADIOLOGY	ARMY	153	32	40	174	145	33	38	174	140
	NAVY	90	26	29	105	87	40	32	118	95
	USAF	116	32	38	165	110	42	30	165	122
	TOTAL	359	90	107	444	342	115	100	457	357

Prepared by: Washington Headquarters Services
Directorate for Information Operations and Reports

**FORMAT 18: PHYSICIAN GAINS, LOSSES, AND AUTHORIZATIONS BY SPECIALTY
FISCAL YEAR 1988**

MEDICAL SPECIALTY	FY + 2		FY + 3		FY + 4		FY + 5		FY + 6		
	BUDGET AUTH.	END STREN.	BUDGET AUTH.	END STREN.	BUDGET AUTH.	END STREN.	BUDGET AUTH.	END STREN.	BUDGET AUTH.	END STREN.	
PHYSICAL MEDICINE	ARMY	17	24	17	25	17	26	17	28	17	30
	NAVY	0	2	0	1	0	1	0	0	0	0
	USAF	3	2	3	3	3	4	3	3	3	3
	TOTAL	20	28	20	29	20	31	20	31	20	33
PREVENTIVE MEDICINE	ARMY	74	66	74	69	74	74	74	77	74	81
	NAVY	66	41	70	37	70	32	70	32	70	35
	USAF	128	128	128	128	128	128	128	128	128	128
	TOTAL	268	235	272	234	272	234	272	237	272	244
PSYCHIATRY	ARMY	218	168	218	169	218	165	218	170	218	177
	NAVY	115	119	115	118	114	113	114	111	114	115
	USAF	144	130	147	147	147	147	147	151	147	152
	TOTAL	477	417	480	434	479	425	479	432	479	444
RADIOLOGY	ARMY	174	138	174	142	174	147	174	152	174	158
	NAVY	117	112	117	114	117	114	117	114	117	114
	USAF	165	133	165	137	165	145	165	164	165	165
	TOTAL	456	383	456	393	456	406	456	430	456	437

Prepared by: Washington Headquarters Services
Directorate for Information
Operations and Reports

**FORMAT 18: PHYSICIAN GAINS, LOSSES, AND AUTHORIZATIONS, BY SPECIALTY
FISCAL YEAR 1988**

MEDICAL SPECIALTY	SERVICE	CURRENT FY				FY + 1				
		BEGON STREN	TOTAL GAIN	TOTAL LOSS	BUDGT. AUTH.	END STREN	TOTAL GAIN	TOTAL LOSS	BUDGT. AUTH.	END STREN
SURGERY	ARMY	25	6	9	27	22	6	2	37	26
	NAVY	10	3	5	18	8	11	4	18	15
	USAF	11	3	0	17	14	3	1	18	16
	TOTAL	46	12	14	62	44	20	7	73	57
CARDIAC/THORACIC	ARMY	0	0	0	0	0	0	0	0	0
	NAVY	2	2	0	0	4	2	1	0	5
	USAF	5	1	2	8	4	3	0	9	7
	TOTAL	7	3	2	8	8	5	1	9	12
COLON/RECTAL	ARMY	157	39	12	190	184	40	38	208	186
	NAVY	99	39	22	149	116	81	48	159	149
	USAF	197	47	48	226	196	54	47	233	203
	TOTAL	453	125	82	565	496	175	133	600	538
GENERAL	ARMY	23	6	2	23	27	2	5	35	24
	NAVY	11	4	1	16	14	4	0	18	18
	USAF	15	4	7	12	12	4	6	13	10
	TOTAL	49	14	10	51	53	10	11	66	52
NEUROLOGICAL	ARMY	0	0	0	0	0	0	0	0	0
	NAVY	0	0	0	0	0	0	0	0	0
	USAF	0	0	0	0	0	0	0	0	0
	TOTAL	0	0	0	0	0	0	0	0	0

Prepared by: Washington Headquarters Services
Directorate for Information
Operations and Reports

**FORMAT 18: PHYSICIAN GAINS, LOSSES, AND AUTHORIZATIONS BY SPECIALTY
FISCAL YEAR 1988**

MEDICAL SPECIALTY	SERVICE	FY + 2		FY + 3		FY + 4		FY + 5		FY + 6	
		BUDGT. AUTH.	END STREN.	BUDGT. AUTH.	END STREN.	BUDGT. AUTH.	END STREN.	BUDGT. AUTH.	END STREN.	BUDGT. AUTH.	END STREN.
SURGERY	CARDIAC/THORACIC										
	ARMY	38	25	38	24	38	26	38	28	38	30
	NAVY	19	19	19	20	19	20	19	20	19	20
	USAF	19	16	21	17	21	17	21	18	21	19
TOTAL	76	60	78	61	78	63	78	66	78	69	
COLON/RECTAL	ARMY	0	0	0	0	0	0	0	0	0	0
	NAVY	0	4	0	6	0	7	0	8	0	10
	USAF	9	7	11	8	11	9	11	10	11	10
	TOTAL	9	11	11	14	11	16	11	18	11	20
GENERAL	ARMY	229	190	240	194	252	200	254	207	254	215
	NAVY	178	169	185	173	185	177	185	177	185	178
	USAF	241	214	247	216	247	220	247	221	247	218
	TOTAL	648	573	672	583	684	597	686	605	686	611
NEUROLOGICAL	ARMY	35	26	35	25	35	24	35	23	35	22
	NAVY	22	23	23	23	23	23	23	23	23	23
	USAF	13	9	13	8	13	7	13	11	13	11
	TOTAL	70	58	71	56	71	54	71	57	71	56

Prepared by: Washington Headquarters Services
Directorate for Information
Operations and Reports

**FORMAT 18: PHYSICIAN GAINS, LOSSES, AND AUTHORIZATIONS, BY SPECIALTY
FISCAL YEAR 1988**

MEDICAL SPECIALTY	SERVICE	CURRENT FY						FY + 1		
		BEGIN STREN	TOTAL GAIN	TOTAL LOSS	BUDGT AUTH.	END STREN	TOTAL GAIN	TOTAL LOSS	BUDGT AUTH.	END STREN
ONCOLOGY	ARMY	0	0	0	0	0	0	0	0	0
	NAVY	0	0	0	0	0	1	0	1	1
	USAF	0	0	0	0	0	0	0	0	0
	TOTAL	0	0	0	0	0	1	0	1	1
PEDIATRIC	ARMY	0	0	0	0	0	0	0	0	0
	NAVY	3	0	0	5	3	1	1	5	3
	USAF	2	0	0	5	2	0	0	5	2
	TOTAL	5	0	0	10	5	1	1	10	5
PERIPHERAL VASCULAR	ARMY	10	2	5	12	7	5	2	13	10
	NAVY	6	2	0	6	8	0	1	7	7
	USAF	7	1	0	7	8	1	4	7	5
	TOTAL	23	5	5	25	23	6	7	27	22
PLASTIC	ARMY	21	5	9	21	17	9	2	21	24
	NAVY	13	1	4	8	10	3	1	8	12
	USAF	10	2	4	10	8	2	0	10	10
	TOTAL	44	8	17	39	35	14	3	39	46

Prepared by: Washington Headquarters Services
Directorate for Information
Operations and Reports

**FORMAT 18: PHYSICIAN GAINS, LOSSES, AND AUTHORIZATIONS BY SPECIALTY
FISCAL YEAR 1988**

MEDICAL SPECIALTY	SERVICE	FY + 2		FY + 3		FY + 4		FY + 5		FY + 8	
		BUDGT. AUTH.	END STREN.	BUDGT. AUTH.	END STREN.	BUDGT. AUTH.	END STREN.	BUDGT. AUTH.	END STREN.	BUDGT. AUTH.	END STREN.
ONCOLOGY	ARMY	0	0	0	0	0	0	0	0	0	0
	NAVY	4	1	5	3	5	4	5	5	5	5
	USAF	0	0	0	0	0	0	0	0	0	0
	TOTAL	4	1	5	3	5	4	5	5	5	5
PEDIATRIC	ARMY	0	0	0	0	0	0	0	0	0	0
	NAVY	5	3	5	4	5	5	5	5	5	5
	USAF	5	3	5	5	5	5	5	5	5	5
	TOTAL	10	6	10	9	10	10	10	10	10	10
PERIPHERAL VASCULAR	ARMY	15	11	15	12	17	13	15	15	15	17
	NAVY	8	7	8	8	8	8	8	8	8	8
	USAF	7	5	9	6	9	6	9	9	9	6
	TOTAL	30	23	32	26	34	27	32	32	32	31
PLASTIC	ARMY	21	24	21	25	21	25	21	26	21	27
	NAVY	8	9	8	9	8	8	8	8	8	8
	USAF	12	11	14	13	14	14	14	14	14	14
	TOTAL	41	44	43	47	43	47	43	48	43	49

Prepared by: Washington Headquarters Services
Directorate for Information Operations and Reports

**FORMAT 18: PHYSICIAN GAINS, LOSSES, AND AUTHORIZATIONS, BY SPECIALTY
FISCAL YEAR 1988**

MEDICAL SPECIALTY	SERVICE	CURRENT FY				FY + 1				
		BEGIN STREN	TOTAL GAIN	TOTAL LOSS	BUDGT. AUTH.	END STREN	TOTAL GAIN	TOTAL LOSS	BUDGT. AUTH.	END STREN
UNDERSEA MEDICINE	ARMY	0	0	0	0	0	0	0	0	0
	NAVY	100	25	31	130	94	37	24	135	107
	USAF	0	0	0	0	0	0	0	0	0
	TOTAL	100	25	31	130	94	37	24	135	107
UROLOGY	ARMY	62	12	16	64	58	12	8	64	62
	NAVY	36	13	16	41	33	8	11	41	30
	USAF	48	6	13	52	41	7	8	54	40
	TOTAL	146	31	45	157	132	27	27	159	132
GRAND TOTALS	ARMY	5289	2636	2611	5387	5314	2640	2607	5488	5347
	NAVY	3898	1494	1463	4281	3929	1619	1468	4367	4080
	USAF	4004	1329	1350	4099	3983	1360	1195	4148	4148
	TOTAL	13191	5459	5424	13767	13226	5619	5270	14003	13575

Prepared by: Washington Headquarters Services
Directorate for Information
Operations and Reports

**FORMAT 18: PHYSICIAN GAINS, LOSSES, AND AUTHORIZATIONS BY SPECIALTY
FISCAL YEAR 1988**

MEDICAL SPECIALTY	SERVICE	FY + 2		FY + 3		FY + 4		FY + 5		FY + 6	
		BUDGT. AUTH.	END STREN.	BUDGT. AUTH.	END STREN.	BUDGT. AUTH.	END STREN.	BUDGT. AUTH.	END STREN.	BUDGT. AUTH.	END STREN.
UNDERSEA MEDICINE	ARMY	0	0	0	0	0	0	0	0	0	0
	NAVY	136	117	136	127	135	136	135	137	135	137
	USAF	0	0	0	0	0	0	0	0	0	0
	TOTAL	136	117	136	127	135	136	135	137	135	137
UROLOGY	ARMY	64	60	64	65	73	70	73	72	73	75
	NAVY	41	34	41	37	41	37	41	37	41	39
	USAF	54	37	54	38	54	38	54	41	54	44
	TOTAL	159	131	159	140	168	145	168	150	168	158
GRAND TOTALS	ARMY	5535	5377	5582	5399	5672	5423	5672	5431	5672	5470
	NAVY	4426	4240	4456	4390	4462	4436	4468	4505	4468	4505
	USAF	4182	4182	4239	4239	4240	4240	4244	4244	4244	4263
	TOTAL	14143	13799	14277	14023	14374	14099	14384	14180	14384	14238

Prepared by: Washington Headquarters Services
Directorate for Information Operations and Reports

**FORMAT 19: PHYSICIAN DUTY SPECIALTIES BY YEARS OF SERVICE
FISCAL YEAR 1988**

SPECIALTY	TOTAL ACTIVE FEDERAL SERVICE BY YEAR OF SERVICE GROUPS																
	AT LEAST LESS THAN	1	2	3	4	5	6	7	8	9	10	11	12	13	14	15	16
GME-1 (INTERNSHIP)	ARMY	298	5	9	15	12	5	2	3	2	1	1	0	0	0	0	1
	NAVY	221	2	0	4	10	4	5	1	2	1	0	2	1	0	0	0
	USAF	150	8	8	16	14	6	6	3	0	0	1	3	0	0	0	1
	TOTAL	669	15	17	35	36	15	13	7	4	2	2	5	1	0	0	2
OTHER GME	ARMY	5	209	246	219	178	141	92	72	60	43	27	21	14	6	6	6
	NAVY	4	72	42	105	142	112	93	88	43	32	27	27	16	8	7	6
	USAF	39	133	128	97	77	72	46	39	20	11	10	7	8	7	2	8
	TOTAL	48	414	416	421	397	325	231	199	123	86	64	55	38	21	15	20
ANESTHESIOLOGY	ARMY	5	8	0	5	11	9	10	9	7	9	11	2	5	0	1	1
	NAVY	12	8	9	6	2	17	15	9	6	4	3	5	0	7	0	3
	USAF	12	16	12	7	7	5	10	6	0	0	2	3	1	2	1	0
	TOTAL	29	32	21	18	20	31	35	24	13	13	16	10	6	9	2	4
AVIATION MEDICINE/AEROSPACE	ARMY	3	19	19	15	12	7	17	6	4	8	4	3	4	1	4	0
	NAVY	20	50	73	44	32	15	17	25	16	5	13	6	11	3	6	1
	USAF	26	32	46	54	25	29	19	18	24	9	9	17	17	16	17	24
	TOTAL	49	101	138	113	69	51	53	49	44	22	26	26	32	20	27	25

Prepared by: Washington Headquarters Services
Directorate for Information Operations and Reports

**FORMAT 19: PHYSICIAN DUTY SPECIALTIES BY YEARS OF SERVICE
FISCAL YEAR 1988**

SPECIALTY	TOTAL ACTIVE FEDERAL SERVICE BY YEAR OF SERVICE GROUPS																				TOTAL		
	AT LEAST	18	17	16	15	14	13	12	11	10	9	8	7	6	5	4	3	2	1	0		+	
	LESS THAN	17	18	19	20	21	22	23	24	25	26	27	28	29	30	30	30	30	30				
GME-1 (INTERNSHIP)																							
	ARMY	0	0	0	0	0	0	0	0	0	0	0	0	0	0	0	0	0	0	0	0	0	355
	NAVY	1	0	0	0	0	0	0	0	0	0	0	0	0	0	0	0	0	0	0	0	0	254
	USAF	0	0	0	0	0	0	0	0	0	0	0	0	0	0	0	0	0	0	0	0	0	217
	TOTAL	1	0	0	0	0	0	0	0	0	0	0	0	0	0	0	0	0	0	0	0	0	826
OTHER GME																							
	ARMY	6	4	1	1	0	0	0	0	0	0	0	0	0	0	0	0	0	0	0	0	1	1358
	NAVY	2	2	2	2	2	0	0	0	0	0	0	0	0	0	0	0	0	0	0	0	0	835
	USAF	3	2	0	0	3	0	0	0	0	0	0	0	0	0	0	0	0	0	0	0	0	712
	TOTAL	11	8	3	3	5	0	0	0	0	0	0	0	0	0	0	0	0	0	0	0	1	2905
ANESTHESIOLOGY																							
	ARMY	3	2	3	1	0	1	0	0	0	0	0	0	0	0	0	0	0	0	0	0	0	103
	NAVY	0	2	2	4	2	2	0	0	0	0	0	0	0	0	0	0	0	0	0	0	0	119
	USAF	1	0	2	1	0	0	0	0	0	0	0	0	0	0	0	0	0	0	0	0	0	88
	TOTAL	4	4	7	6	2	3	0	0	0	0	0	0	0	0	0	0	0	0	0	0	0	310
AVIATION MEDICINE/AEROSPACE																							
	ARMY	0	0	0	0	0	0	0	0	0	0	0	0	0	0	0	0	0	0	0	0	0	126
	NAVY	7	3	4	3	2	1	2	0	0	0	0	0	0	0	0	0	0	0	0	0	0	362
	USAF	14	9	10	16	9	7	4	4	4	3	1	2	1	0	0	0	0	0	0	0	0	467
	TOTAL	21	12	14	19	11	8	6	4	4	3	1	2	1	0	0	0	0	0	0	0	0	955

Prepared by: Washington Headquarters Services
Directorate for Information Operations and Reports

**FORMAT 19: PHYSICIAN DUTY SPECIALTIES BY YEARS OF SERVICE
FISCAL YEAR 1988**

SPECIALTY	TOTAL ACTIVE FEDERAL SERVICE BY YEAR OF SERVICE GROUPS															
	AT LEAST LESS THAN	1	2	3	4	5	6	7	8	9	10	11	12	13	14	15
DERMATOLOGY	0	0	0	1	1	2	5	4	1	1	4	4	6	6	2	5
	0	0	1	0	0	1	1	3	4	2	4	3	5	1	1	2
	0	2	2	3	1	1	1	5	2	3	1	1	3	1	0	2
	0	2	3	4	2	3	7	12	7	6	9	8	14	8	3	9
EMERGENCY MEDICINE	0	2	7	3	11	13	13	9	6	5	0	6	2	0	2	0
	3	2	1	2	1	3	8	3	0	4	3	1	1	1	0	2
	22	9	29	12	11	4	4	2	2	2	6	1	0	0	0	0
	25	13	37	17	23	20	25	14	8	11	9	8	3	1	2	2
EXECUTIVE MEDICINE	2	0	1	0	0	1	1	2	2	5	10	8	8	10	8	7
	0	0	0	1	0	1	0	0	0	3	2	3	3	6	4	1
	0	0	0	1	0	0	0	0	0	0	0	1	1	0	1	3
	2	0	1	2	0	2	1	2	2	8	12	12	12	16	13	11
FAMILY PRACTICE	7	15	21	42	41	33	31	21	22	13	20	16	7	4	2	5
	10	4	6	5	13	23	33	13	7	13	11	10	4	4	4	6
	55	53	43	61	38	41	28	21	11	20	11	12	8	6	6	4
	72	72	70	108	92	97	92	55	40	46	42	38	19	14	12	15

Prepared by: Washington Headquarters Services
Directorate for Information
Operations and Reports

**FORMAT 19: PHYSICIAN DUTY SPECIALTIES BY YEARS OF SERVICE
FISCAL YEAR 1988**

SPECIALTY	TOTAL ACTIVE FEDERAL SERVICE BY YEAR OF SERVICE GROUPS																				TOTAL	
	AT LEAST	19	17	16	15	14	13	12	11	10	9	8	7	6	5	4	3	2	1	0		
	LESS THAN	17	18	19	20	21	22	23	24	25	26	27	28	29	30	31	32	33	34	35		
DERMATOLOGY	ARMY	4	3	3	2	1	5	0	2	1	0	0	0	0	0	0	0	1	0	0	0	64
	NAVY	4	2	1	0	1	1	0	0	0	0	0	0	0	0	0	0	0	0	0	0	38
	USAF	1	1	0	0	2	2	0	0	0	0	0	0	0	0	0	0	0	0	0	0	34
	TOTAL	9	6	4	2	4	8	0	2	1	0	0	0	0	0	0	0	1	0	0	0	136
EMERGENCY MEDICINE	ARMY	4	2	2	1	0	0	0	0	0	0	0	0	0	0	0	0	0	0	0	0	88
	NAVY	1	0	0	0	1	1	0	0	0	0	0	0	0	0	0	0	0	0	0	0	38
	USAF	2	1	0	0	0	1	0	0	0	0	0	0	0	0	0	0	0	0	0	0	108
	TOTAL	7	3	2	1	1	2	0	0	0	0	0	0	0	0	0	0	0	0	0	0	234
EXECUTIVE MEDICINE	ARMY	13	17	8	14	9	7	12	8	5	8	5	3	3	5	8	3	3	6	8	2	190
	NAVY	7	9	6	12	4	2	7	4	5	3	3	3	1	1	1	3	1	1	3	1	92
	USAF	1	5	0	2	4	2	2	4	2	4	1	4	2	5	2	2	2	5	2	1	44
	TOTAL	21	31	14	28	17	11	21	16	12	15	9	9	6	12	13	4	6	12	13	4	326
FAMILY PRACTICE	ARMY	1	4	1	4	0	1	0	0	0	1	0	0	0	0	0	0	0	0	0	0	312
	NAVY	8	7	4	5	1	0	1	0	0	0	0	0	0	0	0	0	0	0	0	0	192
	USAF	7	5	8	3	4	0	0	0	0	0	0	0	1	0	0	0	1	0	0	0	446
	TOTAL	16	16	13	12	5	1	1	0	0	0	1	0	1	0	0	0	1	0	0	0	950

Prepared by: Washington Headquarters Services
Directorate for Information
Operations and Reports

**FORMAT 19: PHYSICIAN DUTY SPECIALTIES BY YEARS OF SERVICE
FISCAL YEAR 1988**

SPECIALTY	TOTAL ACTIVE FEDERAL SERVICE BY YEAR OF SERVICE GROUPS																
	AT LEAST ----- LESS THAN	1	2	3	4	5	6	7	8	9	10	11	12	13	14	15	16
GENERAL MEDICINE	ARMY	176	86	49	52	22	6	12	8	12	6	3	2	1	0	0	0
	NAVY	63	116	115	88	49	31	20	12	15	15	16	7	11	9	5	5
	USAF	15	28	29	25	10	6	5	3	3	3	9	4	5	4	1	1
	TOTAL	254	230	193	165	81	40	37	23	30	24	28	13	17	13	6	6
INTERNAL MEDICINE ALLERGY/IMMUNOLOGY	ARMY	0	0	0	1	0	1	2	6	2	5	2	3	2	1	3	3
	NAVY	0	0	0	0	0	0	0	1	0	0	0	0	0	0	0	0
	USAF	0	1	0	0	0	1	3	2	1	0	1	1	1	2	2	2
	TOTAL	0	1	0	1	0	2	5	9	3	5	3	4	3	3	5	5
CARDIOLOGY/CARDIOVASCULAR	ARMY	0	2	0	1	2	4	9	7	8	4	3	0	1	3	0	0
	NAVY	0	1	1	0	0	1	0	1	1	1	1	3	0	0	0	0
	USAF	2	0	3	0	0	2	3	2	1	3	2	1	1	2	2	2
	TOTAL	2	3	4	1	2	7	12	10	14	8	6	4	2	5	2	2
ENDOCRINOLOGY/METABOLISM	ARMY	0	0	0	0	0	2	3	4	2	1	3	2	0	2	1	1
	NAVY	0	0	0	0	1	1	0	0	2	2	0	0	0	1	0	0
	USAF	0	0	0	0	0	0	1	1	1	0	2	1	1	0	0	0
	TOTAL	0	0	0	0	1	2	4	5	3	4	5	3	1	3	1	1

Prepared by: Washington Headquarters Services
Directorate for Information
Operations and Reports

**FORMAT 19: PHYSICIAN DUTY SPECIALTIES BY YEARS OF SERVICE
FISCAL YEAR 1988**

SPECIALTY	TOTAL ACTIVE FEDERAL SERVICE BY YEAR OF SERVICE GROUPS													TOTAL	
	AT LEAST 17 LESS THAN 18	18	19	20	21	22	23	24	25	26	27	28	29		30
GENERAL MEDICINE	0	4	1	2	5	2	0	0	0	1	1	1	1	0	453
	2	3	5	3	2	1	0	1	0	2	0	0	0	0	616
	1	1	1	0	1	0	0	0	0	0	0	0	0	0	160
	3	8	7	5	8	3	0	1	0	3	1	1	1	0	1239
INTERNAL MEDICINE ALLERGY/IMMUNOLOGY	3	1	1	0	1	0	0	0	0	1	0	0	0	0	36
	0	0	0	0	0	0	0	0	0	0	0	0	0	0	1
	0	1	0	3	2	0	0	0	0	0	0	0	0	0	21
	3	2	1	3	3	0	0	0	1	0	0	0	0	0	58
CARDIOLOGY/CARDIOVASCULAR	1	4	0	2	0	0	0	1	0	0	0	0	1	0	61
	1	1	1	2	0	0	0	0	0	0	0	0	0	1	21
	1	1	0	0	1	0	0	0	0	0	0	0	0	0	35
	3	6	1	4	1	0	0	1	0	0	0	0	1	0	117
ENDOCRINOLOGY/METABOLISM	2	2	1	1	0	0	0	0	0	0	0	0	0	0	28
	1	3	0	0	0	0	0	0	0	0	0	0	0	0	11
	0	0	2	0	1	0	0	0	0	0	0	0	0	0	10
	3	5	3	1	1	0	0	0	0	0	0	0	0	0	49

Prepared by: Washington Headquarters Services
Directorate for Information
Operations and Reports

**FORMAT 19: PHYSICIAN DUTY SPECIALTIES BY YEARS OF SERVICE
FISCAL YEAR 1988**

SPECIALTY	TOTAL ACTIVE FEDERAL SERVICE BY YEAR OF SERVICE GROUPS																	
	AT LEAST LESS THAN	1	2	3	4	5	6	7	8	9	10	11	12	13	14	15	16	
GASTROENTEROLOGY	0	0	0	0	1	1	3	5	4	6	1	3	2	0	2	1	1	
	0	0	0	0	1	1	0	2	1	1	0	1	2	1	1	0	0	
	0	2	1	3	0	0	1	2	1	0	0	0	0	1	1	1	1	
	0	2	1	3	2	2	4	9	6	7	1	4	4	2	4	2	2	
GENERAL INTERNIST	27	5	10	45	29	28	20	19	10	17	9	10	3	4	1	3	3	
	26	14	8	5	18	14	12	6	5	4	5	8	1	5	3	3	3	
	24	24	33	26	19	21	14	7	5	3	7	6	1	4	2	1	1	
	77	43	51	76	66	63	46	32	20	24	21	24	5	13	6	7	7	
HEMATOLOGY/ONCOLOGY	0	0	0	0	1	2	3	4	7	6	1	5	4	2	0	3	3	
	0	1	0	0	0	0	0	1	4	2	0	2	0	1	1	1	1	
	0	1	0	0	0	3	3	1	3	1	0	2	1	1	1	2	2	
	0	2	0	0	1	5	6	6	14	9	1	9	5	4	2	6	6	
INFECTIOUS DISEASE	0	2	0	1	1	1	3	2	2	7	4	3	2	4	5	2	2	
	0	0	0	1	0	1	1	3	1	4	0	1	0	0	0	0	0	
	1	0	0	0	0	1	2	3	1	0	0	0	0	0	1	0	0	
	1	2	0	2	1	3	6	8	4	11	4	4	2	4	6	2	2	

Prepared by: Washington Headquarters Services
Directorate for Information
Operations and Reports

**FORMAT 19: PHYSICIAN DUTY SPECIALTIES BY YEARS OF SERVICE
FISCAL YEAR 1988**

SPECIALTY	TOTAL ACTIVE FEDERAL SERVICE BY YEAR OF SERVICE GROUPS													TOTAL			
	16 AT LEAST ----- 17 LESS THAN	17	18	19	20	21	22	23	24	25	26	27	28		29	30	+
GASTROENTEROLOGY	ARMY	2	1	2	1	1	0	0	1	0	0	0	0	0	0	0	37
	NAVY	1	0	0	0	0	0	0	0	0	0	0	0	0	0	0	12
	USAF	1	2	1	0	1	0	0	0	0	0	0	0	0	0	0	18
	TOTAL	4	3	3	1	2	0	0	1	0	0	0	0	0	0	0	67
GENERAL INTERNIST	ARMY	5	2	5	7	2	1	0	0	0	0	3	0	0	0	0	265
	NAVY	7	3	1	0	1	0	0	0	0	0	1	2	0	0	1	153
	USAF	2	2	1	7	0	1	0	0	0	1	0	0	0	0	0	211
	TOTAL	14	7	7	14	3	2	0	0	0	1	4	2	0	0	1	629
HEMATOLOGY/ONCOLOGY	ARMY	0	1	1	0	1	0	1	0	0	0	0	0	0	0	0	42
	NAVY	1	1	2	1	1	0	0	0	0	0	0	0	0	0	0	19
	USAF	0	0	0	0	0	0	0	0	0	0	0	0	0	0	0	19
	TOTAL	1	2	3	1	2	0	1	0	0	0	0	0	0	0	0	80
INFECTIOUS DISEASE	ARMY	0	0	1	0	1	0	0	0	0	0	0	0	0	0	0	41
	NAVY	0	2	0	0	0	0	0	0	0	0	0	0	0	0	0	14
	USAF	1	0	0	0	0	0	0	0	0	0	0	0	0	0	0	10
	TOTAL	1	2	1	0	1	0	0	0	0	0	0	0	0	0	0	65

Prepared by: Washington Headquarters Services
Directorate for Information
Operations and Reports

**FORMAT 19: PHYSICIAN DUTY SPECIALTIES BY YEARS OF SERVICE
FISCAL YEAR 1988**

SPECIALTY	TOTAL ACTIVE FEDERAL SERVICE BY YEAR OF SERVICE GROUPS																	
	AT LEAST LESS THAN		1	2	3	4	5	6	7	8	9	10	11	12	13	14	15	16
	-	1	2	3	4	5	6	7	8	9	10	11	12	13	14	15	16	
NEPHROLOGY	ARMY	0	0	1	0	0	2	2	4	3	5	2	1	0	0	0	0	
	NAVY	0	0	0	1	0	0	1	1	1	0	0	1	1	2	0	0	
	USAF	0	1	1	0	0	0	1	1	1	0	0	0	0	0	0	1	
	TOTAL	0	1	2	1	2	2	4	6	5	5	2	2	1	2	1	2	
PULMONARY	ARMY	0	0	0	1	3	7	3	5	3	3	1	2	0	0	0	0	
	NAVY	0	0	1	0	0	1	2	2	0	2	1	1	0	0	2	0	
	USAF	1	1	1	0	0	5	4	0	0	2	0	0	0	0	0	2	
	TOTAL	1	1	2	0	3	13	9	7	7	7	2	3	0	2	2	2	
RHEUMATOLOGY	ARMY	0	1	0	0	1	3	3	2	0	0	3	0	0	0	0	2	
	NAVY	0	0	0	0	0	2	0	0	0	1	0	0	0	0	0	0	
	USAF	0	0	0	0	0	0	2	1	1	0	0	0	0	1	1	1	
	TOTAL	0	1	0	0	1	5	5	3	3	1	3	0	0	1	1	3	
TROPICAL	ARMY	0	0	0	0	0	0	0	0	0	0	0	0	0	0	0	0	
	NAVY	0	0	0	0	0	0	0	0	0	0	0	0	0	0	0	0	
	USAF	0	0	0	0	0	0	0	0	0	0	0	0	0	0	0	0	
	TOTAL	0	0	0	0	0	0	0	0	0	0	0	0	0	0	0	0	

Prepared by: Washington Headquarters Services
Directorate for Information
Operations and Reports

**FORMAT 19: PHYSICIAN DUTY SPECIALTIES BY YEARS OF SERVICE
FISCAL YEAR 1988**

SPECIALTY	TOTAL ACTIVE FEDERAL SERVICE BY YEAR OF SERVICE GROUPS																				TOTAL
	AT LEAST ----- LESS THAN	16 17	17 18	18 19	19 20	20 21	21 22	22 23	23 24	24 25	25 26	26 27	27 28	28 29	29 30	30 +					
NEPHROLOGY	ARMY	0	0	1	0	0	1	0	0	0	0	0	0	0	0	0	0	25			
	NAVY	0	0	0	0	0	0	0	0	0	0	0	0	0	0	0	0	9			
	USAF	0	1	0	0	0	0	0	0	0	0	0	0	0	0	0	0	7			
	TOTAL	0	1	1	0	0	1	0	0	0	0	0	0	0	0	0	0	41			
PULMONARY	ARMY	1	1	0	1	1	0	0	0	0	0	0	0	0	0	0	0	32			
	NAVY	0	1	0	2	1	0	0	0	0	0	0	0	0	0	0	0	16			
	USAF	0	0	0	2	0	0	0	0	0	0	0	0	0	0	0	0	20			
	TOTAL	1	2	0	5	2	0	0	0	0	0	0	0	0	0	0	0	68			
RHEUMATOLOGY	ARMY	2	1	0	0	0	0	0	0	0	0	0	0	0	0	0	0	18			
	NAVY	0	2	0	0	0	0	0	0	0	0	0	0	0	0	0	0	5			
	USAF	0	0	0	0	0	0	1	0	0	0	0	0	0	0	0	0	8			
	TOTAL	2	3	0	0	0	0	1	0	0	0	0	0	0	0	0	0	31			
TROPICAL	ARMY	0	0	0	0	0	0	0	0	0	0	0	0	0	0	0	0	0			
	NAVY	0	0	0	0	0	0	0	0	0	0	0	0	0	0	0	0	1			
	USAF	0	0	0	0	0	0	0	0	0	0	0	0	0	0	0	0	0			
	TOTAL	0	0	0	0	0	0	0	0	0	0	0	0	0	0	0	0	1			

Prepared by: Washington Headquarters Services
Directorate for Information
Operations and Reports

**FORMAT 19: PHYSICIAN DUTY SPECIALTIES BY YEARS OF SERVICE
FISCAL YEAR 1988**

SPECIALTY	TOTAL ACTIVE FEDERAL SERVICE BY YEAR OF SERVICE GROUPS																
	AT LEAST ----- LESS THAN	1	2	3	4	5	6	7	8	9	10	11	12	13	14	15	16
NEUROLOGY	1	1	0	1	6	5	1	5	3	6	4	2	2	4	2	2	2
	6	5	1	0	1	1	0	3	1	2	0	0	2	2	2	0	0
	3	3	3	4	0	0	1	1	4	1	2	0	2	0	0	0	0
	10	9	4	5	7	6	2	9	8	9	6	2	6	6	2	2	2
NUCLEAR MEDICINE	0	0	0	0	0	0	0	1	4	2	2	2	0	1	0	2	2
	1	1	0	0	0	0	0	0	1	1	1	0	0	0	0	0	1
	1	0	0	0	1	0	0	0	1	0	0	0	1	0	0	0	1
	2	1	0	0	1	0	0	1	6	3	3	2	1	1	0	4	4
OBSTETRICS/GYNECOLOGY	4	6	2	6	15	18	16	22	12	12	7	9	2	6	6	2	2
	9	3	5	1	9	15	13	7	3	4	5	4	3	2	2	0	0
	16	22	22	14	12	8	12	13	4	5	3	2	2	3	4	6	6
	29	31	29	21	36	41	41	42	19	21	15	15	7	11	12	8	8
OPHTHALMOLOGY	1	0	3	1	1	3	6	8	9	3	3	4	1	3	1	2	2
	2	2	1	1	0	2	3	5	8	4	1	2	4	3	1	1	1
	1	5	6	3	2	4	2	2	1	2	0	2	1	1	1	0	0
	4	7	10	5	3	9	11	15	18	9	4	8	6	7	3	3	3

Prepared by: Washington Headquarters Services
Directorate for Information
Operations and Reports

**FORMAT 19: PHYSICIAN DUTY SPECIALTIES BY YEARS OF SERVICE
FISCAL YEAR 1988**

SPECIALTY		TOTAL ACTIVE FEDERAL SERVICE BY YEAR OF SERVICE GROUPS														TOTAL		
		AT LEAST 16 ----- 17 LESS THAN	17	18	19	20	21	22	23	24	25	26	27	28	29		30	+
NEUROLOGY	ARMY	1	0	1	2	0	1	0	0	0	0	0	1	0	0	0	0	52
	NAVY	1	2	1	1	0	0	0	0	0	0	0	0	0	1	0	0	30
	USAF	3	1	0	2	0	0	0	0	0	0	0	0	0	0	0	0	30
	TOTAL	5	3	2	5	0	1	0	0	0	0	0	1	1	1	0	0	112
NUCLEAR MEDICINE	ARMY	3	0	0	1	0	0	1	0	0	0	0	0	1	0	0	0	20
	NAVY	1	0	0	1	0	0	0	1	1	0	0	0	0	0	0	0	10
	USAF	0	0	1	1	0	0	0	0	0	0	0	0	0	0	0	0	7
	TOTAL	4	0	1	3	0	0	1	1	1	0	0	0	1	0	0	0	37
OBSTETRICS/GYNECOLOGY	ARMY	7	3	7	6	4	0	0	1	0	0	0	0	0	0	1	0	174
	NAVY	5	0	5	3	2	1	1	0	0	2	0	1	0	0	0	1	106
	USAF	5	2	5	4	3	0	2	0	0	1	0	0	0	0	0	0	170
	TOTAL	17	5	17	13	9	1	3	1	1	0	3	0	1	0	1	1	450
OPHTHALMOLOGY	ARMY	6	3	4	3	2	0	0	0	0	1	0	1	0	0	0	0	69
	NAVY	4	4	0	1	1	3	0	0	0	0	0	0	0	0	0	0	53
	USAF	2	2	3	1	1	0	0	0	0	0	0	0	0	0	0	0	42
	TOTAL	12	9	7	5	4	3	0	0	0	1	0	1	0	0	0	0	164

Prepared by: Washington Headquarters Services
Directorate for Information
Operations and Reports

**FORMAT 19: PHYSICIAN DUTY SPECIALTIES BY YEARS OF SERVICE
FISCAL YEAR 1988**

SPECIALTY	TOTAL ACTIVE FEDERAL SERVICE BY YEAR OF SERVICE GROUPS																
	AT LEAST LESS THAN	1	2	3	4	5	6	7	8	9	10	11	12	13	14	15	16
ORTHOPEDIC SURGERY	ARMY	1	6	7	4	6	9	14	18	14	15	8	3	6	3	3	2
	NAVY	7	7	12	4	5	0	5	7	8	6	2	5	5	3	3	0
	USAF	14	12	13	13	1	1	3	6	8	3	2	4	3	1	0	4
	TOTAL	22	25	32	21	12	10	22	31	30	24	12	12	14	7	6	6
OTORHINOLARYNGOLOGY	ARMY	0	1	4	3	1	3	5	9	6	5	2	0	3	0	3	0
	NAVY	1	0	1	1	0	1	5	5	6	3	1	3	1	0	1	4
	USAF	4	2	5	5	1	2	2	2	3	2	2	1	1	2	0	1
	TOTAL	5	3	10	9	2	6	12	16	15	10	5	4	5	2	4	5
PATHOLOGY	ARMY	1	0	2	6	16	9	13	19	17	11	22	13	4	4	2	3
	NAVY	8	3	2	3	5	5	7	3	5	2	6	5	3	2	1	5
	USAF	9	1	6	3	6	4	3	5	4	6	5	5	1	2	7	1
	TOTAL	18	4	10	12	27	18	23	27	26	19	33	23	8	8	10	9
PEDIATRICS	ARMY	9	2	7	35	25	15	21	16	20	17	15	8	12	7	10	4
	NAVY	6	12	5	11	13	17	9	6	14	14	7	6	9	11	8	8
	USAF	18	25	14	23	19	22	14	8	12	9	16	20	15	9	6	6
	TOTAL	33	39	26	69	57	54	44	30	46	40	38	34	36	27	24	18

Prepared by: Washington Headquarters Services
Directorate for Information
Operations and Reports

**FORMAT 19: PHYSICIAN DUTY SPECIALTIES BY YEARS OF SERVICE
FISCAL YEAR 1988**

SPECIALTY	TOTAL ACTIVE FEDERAL SERVICE BY YEAR OF SERVICE GROUPS												TOTAL				
	16 AT LEAST ----- LESS THAN	17	18	19	20	21	22	23	24	25	26	27		28	29	30	+
ORTHOPEDIC SURGERY	4	5	4	5	4	0	3	1	1	0	0	0	0	0	0	0	146
	1	2	3	5	1	1	1	0	1	0	0	0	0	0	0	0	95
	3	2	5	2	0	0	0	0	1	0	0	0	0	0	0	0	101
	8	9	12	12	5	1	4	1	3	0	0	0	0	0	0	1	342
OTORHINOLARYNGOLOGY	4	1	2	2	2	0	0	0	0	0	0	0	0	0	0	0	56
	1	3	2	2	1	1	0	1	0	0	0	0	0	0	0	1	45
	0	1	2	0	2	0	1	0	0	0	0	0	0	0	0	0	41
	5	5	6	4	5	1	1	1	0	0	0	0	0	0	0	1	142
PATHOLOGY	5	5	5	1	2	2	1	0	0	0	1	2	0	0	0	0	166
	1	4	2	1	1	1	1	0	3	1	0	0	0	0	1	0	81
	1	1	0	2	1	2	1	0	0	0	1	1	0	1	0	0	79
	7	10	7	4	4	5	3	0	3	2	3	1	0	2	0	0	326
PEDIATRICS	6	9	8	7	3	1	1	1	1	0	0	1	0	0	0	0	261
	9	7	5	4	4	1	3	3	0	0	1	0	1	0	0	0	194
	3	3	4	4	2	1	0	1	0	0	0	0	0	0	0	0	254
	18	19	17	15	9	3	4	5	1	0	2	0	1	0	0	0	709

Prepared by: Washington Headquarters Services
Directorate for Information
Operations and Reports

**FORMAT 19: PHYSICIAN DUTY SPECIALTIES BY YEARS OF SERVICE
FISCAL YEAR 1988**

SPECIALTY	TOTAL ACTIVE FEDERAL SERVICE BY YEAR OF SERVICE GROUPS															
	AT LEAST ----- LESS THAN	1	2	3	4	5	6	7	8	9	10	11	12	13	14	15
	1	2	3	4	5	6	7	8	9	10	11	12	13	14	15	16
PHYSICAL MEDICINE	ARMY	0	1	1	0	2	0	3	3	3	1	1	1	2	0	0
	NAVY	1	1	0	1	0	0	0	0	0	0	0	0	0	0	0
	USAF	0	0	1	0	0	0	0	0	0	0	0	0	0	0	0
	TOTAL	1	2	2	1	2	0	3	3	3	1	1	1	2	0	0
PREVENTIVE MEDICINE	ARMY	0	0	2	3	2	2	8	5	10	6	5	1	0	4	1
	NAVY	2	0	0	1	2	1	10	0	4	4	4	2	3	0	0
	USAF	1	2	4	4	0	7	7	8	7	6	10	11	8	7	4
	TOTAL	3	2	6	8	3	7	10	25	13	21	16	19	14	11	5
PSYCHIATRY	ARMY	4	2	2	3	11	10	6	12	10	13	9	7	10	3	9
	NAVY	5	3	0	0	7	5	6	1	4	3	5	6	2	5	4
	USAF	6	3	4	1	8	10	7	4	1	4	6	9	4	2	1
	TOTAL	15	8	6	4	26	25	19	17	15	20	20	22	16	10	14
RADIOLOGY	ARMY	3	8	9	3	9	5	14	15	10	13	7	2	5	4	5
	NAVY	7	1	4	6	1	4	5	9	1	3	9	4	3	2	2
	USAF	7	6	8	14	5	3	11	10	5	8	6	2	3	5	2
	TOTAL	17	15	21	23	15	10	26	29	29	13	24	8	11	11	9

Prepared by: Washington Headquarters Services
Directorate for Information
Operations and Reports

**FORMAT 19: PHYSICIAN DUTY SPECIALTIES BY YEARS OF SERVICE
FISCAL YEAR 1988**

SPECIALTY	TOTAL ACTIVE FEDERAL SERVICE BY YEAR OF SERVICE GROUPS																														TOTAL
	AT LEAST	17	18	19	20	21	22	23	24	25	26	27	28	29	30	30	+														
	LESS THAN	16	17	18	19	20	21	22	23	24	25	26	27	28	29	30	+														
PHYSICAL MEDICINE	ARMY	1	0	0	1	0	0	0	0	0	0	0	0	0	0	0	0	0	0	0	0	0	0	0	0	0	0	0	0	0	23
	NAVY	1	0	0	0	0	0	0	0	0	0	0	0	0	0	0	0	0	0	0	0	0	0	0	0	0	0	0	0	0	4
	USAF	0	0	0	0	0	0	0	0	0	0	0	0	0	0	0	0	0	0	0	0	0	0	0	0	0	0	0	0	0	1
	TOTAL	2	0	0	1	0	0	1	0	0	0	0	0	0	0	0	0	0	0	0	0	0	0	0	0	0	0	0	0	0	28
PREVENTIVE MEDICINE	ARMY	3	3	0	3	2	0	0	1	1	0	2	0	1	0	0	0	0	0	0	0	0	0	0	0	0	0	0	0	0	68
	NAVY	1	0	2	0	0	2	0	0	0	1	0	1	0	0	0	0	0	0	0	0	0	0	0	0	0	0	0	0	40	
	USAF	7	9	7	4	2	3	2	1	1	2	0	0	1	0	1	0	0	0	0	0	0	0	0	0	0	0	0	1	129	
	TOTAL	11	12	9	7	4	5	2	2	2	3	2	1	2	1	2	0	0	0	0	0	0	0	0	0	0	0	0	1	237	
PSYCHIATRY	ARMY	8	7	10	8	6	3	0	4	3	1	0	0	1	0	0	0	0	0	0	0	0	0	0	0	0	0	0	0	0	175
	NAVY	4	3	5	4	5	1	0	0	0	0	0	0	0	0	0	0	0	0	0	0	0	0	0	0	0	0	0	0	86	
	USAF	2	3	1	4	0	5	0	0	0	0	0	0	0	0	0	0	0	0	0	0	0	0	0	0	0	0	0	0	99	
	TOTAL	14	13	16	16	11	9	0	4	3	1	0	0	1	0	0	0	0	0	0	0	0	0	0	0	0	0	0	0	0	360
RADIOLOGY	ARMY	6	5	4	6	1	0	0	0	0	0	0	0	0	0	0	0	0	0	0	0	0	0	0	0	0	0	0	0	145	
	NAVY	4	5	114	3	4	1	2	0	1	0	0	0	0	0	0	0	0	0	0	0	0	0	0	0	0	0	0	1	198	
	USAF	1	3	2	4	1	0	0	0	0	1	0	0	0	0	0	0	0	0	0	0	0	0	0	0	0	0	0	0	110	
	TOTAL	11	13	120	13	6	1	2	0	1	1	0	0	0	0	0	0	0	0	0	0	0	0	0	0	0	0	0	1	453	

Prepared by: Washington Headquarters Services
Directorate for Information
Operations and Reports

**FORMAT 19: PHYSICIAN DUTY SPECIALTIES BY YEARS OF SERVICE
FISCAL YEAR 1988**

SPECIALTY	TOTAL ACTIVE FEDERAL SERVICE BY YEAR OF SERVICE GROUPS															
	AT LEAST ----- LESS THAN	1	2	3	4	5	6	7	8	9	10	11	12	13	14	15
SURGERY	1	0	0	0	0	0	1	1	2	2	2	1	2	0	0	0
	2	0	0	0	0	0	0	1	0	1	1	1	0	0	0	0
	3	0	2	0	0	0	1	0	1	4	0	0	0	0	0	1
	4	0	2	0	0	0	2	2	3	6	3	2	2	0	0	1
CARDIAC/THORACIC	1	0	0	0	0	0	0	0	0	0	0	0	0	0	0	0
	2	0	0	0	0	0	0	0	0	0	0	0	0	0	0	0
	3	0	2	0	0	0	1	0	1	4	0	0	0	0	0	1
	4	0	2	0	0	0	2	2	3	6	3	2	2	0	0	1
COLON/RECTAL	1	0	0	0	0	0	0	0	0	0	0	0	0	0	0	0
	2	0	0	0	0	0	0	0	0	0	0	0	0	0	0	0
	3	0	0	0	0	0	0	0	0	0	0	0	0	0	0	0
	4	0	0	0	0	0	0	0	0	0	0	0	0	0	0	0
GENERAL	1	9	13	8	13	7	15	17	25	6	11	9	5	8	3	3
	2	18	10	6	4	1	6	11	11	10	3	6	6	5	2	1
	3	20	29	16	20	9	11	15	13	6	13	8	5	9	4	2
	4	47	52	30	37	17	32	43	49	22	27	23	16	22	9	6
NEUROLOGICAL	1	0	1	3	3	1	1	1	4	0	3	2	1	0	0	1
	2	2	1	1	2	0	0	0	1	1	2	0	0	0	0	1
	3	2	3	0	0	0	0	0	1	0	1	0	0	0	0	0
	4	5	5	7	4	3	1	1	6	1	6	2	1	1	0	2

Prepared by: Washington Headquarters Services
Directorate for Information
Operations and Reports

**FORMAT 19: PHYSICIAN DUTY SPECIALTIES BY YEARS OF SERVICE
FISCAL YEAR 1988**

SPECIALTY		TOTAL ACTIVE FEDERAL SERVICE BY YEAR OF SERVICE GROUPS																TOTAL
		16	17	18	19	20	21	22	23	24	25	26	27	28	29	30	+	
		AT LEAST 17	18	19	20	21	22	23	24	25	26	27	28	29	30	+		
SURGERY	ARMY	1	0	2	2	2	0	1	1	0	0	0	0	0	1	0	0	22
	NAVY	0	1	1	0	1	0	0	0	0	0	0	0	0	0	0	0	8
	USAF	1	1	0	1	0	0	0	0	0	1	0	0	0	0	0	0	14
	TOTAL	2	2	3	3	3	0	1	1	0	1	0	0	0	1	0	0	44
COLON/RECTAL	ARMY	0	0	0	0	0	0	0	0	0	0	0	0	0	0	0	0	0
	NAVY	0	1	0	1	0	0	0	0	0	0	0	0	0	0	0	0	4
	USAF	0	0	0	0	0	0	0	0	0	0	0	0	0	0	0	0	4
	TOTAL	0	1	0	1	0	0	0	0	0	0	0	0	0	0	0	0	8
GENERAL	ARMY	4	3	4	5	5	2	1	1	0	1	2	0	1	0	0	0	184
	NAVY	2	1	2	2	2	0	2	1	1	1	0	0	1	0	0	0	116
	USAF	3	4	2	2	1	0	1	0	0	0	0	1	1	0	0	0	196
	TOTAL	9	8	8	9	8	2	4	2	2	1	2	2	2	1	0	0	496
NEUROLOGICAL	ARMY	0	1	0	2	0	0	0	0	0	0	0	0	0	0	0	0	27
	NAVY	0	0	0	1	0	0	0	0	0	0	0	0	0	0	0	0	14
	USAF	0	0	0	1	0	0	0	0	0	0	0	0	0	0	0	0	12
	TOTAL	0	1	0	4	0	0	0	0	0	0	0	0	0	0	0	0	53

Prepared by: Washington Headquarters Services
Directorate for Information
Operations and Reports

**FORMAT 19: PHYSICIAN DUTY SPECIALTIES BY YEARS OF SERVICE
FISCAL YEAR 1988**

SPECIALTY	TOTAL ACTIVE FEDERAL SERVICE BY YEAR OF SERVICE GROUPS																	
	AT LEAST ----- LESS THAN		1	2	3	4	5	6	7	8	9	10	11	12	13	14	15	16
	1	2	3	4	5	6	7	8	9	10	11	12	13	14	15	16		
ONCOLOGY	0	0	0	0	0	0	0	0	0	0	0	0	0	0	0	0	0	0
ARMY	0	0	0	0	0	0	0	0	0	0	0	0	0	0	0	0	0	0
NAVY	0	0	0	0	0	0	0	0	0	0	0	0	0	0	0	0	0	0
USAF	0	0	0	0	0	0	0	0	0	0	0	0	0	0	0	0	0	0
TOTAL	0	0	0	0	0	0	0	0	0	0	0	0	0	0	0	0	0	0
PEDIATRIC	0	0	0	0	0	0	0	0	0	0	0	0	0	0	0	0	0	0
ARMY	0	0	0	0	0	0	0	0	0	0	0	0	0	0	0	0	0	0
NAVY	0	0	0	0	0	0	0	0	0	0	0	0	0	0	0	0	0	0
USAF	0	0	0	0	0	0	0	0	0	0	0	0	0	0	0	0	0	0
TOTAL	0	0	0	0	0	0	0	0	0	0	0	0	0	0	0	0	0	0
PERIPHERAL VASCULAR	0	0	0	0	0	0	0	0	0	0	0	0	0	0	0	0	0	0
ARMY	0	0	0	0	0	0	0	0	0	0	0	0	0	0	0	0	0	0
NAVY	0	0	0	0	0	0	0	0	0	0	0	0	0	0	0	0	0	0
USAF	0	0	0	0	0	0	0	0	0	0	0	0	0	0	0	0	0	0
TOTAL	0	0	0	0	0	0	0	0	0	0	0	0	0	0	0	0	0	0
PLASTIC	1	0	0	0	0	0	0	0	0	0	0	0	0	0	0	0	0	0
ARMY	1	0	0	0	0	0	0	0	0	0	0	0	0	0	0	0	0	0
NAVY	0	1	1	0	0	0	0	0	0	0	0	0	0	0	0	0	0	0
USAF	0	0	0	0	0	0	0	0	0	0	0	0	0	0	0	0	0	0
TOTAL	1	1	1	0	0	0	0	0	0	0	0	0	0	0	0	0	0	0

Prepared by: Washington Headquarters Services
Directorate for Information
Operations and Reports

**FORMAT 19: PHYSICIAN DUTY SPECIALTIES BY YEARS OF SERVICE
FISCAL YEAR 1988**

SPECIALTY	TOTAL ACTIVE FEDERAL SERVICE BY YEAR OF SERVICE GROUPS														TOTAL		
	AT LEAST LESS THAN	16 17	17 18	18 19	19 20	20 21	21 22	22 23	23 24	24 25	25 26	26 27	27 28	28 29		29 30	30 +
ONCOLOGY	ARMY	0	0	0	0	0	0	0	0	0	0	0	0	0	0	0	0
	NAVY	0	0	0	0	0	0	0	0	0	0	0	0	0	0	0	0
	USAF	0	0	0	0	0	0	0	0	0	0	0	0	0	0	0	0
	TOTAL	0	0	0	0	0	0	0	0	0	0	0	0	0	0	0	0
PEDIATRIC	ARMY	0	0	0	0	0	0	0	0	0	0	0	0	0	0	0	0
	NAVY	0	0	0	0	0	0	0	0	0	0	0	0	0	0	0	3
	USAF	0	0	0	0	0	0	0	0	0	0	0	0	0	0	0	2
	TOTAL	0	0	0	0	0	0	0	0	0	0	0	0	0	0	0	5
PERIPHERAL VASCULAR	ARMY	0	0	1	0	0	0	0	0	0	0	0	0	0	0	0	0
	NAVY	2	0	0	0	0	0	0	0	0	0	0	0	0	0	0	7
	USAF	0	0	0	0	0	0	0	0	0	0	0	0	0	0	0	8
	TOTAL	2	0	1	0	0	0	0	0	0	0	0	0	0	0	0	23
PLASTIC	ARMY	0	1	3	0	0	0	0	0	0	0	0	0	0	0	0	0
	NAVY	1	1	0	0	1	0	0	0	0	0	0	0	0	0	0	17
	USAF	0	0	0	0	0	0	0	0	0	0	0	0	0	0	0	10
	TOTAL	1	2	3	0	1	0	0	0	0	0	0	0	0	0	0	35

Prepared by: Washington Headquarters Services
Directorate for Information
Operations and Reports

**FORMAT 19: PHYSICIAN DUTY SPECIALTY 31 YEARS OF SERVICE
FISCAL YEAR 1988**

SPECIALTY	TOTAL ACTIVE FEDERAL SERVICE BY YEAR OF SERVICE GROUPS																
	AT LEAST ----- LESS THAN	1	2	3	4	5	6	7	8	9	10	11	12	13	14	15	16
UNDERSEA MEDICINE	0	0	0	0	0	0	0	0	0	0	0	0	0	0	0	0	0
ARMY	6	16	14	17	6	5	10	4	2	1	2	2	0	2	0	2	0
NAVY	0	0	0	0	0	0	0	0	0	0	0	0	0	0	0	0	0
USAF	6	16	14	17	6	5	10	4	2	1	2	2	0	2	0	2	0
TOTAL																	
UROLOGY	1	2	2	3	1	2	6	5	2	4	2	1	2	1	1	1	1
ARMY	3	1	2	1	1	2	4	4	1	2	2	1	1	1	0	1	1
NAVY	1	5	3	1	0	2	3	5	3	2	0	0	4	3	1	2	2
USAF	5	8	7	5	2	6	13	14	6	8	4	2	7	5	2	4	4
TOTAL																	
GRAND TOTALS	559	397	415	484	427	366	358	354	291	276	230	170	122	91	84	30	30
ARMY	445	338	313	314	323	280	300	257	177	154	134	141	102	87	69	58	58
NAVY	452	428	447	413	269	264	243	207	144	118	111	126	115	89	76	87	87
USAF	1456	1163	1175	1211	1019	910	901	818	612	548	475	437	339	267	229	225	225
TOTAL																	

Prepared by: Washington Headquarters Services
Directorate for Information
Operations and Reports

**FORMAT 20: PAY GRADE DISTRIBUTION OF PHYSICIANS BY PRIMARY SPECIALTY
FISCAL YEAR 1988**

MEDICAL SPECIALTY	SERVICE	PAY GRADE								TOTAL
		O-3	O-4	O-5	O-6	O-7	O-8	O-8+		
ANESTHESIOLOGY	ARMY	70	49	20	7	0	0	0	0	146
	NAVY	73	85	25	13	0	1	0	0	197
	USAF	55	34	5	5	0	0	0	0	99
	TOTAL	198	168	50	25	0	1	0	0	442
AVIATION MEDICINE/AEROSPACE	ARMY	33	37	16	14	0	0	0	0	100
	NAVY	228	78	44	38	1	1	0	0	390
	USAF	199	139	45	104	0	0	0	0	487
	TOTAL	460	254	105	156	1	1	0	0	977
DERMATOLOGY	ARMY	17	25	16	26	0	0	0	0	84
	NAVY	3	27	17	11	0	1	0	0	59
	USAF	5	18	7	7	0	0	0	0	37
	TOTAL	25	70	40	44	0	1	0	0	180
EMERGENCY MEDICINE	ARMY	34	33	8	7	0	0	0	0	82
	NAVY	11	34	12	2	0	0	0	0	59
	USAF	66	22	14	3	0	0	0	0	105
	TOTAL	111	89	34	12	0	0	0	0	246

Prepared by: Washington Headquarters Services
Directorate for Information
Operations and Reports

**FORMAT 20: PAY GRADE DISTRIBUTION OF PHYSICIANS BY PRIMARY SPECIALTY
FISCAL YEAR 1988**

MEDICAL SPECIALTY	SERVICE	PAY GRADE								TOTAL
		O-3	O-4	O-5	O-6	O-7	O-8	O-8+		
EXECUTIVE MEDICINE	ARMY	0	0	0	0	0	0	0	0	0
	NAVY	0	0	0	0	0	0	0	0	0
	USAF	0	0	0	0	0	0	0	0	0
	TOTAL	0	0	0	0	0	0	0	0	0
FAMILY PRACTICE	ARMY	239	144	54	29	0	0	0	0	466
	NAVY	82	130	51	24	1	0	0	0	296
	USAF	345	160	38	42	0	0	0	0	585
	TOTAL	666	444	143	93	1	0	0	0	1347
GENERAL MEDICINE	ARMY	644	183	22	13	0	0	0	0	862
	NAVY	714	86	48	30	0	0	0	0	878
	USAF	190	38	11	16	0	0	0	0	255
	TOTAL	1548	307	81	59	0	0	0	0	1995
INTERNAL MEDICINE ALLERGY/IMMUNOLOGY	ARMY	1	14	15	9	0	0	0	0	39
	NAVY	0	0	0	1	0	0	0	0	1
	USAF	0	8	2	8	1	0	0	0	19
	TOTAL	1	22	17	18	1	0	0	0	59

Prepared by: Washington Headquarters Services
Directorate for Information
Operations and Reports

**FORMAT 20: PAY GRADE DISTRIBUTION OF PHYSICIANS BY PRIMARY SPECIALTY
FISCAL YEAR 1988**

MEDICAL SPECIALTY	SERVICE	PAY GRADE								TOTAL
		O-3	O-4	O-5	O-6	O-7	O-8	O-8+		
CARDIOLOGY/CARDIOVASCULAR	ARMY	5	33	14	9	0	0	0	61	
	NAVY	4	18	7	7	1	0	0	37	
	USAF	5	18	3	7	0	0	0	33	
	TOTAL	14	69	24	23	1	0	0	131	
ENDOCRINOLOGY/METABOLISM	ARMY	0	11	13	12	0	0	0	36	
	NAVY	1	3	4	6	0	0	0	14	
	USAF	0	3	3	4	0	0	0	10	
	TOTAL	1	17	20	22	0	0	0	60	
GASTROENTEROLOGY	ARMY	1	20	8	14	0	0	0	43	
	NAVY	0	16	3	2	0	0	0	21	
	USAF	0	10	1	6	0	0	0	17	
	TOTAL	1	46	12	22	0	0	0	81	
GENERAL INTERNIST	ARMY	444	142	31	56	1	1	0	675	
	NAVY	95	74	25	28	1	0	0	223	
	USAF	262	102	26	14	0	0	1	405	
	TOTAL	801	318	82	98	2	1	1	1303	

Prepared by: Washington Headquarters Services
Directorate for Information
Operations and Reports

**FORMAT 20: PAY GRADE DISTRIBUTION OF PHYSICIANS BY PRIMARY SPECIALTY
FISCAL YEAR 1988**

MEDICAL SPECIALTY	SERVICE	PAY GRADE								TOTAL
		O-3	O-4	O-5	O-6	O-7	O-8	O-9+		
HEMATOLOGY/ONCOLOGY	ARMY	0	21	14	5	0	0	0	0	40
	NAVY	1	13	10	4	0	0	0	0	28
	USAF	1	10	7	2	0	0	0	0	20
	TOTAL	2	44	31	11	0	0	0	0	88
INFECTIOUS DISEASE	ARMY	0	15	14	10	0	0	0	0	39
	NAVY	0	8	13	1	0	0	0	0	22
	USAF	1	6	3	2	0	0	0	0	12
	TOTAL	1	29	30	13	0	0	0	0	73
NEPHROLOGY	ARMY	2	17	8	1	0	0	0	0	28
	NAVY	0	7	3	2	0	0	0	0	12
	USAF	0	4	2	2	0	1	0	0	9
	TOTAL	2	28	13	5	0	1	0	0	49
PULMONARY	ARMY	2	14	8	8	0	0	0	0	32
	NAVY	0	14	7	4	0	0	0	0	25
	USAF	1	13	2	5	0	0	0	0	21
	TOTAL	3	41	17	17	0	0	0	0	78

Prepared by: Washington Headquarters Services
Directorate for Information
Operations and Reports

**FORMAT 20: PAY GRADE DISTRIBUTION OF PHYSICIANS BY PRIMARY SPECIALTY
FISCAL YEAR 1988**

MEDICAL SPECIALTY	SERVICE	PAY GRADE								TOTAL
		O-3	O-4	O-5	O-6	O-7	O-8	O-9+		
RHEUMATOLOGY	ARMY	0	11	4	4	0	0	0	0	19
	NAVY	0	0	5	2	0	0	0	0	7
	USAF	0	2	1	4	0	0	0	0	7
	TOTAL	0	13	10	10	0	0	0	0	33
TROPICAL	ARMY	0	0	0	0	0	0	0	0	0
	NAVY	0	0	1	2	0	0	0	0	3
	USAF	0	0	0	0	0	0	0	0	0
	TOTAL	0	0	1	2	0	0	0	0	3
NEUROLOGY	ARMY	28	21	10	19	0	0	0	0	78
	NAVY	13	12	9	4	0	0	0	0	38
	USAF	10	12	8	3	0	0	0	0	33
	TOTAL	51	45	27	26	0	0	0	0	149
NUCLEAR MEDICINE	ARMY	1	12	5	12	0	0	0	0	30
	NAVY	0	3	4	5	0	0	0	0	12
	USAF	0	4	2	5	0	0	0	0	11
	TOTAL	1	19	11	22	0	0	0	0	53

Prepared by: Washington Headquarters Services
Directorate for Information
Operations and Reports

**FORMAT 20: PAY GRADE DISTRIBUTION OF PHYSICIANS BY PRIMARY SPECIALTY
FISCAL YEAR 1988**

MEDICAL SPECIALTY	SERVICE	PAY GRADE								TOTAL
		O-3	O-4	O-5	O-6	O-7	O-8	O-9+		
OBSTETRICS/GYNECOLOGY	ARMY	131	87	45	32	0	0	0	0	295
	NAVY	61	73	20	17	0	0	0	1	172
	USAF	128	84	24	23	2	1	0	0	262
	TOTAL	320	244	89	72	2	1	1	1	729
OPHTHALMOLOGY	ARMY	19	27	13	19	0	0	0	0	78
	NAVY	10	42	15	15	0	0	0	0	82
	USAF	11	15	9	10	0	0	0	0	45
	TOTAL	40	84	37	44	0	0	0	0	205
ORTHOPEDIC SURGERY	ARMY	63	70	23	21	0	2	1	1	180
	NAVY	25	89	24	17	1	0	0	0	156
	USAF	21	75	11	11	0	0	0	0	118
	TOTAL	109	234	58	49	1	2	1	1	454
OTORHINOLARYNGOLOGY	ARMY	27	34	13	10	0	0	0	0	84
	NAVY	21	39	9	17	0	0	0	0	86
	USAF	15	21	11	8	0	0	0	0	55
	TOTAL	63	94	33	35	0	0	0	0	225

Prepared by: Washington Headquarters Services
Directorate for Information
Operations and Reports

**FORMAT 20: PAY GRADE DISTRIBUTION OF PHYSICIANS BY PRIMARY SPECIALTY
FISCAL YEAR 1988**

MEDICAL SPECIALTY	SERVICE	PAY GRADE								TOTAL
		O-3	O-4	O-5	O-6	O-7	O-8	O-9+		
PATHOLOGY	ARMY	56	64	55	44	0	0	0	219	
	NAVY	16	47	25	22	0	0	0	110	
	USAF	18	26	24	18	0	0	0	86	
	TOTAL	90	137	104	84	0	0	0	415	
PEDIATRICS	ARMY	185	115	50	70	0	1	0	421	
	NAVY	71	72	58	54	0	0	0	255	
	USAF	143	102	59	41	0	0	0	345	
	TOTAL	399	289	167	165	0	1	0	1021	
PHYSICAL MEDICINE	ARMY	14	10	9	7	0	0	0	40	
	NAVY	2	1	1	0	0	0	0	4	
	USAF	1	0	0	0	0	0	0	1	
	TOTAL	17	11	10	7	0	0	0	45	
PREVENTIVE MEDICINE	ARMY	7	17	10	28	1	0	0	63	
	NAVY	8	22	23	13	0	1	0	67	
	USAF	16	46	40	59	3	1	0	165	
	TOTAL	31	85	73	100	4	2	0	295	

Prepared by: Washington Headquarters Services
Directorate for Information
Operations and Reports

**FORMAT 20: PAY GRADE DISTRIBUTION OF PHYSICIANS BY PRIMARY SPECIALTY
FISCAL YEAR 1988**

MEDICAL SPECIALTY	SERVICE	PAY GRADE										TOTAL
		O-3	O-4	O-5	O-6	O-7	O-8	O-8+				
PSYCHIATRY	ARMY	94	56	41	75	2	0	0	0	0	268	
	NAVY	27	45	31	28	0	1	0	0	132		
	USAF	78	36	18	27	0	0	0	0	159		
	TOTAL	199	137	90	130	2	1	0	0	559		
RADIOLOGY	ARMY	59	79	22	27	0	0	0	0	187		
	NAVY	26	76	36	15	0	0	0	0	153		
	USAF	35	70	22	14	0	0	0	0	141		
	TOTAL	120	225	80	56	0	0	0	0	481		
SURGERY	ARMY	0	4	5	14	2	1	0	0	26		
	NAVY	0	2	6	0	0	0	0	0	8		
	USAF	0	7	3	4	0	0	0	0	14		
	TOTAL	0	13	14	18	2	1	0	0	48		
COLON/RECTAL	ARMY	0	0	0	0	0	0	0	0	0		
	NAVY	0	1	2	2	0	0	0	0	5		
	USAF	0	3	0	1	0	0	0	0	4		
	TOTAL	0	4	2	3	0	0	0	0	9		

Prepared by: Washington Headquarters Services
Directorate for Information
Operations and Reports

**FORMAT 20: PAY GRADE DISTRIBUTION OF PHYSICIANS BY PRIMARY SPECIALTY
FISCAL YEAR 1988**

MEDICAL SPECIALTY	SERVICE	PAY GRADE								TOTAL
		O-3	O-4	O-5	O-6	O-7	O-8	O-9+		
GENERAL	ARMY	230	128	37	60	2	2	0	459	
	NAVY	32	91	20	29	2	0	0	174	
	USAF	142	116	56	31	2	1	0	348	
	TOTAL	404	335	113	120	6	3	0	981	
NEUROLOGICAL	ARMY	9	11	5	7	0	0	0	32	
	NAVY	5	11	5	2	0	0	0	23	
	USAF	0	13	0	1	0	0	0	14	
	TOTAL	14	35	10	10	0	0	0	69	
ONCOLOGY	ARMY	0	0	0	0	0	0	0	0	
	NAVY	0	1	0	0	0	0	0	1	
	USAF	0	0	0	0	0	0	0	0	
	TOTAL	0	1	0	0	0	0	0	1	
PEDIATRIC	ARMY	0	0	0	0	0	0	0	0	
	NAVY	0	1	3	0	0	0	0	4	
	USAF	1	1	0	0	0	0	0	2	
	TOTAL	1	2	3	0	0	0	0	6	

Prepared by: Washington Headquarters Services
Directorate for Information
Operations and Reports

**FORMAT 20: PAY GRADE DISTRIBUTION OF PHYSICIANS BY PRIMARY SPECIALTY
FISCAL YEAR 1988**

MEDICAL SPECIALTY	SERVICE	PAY GRADE								TOTAL
		O-3	O-4	O-5	O-6	O-7	O-8	O-9+	TOTAL	
PERIPHERAL VASCULAR	ARMY	0	2	1	3	0	0	0	0	6
	NAVY	0	4	3	1	0	0	0	0	8
	USAF	0	3	2	2	0	0	0	0	7
	TOTAL	0	9	6	6	0	0	0	0	21
PLASTIC	ARMY	1	5	7	4	0	0	0	0	17
	NAVY	1	4	5	2	0	0	0	0	12
	USAF	0	6	2	1	0	0	0	0	9
	TOTAL	2	15	14	7	0	0	0	0	38
UNDERSEA MEDICINE	ARMY	0	0	0	0	0	0	0	0	0
	NAVY	63	19	9	6	0	0	0	0	97
	USAF	0	0	0	0	0	0	0	0	0
	TOTAL	63	19	9	6	0	0	0	0	97
UROLOGY	ARMY	18	24	15	22	0	0	0	0	79
	NAVY	17	25	9	7	0	0	0	0	58
	USAF	4	21	7	10	0	1	0	0	43
	TOTAL	39	70	31	39	0	1	0	0	180

Prepared by: Washington Headquarters Services
Directorate for Information
Operations and Reports

**FORMAT 20: PAY GRADE DISTRIBUTION OF PHYSICIANS BY PRIMARY SPECIALTY
FISCAL YEAR 1988**

MEDICAL SPECIALTY	SERVICE	PAY GRADE							TOTAL	
		O-3	O-4	O-5	O-6	O-7	O-8	O-8 +		
GRAND TOTALS										
	ARMY	2434	1535	631	698	8	7	1	5314	
	NAVY	1610	1283	592	431	7	5	1	3929	
	USAF	1753	1248	468	500	8	5	1	3983	
	TOTAL	5797	4066	1691	1629	23	17	3	13226	

Prepared by: Washington Headquarters Services
Directorate for Information
Operations and Reports

**FORMAT 21: PAY GRADE DISTRIBUTION OF PHYSICIANS BY DUTY SPECIALTY
FISCAL YEAR 1988**

MEDICAL SPECIALTY	SERVICE	PAY GRADE										TOTAL
		O-3	O-4	O-5	O-6	O-7	O-8	O-9+				
GME-1 (INTERNSHIP)	ARMY	351	3	1	0	0	0	0	0	0	0	355
	NAVY	254	0	0	0	0	0	0	0	0	0	254
	USAF	202	12	3	0	0	0	0	0	0	0	217
	TOTAL	807	15	4	0	0	0	0	0	0	0	826
OTHER GME	ARMY	1147	182	25	4	0	0	0	0	0	0	1358
	NAVY	383	384	60	8	0	0	0	0	0	0	835
	USAF	525	164	19	4	0	0	0	0	0	0	712
	TOTAL	2055	730	104	16	0	0	0	0	0	0	2905
ANESTHESIOLOGY	ARMY	37	42	18	6	0	0	0	0	0	0	103
	NAVY	25	65	20	9	0	0	0	0	0	0	119
	USAF	44	33	5	6	0	0	0	0	0	0	88
	TOTAL	106	140	43	21	0	0	0	0	0	0	310
AVIATION MEDICINE/AEROSPACE	ARMY	64	49	12	1	0	0	0	0	0	0	126
	NAVY	228	71	35	28	0	0	0	0	0	0	362
	USAF	179	99	56	132	1	0	0	0	0	0	467
	TOTAL	471	219	103	161	1	0	0	0	0	0	955

Prepared by: Washington Headquarters Services
Directorate for Information
Operations and Reports

**FORMAT 21: PAY GRADE DISTRIBUTION OF PHYSICIANS BY DUTY SPECIALTY
FISCAL YEAR 1988**

MEDICAL SPECIALTY	SERVICE	PAY GRADE										TOTAL
		O-3	O-4	O-5	O-6	O-7	O-8	O-8 +				
DERMATOLOGY	ARMY	5	19	15	25	0	0	0	64			
	NAVY	0	12	15	10	0	1	0	38			
	USAF	2	18	9	5	0	0	0	34			
	TOTAL	7	49	39	40	0	1	0	136			
EMERGENCY MEDICINE	ARMY	35	42	7	4	0	0	0	88			
	NAVY	5	23	8	2	0	0	0	38			
	USAF	67	25	14	2	0	0	0	108			
	TOTAL	107	90	29	8	0	0	0	234			
EXECUTIVE MEDICINE	ARMY	0	7	32	135	8	7	1	190			
	NAVY	0	1	9	70	7	4	1	92			
	USAF	0	0	1	30	7	5	1	44			
	TOTAL	0	8	42	235	22	16	3	326			
FAMILY PRACTICE	ARMY	138	130	31	13	0	0	0	312			
	NAVY	30	101	47	14	0	0	0	192			
	USAF	240	145	32	29	0	0	0	446			
	TOTAL	408	376	110	56	0	0	0	950			

Prepared by: Washington Headquarters Services
Directorate for Information
Operations and Reports

**FORMAT 21: PAY GRADE DISTRIBUTION OF PHYSICIANS BY DUTY SPECIALTY
FISCAL YEAR 1988**

MEDICAL SPECIALTY	SERVICE	PAY GRADE								TOTAL
		O-3	O-4	O-5	O-6	O-7	O-8	O-9 +		
GENERAL MEDICINE	ARMY	241	137	41	44	0	0	0	463	
	NAVY	460	86	47	23	0	0	0	616	
	USAF	110	20	13	17	0	0	0	160	
	TOTAL	811	243	101	84	0	0	0	1239	
INTERNAL MEDICINE ALLERGY/IMMUNOLOGY	ARMY	1	14	12	9	0	0	0	36	
	NAVY	0	0	0	1	0	0	0	1	
	USAF	0	11	2	8	0	0	0	21	
	TOTAL	1	25	14	18	0	0	0	58	
CARDIOLOGY/CARDIOVASCULAR	ARMY	4	38	9	10	0	0	0	61	
	NAVY	0	9	6	6	0	0	0	21	
	USAF	4	21	4	6	0	0	0	35	
	TOTAL	8	68	19	22	0	0	0	117	
ENDOCRINOLOGY/METABOLISM	ARMY	1	9	9	9	0	0	0	28	
	NAVY	0	2	4	5	0	0	0	11	
	USAF	0	4	3	3	0	0	0	10	
	TOTAL	1	15	16	17	0	0	0	49	

Prepared by: Washington Headquarters Services
Directorate for Information
Operations and Reports

**FORMAT 21: PAY GRADE DISTRIBUTION OF PHYSICIANS BY DUTY SPECIALTY
FISCAL YEAR 1988**

MEDICAL SPECIALTY	SERVICE	PAY GRADE								TOTAL
		O-3	O-4	O-5	O-6	O-7	O-8	O-9+		
GASTROENTEROLOGY	ARMY	0	21	6	10	0	0	0	37	
	NAVY	0	7	3	2	0	0	0	12	
	USAF	0	11	2	5	0	0	0	18	
	TOTAL	0	39	11	17	0	0	0	67	
GENERAL INTERNIST	ARMY	121	84	31	29	0	0	0	265	
	NAVY	52	56	24	21	0	0	0	153	
	USAF	127	52	17	15	0	0	0	211	
	TOTAL	300	192	72	65	0	0	0	629	
HEMATOLOGY/ONCOLOGY	ARMY	0	23	13	6	0	0	0	42	
	NAVY	0	8	8	3	0	0	0	19	
	USAF	0	11	7	1	0	0	0	19	
	TOTAL	0	42	28	10	0	0	0	80	
INFECTIOUS DISEASE	ARMY	0	15	16	10	0	0	0	41	
	NAVY	0	3	11	0	0	0	0	14	
	USAF	1	6	2	1	0	0	0	10	
	TOTAL	1	24	29	11	0	0	0	65	

Prepared by: Washington Headquarters Services
Directorate for Information
Operations and Reports

**FORMAT 21: PAY GRADE DISTRIBUTION OF PHYSICIANS BY DUTY SPECIALTY
FISCAL YEAR 1988**

MEDICAL SPECIALTY	SERVICE	PAY GRADE								TOTAL
		O-3	O-4	O-5	O-6	O-7	O-8	O-9+		
NEPHROLOGY	ARMY	2	17	5	1	0	0	0	25	
	NAVY	0	4	3	2	0	0	0	9	
	USAF	0	5	1	1	0	0	0	7	
	TOTAL	2	26	9	4	0	0	0	41	
PULMONARY	ARMY	1	20	5	6	0	0	0	32	
	NAVY	0	5	7	4	0	0	0	16	
	USAF	1	15	1	3	0	0	0	20	
	TOTAL	2	40	13	13	0	0	0	68	
RHEUMATOLOGY	ARMY	0	13	2	3	0	0	0	18	
	NAVY	0	0	3	2	0	0	0	5	
	USAF	0	4	2	2	0	0	0	8	
	TOTAL	0	17	7	7	0	0	0	31	
TROPICAL	ARMY	0	0	0	0	0	0	0	0	
	NAVY	0	0	0	1	0	0	0	1	
	USAF	0	0	0	0	0	0	0	0	
	TOTAL	0	0	0	1	0	0	0	1	

Prepared by: Washington Headquarters Services
Directorate for Information
Operations and Reports

**FORMAT 21: PAY GRADE DISTRIBUTION OF PHYSICIANS BY DUTY SPECIALTY
FISCAL YEAR 1988**

MEDICAL SPECIALTY	SERVICE	PAY GRADE								TOTAL
		O-3	O-4	O-5	O-6	O-7	O-8	O-9 +		
NEUROLOGY	ARMY	9	21	8	14	0	0	0	52	
	NAVY	9	10	8	3	0	0	0	30	
	USAF	6	12	9	3	0	0	0	30	
	TOTAL	24	43	25	20	0	0	0	112	
NUCLEAR MEDICINE	ARMY	0	7	5	8	0	0	0	20	
	NAVY	9	2	4	4	0	0	0	10	
	USAF	0	3	2	2	0	0	0	7	
	TOTAL	0	12	11	14	0	0	0	37	
OBSTETRICS/GYNECOLOGY	ARMY	42	72	37	23	0	0	0	174	
	NAVY	18	53	20	15	0	0	0	106	
	USAF	52	75	24	19	0	0	0	170	
	TOTAL	112	200	81	57	0	0	0	450	
OPHTHALMOLOGY	ARMY	6	32	13	18	0	0	0	69	
	NAVY	0	31	12	10	0	0	0	53	
	USAF	10	15	9	8	0	0	0	42	
	TOTAL	16	78	34	36	0	0	0	164	

Prepared by: Washington Headquarters Services
Directorate for Information
Operations and Reports

**FORMAT 21: PAY GRADE DISTRIBUTION OF PHYSICIANS BY DUTY SPECIALTY
FISCAL YEAR 1988**

MEDICAL SPECIALTY	SERVICE	PAY GRADE										TOTAL	
		0-3	0-4	0-5	0-6	0-7	0-8	0-8+	0-8+	0-8+	0-8+		
ORTHOPEDIC SURGERY	ARMY	16	86	24	20	0	0	0	0	0	0	0	146
	NAVY	5	56	20	14	0	0	0	0	0	0	0	95
	USAF	11	68	12	10	0	0	0	0	0	0	0	101
	TOTAL	32	210	56	44	0	0	0	0	0	0	0	342
OTORHINOLARYNGOLOGY	ARMY	10	30	9	7	0	0	0	0	0	0	0	56
	NAVY	1	22	9	13	0	0	0	0	0	0	0	45
	USAF	6	19	9	7	0	0	0	0	0	0	0	41
	TOTAL	17	71	27	27	0	0	0	0	0	0	0	142
PATHOLOGY	ARMY	22	54	52	38	0	0	0	0	0	0	0	166
	NAVY	7	31	22	21	0	0	0	0	0	0	0	81
	USAF	14	24	25	16	0	0	0	0	0	0	0	79
	TOTAL	43	109	99	75	0	0	0	0	0	0	0	326
PEDIATRICS	ARMY	80	83	46	52	0	0	0	0	0	0	0	261
	NAVY	37	56	55	46	0	0	0	0	0	0	0	194
	USAF	82	88	50	34	0	0	0	0	0	0	0	254
	TOTAL	199	227	151	132	0	0	0	0	0	0	0	709

Prepared by: Washington Headquarters Services
Directorate for Information
Operations and Reports

**FORMAT 21: PAY GRADE DISTRIBUTION OF PHYSICIANS BY DUTY SPECIALTY
FISCAL YEAR 1988**

MEDICAL SPECIALTY	SERVICE	PAY GRADE										TOTAL	
		O-3	O-4	O-5	O-6	O-7	O-8	O-9+	O-9+	O-9+	O-9+		
PHYSICAL MEDICINE	ARMY	4	7	7	5	0	0	0	0	0	0	0	23
	NAVY	2	1	1	0	0	0	0	0	0	0	0	4
	USAF	1	0	0	0	0	0	0	0	0	0	0	1
	TOTAL	7	8	8	5	0	0	0	0	0	0	0	28
PREVENTIVE MEDICINE	ARMY	10	24	15	19	0	0	0	0	0	0	0	68
	NAVY	3	13	15	9	0	0	0	0	0	0	0	40
	USAF	9	42	32	46	0	0	0	0	0	0	0	129
	TOTAL	22	79	62	74	0	0	0	0	0	0	0	237
PSYCHIATRY	ARMY	22	48	37	68	0	0	0	0	0	0	0	175
	NAVY	8	28	25	25	0	0	0	0	0	0	0	86
	USAF	23	35	16	25	0	0	0	0	0	0	0	99
	TOTAL	53	111	78	118	0	0	0	0	0	0	0	360
RADIOLOGY	ARMY	17	81	25	22	0	0	0	0	0	0	0	145
	NAVY	7	32	33	15	0	0	0	0	0	0	0	87
	USAF	10	62	22	16	0	0	0	0	0	0	0	110
	TOTAL	34	175	80	53	0	0	0	0	0	0	0	342

Prepared by: Washington Headquarters Services
Directorate for Information
Operations and Reports

**FORMAT 21: PAY GRADE DISTRIBUTION OF PHYSICIANS BY DUTY SPECIALTY
FISCAL YEAR 1988**

MEDICAL SPECIALTY	SERVICE	PAY GRADE								TOTAL
		O-3	O-4	O-5	O-6	O-7	O-8	O-8 +		
SURGERY CARDIAC/THORACIC	ARMY	0	6	8	8	0	0	0	0	22
	NAVY	0	2	6	0	0	0	0	0	8
	USAF	0	8	2	4	0	0	0	0	14
	TOTAL	0	16	16	12	0	0	0	0	44
COLON/RECTAL	ARMY	0	0	0	0	0	0	0	0	0
	NAVY	0	0	2	2	0	0	0	0	4
	USAF	0	4	0	0	0	0	0	0	4
	TOTAL	0	4	2	2	0	0	0	0	8
GENERAL	ARMY	39	78	27	40	0	0	0	0	184
	NAVY	9	60	19	28	0	0	0	0	116
	USAF	25	93	52	26	0	0	0	0	196
	TOTAL	73	231	98	94	0	0	0	0	496
NEUROLOGICAL	ARMY	4	12	5	6	0	0	0	0	27
	NAVY	1	7	4	2	0	0	0	0	14
	USAF	0	11	0	1	0	0	0	0	12
	TOTAL	5	30	9	9	0	0	0	0	53

Prepared by: Washington Headquarters Services
Directorate for Information
Operations and Reports

**FORMAT 21: PAY GRADE DISTRIBUTION OF PHYSICIANS BY DUTY SPECIALTY
FISCAL YEAR 1988**

MEDICAL SPECIALTY	SERVICE	PAY GRADE								TOTAL
		0-3	0-4	0-5	0-6	0-7	0-8	0-9+		
ONCOLOGY	ARMY	0	0	0	0	0	0	0	0	0
	NAVY	0	0	0	0	0	0	0	0	0
	USAF	0	0	0	0	0	0	0	0	0
	TOTAL	0	0	0	0	0	0	0	0	0
PEDIATRIC	ARMY	0	0	0	0	0	0	0	0	0
	NAVY	0	0	3	0	0	0	0	0	3
	USAF	0	2	0	0	0	0	0	0	2
	TOTAL	0	2	3	0	0	0	0	0	5
PERIPHERAL VASCULAR	ARMY	0	2	2	3	0	0	0	0	7
	NAVY	0	4	3	1	0	0	0	0	8
	USAF	0	4	3	1	0	0	0	0	8
	TOTAL	0	10	8	5	0	0	0	0	23
PLASTIC	ARMY	1	2	7	7	0	0	0	0	17
	NAVY	1	2	5	2	0	0	0	0	10
	USAF	0	4	2	2	0	0	0	0	8
	TOTAL	2	8	14	11	0	0	0	0	35

Prepared by: Washington Headquarters Services
Directorate for Information
Operations and Reports

**FORMAT 21: PAY GRADE DISTRIBUTION OF PHYSICIANS BY DUTY SPECIALTY
FISCAL YEAR 1988**

MEDICAL SPECIALTY	SERVICE	PAY GRADE										TOTAL
		0-3	0-4	0-5	0-6	0-7	0-8	0-8+				
UNDERSEA MEDICINE	ARMY	0	0	0	0	0	0	0	0	0	0	0
	NAVY	63	18	8	5	0	0	0	0	0	0	94
	USAF	0	0	0	0	0	0	0	0	0	0	0
	TOTAL	63	18	8	5	0	0	0	0	0	0	94
UROLOGY	ARMY	4	25	14	15	0	0	0	0	0	0	58
	NAVY	2	18	8	5	0	0	0	0	0	0	33
	USAF	2	23	6	10	0	0	0	0	0	0	41
	TOTAL	8	66	28	30	0	0	0	0	0	0	132
GRAND TOTALS	ARMY	2434	1535	631	698	8	7	1	1	1	1	5314
	NAVY	1610	1283	592	431	7	5	1	1	1	1	3929
	USAF	1753	1248	468	500	8	5	1	1	1	1	3983
	TOTAL	5797	4066	1691	1629	23	17	3	3	3	3	13226

Prepared by: Washington Headquarters Services
Directorate for Information
Operations and Reports

FORMAT 22: FOREIGN MEDICAL GRADUATE (FMG) PHYSICIANS CURRENTLY ON ACTIVE DUTY BY CITIZENSHIP - FISCAL YEAR 1988

PAY GRADE	SERVICE	TOTAL FMGs ON ACTIVE DUTY				TOTAL FMGs
		NUMBER OF ALIENS	NUMBER OF U.S. CITIZENS		TOTAL	
			NATIVE	NATURALIZED		
0-3	ARMY	1	5	21	27	
	NAVY	0	2	2	4	
	USAF	4	30	6	40	
	TOTAL	5	37	29	71	
0-4	ARMY	14	18	90	122	
	NAVY	0	21	16	37	
	USAF	8	35	37	80	
	TOTAL	22	74	143	239	
0-5	ARMY	15	14	126	155	
	NAVY	11	18	66	95	
	USAF	5	23	114	142	
	TOTAL	31	55	306	392	
0-6	ARMY	6	28	119	153	
	NAVY	1	13	30	44	
	USAF	2	11	53	66	
	TOTAL	9	52	202	263	

Prepared by: Washington Headquarters Services
Directorate for Information Operations and Reports

FORMAT 22: FOREIGN MEDICAL GRADUATE (FMG) PHYSICIANS CURRENTLY ON ACTIVE DUTY BY CITIZENSHIP - FISCAL YEAR 1988

		TOTAL FMGs ON ACTIVE DUTY				TOTAL FMGs
PAY GRADE	SERVICE	NUMBER OF U.S. CITIZENS		NUMBER OF ALIENS	TOTAL	
		NATIVE	NATURALIZED			
0-7 OR ABOVE	ARMY	0	0	0	0	
	NAVY	0	0	0	0	
	USAF	0	0	0	0	
	TOTAL	0	0	0	0	
GRAND TOTALS	ARMY	65	356	36	457	
	NAVY	54	114	12	180	
	USAF	99	210	19	328	
	TOTAL	218	680	67	965	

Prepared by: Washington Headquarters Services
Directorate for Information Operations and Reports

**FORMAT 23: PHYSICIANS IN ADMINISTRATIVE AND MANAGEMENT POSITIONS
FISCAL YEAR 1988**

MEDICAL SPECIALTY	SERVICE	NUMBER OF PHYSICIANS
ANESTHESIOLOGY	ARMY	1
	NAVY	4
	USAF	1
	TOTAL	6
AVIATION MEDICINE/AEROSPACE	ARMY	11
	NAVY	12
	USAF	16
	TOTAL	39
DERMATOLOGY	ARMY	1
	NAVY	1
	USAF	4
	TOTAL	6
EMERGENCY MEDICINE	ARMY	2
	NAVY	1
	USAF	1
	TOTAL	4

Prepared by: Washington Headquarters Services
Directorate for Information
Operations and Reports

**FORMAT 23: PHYSICIANS IN ADMINISTRATIVE AND MANAGEMENT POSITIONS
FISCAL YEAR 1988**

MEDICAL SPECIALTY	SERVICE	NUMBER OF PHYSICIANS
FAMILY PRACTICE	ARMY NAVY USAF TOTAL	15 11 20 46
GENERAL MEDICINE	ARMY NAVY USAF TOTAL	1 8 2 11
INTERNAL MEDICINE		
ALLERGY/IMMUNOLOGY		
CARDIOLOGY/CARDIOVASCULAR	ARMY NAVY USAF TOTAL	0 0 4 4
	ARMY NAVY USAF TOTAL	0 2 0 2

Prepared by: Washington Headquarters Services
Directorate for Information
Operations and Reports

**FORMAT 23: PHYSICIANS IN ADMINISTRATIVE AND MANAGEMENT POSITIONS
FISCAL YEAR 1988**

MEDICAL SPECIALTY	SERVICE	NUMBER OF PHYSICIANS
ENDOCRINOLOGY/METABOLISM	ARMY	0
	NAVY	1
	USAF	0
	TOTAL	1
GASTROENTEROLOGY	ARMY	2
	NAVY	0
	USAF	0
	TOTAL	2
GENERAL INTERNIST	ARMY	11
	NAVY	8
	USAF	7
	TOTAL	26
HEMATOLOGY/ONCOLOGY	ARMY	0
	NAVY	1
	USAF	1
	TOTAL	2

Prepared by: Washington Headquarters Services
Directorate for Information
Operations and Reports

**FORMAT 23: PHYSICIANS IN ADMINISTRATIVE AND MANAGEMENT POSITIONS
FISCAL YEAR 1988**

MEDICAL SPECIALTY	SERVICE	NUMBER OF PHYSICIANS
INFECTIOUS DISEASE	ARMY	1
	NAVY	1
	USAF	0
	TOTAL	2
NEPHROLOGY	ARMY	0
	NAVY	0
	USAF	1
	TOTAL	1
PULMONARY	ARMY	1
	NAVY	0
	USAF	0
	TOTAL	1
RHEUMATOLOGY	ARMY	0
	NAVY	0
	USAF	1
	TOTAL	1

Prepared by: Washington Headquarters Services
Directorate for Information
Operations and Reports

**FORMAT 23: PHYSICIANS IN ADMINISTRATIVE AND MANAGEMENT POSITIONS
FISCAL YEAR 1988**

MEDICAL SPECIALTY	SERVICE	NUMBER OF PHYSICIANS
TROPICAL	ARMY	0
	NAVY	2
	USAF	0
	TOTAL	2
NEUROLOGY	ARMY	3
	NAVY	0
	USAF	0
	TOTAL	3
NUCLEAR MEDICINE	ARMY	1
	NAVY	1
	USAF	0
	TOTAL	2
OBSTETRICS/GYNECOLOGY	ARMY	0
	NAVY	3
	USAF	9
	TOTAL	12

Prepared by Washington Headquarters Services
Directorate for Information
Operations and Reports

**FORMAT 23: PHYSICIANS IN ADMINISTRATIVE AND MANAGEMENT POSITIONS
FISCAL YEAR 1988**

MEDICAL SPECIALTY	SERVICE	NUMBER OF PHYSICIANS
OPHTHALMOLOGY	ARMY	1
	NAVY	5
	USAF	0
	TOTAL	6
ORTHOPEDIC SURGERY	ARMY	4
	NAVY	4
	USAF	1
	TOTAL	9
OTORHINOLARYNGOLOGY	ARMY	2
	NAVY	2
	USAF	0
	TOTAL	4
PATHOLOGY	ARMY	4
	NAVY	0
	USAF	2
	TOTAL	6

Prepared by: Washington Headquarters Services
Directorate for Information
Operations and Reports

**FORMAT 23: PHYSICIANS IN ADMINISTRATIVE AND MANAGEMENT POSITIONS
FISCAL YEAR 1988**

MEDICAL SPECIALTY	SERVICE	NUMBER OF PHYSICIANS
PEDIATRICS	ARMY	7
	NAVY	8
	USAF	11
	TOTAL	26
PHYSICAL MEDICINE	ARMY	0
	NAVY	0
	USAF	0
	TOTAL	0
PREVENTIVE MEDICINE	ARMY	9
	NAVY	5
	USAF	29
	TOTAL	43
PSYCHIATRY	ARMY	5
	NAVY	5
	USAF	3
	TOTAL	13

Prepared by Washington Headquarters Services
Directorate for Information
Operations and Reports

**FORMAT 23: PHYSICIANS IN ADMINISTRATIVE AND MANAGEMENT POSITIONS
FISCAL YEAR 1988**

MEDICAL SPECIALTY	SERVICE	NUMBER OF PHYSICIANS
RADIOLOGY	ARMY NAVY USAF TOTAL	0 0 0 0
SURGERY		
CARDIAC/THORACIC	ARMY NAVY USAF TOTAL	4 0 0 4
COLON/RECTAL		
GENERAL	ARMY NAVY USAF TOTAL	0 0 0 0
	ARMY NAVY USAF TOTAL	13 3 11 27

Prepared by: Washington Headquarters Services
Directorate for Information
Operations and Reports

**FORMAT 23: PHYSICIANS IN ADMINISTRATIVE AND MANAGEMENT POSITIONS
FISCAL YEAR 1988**

MEDICAL SPECIALTY	SERVICE	NUMBER OF PHYSICIANS
NEUROLOGICAL	ARMY	1
	NAVY	0
	USAF	0
	TOTAL	1
ONCOLOGY	ARMY	0
	NAVY	0
	USAF	0
	TOTAL	0
PEDIATRIC	ARMY	0
	NAVY	0
	USAF	0
	TOTAL	0
PERIPHERAL VASCULAR	ARMY	0
	NAVY	0
	USAF	1
	TOTAL	1

Prepared by: Washington Headquarters Services
Directorate for Information
Operations and Reports

**FORMAT 23: PHYSICIANS IN ADMINISTRATIVE AND MANAGEMENT POSITIONS
FISCAL YEAR 1988**

MEDICAL SPECIALTY	SERVICE	NUMBER OF PHYSICIANS
PLASTIC	ARMY	0
	NAVY	0
	USAF	0
	TOTAL	0
UNDERSEA MEDICINE	ARMY	0
	NAVY	2
	USAF	0
	TOTAL	2
UROLOGY	ARMY	1
	NAVY	2
	USAF	2
	TOTAL	5
GRAND TOTALS	ARMY	101
	NAVY	92
	USAF	127
	TOTAL	320

Prepared by: Washington Headquarters Services
Directorate for Information
Operations and Reports

**FORMAT 24: PHYSICIANS IN NON-ADMINISTRATIVE AND NON-PATIENT CARE POSITIONS
FISCAL YEAR 1988**

MEDICAL SPECIALTY	SERVICE	NUMBER OF PHYSICIANS
ANESTHESIOLOGY	ARMY	3
	NAVY	1
	USAF	1
	TOTAL	5
AVIATION MEDICINE/AEROSPACE	ARMY	7
	NAVY	3
	USAF	16
	TOTAL	26
DERMATOLOGY	ARMY	4
	NAVY	0
	USAF	0
	TOTAL	4
EMERGENCY MEDICINE	ARMY	0
	NAVY	2
	USAF	1
	TOTAL	3

Prepared by: Washington Headquarters Services
Directorate for Information
Operations and Reports

**FORMAT 24: PHYSICIANS IN NON-ADMINISTRATIVE AND NON-PATIENT CARE POSITIONS
FISCAL YEAR 1988**

MEDICAL SPECIALTY	SERVICE	NUMBER OF PHYSICIANS
FAMILY PRACTICE	ARMY	9
	NAVY	2
	USAF	14
	TOTAL	25
GENERAL MEDICINE	ARMY	6
	NAVY	23
	USAF	3
	TOTAL	32
INTERNAL MEDICINE	ARMY	4
	NAVY	1
	USAF	0
	TOTAL	5
ALLERGY/IMMUNOLOGY	ARMY	1
	NAVY	1
	USAF	0
	TOTAL	2
CARDIOLOGY/CARDIOVASCULAR	ARMY	1
	NAVY	1
	USAF	0
	TOTAL	2

Prepared by: Washington Headquarters Services
Directorate for Information
Operations and Reports

**FORMAT 24: PHYSICIANS IN NON-ADMINISTRATIVE AND NON-PATIENT CARE POSITIONS
FISCAL YEAR 1988**

MEDICAL SPECIALTY	SERVICE	NUMBER OF PHYSICIANS
ENDOCRINOLOGY/METABOLISM	ARMY	6
	NAVY	3
	USAF	1
	TOTAL	10
GASTROENTEROLOGY	ARMY	5
	NAVY	0
	USAF	0
	TOTAL	5
GENERAL INTERNIST	ARMY	21
	NAVY	8
	USAF	11
	TOTAL	40
HEMATOLOGY/ONCOLOGY	ARMY	5
	NAVY	2
	USAF	1
	TOTAL	8

Prepared by: Washington Headquarters Services
Directorate for Information
Operations and Reports

**FORMAT 24: PHYSICIANS IN NON-ADMINISTRATIVE AND NON-PATIENT CARE POSITIONS
FISCAL YEAR 1988**

MEDICAL SPECIALTY	SERVICE	NUMBER OF PHYSICIANS
INFECTIOUS DISEASE	ARMY	19
	NAVY	4
	USAF	1
	TOTAL	24
NEPHROLOGY	ARMY	4
	NAVY	0
	USAF	1
	TOTAL	5
PULMONARY	ARMY	2
	NAVY	0
	USAF	1
	TOTAL	3
RHEUMATOLOGY	ARMY	0
	NAVY	0
	USAF	0
	TOTAL	0

Prepared by: Washington Headquarters Services
Directorate for Information
Operations and Reports

**FORMAT 24: PHYSICIANS IN NON-ADMINISTRATIVE AND NON-PATIENT CARE POSITIONS
FISCAL YEAR 1988**

MEDICAL SPECIALTY	SERVICE	NUMBER OF PHYSICIANS
TROPICAL	ARMY NAVY USAF TOTAL	0 1 0 1
NEUROLOGY	ARMY NAVY USAF TOTAL	4 2 2 8
NUCLEAR MEDICINE	ARMY NAVY USAF TOTAL	0 0 0 0
OBSTETRICS/GYNECOLOGY	ARMY NAVY USAF TOTAL	1 1 3 5

Prepared by: Washington Headquarters Services
Directorate for Information
Operations and Reports

**FORMAT 24: PHYSICIANS IN NON-ADMINISTRATIVE AND NON-PATIENT CARE POSITIONS
FISCAL YEAR 1988**

MEDICAL SPECIALTY	SERVICE	NUMBER OF PHYSICIANS
OPHTHALMOLOGY	ARMY	0
	NAVY	0
	USAF	3
	TOTAL	3
ORTHOPEDIC SURGERY	ARMY	2
	NAVY	1
	USAF	2
	TOTAL	5
OTORRHINOLARYNGOLOGY	ARMY	0
	NAVY	0
	USAF	1
	TOTAL	1
PATHOLOGY	ARMY	34
	NAVY	3
	USAF	1
	TOTAL	38

Prepared by: Washington Headquarters Services
Directorate for Information
Operations and Reports

**FORMAT 24: PHYSICIANS IN NON-ADMINISTRATIVE AND NON-PATIENT CARE POSITIONS
FISCAL YEAR 1988**

MEDICAL SPECIALTY	SERVICE	NUMBER OF PHYSICIANS
PEDIATRICS	ARMY	13
	NAVY	7
	USAF	6
	TOTAL	26
PHYSICAL MEDICINE	ARMY	0
	NAVY	0
	USAF	0
	TOTAL	0
PREVENTIVE MEDICINE	ARMY	10
	NAVY	5
	USAF	52
	TOTAL	67
PSYCHIATRY	ARMY	9
	NAVY	3
	USAF	7
	TOTAL	19

Prepared by: Washington Headquarters Services
Directorate for Information
Operations and Reports

**FORMAT 24: PHYSICIANS IN NON-ADMINISTRATIVE AND NON-PATIENT CARE POSITIONS
FISCAL YEAR 1988**

MEDICAL SPECIALTY	SERVICE	NUMBER OF PHYSICIANS
RADIOLOGY	ARMY NAVY USAF TOTAL	1 1 2 4
SURGERY	ARMY NAVY USAF TOTAL	2 0 0 2
CARDIAC/THORACIC	ARMY NAVY USAF TOTAL	0 0 0 0
COLON/RECTAL	ARMY NAVY USAF TOTAL	0 0 0 0
GENERAL	ARMY NAVY USAF TOTAL	9 2 4 15

Prepared by: Washington Headquarters Services
Directorate for Information
Operations and Reports

**FORMAT 24: PHYSICIANS IN NON-ADMINISTRATIVE AND NON-PATIENT CARE POSITIONS
FISCAL YEAR 1988**

MEDICAL SPECIALTY	SERVICE	NUMBER OF PHYSICIANS
NEUROLOGICAL	ARMY	0
	NAVY	1
	USAF	0
	TOTAL	1
ONCOLOGY	ARMY	0
	NAVY	0
	USAF	0
	TOTAL	0
PEDIATRIC	ARMY	0
	NAVY	0
	USAF	0
	TOTAL	0
PERIPHERAL VASCULAR	ARMY	0
	NAVY	0
	USAF	0
	TOTAL	0

Prepared by: Washington Headquarters Services
Directorate for Information
Operations and Reports

**FORMAT 24: PHYSICIANS IN NON-ADMINISTRATIVE AND NON-PATIENT CARE POSITIONS
FISCAL YEAR 1988**

MEDICAL SPECIALTY	SERVICE	NUMBER OF PHYSICIANS
PLASTIC	ARMY	0
	NAVY	0
	USAF	0
	TOTAL	0
UNDERSEA MEDICINE	ARMY	0
	NAVY	7
	USAF	0
	TOTAL	7
UROLOGY	ARMY	0
	NAVY	0
	USAF	0
	TOTAL	0
GRAND TOTALS	ARMY	181
	NAVY	84
	USAF	134
	TOTAL	399

Prepared by: Washington Headquarters Services
Directorate for Information
Operations and Reports

**FORMAT 25: DENTIST REQUIREMENTS, AUTHORIZATIONS, AND END STRENGTHS
FISCAL YEAR 1988**

MEDICAL SPECIALTY	SERVICE	SERVICE REQUIREMENT	BUDGET AUTHORIZATION	END STRENGTH	
				DUTY	PRIMARY
GRADUATE DENTAL EDUCATION	ARMY		170	157	XXX
	NAVY		105	104	XXX
	USAF		161	154	XXX
	TOTAL		436	415	XXX
EXECUTIVE DENTISTRY	ARMY		72	83	XXX
	NAVY		78	69	XXX
	USAF		22	21	XXX
	TOTAL		172	173	XXX
ENDODONTICS	ARMY		44	54	61
	NAVY		61	49	67
	USAF		52	46	41
	TOTAL		157	149	169
ORAL PATHOLOGY/DIAGNOSIS	ARMY		15	12	16
	NAVY		23	27	32
	USAF		7	10	11
	TOTAL		45	49	59

SEE PAGE 2
FOR NOTE ON
SERVICE
REQUIREMENTS

Prepared by: Washington Headquarters Services
Directorate for Information
Operations and Reports

**FORMAT 25: DENTIST REQUIREMENTS, AUTHORIZATIONS, AND END STRENGTHS
FISCAL YEAR 1988**

MEDICAL SPECIALTY	SERVICE	SERVICE REQUIREMENT	BUDGET AUTHORIZATION	END STRENGTH	
				DUTY	PRIMARY
ORAL MAXILLOFACIAL SURGERY	ARMY		59	69	72
	NAVY		76	91	123
	USAF		83	74	74
	TOTAL		218	234	269
ORTHODONTICS	ARMY		46	50	55
	NAVY		10	12	15
	USAF		37	33	35
	TOTAL		93	95	105
PEDODONTICS	ARMY		50	48	51
	NAVY		0	9	9
	USAF		17	15	14
	TOTAL		67	72	74
PERIODONTICS	ARMY		52	63	67
	NAVY		68	58	79
	USAF		96	83	81
	TOTAL		216	204	227

SEE PAGE 2
FOR NOTE ON
SERVICE
REQUIREMENTS

Prepared by: Washington Headquarters Services
Directorate for Information
Operations and Reports

**FORMAT 25: DENTIST REQUIREMENTS, AUTHORIZATIONS, AND END STRENGTHS
FISCAL YEAR 1988**

MEDICAL SPECIALTY	SERVICE	SERVICE REQUIREMENT	BUDGET AUTHORIZATION	END STRENGTH	
				DUTY	PRIMARY
PUBLIC HEALTH DENTISTRY	ARMY		5	6	7
	NAVY		11	11	13
	USAF		0	0	0
	TOTAL		16	17	20
PROSTHODONTICS	ARMY		124	123	141
	NAVY		99	77	97
	USAF		119	100	92
	TOTAL		342	300	330
COMPREHENSIVE/OPERATIVE DENTISTRY	ARMY		315	221	259
	NAVY		75	84	108
	USAF		224	95	130
	TOTAL		614	400	497
GENERAL DENTISTRY	ARMY		730	754	911
	NAVY		1096	1088	1136
	USAF		701	877	1030
	TOTAL		2527	2719	3077

SEE PAGE 2
FOR NOTE ON
SERVICE
REQUIREMENTS

Prepared by: Washington Headquarters Services
Directorate for Information
Operations and Reports

**FORMAT 25: DENTIST REQUIREMENTS, AUTHORIZATIONS, AND END STRENGTHS
FISCAL YEAR 1988**

MEDICAL SPECIALTY	SERVICE	SERVICE REQUIREMENT	BUDGET AUTHORIZATION	END STRENGTH	
				DUTY	PRIMARY
GRAND TOTALS	ARMY		1682	1640	1640
	NAVY		1702	1679	1679
	USAF		1519	1508	1508
	TOTAL		4903	4827	4827
		SEE PAGE 2 FOR NOTE ON SERVICE REQUIREMENTS			

Prepared by: Washington Headquarters Services
Directorate for Information
Operations and Reports

**FORMAT 26: DENTIST DUTY SPECIALTIES BY YEARS OF SERVICE
FISCAL YEAR 1988**

SPECIALTY	TOTAL ACTIVE FEDERAL SERVICE BY YEAR OF SERVICE GROUPS																	
	AT LEAST ----- LESS THAN	1	2	3	4	5	6	7	8	9	10	11	12	13	14	15	16	
GRADUATE DENTAL EDUCATION	-	0	0	0	0	6	12	21	22	23	17	14	8	1				
	32	1	0	1	3	9	20	14	12	6	7	2	2	3	1			
	21	0	0	0	8	11	20	14	14	8	10	6	4	2	3			
	48	1	0	0	11	26	52	49	48	37	34	22	14	6	5			
EXECUTIVE DENTISTRY	101	2	0	1	11													
	0	0	0	0	0	0	0	0	0	0	0	1	1	5	1			
	0	0	0	0	0	0	1	0	0	0	0	0	0	3	0			
	0	0	0	0	0	0	0	0	0	0	0	0	0	0	0			
ENDODONTICS	0	0	0	0	0	0	0	0	0	0	0	1	5	2	10			
	0	0	0	0	0	0	0	2	3	0	4	2	6	4	1			
	0	0	0	0	1	1	0	1	4	1	3	0	2	6	8			
	0	0	0	0	1	2	0	3	7	2	10	6	13	12	19			
ORAL PATHOLOGY/DIAGNOSIS	0	0	0	0	0	0	0	0	0	0	0	4	0	1	1			
	0	1	0	0	0	0	0	0	1	0	0	0	0	1	1			
	0	0	0	0	0	0	0	0	3	0	1	2	2	3	1			
	0	0	0	0	1	0	0	0	0	1	1	1	2	1	0			
TOTAL	0	1	0	0	1	0	0	0	4	1	2	4	5	2	2			

Prepared by: Washington Headquarters Services
Directorate for Information
Operations and Reports

**FORMAT 26: DENTIST DUTY SPECIALTIES BY YEARS OF SERVICE
FISCAL YEAR 1988**

SPECIALTY	TOTAL ACTIVE FEDERAL SERVICE BY YEAR OF SERVICE GROUPS														TOTAL								
	AT LEAST ----- LESS THAN	18	17	16	15	14	13	12	11	10	9	8	7	6		5	4	3	2	1	0	+	
GRADUATE DENTAL EDUCATION	ARMY	0	0	0	0	0	0	0	0	0	0	0	0	0	0	0	0	0	0	0	0	0	157
	NAVY	1	0	0	0	0	0	0	0	0	0	0	0	0	0	0	0	0	0	0	0	0	104
	USAF	1	0	1	0	0	0	0	0	0	0	0	0	0	0	0	0	0	0	0	0	0	154
	TOTAL	2	0	1	0	0	0	0	0	0	0	0	0	0	0	0	0	0	0	0	0	0	415
EXECUTIVE DENTISTRY	ARMY	6	9	8	3	7	4	2	6	3	6	8	1	2	3	2	3	1	2	3	2	2	83
	NAVY	4	2	4	3	4	3	4	7	4	5	3	11	6	1	3	1	1	1	3	3	3	69
	USAF	1	0	2	1	2	0	4	1	1	2	2	2	0	2	0	0	0	2	0	0	0	21
	TOTAL	11	11	14	7	13	7	10	14	14	8	13	13	13	6	5	4	2	3	6	5	5	173
ENDODONTICS	ARMY	5	6	2	6	2	0	0	1	1	0	0	1	0	0	0	0	1	0	0	0	0	54
	NAVY	6	3	3	2	1	0	1	1	2	1	1	2	0	1	0	1	2	0	1	0	0	49
	USAF	5	5	2	2	1	1	0	0	0	0	0	1	0	0	0	0	1	0	0	0	0	46
	TOTAL	16	14	7	10	4	1	1	2	2	3	1	2	1	1	0	1	4	0	1	0	0	149
ORAL PATHOLOGY/DIAGNOSIS	ARMY	0	2	1	0	0	1	0	0	0	1	1	0	0	0	0	0	1	0	1	0	0	12
	NAVY	5	1	2	0	0	0	1	1	2	1	1	0	1	0	0	1	0	1	0	0	0	27
	USAF	0	0	0	0	0	0	1	0	0	1	0	0	0	0	0	0	0	0	0	0	0	10
	TOTAL	5	3	3	0	0	1	2	1	1	3	2	0	1	0	0	1	1	1	1	0	0	49

Prepared by: Washington Headquarters Services
Directorate for Information
Operations and Reports

**FORMAT 26: DENTIST DUTY SPECIALTIES BY YEARS OF SERVICE
FISCAL YEAR 1988**

SPECIALTY		TOTAL ACTIVE FEDERAL SERVICE BY YEAR OF SERVICE GROUPS															
		AT LEAST LESS THAN	1	2	3	4	5	6	7	8	9	10	11	12	13	14	15
ORAL MAXILLOFACIAL SURGERY	ARMY	0	0	0	0	0	1	0	1	0	0	3	10	3	6	9	7
	NAVY	3	0	1	1	0	1	1	2	4	6	7	3	1	6	7	5
	USAF	0	1	1	0	0	3	3	3	4	7	7	3	9	7	1	1
	TOTAL	3	1	2	1	0	2	4	6	8	13	17	16	13	19	17	13
ORTHODONTICS	ARMY	0	0	0	0	0	1	1	1	0	4	5	7	1	5	3	4
	NAVY	0	0	0	0	0	0	0	0	2	1	2	0	1	2	0	0
	USAF	0	0	0	1	1	0	2	2	3	4	2	3	3	0	1	1
	TOTAL	0	0	0	1	1	0	3	3	5	9	9	10	5	7	4	5
PEDODONTICS	ARMY	0	0	0	0	0	1	2	2	2	2	5	5	2	3	5	4
	NAVY	0	0	2	1	1	1	1	0	0	0	2	0	0	0	1	0
	USAF	0	1	0	1	0	0	2	0	3	2	1	0	0	1	0	1
	TOTAL	0	1	2	2	1	0	4	2	5	4	8	5	2	4	6	5
PERIODONTICS	ARMY	0	0	0	0	0	0	0	0	1	3	5	3	5	5	6	7
	NAVY	3	0	0	0	0	1	1	3	3	4	3	7	0	2	5	5
	USAF	0	2	1	0	3	4	5	2	6	4	9	8	3	4	2	4
	TOTAL	3	2	1	0	3	5	6	5	10	11	17	18	8	11	13	16

Prepared by: Washington Headquarters Services
Directorate for Information
Operations and Reports

**FORMAT 26: DENTIST DUTY SPECIALTIES BY YEARS OF SERVICE
FISCAL YEAR 1988**

SPECIALTY	TOTAL ACTIVE FEDERAL SERVICE BY YEAR OF SERVICE GROUPS														TOTAL		
	AT LEAST ----- LESS THAN	16 17	17 18	18 19	19 20	20 21	21 22	22 23	23 24	24 25	25 26	26 27	27 28	28 29		29 30	30 +
ORAL MAXILLOFACIAL SURGERY	ARMY	8	3	3	2	3	2	1	1	1	0	3	1	1	0	0	69
	NAVY	6	4	8	3	6	4	3	2	1	1	2	1	0	0	2	91
	USAF	3	4	8	7	2	0	1	0	2	0	0	0	0	0	0	74
	TOTAL	17	11	19	12	11	6	5	3	4	1	5	2	1	0	2	234
ORTHODONTICS	ARMY	5	6	2	1	2	0	1	0	0	1	0	1	0	0	0	50
	NAVY	1	0	0	1	1	0	0	0	0	1	0	0	0	0	0	12
	USAF	1	3	2	2	0	0	0	1	0	1	0	0	0	0	0	33
	TOTAL	7	9	4	4	3	0	1	1	0	3	0	1	0	0	0	95
PEDODONTICS	ARMY	5	3	3	0	0	0	2	3	1	0	0	0	0	0	0	48
	NAVY	1	0	0	0	0	0	0	0	0	0	0	0	0	0	0	9
	USAF	1	1	0	1	0	0	0	0	0	0	0	0	0	0	0	15
	TOTAL	7	4	3	1	0	0	2	3	1	0	0	0	0	0	0	72
PERIODONTICS	ARMY	9	2	3	2	2	4	1	2	2	1	0	0	0	0	0	63
	NAVY	7	3	0	2	1	0	1	0	0	2	1	1	2	1	0	58
	USAF	4	4	3	7	1	1	2	1	2	0	1	0	0	0	0	83
	TOTAL	20	9	6	11	4	5	4	3	4	3	2	1	2	1	0	204

Prepared by: Washington Headquarters Services
Directorate for Information
Operations and Reports

**FORMAT 26: DENTIST DUTY SPECIALTIES BY YEARS OF SERVICE
FISCAL YEAR 1988**

SPECIALTY		TOTAL ACTIVE FEDERAL SERVICE BY YEAR OF SERVICE GROUPS															
		1	2	3	4	5	6	7	8	9	10	11	12	13	14	15	16
AT LEAST	LESS THAN	1	2	3	4	5	6	7	8	9	10	11	12	13	14	15	16
PUBLIC HEALTH DENTISTRY		0	0	0	0	0	0	0	0	0	0	0	0	0	0	0	0
ARMY		0	0	0	0	0	0	0	0	0	0	0	0	0	0	0	0
NAVY		0	0	0	0	0	0	0	0	0	0	0	0	0	0	0	0
USAF		0	0	0	0	0	0	0	0	0	0	0	0	0	0	0	0
TOTAL		0	0	0	0	0	0	0	0	0	0	0	0	0	0	0	0
PROSTHODONTICS		1	0	1	0	1	1	0	1	6	3	10	6	7	8	10	10
ARMY		0	0	0	0	0	0	0	0	0	0	0	0	0	0	0	0
NAVY		0	0	0	0	0	0	0	0	0	0	0	0	0	0	0	0
USAF		2	0	0	0	1	1	0	4	5	9	5	8	8	4	5	5
TOTAL		4	0	1	2	3	3	1	11	14	15	17	18	22	13	21	21
COMPREHENSIVE/OPERATIVE DENTISTRY		0	0	0	0	0	0	2	5	17	16	20	24	19	19	21	21
ARMY		0	0	0	0	0	0	0	0	0	0	0	0	0	0	0	0
NAVY		0	0	0	0	0	0	0	0	0	0	0	0	0	0	0	0
USAF		1	0	1	2	1	3	0	5	9	6	7	7	9	5	12	12
TOTAL		1	1	1	2	1	3	0	14	32	27	31	35	32	34	40	40
GENERAL DENTISTRY		50	106	84	71	73	62	46	57	46	19	16	8	15	5	3	3
ARMY		129	111	136	113	62	70	49	25	28	31	26	28	23	12	19	19
NAVY		7	70	124	66	54	61	28	52	53	55	34	27	20	26	19	19
USAF		166	267	366	263	189	193	123	134	127	105	76	63	58	43	41	41
TOTAL																	

Prepared by: Washington Headquarters Services
Directorate for Information
Operations and Reports

**FORMAT 26: DENTIST DUTY SPECIALTIES BY YEARS OF SERVICE
FISCAL YEAR 1988**

SPECIALTY	TOTAL ACTIVE FEDERAL SERVICE BY YEAR OF SERVICE GROUPS																																
	16 AT LEAST 17 LESS THAN	17	18	19	20	21	22	23	24	25	26	27	28	29	30	30	+	TOTAL															
PUBLIC HEALTH DENTISTRY	ARMY	0	0	0	0	0	0	0	0	0	0	0	0	0	0	0	0	0	0	0	0	0	0	0	0	0	0	0	0	0	0	0	6
	NAVY	0	3	1	1	1	0	0	0	0	0	0	0	0	0	0	0	0	0	0	0	0	0	0	0	0	0	0	0	0	0	0	11
	USAF	0	0	0	0	0	0	0	0	0	0	0	0	0	0	0	0	0	0	0	0	0	0	0	0	0	0	0	0	0	0	0	0
	TOTAL	0	3	1	1	1	0	0	0	0	0	0	0	0	0	0	0	0	0	0	0	0	0	0	0	0	0	0	0	0	0	0	17
PROSTHODONTICS	ARMY	8	10	11	10	3	4	4	2	3	6	2	0	1	2	0	1	2	1	2	0	0	0	0	0	0	0	0	0	0	0	0	123
	NAVY	5	6	5	6	4	0	4	2	2	1	2	0	0	2	0	0	0	0	0	0	0	0	0	0	0	0	0	0	0	0	0	77
	USAF	6	6	6	5	4	3	3	1	3	3	2	3	0	0	0	0	0	0	0	0	0	0	0	0	0	0	0	0	0	0	0	100
	TOTAL	19	22	22	21	11	7	11	5	8	10	6	3	3	2	0	0	0	2	3	3	3	3	3	3	3	3	2	2	3	3	300	
COMPREHENSIVE/OPERATIVE DENTISTRY	ARMY	23	16	6	11	6	4	1	4	2	3	1	0	1	0	0	0	0	0	0	0	0	0	0	0	0	0	0	0	0	0	0	221
	NAVY	3	11	4	7	9	1	1	0	0	0	0	0	0	0	0	0	0	0	0	0	0	0	0	0	0	0	0	0	0	0	0	84
	USAF	2	4	10	2	1	1	1	0	3	0	0	0	0	0	0	0	0	0	0	0	0	0	0	0	0	0	0	0	0	0	0	95
	TOTAL	28	31	20	20	16	6	3	4	5	3	1	0	0	0	0	0	0	0	0	0	0	0	0	0	0	0	0	0	0	0	0	400
GENERAL DENTISTRY	ARMY	4	0	0	1	0	1	0	1	0	0	0	0	0	0	0	0	0	0	0	0	0	0	0	0	0	0	0	0	0	0	0	754
	NAVY	35	22	14	29	12	9	4	7	10	13	5	2	3	3	3	3	3	3	3	3	3	3	3	3	3	3	3	3	3	3	3	1088
	USAF	21	11	14	18	10	8	7	0	6	8	7	3	4	4	4	4	4	4	4	4	4	4	4	4	4	4	4	4	4	4	4	877
	TOTAL	60	33	28	48	22	18	11	8	16	21	12	5	7	7	7	7	7	7	7	7	7	7	7	7	7	7	7	7	7	7	7	2719

Prepared by: Washington Headquarters Services
Directorate for Information
Operations and Reports

**FORMAT 26: DENTIST DUTY SPECIALTIES BY YEARS OF SERVICE
FISCAL YEAR 1988**

SPECIALTY		TOTAL ACTIVE FEDERAL SERVICE BY YEAR OF SERVICE GROUPS																	
		AT LEAST ----- LESS THAN	1	2	3	4	5	6	7	8	9	10	11	12	13	14	15	16	
GRAND TOTALS		83	86	108	84	72	81	77	73	89	103	76	90	63	69	69	68		
ARMY		157	112	140	116	60	75	95	74	62	55	66	48	49	58	39	46		
NAVY		58	76	126	71	71	72	97	50	95	94	103	67	65	58	50	50		
USAF		298	274	374	271	203	228	269	197	246	252	245	205	177	185	158	164		
TOTAL																			

Prepared by: Washington Headquarters Services
Directorate for Information
Operations and Reports

**FORMAT 26: DENTIST DUTY SPECIALTIES BY YEARS OF SERVICE
FISCAL YEAR 1988**

SPECIALTY	TOTAL ACTIVE FEDERAL SERVICE BY YEAR OF SERVICE GROUPS														TOTAL			
	AT LEAST	16	17	18	19	20	21	22	23	24	25	26	27	28		29	30	30
	LESS THAN	17	18	19	20	21	22	23	24	25	26	27	28	29		30	+	
GRAND TOTALS		73	57	39	36	25	20	12	21	13	18	16	5	5	6	3	1640	
ARMY		74	55	41	54	39	17	19	20	21	26	15	17	14	6	9	1679	
NAVY		45	38	48	45	21	14	19	4	18	14	13	8	5	7	6	1508	
USAF		192	150	128	135	85	51	50	45	52	58	44	30	24	19	18	4827	
TOTAL																		

Prepared by: Washington Headquarters Services
Directorate for Information
Operations and Reports

**FORMAT 27: PAY GRADE DISTRIBUTION OF DENTISTS BY PRIMARY SPECIALTY
FISCAL YEAR 1988**

SPECIALTY	SERVICE	PAY GRADE								TOTAL
		O-3	O-4	O-5	O-6	O-7	O-8	O-8 +		
ENDODONTICS	ARMY	0	5	30	26	0	0	0	0	61
	NAVY	5	17	24	21	0	0	0	0	67
	USAF	0	8	16	17	0	0	0	0	41
	TOTAL	5	30	70	64	0	0	0	0	169
ORAL PATHOLOGY/DIAGNOSIS	ARMY	0	2	3	11	0	0	0	0	16
	NAVY	1	8	8	15	0	0	0	0	32
	USAF	0	3	4	4	0	0	0	0	11
	TOTAL	1	13	15	30	0	0	0	0	59
ORAL MAXILLOFACIAL SURGERY	ARMY	0	5	38	28	1	0	0	0	72
	NAVY	12	37	32	42	0	0	0	0	123
	USAF	3	21	26	24	0	0	0	0	74
	TOTAL	15	63	96	94	1	0	0	0	269
ORTHODONTICS	ARMY	1	14	23	17	0	0	0	0	55
	NAVY	0	6	4	5	0	0	0	0	15
	USAF	2	11	13	9	0	0	0	0	35
	TOTAL	3	31	40	31	0	0	0	0	105

Prepared by: Washington Headquarters Services
Directorate for Information
Operations and Reports

**FORMAT 27: PAY GRADE DISTRIBUTION OF DENTISTS BY PRIMARY SPECIALTY
FISCAL YEAR 1988**

SPECIALTY	SERVICE	PAY GRADE								TOTAL
		O-3	O-4	O-5	O-6	O-7	O-8	O-9+		
PEDODONTICS	ARMY	0	11	22	18	0	0	0	51	
	NAVY	3	3	3	0	0	0	0	9	
	USAF	2	5	5	2	0	0	0	14	
	TOTAL	5	19	30	20	0	0	0	74	
PERIODONTICS	ARMY	0	6	28	32	1	0	0	67	
	NAVY	4	29	25	20	1	0	0	79	
	USAF	3	32	22	24	0	0	0	81	
	TOTAL	7	67	75	76	2	0	0	227	
PUBLIC HEALTH DENTISTRY	ARMY	0	1	1	5	0	0	0	7	
	NAVY	0	2	5	6	0	0	0	13	
	USAF	0	0	0	0	0	0	0	0	
	TOTAL	0	3	6	11	0	0	0	20	
PROSTHODONTICS	ARMY	1	13	56	70	0	1	0	141	
	NAVY	6	23	32	36	0	0	0	97	
	USAF	6	13	34	39	0	0	0	92	
	TOTAL	13	49	122	145	0	1	0	330	

Prepared by: Washington Headquarters Services
Directorate for Information
Operations and Reports

**FORMAT 27: PAY GRADE DISTRIBUTION OF DENTISTS BY PRIMARY SPECIALTY
FISCAL YEAR 1988**

SPECIALTY	SERVICE	PAY GRADE								TOTAL
		O-3	O-4	O-5	O-6	O-7	O-8	O-9+		
COMPREHENSIVE/OPERATIVE DENTISTRY	ARMY	0	44	118	97	0	0	0	0	259
	NAVY	5	31	46	26	0	0	0	0	108
	USAF	4	38	51	37	0	0	0	0	130
	TOTAL	9	113	215	160	0	0	0	0	497
GENERAL DENTISTRY	ARMY	488	382	40	1	0	0	0	0	911
	NAVY	702	206	138	88	1	1	0	0	1136
	USAF	437	353	139	100	1	0	0	0	1030
	TOTAL	1627	941	317	189	2	1	0	0	3077
GRAND TOTALS	ARMY	490	483	359	305	2	1	0	0	1640
	NAVY	738	362	317	259	2	1	0	0	1679
	USAF	457	484	310	256	1	0	0	0	1508
	TOTAL	1685	1329	986	820	5	2	0	0	4827

Prepared by: Washington Headquarters Services
Directorate for Information
Operations and Reports

FORMAT 28: PAY GRADE DISTRIBUTION OF DENTISTS BY DUTY SPECIALTY - FY 1988

SPECIALTY	SERVICE	0-3	0-4	0-5	0-6	0-7	0-8	0-9+	TOTAL
GRADUATE DENTAL EDUCATION	ARMY	33	105	19	0	0	0	0	157
	NAVY	49	46	9	0	0	0	0	104
	USAF	67	66	21	0	0	0	0	154
	TOTAL	149	217	49	0	0	0	0	415
EXECUTIVE DENTISTRY	ARMY	0	0	9	71	2	1	0	83
	NAVY	0	1	3	62	2	1	0	69
	USAF	0	0	0	20	1	0	0	21
	TOTAL	0	1	12	153	5	2	0	173
ENDODONTICS	ARMY	0	6	28	20	0	0	0	54
	NAVY	0	12	23	14	0	0	0	49
	USAF	2	11	17	16	0	0	0	46
	TOTAL	2	29	68	50	0	0	0	149
ORAL PATHOLOGY/DIAGNOSIS	ARMY	0	2	3	7	0	0	0	12
	NAVY	0	7	8	12	0	0	0	27
	USAF	0	2	4	4	0	0	0	10
	TOTAL	0	11	15	23	0	0	0	49

Prepared by: Washington Headquarters Services
Directorate for Information
Operations and Reports

FORMAT 28: PAY GRADE DISTRIBUTION OF DENTISTS BY DUTY SPECIALTY - FY 1988

SPECIALTY	SERVICE	0 - 3	0 - 4	0 - 5	0 - 6	0 - 7	0 - 8	0 - 9+	TOTAL
ORAL MAXILLOFACIAL SURGERY	ARMY	0	5	38	26	0	0	0	69
	NAVY	1	23	30	37	0	0	0	91
	USAF	1	24	26	23	0	0	0	74
	TOTAL	2	52	94	86	0	0	0	234
ORTHODONTICS	ARMY	1	14	23	12	0	0	0	50
	NAVY	0	4	4	4	0	0	0	12
	USAF	1	11	13	8	0	0	0	33
	TOTAL	2	29	40	24	0	0	0	95
PEDODONTICS	ARMY	0	11	22	15	0	0	0	48
	NAVY	3	3	3	0	0	0	0	9
	USAF	2	6	5	2	0	0	0	15
	TOTAL	5	20	30	17	0	0	0	72
PERIODONTICS	ARMY	0	6	28	29	0	0	0	63
	NAVY	2	19	23	14	0	0	0	58
	USAF	3	34	23	23	0	0	0	83
	TOTAL	5	59	74	66	0	0	0	204

Prepared by: Washington Headquarters Services
Directorate for Information Operations and Reports

FORMAT 28: PAY GRADE DISTRIBUTION OF DENTISTS BY DUTY SPECIALTY - FY 1988

SPECIALTY	SERVICE	0-3	0-4	0-5	0-6	0-7	0-8	0-9+	TOTAL
PUBLIC HEALTH DENTISTRY	ARMY	0	1	1	4	0	0	0	6
	NAVY	0	2	5	4	0	0	0	11
	USAF	0	0	0	0	0	0	0	0
	TOTAL	0	3	6	8	0	0	0	17
PROSTHODONTICS	ARMY	1	14	54	54	0	0	0	123
	NAVY	2	18	29	28	0	0	0	77
	USAF	4	20	37	39	0	0	0	100
	TOTAL	7	52	120	121	0	0	0	300
COMPREHENSIVE/OPERATIVE DENTISTRY	ARMY	0	44	111	66	0	0	0	221
	NAVY	1	21	43	19	0	0	0	84
	USAF	6	25	37	27	0	0	0	95
	TOTAL	7	90	191	112	0	0	0	400
GENERAL DENTISTRY	ARMY	455	275	23	1	0	0	0	754
	NAVY	680	206	137	65	0	0	0	1088
	USAF	371	285	127	94	0	0	0	877
	TOTAL	1506	766	287	160	0	0	0	2719
GRAND TOTALS	ARMY	490	483	359	305	2	1	0	1640
	NAVY	738	362	317	259	2	1	0	1679
	USAF	457	484	310	256	1	0	0	1508
	TOTAL	1685	1329	986	820	5	2	0	4827

Prepared by: Washington Headquarters Services
Directorate for Information
Operations and Reports

**FORMAT 29: DENTISTS IN ADMINISTRATIVE AND MANAGEMENT POSITIONS
FISCAL YEAR 1988**

SPECIALTY	SERVICE	NUMBER OF DENTISTS
ENDODONTICS	ARMY NAVY USAF TOTAL	7 7 1 15
ORAL PATHOLOGY/DIAGNOSIS	ARMY NAVY USAF TOTAL	4 3 1 8
ORAL MAXILLOFACIAL SURGERY	ARMY NAVY USAF TOTAL	3 5 0 8
ORTHODONTICS	ARMY NAVY USAF TOTAL	5 1 0 6

Prepared by: Washington Headquarters Services
Directorate for Information
Operations and Reports

**FORMAT 29: DENTISTS IN ADMINISTRATION AND MANAGEMENT POSITIONS
FISCAL YEAR 1988**

SPECIALTY	SERVICE	NUMBER OF DENTISTS
PERIODONTICS	ARMY	3
	NAVY	0
	USAF	0
	TOTAL	3
PERIODONTICS	ARMY	4
	NAVY	8
	USAF	0
	TOTAL	12
PUBLIC HEALTH DENTISTRY	ARMY	1
	NAVY	2
	USAF	0
	TOTAL	3
PROSTHODONTICS	ARMY	18
	NAVY	9
	USAF	3
	TOTAL	30

Prepared by: Washington Headquarters Services
Directorate for Information
Operations and Reports

**FORMAT 29: DENTISTS IN ADMINISTRATIVE AND MANAGEMENT POSITIONS
FISCAL YEAR 1988**

SPECIALTY	SERVICE	NUMBER OF DENTISTS
COMPREHENSIVE/OPERATIVE DENTISTRY	ARMY NAVY USAF TOTAL	38 8 3 49
GENERAL DENTISTRY	ARMY NAVY USAF TOTAL	0 26 12 38
GRAND TOTALS	ARMY NAVY USAF TOTAL	83 69 20 172

Prepared by: Washington Headquarters Services
Directorate for Information
Operations and Reports

**FORMAT 30: DENTISTS IN NON-ADMINISTRATIVE AND NON-PATIENT CARE POSITIONS
FISCAL YEAR 1988**

SPECIALTY	SERVICE	NUMBER OF DENTISTS
ENDODONTICS	ARMY	2
	NAVY	1
	USAF	0
	TOTAL	3
ORAL PATHOLOGY/DIAGNOSIS	ARMY	0
	NAVY	1
	USAF	0
	TOTAL	1
ORAL MAXILLOFACIAL SURGERY	ARMY	0
	NAVY	0
	USAF	0
	TOTAL	0
ORTHODONTICS	ARMY	0
	NAVY	0
	USAF	0
	TOTAL	0

Prepared by: Washington Headquarters Services
Directorate for Information
Operations and Reports

**FORMAT 30: DENTISTS IN NON-ADMINISTRATIVE AND NON-PATIENT CARE POSITIONS
FISCAL YEAR 1988**

SPECIALTY	SERVICE	NUMBER OF DENTISTS
PEDODONTICS	ARMY	0
	NAVY	1
	USAF	0
	TOTAL	1
PERIODONTICS	ARMY	2
	NAVY	0
	USAF	0
	TOTAL	2
PUBLIC HEALTH DENTISTRY	ARMY	1
	NAVY	2
	USAF	0
	TOTAL	3
PROSTHODONTICS	ARMY	1
	NAVY	1
	USAF	1
	TOTAL	3

Prepared by: Washington Headquarters Services
Directorate for Information
Operations and Reports

**FORMAT 30: DENTISTS IN NON-ADMINISTRATIVE AND NON-PATIENT CARE POSITIONS
FISCAL YEAR 1988**

SPECIALTY	SERVICE	NUMBER OF DENTISTS
COMPREHENSIVE/OPERATIVE DENTISTRY	ARMY	3
	NAVY	0
	USAF	2
	TOTAL	5
GENERAL DENTISTRY	ARMY	3
	NAVY	7
	USAF	9
	TOTAL	19
GRAND TOTALS	ARMY	12
	NAVY	13
	USAF	12
	TOTAL	37

Prepared by: Washington Headquarters Services
Directorate for Information
Operations and Reports

**FORMAT 31: YEAR OF SERVICE GROUP DISTRIBUTION FOR SELECTED HEALTH PROFESSIONS
BY PRIMARY SPECIALTY - FISCAL YEAR 1988**

DISCIPLINE	TOTAL ACTIVE FEDERAL SERVICE BY YEAR OF SERVICE GROUPS																
	AT LEAST ----- LESS THAN	1	2	3	4	5	6	7	8	9	10	11	12	13	14	15	16
OPTOMETRIST	-	7	7	8	7	7	5	7	6	9	7	8	4	4	3	9	5
	1	7	26	6	4	4	8	5	7	2	6	4	1	1	6	0	4
	2	10	28	15	10	9	12	12	12	6	6	5	4	4	7	6	4
	3	24	61	29	21	22	24	25	17	19	14	17	9	9	16	15	13
PHARMACIST	-	6	10	9	10	10	8	11	13	10	15	6	7	11	8	3	7
	1	2	13	11	6	5	7	3	3	3	5	3	5	7	4	3	4
	2	15	13	12	3	8	6	5	5	3	9	5	4	8	9	8	8
	3	23	36	32	19	21	24	21	16	29	23	16	22	20	15	19	19
PODIATRIST	-	7	3	2	3	3	2	3	0	1	1	0	1	0	2	0	0
	1	0	6	2	0	1	0	1	1	0	1	0	0	0	1	1	0
	2	2	2	3	1	3	3	1	2	0	0	1	5	1	1	1	0
	3	9	11	7	4	6	6	2	3	2	2	0	2	5	4	2	0
PSYCHOLOGIST	-	14	12	12	9	7	4	8	8	6	4	5	4	4	3	4	4
	1	9	19	8	3	7	7	2	2	2	6	8	7	4	7	8	5
	2	28	22	8	14	7	10	7	6	6	6	2	7	4	6	5	10
	3	51	53	28	26	21	21	17	14	16	15	19	12	17	16	19	19

Prepared by: Washington Headquarters Services
Directorate for Information
Operations and Reports

**FORMAT 31: YEAR OF SERVICE GROUP DISTRIBUTION FOR SELECTED HEALTH PROFESSIONS
BY PRIMARY SPECIALTY - FISCAL YEAR 1988**

SPECIALTY		TOTAL ACTIVE FEDERAL SERVICE BY YEAR OF SERVICE GROUPS																											
		16 AT LEAST 17 LESS THAN	17	18	19	20	21	22	23	24	25	26	27	28	29	30	30	+	TOTAL										
OPTOMETRIST	ARMY	8	3	3	1	7	3	2	2	0	1	1	1	0	0	0	0	1	144										
	NAVY	6	2	6	4	2	4	0	0	0	0	0	1	1	0	1	0	0	129										
	USAF	3	8	7	7	3	1	3	2	0	1	2	1	0	1	0	0	0	199										
	TOTAL	17	13	16	12	12	8	5	4	0	2	3	3	0	2	1	0	0	472										
PHARMACIST	ARMY	12	11	11	11	1	5	3	0	3	2	1	0	1	0	0	0	0	213										
	NAVY	6	9	7	4	10	4	1	1	1	1	0	0	0	1	0	0	0	137										
	USAF	4	15	10	12	5	0	1	0	1	0	0	0	0	0	0	0	0	188										
	TOTAL	22	35	28	27	16	9	5	1	5	3	1	0	1	1	0	0	0	538										
PODIATRIST	ARMY	0	0	1	1	0	1	0	0	0	0	1	0	0	0	0	0	0	36										
	NAVY	1	0	0	0	2	1	0	0	0	0	0	0	0	0	0	0	0	24										
	USAF	1	1	0	0	0	0	0	0	0	0	0	0	0	0	0	0	0	28										
	TOTAL	2	1	1	1	2	2	0	0	0	0	1	0	0	0	0	0	0	88										
PSYCHOLOGIST	ARMY	6	10	6	11	4	3	2	0	0	1	0	0	0	0	0	0	0	171										
	NAVY	9	4	4	7	4	5	0	1	0	1	0	0	0	0	0	0	0	150										
	USAF	6	7	6	0	2	1	3	1	0	0	0	1	0	0	0	0	0	191										
	TOTAL	21	21	16	18	10	9	5	2	0	2	0	1	0	0	0	0	0	512										

Prepared by: Washington Headquarters Services
Directorate for Information
Operations and Reports

**FORMAT 31: YEAR OF SERVICE GROUP DISTRIBUTION FOR SELECTED HEALTH PROFESSIONS
BY PRIMARY SPECIALTY - FISCAL YEAR 1988**

DISCIPLINE	TOTAL ACTIVE FEDERAL SERVICE BY YEAR OF SERVICE GROUPS																	
	AT LEAST LESS THAN		1	2	3	4	5	6	7	8	9	10	11	12	13	14	15	16
	1	2	3	4	5	6	7	8	9	10	11	12	13	14	15	16	17	18
VETERINARIAN	47	35	29	26	16	14	23	25	26	18	17	20	12	12	13	14	15	16
	ARMY	0	0	0	0	0	0	0	0	0	0	0	0	0	0	0	0	0
	NAVY	0	0	0	0	0	0	0	0	0	0	0	0	0	0	0	0	0
	USAF	0	0	0	0	0	0	0	0	0	0	0	0	0	0	0	0	0
TOTAL	47	35	29	26	16	14	23	25	26	18	17	20	12	12	13	14	15	16
NURSE ANESTHETIST	0	3	3	1	2	2	12	10	16	18	16	10	15	31	13	13	20	20
	ARMY	1	0	0	1	2	3	0	5	7	11	5	3	8	8	8	6	6
	NAVY	2	3	7	10	9	7	17	10	16	13	21	13	11	16	15	12	12
	USAF	3	6	10	12	13	12	29	23	37	38	48	28	29	55	36	38	38
TOTAL	0	3	3	1	2	2	12	10	16	18	16	10	15	31	13	13	20	20
NURSE MIDWIFE	0	0	0	0	0	0	0	0	0	0	2	3	3	1	3	3	2	2
	ARMY	1	0	0	0	0	0	0	1	0	0	0	0	0	0	0	0	0
	NAVY	0	0	1	0	1	1	1	3	2	3	3	5	1	5	1	2	2
	USAF	1	0	1	0	1	1	1	3	3	3	5	8	4	6	4	4	4
TOTAL	0	0	0	0	0	0	0	0	0	0	2	3	3	1	3	3	2	2
NURSE PRACTITIONER	0	0	0	0	4	6	8	6	10	8	10	9	7	10	17	11	11	11
	ARMY	1	0	0	2	0	3	1	3	1	0	0	3	2	2	2	2	2
	NAVY	4	3	1	1	4	2	14	3	11	15	16	19	10	14	16	11	11
	USAF	5	3	1	3	8	11	23	12	22	23	26	31	19	26	35	24	24
TOTAL	0	0	0	0	4	6	8	6	10	8	10	9	7	10	17	11	11	11

Prepared by: Washington Headquarters Services
Directorate for Information
Operations and Reports

**FORMAT 31: YEAR OF SERVICE GROUP DISTRIBUTION FOR SELECTED HEALTH PROFESSIONS
BY PRIMARY SPECIALTY - FISCAL YEAR 1988**

SPECIALTY		TOTAL ACTIVE FEDERAL SERVICE BY YEAR OF SERVICE GROUPS																				TOTAL
		16	17	18	19	20	21	22	23	24	25	26	27	28	29	30	30	+				
AT LEAST ----- LESS THAN		16	17	18	19	20	21	22	23	24	25	26	27	28	29	30	30	+				
VETERINARIAN	ARMY	15	15	15	15	9	7	9	9	5	3	5	3	3	5	1	0	455				
	NAVY	0	0	0	0	0	0	0	0	0	0	0	0	0	0	0	0	0				
	USAF	3	0	2	2	1	1	0	0	0	0	0	0	0	0	0	0	14				
	TOTAL	18	15	17	17	10	8	9	9	9	5	3	5	3	5	1	0	469				
NURSE ANESTHETIST	ARMY	20	15	9	13	4	5	9	4	6	1	0	0	0	0	0	0	258				
	NAVY	7	8	13	12	5	2	4	0	0	0	1	0	0	0	0	0	115				
	USAF	16	17	8	9	8	2	1	0	0	1	0	0	0	0	0	0	244				
	TOTAL	43	40	30	34	17	9	14	4	4	6	2	1	0	0	0	0	617				
NURSE MIDWIFE	ARMY	3	2	1	3	2	0	0	0	0	0	0	0	0	0	0	0	25				
	NAVY	1	0	0	1	1	0	0	0	0	0	0	0	0	0	0	0	5				
	USAF	4	2	1	1	1	0	1	0	0	0	0	0	0	0	0	0	39				
	TOTAL	8	4	2	5	4	0	1	0	0	0	0	0	0	0	0	0	69				
NURSE PRACTITIONER	ARMY	10	9	9	7	5	4	3	2	0	0	0	0	0	0	0	0	155				
	NAVY	6	2	9	2	4	2	3	1	1	1	0	0	0	1	0	1	55				
	USAF	21	17	23	20	12	3	5	0	0	0	1	0	0	1	0	0	247				
	TOTAL	37	28	41	29	21	9	11	3	3	1	1	1	0	2	0	1	457				

Prepared by: Washington Headquarters Services
Directorate for Information
Operations and Reports

**FORMAT 31: YEAR OF SERVICE GROUP DISTRIBUTION FOR SELECTED HEALTH PROFESSIONS
BY PRIMARY SPECIALTY - FISCAL YEAR 1988**

DISCIPLINE	TOTAL ACTIVE FEDERAL SERVICE BY YEAR OF SERVICE GROUPS																	
	AT LEAST ----- LESS THAN	1	2	3	4	5	6	7	8	9	10	11	12	13	14	15	16	
OPERATING ROOM NURSE	5	20	22	26	35	29	26	30	25	15	20	16	7	10	12	12	12	
ARMY	10	2	10	10	4	20	12	5	13	15	8	13	5	8	8	11	3	
NAVY	11	42	28	21	25	14	22	20	20	22	26	9	8	10	10	10	6	
USAF	26	64	60	57	64	63	60	55	58	52	54	38	20	28	33	21		
TOTAL																		
ALL OTHER NURSES	501	478	431	256	237	158	139	115	139	128	139	82	73	83	77	100		
ARMY	222	259	343	143	63	173	118	90	100	129	94	114	84	62	95	81		
NAVY	613	493	475	365	308	240	299	203	217	162	174	117	115	97	93	59		
USAF	1336	1230	1249	764	608	571	556	408	456	419	407	313	272	242	265	240		
TOTAL																		
PHYSICIAN ASSISTANT	1	2	0	3	2	7	8	13	6	20	24	40	34	43	63	59		
ARMY	7	0	0	0	0	0	1	1	0	1	1	3	2	4	11	6		
NAVY	9	0	0	3	5	8	1	5	13	12	13	21	32	15	26	35		
USAF	17	2	0	6	7	15	10	19	19	33	38	64	68	62	100	100		
TOTAL																		

Prepared by: Washington Headquarters Services
Directorate for Information
Operations and Reports

**FORMAT 31: YEAR OF SERVICE GROUP DISTRIBUTION FOR SELECTED HEALTH PROFESSIONS
BY PRIMARY SPECIALTY - FISCAL YEAR 1988**

SPECIALTY	TOTAL ACTIVE FEDERAL SERVICE BY YEAR OF SERVICE GROUPS																				TOTAL
	AT LEAST ----- LESS THAN	16	17	18	19	20	21	22	23	24	25	26	27	28	29	30	+				
OPERATING ROOM NURSE	ARMY	7	2	12	7	7	6	3	3	0	1	0	1	0	0	0	0	0	359		
	NAVY	19	9	13	13	3	4	3	1	1	0	0	1	0	0	0	0	0	216		
	USAF	9	12	11	8	2	3	1	0	0	1	0	1	0	0	0	0	0	342		
	TOTAL	35	23	36	28	12	13	7	4	1	2	0	3	0	0	0	0	0	917		
ALL OTHER NURSES	ARMY	106	96	88	90	63	54	45	18	17	10	11	4	5	2	2	1	3746			
	NAVY	104	92	93	71	34	23	28	17	15	8	7	4	4	3	4	4	2677			
	USAF	107	80	54	39	22	26	20	8	7	5	10	4	2	2	1	1	4417			
	TOTAL	317	268	235	200	119	103	93	43	39	23	28	12	11	7	6	6	10840			
PHYSICIAN ASSISTANT	ARMY	44	46	39	36	16	14	10	4	0	7	6	4	0	2	0	0	553			
	NAVY	8	13	22	37	44	28	7	17	6	5	4	6	2	2	0	0	238			
	USAF	23	35	39	37	18	15	15	3	10	13	5	4	5	3	4	4	427			
	TOTAL	75	94	100	110	78	57	32	24	16	25	15	14	7	7	4	4	1218			

Prepared by: Washington Headquarters Services
Directorate for Information
Operations and Reports

**FORMAT 32: HEALTH MANPOWER REQUIREMENTS, AUTHORIZATIONS, AND
END STRENGTHS - SELECTED HEALTH PROFESSIONALS
FISCAL YEAR 1988**

MEDICAL SPECIALTY	SERVICE	SERVICE REQUIREMENT	BUDGET AUTHORIZATION	END STRENGTH	
				DUTY	PRIMARY
AUDIOLOGIST	ARMY		66	67	69
	NAVY		14	14	14
	USAF		23	27	27
	TOTAL		103	108	110
BIOCHEMIST	ARMY		97	78	79
	NAVY		34	31	40
	USAF		24	21	23
	TOTAL		155	130	142
BIOENVIRONMENTAL ENGINEER	ARMY		0	0	0
	NAVY		0	0	0
	USAF		352	352	354
	TOTAL		352	352	354
BIOMEDICAL/MEDICAL SCIENTIST	ARMY		0	0	0
	NAVY		0	0	0
	USAF		77	80	41
	TOTAL		77	80	41

SEE PAGE 2
FOR NOTE ON
SERVICE
REQUIREMENTS

Prepared by: Washington Headquarters Services
Directorate for Information
Operations and Reports

**FORMAT 32: HEALTH MANPOWER REQUIREMENTS, AUTHORIZATIONS, AND
END STRENGTHS - SELECTED HEALTH PROFESSIONALS
FISCAL YEAR 1988**

MEDICAL SPECIALTY	SERVICE	SERVICE REQUIREMENT	BUDGET AUTHORIZATION	END STRENGTH	
				DUTY	PRIMARY
CLINICAL LAB OFFICER/MEDICAL TECH	ARMY		92	108	109
	NAVY		85	80	87
	USAF		164	166	172
	TOTAL		341	354	368
ENTOMOLOGIST	ARMY		68	68	70
	NAVY		31	33	38
	USAF		12	14	15
	TOTAL		111	115	123
ENVIRONMENTAL SCIENCE OFFICER	ARMY		135	148	151
	NAVY		88	87	95
	USAF		172	177	180
	TOTAL		395	412	426
HEALTH PHYSICIST	ARMY		0	0	0
	NAVY		0	0	0
	USAF		33	31	27
	TOTAL		33	31	27

SEE PAGE 2
FOR NOTE ON
SERVICE
REQUIREMENTS

Prepared by: Washington Headquarters Services
Directorate for Information
Operations and Reports

**FORMAT 32: HEALTH MANPOWER REQUIREMENTS, AUTHORIZATIONS, AND
END STRENGTHS - SELECTED HEALTH PROFESSIONALS
FISCAL YEAR 1988**

MEDICAL SPECIALTY	SERVICE	SERVICE REQUIREMENT	BUDGET AUTHORIZATION	END STRENGTH	
				DUTY	PRIMARY
IMMUNOLOGIST	ARMY		23	20	24
	NAVY		0	0	0
	USAF		0	0	0
	TOTAL		23	20	24
INDUSTRIAL HYGIENE OFFICER	ARMY		0	0	0
	NAVY		109	103	107
	USAF		0	0	0
	TOTAL		109	103	107
MICROBIOLOGIST	ARMY		45	47	48
	NAVY		44	43	49
	USAF		15	14	15
	TOTAL		104	104	112
NUCLEAR MEDICAL SCIENCE OFFICER	ARMY		83	70	68
	NAVY		0	0	0
	USAF		0	0	0
	TOTAL		83	70	68

SEE PAGE 2
FOR NOTE ON
SERVICE
REQUIREMENTS

Prepared by: Washington Headquarters Services
Directorate for Information
Operations and Reports

**FORMAT 32: HEALTH MANPOWER REQUIREMENTS, AUTHORIZATIONS, AND
END STRENGTHS - SELECTED HEALTH PROFESSIONALS
FISCAL YEAR 1988**

MEDICAL SPECIALTY	SERVICE	SERVICE REQUIREMENT	BUDGET AUTHORIZATION	END STRENGTH	
				DUTY	PRIMARY
OPTOMETRIST	ARMY		216	144	144
	NAVY		138	126	129
	USAF		191	191	199
	TOTAL		545	461	472
PARASITOLOGIST	ARMY		13	12	13
	NAVY		0	0	0
	USAF		0	0	0
	TOTAL		13	12	13
PHARMACIST	ARMY	SEE PAGE 2 FOR NOTE ON SERVICE REQUIREMENTS	235	208	213
	NAVY		146	125	137
	USAF		189	184	188
	TOTAL		570	517	538
PHYSIOLOGIST	ARMY		21	18	19
	NAVY		89	80	92
	USAF		74	71	75
	TOTAL		184	169	186

Prepared by: Washington Headquarters Services
Directorate for Information
Operations and Reports

**FORMAT 32: HEALTH MANPOWER REQUIREMENTS, AUTHORIZATIONS, AND
END STRENGTHS - SELECTED HEALTH PROFESSIONALS
FISCAL YEAR 1988**

MEDICAL SPECIALTY	SERVICE	SERVICE REQUIREMENT	BUDGET AUTHORIZATION	END STRENGTH	
				DUTY	PRIMARY
PODIATRIST	ARMY		40	36	36
	NAVY		22	23	24
	USAF		30	28	28
	TOTAL		92	87	88
PSYCHOLOGIST	ARMY		170	160	171
	NAVY		146	120	150
	USAF		176	188	191
	TOTAL		492	468	512
RADIATION HEALTH OFFICER	ARMY		0	0	0
	NAVY		47	63	67
	USAF		0	0	0
	TOTAL		47	63	67
RADIATION SPECIALIST	ARMY		0	0	0
	NAVY		31	16	17
	USAF		0	0	0
	TOTAL		31	16	17

SEE PAGE 2
FOR NOTE ON
SERVICE
REQUIREMENTS

Prepared by: Washington Headquarters Services
Directorate for Information
Operations and Reports

**FORMAT 32: HEALTH MANPOWER REQUIREMENTS, AUTHORIZATIONS, AND
END STRENGTHS - SELECTED HEALTH PROFESSIONALS
FISCAL YEAR 1988**

MEDICAL SPECIALTY	SERVICE	SERVICE REQUIREMENT	BUDGET AUTHORIZATION	END STRENGTH	
				DUTY	PRIMARY
SANITARY ENGINEER	ARMY		101	82	82
	NAVY		0	0	0
	USAF		0	0	0
	TOTAL		101	82	82
SOCIAL WORK OFFICER	ARMY		221	202	206
	NAVY		25	18	21
	USAF		200	191	197
	TOTAL		446	411	424
SPEECH SPECIALIST	ARMY	SEE PAGE 2 FOR NOTE ON SERVICE REQUIREMENTS	0	0	0
	NAVY		0	0	0
	USAF		3	3	4
	TOTAL		3	3	4
DIETITIAN	ARMY		177	185	185
	NAVY		33	32	43
	USAF		83	82	82
	TOTAL		293	299	310

Prepared by: Washington Headquarters Services
Directorate for Information
Operations and Reports

**FORMAT 32: HEALTH MANPOWER REQUIREMENTS, AUTHORIZATIONS, AND
END STRENGTHS - SELECTED HEALTH PROFESSIONALS
FISCAL YEAR 1988**

MEDICAL SPECIALTY	SERVICE	SERVICE REQUIREMENT	BUDGET AUTHORIZATION	END STRENGTH	
				DUTY	PRIMARY
OCCUPATIONAL THERAPIST	ARMY		93	88	88
	NAVY		3	5	5
	USAF		36	31	31
	TOTAL		132	124	124
PHYSICAL THERAPIST	ARMY		202	202	202
	NAVY		74	67	75
	USAF		137	132	134
	TOTAL		413	401	411
VETERINARIAN	ARMY		442	455	455
	NAVY		0	0	0
	USAF		16	14	14
	TOTAL		458	469	469
HEALTH CARE ADMINISTRATOR	ARMY		3117	3388	3354
	NAVY		1516	1468	1344
	USAF		1253	1254	1254
	TOTAL		5886	6110	5952

SEE PAGE 2
FOR NOTE ON
SERVICE
REQUIREMENTS

Prepared by: Washington Headquarters Services
Directorate for Information
Operations and Reports

**FORMAT 32: HEALTH MANPOWER REQUIREMENTS, AUTHORIZATIONS, AND
END STRENGTHS - SELECTED HEALTH PROFESSIONALS
FISCAL YEAR 1988**

MEDICAL SPECIALTY	SERVICE	SERVICE REQUIREMENT	BUDGET AUTHORIZATION	END STRENGTH	
				DUTY	PRIMARY
NURSING SERVICE ADMINISTRATOR	ARMY		234	267	170
	NAVY		33	72	119
	USAF		296	307	281
	TOTAL		56	646	570
NURSE ANESTHETIST	ARMY		273	252	258
	NAVY		137	115	115
	USAF		366	275	244
	TOTAL		776	642	617
OPERATING ROOM NURSE	ARMY		372	356	359
	NAVY		245	220	216
	USAF		351	348	342
	TOTAL		968	924	917
PEDIATRIC NURSE PRACTITIONER	ARMY		38	28	56
	NAVY		24	17	17
	USAF		102	103	99
	TOTAL		164	148	172

SEE PAGE 2
FOR NOTE ON
SERVICE
REQUIREMENTS

Prepared by: Washington Headquarters Services
Directorate for Information
Operations and Reports

**FORMAT 32: HEALTH MANPOWER REQUIREMENTS, AUTHORIZATIONS, AND
END STRENGTHS - SELECTED HEALTH PROFESSIONALS
FISCAL YEAR 1988**

MEDICAL SPECIALTY	SERVICE	SERVICE REQUIREMENT	BUDGET AUTHORIZATION	END STRENGTH	
				DUTY	PRIMARY
FAMILY NURSE PRACTITIONER	ARMY		0	0	0
	NAVY		48	25	25
	USAF		0	0	0
	TOTAL		48	25	25
OB/GYN NURSE PRACTITIONER	ARMY		28	27	40
	NAVY		16	12	12
	USAF		117	121	117
	TOTAL		161	160	169
PRIMARY CARE NURSE PRACTITIONER	ARMY		47	51	59
	NAVY		4	1	1
	USAF		46	27	31
	TOTAL		97	79	91
NURSE MIDWIFE	ARMY		9	15	25
	NAVY		4	5	5
	USAF		62	48	39
	TOTAL		75	68	69

SEE PAGE 2
FOR NOTE ON
SERVICE
REQUIREMENTS

Prepared by: Washington Headquarters Services
Directorate for Information
Operations and Reports

**FORMAT 32: HEALTH MANPOWER REQUIREMENTS, AUTHORIZATIONS, AND
END STRENGTHS - SELECTED HEALTH PROFESSIONALS
FISCAL YEAR 1988**

MEDICAL SPECIALTY	SERVICE	SERVICE REQUIREMENT	BUDGET AUTHORIZATION	END STRENGTH	
				DUTY	PRIMARY
FLIGHT NURSE	ARMY		0	0	0
	NAVY		0	1	1
	USAF		168	165	97
	TOTAL		168	166	98
NURSING EDUCATION	ARMY		144	144	265
	NAVY		90	125	116
	USAF		66	73	96
	TOTAL		300	342	477
ALL OTHER NURSES	ARMY		3434	3403	3311
	NAVY		2873	2475	2441
	USAF		3711	3822	3943
	TOTAL		10018	9700	9695
PHYSICIAN ASSISTANT	ARMY		566	553	553
	NAVY		278	238	238
	USAF		426	417	417
	TOTAL		1270	1208	1208

*SBB PAGE 2
FOR NOTE ON
SERVICE
REQUIREMENTS*

Prepared by: Washington Headquarters Services
Directorate for Information
Operations and Reports

**FORMAT 32: HEALTH MANPOWER REQUIREMENTS, AUTHORIZATIONS, AND
END STRENGTHS - SELECTED HEALTH PROFESSIONALS
FISCAL YEAR 1988**

MEDICAL SPECIALTY	SERVICE	SERVICE REQUIREMENT	BUDGET AUTHORIZATION	END STRENGTH	
				DUTY	PRIMARY
USUHS (STUDENTS)	ARMY		240	244	244
	NAVY		192	198	198
	USAF		192	193	193
	TOTAL		624	635	635
		SEE PAGE 2 FOR NOTE ON SERVICE REQUIREMENTS			

Prepared by: Washington Headquarters Services
Directorate for Information
Operations and Reports

**FORMAT 33: ENLISTED HEALTH PERSONNEL
FISCAL YEAR 1988**

CATEGORY	SERVICE	SERVICE REQUIREMENT	AUTHORIZED	ASSIGNED
MEDICAL CARE & TREATMENT, GEN.	ARMY		25335	28058
	NAVY		18596	18742
	USAF		10240	10163
	TOTAL		54171	56963
SURGERY	ARMY		1910	2006
	NAVY		1276	961
	USAF		1039	1036
	TOTAL		4225	4003
BEHAVIORAL SCIENCES	ARMY	SEE PAGE 2 FOR NOTE ON SERVICE REQUIREMENTS	1229	1189
	NAVY		381	354
	USAF		594	558
	TOTAL		2204	2101
THERAPY	ARMY		385	419
	NAVY		204	220
	USAF		411	395
	TOTAL		1000	1034
ORTHOPEDIC	ARMY		386	430
	NAVY		132	131
	USAF		133	111
	TOTAL		651	672

Prepared by: Washington Headquarters Services
Directorate for Information
Operations and Reports

**FORMAT 33: ENLISTED HEALTH PERSONNEL
FISCAL YEAR 1988**

CATEGORY	SERVICE	SERVICE REQUIREMENT	AUTHORIZED	ASSIGNED
AEROSPACE & UNDERSEAS MEDICINE	ARMY		0	0
	NAVY		1088	1021
	USAF		1076	1051
	TOTAL		2164	2072
BIOMEDICAL LABORATORY SERVICES	ARMY		2529	2700
	NAVY		1864	1557
	USAF		1888	1753
	TOTAL		6281	6010
PHARMACY	ARMY	SEE PAGE 2 FOR NOTE ON SERVICE REQUIREMENTS	1030	1028
	NAVY		946	798
	USAF		926	921
	TOTAL		2902	2747
RADIOLOGY	ARMY		1323	1490
	NAVY		1031	1019
	USAF		1023	1052
	TOTAL		3377	3561
VETERINARY MEDICINE	ARMY		1819	1768
	NAVY		0	0
	USAF		0	0
	TOTAL		1819	1768

Prepared by: Washington Headquarters Services
Directorate for Information
Operations and Reports

**FORMAT 33: ENLISTED HEALTH PERSONNEL
FISCAL YEAR 1988**

CATEGORY	SERVICE	SERVICE REQUIREMENT	AUTHORIZED	ASSIGNED
ENVIRONMENTAL HEALTH SERVICES	ARMY		760	747
	NAVY		732	628
	USAF		1625	1557
	TOTAL		3117	2932
OPHTHALMOLOGY/OPTOMETRY	ARMY		557	564
	NAVY		364	351
	USAF		287	277
	TOTAL		1208	1192
PHYSIOLOGY	ARMY	SEE PAGE 2 FOR NOTE ON SERVICE REQUIREMENTS	56	61
	NAVY		119	124
	USAF		491	479
	TOTAL		666	664
DIET THERAPY	ARMY		714	738
	NAVY		0	0
	USAF		679	654
	TOTAL		1393	1392
BIOMED EQUIP REPAIR & MAINT	ARMY		812	772
	NAVY		490	484
	USAF		598	552
	TOTAL		1900	1808

Prepared by: Washington Headquarters Services
Directorate for Information
Operations and Reports

**FORMAT 33: ENLISTED HEALTH PERSONNEL
FISCAL YEAR 1988**

CATEGORY	SERVICE	SERVICE REQUIREMENT	AUTHORIZED	ASSIGNED
OTHER BIOMED SCIENCE & ALLIED	ARMY		0	0
	NAVY		0	34
	USAF		402	368
	TOTAL		402	402
MEDICAL ADMIN & LOGISTICS	ARMY		3453	3616
	NAVY		0	0
	USAF		5342	5120
	TOTAL		8795	8736
TOTAL MEDICAL ENLISTED	ARMY	SEE PAGE 2 FOR NOTE ON SERVICE REQUIREMENTS	42298	45586
	NAVY		27223	26424
	USAF		26754	26047
	TOTAL		96275	98057
DENTAL CARE, GENERAL	ARMY		2171	2112
	NAVY		2931	3080
	USAF		2833	2857
	TOTAL		7935	8049
DENTAL LABORATORY	ARMY		449	549
	NAVY		502	474
	USAF		583	601
	TOTAL		1534	1624

Prepared by: Washington Headquarters Services
Directorate for Information
Operations and Reports

**FORMAT 33: ENLISTED HEALTH PERSONNEL
FISCAL YEAR 1988**

CATEGORY	SERVICE	SERVICE REQUIREMENT	AUTHORIZED	ASSIGNED
TOTAL DENTAL ENLISTED	ARMY NAVY USAF TOTAL		2620 3433 3416 9469	2661 3554 3458 9673
NON-MEDICAL ENLISTED PERSONNEL	ARMY NAVY USAF TOTAL	SEE PAGE 2 FOR NOTE ON SERVICE REQUIREMENTS	3536 3642 796 7974	3558 2525 796 6879

Prepared by: Washington Headquarters Services
Directorate for Information
Operations and Report-

**FORMAT 33: ENLISTED HEALTH PERSONNEL
FISCAL YEAR 1988**

CATEGORY	SERVICE	SERVICE REQUIREMENT	AUTHORIZED	ASSIGNED
TOTAL ENLISTED PERSONNEL	ARMY NAVY USAF TOTAL	SEE PAGE 2 FOR NOTE ON SERVICE REQUIREMENTS	48454 34298 30966 113718	51805 32503 30301 114609

Prepared by: Washington Headquarters Services
Directorate for Information
Operations and Reports

**FORMAT 34: U.S. CIVILIAN HEALTH CARE PERSONNEL STRENGTH
FISCAL YEAR 1988**

DISCIPLINE	SERVICE	NUMBER OF PERSONNEL					
		FULL TIME		PART TIME		TOTAL	
		NO.	FTE	NO.	FTE	NO.	FTE
PHYSICIAN	ARMY	489.0	213.0	232.0	721.0	702.0	
	NAVY	104.0	*	12.0	115.0	*	
	USAF	110.0	13.5	22.0	132.0	123.5	
	TOTAL	703.0	226.5	266.0	969.0	929.5	
DENTIST	ARMY	41.0	1.8	3.0	44.0	42.8	
	NAVY	0.0	*	0.0	0.0	*	
	USAF	3.0	0.0	0.0	3.0	3.0	
	TOTAL	44.0	1.8	3.0	47.0	45.8	
REGISTERED NURSE	ARMY	2069.0	165.5	245.0	2314.0	2234.5	
	NAVY	797.0	*	42.0	839.0	*	
	USAF	620.0	31.1	45.0	665.0	651.1	
	TOTAL	3486.0	196.6	332.0	3818.0	3682.6	
OPTOMETRIST	ARMY	12.0	4.0	8.0	20.0	16.0	
	NAVY	11.0	*	0.0	11.0	*	
	USAF	5.0	0.0	0.0	5.0	5.0	
	TOTAL	28.0	4.0	8.0	36.0	32.0	

* NOTE: Navy unable to provide FTE for part time employees.

Prepared by: Washington Headquarters Services
Directorate for Information Operations and Reports

**FORMAT 34: U.S. CIVILIAN HEALTH CARE PERSONNEL STRENGTH
FISCAL YEAR 1988**

DISCIPLINE	SERVICE	NUMBER OF PERSONNEL				
		FULL TIME		PART TIME		TOTAL
		NO.	FTE	NO.	FTE	
PHARMACIST	ARMY	294.0	12.2	313.0	306.2	
	NAVY	59.0	*	60.0	*	
	USAF	36.0	1.0	38.0	37.0	
	TOTAL	389.0	13.2	411.0	402.2	
PODIATRIST	ARMY	7.0	0.0	7.0	7.0	
	NAVY	0.0	*	0.0	*	
	USAF	2.0	0.0	2.0	2.0	
	TOTAL	9.0	0.0	9.0	9.0	
PSYCHOLOGIST	ARMY	86.0	1.5	89.0	87.5	
	NAVY	49.0	*	54.0	*	
	USAF	12.0	0.0	12.0	12.0	
	TOTAL	147.0	1.5	155.0	148.5	
VETERINARIAN	ARMY	4.0	0.0	4.0	4.0	
	NAVY	0.0	*	0.0	*	
	USAF	4.0	0.0	4.0	4.0	
	TOTAL	8.0	0.0	8.0	8.0	

* NOTE: Navy unable to provide FTE for part time employees.

Prepared by: Washington Headquarters Services
Directorate for Information Operations and Reports

**FORMAT 34: U.S. CIVILIAN HEALTH CARE PERSONNEL STRENGTH
FISCAL YEAR 1988**

DISCIPLINE	SERVICE	NUMBER OF PERSONNEL						
		FULL TIME			PART TIME			TOTAL
		NO.	FTE	NO.	FTE	MD.	FTE	
PHYSICIAN ASSISTANT	ARMY NAVY USAF TOTAL	17.0 25.0 10.0 52.0	0.0 * 0.6 0.6	0.0 0.0 1.0 1.0	17.0 * 10.6 52.6	17.0 * 10.6 52.6	17.0 * 10.6 52.6	
ALL OTHER CIVILIANS	ARMY NAVY USAF TOTAL	21412.0 9643.0 6616.0 37671.0	419.5 * 54.6 474.1	616.0 33.0 100.0 749.0	22028.0 9676.0 6716.0 38420.0	21831.5 * 6670.6 38145.1	21831.5 * 6670.6 38145.1	
GRAND TOTALS	ARMY NAVY USAF TOTAL	24431.0 10688.0 7418.0 42537.0	817.5 * 100.8 918.3	1126.0 93.0 170.0 1389.0	25557.0 10781.0 7588.0 43926.0	25248.5 * 7518.8 43455.3	25248.5 * 7518.8 43455.3	

* NOTE: Navy unable to provide FTE for part time employees.

Prepared by: Washington Headquarters Services
Directorate for Information
Operations and Reports

**FORMAT 35: CIVILIAN HEALTH CARE PERSONNEL STRENGTH (LOCAL/FOREIGN NATIONALS)
FISCAL YEAR 1988**

DISCIPLINE	SERVICE	NUMBER OF PERSONNEL					
		FULL TIME		PART TIME		TOTAL	
		NO.	FTE	NO.	FTE	NO.	FTE
PHYSICIAN	ARMY	157.0	1.0	158.0	1.0	158.0	158.0
	NAVY	1.0	0.0	1.0	0.0	1.0	1.0
	USAF	15.0	8.0	23.0	1.4	23.0	16.4
	TOTAL	173.0	9.0	182.0	2.4	182.0	175.4
DENTIST	ARMY	15.0	0.0	15.0	0.0	15.0	15.0
	NAVY	0.0	0.0	0.0	0.0	0.0	0.0
	USAF	4.0	1.0	5.0	0.4	5.0	4.4
	TOTAL	19.0	1.0	20.0	0.4	20.0	19.4
REGISTERED NURSE	ARMY	75.0	2.0	77.0	1.0	77.0	76.0
	NAVY	0.0	0.0	0.0	0.0	0.0	0.0
	USAF	35.0	0.0	35.0	0.0	35.0	35.0
	TOTAL	110.0	2.0	112.0	1.0	112.0	111.0
OPTOMETRIST	ARMY	0.0	0.0	0.0	0.0	0.0	0.0
	NAVY	0.0	0.0	0.0	0.0	0.0	0.0
	USAF	0.0	0.0	0.0	0.0	0.0	0.0
	TOTAL	0.0	0.0	0.0	0.0	0.0	0.0

Prepared by: Washington Headquarters Services
Directorate for Information
Operations and Reports

**FORMAT 35: CIVILIAN HEALTH CARE PERSONNEL STRENGTH (LOCAL/FOREIGN NATIONALS)
FISCAL YEAR 1988**

DISCIPLINE	SERVICE	NUMBER OF PERSONNEL					
		FULL TIME		PART TIME		TOTAL	
		NO.	FTE	NO.	FTE	NO.	FTE
PHARMACIST	ARMY	16.0	0.0	0.0	0.0	16.0	16.0
	NAVY	0.0	0.0	0.0	0.0	0.0	0.0
	USAF	5.0	0.0	0.0	0.0	5.0	5.0
	TOTAL	21.0	0.0	0.0	0.0	21.0	21.0
PODIATRIST	ARMY	1.0	0.0	0.0	0.0	1.0	1.0
	NAVY	0.0	0.0	0.0	0.0	0.0	0.0
	USAF	0.0	0.0	0.0	0.0	0.0	0.0
	TOTAL	1.0	0.0	0.0	0.0	1.0	1.0
PSYCHOLOGIST	ARMY	0.0	0.0	0.0	0.0	0.0	0.0
	NAVY	0.0	0.0	0.0	0.0	0.0	0.0
	USAF	0.0	0.0	0.0	0.0	0.0	0.0
	TOTAL	0.0	0.0	0.0	0.0	0.0	0.0
VETERINARIAN	ARMY	6.0	0.0	0.0	0.0	6.0	6.0
	NAVY	0.0	0.0	0.0	0.0	0.0	0.0
	USAF	1.0	0.0	0.0	0.0	1.0	1.0
	TOTAL	7.0	0.0	0.0	0.0	7.0	7.0

Prepared by: Washington Headquarters Services
Directorate for Information
Operations and Reports

**FORMAT 35: CIVILIAN HEALTH CARE PERSONNEL STRENGTH (LOCAL/FOREIGN NATIONALS)
FISCAL YEAR 1988**

DISCIPLINE	SERVICE	NUMBER OF PERSONNEL					
		FULL TIME		PART TIME		TOTAL	
		NO.	FTE	NO.	FTE	NO.	FTE
PHYSICIAN ASSISTANT	ARMY	0.0	0.0	0.0	0.0	0.0	0.0
	NAVY	0.0	0.0	0.0	0.0	0.0	0.0
	USAF	0.0	0.0	0.0	0.0	0.0	0.0
	TOTAL	0.0	0.0	0.0	0.0	0.0	0.0
ALL OTHER CIVILIANS	ARMY	2501.0	42.0	86.0	2587.0	2543.0	0.0
	NAVY	0.0	0.0	0.0	0.0	0.0	0.0
	USAF	803.0	5.0	7.0	810.0	808.0	0.0
	TOTAL	3304.0	47.0	93.0	3397.0	3351.0	0.0
GRAND TOTALS	ARMY	2771.0	44.0	89.0	2860.0	2815.0	1.0
	NAVY	1.0	0.0	0.0	1.0	0.0	0.0
	USAF	863.0	6.8	16.0	879.0	869.8	0.0
	TOTAL	3635.0	50.8	105.0	3740.0	3685.8	0.0

Prepared by: Washington Headquarters Services
Directorate for Information
Operations and Reports

**SECTION II - RESERVE COMPONENT
and RETIRED PERSONNEL**

FORMAT 36: RESERVE COMPONENT HEALTH MANPOWER REQUIREMENTS, AND END STRENGTHS BY CORPS LEVEL - FISCAL YEAR 1988

CORPS	SERVICE	SERVICE ROMT.	END STRENGTH					TOTAL END STRENGTH
			SELECTED RESERVE	IRR/ING	STANDBY	RETIRED		
MEDICAL CORPS	USAR		2890	2656	3	1323	6872	
	ARNG		797	0	0	0	797	
	USNR		1536	1199	2372	612	5719	
	USAFR		759	256	2186	519	3720	
	ANG		492	0	0	0	492	
	TOTAL		6474	4111	4561	2454	17600	
DENTAL CORPS	USAR	SEE PAGE 2 FOR NOTE ON SERVICE REQUIREMENTS	1124	766	3	906	2799	
	ARNG		263	0	0	0	263	
	USNR		597	512	589	544	2242	
	USAFR		253	102	513	329	1197	
	ANG		148	0	0	0	148	
	TOTAL		2385	1380	1105	1779	6649	

Prepared by: Washington Headquarters Services
Directorate for Information
Operations and Reports

FORMAT 36: RESERVE COMPONENT HEALTH MANPOWER REQUIREMENTS, AND END STRENGTHS BY CORPS LEVEL - FISCAL YEAR 1988

CORPS	SERVICE	SERVICE ROMT.	END STRENGTH				TOTAL END STRENGTH
			SELECTED RESERVE	IRR/ING	STANDBY	RETIRED	
NURSE CORPS	USAR		6731	3369	5	1579	11684
	ARNG		1008	0	0	0	1008
	USNR		1437	659	738	421	3255
	USAFR		2119	842	3562	868	7391
	ANG		691	0	0	0	691
	TOTAL		11986	4870	4305	2868	24029
MEDICAL SERVICE CORPS	USAR	SEE PAGE 2 FOR NOTE ON SERVICE REQUIREMENTS	3796	2585	9	2680	9070
	ARNG		1136	0	0	0	1136
	USNR		799	223	141	579	1742
	USAFR		402	49	102	619	1172
	ANG		201	0	0	0	201
	TOTAL		6334	2857	252	3878	13321

Prepared by: Washington Headquarters Services
Directorate for Information Operations and Reports

FORMAT 36: RESERVE COMPONENT HEALTH MANPOWER REQUIREMENTS, AND END STRENGTHS BY CORPS LEVEL - FISCAL YEAR 1988

CORPS	SERVICE	SERVICE ROMT.	END STRENGTH					TOTAL END STRENGTH
			SELECTED RESERVE	IRR/ING	STANDBY	RETIRED		
ARMY MEDICAL SPECIALIST CORPS	USAR		454	299	1	265	1019	
	ARNG		21	0	0	0	21	
	USNR		0	0	0	0	0	
	USAFR		0	0	0	0	0	
	ANG		0	0	0	0	0	
	TOTAL		475	299	1	265	1040	
BIOMED. SCIENCES CORPS (USAF)	USAR	SEE PAGE 2 FOR NOTE ON SERVICE REQUIREMENTS	0	0	0	0	0	
	ARNG		0	0	0	0	0	
	USNR		0	0	0	0	0	
	USAFR		346	133	478	559	1516	
	ANG		191	0	0	0	191	
	TOTAL		537	133	478	559	1707	

Prepared by: Washington Headquarters Services
Directorate for Information Operations and Reports

FORMAT 36: RESERVE COMPONENT HEALTH MANPOWER REQUIREMENTS, AND END STRENGTHS BY CORPS LEVEL - FISCAL YEAR 1988

CORPS	SERVICE	SERVICE ROMT.	END STRENGTH					TOTAL END STRENGTH
			SELECTED RESERVE	IRR/ING	STANDBY	RETIRED	TOTAL END STRENGTH	
VETERINARY CORPS (ARMY)	USAR		148	180	1	204	533	
	ARNG		39	0	0	0	39	
	USNR		0	0	0	0	0	
	USAFR		0	0	0	0	0	
	ANG		0	0	0	0	0	
	TOTAL		187	180	1	204	572	
TOTAL COMMISSIONED OFFICERS	USAR	SEE PAGE 2 FOR NOTE ON SERVICE REQUIREMENTS	15143	9855	22	6957	31977	
	ARNG		3264	0	0	0	3264	
	USNR		4369	2593	3840	2156	12958	
	USAFR		3879	1382	6841	2894	14996	
	ANG		1723	0	0	0	1723	
	TOTAL		28378	13830	10703	12007	64918	
WARRANT OFFICERS	USAR		127	178	2	425	732	
	ARNG		342	0	0	0	342	
	USNR		55	10	2	121	188	
	USAFR		0	0	0	0	0	
	ANG		0	0	0	0	0	
	TOTAL		524	188	4	546	1262	

Prepared by: Washington Headquarters Services
Directorate for Information Operations and Reports

FORMAT 36: RESERVE COMPONENT HEALTH MANPOWER REQUIREMENTS, AND END STRENGTHS BY CORPS LEVEL - FISCAL YEAR 1988

CORPS	SERVICE	SERVICE ROMT.	END STRENGTH				TOTAL END STRENGTH
			SELECTED RESERVE	IRR/ING	STANDBY	RETIRED	
ENLISTED MEDICAL PERSONNEL	USAR		23267	14892	7	16085	54251
	ARNG		15307	0	0	0	15307
	USNR		11272	4317	29	4339	19957
	USAFR		7115	3132	54	7983	18284
	ANG		3647	0	0	0	3647
	TOTAL		60608	22341	90	28407	111446
ENLISTED DENTAL PERSONNEL	USAR		1595	733	0	990	3318
	ARNG		374	0	0	0	374
	USNR		1064	427	2	574	2067
	USAFR		239	371	2	1083	1695
	ANG		170	0	0	0	170
	TOTAL		3442	1531	4	2647	7624
TOTAL ENLISTED PERSONNEL	USAR		24862	15625	7	17075	57569
	ARNG		15681	0	0	0	15681
	USNR		12336	4744	31	4913	22024
	USAFR		7354	3503	56	9066	19979
	ANG		3817	0	0	0	3817
	TOTAL		64050	23872	94	31054	119070

Prepared by: Washington Headquarters Services
Directorate for Information Operations and Reports

FORMAT 36: RESERVE COMPONENT HEALTH MANPOWER REQUIREMENTS, AND END STRENGTHS BY CORPS LEVEL - FISCAL YEAR 1988

CORPS	SERVICE	SERVICE ROMT.	END STRENGTH				
			SELECTED RESERVE	IRR/ING	STANDBY	RETIRED	TOTAL END STRENGTH
TOTAL HEALTH MANPOWER	USAR		40132	25658	31	24457	90278
	ARNG		19287	0	0	0	19287
	USNR		16760	7347	3873	7190	35170
	USAFR		11233	4885	6897	11960	34975
	ANG		5540	0	0	0	5540
	TOTAL		92952	37890	10801	43607	185250
		SEE PAGE 2 FOR NOTE ON SERVICE REQUIREMENTS					

Prepared by: Washington Headquarters Services
Directorate for Information Operations and Reports

**FORMAT 37: RESERVE COMPONENT PROFESSIONAL HEALTH MANPOWER BY CORPS AND SEX
FISCAL YEAR 1988**

CORPS	SERVICE	SELECTED RESERVE		MAY/IMG		STANDBY RESERVE		TOTAL	
		M	F	M	F	M	F	M	F
MEDICAL CORPS	USAR	2649	241	2391	265	3	0	5043	506
	ARNG	748	49	0	0	0	0	748	49
	USNR	1454	82	1067	132	2294	78	4815	292
	USAFR	710	49	180	76	2099	87	2989	212
	ANG	473	19	0	0	0	0	473	19
TOTAL	6034	440	3638	473	4396	165	14068	1078	
DENTAL CORPS	USAR	1068	56	720	46	3	0	1791	102
	ARNG	253	10	0	0	0	0	253	10
	USNR	561	36	467	45	568	21	1596	102
	USAFR	242	11	89	13	468	45	799	69
	ANG	138	10	0	0	0	0	138	10
TOTAL	2262	123	1276	104	1039	66	4577	293	

Prepared by: Washington Headquarters Services
Directorate for Information Operations and Reports

**FORMAT 37: RESERVE COMPONENT PROFESSIONAL HEALTH MANPOWER BY CORPS AND SEX
FISCAL YEAR 1988**

CORPS	SERVICE	SELECTED RESERVE		IRR/ING		STANDBY RESERVE		TOTAL	
		M	F	M	F	M	F	M	F
NURSE CORPS	USAR	1497	5234	605	2764	0	5	2102	8003
	ARNG	332	676	0	0	0	0	332	676
	USNR	206	1231	78	581	47	691	331	2503
	USAFR	360	1759	84	758	356	3206	800	5723
	ANG	149	542	0	0	0	0	149	542
	TOTAL	2544	9442	767	4103	403	3902	3714	17447
MEDICAL SERVICE CORPS	USAR	3043	753	2154	431	9	0	5206	1184
	ARNG	933	203	0	0	0	0	933	203
	USNR	635	164	170	53	119	22	924	239
	USAFR	347	55	45	4	96	6	488	65
	ANG	169	32	0	0	0	0	169	32
	TOTAL	5127	1207	2369	488	224	28	7720	1723

Prepared by: Washington Headquarters Services
Directorate for Information
Operations and Reports

**FORMAT 37: RESERVE COMPONENT PROFESSIONAL HEALTH MANPOWER BY CORPS AND SEX
FISCAL YEAR 1988**

CORPS	SERVICE	SELECTED RESERVE		IRR/ING		STANDBY RESERVE		TOTAL	
		M	F	M	F	M	F	M	F
ARMY MEDICAL SPECIALIST CORPS	USAR	168	286	85	214	1	0	254	500
	ARNG	1	20	0	0	0	0	1	20
	USNR	0	0	0	0	0	0	0	0
	USAFR	0	0	0	0	0	0	0	0
	ANG	0	0	0	0	0	0	0	0
	TOTAL	169	306	85	214	1	0	255	520
BIOMED. SCIENCES CORPS (USAF)	USAR	0	0	0	0	0	0	0	0
	ARNG	0	0	0	0	0	0	0	0
	USNR	0	0	0	0	0	0	0	0
	USAFR	289	57	87	46	397	81	773	184
	ANG	174	17	0	0	0	0	174	17
	TOTAL	463	74	87	46	397	81	947	201

Prepared by: Washington Headquarters Services
Directorate for Information
Operations and Reports

**FORMAT 37: RESERVE COMPONENT PROFESSIONAL HEALTH MANPOWER BY CORPS AND SEX
FISCAL YEAR 1988**

CORPS	SERVICE	SELECTED RESERVE		IRR/ RNG		STANDBY RESERVE		TOTAL	
		M	F	M	F	M	F	M	F
VETERINARY CORPS (ARMY)	USAR	139	9	152	28	1	0	292	37
	ARNG	36	3	0	0	0	0	36	3
	USNR	0	0	0	0	0	0	0	0
	USAFR	0	0	0	0	0	0	0	0
	ANG	0	0	0	0	0	0	0	0
TOTAL	175	12	152	28	1	0	328	40	
TOTAL OFFICERS	USAR	8564	6579	6107	3748	17	5	14688	10332
	ARNG	2303	961	0	0	0	0	2303	961
	USNR	2856	1513	1782	811	3028	812	7666	3136
	USAFR	1948	1931	485	897	3416	3425	5849	6253
	ANG	1103	620	0	0	0	0	1103	620
TOTAL	16774	11604	8374	5456	6461	4242	31609	21302	
WARRANT OFFICERS	USAR	88	39	168	10	2	0	258	49
	ARNG	326	16	0	0	0	0	326	16
	USNR	50	5	8	2	2	0	60	7
	USAFR	0	0	0	0	0	0	0	0
	ANG	0	0	0	0	0	0	0	0
TOTAL	464	60	176	12	4	0	644	72	

Prepared by: Washington Headquarters Services
Directorate for Information Operations and Reports

**FORMAT 37: RESERVE COMPONENT PROFESSIONAL HEALTH MANPOWER BY CORPS AND SEX
FISCAL YEAR 1988**

CORPS	SERVICE	SELECTED RESERVE		MIR/ING		STANDBY RESERVE		TOTAL	
		M	F	M	F	M	F	M	F
ENLISTED MEDICAL PERSONNEL	USAR	18137	5130	10528	4364	5	2	28670	9496
	ARNG	10347	4960	0	0	0	0	10347	4960
	USNR	7430	3842	3249	1068	29	0	10708	4910
	USAFR	3992	3123	1723	1409	9	45	5724	4577
	ANG	2371	1276	0	0	0	0	2371	1276
	TOTAL	42277	18331	15500	6841	43	47	57820	25219
ENLISTED DENTAL PERSONNEL	USAR	1008	587	465	268	0	0	1473	855
	ARNG	257	117	0	0	0	0	257	117
	USNR	573	491	192	235	2	0	767	726
	USAFR	94	145	226	145	0	2	320	292
	ANG	98	72	0	0	0	0	98	72
	TOTAL	2030	1412	883	648	2	2	2915	2062
GRAND TOTALS	USAR	27797	12335	17268	8390	24	7	45089	20732
	ARNG	13233	6054	0	0	0	0	13233	6054
	USNR	10909	5851	5231	2116	3061	812	19201	8779
	USAF	6034	5199	2434	2451	3425	3472	11893	11122
	ANG	3572	1968	0	0	0	0	3572	1968
	TOTAL	61545	31407	24933	12957	6510	4291	92988	48655

Prepared by: Washington Headquarters Services
Directorate for Information Operations and Reports

**FORMAT 38: SELECTED RESERVE GAINS, LOSSES, AND END STRENGTH
FISCAL YEAR 1988**

MEDICAL SPECIALTY	SERVICE	CURRENT FY				FY + 1		FY + 2	FY + 3	FY + 4	FY + 5	FY + 6	
		BEGIN STREN.	TOTAL GAIN	TOTAL LOSS	END STREN.	BEGIN STREN.	TOTAL GAIN	TOTAL LOSS	END STREN.	END STREN.	END STREN.	END STREN.	
PHYSICIAN	USAR	2655	526	301	2890	2890	347	326	2911	3049	3284	3458	3458
	ARNG	757	130	90	797	797	166	111	852	883	948	1014	1087
	USNR	1214	530	208	1536	1536	543	261	1818	1891	1996	2081	2081
	USAFR	766	119	126	759	759	8	0	767	775	783	791	799
	ANG	491	72	71	492	492	8	0	500	512	515	520	525
	TOTAL	5893	1377	796	6474	6474	1072	698	6848	7110	7526	7864	8034
DENTIST	USAR	1067	76	19	1124	1124	119	205	1038	1069	1083	1082	1081
	ARNG	248	29	14	263	263	22	22	263	267	268	268	265
	USNR	600	111	114	597	597	35	113	449	449	449	449	449
	USAFR	264	15	26	253	253	0	3	250	250	250	250	250
	ANG	135	23	10	148	148	0	0	148	150	155	160	165
	TOTAL	2314	254	183	2385	2385	176	343	2148	2185	2205	2209	2210
NURSE	USAR	6231	1219	809	6731	6731	1412	1376	6767	7492	7909	8132	8131
	ARNG	927	161	80	1008	1008	132	101	1039	1115	1165	1230	1240
	USNR	1189	463	215	1437	1437	1147	258	2326	2537	2781	3122	3287
	USAFR	2118	254	253	2119	2119	30	0	2149	2179	2209	2239	2299
	ANG	660	114	83	691	691	19	0	710	720	775	800	820
	TOTAL	1125	2211	1440	11986	11986	2740	1735	12991	14043	14839	15523	15746

Prepared by: Washington Headquarters Services
Directorate for Information
Operations and Reports

**FORMAT 38: SELECTED RESERVE GAINS, LOSSES, AND END STRENGTH
FISCAL YEAR 1988**

MEDICAL SPECIALTY	SERVICE	CURRENT FY						FY + 1						FY + 2						FY + 3						FY + 4						FY + 5						
		END STRENGTH	TOTAL GAIN	END STRENGTH	RESERVE GAIN	END STRENGTH	TOTAL LOSS	END STRENGTH	TOTAL GAIN	END STRENGTH	RESERVE GAIN	END STRENGTH	TOTAL LOSS	END STRENGTH	TOTAL GAIN	END STRENGTH	RESERVE GAIN	END STRENGTH	TOTAL LOSS	END STRENGTH	TOTAL GAIN	END STRENGTH	RESERVE GAIN	END STRENGTH	TOTAL LOSS	END STRENGTH	TOTAL GAIN	END STRENGTH	RESERVE GAIN	END STRENGTH	TOTAL LOSS	END STRENGTH	TOTAL GAIN	END STRENGTH	RESERVE GAIN	END STRENGTH	TOTAL LOSS	END STRENGTH
OPTOMETRIST	USAR	116	21	4	133	133	5	9	129	130	130	130	130	130	130	130	130	130	130	130	130	130	130	130	130	130	130	130	130	130	130	130	130	130	130	130	130	130
	ARNG	15	0	2	13	13	4	1	16	15	15	14	15	15	15	15	15	15	15	15	15	15	15	15	15	15	15	15	15	15	15	15	15	15	15	15	15	15
	USNR	64	5	11	58	58	17	10	65	65	65	65	65	65	65	65	65	65	65	65	65	65	65	65	65	65	65	65	65	65	65	65	65	65	65	65	65	65
	USAFR	53	6	4	55	55	0	0	55	55	55	55	55	55	55	55	55	55	55	55	55	55	55	55	55	55	55	55	55	55	55	55	55	55	55	55	55	55
	ANG	75	6	1	80	80	0	0	80	80	80	80	80	80	80	80	80	80	80	80	80	80	80	80	80	80	80	80	80	80	80	80	80	80	80	80	80	80
	TOTAL	323	38	22	339	339	26	20	345	345	345	344	345	345	345	345	345	345	345	345	345	345	345	345	345	345	345	345	345	345	345	345	345	345	345	345	345	
PHARMACIST	USAR	250	55	6	299	299	19	59	259	261	261	263	261	261	261	261	261	261	261	261	261	261	261	261	261	261	261	261	261	261	261	261	261	261	261	261	261	261
	ARNG	39	11	0	50	50	6	4	52	52	52	54	54	54	54	54	54	54	54	54	54	54	54	54	54	54	54	54	54	54	54	54	54	54	54	54	54	54
	USNR	56	27	10	73	73	14	12	75	75	75	80	80	80	80	80	80	80	80	80	80	80	80	80	80	80	80	80	80	80	80	80	80	80	80	80	80	80
	USAFR	25	1	1	25	25	1	0	26	27	27	28	29	29	29	29	29	29	29	29	29	29	29	29	29	29	29	29	29	29	29	29	29	29	29	29	29	29
	ANG	0	0	0	0	0	0	0	0	0	0	0	0	0	0	0	0	0	0	0	0	0	0	0	0	0	0	0	0	0	0	0	0	0	0	0	0	
	TOTAL	370	94	17	447	447	40	75	412	415	415	425	424	424	424	424	424	424	424	424	424	424	424	424	424	424	424	424	424	424	424	424	424	424	424	424	424	
PODIATRIST	USAR	39	10	5	44	44	4	7	41	41	41	41	41	41	41	41	41	41	41	41	41	41	41	41	41	41	41	41	41	41	41	41	41	41	41	41	41	
	ARNG	0	1	0	1	1	0	0	1	1	1	1	1	1	1	1	1	1	1	1	1	1	1	1	1	1	1	1	1	1	1	1	1	1	1	1		
	USNR	14	10	2	22	22	7	4	25	27	27	29	29	29	29	29	29	29	29	29	29	29	29	29	29	29	29	29	29	29	29	29	29	29	29	29	29	
	USAFR	3	4	2	5	5	0	0	5	5	5	5	5	5	5	5	5	5	5	5	5	5	5	5	5	5	5	5	5	5	5	5	5	5	5	5	5	
	ANG	0	0	0	0	0	0	0	0	0	0	0	0	0	0	0	0	0	0	0	0	0	0	0	0	0	0	0	0	0	0	0	0	0	0	0	0	
	TOTAL	56	25	9	72	72	11	11	72	74	74	76	76	76	76	76	76	76	76	76	76	76	76	76	76	76	76	76	76	76	76	76	76	76	76	76		

Prepared by: Washington Headquarters Services
Directorate for Information
Operations and Reports

**FORMAT 38: SELECTED RESERVE GAINS, LOSSES, AND END STRENGTH
FISCAL YEAR 1988**

MEDICAL SPECIALTY	SERVICE	CURRENT FY			FY + 1			FY + 2	FY + 3	FY + 4	FY + 5	FY + 6
		BEGINNING STRENGTH	TOTAL GAIN	TOTAL LOSS	END STRENGTH	RESERVE STRENGTH	TOTAL GAIN	TOTAL LOSS	END STRENGTH	RESERVE STRENGTH	END STRENGTH	RESERVE STRENGTH
PSYCHOLOGIST	USAR	66	14	2	78	10	32	56	56	56	56	59
	ARNG	7	4	1	10	1	2	9	11	12	12	11
	USNR	53	10	7	56	0	9	47	41	41	41	41
	USAFR	22	3	4	21	1	0	22	23	25	26	27
	ANG	1	1	0	2	1	0	3	4	11	12	15
TOTAL	149	32	14	167	13	43	137	135	139	145	147	153
VETERINARIAN	USAR	140	16	8	148	27	28	147	153	155	155	154
	ARNG	36	3	0	39	6	4	41	41	41	42	42
	USNR	0	0	0	0	0	0	0	0	0	0	0
	USAFR	3	0	0	3	0	0	3	2	1	0	0
	ANG	0	0	0	0	0	0	0	0	0	0	0
TOTAL	179	19	8	190	33	32	191	196	196	197	197	196
PHYSICIAN ASSISTANT	USAR	107	26	33	100	15	2	113	114	115	115	115
	ARNG	337	14	9	342	12	10	344	326	294	273	255
	USNR	44	18	7	55	15	8	62	62	72	72	72
	USAFR	29	2	2	29	1	0	30	31	33	34	35
	ANG	3	12	1	14	3	0	17	19	28	28	30
TOTAL	520	72	52	540	46	20	566	552	551	542	522	507

Prepared by: Washington Headquarters Services
Directorate for Information
Operations and Reports

**FORMAT 39: IRR/ING GAINS, LOSSES, AND END STRENGTH
FISCAL YEAR 1988**

MEDICAL SPECIALTY	SERVICE	CURRENT FY				FY + 1				FY + 2	FY + 3	FY + 4	FY + 5	FY + 6
		TOTAL	TOTAL	END	TOTAL	TOTAL	TOTAL	END	END	END	END	END	END	END
		STRENGTH	LOSS	STRENGTH	LOSS	STRENGTH	LOSS	STRENGTH	STRENGTH	STRENGTH	STRENGTH	STRENGTH	STRENGTH	STRENGTH
PHYSICIAN	USAR	2427	279	50	2656	2656	255	883	2028	2065	2087	2109	2096	2095
	USNR	1290	*	*	1199	1199	*	*	*	*	*	*	*	*
	USAFR	203	53	0	256	256	2	0	258	260	262	264	266	268
	TOTAL	3920	332	50	4111	4111	257	883	2286	2325	2349	2373	2362	2363
DENTIST	USAR	819	15	68	766	766	108	16	858	849	844	842	843	843
	USNR	535	*	*	512	512	*	*	*	*	*	*	*	*
	USAFR	137	0	35	102	102	0	0	102	102	102	100	100	100
	TOTAL	1491	15	103	1380	1380	108	16	960	951	946	942	943	943
NURSE	USAR	2905	1292	828	3369	3369	309	436	3242	3286	3321	3338	3323	3323
	USNR	592	*	*	659	659	*	*	*	*	*	*	*	*
	USAFR	743	99	0	842	842	10	0	852	862	872	882	892	902
	TOTAL	4240	1391	828	4870	4870	319	436	4094	4148	4193	4220	4215	4225
OPTOMETRIST	USAR	166	12	30	148	148	15	4	159	159	159	159	159	159
	USNR	48	*	*	47	0	*	*	*	*	*	*	*	*
	USAFR	29	0	1	28	28	0	0	28	29	29	30	30	30
	TOTAL	243	12	31	223	176	15	4	187	188	188	189	189	189

* Navy unable to provide figures as required by governing DoD Instruction.

Prepared by: Washington Headquarters Services
Directorate for Information Operations and Reports

**FORMAT 39: IRR/ING GAINS, LOSSES, AND END STRENGTH
FISCAL YEAR 1988**

MEDICAL SPECIALTY	SERVICE	CURRENT FY				FY + 1			FY + 2	FY + 3	FY + 4	FY + 5	FY + 6
		BEGIN STREN.	TOTAL GAIN	TOTAL LOSS	END STREN.	BEGIN STREN.	TOTAL GAIN	TOTAL LOSS	END STREN.	END STREN.	END STREN.	END STREN.	END STREN.
PHARMACIST	USAR	207	15	40	182	22	3	201	200	199	199	199	199
	USNR	15	*	*	18	*	*	*	*	*	*	*	*
	USAFR	3	2	0	5	1	0	6	7	8	9	10	10
	TOTAL	225	17	40	205	23	3	207	207	208	208	209	209
PODIATRIST	USAR	54	1	5	50	4	0	54	54	54	54	53	53
	USNR	1	*	*	2	*	*	*	*	*	*	*	*
	USAFR	5	0	1	4	0	1	3	2	1	0	0	0
	TOTAL	60	1	6	56	4	1	57	56	54	54	53	53
PSYCHOLOGIST	USAR	83	17	12	88	12	28	72	72	71	71	71	71
	USNR	35	*	*	40	*	*	*	*	*	*	*	*
	USAFR	24	0	3	21	0	0	21	21	21	21	21	21
	TOTAL	142	17	15	149	12	28	93	93	92	92	92	92
VETERINARIAN	USAR	181	16	17	180	18	8	190	191	191	191	191	191
	USNR	0	*	*	0	*	*	*	*	*	*	*	*
	USAFR	1	0	0	1	0	1	0	0	0	0	0	0
	TOTAL	182	16	17	181	18	9	190	191	191	191	191	191

* Navy unable to provide figures as required by governing DoD instruction.

Prepared by: Washington Headquarters Services
Directorate for Information
Operations and Reports

**FORMAT 39: IRR/ING GAINS, LOSSES, AND END STRENGTH
FISCAL YEAR 1988**

MEDICAL SPECIALTY	SERVICE	CURRENT FY			FY + 1			FY + 2	FY + 3	FY + 4	FY + 5	FY + 6
		BEGIN STREN.	TOTAL GAIN	TOTAL LOSS	END STREN.	BEGIN STREN.	TOTAL GAIN	TOTAL LOSS	END STREN.	END STREN.	END STREN.	END STREN.
PHYSICIAN ASSISTANT	USAR	154	20	4	170	4	16	157	157	155	155	155
	USNR	7	*	*	10	*	*	*	*	*	*	*
	USAFR	7	0	0	5	0	0	5	5	5	5	5
	TOTAL	168	20	6	185	4	16	162	162	160	160	160

* Navy unable to provide figures as required by governing DoD Instruction.

Prepared by: Washington Headquarters Services
Directorate for Information Operations and Reports

**FORMAT 40: STANDBY RESERVE GAINS, LOSSES, AND END STRENGTH
FISCAL YEAR 1988**

MEDICAL SPECIALTY	SERVICE	CURRENT FY			FY + 1			FY + 2	FY + 3	FY + 4	FY + 5	FY + 6
		BEGIN STREN	TOTAL GAIN	TOTAL LOSS	END STREN	BEGIN STREN	TOTAL GAIN	TOTAL LOSS	END STREN	END STREN	END STREN	END STREN
PHYSICIAN	USAR	1	2	0	3	0	2	1	2	2	2	2
	USNR	2344	*	*	2372	*	*	*	*	*	*	*
	USAFR	2569	0	383	2186	100	0	2286	2486	2586	2686	2786
	TOTAL	4914	2	383	4561	100	2	2287	2488	2588	2688	2788
DENTIST	USAR	1	2	0	3	0	2	1	1	1	1	1
	USNR	522	*	*	589	*	*	*	*	*	*	*
	USAFR	566	0	50	513	0	10	503	483	473	463	453
	TOTAL	1039	2	50	1105	0	12	504	484	474	464	454
NURSE	USAR	4	1	0	5	0	1	4	5	5	5	5
	USNR	732	*	*	738	*	*	*	*	*	*	*
	USAFR	3564	58	0	3562	50	0	3612	3712	3762	3812	3862
	TOTAL	4240	59	0	4305	50	1	3616	3717	3767	3817	3867
OPTOMETRIST	USAR	0	0	0	0	0	0	0	0	0	0	0
	USNR	48	*	*	52	*	*	*	*	*	*	*
	USAFR	168	0	79	89	0	0	89	89	89	89	89
	TOTAL	216	0	79	141	0	0	89	89	89	89	89

* Navy unable to provide figures as required by the governing DoD Instruction.

Prepared by: Washington Headquarters Services
Directorate for Information Operations and Reports

**FORMAT 40: STANDBY RESERVE GAINS, LOSSES, AND END STRENGTH
FISCAL YEAR 1988**

MEDICAL SPECIALTY	SERVICE	CURRENT FY				FY + 1			FY + 2	FY + 3	FY + 4	FY + 5	FY + 6
		BEGIN STREN.	TOTAL GAIN	TOTAL LOSS	END STREN.	BEGIN STREN.	TOTAL GAIN	TOTAL LOSS	END STREN.	END STREN.	END STREN.	END STREN.	END STREN.
PHARMACIST	USAR	0	0	0	0	0	0	0	0	0	0	0	0
	USNR	7	*	*	8	*	*	*	*	*	*	*	*
	USAFR	43	0	5	38	0	5	0	43	53	58	63	68
	TOTAL	50	0	5	46	0	5	0	43	53	58	63	68
PODIATRIST	USAR	0	0	0	0	0	0	0	0	0	0	0	0
	USNR	1	*	*	1	*	*	*	*	*	*	*	*
	USAFR	23	0	14	9	1	0	0	10	10	10	10	10
	TOTAL	24	0	14	10	1	0	0	10	10	10	10	10
PSYCHOLOGIST	USAR	1	0	0	1	0	0	0	1	2	2	2	2
	USNR	14	*	*	14	*	*	*	*	*	*	*	*
	USAFR	81	4	0	85	2	0	0	87	91	93	95	97
	TOTAL	96	4	0	100	2	0	0	88	91	95	97	99
VETERINARIAN	USAR	1	0	0	1	0	0	0	1	2	2	2	2
	USNR	0	*	*	0	*	*	*	*	*	*	*	*
	USAFR	38	0	12	26	0	5	21	16	11	6	3	0
	TOTAL	39	0	12	27	0	5	22	18	13	8	5	2

* Navy unable to provide figures as required by the governing DoD instruction.

Prepared by: Washington Headquarters Services
Directorate for Information Operations and Reports

**FORMAT 41: SELECTED RESERVE RECRUITMENT BY DISCIPLINE BY YEAR
FISCAL YEAR 1988**

DISCIPLINE	SERVICE	GOAL	CURRENT FISCAL YEAR				
			NO. OF APPLICANTS	NO. OF SELECTEES	NO. ENTERED SEL. RES.	NO. DECLINED	
PHYSICIAN	USAR	604	475	459	423	30	
	ARNG	240	0	278	133	0	
	USNR	390	137	169	581	16	
	USAFR	0	123	121	119	2	
	ANG	35	59	49	49	0	
TOTAL	1269	794	1076	1305	48		
DENTIST	USAR	0	42	40	33	3	
	ARNG	0	0	29	29	0	
	USNR	25	13	7	96	1	
	USAFR	0	16	15	15	0	
	ANG	10	25	23	23	0	
TOTAL	35	96	114	196	4		
NURSE	USAR	1150	1381	1155	1126	126	
	ARNG	251	0	316	161	0	
	USNR	520	187	177	469	17	
	USAFR	0	268	260	254	6	
	ANG	150	120	114	114	0	
TOTAL	2071	1956	2022	2124	149		

Prepared by: Washington Headquarters Services
Directorate for Information
Operations and Reports

**FORMAT 41: SELECTED RESERVE RECRUITMENT BY DISCIPLINE BY YEAR
FISCAL YEAR 1988**

DISCIPLINE	SERVICE	CURRENT FISCAL YEAR					NO. DECLINED
		GOAL	NO. OF APPLICANTS	NO. OF SELECTEES	NO. ENTERED SEL. RES.		
OPTOMETRIST	USAR	0	4	4	4	0	0
	ARNG	0	0	0	0	0	0
	USNR	0	0	0	0	0	0
	USAFR	0	6	6	6	0	0
PHARMACIST	ANG	15	7	6	6	0	0
	TOTAL	15	17	16	16	0	0
PODIATRIST	USAR	20	23	23	21	2	2
	ARNG	0	0	11	11	0	0
	USNR	0	0	0	0	0	0
	USAFR	0	1	1	1	0	0
	ANG	0	0	0	0	0	0
	TOTAL	20	24	35	33	2	2
PODIATRIST	USAR	0	0	0	0	0	0
	ARNG	0	0	1	1	0	0
	USNR	0	0	0	0	0	0
	USAFR	0	4	4	4	0	0
	ANG	0	0	0	0	0	0
TOTAL	0	4	5	5	0	0	

Prepared by: Washington Headquarters Services
Directorate for Information
Operations and Reports

**FORMAT 41: SELECTED RESERVE RECRUITMENT BY DISCIPLINE BY YEAR
FISCAL YEAR 1988**

DISCIPLINE	SERVICE	GOAL	CURRENT FISCAL YEAR					
			NO. OF APPLICANTS	NO. OF SELECTEES	NO. ENTERED SEL. RES.	NO. DECLINED		
PSYCHOLOGIST	USAR	0	0	0	0	0	0	
	ARNG	0	0	4	4	0	0	
	USNR	0	0	0	0	0	0	
	USAFR	0	5	4	3	1	1	
	ANG	10	1	1	1	0	0	
	TOTAL	10	6	9	8	1	1	
	VETERINARIAN	USAR	0	8	7	7	0	0
		ARNG	0	0	3	3	0	0
		USNR	0	0	0	0	0	0
		USAFR	0	0	0	0	0	0
ANG		0	0	0	0	0	0	
TOTAL		0	8	10	10	0	0	
PHYSICIAN ASSISTANT		USAR	0	0	0	0	0	0
	ARNG	0	0	14	14	0	0	
	USNR	33	12	18	21	1	1	
	USAFR	0	2	2	2	0	0	
	ANG	17	14	12	12	0	0	
	TOTAL	50	28	46	49	1	1	

Prepared by: Washington Headquarters Services
Directorate for Information
Operations and Reports

**FORMAT 41: SELECTED RESERVE RECRUITMENT BY DISCIPLINE BY YEAR
FISCAL YEAR 1988**

DISCIPLINE	SERVICE	STIPEND PROGRAM			LOAN REPAYMENT PROGRAM		
		GOAL	NO. OF APPLICANTS	NO. ENTERED	GOAL	NO. OF APPLICANTS	NO. ENTERED
GENERAL SURGERY	USAR	135	67	61	5	5	5
	ARNG	0	0	7	0	0	12
	USNR	0	12	12	0	1	1
	USAFR	0	0	0	0	0	0
	ANG	0	0	0	0	0	2
	TOTAL	135	79	80	5	6	20
ORTHOPEDIC SURGERY	USAR	31	17	16	2	2	2
	ARNG	0	0	2	0	0	7
	USNR	0	9	9	0	0	0
	USAFR	0	0	0	0	0	0
	ANG	0	0	0	0	0	1
	TOTAL	31	26	27	2	2	10

Prepared by: Washington Headquarters Services
Directorate for Information
Operations and Reports

**FORMAT 41: SELECTED RESERVE RECRUITMENT BY DISCIPLINE BY YEAR
FISCAL YEAR 1988**

DISCIPLINE	SERVICE	STIPEND PROGRAM		LOAN REPAYMENT PROGRAM	
		GOAL	NO. OF APPLICANTS ENTERED	GOAL	NO. OF APPLICANTS ENTERED
ANESTHESIOLOGY	USAR	61	31	3	3
	ARNG	0	0	0	4
	USNR	0	9	0	0
	USAFR	0	0	0	0
	ANG	0	0	0	0
TOTAL	61	40	3	7	
NURSE ANESTHETIST	USAR	0	75	0	0
	ARNG	0	0	0	5
	USNR	0	11	0	0
	USAFR	0	0	0	4
	ANG	0	0	0	1
TOTAL	0	86	0	10	

Prepared by: Washington Headquarters Services
Directorate for Information
Operations and Reports

**FORMAT 41: SELECTED RESERVE RECRUITMENT BY DISCIPLINE BY YEAR
FISCAL YEAR 1988**

DISCIPLINE	SERVICE	STIPEND PROGRAM			LOAN REPAYMENT PROGRAM		
		GOAL	NO. OF APPLICANTS	NO. ENTERED	GOAL	NO. OF APPLICANTS	NO. ENTERED
OPERATING ROOM NURSE	USAR	0	2	1	0	0	0
	ARNG	0	0	0	0	0	6
	USNR	0	4	4	0	1	0
	USAFR	0	0	0	0	1	1
	ANG	0	0	0	0	0	0
	TOTAL	0	6	5	0	2	7
EMERGENCY MEDICINE	USAR	0	0	0	3	3	3
	ARNG	0	0	0	0	0	0
	USNF	0	0	0	0	0	0
	USAFR	0	0	0	0	0	0
	ANG	0	0	0	0	0	0
	TOTAL	0	0	0	3	3	3

Prepared by: Washington Headquarters Services
Directorate for Information
Operations and Reports

**FORMAT 41: SELECTED RESERVE RECRUITMENT BY DISCIPLINE BY YEAR
FISCAL YEAR 1988**

DISCIPLINE	SERVICE	STIPEND PROGRAM			LOAN REPAYMENT PROGRAM		
		GOAL	NO. OF APPLICANTS	NO. ENTERED	GOAL	NO. OF APPLICANTS	NO. ENTERED
MED/SURGICAL NURSE	USAR	0	0	0	0	0	0
	ARNG	0	0	0	0	0	21
	USNR	0	17	17	0	0	0
	USAFR	0	0	0	0	0	0
	ANG	0	0	0	0	0	0
	TOTAL	0	17	17	0	0	21
SPECIALTY SURGEONS	USAR	0	7	7	0	0	0
	ARNG	0	0	0	0	0	0
	USNR	0	2	2	0	0	0
	USAFR	0	0	0	0	0	0
	ANG	0	0	0	0	0	0
	TOTAL	0	9	9	0	0	0

Prepared by: Washington Headquarters Services
Directorate for Information
Operations and Reports

**FORMAT 42: IRR/ING RECRUITMENT BY DISCIPLINE BY YEAR
FISCAL YEAR 1988**

DISCIPLINE	SERVICE	CURRENT FISCAL YEAR				
		GOAL	NO. OF APPLICANTS	NO. OF SELECTEES	NO. ENTERED IRR/ING	NO. DECLINED
PHYSICIAN	USAR	0	237	236	233	2
	USNR	0	0	0	0	0
	USAFR	0	0	0	0	0
	TOTAL	0	237	236	233	2
DENTIST	USAR	0	20	19	2	1
	USNR	0	0	0	0	0
	USAFR	0	0	0	0	0
	TOTAL	0	20	19	2	1
NURSE	USAR	0	24	24	24	0
	USNR	0	0	0	0	0
	USAFR	0	0	0	0	0
	TOTAL	0	24	24	24	0
OPTOMETRIST	USAR	0	4	4	4	0
	USNR	0	0	0	0	0
	USAFR	0	0	0	0	0
	TOTAL	0	4	4	4	0

Prepared by: Washington Headquarters Services
Directorate for Information
Operations and Reports

**FORMAT 42: IRR/ING RECRUITMENT BY DISCIPLINE BY YEAR
FISCAL YEAR 1988**

DISCIPLINE	SERVICE	GOAL	CURRENT FISCAL YEAR				NO. DECLINED
			NO. OF APPLICANTS	NO. OF SELECTEES	NO. ENTERED IRR/ING		
PHARMACIST	USAR	20	7	7	7	0	
	USNR	0	0	0	0	0	
	USAFR	0	0	0	0	0	
	TOTAL	20	7	7	7	0	
PODIATRIST	USAR	0	2	2	2	0	
	USNR	0	0	0	0	0	
	USAFR	0	0	0	0	0	
	TOTAL	0	2	2	2	0	
PSYCHOLOGIST	USAR	0	3	3	3	0	
	USNR	0	0	0	0	0	
	USAFR	0	0	0	0	0	
	TOTAL	0	3	3	3	0	
VETERINARIAN	USAR	0	6	6	8	1	
	USNR	0	0	0	0	0	
	USAFR	0	0	0	0	0	
	TOTAL	0	6	6	8	1	

Prepared by: Washington Headquarters Services
Directorate for Information
Operations and Reports

**FORMAT 42: IRR/ING RECRUITMENT BY DISCIPLINE BY YEAR
FISCAL YEAR 1988**

DISCIPLINE	SERVICE	CURRENT FISCAL YEAR				
		GOAL	NO. OF APPLICANTS	NO. OF SELECTEES	NO. ENTERED IRR/ING	NO. DECLINED
PHYSICIAN ASSISTANT	USAR	0	0	0	0	0
	USNR	0	0	0	0	0
	USAFR	0	0	0	0	0
	TOTAL	0	0	0	0	0

Prepared by: Washington Headquarters Services
Directorate for Information
Operations and Reports

**FORMAT 42: IRR/ING RECRUITMENT BY DISCIPLINE BY YEAR
FISCAL YEAR 1988**

DISCIPLINE	SERVICE	STIPEND PROGRAM			LOAN REPAYMENT PROGRAM		
		GOAL	NO. OF APPLICANTS	NO. ENTERED	GOAL	NO. OF APPLICANTS	NO. ENTERED
GENERAL SURGERY	USAR	0	0	0	0	0	0
	USNR	0	0	0	0	0	0
	USAFR	0	0	0	0	0	0
	TOTAL	0	0	0	0	0	0
ORTHOPEDIC SURGERY	USAR	0	0	0	0	0	0
	USNR	0	0	0	0	0	0
	USAFR	0	0	0	0	0	0
	TOTAL	0	0	0	0	0	0
ANESTHESIOLOGY	USAR	0	0	0	0	0	0
	USNR	0	0	0	0	0	0
	USAFR	0	0	0	0	0	0
	TOTAL	0	0	0	0	0	0
NURSE ANESTHETIST	USAR	0	0	0	0	0	0
	USNR	0	0	0	0	0	0
	USAFR	0	0	0	0	0	0
	TOTAL	0	0	0	0	0	0

Prepared by: Washington Headquarters Services
Directorate for Information
Operations and Reports

**FORMAT 42: IRR/ING RECRUITMENT BY DISCIPLINE BY YEAR
FISCAL YEAR 1988**

DISCIPLINE	SERVICE	STIPEND PROGRAM			LOAN REPAYMENT PROGRAM		
		GOAL	NO. OF APPLICANTS	NO. ENTERED	GOAL	NO. OF APPLICANTS	NO. ENTERED
OPERATING ROOM NURSE	USAR	0	0	0	0	0	0
	USNR	0	0	0	0	0	0
	USAFR	0	0	0	0	0	0
	TOTAL	0	0	0	0	0	0

Prepared by: Washington Headquarters Services
Directorate for Information Operations and Reports

**FORMAT 44: RESERVE COMPONENT PHYSICIANS AUTHORIZED AND ASSIGNED BY
PRIMARY SPECIALTY - FISCAL YEAR 1988**

MEDICAL SPECIALTY	SERVICE	SERVICE REQMT.	SELECTED RESERVE		IRR/ING ASSIGNED	STANDBY ASSIGNED	TOTAL ASSIGNED
			AUTH.	ASSGN.			
ANESTHESIOLOGY	USAR		195	143	100	0	243
	ARNG		28	18	0	0	18
	USNR		114	89	62	105	256
	USAFR		25	31	9	103	143
	ANG		0	17	0	0	17
	TOTAL		362	298	171	208	677
AVIATION MEDICINE/AEROSPACE	USAR	SEE PAGE 2	16	27	47	0	74
	ARNG	FOR NOTE ON	77	48	0	0	48
	USNR	SERVICE	80	72	38	74	184
	USAFR	REQUIREMENTS	271	194	18	89	301
	ANG		357	161	0	0	161
	TOTAL		801	502	103	163	768
DERMATOLOGY	USAR		34	28	33	0	61
	ARNG		0	2	0	0	2
	USNR		13	12	13	22	47
	USAFR		6	9	1	26	36
	ANG		0	3	0	0	3
	TOTAL		53	54	47	48	149

Prepared by: Washington Headquarters Services
Directorate for Information
Operations and Reports

**FORMAT 44: RESERVE COMPONENT PHYSICIANS AUTHORIZED AND ASSIGNED BY
PRIMARY SPECIALTY - FISCAL YEAR 1988**

MEDICAL SPECIALTY	SERVICE	SERVICE RQMT.	SELECTED RESERVE		IRR/MNG ASSIGNED	STANDBY ASSIGNED	TOTAL ASSIGNED
			AUTH.	ASSGN.			
GENERAL MEDICINE	USAR		688	326	514	1	841
	ARNG		402	220	0	0	220
	USNR		636	443	467	658	1568
	USAFR		109	71	41	277	389
	ANG		136	108	0	0	108
	TOTAL		1971	1168	1022	936	3126
INTERNAL MEDICINE							
ALLERGY/IMMUNOLOGY		SEE PAGE 2 FOR NOTE ON SERVICE REQUIREMENTS	4	20	10	0	30
	USAR		0	1	0	0	1
	ARNG		1	0	0	0	0
	USNR		0	0	1	6	7
	USAFR		0	0	0	0	0
	ANG		5	21	11	6	38
	TOTAL						
CARDIOLOGY/CARDIOVASCULAR	USAR		38	28	42	0	70
	ARNG		0	4	0	0	4
	USNR		4	0	0	0	0
	USAFR		0	0	0	0	0
	ANG		0	0	0	0	0
	TOTAL		42	32	42	0	74

Prepared by: Washington Headquarters Services
Directorate for Information
Operations and Reports

**FORMAT 44: RESERVE COMPONENT PHYSICIANS AUTHORIZED AND ASSIGNED BY
PRIMARY SPECIALTY - FISCAL YEAR 1988**

MEDICAL SPECIALTY	SERVICE	SERVICE RQMT.	SELECTED RESERVE		IRR/ING ASSIGNED	STANDBY ASSIGNED	TOTAL ASSIGNED
			AUTH.	ASSGN.			
ENDOCRINOLOGY/METABOLISM	USAR		0	8	14	0	22
	ARNG		0	0	0	0	0
	USNR		1	0	0	0	0
	USAFR		0	0	0	0	0
	ANG		0	0	0	0	0
TOTAL		1	8	14	0	22	
LABORATORY	USAR		1	15	15	0	41
	ARNG		0	0	0	0	0
	USNR		1	0	0	0	0
	USAFR		1	0	0	0	0
	ANG		0	0	0	0	0
TOTAL		3	15	15	0	41	
GENERAL INTERNS	USAR		314	145	289	0	638
	ARNG		85	69	0	0	69
	USNR		89	143	95	296	534
	USAFR		67	63	36	196	295
	ANG		0	64	0	0	64
TOTAL		745	688	420	492	1600	

Prepared by Washington Headquarters Services
Directorate for Information
Operations and Reports

**FORMAT 44: RESERVE COMPONENT PHYSICIANS AUTHORIZED AND ASSIGNED BY
PRIMARY SPECIALTY - FISCAL YEAR 1988**

MEDICAL SPECIALTY	SERVICE	SERVICE RQMT.	SELECTED RESERVE		IRR/ING ASSIGNED	STANDBY ASSIGNED	TOTAL ASSIGNED
			AUTH.	ASSGN.			
HEMATOLOGY/ONCOLOGY	USAR		0	10	19	0	29
	ARNG		0	0	0	0	0
	USNR		0	0	0	0	0
	USAFR		0	6	0	0	0
	ANG		0	0	0	0	0
TOTAL		0	10	19	0	29	
INFECTIOUS DISEASE	USAR		0	17	4	0	21
	ARNG		0	0	0	0	0
	USNR		1	0	0	0	0
	USAFR		0	0	0	0	0
	ANG		0	0	0	0	0
TOTAL		1	17	4	0	21	
NEPHROLOGY	USAR		0	17	21	0	38
	ARNG		0	1	0	0	1
	USNR		2	0	0	0	0
	USAFR		0	0	0	0	0
	ANG		0	0	0	0	0
TOTAL		2	18	21	0	39	

Prepared by: Washington Headquarters Services
Directorate for Information
Operations and Reports

**FCRAT 44: RESERVE COMPONENT PHYSICIANS AUTHORIZED AND ASSIGNED BY
PRIMARY SPECIALTY - FISCAL YEAR 1988**

MEDICAL SPECIALTY	SERVICE	SERVICE RQMT.	SELECTED RESERVE		IRR/ING ASSIGNED	STANDBY ASSIGNED	TOTAL ASSIGNED
			AUTH.	ASSGN.			
PULMONARY	USAR		12	18	24	0	42
	ARNG		0	2	0	0	2
	USNR		1	0	0	0	0
	USAFR		0	0	0	0	0
	ANG		0	0	0	0	0
	TOTAL		13	20	24	0	44
RHEUMATOLOGY	USAR		0	10	3	0	13
	ARNG		0	0	0	0	0
	USNR		0	0	0	0	0
	USAFR		0	0	0	0	0
	ANG		0	0	0	0	0
	TOTAL		0	10	3	0	13
TROPICAL	USAR		0	0	0	0	0
	ARNG		0	0	0	0	0
	USNR		0	0	0	0	0
	USAFR		0	0	0	0	0
	ANG		0	0	0	0	0
	TOTAL		0	0	0	0	0

Prepared by: Washington Headquarters Services
Directorate for Information Operations and Reports

**FORMAT 44: RESERVE COMPONENT PHYSICIANS AUTHORIZED AND ASSIGNED BY
PRIMARY SPECIALTY - FISCAL YEAR 1988**

MEDICAL SPECIALTY	SERVICE	SERVICE RQMT.	SELECTED RESERVE		IRR/ING ASSIGNED	STANDBY ASSIGNED	TOTAL ASSIGNED
			AUTH.	ASSGN.			
NEUROLOGY	USAR		41	45	32	0	77
	ARNG		0	3	0	0	3
	USNR		14	17	12	27	56
	USAFR		3	6	4	27	37
	ANG		0	3	0	0	3
	TOTAL		58	74	48	54	176
NUCLEAR MEDICINE	USAR		0	23	10	0	33
	ARNG		0	3	0	0	3
	USNR		0	4	0	1	5
	USAFR		0	0	0	2	2
	ANG		0	0	0	0	0
		TOTAL		0	30	10	3
OBSTETRICS/GYNECOLOGY	USAR		121	118	155	0	273
	ARNG		13	11	0	0	11
	USNR		27	53	47	114	214
	USAFR		20	21	16	109	146
	ANG		0	0	0	0	0
		TOTAL		181	203	218	223

Prepared by: Washington Headquarters Services
Directorate for Information
Operations and Reports

**FORMAT 44: RESERVE COMPONENT PHYSICIANS AUTHORIZED AND ASSIGNED BY
PRIMARY SPECIALTY - FISCAL YEAR 1988**

MEDICAL SPECIALTY	SERVICE	SERVICE REQMT.	SELECTED RESERVE		IRR/ING ASSIGNED	STANDBY ASSIGNED	TOTAL ASSIGNED
			AUTH.	ASSGN.			
OPHTHALMOLOGY	USAR		63	64	62	0	126
	ARNG		9	11	0	0	11
	USNR		27	29	15	66	110
	USAFR		17	23	5	68	96
	ANG		0	12	0	0	12
TOTAL		116	139	82	134	355	
ORTHOPEDIC SURGERY	USAR		340	128	110	1	239
	ARNG		67	30	0	0	30
	USNR		86	75	46	126	247
	USAFR		57	45	7	179	231
	ANG		0	16	0	0	16
TOTAL		552	294	163	306	763	
OTORHINOLARYNGOLOGY	USAR		57	53	44	0	97
	ARNG		9	9	0	0	9
	USNR		27	36	19	55	110
	USAFR		6	12	10	50	72
	ANG		0	9	0	0	9
TOTAL		99	119	73	105	297	

Prepared by: Washington Headquarters Services
Directorate for Information
Operations and Reports

**FORMAT 44: RESERVE COMPONENT PHYSICIANS AUTHORIZED AND ASSIGNED BY
PRIMARY SPECIALTY - FISCAL YEAR 1988**

MEDICAL SPECIALTY	SERVICE	SERVICE ROMT.	SELECTED RESERVE		IRR/ING ASSIGNED	STANDBY ASSIGNED	TOTAL ASSIGNED
			AUTH.	ASSGN.			
PATHOLOGY	USAR		67	155	97	0	252
	ARNG		9	13	0	0	13
	USNR		26	42	26	65	133
	USAFR		18	31	6	51	88
	ANG		0	6	0	0	6
	TOTAL		120	247	129	116	492
PEDIATRICS	USAR		38	174	128	0	302
	ARNG		0	11	0	0	11
	USNR		5	54	38	94	186
	USAFR		19	24	15	106	145
	ANG		0	0	0	0	0
	TOTAL		52	263	181	200	644
PHYSICAL MEDICINE	USAR		1	39	25	0	64
	ARNG		0	4	0	0	4
	USNR		0	4	5	3	12
	USAFR		0	0	2	1	3
	ANG		0	0	0	0	0
	TOTAL		1	47	32	4	83

Prepared by: Washington Headquarters Services
Directorate for Information
Operations and Reports

**FORMAT 44: RESERVE COMPONENT PHYSICIANS AUTHORIZED AND ASSIGNED BY
PRIMARY SPECIALTY - FISCAL YEAR 1988**

SPECIALTY	SERVICE	SELECTED RESERVE		IRR/ING ASSIGNED	STANDBY ASSIGNED	TOTAL ASSIGNED
		ASSIGNED	AVAILABLE			
MEDICAL MEDICINE	USAF	30		10	0	40
	ARNG	22		0	0	22
	USNR	15		6	12	33
	USAFR	0		0	0	0
	ANG	0		0	0	0
TOTAL		67		16	12	95
PREVENTIVE MEDICINE	USAF	25		100	0	286
	ARNG	10		0	0	15
	USNR	20		20	99	190
	USAFR	10		0	27	129
	ANG	14		0	0	18
TOTAL		79		157	126	638
PSYCHIATRY	USAF	122		120	0	242
	ARNG	14		0	0	14
	USNR	47		54	104	205
	USAFR	36		10	130	176
	ANG	15		0	0	15
TOTAL		234		184	234	652
RADIOLOGY	USAF	154		120	0	242
	ARNG	14		0	0	14
	USNR	57		54	104	205
	USAFR	21		10	130	176
	ANG	0		0	0	15
TOTAL		246		184	234	652

Prepared by Washington Headquarters Services
Directorate for Information
Operations and Reports

**FORMAT 44: RESERVE COMPONENT PHYSICIANS AUTHORIZED AND ASSIGNED BY
PRIMARY SPECIALTY - FISCAL YEAR 1988**

MEDICAL SPECIALTY	SERVICE	SERVICE REQMT.	SELECTED RESERVE		IRR/ING ASSIGNED	STANDBY ASSIGNED	TOTAL ASSIGNED
			AUTH.	ASSGN.			
SURGERY	USAR		70	30	19	0	49
	ARNG		22	11	0	0	11
	USNR		20	17	14	20	51
	USAFR		0	0	0	20	20
	ANG		0	3	0	0	3
	TOTAL		112	61	33	40	134
COLON/RECTAL	USAR	SEE PAGE 2 FOR NOTE ON SERVICE REQUIREMENTS	0	0	0	0	0
	ARNG		0	0	0	0	0
	USNR		0	0	0	0	0
	USAFR		0	0	1	7	8
	ANG		0	0	0	0	0
	TOTAL		0	0	1	7	8
GENERAL	USAR		660	333	228	1	562
	ARNG		253	109	0	0	109
	USNR		141	113	67	150	330
	USAFR		122	85	24	334	443
	ANG		0	25	0	0	25
	TOTAL		1176	665	319	485	1469

Prepared by: Washington Headquarters Services
Directorate for Information
Operations and Reports

**FORMAT 44: RESERVE COMPONENT PHYSICIANS AUTHORIZED AND ASSIGNED BY
PRIMARY SPECIALTY - FISCAL YEAR 1988**

MEDICAL SPECIALTY	SERVICE	SERVICE COMMT.	SELECTED RESERVE		IRR/ING ASSIGNED	STANDBY ASSIGNED	TOTAL ASSIGNED
			AUTH	ASSGN.			
NEUROLOGICAL	USAR		56	46	29	0	75
	ARNG		9	4	0	0	4
	USNR		23	25	8	17	50
	USAFR		0	0	1	31	32
	ANG		0	0	0	0	0
TOTAL			88	75	38	48	161
ONCOLOGY	USAR		0	0	0	0	0
	ARNG		0	0	0	0	0
	USNR		0	0	0	0	0
	USAFR		0	0	0	0	0
	ANG		0	0	0	0	0
TOTAL			0	0	0	0	0
PEDIATRIC	USAR		0	0	0	0	0
	ARNG		0	0	0	0	0
	USNR		1	0	0	0	0
	USAFR		0	0	0	0	0
	ANG		0	0	0	0	0
TOTAL			1	0	0	0	0

SEE PAGE 2
FOR NOTE ON
SERVICE
REQUIREMENTS

Prepared by: Washington Headquarters Services
Directorate for Information
Operations and Reports

**FORMAT 44: RESERVE COMPONENT PHYSICIANS AUTHORIZED AND ASSIGNED BY
PRIMARY SPECIALTY - FISCAL YEAR 1988**

MEDICAL SPECIALTY	SERVICE	SERVICE RQMT.	SELECTED RESERVE		IRR/ING ASSIGNED	STANDBY ASSIGNED	TOTAL ASSIGNED
			AUTH.	ASSGN.			
PERIPHERAL VASCULAR	USAR		0	5	3	0	8
	ARNG		0	1	0	0	1
	USNR		0	0	0	0	0
	USAFR		0	0	2	14	16
	ANG		0	0	0	0	0
TOTAL		0	6	5	14	25	
PLASTIC	USAR		3	21	23	0	44
	ARNG		0	0	0	0	0
	USNR		6	15	6	23	44
	USAFR		0	0	0	18	18
	ANG		0	3	0	0	3
TOTAL		9	39	29	41	109	
UNDERSEA MEDICINE	USAR		0	0	0	0	0
	ARNG		0	0	0	0	0
	USNR		14	13	5	23	41
	USAFR		0	0	0	0	0
	ANG		0	0	0	0	0
TOTAL		14	13	5	23	41	

SEE PAGE 2
FOR NOTE ON
SERVICE
REQUIREMENTS

Prepared by: Washington Headquarters Services
Directorate for Information
Operations and Reports

**FORMAT 44: RESERVE COMPONENT PHYSICIANS AUTHORIZED AND ASSIGNED BY
PRIMARY SPECIALTY - FISCAL YEAR 1988**

MEDICAL SPECIALTY	SERVICE	SERVICE RQMT.	SELECTED RESERVE		IRR/ING ASSIGNED	STANDBY ASSIGNED	TOTAL ASSIGNED
			AUTH.	ASSGN.			
UROLOGY	USAR		63	66	39	0	105
	ARNG		9	8	0	0	8
	USNR		28	31	17	47	95
	USAFR		19	22	5	64	91
	ANG		0	12	0	0	12
	TOTAL		119	139	61	111	311
GRAND TOTALS	USAR	SEE PAGE 2 FOR NOTE ON SERVICE REQUIREMENTS	3717	2890	2656	3	5549
	ARNG		1478	797	0	0	797
	USNR		1613	1536	1199	2372	5107
	USAF		860	759	256	2186	3201
	ANG		548	492	0	0	492
	TOTAL		8216	6474	4111	4561	15146

Prepared by: Washington Headquarters Services
Directorate for Information
Operations and Reports

**FORMAT 45: RETIRED PHYSICIANS BY PRIMARY SPECIALTY
FISCAL YEAR 1988**

MEDICAL SPECIALTY	SERVICE	ACTIVE DUTY RETIRED	RESERVE RETIRED	TOTAL
ANESTHESIOLOGY	ARMY	14	14	28
	NAVY	7	6	13
	USAF	1	4	5
	TOTAL	22	24	46
AVIATION MEDICINE/AEROSPACE	ARMY	24	7	31
	NAVY	14	2	16
	USAF	122	32	154
	TOTAL	160	41	201
DERMATOLOGY	ARMY	21	4	25
	NAVY	15	3	18
	USAF	14	2	16
	TOTAL	50	9	59

Prepared by: Washington Headquarters Services
Directorate for Information
Operations and Reports

**FORMAT 45: RETIRED PHYSICIANS BY PRIMARY SPECIALTY
FISCAL YEAR 1988**

MEDICAL SPECIALTY	SERVICE	ACTIVE DUTY RETIRED	RESERVE RETIRED	TOTAL
EMERGENCY MEDICINE	ARMY	2	2	4
	NAVY	1	0	1
	USAF	0	1	1
	TOTAL	3	3	6
EXECUTIVE MEDICINE	ARMY	85	84	169
	NAVY	40	0	40
	USAF	17	7	24
	TOTAL	142	91	233
FAMILY PRACTICE	ARMY	18	7	25
	NAVY	4	12	16
	USAF	5	4	9
	TOTAL	27	23	50

Prepared by: Washington Headquarters Services
Directorate for Information
Operations and Reports

**FORMAT 45: RETIRED PHYSICIANS BY PRIMARY SPECIALTY
FISCAL YEAR 1988**

MEDICAL SPECIALTY	SERVICE	ACTIVE DUTY RETIRED	RESERVE RETIRED	TOTAL
GENERAL MEDICINE	ARMY	15	61	76
	NAVY	114	33	147
	USAF	6	9	15
	TOTAL	135	103	238
INTERNAL MEDICINE ALLERGY/IMMUNOLOGY	ARMY	8	3	11
	NAVY	0	0	0
	USAF	3	3	6
	TOTAL	11	6	17
CARDIOLOGY/CARDIOVASCULAR	ARMY	19	3	22
	NAVY	0	0	0
	USAF	0	0	0
	TOTAL	19	3	22

Prepared by: Washington Headquarters Services
Directorate for Information
Operations and Reports

**FORMAT 45: RETIRED PHYSICIANS BY PRIMARY SPECIALTY
FISCAL YEAR 1988**

MEDICAL SPECIALTY	SERVICE	ACTIVE DUTY RETIRED	RESERVE RETIRED	TOTAL
ENDOCRINOLOGY/METABOLISM	ARMY	2	0	2
	NAVY	0	0	0
	USAF	0	0	0
	TOTAL	2	0	2
GASTROENTEROLOGY	ARMY	5	2	7
	NAVY	0	0	0
	USAF	0	0	0
	TOTAL	5	2	7
GENERAL INTERNIST	ARMY	80	67	147
	NAVY	35	22	57
	USAF	30	18	48
	TOTAL	145	107	252

Prepared by: Washington Headquarters Services
Directorate for Information
Operations and Reports

**FORMAT 45: RETIRED PHYSICIANS BY PRIMARY SPECIALTY
FISCAL YEAR 1988**

MEDICAL SPECIALTY	SERVICE	ACTIVE DUTY RETIRED	RESERVE RETIRED	TOTAL
HEMATOLOGY/ONCOLOGY	ARMY	4	2	6
	NAVY	0	0	0
	USAF	0	0	0
	TOTAL	4	2	6
INFECTIOUS DISEASE	ARMY	1	0	1
	NAVY	0	0	0
	USAF	0	0	0
	TOTAL	1	0	1
NEPHROLOGY	ARMY	1	0	1
	NAVY	0	0	0
	USAF	0	0	0
	TOTAL	1	0	1

Prepared by: Washington Headquarters Services
Directorate for Information
Operations and Reports

**FORMAT 45: RETIRED PHYSICIANS BY PRIMARY SPECIALTY
FISCAL YEAR 1988**

MEDICAL SPECIALTY	SERVICE	ACTIVE DUTY RETIRED	RESERVE RETIRED	TOTAL
PULMONARY	ARMY	8	4	12
	NAVY	0	0	0
	USAF	0	0	0
	TOTAL	8	4	12
RHEUMATOLOGY	ARMY	1	0	1
	NAVY	0	0	0
	USAF	0	0	0
	TOTAL	1	0	1
TROPICAL	ARMY	0	0	0
	NAVY	0	0	0
	USAF	0	0	0
	TOTAL	0	0	0

Prepared by: Washington Headquarters Services
Directorate for Information
Operations and Reports

**FORMAT 45: RETIRED PHYSICIANS BY PRIMARY SPECIALTY
FISCAL YEAR 1988**

MEDICAL SPECIALTY	SERVICE	ACTIVE DUTY RETIRED	RESERVE RETIRED	TOTAL
NEUROLOGY	ARMY	9	2	11
	NAVY	2	3	5
	USAF	1	2	3
	TOTAL	12	7	19
NUCLEAR MEDICINE	ARMY	2	3	5
	NAVY	1	2	3
	USAF	1	1	2
	TOTAL	4	6	10
OBSTETRICS/GYNECOLOGY	ARMY	66	18	84
	NAVY	31	8	39
	USAF	29	8	37
	TOTAL	126	34	160

Prepared by: Washington Headquarters Services
Directorate for Information
Operations and Reports

**FORMAT 45: RETIRED PHYSICIANS BY PRIMARY SPECIALTY
FISCAL YEAR 1988**

MEDICAL SPECIALTY	SERVICE	ACTIVE DUTY RETIRED	RESERVE RETIRED	TOTAL
OPHTHALMOLOGY	ARMY	25	20	45
	NAVY	8	15	23
	USAF	14	4	18
	TOTAL	47	39	86
ORTHOPEDIC SURGERY	ARMY	53	14	67
	NAVY	12	20	32
	USAF	23	7	30
	TOTAL	88	41	129
OTORHINOLARYNGOLOGY	ARMY	15	8	23
	NAVY	8	9	17
	USAF	8	4	12
	TOTAL	31	21	52

Prepared by: Washington Headquarters Services
Directorate for Information
Operations and Reports

**FORMAT 45: RETIRED PHYSICIANS BY PRIMARY SPECIALTY
FISCAL YEAR 1988**

MEDICAL SPECIALTY	SERVICE	ACTIVE DUTY RETIRED	RESERVE RETIRED	TOTAL
PATHOLOGY	ARMY	39	23	62
	NAVY	11	12	23
	USAF	10	3	13
	TOTAL	60	38	98
PEDIATRICS	ARMY	37	7	44
	NAVY	22	6	28
	USAF	12	7	19
	TOTAL	71	20	91
PHYSICAL MEDICINE	ARMY	3	5	8
	NAVY	0	0	0
	USAF	0	0	0
	TOTAL	3	5	8

Prepared by: Washington Headquarters Services
Directorate for Information
Operations and Reports

**FORMAT 45: RETIRED PHYSICIANS BY PRIMARY SPECIALTY
FISCAL YEAR 1988**

MEDICAL SPECIALTY	SERVICE	ACTIVE DUTY RETIRED	RESERVE RETIRED	TOTAL
PREVENTIVE MEDICINE	ARMY	35	30	65
	NAVY	16	3	19
	USAF	0	0	0
	TOTAL	51	33	84
PSYCHIATRY	ARMY	41	32	73
	NAVY	18	7	25
	USAF	24	6	30
	TOTAL	83	45	128
RADIOLOGY	ARMY	22	18	40
	NAVY	10	13	23
	USAF	19	9	28
	TOTAL	51	40	91

Prepared by: Washington Headquarters Services
Directorate for Information
Operations and Reports

**FORMAT 45: RETIRED PHYSICIANS BY PRIMARY SPECIALTY
FISCAL YEAR 1988**

MEDICAL SPECIALTY	SERVICE	ACTIVE DUTY RETIRED	RESERVE RETIRED	TOTAL
SURGERY				
CARDIAC/THORACIC	ARMY	26	10	36
	NAVY	6	3	9
	USAF	7	3	10
	TOTAL	39	16	55
COLON/RECTAL	ARMY	0	0	0
	NAVY	0	0	0
	USAF	1	0	1
	TOTAL	1	0	1
GENERAL	ARMY	55	63	118
	NAVY	23	15	38
	USAF	13	5	18
	TOTAL	91	83	174

Prepared by: Washington Headquarters Services
Directorate for Information
Operations and Reports

**FORMAT 45: RETIRED PHYSICIANS BY PRIMARY SPECIALTY
FISCAL YEAR 1988**

MEDICAL SPECIALTY	SERVICE	ACTIVE DUTY RETIRED	RESERVE RETIRED	TOTAL
NEUROLOGICAL	ARMY	9	7	16
	NAVY	0	3	3
	USAF	6	1	7
	TOTAL	15	11	26
ONCOLOGY	ARMY	0	0	0
	NAVY	0	0	0
	USAF	0	0	0
	TOTAL	0	0	0
PEDIATRIC	ARMY	0	0	0
	NAVY	0	0	0
	USAF	1	0	1
	TOTAL	1	0	1

Prepared by: Washington Headquarters Services
Directorate for Information
Operations and Reports

**FORMAT 45: RETIRED PHYSICIANS BY PRIMARY SPECIALTY
FISCAL YEAR 1988**

MEDICAL SPECIALTY	SERVICE	ACTIVE DUTY RETIRED	RESERVE RETIRED	TOTAL
PERIPHERAL VASCULAR	ARMY	2	0	2
	NAVY	0	0	0
	USAF	1	0	1
	TOTAL	3	0	3
PLASTIC	ARMY	14	4	18
	NAVY	2	2	4
	USAF	4	1	5
	TOTAL	20	7	27
UNDERSEA MEDICINE	ARMY	0	0	0
	NAVY	2	1	3
	USAF	0	0	0
	TOTAL	2	1	3

Prepared by: Washington Headquarters Services
Directorate for Information
Operations and Reports

**FORMAT 45: RETIRED PHYSICIANS BY PRIMARY SPECIALTY
FISCAL YEAR 1988**

MEDICAL SPECIALTY	SERVICE	ACTIVE DUTY RETIRED	RESERVE RETIRED	TOTAL
UROLOGY	ARMY	27	11	38
	NAVY	3	7	10
	USAF	5	1	6
	TOTAL	35	19	54
GRAND TOTALS	ARMY	788	535	1323
	NAVY	405	207	612
	USAF	377	142	519
	TOTAL	1570	884	2454

Prepared by: Washington Headquarters Services
Directorate for Information
Operations and Reports

**FORMAT 46: SELECTED RESERVE PHYSICIAN GAINS, LOSSES, AND END STRENGTH
BY PRIMARY SPECIALTY - FISCAL YEAR 1988**

MEDICAL SPECIALTY	SERVICE	CURRENT FY			FY + 1			FY + 2	FY + 3	FY + 4	FY + 5	FY + 6	
		BEGIN STREN	TOTAL GAIN	TOTAL LOSS	END STREN	BEGIN STREN	TOTAL GAIN	TOTAL LOSS	END STREN	END STREN	END STREN	END STREN	END STREN
ANESTHESIOLOGY	USAR	108	47	19	136	136	25	23	138	145	165	195	194
	ARNG	12	7	1	18	18	4	2	20	21	23	24	25
	USNR	57	40	8	89	89	44	13	120	150	186	186	186
	USAFR	33	0	2	31	31	1	0	32	33	34	35	36
	ANG	17	0	0	17	17	0	0	17	22	22	22	22
	TOTAL	227	94	30	291	291	74	38	327	371	430	462	463
AVIATION MEDICINE/AEROSPACE	USAR	21	4	2	23	23	3	5	21	22	26	31	30
	ARNG	45	4	1	48	48	12	8	52	54	61	64	69
	USNR	32	45	5	72	72	19	11	80	90	107	107	107
	USAFR	182	12	0	194	194	0	0	194	194	194	194	194
	ANG	124	37	0	161	161	0	0	161	161	161	161	161
	TOTAL	404	102	8	498	498	34	24	508	521	549	557	561
DERMATOLOGY	USAR	27	2	5	24	24	5	1	28	28	29	30	29
	ARNG	2	0	0	2	2	0	0	2	1	0	0	0
	USNR	10	3	1	12	12	10	2	20	25	29	29	29
	USAFR	9	0	0	9	9	0	0	9	9	9	9	9
	ANG	4	0	1	3	3	0	2	1	0	0	0	0
	TOTAL	52	5	7	50	50	15	5	60	63	67	68	67

Prepared by: Washington Headquarters Services
Directorate for Information
Operations and Reports

**FORMAT 46: SELECTED RESERVE PHYSICIAN GAINS, LOSSES, AND END STRENGTH
BY PRIMARY SPECIALTY - FISCAL YEAR 1988**

MEDICAL SPECIALTY	SERVICE	CURRENT FY			FY + 1			FY + 2	FY + 3	FY + 4	FY + 5
		BEGIN STRENGTH	TOTAL GAIN	TOTAL LOSS	END STRENGTH	BEGIN STRENGTH	TOTAL GAIN	TOTAL LOSS	END STRENGTH	END STRENGTH	END STRENGTH
EMERGENCY MEDICINE	USAR	34	14	9	39	4	4	39	49	59	60
	ARNG	25	23	2	46	7	5	48	49	52	59
	USNR	24	9	7	26	2	4	24	15	15	15
	USAFR	23	0	3	20	1	0	21	23	24	26
	ANG	10	3	0	13	8	0	21	22	22	22
	TOTAL	116	49	21	144	22	13	153	158	172	182
EXECUTIVE MEDICINE	USAR	16	2	2	16	1	1	16	22	29	28
	ARNG	60	9	5	64	30	17	77	90	102	124
	USNR	1	0	1	0	0	0	0	0	0	0
	USAFR	17	0	0	17	0	0	17	17	17	17
	ANG	4	0	0	4	0	0	4	4	4	4
	TOTAL	98	11	8	101	31	18	114	133	152	173
FAMILY PRACTICE	USAR	161	41	32	170	25	21	174	201	216	217
	ARNG	38	7	3	42	26	17	51	58	47	63
	USNR	93	29	14	108	23	16	115	129	129	129
	USAFR	39	0	26	13	0	0	13	13	13	13
	ANG	0	0	0	0	0	0	0	0	0	0
	TOTAL	331	77	75	333	74	54	353	401	405	422

Prepared by: Washington Headquarters Services
Directorate for Information
Operations and Reports

**FORMAT 46: SELECTED RESERVE PHYSICIAN GAINS, LOSSES, AND END STRENGTH
BY PRIMARY SPECIALTY - FISCAL YEAR 1988**

MEDICAL SPECIALTY	SERVICE	CURRENT FY				FY + 1				FY + 2				FY + 3				FY + 4				FY + 5			
		BEGRN STREN	TOTAL GAIN	END STREN	TOTAL LOSS	BEGRN STREN	TOTAL GAIN	END STREN	TOTAL LOSS	BEGRN STREN	TOTAL GAIN	END STREN	TOTAL LOSS	BEGRN STREN	TOTAL GAIN	END STREN	TOTAL LOSS	BEGRN STREN	TOTAL GAIN	END STREN	TOTAL LOSS	BEGRN STREN	TOTAL GAIN	END STREN	TOTAL LOSS
GENERAL MEDICINE	USAR	369	70	9	430	430	3	59	374	342	391	411	411	411	411	411	411	411	411	411	411	411	411	411	411
	ARNG	235	28	39	224	224	41	30	235	238	249	273	273	273	273	273	273	273	273	273	273	273	273	273	273
	USNR	349	121	27	443	443	38	131	350	500	728	850	850	850	850	850	850	850	850	850	850	850	850	850	850
	USAFR	53	18	0	71	71	0	0	71	71	71	71	71	71	71	71	71	71	71	71	71	71	71	71	71
	ANG	130	0	22	108	108	0	0	108	108	108	106	106	106	106	106	106	106	106	106	106	106	106	106	106
	TOTAL	1136	237	97	1276	1276	82	220	1138	1259	1547	1711	1711	1711	1711	1711	1711	1711	1711	1711	1711	1711	1711	1711	
INTERNAL MEDICINE	USAR	20	1	3	18	18	2	0	20	21	23	26	26	26	26	26	26	26	26	26	26	26	26	26	
	ARNG	1	0	0	1	1	0	0	1	0	0	0	0	0	0	0	0	0	0	0	0	0	0	0	
	USNR	0	0	0	0	0	0	0	0	0	0	0	0	0	0	0	0	0	0	0	0	0	0	0	
	USAFR	3	0	3	0	0	0	0	0	0	0	0	0	0	0	0	0	0	0	0	0	0	0	0	
	ANG	0	0	0	0	0	0	0	0	0	0	0	0	0	0	0	0	0	0	0	0	0	0	0	
	TOTAL	24	1	6	19	19	2	0	21	21	23	26	26	26	26	26	26	26	26	26	26	26	26	26	
CARDIOLOGY/CARDIOVASCULAR	USAR	23	1	5	19	19	5	0	24	25	27	28	28	28	28	28	28	28	28	28	28	28	28	28	
	ARNG	2	2	0	4	4	0	0	4	3	2	2	2	2	2	2	2	2	2	2	2	2	2	2	
	USNR	0	0	0	0	0	0	0	0	0	0	0	0	0	0	0	0	0	0	0	0	0	0	0	
	USAFR	0	0	0	0	0	0	0	0	0	0	0	0	0	0	0	0	0	0	0	0	0	0	0	
	ANG	0	0	0	0	0	0	0	0	0	0	0	0	0	0	0	0	0	0	0	0	0	0	0	
	TOTAL	25	3	5	23	23	5	0	28	28	29	30	30	30	30	30	30	30	30	30	30	30	30	30	

Prepared by: Washington Headquarters Services
Directorate for Information
Operations and Reports

**FORMAT 46: SELECTED RESERVE PHYSICIAN GAINS, LOSSES, AND END STRENGTH
BY PRIMARY SPECIALTY - FISCAL YEAR 1988**

MEDICAL SPECIALTY	SERVICE	CURRENT FY				FY + 1				FY + 2	FY + 3	FY + 4	FY + 5	FY + 6
		BEGRN STRENGTH	TOTAL GAIN	TOTAL LOSS	END STRENGTH	BEGRN STRENGTH	TOTAL GAIN	TOTAL LOSS	END STRENGTH	END STRENGTH	END STRENGTH	END STRENGTH	END STRENGTH	END STRENGTH
ENDOCRINOLOGY/METABOLISM	USAR	5	3	0	8	8	0	2	6	6	7	8	8	8
	ARNG	0	0	0	0	0	0	0	0	0	0	0	0	0
	USNR	0	0	0	0	0	0	0	0	0	0	0	0	0
	USAFR	0	0	0	0	0	0	0	0	0	0	0	0	0
	ANG	0	0	0	0	0	0	0	0	0	0	0	0	0
TOTAL	5	3	0	8	8	0	2	6	6	7	8	8	8	
GASTROENTEROLOGY	USAR	23	0	0	23	23	1	0	24	26	28	29	30	30
	ARNG	0	0	0	0	0	0	0	0	0	0	0	0	0
	USNR	0	0	0	0	0	0	0	0	0	0	0	0	0
	USAFR	0	0	0	0	0	0	0	0	0	0	0	0	0
	ANG	0	0	0	0	0	0	0	0	0	0	0	0	0
TOTAL	23	0	0	23	23	1	0	24	26	28	29	30	30	
GENERAL INTERNIST	USAR	315	61	41	335	335	57	30	362	384	404	455	453	453
	ARNG	66	5	6	65	65	12	8	69	71	75	82	88	93
	USNR	111	49	17	143	143	23	21	145	145	145	145	145	145
	USAFR	69	0	6	63	63	0	0	63	63	63	63	63	63
	ANG	64	0	0	64	64	0	0	64	64	64	64	64	64
TOTAL	625	115	70	670	670	92	59	703	727	751	809	813	818	

Prepared by: Washington Headquarters Services
Directorate for Information
Operations and Reports

**FORMAT 46: SELECTED RESERVE PHYSICIAN GAINS, LOSSES, AND END STRENGTH
BY PRIMARY SPECIALTY - FISCAL YEAR 1988**

MEDICAL SPECIALTY	SERVICE	CURRENT FY			FY + 1			FY + 2	FY + 3	FY + 4	FY + 5	FY + 6	
		BEGIN STREN.	TOTAL GAIN	TOTAL LOSS	END STREN.	BEGIN STREN.	TOTAL GAIN	TOTAL LOSS	END STREN.	END STREN.	END STREN.	END STREN.	END STREN.
HEMATOLOGY/ONCOLOGY	USAR	5	0	1	4	4	1	1	4	5	6	8	9
	ARNG	0	0	0	0	0	0	0	0	0	0	0	0
	USNR	0	0	0	0	0	0	0	0	0	0	0	0
	USAFR	0	0	0	0	0	0	0	0	0	0	0	0
	ANG	0	0	0	0	0	0	0	0	0	0	0	0
TOTAL	5	0	1	4	4	1	1	4	5	6	8	9	
INFECTIOUS DISEASE	USAR	16	1	0	17	17	1	2	16	17	20	22	20
	ARNG	0	0	0	0	0	0	0	0	0	0	2	2
	USNR	0	0	0	0	0	0	0	0	0	0	0	0
	USAFR	0	0	0	0	0	0	0	0	0	0	0	0
	ANG	0	0	0	0	0	0	0	0	0	0	0	0
TOTAL	16	1	0	17	17	1	2	16	17	20	24	22	
NEPHROLOGY	USAR	15	3	1	17	17	2	5	14	16	17	17	17
	ARNG	0	1	0	1	1	0	0	1	1	1	1	1
	USNR	0	0	0	0	0	0	0	0	0	0	0	0
	USAFR	0	0	0	0	0	0	0	0	0	0	0	0
	ANG	0	0	0	0	0	0	0	0	0	0	0	0
TOTAL	15	4	1	18	18	2	5	15	17	18	18	18	

Prepared by: Washington Headquarters Services
Directorate for Information
Operations and Reports

**FORMAT 46: SELECTED RESERVE PHYSICIAN GAINS, LOSSES, AND END STRENGTH
BY PRIMARY SPECIALTY - FISCAL YEAR 1988**

MEDICAL SPECIALTY	SERVICE	CURRENT FY			FY + 1			FY + 2	FY + 3	FY + 4	FY + 5	FY + 6	
		BEGIN STREN	TOTAL GAIN	TOTAL LOSS	END STREN	BEGIN STREN	TOTAL GAIN	TOTAL LOSS	END STREN	END STREN	END STREN	END STREN	
PULMONARY	USAR	20	1	4	17	17	5	2	20	22	24	20	20
	ARNG	2	0	0	2	2	0	0	2	2	2	2	2
	USNR	0	0	0	0	0	0	0	0	0	0	0	0
	USAFR	0	0	0	0	0	0	0	0	0	0	0	0
	ANG	0	0	0	0	0	0	0	0	0	0	0	0
TOTAL	22	1	4	19	19	5	2	22	22	24	26	22	22
RHEUMATOLOGY	USAR	11	1	1	11	11	0	1	10	10	10	10	10
	ARNG	1	0	1	0	0	0	0	0	0	0	0	0
	USNR	0	0	0	0	0	0	0	0	0	0	0	0
	USAFR	0	0	0	0	0	0	0	0	0	0	0	0
	ANG	0	0	0	0	0	0	0	0	0	0	0	0
TOTAL	12	1	2	11	11	0	1	10	10	10	10	10	
TROPICAL	USAR	0	0	0	0	0	0	0	0	0	0	0	0
	ARNG	0	0	0	0	0	0	0	0	0	0	0	0
	USNR	0	0	0	0	0	0	0	0	0	0	0	0
	USAFR	0	0	0	0	0	0	0	0	0	0	0	0
	ANG	0	0	0	0	0	0	0	0	0	0	0	0
TOTAL	0	0	0	0	0	0	0	0	0	0	0	0	

Prepared by: Washington Headquarters Services
Directorate for Information
Operations and Reports

**FORMAT 46: SELECTED RESERVE PHYSICIAN GAINS, LOSSES, AND END STRENGTH
BY PRIMARY SPECIALTY - FISCAL YEAR 1988**

MEDICAL SPECIALTY	SERVICE	CURRENT FY						FY + 1			FY + 2	FY + 3	FY + 4	FY + 5	FY + 6
		BEGIN STREN.	TOTAL GAIN	TOTAL LOSS	END STREN.	BEGIN STREN.	TOTAL GAIN	TOTAL LOSS	END STREN.	END STREN.	END STREN.	END STREN.	END STREN.	END STREN.	
NEUROLOGY	USAR	38	10	6	42	42	4	9	37	41	42	42	43	43	
	ARNG	2	1	0	3	3	0	0	3	3	2	2	1	1	
	USNR	12	7	2	17	17	1	3	15	15	15	15	15	15	
	USAFR	5	1	0	6	6	0	0	6	6	6	6	6	6	
	ANG	4	0	1	3	3	0	3	0	0	0	0	0	0	
	TOTAL	61	19	9	71	71	5	15	61	65	65	65	65	65	
NUCLEAR MEDICINE	USAR	21	2	0	23	23	4	8	19	20	21	24	25	25	
	ARNG	3	0	0	3	3	0	0	3	3	2	2	1	1	
	USNR	4	0	0	4	4	0	0	4	4	4	4	4	4	
	USAFR	0	0	0	0	0	0	0	0	0	0	0	0	0	
	ANG	0	0	0	0	0	0	0	0	0	0	0	0	0	
	TOTAL	28	2	0	30	30	4	8	26	27	27	30	30	30	
OBSTETRICS/GYNECOLOGY	USAR	106	26	15	117	117	6	12	111	119	120	122	123	123	
	ARNG	12	0	1	11	11	0	1	10	10	11	13	13	13	
	USNR	45	16	8	53	53	4	9	48	40	33	33	33	33	
	USAFR	23	0	2	21	21	0	0	21	21	21	21	21	21	
	ANG	20	0	20	0	0	0	0	0	0	0	0	0	0	
	TOTAL	206	42	46	202	202	10	22	190	190	185	189	190	190	

Prepared by: Washington Headquarters Services
Directorate for Information Operations and Reports

**FORMAT 46: SELECTED RESERVE PHYSICIAN GAINS, LOSSES, AND END STRENGTH
BY PRIMARY SPECIALTY - FISCAL YEAR 1988**

MEDICAL SPECIALTY	SERVICE	CURRENT FY			FY + 1			FY + 2	FY + 3	FY + 4	FY + 5	FY + 6
		BEGIN STREN.	TOTAL GAIN	TOTAL LOSS	END STREN.	BEGIN STREN.	TOTAL GAIN	TOTAL LOSS	END STREN.	END STREN.	END STREN.	END STREN.
OPHTHALMOLOGY	USAR	63	2	9	56	8	3	61	66	71	72	72
	ARNG	13	0	2	11	0	0	11	10	15	15	15
	USNR	38	2	11	29	10	5	34	39	43	43	43
	USAFR	24	0	1	23	0	0	23	23	24	25	25
	ANG	13	0	1	12	0	0	12	12	12	12	12
TOTAL	151	4	24	131	18	8	141	150	158	165	167	167
ORTHOPEDIC SURGERY	USAR	100	36	13	123	33	4	152	175	197	195	195
	ARNG	26	6	2	30	9	6	33	37	59	63	65
	USNR	52	32	9	75	38	13	100	125	148	148	148
	USAFR	43	2	0	45	1	0	46	47	48	49	51
	ANG	15	1	0	16	3	0	19	21	21	21	21
TOTAL	236	77	24	289	84	23	350	405	473	474	477	480
OTORHINOLARYNGOLOGY	USAR	48	9	2	55	7	14	48	52	56	60	60
	ARNG	7	3	1	9	0	0	9	9	13	14	14
	USNR	23	17	4	36	6	6	36	36	38	38	38
	USAFR	14	0	2	12	0	0	12	12	13	14	14
	ANG	8	1	0	9	0	3	6	6	6	6	6
TOTAL	100	30	9	121	13	23	111	115	121	126	132	132

Prepared by: Washington Headquarters Services
Directorate for Information
Operations and Reports

**FORMAT 46: SELECTED RESERVE PHYSICIAN GAINS, LOSSES, AND END STRENGTH
BY PRIMARY SPECIALTY - FISCAL YEAR 1988**

MEDICAL SPECIALTY	SERVICE	CURRENT FY				FY + 1			FY + 2	FY + 3	FY + 4	FY + 5
		BEGIN STRENGTH	TOTAL GAIN	TOTAL LOSS	END STRENGTH	BEGIN STRENGTH	TOTAL GAIN	TOTAL LOSS	END STRENGTH	END STRENGTH	END STRENGTH	END STRENGTH
PATHOLOGY	USAR	150	8	15	143	12	6	149	160	152	155	150
	ARNG	8	5	0	13	0	1	12	12	13	13	10
	USNR	31	16	5	42	4	7	39	35	29	29	29
	USAFR	33	0	2	31	0	0	31	31	31	31	31
	ANG	4	2	0	6	0	3	3	3	3	3	3
	TOTAL	226	31	22	235	16	17	234	241	228	231	223
PEDIATRICS	USAR	172	11	11	172	8	8	172	184	187	189	189
	ARNG	11	0	0	11	0	0	11	10	9	8	6
	USNR	55	8	9	54	5	9	50	44	37	32	32
	USAFR	27	0	3	24	0	0	24	24	24	22	20
	ANG	0	0	0	0	0	0	0	0	0	0	0
	TOTAL	265	19	23	261	13	17	257	262	257	251	247
PHYSICAL MEDICINE	USAR	36	2	4	34	6	2	38	40	41	42	42
	ARNG	4	0	0	4	0	0	4	3	3	2	1
	USNR	4	1	1	4	1	1	4	4	4	3	3
	USAFR	0	0	0	0	0	0	0	0	0	0	0
	ANG	0	0	0	0	0	0	0	0	0	0	0
	TOTAL	44	3	5	42	7	3	46	47	48	47	46

Prepared by: Washington Headquarters Services
Directorate for Information
Operations and Reports

**FORMAT 46: SELECTED RESERVE PHYSICIAN GAINS, LOSSES, AND END STRENGTH
BY PRIMARY SPECIALTY - FISCAL YEAR 1988**

MEDICAL SPECIALTY	SERVICE	CURRENT FY			FY + 1			FY + 2	FY + 3	FY + 4	FY + 5	FY + 6
		BEGIN STREN	TOTAL GAIN	TOTAL LOSS	END STREN	BEGIN STREN	TOTAL GAIN	TOTAL LOSS	END STREN	END STREN	END STREN	END STREN
PREVENTIVE MEDICINE	USAR	28	3	5	26	26	5	29	33	34	35	35
	ARNG	16	7	1	22	22	3	24	27	30	32	35
	USNR	26	0	11	15	15	2	15	13	10	10	10
	USAFR	0	0	0	0	0	0	0	0	0	0	0
	ANG	0	0	0	0	0	0	0	0	0	0	0
	TOTAL	70	10	17	63	63	10	68	73	74	77	80
PSYCHIATRY	USAR	189	12	30	171	171	25	190	206	208	210	208
	ARNG	14	5	3	16	16	5	19	21	22	23	24
	USNR	39	21	7	53	53	14	58	60	63	63	63
	USAFR	35	1	0	36	36	1	37	38	39	40	41
	ANG	18	0	0	18	18	3	21	21	24	26	26
	TOTAL	295	39	40	294	294	48	325	346	356	362	362
RADIOLOGY	USAR	112	22	10	124	124	5	119	130	131	135	136
	ARNG	13	3	2	14	14	1	14	14	15	15	14
	USNR	38	15	6	47	47	11	50	54	59	59	59
	USAFR	40	0	4	36	36	1	37	38	39	40	41
	ANG	15	0	0	15	15	0	10	10	10	10	10
	TOTAL	218	40	22	236	236	18	230	246	254	259	260

Prepared by: Washington Headquarters Services
Directorate for Information
Operations and Reports

**FORMAT 46: SELECTED RESERVE PHYSICIAN GAINS, LOSSES, AND END STRENGTH
BY PRIMARY SPECIALTY - FISCAL YEAR 1988**

MEDICAL SPECIALTY	SERVICE	CURRENT FY			FY + 1			FY + 2	FY + 3	FY + 4	FY + 5	FY + 6
		BEGIN STREN	TOTAL GAIN	TOTAL LOSS	END STREN	BEGIN STREN	TOTAL GAIN	TOTAL LOSS	END STREN	END STREN	END STREN	END STREN
SURGERY	CARDIAC/THORACIC											
	USAR	28	5	4	29	6	2	33	35	37	39	40
	ARNG	11	1	1	11	2	1	12	14	15	17	19
	USNR	14	5	2	17	5	3	19	21	21	22	22
	USAFR	1	0	1	0	0	0	0	0	0	0	0
ANG	5	0	2	3	0	0	3	3	3	3	3	
TOTAL	59	11	10	60	13	6	67	73	76	81	84	
COLON/RECTAL	USAR	0	0	0	0	0	0	0	0	0	0	0
	ARNG	0	0	0	0	0	0	0	0	0	0	0
	USNR	0	0	0	0	0	0	0	0	0	0	0
	USAFR	0	0	0	0	0	0	0	0	0	0	0
	ANG	1	0	1	0	2	0	2	2	2	2	2
TOTAL	1	0	1	0	2	0	2	2	2	2	2	
GENERAL	USAR	270	91	33	328	63	54	337	343	403	382	395
	ARNG	113	9	13	109	12	10	111	117	120	133	140
	USNR	84	43	14	113	66	19	160	205	245	245	245
	USAFR	75	10	0	85	2	0	87	89	91	93	97
	ANG	21	4	0	25	4	0	29	34	34	39	44
TOTAL	563	157	60	660	147	83	724	788	893	892	919	

Prepared by: Washington Headquarters Services
Directorate for Information
Operations and Reports

**FORMAT 46: SELECTED RESERVE PHYSICIAN GAINS, LOSSES, AND END STRENGTH
BY PRIMARY SPECIALTY - FISCAL YEAR 1988**

MEDICAL SPECIALTY	SERVICE	CURRENT FY						FY + 1		FY + 2		FY + 3		FY + 4		FY + 5	
		TOTAL		END		BEGIN	TOTAL	END	END	END	END	END	END	END	END	END	END
		STRENGTH	LOSS	STRENGTH	LOSS												
NEUROLOGICAL	USAR	38	13	1	50	50	1	14	37	39	41	42	47	47	47	47	47
	ARNG	7	0	3	4	4	1	0	5	5	4	6	7	7	7	7	7
	USNR	17	11	3	25	25	7	4	28	32	38	38	38	38	38	38	38
	USAFR	0	0	0	0	0	0	0	0	0	0	0	0	0	0	0	0
	ANG	0	0	0	0	0	2	0	2	2	2	2	2	2	2	2	2
	TOTAL	62	24	7	79	79	11	18	72	78	85	88	94	94	94	94	95
ONCOLOGY	USAR	0	0	0	0	0	0	0	0	0	0	0	0	0	0	0	0
	ARNG	0	0	0	0	0	0	0	0	0	0	0	0	0	0	0	0
	USNR	0	0	0	0	0	0	0	0	0	0	0	0	0	0	0	0
	USAFR	0	0	0	0	0	0	0	0	0	0	0	0	0	0	0	0
	ANG	0	0	0	0	0	0	0	0	0	0	0	0	0	0	0	0
	TOTAL	0	0	0	0	0	0	0	0	0	0	0	0	0	0	0	0
PEDIATRIC	USAR	0	0	0	0	0	0	0	0	0	0	0	0	0	0	0	0
	ARNG	0	0	0	0	0	0	0	0	0	0	0	0	0	0	0	0
	USNR	0	0	0	0	0	0	0	0	0	0	0	0	0	0	0	0
	USAFR	0	0	0	0	0	0	0	0	0	0	0	0	0	0	0	0
	ANG	0	0	0	0	0	0	0	0	0	0	0	0	0	0	0	0
	TOTAL	0	0	0	0	0	0	0	0	0	0	0	0	0	0	0	0

Prepared by: Washington Headquarters Services
Directorate for Information
Operations and Reports

**FORMAT 46: SELECTED RESERVE PHYSICIAN GAINS, LOSSES, AND END STRENGTH
BY PRIMARY SPECIALTY - FISCAL YEAR 1988**

MEDICAL SPECIALTY	SERVICE	CURRENT FY			FY + 1			FY + 2	FY + 3	FY + 4	FY + 5	
		BEGIN STRENGTH	TOTAL GAIN	TOTAL LOSS	END STRENGTH	BEGIN STRENGTH	TOTAL GAIN	TOTAL LOSS	END STRENGTH	END STRENGTH	END STRENGTH	END STRENGTH
PERIPHERAL VASCULAR	USAR	3	1	0	4	2	4	2	4	5	6	6
	ARNG	0	2	1	1	0	0	1	1	1	0	0
	USNR	0	0	0	0	0	0	0	0	0	0	0
	USAFR	0	0	0	0	0	0	0	0	0	0	0
	ANG	0	0	0	0	2	0	2	2	2	2	2
TOTAL	3	3	1	5	4	4	5	6	7	8	8	
PLASTIC	USAR	18	4	6	16	6	2	20	23	32	27	27
	ARNG	0	1	1	0	0	0	0	0	0	0	0
	USNR	15	2	2	15	1	2	14	12	10	9	9
	USAFR	0	0	0	0	0	0	0	0	0	0	0
	ANG	2	1	0	3	0	0	3	3	3	3	3
TOTAL	35	8	9	34	7	4	37	38	45	39	39	
UNDERSEA MEDICINE	USAR	0	0	0	0	0	0	0	0	0	0	0
	ARNG	0	0	0	0	0	0	0	0	0	0	0
	USNR	7	6	0	13	3	2	14	16	16	16	16
	USAFR	0	0	0	0	0	0	0	0	0	0	0
	ANG	0	0	0	0	0	0	0	0	0	0	0
TOTAL	7	6	0	13	3	2	14	16	16	16	16	

Prepared by: Washington Headquarters Services
Directorate for Information
Operations and Reports

**FORMAT 46: SELECTED RESERVE PHYSICIAN GAINS, LOSSES, AND END STRENGTH
BY PRIMARY SPECIALTY - FISCAL YEAR 1988**

MEDICAL SPECIALTY	SERVICE	CURRENT FY				FY + 1				FY + 2				FY + 3				FY + 4				FY + 5				FY + 6				
		BEGIN STREN	TOTAL GAIN	TOTAL LOSS	END STREN	BEGIN STREN	TOTAL GAIN	TOTAL LOSS	END STREN	BEGIN STREN	TOTAL GAIN	TOTAL LOSS	END STREN	BEGIN STREN	TOTAL GAIN	TOTAL LOSS	END STREN	BEGIN STREN	TOTAL GAIN	TOTAL LOSS	END STREN	BEGIN STREN	TOTAL GAIN	TOTAL LOSS	END STREN	BEGIN STREN	TOTAL GAIN	TOTAL LOSS	END STREN	
UROLOGY	USAR	56	17	3	70	70	6	9	67	71	74	82	75	75	75	75	75	75	75	75	75	75	75	75	75	75	75	75	75	
	ARNG	8	1	1	8	8	1	1	8	9	9	9	9	9	9	9	9	9	9	9	9	9	9	9	9	9	9	9	9	
	USNR	33	4	6	31	31	5	5	31	30	30	30	30	30	30	30	30	30	30	30	30	30	30	30	30	30	30	30	30	30
	USAFR	18	4	0	22	22	1	0	23	24	25	26	27	27	27	27	27	27	27	27	27	27	27	27	27	27	27	27	27	27
	ANG	12	0	0	12	12	0	0	12	12	12	12	12	12	12	12	12	12	12	12	12	12	12	12	12	12	12	12	12	12
	TOTAL	127	26	10	143	143	13	15	141	146	150	159	153	153	153	153	153	153	153	153	153	153	153	153	153	153	153	153	153	153
GRAND TOTALS	USAR	2665	526	301	2890	2890	347	326	2911	3049	3284	3458	3458	3458	3458	3458	3458	3458	3458	3458	3458	3458	3458	3458	3458	3458	3458	3458	3458	
	ARNG	757	130	90	797	797	166	111	852	883	948	1014	1087	1087	1087	1087	1087	1087	1087	1087	1087	1087	1087	1087	1087	1087	1087	1087	1087	
	USNR	1214	502	180	1536	1536	342	305	1573	1840	2184	2299	2376	2376	2376	2376	2376	2376	2376	2376	2376	2376	2376	2376	2376	2376	2376	2376	2376	2376
	USAFR	766	48	55	759	759	8	0	767	775	783	791	799	799	799	799	799	799	799	799	799	799	799	799	799	799	799	799	799	799
	ANG	491	49	48	492	492	24	16	500	512	515	520	525	525	525	525	525	525	525	525	525	525	525	525	525	525	525	525	525	525
	TOTAL	5893	1255	674	6474	6474	887	758	6603	7059	7714	8082	8245	8245	8245	8245	8245	8245	8245	8245	8245	8245	8245	8245	8245	8245	8245	8245	8245	8245

Prepared by: Washington Headquarters Services
Directorate for Information
Operations and Reports

**FORMAT 48: RESERVE COMPONENT DENTISTS AUTHORIZED AND ASSIGNED BY
PRIMARY SPECIALTY - FISCAL YEAR 1988**

MEDICAL SPECIALTY	SERVICE	SERVICE ROMT.	SELECTED RESERVE		IRR/ING ASSIGNED	STANDBY ASSIGNED	TOTAL ASSIGNED	
			AUTH.	ASSGN.				
EXECUTIVE DENTISTRY	USAR		62	25	2	0	27	
	ARNG		14	5	0	0	5	
	USNR		0	0	0	1	1	
	USAFR		17	17	1	0	18	
	ANG		20	16	0	0	16	
	TOTAL		113	63	3	1	67	
ENDODONTICS	USAR		0	12	5	0	17	
	ARNG		0	0	0	0	0	
	USNR		10	7	11	5	23	
	USAFR		2	2	1	14	17	
	ANG		0	0	0	0	0	
		TOTAL		12	21	17	19	57
			<i>SEE PAGE 2 FOR NOTE ON SERVICE REQUIREMENTS</i>					
ORAL PATHOLOGY/DIAGNOSIS	USAR		0	5	2	0	7	
	ARNG		0	0	0	0	0	
	USNR		2	8	2	0	10	
	USAFR		0	0	0	1	1	
	ANG		0	0	0	0	0	
		TOTAL		2	13	4	1	18

Prepared by: Washington Headquarters Services
Directorate for Information Operations and Reports

**FORMAT 48: RESERVE COMPONENT DENTISTS AUTHORIZED AND ASSIGNED BY
PRIMARY SPECIALTY - FISCAL YEAR 1988**

MEDICAL SPECIALTY	SERVICE	SERVICE COMMT.	SELECTED RESERVE		IRR/ING ASSIGNED	STANDBY ASSIGNED	TOTAL ASSIGNED
			AUTH.	ASSGN.			
ORAL MAXILLOFACIAL SURGERY	USAR		101	42	14	0	56
	ARNG		20	14	0	0	14
	USNR		54	39	0	0	39
	USAFR		31	26	5	21	52
	ANG		0	0	0	0	0
	TOTAL		206	121	19	21	161
ORTHODONTICS	USAR		0	13	15	0	28
	ARNG		0	1	0	0	1
	USNR		0	26	20	24	70
	USAFR		1	1	4	8	13
	ANG		0	0	0	0	0
	TOTAL		1	41	39	32	112
PEDODONTICS	USAR		0	7	14	0	21
	ARNG		0	2	0	0	2
	USNR		0	0	0	0	0
	USAFR		1	0	0	2	2
	ANG		0	0	0	0	0
	TOTAL		1	9	14	2	25

SEE PAGE 2
FOR NOTE ON
SERVICE
REQUIREMENTS

Prepared by: Washington Headquarters Services
Directorate for Information
Operations and Reports

**FORMAT 48: RESERVE COMPONENT DENTISTS AUTHORIZED AND ASSIGNED BY
PRIMARY SPECIALTY - FISCAL YEAR 1988**

MENCAL SPECIALTY	SERVICE	SERVICE ROMT.	SELECTED RESERVE		IRR/ING ASSIGNED	STANDBY ASSIGNED	TOTAL ASSIGNED
			AUTH.	ASSGN.			
PERIODONTICS	USAR		18	22	7	0	29
	ARNG		0	0	0	0	0
	USNR		11	15	12	17	44
	USAFR		13	14	5	15	34
	ANG		0	0	0	0	0
	TOTAL		42	51	24	32	107
PUBLIC HEALTH DENTISTRY	USAR		4	8	2	0	10
	ARNG		0	1	0	0	1
	USNR		0	1	1	0	2
	USAFR		0	0	0	0	0
	ANG		0	0	0	0	0
	TOTAL		4	10	3	0	13
PROSTHODONTICS	USAR		93	41	16	0	57
	ARNG		15	5	0	0	5
	USNR		13	21	10	9	40
	USAFR		8	9	0	3	12
	ANG		0	0	0	0	0
	TOTAL		129	76	26	12	114

SBB PAGE 2
FOR NOTE ON
SERVICE
REQUIREMENTS

Prepared by: Washington Headquarters Services
Directorate for Information
Operations and Reports

**FORMAT 48: RESERVE COMPONENT DENTISTS AUTHORIZED AND ASSIGNED BY
PRIMARY SPECIALTY - FISCAL YEAR 1988**

MEDICAL SPECIALTY	SERVICE	SERVICE ROMT.	SELECTED RESERVE		IRR/ING ASSIGNED	STANDBY ASSIGNED	TOTAL ASSIGNED
			AUTH.	ASSGN.			
COMP./OPERATIVE DENTISTRY	USAR		630	853	657	3	1513
	ARNG		169	32	0	0	32
	USNR		19	10	2	5	17
	USAFR		0	0	0	0	0
	ANG		0	0	0	0	0
	TOTAL		818	895	659	8	1562
GENERAL DENTISTRY	USAR		94	96	32	0	128
	ARNG		30	203	0	0	203
	USNR		262	470	454	528	1452
	USAFR		162	184	86	449	719
	ANG		157	132	0	0	132
	TOTAL		705	1085	572	977	2634
GRAND TOTALS	USAR		1002	1124	766	3	1893
	ARNG		248	263	0	0	263
	USNR		371	597	512	589	1698
	USAFR		235	253	102	513	868
	ANG		177	148	0	0	148
	TOTAL		2033	2385	1380	1105	4870

*SEE PAGE 2
FOR NOTE ON
SERVICE
REQUIREMENTS*

Prepared by: Washington Headquarters Services
Directorate for Information
Operations and Reports

**FORMAT 49: RETIRED DENTISTS BY PRIMARY SPECIALTY
FISCAL YEAR 1988**

SPECIALTY	SERVICE	ACTIVE DUTY RETIRED	RESERVE RETIRED	TOTAL RETIRED
EXECUTIVE DENTISTRY	ARMY	23	55	78
	NAVY	26	1	27
	USAF	33	21	54
	TOTAL	82	77	159
ENDODONTICS	ARMY	28	3	31
	NAVY	21	4	25
	USAF	6	1	7
	TOTAL	55	8	63
ORAL PATHOLOGY/DIAGNOSIS	ARMY	28	2	30
	NAVY	3	2	5
	USAF	1	0	1
	TOTAL	32	4	36
ORAL MAXILLOFACIAL SURGERY	ARMY	85	26	111
	NAVY	2	2	4
	USAF	25	7	32
	TOTAL	112	35	147

Prepared by: Washington Headquarters Services
Directorate for Information
Operations and Reports

**FORMAT 49: RETIRED DENTISTS BY PRIMARY SPECIALTY
FISCAL YEAR 1988**

SPECIALTY	SERVICE	ACTIVE DUTY RETIRED	RESERVE RETIRED	TOTAL RETIREEES
ORTHODONTICS	ARMY	20	5	25
	NAVY	1	22	23
	USAF	7	3	10
	TOTAL	28	30	58
PEDODONTICS	ARMY	7	2	9
	NAVY	0	0	0
	USAF	0	0	0
	TOTAL	7	2	9
PERIODONTICS	ARMY	63	10	73
	NAVY	26	10	36
	USAF	36	5	41
	TOTAL	125	25	150
PUBLIC HEALTH DENTISTRY	ARMY	18	4	22
	NAVY	1	1	2
	USAF	0	0	0
	TOTAL	19	5	24

Prepared by: Washington Headquarters Services
Directorate for Information
Operations and Reports

**FORMAT 49: RETIRED DENTISTS BY PRIMARY SPECIALTY
FISCAL YEAR 1988**

SPECIALTY	SERVICE	ACTIVE DUTY RETIRED	RESERVE RETIRED	TOTAL RETIRES
PROSTHODONTICS	ARMY	144	17	161
	NAVY	37	10	47
	USAF	55	6	61
	TOTAL	236	33	269
COMP. /OPERATIVE DENTISTRY	ARMY	56	174	230
	NAVY	4	0	4
	USAF	0	0	0
	TOTAL	60	174	234
GENERAL DENTISTRY	ARMY	114	22	136
	NAVY	168	203	371
	USAF	68	55	123
	TOTAL	350	280	630
GRAND TOTALS	ARMY	586	320	906
	NAVY	289	255	544
	USAF	231	98	329
	TOTAL	1106	673	1779

Prepared by: Washington Headquarters Services
Directorate for Information
Operations and Reports

**FORMAT 50: RESERVE COMPONENT HEALTH MANPOWER REQUIRED AND ASSIGNED -
SELECTED HEALTH PROFESSIONALS BY PRIMARY SPECIALTY - FISCAL YEAR 1988**

DISCIPLINE	SERVICE	SERVICE ROMT.	SELECTED RESERVE		IRR/ING ASSIGNED	STANDBY ASSIGNED	TOTAL ASSIGNED
			AUTH.	ASSGN.			
AUDIOLOGIST	USAR		27	44	15	0	59
	ARNG		3	4	0	0	4
	USNR		0	7	1	0	8
	USAFR		0	0	0	3	3
	ANG		0	0	0	0	0
	TOTAL		30	55	16	3	74
BIOCHEMIST	USAR		33	76	51	0	127
	ARNG		4	2	0	0	2
	USNR		4	8	1	2	11
	USAFR		0	0	0	0	0
	ANG		0	0	0	0	0
	TOTAL		41	86	52	2	140
BIOENVIRONMENTAL ENGINEER	USAR		0	0	0	0	0
	ARNG		0	0	0	0	0
	USNR		0	0	0	0	0
	USAFR		59	39	16	34	89
	ANG		55	33	0	0	33
	TOTAL		114	72	16	34	122

Prepared by: Washington Headquarters Services
Directorate for Information
Operations and Reports

**FORMAT 50: RESERVE COMPONENT HEALTH MANPOWER REQUIRED AND ASSIGNED -
SELECTED HEALTH PROFESSIONALS BY PRIMARY SPECIALTY - FISCAL YEAR 1988**

DISCIPLINE	SERVICE	SERVICE ROMT.	SELECTED RESERVE		IRR/ING ASSIGNED	STANDBY ASSIGNED	TOTAL ASSIGNED
			AUTH.	ASSGN.			
BIOMEDICAL/MEDICAL SCIENTIST	USAR		0	0	0	0	0
	ARNG		0	0	0	0	0
	USNR		0	0	0	0	0
	USAFR		2	2	0	1	3
	ANG		0	0	0	0	0
	TOTAL		2	2	0	1	3
CLINICAL LAB. OFFICER/MED TECH	USAR		137	165	52	0	217
	ARNG		16	21	0	0	21
	USNR		31	30	12	4	46
	USAFR		27	27	7	42	76
	ANG		0	0	0	0	0
	TOTAL		211	243	71	46	360
ENTOMOLOGIST	USAR		37	34	19	0	53
	ARNG		1	3	0	0	3
	USNR		7	6	0	1	7
	USAFR		2	2	0	2	4
	ANG		0	0	0	0	0
	TOTAL		47	45	19	3	67

Prepared by: Washington Headquarters Services
Directorate for Information
Operations and Reports

**FORMAT 50: RESERVE COMPONENT HEALTH MANPOWER REQUIRED AND ASSIGNED -
SELECTED HEALTH PROFESSIONALS BY PRIMARY SPECIALTY - FISCAL YEAR 1988**

DISCIPLINE	SERVICE	SERVICE ROMT.	SELECTED RESERVE		IRR/ING ASSIGNED	STANDBY ASSIGNED	TOTAL ASSIGNED
			AUTH.	ASSGN.			
ENVIRONMENTAL SCIENCE OFFICER	USAR		15	64	49	0	113
	ARNG		12	12	0	0	12
	USNR		24	34	8	0	42
	USAFR		49	59	11	18	88
	ANG		84	62	0	0	62
	TOTAL		184	231	68	18	317
HEALTH PHYSICIST	USAR		0	0	0	0	0
	ARNG		0	0	0	0	0
	USNR		0	0	0	0	0
	USAFR		2	2	1	3	6
	ANG		0	0	0	0	0
	TOTAL		2	2	1	3	6
IMMUNOLOGIST	USAR		7	9	9	0	18
	ARNG		2	1	0	0	1
	USNR		0	0	0	0	0
	USAFR		0	0	0	0	0
	ANG		0	0	0	0	0
	TOTAL		9	10	9	0	19

*SEE PAGE 2
FOR NOTE ON
SERVICE
REQUIREMENTS*

Prepared by: Washington Headquarters Services
Directorate for Information
Operations and Reports

**FORMAT 50: RESERVE COMPONENT HEALTH MANPOWER REQUIRED AND ASSIGNED -
SELECTED HEALTH PROFESSIONALS BY PRIMARY SPECIALTY - FISCAL YEAR 1988**

DISCIPLINE	SERVICE	SERVICE ROMY.	SELECTED RESERVE		IRR/ING ASSIGNED	STANDBY ASSIGNED	TOTAL ASSIGNED
			AUTH.	ASSGN.			
INDUSTRIAL HYGIENE OFFICER	USAR		0	0	0	0	0
	ARNG		0	0	0	0	0
	USNR		0	29	9	3	41
	USAFR		0	0	0	0	0
	ANG		0	0	0	0	0
	TOTAL		0	29	9	3	41
MICROBIOLOGIST	USAR		33	63	18	1	82
	ARNG		6	3	0	0	3
	USNR		5	14	2	1	17
	USAFR		0	0	0	0	0
	ANG		0	0	0	0	0
	TOTAL		44	80	20	2	102
NUCLEAR MEDICAL SCIENCE OFFICER	USAR		19	36	28	0	64
	ARNG		10	3	0	0	3
	USNR		0	0	0	0	0
	USAFR		0	0	0	0	0
	ANG		0	0	0	0	0
	TOTAL		29	39	28	0	67

Prepared by: Washington Headquarters Services
Directorate for Information
Operations and Reports

**FORMAT 50: RESERVE COMPONENT HEALTH MANPOWER REQUIRED AND ASSIGNED -
SELECTED HEALTH PROFESSIONALS BY PRIMARY SPECIALTY - FISCAL YEAR 1988**

DISCIPLINE	SERVICE	SERVICE MONT.	SELECTED RESERVE		IRR/ING ASSIGNED	STANDBY ASSIGNED	TOTAL ASSIGNED
			AUTH.	ASSGN.			
OPTOMETRIST	USAR		118	133	148	0	281
	ARNG		26	13	0	0	13
	USNR		26	58	47	52	157
	USAFR		59	55	28	89	172
	ANG		89	80	0	0	80
	TOTAL		318	339	223	141	703
PARASITOLOGIST	USAR		6	5	5	0	10
	ARNG		1	0	0	0	0
	USNR		0	0	0	0	0
	USAFR		0	0	0	0	0
	ANG		0	0	0	0	0
	TOTAL		7	5	5	0	10
PHARMACIST	USAR		359	299	182	0	481
	ARNG		78	50	0	0	50
	USNR		42	73	18	8	99
	USAFR		30	25	5	38	68
	ANG		0	0	0	0	0
	TOTAL		509	447	205	46	698

Prepared by: Washington Headquarters Services
Directorate for Information
Operations and Reports

**FORMAT 50: RESERVE COMPONENT HEALTH MANPOWER REQUIRED AND ASSIGNED -
SELECTED HEALTH PROFESSIONALS BY PRIMARY SPECIALTY - FISCAL YEAR 1988**

DISCIPLINE	SERVICE	SERVICE COMPT.	SELECTED RESERVE		IR/NG ASSIGNED	STANDBY ASSIGNED	TOTAL ASSIGNED
			AUTH.	ASSGN.			
PHYSIOLOGIST	USAR		0	22	13	0	35
	ARNG		0	0	0	0	0
	USNR		1	8	3	2	13
	USAFR		5	5	2	3	10
	ANG		0	0	0	0	0
TOTAL		6	35	18	5	58	
PODIATRIST	USAR		5	44	50	0	94
	ARNG		0	1	0	0	1
	USNR		13	22	2	1	25
	USAFR		5	5	4	9	18
	ANG		0	0	0	0	0
TOTAL		23	72	56	10	138	
PSYCHOLOGIST	USAR		38	78	88	1	167
	ARNG		10	10	0	0	10
	USNR		25	56	40	14	110
	USAFR		17	21	21	85	127
	ANG		16	2	0	0	2
TOTAL		106	167	149	100	416	

Prepared by: Washington Headquarters Services
Directorate for Information
Operations and Reports

**FORMAT 50: RESERVE COMPONENT HEALTH MANPOWER REQUIRED AND ASSIGNED -
SELECTED HEALTH PROFESSIONALS BY PRIMARY SPECIALTY - FISCAL YEAR 1988**

DISCIPLINE	SERVICE	SERVICE ROMT.	SELECTED RESERVE		IRR/ING ASSIGNED	STANDBY ASSIGNED	TOTAL ASSIGNED
			AUTH.	ASSGN.			
RADIATION HEALTH OFFICER	USAR		0	0	0	0	0
	ARNG		0	0	0	0	0
	USNR		0	10	5	1	16
	USAFR		0	0	0	0	0
	ANG		0	0	0	0	0
	TOTAL		0	10	5	1	16
RADIATION SPECIALIST	USAR		0	0	0	0	0
	ARNG		0	0	0	0	0
	USNR		0	7	0	0	7
	USAFR		0	0	0	0	0
	ANG		0	0	0	0	0
	TOTAL		0	7	0	0	7
SANITARY ENGINEER	USAR		47	45	30	0	75
	ARNG		3	1	0	0	1
	USNR		0	0	0	0	0
	USAFR		0	0	0	0	0
	ANG		0	0	0	0	0
	TOTAL		50	46	30	0	76

SEE PAGE 2
FOR NOTE ON
SERVICE
REQUIREMENTS

Prepared by: Washington Headquarters Services
Directorate for Information
Operations and Reports

**FORMAT 50: RESERVE COMPONENT HEALTH MANPOWER REQUIRED AND ASSIGNED -
SELECTED HEALTH PROFESSIONALS BY PRIMARY SPECIALTY - FISCAL YEAR 1988**

DISCIPLINE	SERVICE	SERVICE ROMT.	SELECTED RESERVE		IRR/ING ASSIGNED	STANDBY ASSIGNED	TOTAL ASSIGNED
			AUTL.	ASSGN.			
SOCIAL WORK OFFICER	USAR		78	239	168	0	407
	ARNG		17	20	0	0	20
	USNR		1	17	1	0	18
	USAFR		14	16	11	38	65
	ANG		0	0	0	0	0
	TOTAL		110	292	180	38	510
SPEECH SPECIALIST	USAR		0	0	0	0	0
	ARNG		0	0	0	0	0
	USNR		0	0	0	0	0
	USAFR		0	0	0	0	0
	ANG		0	0	0	0	0
	TOTAL		0	0	0	0	0
DIETITIAN	USAR		216	211	130	0	341
	ARNG		15	17	0	0	17
	USNR		14	26	5	4	35
	USAFR		21	23	6	31	60
	ANG		0	0	0	0	0
	TOTAL		266	277	141	35	453

Prepared by: Washington Headquarters Services
Directorate for Information
Operations and Reports

**FORMAT 50: RESERVE COMPONENT HEALTH MANPOWER REQUIRED AND ASSIGNED -
SELECTED HEALTH PROFESSIONALS BY PRIMARY SPECIALTY - FISCAL YEAR 1988**

DISCIPLINE	SERVICE	SERVICE ROMT.	SELECTED RESERVE		IRR/ING ASSIGNED	STANDBY ASSIGNED	TOTAL ASSIGNED
			AUTH.	ASSGN.			
OCCUPATIONAL THERAPIST	USAR		73	87	51	0	138
	ARNG		0	0	0	0	0
	USNR		0	4	0	2	6
	USAFR		3	4	4	2	10
	ANG		0	0	0	0	0
	TOTAL		76	95	55	4	154
PHYSICAL THERAPIST	USAR		151	156	118	1	275
	ARNG		1	4	0	0	4
	USNR		26	33	5	5	43
	USAFR		26	29	11	36	76
	ANG		0	0	0	0	0
	TOTAL		204	222	134	42	398
VETERINARIAN	USAR		115	148	180	1	329
	ARNG		28	39	0	0	39
	USNR		0	0	0	0	0
	USAFR		3	3	1	26	30
	ANG		0	0	0	0	0
	TOTAL		146	190	181	27	398

Prepared by: Washington Headquarters Services
Directorate for Information
Operations and Reports

**FORMAT 50: RESERVE COMPONENT HEALTH MANPOWER REQUIRED AND ASSIGNED -
SELECTED HEALTH PROFESSIONALS BY PRIMARY SPECIALTY - FISCAL YEAR 1988**

DISCIPLINE	SERVICE	SERVICE NOMT.	SELECTED RESERVE		IRR/ING ASSIGNED	STANDBY ASSIGNED	TOTAL ASSIGNED
			AUTH.	ASSGN.			
HEALTH CARE ADMINISTRATOR	USAR		1941	2440	1660	7	4107
	ARNG		1132	992	0	0	992
	USNR		378	357	64	41	462
	USAFR		387	402	49	102	553
	ANG		213	201	0	0	201
	TOTAL		4051	4392	1773	150	6315
NURSING SERVICE ADMINISTRATOR	USAR		233	67	19	0	86
	ARNG		85	56	0	0	56
	USNR		29	3	10	9	22
	USAFR		94	92	6	12	110
	ANG		117	72	0	0	72
	TOTAL		558	290	35	21	346
NURSE ANESTHETIST	USAR		773	321	112	0	433
	ARNG		146	58	0	0	58
	USNR		93	48	12	7	67
	USAFR		93	86	23	95	204
	ANG		0	2	0	0	2
	TOTAL		1105	515	147	102	764

Prepared by: Washington Headquarters Services
Directorate for Information
Operations and Reports

**FORMAT 50: RESERVE COMPONENT HEALTH MANPOWER REQUIRED AND ASSIGNED -
SELECTED HEALTH PROFESSIONALS BY PRIMARY SPECIALTY - FISCAL YEAR 1988**

DISCIPLINE	SERVICE	SERVICE ROMT.	SELECTED RESERVE		IRR/ING ASSIGNED	STANDBY ASSIGNED	TOTAL ASSIGNED
			AUTH.	ASSGN.			
OPERATING ROOM NURSE	USAR		914	595	226	0	821
	ARNG		227	121	0	0	121
	USNR		203	133	29	22	184
	USAFR		91	97	49	187	333
	ANG		0	6	0	0	6
	TOTAL		1435	952	304	209	1465
PEDIATRIC NURSE PRACTITIONER	USAR		0	0	0	0	0
	ARNG		1	3	0	0	3
	USNR		0	0	0	0	0
	USAFR		0	0	0	27	27
	ANG		0	0	0	0	0
	TOTAL		1	3	0	27	30
FAMILY NURSE PRACTITIONER	USAR		0	0	0	0	0
	ARNG		0	0	0	0	0
	USNR		27	0	0	0	0
	USAFR		0	0	0	0	0
	ANG		0	0	0	0	0
	TOTAL		27	0	0	0	0

Prepared by: Washington Headquarters Services
Directorate for Information
Operations and Reports

**FORMAT 50: RESERVE COMPONENT HEALTH MANPOWER REQUIRED AND ASSIGNED -
SELECTED HEALTH PROFESSIONALS BY PRIMARY SPECIALTY - FISCAL YEAR 1988**

DISCIPLINE	SERVICE	SERVICE POINT.	SELECTED RESERVE		R/R/ANG ASSIGNED	STANDBY ASSIGNED	TOTAL ASSIGNED
			AUTH.	ASSGN.			
OB/GYN NURSE PRACTITIONER	USAR		0	0	0	0	0
	ARNG		0	7	0	0	7
	USNR		1	0	0	0	0
	USAFR		0	0	0	17	17
	ANG		0	0	0	0	0
	TOTAL		1	7	0	17	24
PRIMARY CARE NURSE PRACTITIONER	USAR		0	0	0	0	0
	ARNG		0	0	0	0	0
	USNR		0	25	14	22	61
	USAFR		0	0	1	11	12
	ANG		0	0	0	0	0
	TOTAL		0	25	15	33	73
NURSE MIDWIFE	USAR		0	0	0	0	0
	ARNG		0	0	0	0	0
	USNR		0	0	0	0	0
	USAFR		0	0	0	6	6
	ANG		0	0	0	0	0
	TOTAL		0	0	0	6	6

*SBB PAGE 2
FOR NOTE ON
SERVICE
REQUIREMENTS*

Prepared by: Washington Headquarters Services
Directorate for Information
Operations and Reports

**FORMAT 50: RESERVE COMPONENT HEALTH MANPOWER REQUIRED AND ASSIGNED -
SELECTED HEALTH PROFESSIONALS BY PRIMARY SPECIALTY - FISCAL YEAR 1988**

DISCIPLINE	SERVICE	SERVICE NOMT.	SELECTED RESERVE		IRR/ING ASSIGNED	STANDBY ASSIGNED	TOTAL ASSIGNED
			AUTH.	ASSGN.			
FLIGHT NURSE	USAR		0	0	0	0	0
	ARNG		0	0	0	0	0
	USNR		0	0	0	0	0
	USAFR		1227	1046	16	122	1184
	ANG		469	317	0	0	317
	TOTAL		1696	1363	16	122	1501
NURSING EDUCATION	USAR		0	0	0	0	0
	ARNG		0	0	0	0	0
	USNR		1	160	8	18	186
	USAFR		0	0	1	79	80
	ANG		0	0	0	0	0
	TOTAL		1	160	9	97	266
ALL OTHER NURSES	USAR		5850	5748	3012	5	8765
	ARNG		752	763	0	0	763
	USNR		1668	1068	586	660	2314
	USAFR		928	798	746	3006	4550
	ANG		326	294	0	0	294
	TOTAL		9524	8671	4344	3671	16686

Prepared by: Washington Headquarters Services
Directorate for Information
Operations and Reports

**FORMAT 50: RESERVE COMPONENT HEALTH MANPOWER REQUIRED AND ASSIGNED -
SELECTED HEALTH PROFESSIONALS BY PRIMARY SPECIALTY - FISCAL YEAR 1988**

DISCIPLINE	SERVICE	SERVICE NOMT.	SELECTED RESERVE		IRR/ING ASSIGNED	STANDBY ASSIGNED	TOTAL ASSIGNED
			AUTH.	ASSGN.			
PHYSICIAN ASSISTANT	USAR		70	100	170	2	272
	ARNG		364	342	0	0	342
	USNR		42	55	10	2	67
	USAFR		34	29	5	18	52
	ANG		34	14	0	0	14
	TOTAL		544	540	185	22	747
		SEE PAGE 2 FOR NOTE ON SERVICE REQUIREMENTS					

Prepared by: Washington Headquarters Services
Directorate for Information
Operations and Reports

**FORMAT 51: RETIRED HEALTH PROFESSIONALS BY PRIMARY SPECIALTY
FISCAL YEAR 1988**

DISCIPLINE	SERVICE	ACTIVE DUTY RETIRED	RESERVE RETIRED	TOTAL
AUDIOLOGIST	ARMY	1	1	2
	NAVY	4	3	7
	USAF	4	1	5
	TOTAL	9	5	14
BIOCHEMIST	ARMY	26	37	63
	NAVY	0	0	0
	USAF	0	0	0
	TOTAL	26	37	63
BIOENVIRONMENTAL ENGINEER	ARMY	0	0	0
	NAVY	0	0	0
	USAF	51	16	67
	TOTAL	51	16	67

Prepared by: Washington Headquarters Services
Directorate for Information
Operations and Reports

**FORMAT 51: RETIRED HEALTH PROFESSIONALS BY PRIMARY SPECIALTY
FISCAL YEAR 1988**

DISCIPLINE	SERVICE	ACTIVE DUTY RETIRED	RESERVE RETIRED	TOTAL
BIOMEDICAL/MEDICAL SCIENTIST	ARMY	0	0	0
	NAVY	0	0	0
	USAF	16	1	17
	TOTAL	16	1	17
CLINICAL LAB. OFFICER/MED. TECH.	ARMY	41	29	70
	NAVY	10	1	11
	USAF	43	22	65
	TOTAL	94	52	146
ENTOMOLOGIST	ARMY	33	21	54
	NAVY	5	2	7
	USAF	0	4	4
	TOTAL	38	27	65

Prepared by: Washington Headquarters Services
Directorate for Information
Operations and Reports

**FORMAT 51: RETIRED HEALTH PROFESSIONALS BY PRIMARY SPECIALTY
FISCAL YEAR 1988**

DISCIPLINE	SERVICE	ACTIVE DUTY RETIRED	RESERVE RETIRED	TOTAL
ENVIRONMENTAL SCIENCE OFFICER	ARMY	18	8	26
	NAVY	21	1	22
	USAF	10	9	19
	TOTAL	49	18	67
HEALTH PHYSICIST	ARMY	0	0	0
	NAVY	0	0	0
	USAF	6	59	65
	TOTAL	6	59	65
IMMUNOLOGIST	ARMY	8	3	11
	NAVY	0	0	0
	USAF	0	0	0
	TOTAL	8	3	11

Prepared by: Washington Headquarters Services
Directorate for Information
Operations and Reports

**FORMAT 51: RETIRED HEALTH PROFESSIONALS BY PRIMARY SPECIALTY
FISCAL YEAR 1988**

DISCIPLINE	SERVICE	ACTIVE DUTY RETIRED	RESERVE RETIRED	TOTAL
INDUSTRIAL HYGIENE OFFICER	ARMY	0	0	0
	NAVY	2	0	2
	USAF	0	0	0
	TOTAL	2	0	2
MICROBIOLOGIST	ARMY	34	27	61
	NAVY	10	3	13
	USAF	0	0	0
	TOTAL	44	30	74
NUCLEAR MEDICAL SCIENCE OFFICER	ARMY	31	3	34
	NAVY	0	0	0
	USAF	0	0	0
	TOTAL	31	3	34

Prepared by: Washington Headquarters Services
Directorate for Information
Operations and Reports

**FORMAT 51: RETIRED HEALTH PROFESSIONALS BY PRIMARY SPECIALTY
FISCAL YEAR 1988**

DISCIPLINE	SERVICE	ACTIVE DUTY RETIRED	RESERVE RETIRED	TOTAL
OPTOMETRIST	ARMY	65	34	99
	NAVY	6	9	15
	USAF	24	12	36
	TOTAL	95	55	150
PARASITOLOGIST	ARMY	11	5	16
	NAVY	0	0	0
	USAF	0	0	0
	TOTAL	11	5	16
PHARMACIST	ARMY	28	70	98
	NAVY	11	4	15
	USAF	12	11	23
	TOTAL	51	85	136

Prepared by: Washington Headquarters Services
Directorate for Information
Operations and Reports

**FORMAT 51: RETIRED HEALTH PROFESSIONALS BY PRIMARY SPECIALTY
FISCAL YEAR 1988**

DISCIPLINE	SERVICE	ACTIVE DUTY RETIRED	RESERVE RETIRED	TOTAL
PHYSIOLOGIST	ARMY	2	7	9
	NAVY	6	0	6
	USAF	25	8	33
	TOTAL	33	15	48
PODIATRIST	ARMY	9	6	15
	NAVY	3	1	4
	USAF	1	6	7
	TOTAL	13	13	26
PSYCHOLOGIST	ARMY	27	25	52
	NAVY	21	4	25
	USAF	12	5	17
	TOTAL	60	34	94

Prepared by: Washington Headquarters Services
Directorate for Information
Operations and Reports

**FORMAT 51: RETIRED HEALTH PROFESSIONALS BY PRIMARY SPECIALTY
FISCAL YEAR 1988**

DISCIPLINE	SERVICE	ACTIVE DUTY RETIRED	RESERVE RETIRED	TOTAL
RADIATION HEALTH OFFICER	ARMY	0	0	0
	NAVY	6	0	6
	USAF	0	0	0
	TOTAL	6	0	6
RADIATION SPECIALIST	ARMY	0	0	0
	NAVY	4	0	4
	USAF	0	0	0
	TOTAL	4	0	4
SANITARY ENGINEER	ARMY	42	20	62
	NAVY	0	0	0
	USAF	0	0	0
	TOTAL	42	20	62

Prepared by: Washington Headquarters Services
Directorate for Information
Operations and Reports

**FORMAT 51: RETIRED HEALTH PROFESSIONALS BY PRIMARY SPECIALTY
FISCAL YEAR 1988**

DISCIPLINE	SERVICE	ACTIVE DUTY RETIRED	RESERVE RETIRED	TOTAL
SOCIAL WORK OFFICER	ARMY	103	76	179
	NAVY	0	0	0
	USAF	9	10	19
	TOTAL	112	86	198
SPEECH SPECIALIST	ARMY	0	0	0
	NAVY	0	0	0
	USAF	0	0	0
	TOTAL	0	0	0
DIETITIAN	ARMY	58	15	73
	NAVY	0	0	0
	USAF	14	9	23
	TOTAL	72	24	96

Prepared by: Washington Headquarters Services
Directorate for Information
Operations and Reports

**FORMAT 51: RETIRED HEALTH PROFESSIONALS BY PRIMARY SPECIALTY
FISCAL YEAR 1988**

DISCIPLINE	SERVICE	ACTIVE DUTY RETIRED	RESERVE RETIRED	TOTAL
OCCUPATIONAL THERAPIST	ARMY	43	12	55
	NAVY	1	1	2
	USAF	9	0	9
	TOTAL	53	13	66
PHYSICAL THERAPIST	ARMY	72	65	137
	NAVY	10	2	12
	USAF	14	15	29
	TOTAL	96	82	178
VETERINARIAN	ARMY	158	46	204
	NAVY	0	0	0
	USAF	57	24	81
	TOTAL	215	70	285

Prepared by: Washington Headquarters Services
Directorate for Information
Operations and Reports

**FORMAT 51: RETIRED HEALTH PROFESSIONALS BY PRIMARY SPECIALTY
FISCAL YEAR 1988**

DISCIPLINE	SERVICE	ACTIVE DUTY RETIRED	RESERVE RETIRED	TOTAL
HEALTH CARE ADMINISTRATOR	ARMY	1026	803	1829
	NAVY	405	23	428
	USAF	360	259	619
	TOTAL	1791	1085	2876
NURSING SERVICE ADMINISTRATOR	ARMY	182	86	268
	NAVY	33	6	39
	USAF	165	113	278
	TOTAL	380	205	585
NURSE ANESTHETIST	ARMY	187	28	215
	NAVY	24	5	29
	USAF	67	58	125
	TOTAL	278	91	369

Prepared by: Washington Headquarters Services
Directorate for Information
Operations and Reports

**FORMAT 51: RETIRED HEALTH PROFESSIONALS BY PRIMARY SPECIALTY
FISCAL YEAR 1988**

DISCIPLINE	SERVICE	ACTIVE DUTY RETIRED	RESERVE RETIRED	TOTAL
OPERATING ROOM NURSE	ARMY	124	29	153
	NAVY	39	4	43
	USAF	24	31	55
	TOTAL	187	64	251
PEDIATRIC NURSE PRACTITIONER	ARMY	0	0	0
	NAVY	0	0	0
	USAF	19	18	37
	TOTAL	19	18	37
FAMILY NURSE PRACTITIONER	ARMY	0	0	0
	NAVY	0	0	0
	USAF	0	0	0
	TOTAL	0	0	0

Prepared by: Washington Headquarters Services
Directorate for Information
Operations and Reports

**FORMAT 51: RETIRED HEALTH PROFESSIONALS BY PRIMARY SPECIALTY
FISCAL YEAR 1988**

DISCIPLINE	SERVICE	ACTIVE DUTY RETIRED	RESERVE RETIRED	TOTAL
OB/GYN NURSE PRACTITIONER	ARMY	0	0	0
	NAVY	0	0	0
	USAF	15	20	35
	TOTAL	15	20	35
PRIMARY CARE NURSE PRACTITIONER	ARMY	0	0	0
	NAVY	24	3	27
	USAF	17	10	27
	TOTAL	41	13	54
NURSE MIDWIFE	ARMY	0	0	0
	NAVY	0	0	0
	USAF	8	5	13
	TOTAL	8	5	13

Prepared by: Washington Headquarters Services
Directorate for Information
Operations and Reports

**FORMAT 51: RETIRED HEALTH PROFESSIONALS BY PRIMARY SPECIALTY
FISCAL YEAR 1988**

DISCIPLINE	SERVICE	ACTIVE DUTY RETIRED	RESERVE RETIRED	TOTAL
FLIGHT NURSE	ARMY	0	0	0
	NAVY	0	0	0
	USAF	0	17	17
	TOTAL	0	17	17
NURSING EDUCATION	ARMY	0	0	0
	NAVY	7	4	11
	USAF	7	3	10
	TOTAL	14	7	21
ALL OTHER NURSES	ARMY	685	258	943
	NAVY	212	60	272
	USAF	90	181	271
	TOTAL	987	499	1486

Prepared by: Washington Headquarters Services
Directorate for Information
Operations and Reports

**FORMAT 51: RETIRED HEALTH PROFESSIONALS BY PRIMARY SPECIALTY
FISCAL YEAR 1988**

DISCIPLINE	SERVICE	ACTIVE DUTY RETIRED	RESERVE RETIRED	TOTAL
PHYSICIAN ASSISTANT	ARMY	284	1	285
	NAVY	121	0	121
	USAF	4	36	40
	TOTAL	409	37	446

Prepared by: Washington Headquarters Services
Directorate for Information
Operations and Reports

**FORMAT 52: RESERVE COMPONENT ENLISTED HEALTH CARE PERSONNEL REQUIRED
AND ASSIGNED BY PRIMARY SPECIALTY - FISCAL YEAR 1988**

DISCIPLINE	SERVICE	SERVICE ROMT.	SELECTED RESERVE		IRR/ING ASSIGNED	STANDBY ASSIGNED	TOTAL ASSIGNED	
			AUTH.	ASSGN.				
MED. CARE & TREATMENT, GEN.	USAR		16110	12568	9811	4	22383	
	ARNG		15977	12699	0	0	12699	
	USNR		8640	10221	3606	26	13853	
	USAFR		4168	3938	1349	23	5310	
	ANG		2226	1726	0	0	1726	
	TOTAL		47121	41152	14766	53	55971	
	SURGERY		SEE PAGE 2 FOR NOTE ON SERVICE REQUIREMENTS					
		USAR		3027	1824	741	2	2567
		ARNG		744	452	0	0	452
		USNR		815	224	220	0	444
USAFR			192	189	160	3	352	
ANG			0	8	0	0	8	
TOTAL			4778	2697	1121	5	3823	

Prepared by: Washington Headquarters Services
Directorate for Information
Operations and Reports

**FORMAT 52: RESERVE COMPONENT ENLISTED HEALTH CARE PERSONNEL REQUIRED
AND ASSIGNED BY PRIMARY SPECIALTY - FISCAL YEAR 1988**

DISCIPLINE	SERVICE	SERVICE ROMT.	SELECTED RESERVE		IRR/ING ASSIGNED	STANDBY ASSIGNED	TOTAL ASSIGNED
			AUTH.	ASSGN.			
BEHAVIORAL SCIENCES	USAR		545	503	331	0	834
	ARNG		124	83	0	0	83
	USNR		166	42	67	0	109
	USAFR		171	167	86	0	253
	ANG		38	17	0	0	17
	TOTAL		1044	812	484	0	1296
THERAPY	USAR	SEE PAGE 2 FOR NOTE ON SERVICE REQUIREMENTS	391	341	124	0	465
	ARNG		0	6	0	0	6
	USNR		252	43	16	0	59
	USAFR		19	22	34	0	56
	ANG		0	0	0	0	0
	TOTAL		662	412	174	0	586

Prepared by: Washington Headquarters Services
Directorate for Information
Operations and Reports

**FORMAT 52: RESERVE COMPONENT ENLISTED HEALTH CARE PERSONNEL REQUIRED
AND ASSIGNED BY PRIMARY SPECIALTY - FISCAL YEAR 1988**

DISCIPLINE	SERVICE	SERVICE RQMT.	SELECTED RESERVE		IRR/ING ASSIGNED	STANDBY ASSIGNED	TOTAL ASSIGNED
			AUTH.	ASSGN.			
ORTHOPEDICS	USAR		429	221	105	0	326
	ARNG		50	38	0	0	38
	USNR		180	30	26	0	56
	USAFR		17	12	18	0	30
	ANG		0	0	0	0	0
	TOTAL		676	301	149	0	450
AEROSPACE & UNDERSEAS MED.	USAR		0	0	0	0	0
	ARNG		0	0	0	0	0
	USNR		146	69	46	1	116
	USAFR		152	191	107	0	298
	ANG		312	269	0	0	269
	TOTAL		610	529	153	1	683

*SBB PAGE 2
FOR NOTE ON
SERVICE
REQUIREMENTS*

Prepared by: Washington Headquarters Services
Directorate for Information
Operations and Reports

**FORMAT 52: RESERVE COMPONENT ENLISTED HEALTH CARE PERSONNEL REQUIRED
AND ASSIGNED BY PRIMARY SPECIALTY - FISCAL YEAR 1988**

DISCIPLINE	SERVICE	SERVICE ROMT.	SELECTED RESERVE		IRR/ING ASSIGNED	STANDBY ASSIGNED	TOTAL ASSIGNED
			AUTH.	ASSGN.			
BIOMED. LABORATORY SERVICES	USAR		2551	1800	902	1	2703
	ARNG		659	408	0	0	408
	USNR		1121	247	118	0	365
	USAFR		279	306	207	2	515
	ANG		236	195	0	0	195
	TOTAL		4846	2956	1227	3	4186
	PHARMACY	USAR		1139	591	210	0
ARNG			283	139	0	0	139
USNR			365	138	121	1	260
USAFR			129	132	88	1	221
ANG			122	103	0	0	103
TOTAL			2038	1103	419	2	1524
			<i>SEE PAGE 2 FOR NOTE ON SERVICE REQUIREMENTS</i>				

Prepared by: Washington Headquarters Services
Directorate for Information
Operations and Reports

**FORMAT 52: RESERVE COMPONENT ENLISTED HEALTH CARE PERSONNEL REQUIRED
AND ASSIGNED BY PRIMARY SPECIALTY - FISCAL YEAR 1988**

DISCIPLINE	SERVICE	SERVICE ROMT.	SELECTED RESERVE		IRR/ING ASSIGNED	STANDBY ASSIGNED	TOTAL ASSIGNED
			AUTH.	ASSGN.			
RADIOLOGY	USAR		944	766	318	0	1084
	ARNG		264	192	0	0	192
	USNR		518	156	72	1	229
	USAFR		169	205	184	2	391
	ANG		185	179	0	0	179
	TOTAL		2080	1498	574	3	2075
VETERINARY MEDICINE	USAR		228	217	274	0	491
	ARNG		42	48	0	0	48
	USNR		0	0	0	0	0
	USAFR		0	0	0	0	0
	ANG		0	0	0	0	0
	TOTAL		270	265	274	0	539

SEE PAGE 2
FOR NOTE ON
SERVICE
REQUIREMENTS

Prepared by: Washington Headquarters Services
Directorate for Information
Operations and Reports

**FORMAT 52: RESERVE COMPONENT ENLISTED HEALTH CARE PERSONNEL REQUIRED
AND ASSIGNED BY PRIMARY SPECIALTY - FISCAL YEAR 1988**

DISCIPLINE	SERVICE	SERVICE ROMT.	SELECTED RESERVE		IRR/ING ASSIGNED	STANDBY ASSIGNED	TOTAL ASSIGNED
			AUTH.	ASSGN.			
ENVIRON. HEALTH SERVICES	USAR		423	257	193	0	450
	ARNG		163	89	0	0	89
	USNR		145	24	8	0	32
	USAFR		252	243	156	2	401
	ANG		308	284	0	0	284
	TOTAL		1291	897	357	2	1256
OPHTHALMOLOGY OPTOMETRY	USAR		147	102	96	0	198
	ARNG		36	21	0	0	21
	USNR		120	24	10	0	34
	USAFR		22	31	16	1	48
	ANG		56	49	0	0	49
	TOTAL		381	227	122	1	350

*SBB PAGE 2
FOR NOTE ON
SERVICE
REQUIREMENTS*

Prepared by: Washington Headquarters Services
Directorate for Information
Operations and Reports

**FORMAT 52: RESERVE COMPONENT ENLISTED HEALTH CARE PERSONNEL REQUIRED
AND ASSIGNED BY PRIMARY SPECIALTY - FISCAL YEAR 1988**

DISCIPLINE	SERVICE	SERVICE ROMT.	SELECTED RESERVE		IRR/ING ASSIGNED	STANDBY ASSIGNED	TOTAL ASSIGNED
			AUTH.	ASSGN.			
PHYSIOLOGY	USAR		0	1	0	0	1
	ARNG		0	0	0	0	0
	USNR		4	4	2	0	6
	USAFR		0	0	29	0	29
	ANG		0	0	0	0	0
TOTAL		4	5	31	0	36	
DIET THERAPY	USAR		1926	1002	426	0	1428
	ARNG		277	114	0	0	114
	USNR		0	0	0	0	0
	USAFR		131	112	80	1	193
	ANG		0	0	0	0	0
TOTAL		2334	1228	506	1	1735	
		SEE PAGE 2 FOR NOTE ON SERVICE REQUIREMENTS					

Prepared by: Washington Headquarters Services
Directorate for Information
Operations and Reports

**FORMAT 52: RESERVE COMPONENT ENLISTED HEALTH CARE PERSONNEL REQUIRED
AND ASSIGNED BY PRIMARY SPECIALTY - FISCAL YEAR 1988**

DISCIPLINE	SERVICE	SERVICE ROMT.	SELECTED RESERVE		IRR/ING ASSIGNED	STANDBY ASSIGNED	TOTAL ASSIGNED
			AUTH.	ASSGN.			
BIOMED. EQUIP. REPAIR & MAINT.	USAR		398	321	145	0	466
	ARNG		139	109	0	0	109
	USNR		319	31	4	0	35
	USAFR		92	98	108	0	206
	ANG		95	90	0	0	90
	TOTAL		1043	649	257	0	906
OTHER BIOMED & ALLIED HEALTH	USAR		0	0	0	0	0
	ARNG		0	0	0	0	0
	USNR		0	19	1	0	20
	USAFR		78	10	0	0	10
	ANG		91	76	0	0	76
	TOTAL		169	105	1	0	106

Prepared by: Washington Headquarters Services
Directorate for Information
Operations and Reports

**FORMAT 52: RESERVE COMPONENT ENLISTED HEALTH CARE PERSONNEL REQUIRED
AND ASSIGNED BY PRIMARY SPECIALTY - FISCAL YEAR 1988**

DISCIPLINE	SERVICE	SERVICE ROMT.	SELECTED RESERVE		IRR/ING ASSIGNED	STANDBY ASSIGNED	TOTAL ASSIGNED
			AUTH.	ASSGN.			
MEDICAL ADMIN. & LOGISTICS	USAR		3891	2753	1216	0	3969
	ARNG		1124	909	0	0	909
	USNR		0	0	0	0	0
	USAFR		1420	1459	510	19	1988
	ANG		661	651	0	0	651
	TOTAL		7096	5772	1726	19	7517
TOTAL MEDICAL ENLISTED	USAR		32149	23267	14892	7	38166
	ARNG	SEE PAGE 2 FOR NOTE ON SERVICE REQUIREMENTS	19882	15307	0	0	15307
	USNR		12791	11272	4317	29	15618
	USAFR		7291	7115	3132	54	10301
	ANG		4330	3647	0	0	3647
		TOTAL		76443	60608	22341	90
DENTAL CARE . GENERAL	USAR		1446	1353	637	0	1990
	ARNG		405	342	0	0	342
	USNR		838	980	404	2	1386
	USAFR		180	221	306	2	529
	ANG		177	170	0	0	170
	TOTAL		3046	3066	1347	4	4417

Prepared by: Washington Headquarters Services
Directorate for Information
Operations and Reports

**FORMAT 52: RESERVE COMPONENT ENLISTED HEALTH CARE PERSONNEL REQUIRED
AND ASSIGNED BY PRIMARY SPECIALTY - FISCAL YEAR 1988**

DISCIPLINE	SERVICE	SERVICE ROMT.	SELECTED RESERVE		IRR/ING ASSIGNED	STANDBY ASSIGNED	TOTAL ASSIGNED
			AUTH.	ASSGN.			
DENTAL LABORATORY	USAR		378	242	96	0	338
	ARNG		71	32	0	0	32
	USNR		91	84	23	0	107
	USAFR		18	18	65	0	83
	ANG		0	0	0	0	0
TOTAL		558	376	184	0	560	
TOTAL DENTAL ENLISTED	USAR		1824	1595	733	0	2328
	ARNG		476	374	0	0	374
	USNR		929	1064	427	2	1493
	USAFR		198	239	371	2	612
	ANG		177	170	0	0	170
TOTAL		3504	3442	1531	4	4977	
TOTAL ENLISTED PERSONNEL	USAR		33973	24862	15625	7	40494
	ARNG		20358	15681	0	0	15681
	USNR		13720	12336	4744	31	17111
	USAFR		7489	7354	3503	56	10913
	ANG		4507	3817	0	0	3817
TOTAL		80047	64050	23872	94	88016	

Prepared by: Washington Headquarters Services
Directorate for Information
Operations and Reports

**FORMAT 53: RETIRED ENLISTED HEALTH CARE PERSONNEL BY PRIMARY SPECIALTY
FISCAL YEAR 1988**

MEDICAL SPECIALTY	SERVICE	ACTIVE DUTY RETIRED	RESERVE RETIRED	TOTAL RETIRED
MED. CARE & TREATMENT, GEN.	ARMY	9366	957	10323
	NAVY	2832	299	3131
	USAF	2565	177	2742
	TOTAL	14763	1433	16196
SURGERY	ARMY	628	34	662
	NAVY	16	5	21
	USAF	287	1	288
	TOTAL	931	40	971
BEHAVIORAL SCIENCES	ARMY	350	18	368
	NAVY	2	3	5
	USAF	130	0	130
	TOTAL	482	21	503
THERAPY	ARMY	68	8	76
	NAVY	2	0	2
	USAF	88	0	88
	TOTAL	158	8	166

Prepared by: Washington Headquarters Services
Directorate for Information
Operations and Reports

**FORMAT 53: RETIRED ENLISTED HEALTH CARE PERSONNEL BY PRIMARY SPECIALTY
FISCAL YEAR 1988**

MEDICAL SPECIALTY	SERVICE	ACTIVE DUTY RETIRED	RESERVE RETIRED	TOTAL RETIRED
ORTHOPEDICS	ARMY	213	1	214
	NAVY	2	0	2
	USAF	71	0	71
	TOTAL	286	1	287
AEROSPACE & UNDERSEAS MED.	ARMY	0	0	0
	NAVY	193	7	200
	USAF	305	16	321
	TOTAL	498	23	521
BIOMED. LABORATORY SERVICES	ARMY	508	43	551
	NAVY	256	8	264
	USAF	515	13	528
	TOTAL	1279	64	1343
PHARMACY	ARMY	91	3	94
	NAVY	64	0	64
	USAF	225	5	230
	TOTAL	380	8	388

Prepared by: Washington Headquarters Services
Directorate for Information
Operations and Reports

**FORMAT 53: RETIRED ENLISTED HEALTH CARE PERSONNEL BY PRIMARY SPECIALTY
FISCAL YEAR 1988**

MEDICAL SPECIALTY	SERVICE	ACTIVE DUTY RETIRED	RESERVE RETIRED	TOTAL RETIRED
RADIOLOGY	ARMY	304	15	319
	NAVY	216	13	229
	USAF	344	13	357
	TOTAL	864	41	905
VETERINARY MEDICINE	ARMY	608	7	615
	NAVY	0	0	0
	USAF	0	0	0
	TOTAL	608	7	615
ENVIRON. HEALTH SERVICES	ARMY	223	17	240
	NAVY	209	4	213
	USAF	654	30	684
	TOTAL	1086	51	1137
OPHTHALMOLOGY OPTOMETRY	ARMY	121	0	121
	NAVY	51	3	54
	USAF	53	0	53
	TOTAL	225	3	228

Prepared by: Washington Headquarters Services
Directorate for Information
Operations and Reports

**FORMAT 53: RETIRED ENLISTED HEALTH CARE PERSONNEL BY PRIMARY SPECIALTY
FISCAL YEAR 1988**

MEDICAL SPECIALTY	SERVICE	ACTIVE DUTY RETIRED	RESERVE RETIRED	TOTAL RETIRED
PHYSIOLOGY	ARMY	100	2	102
	NAVY	20	1	21
	USAF	198	0	198
	TOTAL	318	3	321
DIET THERAPY	ARMY	478	105	583
	NAVY	0	0	0
	USAF	240	5	245
	TOTAL	718	110	828
BIOMED. EQUIP. REPAIR & MAINT.	ARMY	354	9	363
	NAVY	117	1	118
	USAF	254	1	255
	TOTAL	725	11	736
OTHER BIOMED & ALLIED HEALTH	ARMY	0	0	0
	NAVY	15	0	15
	USAF	0	0	0
	TOTAL	15	0	15

Prepared by: Washington Headquarters Services
Directorate for Information
Operations and Reports

**FORMAT 53: RETIRED ENLISTED HEALTH CARE PERSONNEL BY PRIMARY SPECIALTY
FISCAL YEAR 1988**

MEDICAL SPECIALTY	SERVICE	ACTIVE DUTY RETIRED	RESERVE RETIRED	TOTAL RETIRED
MEDICAL ADMIN. & LOGISTICS	ARMY	1314	140	1454
	NAVY	0	0	0
	USAF	1663	130	1793
	TOTAL	2977	270	3247
TOTAL MEDICAL ENLISTED	ARMY	14726	1359	16085
	NAVY	3995	344	4339
	USAF	7592	391	7983
	TOTAL	26313	2094	24068
DENTAL CARE - GENERAL	ARMY	645	33	678
	NAVY	397	25	422
	USAF	771	8	779
	TOTAL	1813	66	1879
DENTAL LABORATORY	ARMY	308	4	312
	NAVY	150	2	152
	USAF	304	0	304
	TOTAL	762	6	768

Prepared by Washington Headquarters Services
Directorate for Information
Operations and Reports

**FORMAT 53: RETIRED ENLISTED HEALTH CARE PERSONNEL BY PRIMARY SPECIALTY
FISCAL YEAR 1988**

MEDICAL SPECIALTY	SERVICE	ACTIVE DUTY RETIRED	RESERVE RETIRED	TOTAL RETIRED
TOTAL DENTAL ENLISTED	ARMY	953	37	990
	NAVY	547	27	574
	USAF	1075	8	1083
	TOTAL	2575	72	2647
TOTAL ENLISTED PERSONNEL	ARMY	15679	1396	17075
	NAVY	4542	371	4913
	USAF	8667	399	9066
	TOTAL	28888	2166	31054

Prepared by: Washington Headquarters Services
Directorate for Information
Operations and Reports

GLOSSARY

Administrative and Management Position - Physicians or dentists whose primary responsibilities are the administration or management of health care operations. Examples include commanders, deputy commanders, facility directors, HQ staff officers, major command surgeons, and corps surgeons.

AFHPSP - Armed Forces Health Professions Scholarship Program.

ANG - Air National Guard.

Applicants - Total number of applicants by specialty or corps; includes inter- and intra-Service transfers and recalls.

ARNG - Army National Guard.

Budget Authorization - The sum of "programmed manning" plus the "individuals account." Programmed manning consists of spaces in the programmed manpower structure officially authorized to be filled. The term "programmed manning" is synonymous with: Force Structure Allowance (Army), Distributable Billets (Navy), and Force Structure Authorizations (USAF). "Individuals account" includes transients, trainees, patients, prisoners, holdees, and students; personnel not filling programmed manpower structure spaces but required to maintain the programmed structure at 100 percent of programmed manning.

Corps - A grouping of health professionals.

Direct Accession - A member of the medical services who enters the Uniformed Services without prior commitment or obligation; a volunteer. Also includes inter- and intra-Service transfers and recalls.

Discipline - Identifies a specific health professional; for example, physician, dentist, optometrist, veterinarian.

Duty End Strength and Duty Specialty - The number of personnel actually assigned as of the last day of the reporting period, stratified by the specialty in which they are assigned regardless of their primary specialty, education, qualifications, or other criteria. For example, a Family Practitioner

utilized as a Flight Surgeon would be counted for duty end strength or duty specialty as a Flight Surgeon.

End Strength - The number of personnel actually assigned as of the last day of the reporting period.

FMG - Foreign Medical Graduate. **NOTE:** Graduates from medical schools in Canada and Puerto Rico are considered American medical graduates and therefore are not FMGs.

FTE - Full-time-equivalent. Total number of hours of work performed by all part-time employees, divided by the number of hours (2087) available in the work year.

Gains - The number of personnel entering a specified discipline during a reporting period; includes all accessions as well as inter- and intra-Service transfers.

GDE - Graduate Dental Education.

GDE-1 - Dentists in their first year of Graduate Medical Education immediately following completion of dental school.

GME - Graduate Medical Education.

GME-1 - Physicians in their first year of Graduate Medical Education. Includes both categorical and transitional or flexible internships.

Goal - The number of direct accessions/AFHSP selectees the Military Service intends to enter active duty/the Reserve component (as appropriate to the particular format).

IMA - Individual Mobilization Augmentee.

ING - Inactive National Guard.

IRR - Individual Ready Reserve.

Length of Training - The normal length of training program, including GME-1.

Local/Foreign Nationals - Civilians who are citizens of a foreign nation, employed in the Military Health Services System located outside of CONUS.

Losses - Personnel released/retired from a specified discipline during a given reporting period; includes inter- and intra-Service transfers.

Maximum Program Size - The maximum number of training positions authorized in a specific training program in a given year (i.e., CME authorizations).

Minimum Program Size - The minimum aggregate number of training positions necessary for a specific training program to maintain accreditation.

Non-Administrative and Non-Patient Care Positions - Physicians or dentists whose primary duties are not in patient care nor in administration/management. Examples include professional military education, faculty, research and development, consultants assigned to HQ staffs, project managers, review boards, etc. Specifically excluded are physicians assigned to patient care facilities in the specialties of pathology, preventive medicine, occupational medicine, radiology, and nuclear medicine.

Number Declined - Civilian applicants who, following selection, chose not to accept a tendered appointment.

Number Entered Active/Reserve Duty - Those selectees who actually were appointed and entered the active component, a Reserve component, or a training program. Also includes inter- and intra-Service transfers and recalls.

Nurse Practitioner - A registered nurse who is prepared through a formal organized education program to determine, start, or alter the regimen of medical treatment provided to a patient, either on a routine or occasional basis, in the specialties of obstetrics/gynecology, pediatrics, primary care, and family practice.

Other CME - Physicians in their second year and beyond of graduate medical education; includes fellowships.

Other Nurses - Includes all nurses in the Nurse Corps not otherwise specified by category in a particular format.

Primary Specialty - The specialty for which an individual is principally educated/technically qualified, irrespective of the duty specialty to which he or she is assigned.

Recalls - Reserve component members who voluntarily request to enter active duty.

REFRAD - Relief From Active Duty.

ROTC - Reserve Officers' Training Corps.

Selectees - Accepted applicants who have been tendered appointments; also, inter- and intra-Service transfers and recalls.

Service Deferred GME - An AFHPSP graduate whose service obligation has been deferred pending completion of a Graduate Medical Education Program in the civilian sector. This GME is NOT Military Service-sponsored.

Service Sponsored GME/GDE - A physician or dentist on active duty who is attending a GME or GDE program in either a military or civilian medical treatment facility/institution.

Service Requirement - The total number of health personnel required at peak wartime demand, in accordance with the Department guidance scenario and not budget-constrained. The total requirement is divided between the active component, Reserve components, and civilian manpower to fulfill wartime missions as follows:

(1) Active Component - That portion of the total Service Requirement allocated to the active component based upon the number of personnel needed in peacetime to meet wartime requirements before the Reserve forces could become available. Additional manpower, which can be clearly shown to ensure the most cost-effective provision of health service to beneficiaries, may be allocated from Reserve component requirements. Report combined wartime and cost-effective requirements where appropriate; also report in parenthesis the cost-effective portion included next to each entry where it exists.

(2) Reserve Components - That portion of the total Service Requirement allocated to the Reserve components. It represents the number of personnel needed in the Reserve component which, when combined with active component and civilian manpower requirements, will satisfy total Service Requirements. These requirements may be satisfied by a combination of personnel in unit programs, IMAs, IRR/ING, Standby, and retiree categories.

(3) Civilian Manpower - That portion of the total Service Requirement performed by the civilian workforce. This represents current civilian positions that provide direct medical support to components and other positions that could be filled by civilians in wartime.

Source - The procurement program from which an individual comes into the medical services.

Training - Reflects those personnel in an education status to achieve specialty qualification.

USAFR - United States Air Force Reserve.

USAR - United States Army Reserve.

USNR - United States Naval Reserve.

USUHS - Uniformed Services University of the Health Sciences.

** Submit the completed formats and any question or comments to:

Office of the Assistant Secretary of Defense
(Health Affairs)
The Pentagon, Room 3E346
Washington, D.C. 20301-1155