

AD-A205 408


Department of Defense ATLAS/DATA ABSTRACT FOR THE UNITED STATES AND SELECTED AREAS

Fiscal Year 1988


DTIC

ELECTE

MAR 03 1989



Fiscal Year 1988



~~For sale by the Superintendent of Documents
U. S. Government Printing Office
Washington, D.C. 20402~~

DTIC AND NTIS IDENTIFICATION NUMBER FOR THIS PUBLICATION IS DIOR/L03-88

TABLE OF CONTENTS

	Page
INTRODUCTION	2
MAPS AND STATISTICAL SUMMARIES	
DoD Estimated Payroll and Prime Contracts by Area	6
Statistical Abstract for the United States	9

State/Area	Map No.	
Alabama (AL)	1	10
Alaska (AK)	2	12
Arizona (AZ)	3	14
Arkansas (AR)	4	16
California (CA)	5	18
Los Angeles Area	6	21
San Diego Area	7	22
San Francisco Area	8	23
Colorado (CO)	9	24
Connecticut (CT)	10	26
Delaware (DE)	11	28
District of Columbia (DC)	12	30
Florida (FL)	13	32
Georgia (GA)	14	34
Hawaii (HI)	15	36
Idaho (ID)	16	38
Illinois (IL)	17	40
Indiana (IN)	18	42
Iowa (IA)	19	44
Kansas (KS)	20	46
Kentucky (KY)	21	48
Louisiana (LA)	22	50
Maine (ME)	23	52
Maryland (MD)	24	54
Suburban Maryland	25	57
Massachusetts (MA)	26	58
Michigan (MI)	27	60
Minnesota (MN)	28	62
Mississippi (MS)	29	64
Missouri (MO)	30	66
Montana (MT)	31	68
Nebraska (NE)	32	70
Nevada (NV)	33	72
New Hampshire (NH)	34	74
New Jersey (NJ)	35	76
New Mexico (NM)	36	78
New York (NY)	37	80
North Carolina (NC)	38	82
North Dakota (ND)	39	84
Ohio (OH)	40	86

TABLE OF CONTENTS (Continued)

State/Area	Map No.	Page
Oklahoma (OK)	41	88
Oregon (OR)	42	90
Pennsylvania (PA)	43	92
Rhode Island (RI)	44	94
South Carolina (SC)	45	96
South Dakota (SD)	46	98
Tennessee (TN)	47	100
Texas (TX)	48	102
Utah (UT)	49	104
Vermont (VT)	50	106
Virginia (VA)	51	108
Norfolk Area	52	110
Northern Virginia Area	53	111
Washington (WA)	54	112
West Virginia (WV)	55	114
Wisconsin (WI)	56	116
Wyoming (WY)	57	118
Guam	58	120
Puerto Rico	59	122
Australia	60	124
Belgium	61	126
Bermuda	62	128
Canada	63	130
Egypt	64	132
Germany	65	134
Greece	66	136
Iceland	67	138
Italy	68	140
Japan	69	142
Korea	70	144
Netherlands	71	146
Panama	72	148
Philippines	73	150
Portugal	74	152
Saudi Arabia	75	154
Spain	76	156
Turkey	77	158
United Kingdom	78	160
Key to Abbreviations		163

INTRODUCTION

INTRODUCTION

BACKGROUND

Between 1955 and 1982, the Department of Defense (DoD) published on a biennial basis the Map Book of Major Military Installations. This publication was intended to provide DoD managers a convenient reference for identification of major military installations in the United States. Prior to each issuance, the last of which was in June 1982, the Military Departments provided input concerning the installations to be included.

In the late 1970's, it was suggested by officials within the Office of the Secretary of Defense that the information in the Map Book of Major Military Installations be combined with other DoD geographical information in order to satisfy several requirements in one, easily accessible publication. In 1981, a prototype was developed for comment. From the comments received, a format was developed for the statistical abstract table for each state which is included in this report. In 1982 the first Atlas/State Data Abstract was published and included the fifty states. The 1984 edition was the first to include U.S. Territories and Possessions, and the 1986 edition was the first to include selected foreign nations. This publication is devoted entirely to information on DoD personnel, payroll outlays, and prime contracts over \$25,000.

Information in this statistical abstract table is for the most part provided according to Military Department with a total for "Other Defense Activities." Personnel information includes active duty military, direct hire civilian, Reserve and National Guard personnel, and active duty and civilian dependents (in foreign countries). Payroll outlays and prime contract awards over \$25,000 are combined to provide an indication of total expenditures for each state. These data are also broken down by type of payroll and category of contract, respectively. In addition, the following information is provided for each state: (1) ten locations where the largest expenditures are made and the most personnel are located; (2) total prime contract awards over \$25,000 for the past three fiscal years; and (3) the top five contractors, their total awards, major area of work, and dollar value associated with the major area of work.

NOTES ON COVERAGE

Personnel. Personnel data include total active duty military, direct hire civilian, and Reserve and National Guard personnel as of September 30, 1988. The active duty military personnel include those based ashore and exclude those who are temporarily shore-based or afloat. In addition, active duty military personnel in each Department include a number of personnel in a transient status. These personnel are included in the category entitled "Undistributed" which may also include personnel for which an exact location is undetermined. As of September 30, 1988, there were 38,073 personnel reported in this category who could not be distributed by state or country.

In some instances, the Military Departments report personnel by parent installation rather than their operating location. Such variations tend to occur in metropolitan areas where military activities are scattered among political jurisdictions. In addition, some personnel on temporary duty as of September 30, 1988, may be reported at their assigned locations.

Excluded from the direct hire civilian personnel are those not subject to Office of Management and Budget (OMB) ceiling controls. As of September 30, 1988, the Department of Defense employed 8,867 nonceiling personnel.

Department of the Army civilian personnel include employees involved in civil functions in the United States. This consists of 30,303 employees of the Army Corps of Engineers and 141 Army cemetery employees. Also included in this report are two persons performing civil functions in the Air Force.

The Reserve and National Guard personnel figures include only the Ready Reserve, which consists of the Selected Reserve, the Individual Ready Reserve and the Inactive National Guard. These personnel are distributed by state according to their place of residence. Coast Guard Reserve are excluded.

Payroll Outlays. Information provided for payroll outlays must be termed estimated because some of it includes calculated and prorated data. Although the data are based on actual payroll information, in many instances actual outlays have been prorated to the installation or the location of interest.

Payroll outlays comprise gross earnings of personnel which, except for retired military personnel compensation, include gross compensation for personnel services rendered the government and cash allowances for personnel benefits. Excluded from gross earnings for employees is the employer's share of employee benefits.

The user of estimated payroll outlays information should also be aware of problems involved with the location of reported payrolls. Reporting of payroll outlays by the location of the finance office issuing the checks can occur. This could mean that military and civilian pay for the same installation may be reported at different locations if paid by different finance offices.

Finally, payroll outlays for military personnel who are temporarily shore-based or afloat are reported at the personnel's home port.

Prime Contracts. Data provided for each state reflect the net value of debit and credit procurement actions over \$25,000. Prime contract awards of \$25,000 or less are not included in this report since records pertaining to the locations of performance are not maintained. If a total for a procurement category for a state was a net deficit, the value is indicated in parentheses.

It is possible that the amount of prime contract dollars for a major area of work will exceed the total amount for a given prime contractor. This occurs when a contract is terminated with the remaining amount deducted from the total amount for the prime contractor. This is especially evident when all or most of a contractor's work is in a single major area of work.

In regard to the locations reported for contracts, contract work is not necessarily performed at the location where the contract was awarded. Most manufacturing contracts have been attributed to the contractor's location where the product will be processed and assembled. When contract work will be performed at more than one plant, the contract has been attributed to the location where the largest dollar amount of work will be performed. Both construction and service contracts have been attributed to the state where the work is to be performed. Contracts for transportation and communications services have been attributed to the state where the contractor's home office is located. For purchases from wholesale or other distribution firms, the location is the contractor's business address.

Maps. The maps of the United States and the jurisdictional possessions show places and military installations where major payroll and contract expenditures are incurred by the Department of Defense and/or where major concentrations of military and civilian personnel are located in the Department of Defense. Specifically shown are those places where expenditures or numbers of personnel have caused them to be listed in this publication as major locations over the last two years. Also shown are all military installations regardless of expenditures or numbers of personnel, with the exception of public works centers and those installations dedicated to reserve activities, unless expenditures or numbers of personnel caused these activities to be listed as major installations in the last two years. To reduce congestion on the California maps, installations with less than 1,000 military and civilian personnel have been excluded.

The maps of the foreign countries show selected places for geographical reference only. Expenditure information is reported at the country level and apportionment by place is not always possible. All major U.S. military installations are indicated on the foreign maps with the exception of installations in Germany with less than 1,000 military and civilian personnel.

MAPS AND STATISTICAL SUMMARIES

DoD ESTIMATED PAYROLL AND PRIME CONTRACTS BY STATE (THOUSANDS OF DOLLARS) FISCAL YEAR 1988

State	Civilian Pay	Military Active Duty Pay	Reserve & National Guard Pay	Retired Military Pay	Total Compensa- tion	Civil Functions Contracts	Military Functions Contracts	Total
Alabama	376,551	514,670	192,006	437,731	1,920,958	128,370	1,697,182	1,825,552
Alaska	12,450	444,459	19,465	58,147	725,693	12,028	409,915	421,943
Arizona	127,106	519,660	64,589	478,792	1,349,137	16,965	2,635,110	2,652,075
Arkansas	113,445	133,751	62,355	233,508	609,449	39,485	752,937	742,423
California	1,459,415	5,873,833	360,617	2,741,323	12,964,241	57,606	23,400,689	23,457,695
Colorado	483,536	810,320	77,768	488,535	1,830,159	4,426	2,885,144	2,890,570
Connecticut	157,396	273,166	39,881	121,285	596,728	1,520	4,909,781	4,911,301
Delaware	47,543	84,052	22,622	55,380	209,047	9,524	223,790	233,314
District of Columbia	898,172	377,349	54,731	44,556	1,322,808	20,621	1,643,961	1,664,582
Florida	951,515	2,038,130	135,699	1,908,829	5,034,264	26,168	5,301,605	5,327,773
Georgia	1,103,442	1,193,604	265,750	548,007	3,142,803	48,460	1,567,901	1,616,361
Hawaii	547,930	1,205,214	33,573	162,380	2,048,997	6,874	534,117	540,991
Idaho	41,539	101,593	24,116	84,673	251,011	9,563	51,968	61,531
Illinois	581,376	706,753	146,363	283,822	1,723,314	108,305	1,391,465	1,499,770
Indiana	435,802	135,224	143,106	168,241	882,373	4,655	1,513,421	1,518,076
Iowa	37,771	10,893	52,808	74,613	176,085	8,717	552,188	560,905
Kansas	181,584	617,984	165,697	173,298	1,137,543	5,173	944,955	950,128
Kentucky	353,943	690,822	88,524	186,899	1,310,188	30,442	366,902	397,344
Louisiana	245,257	449,820	95,198	283,181	1,074,456	241,063	1,197,673	1,438,736
Maine	247,475	161,822	26,023	106,531	591,851	4,662	513,217	517,879
Maryland	1,285,804	789,411	126,164	495,703	2,698,082	44,297	4,226,692	4,270,989
Massachusetts	474,881	216,739	131,254	222,711	1,005,585	23,767	7,188,382	7,212,149
Michigan	358,446	177,981	99,522	195,329	831,278	23,418	1,247,036	1,270,454
Minnesota	84,375	24,337	86,932	116,219	312,463	24,779	2,057,980	2,082,759
Mississippi	316,645	391,775	78,152	215,358	1,001,930	93,285	2,328,696	2,421,981
Missouri	583,741	343,271	168,153	287,477	1,382,642	56,372	5,450,429	5,506,801
Montana	58,238	71,568	22,299	53,821	205,926	1,091	79,022	80,113
Nebraska	112,165	305,439	33,818	114,673	566,096	6,245	252,303	258,548
Nevada	52,802	176,186	14,637	186,834	430,459	141	206,591	206,732
New Hampshire	43,165	90,795	19,477	102,840	256,278	142	480,680	480,822
New Jersey	731,075	424,569	133,067	255,875	1,604,586	73,529	3,285,565	3,359,094
New Mexico	298,133	337,012	30,634	209,304	875,083	2,252	661,034	663,286
New York	519,302	631,460	192,854	306,357	1,649,973	46,202	7,659,515	7,705,717
North Carolina	413,558	2,120,154	97,283	595,800	3,232,795	23,300	1,218,099	1,241,399
North Dakota	50,951	195,918	21,652	23,771	292,292	2,057	115,240	117,297
Ohio	819,185	316,832	137,593	337,477	1,611,088	69,251	4,991,151	5,060,402
Oklahoma	652,035	712,726	108,198	308,013	1,780,972	21,257	519,503	540,760
Oregon	32,708	23,318	48,144	192,798	356,968	90,301	362,552	452,853
Pennsylvania	1,434,376	333,968	292,620	414,675	2,535,639	67,548	3,241,924	3,309,472
Rhode Island	136,624	141,884	26,422	69,283	374,213	1,471	427,490	428,961
South Carolina	574,124	1,193,112	144,803	473,242	2,375,331	34,154	532,071	566,225
South Dakota	39,161	125,445	20,235	36,857	220,698	3,986	49,619	53,605
Tennessee	268,172	270,442	97,793	358,579	864,986	43,803	1,163,109	1,206,912
Texas	1,413,924	2,977,559	281,206	1,860,142	6,532,831	111,539	8,889,771	9,001,310
Utah	604,568	129,538	90,098	98,876	923,080	946	859,539	870,425
Vermont	17,178	2,932	17,661	29,070	66,841	612	121,093	121,705
Virginia	3,414,253	4,278,390	160,751	1,398,958	9,242,352	36,370	10,201,641	10,238,011
Washington	889,783	1,261,637	116,288	655,785	2,892,553	65,069	2,560,009	2,625,078
West Virginia	50,493	11,985	29,340	80,942	172,760	103,938	114,523	218,461
Wisconsin	83,285	30,023	144,191	113,769	371,249	10,510	900,979	911,489
Wyoming	42,025	73,237	11,464	33,031	159,757	52	54,761	54,813
Total U. S.	27,293,183	34,462,872	5,072,596	18,573,350	85,428,001	1,866,312	123,901,120	125,767,432

Prepared by: Washington Headquarters Services
Directorate for Information
Operations and Reports

DoD ESTIMATED PAYROLL AND PRIME CONTRACTS BY PLACE (THOUSANDS OF DOLLARS) FISCAL YEAR 1988

Place	Estimated Payroll \$B	Military Active \$B	Reserve & National Guard \$B	Estimated Military \$B	Total Prime Contracts \$B	Total Prime Contracts \$B	Military Active \$B	Total Prime Contracts \$B
West Germany	114,112	11,114	1,114	1,114	11,114	11,114	11,114	11,114
France	114,112	11,114	1,114	1,114	11,114	11,114	11,114	11,114
United Kingdom	114,112	11,114	1,114	1,114	11,114	11,114	11,114	11,114
Total West Germany	114,112	11,114	1,114	1,114	11,114	11,114	11,114	11,114
Australia	114,112	11,114	1,114	1,114	11,114	11,114	11,114	11,114
Belgium	114,112	11,114	1,114	1,114	11,114	11,114	11,114	11,114
Canada	114,112	11,114	1,114	1,114	11,114	11,114	11,114	11,114
Denmark	114,112	11,114	1,114	1,114	11,114	11,114	11,114	11,114
Finland	114,112	11,114	1,114	1,114	11,114	11,114	11,114	11,114
France	114,112	11,114	1,114	1,114	11,114	11,114	11,114	11,114
Germany	114,112	11,114	1,114	1,114	11,114	11,114	11,114	11,114
Greece	114,112	11,114	1,114	1,114	11,114	11,114	11,114	11,114
Italy	114,112	11,114	1,114	1,114	11,114	11,114	11,114	11,114
Japan	114,112	11,114	1,114	1,114	11,114	11,114	11,114	11,114
Korea	114,112	11,114	1,114	1,114	11,114	11,114	11,114	11,114
Netherlands	114,112	11,114	1,114	1,114	11,114	11,114	11,114	11,114
Philippines	114,112	11,114	1,114	1,114	11,114	11,114	11,114	11,114
Portugal	114,112	11,114	1,114	1,114	11,114	11,114	11,114	11,114
Spain	114,112	11,114	1,114	1,114	11,114	11,114	11,114	11,114
Sweden	114,112	11,114	1,114	1,114	11,114	11,114	11,114	11,114
Switzerland	114,112	11,114	1,114	1,114	11,114	11,114	11,114	11,114
Taiwan	114,112	11,114	1,114	1,114	11,114	11,114	11,114	11,114
United Kingdom	114,112	11,114	1,114	1,114	11,114	11,114	11,114	11,114
Other Foreign Nations	114,112	11,114	1,114	1,114	11,114	11,114	11,114	11,114
Total Foreign Nations	114,112	11,114	1,114	1,114	11,114	11,114	11,114	11,114

Reported by the Department of Defense
on the basis of information
received from the Department

UNITED STATES - TOTAL

FISCAL YEAR 1988

(DOLLARS IN THOUSANDS)

Personnel Expenditures		Total	Army	Naval & Marine Corps	Air Force	Other Defense Activities
I. Personnel - Total		3,473,403	1,847,908	1,035,348	490,147	100,000
Active Military Pay		1,945,113	488,877	417,313	431,117	0
Civilian Pay		1,478,190	321,833	310,577	125,441	0
Reserve & National Guard Pay		1,050,099	1,037,198	306,218	245,149	0
II. Expenditures - Total		\$311,136,443	\$68,237,550	\$79,740,000	\$61,141,897	\$10,000,000
A. Payroll Outlays - Total		85,428,101	30,557,573	29,486,035	24,752,469	2,034,025
Active Duty Military Pay		34,443,872	10,085,555	10,546,871	8,850,346	0
Civilian Pay		27,394,133	9,085,863	9,543,876	6,361,819	2,034,025
Reserve & National Guard Pay		5,075,636	3,335,047	872,116	809,433	0
Retired Military Pay		15,573,360	6,021,308	5,517,132	7,034,870	0
B. Prime Contracts Under Section 2636 - Total		125,757,492	27,679,677	50,253,987	35,044,360	9,044,468
Supply Contracts		72,634,045	14,583,150	31,615,248	18,924,317	7,605,330
R&D Contracts		22,359,719	3,301,989	5,497,849	11,750,871	733,210
Facilities Contracts		25,108,633	6,006,634	10,511,465	7,224,050	1,350,481
Construction Contracts		3,794,634	1,915,532	1,640,385	245,312	3,405
Civil Facilities Contracts		1,866,310	1,866,312	0	0	0

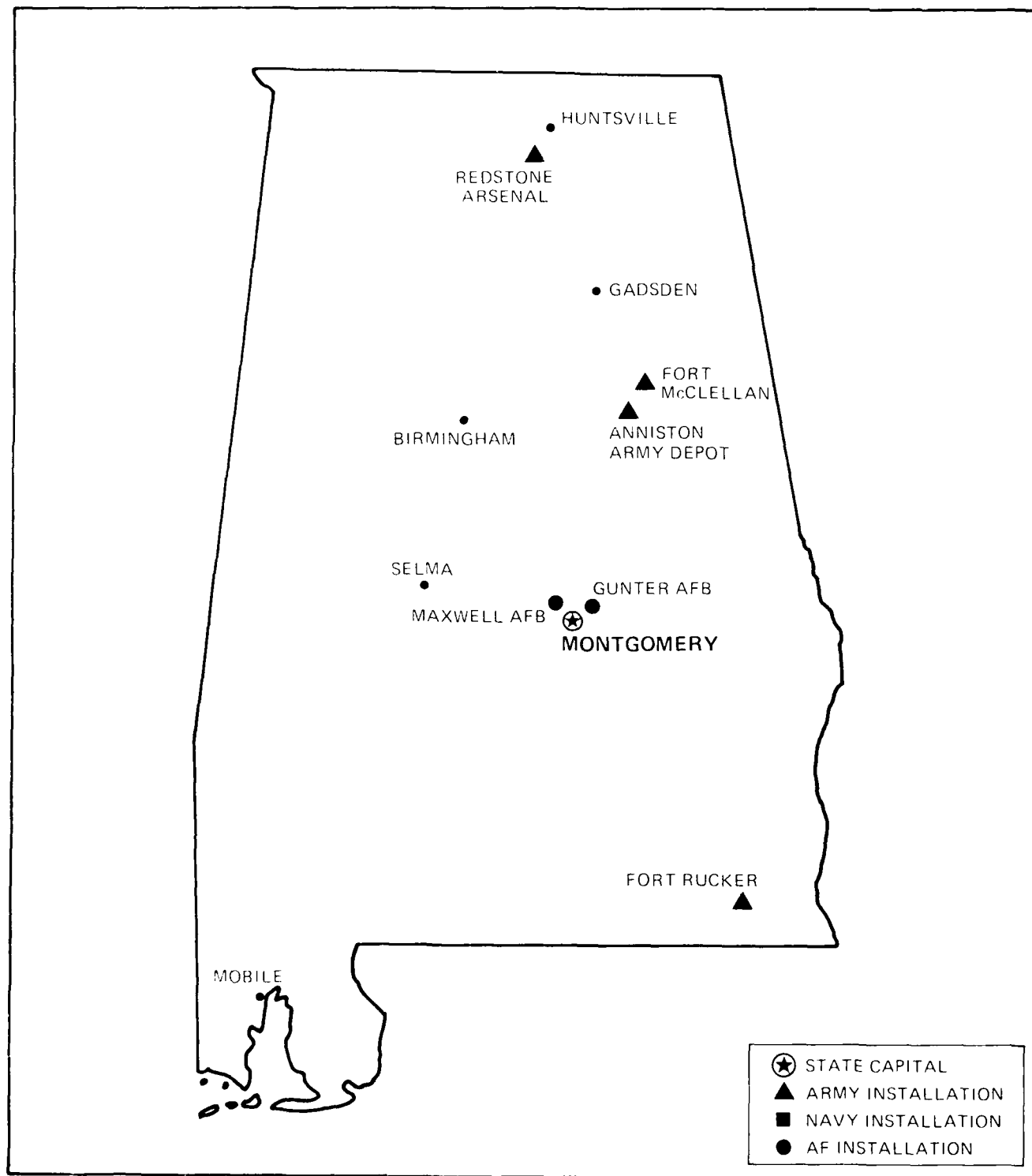
Major Locations of Expenditures	Expenditures			Major Locations of Personnel	Military and Civilian Personnel		
	Total	Payroll Outlays	Prime Contracts		Total	Active Duty Military	Civilian
Naval Air Station, VA	\$5,411,349	\$133,749	\$5,169,633	San Diego, CA	51,308	38,847	12,461
Naval Air Station, MD	5,119,187	442,439	4,676,748	Arlington, VA	46,801	19,811	26,990
Naval Air Station, VA	4,117,511	2,424,769	1,692,742	Fort Hood, TX	43,700	39,733	3,967
Fort Bragg, TX	3,441,375	241,344	3,199,931	Fort Bragg, NC	43,329	38,714	4,615
Lang Beach, CA	3,111,132	534,128	2,577,004	Norfolk, VA	35,402	18,437	16,965
Fort Belvoir, NE	2,759,499	10,402	2,749,097	Camp Pendleton, CA	33,740	31,474	2,266
Fort Belvoir, VA	2,443,249	2,443,255	0	Camp Lejeune, NC	31,404	28,101	3,303
Washington, DC	2,441,133	1,042,819	1,398,314	Washington, DC	29,770	12,442	17,328
Fort Belvoir, VA	2,354,445	81,342	2,273,103	Fort Belvoir, GA	28,835	20,081	8,754
Arlington, VA	2,443,241	1,874,257	568,984	Wright Pat AFB, OH	25,524	3,147	22,377

Prime Contracts Under Section 2636 - Total		Total	Army	Naval & Marine Corps	Air Force	Other Defense Activities
Fiscal Year 1987		\$1,111,111	\$1,111,111	\$44,444,444	\$41,111,111	\$11,111,111
Fiscal Year 1988		1,111,111	1,111,111	44,444,444	41,111,111	11,111,111
Fiscal Year 1989		1,111,111	1,111,111	44,444,444	41,111,111	11,111,111

Prime Contracts Under Section 2636 - Major Areas of Work		Total	Major Areas of Work
Fiscal Year 1987		Amount	Amount
1. AIRCRAFT ENGINEERING, REPAIR, AND MAINTENANCE		\$1,111,111	AIRCRAFT ENGINEERING, REPAIR, AND MAINTENANCE
2. AIRCRAFT ENGINEERING, REPAIR, AND MAINTENANCE		1,111,111	AIRCRAFT ENGINEERING, REPAIR, AND MAINTENANCE
3. AIRCRAFT ENGINEERING, REPAIR, AND MAINTENANCE		1,111,111	AIRCRAFT ENGINEERING, REPAIR, AND MAINTENANCE
4. AIRCRAFT ENGINEERING, REPAIR, AND MAINTENANCE		1,111,111	AIRCRAFT ENGINEERING, REPAIR, AND MAINTENANCE
5. AIRCRAFT ENGINEERING, REPAIR, AND MAINTENANCE		1,111,111	AIRCRAFT ENGINEERING, REPAIR, AND MAINTENANCE
6. AIRCRAFT ENGINEERING, REPAIR, AND MAINTENANCE		1,111,111	AIRCRAFT ENGINEERING, REPAIR, AND MAINTENANCE
7. AIRCRAFT ENGINEERING, REPAIR, AND MAINTENANCE		1,111,111	AIRCRAFT ENGINEERING, REPAIR, AND MAINTENANCE
8. AIRCRAFT ENGINEERING, REPAIR, AND MAINTENANCE		1,111,111	AIRCRAFT ENGINEERING, REPAIR, AND MAINTENANCE
9. AIRCRAFT ENGINEERING, REPAIR, AND MAINTENANCE		1,111,111	AIRCRAFT ENGINEERING, REPAIR, AND MAINTENANCE
10. AIRCRAFT ENGINEERING, REPAIR, AND MAINTENANCE		1,111,111	AIRCRAFT ENGINEERING, REPAIR, AND MAINTENANCE
11. AIRCRAFT ENGINEERING, REPAIR, AND MAINTENANCE		1,111,111	AIRCRAFT ENGINEERING, REPAIR, AND MAINTENANCE
12. AIRCRAFT ENGINEERING, REPAIR, AND MAINTENANCE		1,111,111	AIRCRAFT ENGINEERING, REPAIR, AND MAINTENANCE
13. AIRCRAFT ENGINEERING, REPAIR, AND MAINTENANCE		1,111,111	AIRCRAFT ENGINEERING, REPAIR, AND MAINTENANCE
14. AIRCRAFT ENGINEERING, REPAIR, AND MAINTENANCE		1,111,111	AIRCRAFT ENGINEERING, REPAIR, AND MAINTENANCE
15. AIRCRAFT ENGINEERING, REPAIR, AND MAINTENANCE		1,111,111	AIRCRAFT ENGINEERING, REPAIR, AND MAINTENANCE
16. AIRCRAFT ENGINEERING, REPAIR, AND MAINTENANCE		1,111,111	AIRCRAFT ENGINEERING, REPAIR, AND MAINTENANCE
17. AIRCRAFT ENGINEERING, REPAIR, AND MAINTENANCE		1,111,111	AIRCRAFT ENGINEERING, REPAIR, AND MAINTENANCE
18. AIRCRAFT ENGINEERING, REPAIR, AND MAINTENANCE		1,111,111	AIRCRAFT ENGINEERING, REPAIR, AND MAINTENANCE
19. AIRCRAFT ENGINEERING, REPAIR, AND MAINTENANCE		1,111,111	AIRCRAFT ENGINEERING, REPAIR, AND MAINTENANCE
20. AIRCRAFT ENGINEERING, REPAIR, AND MAINTENANCE		1,111,111	AIRCRAFT ENGINEERING, REPAIR, AND MAINTENANCE
21. AIRCRAFT ENGINEERING, REPAIR, AND MAINTENANCE		1,111,111	AIRCRAFT ENGINEERING, REPAIR, AND MAINTENANCE
22. AIRCRAFT ENGINEERING, REPAIR, AND MAINTENANCE		1,111,111	AIRCRAFT ENGINEERING, REPAIR, AND MAINTENANCE
23. AIRCRAFT ENGINEERING, REPAIR, AND MAINTENANCE		1,111,111	AIRCRAFT ENGINEERING, REPAIR, AND MAINTENANCE
24. AIRCRAFT ENGINEERING, REPAIR, AND MAINTENANCE		1,111,111	AIRCRAFT ENGINEERING, REPAIR, AND MAINTENANCE
25. AIRCRAFT ENGINEERING, REPAIR, AND MAINTENANCE		1,111,111	AIRCRAFT ENGINEERING, REPAIR, AND MAINTENANCE
26. AIRCRAFT ENGINEERING, REPAIR, AND MAINTENANCE		1,111,111	AIRCRAFT ENGINEERING, REPAIR, AND MAINTENANCE
27. AIRCRAFT ENGINEERING, REPAIR, AND MAINTENANCE		1,111,111	AIRCRAFT ENGINEERING, REPAIR, AND MAINTENANCE
28. AIRCRAFT ENGINEERING, REPAIR, AND MAINTENANCE		1,111,111	AIRCRAFT ENGINEERING, REPAIR, AND MAINTENANCE
29. AIRCRAFT ENGINEERING, REPAIR, AND MAINTENANCE		1,111,111	AIRCRAFT ENGINEERING, REPAIR, AND MAINTENANCE
30. AIRCRAFT ENGINEERING, REPAIR, AND MAINTENANCE		1,111,111	AIRCRAFT ENGINEERING, REPAIR, AND MAINTENANCE
31. AIRCRAFT ENGINEERING, REPAIR, AND MAINTENANCE		1,111,111	AIRCRAFT ENGINEERING, REPAIR, AND MAINTENANCE
32. AIRCRAFT ENGINEERING, REPAIR, AND MAINTENANCE		1,111,111	AIRCRAFT ENGINEERING, REPAIR, AND MAINTENANCE
33. AIRCRAFT ENGINEERING, REPAIR, AND MAINTENANCE		1,111,111	AIRCRAFT ENGINEERING, REPAIR, AND MAINTENANCE
34. AIRCRAFT ENGINEERING, REPAIR, AND MAINTENANCE		1,111,111	AIRCRAFT ENGINEERING, REPAIR, AND MAINTENANCE
35. AIRCRAFT ENGINEERING, REPAIR, AND MAINTENANCE		1,111,111	AIRCRAFT ENGINEERING, REPAIR, AND MAINTENANCE
36. AIRCRAFT ENGINEERING, REPAIR, AND MAINTENANCE		1,111,111	AIRCRAFT ENGINEERING, REPAIR, AND MAINTENANCE
37. AIRCRAFT ENGINEERING, REPAIR, AND MAINTENANCE		1,111,111	AIRCRAFT ENGINEERING, REPAIR, AND MAINTENANCE
38. AIRCRAFT ENGINEERING, REPAIR, AND MAINTENANCE		1,111,111	AIRCRAFT ENGINEERING, REPAIR, AND MAINTENANCE
39. AIRCRAFT ENGINEERING, REPAIR, AND MAINTENANCE		1,111,111	AIRCRAFT ENGINEERING, REPAIR, AND MAINTENANCE
40. AIRCRAFT ENGINEERING, REPAIR, AND MAINTENANCE		1,111,111	AIRCRAFT ENGINEERING, REPAIR, AND MAINTENANCE
41. AIRCRAFT ENGINEERING, REPAIR, AND MAINTENANCE		1,111,111	AIRCRAFT ENGINEERING, REPAIR, AND MAINTENANCE
42. AIRCRAFT ENGINEERING, REPAIR, AND MAINTENANCE		1,111,111	AIRCRAFT ENGINEERING, REPAIR, AND MAINTENANCE
43. AIRCRAFT ENGINEERING, REPAIR, AND MAINTENANCE		1,111,111	AIRCRAFT ENGINEERING, REPAIR, AND MAINTENANCE
44. AIRCRAFT ENGINEERING, REPAIR, AND MAINTENANCE		1,111,111	AIRCRAFT ENGINEERING, REPAIR, AND MAINTENANCE
45. AIRCRAFT ENGINEERING, REPAIR, AND MAINTENANCE		1,111,111	AIRCRAFT ENGINEERING, REPAIR, AND MAINTENANCE
46. AIRCRAFT ENGINEERING, REPAIR, AND MAINTENANCE		1,111,111	AIRCRAFT ENGINEERING, REPAIR, AND MAINTENANCE
47. AIRCRAFT ENGINEERING, REPAIR, AND MAINTENANCE		1,111,111	AIRCRAFT ENGINEERING, REPAIR, AND MAINTENANCE
48. AIRCRAFT ENGINEERING, REPAIR, AND MAINTENANCE		1,111,111	AIRCRAFT ENGINEERING, REPAIR, AND MAINTENANCE
49. AIRCRAFT ENGINEERING, REPAIR, AND MAINTENANCE		1,111,111	AIRCRAFT ENGINEERING, REPAIR, AND MAINTENANCE
50. AIRCRAFT ENGINEERING, REPAIR, AND MAINTENANCE		1,111,111	AIRCRAFT ENGINEERING, REPAIR, AND MAINTENANCE
51. AIRCRAFT ENGINEERING, REPAIR, AND MAINTENANCE		1,111,111	AIRCRAFT ENGINEERING, REPAIR, AND MAINTENANCE
52. AIRCRAFT ENGINEERING, REPAIR, AND MAINTENANCE		1,111,111	AIRCRAFT ENGINEERING, REPAIR, AND MAINTENANCE
53. AIRCRAFT ENGINEERING, REPAIR, AND MAINTENANCE		1,111,111	AIRCRAFT ENGINEERING, REPAIR, AND MAINTENANCE
54. AIRCRAFT ENGINEERING, REPAIR, AND MAINTENANCE		1,111,111	AIRCRAFT ENGINEERING, REPAIR, AND MAINTENANCE
55. AIRCRAFT ENGINEERING, REPAIR, AND MAINTENANCE		1,111,111	AIRCRAFT ENGINEERING, REPAIR, AND MAINTENANCE
56. AIRCRAFT ENGINEERING, REPAIR, AND MAINTENANCE		1,111,111	AIRCRAFT ENGINEERING, REPAIR, AND MAINTENANCE
57. AIRCRAFT ENGINEERING, REPAIR, AND MAINTENANCE		1,111,111	AIRCRAFT ENGINEERING, REPAIR, AND MAINTENANCE
58. AIRCRAFT ENGINEERING, REPAIR, AND MAINTENANCE		1,111,111	AIRCRAFT ENGINEERING, REPAIR, AND MAINTENANCE
59. AIRCRAFT ENGINEERING, REPAIR, AND MAINTENANCE		1,111,111	AIRCRAFT ENGINEERING, REPAIR, AND MAINTENANCE
60. AIRCRAFT ENGINEERING, REPAIR, AND MAINTENANCE		1,111,111	AIRCRAFT ENGINEERING, REPAIR, AND MAINTENANCE
61. AIRCRAFT ENGINEERING, REPAIR, AND MAINTENANCE		1,111,111	AIRCRAFT ENGINEERING, REPAIR, AND MAINTENANCE
62. AIRCRAFT ENGINEERING, REPAIR, AND MAINTENANCE		1,111,111	AIRCRAFT ENGINEERING, REPAIR, AND MAINTENANCE
63. AIRCRAFT ENGINEERING, REPAIR, AND MAINTENANCE		1,111,111	AIRCRAFT ENGINEERING, REPAIR, AND MAINTENANCE
64. AIRCRAFT ENGINEERING, REPAIR, AND MAINTENANCE		1,111,111	AIRCRAFT ENGINEERING, REPAIR, AND MAINTENANCE
65. AIRCRAFT ENGINEERING, REPAIR, AND MAINTENANCE		1,111,111	AIRCRAFT ENGINEERING, REPAIR, AND MAINTENANCE
66. AIRCRAFT ENGINEERING, REPAIR, AND MAINTENANCE		1,111,111	AIRCRAFT ENGINEERING, REPAIR, AND MAINTENANCE
67. AIRCRAFT ENGINEERING, REPAIR, AND MAINTENANCE		1,111,111	AIRCRAFT ENGINEERING, REPAIR, AND MAINTENANCE
68. AIRCRAFT ENGINEERING, REPAIR, AND MAINTENANCE		1,111,111	AIRCRAFT ENGINEERING, REPAIR, AND MAINTENANCE
69. AIRCRAFT ENGINEERING, REPAIR, AND MAINTENANCE		1,111,111	AIRCRAFT ENGINEERING, REPAIR, AND MAINTENANCE
70. AIRCRAFT ENGINEERING, REPAIR, AND MAINTENANCE		1,111,111	AIRCRAFT ENGINEERING, REPAIR, AND MAINTENANCE
71. AIRCRAFT ENGINEERING, REPAIR, AND MAINTENANCE		1,111,111	AIRCRAFT ENGINEERING, REPAIR, AND MAINTENANCE
72. AIRCRAFT ENGINEERING, REPAIR, AND MAINTENANCE		1,111,111	AIRCRAFT ENGINEERING, REPAIR, AND MAINTENANCE
73. AIRCRAFT ENGINEERING, REPAIR, AND MAINTENANCE		1,111,111	AIRCRAFT ENGINEERING, REPAIR, AND MAINTENANCE
74. AIRCRAFT ENGINEERING, REPAIR, AND MAINTENANCE		1,111,111	AIRCRAFT ENGINEERING, REPAIR, AND MAINTENANCE
75. AIRCRAFT ENGINEERING, REPAIR, AND MAINTENANCE		1,111,111	AIRCRAFT ENGINEERING, REPAIR, AND MAINTENANCE
76. AIRCRAFT ENGINEERING, REPAIR, AND MAINTENANCE		1,111,111	AIRCRAFT ENGINEERING, REPAIR, AND MAINTENANCE
77. AIRCRAFT ENGINEERING, REPAIR, AND MAINTENANCE		1,111,111	AIRCRAFT ENGINEERING, REPAIR, AND MAINTENANCE
78. AIRCRAFT ENGINEERING, REPAIR, AND MAINTENANCE		1,111,111	AIRCRAFT ENGINEERING, REPAIR, AND MAINTENANCE
79. AIRCRAFT ENGINEERING, REPAIR, AND MAINTENANCE		1,111,111	AIRCRAFT ENGINEERING, REPAIR, AND MAINTENANCE
80. AIRCRAFT ENGINEERING, REPAIR, AND MAINTENANCE		1,111,111	AIRCRAFT ENGINEERING, REPAIR, AND MAINTENANCE
81. AIRCRAFT ENGINEERING, REPAIR, AND MAINTENANCE		1,111,111	AIRCRAFT ENGINEERING, REPAIR, AND MAINTENANCE
82. AIRCRAFT ENGINEERING, REPAIR, AND MAINTENANCE		1,111,111	AIRCRAFT ENGINEERING, REPAIR, AND MAINTENANCE
83. AIRCRAFT ENGINEERING, REPAIR, AND MAINTENANCE		1,111,111	AIRCRAFT ENGINEERING, REPAIR, AND MAINTENANCE
84. AIRCRAFT ENGINEERING, REPAIR, AND MAINTENANCE		1,111,111	AIRCRAFT ENGINEERING, REPAIR, AND MAINTENANCE
85. AIRCRAFT ENGINEERING, REPAIR, AND MAINTENANCE		1,111,111	AIRCRAFT ENGINEERING, REPAIR, AND MAINTENANCE
86. AIRCRAFT ENGINEERING, REPAIR, AND MAINTENANCE		1,111,111	AIRCRAFT ENGINEERING, REPAIR, AND MAINTENANCE
87. AIRCRAFT ENGINEERING, REPAIR, AND MAINTENANCE		1,111,111	AIRCRAFT ENGINEERING, REPAIR, AND MAINTENANCE
88. AIRCRAFT ENGINEERING, REPAIR, AND MAINTENANCE		1,111,111	AIRCRAFT ENGINEERING, REPAIR, AND MAINTENANCE
89. AIRCRAFT ENGINEERING, REPAIR, AND MAINTENANCE		1,111,111	AIRCRAFT ENGINEERING, REPAIR, AND MAINTENANCE
90. AIRCRAFT ENGINEERING, REPAIR, AND MAINTENANCE		1,111,111	AIRCRAFT ENGINEERING, REPAIR, AND MAINTENANCE
91. AIRCRAFT ENGINEERING, REPAIR, AND MAINTENANCE		1,111,111	AIRCRAFT ENGINEERING, REPAIR, AND MAINTENANCE
92. AIRCRAFT ENGINEERING, REPAIR, AND MAINTENANCE		1,111,111	AIRCRAFT ENGINEERING, REPAIR, AND MAINTENANCE
93. AIRCRAFT ENGINEERING, REPAIR, AND MAINTENANCE		1,111,111	AIRCRAFT ENGINEERING, REPAIR, AND MAINTENANCE
94. AIRCRAFT ENGINEERING, REPAIR, AND MAINTENANCE		1,111,111	AIRCRAFT ENGINEERING, REPAIR, AND MAINTENANCE
95. AIRCRAFT ENGINEERING, REPAIR, AND MAINTENANCE		1,111,111	AIRCRAFT ENGINEERING, REPAIR, AND MAINTENANCE
96. AIRCRAFT ENGINEERING, REPAIR, AND MAINTENANCE		1,111,111	AIRCRAFT ENGINEERING, REPAIR, AND MAINTENANCE
97. AIRCRAFT ENGINEERING, REPAIR, AND MAINTENANCE		1,111,111	AIRCRAFT ENGINEERING, REPAIR, AND MAINTENANCE
98. AIRCRAFT ENGINEERING, REPAIR, AND MAINTENANCE		1,111,111	AIRCRAFT ENGINEERING, REPAIR, AND MAINTENANCE
99. AIRCRAFT ENGINEERING, REPAIR, AND MAINTENANCE		1,111,111	AIRCRAFT ENGINEERING, REPAIR, AND MAINTENANCE
100. AIRCRAFT ENGINEERING, REPAIR, AND MAINTENANCE		1,111,111	AIRCRAFT ENGINEERING, REPAIR, AND MAINTENANCE

MAP NO. 1

ALABAMA



Prepared By: Washington Headquarters Services
Directorate for Information
Operations and Reports

ALABAMA

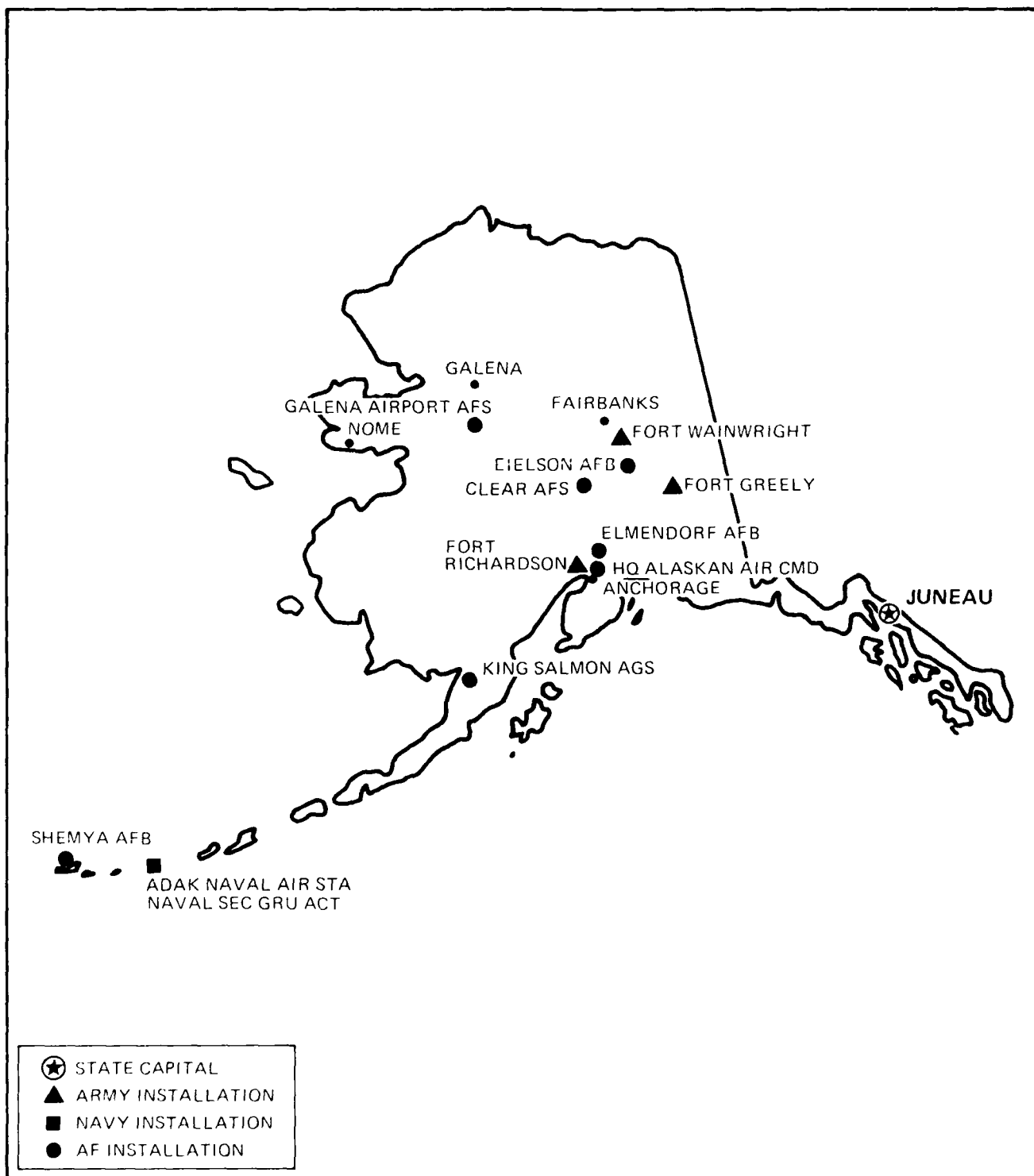
FISCAL YEAR 1988

(DOLLARS IN THOUSANDS)

[illegible]

Journal of Management Education, 20(6), 709-728
© 1996 Sage Publications, Inc.
10.1177/0095647296206007

ALASKA



Prepared By Washington Headquarters Services
Directorate for Information
Operations and Reports

ALASKA

FISCAL YEAR 1988

(DOLLARS IN THOUSANDS)

Contract Description	Total	Army	Navy & Marine Corps	Air Force	Other Defense Activities
I. Expenditures - Total	\$1,444,410	\$14,785	1,174	14,341	54
Expenditures - Military	1,444,410	14,785	1,174	14,341	54
Expenditures - Civilian	1,444,410	14,785	1,174	14,341	54
Expenditures - National Guard	1,444,410	14,785	1,174	14,341	54
II. Expenditures - Total	\$1,147,436	\$14,785	\$14,785	\$14,785	\$14,785
A. Expenditures - Total	1,147,436	14,785	14,785	14,785	14,785
Expenditures - Military	444,410	14,785	14,785	14,785	14,785
Expenditures - Civilian	1,147,436	14,785	14,785	14,785	14,785
Expenditures - National Guard	1,147,436	14,785	14,785	14,785	14,785
Expenditures - National Guard	1,147,436	14,785	14,785	14,785	14,785
B. Expenditures - Total	444,410	14,785	14,785	14,785	14,785
Expenditures - Military	444,410	14,785	14,785	14,785	14,785
Expenditures - Civilian	444,410	14,785	14,785	14,785	14,785
Expenditures - National Guard	444,410	14,785	14,785	14,785	14,785
Expenditures - National Guard	444,410	14,785	14,785	14,785	14,785
C. Expenditures - Total	293,412	293,412	293,412	293,412	293,412
Expenditures - Military	293,412	293,412	293,412	293,412	293,412
Expenditures - Civilian	293,412	293,412	293,412	293,412	293,412
Expenditures - National Guard	293,412	293,412	293,412	293,412	293,412
Expenditures - National Guard	293,412	293,412	293,412	293,412	293,412

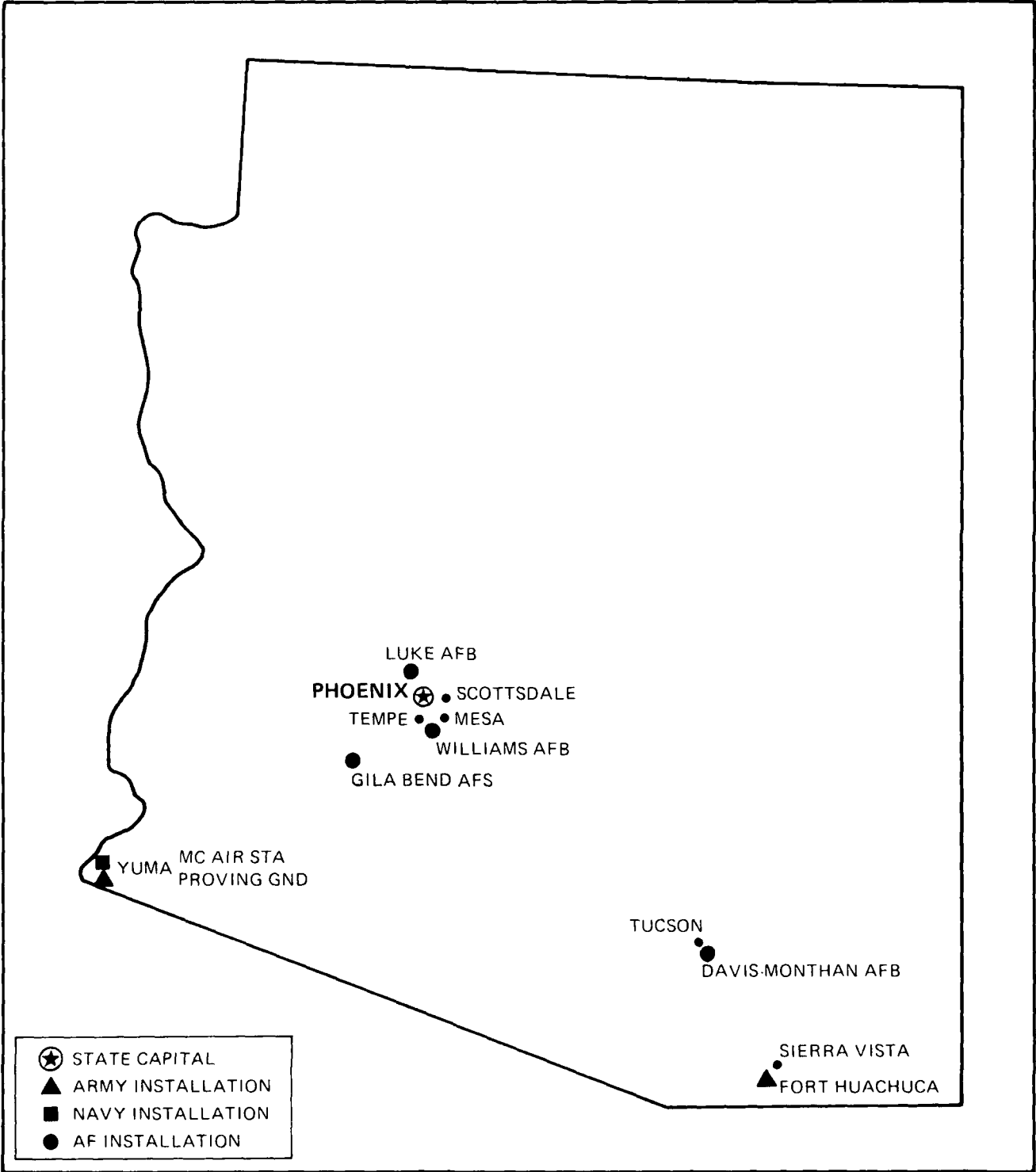
Major Locations of Expenditures	Expenditures			Major Locations of Personnel	Military and Civilian Personnel		
	Total	Payroll Outlays	Prime Contracts		Total	Active Duty Military	Civilian
Elmendorf AFB	\$144,410	\$14,785	\$14,785	Elmendorf AFB	7,942	6,328	1,614
Fort Richardson	144,410	14,785	11,198	Fort Richardson	6,528	5,242	1,286
Fort Greely	144,410	14,785	60,544	Fort Greely	4,343	3,715	628
Elmendorf AFB	144,410	14,785	27,409	Elmendorf AFB	3,002	3,372	430
Anchorage	144,410	14,785	60,242	Adak Station	2,103	1,889	214
Elmendorf AFB	144,410	14,785	45,255	Shemya AFB	651	617	34
Fort Greely	144,410	14,785	49,785	Fort Greely	630	396	234
Adak Station	144,410	14,785	8,342	Anchorage	398	111	287
Fort Greely	144,410	14,785	6,999	Galena	348	348	0
King Salmon	144,410	14,785	21,334	King Salmon	333	311	22

Contract Description	Total	Army	Navy & Marine Corps	Air Force	Other Defense Activities
Fiscal Year 1967	\$555,574	\$14,785	\$14,785	\$14,785	\$14,785
Fiscal Year 1968	554,681	14,785	14,785	14,785	14,785
Fiscal Year 1969	550,403	14,785	14,785	14,785	14,785

Top Five Contractors Receiving the Largest Dollar Value of Prime Contract Awards in this State	Total Amount	Major Area of Work	
		FSC or Service Code Description	Amount
1. DOD REPAIRATION	\$43,814	OPER OF GOVT FAC/RADAR & NAVIGATIONAL FAC	\$43,814
2. DOD REPAIRATION	30,438	LIQUID PROPELLANTS & FUEL, PETROLEUM BASE	19,362
3. DOD REPAIRATION	26,830	CONSTRUCTION/TROOP HOUSING	13,875
4. DOD REPAIRATION	13,600	CONSTRUCTION/MAINTENANCE BUILDINGS	19,610
5. DOD REPAIRATION	13,625	TELEPHONE AND/OR COMMUNICATIONS SERVICE	17,847
Total (Top Five)	\$144,926	(34.3% of total awards over \$25,000)	

Report to: Department Headquarters and
Director of Information
and Intelligence

ARIZONA



Prepared By: Washington Headquarters Services
Directorate for Information
Operations and Reports

ARIZONA

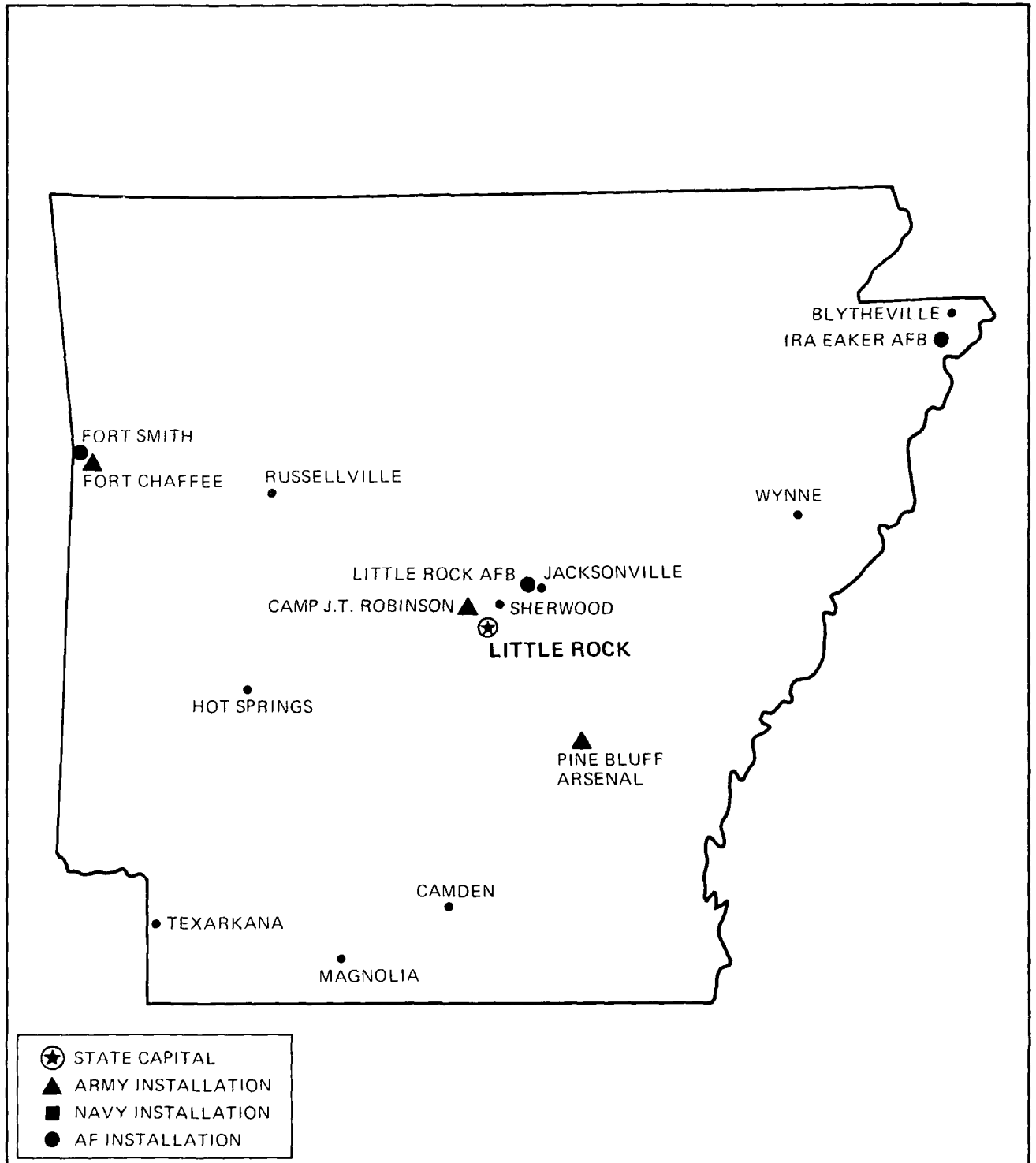
FISCAL YEAR 1988

(DOLLARS IN THOUSANDS)

Personnel Expenditures		Total	Army	Navy & Marine Corps	Air Force	Other Defense Activities	
I. Personnel - Total		87,542	34,055	8,976	33,992	519	
Active Duty Military		34,433	8,473	4,864	14,286	0	
Civilian		11,437	5,171	459	4,281	519	
Reserve & National Guard		12,375	12,375	3,653	5,423	0	
II. Expenditures - Total		\$4,111,312	\$1,698,846	\$626,458	\$1,614,559	\$59,350	
A. Payroll Outlays - Total		1,943,137	475,562	202,875	654,656	15,743	
Active Duty Military Pay		506,260	142,164	96,019	268,477	0	
Civilian Pay		297,096	154,462	12,236	114,535	15,743	
Reserve & National Guard Pay		64,569	38,071	7,711	18,567	0	
Retired Military Pay		479,732	141,145	84,910	252,737	0	
B. Prime Contracts Over \$25,000 Total		2,652,475	1,222,984	425,582	353,902	43,607	
Supply Contracts		1,953,642	908,704	362,950	641,972	40,096	
PAC Contracts		401,488	134,582	33,145	230,661	3,100	
Service Contracts		226,546	121,730	22,486	81,758	501	
Construction Contracts		53,435	40,943	6,991	5,501	0	
Civil Function Contracts		16,365	16,365	0	0	0	
Major Locations of Expenditures	Expenditures			Major Locations of Personnel	Military and Civilian Personnel		
	Total	Payroll Outlays	Prime Contracts		Total	Active Duty Military	Civilian
Tucson	\$1,182,232	\$132,041	\$1,050,191	Fort Huachuca	8,413	4,884	3,529
Mesa	657,397	47,215	610,184	Luke Air Force Base	6,473	5,668	1,205
Sierra Vista	396,256	278,063	118,787	Lewis-Monthan AFB	6,678	5,208	1,470
Phoenix	323,499	123,762	193,737	Yuma	5,086	4,652	434
Scottsdale	257,323	13,334	239,089	Williams AFB	3,741	3,031	650
Tempe	255,286	10,817	238,779	Yuma Flying Ground	1,397	427	970
Lewis-Monthan AFB	173,350	14,871	32,419	Phoenix	1,276	426	850
Luke Air Force Base	163,683	134,311	29,372	Tucson	874	100	774
Yuma	125,734	115,483	11,311	Gila Bend	258	167	91
Williams AFB	112,234	77,739	34,495	Mesa	160	27	133
Prime Contracts Over \$25,000 Prior Three Years		Total	Army	Navy & Marine Corps	Air Force	Other Defense Activities	
Fiscal Year 1987		\$1,610,836	\$1,582,437	\$550,848	\$293,347	\$116,754	
Fiscal Year 1986		2,631,344	1,055,275	450,416	74,201	146,305	
Fiscal Year 1985		2,174,969	564,327	465,865	814,333	181,944	
Top Five Contractors Receiving the Largest Dollar Volume of Prime Contract Awards in this State		Total Amount	Major Area of Work				
			Major Service Code Description	Amount			
1. GENERAL MCT INC. CORPORATION		\$1,111,784	7010 MILITARY	\$700,000			
2. MCT ENGINEERING CORPORATION		611,334	4010 BASIC & LIGHT WING	471,114			
3. MCT FLIGHT INC.		511,334	6010	44,850			
4. AIRTEL INTERNATIONAL		411,334	3010 TURBINES AND JET ENGINES EXHAUST & COMPS	34,114			
5. LITTON INDUSTRIAL INC.		311,334	4010 VEHICLE EQUIPMENT	24,444			
Total of Above		\$1,956,530	Total of total awards over \$25,000				

Prepared by: Department of Transportation
 Bureau of Transportation Statistics
 Phoenix, Arizona

ARKANSAS



Prepared By: Washington Headquarters Services
Directorate for Information
Operations and Reports

ARKANSAS

FISCAL YEAR 1988

(DOLLARS IN THOUSANDS)

Item and Expenditures	Total	Army	Navy & Marine Corps	Air Force	Other Defense Activities
I. Personnel - Total	37,263	23,027	2,065	12,091	80
Active Duty Military	3,144	952	246	7,946	0
Civilian	6,041	3,620	10	1,331	80
Reserve & National Guard	23,078	18,455	1,809	2,814	0
II. Expenditures - Total	\$1,351,882	\$665,515	\$243,550	\$262,063	\$80,754
A. Payroll Outlays - Total	609,459	248,691	59,756	198,798	2,214
Active Duty Military Pay	180,751	27,275	4,580	148,836	0
Civilian Pay	132,945	97,543	244	32,844	2,214
Reserve & National Guard Pay	62,355	49,518	3,710	9,127	0
Retired Military Pay	233,508	74,355	51,222	107,931	0
B. Prime Contracts Over \$25,000 - Total	742,423	416,824	183,794	63,265	78,540
Supply Contracts	532,061	256,285	180,079	17,213	78,484
FAC Contracts	698	190	358	150	0
Service Contracts	104,297	55,575	3,357	45,309	56
Construction Contracts	65,581	65,288	0	593	0
Civil Function Contracts	33,486	39,486	0	0	0

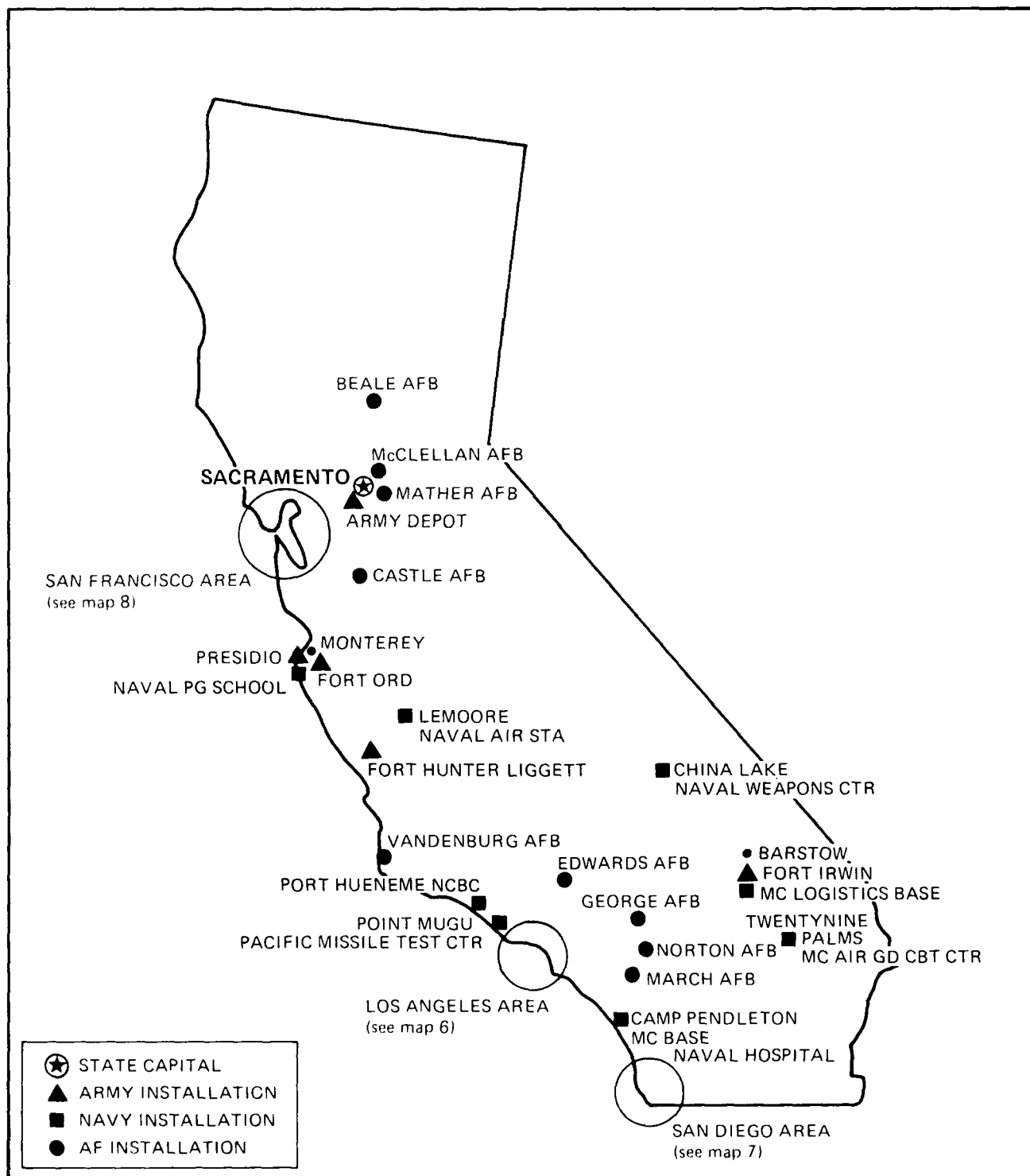
Major Locations of Expenditures	Expenditures			Major Locations of Personnel	Military and Civilian Personnel		
	Total	Payroll Outlays	Prime Contracts		Total	Active Duty Military	Civilian
Camden	\$269,564	\$2,561	\$267,023	Little Rock AFB	5,547	4,945	602
Jacksonville	155,374	134,344	21,030	Blytheville AFB	3,312	2,981	331
East Camden	149,054	0	149,084	Pine Bluff	1,637	122	1,515
Pine Bluff Arsenal	102,860	0	102,860	Little Rock	1,248	760	488
Blytheville	80,214	65,707	14,507	Fort Chaffee	639	222	417
Little Rock	68,768	46,036	22,732	Camp Jos T. Robinson	358	0	358
Pine Bluff	51,510	47,444	4,166	Fort Smith	261	6	255
Bertrand	30,149	30,149	0	Jacksonville	183	4	179
Dyers	28,828	1,549	27,279	Russellville	102	11	91
Fort Chaffee	28,441	15,770	12,671	North Little Rock	92	42	50

Prime Contracts Over \$25,000 - Prior Three Years	Total	Army	Navy & Marine Corps	Air Force	Other Defense Activities
Fiscal Year 1987	\$737,552	\$389,482	\$200,164	\$87,423	\$60,783
Fiscal Year 1986	886,697	539,559	233,089	67,566	46,483
Fiscal Year 1985	803,597	451,561	259,403	55,501	43,132

Top Five Contractors Receiving the Largest Dollar Volume of Prime Contract Awards in this State	Total Amount	Major Area of Work	
		FSC or Service Code Description	Amount
1. CIVILIAN CORPORATION	\$208,240	GUIDED MISSILE SYSTEMS, COMPLETE	\$208,240
2. GENERAL DYNAMICS CORPORATION	142,147	GUIDED MISSILE COMPONENTS	142,100
3. CONSTRUCTION ENGINEERING INC	53,852	CONSTRUCTION/PRODUCTION BUILDINGS	53,852
4. HANCOCK COMPANY INC	30,713	FOOTWEAR, MEN'S	30,713
5. BOWEN CORPORATION	30,610	GUIDED MISSILE COMPONENTS	27,258
Total of Above	\$464,962	= 52.6% of total awards over \$25,000	

Prepared by: Defense & Headquarters Services
 Directorate for Information Operations and Reports

CALIFORNIA



Prepared By: Washington Headquarters Services
Directorate for Information
Operations and Reports

CALIFORNIA

FISCAL YEAR 1988

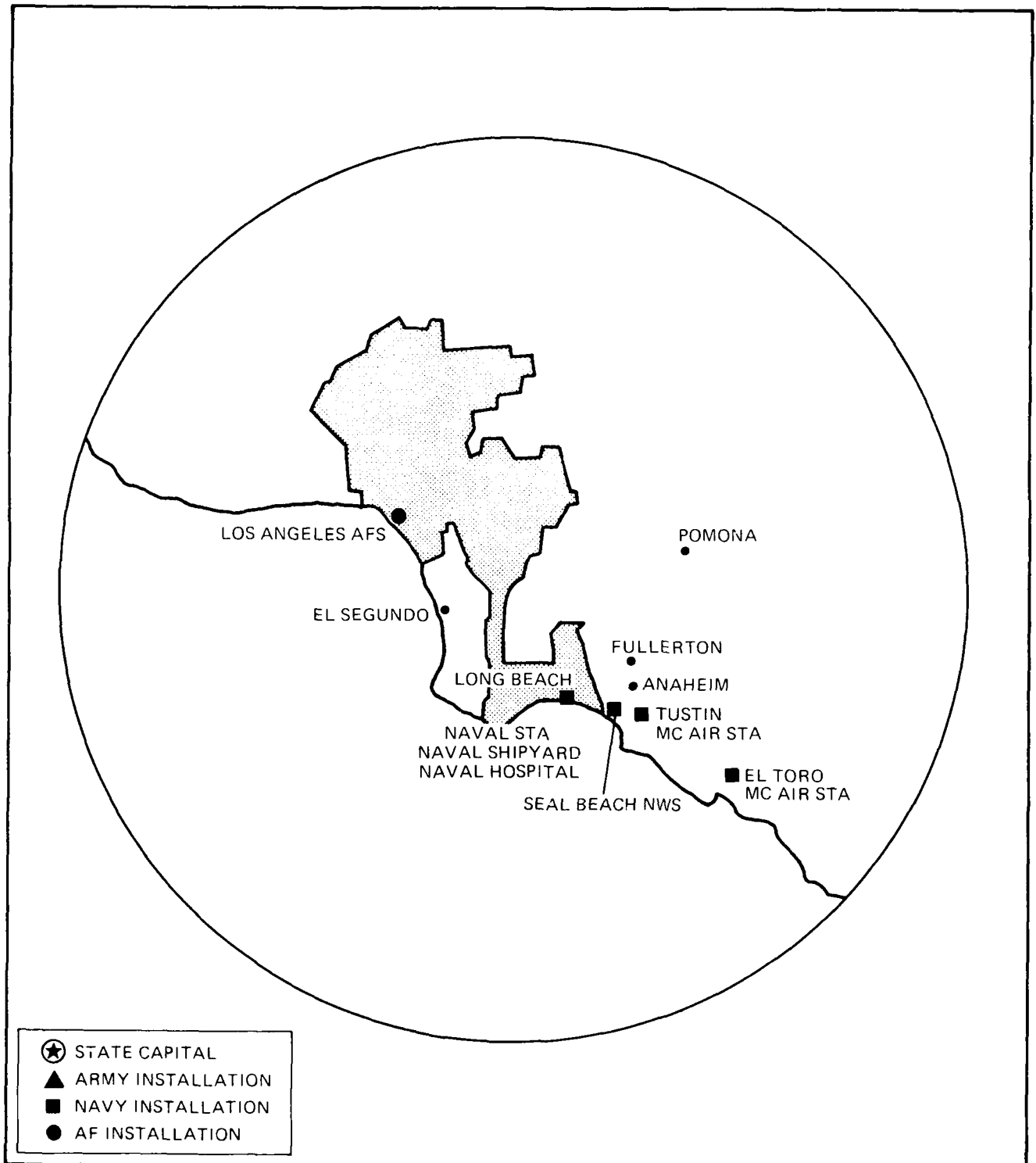
(DOLLARS IN THOUSANDS)

Personnel Expenditures		Total	Army	Navy & Marine Corps	Air Force	Other Defense Activities	
I. Personnel - Total		467,973	107,996	245,605	105,114	8,156	
Active Duty Military		204,791	37,048	115,764	51,979	0	
Civilian		191,198	16,990	77,861	29,761	8,156	
Reserve & National Guard		131,984	53,958	42,760	24,364	0	
II. Expenditures - Total		\$98,461,976	\$5,446,443	\$16,843,463	\$15,176,441	\$1,954,984	
A. Payroll Outlays - Total		11,964,341	1,731,458	8,146,127	2,461,992	222,456	
Active Duty Military Pay		5,977,893	576,504	4,201,501	1,095,768	0	
Civilian Pay		3,968,448	489,197	2,410,408	846,437	222,456	
Reserve & National Guard Pay		550,417	152,774	179,650	79,193	0	
Retired Military Pay		2,741,323	503,341	1,226,478	941,664	0	
B. Prime Contracts Over \$25,000 - Total		23,457,695	3,714,992	9,795,326	9,214,849	1,732,528	
Supply Contracts		10,907,695	2,218,974	4,601,974	2,837,056	1,249,681	
R&D Contracts		7,514,409	749,760	1,651,735	4,783,109	330,805	
Service Contracts		4,201,488	513,454	2,036,382	1,499,610	152,042	
Construction Contracts		775,507	176,198	505,235	95,074	0	
Civil Function Contracts		57,606	57,606	0	0	0	
Major Locations of Expenditures	Expenditures			Major Locations of Personnel	Military and Civilian Personnel		
	Total	Payroll Outlays	Prime Contracts		Total	Active Duty Military	Civilian
San Diego	\$4,207,511	\$2,424,768	\$1,782,743	San Diego	51,905	38,547	13,358
Long Beach	3,011,132	534,126	2,477,006	Camp Pendleton	33,732	31,474	2,258
Sunnyvale	2,664,466	61,322	2,603,144	McClellan AFB	15,940	3,288	12,652
Los Angeles	2,172,167	198,093	1,974,084	Fort Ord	15,253	13,209	2,044
El Segundo	1,500,366	61,869	1,438,497	Mare Isl Nav Shipyd	12,598	2,018	10,580
Anaheim	952,838	20,582	932,256	North Island NAS	12,305	5,674	6,631
Fullerton	834,415	12,245	822,170	Travis AFB	10,295	8,096	2,199
Camp Pendleton	819,605	732,789	86,816	Long Beach	8,780	2,230	6,550
San Jose	803,236	60,769	742,467	Oakland	8,754	2,250	6,504
Redondo Beach	735,818	9,720	726,098	Norton AFB	8,480	5,461	3,019
Prime Contracts Over \$25,000 (Prior Three Years)		Total	Army	Navy & Marine Corps	Air Force	Other Defense Activities	
Fiscal Year 1987		\$24,514,511	\$3,819,416	\$10,429,669	\$8,315,630	\$1,949,796	
Fiscal Year 1986		27,737,750	4,437,722	9,013,114	11,319,461	2,967,453	
Fiscal Year 1985		29,114,566	5,111,645	9,383,076	12,635,824	1,984,021	
Top Five Contractors Receiving the Largest Dollar Volume of Prime Contract Awards in this State		Total Amount	Major Area of Work				
			FSC or Service Code Description		Amount		
1. MC DONNELL DOUGLAS CORPORATION		\$2,880,422	RDTE/AIRCRAFT - ENGINEERING DEVELOPMENT		\$2,256,712		
2. LOCKHEED CORPORATION		2,375,732	GUIDED MISSILE SYSTEMS, COMPLETE		1,009,381		
3. GENERAL MOTORS CORPORATION		1,793,663	TORPEDO INERT COMPONENTS		323,642		
4. ROCKWELL INTERNATIONAL CORP		1,679,564	AIRCRAFT FIXED WING		265,783		
5. GENERAL DYNAMICS CORPORATION		1,470,409	GUIDED MISSILES		518,699		
Total of Above		\$10,199,790	(43.5% of total awards over \$25,000)				

Prepared by: Washington Headquarters Services
Directorate for Information
Operations and Reports

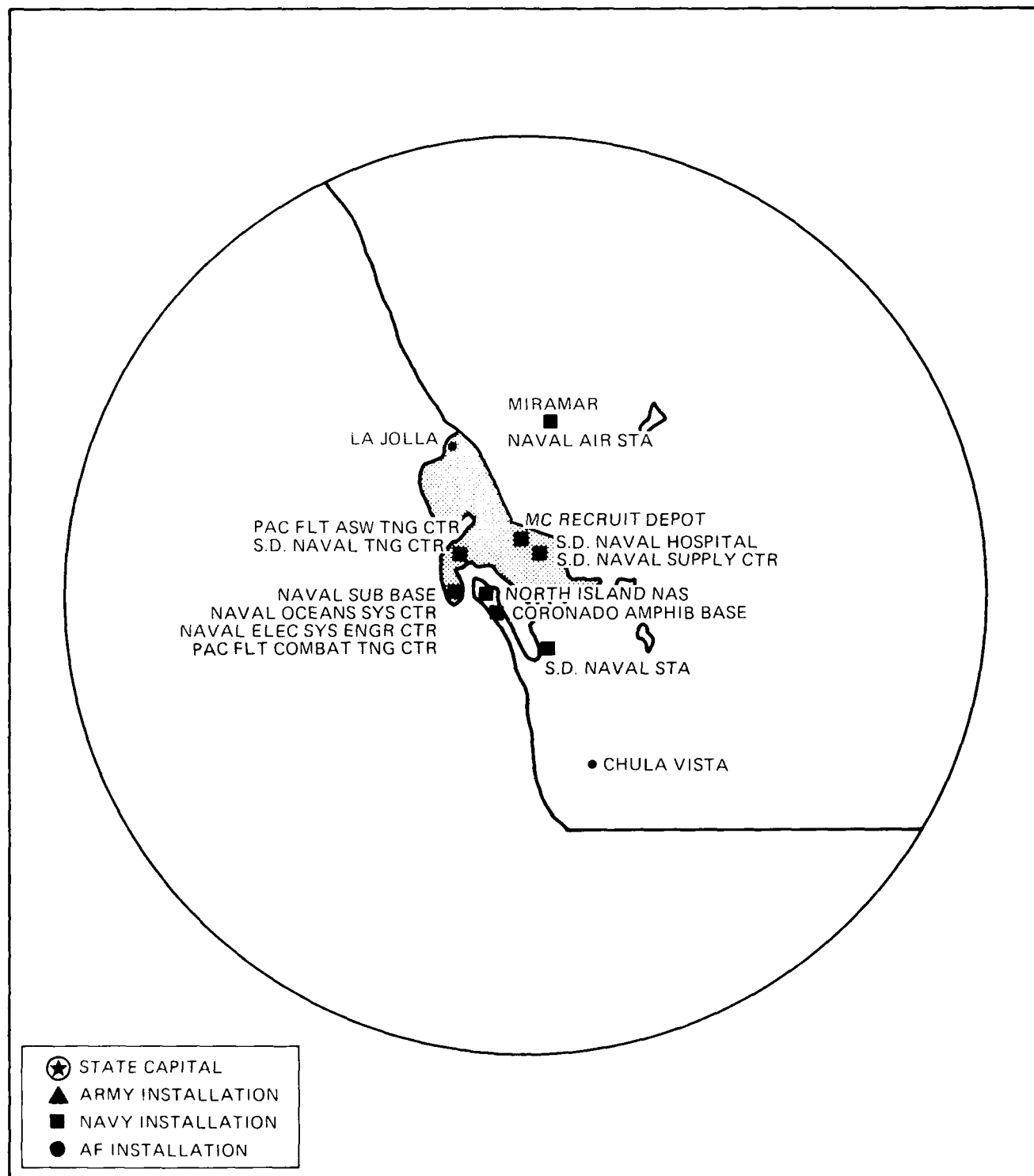
MAP NO. 6

LOS ANGELES AREA



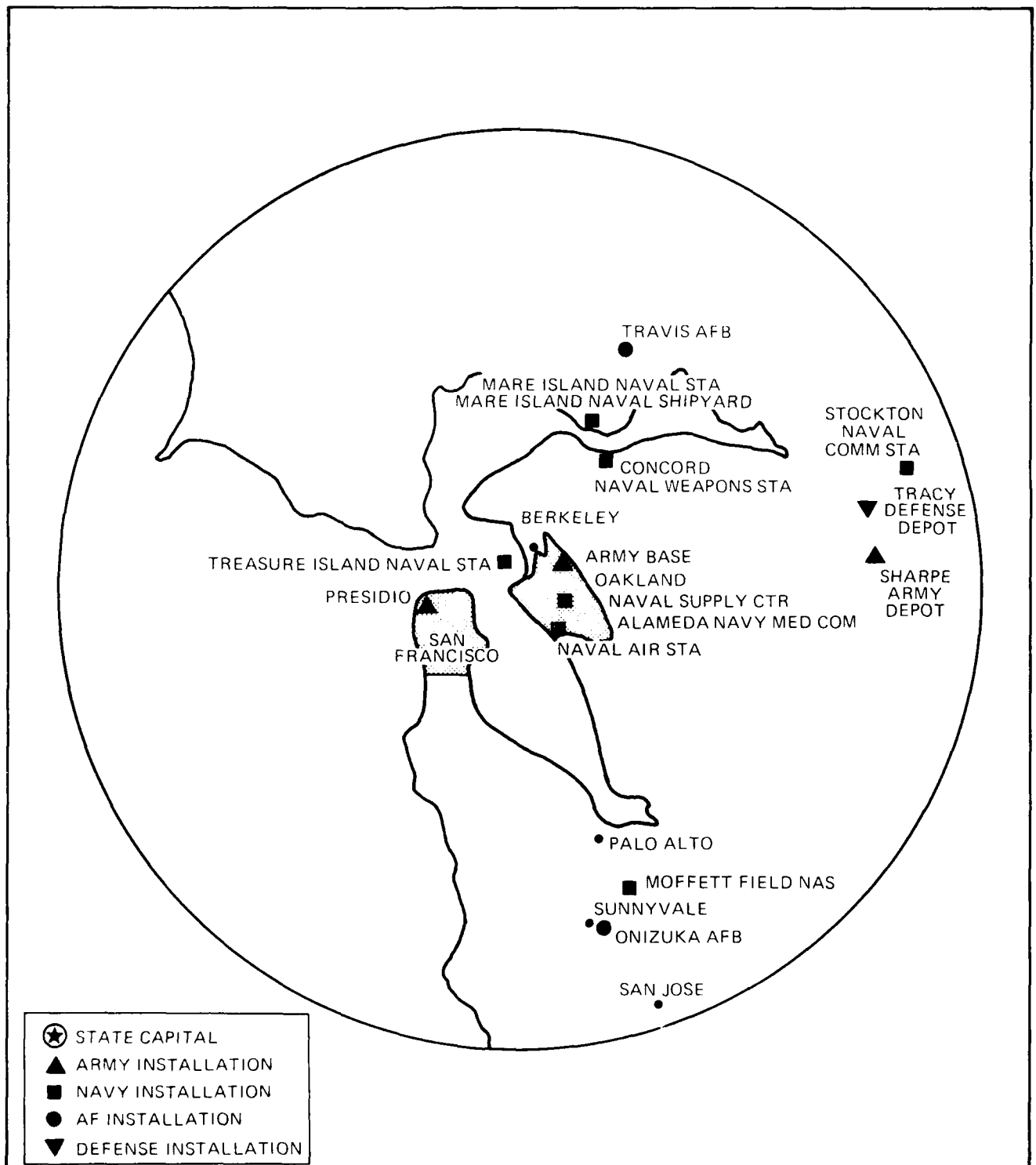
Prepared By: Washington Headquarters Services
Directorate for Information
Operations and Reports

SAN DIEGO AREA



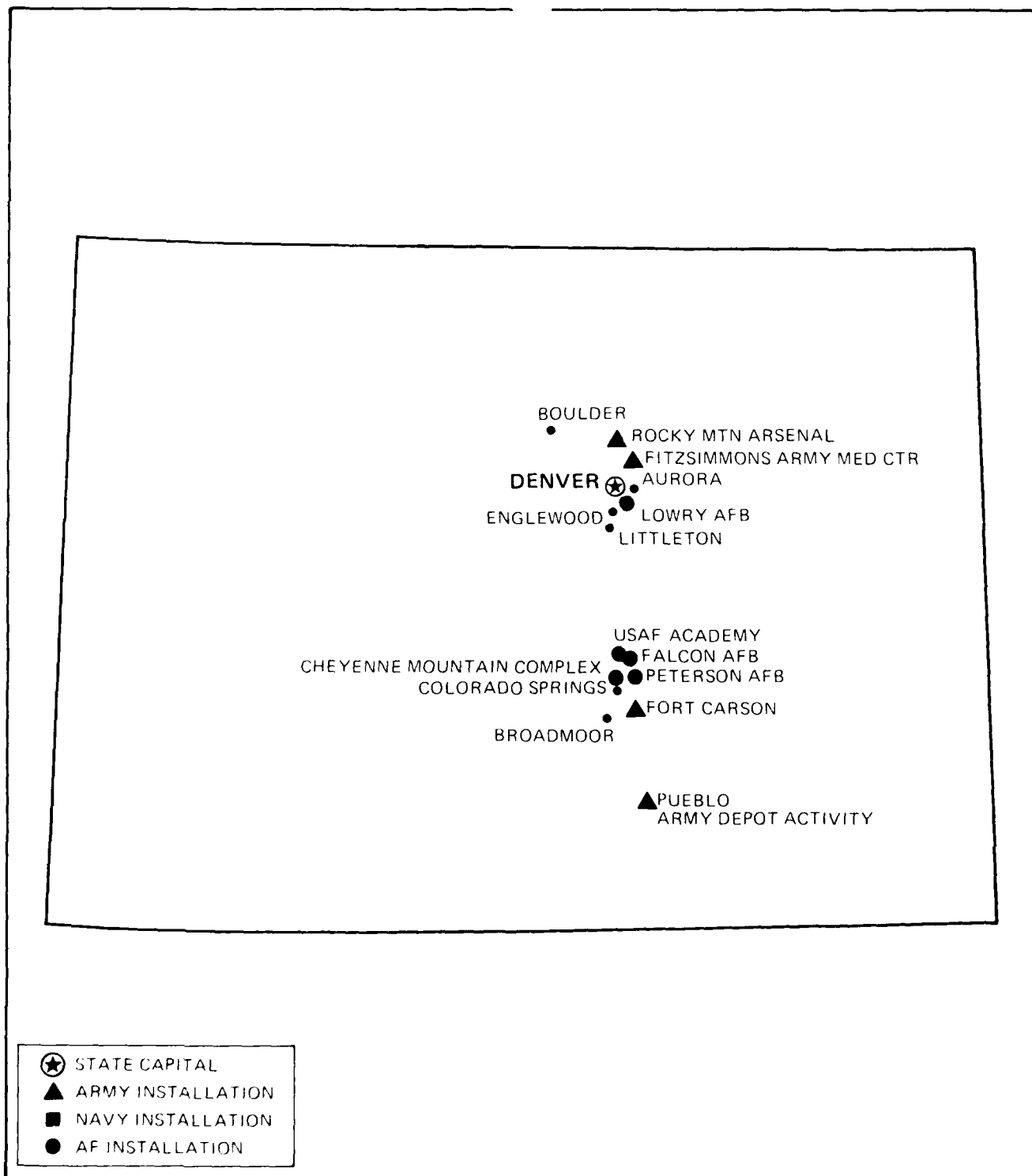
Prepared By: Washington Headquarters Services
Directorate for Information
Operations and Reports

SAN FRANCISCO AREA



Prepared By Washington Headquarters Services
Directorate for Information
Operations and Reports

COLORADO



Prepared By Washington Headquarters Services
Directorate for Information
Operations and Reports

COLORADO

FISCAL YEAR 1988

(DOLLARS IN THOUSANDS)

Personnel Expenditures	Total	Army	Navy & Marine Corps	Air Force	Other Defense Activities
I. Personnel - Total	72,599	39,164	5,115	27,759	561
Active Duty Military	38,326	21,915	869	15,542	0
Civilian	13,733	5,042	20	8,110	561
Reserve & National Guard	20,540	12,207	4,226	4,107	0
II. Expenditures - Total	\$4,720,729	\$1,160,835	\$338,154	\$3,146,397	\$75,343
A. Payroll Outlays - Total	1,830,159	787,624	83,310	948,873	10,352
Active Duty Military Pay	810,320	443,099	19,747	347,474	0
Civilian Pay	453,536	122,482	424	320,278	10,352
Reserve & National Guard Pay	77,768	52,042	10,073	15,553	0
Retired Military Pay	488,535	170,001	53,066	265,468	0
B. Prime Contracts Over \$25,000 Total	2,890,570	373,211	254,844	2,137,524	64,991
Supply Contracts	425,685	111,413	60,660	220,395	33,217
R&D Contracts	2,070,274	37,448	188,325	1,815,460	29,041
Service Contracts	324,939	154,980	5,833	161,393	2,733
Construction Contracts	65,246	64,944	26	276	0
Civil Function Contracts	4,426	4,426	0	0	0

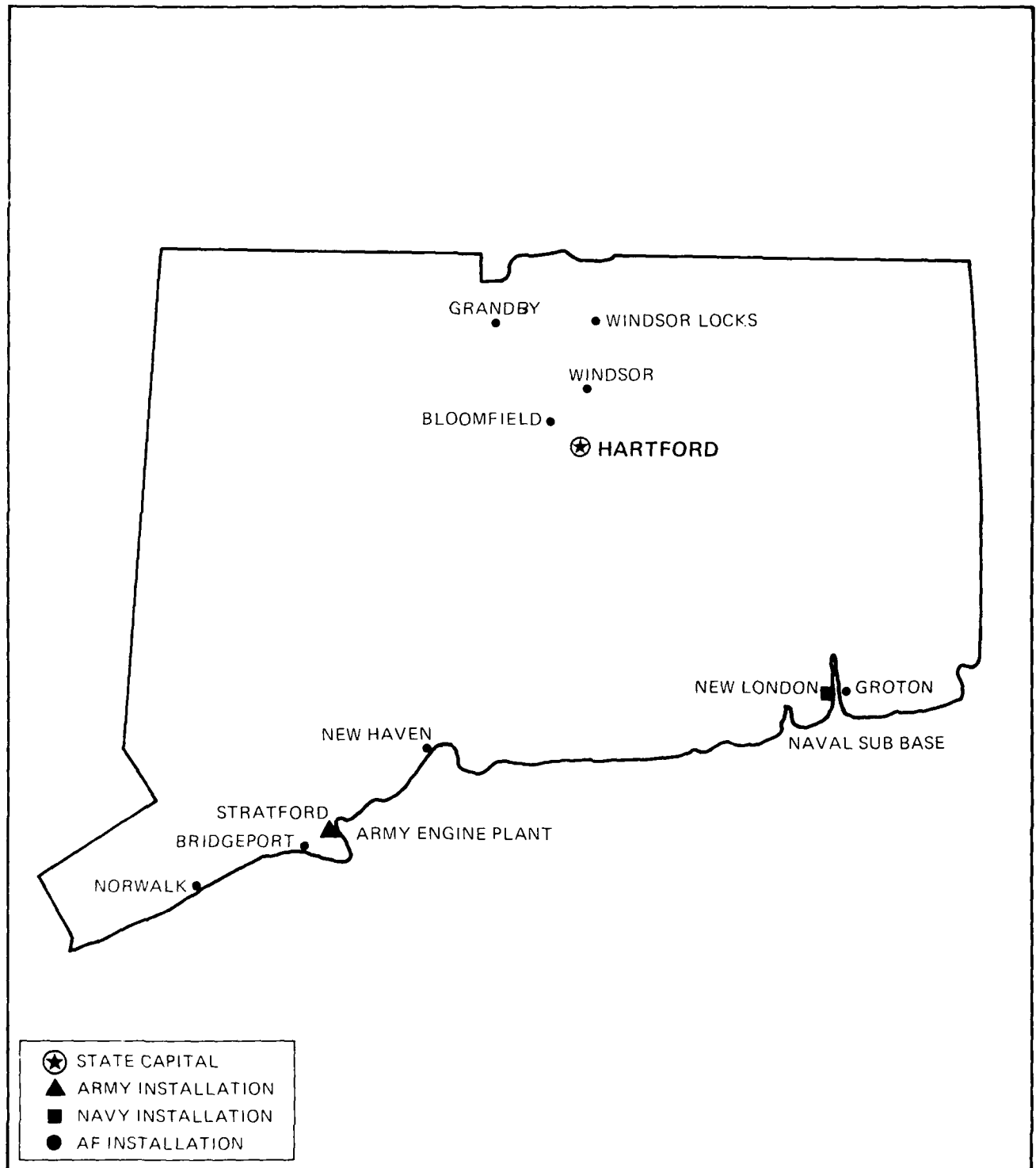
Major Locations of Expenditures	Expenditures			Major Locations of Personnel	Military and Civilian Personnel		
	Total	Payroll Outlays	Prime Contracts		Total	Active Duty Military	Civilian
Denver	\$2,315,064	\$383,230	\$1,931,834	Fort Carson	21,103	18,850	2,253
Colorado Springs	795,477	294,361	501,116	Lowry Air Force Base	9,485	5,307	4,148
Fort Carson	450,351	418,419	31,932	Air Force Academy	7,278	5,499	1,779
Aurora	245,491	223,445	22,046	Aurora	4,498	2,364	2,134
Air Force Academy	200,456	167,234	33,222	Peterson AFB	4,342	3,217	1,125
Boilder	119,010	8,378	110,632	Broadmoor	1,550	1,550	0
Broadmoor	65,974	65,974	0	Denver	1,070	753	317
Littleton	59,905	17,940	41,965	Colorado Springs	902	361	541
Pueblo	53,654	31,741	21,913	Pueblo	895	180	715
Englewood	41,746	11,058	30,588	Rocky Mountain Arsenal	175	11	164

Prime Contracts Over \$25,000 (Prior Three Years)	Total	Army	Navy & Marine Corps	Air Force	Other Defense Activities
Fiscal Year 1987	\$2,716,215	\$310,171	\$317,359	\$2,009,048	\$79,637
Fiscal Year 1986	1,896,985	273,839	115,572	1,352,911	154,663
Fiscal Year 1985	1,563,371	249,068	96,140	1,093,475	124,688

Top Five Contractors Receiving the Largest Dollar Volume of Prime Contract Awards in this State	Total Amount	Major Area of Work	
		FSC or Service Code Description	Amount
1. MARTIN MARIETTA CORPORATION	\$1,887,247	ROUTE/MISSILE AND SPACE SYSTEMS-OP SYS DEV	\$1,472,221
2. LITTON INDUSTRIES INC	173,062	ROUTE/ELEC & COMMUNICATION EQ - OP SYS DEV	173,205
3. FRED MITCHELL COMPANY	128,532	MISCELLANEOUS COMMUNICATION EQUIPMENT	93,595
4. INTERNATIONAL BUS MCHS CORP	47,813	ROUTE/SPACE TRACKING & DATA ACQ - OP SYS DEV	18,997
5. BALL CORPORATION	47,265	ROUTE/WEAPONS - ADVANCED DEVELOPMENT	31,640
Total of Above	\$2,283,919	(79.0% of total awards over \$25,000)	

Prepared by: Washington Headquarters Services
Directorate for Information
Operations and Reports

CONNECTICUT



Prepared By Washington Headquarters Services
Directorate for Information
Operations and Reports

CONNECTICUT

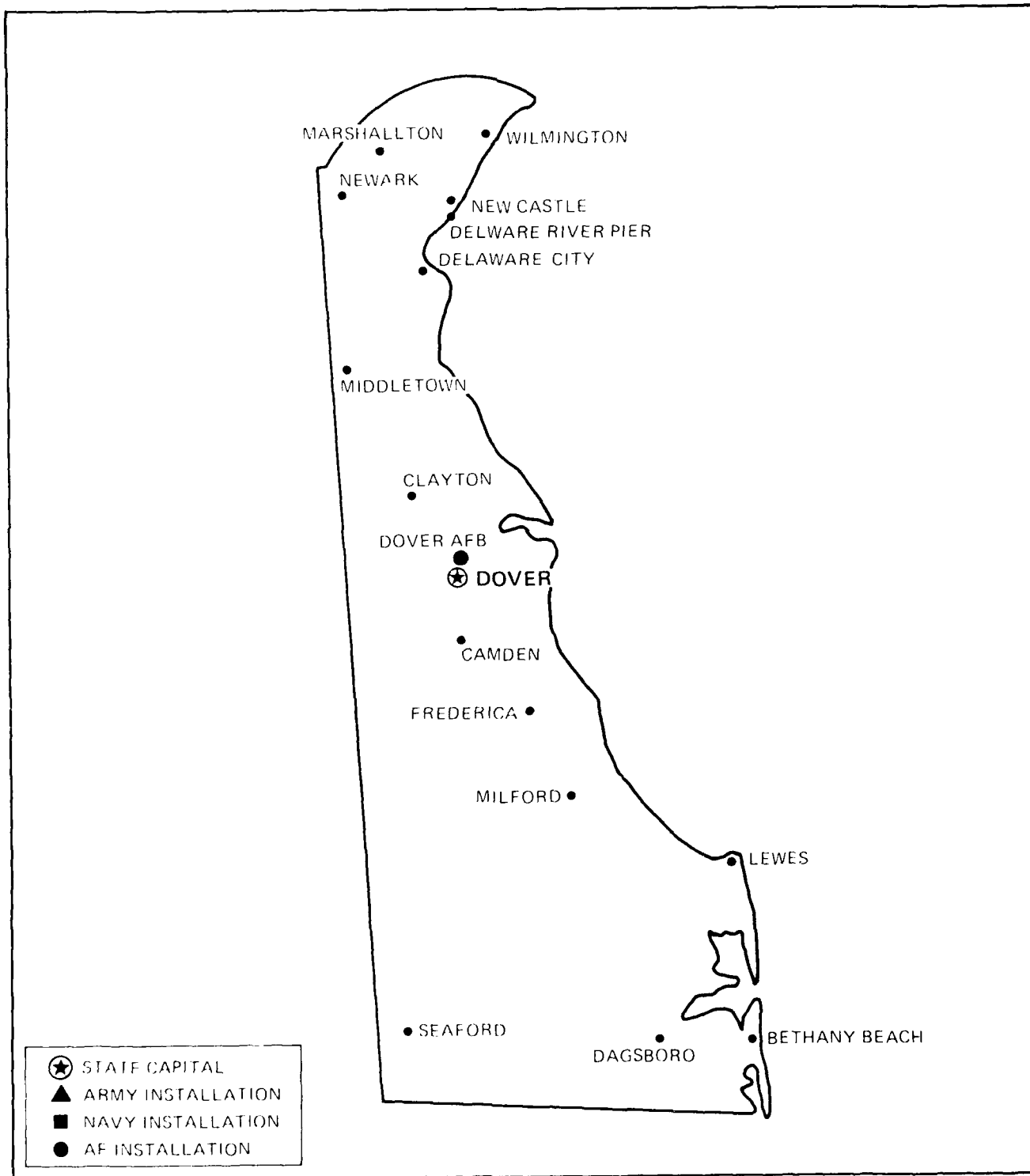
FISCAL YEAR 1988

(DOLLARS IN THOUSANDS)

Personnel/Expenditures		Total	Army	Navy & Marine Corps	Air Force	Other Defense Activities	
I. Personnel - Total		28,130	11,581	13,261	2,368	920	
Active Duty Military		7,423	232	7,139	52	0	
Civilian		5,040	588	3,170	362	920	
Reserve & National Guard		15,667	10,761	2,952	1,954	0	
II. Expenditures - Total		\$5,508,029	\$1,205,123	\$3,312,238	\$883,270	\$107,398	
A. Payroll Outlays - Total		596,728	79,560	442,349	47,505	27,314	
Active Duty Military Pay		279,166	6,628	271,005	1,533	0	
Civilian Pay		157,396	15,554	102,559	11,969	27,314	
Reserve & National Guard Pay		38,881	25,369	5,653	7,859	0	
Retired Military Pay		121,285	32,009	63,132	26,144	0	
B. Prime Contracts Over \$25,000 Total		4,911,301	1,125,563	2,869,889	835,765	80,084	
Supply Contracts		4,016,481	973,619	2,254,268	720,110	68,484	
R&D Contracts		281,880	67,322	170,367	44,068	123	
Service Contracts		596,632	82,939	430,629	71,587	11,477	
Construction Contracts		14,788	163	14,625	0	0	
Civil Function Contracts		1,520	1,520	0	0	0	
Major Locations of Expenditures	Expenditures			Major Locations of Personnel	Military and Civilian Personnel		
	Total	Payroll Outlays	Prime Contracts		Total	Active Duty Military	Civilian
Groton	\$1,781,637	\$261,403	\$1,520,234	Groton	7,526	5,881	1,645
Stratford	1,365,060	14,425	1,350,635	New London	1,889	415	1,474
East Hartford	739,049	6,027	733,022	Windsor	733	729	4
Stratford AEP	428,491	0	428,491	Hartford	444	100	344
New London	157,174	105,582	51,592	Stratford	403	32	371
Norwalk	119,673	3,068	116,605	Windsor Locks	252	3	249
Bloomfield	103,614	2,684	100,930	New Haven	225	175	50
Windsor Locks	45,627	9,562	36,065	East Granby	190	0	190
Danbury	35,446	2,315	33,131	East Hartford	169	7	162
North Stonington	34,805	1,510	33,295	Bloomfield	68	3	65
Prime Contracts Over \$25,000 (Prior Three Years)		Total	Army	Navy & Marine Corps	Air Force	Other Defense Activities	
Fiscal Year 1987		\$5,030,505	\$1,246,611	\$2,893,672	\$791,486	\$98,736	
Fiscal Year 1986		5,441,063	1,390,773	3,247,167	680,422	122,701	
Fiscal Year 1985		5,543,448	1,464,037	2,701,683	1,254,640	123,088	
Top Five Contractors Receiving the Largest Dollar Volume of Prime Contract Awards in this State		Total Amount	Major Area of Work				
			FSC or Service Code Description			Amount	
1. UNITED TECHNOLOGIES CORP		\$2,282,830	AIRCRAFT ROTARY WING			\$950,628	
2. GENERAL DYNAMICS CORPORATION		1,491,197	SUBMARINES			1,099,440	
3. TEKTRON INC		452,962	GAS TURBINES AND JET ENG, EX ACFT & COMPS			276,521	
4. KAMAN CORPORATION		119,714	MAINT-REPAIR OF EQ/AIRCRAFT			24,847	
5. ANALYSIS & TECHNOLOGY INC		49,434	PROF SERVICES/SYSTEMS ENGINEERING			10,619	
Total of Above		\$4,395,137	(89.5% of total awards over \$25,000)				

Prepared by: Washington Headquarters Services
Directorate for Information
Operations and Reports

DELAWARE



Prepared By: Washington Headquarters Services
Directorate for Information
Operations and Reports

DELAWARE

FISCAL YEAR 1988

(DOLLARS IN THOUSANDS)

Personnel/Expenditures		Total	Army	Navy & Marine Corps	Air Force	Other Defense Activities
I. Personnel - Total		14,725	4,413	983	9,303	26
Active Duty Military		4,587	51	18	4,518	0
Civilian		1,801	249	1	1,525	26
Reserve & National Guard		8,337	4,113	964	3,260	0
II. Expenditures - Total		\$442,361	\$76,617	\$51,268	\$190,088	\$124,388
A. Payroll Outlays - Total		209,047	33,161	11,604	163,521	761
Active Duty Military Pay		84,002	1,581	367	82,054	0
Civilian Pay		47,043	6,644	12	39,626	761
Reserve & National Guard Pay		22,622	12,469	2,587	7,566	0
Retired Military Pay		55,380	12,467	8,638	34,275	0
B. Prime Contracts Over \$25,000 Total		233,314	43,456	39,664	26,567	123,627
Supply Contracts		151,308	16,972	7,680	5,040	121,616
R&D Contracts		15,559	8,513	2,997	4,049	0
Service Contracts		50,458	2,246	28,987	17,214	2,011
Construction Contracts		6,465	6,201	0	264	0
Civil Function Contracts		9,524	9,524	0	0	0

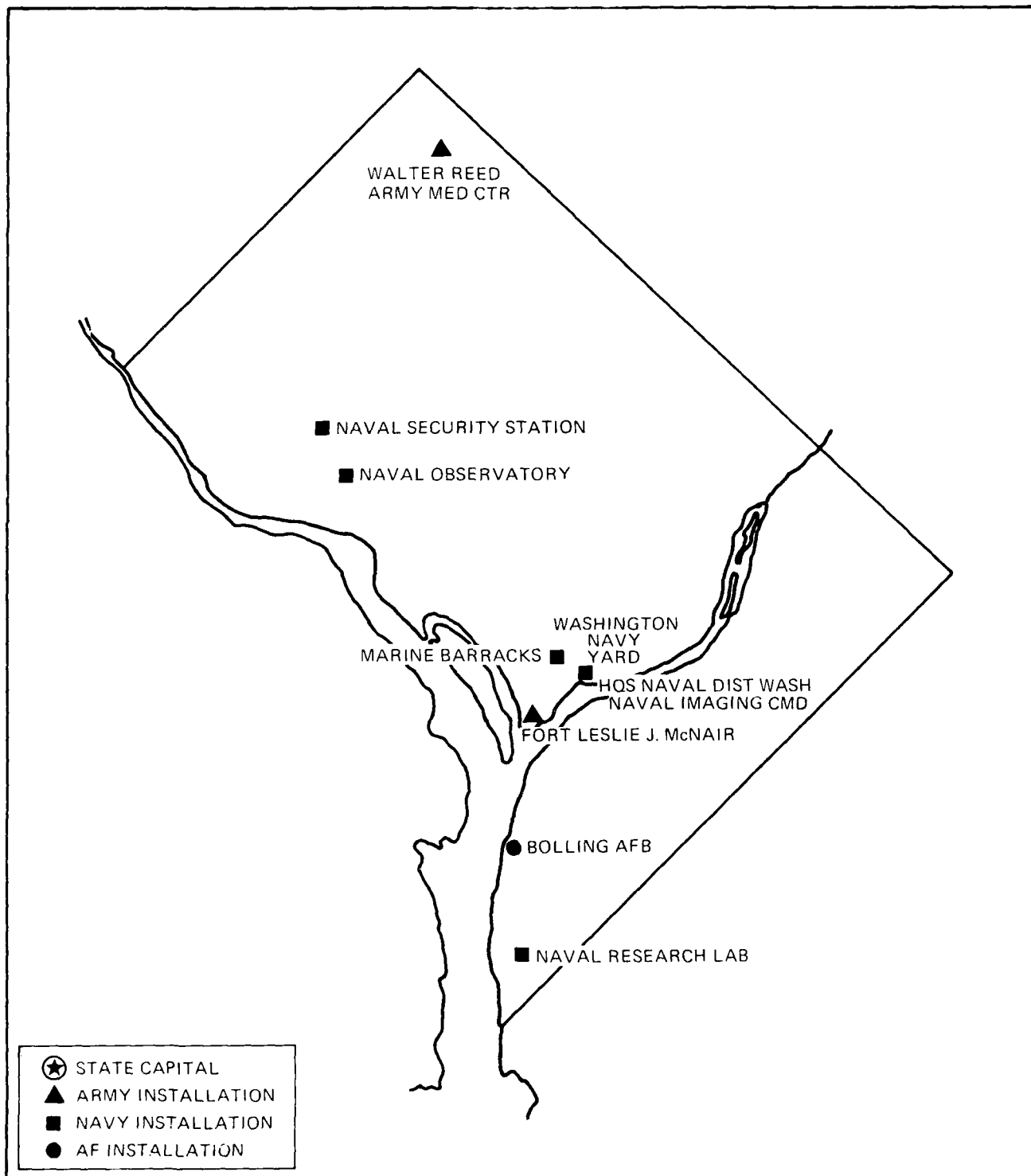
Major Locations of Expenditures	Expenditures			Major Locations of Personnel	Military and Civilian Personnel		
	Total	Payroll Outlays	Prime Contracts		Total	Active Duty Military	Civilian
Dover	\$162,657	\$139,087	\$23,570	Dover Air Force Base	5,879	4,510	1,369
Delaware City	109,933	639	109,294	New Castle	284	0	284
Wilmington	51,635	7,020	44,615	Marshallton	54	0	54
Frederica	24,599	1,310	23,289	Dover	48	23	25
Newark	16,058	4,602	11,456	Wilmington	34	22	12
New Castle	13,187	12,488	699	Newark	27	26	1
Marshallton	6,437	6,437	0	Seaford	12	0	12
Delaware River Pier	5,906	0	5,906	Lewes	11	5	6
Camden	5,710	2,816	2,894	Bethany Beach	8	0	8
Middletown	4,754	935	3,819	Middletown	8	0	8

Prime Contracts Over \$25,000 (Prior Three Years)	Total	Army	Navy & Marine Corps	Air Force	Other Defense Activities
Fiscal Year 1987	\$197,945	\$42,777	\$19,538	\$25,482	\$110,148
Fiscal Year 1986	224,478	25,720	7,832	20,175	170,751
Fiscal Year 1985	261,408	20,818	13,663	34,415	192,512

Top Five Contractors Receiving the Largest Dollar Volume of Prime Contract Awards in this State	Total Amount	Major Area of Work	
		FSC or Service Code Description	Amount
1. TEXACO INC	\$109,294	FUEL OILS	\$109,294
2. LSI MARINE INCORPORATED	27,918	VESSEL FREIGHT	27,918
3. I L I INDUSTRIES DELAWARE	23,411	SAFETY AND RESCUE EQUIPMENT	15,140
4. KEMENASH D & ASSOCIATES INC	6,007	CONSTRUCTION/OTHER ADMIN & SERVICE BLDGS	2,790
5. IMPERIAL CHEMICAL INDUST PLC	5,731	DRUGS, BIOLOGICALS	5,701
Total of Above	\$172,361	(73.9% of total awards over \$25,000)	

Prepared by: Washington Headquarters Services
Directorate for Information
Operations and Reports

DISTRICT OF COLUMBIA



Prepared By: Washington Headquarters Services
Directorate for Information
Operations and Reports

DISTRICT OF COLUMBIA

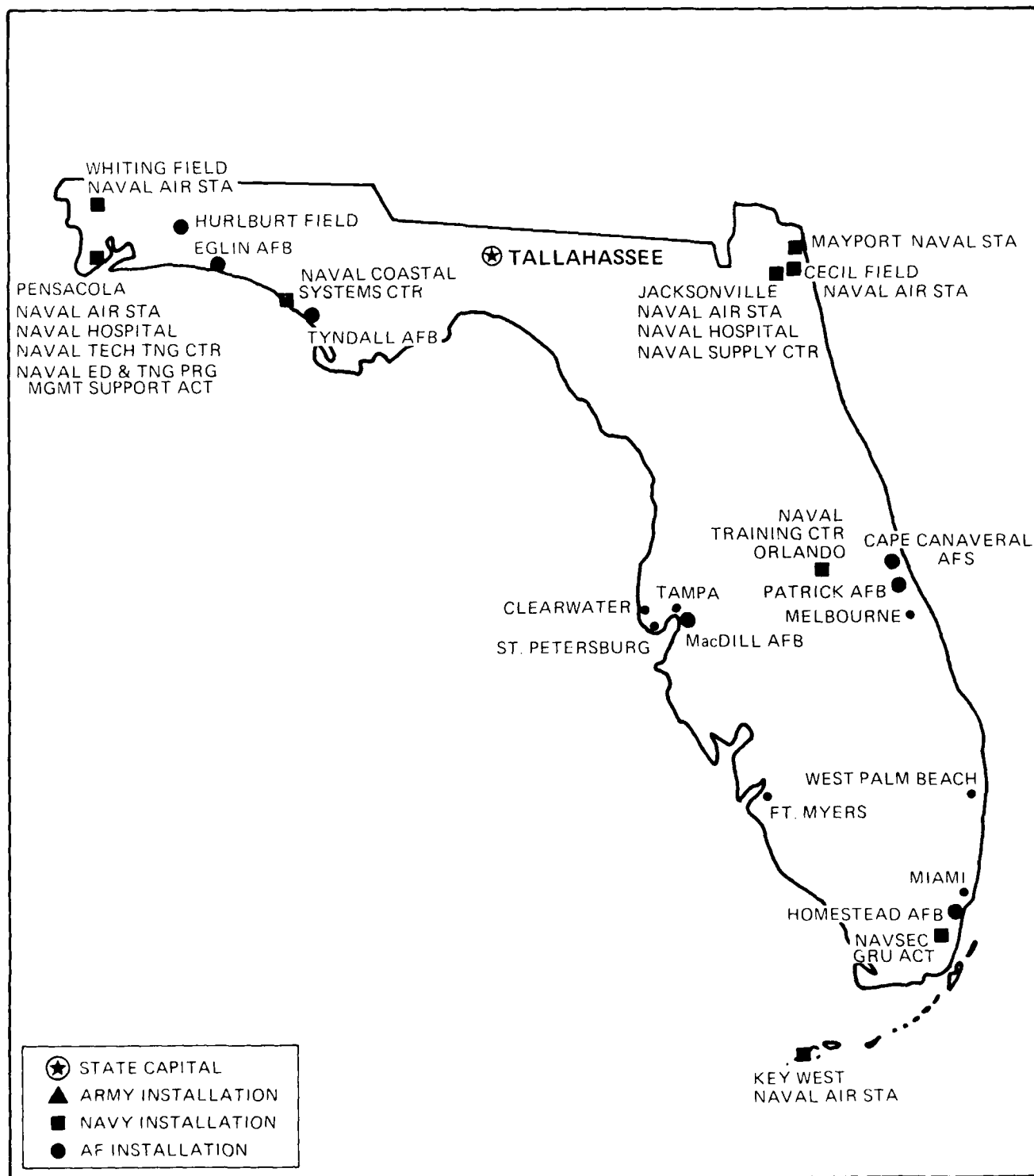
FISCAL YEAR 1988

(DOLLARS IN THOUSANDS)

Personnel/Expenditures		Total	Army	Navy & Marine Corps	Air Force	Other Defense Activities	
I. Personnel - Total		42,252	16,494	20,016	4,988	754	
Active Duty Military		12,642	4,702	4,499	3,441	0	
Civilian		17,028	6,439	8,695	1,140	754	
Reserve & National Guard		12,582	5,353	6,822	407	0	
II. Expenditures - Total		\$2,687,390	\$497,395	\$1,619,471	\$238,660	\$331,864	
A. Payroll Outlays - Total		1,022,808	393,672	451,725	150,767	26,644	
Active Duty Military Pay		377,349	171,983	108,928	96,438	0	
Civilian Pay		546,172	168,850	313,135	37,543	26,644	
Reserve & National Guard Pay		54,731	35,201	17,866	1,664	0	
Retired Military Pay		44,556	17,638	11,796	15,122	0	
B. Prime Contracts Over \$25,000 Total		1,664,582	103,723	1,167,745	87,893	305,220	
Supply Contracts		702,177	34,821	601,142	19,369	46,845	
R&D Contracts		77,155	4,182	66,830	3,883	2,260	
Service Contracts		847,175	41,748	485,051	64,261	256,115	
Construction Contracts		17,454	2,351	14,723	380	0	
Civil Function Contracts		20,621	20,621	0	0	0	
Major Locations of Expenditures	Expenditures			Major Locations of Personnel	Military and Civilian Personnel		
	Total	Payroll Outlays	Prime Contracts		Total	Active Duty Military	Civilian
Washington	\$2,687,390	\$1,022,808	\$1,664,582	Washington	29,670	12,642	17,028
Prime Contracts Over \$25,000 (Prior Three Years)		Total	Army	Navy & Marine Corps	Air Force	Other Defense Activities	
Fiscal Year 1987		\$1,271,879	\$160,937	\$769,856	\$66,751	\$274,335	
Fiscal Year 1986		956,793	104,009	473,978	77,252	301,554	
Fiscal Year 1985		1,103,549	111,891	696,565	46,072	249,021	
Top Five Contractors Receiving the Largest Dollar Volume of Prime Contract Awards in this State		Total Amount	Major Area of Work				
			FSC or Service Code Description				Amount
1. UNITED STATES DEPT ENERGY		\$565,300	NUCLEAR REACTORS				\$565,250
2. CSX CORPORATION		152,364	VESSEL FREIGHT				152,364
3. WATERMAN MARINE CORP		71,431	MARINE CHARTER FOR THINGS				63,099
4. AMERICAN TELE & TELG COMPANY		55,197	TELEPHONE AND/OR COMMUNICATIONS SERVICES				41,176
5. MCI COMMUNICATIONS CORPORATION		50,374	TELEPHONE AND/OR COMMUNICATIONS SERVICES				50,333
Total of Above		\$894,666	(53.7% of total awards over \$25,000)				

Prepared by: Washington Headquarters Services
Directorate for Information
Operations and Reports

FLORIDA



Prepared By: Washington Headquarters Services
Directorate for Information
Operations and Reports

FLORIDA

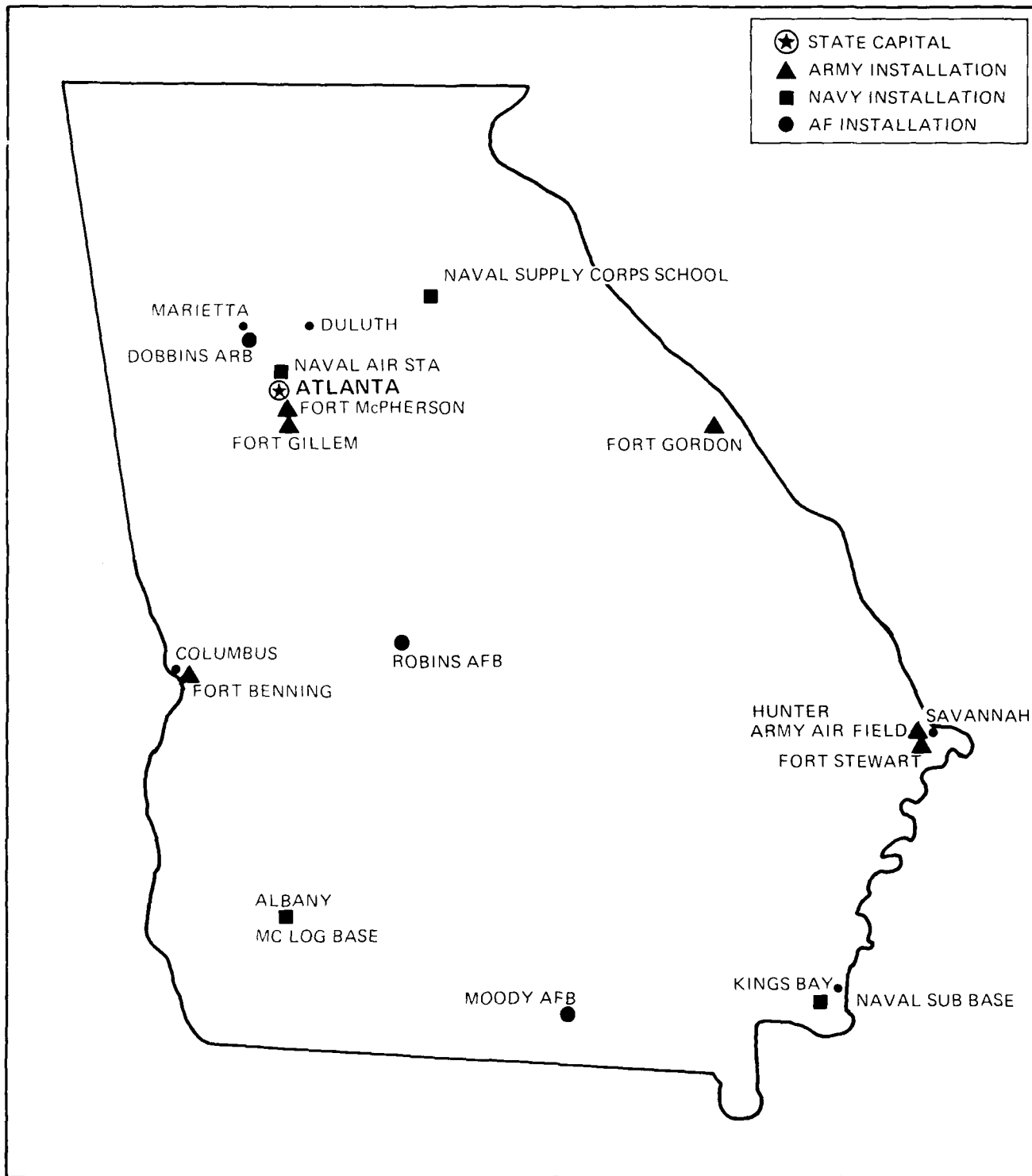
FISCAL YEAR 1988

(DOLLARS IN THOUSANDS)

Personnel Expenditures	Total	Army	Navy & Marine Corps	Air Force	Other Defense Activities		
I. Personnel - Total	170,243	39,653	79,396	49,971	1,223		
Active Duty Military	77,039	2,551	42,462	32,026	0		
Civilian	32,013	1,948	19,319	9,523	1,223		
Reserve & National Guard	61,191	35,154	17,615	8,422	0		
II. Expenditures - Total	\$10,362,037	\$1,943,127	\$3,621,180	\$4,603,092	\$144,638		
A. Payroll Outlays - Total	5,034,254	683,448	2,574,740	1,740,995	35,081		
Active Duty Military Pay	2,036,130	74,137	1,329,527	634,466	0		
Civilian Pay	951,606	56,777	555,885	303,863	35,031		
Reserve & National Guard Pay	135,599	66,603	41,828	27,268	0		
Retired Military Pay	1,908,829	485,931	647,500	775,398	0		
B. Prime Contracts Over \$25,000 Total	5,327,773	1,309,679	1,046,440	2,862,097	109,557		
Supply Contracts	3,115,622	825,208	461,105	1,746,772	82,537		
R&D Contracts	861,908	308,268	89,338	454,371	9,931		
Service Contracts	1,252,051	139,652	441,183	654,127	17,089		
Construction Contracts	72,024	10,383	54,814	6,827	0		
Civil Function Contracts	26,168	26,168	0	0	0		
Major Locations of Expenditures	Expenditures			Major Locations of Personnel	Military and Civilian Personnel		
	Total	Payroll Outlays	Prime Contracts		Total	Active Duty Military	Civilian
Orlando	\$2,163,025	\$439,734	\$1,723,361	Orlando	19,308	16,719	2,589
Jacksonville	1,312,153	1,043,678	268,475	Pensacola	17,070	9,004	8,066
West Palm Beach	386,282	21,850	364,432	Eglin Air Force Base	13,651	9,628	4,023
Pensacola	654,322	574,517	79,805	Jacksonville	12,335	5,940	6,395
Eglin Air Force Base	414,812	319,290	95,522	MacDill AFB	7,748	6,805	943
Tampa	363,729	269,341	114,388	Tyndall AFB	5,409	4,369	1,040
Patrick AFB	346,872	132,058	214,814	Homestead AFB	5,220	4,170	1,050
Saint Petersburg	285,315	50,009	235,306	Eglin Aux Fld 9	5,021	4,650	371
Melbourne	226,639	41,512	185,127	Patrick AFB	4,415	3,156	1,259
Clearwater	216,059	14,946	201,113	Mayport	3,827	2,828	999
Prime Contracts Over \$25,000 Prior Three Years	Total	Army	Navy & Marine Corps	Air Force	Other Defense Activities		
Fiscal Year 1987	\$5,797,498	\$1,351,977	\$1,145,623	\$3,113,639	\$186,259		
Fiscal Year 1986	5,664,138	1,604,229	1,183,505	2,531,213	345,191		
Fiscal Year 1985	5,271,239	1,899,499	968,658	2,087,117	315,665		
Top Five Contractors Receiving the Largest Dollar Volume of Prime Contract Awards in this State	Total Amount	Major Area of Work					
		FSC or Service Code Description		Amount			
1. MARTIN MARIETTA CORPORATION	\$1,548,840	MSL AIRCRAFT ACCESSORIES AND COMPONENTS		\$725,696			
2. UNITED TECHNOLOGIES CORP	954,105	GAS TURBINES AND JET ENGINES, ACFT & COMPS		634,330			
3. HARRIS CORPORATION	221,477	MISCELLANEOUS COMMUNICATION EQUIPMENT		50,627			
4. PAN AM CORPORATION	217,619	OPER OF GOVT FAC/ELECT & COMM FAC		156,267			
5. HONEYWELL INC	164,072	MSC ELECTRICAL AND ELECTRONIC COMPONENTS		61,675			
Total of Above	\$3,116,113	(58.5% of total awards over \$25,000)					

Prepared by: Washington Headquarters Services
Directorate for Information
Operations and Reports

GEORGIA



Prepared By Washington Headquarters Services
Directorate for Information
Operations and Reports

GEORGIA

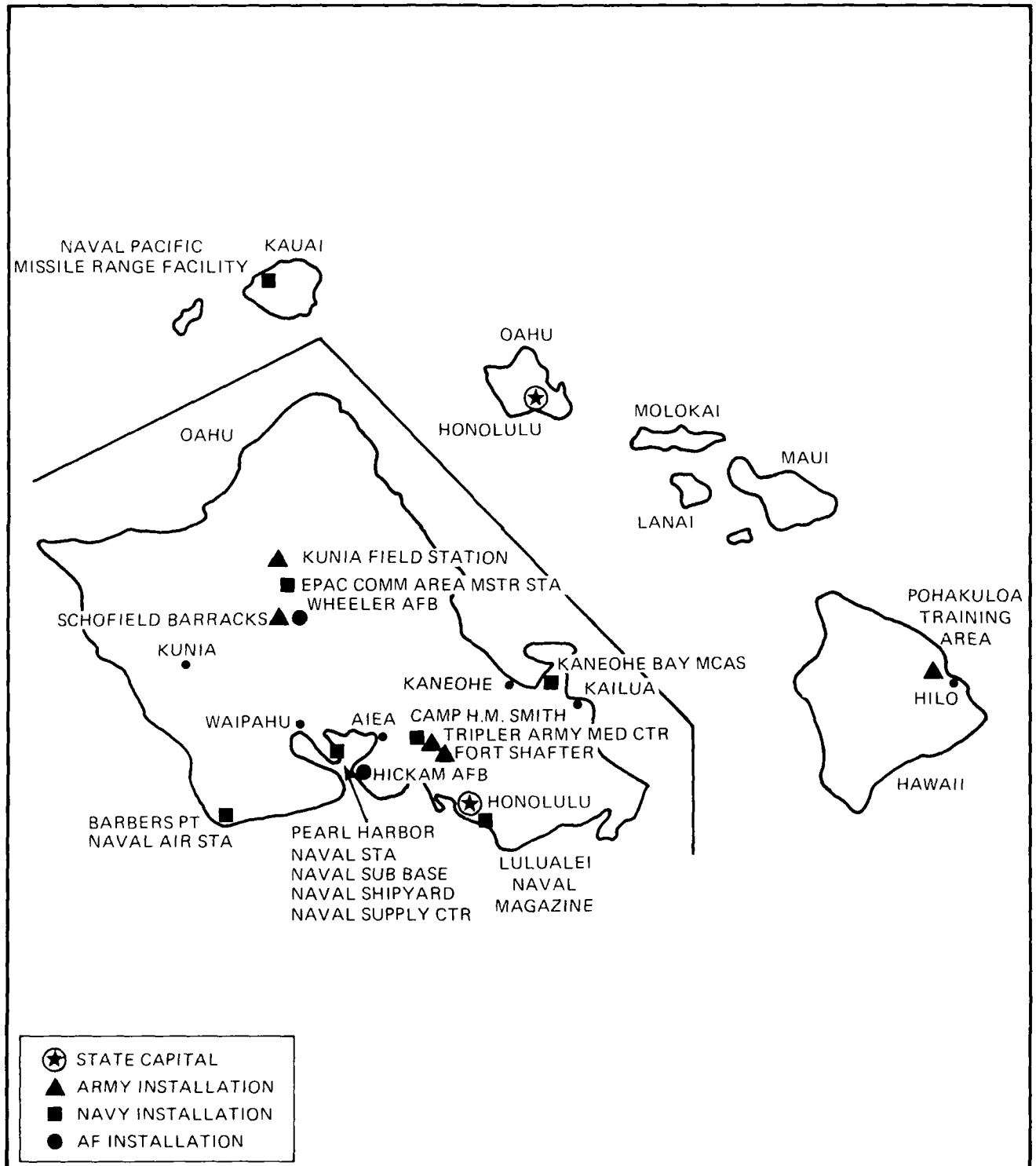
FISCAL YEAR 1988

(DOLLARS IN THOUSANDS)

Personnel Expenditures		Total	Army	Navy & Marine Corps	Air Force	Other Defense Activities	
I. Personnel - Total		148,354	96,703	16,084	31,503	1,047	
Active Duty Military		42,157	50,537	4,010	7,510	0	
Civilian		27,733	16,145	4,368	16,239	1,047	
Reserve & National Guard		48,464	30,038	7,706	7,754	0	
II. Expenditures - Total		\$4,754,154	\$2,355,495	\$599,946	\$1,831,770	\$171,952	
A. Payroll Outlays - Total		3,142,303	1,922,836	360,044	829,097	30,766	
Active Duty Military Pay		1,193,604	945,016	117,400	147,188	0	
Civilian Pay		1,023,442	438,233	108,503	463,893	30,766	
Reserve & National Guard Pay		265,753	213,998	24,656	27,094	0	
Retired Military Pay		648,107	337,602	119,463	190,922	0	
B. Prime Contracts Over \$25,000 - Total		1,616,361	432,600	239,902	802,673	141,186	
Supply Contracts		614,442	101,904	47,334	534,058	131,146	
R&D Contracts		98,066	45,295	5,369	43,998	3,404	
Service Contracts		502,061	209,927	65,589	213,909	6,636	
Construction Contracts		153,332	27,014	121,610	4,708	0	
Civil Function Contracts		48,460	48,460	0	0	0	
Major Locations of Expenditures	Expenditures			Major Locations of Personnel	Military and Civilian Personnel		
	Total	Payroll Outlays	Prime Contracts		Total	Active Duty Military	Civilian
Marietta	\$137,650	\$84,881	\$552,769	Fort Benning	25,835	20,981	4,854
Robins AFB	585,857	492,409	93,448	Robins AFB	18,387	3,920	14,467
Fort Benning	535,994	460,842	75,152	Fort Stewart	16,603	14,453	2,150
Atlanta	527,951	337,407	190,444	Fort Gordon	12,014	8,899	3,115
Fort Stewart	351,858	317,287	34,571	Fort McPherson	4,173	2,011	2,162
Fort Gordon	337,321	276,237	60,984	Albany	4,026	1,210	2,816
Kings Bay	222,912	72,151	145,761	Hunter Army Airfield	3,711	3,266	445
Lawrenceville	207,931	130,501	77,330	Moody Air Force Base	3,612	3,144	468
Albany	121,563	116,473	4,590	Kings Bay U. S. Army	2,728	1,447	1,281
Columbus	80,970	73,190	10,780	Atlanta	2,183	1,439	744
Prime Contracts Over \$25,000 - Prior Three Years		Total	Army	Navy & Marine Corps	Air Force	Other Defense Activities	
Fiscal Year 1987		\$1,512,453	\$438,795	\$245,118	\$2,680,202	\$107,368	
Fiscal Year 1986		3,764,109	823,263	300,702	2,637,297	196,847	
Fiscal Year 1985		3,507,674	549,846	238,125	2,532,930	149,429	
Top Five Contractors Receiving the Largest Dollar Volume of Prime Contract Awards in this State		Total Amount	Major Area of Work				
			FED or Service Code Description			Amount	
1. A. WHEAT CORP BATT N		\$172,365	AIR/PAFT FIXED WING			\$410,207	
2. A. WHEAT CORP BATT N		44,049	BASE SERVICES/SYSTEMS ENGINEERING			14,733	
3. A. WHEAT CORP BATT N		43,478	BASE OPERATIONS SUPPORT SERVICES			43,408	
4. A. WHEAT CORP BATT N		27,139	ROCKET/MISSILE AND SPACE SYSTEMS ENGR DEVEL			19,286	
5. A. WHEAT CORP BATT N		24,341	ELECTRICITY SERVICES			34,341	
Total of Above		\$791,343	46.5% of total awards over \$25,000				

Report of the Georgia Department of Defense
 Prepared for the Georgia Department of Defense
 Department of Defense

HAWAII



Prepared By: Washington Headquarters Services
Directorate for Information
Operations and Reports

HAWAII

FISCAL YEAR 1988

(DOLLARS IN THOUSANDS)

Expenditure Expenditures	Total	Army	Navy & Marine Corps	Air Force	Other Defense Activities
I. Personnel - Total	77,617	31,661	34,330	11,106	120
Active Duty Military	43,953	18,170	19,557	5,926	0
Civilian	20,557	5,298	12,824	2,317	120
Reserve & National Guard	13,107	8,193	1,549	2,863	0
II. Expenditures - Total	\$2,599,388	\$819,057	\$1,300,583	\$370,687	\$99,661
A. Payroll Outlays - Total	2,046,937	662,426	1,110,165	271,282	5,124
Active Duty Military Pay	1,209,214	431,925	638,359	134,930	0
Civilian Pay	647,930	149,664	410,103	82,934	5,124
Reserve & National Guard Pay	30,573	20,342	3,823	3,408	0
Retired Military Pay	162,380	60,435	57,875	44,010	0
B. Prime Contracts Over \$25,000 - Total	540,991	156,631	190,418	99,415	34,537
Supply Contracts	94,954	4,856	9,696	4,943	75,459
R&D Contracts	13,753	1,172	7,593	10,988	0
Service Contracts	343,591	89,960	157,524	83,009	19,078
Construction Contracts	69,619	53,749	15,605	465	0
Civil Function Contracts	6,874	6,874	0	0	0

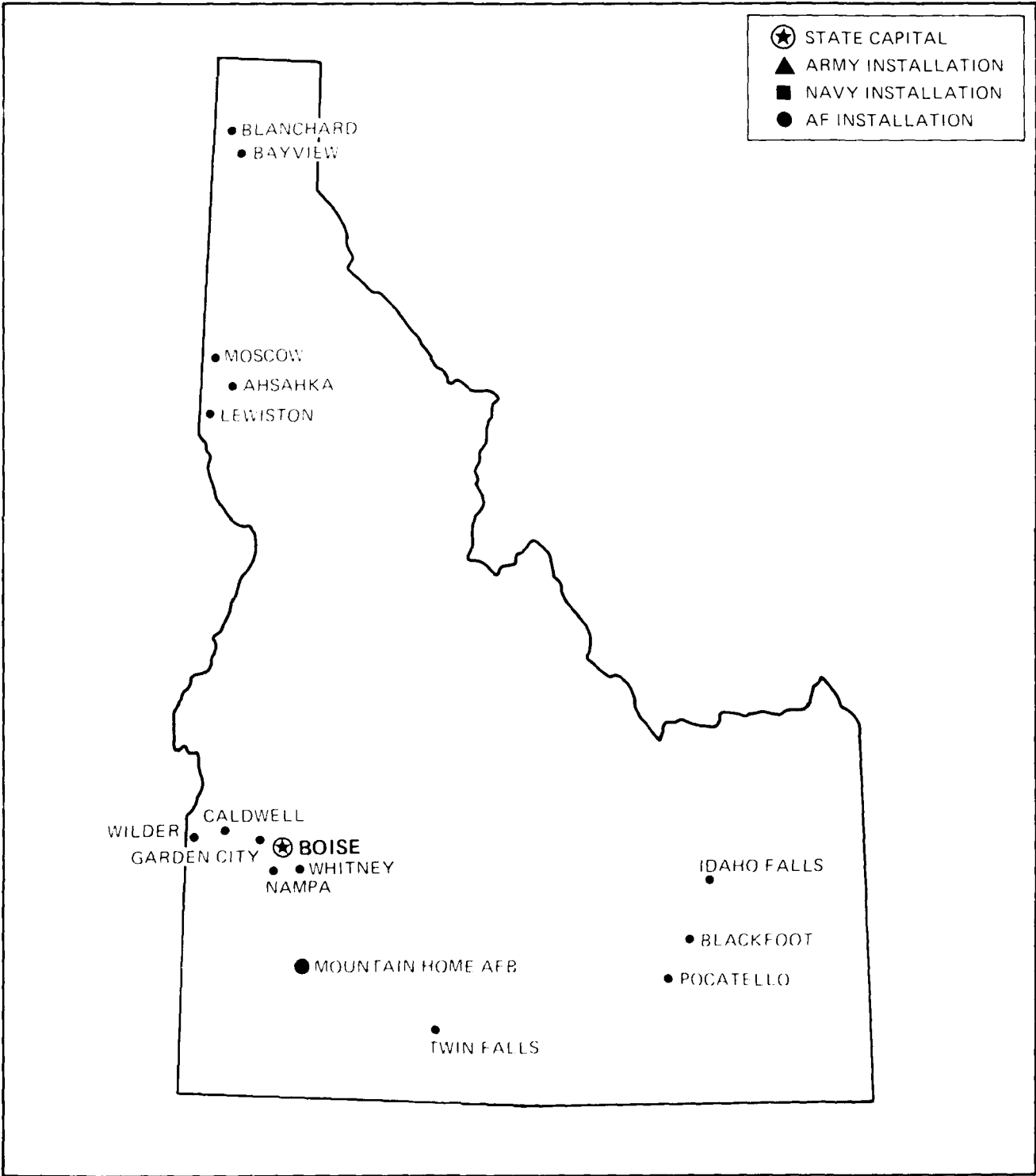
Major Locations of Expenditures	Expenditures			Major Locations of Personnel	Military and Civilian Personnel		
	Total	Payroll Outlays	Prime Contracts		Total	Active Duty Military	Civilian
Pearl Harbor	\$758,134	\$682,851	\$75,283	Pearl Harbor	18,553	7,670	10,883
Honolulu	406,632	295,592	121,040	Schofield Barracks	13,003	11,591	1,412
Schofield Barracks	344,983	271,112	73,871	Kaneohe	8,875	8,157	718
Hickam AFB	264,058	226,549	37,509	Hickam AFB	6,287	6,285	2,000
Kaneohe	234,387	200,199	34,181	Fort Shafter	2,335	869	2,066
Barbers Point NAS	159,502	101,527	68,035	Honolulu	2,533	2,160	373
Alaia	52,339	51,519	1,421	Barbers Point NAS	1,762	1,390	372
Wheeler AFB	47,282	40,597	6,685	Wheeler AFB	1,500	1,033	467
Kunia	36,537	25,519	1,019	Alaia	1,281	975	306
Kailua	29,111	16,199	12,912	Kunua	1,248	1,205	43

Prime Contracts Over \$25,000 - Fiscal Year 1987	Total	Army	Navy & Marine Corps	Air Force	Other Defense Activities
Fiscal Year 1987	\$461,449	\$147,561	\$230,473	\$61,466	\$21,949
Fiscal Year 1986	552,943	147,567	190,701	48,484	209,071
Fiscal Year 1985	628,193	255,206	152,782	54,494	158,196

Top Five Contractors Receiving the Largest Dollar Value of Prime Contract Awards in this State	Total Amount	Major Area of Work	
		FBI or Service Code Description	Amount
1. FAIRCHILD DORNIER INC.	\$73,544	LIQUID FUEL PELLANTS & FUEL FEED SYSTEM PAGE	\$46,570
2. HAD INC.	22,455	AIR WHEELER F & FRED INC.	19,006
3. T. L. H. & S. M. KAY & S.	17,200	CONSTRUCTION OF FAMILY HOUSING	17,200
4. CIVIL ENGINEERS	16,445	MAINT REPAIR ALTER THREE N N HILL FAY	12,443
5. TRAVIS & INC.	15,245	FOUR OTHER DEFENSE - ADVANCED TECHNOLOGICAL	13,259
Total of Above	\$161,111	Work - Total amount over \$25,000	

Prepared by: Planning & Development Division
 Directorate for Information
 Operations and Reports

IDAHO



Prepared By: Washington Headquarters Services
Directorate for Information
Operations and Reports

IDAHO

FISCAL YEAR 1988

(DOLLARS IN THOUSANDS)

Departmental Expenditures	Total	Army	Navy & Marine Corps	Air Force	Other Defense Activities
I. Personnel - Total	14,405	5,110	3,854	5,127	14
Active Duty Military	1,444	41	1,772	2,107	1
Civilian	1,137	499	40	597	14
Reserve & National Guard	1,824	5,550	842	1,820	1
II. Expenditures - Total	\$118,540	\$72,164	\$17,540	\$17,540	\$11,592
A. Payroll - Total	\$81,111	\$1,410	\$1,378	\$14,691	\$14
Active Duty Military Pay	1,138-4	1,445	1,055	58,023	1
Civilian Pay	40,633	14,677	1,771	24,127	14
Reserve & National Guard Pay	24,116	16,348	3,104	5,664	1
Retired Military Pay	34,473	14,140	22,835	42,748	1
B. Prime Contracts over \$25,000 - Total	\$11,491	20,554	4,557	20,233	16,177
Supply Contracts	21,951	1,000	1,432	2,143	16,177
FAO Contracts	552	0	208	374	0
Aviation Contracts	10,446	1,773	2,877	16,141	0
Construction Contracts	3,567	8,212	0	1,475	0
Total Facilities Contracts	3,563	9,563	0	0	0

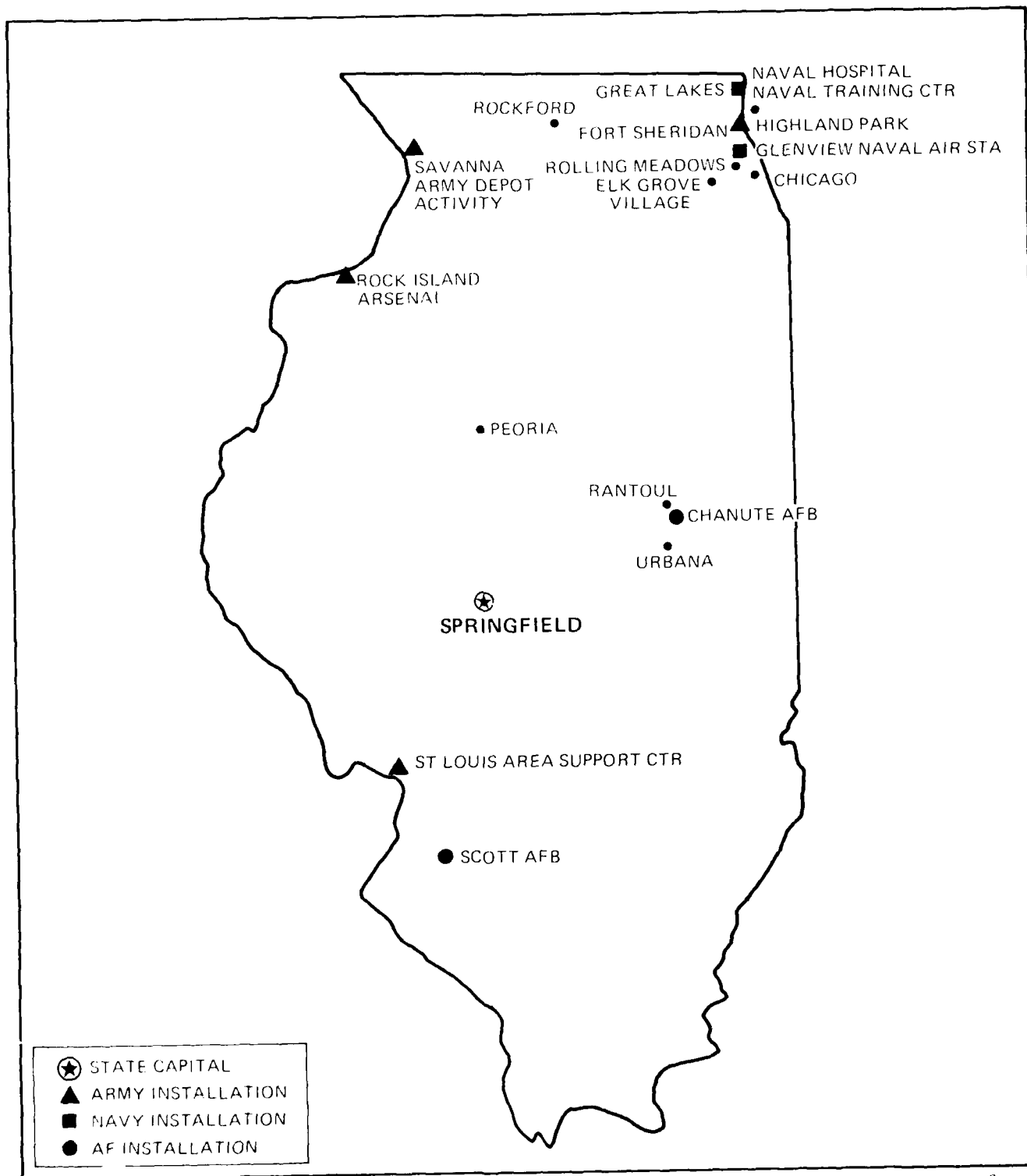
Major Locations of Expenditures	Expenditures			Major Locations of Personnel	Military and Civilian Personnel		
	Total	Payroll Outlays	Prime Contracts		Total	Active Duty Military	Civilian
Mountain Home AFB	\$115,697	\$24,847	\$21,840	Mountain Home AFB	4,235	3,715	521
Boise	19,321	14,373	5,313	Idaho Falls	1,630	1,573	17
Idaho Falls	35,061	14,926	1,135	Boise	723	64	659
Chitney	12,267	12,227	0	Absahka	51	0	51
Mountain Home	6,461	6,461	0	Wilder	48	46	2
Blackfoot	5,037	4,453	3,580	Moscow	45	40	5
Blackfoot	5,077	1,317	4,560	Blackfoot	30	16	14
Stanley	5,492	11	5,481	Bayview	29	0	29
Payview	4,883	1,347	3,536	Lewiston	7	1	6
Blackfoot	4,835	4,835	0	Blackfoot	6	0	6

Prime Contracts over \$25,000 - Prior Three Years	Total	Army	Navy & Marine Corps	Air Force	Other Defense Activities
Fiscal Year 1987	\$74,157	\$41,004	\$4,638	\$14,967	\$15,548
Fiscal Year 1986	52,910	24,825	4,767	13,153	20,165
Fiscal Year 1985	50,430	12,633	2,521	12,237	10,499

Top Five Contractors Receiving the Largest Dollar Amount of Prime Contract Awards in this State	Total Amount	Major Area of Work	
		FSC or Service Code Description	Amount
1. CONSTRUCTION COMPANY	\$5,261	CONSTRUCTION/ALL OTHER NON-BLDG FAC	\$5,261
2. BLDG. MAINT. CO.	4,563	ROAD CLEARING AND CLEANING EQUIPMENT	4,563
3. BLDG. MAINT. CO.	4,346	MAINT-REPAIR ALTER/AIRPORT RUNWAYS	2,594
4. ALL AMERICAN CONSTRUCTION	3,580	CONSTRUCTION/OFFICE BUILDINGS	3,580
5. BLDG. MAINT. CO.	2,938	MAINT-REPAIR ALTER/AIRFIELD OTHER	2,938
Total of Above		\$11,473	(3.4% of total awards over \$25,000)

Source: Idaho Department of Transportation Services
 Directorate for Information
 Planning and Reports

ILLINOIS



Prepared By Washington Headquarters Services
Directorate for Information
Operations and Reports

ILLINOIS

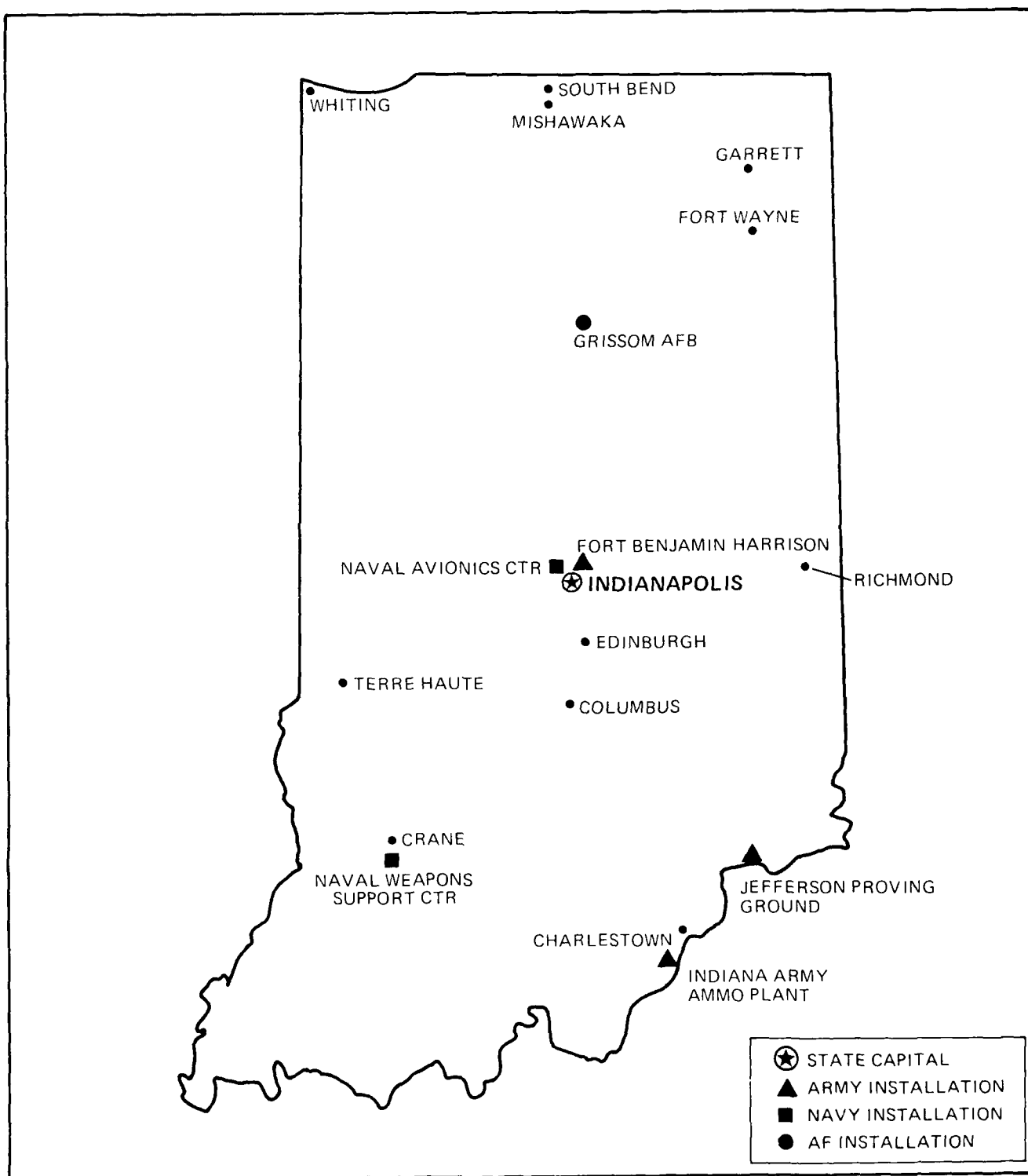
FISCAL YEAR 1988

(DOLLARS IN THOUSANDS)

Personnel Expenditures	Total	Army	Navy & Marine Corps	Air Force	Other Defense Activities		
I. Personnel - Total	115,947	52,797	37,655	24,103	1,392		
Active Duty Military	37,873	2,781	23,893	11,199	0		
Civilian	21,045	12,573	2,143	4,937	1,392		
Reserve & National Guard	57,029	37,443	11,619	7,967	0		
II. Expenditures - Total	\$9,723,354	\$1,130,673	\$779,103	\$978,590	\$334,719		
A. Payroll Outlays - Total	1,723,314	622,171	533,737	525,703	41,703		
Active Duty Military Pay	706,753	82,172	370,796	253,765	0		
Civilian Pay	586,376	357,208	54,412	133,053	41,703		
Reserve & National Guard Pay	146,363	91,206	30,324	24,833	0		
Retired Military Pay	283,922	91,585	76,205	114,032	0		
B. Prime Contracts Over \$25,000 - Total	1,499,770	508,502	245,366	452,887	293,015		
Supply Contracts	340,970	218,045	137,119	234,333	251,473		
R&D Contracts	144,971	27,408	36,125	73,765	7,643		
Service Contracts	326,957	86,113	62,440	144,505	33,893		
Construction Contracts	78,567	68,631	9,682	254	0		
Civil Function Contracts	108,305	108,305	0	0	0		
Major Locations of Expenditures	Expenditures			Major Locations of Personnel	Military and Civilian Personnel		
	Total	Payroll Outlays	Prime Contracts		Total	Active Duty Military	Civilian
Great Lakes	\$407,355	\$407,355	\$0	Great Lakes	24,773	22,863	1,910
Rock Island	313,921	260,704	53,217	Scott Air Force Base	10,082	6,861	3,221
Scott Air Force Base	313,167	259,931	43,236	Rock Island	8,387	394	7,993
Chicago	299,329	92,088	207,241	Chanute AFB	5,598	4,593	1,005
Rantoul	154,467	119,914	34,553	Fort Sheridan	3,195	1,536	1,659
Rolling Meadows	154,265	1,652	152,613	Chicago	2,179	262	1,917
Highland Park	124,527	101,786	22,741	Glenview	951	634	317
Rockford	106,374	6,851	100,123	Springfield	594	85	509
Glenview	64,501	35,451	29,050	Savanna Army Depot	544	6	538
Marion	58,339	1,007	57,332	Peoria	487	193	294
Prime Contracts Over \$25,000 Prior Three Years)		Total	Army	Navy & Marine Corps	Air Force	Other Defense Activities	
Fiscal Year 1987		\$1,924,355	\$626,354	\$269,624	\$701,279	\$327,098	
Fiscal Year 1986		1,734,752	508,323	265,527	453,449	507,453	
Fiscal Year 1985		1,693,394	537,576	225,076	537,794	392,948	
Top Five Contractors Receiving the Largest Dollar Volume of Prime Contract Awards in this State		Total Amount	Major Area of Work				
			FSC or Service Code Description		Amount		
1. NORTHEAST CORPORATION		\$153,332	ELCT COUNTERMEASURES & QUICK REACTION EQ		\$79,848		
2. MINNETONKA CORPORATION		83,422	ACFT HYDRAULIC, VACUUM & DE-ICING SYS COMP		27,766		
3. LIN CORPORATION		75,827	AMMUNITION, THROUGH 30 MM		60,354		
4. WATERFILLER INC		54,444	VEHICULAR POWER TRANSMISSION COMPONENTS		21,446		
5. ILLINOIS RESEARCH INSTITUTE		52,217	RDTE/OTHER RESEARCH&DEVELOPMENT-OF SYS DEV		40,809		
Total of Above		\$419,242	(28.0% of total awards over \$25,000)				

Prepared by: Washington Headquarters Services
Directorate for Information
Operations and Reports

INDIANA



Prepared By Washington Headquarters Services
Directorate for Information
Operations and Reports

INDIANA

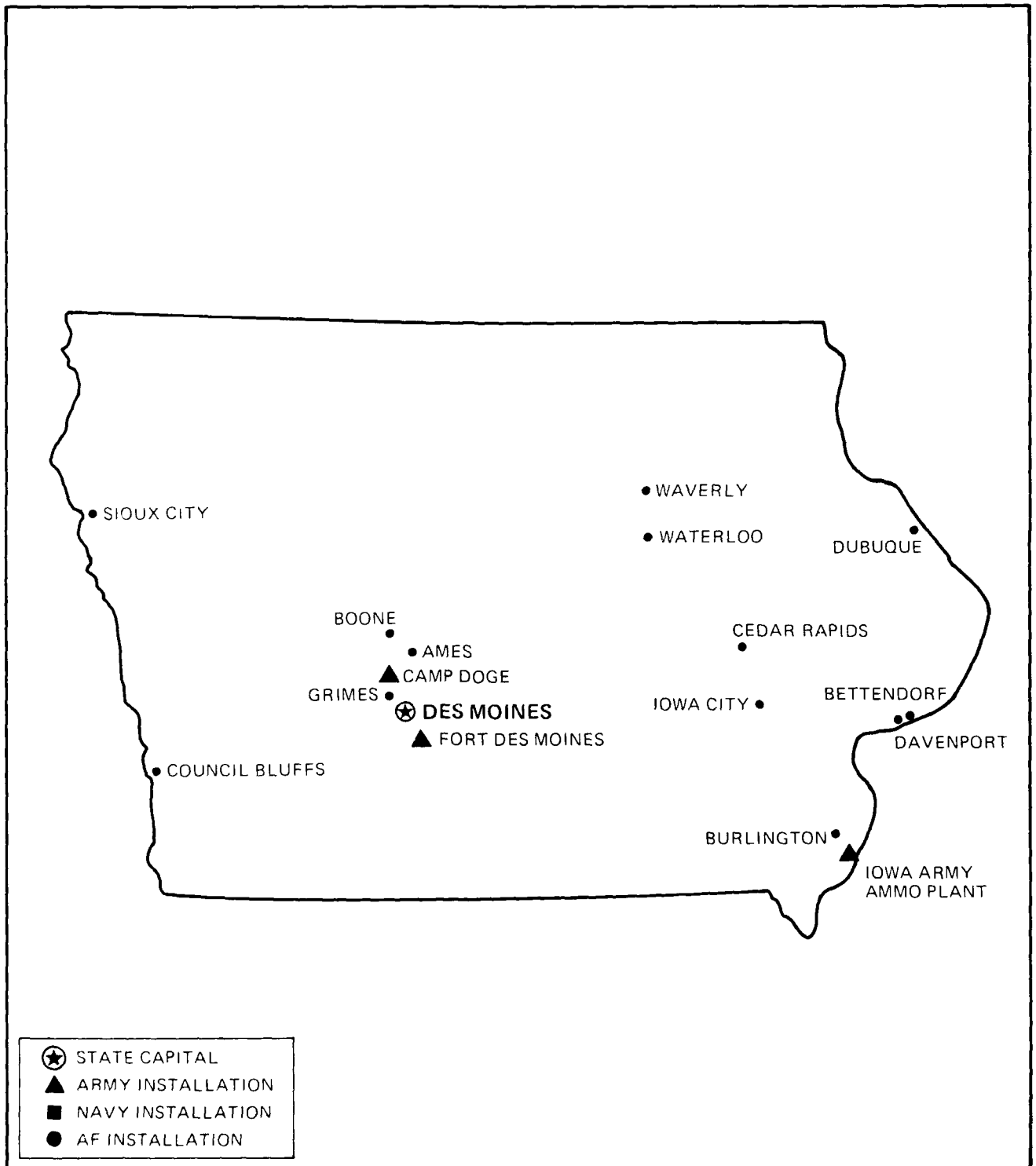
FISCAL YEAR 1988

(DOLLARS IN THOUSANDS)

Major Expenditures		Total	Army	Navy & Marine Corps	Air Force	Other Defense Activities	
I. Personnel - Total		60,402	37,357	12,572	3,399	567	
Active Duty Military		50,790	2,488	530	2,772	0	
Civilian		15,033	6,136	6,999	1,271	567	
Reserve & National Guard		39,579	29,173	5,050	5,356	0	
II. Expenditures - Total		\$2,400,449	\$1,157,598	\$689,532	\$415,105	\$135,213	
A. Payroll Outlays - Total		582,373	422,655	280,482	152,723	15,535	
Active Duty Military Pay		135,224	71,674	11,375	52,175	0	
Civilian Pay		435,802	163,848	219,703	35,716	15,535	
Reserve & National Guard Pay		143,136	116,040	10,731	16,335	0	
Retired Military Pay		159,241	71,093	39,651	57,497	0	
B. Prime Contracts Over \$25,000 - Total		1,518,076	734,943	409,072	255,363	118,678	
Supply Contracts		1,147,979	565,356	303,575	174,753	104,235	
R&D Contracts		38,524	32,100	43,953	21,959	612	
Service Contracts		251,483	122,135	56,797	58,780	13,771	
Construction Contracts		15,435	10,697	4,747	3-	0	
Civil Function Contracts		4,655	4,655	0	0	0	
Major Locations of Expenditures	Expenditures			Major Locations of Personnel	Military and Civilian Personnel		
	Total	Payroll Outlays	Prime Contracts		Total	Active Duty Military	Civilian
Indianapolis	\$1,317,352	\$415,071	\$612,282	Ft Benjamin Harrison	5,328	2,141	4,187
Fort Wayne	230,157	25,325	264,831	Crane	4,913	52	4,461
Greene	154,287	135,200	19,087	Indianapolis	4,909	722	3,797
South Bend	153,146	3,880	143,268	Grisson AFB	3,337	2,566	771
Mishawaka	123,427	1,657	131,770	Fort Wayne	430	25	405
Grisson AFB	75,503	67,159	8,344	Jefferson Prov Grnd	425	11	414
Indiana Army Ammun	69,539	0	69,539	Terre Haute	269	37	232
Ellettsville	40,314	2,353	38,561	South Bend	154	37	117
Terre Haute	35,932	13,260	23,672	Edinburgh	100	1	100
Evansville	25,493	3,155	16,527	Charlestown	77	5	73
Prime Contracts Over \$25,000 - First Three Years		Total	Army	Navy & Marine Corps	Air Force	Other Defense Activities	
Fiscal Year 1987		\$1,240,747	\$1,268,531	\$319,064	\$512,724	\$130,288	
Fiscal Year 1986		1,440,142	1,313,544	426,411	561,177	130,210	
Fiscal Year 1985		2,175,772	1,952,586	412,182	699,375	209,829	
Top Five Contractors Receiving the Largest Dollar Volume of Prime Contract Awards in this State		Total Amount	Major Area of Work				
			FSC or Service Code Description		Amount		
1. GENERAL MOTORS CORP BATT N		\$450,498	VEHICULAR POWER TRANSMISSION COMPONENTS		\$162,339		
2. PHILIP H. BILAMENBARRIKEN		145,075	UNDERWATER SOUND EQUIPMENT		76,354		
3. CIVILIAN BATT N		122,027	TRUCKS AND TRUCK TRACTRS, WHEELER		182,000		
4. CIVILIAN BATT N		88,491	RADAR & TV COM EQUIPMENT, EMERGT AIRBORNE		58,670		
5. INDIANAPOLIS DISTRICT FBI		63,539	OVER LEAD FACILITIES AND COMMUNICATION FACILITIES		69,539		
Total of Above		\$1,265,630	45.2% of total awards over \$25,000				

Source: Indiana Department of Management Services
 Fiscal Year 1988
 Data as of 12/31/87

IOWA



Prepared By Washington Headquarters Services
Directorate for Information
Operations and Reports

IOWA

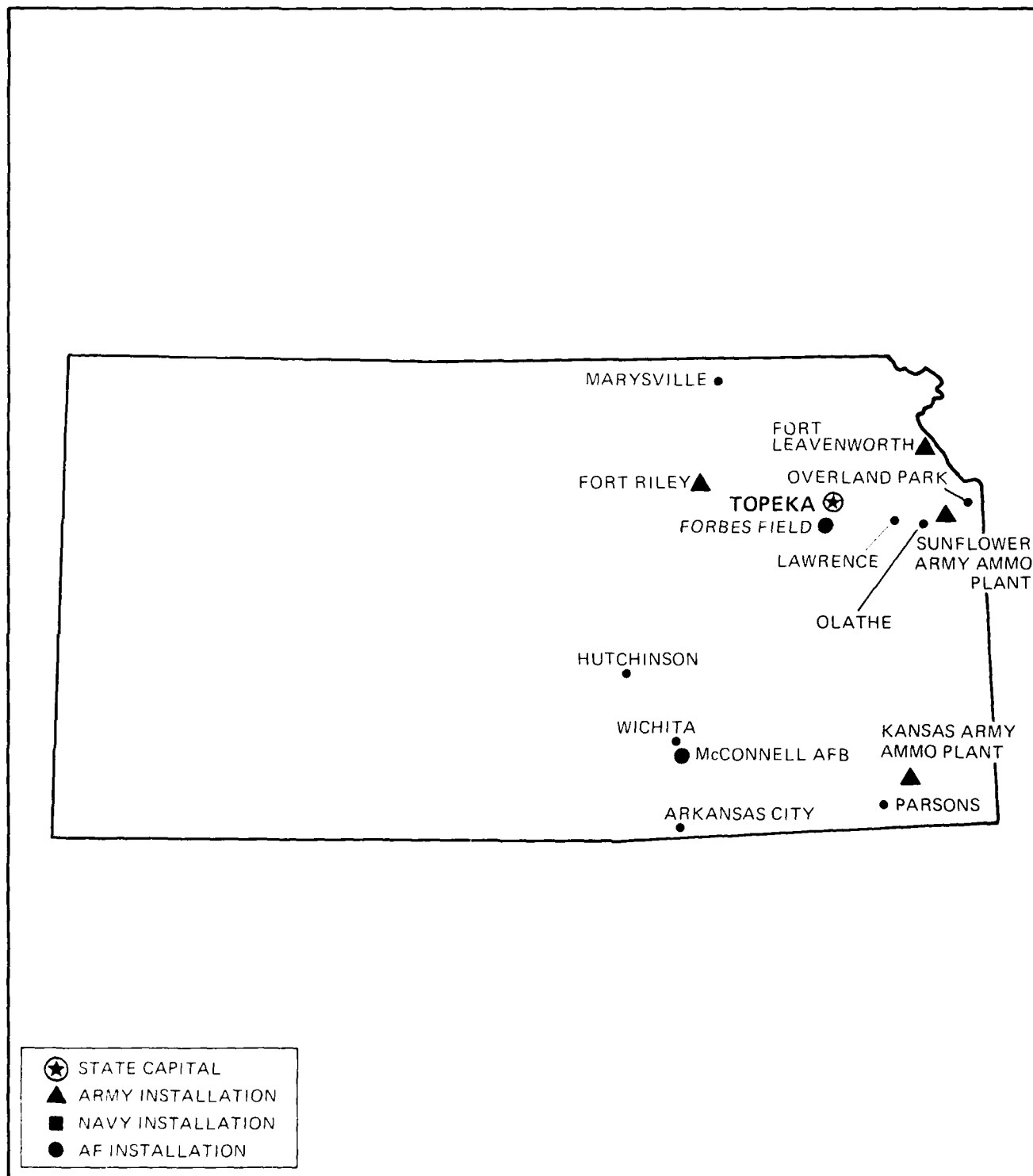
FISCAL YEAR 1988

(DOLLARS IN THOUSANDS)

Personal Expenditures		Total	Army	Navy & Marine Corps	Air Force	Other Defense Activities	
I. Personnel - Total		23,715	17,353	3,068	3,142	132	
Active Duty Military		397	252	164	41	0	
Civilian		1,537	884	3	513	132	
Reserve & National Guard		21,781	16,217	2,901	2,588	0	
II. Expenditures - Total		\$736,990	\$311,033	\$90,604	\$230,523	\$104,830	
A. Payroll Outlays - Total		176,085	96,054	31,938	44,281	3,752	
Active Duty Military Pay		10,893	7,335	2,530	1,038	0	
Civilian Pay		37,771	24,821	165	9,033	3,752	
Reserve & National Guard Pay		52,808	37,145	7,516	8,147	0	
Retired Military Pay		74,613	26,753	21,797	26,063	0	
B. Prime Contracts Over \$25,000 - Total		560,905	214,979	58,606	186,242	101,078	
Supply Contracts		359,087	136,303	42,547	79,159	101,078	
R&D Contracts		126,642	10,444	13,008	103,190	0	
Service Contracts		63,345	56,401	3,051	3,893	0	
Construction Contracts		3,114	3,114	0	0	0	
Civil Function Contracts		8,717	8,717	0	0	0	
Major Locations of Expenditures	Expenditures			Major Locations of Personnel	Military and Civilian Personnel		
	Total	Payroll Outlays	Prime Contracts		Total	Active Duty Military	Civilian
Cedar Rapids	\$109,444	\$11,261	\$298,183	Des Moines	486	153	333
Council Bluffs	56,434	4,535	51,799	Camp Dodge	257	0	257
Waterloo	43,537	4,348	39,189	Sioux City	249	1	248
Des Moines	43,154	25,825	17,339	Fort Des Moines	141	131	10
Davenport	41,477	4,428	37,049	Cedar Rapids	133	8	131
Iowa AAF	39,984	0	39,984	Pleasant Valley	78	0	78
Davenport	19,761	261	18,520	Waterloo	75	13	62
West Des Moines	15,625	972	14,653	Iowa City	66	25	41
Dubuque	12,347	4,636	7,711	Davenport	50	2	48
Sioux City	9,177	8,222	955	Ames	44	35	9
Prime Contracts Over \$25,000 - Prior Three Years		Total	Army	Navy & Marine Corps	Air Force	Other Defense Activities	
Fiscal Year 1987		\$400,094	\$29,779	\$141,447	\$234,940	\$193,928	
Fiscal Year 1986		579,819	170,448	107,421	247,469	54,481	
Fiscal Year 1985		569,762	126,718	93,021	150,555	143,468	
Top Five Contractors Receiving the Largest Dollar Volume of Prime Contract Awards in this State		Total Amount	Major Area of Work				
			FSC or Service Code Description	Amount			
1. B. KUEHL INTERNATIONAL CORP.		\$285,457	ROTE/OTHER DEFENSE - ENGINEERING DEVELOP		\$72,101		
2. AM. W. & B. BAILIN		49,015	LIQUID PROPELLANTS & FUEL, PETROLEUM BASE		49,015		
3. KAMIN COMPANY THE, DE		39,413	DEP OF GOVT FAC/AMMUNITION FACILITIES		35,370		
4. CUSH CO. ENTERPRISES INC		39,039	AMMUNITION, 7.62 MM THROUGH 125 MM		25,531		
5. SHIPPING FRAMES & REPAIRERS		18,520	FRAMES AND FRAME JOINTS		18,520		
Total of Above		\$431,949	77.0% of total awards over \$25,000				

Report of the Department of Defense
 Fiscal Year 1988
 Operations and Reports

KANSAS



Prepared By Washington Headquarters Services
Directorate for Information
Operations and Reports

KANSAS

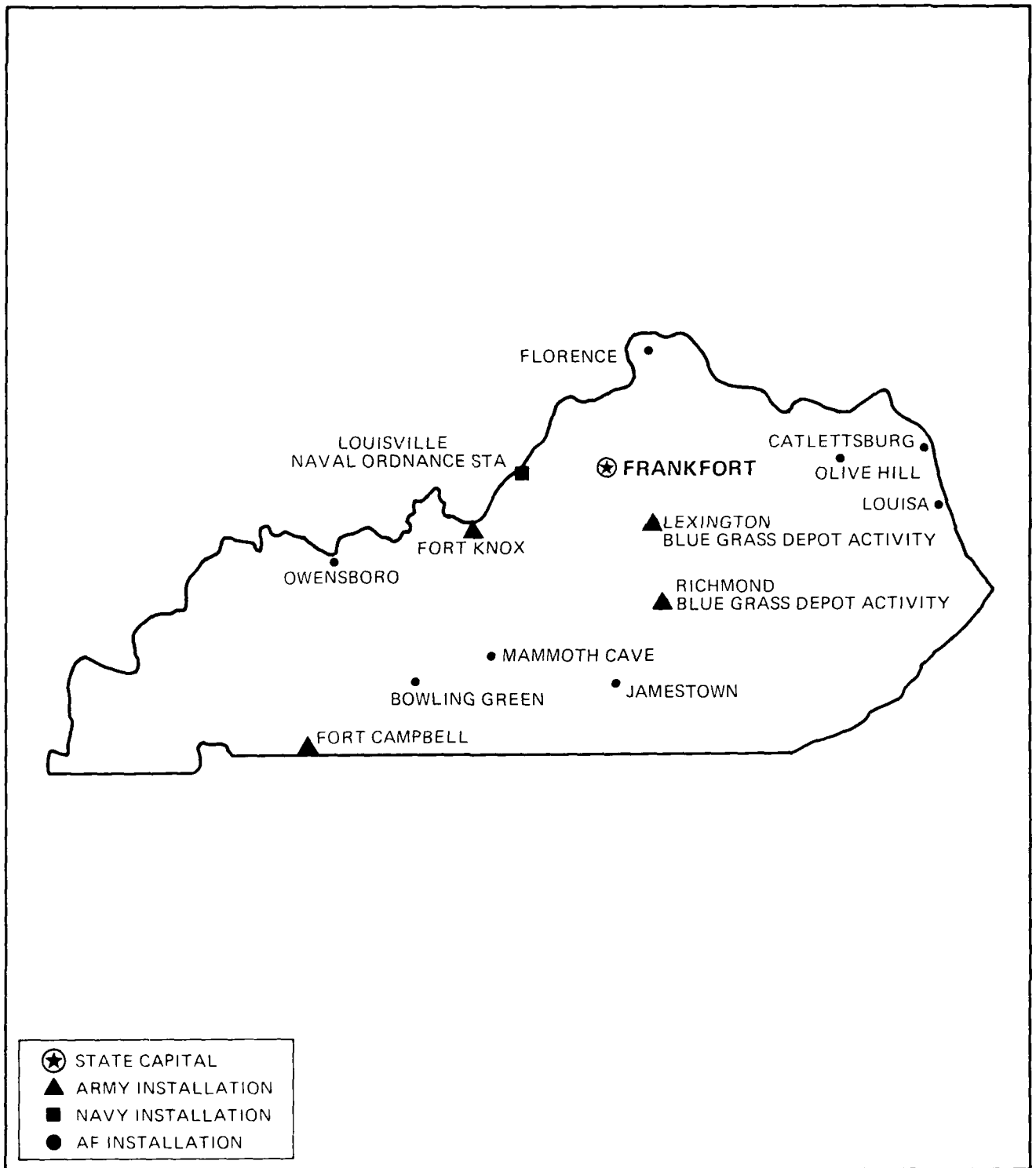
FISCAL YEAR 1988

(DOLLARS IN THOUSANDS)

Personnel Expenditures	Total	Army	Navy & Marine Corps	Air Force	Other Defense Activities		
I. Personnel - Total	52,730	38,916	5,854	7,805	215		
Active Duty Military	23,172	19,286	375	3,511	0		
Civilian	8,541	5,159	165	1,302	215		
Reserve & National Guard	22,777	14,471	5,314	2,992	0		
II. Expenditures - Total	\$2,087,671	\$1,078,614	\$152,315	\$821,665	\$35,077		
A. Payroll Outlays - Total	1,137,543	867,237	85,030	178,997	6,279		
Active Duty Military Pay	617,384	546,381	8,394	63,209	0		
Civilian Pay	180,564	132,773	4,301	37,211	6,279		
Reserve & National Guard Pay	165,897	111,250	43,189	11,258	0		
Retired Military Pay	173,298	75,833	29,146	67,319	0		
B. Prime Contracts Over \$25,000 Total	950,128	211,377	67,285	642,668	28,798		
Supply Contracts	326,698	45,958	43,170	212,061	25,509		
R&D Contracts	84,425	9,908	649	73,868	0		
Service Contracts	505,218	123,492	23,466	354,971	3,289		
Construction Contracts	28,614	26,846	0	1,768	0		
Civil Function Contracts	5,173	5,173	0	0	0		
Major Locations of Expenditures	Expenditures			Military and Civilian Personnel			
	Total	Payroll Outlays	Prime Contracts	Total	Active Duty Military	Civilian	
Wichita	\$664,764	\$43,154	\$621,610	Fort Riley	18,051	15,776	2,275
Fort Riley	548,707	509,687	39,020	Fort Leavenworth	5,878	3,774	2,104
Fort Leavenworth	251,833	225,679	26,154	McConnell AFB	4,071	3,152	919
McConnell AFB	105,586	79,892	25,694	Wichita	536	146	390
Overland Park	51,543	43,172	8,371	Topeka	290	56	234
Sunflower Army Ammun	48,872	0	48,872	Forbes Field	258	2	256
Kansas City	31,465	6,919	24,546	Shawnee	161	161	0
Leavenworth	29,777	13,734	16,043	Overland Park	158	12	146
Marysville	23,762	430	23,332	Lawrence	72	46	26
Topeka	23,656	22,620	1,036	Olathe	72	3	69
Prime Contracts Over \$25,000 (Prior Three Years)	Total	Army	Navy & Marine Corps	Air Force	Other Defense Activities		
Fiscal Year 1987	\$1,244,903	\$293,864	\$75,968	\$850,946	\$24,125		
Fiscal Year 1986	1,954,506	355,778	80,928	1,462,626	55,174		
Fiscal Year 1985	2,138,434	418,573	57,041	1,640,284	23,036		
Top Five Contractors Receiving the Largest Dollar Volume of Prime Contract Awards in this State		Total Amount	Major Area of Work				
			FSC or Service Code Description		Amount		
1. BOEING COMPANY THE		\$513,885	MODIFICATION OF EQ/AIRCRAFT		\$245,914		
2. HERCULES INCORPORATED		50,143	OPER OF GOVT FAC/AMMUNITION FACILITIES		50,143		
3. CONTROL DATA CORPORATION		36,421	ELCT COUNTERMEASURES & QUICK REACTION EQ		36,133		
4. RAYTHEON COMPANY		31,094	GUIDED MISSILES		11,436		
5. GENERAL DYNAMICS CORPORATION		24,897	VOCATIONAL-TECHNICAL TRAINING		22,163		
Total of Above		\$656,440	(69.1% of total awards over \$25,000)				

Prepared by: Washington Headquarters Services
Directorate for Information
Operations and Reports

KENTUCKY



Prepared By: Washington Headquarters Services
Directorate for Information
Operations and Reports

KENTUCKY

FISCAL YEAR 1988

(DOLLARS IN THOUSANDS)

Personnel Expenditures	Total	Army	Navy & Marine Corps	Air Force	Other Defense Activities
I. Personnel - Total	74,769	68,952	5,114	3,230	413
Active Duty Military	33,420	37,604	374	242	0
Civilian	13,623	10,503	2,359	242	413
Federal & National Guard	24,609	20,639	2,381	1,806	0
II. Expenditures - Total	\$1,797,532	\$1,325,177	\$140,915	\$72,331	\$159,109
A. Payroll Outlays - Total	1,310,189	1,124,769	113,821	60,985	10,613
Active Duty Military Pay	680,822	668,173	7,564	5,085	0
Civilian Pay	353,243	265,526	70,659	6,245	10,613
Federal & National Guard Pay	24,604	20,594	4,607	5,332	0
Retired Military Pay	156,499	112,486	30,791	43,622	0
B. Prime Contracts Over \$25,000 - Total	397,344	200,408	27,094	11,346	158,496
Supply Contracts	204,645	28,890	11,611	6,306	157,838
R&D Contracts	2,456	1,712	333	411	0
Service Contracts	120,790	110,353	15,150	4,629	658
Construction Contracts	29,011	29,011	0	0	0
Civil Function Contracts	30,442	30,442	0	0	0

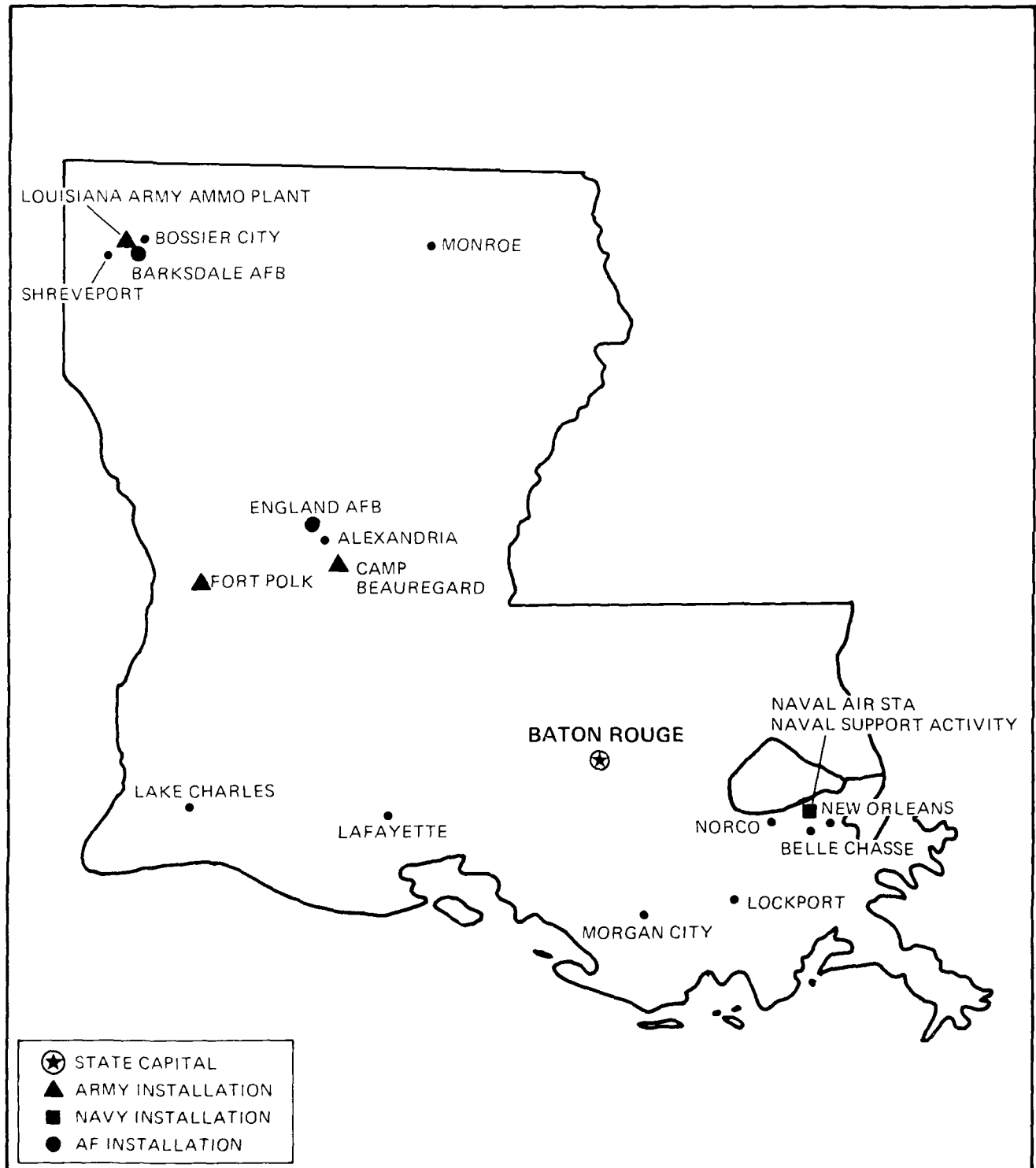
Major Locations of Expenditures	Expenditures			Major Locations of Personnel	Military and Civilian Personnel		
	Total	Payroll Outlays	Prime Contracts		Total	Active Duty Military	Civilian
Fort Campbell	\$510,353	\$453,504	\$56,855	Fort Campbell	24,076	21,631	2,445
Fort Knox	476,277	414,207	62,070	Fort Knox	20,611	16,019	4,592
Louisville	133,563	138,047	55,522	Louisville	4,229	428	3,801
Lexington	98,822	55,937	32,885	Lexington	1,551	127	1,424
Battletsburg	27,183	354	25,829	Richmond	514	90	424
Jamestown	24,923	965	23,958	Frankfort	368	74	294
Richmond	18,794	18,608	186	Louisa	27	0	27
Frankfort	18,438	18,398	40	Bowling Green	25	14	11
Berea	17,356	423	17,533	Greenville	25	0	25
Radcliff	17,017	17,017	0	Grand Rivers	24	0	24

Prime Contracts Over \$25,000 - Prior Three Years	Total	Army	Navy & Marine Corps	Air Force	Other Defense Activities
Fiscal Year 1987	\$462,067	\$344,677	\$19,735	\$19,360	\$177,675
Fiscal Year 1986	557,188	260,516	19,897	32,233	254,632
Fiscal Year 1985	505,511	206,631	25,341	19,361	252,178

Top Five Contractors Receiving the Largest Dollar Volume of Prime Contract Awards in this State	Total Amount	Major Area of Work	
		FSC or Service Code Description	Amount
1. FARLEY INC	\$30,533	UNDERWEAR AND NIGHTWEAR, MEN'S	\$30,533
2. ASHLAND PETROLEUM	26,829	LIQUID PROPELLANTS & FUEL, PETROLEUM BASE	26,829
3. ESDCO CORPORATION	17,493	WAREHOUSE TRKS & TRACTORS, SELF-PROPELLED	17,493
4. UNITED STATES DEPT JUSTICE	17,000	MISC ELECTRIC POWER & DISTRIBUTION EQ	7,488
5. E-SYSTEMS INC	16,917	MAINT-REPAIR OF EQ/MISCELLANEOUS EQUIP	16,917
Total of Above	\$108,772	(27.4% of total awards over \$25,000)	

Prepared by: Washington Headquarters Services
Directorate for Information Operations and Reports

LOUISIANA



Prepared By Washington Headquarters Services
Directorate for Information
Operations and Reports

LOUISIANA

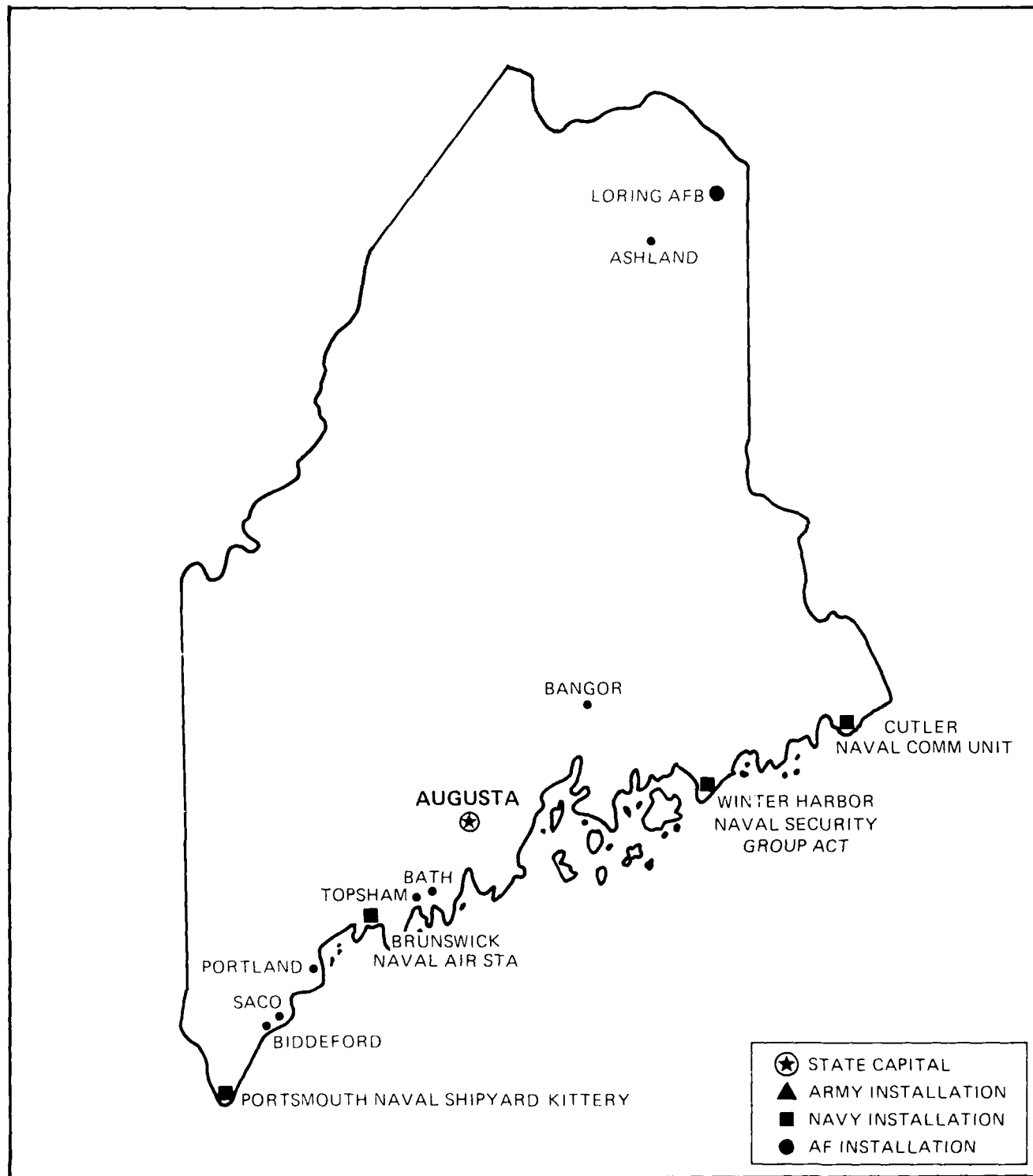
FISCAL YEAR 1988

(DOLLARS IN THOUSANDS)

Personnel Expenditures	Total	Army	Navy & Marine Corps	Air Force	Other Defense Activities		
I. Personnel - Total	65,641	37,974	10,360	17,096	291		
Active Duty Military	28,072	11,514	1,735	9,463	0		
Civilian	9,137	4,570	1,900	2,366	291		
Reserve & National Guard	33,742	21,730	6,665	5,267	0		
II. Expenditures - Total	\$2,513,132	\$985,866	\$887,430	\$468,188	\$271,708		
A. Payroll Outlays - Total	1,074,456	494,944	173,336	337,163	8,513		
Active Duty Military Pay	449,820	224,529	46,468	176,823	0		
Civilian Pay	246,257	122,197	46,344	68,203	8,513		
Reserve & National Guard Pay	36,198	59,813	20,460	15,925	0		
Retired Military Pay	283,181	88,305	56,664	136,212	0		
B. Prime Contracts Over \$25,000 - Total	1,436,736	391,022	713,434	71,025	263,195		
Supply Contracts	863,266	12,513	611,770	3,481	260,528		
R&D Contracts	2,390	991	1,292	507	100		
Service Contracts	286,846	137,205	80,181	66,893	2,567		
Construction Contracts	44,671	24,276	20,251	144	0		
Civil Function Contracts	241,063	241,063	0	0	0		
Major Locations of Expenditures	Expenditures			Military and Civilian Personnel			
	Total	Payroll Outlays	Prime Contracts	Total	Active Duty Military	Civilian	
New Orleans	\$942,307	\$183,914	\$656,343	Fort Polk	13,427	11,234	2,193
Fort Polk	942,307	260,462	63,373	Barksdale AFB	7,468	5,231	1,257
Bossier City	203,400	188,411	15,149	New Orleans	5,501	1,839	3,662
Lake Charles	189,521	12,243	167,277	England AFB	3,594	3,077	517
Baton Rouge	114,619	13,666	101,704	Belle Chasse	589	109	480
Louisiana AAF	111,136	0	111,136	Camp Beauregard	165	0	165
Shreveport	84,176	34,176	64,110	Shreveport	147	47	100
England AFB	68,215	72,792	6,423	Baton Rouge	127	80	47
Winnfield	62,139	0	62,139	Lake Charles	112	37	75
Chilmark	36,319	552	35,267	Monroe	76	21	55
Prime Contracts Over \$25,000 - Prior Fiscal Years	Total	Army	Navy & Marine Corps	Air Force	Other Defense Activities		
Fiscal Year 1987	\$1,686,391	\$444,364	\$645,253	\$336,390	\$274,773		
Fiscal Year 1986	1,427,656	344,264	521,306	66,455	515,766		
Fiscal Year 1985	2,178,291	431,134	1,296,142	40,429	300,954		
Top Five Contractors Receiving the Largest Dollar Amount of Prime Contract Awards in this State	Total Amount	Major Area of Work					
		Major Service or Description	Amount				
1. AVIATION INDUSTRIES INC.	\$554,747	"ARVN AND TANKER VESSEL"	\$156,414				
2. MCDONOUGH CORP.	174,494	REF. F. FUEL FACILITIES	106,805				
3. CALAHESS REFINING COMPANY	100,000	LIQUID FUELLANTS & FUEL, PETROLEUM BASE	92,717				
4. ARANCO PETROLEUM	78,122	LIQUID FUELLANTS & FUEL, PETROLEUM BASE	74,811				
5. HARRIS COMPANY INC.	47,140	MAINT. SERVICES & FLUIDS	47,140				
Total of Above	\$955,483	Total of Above					

Approved by: _____
 Director, Department of Defense
 Louisiana Department of Defense
 Bureau of Defense Reports

MAINE



Prepared By Washington Headquarters Services
Directorate for Information
Operations and Reports

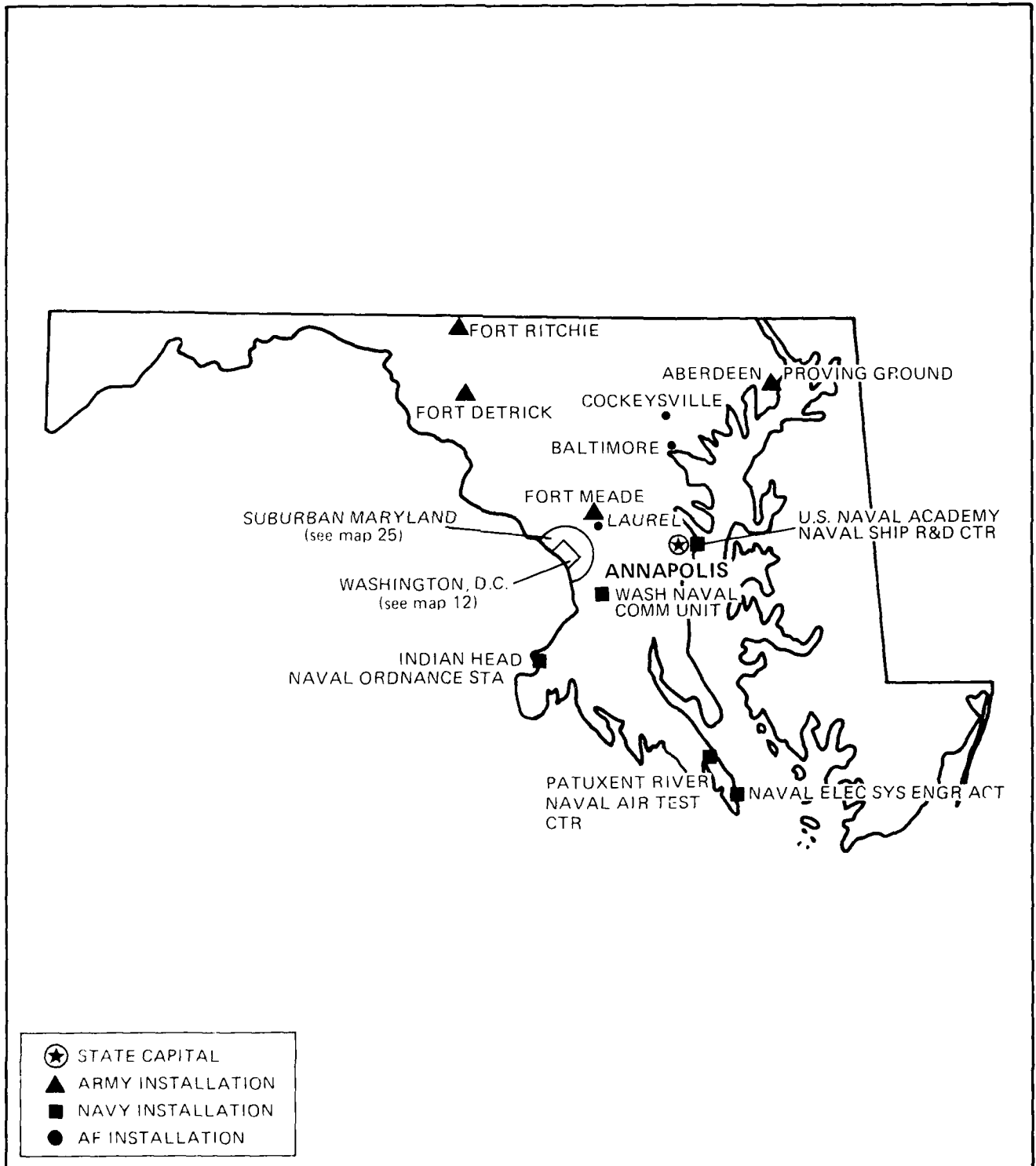
MAINE

FISCAL YEAR 1988

(DOLLARS IN THOUSANDS)

Prime Contract Expenditures		Total	Army	Navy & Marine Corps	Air Force	Other Defense Activities	
I. Personnel - Total		36,777	6,666	13,230	6,448	0	
Active Duty Military		8,800	100	1,000	3,700	0	
Civilian		10,713	325	1,443	638	0	
Reserve & National Guard		10,465	6,459	1,127	1,430	0	
II. Expenditures - Total		\$1,109,730	\$14,593	\$849,194	\$158,489	\$11,753	
A. Payroll Outlays - Total		531,851	54,447	406,407	174,726	2,281	
Active Duty Military Pay		181,100	4,055	89,159	68,806	0	
Civilian Pay		247,478	9,757	244,526	21,948	2,041	
Reserve & National Guard Pay		25,123	15,594	1,400	6,852	0	
Retired Military Pay		100,551	25,041	43,000	37,524	0	
B. Prime Contracts Over \$50,000 - Total		517,474	29,646	447,707	21,727	16,799	
Supply Contracts		420,325	12,913	396,416	7,575	15,519	
Fac. Contracts		9,297	1,828	732	5,076	1,661	
Service Contracts		73,663	5,413	67,694	8,937	1,619	
Construction Contracts		8,129	4,320	3,069	139	0	
Other Facilities Contracts		4,470	4,662	0	0	0	
Major Locations : Expenditures	Expenditures			Major Locations of Personnel	Military and Civilian Personnel		
	Total	Payroll Outlays	Prime Contracts		Total	Active Duty Military	Civilian
Bath	\$417,400	\$14,459	\$402,148	Bittery	9,517	0	4,812
Bowling Green	233,757	233,757	0	Dixing Air	2,983	3,487	0
Brunswick	44,584	81,556	11,426	Brunswick	1,588	1,134	442
Cadby Air	41,519	29,717	12,811	Bangor	523	141	342
Calais	27,326	1,326	25,399	Winter Harbor	414	345	0
Calais	17,800	17,800	2,456	Bath	355	28	327
Calais	14,719	14,719	4,246	Calais	238	129	109
Calais	11,746	1,176	10,570	Augusta	311	33	144
Calais Harbor	11,811	6,271	5,540	Dupont	103	84	15
Calais	11,116	447	9,739	Ashland	54	44	0
Prime Contracts Over \$50,000		Total	Army	Navy & Marine Corps	Air Force	Other Defense Activities	
Prime Contracts Over \$50,000		\$140,489	\$10,196	\$146,296	\$104,274	\$19,719	
Prime Contracts Over \$50,000		\$14,126	\$4,384	\$69,978	\$1,364	\$2,543	
Prime Contracts Over \$50,000		\$18,753	\$1,503	\$91,233	\$1,313	\$2,548	
Top Five Contractors Based on the Largest Dollar Amount of Prime Contracts		Total Amount	Major Area of Work				
			FOD or Service Code Description		Amount		
1. THE NAVAL AIR STATION, BATH, ME		\$140,489	SHIPREPAIR		\$107,753		
2. THE NAVAL AIR STATION, BATH, ME		17,147	FNS, THE NAVAL AIR STATION		11,740		
3. THE NAVAL AIR STATION, BATH, ME		11,487	FIELD MINUTE SYSTEMS		7,176		
4. THE NAVAL AIR STATION, BATH, ME		4,584	ANTENNA, WAVEGUIDE & RELATED EQUIPMENT		4,584		
5. THE NAVAL AIR STATION, BATH, ME		4,584	FNS, OVER 100 OF 100		4,584		
Total of Top Five		\$188,753	FNS, OVER 100 OF 100				

MARYLAND



Prepared By Washington Headquarters Services
Directorate for Information
Operations and Reports

MARYLAND

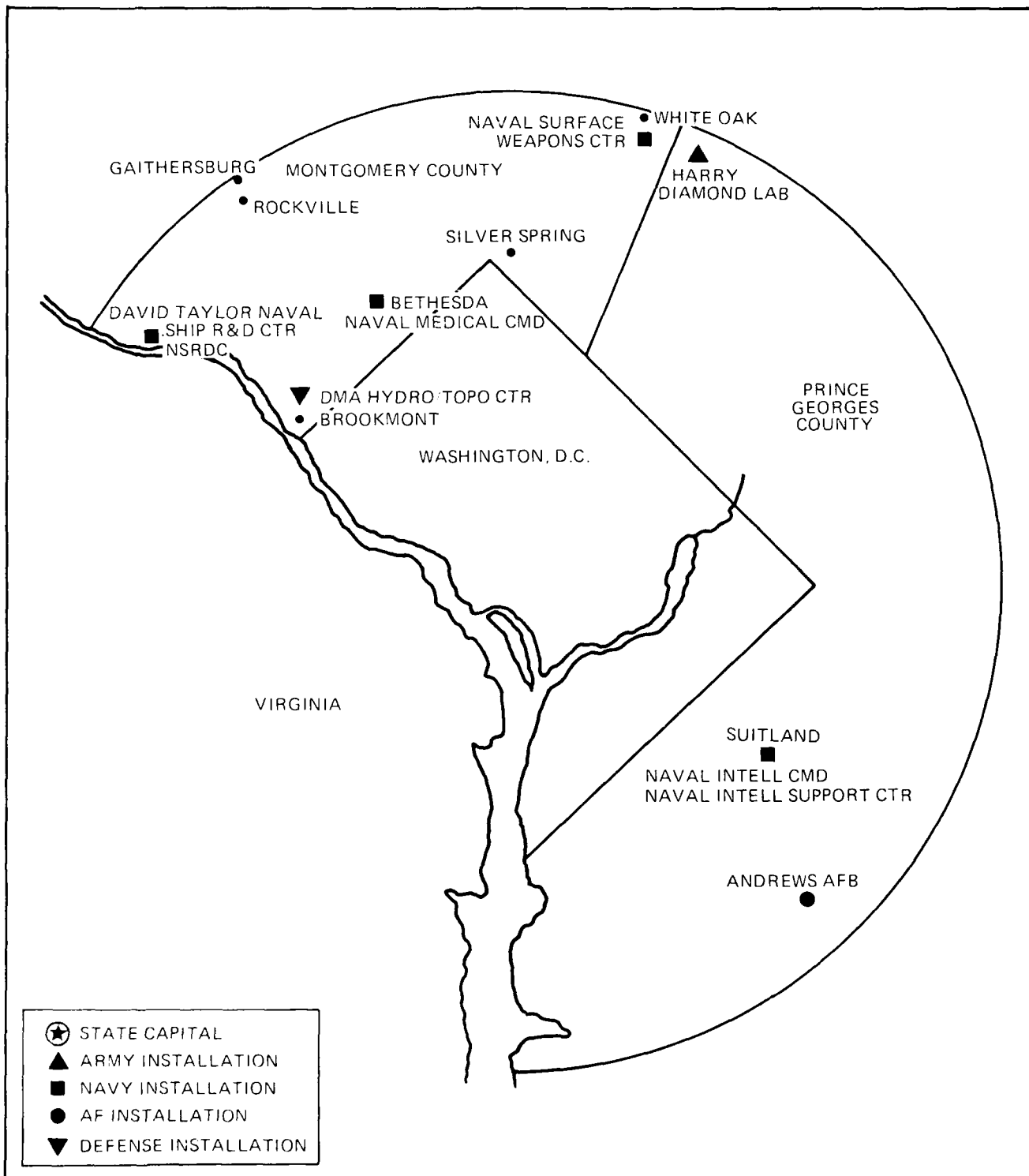
FISCAL YEAR 1988

(DOLLARS IN THOUSANDS)

Personnel/Expenditures		Total	Army	Navy & Marine Corps	Air Force	Other Defense Activities	
I. Personnel - Total		112,416	50,899	36,939	18,987	5,591	
Active Duty Military		34,326	10,454	15,207	8,665	0	
Civilian		42,047	16,777	16,381	3,298	5,591	
Reserve & National Guard		36,043	23,668	5,351	7,024	0	
II. Expenditures - Total		\$6,969,071	\$1,628,083	\$3,033,819	\$1,724,358	\$582,811	
A. Payroll Outlays - Total		2,698,082	1,028,100	1,032,946	457,699	179,337	
Active Duty Military Pay		789,411	295,970	299,054	194,387	0	
Civilian Pay		1,286,804	458,947	548,627	99,893	179,337	
Reserve & National Guard Pay		126,164	80,019	26,496	19,649	0	
Retired Military Pay		495,703	193,164	158,769	143,770	0	
B. Prime Contracts Over \$25,000 Total		4,270,989	599,983	2,000,873	1,266,659	403,474	
Supply Contracts		1,788,866	205,733	554,734	883,922	144,427	
R&D Contracts		831,220	94,610	579,182	117,938	39,490	
Service Contracts		1,492,717	216,665	792,678	264,074	219,300	
Construction Contracts		113,889	38,678	74,229	725	257	
Civil Function Contracts		44,297	44,297	0	0	0	
Major Locations of Expenditures	Expenditures			Major Locations of Personnel	Military and Civilian Personnel		
	Total	Payroll Outlays	Prime Contracts		Total	Active Duty Military	Civilian
Baltimore	\$963,896	\$69,156	\$894,740	Aberdeen Prov Grnd	11,756	3,834	7,922
Bethesda	429,220	210,970	218,250	Fort Meade	10,752	7,407	3,345
Aberdeen Prov Grnd	419,775	318,887	100,888	Andrews AFB	8,983	6,088	2,895
Rockville	405,763	14,422	391,341	Annapolis	8,750	5,944	2,806
Laurel	371,590	11,048	360,542	Bethesda	6,958	3,994	2,964
Silver Spring	331,765	24,307	307,458	Patuxent River NATC	5,866	2,690	3,176
Fort Meade	316,631	301,826	14,805	Indian Head	3,333	416	2,917
Cockeysville	313,857	2,087	311,770	Brookmont	2,828	25	2,803
Annapolis	300,332	184,739	115,593	Fort Detrick	2,309	998	1,311
Andrews AFB	295,241	240,837	54,404	Suitland	2,036	553	1,483
Prime Contracts Over \$25,000 (Prior Three Years)		Total	Army	Navy & Marine Corps	Air Force	Other Defense Activities	
Fiscal Year 1987		\$4,752,454	\$630,939	\$2,032,958	\$1,279,205	\$809,352	
Fiscal Year 1986		4,536,515	734,029	1,788,698	1,246,216	767,572	
Fiscal Year 1985		4,608,106	643,940	1,758,806	1,479,457	725,903	
Top Five Contractors Receiving the Largest Dollar Volume of Prime Contract Awards in this State		Total Amount	Major Area of Work				
			FSC or Service Code Description		Amount		
1. WESTINGHOUSE ELECTRIC CORP		\$853,720	RADAR EQUIPMENT, AIRBORNE		\$324,923		
2. JOHNS HOPKINS UNIVERSITY		354,830	RDTE/WEAPONS - ENGINEERING DEVELOPMENT		329,457		
3. PENN CENTRAL CORPORATION		220,673	A&E/A&E PRODUCTION ENGINEERING SERVICES		41,900		
4. CONTEL CORP		197,046	TELEPHONE AND/OR COMMUNICATIONS SERVICES		73,859		
5. MARTIN MARIETTA CORPORATION		185,024	LAUNCHERS, GUIDED MISSILE		105,716		
Total of Above		\$1,811,293	(42.4% of total awards over \$25,000)				

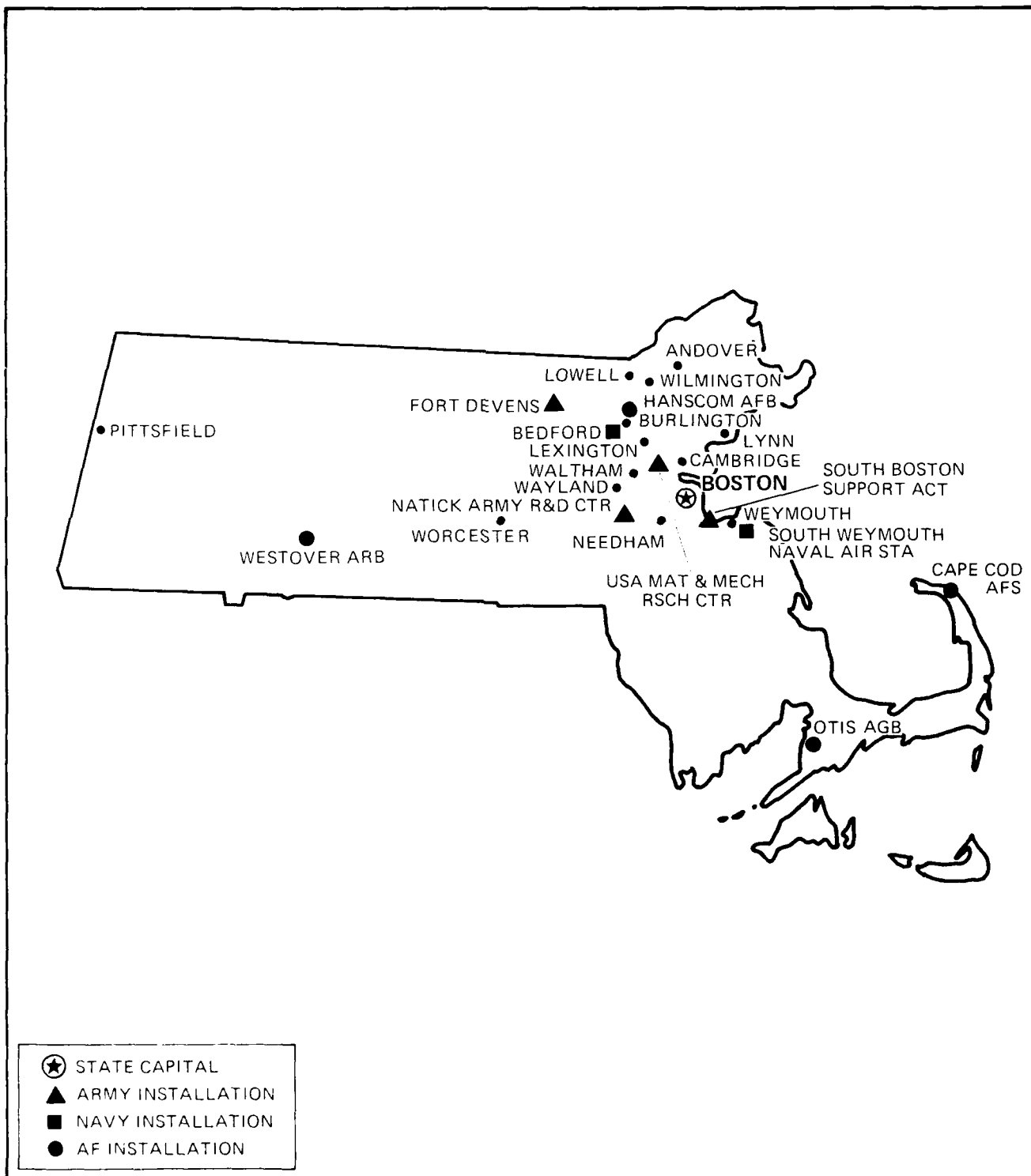
Prepared by: Washington Headquarters Services
Directorate for Information
Operations and Reports

SUBURBAN MARYLAND



Prepared By: Washington Headquarters Services
Directorate for Information
Operations and Reports

MASSACHUSETTS



Prepared By Washington Headquarters Services
Directorate for Information
Operations and Reports

MASSACHUSETTS

FISCAL YEAR 1988

(DOLLARS IN THOUSANDS)

Personnel/Expenditures		Total	Army	Navy & Marine Corps	Air Force	Other Defense Activities
I. Personnel - Total		59,807	32,808	10,022	13,408	1,769
Active Duty Military		8,735	4,824	1,203	2,692	0
Civilian		11,749	4,954	968	4,043	1,769
Reserve & National Guard		39,323	24,030	8,651	6,013	0
II. Expenditures - Total		\$9,217,734	\$2,566,789	\$2,621,916	\$2,758,486	\$280,543
A. Payroll Outlays - Total		1,005,585	416,948	161,561	375,000	52,076
Active Duty Military Pay		216,739	118,177	32,403	66,159	0
Civilian Pay		434,561	138,050	29,873	214,842	52,076
Reserve & National Guard Pay		131,254	83,531	28,099	19,524	0
Retired Military Pay		222,711	77,090	71,186	74,435	0
B. Prime Contracts Over \$25,000 - Total		7,212,149	2,149,841	2,460,355	2,393,486	208,467
Supply Contracts		3,892,628	1,522,737	1,355,677	879,219	135,935
R&D Contracts		2,285,382	257,999	660,634	1,298,967	67,722
Service Contracts		967,354	315,040	442,905	204,659	4,750
Construction Contracts		42,018	30,298	1,079	10,641	0
Civil Function Contracts		23,767	23,767	0	0	0

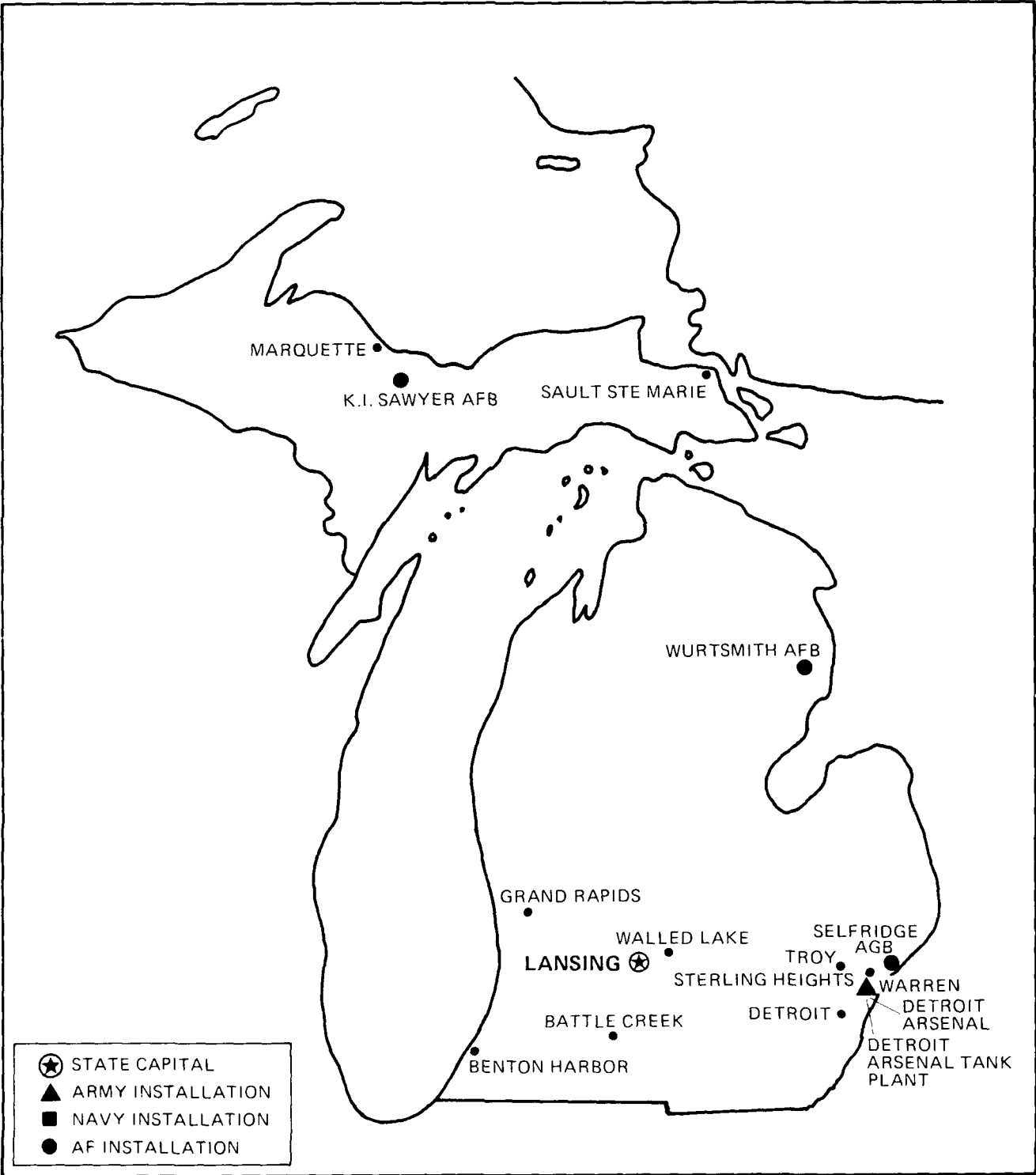
Major Locations of Expenditures	Expenditures			Major Locations of Personnel	Military and Civilian Personnel		
	Total	Payroll Outlays	Prime Contracts		Total	Active Duty Military	Civilian
Andover	\$993,912	\$2,791	\$990,121	Fort Devens	6,392	4,711	1,681
Lynn	774,453	392	765,461	L. G. Hanscom AFB	4,325	2,198	2,137
Dorset	658,264	4,235	654,029	Boston	2,275	830	1,445
Bedford	609,831	0	609,831	Natick	1,521	161	1,340
Wayland	516,636	1,739	513,897	Westover AFB	917	13	904
Lexington	423,173	0	423,173	Waltham	652	13	639
Pittsfield	413,977	6,966	407,011	Watertown	625	3	622
Cambridge	344,793	7,603	337,190	Burlington	559	9	550
Sudbury	291,273	0	291,278	Weymouth	497	281	216
Wilmington	281,434	3,107	278,327	Otis Air Force Base	369	0	369

Prime Contracts Over \$25,000 - Prior Three Years	Total	Army	Navy & Marine Corps	Air Force	Other Defense Activities
Fiscal Year 1987	\$8,685,102	\$3,391,500	\$2,680,314	\$2,254,497	\$348,291
Fiscal Year 1986	8,734,860	3,547,517	2,655,325	2,185,300	426,818
Fiscal Year 1985	7,713,546	2,362,986	2,859,208	2,182,677	308,675

Top Five Contractors Receiving the Largest Dollar Volume of Prime Contract Awards in this State	Total Amount	Major Area of Work	
		FSC or Service Code Description	Amount
1. BAYTECH COMPANY	\$2,993,710	GUIDED MISSILE SYSTEMS, COMPLETE	\$869,300
2. GENERAL ELECTRIC COMPANY	1,294,013	GAS TURBINES AND JET ENGINES, ACFT & COMPS	637,117
3. MASSACHUSETTS INST OF TECHNOLOGY	407,852	ROTE/OTHER RESEARCH & DEVELOPMENT-ADV DEV	367,337
4. MILRE CORPORATION	342,187	ROTE/OTHER RESEARCH & DEVELOPMENT ENGR DEV	342,187
5. STE CORPORATION	339,701	MISCELLANEOUS COMMUNICATION EQUIPMENT	113,841
Total of Above	\$5,377,463	(74.4% of total awards over \$25,000)	

Prepared by: Washington Headquarters Services
Direct rate for information
periods and reports

MICHIGAN



Prepared By Washington Headquarters Services
Directorate for Information
Operations and Reports

MICHIGAN

FISCAL YEAR 1988

(DOLLARS IN THOUSANDS)

Personnel/Expenditures	Total	Army	Navy & Marine Corps	Air Force	Other Defense Activities
I. Personnel - Total	69,383	40,961	10,891	15,541	1,990
Active Duty Military	8,929	1,128	650	7,151	0
Civilian	11,886	7,549	92	2,255	1,990
Reserve & National Guard	48,568	32,284	10,149	6,135	0
II. Expenditures - Total	\$2,101,732	\$925,784	\$335,010	\$617,805	\$223,133
A. Payroll Outlays - Total	831,278	392,221	87,357	286,824	64,876
Active Duty Military Pay	177,981	33,936	13,547	130,498	0
Civilian Pay	358,446	226,761	2,302	64,507	64,876
Reserve & National Guard Pay	99,522	60,769	20,848	17,905	0
Retired Military Pay	195,329	70,755	50,660	73,914	0
B. Prime Contracts Over \$25,000 Total	1,270,454	533,563	247,653	330,981	158,257
Supply Contracts	916,805	384,565	210,795	174,168	147,277
R&D Contracts	123,749	67,972	11,776	41,880	2,121
Service Contracts	191,627	48,023	20,554	114,191	8,859
Construction Contracts	14,855	9,585	4,528	742	0
Civil Function Contracts	23,418	23,418	0	0	0

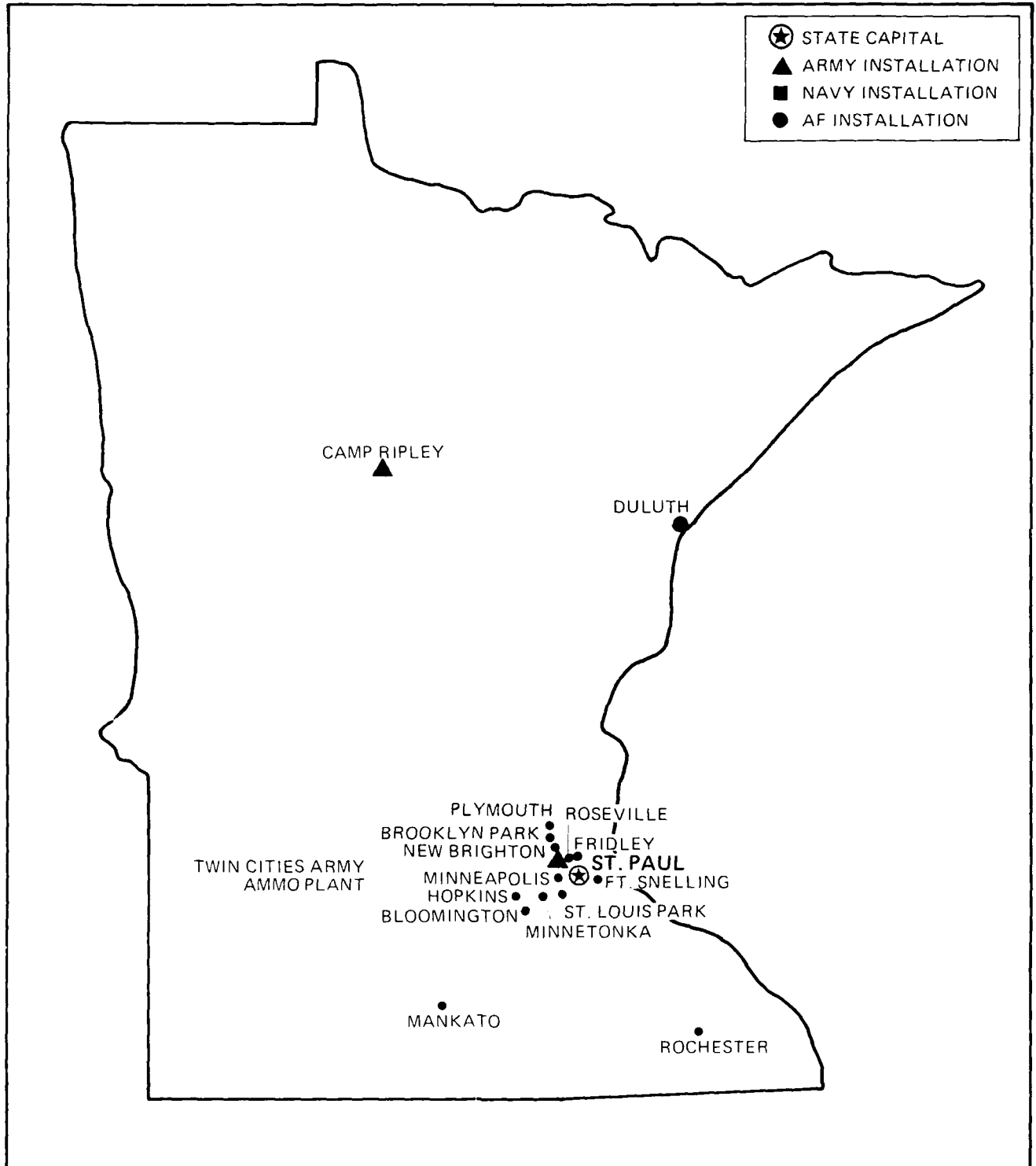
Major Locations of Expenditures	Expenditures			Major Locations of Personnel	Military and Civilian Personnel		
	Total	Payroll Outlays	Prime Contracts		Total	Active Duty Military	Civilian
Warren	\$280,235	\$169,987	\$110,248	Warren	5,515	98	5,417
Grand Rapids	150,649	9,680	140,969	K. I. Sawyer AFB	3,960	3,518	442
St. Joseph	111,465	872	110,593	Wurtsmith AFB	3,730	3,333	397
Benton Harbor	99,013	572	98,441	Battle Creek	2,027	47	1,980
Detroit	97,183	58,068	39,115	Detroit	1,678	928	750
Sterling Heights	87,452	12,605	74,847	Selfridge ANGB	1,284	260	1,024
Walled Lake	87,067	1,235	85,832	Lansing	714	347	367
K. I. Sawyer AFB	85,925	75,085	10,840	Sterling Heights	295	0	295
Wurtsmith AFB	79,500	69,846	9,654	Sault Ste. Marie	183	0	183
Battle Creek	75,897	58,537	17,360	Grayling	132	0	132

Prime Contracts Over \$25,000 (Prior Three Years)	Total	Army	Navy & Marine Corps	Air Force	Other Defense Activities
Fiscal Year 1987	\$1,865,981	\$993,281	\$334,849	\$348,156	\$189,695
Fiscal Year 1986	2,353,102	1,651,278	254,839	280,007	166,978
Fiscal Year 1985	2,789,002	2,072,835	236,284	325,848	154,035

Top Five Contractors Receiving the Largest Dollar Volume of Prime Contract Awards in this State	Total Amount	Major Area of Work	
		FSC or Service Code Description	Amount
1. ZENITH ELECTRONICS CORPORATION	\$204,103	ADPE CONFIGURATION	\$186,679
2. GENERAL DYNAMICS CORPORATION	124,881	COMBAT ASSAULT & TACTICAL VEH, TRACKED	57,822
3. FLEETMANN LITTLE & CO	93,167	MODIFICATION OF EQ/AIRCRAFT COMPONENTS	44,225
4. WILLIAMS INTERNATIONAL CORP	84,777	GUIDED MISSILE COMPONENTS	66,822
5. TEXTEON INC	47,573	ENGINE FUEL SYSTEM COMPONENTS, AIRCRAFT	13,556
Total of Above	\$559,441	(44.0% of total awards over \$25,000)	

Prepared by: Washington Headquarters Services
Directorate for Information
Operations and Reports

MINNESOTA



Prepared By: Washington Headquarters Services
Directorate for Information
Operations and Reports

MINNESOTA

FISCAL YEAR 1988

(DOLLARS IN THOUSANDS)

Personnel/Expenditures		Total	Army	Navy & Marine Corps	Air Force	Other Defense Activities
I. Personnel - Total		36,777	25,853	4,925	5,538	461
Active Duty Military		928	463	345	120	0
Civilian		2,989	1,523	126	879	461
Reserve & National Guard		32,860	23,867	4,454	4,539	0
II. Expenditures - Total		\$2,395,222	\$980,920	\$1,040,706	\$241,440	\$132,156
A. Payroll Outlays - Total		312,463	153,091	57,323	88,545	13,504
Active Duty Military Pay		24,337	14,069	7,308	2,960	0
Civilian Pay		84,975	41,683	3,851	25,937	13,504
Reserve & National Guard Pay		86,932	57,335	11,659	17,938	0
Retired Military Pay		116,219	40,004	34,505	41,710	0
B. Prime Contracts Over \$25,000 Total		2,082,759	827,829	983,383	152,895	118,652
Supply Contracts		1,591,925	678,456	759,535	41,024	112,910
R&D Contracts		293,740	103,801	137,603	51,710	626
Service Contracts		169,166	17,875	86,014	60,161	5,116
Construction Contracts		3,149	2,918	231	0	0
Civil Function Contracts		24,779	24,779	0	0	0

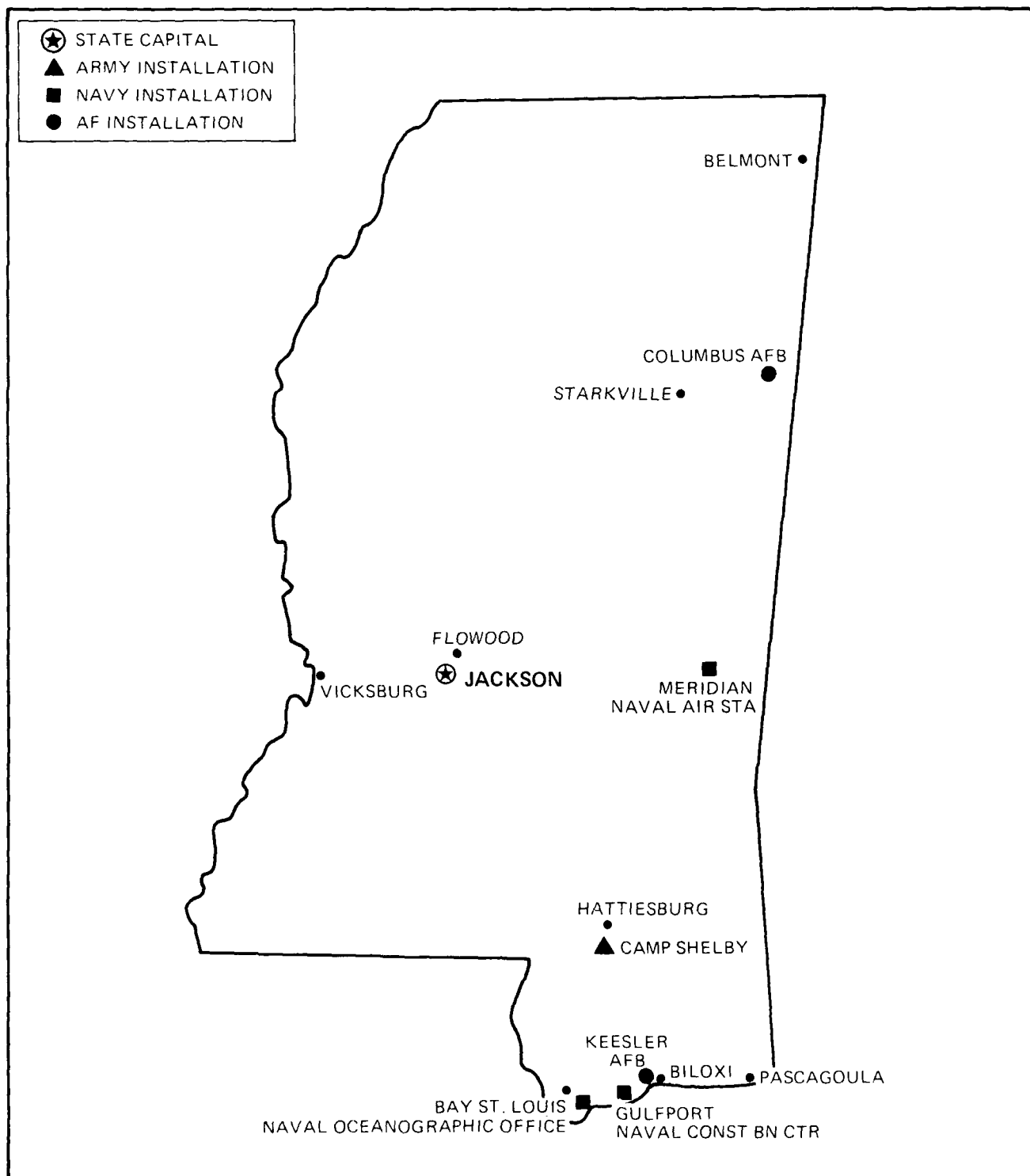
Major Locations of Expenditures	Expenditures			Major Locations of Personnel	Military and Civilian Personnel		
	Total	Payroll Outlays	Prime Contracts		Total	Active Duty Military	Civilian
Minneapolis	\$674,257	\$52,472	\$621,785	Minneapolis	1,128	427	701
St. Paul	443,029	56,205	386,824	St. Paul	1,064	45	1,019
Brooklyn Park	348,229	1,440	346,789	Ft. Snelling Mil Res	475	364	111
New Brighton	229,484	3,460	226,024	Duluth	333	12	321
Hopkins	178,560	2,577	175,983	Camp Ripley	318	0	318
Minnetonka	93,868	513	93,355	Fridley	90	2	88
Twin Cities AAP	54,870	0	54,870	New Brighton	60	0	60
Duluth	38,398	20,672	17,726	Mankato	26	13	13
Plymouth	23,849	42	23,807	Rochester	25	8	17
Burnsville	17,349	2,276	15,073	Bloomington	24	1	23

Prime Contracts Over \$25,000 (Prior Three Years)	Total	Army	Navy & Marine Corps	Air Force	Other Defense Activities
Fiscal Year 1987	\$2,426,194	\$667,690	\$1,248,578	\$320,241	\$189,685
Fiscal Year 1986	2,354,596	616,050	1,140,389	488,893	109,264
Fiscal Year 1985	2,297,918	731,490	1,218,603	260,467	87,358

Top Five Contractors Receiving the Largest Dollar Volume of Prime Contract Awards in this State	Total Amount	Major Area of Work	
		FSC or Service Code Description	Amount
1. HONEYWELL INC	\$974,670	AMMUNITION, 75 MM THROUGH 125 MM	\$316,795
2. UNISYS CORPORATION	304,230	ELECTRONIC MODULES	99,312
3. EMC CORPORATION	285,543	LAUNCHERS, GUIDED MISSILE	169,294
4. CONTROL DATA CORPORATION	209,157	MISCELLANEOUS COMMUNICATION EQUIPMENT	83,386
5. NSA INC	50,233	AIR CHARTER FOR PERSONS	25,984
Total of Above	\$1,823,833	(87.6% of total awards over \$25,000)	

Prepared by: Washington Headquarters Services
Directorate for Information
Operations and Reports

MISSISSIPPI



Prepared By: Washington Headquarters Services
Directorate for Information
Operations and Reports

MISSISSIPPI

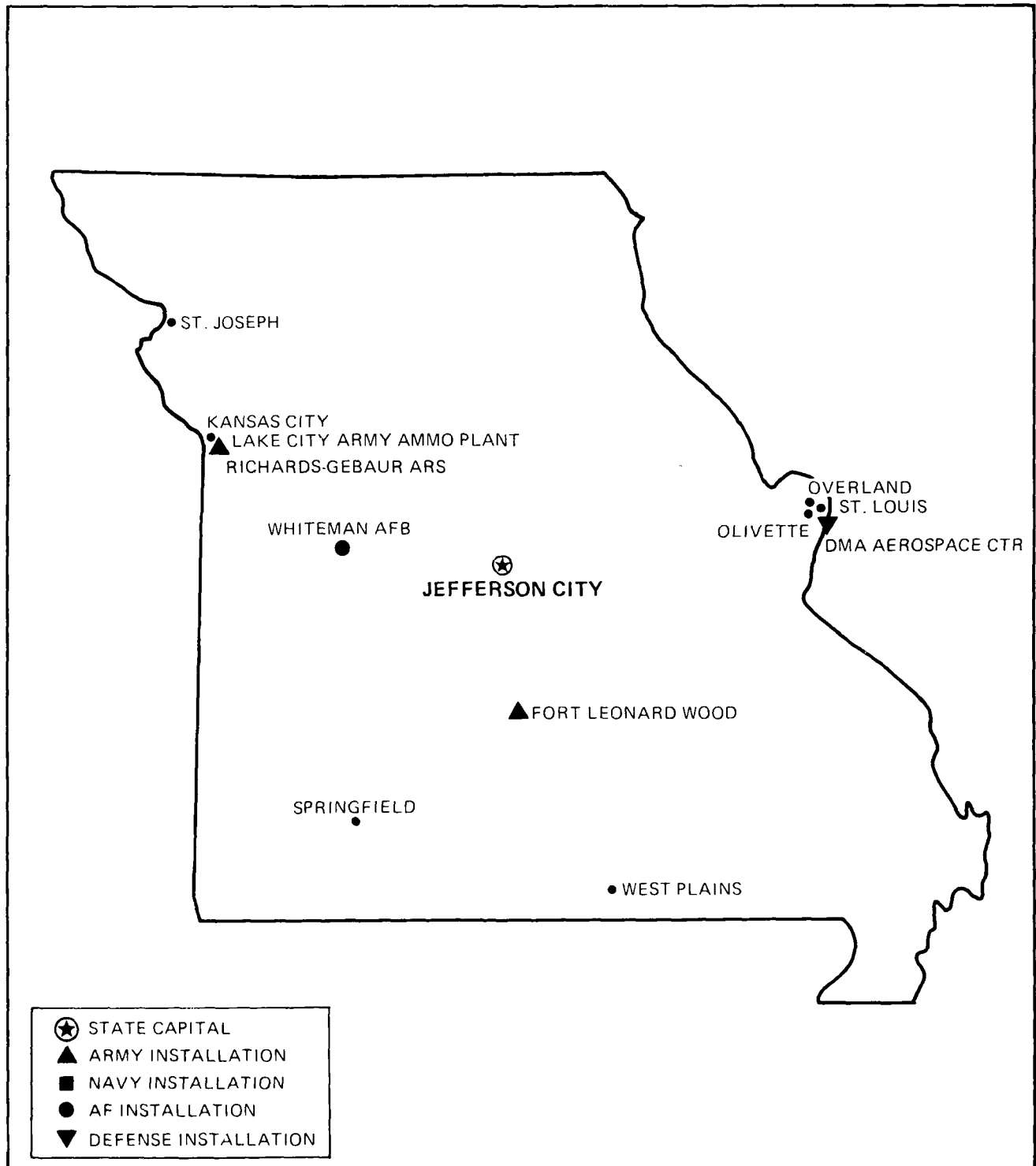
FISCAL YEAR 1988

(DOLLARS IN THOUSANDS)

Personnel/Expenditures		Total	Army	Navy & Marine Corps	Air Force	Other Defense Activities	
I. Personnel - Total		51,673	25,536	8,216	17,739	182	
Active Duty Military		14,382	509	3,523	10,350	0	
Civilian		11,053	4,945	2,921	3,005	182	
Reserve & National Guard		26,238	20,082	1,772	4,384	0	
II. Expenditures - Total		\$3,423,911	\$507,168	\$2,260,093	\$488,399	\$168,251	
A. Payroll Outlays - Total		1,001,930	279,123	312,744	404,902	5,161	
Active Duty Military Pay		391,775	20,820	164,316	206,639	0	
Civilian Pay		316,645	143,652	89,022	78,810	5,161	
Reserve & National Guard Pay		78,152	57,892	3,764	16,496	0	
Retired Military Pay		215,358	56,759	55,642	102,957	0	
B. Prime Contracts Over \$25,000 Total		2,421,981	228,045	1,947,349	83,497	163,090	
Supply Contracts		1,857,309	16,144	1,693,907	18,608	160,938	
R&D Contracts		6,715	1,519	4,851	165	180	
Service Contracts		394,902	131,280	197,911	63,739	1,972	
Construction Contracts		69,770	18,105	50,680	985	0	
Civil Function Contracts		93,285	93,285	0	0	0	
Major Locations of Expenditures	Expenditures			Major Locations of Personnel	Military and Civilian Personnel		
	Total	Payroll Outlays	Prime Contracts		Total	Active Duty Military	Civilian
Pascagoula	\$2,012,686	\$53,381	\$1,959,305	Keesler AFB	10,569	8,457	2,112
Biloxi	284,575	245,967	38,608	Vicksburg	3,228	27	3,201
Jackson	161,517	32,655	128,862	Meridian	3,145	2,484	661
Vicksburg	151,957	103,504	48,453	Columbus AFB	2,263	1,873	390
Gulfport	148,565	126,220	22,345	Gulfport	1,715	848	867
Columbus AFB	87,913	62,445	25,468	Bay St. Louis	1,560	83	1,477
Meridian	84,054	75,196	8,858	Pascagoula	551	73	478
Picayune	69,576	2,356	67,220	Camp Shelby	512	222	290
Bay St. Louis	62,241	56,818	5,423	Jackson	465	201	264
Corinth	22,151	1,721	20,430	Flowood	343	0	343
Prime Contracts Over \$25,000 (Prior Three Years)		Total	Army	Navy & Marine Corps	Air Force	Other Defense Activities	
Fiscal Year 1987		\$1,473,722	\$389,245	\$884,419	\$76,646	\$123,412	
Fiscal Year 1986		1,633,739	162,268	1,219,749	78,236	173,486	
Fiscal Year 1985		1,309,653	251,725	698,864	66,112	292,952	
Top Five Contractors Receiving the Largest Dollar Volume of Prime Contract Awards in this State		Total Amount	Major Area of Work				
			FSC or Service Code Description			Amount	
1. LITTON INDUSTRIES INC		\$1,825,192	CRUISERS			\$854,459	
2. PAYTHEON COMPANY		94,710	MAINT-REPAIR OF EQ/MISCELLANEOUS EQUIP			83,149	
3. CHEVRON CORPORATION		92,963	FUEL OILS			92,963	
4. MASON COMPANY THE DE		65,995	OPER OF GOVT FAC/AMMUNITION FACILITIES			65,995	
5. MORRISON KNUDSEN CORPORATION		33,014	CONSTRUCTION/ALL OTHER NON-BLDG FAC			33,014	
Total of Above		\$2,111,874	(87.2% of total awards over \$25,000)				

Prepared by: Washington Headquarters Services
Directorate for Information
Operations and Reports

MISSOURI



Prepared By Washington Headquarters Services
Directorate for Information
Operations and Reports

MISSOURI

FISCAL YEAR 1988

(DOLLARS IN THOUSANDS)

Personnel Expenditures	Total	Army	Navy & Marine Corps	Air Force	Other Defense Activities
I. Personnel - Total	74,601	43,192	12,874	10,233	4,532
Active Duty Military	18,036	11,034	350	3,352	0
Civilian	20,193	10,732	1,433	1,336	4,532
Reserve & National Guard	41,272	21,426	11,091	5,475	0
II. Expenditures - Total	\$9,444,444	\$1,334,135	\$3,342,184	\$1,636,574	\$974,711
A. Payroll Outlays - Total	1,334,135	656,630	154,303	224,152	142,555
Active Duty Military Pay	343,271	262,317	18,295	62,659	0
Civilian Pay	643,741	265,116	27,290	35,840	142,555
Reserve & National Guard Pay	123,123	117,359	33,457	17,343	0
Retired Military Pay	120,477	111,544	70,157	15,756	0
B. Prime Contracts Over \$25,000 - Total	8,310,309	767,116	3,172,880	1,474,520	92,205
Supply Contracts	4,635,355	276,755	2,909,402	1,263,202	79,665
PMI Contracts	246,947	73,555	32,121	139,870	0
Service Contracts	533,173	244,619	230,872	55,261	12,418
Construction Contracts	76,357	75,554	465	187	121
Civil Function Contracts	56,372	55,372	0	0	0

Major Locations of Expenditures	Expenditures			Major Locations of Personnel	Military and Civilian Personnel		
	Total	Payroll Outlays	Prime Contracts		Total	Active Duty Military	Civilian
St. Louis	\$5,103,083	\$442,699	\$4,665,184	St. Louis	12,826	1,204	11,622
Fort Leonard Wood	350,095	293,505	56,590	Fort Leonard Wood	11,888	9,944	1,944
Winona City	153,297	112,533	150,764	Whiteman AFB	3,615	3,106	509
Wheeler AFB	141,102	0	141,102	Kansas City	2,649	684	1,965
St. Charles	156,395	6,304	150,092	Overland	1,664	1	1,683
Whiteman AFB	126,744	69,306	67,438	Jefferson City	388	47	341
Liberty	38,753	30,957	7,796	Richards-Gebaur AFB	356	2	354
Over Plains	27,172	1,873	35,299	St. Ann	306	0	306
Overland	32,416	32,416	0	St. Joseph	212	10	202
Springfield	27,336	25,693	1,713	Springfield	181	33	148

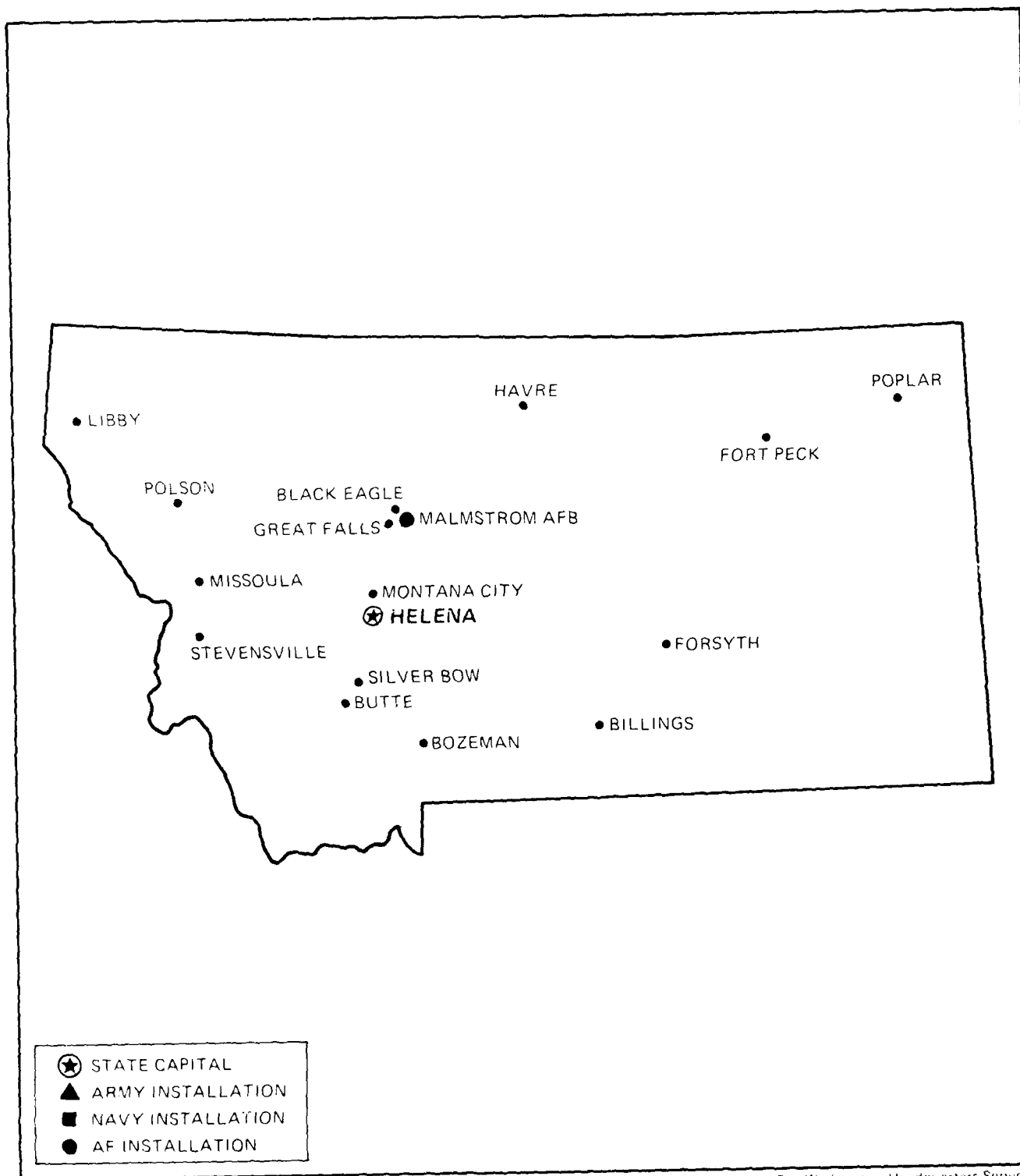
Prime Contracts Over \$25,000 - Fiscal Year	Total	Army	Navy & Marine Corps	Air Force	Other Defense Activities
Fiscal Year 1987	\$5,435,597	\$741,253	\$3,588,138	\$1,558,077	\$109,059
Fiscal Year 1986	5,547,521	552,051	3,577,155	1,136,173	132,186
Fiscal Year 1985	7,512,713	687,551	4,735,420	2,062,785	126,957

Top Five Contractors Receiving the Largest Dollar Volume of Prime Contract Awards in this State	Total Amount	Major Area of Work	
		FSC or Service Code Description	Amount
1. MCCONNELL DONOR CORPORATION	\$4,402,668	AIRCRAFT FIXED WING	\$3,085,307
2. LINN CORPORATION	180,877	OPER OF GOVT FAC/AMMUNITION FACILITIES	180,877
3. EMERSON ELECTRIC CO	150,847	COMBAT ASSAULT & TACTICAL VEH, TRACKED	34,739
4. GIBBY CORPORATION	103,421	GENERATORS AND GENERATOR SETS, ELECTRICAL	80,503
5. ENGINEERING OFFICE SYSTEMS	57,132	SPACE HEATING BU & DOMESTIC WATER HEATERS	16,287
Total of Above	\$4,402,668	(69.0% of total awards over \$25,000)	

Prepared by: Washington Headquarters Services
Direct rate for information
operations and reports

MAP NO. 31

MONTANA



Prepared By Washington Headquarters Services
Directorate for Information
Operations and Reports

MONTANA

FISCAL YEAR 1988

(DOLLARS IN THOUSANDS)

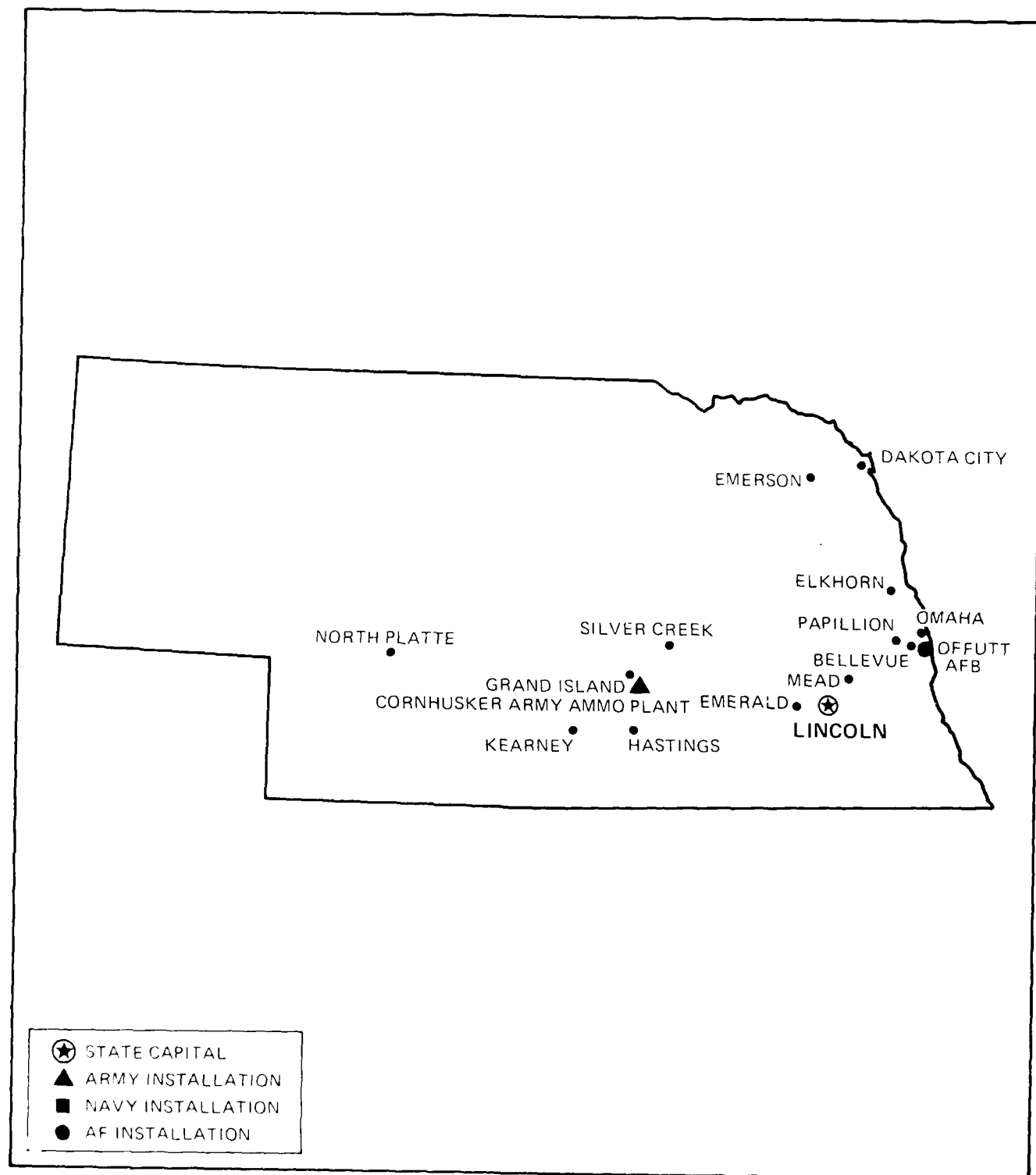
Personnel Expenditures	Total	Army	Navy & Marine Corps	Air Force	Other Defense Activities
I. Personnel - Total	19,360	6,860	1,038	6,402	19
Active Duty Military	4,210	35	13	4,155	0
Civilian	1,301	474	2	557	19
Federal & National Guard	7,769	6,410	1,077	1,279	0
II. Expenditures - Total	\$244,339	\$63,237	\$17,483	\$165,910	\$9,409
A. Payroll Outlays - Total	205,928	41,105	15,323	148,416	482
Active Duty Military Pay	71,568	1,076	446	70,046	0
Civilian Pay	59,238	12,103	64	46,999	482
Federal & National Guard Pay	32,209	14,549	3,410	8,237	0
Retired Military Pay	53,921	13,399	12,194	27,534	0
B. Prime Contracts (over \$100,000) - Total	80,113	52,132	1,560	17,494	8,927
Supply Contracts	27,307	15,757	1,208	1,342	8,870
R&D Contracts	283	10	293	0	0
Service Contracts	27,373	12,761	69	15,556	57
Construction Contracts	22,353	22,353	0	0	0
Civil Function Contracts	1,091	1,091	0	0	0

Major Operations & Expenditures	Expenditures			Major Locations of Personnel	Military and Civilian Personnel		
	Total	Payroll Outlays	Prime Contracts		Total	Active Duty Military	Civilian
Malheur AFB	\$145,455	\$47,577	\$49,142	Malheur AFB	4,821	3,379	543
Great Falls	4,758	14,567	0	Great Falls	114	5	104
Helena	12,187	12,470	0	Helena	257	0	154
Billings	7,951	7,801	124	Billings	73	65	4
Bozeman	7,250	0	7,191	Bozeman	65	60	5
Missoula	0	5,471	14	Missoula	44	40	4
Butte	4,111	417	0	Butte	44	0	44
Great Falls	6,411	148	6,263	Billings	37	12	20
Helena	4,758	417	4,111	Libby	30	0	30
Bozeman	4,435	4,124	0	Bozeman	31	18	14

Prime Contracts (over \$100,000) - Total	Total	Army	Navy & Marine Corps	Air Force	Other Defense Activities
Fiscal Year 1987	\$43,444	\$41,264	\$241	\$1,939	\$1,000
Fiscal Year 1988	\$80,113	\$52,132	\$1,560	\$17,494	\$8,927
Fiscal Year 1989	\$111,499	\$41,844	\$1,461	\$27,155	\$41,039

Top Five Contractors (including the largest) - Total	Total Amount	Major Areas of Work	
		Prime Service & Description	Amount
HANCOCK & COMPANY	\$11,145	CONSTRUCTION OF HOSPITALS AND INFIRMARIES	\$11,145
HANCOCK & COMPANY	\$1,145	CONSTRUCTION OF HOSPITALS AND INFIRMARIES	\$1,145
HANCOCK & COMPANY	\$1,145	CONSTRUCTION OF HOSPITALS AND INFIRMARIES	\$1,145
HANCOCK & COMPANY	\$1,145	CONSTRUCTION OF HOSPITALS AND INFIRMARIES	\$1,145
HANCOCK & COMPANY	\$1,145	CONSTRUCTION OF HOSPITALS AND INFIRMARIES	\$1,145
Total	\$43,444	Total	\$43,444

NEBRASKA



Prepared By: Washington Headquarters Services
Directorate for Information
Operations and Reports

NEBRASKA

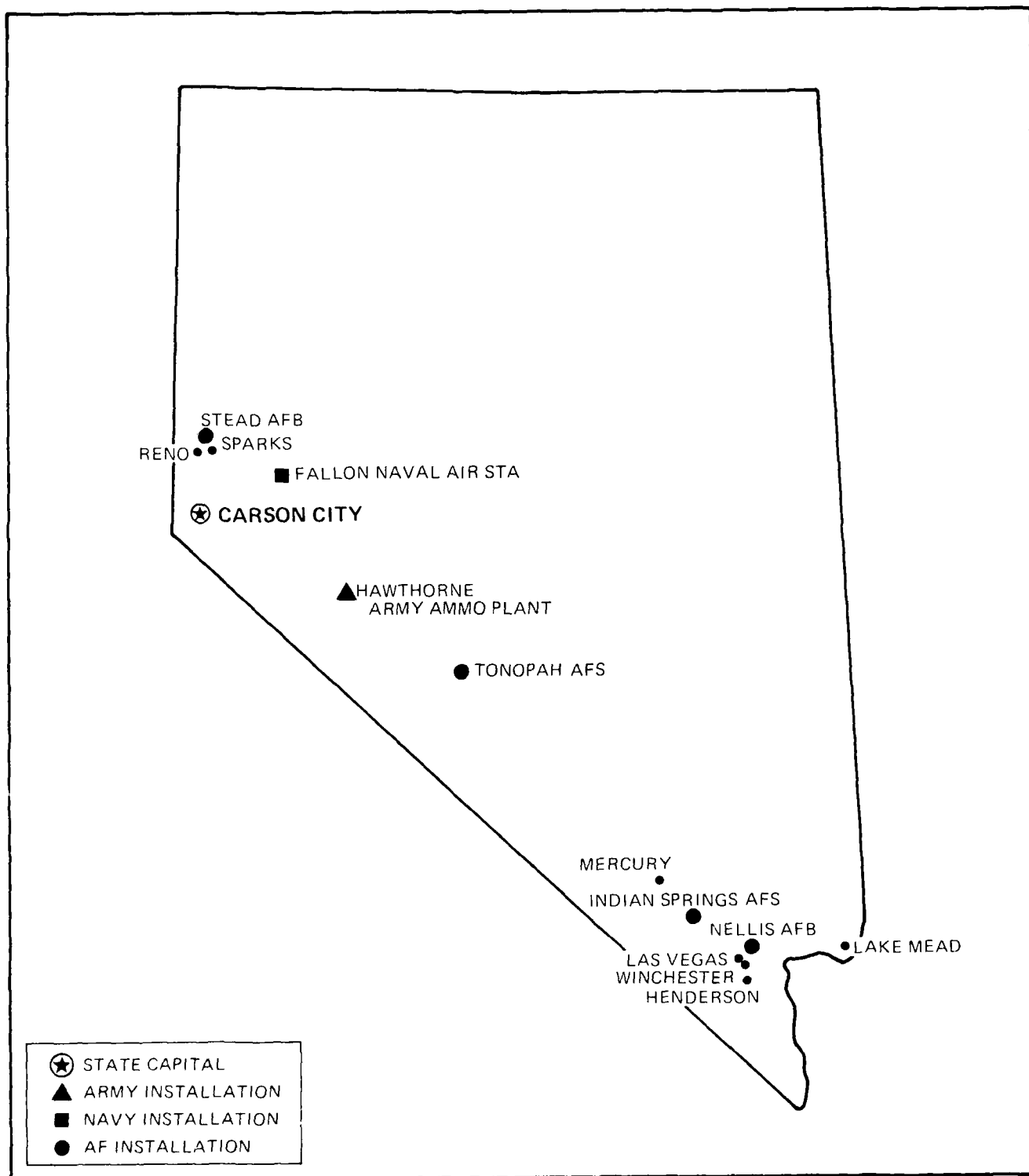
FISCAL YEAR 1988

(DOLLARS IN THOUSANDS)

Personnel/Expenditures	Total	Army	Navy & Marine Corps	Air Force	Other Defense Activities		
I. Personnel - Total	30,004	11,172	2,186	16,596	50		
Active Duty Military	13,129	289	343	12,497	0		
Civilian	3,960	1,857	16	2,037	50		
Reserve & National Guard	12,915	9,026	1,827	2,062	0		
II. Expenditures - Total	\$824,644	\$168,173	\$36,068	\$554,340	\$66,063		
A. Payroll Outlays - Total	566,095	109,441	29,103	426,001	1,551		
Active Duty Military Pay	305,439	13,014	7,977	284,448	0		
Civilian Pay	112,166	54,814	302	55,499	1,551		
Reserve & National Guard Pay	33,818	22,833	4,600	6,385	0		
Retired Military Pay	114,673	18,780	16,224	79,669	0		
B. Prime Contracts Over \$25,000 Total	258,548	58,732	6,965	128,339	64,512		
Supply Contracts	130,699	23,200	5,763	41,239	60,497		
P&C Contracts	5,517	360	342	1,679	3,136		
Service Contracts	109,933	23,025	860	85,169	879		
Construction Contracts	6,154	5,902	0	252	0		
Civil Function Contracts	6,245	6,245	0	0	0		
Major Locations of Expenditures	Expenditures			Major Locations of Personnel	Military and Civilian Personnel		
	Total	Payroll Outlays	Prime Contracts		Total	Active Duty Military	Civilian
Offutt AFB	\$431,642	\$333,735	\$97,907	Offutt AFB	14,216	12,406	1,810
Omaha	197,222	109,726	77,496	Omaha	2,016	513	1,503
Lincoln	56,286	28,059	28,167	Lincoln	556	56	500
Bellevue	52,448	27,138	26,357	Elkhorn	65	60	5
Douglas Army Ammu	13,525	0	13,525	Hastings	51	35	16
Emerald	12,087	12,087	0	Silver Creek	35	35	0
Capitollon	4,609	4,609	0	Kearney	24	8	16
Emerson	4,396	68	4,328	Mead	17	0	17
Hastings	3,648	2,738	1,210	Republican City	14	0	14
North Platte	2,817	1,726	1,091	Bellevue	12	12	0
Prime Contracts Over \$25,000 (Prior Three Years)	Total		Army	Navy & Marine Corps	Air Force	Other Defense Activities	
Fiscal Year 1987	\$256,702		\$58,255	\$10,894	\$122,982	\$64,571	
Fiscal Year 1986	225,535		64,376	1,622	100,206	59,391	
Fiscal Year 1985	193,460		74,194	2,115	75,793	41,362	
Top Five Contractors Receiving the Largest Dollar Volume of Prime Contract Awards in this State	Total Amount	Major Area of Work					
		FSC or Service Code Description	Amount				
1. ARSAPEN FOODS	\$22,466	MEAT, POULTRY AND FISH	\$22,466				
2. NEEDHAM INC	15,808	MEAT, POULTRY AND FISH	15,808				
3. STEERING SOFTWARE INC	15,416	ASP SOFTWARE	4,560				
4. FEDERAL DATA CORPORATION	14,769	ACSE CORRELATION	7,773				
5. TELEX CORPORATION	14,138	ANTENNAS, WAVEGUIDES & RELATED EQUIPMENT	14,138				
Total of Above	\$82,597	(31.9% of total awards over \$25,000)					

Prepared by: The Legislative Committee on
Governmental Operations
for the Legislature

NEVADA



Prepared By Washington Headquarters Services
Directorate for Information
Operations and Reports

NEVADA

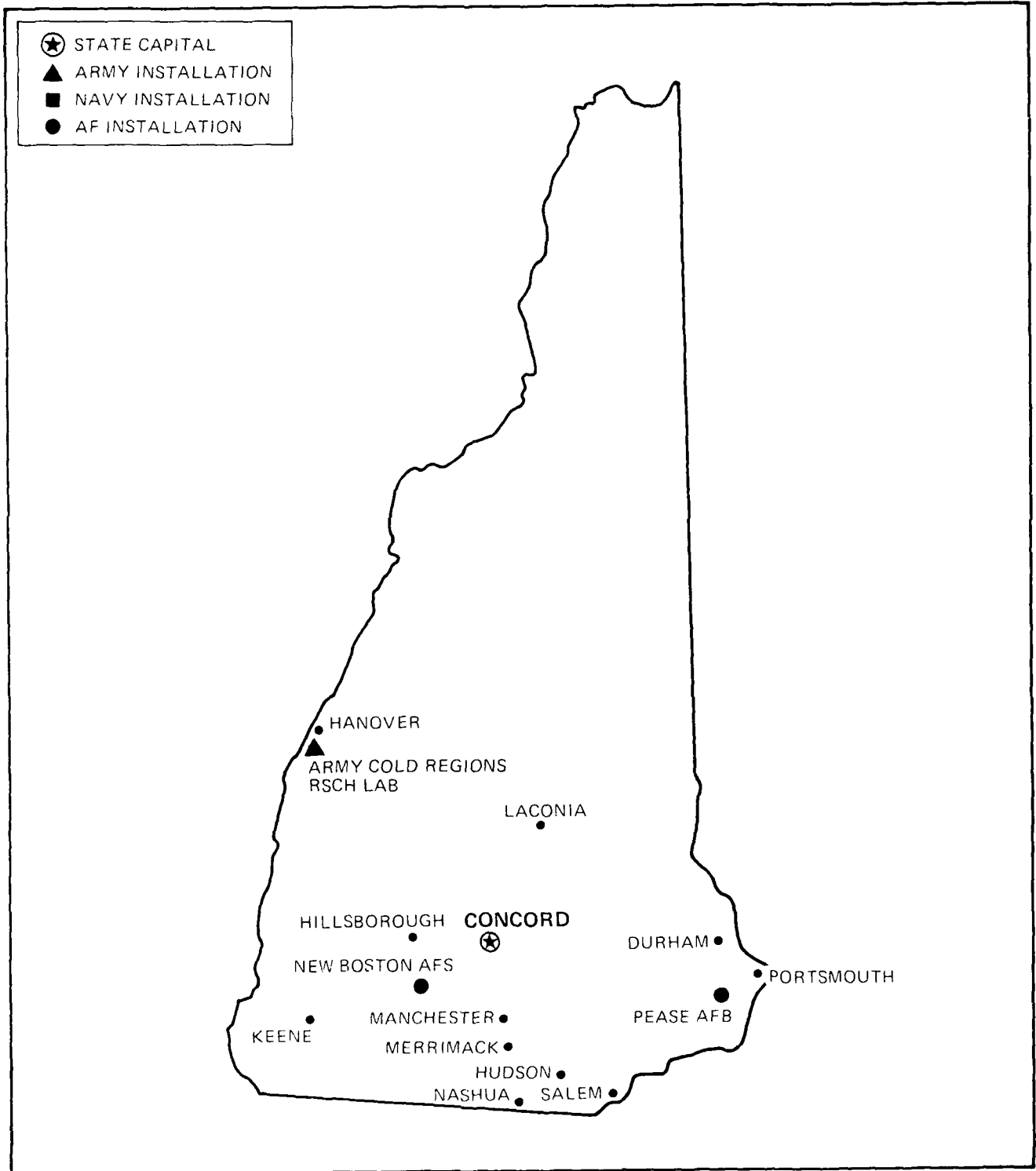
FISCAL YEAR 1988

(DOLLARS IN THOUSANDS)

Personnel/Expenditures		Total	Army	Navy & Marine Corps	Air Force	Other Defense Activities	
I. Personnel - Total		17,511	3,664	2,484	11,325	38	
Active Duty Military		9,237	22	953	8,262	0	
Civilian		1,980	300	266	1,376	38	
Reserve & National Guard		6,294	3,342	1,265	1,687	0	
II. Expenditures - Total		\$637,191	\$100,965	\$120,259	\$401,581	\$14,386	
A. Payroll Outlays - Total		430,459	50,673	77,598	300,916	1,272	
Active Duty Military Pay		176,186	1,181	20,224	154,781	0	
Civilian Pay		52,802	8,192	6,248	37,090	1,272	
Reserve & National Guard Pay		14,637	7,134	2,844	4,659	0	
Retired Military Pay		186,834	34,166	48,282	104,386	0	
B. Prime Contracts Over \$25,000 Total		206,732	50,292	42,661	100,665	13,114	
Supply Contracts		40,156	1,334	18,637	9,042	11,143	
R&D Contracts		8,909	987	1,328	4,902	1,632	
Service Contracts		125,427	20,485	19,437	85,226	279	
Construction Contracts		32,099	27,345	3,259	1,495	0	
Civil Function Contracts		141	141	0	0	0	
Major Locations of Expenditures	Expenditures			Major Locations of Personnel	Military and Civilian Personnel		
	Total	Payroll Outlays	Prime Contracts		Total	Active Duty Military	Civilian
Nellis AFB	\$267,824	\$186,828	\$80,996	Nellis AFB	9,198	8,118	1,080
Las Vegas	126,292	91,497	34,795	Fallon	1,148	911	237
Fallon	59,532	29,687	9,905	Reno	266	25	241
Reno	29,167	27,708	1,459	Las Vegas	242	155	87
Sparks	24,210	9,209	15,001	Carson City	118	4	114
Fallon NAS	22,118	0	22,118	Hawthorne	104	6	98
Hawthorne AAP	17,209	0	17,209	Stead Air Force Base	57	0	57
Carson City	14,612	13,372	1,240	Indian Springs	27	2	25
Henderson	10,013	9,080	933	Mercury	22	6	16
Dayton	9,636	268	9,368	Henderson	14	0	14
Prime Contracts Over \$25,000 (Prior Three Years)		Total	Army	Navy & Marine Corps	Air Force	Other Defense Activities	
Fiscal Year 1987		\$232,119	\$57,122	\$62,957	\$71,003	\$21,037	
Fiscal Year 1986		141,419	40,523	20,400	73,027	7,469	
Fiscal Year 1985		127,615	43,600	15,230	60,656	8,129	
Top Five Contractors Receiving the Largest Dollar Volume of Prime Contract Awards in this State		Total Amount	Major Area of Work				
			FSC or Service Code Description		Amount		
1. FORD MOTOR COMPANY 2. KEY AIRLINES 3. DAY & ZIMMERMANN INC 4. HI-SHEAR INDUSTRIES INC 5. MORRISON KNUDSEN CORPORATION		\$27,314	MAINT-REPAIR OF EQ/ELECTRICAL-ELCT EQUIP		\$24,884		
		17,276	AIR CHARTER FOR THINGS		15,213		
		17,122	OPER OF GOVT FAC/AMMUNITION FACILITIES		17,122		
		14,359	AMMUNITION, OVER 125 MM		14,359		
		11,412	BASE OPERATIONS SUPPORT SERVICES		11,069		
Total of Above		\$87,483	(42.3% of total awards over \$25,000)				

Prepared by: Washington Headquarters Services
Directorate for Information
Operations and Reports

NEW HAMPSHIRE



Prepared By Washington Headquarters Services
Directorate for Information
Operations and Reports

NEW HAMPSHIRE

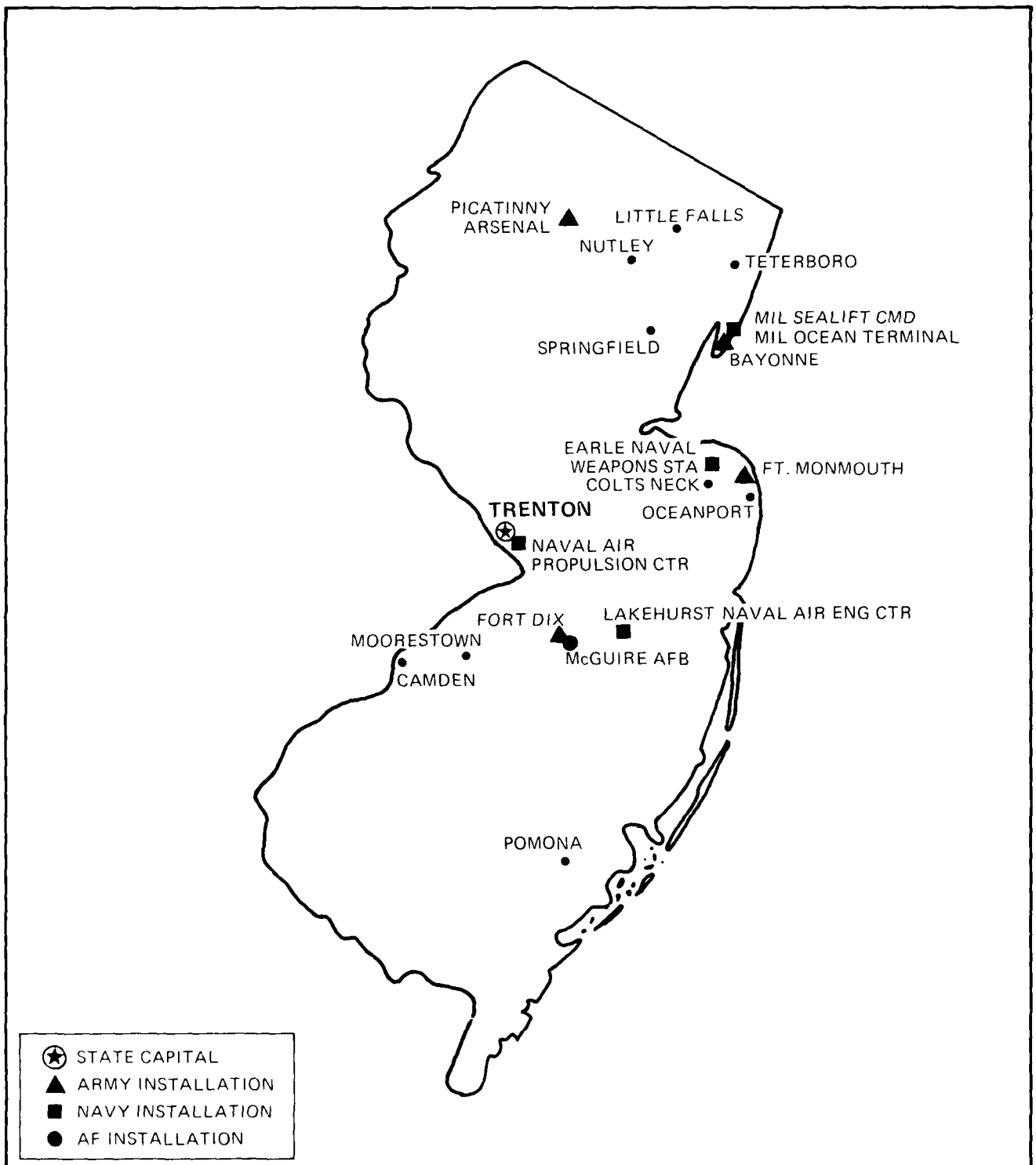
FISCAL YEAR 1988

(DOLLARS IN THOUSANDS)

Personnel/Expenditures		Total	Army	Navy & Marine Corps	Air Force	Other Defense Activities	
I. Personnel - Total		13,264	5,849	1,425	5,842	148	
Active Duty Military		3,922	36	271	3,615	0	
Civilian		1,536	563	75	750	148	
Reserve & National Guard		7,806	5,250	1,079	1,477	0	
II. Expenditures - Total		\$737,100	\$115,743	\$335,278	\$267,705	\$18,374	
A. Payroll Outlays - Total		256,278	60,545	55,325	136,049	4,359	
Active Duty Military Pay		90,795	1,483	23,135	66,177	0	
Civilian Pay		43,166	17,235	2,572	19,000	4,359	
Reserve & National Guard Pay		19,477	12,597	2,291	4,589	0	
Retired Military Pay		102,840	29,230	27,327	46,283	0	
B. Prime Contracts Over \$25,000 Total		480,822	55,198	279,953	131,656	14,015	
Supply Contracts		367,169	30,679	242,852	80,221	13,417	
R&D Contracts		46,563	13,727	3,893	28,833	110	
Service Contracts		58,828	10,650	25,772	21,918	488	
Construction Contracts		8,120	0	7,436	684	0	
Civil Function Contracts		142	142	0	0	0	
Major Locations of Expenditures	Expenditures			Major Locations of Personnel	Military and Civilian Personnel		
	Total	Payroll Outlays	Prime Contracts		Total	Active Duty Military	Civilian
Nashua	\$273,503	\$12,580	\$260,923	Pease Air Force Base	4,221	3,565	656
Portsmouth	107,464	34,062	73,402	Hanover	312	10	302
Pease Air Force Base	105,877	81,049	24,828	Portsmouth	294	208	86
Merrimack	39,335	2,828	36,507	Concord	163	13	150
Manchester	18,197	9,024	9,173	Manchester	161	79	82
Hudson	14,993	2,605	12,388	New Boston	103	18	85
Deborah	11,658	729	10,929	Nashua	100	4	96
Hanover	11,601	11,501	100	Durham	21	19	2
Salem	10,775	1,563	9,212	East Merrimack	12	0	12
Dover	7,251	6,103	1,148	Keene	11	2	9
Prime Contracts Over \$25,000 (Prior Three Years)		Total	Army	Navy & Marine Corps	Air Force	Other Defense Activities	
Fiscal Year 1987		\$468,940	\$62,574	\$265,486	\$119,148	\$21,732	
Fiscal Year 1986		471,171	151,138	146,547	138,780	34,706	
Fiscal Year 1985		678,188	112,068	371,928	142,413	51,779	
Top Five Contractors Receiving the Largest Dollar Volume of Prime Contract Awards in this State		Total Amount	Major Area of Work				
			FSC or Service Code Description			Amount	
1. LOCKHEED CORPORATION		\$266,862	ELCT COUNTERMEASURES & QUICK REACTION EQ			\$131,828	
2. TYCO LABORATORIES INC		59,381	CABLE, CORD, WIRE ASSEMBLIES, COMM EQUIP			58,828	
3. SEGUA CORPORATION		38,699	MISCELLANEOUS COMMUNICATION EQUIPMENT			20,873	
4. DIGITAL EQUIPMENT CORPORATION		12,929	ADP SUPPLIES			4,952	
5. M P B CORPORATION		9,309	BEARINGS, ANTI-FRICTION, UNMOUNTED			9,174	
Total of Above		\$387,180	(80.5% of total awards over \$25,000)				

Prepared by: Washington Headquarters Services
Directorate for Information
Operations and Reports

NEW JERSEY



Prepared By Washington Headquarters Services
Directorate for Information
Operations and Reports

NEW JERSEY

FISCAL YEAR 1988

(DOLLARS IN THOUSANDS)

Personnel/Expenditures	Total	Army	Navy & Marine Corps	Air Force	Other Defense Activities
I. Personnel - Total	81,415	52,209	13,731	14,243	1,232
Active Duty Military	18,626	12,018	1,864	4,744	0
Civilian	25,127	15,509	6,259	2,127	1,232
Reserve & National Guard	37,662	24,682	5,608	7,372	0
II. Expenditures - Total	\$4,963,680	\$1,750,503	\$2,078,940	\$779,087	\$355,150
A. Payroll Outlays - Total	1,604,586	1,028,353	309,583	227,542	39,108
Active Duty Military Pay	424,569	277,415	54,860	92,294	0
Civilian Pay	791,075	520,837	176,410	54,720	39,108
Reserve & National Guard Pay	133,067	103,727	8,564	20,776	0
Retired Military Pay	255,875	126,374	69,749	59,752	0
B. Prime Contracts Over \$25,000 Total	3,359,094	722,150	1,769,357	551,545	316,042
Supply Contracts	2,014,750	228,813	1,174,237	317,697	294,003
R&D Contracts	471,056	102,362	168,595	196,485	3,614
Service Contracts	719,724	287,206	376,730	37,363	18,425
Construction Contracts	80,035	30,240	49,795	0	0
Civil Function Contracts	73,529	73,529	0	0	0

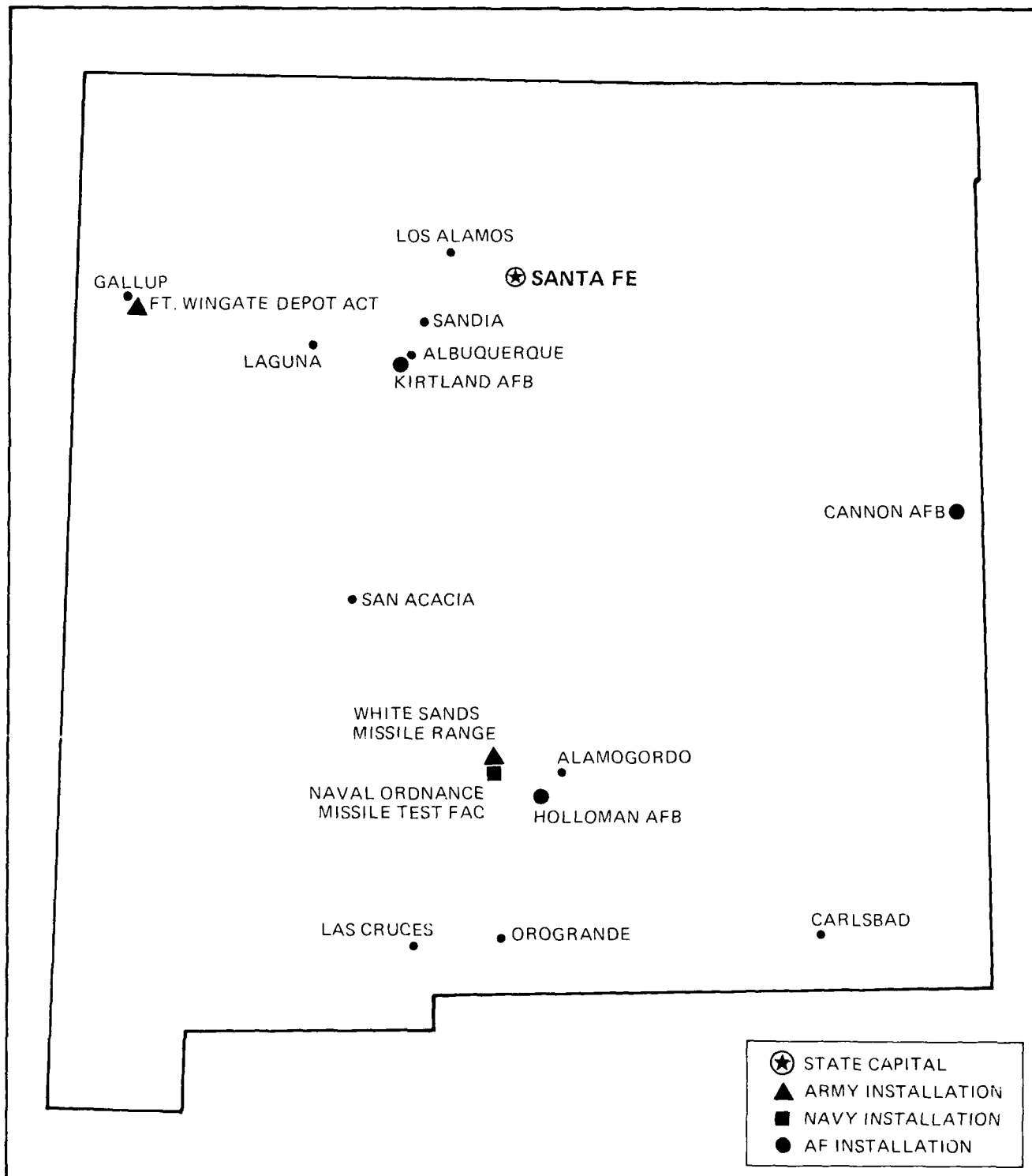
Major Locations of Expenditures	Expenditures			Major Locations of Personnel	Military and Civilian Personnel		
	Total	Payroll Outlays	Prime Contracts		Total	Active Duty Military	Civilian
Morristown-Lenola	\$780,771	\$6,700	\$774,021	Fort Dix	11,313	9,470	1,843
Oceanport	422,386	326,532	95,854	Fort Monmouth	8,897	2,239	6,658
Nutley	408,738	1,975	406,763	McGuire AFB	6,486	4,650	1,836
Fort Dix	316,080	272,702	43,378	Picatinny Arsenal	5,124	147	4,977
Little Falls	224,498	1,906	222,592	Bayonne	3,483	145	3,338
Picatinny Arsenal	216,027	191,464	24,563	Lakehurst	3,460	1,008	2,452
Camden	157,077	7,772	149,305	Colts Neck	1,136	423	713
McGuire AFB	156,487	136,652	19,835	Trenton	1,036	53	983
Madison	125,548	318	125,230	Pomona	265	0	265
Lakehurst	108,888	98,522	10,366	Springfield	232	5	227

Prime Contracts Over \$25,000 (Prior Three Years)	Total	Army	Navy & Marine Corps	Air Force	Other Defense Activities
Fiscal Year 1987	\$3,282,518	\$754,791	\$1,474,746	\$674,481	\$378,500
Fiscal Year 1986	3,226,454	678,139	1,371,073	617,796	559,446
Fiscal Year 1985	3,862,142	723,680	1,474,228	1,185,172	479,062

Top Five Contractors Receiving the Largest Dollar Volume of Prime Contract Awards in this State	Total Amount	Major Area of Work	
		FSC or Service Code Description	Amount
1. GENERAL ELECTRIC COMPANY	\$976,447	MISCELLANEOUS WEAPONS	\$726,300
2. ITT CORPORATION	294,203	ELECT COUNTERMEASURES & QUICK REACTION EQ	165,895
3. GINGER COMPANY THE	267,744	ROUTE/ELEC & COMMUNICATION EQ - ENGR DEV	125,072
4. CONSOLIDATED ELECTRONIC ITT WESTING HV	114,000	RADAR EQUIPMENT, AIRBORNE	114,000
5. ALLIED SIGNAL INC	109,988	AIRCRAFT MAINT & REPAIR SHOP SPECIALIZED EQUIP	25,094
Total of Above	\$1,762,392	(52.2% of total awards over \$25,000)	

Prepared by: Washington Headquarters Services
Directorate for Information
Operations and Reports

NEW MEXICO



Prepared By: Washington Headquarters Services
Directorate for Information
Operations and Reports

NEW MEXICO

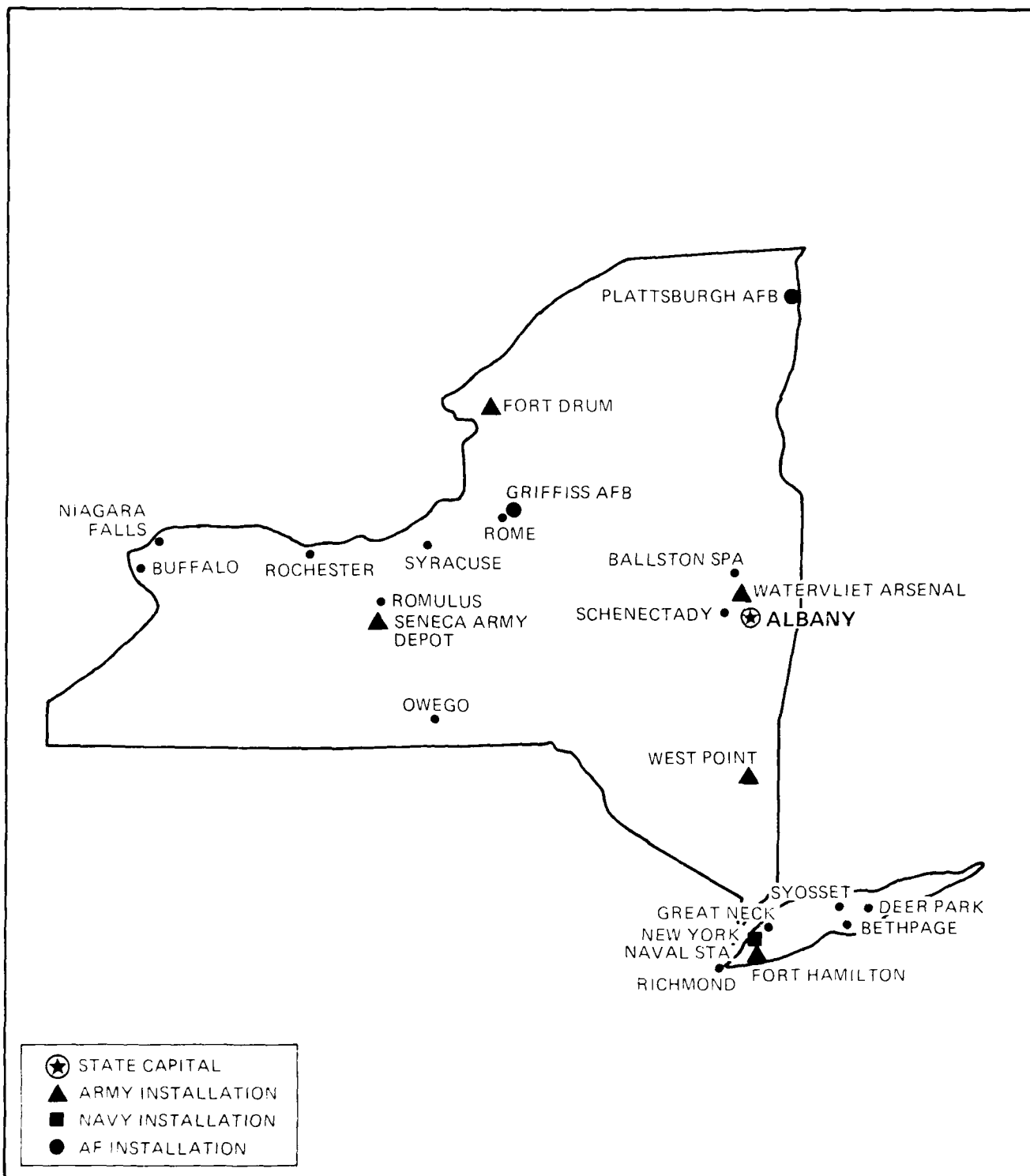
FISCAL YEAR 1988

(DOLLARS IN THOUSANDS)

Personnel Expenditures		Total	Army	Navy & Marine Corps	Air Force	Other Defense Activities	
I. Personnel - Total		36,544	14,259	2,146	19,698	441	
Active Duty Military		15,173	1,273	551	13,358	0	
Civilian		9,963	4,880	205	4,426	441	
Reserve & National Guard		11,410	8,107	1,390	1,916	0	
II. Expenditures - Total		\$1,538,363	\$525,686	\$140,352	\$812,666	\$59,655	
A. Payroll Outlays - Total		875,083	283,253	54,718	525,364	11,748	
Active Duty Military Pay		337,012	53,052	11,893	272,067	0	
Civilian Pay		293,133	152,025	6,256	128,104	11,748	
Reserve & National Guard Pay		30,634	22,397	2,904	5,333	0	
Retired Military Pay		209,304	55,779	33,665	119,860	0	
B. Prime Contracts Over \$25,000 - Total		663,286	242,433	65,634	287,302	47,917	
Supply Contracts		126,303	41,223	24,123	28,736	32,221	
R&D Contracts		179,486	53,189	5,908	109,725	10,664	
Service Contracts		272,550	84,138	55,603	128,305	4,454	
Construction Contracts		82,695	61,581	0	20,536	578	
Civil Function Contracts		2,252	2,252	0	0	0	
Major Locations of Expenditures	Expenditures			Major Locations of Personnel	Military and Civilian Personnel		
	Total	Payroll Outlays	Prime Contracts		Total	Active Duty Military	Civilian
Albuquerque	\$351,103	\$138,014	\$212,089	Kirtland AFB	7,131	4,387	2,744
Holloman AFB	340,928	161,795	159,131	Holloman AFB	6,344	5,181	1,163
White Sands Msl Bge	284,586	168,656	115,930	White Sands Msl Bge	4,263	1,038	3,871
Holloman AFB	185,132	135,516	49,616	Cannon AFB	4,031	3,662	429
Cannon AFB	89,713	75,353	14,360	Albuquerque	1,657	643	1,014
Alamogordo	28,343	13,161	10,182	Santa Fe	205	11	194
Las Cruces	24,362	12,244	12,118	Kirtland	140	140	0
Las Alamos	22,342	3,268	19,074	Grande	118	0	118
Las Cruces	20,341	32	20,309	Las Cruces	111	28	83
Santa Fe	18,910	12,327	293	Fort Wingate	90	0	90
Prime Contracts Over \$25,000 - Fiscal Year Totals		Total	Army	Navy & Marine Corps	Air Force	Other Defense Activities	
Fiscal Year 1987		\$589,663	\$216,351	\$39,287	\$234,520	\$19,961	
Fiscal Year 1988		65,272	141,167	71,583	301,184	49,153	
Fiscal Year 1989		442,354	143,656	51,150	255,958	40,620	
Top Five Contractors Receiving the Largest Dollar Volume of Prime Contract Awards - Fiscal Year		Total Amount	Major Area of Work				
			FSC or Service Code Description		Amount		
1. CONNORS		\$112,352	DEVELOPMENT OF GOVT FAC/ELECT & COMM FAC		\$29,248		
2. HANCOCK INC		40,650	FIRE/UNIL DESIGNATING & INDICATING EQUIP		6,940		
3. ELM TREE COMPANY		40,264	STUDIES/DATA - OTHER THAN SCIENTIFIC		6,441		
4. BERNARD & COMPANY		35,155	CONSTRUCTION/AMMUNITION FACILITIES		2,147		
5. DOWNEY CORPORATION		28,019	RESEARCH/DEVELOPMENT OF NEW DEV		15,415		
Total (Top 5)		\$156,381	34.4% of total awards over \$25,000				

Report prepared by the Department of Defense
for the Department of the Interior
Bureau of Land Management

NEW YORK



Prepared By: Washington Headquarters Services
Directorate for Information
Operations and Reports

NEW YORK

FISCAL YEAR 1988

(DOLLARS IN THOUSANDS)

Departmental Expenditures		Total	Army	Navy & Marine Corps	Air Force	Other Defense Activities
I. Personnel - Total		145,788	85,194	31,437	24,014	2,229
Active Duty Military		85,331	14,411	3,614	1,295	0
Civilian		14,441	11,174	1,130	4,337	2,229
Reserve & National Guard		45,916	59,609	26,693	11,712	0
II. Expenditures - Total		\$4,255,431	\$1,750,194	\$5,121,246	\$1,451,150	\$513,199
A. Payroll Outlays - Total		1,644,979	620,034	236,637	427,623	65,709
Active Duty Military Pay		631,460	337,635	73,417	165,758	0
Civilian Pay		613,472	382,449	94,743	135,411	65,709
Reserve & National Guard Pay		140,044	130,970	43,476	32,356	0
Retired Military Pay		310,357	119,069	89,803	103,168	0
B. Prime Contracts Over \$25,000 - Total		3,705,717	930,062	4,884,609	1,453,527	437,489
Supply Contracts		4,563,422	365,125	3,173,901	630,350	430,046
Facilities Contracts		1,425,992	51,839	843,163	487,943	47,041
Medical Contracts		1,309,915	171,330	754,059	214,115	60,371
Construction Contracts		453,126	235,566	102,510	61,073	31
Civil Function Contracts		46,202	46,302	0	0	0

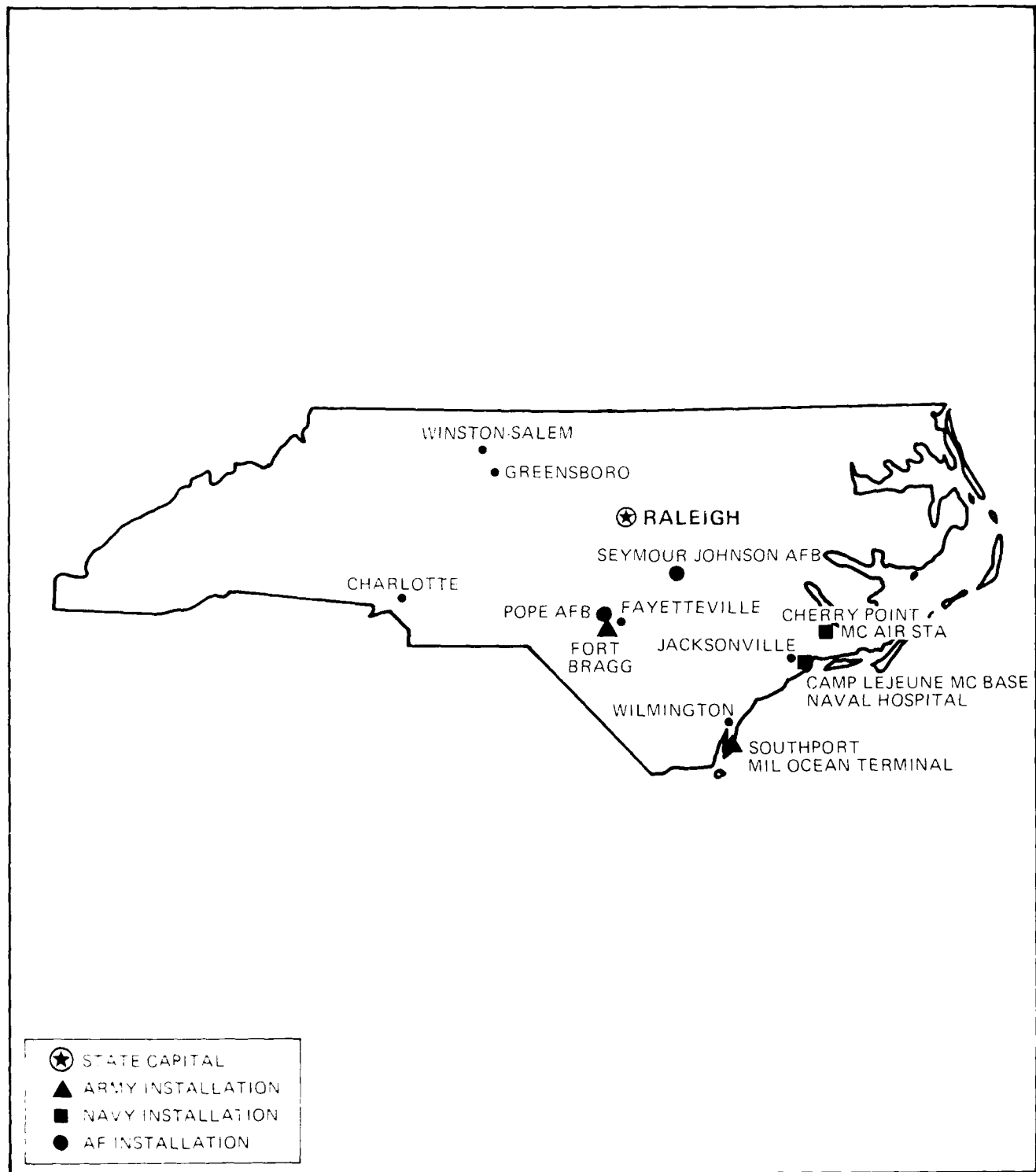
Major Locations of Expenditures	Expenditures			Major Locations of Personnel	Military and Civilian Personnel		
	Total	Payroll Outlays	Prime Contracts		Total	Active Duty Military	Civilian
Postage	\$2,753,428	\$10,906	\$2,743,000	Fort Drum	10,617	8,511	2,106
New York	1,064,988	212,228	852,630	West Point Mil Res	8,365	6,068	2,297
Oranjestad	744,466	31,700	712,766	Griffiss AFB	6,735	4,083	2,712
Fort Drum	595,694	286,985	308,709	Plattsburgh AFB	3,880	3,874	6
Schoharie Co	462,345	6,016	456,329	Richmond	3,110	225	2,285
Great Neck	338,952	6,289	332,663	Watervliet	2,410	10	2,400
Buffalo	224,144	36,484	187,660	Ballston Spa	1,975	1,975	0
Brooklyn	207,943	167,454	40,489	Romulus	954	0	954
West Point Mil Res	137,231	130,727	66,504	Niagara Falls	833	8	825
Albany	177,266	2,362	174,904	Buffalo	800	297	503

Prime Contracts Over \$25,000 - Fiscal Years	Total	Army	Navy & Marine Corps	Air Force	Other Defense Activities
Fiscal Year 1987	\$2,624,303	\$917,151	\$5,205,447	\$2,115,643	\$731,506
Fiscal Year 1985	3,908,384	703,523	5,327,767	2,502,667	1,074,407
Fiscal Year 1986	10,632,702	649,624	5,432,307	2,607,704	843,067

Top Five Contractors Receiving the Largest Dollar Volume of Prime Contract Awards in this State	Total Amount	Major Area of Work	
		FPMR Service Code Description	Amount
1. JEFFERSON AIRCRAFT CO.	\$2,753,352	AIRCRAFT FIXED WING	\$1,111,105
2. GENERAL ELECTRIC COMPANY	1,307,033	UNDERWATER SOUND EQUIPMENT	543,129
3. INTERNATIONAL PATENT	402,020	ROCKET/MISSILE AND SPACE SYSTEMS-ENGR DEVEL	113,238
4. BLACK RIVER INDUSTRIES	250,817	CONSTRUCTION/MISCELLANEOUS BUILDINGS	250,817
5. INTERNATIONAL BUSINESS CORP	185,314	MISCELLANEOUS COMMUNICATION EQUIPMENT	54,594
Total of Above		\$4,928,536	
63.6% of total awards over \$25,000			

Prepared by: Washington Headquarters Services
Directorate for Information Operations and Reports

NORTH CAROLINA



Prepared By: Washington Headquarters Services
Directorate for Information
Operations and Reports

NORTH CAROLINA

FISCAL YEAR 1988

(DOLLARS IN THOUSANDS)

Department Expenditures		Total	Army	Navy & Marine Corps	Air Force	Other Defense Activities
1. Department Total		144,494	74,448	58,406	12,711	208
Active Duty Military		84,551	39,048	43,321	8,843	1
Civilian		15,440	6,265	7,735	1,315	207
Federal National Guard		44,503	29,135	6,549	3,873	1
2. Expenditures Total		\$14,474,104	\$1,815,139	\$1,433,743	\$515,873	\$20,815
A. Payroll Contracts Total		3,730,795	1,505,331	1,337,340	281,477	7,747
Active Duty Military Pay		2,131,154	1,039,451	923,759	169,914	1
Civilian Pay		413,559	159,731	203,429	43,551	7,747
Federal & National Guard Pay		277,163	71,479	14,901	11,003	1
Retired Military Pay		559,400	247,070	191,171	157,659	1
B. Prime Contracts over \$50,000 Total		1,341,733	308,738	602,809	124,881	20,841
Supply Contracts		493,556	83,591	133,517	102,822	172,645
R&D Contracts		151,335	7,435	137,713	5,841	10,346
Service Contracts		264,354	129,346	213,295	20,014	10,599
Construction Contracts		193,244	73,926	117,394	1,124	0
Civil Function Contracts		23,300	23,300	0	0	0

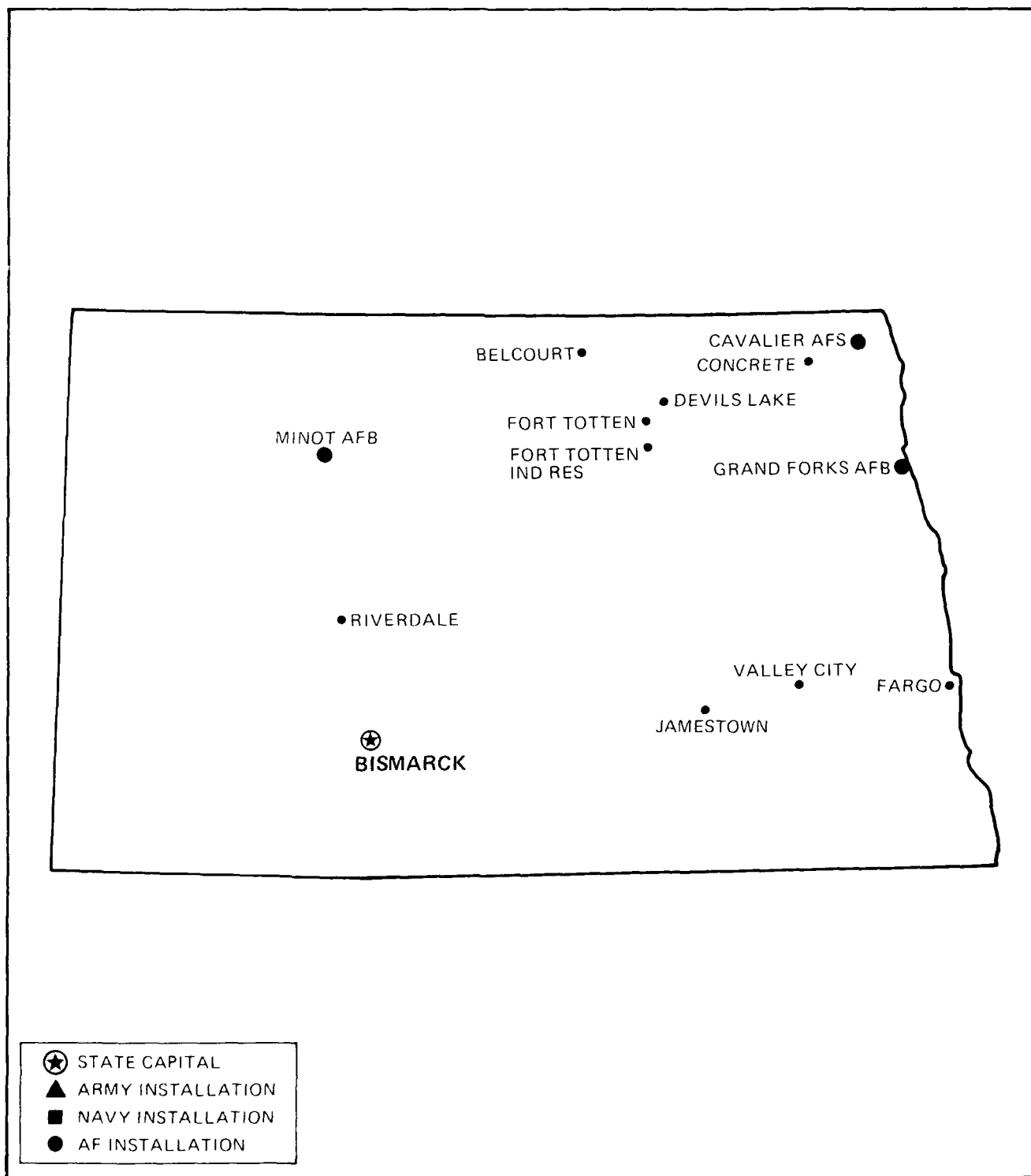
Major Locations of Expenditures	Expenditures			Major Locations of Personnel	Military and Civilian Personnel		
	Total	Payroll Outlays	Prime Contracts		Total	Active Duty Military	Civilian
Fort Bragg	\$1,106,404	\$1,235,109	\$171,416	Fort Bragg	43,329	39,714	4,615
Camp Lejeune	911,147	893,926	112,121	Camp Lejeune	30,904	28,101	2,803
Cherry Point MCAS	413,702	314,362	103,906	Cherry Point MCAS	13,257	8,377	4,880
Brownsville	47,014	17,360	340,244	Jacksonville	5,225	5,055	140
Jacksonville	174,394	147,514	26,881	Seymour Johnson AFB	5,213	4,563	650
Seymour Johnson AFB	106,513	116,770	21,543	Pope Air Force Base	4,293	3,979	314
Fayetteville	113,045	103,155	9,910	Raleigh	927	551	375
Raleigh	73,165	43,445	35,670	Charlotte	535	175	360
Charlotte	55,402	32,330	24,142	Wilmington	389	26	363
Wilmington	23,277	5,527	33,090	Sunny Point MOT	278	14	264

Prime Contracts over \$50,000 by Fiscal Year		Total	Army	Navy & Marine Corps	Air Force	Other Defense Activities
Fiscal Year 1987		\$1,340,763	\$362,064	\$483,737	\$109,663	\$287,299
Fiscal Year 1986		1,044,739	301,731	421,232	81,856	244,754
Fiscal Year 1985		1,111,551	413,716	312,110	96,743	290,942

Top Five Contractors Receiving the Largest Dollar Amount of Prime Contracts Awarded in this State		Total Amount	Major Area of Work	
			FSC or Service Code Description	Amount
1. AMERICAN TRAIL & TRAIL COMPANY	\$400,875	RDTE/ELEC & COMMUNICATIONS BU ENGR DEV	\$63,441	
2. WATKINS INTERNATIONAL COMPANY	29,541	CONSTRUCTION MATERIAL ADMIN & SERVICE BLDGR	15,135	
3. HANCOCK COMPANY	23,670	TELECOMMUNICATIONS	26,554	
4. HANCOCK COMPANY	22,442	CONSTRUCTION-TRUCK HOUSING	23,446	
5. AMERICAN TRAIL & TRAIL COMPANY	22,442	ENGINE FUEL SYSTEM COMPONENTS, AIRCRAFT	22,442	
Total of Above		\$400,875	Total of all awards over \$50,000	

Source: Data furnished by Department of Defense, Office of Defense Information, Raleigh, North Carolina

NORTH DAKOTA



Prepared By: Washington Headquarters Services
Derebrate for Information
Operations and Reports

NORTH DAKOTA

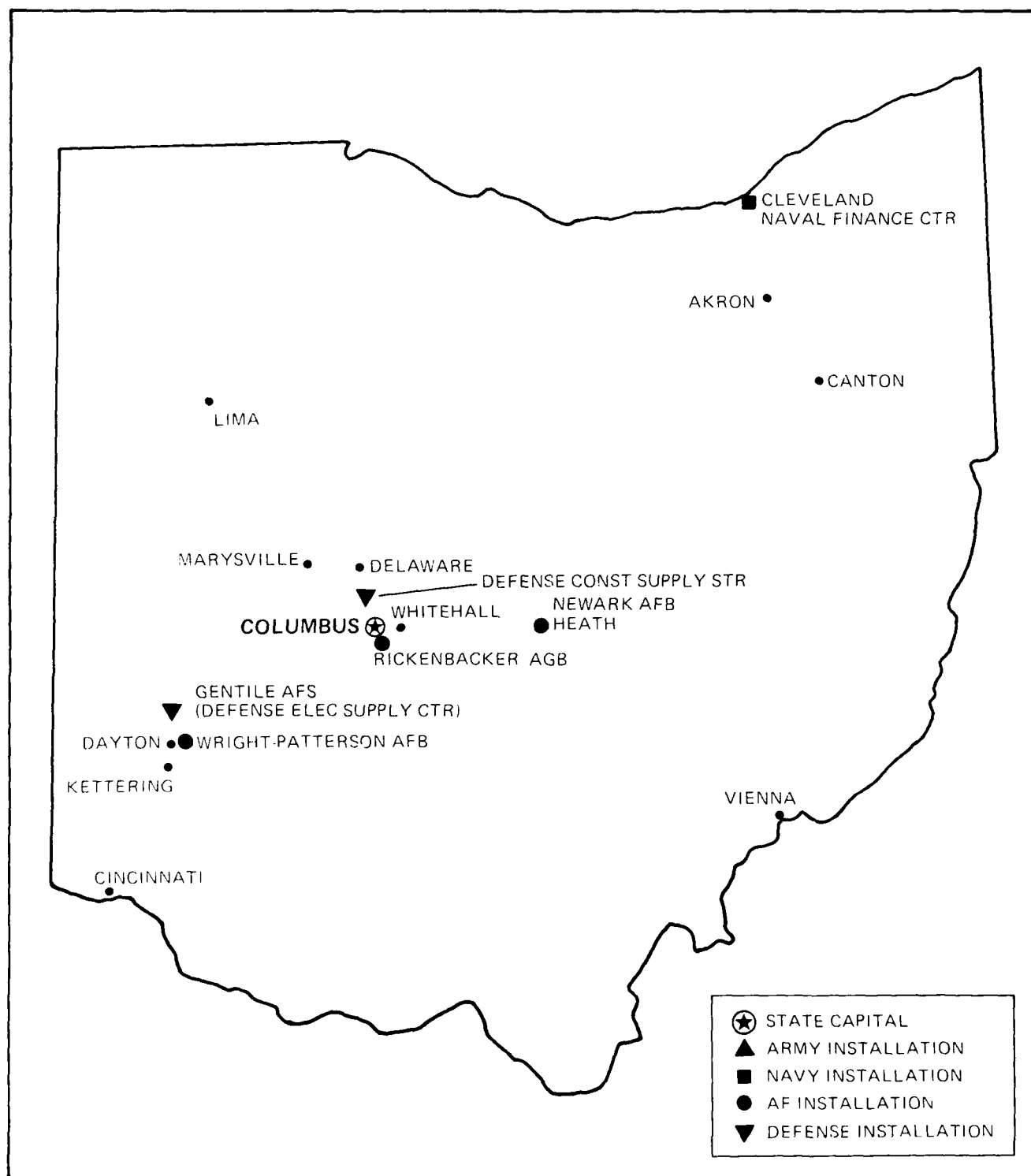
FISCAL YEAR 1988

(DOLLARS IN THOUSANDS)

Personnel Expenditures		Total	Army	Navy & Marine Corps	Air Force	Other Defense Activities	
I. Personnel - Total		20,361	6,257	490	13,578	36	
Active Duty Military		10,872	24	8	10,840	0	
Civilian		1,871	420	1	1,414	36	
Reserve & National Guard		7,618	5,813	481	1,324	0	
II. Expenditures - Total		\$409,589	\$96,934	\$7,163	\$293,237	\$12,255	
A. Payroll Outlays - Total		292,292	34,546	4,991	251,839	916	
Active Duty Military Pay		195,918	1,352	193	194,373	0	
Civilian Pay		50,951	11,549	4	38,482	916	
Reserve & National Guard Pay		21,652	15,677	1,479	4,496	0	
Retired Military Pay		23,771	5,968	3,315	14,438	0	
B. Prime Contracts Over \$25,000							
Total		117,297	62,388	2,172	41,398	11,339	
Supply Contracts		53,166	40,169	2,529	282	10,186	
R&D Contracts		33	0	0	33	0	
Service Contracts		49,118	8,301	357	40,021	1,153	
Construction Contracts		12,923	11,861	0	1,062	0	
Civil Function Contracts		2,057	2,057	0	0	0	
Major Locations of Expenditures	Expenditures			Major Locations of Personnel	Military and Civilian Personnel		
	Total	Payroll Outlays	Prime Contracts		Total	Active Duty Military	Civilian
Minot Air Force Base	\$141,154	\$115,538	\$25,616	Minot Air Force Base	6,150	5,528	622
Grand Forks AFB	133,046	107,933	25,113	Grand Forks AFB	5,758	5,216	542
Balibart	27,390	106	27,284	Fargo	343	40	303
Fargo	20,359	19,783	576	Bismarck	188	6	182
Jamestown	13,004	1,158	11,846	Riverdale	62	0	62
Bismarck	12,824	12,724	100	Devils Lake	56	0	56
Grand Forks	8,689	6,287	2,402	Dickinson	55	53	2
Cavalier	9,056	437	8,629	Grand Forks	33	7	26
Minot	7,059	6,173	886	Concrete	22	22	0
Minot International	2,750	0	2,750	Valley City	18	0	18
Prime Contracts Over \$25,000 (Prior Three Years)		Total	Army	Navy & Marine Corps	Air Force	Other Defense Activities	
Fiscal Year 1987		\$152,329	\$84,990	\$202	\$50,030	\$23,207	
Fiscal Year 1986		229,223	136,708	10,615	43,903	37,997	
Fiscal Year 1985		206,535	84,018	47,769	41,194	33,554	
Top Five Contractors Receiving the Largest Dollar Volume of Prime Contract Awards in this State		Total Amount	Major Area of Work				
			FSC or Service Code Description			Amount	
1. TUPLES MGT. INVT. CO.		\$27,284	TRAILERS			\$22,441	
2. DYNAS INDUSTRIES PLC		11,555	LAUNCHERS, GUIDED MISSILE			11,577	
3. FARMERS UNION CENTRAL EXCH. INC.		6,327	LIQUID PROPELLANTS & FUEL, PETROLEUM BASE			6,327	
4. EMBART CORPORATION		5,247	OPER. OF GOVT FAC/RADAR & NAVIGATIONAL FAC			5,247	
5. N. DAK. RURAL ELECTRIC COOP.		4,201	ELECTRICITY SERVICES			4,201	
Total of Above		\$54,714	(46.6% of total awards over \$25,000)				

Prepared by: Washington Headquarters Services
Directorate for Information
Operations and Reports

OHIO



Prepared By: Washington Headquarters Services
Directorate for Information
Operations and Reports

OHIO

FISCAL YEAR 1988

(DOLLARS IN THOUSANDS)

Personnel/Expenditures	Total	Army	Navy & Marine Corps	Air Force	Other Defense Activities
I. Personnel - Total	107,316	42,314	12,902	43,172	8,928
Active Duty Military	11,452	803	965	9,684	0
Civilian	33,273	2,211	1,581	20,553	8,928
Reserve & National Guard	62,591	39,300	10,356	12,935	0
II. Expenditures - Total	\$6,671,490	\$1,920,970	\$610,412	\$3,585,078	\$555,030
A. Payroll Outlays - Total	1,611,088	266,231	152,845	942,829	249,183
Active Duty Military Pay	316,832	36,768	21,089	258,975	0
Civilian Pay	819,186	57,194	40,306	472,503	249,183
Reserve & National Guard Pay	137,593	76,675	22,889	38,029	0
Retired Military Pay	337,477	95,594	68,561	173,322	0
B. Prime Contracts Over \$25,000 Total	5,060,402	1,654,739	457,567	2,642,249	305,847
Supply Contracts	3,951,083	1,457,449	354,957	1,865,304	273,373
R&D Contracts	525,570	44,328	53,233	415,777	12,232
Service Contracts	469,652	49,812	45,869	355,442	18,529
Construction Contracts	44,846	33,899	3,508	5,726	1,713
Civil Function Contracts	69,251	69,251	0	0	0

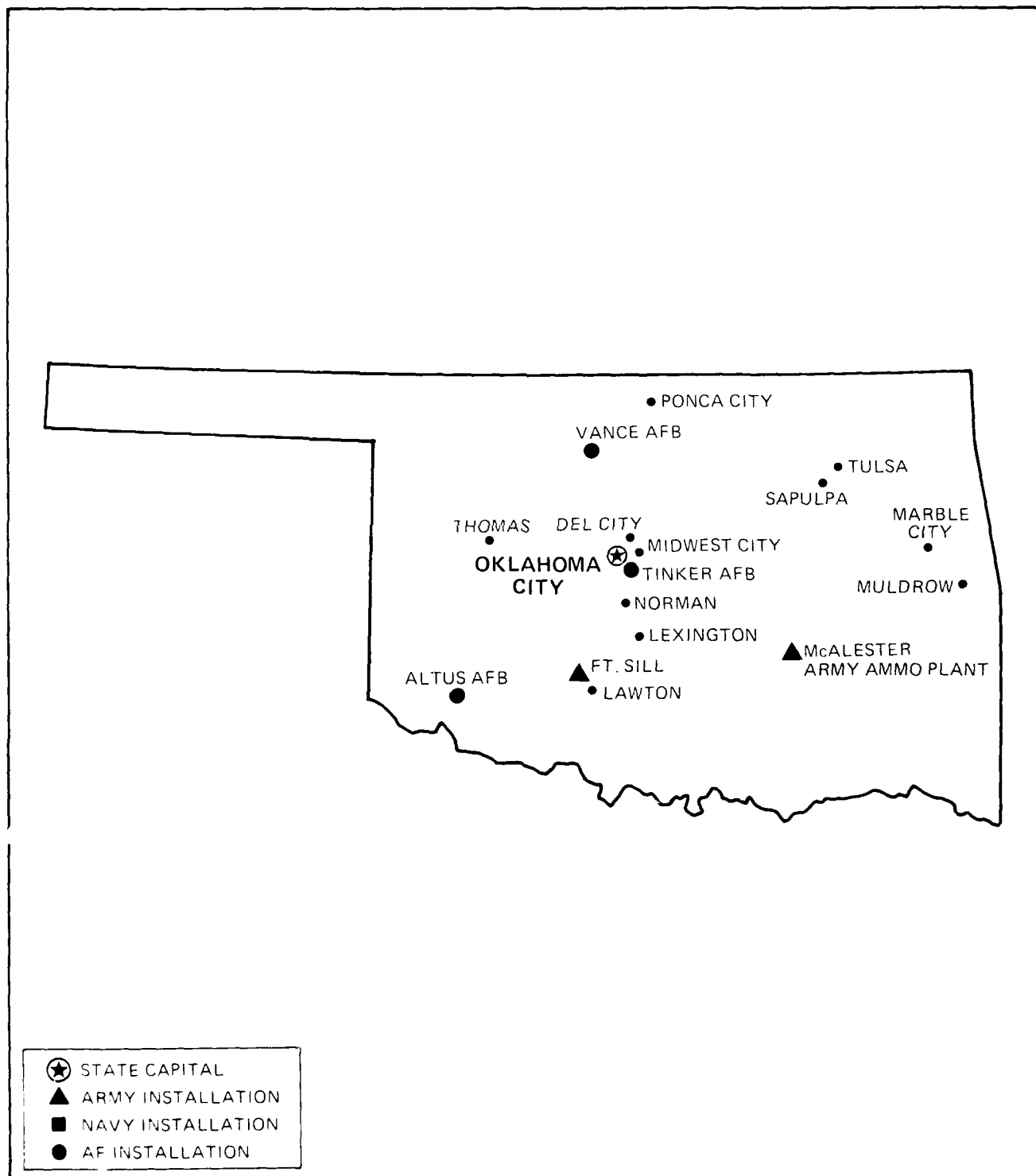
Major Locations of Expenditures	Expenditures			Major Locations of Personnel	Military and Civilian Personnel		
	Total	Payroll Outlays	Prime Contracts		Total	Active Duty Military	Civilian
Cincinnati	\$1,989,756	\$36,982	\$1,952,774	Wright Patterson AFB	25,524	9,180	16,344
Wright Patterson AFB	979,403	591,907	387,496	Whitehall	4,120	0	4,120
Lima	829,275	6,899	822,376	Kettering	2,842	0	2,842
Marysville	393,697	1,146	392,551	Cleveland	2,767	546	2,221
Cleveland	368,770	83,822	284,948	Heath	2,369	1	2,368
Dayton	314,343	55,858	258,485	Columbus	1,763	657	1,106
Akron	205,313	14,175	191,138	Cincinnati	690	299	391
Columbus	179,030	82,566	96,464	Rickenbacker AFB	556	6	550
Whitehall	131,432	131,432	0	Dayton	390	294	86
Mason	85,545	634	84,911	Vienna	370	0	370

Prime Contracts Over \$25,000 (Prior Three Years)	Total	Army	Navy & Marine Corps	Air Force	Other Defense Activities
Fiscal Year 1987	\$4,549,702	\$1,376,443	\$627,106	\$2,284,208	\$261,945
Fiscal Year 1986	5,200,427	894,581	511,872	3,392,714	401,760
Fiscal Year 1985	4,648,327	687,360	546,691	3,192,269	222,007

Top Five Contractors Receiving the Largest Dollar Volume of Prime Contract Awards in this State	Total Amount	Major Area of Work	
		FSC or Service Code Description	Amount
1. GENERAL ELECTRIC COMPANY	\$1,278,709	GAS TURBINES AND JET ENGINES, ACFT & COMPS	\$881,765
2. GENERAL DYNAMICS CORPORATION	770,091	COMBAT ASSAULT & TACTICAL VEH, TRACKED	761,915
3. GEM INTERNATIONAL INC	515,432	GAS TURBINES AND JET ENGINES, ACFT & COMPS	513,775
4. HARPIS CORPORATION	392,258	TRUCKS AND TRUCK TRACTORS, WHEELED	392,117
5. LORAL CORPORATION	166,540	UNDERWATER MINE INERT COMPONENTS	33,997
Total of Above	\$3,123,190	(61.7% of total awards over \$25,000)	

Prepared by: Washington Headquarters Services
Directorate for Information
Operations and Reports

OKLAHOMA



Prepared By: Washington Headquarters Services
Directorate for Information
Operations and Reports

OKLAHOMA

FISCAL YEAR 1988

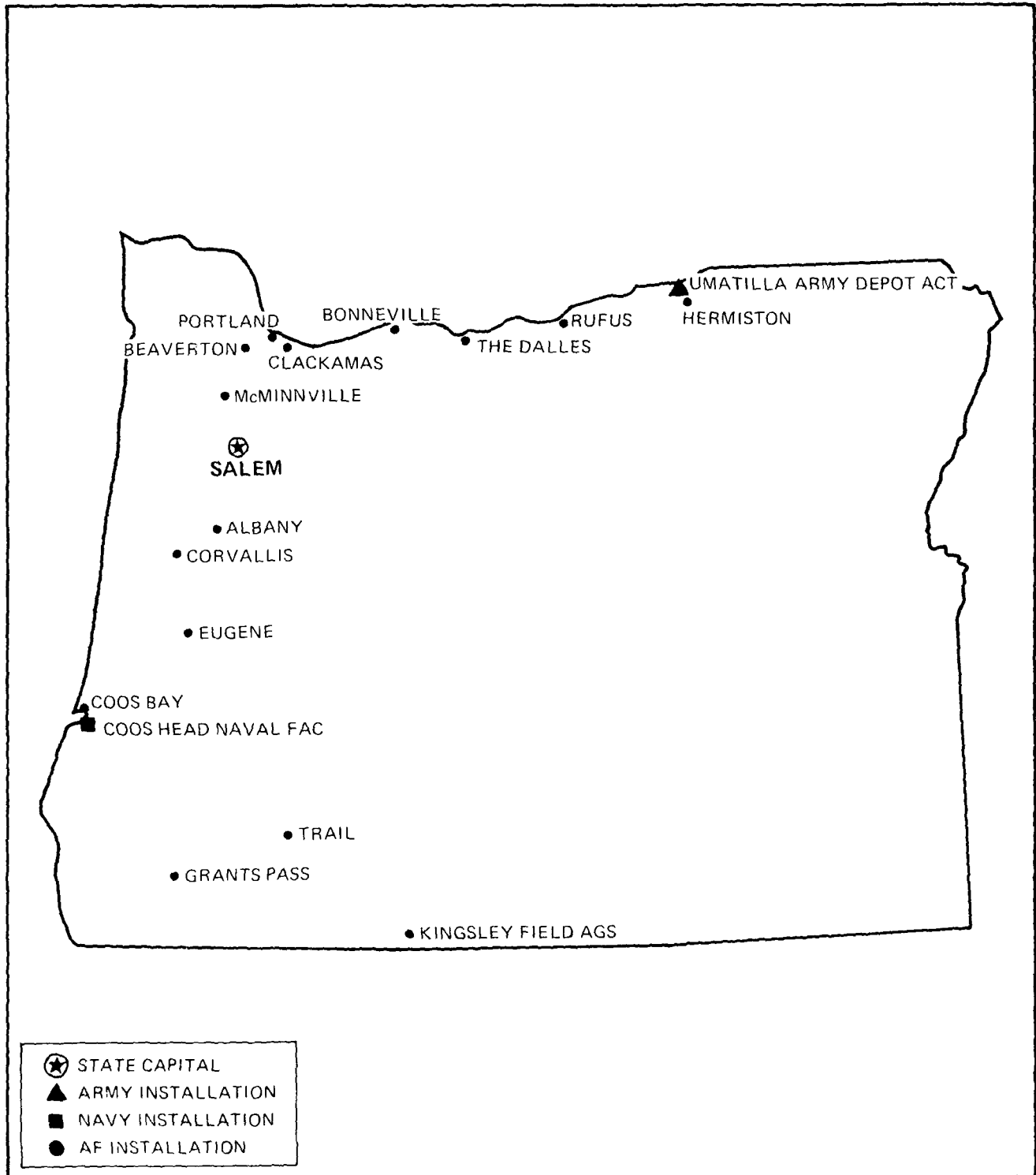
(DOLLARS IN THOUSANDS)

Personnel Expenditures		Total	Army	Navy & Marine Corps	Air Force	Other Defense Activities	
I. Personnel - Total		63,437	45,179	2,940	35,313	206	
Active Duty Military		33,901	20,468	485	12,118	0	
Civilian		23,737	5,781	100	17,890	206	
Reserve & National Guard		25,799	18,930	2,355	4,605	0	
II. Expenditures - Total		\$1,311,730	\$448,731	\$104,811	\$1,159,671	\$108,729	
A. Payroll Outlays - Total		1,780,372	736,541	65,435	319,376	5,620	
Active Duty Military Pay		712,726	426,805	10,235	274,986	0	
Civilian Pay		652,135	152,723	2,741	430,345	5,620	
Reserve & National Guard Pay		104,108	55,351	5,756	17,091	0	
Retired Military Pay		275,413	131,756	45,903	130,354	0	
B. Prime Contracts Over \$25,000 - Total		549,761	152,079	39,275	256,246	103,110	
Supply Contracts		311,489	21,143	12,410	76,865	100,981	
FSC Contracts		11,987	9,270	605	1,312	100	
Service Contracts		261,091	69,314	16,251	173,527	2,029	
Construction Contracts		35,116	31,195	0	3,921	0	
Civil Function Contracts		21,257	21,257	0	0	0	
Major Locations of Expenditures	Expenditures			Major Locations of Personnel	Military and Civilian Personnel		
	Total	Payroll Outlays	Prime Contracts		Total	Active Duty Military	Civilian
Oklahoma City	\$834,625	\$699,706	\$134,919	Fort Sill	23,721	20,529	3,192
Fort Sill	597,388	539,433	57,955	Tinker AFB	23,512	7,256	16,256
Tulsa	151,909	55,976	95,933	Altus AFB	4,339	3,515	524
Altus	141,005	118,702	22,303	Vance Air Force Base	1,424	1,301	123
Vance Air Force Base	81,321	35,563	45,758	Oklahoma City	1,211	302	909
Lawton	65,572	59,253	7,319	Tulsa	1,074	49	1,025
Thomas	46,505	39	46,468	McAlester	999	16	982
Ponca City	28,831	3,077	25,754	Altus	866	862	4
Stillwater	28,713	6,041	22,672	Norman	181	59	122
McAlester	27,499	27,457	32	Muldrow	74	0	74
Prime Contracts Over \$25,000 - Prior Three Years		Total	Army	Navy & Marine Corps	Air Force	Other Defense Activities	
Fiscal Year 1987		\$607,856	\$236,604	\$45,111	\$198,395	\$127,756	
Fiscal Year 1986		774,616	250,722	42,023	263,237	218,628	
Fiscal Year 1985		602,370	249,937	23,532	221,910	107,199	
Top Five Contractors Receiving the Largest Dollar Volume of Prime Contract Awards in this State		Total Amount	Major Area of Work				
			FSC or Service Code Description		Amount		
1. BARRETT REFINING CORPORATION		\$46,468	LIQUID PROPELLANTS & FUEL, PETROLEUM BASE		\$46,468		
2. NORTHEPP CORPORATION		43,286	MAINT-REPAIR OF EQ/AIRCRAFT		35,723		
3. MC DONNELL DOUGLAS CORPORATION		27,216	OTHER MANAGEMENT SUPPORT SERVICES		13,269		
4. STANT E. L. LE NMORS COMPANY		23,904	LIQUID PROPELLANTS & FUEL, PETROLEUM BASE		23,742		
5. SP NCHER ENGINEERING INC		22,109	PROF SERVICES/SYSTEMS ENGINEERING		15,130		
Total of Above		\$162,993	(39.1% of total awards over \$25,000)				

Prepared by: Washington Headquarters Services
Illustrated by: Information Operations and Reports

MAP NO. 42

OREGON



Prepared By Washington Headquarters Services
Directorate for Information
Operations and Reports

OREGON

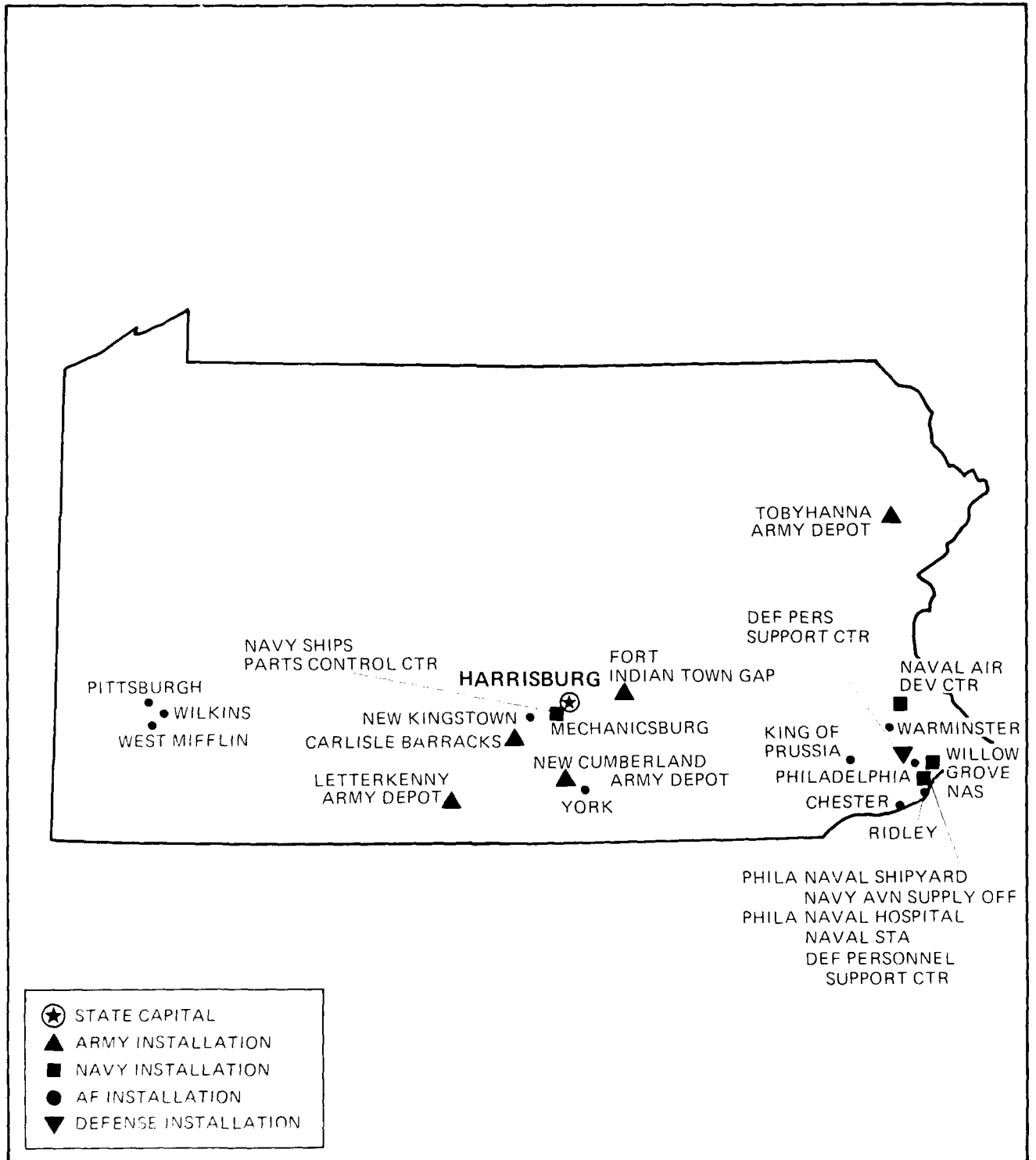
FISCAL YEAR 1988

(DOLLARS IN THOUSANDS)

Personnel/Expenditures		Total	Army	Navy & Marine Corps	Air Force	Other Defense Activities	
I. Personnel - Total		23,744	15,499	4,041	4,154	50	
Active Duty Military		659	202	399	58	0	
Civilian		3,186	2,431	23	682	50	
Reserve & National Guard		19,899	12,866	3,619	3,414	0	
II. Expenditures - Total		\$309,821	\$422,772	\$188,607	\$162,089	\$36,353	
A. Payroll Outlays - Total		356,968	167,255	94,717	93,554	1,442	
Active Duty Military Pay		23,318	9,108	12,754	1,456	0	
Civilian Pay		92,708	78,562	526	12,178	1,442	
Reserve & National Guard Pay		48,144	28,260	9,118	10,766	0	
Retired Military Pay		192,798	51,325	72,319	69,154	0	
B. Prime Contracts Over \$25,000 Total		452,853	255,517	93,890	68,535	34,911	
Supply Contracts		250,042	152,943	35,829	32,267	29,003	
R&D Contracts		14,846	1,348	10,643	530	2,325	
Service Contracts		92,408	5,708	47,379	35,738	3,583	
Construction Contracts		5,256	5,217	39	0	0	
Civil Function Contracts		90,301	90,301	0	0	0	
Major Locations of Expenditures	Expenditures			Major Locations of Personnel	Military and Civilian Personnel		
	Total	Payroll Outlays	Prime Contracts		Total	Active Duty Military	Civilian
Portland	\$300,851	\$106,870	\$193,981	Portland	2,261	457	1,804
Beaverton	63,424	4,917	58,507	Salem	275	43	232
Grants Pass	36,647	7,408	29,239	Hermiston	251	6	245
McMinnville	31,691	1,152	30,539	Bonneville	145	0	145
Salem	30,294	24,815	5,479	Clackamas	136	0	136
Trail	29,153	1,451	27,702	Umatilla	108	11	97
Cascade Locks	26,881	54	26,827	The Dalles	81	0	81
Corvallis	17,101	7,786	9,315	Corvallis	76	73	3
Albany	14,211	3,498	10,713	Kingsley Field	70	0	70
Eugene	11,107	8,924	2,183	Rufus	65	0	65
Prime Contracts Over \$25,000 (Prior Three Years)		Total	Army	Navy & Marine Corps	Air Force	Other Defense Activities	
Fiscal Year 1987		\$286,582	\$126,535	\$74,017	\$43,210	\$42,820	
Fiscal Year 1986		340,069	127,467	85,120	49,918	77,564	
Fiscal Year 1985		255,885	96,921	58,115	45,733	55,116	
Top Five Contractors Receiving the Largest Dollar Volume of Prime Contract Awards in this State		Total Amount	Major Area of Work				
			FSC or Service Code Description			Amount	
1. DAIMLER-BENZ NO AMER		\$110,213	TRUCKS AND TRUCK TRACTORS, WHEELED			\$110,213	
2. TEKTRONIX INC		54,983	ELECTRICAL & ELCT MEAS & TEST INSTRUMENTS			43,018	
3. NORTHWEST MARINE IRON WORKS		46,745	MAINT-REPAIR OF EQ/SHIPS-SML CRAFT-DOCKS			46,715	
4. EVERGREEN INTERNATIONAL AVI		30,508	AIR CHARTER FOR THINGS			30,033	
5. ATKINSON GUY F OF CALIFORNIA		29,352	CONSTRUCTION/DAMS			24,960	
Total of Above		\$271,801	(60.0% of total awards over \$25,000)				

Prepared by: Washington Headquarters Services
Directorate for Information
Operations and Reports

PENNSYLVANIA



Prepared By: Washington Headquarters Services
Directorate for Information Operations and Reports

PENNSYLVANIA

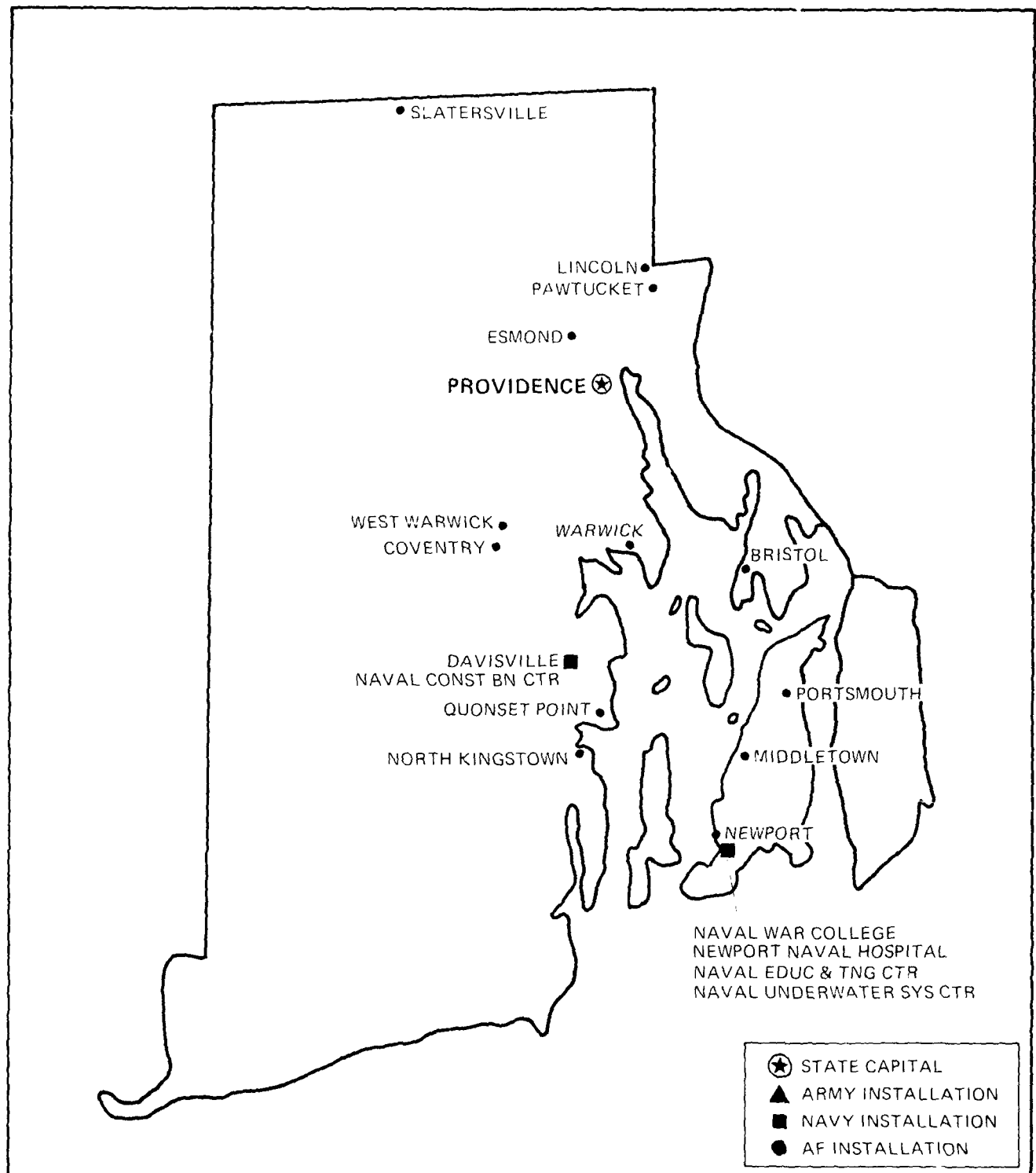
FISCAL YEAR 1988

(DOLLARS IN THOUSANDS)

Personnel/Expenditures		Total	Army	Navy & Marine Corps	Air Force	Other Defense Activities	
I. Personnel - Total		133,323	68,496	44,717	11,152	8,958	
Active Duty Military		6,124	2,171	3,604	349	0	
Civilian		52,550	17,659	24,372	1,561	8,958	
Reserve & National Guard		74,649	48,666	16,741	9,242	0	
II. Expenditures - Total		\$5,845,111	\$1,931,655	\$2,590,044	\$708,308	\$615,104	
A. Payroll Outlays - Total		2,535,639	960,770	1,123,771	204,168	246,930	
Active Duty Military Pay		333,968	114,074	210,060	9,834	0	
Civilian Pay		1,494,376	458,980	740,419	48,047	246,930	
Reserve & National Guard Pay		292,620	212,926	46,369	33,325	0	
Retired Military Pay		414,675	174,790	126,923	112,952	0	
B. Prime Contracts Over \$25,000 Total		3,309,472	970,885	1,466,273	504,140	368,174	
Supply Contracts		2,173,796	665,267	832,335	333,273	342,921	
R&D Contracts		573,278	100,203	317,222	140,174	15,679	
Service Contracts		443,977	94,214	309,583	30,606	9,574	
Construction Contracts		50,873	43,653	7,133	87	0	
Civil Function Contracts		67,548	67,548	0	0	0	
Major Locations of Expenditures	Expenditures			Major Locations of Personnel	Military and Civilian Personnel		
	Total	Payroll Outlays	Prime Contracts		Total	Active Duty Military	Civilian
Philadelphia	\$1,671,455	\$891,869	\$779,586	Philadelphia	25,281	2,547	22,734
Wilkins Township	567,489	0	567,489	Mechanicsburg	7,745	163	7,582
Mechanicsburg	309,315	231,409	77,906	Letterkenny Army Dep	4,933	109	4,824
Pittsburgh	193,581	50,850	142,731	Tobyhanna	4,268	40	4,228
Borough	167,837	0	167,837	New Cumberland	3,816	191	3,625
King of Prussia	147,525	4,015	143,510	Warminster	2,866	236	2,630
Letterkenny Army Dep	145,849	141,237	4,612	Indiantown Gap	1,367	104	1,263
York	132,156	6,325	125,831	Pittsburgh	1,306	591	715
Annville	119,560	119,560	0	Carlisle Barracks	1,201	585	616
Warminster	114,179	108,720	5,459	Willow Grove	850	374	476
Prime Contracts Over \$25,000 (Prior Three Years)		Total	Army	Navy & Marine Corps	Air Force	Other Defense Activities	
Fiscal Year 1987		\$3,844,665	\$1,329,847	\$1,392,876	\$590,694	\$531,248	
Fiscal Year 1986		4,191,663	1,537,282	1,520,322	547,411	586,648	
Fiscal Year 1985		4,148,728	1,330,909	1,635,084	656,094	526,641	
Top Five Contractors Receiving the Largest Dollar Volume of Prime Contract Awards in this State		Total Amount	Major Area of Work				
			FSC or Service Code Description		Amount		
1. WESTINGHOUSE ELECTRIC CORP		\$836,405	NUCLEAR REACTORS		\$565,177		
2. BOEING COMPANY THE		367,218	AIRCRAFT ROTARY WING		283,876		
3. GENERAL ELECTRIC COMPANY		304,561	SPACE VEHICLE COMPONENTS		105,977		
4. HARSCO CORPORATION		98,182	RITE/WEAPONS - ENGINEERING DEVELOPMENT		30,459		
5. UNICYS CORPORATION		69,412	ADP INPUT/OUTPUT AND STORAGE DEVICES		54,859		
Total of Above		\$1,675,778	(50.6% of total awards over \$25,000)				

Prepared by: Washington Headquarters Services
Directorate for Information
Operations and Reports

RHODE ISLAND



Prepared By: Washington Headquarters Services
Directorate for Information
Operations and Reports

RHODE ISLAND

FISCAL YEAR 1988

(DOLLARS IN THOUSANDS)

Personnel/Expenditures	Total	Army	Navy & Marine Corps	Air Force	Other Defense Activities
I. Personnel - Total	16,873	5,567	9,316	1,909	81
Active Duty Military	3,703	102	3,540	61	0
Civilian	4,305	304	3,679	241	81
Reserve & National Guard	8,865	5,161	2,097	1,607	0
II. Expenditures - Total	\$803,174	\$67,900	\$654,142	\$42,758	\$38,374
A. Payroll Outlays - Total	374,213	44,034	306,085	21,606	2,488
Active Duty Military Pay	141,884	6,736	133,559	1,589	0
Civilian Pay	136,624	8,324	119,414	6,398	2,488
Reserve & National Guard Pay	26,422	15,097	6,307	5,018	0
Retired Military Pay	69,283	13,877	46,805	8,601	0
B. Prime Contracts Over \$25,000 Total	428,961	23,866	348,057	21,152	35,886
Supply Contracts	199,700	17,260	140,833	19,935	21,672
R&D Contracts	37,841	1,517	35,422	902	0
Service Contracts	193,401	3,463	175,409	315	14,214
Construction Contracts	3,452-	155	3,607-	0	0
Civil Function Contracts	1,471	1,471	0	0	0

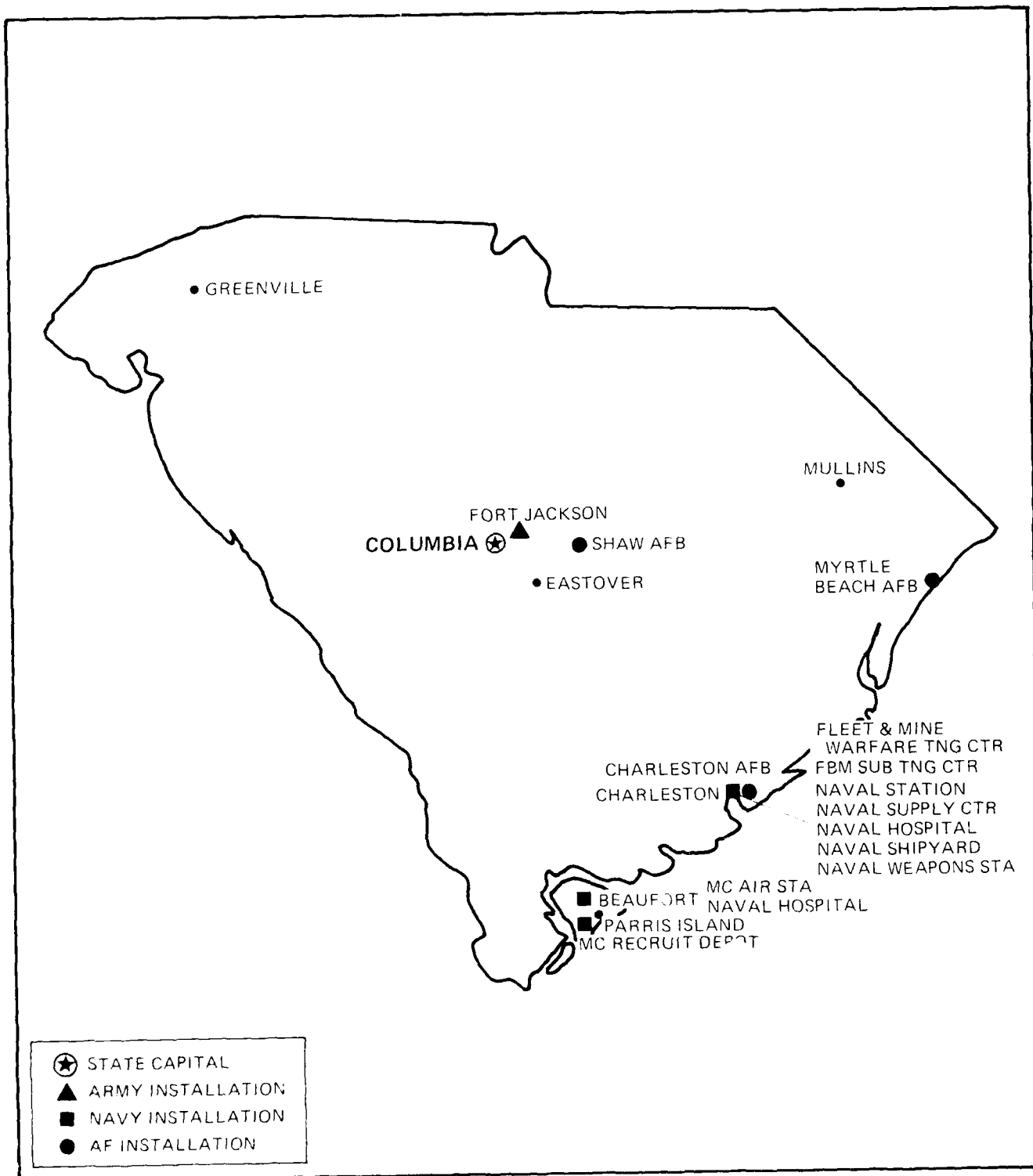
Major Locations of Expenditures	Expenditures			Major Locations of Personnel	Military and Civilian Personnel		
	Total	Payroll Outlays	Prime Contracts		Total	Active Duty Military	Civilian
Newport	\$314,503	\$261,858	\$52,745	Newport	6,992	3,539	3,453
Portsmouth	146,129	8,381	137,748	Providence	286	122	164
Middletown	96,241	1,838	94,403	Davisville	264	14	250
Providence	77,934	31,609	46,325	North Kingstown	210	0	218
Esmond	33,733	1,304	32,429	Coventry	36	4	32
Naval Underwater Sys	24,211	0	24,211	Esmond	33	0	33
North Kingstown	13,383	11,460	1,923	Slatersville	31	0	31
Warwick	13,067	7,939	5,128	Portsmouth	26	0	26
Kenyon	8,596	105	8,491	Warwick	23	7	16
Daviesville	7,433	7,079	354	Kingston	18	15	3

Prime Contracts Over \$25,000 (Prior Three Years)	Total	Army	Navy & Marine Corps	Air Force	Other Defense Activities
Fiscal Year 1987	\$477,934	\$13,874	\$401,794	\$18,121	\$44,145
Fiscal Year 1986	393,572	30,251	294,498	14,217	64,696
Fiscal Year 1985	431,269	34,075	324,315	3,631	69,248

Top Five Contractors Receiving the Largest Dollar Volume of Prime Contract Awards in this State	Total Amount	Major Area of Work	
		FSC or Service Code Description	Amount
1. PAYTHEIN COMPANY	\$139,371	UNDERWATER SOUND EQUIPMENT	\$66,303
2. DESPOMER ROBERT E INC	34,624	TUGS AND TOWBOATS	31,105
3. MINE SAFETY APPLS COMPANY	32,429	SAFETY AND RESCUE EQUIPMENT	32,429
4. C F C AIRCRAFT INC	14,740	OTHER CARGO-FREIGHT SERVICES	14,740
5. HARNIS WHEELER INDUSTRIES INC	11,457	OPER OF GOVT FAC/TESTING BUILDINGS	2,848
Total of Above	\$232,621	(54.3% of total awards over \$25,000)	

Prepared by: Washington Headquarters Services
 Directorate for Information Operations and Reports

SOUTH CAROLINA



Prepared By: Washington Headquarters Services
Directorate for Information
Operations and Reports

SOUTH CAROLINA

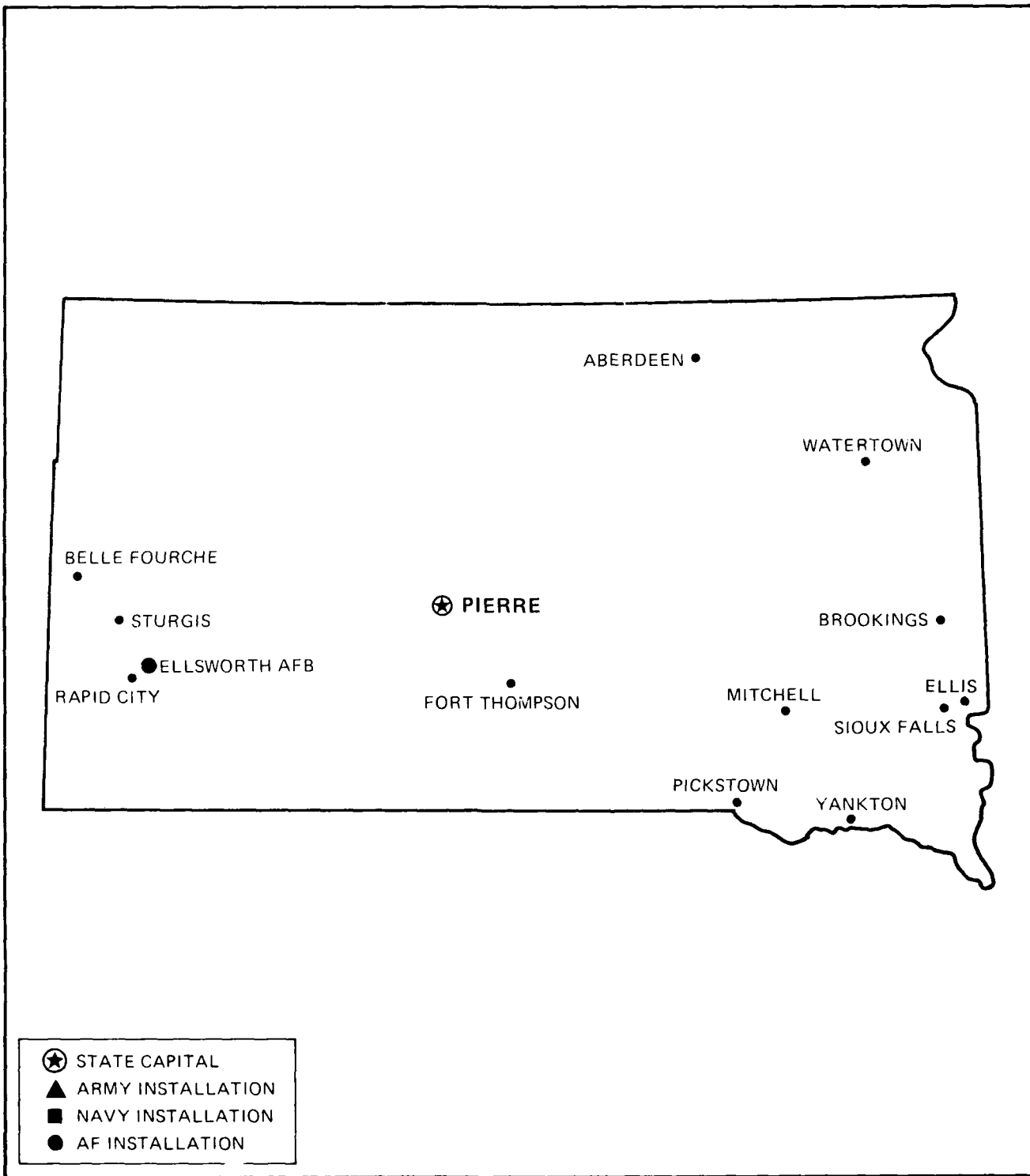
FISCAL YEAR 1988

(DOLLARS IN THOUSANDS)

Personnel Expenditures	Total	Army	Navy & Marine Corps	Air Force	Other Defense Activities		
I. Personnel - Total	96,123	37,939	36,443	21,543	138		
Active Duty Military	41,826	11,092	17,132	13,596	0		
Civilian	20,341	3,140	14,503	2,556	139		
Reserve & National Guard	33,956	23,707	4,803	5,392	0		
II. Expenditures - Total	\$1,941,556	\$755,489	\$1,511,302	\$571,249	\$103,517		
A. Payroll Outlays - Total	2,375,331	562,559	1,290,746	518,271	3,715		
Active Duty Military Pay	1,183,112	233,166	704,567	255,369	0		
Civilian Pay	574,124	77,140	412,160	81,169	3,715		
Reserve & National Guard Pay	144,303	95,562	32,664	16,377	0		
Retired Military Pay	473,292	156,671	141,255	165,366	0		
B. Prime Contracts Over \$25,000 - Total	556,225	192,310	240,516	52,977	93,821		
Supply Contracts	178,917	88,309	24,325	3,530	62,753		
R&D Contracts	20,909	1,019	17,894	130	1,806		
Service Contracts	275,014	47,367	144,954	48,430	35,263		
Construction Contracts	56,231	22,061	33,343	827	0		
Civil Function Contracts	34,154	34,154	0	0	0		
Major Locations of Expenditures	Expenditures			Major Locations of Personnel	Military and Civilian Personnel		
	Total	Payroll Outlays	Prime Contracts		Total	Active Duty Military	Civilian
Charleston	\$1,038,739	\$939,275	\$99,524	Charleston	19,831	6,059	13,772
Fort Jackson	350,221	301,721	48,500	Fort Jackson	12,877	10,812	2,065
Columbia	203,738	103,891	99,907	Parris Island MCRD	8,087	7,724	363
Parris Island MCRD	190,957	177,790	13,167	Shaw Air Force Base	6,803	6,151	652
Shaw Air Force Base	160,716	139,976	20,740	Charleston AFB	5,315	4,139	1,176
Charleston AFB	126,020	109,169	16,851	Beaufort	3,807	3,179	628
Beaufort	109,013	95,944	13,069	Myrtle Beach AFB	3,779	3,293	486
Myrtle Beach AFB	101,900	92,548	3,352	Columbia	703	373	330
North Charleston	42,760	4,366	38,394	Eastover	360	3	357
Greenville	32,518	17,975	14,543	Greenville	92	20	72
Prime Contracts Over \$25,000 (Prior Three Years)	Total	Army	Navy & Marine Corps	Air Force	Other Defense Activities		
Fiscal Year 1987	\$571,069	\$142,479	\$213,819	\$58,873	\$155,898		
Fiscal Year 1986	521,073	123,510	182,016	71,740	143,807		
Fiscal Year 1985	490,286	204,220	175,990	53,611	56,465		
Top Five Contractors Receiving the Largest Dollar Volume of Prime Contract Awards in this State	Total Amount	Major Area of Work					
		FSC or Service Code Description	Amount				
1. E N MANUFACTURING INC	\$55,818	GUNS, THROUGH 30 MM	\$54,218				
2. BLUE CROSS BL SHLD SC	31,697	DEPENDENT MEDICARE	31,697				
3. PHILIPP HOLZMANN AG	19,400	CONSTRUCTION/EAMS	19,400				
4. SOUTH CAROLINA RES AUTHORITY	19,091	ROTC/OTHER DEFENSE - RESEARCH	16,161				
5. UNAKA CO INC THE	17,442	SPECIAL DIETARY FOODS & SPECIALTY PREP	17,442				
Total of Above	\$143,448	(25.3% of total awards over \$25,000)					

Prepared by: Washington Headquarters Services
Directorate for Information
Operations and Reports

SOUTH DAKOTA



Prepared By: Washington Headquarters Services
Directorate for Information
Operations and Reports

SOUTH DAKOTA

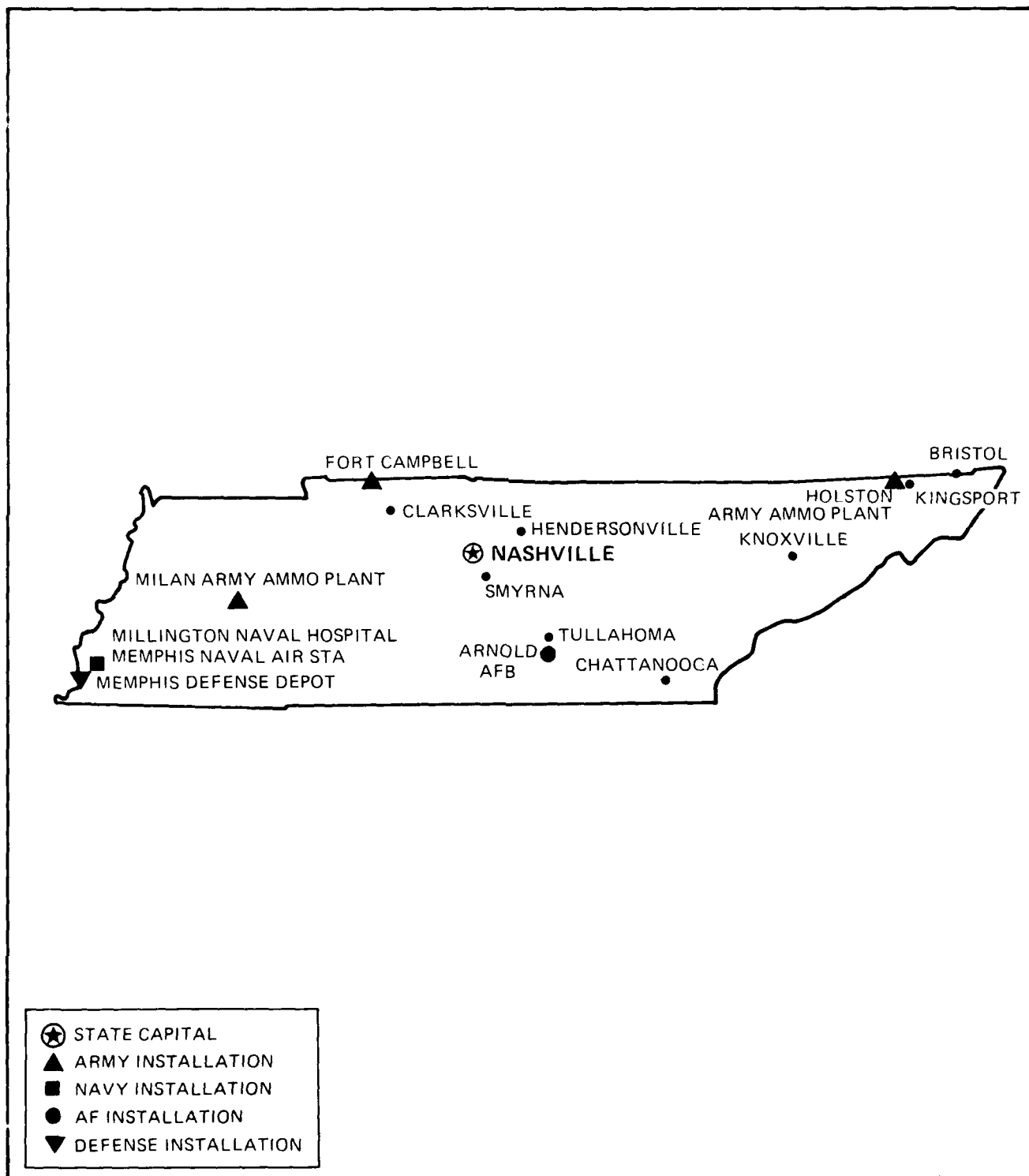
FISCAL YEAR 1988

(DOLLARS IN THOUSANDS)

Personnel/Expenditures		Total	Army	Navy & Marine Corps	Air Force	Other Defense Activities	
I. Personnel - Total		15,624	6,336	564	8,705	19	
Active Duty Military		6,710	49	11	6,650	0	
Civilian		1,461	575	1	866	19	
Reserve & National Guard		7,453	5,712	552	1,189	0	
II. Expenditures - Total		\$274,303	\$63,752	\$7,218	\$187,630	\$15,703	
A. Payroll Outlays - Total		220,698	43,465	6,903	169,836	494	
Active Duty Military Pay		125,445	2,448	402	122,595	0	
Civilian Pay		38,161	17,005	31	20,631	494	
Reserve & National Guard Pay		20,235	15,256	1,158	3,811	0	
Retired Military Pay		36,857	8,756	5,302	22,799	0	
B. Prime Contracts Over \$25,000 Total		53,605	20,287	315	17,794	15,209	
Supply Contracts		16,594	629	289	1,395	14,281	
R&D Contracts		0	0	0	0	0	
Service Contracts		18,825	1,472	26	16,399	928	
Construction Contracts		14,200	14,200	0	0	0	
Civil Function Contracts		3,986	3,986	0	0	0	
Major Locations of Expenditures	Expenditures			Major Locations of Personnel	Military and Civilian Personnel		
	Total	Payroll Outlays	Prime Contracts		Total	Active Duty Military	Civilian
Ellsworth AFB	\$165,727	\$140,133	\$25,594	Ellsworth AFB	7,261	6,600	661
Rapid City	28,407	23,651	4,756	Sioux Falls	276	25	251
Sioux Falls	22,493	10,801	11,692	Rapid City	230	22	208
Pierre	4,604	3,601	1,003	Pierre	71	1	70
Brookings	3,877	2,986	891	Pickstown	50	0	50
Yankton	3,617	2,415	1,202	Yankton	46	0	46
Mitchell	2,863	2,405	458	Belle Fourche	43	38	5
Pickstown	2,814	1,602	1,212	Fort Thompson	42	0	42
Ellis	2,773	2,773	0	Mitchell	37	1	36
Aberdeen	2,317	1,695	622	Brookings	31	16	15
Prime Contracts Over \$25,000 (Prior Three Years)		Total	Army	Navy & Marine Corps	Air Force	Other Defense Activities	
Fiscal Year 1987		\$57,559	\$26,325	\$542	\$19,792	\$10,900	
Fiscal Year 1986		127,633	79,985	204	39,038	8,406	
Fiscal Year 1985		77,546	52,868	438	17,478	6,762	
Top Five Contractors Receiving the Largest Dollar Volume of Prime Contract Awards in this State		Total Amount	Major Area of Work				
			FSC or Service Code Description			Amount	
1. RAVEN INDUSTRIES INC		\$9,312	CLOTHING, SPECIAL PURPOSE			\$9,149	
2. ALVARADO CONSTRUCTION INC		7,497	CONSTRUCTION/TROOP HOUSING			7,497	
3. PETER & RANGEL CNSTR SVC		3,086	CONSTRUCTION/HWYS, STREETS & BRIDGES			2,636	
4. MDU RESOURCES GROUP INC		2,553	GAS SERVICES			2,553	
5. AMERICAN TELE & TELG COMPANY		2,235	LEASE-RENTAL OF EQ/COMMUNICATION EQUIP			2,196	
Total of Above		\$24,683	(46.0% of total awards over \$25,000)				

Prepared by: Washington Headquarters Services
Directorate for Information
Operations and Reports

TENNESSEE



Prepared By: Washington Headquarters Services
Directorate for Information
Operations and Reports

TENNESSEE

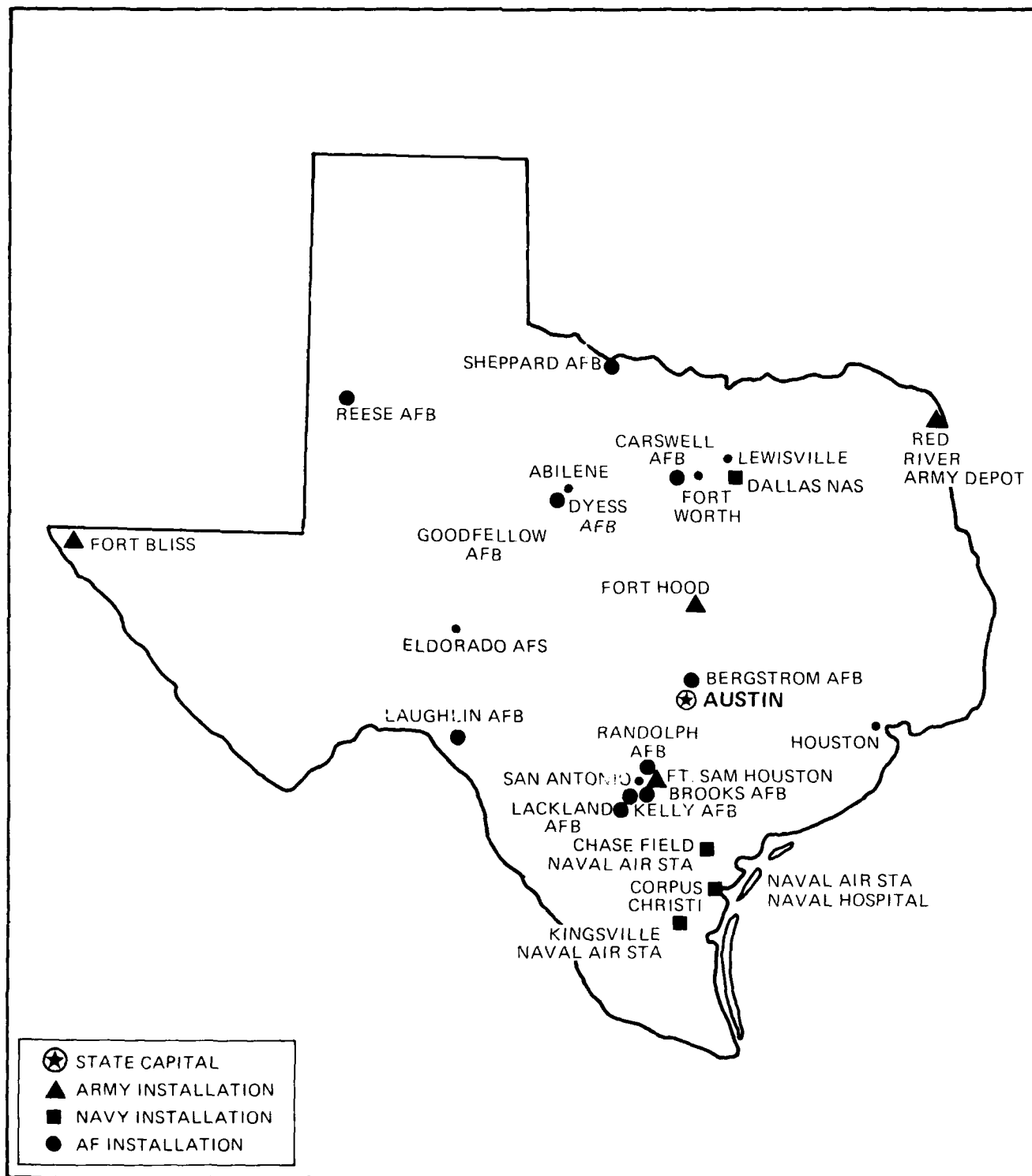
FISCAL YEAR 1988

(DOLLARS IN THOUSANDS)

Personnel/Expenditures		Total	Army	Navy & Marine Corps	Air Force	Other Defense Activities	
I. Personnel - Total		55,529	29,090	17,680	5,970	2,789	
Active Duty Military		10,041	374	9,405	262	0	
Civilian		7,578	2,761	1,062	966	2,789	
Reserve & National Guard		37,910	25,955	7,213	4,742	0	
II. Expenditures - Total		\$2,071,898	\$653,626	\$549,959	\$635,764	\$232,549	
A. Payroll Outlays - Total		864,986	294,165	329,523	172,311	68,987	
Active Duty Military Pay		200,442	16,813	176,332	7,297	0	
Civilian Pay		208,172	78,472	26,966	33,747	68,987	
Reserve & National Guard Pay		97,793	60,253	19,995	17,545	0	
Retired Military Pay		358,579	138,627	106,230	113,722	0	
B. Prime Contracts Over \$25,000 Total		1,206,912	359,461	220,436	463,453	163,562	
Supply Contracts		653,873	127,731	158,154	217,489	150,499	
R&D Contracts		124,238	8,353	9,922	105,865	98	
Service Contracts		340,933	152,519	35,799	139,650	12,965	
Construction Contracts		44,065	27,055	16,561	449	0	
Civil Function Contracts		43,803	43,803	0	0	0	
Major Locations of Expenditures	Expenditures			Major Locations of Personnel	Military and Civilian Personnel		
	Total	Payroll Outlays	Prime Contracts		Total	Active Duty Military	Civilian
Bristol	\$353,263	\$3,717	\$349,546	Millington	9,922	8,931	991
Arnold AFS	256,367	11,450	244,917	Memphis	4,253	254	3,999
Memphis	237,038	170,055	66,983	Nashville	1,643	499	1,144
Millington	224,535	207,822	16,713	Knoxville	410	85	325
Nashville	123,313	83,763	39,550	Arnold AFS	373	154	219
Holston AAP	99,951	0	99,951	Chattanooga	106	31	75
Knoxville	76,468	38,310	38,158	Kingsport	88	15	73
Milan AAP	59,095	0	59,095	Smyrna	81	0	81
Tulahoma	40,135	5,100	35,035	Hendersonville	55	0	55
Dyer	39,435	163	39,272	Old Hickory	50	0	50
Prime Contracts Over \$25,000 (Prior Three Years)		Total	Army	Navy & Marine Corps	Air Force	Other Defense Activities	
Fiscal Year 1987		\$985,921	\$348,785	\$83,438	\$369,471	\$184,227	
Fiscal Year 1986		1,156,601	410,873	175,122	400,711	169,895	
Fiscal Year 1985		793,420	348,691	37,310	268,612	138,807	
Top Five Contractors Receiving the Largest Dollar Volume of Prime Contract Awards in this State		Total Amount	Major Area of Work				
			FSC or Service Code Description			Amount	
1. RAYTHEON COMPANY		\$347,340	GUIDED MISSILES			\$332,695	
2. SCHNEIDER INC		97,004	OPER OF GOVT FAC/R&D GOCO FACILITIES			97,004	
3. EASTMAN KODAK COMPANY		93,534	OPER OF GOVT FAC/AMMUNITION FACILITIES			93,422	
4. MARTIN MARIETTA CORPORATION		58,067	OPER OF GOVT FAC/AMMUNITION FACILITIES			46,277	
5. SVERDRUP CORPORATION		55,331	RTE/OTHER RESEARCH & DEVELOPMENT-MGMT SUP			51,769	
Total of Above		\$651,276	(54.0% of total awards over \$25,000)				

Prepared by: Washington Headquarters Services
Directorate for Information
Operations and Reports

TEXAS



Prepared By Washington Headquarters Services
Directorate for Information
Operations and Reports

TEXAS

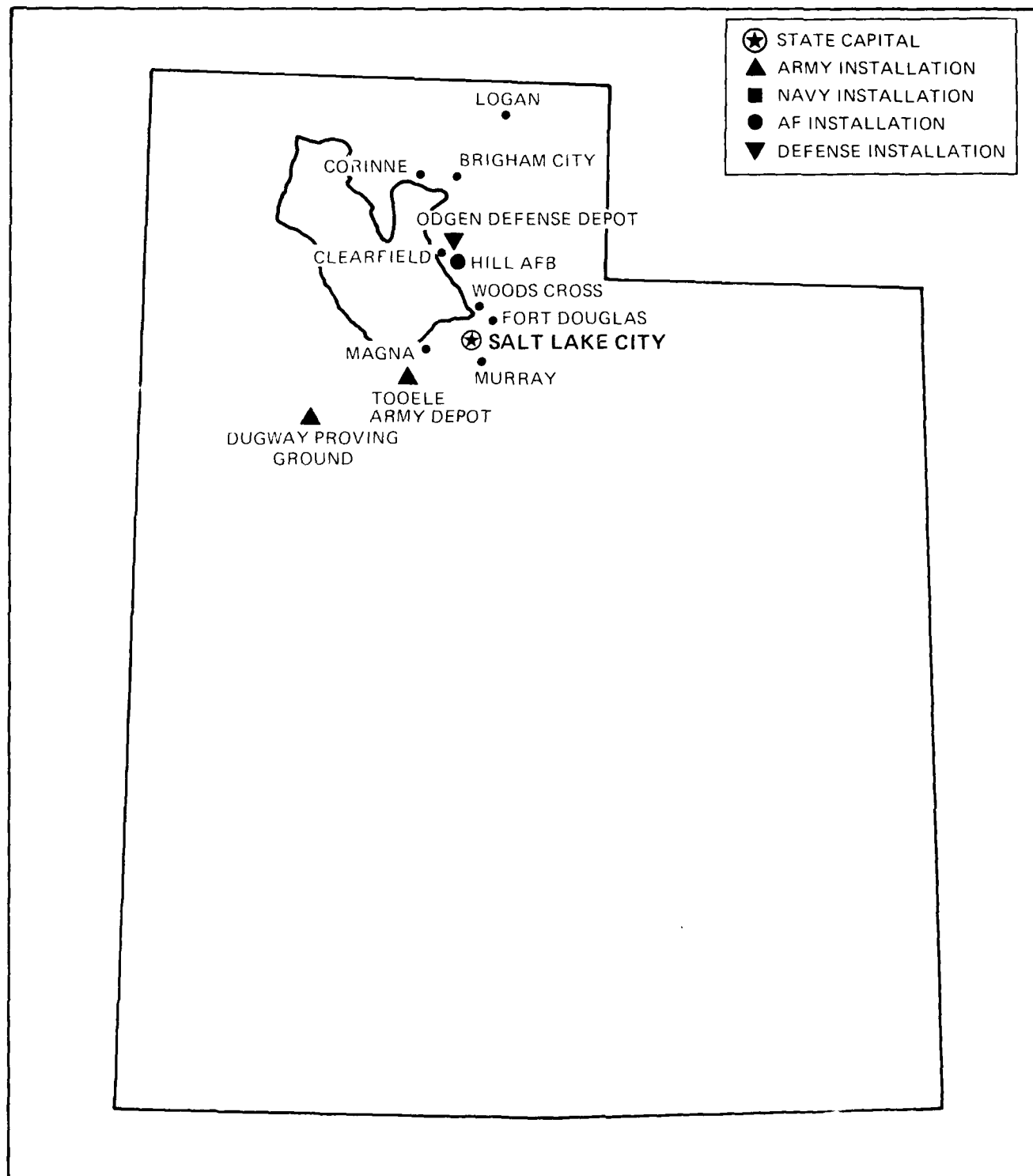
FISCAL YEAR 1988

(DOLLARS IN THOUSANDS)

Personnel/Expenditures		Total	Army	Navy & Marine Corps	Air Force	Other Defense Activities	
I. Personnel - Total		280,212	149,620	27,208	101,023	2,361	
Active Duty Military		126,356	65,546	6,809	54,001	0	
Civilian		62,261	25,625	2,119	32,156	2,361	
Reserve & National Guard		91,595	58,449	18,280	14,866	0	
II. Expenditures - Total		\$15,534,241	\$4,774,358	\$2,739,795	\$6,703,410	\$1,316,678	
A. Payroll Outlays - Total		6,532,931	3,257,117	522,487	2,683,489	69,838	
Active Duty Military Pay		2,977,659	1,761,151	167,451	1,049,057	0	
Civilian Pay		1,413,924	656,129	54,232	633,725	69,838	
Reserve & National Guard Pay		281,206	174,238	49,523	57,445	0	
Retired Military Pay		1,860,142	665,599	251,281	943,262	0	
B. Prime Contracts Over \$25,000							
Total		9,001,310	1,517,241	2,217,308	4,019,921	1,246,840	
Supply Contracts		5,905,148	553,945	1,126,445	3,049,786	1,174,972	
R&D Contracts		1,028,649	221,270	542,995	224,614	39,770	
Service Contracts		1,674,181	502,033	407,201	732,849	32,098	
Construction Contracts		281,793	128,454	140,667	12,672	0	
Civil Function Contracts		111,539	111,539	0	0	0	
Major Locations of Expenditures	Expenditures			Major Locations of Personnel	Military and Civilian Personnel		
	Total	Payroll Outlays	Prime Contracts		Total	Active Duty Military	Civilian
Fort Worth	\$3,681,375	\$241,944	\$3,439,431	Fort Hood	43,700	39,399	4,301
San Antonio	1,305,045	880,959	424,086	Kelly Air Force Base	23,673	4,921	18,752
Fort Hood	1,208,178	1,074,326	133,852	Fort Bliss	19,691	15,973	3,718
Dallas	1,185,323	129,243	1,056,080	Lackland AFB	16,595	14,206	2,389
Fort Bliss	605,692	536,216	69,476	Fort Sam Houston	12,248	8,457	3,791
Lewisville	571,442	6,096	565,346	Randolph AFB	7,887	5,143	2,744
Corpus Christi	460,402	241,305	219,097	Corpus Christi	7,158	2,080	5,078
Fort Sam Houston	420,019	419,031	988	Sheppard AFB/Wichita	6,541	5,394	1,147
Austin	378,140	139,310	238,830	Dyess Air Force Base	6,019	5,582	437
Houston	326,279	96,606	229,673	Carswell AFB	5,803	4,862	941
Prime Contracts Over \$25,000 (Prior Three Years)		Total	Army	Navy & Marine Corps	Air Force	Other Defense Activities	
Fiscal Year 1987		\$8,654,123	\$1,610,389	\$1,817,781	\$4,149,195	\$1,076,758	
Fiscal Year 1986		10,940,227	2,144,774	2,185,913	4,428,289	2,181,251	
Fiscal Year 1985		10,561,556	1,693,884	1,914,814	4,535,689	2,417,169	
Top Five Contractors Receiving the Largest Dollar Volume of Prime Contract Awards in this State		Total Amount	Major Area of Work				
			FSC or Service Code Description			Amount	
1. GENERAL DYNAMICS CORPORATION		\$2,448,077	AIRCRAFT FIXED WING			\$2,179,964	
2. TEXAS INSTRUMENTS INCORPORATED		1,200,453	GUIDED MISSILES			535,179	
3. BELL BOEING JV		426,674	ROTC/AIRCRAFT - ENGINEERING DEVELOPMENT			323,183	
4. LTV CORPORATION		420,084	LAUNCHERS, GRENADE, ROCKET AND PYROTECHNIC			66,028	
5. TEXTRON INC		393,611	AIRCRAFT ROTARY WING			190,875	
Total of Above		\$4,889,899	(54.3% of total awards over \$25,000)				

Prepared by: Washington Headquarters Services
Directorate for Information
Operations and Reports

UTAH



Prepared By Washington Headquarters Services
Directorate for Information
Operations and Reports

UTAH

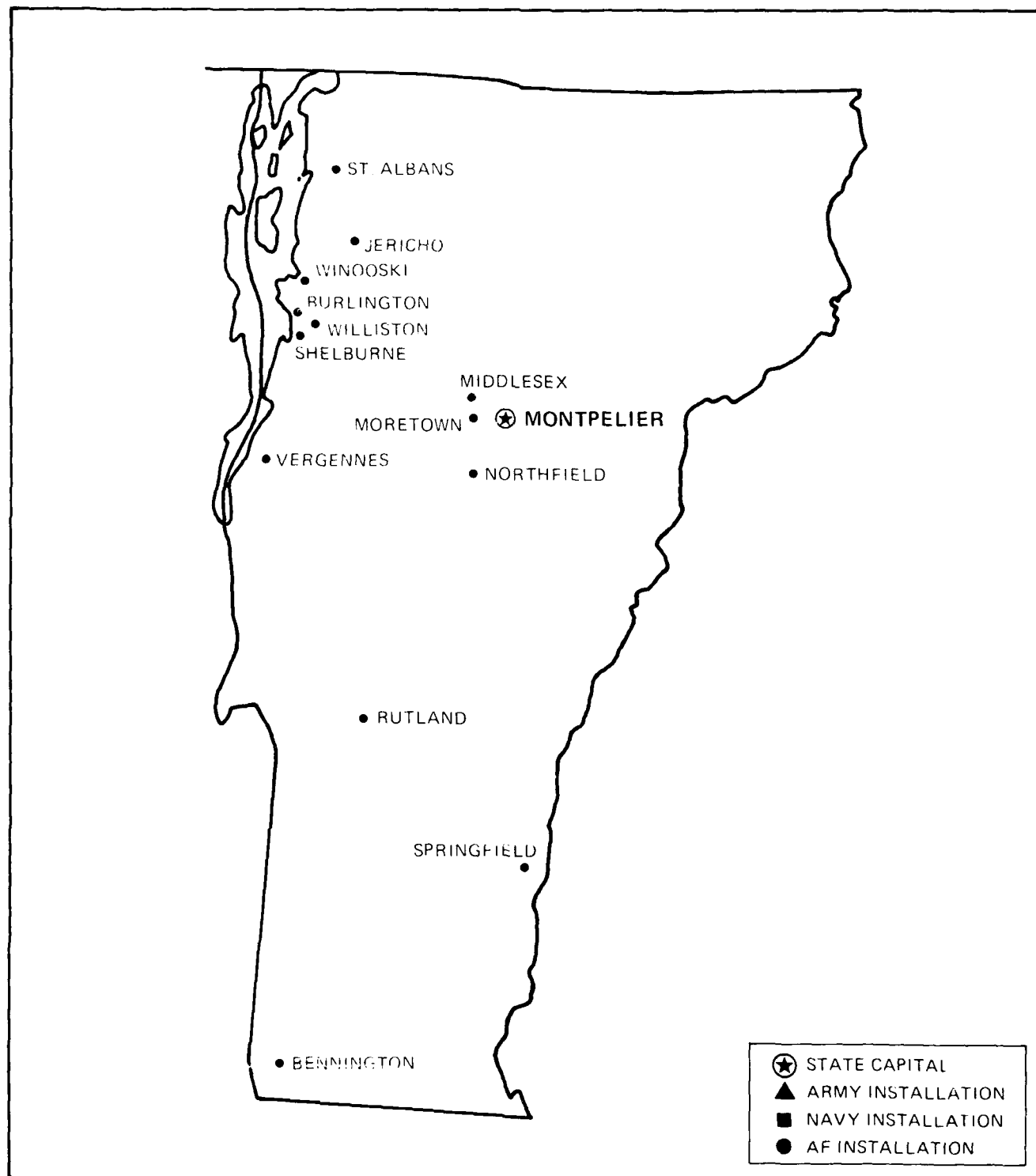
FISCAL YEAR 1988

(DOLLARS IN THOUSANDS)

Personnel Expenditures	Total	Army	Navy & Marine Corps	Air Force	Other Defense Activities		
I. Personnel - Total	44,668	17,398	1,930	23,327	2,255		
Active Duty Military	5,553	713	73	5,030	0		
Civilian	21,733	5,447	59	13,942	2,255		
Reserve & National Guard	17,382	11,220	1,825	4,365	0		
II. Expenditures - Total	\$1,743,465	\$419,408	\$126,185	\$1,052,947	\$124,445		
A. Payroll Outlays - Total	323,360	278,917	26,718	561,233	56,219		
Active Duty Military Pay	123,536	31,210	1,875	96,453	0		
Civilian Pay	604,448	147,343	3,133	397,473	56,219		
Reserve & National Guard Pay	30,138	71,340	4,717	14,141	0		
Retired Military Pay	38,678	32,617	17,343	53,166	0		
B. Prime Contracts Over \$25,000 - Total	870,445	140,898	163,447	491,714	68,426		
Supply Contracts	432,363	45,090	149,057	187,383	51,143		
PM Contracts	187,260	9,238	6,912	166,024	5,096		
Service Contracts	200,506	37,264	13,656	137,568	12,018		
Construction Contracts	48,810	48,370	122	139	179		
Civil Function Contracts	346	346	0	0	0		
Major Locations of Expenditures	Expenditures			Major Locations of Personnel	Military and Civilian Personnel		
	Total	Payroll Outlays	Prime Contracts		Total	Active Duty Military	Civilian
Hill Air Force Base	\$860,974	\$479,540	\$181,434	Hill Air Force Base	18,490	4,927	13,563
Salt Lake City	261,493	53,141	208,352	Tooele Army Depot	3,852	54	3,798
Brigham City	159,519	7,571	161,948	Ogden	2,169	184	1,985
Tooele Army Depot	125,489	108,719	16,771	Dugway Proving Grd	1,109	197	912
Magna	118,389	3,110	115,879	Salt Lake City	744	245	499
Ogden	101,600	63,735	37,865	Fort Douglas	360	152	208
Dugway Proving Grd	62,793	32,539	30,165	Brigham City	1/2	3	169
Murray	54,112	53,358	754	Draper	124	0	124
Logan	24,134	4,578	19,556	Clearfield	110	0	110
Corinne	22,219	56	22,163	Magna	78	9	69
Prime Contracts Over \$25,000 (Prior Three Years)	Total	Army	Navy & Marine Corps	Air Force	Other Defense Activities		
Fiscal Year 1987	\$1,143,359	\$114,263	\$247,300	\$749,293	\$71,613		
Fiscal Year 1986	714,149	144,913	35,944	316,420	216,965		
Fiscal Year 1985	798,794	89,481	35,644	547,405	116,264		
Top Five Contractors Receiving the Largest Dollar Volume of Prime Contract Awards in this State		Total Amount	Major Area of Work				
			FSC or Service Code Description	Amount			
1. MARTIN MARIETTA INC		\$193,221	GUIDED MISSILE COMPONENTS	\$102,428			
2. HERTZ INC/OPERATED		114,395	ROCKET/MISSILE AND SPACE SYSTEMS-ENGR DEVEL	86,592			
3. UNICYS CORPORATION		69,730	MISCELLANEOUS COMMUNICATION EQUIPMENT	56,389			
4. TPU INC		59,653	PROF SERVICES/SYSTEMS ENGINEERING	58,410			
5. EVANS/UTHERLAND/COMPUTER CORP		29,922	OPERATIONAL TRAINING DEVICE	24,916			
Total of Above		\$456,931	(52.5% of total awards over \$25,000)				

Prepared by: Washington Headquarters Services
Directorate for Information
Operations and Reports

VERMONT



Prepared By: Washington Headquarters Services
Directorate for Information
Operations and Reports

VERMONT

FISCAL YEAR 1988

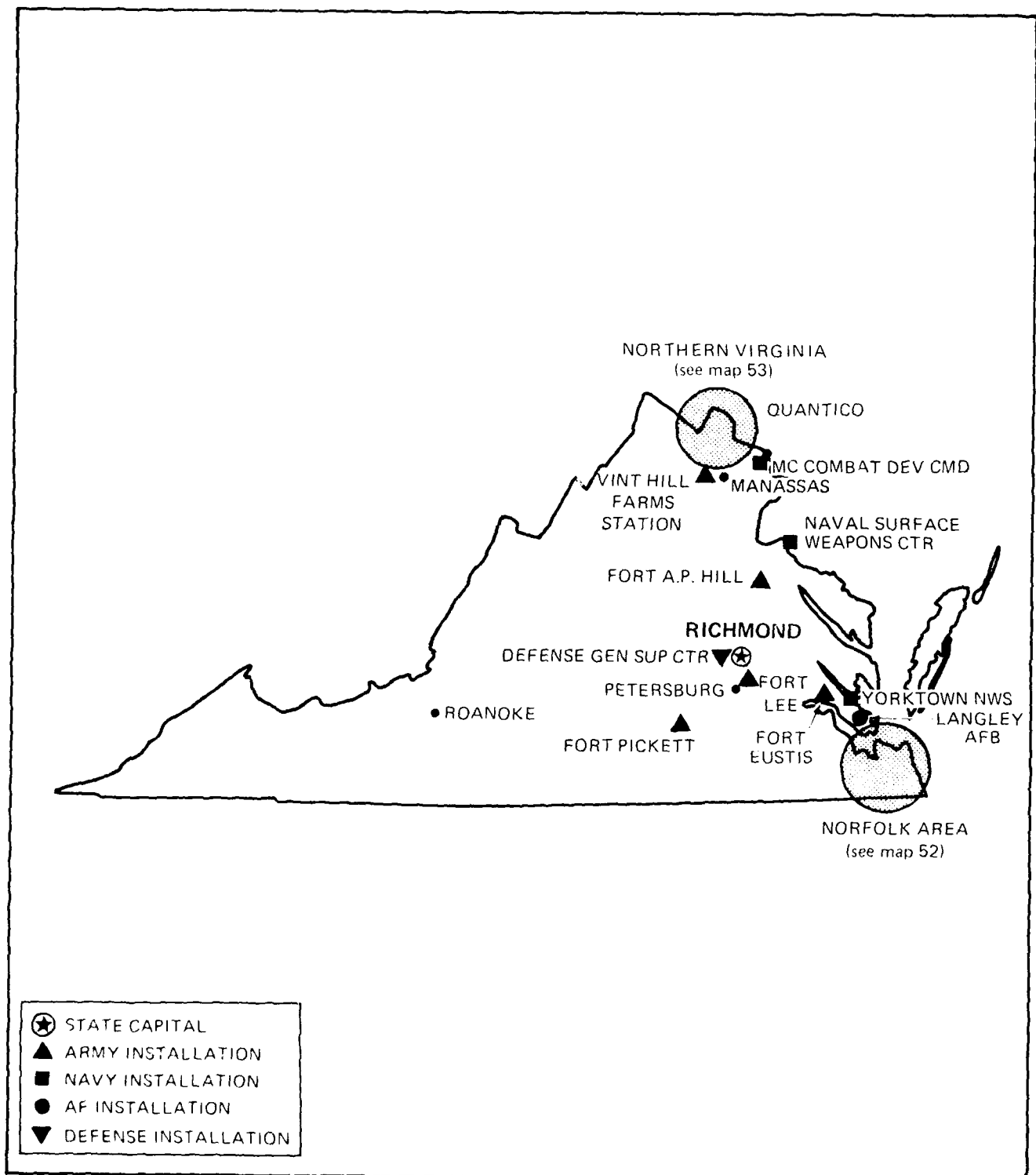
(DOLLARS IN THOUSANDS)

Personnel/Expenditures		Total	Army	Navy & Marine Corps	Air Force	Other Defense Activities	
I. Personnel - Total		6,920	4,978	441	1,432	69	
Active Duty Military		77	36	13	28	0	
Civilian		634	298	7	260	69	
Reserve & National Guard		6,209	4,644	421	1,144	0	
II. Expenditures - Total		\$188,546	\$59,929	\$45,981	\$74,798	\$7,838	
A. Payroll Outlays - Total		66,841	35,309	8,537	21,066	1,929	
Active Duty Military Pay		2,932	1,712	376	844	0	
Civilian Pay		17,178	8,017	175	7,057	1,929	
Reserve & National Guard Pay		17,661	13,223	932	3,506	0	
Retired Military Pay		29,070	12,357	7,054	9,659	0	
B. Prime Contracts Over \$25,000 Total		121,705	24,620	37,444	53,732	5,909	
Supply Contracts		97,026	8,737	35,573	46,902	5,814	
R&D Contracts		17,514	12,683	608	4,223	0	
Service Contracts		6,527	2,562	1,263	2,607	95	
Construction Contracts		26	26	0	0	0	
Civil Function Contracts		612	612	0	0	0	
Major Locations of Expenditures	Expenditures			Major Locations of Personnel	Military and Civilian Personnel		
	Total	Payroll Outlays	Prime Contracts		Total	Active Duty Military	Civilian
Burlington	\$108,675	\$15,939	\$92,736	Burlington	326	18	308
Vergennes	14,679	697	13,982	Winooski	190	16	174
Winooski	8,498	7,994	504	Northfield	43	37	6
Northfield	4,768	2,868	1,900	South Burlington	27	0	27
Rutland	2,939	2,911	28	Jericho	23	0	23
Jericho	2,856	2,822	34	Rutland	23	1	22
Williston	2,704	1,045	1,659	St. Albans	11	0	11
Barrington	2,311	1,103	1,208	Vergennes	8	0	8
St. Albans	1,936	1,752	184	Montpelier	7	3	4
Middlesex	1,835	1,835	0	North Springfield	6	0	6
Prime Contracts Over \$25,000 (Prior Three Years)		Total	Army	Navy & Marine Corps	Air Force	Other Defense Activities	
Fiscal Year 1987		\$113,256	\$11,031	\$51,204	\$44,550	\$6,471	
Fiscal Year 1986		123,611	22,777	54,361	39,800	6,673	
Fiscal Year 1985		163,429	30,255	63,625	64,752	4,787	
Top Five Contractors Receiving the Largest Dollar Volume of Prime Contract Awards in this State		Total Amount	Major Area of Work				
			FSC or Service Code Description			Amount	
1. GENERAL ELECTRIC COMPANY		\$91,791	GUNS, THROUGH 30 MM			\$40,399	
2. HERCULES INCORPORATED		14,391	FLOW, LEVEL, MOTION MEASURING INSTRUMENTS			6,017	
3. NORWICH UNIVERSITY		1,900	VOCATIONAL-TECHNICAL TRAINING			958	
4. LAMARCA CORP		1,642	HOSIERY, HANDWEAR & CLOTHING ACCY, MEN'S			1,377	
5. VELAN VALVE CORP		1,572	PETROLEUM PRODUCTION & DISTRIBUTION EQUIP			995	
Total of Above		\$111,296	(91.4% of total awards over \$25,000)				

Prepared by: Washington Headquarters Services
Directorate for Information
Operations and Reports

MAP NO. 51

VIRGINIA



Prepared By: Washington Headquarters Services
Directorate for Information
Operations and Reports

VIRGINIA

FISCAL YEAR 1988

(DOLLARS IN THOUSANDS)

Itemized Expenditures	Total	Army	Navy & Marine Corps	Air Force	Other Defense Activities
I. Personnel - Total	254,566	93,173	121,443	24,485	15,817
Active Duty Military	150,344	74,414	50,319	15,117	0
Civilian	106,186	18,759	67,759	4,774	15,817
Reserve & National Guard	41,556	23,234	13,431	4,444	0
II. Expenditures - Total	\$14,440,563	\$3,343,736	\$10,074,516	\$1,011,774	\$1,110,285
A. Payroll Outlays - Total	2,042,952	2,710,612	5,132,646	465,812	531,890
Active Duty Military Pay	4,278,390	1,245,575	2,616,936	415,829	0
Civilian Pay	3,414,353	892,371	1,810,771	173,219	531,890
Reserve & National Guard Pay	162,781	110,900	34,058	15,793	0
Retired Military Pay	1,288,358	463,756	630,891	234,311	0
B. Prime Contracts Over \$25,000 - Total	10,238,011	1,231,133	7,811,879	516,546	578,393
Supply Contracts	6,422,508	408,940	5,516,709	307,108	189,751
R&D Contracts	662,458	125,371	260,652	163,483	119,352
Service Contracts	2,949,486	635,276	1,901,665	144,381	268,164
Construction Contracts	160,189	25,236	132,853	1,574	526
Civil Function Contracts	36,371	36,370	0	0	0

Major Locations of Expenditures	Expenditures			Major Locations of Personnel	Military and Civilian Personnel		
	Total	Payroll Outlays	Prime Contracts		Total	Active Duty Military	Civilian
Newport News	\$5,423,088	\$233,749	\$5,089,339	Arlington	46,921	18,300	28,021
Norfolk	2,589,298	2,047,256	642,042	Norfolk	35,422	18,637	16,785
Arlington	2,449,291	1,374,207	575,024	Portsmouth	19,066	3,106	14,960
Alexandria	966,737	565,449	403,289	Virginia Beach	14,413	12,139	2,224
Virginia Beach	954,180	787,868	167,112	Alexandria	12,368	4,179	8,629
Midway	849,072	51,322	597,750	Langley AFB	11,243	9,336	1,407
Portsmouth	829,812	539,739	128,813	Fort Lee	10,548	7,257	3,291
Hampton	574,743	479,507	109,236	Fort Eustis	9,367	6,381	2,886
Manassas	571,924	3,449	562,475	Fort Belvoir	9,364	4,200	5,164
Fort Belvoir	448,046	343,692	102,355	Quantico	8,364	6,933	1,631

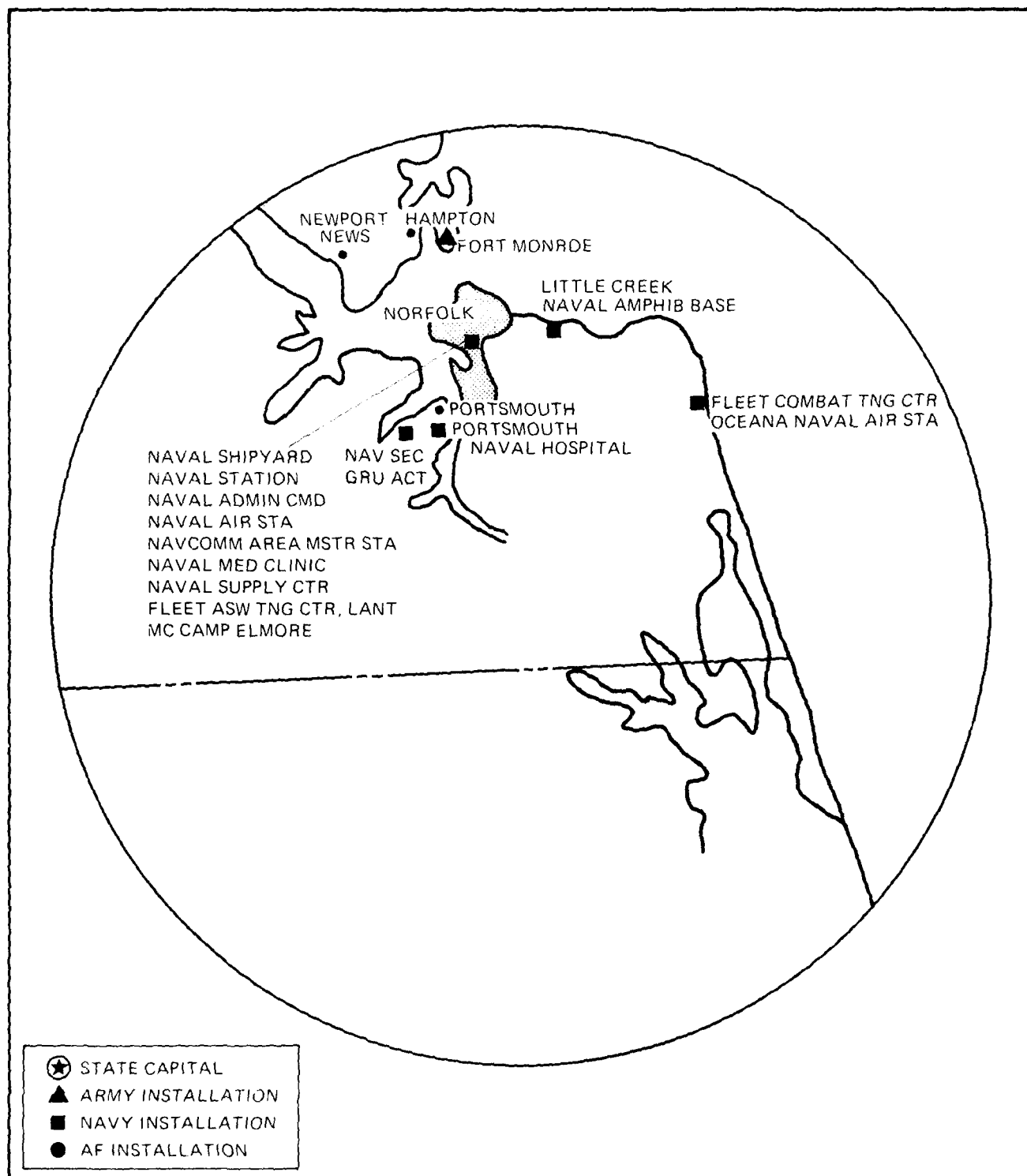
Prime Contracts Over \$25,000 - Fiscal Three Years	Total	Army	Navy & Marine Corps	Air Force	Other Defense Activities
Fiscal Year 1987	\$7,907,482	\$1,193,227	\$5,142,671	\$469,147	\$749,144
Fiscal Year 1986	5,402,026	1,191,846	2,793,648	549,147	846,993
Fiscal Year 1985	6,156,758	1,129,960	3,747,534	449,174	749,819

Top Five Contractors Receiving the Largest Dollar Volume of Prime Contract Awards in this State	Total Amount	Major Areas of Work	
		FSC or Service Code Description	Amount
1. TRW, INC.	\$5,144,200	AIRCRAFT CARRIERS	\$3,852,050
2. INTERNATIONAL BUSINESS MACHINES CORP.	1,614,000	MISCELLANEOUS COMMUNICATIONS EQUIPMENT	75,119
3. UNITED TECHNOLOGIES	1,401,781	AIRPORT CONSTRUCTION	14,116
4. PERKINS ENGINEERING	1,041,410	PERKINS ENGINEERING & ARCHITECTURE	14,410
5. GENERAL MILITARY SERVICES	1,011,710	MAINTENANCE & REPAIRS	75,116
Total of above		\$4,030,711 over \$25,000	

Prepared by: [illegible]
 Date: [illegible]
 Location: [illegible]

MAP NO. 52

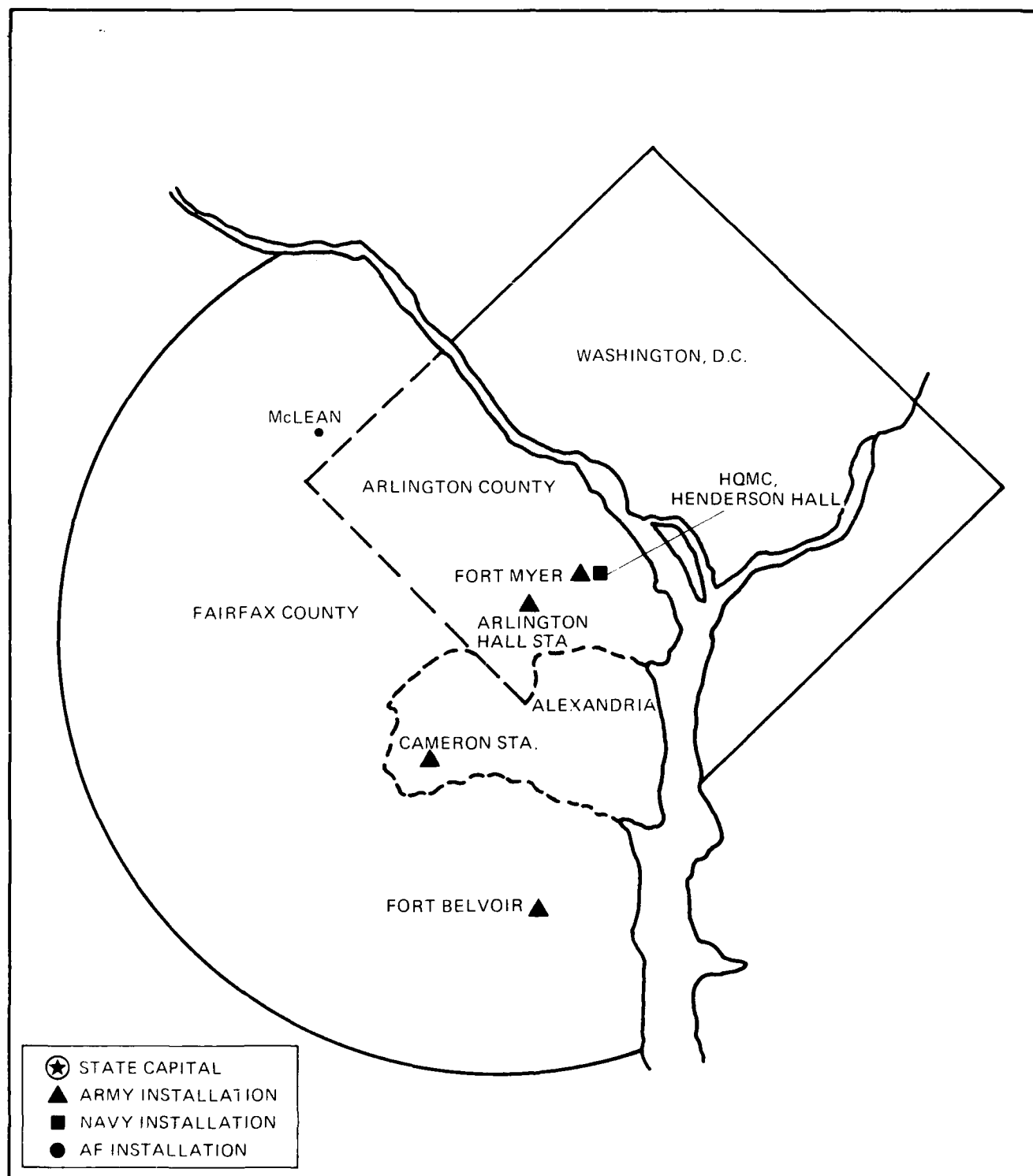
NORFOLK AREA



Prepared By: Washington Headquarters Services
Directorate for Information
Operations and Reports

MAP NO. 53

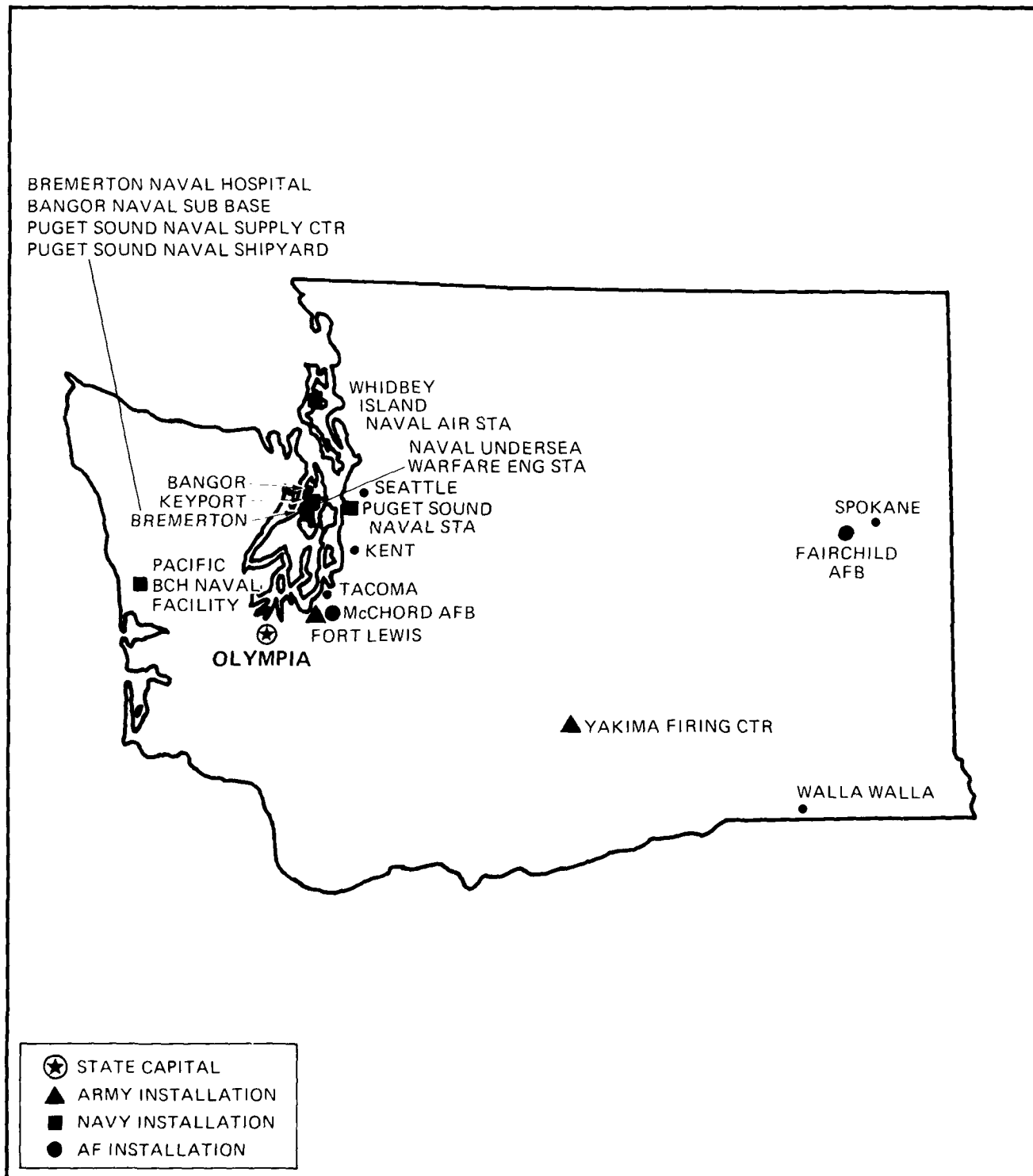
NORTHERN VIRGINIA



Prepared By Washington Headquarters Services
Directorate for Information
Operations and Reports

MAP NO. 54

WASHINGTON



Prepared By Washington Headquarters Services
 Directorate for Information
 Operations and Reports

WASHINGTON

FISCAL YEAR 1988

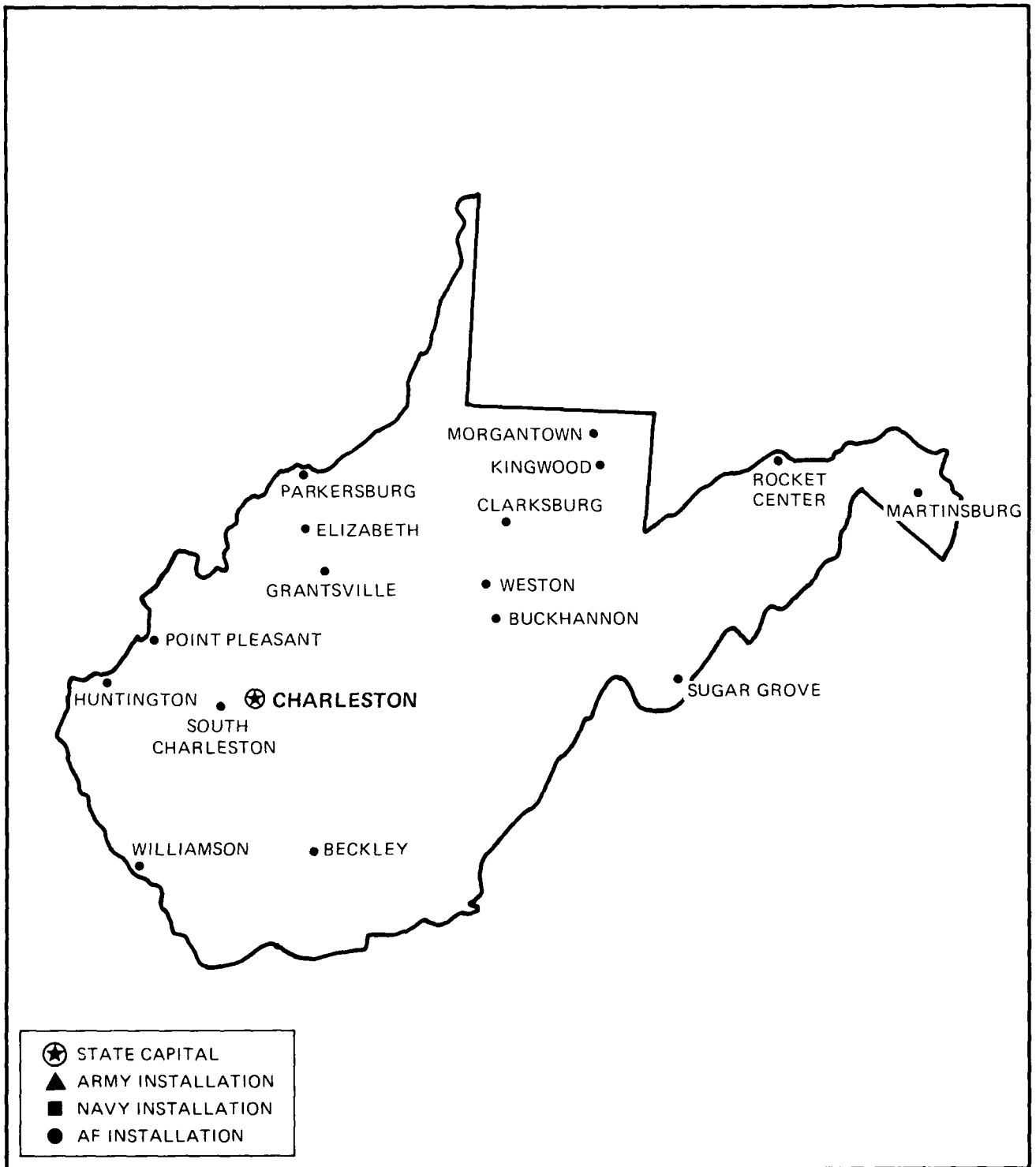
(DOLLARS IN THOUSANDS)

Personnel/Expenditures		Total	Army	Navy & Marine Corps	Air Force	Other Defense Activities	
I. Personnel - Total		107,369	50,920	37,400	18,620	429	
Active Duty Military		42,026	23,628	8,762	9,636	0	
Civilian		28,709	5,948	19,719	2,613	429	
Reserve & National Guard		36,634	21,344	8,919	6,371	0	
II. Expenditures - Total		\$5,517,631	\$1,457,389	\$2,416,776	\$1,554,589	\$88,877	
A. Payroll Outlays - Total		2,892,553	1,104,055	1,272,212	503,573	12,713	
Active Duty Military Pay		1,261,697	658,593	423,601	179,503	0	
Civilian Pay		858,783	163,801	607,372	74,897	12,713	
Reserve & National Guard Pay		116,288	66,755	26,295	23,238	0	
Retired Military Pay		655,785	214,906	214,944	225,935	0	
B. Prime Contracts Over \$25,000 Total		2,625,078	353,334	1,144,564	1,051,016	76,164	
Supply Contracts		1,199,431	31,527	640,797	464,042	63,065	
R&D Contracts		799,353	145,547	281,608	370,043	2,155	
Service Contracts		448,418	78,892	143,106	215,476	10,944	
Construction Contracts		112,807	32,299	79,053	1,455	0	
Civil Function Contracts		65,069	65,069	0	0	0	
Major Locations of Expenditures	Expenditures			Major Locations of Personnel	Military and Civilian Personnel		
	Total	Payroll Outlays	Prime Contracts		Total	Active Duty Military	Civilian
Seattle	\$1,898,756	\$155,123	\$1,743,633	Fort Lewis	24,793	21,954	2,839
Fort Lewis	758,360	673,442	84,918	Bremerton	14,501	1,397	13,104
Bremerton	586,262	567,639	18,623	McChord AFB	6,292	4,880	1,412
Kent	284,108	8,016	276,092	Fairchild AFB	5,119	4,362	757
Tacoma	213,408	158,210	55,198	Bangor	4,009	2,253	1,756
Whidbey Island NAS	204,641	165,404	39,237	Whidbey Island NAS	3,816	3,067	749
Bangor	151,011	146,931	4,080	Seattle	3,115	1,311	1,804
McChord AFB	148,477	130,065	18,412	Keyport	3,085	272	2,813
Fairchild AFB	120,338	100,501	19,837	Tacoma	2,283	1,350	933
Everett	114,035	11,317	102,718	Oak Harbor	612	581	31
Prime Contracts Over \$25,000 (Prior Three Years)		Total	Army	Navy & Marine Corps	Air Force	Other Defense Activities	
Fiscal Year 1987		\$3,112,025	\$440,308	\$1,128,525	\$1,448,374	\$94,818	
Fiscal Year 1986		2,525,250	443,155	917,205	1,035,197	129,693	
Fiscal Year 1985		3,559,364	365,821	762,810	2,317,843	112,890	
Top Five Contractors Receiving the Largest Dollar Volume of Prime Contract Awards in this State		Total Amount	Major Area of Work				
			FSC or Service Code Description			Amount	
1. BOEING COMPANY THE		\$1,885,485	AIRCRAFT FIXED WING			\$303,833	
2. BRINDERSON CONSTRUCTION		33,949	CONSTRUCTION/OTHER CONSERVATION DEV			33,949	
3. HONEYWELL INC		31,215	A&E/OTHER ARCHITECT AND ENGINEERING SVCS			11,811	
4. FLUKE JOHN MFG CO INC		30,830	ELECTRICAL & ELCT MEAS & TEST INSTRUMENTS			29,805	
5. LOCKHEED CORPORATION		29,453	LANDING CRAFT			38,440	
Total of Above		\$2,010,932	(76.6% of total awards over \$25,000)				

Prepared by: Washington Headquarters Services
Directorate for Information
Operations and Reports

MAP NO. 55

WEST VIRGINIA



Prepared By Washington Headquarters Services
Directorate for Information
Operations and Reports

WEST VIRGINIA

FISCAL YEAR 1988

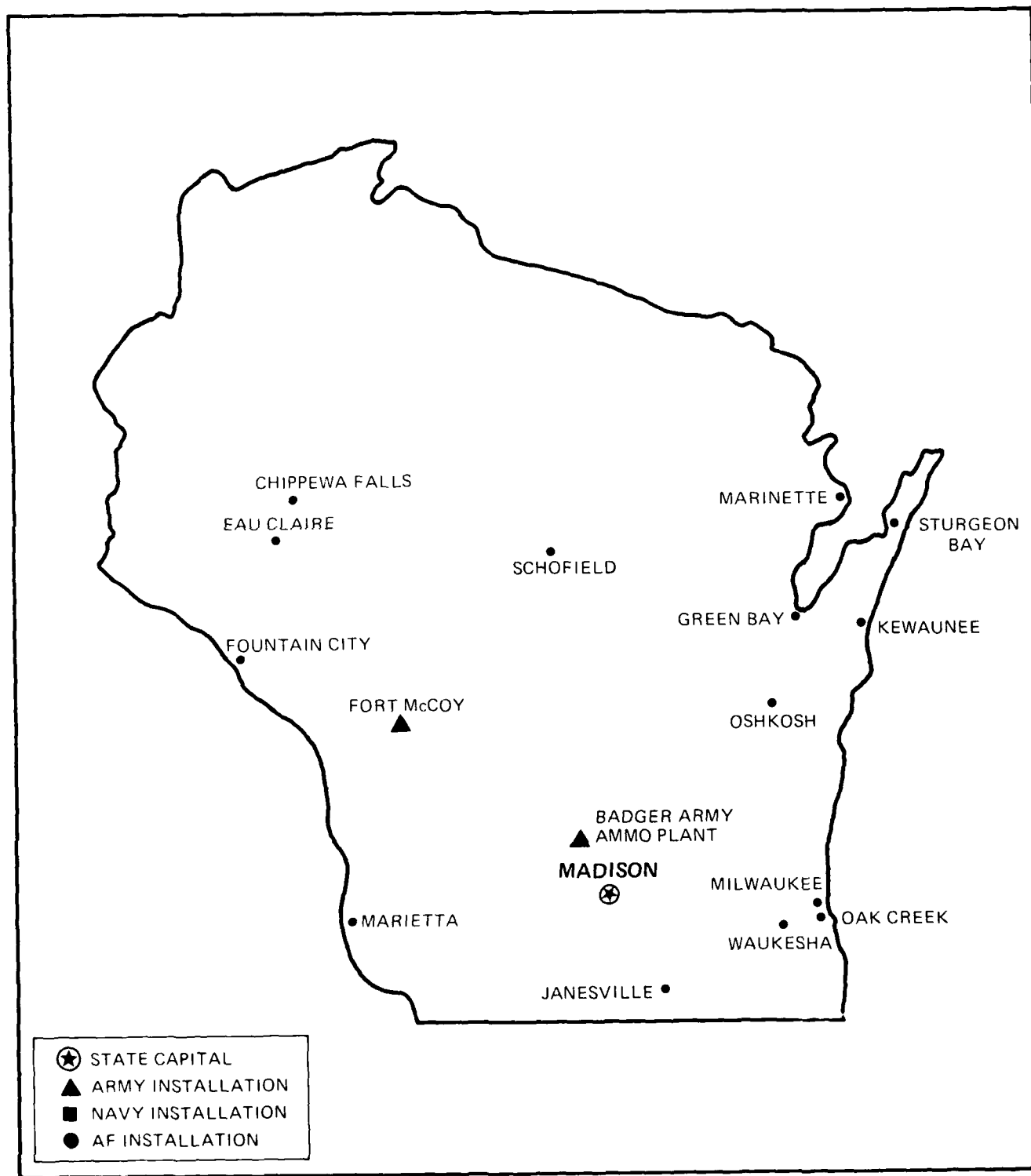
(DOLLARS IN THOUSANDS)

Personnel/Expenditures		Total	Army	Navy & Marine Corps	Air Force	Other Defense Activities	
I. Personnel - Total		15,582	10,776	1,746	3,027	33	
Active Duty Military		436	181	219	36	0	
Civilian		1,714	1,240	39	402	33	
Reserve & National Guard		13,432	9,355	1,488	2,589	0	
II. Expenditures - Total		\$391,221	\$249,134	\$55,355	\$53,992	\$32,740	
A. Payroll Outlays - Total		172,760	94,489	32,053	45,130	1,088	
Active Duty Military Pay		11,985	7,035	4,127	823	0	
Civilian Pay		50,493	36,666	1,055	11,684	1,088	
Reserve & National Guard Pay		29,340	19,390	2,775	7,175	0	
Retired Military Pay		80,942	31,398	24,096	25,448	0	
B. Prime Contracts Over \$25,000 Total		218,461	154,645	23,302	8,862	31,652	
Supply Contracts		68,168	11,172	17,166	8,178	31,652	
R&D Contracts		35,075	34,099	478	498	0	
Service Contracts		9,608	4,128	5,294	186	0	
Construction Contracts		1,672	1,308	364	0	0	
Civil Function Contracts		103,938	103,938	0	0	0	
Major Locations of Expenditures	Expenditures			Major Locations of Personnel	Military and Civilian Personnel		
	Total	Payroll Outlays	Prime Contracts		Total	Active Duty Military	Civilian
Rocket Center	\$57,916	\$0	\$57,916	Huntington	572	31	541
Gallipolis	54,623	0	54,623	Charleston	308	68	240
Huntington	33,904	23,770	10,134	Martinsburg	229	0	229
Weston	21,449	1,029	20,420	Sugar Grove	177	144	33
Charleston	17,120	13,735	3,385	Beckley	173	134	39
Williamson	14,035	924	13,111	Buckhannon	68	0	68
Rainelle	13,277	644	12,633	Parkersburg	66	2	64
Martinsburg	11,550	10,540	1,010	Point Pleasant	63	0	63
Beckley	8,462	8,427	35	Morgantown	55	32	23
Fairmont	8,416	1,442	6,974	Gallipolis Ferry	39	0	39
Prime Contracts Over \$25,000 (Prior Three Years)		Total	Army	Navy & Marine Corps	Air Force	Other Defense Activities	
Fiscal Year 1987		\$150,068	\$66,861	\$53,384	\$6,259	\$23,564	
Fiscal Year 1986		105,445	43,564	19,453	4,242	33,186	
Fiscal Year 1985		90,336	38,711	27,694	2,466	21,465	
Top Five Contractors Receiving the Largest Dollar Volume of Prime Contract Awards in this State		Total Amount	Major Area of Work				
			FSC or Service Code Description		Amount		
1. HERCULES INCORPORATED		\$57,860	RDTE/AMMUNITION - ADVANCED DEVELOPMENT		\$33,125		
2. G L R CONSTRUCTORS		45,400	CONSTRUCTION/ALL OTHER NON-BLDG FAC		45,400		
3. ISRATEX INC		12,633	OUTERWEAR, MEN'S		10,502		
4. ALLEN J F COMPANY		10,766	CONSTRUCTION/ALL OTHER NON-BLDG FAC		10,683		
5. GROVES S J & SONS COMPANY		9,000	CONSTRUCTION/ALL OTHER NON-BLDG FAC		9,000		
Total of Above		\$135,659	(62.1% of total awards over \$25,000)				

Prepared by: Washington Headquarters Services
Directorate for Information
Operations and Reports

MAP NO. 56

WISCONSIN



Prepared By: Washington Headquarters Services
Directorate for Information
Operations and Reports

WISCONSIN

FISCAL YEAR 1988

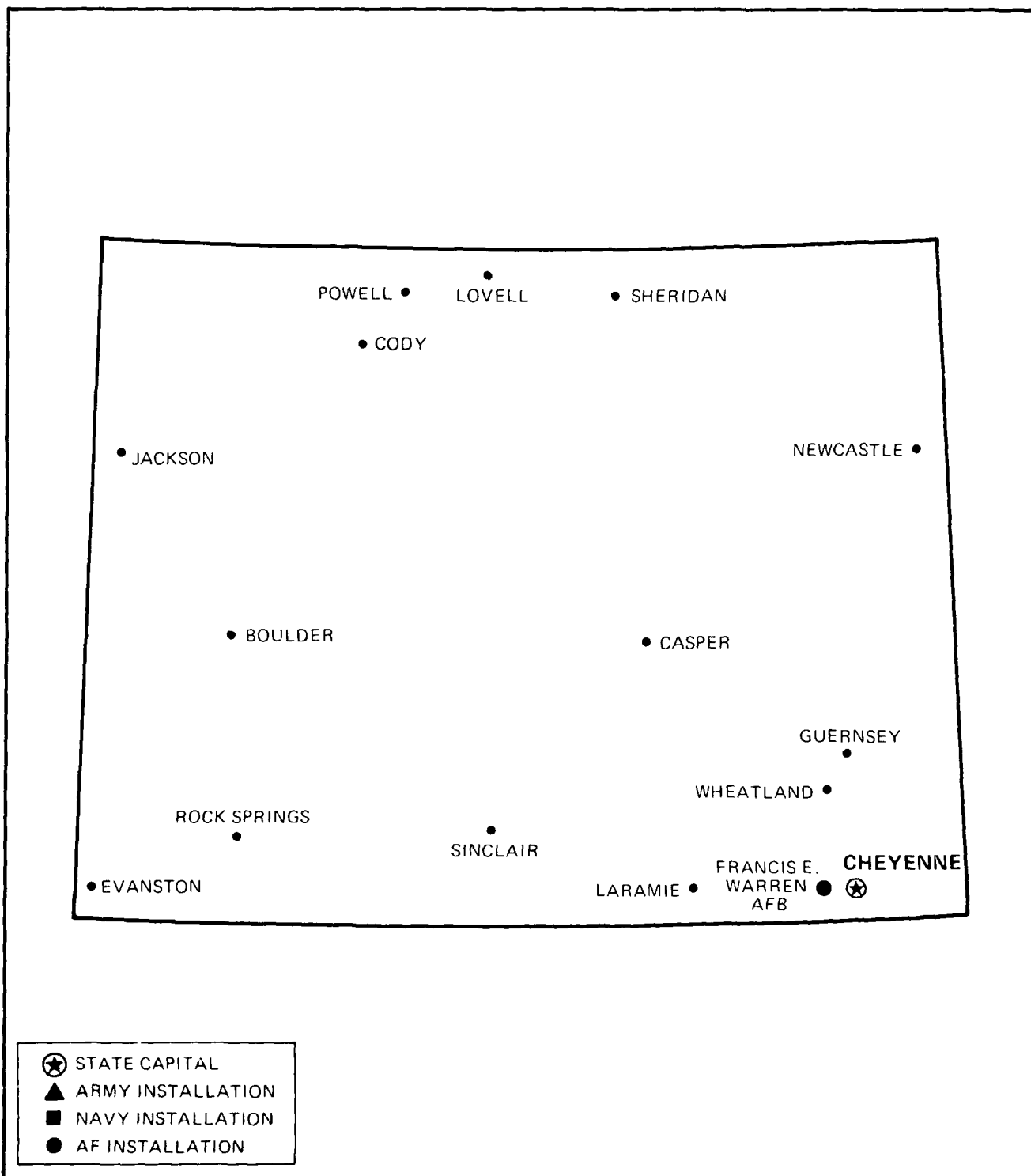
(DOLLARS IN THOUSANDS)

Personnel/Expenditures		Total	Army	Navy & Marine Corps	Air Force	Other Defense Activities	
I. Personnel - Total		37,873	27,352	5,151	5,196	174	
Active Duty Military		882	462	333	87	0	
Civilian		3,318	2,238	86	820	174	
Reserve & National Guard		33,673	24,652	4,732	4,289	0	
II. Expenditures - Total		\$1,282,738	\$805,436	\$163,442	\$119,297	\$194,563	
A. Payroll Outlays - Total		371,249	237,952	51,799	76,573	4,925	
Active Duty Military Pay		30,003	21,125	6,916	1,962	0	
Civilian Pay		83,286	54,211	2,270	21,880	4,925	
Reserve & National Guard Pay		144,191	119,331	10,434	14,426	0	
Retired Military Pay		113,769	43,285	32,179	38,305	0	
B. Prime Contracts Over \$25,000 Total		911,489	567,484	111,643	42,724	189,638	
Supply Contracts		780,490	489,900	104,229	32,529	153,832	
R&D Contracts		32,840	26,931	3,918	1,406	585	
Service Contracts		75,193	27,687	3,496	8,789	35,221	
Construction Contracts		12,456	12,456	0	0	0	
Civil Function Contracts		10,510	10,510	0	0	0	
Major Locations of Expenditures	Expenditures			Major Locations of Personnel	Military and Civilian Personnel		
	Total	Payroll Outlays	Prime Contracts		Total	Active Duty Military	Civilian
Oshkosh	\$266,466	\$5,077	\$261,389	Milwaukee	1,412	525	887
Milwaukee	166,491	52,554	113,937	Fort McCoy	1,330	138	1,192
Fort McCoy	100,450	100,450	0	Madison	468	84	384
Madison	81,119	19,972	61,147	Camp Williams	180	0	180
Waukesha	49,132	2,549	46,583	Fountain City	121	0	121
Janesville	47,026	0	47,026	Sturgeon Bay	72	11	61
Port Washington	41,859	166	41,693	Green Bay	52	39	13
Oak Creek	39,385	1,276	38,109	Eau Claire	40	1	39
Seymour	30,501	0	30,501	Kewaunee	38	0	38
Sturgeon Bay	25,558	2,864	22,694	Oshkosh	32	9	23
Prime Contracts Over \$25,000 (Prior Three Years)		Total	Army	Navy & Marine Corps	Air Force	Other Defense Activities	
Fiscal Year 1987		\$951,146	\$552,894	\$103,168	\$133,524	\$161,560	
Fiscal Year 1986		981,416	398,168	304,887	121,411	156,950	
Fiscal Year 1985		1,064,501	605,328	177,670	137,346	144,157	
Top Five Contractors Receiving the Largest Dollar Volume of Prime Contract Awards in this State		Total Amount	Major Area of Work				
			FSC or Service Code Description		Amount		
1. OSHKOSH TRUCK CORPORATION		\$259,764	TRUCKS AND TRUCK TRACTORS, WHEELED			\$248,297	
2. WALTERS GROUP INC		48,732	FUSES AND PRIMERS			26,658	
3. TRAK INTERNATIONAL INC		41,457	WAREHOUSE TRKS & TRACTORS, SELF-PROPELLED			41,336	
4. AQUA-CHEM INC		35,764	ROTE/OTHER RESEARCH & DEVELOPMENT-ENGR DEV			23,531	
5. WISCONSIN PHYSICIANS SVC INSUR		34,078	DEPENDENT MEDICARE			34,078	
Total of Above		\$419,795	(46.1% of total awards over \$25,000)				

Prepared by: Washington Headquarters Services
Directorate for Information
Operations and Reports

MAP NO. 57

WYOMING



Prepared By: Washington Headquarters Services
Directorate for Information
Operations and Reports

WYOMING

FISCAL YEAR 1988

(DOLLARS IN THOUSANDS)

Personnel/Expenditures		Total	Army	Navy & Marine Corps	Air Force	Other Defense Activities
I. Personnel - Total		9,075	2,782	336	5,881	76
Active Duty Military		3,922	17	2	3,903	0
Civilian		1,172	211	0	885	76
Reserve & National Guard		3,981	2,554	334	1,093	0
II. Expenditures - Total		\$214,370	\$26,515	\$7,743	\$139,982	\$40,130
A. Payroll Outlays - Total		159,757	21,322	6,928	128,793	2,714
Active Duty Military Pay		73,237	1,013	72	72,152	0
Civilian Pay		42,025	5,710	0	33,601	2,714
Reserve & National Guard Pay		11,464	7,440	672	3,352	0
Retired Military Pay		33,031	7,159	6,184	19,688	0
B. Prime Contracts Over \$25,000 Total		54,613	5,193	815	11,189	37,416
Supply Contracts		37,331	0	0	28	37,303
R&D Contracts		1,064	274	790	0	0
Service Contracts		13,365	2,548	25	10,679	113
Construction Contracts		2,801	2,319	0	482	0
Civil Function Contracts		52	52	0	0	0

Major Locations of Expenditures	Expenditures			Major Locations of Personnel	Military and Civilian Personnel		
	Total	Payroll Outlays	Prime Contracts		Total	Active Duty Military	Civilian
F. E. Warren AFB	\$117,469	\$101,526	\$15,943	Francis E Warren AFB	4,608	3,842	766
Cheyenne	41,163	31,549	9,614	Cheyenne	322	14	308
Newcastle	20,158	321	19,837	Powell	58	52	6
Casper	9,427	3,025	6,402	Guernsey	52	0	52
Laramie	4,661	3,545	1,116	Laramie	20	11	9
Sheridan	3,230	2,114	1,116	Casper	11	3	8
Guernsey	2,183	2,183	0	Lovell	5	0	5
Powell	1,766	1,695	71	Evanston	3	0	3
Rock Springs	862	862	0	Wheatland	3	0	3
Cody	683	683	0	Sheridan	2	0	2

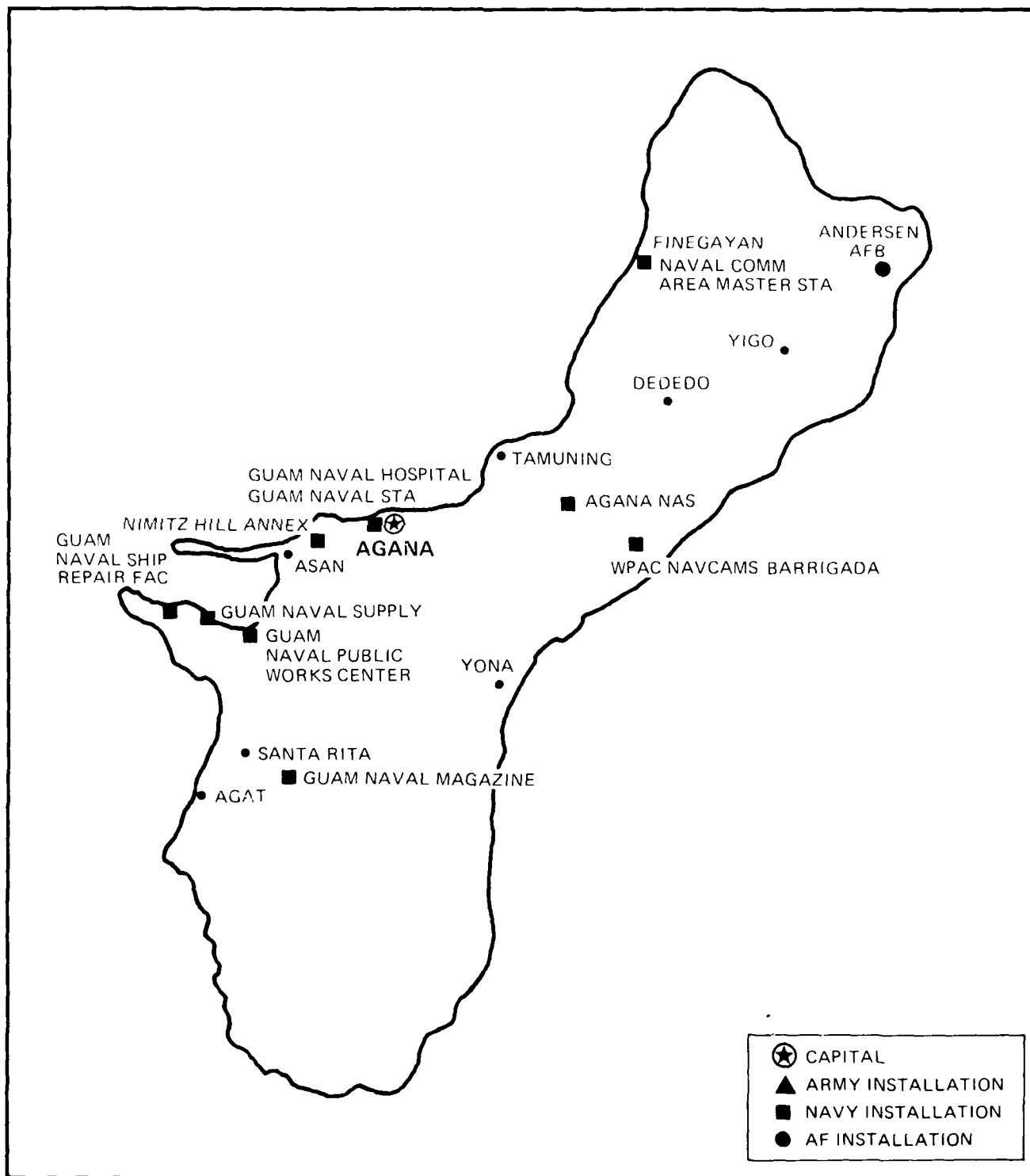
Prime Contracts Over \$25,000 (Prior Three Years)	Total	Army	Navy & Marine Corps	Air Force	Other Defense Activities
Fiscal Year 1987	\$47,378	\$14,232	\$872	\$17,326	\$14,948
Fiscal Year 1986	92,152	13,697	175	31,728	46,552
Fiscal Year 1985	124,586	45,887	159	18,482	60,058

Top Five Contractors Receiving the Largest Dollar Volume of Prime Contract Awards in this State	Total Amount	Major Area of Work	
		FSC or Service Code Description	Amount
1. HERMES CONSOLIDATED INC	\$19,837	LIQUID PROPELLANTS & FUEL, PETROLEUM BASE	\$19,837
2. FRONTIER OIL AND REF COMPANY	8,992	LIQUID PROPELLANTS & FUEL, PETROLEUM BASE	8,992
3. SINCLAIR MARKETING INC	6,033	LIQUID PROPELLANTS & FUEL, PETROLEUM BASE	6,033
4. HONEYWELL INC	2,048	MAINT-REPAIR-ALTER/AIRFIELD - OTHER	2,048
5. UNIVERSITY OF WYOMING	1,615	ROUTE/OTHER DEFENSE - RESEARCH	740
Total of Above	\$38,525	(70.5% of total awards over \$25,000)	

Prepared by: Washington Headquarters Services
Directorate for Information
Operations and Reports

MAP NO. 58

GUAM



Prepared By Washington Headquarters Services
Directorate for Information
Operations and Reports

GUAM

FISCAL YEAR 1988

(DOLLARS IN THOUSANDS)

Personnel/Expenditures	Total	Army	Navy & Marine Corps	Air Force	Other Defense Activities
I. Personnel - Total	13,125	1,103	7,513	4,508	1
Active Duty Military	7,169	36	3,361	3,772	0
Civilian	4,748	15	4,139	593	1
Reserve & National Guard	1,208	1,052	13	143	0
II. Expenditures - Total	\$445,696	\$3,376	\$315,518	\$116,744	\$10,058
A. Payroll Outlays - Total	333,905	2,680	241,208	89,964	53
Active Duty Military Pay	207,589	1,104	135,732	70,753	0
Civilian Pay	114,171	363	98,608	15,147	53
Reserve & National Guard Pay	2,073	1,195	261	617	0
Retired Military Pay	10,072	18	6,607	3,447	0
B. Prime Contracts Over \$25,000 Total	111,791	696	74,310	26,780	10,005
Supply Contracts	7,742	0	2,014	5,728	0
R&D Contracts	0	0	0	0	0
Service Contracts	83,741	30	52,654	21,052	10,005
Construction Contracts	19,642	0	19,642	0	0
Civil Function Contracts	666	666	0	0	0

Major Locations of Expenditures	Expenditures			Major Locations of Personnel	Military and Civilian Personnel		
	Total	Payroll Outlays	Prime Contracts		Total	Active Duty Military	Civilian
Agana	\$219,950	\$219,550	\$0	Agana	6,693	1,955	4,738
Andersen AB	69,747	69,747	0	Andersen AB	3,710	3,710	0
Finegayan	17,823	17,823	0	Finegayan	988	982	6
Apra	14,719	14,719	0	Yona	371	371	0
Yona	7,151	7,151	0	Nimitz Hill	81	81	0
Nimitz Hill	1,459	1,459	0	Apra	68	68	0
Tamuning	1,189	1,189	0	Naval Supply Depot	4	0	4
Agat	879	879	0	Agat	2	2	0
Naval Supply Depot	674	674	0				
Mangilao	58	58	0				

Prime Contracts Over \$25,000 (Prior Three Years)	Total	Army	Navy & Marine Corps	Air Force	Other Defense Activities
Fiscal Year 1987	\$102,876	\$1,115	\$77,299	\$15,605	\$8,857
Fiscal Year 1986	60,700	30	39,098	12,219	3,353
Fiscal Year 1985	103,698	442	95,245	6,745	7,266

Top Five Contractors Receiving the Largest Dollar Volume of Prime Contract Awards in this Area	Total Amount	Major Area of Work	
		FSC or Service Code Description	Amount
1. BLACK E E LIMITED	\$19,222	MAINT-REPAIR-ALTER/OTHER NON-BLDG FAC	\$16,266
2. MANVILLE CORPORATION	11,979	MAINT-REPAIR-ALTER/FAMILY HOUSING	11,881
3. GOVERNMENT OF GUAM DEPT OF PUB	11,446	TUITION FEES	11,446
4. GUAM REFINING INTERNATIONAL	8,804	LEASE-RENT OF FAC/FUEL STORAGE BLDGS	8,804
5. HIE BLACK CONSTRUCTION CORP J	6,598	CONSTRUCTION/TROOP HOUSING	6,598
Total of Above	\$58,049	(51.9% of total awards over \$25,000)	

Prepared by: Washington Headquarters Services
Directorate for Information
Operations and Reports

MAP NO. 59

PUERTO RICO



Prepared By: Washington Headquarters Services
Directorate for Information
Operations and Reports

PUERTO RICO

FISCAL YEAR 1988

(DOLLARS IN THOUSANDS)

Personnel Expenditures	Total	Army	Navy & Marine Corps	Air Force	Other Defense Activities
I. Personnel - Total	25,904	20,710	4,773	373	48
Active Duty Military	2,737	367	2,324	46	0
Civilian	3,571	1,623	1,642	258	48
Reserve & National Guard	13,596	18,720	807	69	0
II. Expenditures - Total	\$446,077	\$123,383	\$173,932	\$19,199	\$179,563
A. Payroll Outlays - Total	217,212	106,349	90,625	18,960	1,278
Active Duty Military Pay	62,472	13,851	47,152	1,469	0
Civilian Pay	70,978	24,962	37,594	7,144	1,278
Reserve & National Guard Pay	30,880	24,081	2,115	4,684	0
Retired Military Pay	52,882	43,455	3,764	5,663	0
B. Prime Contracts Over \$25,000 Total	278,865	17,034	83,307	239	178,285
Supply Contracts	189,110	5,911	5,909	0	177,290
R&D Contracts	223	0	223	0	0
Service Contracts	67,969	5,341	61,394	239	995
Construction Contracts	16,882	1,101	15,781	0	0
Civil Function Contracts	4,681	4,681	0	0	0

Major Locations of Expenditures	Expenditures			Major Locations of Personnel	Military and Civilian Personnel		
	Total	Payroll Outlays	Prime Contracts		Total	Active Duty Military	Civilian
Roosevelt Roads NS	\$112,746	\$38,598	\$74,148	Eleanor Roosevelt	1,826	1,801	25
Mayaguez	50,932	2,841	47,191	Fort Buchanan	1,498	296	1,202
Yabucoa	37,377	142	37,235	Ceiba	777	0	777
Fort Buchanan	29,195	26,062	3,133	Roosevelt Roads NS	535	125	410
San Juan	23,876	14,145	9,731	Sabana Seca	373	297	76
Ceiba	19,288	19,021	267	Carolina	212	0	212
Barceloneta	16,138	429	15,709	Puerta De Tierra	171	0	171
Carolina	15,696	9,063	6,633	San Juan	150	62	88
Caguas	13,601	3,446	10,155	Salinas	105	60	45
San Lorenzo	11,836	255	11,581	Puerto Nuevo	92	0	92

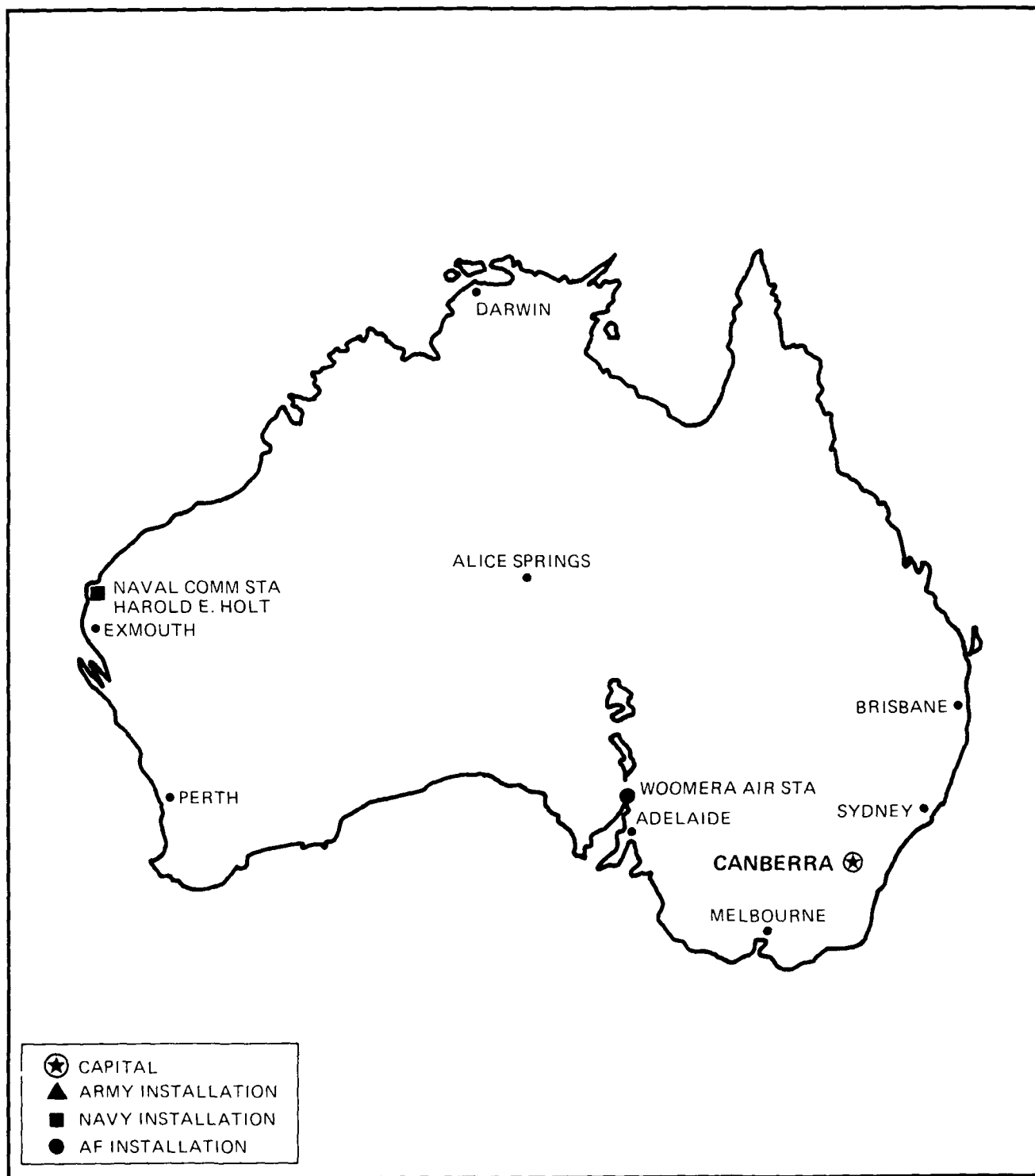
Prime Contracts Over \$25,000 (Prior Three Years)	Total	Army	Navy & Marine Corps	Air Force	Other Defense Activities
Fiscal Year 1987	\$323,100	\$77,559	\$61,343	\$702	\$183,496
Fiscal Year 1986	414,347	55,315	46,903	903	311,226
Fiscal Year 1985	435,950	26,041	32,190	1,427	436,292

Top Five Contractors Receiving the Largest Dollar Volume of Prime Contract Awards in this Area	Total Amount	Major Area of Work	
		FSC or Service Code Description	Amount
1. PROPPER INTERNATIONAL INC	\$48,978	CLOTHING, SPECIAL PURPOSE	\$46,846
2. SUN COMPANY INC	37,235	FUEL OILS	37,235
3. GENERAL ELECTRIC COMPANY	21,899	OPER OF GOVT FAC/ALI. OTHER NON-BLDG FAC	18,061
4. AMETEX ENTERPRISES LTD	13,207	CLOTHING, SPECIAL PURPOSE	12,936
5. GONZALEZ FERMIN O INC	12,482	MAINT-REPAIR-ALTER/FAMILY HOUSING	12,296
Total of Above	\$133,801	(48.0% of total awards over \$25,000)	

Prepared by: Washington Headquarters Services
Directorate for Information
Operations and Reports

MAP NO. 60

AUSTRALIA



Prepared By Washington Headquarters Services
Directorate for Information
Operations and Reports

AUSTRALIA

FISCAL YEAR 1988

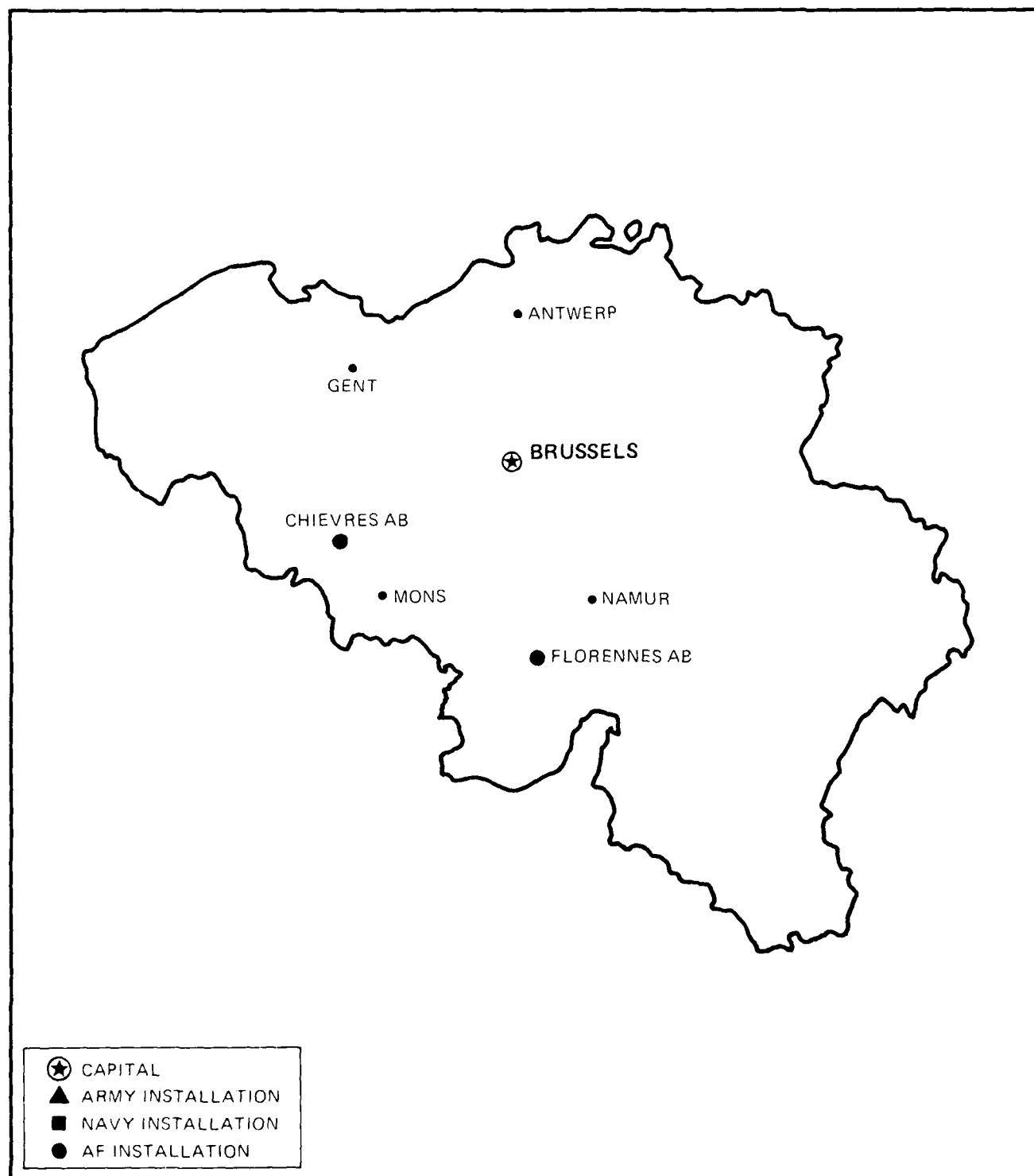
(DOLLARS IN THOUSANDS)

Personnel/Expenditures	Total	Army	Navy & Marine Corps	Air Force	Other Defense Activities
I. Personnel - Total	1,722	56	1,161	505	0
Active Duty Military	603	9	460	134	0
Civilian	258	0	257	1	0
Military Dependents	784	47	367	370	0
U.S. Civilian Dependents	77	0	77	0	0
II. Expenditures - Total	\$39,219	\$756	\$25,978	\$5,035	\$7,450
A. Payroll Outlays - Total	24,856	215	19,865	4,776	0
Active Duty Military Pay	12,257	215	8,954	3,088	0
Civilian Pay	9,041	0	9,036	5	0
Reserve & National Guard Pay	2	0	0	2	0
Retired Military Pay	3,556	0	1,875	1,681	0
B. Prime Contracts Over \$25,000 Total	14,363	541	6,113	259	7,450
Supply Contracts	8,739	502	615	259	7,363
R&D Contracts	5,120	0	5,062	0	58
Service Contracts	504	39	436	0	29
Construction Contracts	0	0	0	0	0
Civil Function Contracts	0	0	0	0	0
Prime Contracts Over \$25,000 (Prior Three Years)	Total	Army	Navy & Marine Corps	Air Force	Other Defense Activities
Fiscal Year 1987	\$12,489	\$166	\$870	\$78	\$11,375
Fiscal Year 1986	17,321	56	3,869	365	13,031
Fiscal Year 1985	13,097	66	723	6	12,302
Top Five Contractors Receiving the Largest Dollar Volume of Prime Contract Awards in this Country	Total Amount	Major Area of Work			
		FSC or Service Code Description			Amount
1. ANDREW ANTENNA GOVERNMENT PRO	\$5,062	RDE/ELEC & COMMUNICATION EQ - OP SYS DEV			\$5,062
2. ROYAL DUTCH PETROLEUM COMPANY	4,406	LIQUID PROPELLANTS & FUEL, PETROLEUM BASE			4,406
3. MOBIL CORPORATION	2,493	FUEL OILS			2,349
4. PLESSEY PACIFIC DEF SYSTEMS	467	ADP SOFTWARE			467
5. PINES R H CORPORATION THE	429	PLATE, SHEET, STRIP & FOIL: IRON AND STEEL			403
Total of Above	\$12,857	(89.5% of total awards over \$25,000)			

Prepared by: Washington Headquarters Services
Directorate for Information
Operations and Reports

MAP NO. 61

BELGIUM



Prepared By: Washington Headquarters Services
Directorate for Information
Operations and Reports

BELGIUM

FISCAL YEAR 1988

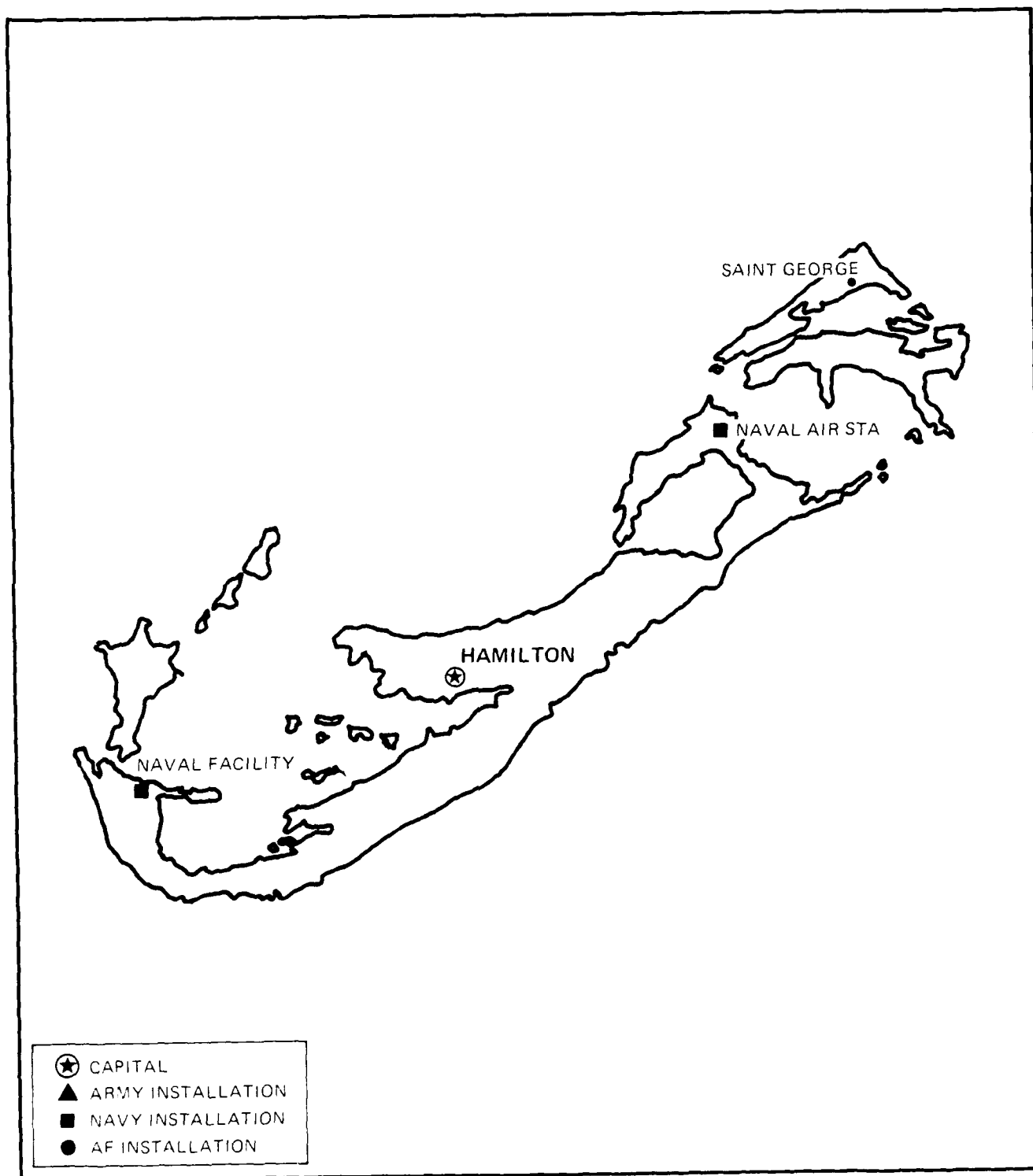
(DOLLARS IN THOUSANDS)

Personnel/Expenditures	Total	Army	Navy & Marine Corps	Air Force	Other Defense Activities
I. Personnel - Total	7,859	4,012	394	3,278	175
Active Duty Military	3,417	1,527	165	1,725	0
Civilian	542	334	0	66	142
Military Dependents	3,645	1,969	229	1,447	0
U.S. Civilian Dependents	255	182	0	40	33
II. Expenditures - Total	\$136,977	\$59,087	\$6,260	\$59,807	\$11,823
A. Payroll Outlays - Total	95,325	41,790	4,861	43,158	5,516
Active Duty Military Pay	81,326	36,511	4,515	40,300	0
Civilian Pay	12,872	5,279	0	2,077	5,516
Reserve & National Guard Pay	15	0	0	15	0
Retired Military Pay	1,112	0	346	766	0
B. Prime Contracts Over \$25,000 Total	41,652	17,297	1,399	16,649	6,307
Supply Contracts	6,465	897	950	2	4,616
R&D Contracts	33	33	0	0	0
Service Contracts	33,937	15,110	449	16,687	1,691
Construction Contracts	1,217	1,257	0	40-	0
Civil Function Contracts	0	0	0	0	0
Prime Contracts Over \$25,000 (Prior Three Years)	Total	Army	Navy & Marine Corps	Air Force	Other Defense Activities
Fiscal Year 1987	\$51,535	\$25,891	\$363	\$14,341	\$10,940
Fiscal Year 1986	82,282	45,931	777	21,692	13,882
Fiscal Year 1985	66,200	15,300	193	31,606	19,101
Top Five Contractors Receiving the Largest Dollar Volume of Prime Contract Awards in this Country	Total Amount	Major Area of Work			
		FSC or Service Code Description			Amount
1. S A B C A SA SA BELGIE DE CONS	\$9,613	MAINT-REPAIR OF EQ/GUIDED MISSILES			\$9,942
2. FABRIQUE NATIONALE HERSTAL SA	6,916	MAINT-REPAIR OF EQ/ENGINES & TURBINES			6,173
3. TRANS EUROPEAN AWY MAINT & AGU	3,867	MAINT-REPAIR OF EQ/AIRCRAFT			3,867
4. STREITKRAEFTEN US TRUPPENVER	3,556	OPER OF GOVT FAC/AMMO STORAGE BLDGS			3,556
5. PINES R H CORPORATION THE	2,066	PLATE SHEET STRIP FOIL: NONFERROUS METAL			1,139
Total of Above	\$26,018	(62.5% of total awards over \$25,000)			

Prepared by: Washington Headquarters Services
Directorate for Information
Operations and Reports

MAP NO. 62

BERMUDA



Prepared By: Washington Headquarters Services
Directorate for Information
Operations and Reports

BERMUDA

FISCAL YEAR 1988

(DOLLARS IN THOUSANDS)

Personnel/Expenditures	Total	Army	Navy & Marine Corps	Air Force	Other Defense Activities
I. Personnel - Total	2,888	0	2,843	0	45
Active Duty Military	1,110	0	1,110	0	0
Civilian	458	0	413	0	45
Military Dependents	982	0	982	0	0
U.S. Civilian Dependents	338	0	338	0	0
II. Expenditures - Total	\$47,938	\$0	\$44,575	\$148	\$3,215
A. Payroll Outlays - Total	33,254	0	31,169	148	1,937
Active Duty Military Pay	21,035	0	21,035	0	0
Civilian Pay	11,657	0	9,720	0	1,937
Reserve & National Guard Pay	0	0	0	0	0
Retired Military Pay	562	0	414	148	0
B. Prime Contracts Over \$25,000					
Total	14,684	0	13,406	0	1,278
Supply Contracts	318	0	0	0	318
R&D Contracts	0	0	0	0	0
Service Contracts	6,749	0	5,789	0	960
Construction Contracts	7,617	0	7,617	0	0
Civil Function Contracts	0	0	0	0	0
Prime Contracts Over \$25,000 (Prior Three Years)	Total	Army	Navy & Marine Corps	Air Force	Other Defense Activities
Fiscal Year 1987	\$7,635	\$0	\$6,862	\$0	\$773
Fiscal Year 1986	8,924	0	5,743	0	3,181
Fiscal Year 1985	11,413	54	8,880	0	2,479
Top Five Contractors Receiving the Largest Dollar Volume of Prime Contract Awards in this Country	Total Amount	Major Area of Work			
		FSC or Service Code Description			Amount
1. SOCIEDADE DE EMPREITADAS E TRA	\$3,707	CONSTRUCTION/MISCELLANEOUS BUILDINGS			\$3,555
2. ALTEX ENTERPRISES INC	1,737	CONSTRUCTION/OTHER INDUSTRIAL BUILDINGS			1,672
3. NORTH AMERICAN MECHANICAL SVCS	1,587	CONSTRUCTION/MISCELLANEOUS BUILDINGS			1,587
4. FEDERAL CONSTRUCTION INC	1,330	MAINT-REPAIR-ALTER/FAMILY HOUSING			1,330
5. MAR INCORPORATED	1,003	OPER OF GOVT FAC/R&D GOCO FACILITIES			1,003
Total of Above	\$9,364	(63.8% of total awards over \$25,000)			

Prepared by: Washington Headquarters Services
Directorate for Information
Operations and Reports

MAP NO. 63

CANADA



Prepared By Washington Headquarters Services
Directorate for Information
Operations and Reports

CANADA

FISCAL YEAR 1988

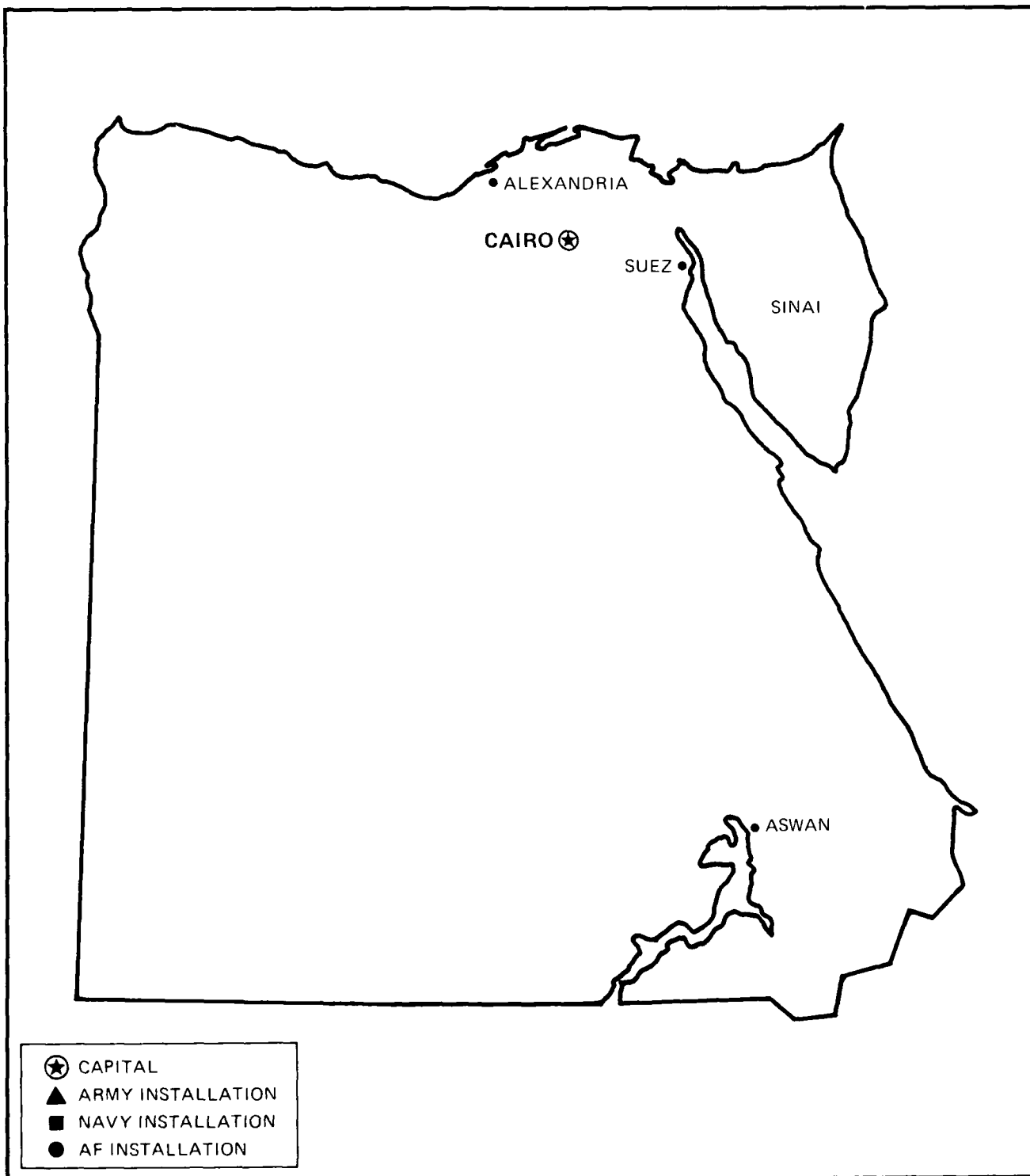
(DOLLARS IN THOUSANDS)

Personnel/Expenditures	Total	Army	Navy & Marine Corps	Air Force	Other Defense Activities
I. Personnel - Total	1,431	18	1,003	366	44
Active Duty Military	531	8	400	123	0
Civilian	190	9	136	10	35
Military Dependents	668	1	435	232	0
U.S. Civilian Dependents	42	0	32	1	9
II. Expenditures - Total	\$498,852	\$149,450	\$104,098	\$163,649	\$81,655
A. Payroll Outlays - Total	24,448	438	15,500	7,357	1,153
Active Duty Military Pay	12,550	191	8,402	3,957	0
Civilian Pay	6,561	247	4,936	225	1,153
Reserve & National Guard Pay	0	0	0	0	0
Retired Military Pay	5,337	0	2,162	3,175	0
B. Prime Contracts Over \$25,000 Total	474,404	149,012	88,598	156,292	80,502
Supply Contracts	332,218	124,350	79,918	50,267	77,683
R&D Contracts	16,137	1,912	1,652	11,494	1,079
Service Contracts	106,050	4,473	5,306	94,531	1,740
Construction Contracts	1,722	0	1,722	0	0
Civil Function Contracts	18,277	18,277	0	0	0
Prime Contracts Over \$25,000 (Prior Three Years)	Total	Army	Navy & Marine Corps	Air Force	Other Defense Activities
Fiscal Year 1987	\$555,422	\$150,124	\$128,299	\$161,798	\$115,201
Fiscal Year 1986	644,636	143,533	173,376	180,336	147,391
Fiscal Year 1985	764,763	386,769	155,988	156,250	65,756
Top Five Contractors Receiving the Largest Dollar Volume of Prime Contract Awards in this Country	Total Amount	Major Area of Work			
		FSC or Service Code Description		Amount	
1. CANADIAN COMMERCIAL CORPORATIN	\$276,501	COMMUNICATION TRAINING DEVICES		\$22,672	
2. ITT CORPORATION	77,489	OPER OF GOVT FAC/RADAR & NAVIGATIONAL FAC		77,339	
3. WESTERN PETROLEUM COMPANY	48,503	LIQUID PROPELLANTS & FUEL, PETROLEUM BASE		48,503	
4. ROCKWELL INTERNATIONAL CORP	14,951	ANTENNAS, WAVEGUIDES & RELATED EQUIPMENT		9,711	
5. GENERAL ELECTRIC COMPANY	9,046	WATER TURBINES & WATER WHEELS & COMPS		7,000	
Total of Above	\$426,490	(89.9% of total awards over \$25,000)			

Prepared by: Washington Headquarters Services
Directorate for Information
Operations and Reports

MAP NO. 64

EGYPT



Prepared By: Washington Headquarters Services
Directorate for Information
Operations and Reports

EGYPT

FISCAL YEAR 1988

(DOLLARS IN THOUSANDS)

Personnel/Expenditures	Total	Army	Navy & Marine Corps	Air Force	Other Defense Activities
I. Personnel - Total	1,843	1,389	304	150	0
Active Duty Military	1,484	1,354	64	66	0
Civilian	253	24	199	30	0
Military Dependents	62	1	22	39	0
U.S. Civilian Dependents	44	10	19	15	0
II. Expenditures - Total	\$88,538	\$70,968	\$7,881	\$9,689	\$0
A. Payroll Outlays - Total	44,489	33,136	7,806	3,547	0
Active Duty Military Pay	36,110	32,374	1,452	2,284	0
Civilian Pay	7,839	762	6,192	885	0
Reserve & National Guard Pay	0	0	0	0	0
Retired Military Pay	540	0	162	378	0
B. Prime Contracts Over \$25,000 Total	44,049	37,832	75	6,142	0
Supply Contracts	920	0	0	920	0
R&D Contracts	0	0	0	0	0
Service Contracts	18,453	13,156	75	5,222	0
Construction Contracts	24,676	24,676	0	0	0
Civil Function Contracts	0	0	0	0	0
Prime Contracts Over \$25,000 (Prior Three Years)	Total	Army	Navy & Marine Corps	Air Force	Other Defense Activities
Fiscal Year 1987	\$49,188	\$19,051	\$6,815	\$23,322	\$0
Fiscal Year 1986	22,418	12,058	0	7,009	3,351
Fiscal Year 1985	44,510	3,555	99	36,038	4,818
Top Five Contractors Receiving the Largest Dollar Volume of Prime Contract Awards in this Country	Total Amount	Major Area of Work			
		FSC or Service Code Description			Amount
1. EBASCO OVERSEAS TAYLOR WOOD JV	\$11,215	CONSTRUCTION/MISCELLANEOUS BUILDINGS			\$11,215
2. PHILIPS HOLZMANN AG JAN DE NUL	9,281	CONSTRUCTION/DREDGING			9,281
3. BURNS & MC DONNELL INC	8,258	A&E/ARCHITECT-ENGINEER SVCS (NON-CONST)			8,258
4. GENERAL DYNAMICS CORPORATION	6,597	VOCATIONAL-TECHNICAL TRAINING			3,724
5. GENERAL ELECTRIC COMPANY	4,158	CONSTRUCTION/OTHER INDUSTRIAL BUILDINGS			4,158
Total of Above	\$39,509	(89.7% of total awards over \$25,000)			

Prepared by: Washington Headquarters Services
Directorate for Information
Operations and Reports

MAP NO. 65

GERMANY



Prepared By Washington Headquarters Services
Directorate for Information
Operations and Reports

GERMANY

FISCAL YEAR 1988

(DOLLARS IN THOUSANDS)

Personnel/Expenditures	Total	Army	Navy & Marine Corps	Air Force	Other Defense Activities
I. Personnel - Total	495,264	395,087	1,007	90,988	8,182
Active Duty Military	249,142	208,701	438	40,003	0
Civilian	31,749	21,535	14	2,288	7,912
Military Dependents	203,214	155,464	535	47,215	0
U.S. Civilian Dependents	11,159	9,387	20	1,482	270
II. Expenditures - Total	\$8,354,500	\$6,880,755	\$20,636	\$1,070,622	\$382,487
A. Payroll Outlays - Total	6,324,421	5,210,878	14,197	867,067	232,279
Active Duty Military Pay	5,776,942	4,990,041	11,668	775,233	0
Civilian Pay	518,870	220,837	589	65,165	232,279
Reserve & National Guard Pay	367	0	0	367	0
Retired Military Pay	28,242	0	1,940	26,302	0
B. Prime Contracts Over \$25,000					
Total	2,030,079	1,669,877	6,439	203,555	150,208
Supply Contracts	402,243	268,764	1,003	29,533	102,943
R&D Contracts	38,445	8,694	1,553	1,304	26,894
Service Contracts	1,359,934	1,174,351	3,883	161,329	20,371
Construction Contracts	229,457	218,068	0	11,389	0
Civil Function Contracts	0	0	0	0	0
Prime Contracts Over \$25,000 (Prior Three Years)					
Fiscal Year 1987	\$2,092,748	\$1,636,373	\$3,567	\$313,313	\$139,445
Fiscal Year 1986	2,176,473	1,618,191	3,380	245,816	309,086
Fiscal Year 1985	1,898,310	1,426,918	28,629	254,791	187,972
Top Five Contractors Receiving the Largest Dollar Volume of Prime Contract Awards in this Country	Total Amount	Major Area of Work			
		FSC or Service Code Description			Amount
1. FEDERAL REPUBLIC OF GERMANY	\$319,437	CONSTRUCTION/MISCELLANEOUS BUILDINGS			\$41,441
2. EUROPEAN UTILITY CO	260,965	ELECTRICITY SERVICES			105,232
3. MIP INSTANDSETZUNGSBETRIC	198,016	OPER OF GOVT FAC/MAINTENANCE BLDGS			198,016
4. BUNDESAMT FUER WEHRTECHNIK	129,607	GUIDED MISSILE SYSTEMS, COMPLETE			45,811
5. FEDERAL MINISTRY OF REG PLANNI	44,685	MAINT-REPAIR-ALTER/OTHER NON-BLDG FAC			6,024
Total of Above	\$952,710	(46.9% of total awards over \$25,000)			

Prepared by: Washington Headquarters Services
Directorate for Information
Operations and Reports

MAP NO. 66

GREECE



Prepared By Washington Headquarters Services
Directorate for Information
Operations and Reports

GREECE

FISCAL YEAR 1988

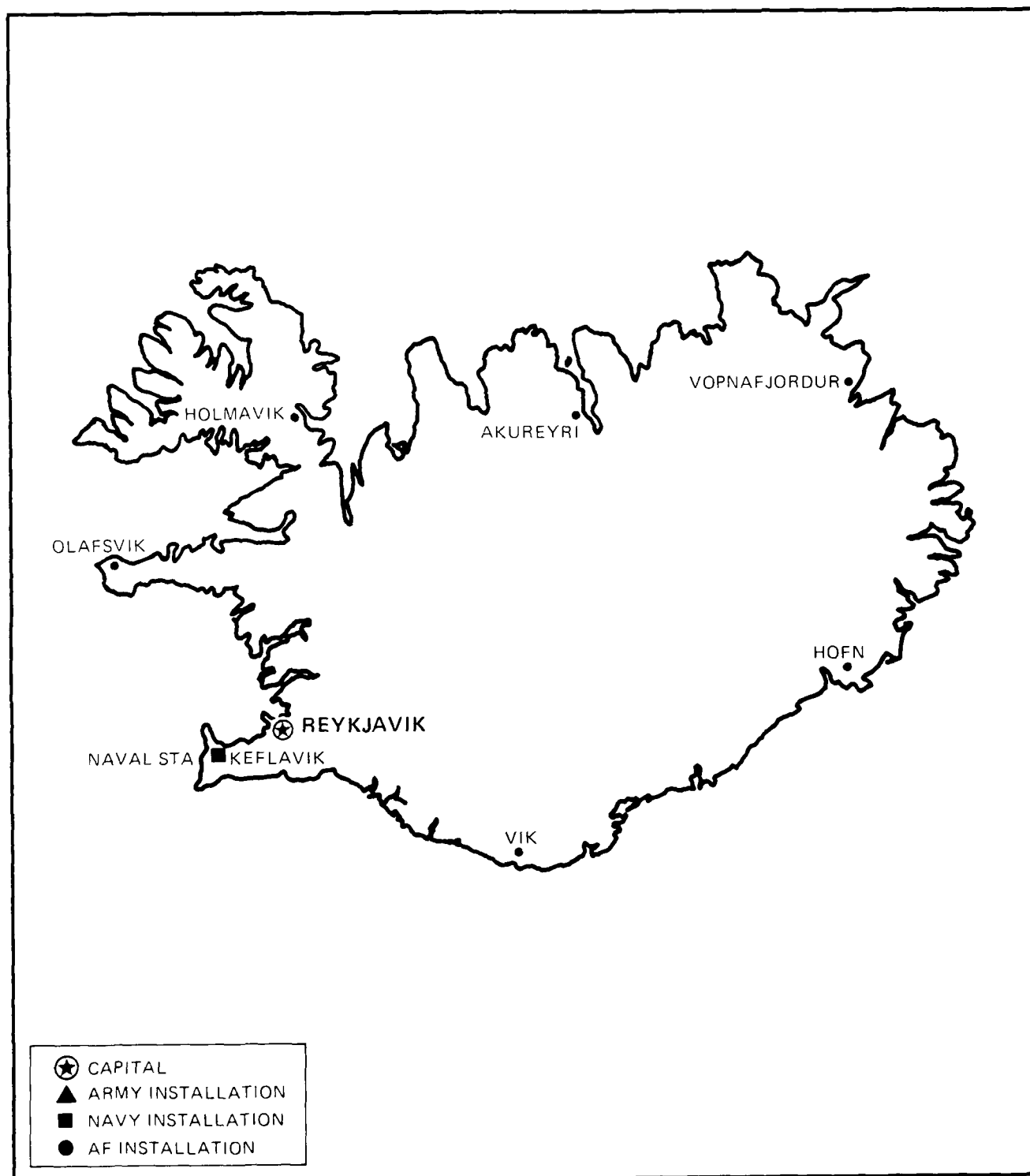
(DOLLARS IN THOUSANDS)

Personnel/Expenditures	Total	Army	Navy & Marine Corps	Air Force	Other Defense Activities
I. Personnel - Total	6,749	836	852	4,927	134
Active Duty Military	3,357	465	554	2,338	0
Civilian	313	25	28	184	76
Military Dependents	2,885	333	250	2,302	0
U.S. Civilian Dependents	194	13	20	103	58
II. Expenditures - Total	\$250,137	\$11,479	\$15,652	\$69,348	\$153,658
A. Payroll Outlays - Total	76,701	11,179	11,466	52,156	1,900
Active Duty Military Pay	64,519	11,118	10,358	43,043	0
Civilian Pay	9,505	61	623	6,921	1,900
Reserve & National Guard Pay	28	0	0	28	0
Retired Military Pay	2,649	0	485	2,164	0
B. Prime Contracts Over \$25,000 Total	173,436	300	4,186	17,192	151,758
Supply Contracts	148,384	0	0	209	148,175
R&D Contracts	0	0	0	0	0
Service Contracts	24,524	155	4,094	16,692	3,583
Construction Contracts	528	145	92	291	0
Civil Function Contracts	0	0	0	0	0
Prime Contracts Over \$25,000 (Prior Three Years)	Total	Army	Navy & Marine Corps	Air Force	Other Defense Activities
Fiscal Year 1987	\$193,439	\$796	\$7,421	\$26,327	\$158,895
Fiscal Year 1986	422,558	1,500	2,447	24,872	393,739
Fiscal Year 1985	191,527	1,416	1,575	23,889	164,647
Top Five Contractors Receiving the Largest Dollar Volume of Prime Contract Awards in this Country	Total Amount	Major Area of Work			
		FSC or Service Code Description			Amount
1. MOTOR OILS HELLAS CORINTH REFI	\$149,629	LIQUID PROPELLANTS & FUEL, PETROLEUM BASE			\$146,427
2. PACIFIC ARCHITCTS ENGINEERS INC	13,689	BASE OPERATIONS SUPPORT SERVICES			13,689
3. THENANARIS SHIP MANAGEMENT	2,885	MARINE CHARTER FOR THINGS			2,885
4. HELLENIC FUEL & LUBRICANT IND	1,748	FUEL OILS			1,748
5. COMBUSTION ENGINEERING INC	980	OPER OF GOVT FAC/ELCT & COMM FAC			980
Total of Above	\$168,931	(97.4% of total awards over \$25,000)			

Prepared by: Washington Headquarters Services
Directorate for Information
Operations and Reports

MAP NO. 67

ICELAND



Prepared By: Washington Headquarters Services
Directorate for Information
Operations and Reports

ICELAND

FISCAL YEAR 1988

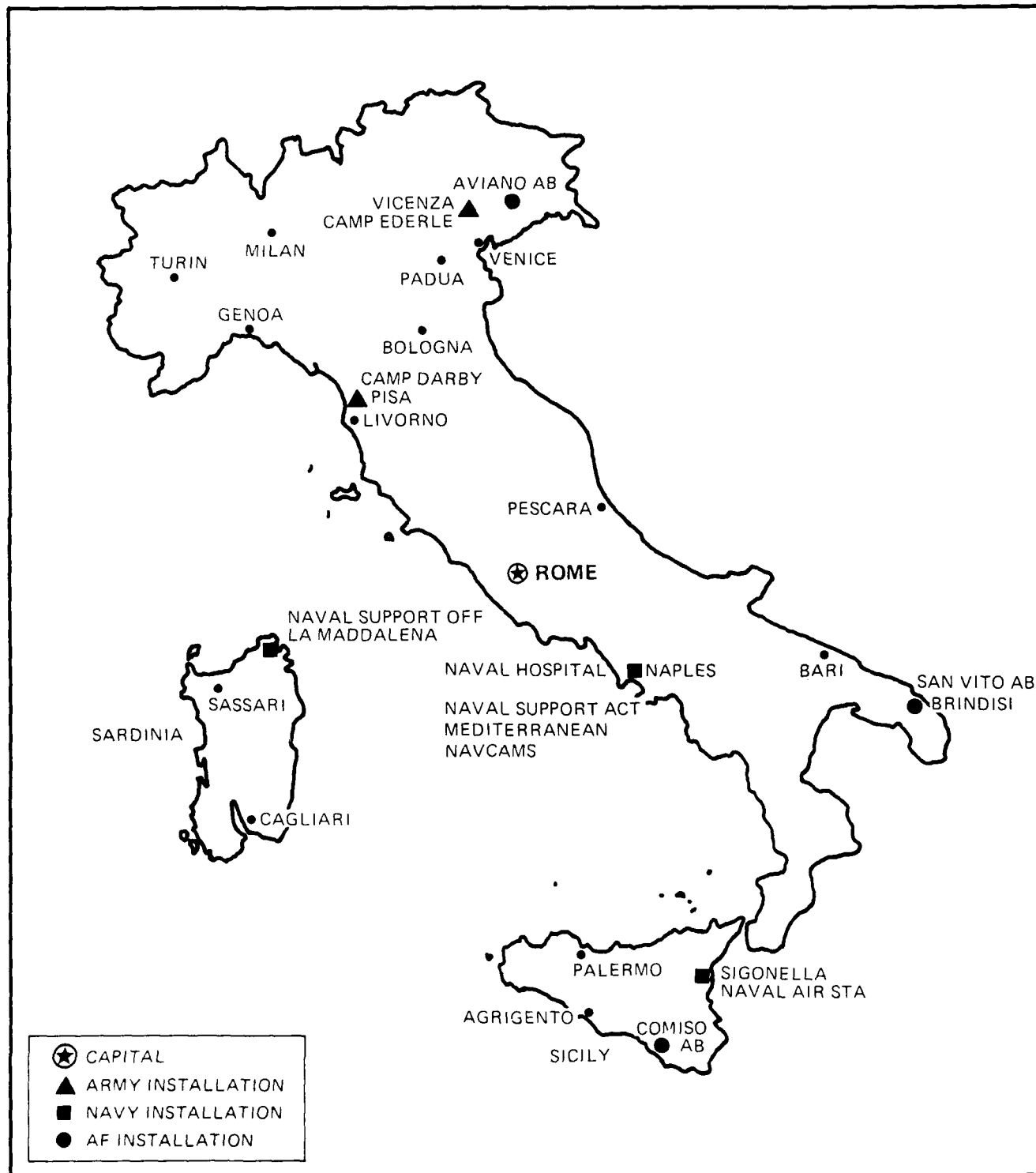
(DOLLARS IN THOUSANDS)

Personnel/Expenditures	Total	Army	Navy & Marine Corps	Air Force	Other Defense Activities
I. Personnel - Total	5,982	3	3,663	2,274	42
Active Duty Military	2,916	3	1,459	1,454	0
Civilian	1,077	0	938	97	42
Military Dependents	1,942	0	1,219	723	0
U.S. Civilian Dependents	47	0	47	0	0
II. Expenditures - Total	\$202,312	\$72	\$165,335	\$30,371	\$6,534
A. Payroll Outlays - Total	78,528	72	47,765	28,856	1,835
Active Duty Military Pay	56,423	72	29,295	27,056	0
Civilian Pay	21,891	0	18,407	1,649	1,835
Reserve & National Guard Pay	0	0	0	0	0
Retired Military Pay	214	0	63	151	0
B. Prime Contracts Over \$25,000					
Total	123,784	0	117,570	1,515	4,699
Supply Contracts	0	0	0	0	0
R&D Contracts	0	0	0	0	0
Service Contracts	33,874	0	27,660	1,515	4,699
Construction Contracts	89,910	0	89,910	0	0
Civil Function Contracts	0	0	0	0	0
Prime Contracts Over \$25,000 (Prior Three Years)	Total	Army	Navy & Marine Corps	Air Force	Other Defense Activities
Fiscal Year 1987	\$71,583	\$265	\$64,088	\$137	\$7,093
Fiscal Year 1986	76,573	3,129	63,862	269	9,313
Fiscal Year 1985	28,401	2,186	16,824	156	9,235
Top Five Contractors Receiving the Largest Dollar Volume of Prime Contract Awards in this Country	Total Amount	Major Area of Work			
		FSC or Service Code Description			Amount
1. ICELAND PRIME CONTRACTOR	\$93,801	CONSTRUCTION/FAMILY HOUSING			\$38,646
2. KEFLAVIK CONTRACTORS	11,899	MAINT-REPAIR-ALTER/TROOP HOUSING			3,720
3. RADAR AGENCY GOVT OF ICELAND	7,738	BASE OPERATIONS SUPPORT SERVICES			7,738
4. OLIUSELAGID H F SO	3,475	LEASE-RENT OF FAC/FUEL STORAGE BLDGS			3,475
5. ELECTRONIC SPACE SYSTEMS CORP	1,633	CONSTRUCTION/MISSILE SYSTEMS FACILITIES			1,633
Total of Above	\$118,546	(95.8% of total awards over \$25,000)			

Prepared by: Washington Headquarters Services
Directorate for Information
Operations and Reports

MAP NO. 68

ITALY



Prepared By: Washington Headquarters Services
Directorate for Information
Operations and Reports

ITALY

FISCAL YEAR 1988

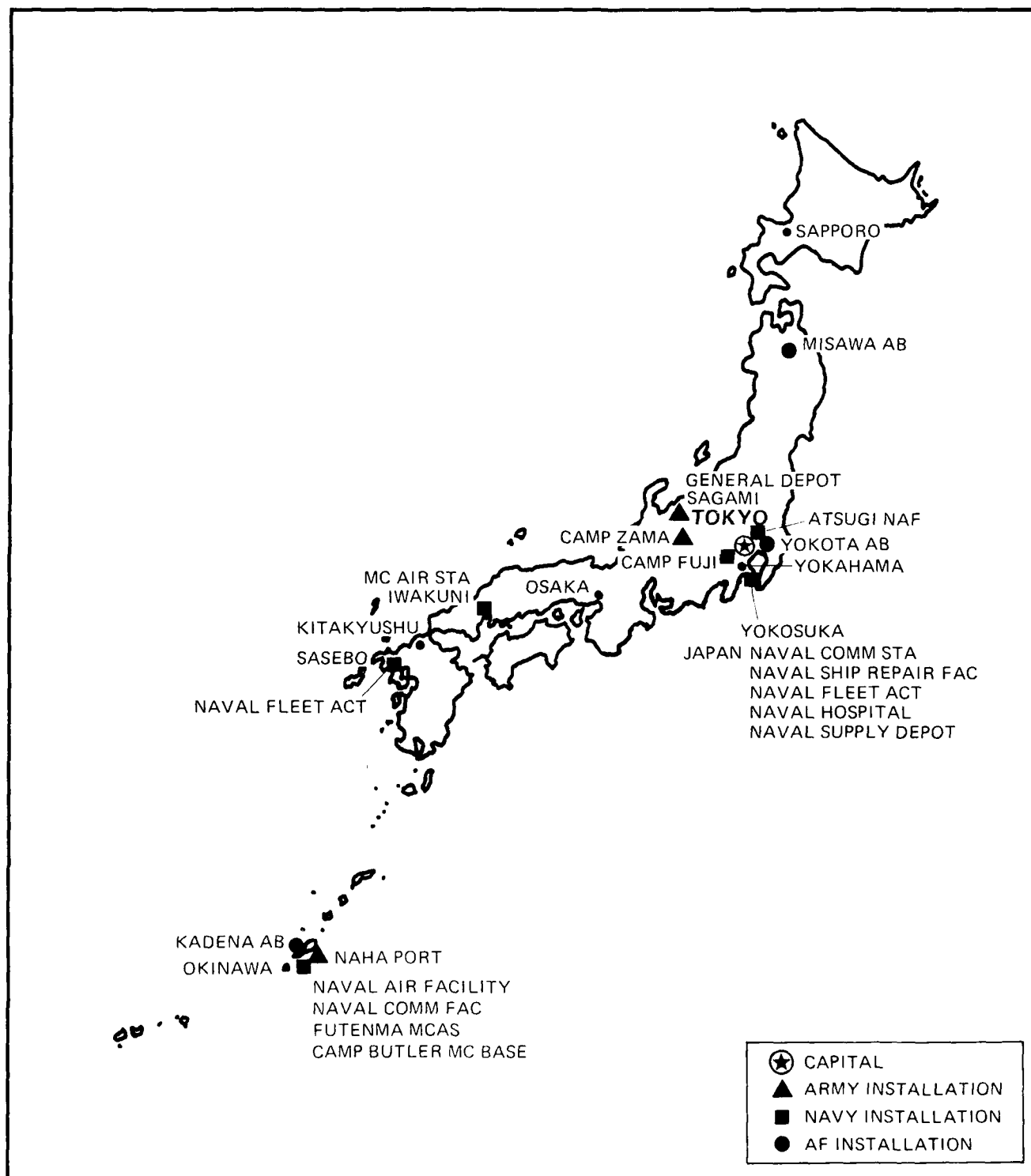
(DOLLARS IN THOUSANDS)

Personnel/Expenditures	Total	Army	Navy & Marine Corps	Air Force	Other Defense Activities
I. Personnel - Total	36,019	9,544	11,207	14,609	659
Active Duty Military	15,596	3,942	4,234	7,420	0
Civilian	4,857	1,451	1,670	1,164	572
Military Dependents	14,426	3,821	4,684	5,921	0
U.S. Civilian Dependents	1,140	330	619	104	87
II. Expenditures - Total	\$738,360	\$123,541	\$240,808	\$199,699	\$174,312
A. Payroll Outlays - Total	459,899	97,227	173,236	171,682	17,754
Active Duty Military Pay	370,259	94,253	130,687	145,319	0
Civilian Pay	85,353	2,974	40,585	24,040	17,754
Reserve & National Guard Pay	19	0	0	19	0
Retired Military Pay	4,268	0	1,964	2,304	0
B. Prime Contracts Over \$25,000 Total	278,461	26,314	67,572	28,017	156,558
Supply Contracts	159,453	6,792	4,981	537	147,143
R&D Contracts	7,951	4,127	37	193	3,594
Service Contracts	96,743	10,615	56,535	23,772	5,821
Construction Contracts	14,314	4,780	6,019	3,515	0
Civil Function Contracts	0	0	0	0	0
Prime Contracts Over \$25,000 (Prior Three Years)	Total	Army	Navy & Marine Corps	Air Force	Other Defense Activities
Fiscal Year 1987	\$311,365	\$22,609	\$85,429	\$27,438	\$175,889
Fiscal Year 1986	339,399	29,745	81,704	24,620	203,330
Fiscal Year 1985	236,135	24,774	81,694	23,430	106,237
Top Five Contractors Receiving the Largest Dollar Volume of Prime Contract Awards in this Country	Total Amount	Major Area of Work			
		FSC or Service Code Description			Amount
1. SELM SERVIZI ELETTRICI MONTEDI	\$83,640	LIQUID PROPELLANTS & FUEL, PETROLEUM BASE			\$83,567
2. AGIP PETROLI SPA	35,172	FUEL OILS			20,821
3. EXXON CORPORATION	25,764	LIQUID PROPELLANTS & FUEL, PETROLEUM BASE			25,393
4. ALISUD HANDLING SPA	22,037	OPER OF GOVT FAC/AIRPORT TERMINALS			22,150
5. COSTRUZIONI AERO	11,800	MODIFICATION OF EQ/AIRCRAFT			11,800
Total of Above	\$178,413	(64.1% of total awards over \$25,000)			

Prepared by: Washington Headquarters Services
Directorate for Information
Operations and Reports

MAP NO. 69

JAPAN



Prepared By Washington Headquarters Services
Directorate for Information
Operations and Reports

JAPAN

FISCAL YEAR 1988

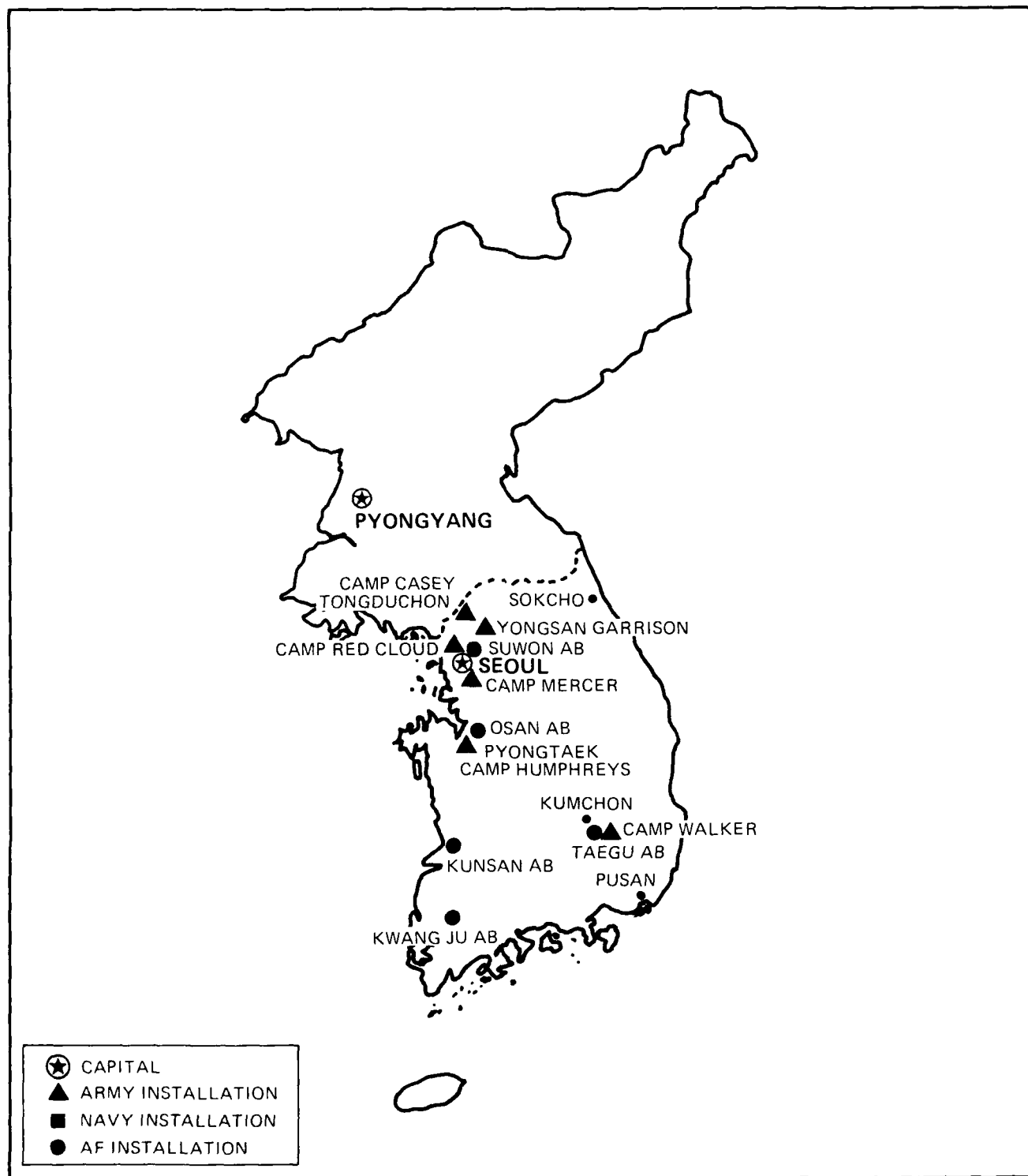
(DOLLARS IN THOUSANDS)

Personnel/Expenditures	Total	Army	Navy & Marine Corps	Air Force	Other Defense Activities
I. Personnel - Total	98,005	6,625	49,368	39,920	2,092
Active Duty Military	48,563	2,095	29,587	16,881	0
Civilian	4,466	1,117	1,174	819	1,356
Military Dependents	40,969	2,526	17,218	21,225	0
U.S. Civilian Dependents	4,007	887	1,389	995	736
II. Expenditures - Total	\$2,360,321	\$140,098	\$1,028,904	\$1,095,097	\$96,222
A. Payroll Outlays - Total	1,334,918	105,089	825,781	346,222	57,826
Active Duty Military Pay	1,166,132	68,664	784,970	312,498	0
Civilian Pay	154,675	36,425	32,725	27,699	57,826
Reserve & National Guard Pay	358	0	278	80	0
Retired Military Pay	13,753	0	7,808	5,945	0
B. Prime Contracts Over \$25,000 Total	1,025,403	35,009	203,123	748,875	38,396
Supply Contracts	53,759	4,042	12,735	13,966	23,016
R&D Contracts	0	0	0	0	0
Service Contracts	926,713	25,873	152,675	732,785	15,380
Construction Contracts	44,861	5,024	37,713	2,124	0
Civil Function Contracts	70	70	0	0	0
Prime Contracts Over \$25,000 (Prior Three Years)	Total	Army	Navy & Marine Corps	Air Force	Other Defense Activities
Fiscal Year 1987	\$1,103,769	\$112,949	\$132,398	\$812,015	\$46,407
Fiscal Year 1986	994,763	74,037	185,880	643,533	91,313
Fiscal Year 1985	792,499	84,192	104,587	512,719	91,001
Top Five Contractors Receiving the Largest Dollar Volume of Prime Contract Awards in this Country	Total Amount	Major Area of Work			
		FSC or Service Code Description			Amount
1. DEFENSE FACILITIES ADMINISTRAT	\$449,165	OPER OF GOVT FAC/OTHER ADMIN-SVC BLDGS			\$382,510
2. OKINAWA ELECTRIC POWER CO	69,629	ELECTRICITY SERVICES			65,929
3. TOKYO DENRYOKU K K	44,018	ELECTRICITY SERVICES			44,018
4. NEC AMERICA INC	20,501	OPER OF GOVT FAC/ELCT & COMM FAC			12,109
5. COSMO OIL CO LTD	18,103	FUEL OILS			8,722
Total of Above	\$601,416	(58.7% of total awards over \$25,000)			

Prepared by: Washington Headquarters Services
Directorate for Information
Operations and Reports

MAP NO. 70

KOREA



Prepared By Washington Headquarters Services
Directorate for Information
Operations and Reports

KOREA

FISCAL YEAR 1988

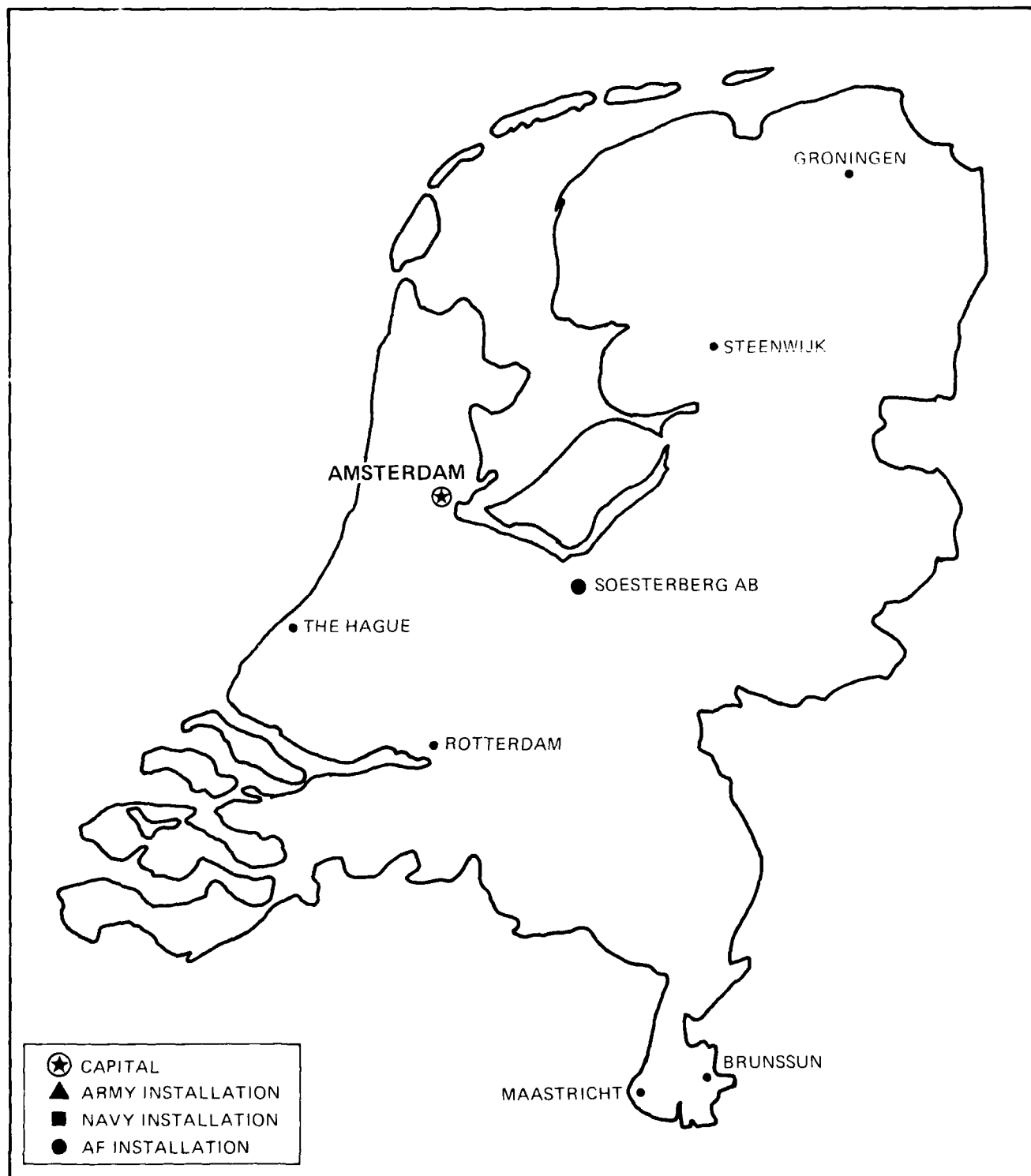
(DOLLARS IN THOUSANDS)

Personnel/Expenditures	Total	Army	Navy & Marine Corps	Air Force	Other Defense Activities
I. Personnel - Total	77,801	56,386	2,568	18,345	502
Active Duty Military	46,225	32,044	1,838	12,343	0
Civilian	14,909	12,257	167	2,155	330
Military Dependents	14,441	10,199	532	3,710	0
U.S. Civilian Dependents	2,226	1,886	31	137	172
II. Expenditures - Total	\$1,761,928	\$1,339,540	\$43,810	\$315,884	\$62,694
A. Payroll Outlays - Total	1,366,295	1,051,517	43,778	259,145	11,855
Active Duty Military Pay	997,386	733,135	37,105	227,146	0
Civilian Pay	364,414	318,373	6,025	28,161	11,855
Reserve & National Guard Pay	80	0	48	32	0
Retired Military Pay	4,415	9	600	3,806	0
B. Prime Contracts Over \$25,000 Total	395,633	288,023	32	56,739	50,839
Supply Contracts	102,808	38,532	0	15,310	48,966
R&D Contracts	0	0	0	0	0
Service Contracts	168,640	125,306	32	41,429	1,873
Construction Contracts	124,185	124,185	0	0	0
Civil Function Contracts	0	0	0	0	0
Prime Contracts Over \$25,000 (Prior Three Years)	Total	Army	Navy & Marine Corps	Air Force	Other Defense Activities
Fiscal Year 1987	\$528,350	\$427,348	\$1,833	\$30,601	\$68,576
Fiscal Year 1986	525,858	346,075	2,383	29,645	147,755
Fiscal Year 1985	558,018	421,520	4,267	14,818	117,413
Top Five Contractors Receiving the Largest Dollar Volume of Prime Contract Awards in this Country	Total Amount	Major Area of Work			
		FSC or Service Code Description		Amount	
1. SUNKYONG LTD	\$36,358	LIQUID PROPELLANTS & FUEL, PETROLEUM BASE		\$36,358	
2. KOREA ELECTRIC POWER CORP	27,661	ELECTRICITY SERVICES		27,661	
3. KOREAN AIR LINES CO LTD	19,403	MAINT-REPAIR OF EQ/AIRCRAFT		18,631	
4. PRICE BROTHERS COMPANY	13,855	DECONTAMINATING AND IMPREGNATING EQUIP		13,855	
5. PUM YANG CONSTRUCTION CO LTD	13,147	CONSTRUCTION/TROOP HOUSING		5,710	
Total of Above	\$110,424	(27.9% of total awards over \$25,000)			

Prepared by: Washington Headquarters Services
Directorate for Information
Operations and Reports

MAP NO. 71

NETHERLANDS



Prepared By: Washington Headquarters Services
Directorate for Information
Operations and Reports

NETHERLANDS

FISCAL YEAR 1988

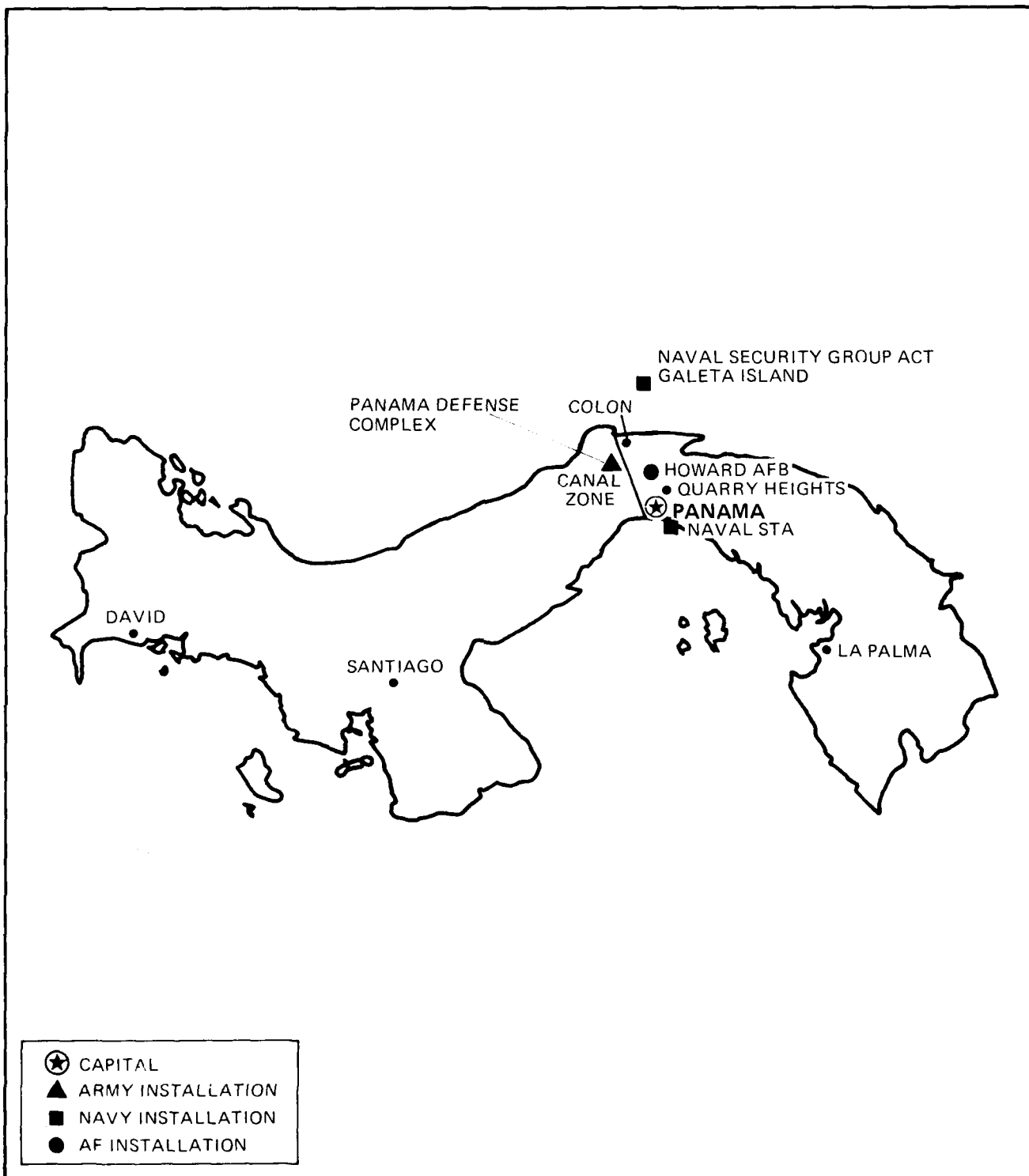
(DOLLARS IN THOUSANDS)

Personnel/Expenditures	Total	Army	Navy & Marine Corps	Air Force	Other Defense Activities
I. Personnel - Total	6,931	2,005	73	4,722	131
Active Duty Military	2,916	819	30	2,067	0
Civilian	345	119	1	97	128
Military Dependents	3,510	968	42	2,500	0
U.S. Civilian Dependents	160	99	0	58	3
II. Expenditures - Total	\$187,978	\$87,501	\$9,859	\$60,933	\$29,685
A. Payroll Outlays - Total	78,621	22,044	1,023	50,590	4,964
Active Duty Military Pay	66,936	19,582	800	46,554	0
Civilian Pay	10,702	2,462	78	3,198	4,964
Reserve & National Guard Pay	7	0	0	7	0
Retired Military Pay	976	0	145	831	0
B. Prime Contracts Over \$25,000 Total	103,357	65,457	8,836	10,343	24,721
Supply Contracts	55,050	16,796	8,564	5,056	24,634
R&D Contracts	0	0	0	0	0
Service Contracts	45,522	39,876	272	5,287	87
Construction Contracts	8,730	8,730	0	0	0
Civil Function Contracts	55	55	0	0	0
Prime Contracts Over \$25,000 (Prior Three Years)	Total	Army	Navy & Marine Corps	Air Force	Other Defense Activities
Fiscal Year 1987	\$122,348	\$62,678	\$3,933	\$7,014	\$48,723
Fiscal Year 1986	92,100	34,447	1,660	10,486	45,507
Fiscal Year 1985	120,107	22,206	1,235	8,810	87,856
Top Five Contractors Receiving the Largest Dollar Volume of Prime Contract Awards in this Country	Total Amount	Major Area of Work			
		FSC or Service Code Description			Amount
1. MINISTRY OF DEFENSE THE HAGUE	\$33,610	MAINT-REPAIR OF EQ/MISCELLANEOUS EQUIP			\$33,371
2. FOKKER BV	15,078	GUIDED MISSILE COMPONENTS			14,586
3. ROYAL DUTCH PETROLEUM COMPANY	13,160	LIQUID PROPELLANTS & FUEL, PETROLEUM BASE			13,160
4. DGWT NETHERLANDS	8,356	CONSTRUCTION/HOSPITALS AND INFIRMARIES			4,743
5. MANNESEMAN CAPITAL CORP	5,560	AIRCRAFT ARRESTING, BARRIER & BARRICADE EQ			5,560
Total of Above	\$75,764	(69.3% of total awards over \$25,000)			

Prepared by: Washington Headquarters Services
Directorate for Information
Operations and Reports

MAP NO. 72

PANAMA



Prepared By Washington Headquarters Services
Directorate for Information
Operations and Reports

PANAMA

FISCAL YEAR 1988

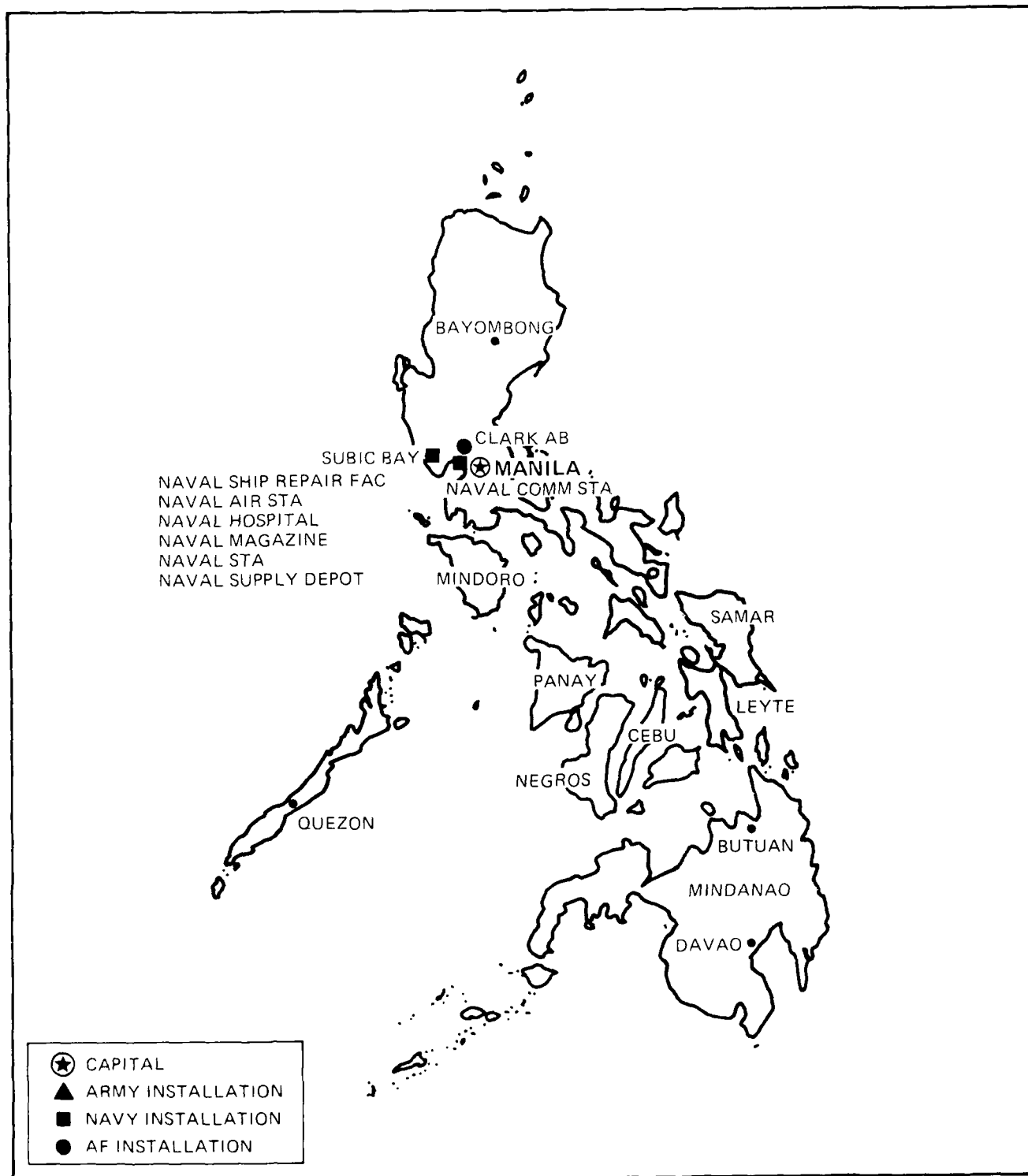
(DOLLARS IN THOUSANDS)

Personnel/Expenditures	Total	Army	Navy & Marine Corps	Air Force	Other Defense Activities
I. Personnel - Total	29,613	20,112	2,128	6,742	631
Active Duty Military	11,153	7,319	944	2,890	0
Civilian	5,674	4,056	425	628	565
Military Dependents	10,596	6,755	697	3,144	0
U.S. Civilian Dependents	2,190	1,982	62	80	66
II. Expenditures - Total	\$471,463	\$340,456	\$31,621	\$73,042	\$26,344
A. Payroll Outlays - Total	418,935	297,023	30,218	65,503	26,191
Active Duty Military Pay	249,504	175,788	20,444	53,272	0
Civilian Pay	168,320	121,235	8,737	12,157	26,191
Reserve & National Guard Pay	246	0	246	0	0
Retired Military Pay	865	0	791	74	0
B. Prime Contracts Over \$25,000 Total	52,528	43,433	1,403	7,539	153
Supply Contracts	9,097	8,653	0	291	153
R&D Contracts	0	0	0	0	0
Service Contracts	32,976	24,979	1,403	6,594	0
Construction Contracts	10,455	9,801	0	654	0
Civil Function Contracts	0	0	0	0	0
Prime Contracts Over \$25,000 (Prior Three Years)	Total	Army	Navy & Marine Corps	Air Force	Other Defense Activities
Fiscal Year 1987	\$62,721	\$48,539	\$1,670	\$12,460	\$52
Fiscal Year 1986	71,187	58,298	576	11,078	1,235
Fiscal Year 1985	53,615	41,490	1,180	10,945	0
Top Five Contractors Receiving the Largest Dollar Volume of Prime Contract Awards in this Country	Total Amount	Major Area of Work			
		FSC or Service Code Description			Amount
1. PANAMA CANAL COMMISSION	\$10,512	ELECTRICITY SERVICES			\$8,951
2. CONSTRUCTORS URBANA S A	8,526	CONSTRUCTION/OTHER AIRFIELD STRUCTURES			8,526
3. VISAC	4,472	RADIO & TV COMM EQUIPMENT, EXCEPT AIRBORNE			4,472
4. INSTATUTO DE RECURSOS	3,857	ELECTRICITY SERVICES			3,857
5. GLOBAL ASSOCIATES JV	1,652	OTHER HOUSEKEEPING SERVICES			1,652
Total of Above	\$29,019	(55.2% of total awards over \$25,000)			

Prepared by: Washington Headquarters Services
Directorate for Information
Operations and Reports

MAP NO. 73

PHILIPPINES



Prepared By Washington Headquarters Services
Directorate for Information
Operations and Reports

PHILIPPINES

FISCAL YEAR 1988

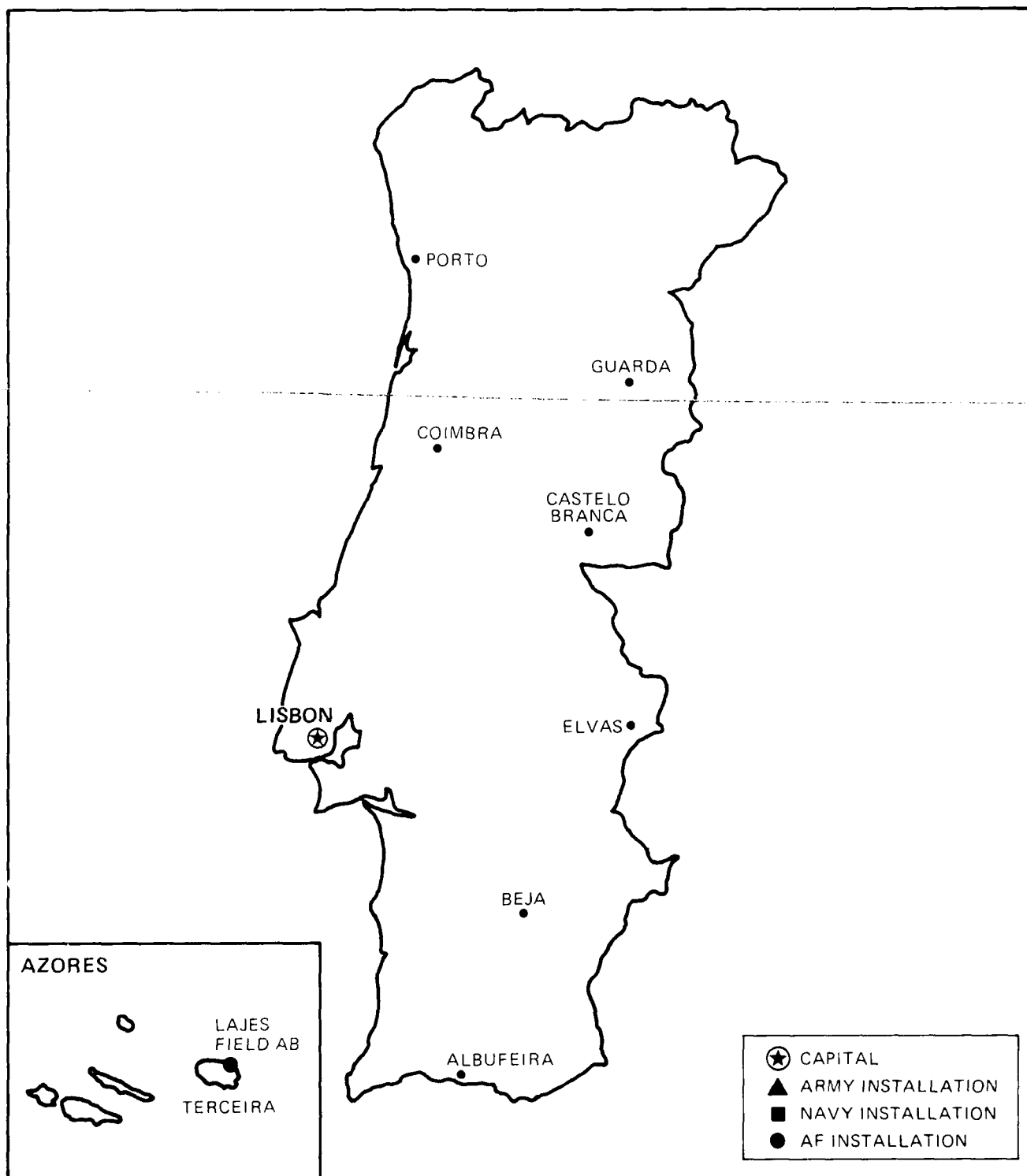
(DOLLARS IN THOUSANDS)

Personnel/Expenditures	Total	Army	Navy & Marine Corps	Air Force	Other Defense Activities
I. Personnel - Total	52,338	657	26,325	24,359	997
Active Duty Military	15,158	582	5,184	9,392	0
Civilian	16,695	2	12,675	3,342	676
Military Dependents	18,361	70	7,470	11,421	0
U.S. Civilian Dependents	1,524	3	996	204	321
II. Expenditures - Total	\$1,059,792	\$16,760	\$694,333	\$251,177	\$97,522
A. Payroll Outlays - Total	855,246	13,916	596,417	226,367	18,546
Active Duty Military Pay	327,321	13,916	136,055	177,350	0
Civilian Pay	488,515	0	428,820	41,149	18,546
Reserve & National Guard Pay	171	0	145	26	0
Retired Military Pay	39,239	0	31,397	7,842	0
B. Prime Contracts Over \$25,000 Total	204,546	2,844	97,916	24,810	78,976
Supply Contracts	110,059	2,844	27,698	607	78,910
R&D Contracts	0	0	0	0	0
Service Contracts	42,431	0	19,445	22,920	66
Construction Contracts	52,056	0	50,773	1,283	0
Civil Function Contracts	0	0	0	0	0
Prime Contracts Over \$25,000 (Prior Three Years)	Total	Army	Navy & Marine Corps	Air Force	Other Defense Activities
Fiscal Year 1987	\$256,144	\$0	\$182,002	\$30,240	\$43,902
Fiscal Year 1986	75,567	87	46,857	19,929	8,694
Fiscal Year 1985	96,075	623	52,524	30,466	12,462
Top Five Contractors Receiving the Largest Dollar Volume of Prime Contract Awards in this Country	Total Amount	Major Area of Work			
		FSC or Service Code Description			Amount
1. PETROPHIL CORPORATION	\$79,658	FUEL OILS			\$77,049
2. PHILIPPINE NATIONAL CONSTRUCTI	10,957	CONSTRUCTION/OTHER ADMIN & SERVICE BLDGS			3,470
3. AMERICAN TELE & TELG COMPANY	9,988	TELEPHONE AND TELEGRAPH EQUIPMENT			9,988
4. NATIONAL POWER CORP	9,562	ELECTRICITY SERVICES			9,562
5. ANCHOR TECH INC	8,288	CONSTRUCTION/WATER SUPPLY			7,863
Total of Above	\$118,453	(57.9% of total awards over \$25,000)			

Prepared by: Washington Headquarters Services
Directorate for Information
Operations and Reports

MAP NO. 74

PORTUGAL



Prepared By: Washington Headquarters Services
Directorate for Information
Operations and Reports

PORTUGAL

FISCAL YEAR 1988

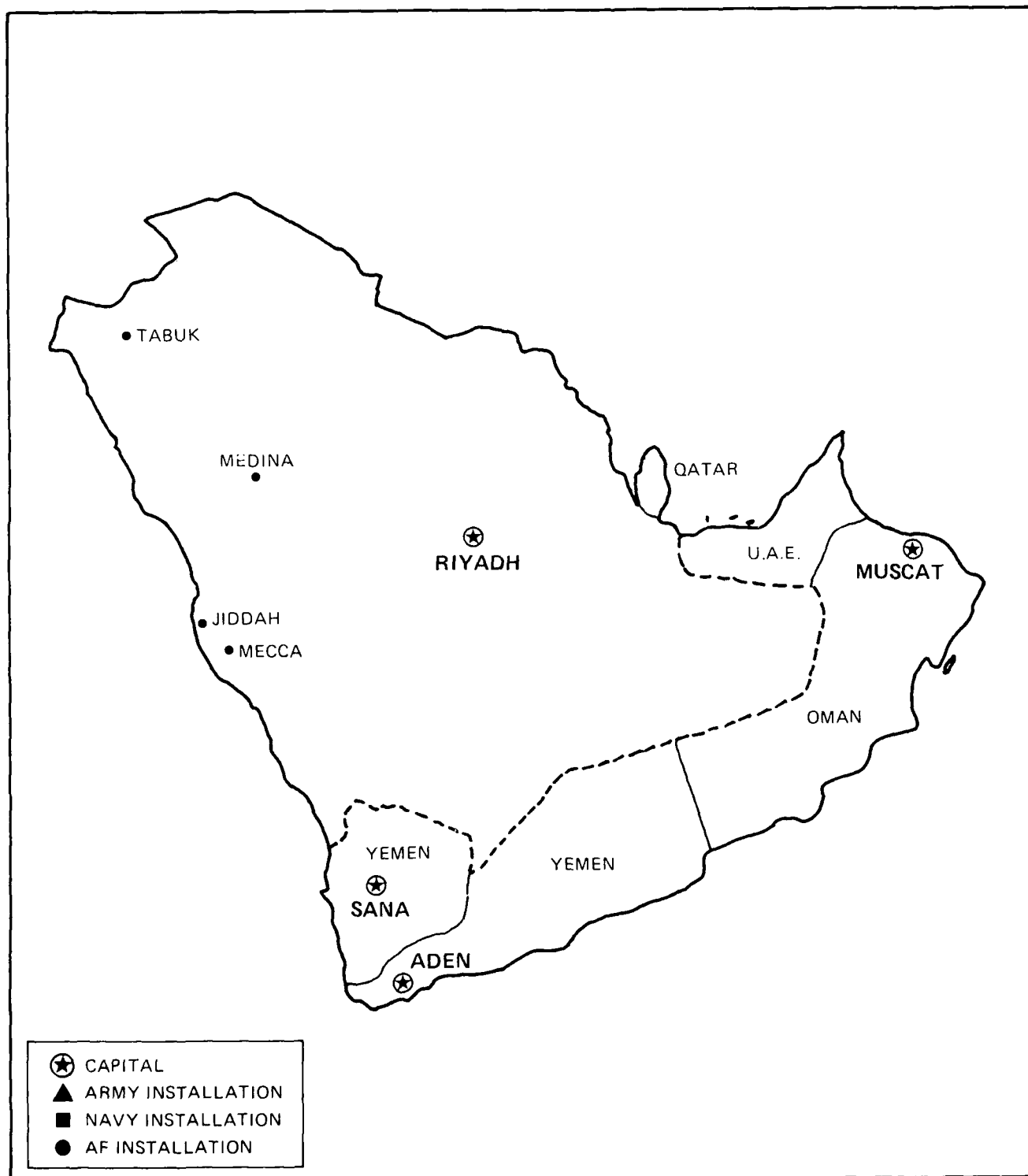
(DOLLARS IN THOUSANDS)

Personnel/Expenditures	Total	Army	Navy & Marine Corps	Air Force	Other Defense Activities
I. Personnel - Total	4,934	111	786	3,931	106
Active Duty Military	1,656	56	343	1,257	0
Civilian	1,193	13	59	1,037	84
Military Dependents	2,009	42	374	1,593	0
U.S. Civilian Dependents	76	0	10	44	22
II. Expenditures - Total	\$64,814	\$1,424	\$13,532	\$48,039	\$1,819
A. Payroll Outlays - Total	50,987	1,365	9,659	38,180	1,783
Active Duty Military Pay	32,460	1,339	7,735	23,386	0
Civilian Pay	17,906	26	1,713	14,384	1,783
Reserve & National Guard Pay	7	0	0	7	0
Retired Military Pay	614	0	211	403	0
B. Prime Contracts Over \$25,000					
Total	13,627	59	3,873	9,859	36
Supply Contracts	477	0	477	0	0
R&D Contracts	30	30	0	0	0
Service Contracts	11,843	29	2,744	9,034	36
Construction Contracts	1,477	0	652	825	0
Civil Function Contracts	0	0	0	0	0
Prime Contracts Over \$25,000 (Prior Three Years)	Total	Army	Navy & Marine Corps	Air Force	Other Defense Activities
Fiscal Year 1987	\$29,661	\$56	\$9,317	\$20,288	\$0
Fiscal Year 1986	37,140	28	8,223	28,826	63
Fiscal Year 1985	17,268	0	11,652	5,526	90
Top Five Contractors Receiving the Largest Dollar Volume of Prime Contract Awards in this Country	Total Amount	Major Area of Work			
		FSC or Service Code Description			Amount
1. OFFICINAS GREGIS DE MATERIAL	\$3,658	MAINT-REPAIR OF EQ/ENGINES & TURBINES			\$3,004
2. SOCIEDADE DE EMPREITADAS E TRA	2,509	MAINT-REPAIR-ALTER/OTHER NON-BLDG FAC			1,361
3. EMPRESA DE VIACAO TERCEIRENSE	2,328	MOTOR PASSENGER SERVICE			2,328
4. TEL-TECNICA DE ELECTRICIDADE	743	MAINT-REPAIR-ALTER/HOSPITALS & INFIRMARIES			625
5. AGERG GESTAO E CONSTRUCAO	718	CONSTRUCTION/OTHER ADMIN & SERVICE BLDGS			718
Total of Above	\$9,956	(72.0% of total awards over \$25,000)			

Prepared by: Washington Headquarters Services
Directorate for Information
Operations and Reports

MAP NO. 75

SAUDI ARABIA



Prepared By Washington Headquarters Services
Directorate for Information
Operations and Reports

SAUDI ARABIA

FISCAL YEAR 1988

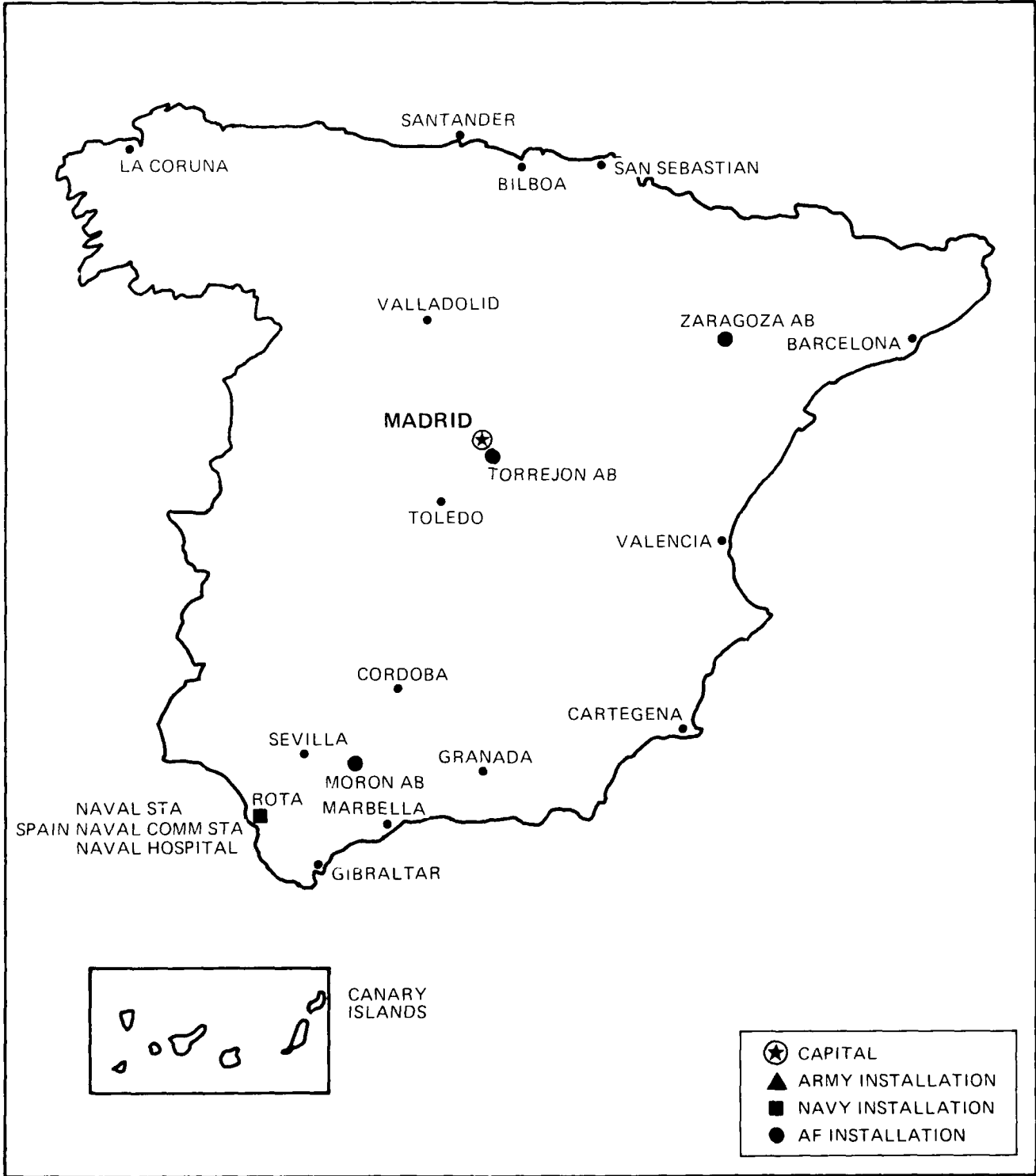
(DOLLARS IN THOUSANDS)

Personnel/Expenditures	Total	Army	Navy & Marine Corps	Air Force	Other Defense Activities
I. Personnel - Total	1,169	471	117	570	11
Active Duty Military	410	147	65	198	0
Civilian	313	201	3	106	3
Military Dependents	317	68	46	203	0
U.S. Civilian Dependents	129	55	3	63	8
II. Expenditures - Total	\$919,166	\$141,128	\$4,435	\$773,483	\$120
A. Payroll Outlays - Total	26,564	6,469	3,361	16,614	120
Active Duty Military Pay	11,565	3,515	1,619	6,431	0
Civilian Pay	7,078	2,954	186	3,818	120
Reserve & National Guard Pay	5	0	0	5	0
Retired Military Pay	7,916	0	1,556	6,360	0
B. Prime Contracts Over \$25,000 Total	892,602	134,659	1,074	756,869	0
Supply Contracts	16,438	1,889	0	14,549	0
R&D Contracts	0	0	0	0	0
Service Contracts	870,465	129,011	1,074	740,380	0
Construction Contracts	5,699	3,759	0	1,940	0
Civil Function Contracts	0	0	0	0	0
Prime Contracts Over \$25,000 (Prior Three Years)	Total	Army	Navy & Marine Corps	Air Force	Other Defense Activities
Fiscal Year 1987	\$321,558	\$102,970	\$0	\$212,439	\$6,149
Fiscal Year 1986	203,716	103,855	0	95,224	4,637
Fiscal Year 1985	2,224,254	632,111	43,131	1,232,778	316,234
Top Five Contractors Receiving the Largest Dollar Volume of Prime Contract Awards in this Country	Total Amount	Major Area of Work			
		FSC or Service Code Description		Amount	
1. CRS SIRRINE METCALF & EDDY JV	\$692,002	PROF SERVICES/OTHER PROFESSIONAL SERVICES		\$692,002	
2. VINNELL CORPORATION	109,389	OTHER TRAINING		109,389	
3. FORSTMANN LITTLE & CO	46,667	PROF SERVICES/PROGRAM MANAGEMENT-SUPPORT		46,667	
4. SAUDI MAINTENANCE CO SIYANCO	21,341	OTHER HOUSEKEEPING SERVICES		21,341	
5. 3D/INTERNATIONAL INC	10,251	PROF SERVICES/OTHER PROFESSIONAL SERVICES		10,251	
Total of Above	\$879,650	(98.5% of total awards over \$25,000)			

Prepared by: Washington Headquarters Services
Directorate for Information
Operations and Reports

MAP NO. 76

SPAIN



Prepared By Washington Headquarters Services
Directorate for Information
Operations and Reports

SPAIN

FISCAL YEAR 1988

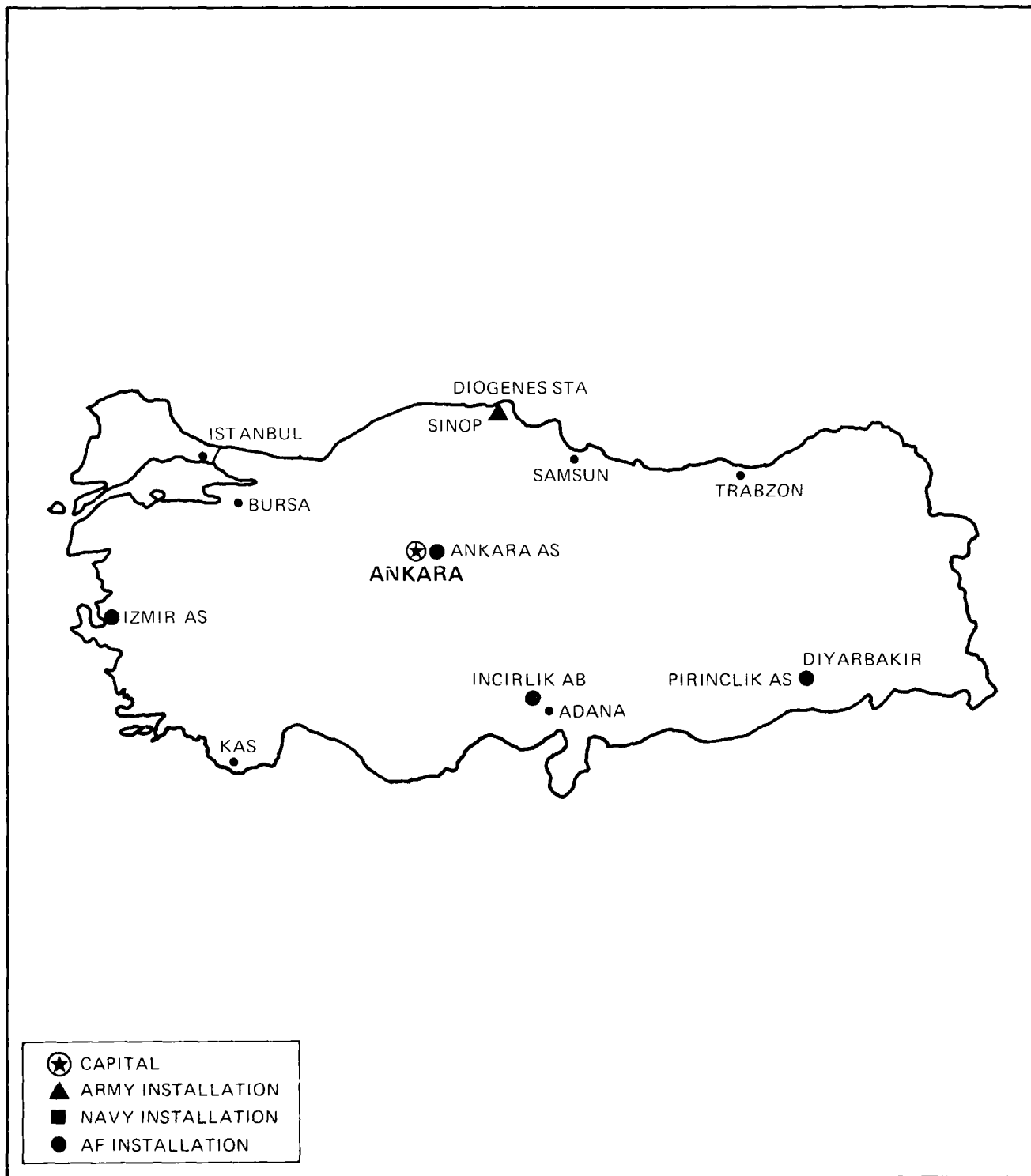
(DOLLARS IN THOUSANDS)

Personnel/Expenditures	Total	Army	Navy & Marine Corps	Air Force	Other Defense Activities
I. Personnel - Total	19,224	69	6,710	11,963	482
Active Duty Military	7,602	25	2,571	5,006	0
Civilian	929	27	238	308	356
Military Dependents	10,042	17	3,607	6,418	0
U.S. Civilian Dependents	651	0	294	231	126
II. Expenditures - Total	\$287,411	\$3,743	\$90,060	\$141,443	\$52,165
A. Payroll Outlays - Total	206,970	598	81,074	109,701	15,597
Active Duty Military Pay	167,881	598	70,853	96,430	0
Civilian Pay	30,360	0	7,338	7,425	15,597
Reserve & National Guard Pay	5	0	0	5	0
Retired Military Pay	8,724	0	2,883	5,841	0
B. Prime Contracts Over \$25,000 Total	80,441	3,145	8,986	31,742	36,568
Supply Contracts	35,565	0	96	343	35,126
R&D Contracts	468	468	0	0	0
Service Contracts	41,364	2,016	5,744	32,162	1,442
Construction Contracts	3,044	661	3,146	763-	0
Civil Function Contracts	0	0	0	0	0
Prime Contracts Over \$25,000 (Prior Three Years)	Total	Army	Navy & Marine Corps	Air Force	Other Defense Activities
Fiscal Year 1987	\$151,971	\$546	\$23,157	\$54,293	\$73,975
Fiscal Year 1986	105,273	220	26,667	35,758	42,628
Fiscal Year 1985	53,970	1,807	19,917	9,825	22,421
Top Five Contractors Receiving the Largest Dollar Volume of Prime Contract Awards in this Country	Total Amount	Major Area of Work			
		FSC or Service Code Description			Amount
1. UNION EXPLOSIVOS RIO TINTO SA	\$26,247	LIQUID PROPELLANTS & FUEL, PETROLEUM BASE			\$26,247
2. PACIFIC ARCHITCTS ENGINEERS INC	18,796	OPER OF GOVT FAC/MISCELLANEOUS BLDGS			18,796
3. CONSTRUCCIONES AERONAUTICAS SA	12,960	MAINT-REPAIR OF EQ/AIRCRAFT			10,944
4. COMPANIA ESPANOLA DE PETROLEOS	5,619	LIQUID PROPELLANTS & FUEL, PETROLEUM BASE			5,619
5. AIR GOURND SERVICES CONSULTANT	2,183	OPER OF GOVT FAC/AIRPORT TERMINALS			2,183
Total of Above	\$65,805	(81.8% of total awards over \$25,000)			

Prepared by: Washington Headquarters Services
Directorate for Information
Operations and Reports

MAP NO. 77

TURKEY



Prepared By Washington Headquarters Services
Directorate for Information
Operations and Reports

TURKEY

FISCAL YEAR 1988

(DOLLARS IN THOUSANDS)

Personnel/Expenditures	Total	Army	Navy & Marine Corps	Air Force	Other Defense Activities
I. Personnel - Total	10,279	1,909	162	7,927	281
Active Duty Military	5,164	1,275	135	3,754	0
Civilian	775	91	0	488	196
Military Dependents	4,154	518	27	3,609	0
U.S. Civilian Dependents	186	25	0	76	85
II. Expenditures - Total	\$209,646	\$45,371	\$3,433	\$133,955	\$26,887
A. Payroll Outlays - Total	115,963	30,561	2,630	77,861	4,911
Active Duty Military Pay	101,333	30,485	2,527	68,321	0
Civilian Pay	12,725	76	0	7,738	4,911
Reserve & National Guard Pay	14	0	0	14	0
Retired Military Pay	1,891	0	103	1,788	0
B. Prime Contracts Over \$25,000 Total	93,683	14,810	803	56,094	21,976
Supply Contracts	22,536	114	0	1,496	20,926
R&D Contracts	0	0	0	0	0
Service Contracts	59,233	3,470	803	53,910	1,050
Construction Contracts	11,914	11,226	0	688	0
Civil Function Contracts	0	0	0	0	0
Prime Contracts Over \$25,000 (Prior Three Years)	Total	Army	Navy & Marine Corps	Air Force	Other Defense Activities
Fiscal Year 1987	\$150,599	\$20,832	\$774	\$116,833	\$12,160
Fiscal Year 1986	122,648	8,943	570	100,225	12,910
Fiscal Year 1985	119,509	23,554	1,250	83,404	11,301
Top Five Contractors Receiving the Largest Dollar Volume of Prime Contract Awards in this Country	Total Amount	Major Area of Work			
		FSC or Service Code Description			Amount
1. GENERAL ELECTRIC COMPANY	\$22,210	OPER OF GOVT FAC/RADAR & NAVIGATIONAL FAC			\$22,210
2. ASHLAND OIL INC	14,479	OPER OF GOVT FAC/MISCELLANEOUS BLDGS			14,479
3. PATROL OFISI A S GENEL MUD	11,469	FUEL OILS			11,469
4. TUPRAS	9,457	LIQUID PROPELLANTS & FUEL, PETROLEUM BASE			9,457
5. SENTA MUHENDISLIK TAAHHUTIC	5,078	CONSTRUCTION/SCHOOLS			3,278
Total of Above	\$62,693	(66.9% of total awards over \$25,000)			

Prepared by: Washington Headquarters Services
Directorate for Information
Operations and Reports

MAP NO. 78

UNITED KINGDOM



Prepared By Washington Headquarters Services
Directorate for Information
Operations and Reports

UNITED KINGDOM

FISCAL YEAR 1988

(DOLLARS IN THOUSANDS)

Personnel/Expenditures	Total	Army	Navy & Marine Corps	Air Force	Other Defense Activities
I. Personnel - Total	69,583	1,180	7,675	59,160	1,568
Active Duty Military	29,137	268	2,768	26,101	0
Civilian	3,499	615	594	1,236	1,054
Military Dependents	35,130	272	3,879	31,029	0
U.S. Civilian Dependents	1,767	25	434	794	514
II. Expenditures - Total	\$1,292,646	\$174,328	\$374,109	\$640,705	\$103,504
A. Payroll Outlays - Total	673,011	6,908	112,921	521,922	31,260
Active Duty Military Pay	565,810	6,408	91,092	468,310	0
Civilian Pay	81,431	500	17,410	32,261	31,260
Reserve & National Guard Pay	643	0	516	127	0
Retired Military Pay	25,127	0	3,903	21,224	0
B. Prime Contracts Over \$25,000					
Total	619,635	167,420	261,188	118,783	72,244
Supply Contracts	517,407	155,998	243,295	52,328	65,786
R&D Contracts	29,532	11,007	9,759	4,158	4,608
Service Contracts	72,242	415	7,712	62,297	1,818
Construction Contracts	454	0	422	0	32
Civil Function Contracts	0	0	0	0	0
Prime Contracts Over \$25,000 (Prior Three Years)	Total	Army	Navy & Marine Corps	Air Force	Other Defense Activities
Fiscal Year 1987	\$839,671	\$172,693	\$354,089	\$245,795	\$67,094
Fiscal Year 1986	745,002	99,528	341,423	216,074	87,977
Fiscal Year 1985	1,061,122	90,431	242,603	213,797	514,291
Top Five Contractors Receiving the Largest Dollar Volume of Prime Contract Awards in this Country	Total Amount	Major Area of Work			
		FSC or Service Code Description			Amount
1. ROLLS-ROYCE PLC	\$163,779	GAS TURBINES AND JET ENGINES, ACFT & COMPS			\$159,509
2. ROYAL ORDNANCE AMMUNITION LTD	139,190	AMMUNITION, 75 MM THROUGH 125 MM			93,593
3. BRITISH AEROSPACE PLC	55,597	MODIFICATION OF EQ/AIRCRAFT			55,272
4. GENERAL ELECTRIC CO P.L.C.	29,467	FLIGHT INSTRUMENTS			22,959
5. NEGRETII & ZAMBRA (AVIATION) L	18,905	SPECILIZED FLIGHT CLOTHING & ACCESSORIES			18,905
Total of Above	\$406,938	(65.7% of total awards over \$25,000)			

Prepared by: Washington Headquarters Services
Directorate for Information
Operations and Reports

KEY TO ABBREVIATIONS

A/P.....Airport	FT.....Fort	NAV SHIPYD....Naval Shipyard
AAP.....Army Ammunition Plant	GARDS.....Gardens	NGBRS.....Neighbors
ACT.....Activity	GEN.....General	NO.....Number
AEP.....Army Engine Plant	GEO.....George	NORAD.....North American Air Defense Command
AF.....Air Force	GOVT.....Government	NRMC.....Naval Regional Medical Center
AFB.....Air Force Base	GRP.....Group	NS.....Naval Station
AFS.....Air Force Station	HSG.....Housing	NSC.....Naval Supply Center
AGB.....Air Guard Base	HOSP.....Hospital	NSD.....Naval Supply Depot
AMMO.....Ammunition	HQ.....Headquarters	NSG.....Naval Security Group
AMPHIB.....Amphibious	HTS.....Heights	NSUBB.....Naval Submarine Base
ANG.....Air National Guard	(IN).....Inactive	NWC.....Naval Weapons Center
ANGB.....Air National Guard Base	IND.....Industrial, Indian	NWS.....Naval Weapons Station
ANGS.....Air National Guard Station	INST.....Installation	OP.....Operated, Operation
APT.Airport	INT.....International	ORD.....Ordnance
ARS.....Arsenal	ISL.....Island	PAC.....Pacific
ASW.....Anti-Submarine Warfare	JUNC.....Junction	PK.....Park
AUX.....Auxiliary	LAB.....Laboratory	PROV GRND....Proving Ground
AV.....Aviation	LOG.....Logistics	PT.....Point
BCH.....Beach	MC.....Marine Corps	PUB.....Public
BN.....Battalion	MCAGCC.....Marine Corps Air Ground Combat Center	R & D.....Research and Development
BRCH.....Branch	MCAS.....Marine Corps Air Station	REG.....Regional
CGAS.....Coast Guard Air Station	MCLB.....Marine Corps Logistics Base	RES.....Research, Reservation, Reserve
CGB.....Coast Guard Base	MCRD.....Marine Corps Recruit Depot	RESRT.....Resort
CHEM.....Chemical	MGC.....Military Sealift Command	S.....South
CMD.....Command	MED.....Medical	SCH.....School
CO.....Company	MIL.....Military	SEC.....Section
COMMO.....Communication	MOT.....Military Ocean Terminal	SPRS.....Springs
CONST.....Construction	MSL RGE.....Missile Range	STA.....Station
CORP.....Corporation	MTN.....Mountain	STRAT.....Strategic
CRT.....Court	MUN.....Municipal	SUP.....Supply
CTR.....Center	N.....North	SVCS.....Services
DEF.....Defense	(N).....No Airfield	SYS.....Systems
DEP.....Depot	NAB.....Naval Amphibious Base	TRDG.....Trading
DEV.....Development	NAF.....Naval Airfield	TRG.....Training
DIST.....District	NAS.....Naval Air Station	TRNG.....Training
DIV.....Division	NAT.....National	USAF.....U.S. Air Force
DoD.....Department of Defense	NATC.....Naval Air Test Center	UNIV.....University
ENG.....Engineer, Engineering	NAV.....Naval	VIL.....Village
ED.....Education	NAVBASE.....Naval Base	W.....West
ELEC.....Electronic	NAVCAMS.....Naval Communications Area Master Station	WASH.....Washington
EQUIP.....Equipment	NAVCOMMSTA....Naval Communication Station	WPNS.....Weapons
FAADC.....Fleet Account and Disbursing Center	NAVFACENGCOM..Naval Facilities Engineering Command	
FAC.....Facility	NAVMAG.....Naval Magazine	
FBMSTC.....Fleet Ballistic Missile Submarine Training Center		
FLD.....Field		
FOR.Force, Forest		