

116-111-1003

(12)

M07

AD-A202 946

Department of Defense
**WORLDWIDE U.S. ACTIVE DUTY
MILITARY PERSONNEL CASUALTIES**

October 1, 1979 Through September 30, 1988

DTIC
ELECTE
S
JAN 0 4 1989
D
D

Approved for Public Release
Distribution Unlimited

89 1 04 '04A

Department of Defense
**Worldwide U.S. Active Duty Military
Personnel Casualties**

October 1, 1979 through September 30, 1988

(Please See Note on Following Page)

*Prepared by
Washington Headquarters Services
Directorate for Information
Operations and Reports*

For sale by the Superintendent of Documents
U.S. Government Printing Office, Washington, D.C. 20540

DTIC/NTIS identification number for this publication is DIOR/M07-88/02.



Accession For	NTIS CRA&I	<input checked="" type="checkbox"/>
	DTIC TAB	<input type="checkbox"/>
	Unannounced	<input type="checkbox"/>
	Justification	
By		
Distribution		
Availability Codes		
Dist	Avail and/or	
	Special	
	A-1	

statistics / A

FOREWORD

This publication provides data on worldwide active duty military personnel casualties. It is intended to provide summary information for the Office of the Secretary of Defense and various other Department of Defense (DoD) and Federal Government offices.

The information has been generated from an automated data base of casualty information certified and reported monthly by the military services. Hence, responsibility for the accuracy of these data is that of each of the reporting military services. These reporting requirements are set forth in DoD Instruction 7730.63, "Reports on Active Duty Military Personnel Casualties in Official Combat Areas and in Noncombat Areas," dated August 26, 1982. *Reports on Active Duty Military Personnel Casualties (KR)*

..... NOTE

This publication is designed to be used as a planning document and is not a record of day-to-day casualty counts. Since there is a lead time for casualty information to be reported by field activities to the military service casualty offices and then to the Office of the Secretary of Defense, the data cannot be used for publication or release as current data. Upon republication of this report, all changes, corrections, additions or deletions to prior data will be incorporated. It is imperative that the detailed information and the resulting casualty statistics be treated with the utmost care and sensitivity.

Since all casualty data, including any changes or modifications are as reported to the Office of the Secretary of Defense by the respective military service casualty offices, inquiries regarding individual casualties or other proposed changes to the data in this publication should be directed to the appropriate military service casualty offices:

Department of the Army
U.S. Army Military Personnel Center
ATTN: DAPC-PE-SI
2461 Eisenhower Avenue, Room 912
Alexandria, Virginia 22331-0483

Department of the Air Force
Headquarters Air Force Manpower
and Personnel Center
ATTN: DPM CAB
Randolph Air Force Base, Texas 78150-6001

Department of the Navy
Naval Military Personnel Command
ATTN: NMPC 642, Room 1712
Washington, D.C. 20370-5642

Commandant of the Marine Corps
Code MHP-10
Washington, D.C. 20380-0001

TABLE OF CONTENTS

PART I - WORLDWIDE U.S. ACTIVE DUTY MILITARY - FROM 1 OCTOBER 1979 TO 30 SEPTEMBER 1988

Figure 1 - Personnel Casualties - All Records	3
Casualties by Casualty Group and Military Service - All Records	5
Figure 2 - Deaths by Cause of Casualty	7
Deaths by Cause of Casualty and Military Service - All Deaths	9
Figure 3 - Deaths by Race	15
Deaths by Race - White (Caucasoid) and by Pay Grade and Military Service - All Deaths	17
Deaths by Race - Black (Negroid or African) and by Pay Grade and Military Service - All Deaths	18
Deaths by Race - Yellow (Asian/Mongoloid) and by Pay Grade and Military Service - All Deaths	19
Deaths by Race - Red (American Indian) and by Pay Grade and Military Service - All Deaths	20
Deaths by Race - Other/Unknown and by Pay Grade and Military Service - All Deaths	21
Deaths by Home State of Record and Military Service - All Deaths	22
Deaths by Pay Grade and Military Service - All Deaths	24
Deaths Percentage Distribution by Pay Grade and Military Service - All Deaths	25

Deaths by Attained Age and Military Service - All Deaths	26
Deaths Percentage Distribution by Attained Age and Military Service - All Deaths	27
Death by Country of Casualty and Military Service - All Deaths	28

**PART II - WORLDWIDE U.S. ACTIVE DUTY MILITARY PERSONNEL CASUALTIES
BY FISCAL YEAR - BY CASUALTY GROUP AND MILITARY SERVICE
ALL RECORDS**

Fiscal Year 1980	35
Fiscal Year 1981	41
Fiscal Year 1982	47
Fiscal Year 1983	53
Fiscal Year 1984	61
Fiscal Year 1985	69
Fiscal Year 1986	77
Fiscal Year 1987	85
Fiscal Year 1988	93

**PART III - WORLDWIDE U.S. ACTIVE DUTY MILITARY PERSONNEL CASUALTIES
BY CALENDAR YEAR - BY CASUALTY GROUP AND MILITARY SERVICE
ALL RECORDS**

Fourth Quarter, Calendar Year 1979	103
Calendar Year 1980	109
Calendar Year 1981	115

Calendar Year 1982	121
Calendar Year 1983	127
Calendar Year 1984	135
Calendar Year 1985	143
Calendar Year 1986	151
Calendar Year 1987	159
Third Quarter of Calendar Year 1988 (1 January through 30 September)	167
GLOSSARY OF TERMS	171

PART I

**Worldwide U.S. Active Duty Military
Personnel Casualties Cumulative From
1 October 1979 through 30 September 1988**

Worldwide U.S. Active Duty Military Personnel

Casualties/All Records From 10/01/79 to 09/30/88

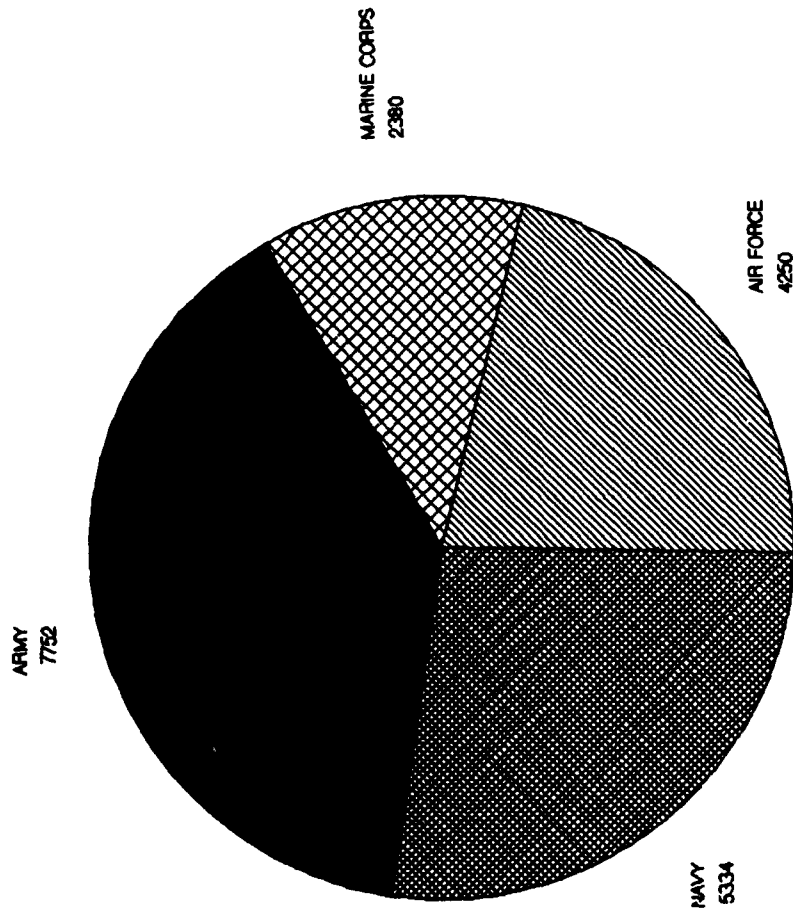


FIGURE 1

Prepared by: Washington Headquarters Services
Directorate for Information
Operations and Reports

WORLDWIDE U.S. ACTIVE DUTY MILITARY CASUALTIES
 BY CASUALTY GROUP AND MILITARY SERVICE
 ALL RECORDS FROM 1 OCT 1979 TO 30 SEP 1988

CASUALTY GROUP	USA	USN	USAF	USMC	TOTAL
CASUALTIES - CAPTURED/INTERMED OR MISSING					

HOSTILE - CURRENT CAPTURED/INTERMED	0	0	0	0	0
- CURRENT MISSING	0	0	0	0	0
- RMC FROM CAPTURED	6	9	5	13	33
- RMC FROM MISSING	0	0	0	0	0
NONHOSTILE - CURRENT MISSING	2	3	2	0	7
- RMC FROM MISSING	0	0	0	0	0
CASUALTIES - DEATHS					

HOSTILE - KILLED	16	65	2	238	321
- DIED OF WOUNDS	1	1	0	3	5
- DIED WHILE MISSING	0	0	0	0	0
- DIED WHILE CAPTURED	0	1	0	0	1
TOTAL HOSTILE DEATHS	17	67	2	241	327
NONHOSTILE - DIED OTHER	6218	4336	3350	1915	15819
- DIED ILLNESS	1514	917	898	222	3551
- DIED WHILE MISSING	3	14	0	2	19
TOTAL NONHOSTILE DEATHS	7735	5267	4248	2139	19389
TOTAL DEATHS	7752	5334	4250	2380	19716

Prepared by: Washington Headquarters Services
 Directorate for Information
 Operations and Reports

Worldwide U.S. Active Duty Military Deaths
by Cause of Casualty From 10/01/79 to 09/30/88

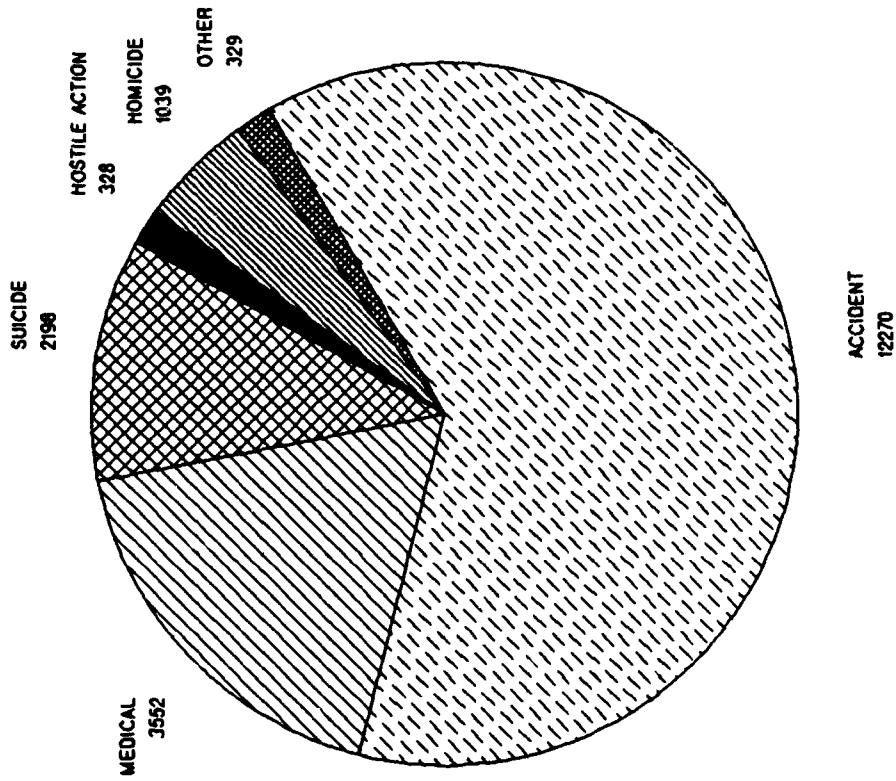


FIGURE 2

Prepared by: Washington Headquarters Services
Directorate for Information
Operations and Reports

WORLDWIDE U.S. ACTIVE DUTY MILITARY DEATHS
 BY CAUSE OF CASUALTY AND MILITARY SERVICE
 ALL DEATHS FROM 1 OCT 1979 TO 30 SEP 1988

CAUSE OF CASUALTY	USA	USN	USAF	USMC	TOTAL
HOSTILE ACTION					
GUNSHOT OR SMALL ARMS FIRE	6	3	0	9	18
ARTILLERY OR ROCKET MORTAR FIRE	1	0	0	13	14
BOMB EXPLOSION	5	21	0	217	243
OTHER EXPLOSIVE DEVICE (GRENADE/MINE/BOOBY TRAP)	0	1	0	0	1
PARACHUTE ACCIDENT OR FAILURE	0	4	0	0	4
AIRCRAFT LOSS OR CRASH AT SEA	0	0	2	0	2
AIRCRAFT LOSS OR CRASH NOT AT SEA	1	1	0	3	5
WEAPONS EFFECTS, OTHER THAN ABOVE	0	37	0	0	37
OTHER	4	0	0	0	4
SUBTOTAL	17	67	2	242	328
ACCIDENT					
GUNSHOT OR SMALL ARMS FIRE	122	36	31	46	235
ARTILLERY OR ROCKET MORTAR FIRE	9	0	0	3	12
BOMB EXPLOSION	21	2	1	0	24
OTHER EXPLOSIVE DEVICE (GRENADE/MINE/BOOBY TRAP)	10	1	1	6	18
PARACHUTE ACCIDENT OR FAILURE	38	5	6	4	51
FELL OR LOST OVERBOARD (FROM A SHIP)	0	44	0	2	46
AIRCRAFT LOSS OR CRASH AT SEA	10	201	77	107	395
AIRCRAFT LOSS OR CRASH NOT AT SEA	553	224	605	165	1547
VEHICLE LOSS OR ACCIDENT (EXCEPT AIRCRAFT)	3197	2225	1427	910	7759
FIRE OR BURNS	14	24	8	2	48
FALL OR JUMP	146	93	50	31	320

Prepared by: Washington Headquarters Services
 Directorate for Information
 Operations and Reports

WORLDWIDE U.S. ACTIVE DUTY MILITARY DEATHS
 BY CAUSE OF CASUALTY AND MILITARY SERVICE
 ALL DEATHS FROM 1 OCT 1979 TO 30 SEP 1988

CAUSE OF CASUALTY	USA	USN	USAF	USMC	TOTAL
DROWNING	356	272	191	100	919
SUFFOCATION	36	21	12	15	84
ELECTROCUTION	43	21	15	9	88
STABBING	3	1	0	0	4
MISADVENTURE	0	0	0	1	1
WEAPONS EFFECTS, OTHER THAN ABOVE	0	1	0	0	1
ALCOHOL ABUSE OR OVERDOSE	20	19	6	4	49
DRUG ABUSE OR OVERDOSE	57	20	12	4	93
POISONING (EXCEPT CARBON MONOXIDE)	19	13	3	5	40
POISONING - CARBON MONOXIDE	22	15	6	5	48
STRANGULATION	10	2	0	1	13
BEATING	1	1	0	1	3
HANGING	2	15	0	0	17
MISSING - ACCIDENT	0	1	0	0	1
OTHER	150	130	103	67	450
CAUSE NOT REPORTED	1	2	1	0	4
SUBTOTAL	4838	3389	2555	1488	12270
ILLNESS OR DISEASE					
SUFFOCATION	0	3	0	2	5
HEART ATTACK OR HEART-ASSOCIATED CONDITION	947	576	659	137	2319
STROKE OR CEREBROVASCULAR ACCIDENT	28	57	16	6	107
RESPIRATORY FAILURE	48	42	37	14	141
CANCER	80	79	34	22	224

Prepared by: Washington Headquarters Services
 Directorate for Information
 Operations and Reports

WORLDWIDE U.S. ACTIVE DUTY MILITARY DEATHS
 BY CAUSE OF CASUALTY AND MILITARY SERVICE
 ALL DEATHS FROM 1 OCT 1979 TO 30 SEP 1988

CAUSE OF CASUALTY	USA	USN	USAF	USMC	TOTAL
PNEUMONIA	32	15	11	2	60
MALARIA	0	1	0	0	1
HEPATITIS	7	4	0	4	15
ALCOHOL ABUSE OR OVERDOSE	15	2	12	2	31
DRUG ABUSE OR OVERDOSE	1	0	0	0	1
OTHER	344	137	128	33	642
CAUSE NOT REPORTED	3	2	1	0	6
SUBTOTAL	1514	918	898	222	3552
HOMICIDE - CIVIL					
GUNSHOT OP SMALL ARMS FIRE	294	151	90	81	616
FIRE OR BURNS	1	0	0	0	1
DROWNING	0	0	0	1	1
SUFFOCATION	2	0	0	0	2
STABBING	118	68	35	38	259
STROKE OR CEREBROVASCULAR ACCIDENT	0	1	0	0	1
DRUG ABUSE OR OVERDOSE	0	1	0	1	2
POISONING (EXCEPT CARBON MONOXIDE)	1	0	0	0	1
POISONING - CARBON MONOXIDE	1	0	0	0	1
STRANGULATION	29	12	5	2	48
BEATING	30	17	17	14	78
OTHER	11	4	7	3	25
CAUSE NOT REPORTED	3	1	0	0	4
SUBTOTAL	490	255	154	140	1039

Prepared by: Washington Headquarters Services
 Directorate for Information
 Operations and Reports

WORLDWIDE U.S. ACTIVE DUTY MILITARY DEATHS
 BY CAUSE OF CASUALTY AND MILITARY SERVICE
 ALL DEATHS FROM 1 OCT 1979 TO 30 SEP 1988

CAUSE OF CASUALTY	USA	USN	USAF	USMC	TOTAL
SUICIDE					
GUNSHOT OR SMALL ARMS FIRE	522	259	350	178	1309
FELL OR LOST OVERBOARD (FROM A SHIP)	0	2	0	0	2
VEHICLE LOSS OR ACCIDENT (EXCEPT AIRCRAFT)	3	0	0	1	4
FIRE OR BURNS	1	1	0	0	2
FALL OR JUMP	23	26	11	7	67
DROWNING	1	3	1	1	6
SUFFOCATION	4	6	2	1	13
ELECTROCUTION	0	1	0	0	1
STABBING	3	7	0	1	11
ALCOHOL ABUSE OR OVERDOSE	1	1	1	0	3
DRUG ABUSE OR OVERDOSE	38	17	21	1	78
POISONING (EXCEPT CARBON MONOXIDE)	5	4	2	2	13
POISONING - CARBON MONOXIDE	57	56	72	12	197
STRANGULATION	58	47	31	10	146
HANGING	104	91	70	22	287
OTHER	15	17	22	3	57
CAUSE NOT REPORTED	0	1	1	0	2
SUBTOTAL	836	539	584	239	2198
OTHER					
GUNSHOT OR SMALL ARMS FIRE	2	32	3	3	40
BOMB EXPLOSION	1	0	0	0	1
VEHICLE LOSS OR ACCIDENT (EXCEPT AIRCRAFT)	0	1	1	0	2

Prepared by: Washington Headquarters Services
 Directorate for Information
 Operations and Reports

WORLDWIDE U.S. ACTIVE DUTY MILITARY DEATHS
 BY CAUSE OF CASUALTY AND MILITARY SERVICE
 ALL DEATHS FROM 1 OCT 1979 TO 30 SEP 1988

CAUSE OF CASUALTY	USA	USN	USAF	USMC	TOTAL
FALL OR JUMP	1	4	8	1	14
DROWNING	0	6	2	0	8
SUFFOCATION	0	2	4	0	6
HEART ATTACK OR HEART-ASSOCIATED CONDITION	1	0	1	1	3
RESPIRATORY FAILURE	0	0	0	1	1
ALCOHOL ABUSE OR OVERDOSE	0	5	0	0	5
DRUG ABUSE OR OVERDOSE	2	4	2	0	8
POISONING (EXCEPT CARBON MONOXIDE)	0	2	0	0	2
POISONING - CARBON MONOXIDE	1	9	0	0	10
BEATING	0	0	0	1	1
HANGING	1	6	0	0	7
MISSING	0	1	0	0	1
OTHER	8	21	22	4	55
CAUSE NOT REPORTED	40	73	14	38	165
SUBTOTAL	57	166	57	49	329
TOTAL DEATHS	7752	5334	4250	2380	19716

Prepared by: Washington Headquarters Services
 Directorate for Information
 Operations and Reports

Worldwide U.S. Active Duty Military Deaths

by Race From 10/01/79 to 09/30/88

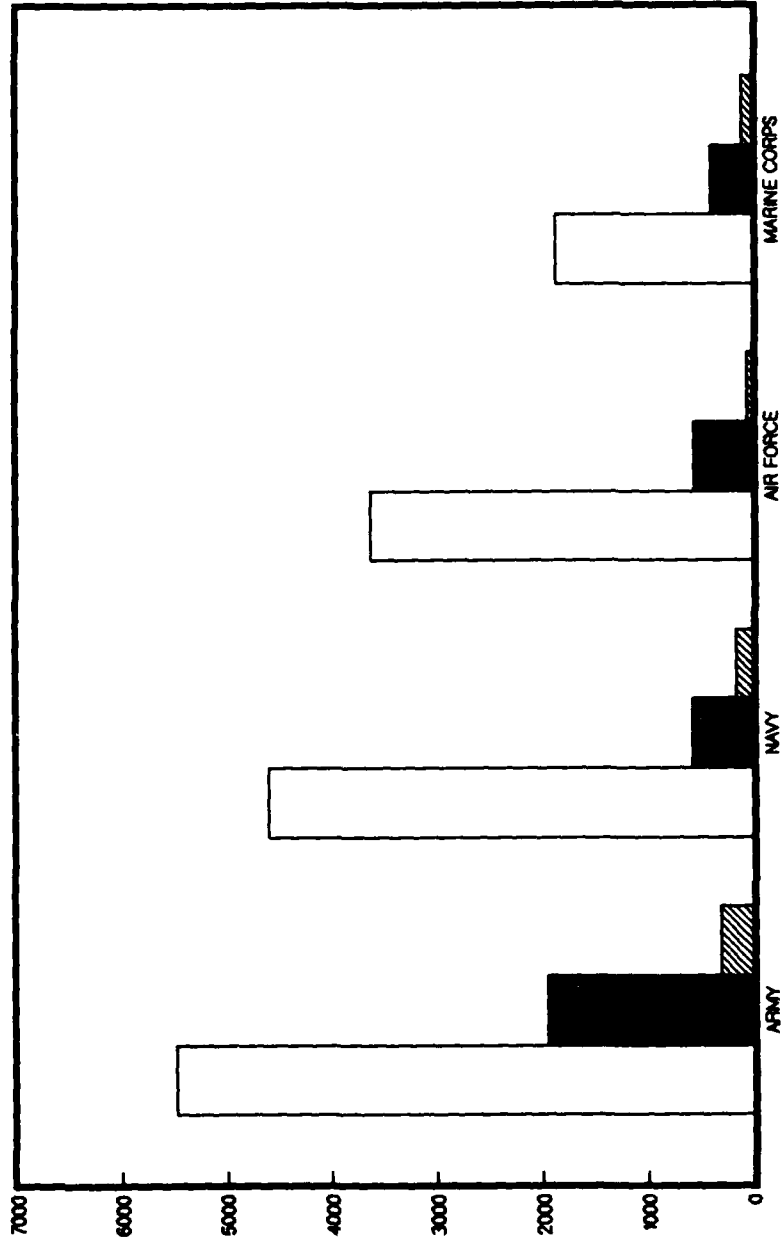


Figure 3

Prepared by: Washington Headquarters Services
Directorate for Information
Operations and Reports

WORLDWIDE U.S. ACTIVE DUTY MILITARY DEATHS
 BY RACE - WHITE (CAUCASOID)
 AND BY PAY GRADE AND MILITARY SERVICE
 ALL DEATHS FROM 1 OCT 1978 TO 30 SEP 1988

RANK / GRADE	USA	USN	USAF	USMC	TOTAL
GEN OF THE ARMY - FLEET ADM	1	0	0	0	1
GENERAL - ADMIRAL	0	1	1	0	2
LT GENERAL - VICE ADMIRAL	0	1	0	0	2
MAJ GENERAL - REAR ADMIRAL(U)	2	3	0	0	5
BRIG GENERAL - REAR ADM(L)/COMMODORE	4	0	2	0	6
COLONEL - CAPTAIN	54	35	52	9	150
LIEUTENANT COL - COMMANDER	76	87	97	14	274
MAJOR - LT COMMANDER	86	127	159	43	415
CAPTAIN - LIEUTENANT	135	168	313	90	706
1st LIEUTENANT - LIEUTENANT(JG)	72	107	108	83	370
2nd LIEUTENANT - ENSIGN	50	173	82	17	222
W4 CHIEF WARRANT OFFICER	41	9	0	1	51
W3 CHIEF WARRANT OFFICER	57	3	0	3	63
W2 CHIEF WARRANT OFFICER	83	5	0	7	95
W1 WARRANT OFFICER	35	0	0	3	38
TOTAL OFFICERS	698	619	815	270	2400
E-9	60	56	45	23	184
E-8	120	89	92	25	328
E-7	427	227	255	51	960
E-6	527	465	328	95	1415
E-5	730	741	487	220	2178
E-4	1298	869	620	320	3105
E-3	1788	800	692	528	2788
E-2	523	437	201	235	1396
E-1	318	281	93	112	804
TOTAL ENLISTED	4769	3985	2813	1609	13156
TOTAL GRADES NOT REPORTED	19	18	7	0	44
TOTAL DEATHS FOR ALL GRADES	5484	4602	3635	1879	15600

Prepared by: Washington Headquarters Services
 Directorate for Information
 Operations and Reports

WORLDWIDE U.S. ACTIVE DUTY MILITARY DEATHS
 BY RACE - BLACK (NEGROID OR AFRICAN)
 AND BY PAY GRADE AND MILITARY SERVICE

ALL DEATHS FROM 1 OCT 1979 TO 30 SEP 1988

RANK / GRADE	USA	USN	USAF	USMC	TOTAL
COLONEL - CAPTAIN	0	0	3	0	3
LIEUTENANT COL - COMMANDER	6	0	3	0	9
MAJOR - LT COMMANDER	5	4	4	0	13
CAPTAIN - LIEUTENANT	17	5	8	2	32
1st LIEUTENANT - LIEUTENANT(JG)	8	3	7	0	18
2nd LIEUTENANT - ENSIGN	7	4	5	2	18
W4 CHIEF WARRANT OFFICER	1	0	0	0	1
W3 CHIEF WARRANT OFFICER	4	3	0	0	7
W2 CHIEF WARRANT OFFICER	9	0	0	0	9
TOTAL OFFICERS	57	19	30	4	110
E-9	13	4	7	5	29
E-8	58	6	13	6	81
E-7	108	22	44	13	187
E-6	270	56	72	28	426
E-5	367	81	109	66	623
E-4	544	138	138	85	903
E-3	271	133	112	115	631
E-2	140	62	26	39	267
E-1	128	55	7	38	228
TOTAL ENLISTED	1897	555	528	395	3375
TOTAL GRADES NOT REPORTED	1	1	1	0	3
TOTAL DEATHS FOR ALL GRADES	1855	575	559	399	3488

Prepared by: Washington Headquarters Services
 Directorate for Information
 Operations and Reports

WORLDWIDE U.S. ACTIVE DUTY MILITARY DEATHS
 BY RACE - YELLOW (ASIAN/MONGOLOID)
 AND BY PAY GRADE AND MILITARY SERVICE
 ALL DEATHS FROM 1 OCT 1979 TO 30 SEP 1988

RANK / GRADE	USA	USN	USAF	USMC	TOTAL
LIEUTENANT COL - COMMANDER	1	1	0	0	2
MAJOR - LT COMMANDER	2	0	0	0	2
CAPTAIN - LIEUTENANT	0	2	1	0	4
1st LIEUTENANT - LIEUTENANT(JG)	0	1	0	0	2
2nd LIEUTENANT - ENSIGN	0	1	0	0	1
TOTAL OFFICERS	5	5	1	0	11
E-9	1	1	0	0	2
E-8	1	6	0	0	7
E-7	2	11	0	1	14
E-6	5	38	1	0	44
E-5	6	22	0	0	28
E-4	12	13	0	1	26
E-3	7	11	4	6	28
E-2	2	5	0	1	8
E-1	2	6	0	0	8
TOTAL ENLISTED	38	113	5	9	165
TOTAL DEATHS FOR ALL GRADES	43	118	6	9	176

Prepared by: Washington Headquarters Services
 Directorate for Information
 Operations and Reports

WORLDWIDE U.S. ACTIVE DUTY MILITARY DEATHS
 BY RACE - RED (AMERICAN INDIAN)
 AND BY PAY GRADE AND MILITARY SERVICE
 ALL DEATHS FROM 1 OCT 1979 TO 30 SEP 1988

RANK / GRADE	USA	USN	USAF	USMC	TOTAL
MAJOR - LT COMMANDER	1	0	0	0	1
TOTAL OFFICERS	1	0	0	0	1
E-7	2	0	0	0	2
E-6	1	1	0	1	3
E-5	9	2	0	1	12
E-4	7	3	2	1	13
E-3	5	6	1	1	13
E-2	5	5	1	1	12
E-1	5	1	0	1	7
TOTAL ENLISTED	34	18	3	4	59
TOTAL DEATHS FOR ALL GRADES	35	18	3	32	88

Prepared by: Washington Headquarters Services
 Directorate for Information
 Operations and Reports

WORLDWIDE U.S. ACTIVE DUTY MILITARY DEATHS
 BY RACE - OTHER/UNKNOWN

AND BY PAY GRADE AND MILITARY SERVICE

ALL DEATHS FROM 1 OCT 1979 TO 30 SEP 1988

RANK / GRADE	USA	USN	USAF	USMC	TOTAL
LIEUTENANT COL - COMMANDER	1	0	2	0	3
MAJOR - LT COMMANDER	2	0	2	0	4
CAPTAIN - LIEUTENANT	2	0	1	0	3
1st LIEUTENANT - LIEUTENANT(JG)	3	0	2	0	5
2nd LIEUTENANT - ENSIGN	2	1	0	0	3
W4 CHIEF WARRANT OFFICER	1	0	0	0	1
W2 CHIEF WARRANT OFFICER	1	0	0	0	1
W1 WARRANT OFFICER	1	0	0	0	1
TOTAL OFFICERS	13	1	7	0	21
E-9	1	1	0	0	2
E-8	1	1	2	1	6
E-7	11	2	3	1	17
E-6	36	7	2	3	48
E-5	41	7	8	7	63
E-4	69	0	10	7	86
E-3	35	1	10	24	70
E-2	14	1	3	13	31
E-1	12	0	2	5	19
TOTAL ENLISTED	221	20	40	61	342
TOTAL GRADES NOT REPORTED	1	0	0	0	1
TOTAL DEATHS FOR ALL GRADES	235	21	47	61	364

Prepared by: Washington Headquarters Services
 Directorate for Information
 Operations and Reports

WORLDWIDE U.S. ACTIVE DUTY MILITARY DEATHS
 BY HOME STATE OF RECORD AND MILITARY SERVICE
 ALL DEATHS FROM 1 OCT 1979 TO 30 SEP 1988

HOME STATE OF RECORD	USA	USN	USAF	USMC	TOTAL
ALABAMA	227	101	72	42	442
ALASKA	33	6	5	0	44
ARIZONA	78	93	52	39	262
ARKANSAS	120	32	43	22	217
CALIFORNIA	538	471	365	219	1593
COLORADO	86	80	44	28	238
CONNECTICUT	81	63	58	36	238
DELAWARE	28	11	11	6	69
DISTRICT OF COLUMBIA	32	14	10	7	63
FLORIDA	423	272	227	132	1054
GEORGIA	260	137	102	44	552
HAWAII	30	23	25	2	80
IDAHO	35	23	25	15	98
ILLINOIS	309	214	198	124	845
INDIANA	199	106	107	53	465
IOWA	81	60	41	29	211
KANSAS	71	66	57	14	208
KENTUCKY	134	46	65	39	284
LOUISIANA	125	80	76	44	325
MAINE	58	41	24	19	140
MARYLAND	158	104	59	41	362
MASSACHUSETTS	142	112	100	55	409
MICHIGAN	278	231	132	98	739
MINNESOTA	118	94	81	42	335
MISSISSIPPI	124	55	50	21	250
MISSOURI	156	123	122	55	456
MONTANA	31	28	22	6	87
NEBRASKA	44	48	37	17	144
NEVADA	20	19	10	7	65
NEW HAMPSHIRE	28	25	29	10	92
NEW JERSEY	164	162	94	78	498
NEW MEXICO	60	66	50	21	197
NEW YORK	456	361	277	182	1286
NORTH CAROLINA	284	137	104	58	583
NORTH DAKOTA	22	14	17	11	64
OHIO	336	234	198	109	880
OKLAHOMA	106	57	49	26	238
OREGON	88	87	54	21	250
PENNSYLVANIA	386	283	247	143	1059
RHODE ISLAND	21	28	23	14	86
SOUTH CAROLINA	173	89	73	40	375
SOUTH DAKOTA	26	21	18	2	67
TENNESSEE	201	124	90	37	452
TEXAS	517	325	305	128	1275
UTAH	42	16	21	8	87
VERMONT	25	15	9	3	52
VIRGINIA	257	144	90	78	570
WASHINGTON	147	117	93	52	409

Prepared by: Washington Headquarters Services
 Directorate for Information
 Operations and Reports

WORLDWIDE U.S. ACTIVE DUTY MILITARY DEATHS
 BY HOME STATE OF RECORD AND MILITARY SERVICE
 ALL DEATHS FROM 1 OCT 1979 TO 30 SEP 1988

HOME STATE OF RECORD	USA	USN	USAF	USMC	TOTAL
WEST VIRGINIA	75	45	35	22	177
WISCONSIN	109	92	72	56	329
WYOMING	23	14	6	3	48
TOTAL U.S.	7584	5220	4177	2369	19350
AMERICAN SAMOA	8	1	0	1	10
GUAM	16	2	7	1	26
CANAL ZONE	2	1	0	0	3
PUERTO RICO	106	11	8	3	128
VIRGIN ISLANDS	6	2	0	0	8
TOTAL U.S. TERRITORY	138	17	15	5	175
AUSTRALIA	1	0	0	0	1
CANADA	0	0	1	2	3
EGYPT	0	0	1	0	1
FEDERAL REPUBLIC GERMANY	1	0	1	0	2
GHANA	0	1	0	0	1
HAITI	1	0	0	0	1
ITALY	1	0	0	0	1
JAPAN	1	1	0	0	2
JAMAICA	1	0	0	0	1
REPUBLIC OF KOREA	1	0	1	0	2
NETHERLANDS	1	0	0	0	1
NICARAGUA	1	0	0	0	1
PANAMA	2	0	0	0	2
ROMANIA	0	0	0	1	1
PHILIPPINES	5	63	1	0	69
SPAIN	0	0	1	0	1
UNITED KINGDOM	1	1	1	0	3
VIETNAM	1	0	0	0	1
TOTAL FOREIGN	18	66	7	3	94
OTHER STATE NOT REPORTED	10	31	0	1	42
HOME STATE NOT REPORTED	2	0	51	2	55
TOTAL OTHER & HOME ST. NOT REPORTED	12	31	51	3	97
TOTAL DEATHS	7752	5334	4250	2380	19716

Prepared by: Washington Headquarters Services
 Directorate for Information
 Operations and Reports

WORLDWIDE U.S. ACTIVE DUTY MILITARY DEATHS
 BY PAY GRADE AND MILITARY SERVICE
 ALL DEATHS FROM 1 OCT 1979 TO 30 SEP 1988

RANK / GRADE	USA	USN	USAF	USMC	TOTAL
GEN OF THE ARMY - FLEET ADM	1	0	0	0	1
GENERAL - ADMIRAL	0	1	1	0	2
LT GENERAL - VICE ADMIRAL	0	1	1	0	2
MAJ GENERAL - REAR ADMIRAL (U)	2	3	0	0	5
BRIG GENERAL - REAR ADM (L)/COMMODORE	4	0	2	0	6
COLONEL - CAPTAIN	54	35	55	9	153
LIEUTENANT COL - COMMANDER	84	88	102	14	288
MAJOR - LT COMMANDER	96	131	165	43	435
CAPTAIN - LIEUTENANT	156	174	323	92	745
1st LIEUTENANT - LIEUTENANT (JG)	83	112	117	83	395
2nd LIEUTENANT - ENSIGN	59	179	87	19	244
W4 CHIEF WARRANT OFFICER	43	9	0	1	53
W3 CHIEF WARRANT OFFICER	61	6	0	3	70
W2 CHIEF WARRANT OFFICER	93	5	0	7	105
W1 WARRANT OFFICER	36	0	0	3	39
TOTAL OFFICERS	772	644	853	274	2543
E-9	75	62	52	28	217
E-8	179	102	107	32	420
E-7	550	282	302	66	1180
E-6	839	587	403	127	1936
E-5	1153	853	604	294	2804
E-4	1928	1021	770	414	4133
E-3	1086	951	819	684	3540
E-2	884	510	230	302	1726
E-1	485	343	102	159	1069
TOTAL ENLISTED	6959	4671	3389	2106	17125
GRADES NOT REPORTED	21	19	8	0	48
TOTAL DEATHS FOR ALL GRADES	7752	5334	4250	2380	19716

Prepared by: Washington Headquarters Services
 Directorate for Information
 Operations and Reports

WORLDWIDE U.S. ACTIVE DUTY MILITARY DEATHS

PERCENTAGE DISTRIBUTION
BY PAY GRADE AND MILITARY SERVICE

ALL DEATHS FROM 1 OCT 1979 TO 30 SEP 1988

RANK / GRADE	USA	USN	USAF	USMC	TOTAL	CUMULATIVE
GEN OF THE ARMY - FLEET ADM	0.01X	0.00X	0.00X	0.00X	0.01X	0.01X
GENERAL - ADMIRAL	0.00X	0.01X	0.01X	0.00X	0.01X	0.02X
LT GENERAL - VICE ADMIRAL	0.00X	0.01X	0.01X	0.00X	0.01X	0.03X
MAJ GENERAL - REAR ADMIRAL(U)	0.01X	0.02X	0.00X	0.00X	0.03X	0.05X
BRIG GENERAL - REAR ADM(L)/COMMODORE	0.02X	0.00X	0.01X	0.00X	0.03X	0.08X
COLONEL - CAPTAIN	0.27X	0.18X	0.28X	0.05X	0.78X	0.86X
LIEUTENANT COL - COMMANDER	0.43X	0.45X	0.52X	0.07X	1.48X	2.32X
MAJOR - LT COMMANDER	0.49X	0.68X	0.84X	0.22X	2.21X	4.52X
CAPTAIN - LT COMMANDER	0.79X	0.88X	1.64X	0.47X	3.78X	8.30X
1st LIEUTENANT - LIEUTENANT	0.42X	0.57X	0.59X	0.42X	2.00X	10.31X
2nd LIEUTENANT - ENSIGN	0.30X	0.40X	0.44X	0.10X	1.24X	11.54X
W4 CHIEF WARRANT OFFICER	0.22X	0.05X	0.00X	0.01X	0.27X	11.81X
W3 CHIEF WARRANT OFFICER	0.31X	0.03X	0.00X	0.02X	0.36X	12.17X
W2 CHIEF WARRANT OFFICER	0.47X	0.03X	0.00X	0.04X	0.53X	12.70X
W1 WARRANT OFFICER	0.18X	0.00X	0.00X	0.02X	0.20X	12.90X
TOTAL OFFICERS	3.92X	3.27X	4.33X	1.39X	12.90X	
E-9	0.38X	0.31X	0.26X	0.14X	1.10X	14.00X
E-8	0.91X	0.52X	0.54X	0.16X	2.13X	16.13X
E-7	2.79X	1.33X	1.53X	0.33X	5.98X	22.11X
E-6	4.26X	2.89X	2.04X	0.64X	9.82X	31.93X
E-5	5.95X	4.33X	3.06X	1.49X	14.73X	46.66X
E-4	9.78X	5.18X	3.91X	2.10X	20.98X	67.63X
E-3	5.51X	4.82X	4.15X	3.47X	17.95X	85.58X
E-2	3.47X	2.59X	1.17X	1.53X	8.75X	94.33X
E-1	2.36X	1.74X	0.52X	0.81X	5.42X	99.76X
TOTAL ENLISTED	35.30X	23.69X	17.19X	10.68X	86.86X	
GRADES NOT REPORTED	0.11X	0.10X	0.04X	0.00X	0.24X	100.00X
TOTAL DEATHS	38.32X	27.05X	21.56X	12.07X	100.00X	

Prepared by: Washington Headquarters Services
Directorate for Information
Operations and Reports

WORLDWIDE U.S. ACTIVE DUTY MILITARY DEATHS
 BY ATTAINED AGE AND MILITARY SERVICE
 ALL DEATHS FROM 1 OCT 1979 TO 30 SEP 1988

ATTAINED AGE	USA	USN	USAF	USMC	TOTAL
17	34	21	4	12	71
18	295	170	78	96	639
19	668	403	227	264	1562
20	759	571	306	350	1986
21	761	562	323	353	1999
22	601	486	287	226	1600
23	499	360	289	169	1317
24	427	317	256	121	1121
25	360	295	196	124	975
26	323	210	162	105	800
27	301	215	170	82	768
28	255	179	157	74	665
29	212	140	136	59	547
30	171	137	124	53	485
31	195	89	100	27	411
32	161	99	106	31	397
33	139	96	117	32	384
34	127	100	116	23	366
35	137	80	116	26	359
36	134	99	110	12	355
37	151	108	123	21	403
38	129	87	102	17	335
39	113	78	103	19	313
40	112	61	88	11	272
41	109	54	87	15	265
42	91	44	60	11	206
43	67	49	61	6	183
44	57	32	37	4	130
45	54	38	41	11	144
46	52	30	28	6	116
47	45	27	33	5	110
48	37	14	19	1	71
49	33	15	13	5	66
50	28	19	18	2	67
51 AND OVER	115	48	57	7	227
AGE NOT REPORTED	0	1	0	0	1
TOTAL DEATHS	7752	5334	4250	2380	19716

Prepared by: Washington Headquarters Services
 Directorate for Information
 Operations and Reports

WORLDWIDE U.S. ACTIVE DUTY MILITARY DEATHS
 PERCENTAGE DISTRIBUTION
 BY ATTAINED AGE AND MILITARY SERVICE
 ALL DEATHS FROM 1 OCT 1979 TO 30 SEP 1988

ATTAINED AGE	USA	USN	USAF	USMC	TOTAL	CUMULATIVE
17	0.17%	0.11%	0.02%	0.06%	0.36%	0.36%
18	1.50%	0.86%	0.40%	0.49%	3.24%	3.60%
19	3.39%	2.04%	1.15%	1.34%	7.92%	11.52%
20	3.85%	2.90%	1.55%	1.78%	10.07%	21.60%
21	3.86%	2.85%	1.64%	1.79%	10.14%	31.74%
22	3.05%	2.47%	1.48%	1.15%	8.12%	39.85%
23	2.53%	1.83%	1.47%	0.86%	6.68%	46.53%
24	2.17%	1.61%	1.30%	0.61%	5.69%	52.22%
25	1.83%	1.50%	0.98%	0.63%	4.95%	57.16%
26	1.64%	1.07%	0.82%	0.53%	4.06%	61.22%
27	1.53%	1.09%	0.86%	0.42%	3.90%	65.11%
28	1.29%	0.91%	0.80%	0.38%	3.37%	68.49%
29	1.08%	0.71%	0.69%	0.30%	2.77%	71.26%
30	0.87%	0.69%	0.63%	0.27%	2.46%	73.72%
31	0.99%	0.45%	0.51%	0.14%	2.08%	75.81%
32	0.82%	0.50%	0.54%	0.16%	2.01%	77.82%
33	0.71%	0.49%	0.59%	0.16%	1.95%	79.77%
34	0.64%	0.51%	0.59%	0.12%	1.86%	81.62%
35	0.69%	0.41%	0.59%	0.13%	1.82%	83.44%
36	0.68%	0.50%	0.56%	0.06%	1.80%	85.25%
37	0.77%	0.55%	0.62%	0.11%	2.04%	87.29%
38	0.65%	0.44%	0.52%	0.09%	1.70%	88.99%
39	0.57%	0.40%	0.52%	0.10%	1.59%	90.58%
40	0.57%	0.31%	0.45%	0.06%	1.38%	91.96%
41	0.55%	0.27%	0.44%	0.08%	1.34%	93.30%
42	0.46%	0.22%	0.30%	0.06%	1.04%	94.34%
43	0.34%	0.25%	0.31%	0.03%	0.93%	95.27%
44	0.29%	0.16%	0.19%	0.02%	0.66%	95.93%
45	0.27%	0.19%	0.21%	0.06%	0.73%	96.66%
46	0.26%	0.15%	0.14%	0.03%	0.59%	97.25%
47	0.23%	0.14%	0.17%	0.03%	0.56%	97.81%
48	0.19%	0.07%	0.10%	0.01%	0.36%	98.17%
49	0.17%	0.08%	0.07%	0.03%	0.33%	98.50%
50	0.14%	0.10%	0.09%	0.01%	0.34%	98.84%
51 AND OVER	0.58%	0.24%	0.29%	0.04%	1.15%	99.99%
AGE NOT REPORTED	0.00%	0.01%	0.00%	0.00%	0.01%	100.00%
TOTAL DEATHS	39.32%	27.05%	21.56%	12.07%	100.00%	

Prepared by: Washington Headquarters Services
 Directorate for Information
 Operations and Reports

WORLDWIDE U.S. ACTIVE DUTY MILITARY DEATHS
 BY COUNTRY OF CASUALTY AND MILITARY SERVICE
 ALL DEATHS FROM 1 OCT 1979 TO 30 SEP 1988

COUNTRY OF CASUALTY	USA	USN	USAF	USMC	TOTAL
AEGEAN SEA	0	2	0	0	2
ANDAMAN SEA	0	1	0	0	1
ANTARCTICA	0	1	0	0	1
ARABIAN SEA	0	14	0	0	14
ARGENTINA	0	1	0	0	1
AUSTRALIA	0	7	4	0	11
AUSTRIA	2	0	1	0	3
BAHAMAS, THE	0	2	0	0	2
BAHRAIN	0	7	0	0	7
BELGIUM	9	3	9	0	21
BERLIN GERMANY	2	0	1	0	3
BERMUDA	0	7	0	1	8
BLACK SEA	1	0	0	0	1
BOLIVIA	1	0	0	1	2
BRAZIL	0	1	0	0	1
BRITISH INDIAN OCEAN TERRITORY	0	12	0	0	12
BRITISH VIRGIN ISLANDS	0	1	0	0	1
CANADA	0	1	0	0	1
CANIBBEAN SEA	252	8	12	0	273
CLASSIFIED LOCATION	0	13	0	1	14
COLOMBIA	1	1	1	0	3
CUBA	0	20	0	4	24
CYPRUS	0	0	0	1	1
DENMARK	0	1	0	0	1
EAST CHINA SEA	0	2	0	0	2
EAST SIBERIAN SEA	0	0	1	0	1
EASTERN MEDITERRANEAN	0	31	2	6	39
ECUADOR	4	0	0	0	4
EGYPT	12	0	17	0	29
EL SALVADOR	6	1	2	0	14
FEDERAL REPUBLIC GERMANY	1519	16	268	5	1805
FINLAND	1	0	0	0	1
FRANCE	2	6	3	4	15
FRENCH REPUBLIC	0	2	0	0	2
GERMAN DEMOCRATIC REPUBLIC	1	1	0	1	4
GREECE	2	20	15	0	37

Prepared by: Washington Headquarters Services
 Directorate for Information
 Operations and Reports

WORLDWIDE U.S. ACTIVE DUTY MILITARY DEATHS
 BY COUNTRY OF CASUALTY AND MILITARY SERVICE
 ALL DEATHS FROM 1 OCT 1978 TO 30 SEP 1988

COUNTRY OF CASUALTY	USA	USN	USAF	USMC	TOTAL
GREENLAND	0	0	1	0	1
GUENADA	12	0	0	0	12
GUATEMALA	1	0	0	4	5
GULF OF MEXICO	0	0	7	0	7
GULF OF OMAN	0	1	0	0	1
GULF OF SIAM	0	0	0	1	1
GULF OF ST LAWRENCE	0	0	1	0	1
HONDURAS	27	2	7	0	36
HONG KONG	0	2	0	0	2
HUNGARY	0	0	0	1	1
ICELAND	0	5	1	1	7
INDIA	0	0	1	0	1
INDIAN OCEAN	0	0	0	1	1
INDONESIA	0	48	0	0	48
IRAN	0	1	0	0	1
IRAQ	0	0	5	3	8
ISRAEL	6	0	2	1	9
ITALY	55	76	58	5	194
JAMAICA	0	1	0	0	1
JAPAN	10	60	0	0	70
LEBANON	10	23	64	148	245
LUXEMBOURG	0	0	0	234	234
MALAYSIA	0	0	2	0	2
MEXICO	0	1	0	1	2
MISCELLANEOUS PACIFIC ISLAND	2	11	2	8	23
MOROCCO	1	1	0	0	2
NAMIBIA	1	0	0	0	1
NEPAL	1	0	0	0	1
NETHERLANDS	9	0	12	1	22
NETHERLANDS ANTILLES	0	0	1	0	1
NEW ZEALAND	0	0	1	0	1
NORTH ATLANTIC OCEAN	0	1	0	0	1
NORTH PACIFIC OCEAN	0	90	18	11	119
NORTH SEA	0	87	4	3	94
NORWAY	0	0	4	5	9
NORWEGIAN SEA	1	0	1	0	2
PAKISTAN	0	1	0	0	1

Prepared by: Washington Headquarters Services
 Directorate for Information
 Operations and Reports

WORLDWIDE U.S. ACTIVE DUTY MILITARY DEATHS
 BY COUNTRY OF CASUALTY AND MILITARY SERVICE
 ALL DEATHS FROM 1 OCT 1979 TO 30 SEP 1988

COUNTRY OF CASUALTY	USA	USN	USAF	USMC	TOTAL
PANAMA	6	1	1	1	9
PARAGUAY	1	0	1	0	2
PERSIAN GULF	0	37	1	1	39
PHILIPPINE SEA	0	5	0	0	5
PHILIPPINES	8	88	64	20	180
POLAND	1	1	0	0	2
PORTUGAL	0	1	5	0	6
RED SEA	0	3	0	0	3
REPUB OF DEMO PEOPLES, KOREA	0	0	3	1	4
REPUBLIC OF KOREA	147	7	53	33	240
SAUDI ARABIA	1	0	0	0	1
SEA OF JAPAN	0	2	0	0	2
SINGAPORE	0	1	0	0	1
SOUTH ATLANTIC OCEAN	0	1	0	0	1
SOUTH CHINA SEA	3	12	0	0	15
SOUTH PACIFIC OCEAN	0	0	5	1	6
SPAIN	3	40	69	4	116
SRI LANKA	0	2	0	0	2
ST. CHRISTOPHER-NEVIS-ANGUIL	0	1	0	0	1
ST. HELENA	0	1	0	0	1
SULU SEA	0	0	12	0	12
SWITZERLAND	1	0	3	0	4
THAILAND	1	10	4	1	16
TUNISIA	0	0	1	0	1
TURKEY	14	1	50	3	68
UNITED ARAB EMIRATES	0	2	0	0	2
UNITED KINGDOM	5	19	151	5	180
WESTERN MEDITERRANEAN	0	30	0	2	32
YELLOW SEA	0	0	0	1	1
YUGOSLAVIA	0	1	0	0	1
UNITED STATES	5538	4358	3265	1813	14974
AMERICAN SAMOA	0	7	0	0	7
CANAL ZONE	50	7	13	2	72
GUAM	1	44	19	9	73
PUERTO RICO	14	30	1	4	49
VIRGIN ISLANDS	1	8	0	0	9
UNKNOWN OR NOT REPORTED	3	12	1	12	28
TOTAL DEATHS	7752	5334	4250	2380	19716

Prepared by: Washington Headquarters Services
 Directorate for Information
 Operations and Reports

PART II

**Worldwide U.S. Active Duty Military
Personnel Casualties by Fiscal Year**

Fiscal Year 1980
(1 October 1979 through 30 September 1980)

WORLDWIDE U.S. ACTIVE DUTY MILITARY CASUALTIES
 BY CASUALTY GROUP AND MILITARY SERVICE
 ALL RECORDS FROM 1 OCT 1979 TO 30 SEP 1980

CASUALTY GROUP	USA	USN	USAF	USMC	TOTAL
CASUALTIES - CAPTURED/INTERMED OR MISSING					

HOSTILE - CURRENT CAPTURED/INTERMED	0	0	0	0	0
- CURRENT MISSING	0	0	0	0	0
- RMC FROM CAPTURED	0	0	0	0	0
- RMC FROM MISSING	0	0	0	0	0
NONHOSTILE - CURRENT MISSING	0	0	0	0	0
- RMC FROM MISSING	0	0	0	0	0
CASUALTIES - DEATHS					

HOSTILE - KILLED	0	0	0	0	0
- DIED OF WOUNDS	0	0	0	0	0
- DIED WHILE MISSING	0	0	0	0	0
- DIED WHILE CAPTURED	0	0	0	0	0
TOTAL HOSTILE DEATHS	0	0	0	0	0
NONHOSTILE - DIED OTHER	725	592	406	268	1991
- DIED ILLNESS	164	102	114	20	400
- DIED WHILE MISSING	0	0	0	0	0
TOTAL NONHOSTILE DEATHS	889	694	520	288	2391
TOTAL DEATHS	889	694	520	288	2391

Prepared by: Washington Headquarters Services
 Directorate for Information
 Operations and Reports

WORLDWIDE U.S. ACTIVE DUTY MILITARY DEATHS
 BY CAUSE OF CASUALTY AND MILITARY SERVICE
 ALL DEATHS FROM 1 OCT 1979 TO 30 SEP 1980

CAUSE OF CASUALTY	USA	USN	USAF	USMC	TOTAL
ACCIDENT					
GUNSHOT OR SMALL ARMS FIRE	7	4	8	6	25
ARTILLERY OR ROCKET MORTAR FIRE	2	0	0	0	2
OTHER EXPLOSIVE DEVICE (GRENADE/MINE/BOOBY TRAP)	4	0	0	0	4
PARACHUTE ACCIDENT OR FAILURE	7	2	0	0	9
FELL OR LOST OVERBOARD (FROM A SHIP)	0	2	0	0	2
AIRCRAFT LOSS OR CRASH AT SEA	4	49	8	11	72
AIRCRAFT LOSS OR CRASH NOT AT SEA	24	29	60	22	135
VEHICLE LOSS OR ACCIDENT (EXCEPT AIRCRAFT)	359	278	182	123	942
FALL OR JUMP	17	13	8	0	38
DROWNING	58	60	30	19	167
SUFFOCATION	6	1	2	1	10
ELECTROCUTION	6	3	1	2	12
ALCOHOL ABUSE OR OVERDOSE	2	1	1	1	5
DRUG ABUSE OR OVERDOSE	23	1	3	2	29
POISONING (EXCEPT CARBON MONOXIDE)	4	1	1	0	6
OTHER	49	33	18	19	119
SUBTOTAL	572	477	322	206	1577
ILLNESS OR DISEASE					
HEART ATTACK OR HEART-ASSOCIATED CONDITION	84	66	79	14	243
STROKE OR CEREBROVASCULAR ACCIDENT	2	3	1	1	7
RESPIRATORY FAILURE	3	6	5	2	16
CANCER	14	8	1	0	23

Prepared by: Washington Headquarters Services
 Directorate for Information
 Operations and Reports

WORLDWIDE U.S. ACTIVE DUTY MILITARY DEATHS
 BY CAUSE OF CASUALTY AND MILITARY SERVICE
 ALL DEATHS FROM 1 OCT 1979 TO 30 SEP 1980

CAUSE OF CASUALTY	USA	USN	USAF	USMC	TOTAL
PNEUMONIA	8	1	3	0	12
ALCOHOL ABUSE OR OVERDOSE	4	1	3	1	9
OTHER	49	17	22	2	90
SUBTOTAL	164	102	114	20	400
HOMICIDE - CIVIL					
GUNSHOT OR SMALL ARMS FIRE	40	28	12	17	97
STABBING	12	11	3	7	33
STRANGULATION	3	3	1	1	8
BEATING	7	1	4	5	17
OTHER	2	1	2	1	6
SUBTOTAL	64	44	22	31	161
SUICIDE					
GUNSHOT OR SMALL ARMS FIRE	55	27	37	22	141
FALL OR JUMP	3	5	1	2	11
DRUG ABUSE OR OVERDOSE	4	1	3	0	8
POISONING (EXCEPT CARBON MONOXIDE)	2	0	1	0	3
POISONING - CARBON MONOXIDE	4	3	3	0	10
STRANGULATION	14	17	13	3	47
OTHER	4	8	3	1	16
SUBTOTAL	86	61	61	28	236
OTHER					

Prepared by: Washington Headquarters Services
 Directorate for Information
 Operations and Reports

WORLDWIDE U.S. ACTIVE DUTY MILITARY DEATHS
 BY CAUSE OF CASUALTY AND MILITARY SERVICE
 ALL DEATHS FROM 1 OCT 1979 TO 30 SEP 1980

CAUSE OF CASUALTY	USA	USN	USAF	USMC	TOTAL
OTHER	1	3	0	1	5
CAUSE NOT REPORTED	2	7	1	2	12
SUBTOTAL	3	10	1	3	17
TOTAL DEATHS	889	694	520	288	2391

Prepared by: Washington Headquarters Services
 Directorate for Information
 Operations and Reports

Fiscal Year 1981
(1 October 1980 through 30 September 1981)

WORLDWIDE U.S. ACTIVE DUTY MILITARY CASUALTIES
 BY CASUALTY GROUP AND MILITARY SERVICE
 ALL RECORDS FROM 1 OCT 1980 TO 30 SEP 1981

CASUALTY GROUP	USA	USN	USAF	USMC	TOTAL
CASUALTIES - CAPTURED/INTERNEED OR MISSING					

HOSTILE					
- CURRENT CAPTURED/INTERNEED	0	0	0	0	0
- CURRENT MISSING	0	0	0	0	0
- RMC FROM CAPTURED	6	3	5	13	27
- RMC FROM MISSING	0	0	0	0	0
NONHOSTILE					
- CURRENT MISSING	0	0	0	0	0
- RMC FROM MISSING	0	0	0	0	0
CASUALTIES - DEATHS					

HOSTILE					
- KILLED	0	0	0	0	0
- DIED OF WOUNDS	0	0	0	0	0
- DIED WHILE MISSING	0	0	0	0	0
- DIED WHILE CAPTURED	0	0	0	0	0
TOTAL HOSTILE DEATHS	0	0	0	0	0
NONHOSTILE					
- DIED OTHER	742	525	444	240	1951
- DIED ILLNESS	204	115	120	29	468
- DIED WHILE MISSING	0	0	0	0	0
TOTAL NONHOSTILE DEATHS	946	640	564	269	2419
TOTAL DEATHS	946	640	564	269	2419

Prepared by: Washington Headquarters Services
 Directorate for Information
 Operations and Reports

WORLDWIDE U.S. ACTIVE DUTY MILITARY DEATHS
 BY CAUSE OF CASUALTY AND MILITARY SERVICE
 ALL DEATHS FROM 1 OCT 1980 TO 30 SEP 1981

CAUSE OF CASUALTY	USA	USN	USAF	USMC	TOTAL
ACCIDENT					
GUNSHOT OR SMALL ARMS FIRE	10	5	4	6	25
ARTILLERY OR ROCKET MORTAR FIRE	1	0	0	2	3
OTHER EXPLOSIVE DEVICE (GRENADE/MINE/BOOBY TRAP)	2	0	0	1	3
PARACHUTE ACCIDENT OR FAILURE	4	0	2	4	10
FELL OR LOST OVERBOARD (FROM A SHIP)	0	15	0	0	15
AIRCRAFT LOSS OR CRASH AT SEA	2	22	14	17	55
AIRCRAFT LOSS OR CRASH NOT AT SEA	32	9	104	23	168
VEHICLE LOSS OR ACCIDENT (EXCEPT AIRCRAFT)	407	273	179	88	947
FALL OR JUMP	14	13	5	5	37
DROWNING	55	46	25	15	141
SUFFOCATION	5	5	0	4	14
ELECTROCUTION	3	7	4	0	14
ALCOHOL ABUSE OR OVERDOSE	4	1	2	1	8
DRUG ABUSE OR OVERDOSE	4	7	1	2	14
POISONING (EXCEPT CARBON MONOXIDE)	2	2	0	1	5
OTHER	24	20	19	12	75
SUBTOTAL	569	425	359	181	1534
ILLNESS OR DISEASE					
HEART ATTACK OR HEART-ASSOCIATED CONDITION	135	69	85	21	310
STROKE OR CEREBROVASCULAR ACCIDENT	8	1	4	0	14
RESPIRATORY FAILURE	6	3	3	1	13
CANCER	9	12	8	3	32

Prepared by: Washington Headquarters Services
 Directorate for Information
 Operations and Reports

WORLDWIDE U.S. ACTIVE DUTY MILITARY DEATHS
 BY CAUSE OF CASUALTY AND MILITARY SERVICE
 ALL DEATHS FROM 1 OCT 1980 TO 30 SEP 1981

CAUSE OF CASUALTY	USA	USN	USAF	USMC	TOTAL
PNEUMONIA	2	4	1	0	7
ALCOHOL ABUSE OR OVERDOSE	2	0	3	1	6
OTHER	41	26	16	3	86
SUBTOTAL	204	115	120	29	468
HOMICIDE - CIVIL					
GUNSHOT OR SMALL ARMS FIRE	50	16	20	15	101
STABBING	20	14	2	4	40
STRANGULATION	3	0	1	1	5
BEATING	3	0	3	2	8
OTHER	2	1	1	1	5
SUBTOTAL	78	31	27	23	159
SUICIDE					
GUNSHOT OR SMALL ARMS FIRE	51	29	41	25	146
FALL OR JUMP	6	2	0	0	8
DRUG ABUSE OR OVERDOSE	7	3	1	1	12
POISONING (EXCEPT CARBON MONOXIDE)	0	0	0	1	1
POISONING - CARBON MONOXIDE	8	9	7	3	27
STRANGULATION	16	15	6	1	38
HANGING	0	2	0	0	2
OTHER	1	3	2	2	8
SUBTOTAL	89	63	57	33	242

Prepared by: Washington Headquarters Services
 Directorate for Information
 Operations and Reports

WORLDWIDE U.S. ACTIVE DUTY MILITARY DEATHS
 BY CAUSE OF CASUALTY AND MILITARY SERVICE
 ALL DEATHS FROM 1 OCT 1980 TO 30 SEP 1981

CAUSE OF CASUALTY	USA	USN	USAF	USMC	TOTAL
OTHER					
DROWNING	0	1	0	0	1
CAUSE NOT REPORTED	6	5	1	3	15
SUBTOTAL	6	6	1	3	16
TOTAL DEATHS	946	640	564	289	2419

Prepared by: Washington Headquarters Services
 Directorate for Information
 Operations and Reports

Fiscal Year 1982
(1 October 1981 through 30 September 1982)

WORLDWIDE U.S. ACTIVE DUTY MILITARY CASUALTIES
 BY CASUALTY GROUP AND MILITARY SERVICE
 ALL RECORDS FROM 1 OCT 1981 TO 30 SEP 1982

CASUALTY GROUP	USA	USN	USAF	USMC	TOTAL
CASUALTIES - CAPTURED/INTERNEED OR MISSING					

HOSTILE - CURRENT CAPTURED/INTERNEED	0	0	0	0	0
- CURRENT MISSING	0	0	0	0	0
- RMC FROM CAPTURED	0	0	0	0	0
- RMC FROM MISSING	0	0	0	0	0
NONHOSTILE - CURRENT MISSING	0	0	0	0	0
- RMC FROM MISSING	0	0	0	0	0
CASUALTIES - DEATHS					

HOSTILE - KILLED	0	0	0	0	0
- DIED OF WOUNDS	0	0	0	0	0
- DIED WHILE MISSING	0	0	0	0	0
- DIED WHILE CAPTURED	0	0	0	0	0
TOTAL HOSTILE DEATHS	0	0	0	0	0
NONHOSTILE - DIED OTHER	758	469	428	222	1875
- DIED ILLNESS	199	90	115	29	433
- DIED WHILE MISSING	1	1	0	0	2
TOTAL NONHOSTILE DEATHS	958	560	543	251	2310
TOTAL DEATHS	958	560	543	251	2310

Prepared by: Washington Headquarters Services
 Directorate for Information
 Operations and Reports

WORLDWIDE U.S. ACTIVE DUTY MILITARY DEATHS
BY CAUSE OF CASUALTY AND MILITARY SERVICE
ALL DEATHS FROM 1 OCT 1981 TO 30 SEP 1982

CAUSE OF CASUALTY	USA	USN	USAF	USMC	TOTAL
ACCIDENT					
GUNSHOT OR SMALL ARMS FIRE	13	7	4	5	29
BOMB EXPLOSION	1	0	0	0	1
OTHER EXPLOSIVE DEVICE (GRENADE/MINE/BOOBY TRAP)	1	0	0	2	3
PARACHUTE ACCIDENT OR FAILURE	10	0	0	0	10
FELL OR LOST OVERBOARD (FROM A SHIP)	0	5	0	1	6
AIRCRAFT LOSS OR CRASH AT SEA	0	23	3	5	31
AIRCRAFT LOSS OR CRASH NOT AT SEA	47	31	110	11	199
VEHICLE LOSS OR ACCIDENT (EXCEPT AIRCRAFT)	408	227	180	121	937
FALL OR JUMP	16	16	7	4	43
DROWNING	35	31	22	9	97
SUFFOCATION	8	7	2	3	20
ELECTROCUTION	7	1	1	0	9
ALCOHOL ABUSE OR OVERDOSE	2	3	3	1	9
DRUG ABUSE OR OVERDOSE	5	2	4	0	11
POISONING (EXCEPT CARBON MONOXIDE)	9	2	1	1	13
OTHER	26	31	13	12	82
SUBTOTAL	589	386	350	175	1500
ILLNESS OR DISEASE					
HEART ATTACK OR HEART-ASSOCIATED CONDITION	115	47	83	17	262
STROKE OR CEREBROVASCULAR ACCIDENT	2	3	2	0	7
RESPIRATORY FAILURE	5	4	5	4	18
CANCER	9	10	3	2	24

Prepared by: Washington Headquarters Services
 Directorate for Information
 Operations and Reports

WORLDWIDE U.S. ACTIVE DUTY MILITARY DEATHS
 BY CAUSE OF CASUALTY AND MILITARY SERVICE
 ALL DEATHS FROM 1 OCT 1981 TO 30 SEP 1982

CAUSE OF CASUALTY	USA	USN	USAF	USMC	TOTAL
PNEUMONIA	3	2	0	0	5
ALCOHOL ABUSE OR OVERDOSE	2	1	2	0	5
OTHER	63	23	20	6	112
SUBTOTAL	199	90	115	29	433
HOMICIDE - CIVIL					
GUNSHOT OR SMALL ARMS FIRE	38	12	7	7	64
STABBING	14	5	5	7	31
STRANGULATION	3	3	0	0	6
BEATING	0	2	2	2	6
OTHER	3	0	2	0	5
SUBTOTAL	58	22	16	16	112
SUICIDE					
GUNSHOT OR SMALL ARMS FIRE	59	25	36	21	141
FALL OR JUMP	3	3	2	0	8
DRUG ABUSE OR OVERDOSE	6	2	5	0	13
POISONING (EXCEPT CARBON MONOXIDE)	0	1	0	0	1
POISONING - CARBON MONOXIDE	8	3	4	3	18
STRANGULATION	17	12	8	4	41
HANGING	0	1	0	0	1
OTHER	4	6	5	0	15
SUBTOTAL	97	53	60	28	238

Prepared by: Washington Headquarters Services
 Directorate for Information
 Operations and Reports

WORLDWIDE U.S. ACTIVE DUTY MILITARY DEATHS
 BY CAUSE OF CASUALTY AND MILITARY SERVICE
 ALL DEATHS FROM 1 OCT 1981 TO 30 SEP 1982

CAUSE OF CASUALTY	USA	USN	USAF	USMC	TOTAL
OTHER					
OTHER	0	1	0	0	1
CAUSE NOT REPORTED	13	8	2	3	26
SUBTOTAL	13	9	2	3	27
TOTAL DEATHS	956	560	543	251	2310

Prepared by: Washington Headquarters Services
 Directorate for Information
 Operations and Reports

Fiscal Year 1983
(1 October 1982 through 30 September 1983)

WORLDWIDE U.S. ACTIVE DUTY MILITARY CASUALTIES
 BY CASUALTY GROUP AND MILITARY SERVICE
 ALL RECORDS FROM 1 OCT 1982 TO 30 SEP 1983

CASUALTY GROUP	USA	USN	USAF	USMC	TOTAL
CASUALTIES - CAPTURED/INTERNEED OR MISSING					

HOSTILE - CURRENT CAPTURED/INTERNEED	0	0	0	0	0
- CURRENT MISSING	0	0	0	0	0
- RMC FROM CAPTURED	0	0	0	0	0
- RMC FROM MISSING	0	0	0	0	0
NONHOSTILE - CURRENT MISSING	0	1	0	0	1
- RMC FROM MISSING	0	0	0	0	0
CASUALTIES - DEATHS					

HOSTILE - KILLED	0	1	0	4	5
- DIED OF WOUNDS	0	0	0	1	1
- DIED WHILE MISSING	0	0	0	0	0
- DIED WHILE CAPTURED	0	0	0	0	0
TOTAL HOSTILE DEATHS	0	1	0	5	6
NONHOSTILE - DIED OTHER	659	509	383	230	1781
- DIED ILLNESS	173	101	109	27	410
- DIED WHILE MISSING	0	6	0	1	7
TOTAL NONHOSTILE DEATHS	832	616	492	258	2198
TOTAL DEATHS	832	617	492	263	2204

Prepared by: Washington Headquarters Services
 Directorate for Information
 Operations and Reports

WORLDWIDE U.S. ACTIVE DUTY MILITARY DEATHS
 BY CAUSE OF CASUALTY AND MILITARY SERVICE
 ALL DEATHS FROM 1 OCT 1982 TO 30 SEP 1983

CAUSE OF CASUALTY	USA	USN	USAF	USMC	TOTAL
HOSTILE ACTION					
GUNSHOT OR SMALL ARMS FIRE	0	1	0	0	1
ARTILLERY OR ROCKET MORTAR FIRE	0	0	0	4	4
BOMB EXPLOSION	0	0	0	1	1
SUBTOTAL	0	1	0	5	6
ACCIDENT					
GUNSHOT OR SMALL ARMS FIRE	12	2	8	3	23
BOMB EXPLOSION	9	0	0	0	9
OTHER EXPLOSIVE DEVICE (GRENADE/MINE/BOOBY TRAP)	1	0	1	1	3
PARACHUTE ACCIDENT OR FAILURE	3	0	2	0	5
FELL OR LOST OVERBOARD (FROM A SHIP)	0	8	0	1	9
AIRCRAFT LOSS OR CRASH AT SEA	0	18	13	6	37
AIRCRAFT LOSS OR CRASH NOT AT SEA	23	49	57	14	143
VEHICLE LOSS OR ACCIDENT (EXCEPT AIRCRAFT)	362	255	164	120	901
FIRE OR BURNS	0	5	7	0	12
FALL OR JUMP	20	14	13	3	50
DROWNING	48	21	30	14	113
SUFFOCATION	6	1	2	2	11
ELECTROCUTION	1	3	5	2	11
STABBING	1	0	0	0	1
WEAPONS EFFECTS, OTHER THAN ABOVE	0	1	0	0	1
ALCOHOL ABUSE OR OVERDOSE	3	5	0	1	9
DRUG ABUSE OR OVERDOSE	6	3	1	0	10

Prepared by: Washington Headquarters Services
 Directorate for Information
 Operations and Reports

WORLDWIDE U.S. ACTIVE DUTY MILITARY DEATHS
 BY CAUSE OF CASUALTY AND MILITARY SERVICE
 ALL DEATHS FROM 1 OCT 1982 TO 30 SEP 1983

CAUSE OF CASUALTY	USA	USN	USAF	USMC	TOTAL
POISONING (EXCEPT CARBON MONOXIDE)	0	3	0	2	5
POISONING - CARBON MONOXIDE	5	1	1	2	9
STRANGULATION	1	0	0	0	1
HANGING	0	3	0	0	3
MISSING - ACCIDENT	0	1	0	0	1
OTHER	14	9	7	6	36
CAUSE NOT REPORTED	0	1	0	0	1
SUBTOTAL	515	403	309	177	1404
ILLNESS OR DISEASE					
SUFFOCATION	0	0	0	2	2
HEART ATTACK OR HEART-ASSOCIATED CONDITION	102	69	85	14	270
STROKE OR CEREBROVASCULAR ACCIDENT	2	3	3	1	9
RESPIRATORY FAILURE	4	7	7	0	18
CANCER	9	10	5	3	27
PNEUMONIA	4	0	1	1	6
HEPATITIS	2	1	0	2	5
ALCOHOL ABUSE OR OVERDOSE	1	0	3	0	4
OTHER	48	11	4	4	67
CAUSE NOT REPORTED	1	0	1	0	2
SUBTOTAL	173	101	109	27	410
HOMICIDE - CIVIL					
GUNSHOT OR SMALL ARMS FIRE	30	24	4	7	65

Prepared by: Washington Headquarters Services
 Directorate for Information
 Operations and Reports

WORLDWIDE U.S. ACTIVE DUTY MILITARY DEATHS
 BY CAUSE OF CASUALTY AND MILITARY SERVICE
 ALL DEATHS FROM 1 OCT 1982 TO 30 SEP 1983

CAUSE OF CASUALTY	USA	USN	USAF	USMC	TOTAL
SUFFOCATION	1	0	0	0	1
STABBING	13	5	2	3	23
DRUG ABUSE OR OVERDOSE	0	1	0	0	1
STRANGULATION	5	1	0	0	6
BEATING	5	3	1	3	12
OTHER	2	0	0	1	3
CAUSE NOT REPORTED	1	0	0	0	1
SUBTOTAL	57	34	7	14	112
SUICIDE					
GUNSHOT OR SMALL ARMS FIRE	47	36	42	23	148
FALL OR JUMP	0	3	0	2	5
DROWNING	0	0	0	1	1
SUFFOCATION	0	0	2	0	2
ALCOHOL ABUSE OR OVERDOSE	1	0	1	0	2
DRUG ABUSE OR OVERDOSE	6	2	3	0	11
POISONING (EXCEPT CARBON MONOXIDE)	0	1	0	0	1
POISONING - CARBON MONOXIDE	7	8	4	0	19
STRANGULATION	3	3	2	0	8
HANGING	11	10	7	4	32
OTHER	4	0	0	0	4
CAUSE NOT REPORTED	0	1	0	0	1
SUBTOTAL	79	64	61	30	234

Prepared by: Washington Headquarters Services
 Directorate for Information
 Operations and Reports

WORLDWIDE U.S. ACTIVE DUTY MILITARY DEATHS
 BY CAUSE OF CASUALTY AND MILITARY SERVICE
 ALL DEATHS FROM 1 OCT 1982 TO 30 SEP 1983

CAUSE OF CASUALTY	USA	USN	USAF	USMC	TOTAL
OTHER					
GUNSHOT OR SMALL ARMS FIRE	0	4	0	0	4
DRUG ABUSE OR OVERDOSE	1	0	0	0	1
OTHER	2	0	3	0	5
CAUSE NOT REPORTED	5	10	3	10	28
SUBTOTAL	8	14	6	10	38
TOTAL DEATHS	832	617	492	283	2204

Prepared by: Washington Headquarters Services
 Directorate for Information
 Operations and Reports

Fiscal Year 1984
(1 October 1983 through 30 September 1984)

WORLDWIDE U.S. ACTIVE DUTY MILITARY CASUALTIES
 BY CASUALTY GROUP AND MILITARY SERVICE
 ALL RECORDS FROM 1 OCT 1983 TO 30 SEP 1984

CASUALTY GROUP	USA	USN	USAF	USMC	TOTAL
CASUALTIES - CAPTURED/INTERNEED OR MISSING					
HOSTILE - CURRENT CAPTURED/INTERNEED	0	0	0	0	0
- CURRENT MISSING	0	0	0	0	0
- RMC FROM CAPTURED	0	1	0	0	1
- RMC FROM MISSING	0	0	0	0	0
NONHOSTILE - CURRENT MISSING	0	1	0	0	1
- RMC FROM MISSING	0	0	0	0	0
CASUALTIES - DEATHS					
HOSTILE - KILLED	16	25	0	230	271
- DIED OF WOUNDS	1	0	0	2	3
- DIED WHILE MISSING	0	0	0	0	0
- DIED WHILE CAPTURED	0	0	0	0	0
TOTAL HOSTILE DEATHS	17	25	0	232	274
NONHOSTILE - DIED OTHER	627	452	377	207	1663
- DIED ILLNESS	162	106	89	19	376
- DIED WHILE MISSING	0	0	0	0	0
TOTAL NONHOSTILE DEATHS	789	558	466	226	2039
TOTAL DEATHS	806	583	466	458	2313

Prepared by: Washington Headquarters Services
 Directorate for Information
 Operations and Reports

WORLDWIDE U.S. ACTIVE DUTY MILITARY DEATHS
 BY CAUSE OF CASUALTY AND MILITARY SERVICE
 ALL DEATHS FROM 1 OCT 1983 TO 30 SEP 1984

CAUSE OF CASUALTY	USA	USN	USAF	USMC	TOTAL
HOSTILE ACTION					
GUNSHOT OR SMALL ARMS FIRE	6	1	0	4	11
ARTILLERY OR ROCKET MORTAR FIRE	1	0	0	9	10
BOMB EXPLOSION	5	18	0	216	240
PARACHUTE ACCIDENT OR FAILURE	0	4	0	0	4
AIRCRAFT LOSS OR CRASH NOT AT SEA	1	1	0	3	5
OTHER	4	0	0	0	4
SUBTOTAL	17	25	0	232	274
ACCIDENT					
GUNSHOT OR SMALL ARMS FIRE	17	5	3	6	31
BOMB EXPLOSION	3	0	0	0	3
PARACHUTE ACCIDENT OR FAILURE	4	2	1	0	7
FELL OR LOST OVERBOARD (FROM A SHIP)	0	5	0	0	5
AIRCRAFT LOSS OR CRASH AT SEA	1	18	12	11	42
AIRCRAFT LOSS OR CRASH NOT AT SEA	31	21	69	33	154
VEHICLE LOSS OR ACCIDENT (EXCEPT AIRCRAFT)	360	244	174	95	873
FIRE OR BURNS	0	6	0	1	7
FALL OR JUMP	18	14	6	8	46
DROWNING	34	20	20	9	83
SUFFOCATION	4	3	3	3	13
ELECTROCUTION	4	4	0	1	9
STABBING	2	1	0	0	3
ALCOHOL ABUSE OR OVERDOSE	3	2	0	0	5

Prepared by: Washington Headquarters Services
 Directorate for Information
 Operations and Reports

WORLDWIDE U.S. ACTIVE DUTY MILITARY DEATHS
 BY CAUSE OF CASUALTY AND MILITARY SERVICE
 ALL DEATHS FROM 1 OCT 1983 TO 30 SEP 1984

CAUSE OF CASUALTY	USA	USN	USAF	USMC	TOTAL
DRUG ABUSE OR OVERDOSE	5	2	1	0	8
POISONING (EXCEPT CARBON MONOXIDE)	1	0	0	0	1
POISONING - CARBON MONOXIDE	8	4	2	1	15
STRANGULATION	1	1	0	0	2
BEATING	1	0	0	0	1
HANGING	1	2	0	0	3
OTHER	6	8	9	1	24
CAUSE NOT REPORTED	0	0	1	0	1
SUBTOTAL	504	362	301	169	1336
ILLNESS OR DISEASE					
HEART ATTACK OR HEART-ASSOCIATED CONDITION	98	71	68	10	247
STROKE OR CEREBROVASCULAR ACCIDENT	2	9	1	2	14
RESPIRATORY FAILURE	7	7	5	2	21
CANCER	7	5	5	3	20
PNEUMONIA	3	3	1	0	7
HEPATITIS	1	0	0	0	1
ALCOHOL ABUSE OR OVERDOSE	1	0	0	0	1
OTHER	42	10	9	2	63
CAUSE NOT REPORTED	1	1	0	0	2
SUBTOTAL	162	106	89	19	376
HOMICIDE - CIVIL					
GUNSHOT OR SMALL ARMS FIRE	24	11	9	8	52

Prepared by: Washington Headquarters Services
 Directorate for Information
 Operations and Reports

WORLDWIDE U.S. ACTIVE DUTY MILITARY DEATHS
 BY CAUSE OF CASUALTY AND MILITARY SERVICE
 ALL DEATHS FROM 1 OCT 1983 TO 30 SEP 1984

CAUSE OF CASUALTY	USA	USN	USAF	USMC	TOTAL
FIRE OR BURNS	1	0	0	0	1
SUFFOCATION	1	0	0	0	1
STABBING	8	7	7	1	23
POISONING (EXCEPT CARBON MONOXIDE)	1	0	0	0	1
POISONING - CARBON MONOXIDE	1	0	0	0	1
STRANGULATION	2	0	1	0	3
BEATING	2	3	1	0	6
OTHER	0	2	1	0	3
CAUSE NOT REPORTED	2	0	0	0	2
SUBTOTAL	42	23	19	9	93
SUICIDE					
GUNSHOT OR SMALL ARMS FIRE	47	19	37	17	120
FELL OR LOST OVERBOARD (FROM A SHIP)	0	1	0	0	1
FALL OR JUMP	3	1	1	1	6
SUFFOCATION	0	1	0	0	1
ELECTROCUTION	0	1	0	0	1
DRUG ABUSE OR OVERDOSE	4	6	0	0	10
POISONING (EXCEPT CARBON MONOXIDE)	1	0	1	1	3
POISONING - CARBON MONOXIDE	8	9	5	0	22
STRANGULATION	0	0	1	0	1
HANGING	15	21	6	5	47
OTHER	1	0	2	0	3
SUBTOTAL	79	59	53	24	215

Prepared by: Washington Headquarters Services
 Directorate for Information
 Operations and Reports

WORLDWIDE U.S. ACTIVE DUTY MILITARY DEATHS
 BY CAUSE OF CASUALTY AND MILITARY SERVICE
 ALL DEATHS FROM 1 OCT 1983 TO 30 SEP 1984

CAUSE OF CASUALTY	USA	USN	USAF	USMC	TOTAL
OTHER					
GUNSHOT OR SMALL ARMS FIRE	0	0	0	1	1
SUFFOCATION	0	1	0	0	1
RESPIRATORY FAILURE	0	0	0	1	1
ALCOHOL ABUSE OR OVERDOSE	0	1	0	0	1
DRUG ABUSE OR OVERDOSE	0	2	0	0	2
POISONING (EXCEPT CARBON MONOXIDE)	0	1	0	0	1
BEATING	0	0	0	1	1
OTHER	0	0	0	1	1
CAUSE NOT REPORTED	2	3	4	1	10
SUBTOTAL	2	8	4	5	19
TOTAL DEATHS	806	583	466	458	2313

Prepared by: Washington Headquarters Services
 Directorate for Information
 Operations and Reports

Fiscal Year 1985
(1 October 1984 through 30 September 1985)

WORLDWIDE U.S. ACTIVE DUTY MILITARY CASUALTIES
 BY CASUALTY GROUP AND MILITARY SERVICE
 ALL RECORDS FROM 1 OCT 1984 TO 30 SEP 1985

CASUALTY GROUP	USA	USN	USAF	USMC	TOTAL
CASUALTIES - CAPTURED/INTERNEED OR MISSING					
HOSTILE - CURRENT CAPTURED/INTERNEED	0	0	0	0	0
- CURRENT MISSING	0	0	0	0	0
- RMC FROM CAPTURED	0	5	0	0	5
- RMC FROM MISSING	0	0	0	0	0
NONHOSTILE - CURRENT MISSING	0	0	1	0	1
- RMC FROM MISSING	0	0	0	0	0
CASUALTIES - DEATHS					
HOSTILE - KILLED	0	0	0	4	4
- DIED OF WOUNDS	0	0	0	0	0
- DIED WHILE MISSING	0	0	0	0	0
- DIED WHILE CAPTURED	0	1	0	0	1
- DIED WHILE MISSING	0	1	0	4	5
TOTAL HOSTILE DEATHS					1608
NONHOSTILE - DIED OTHER	661	424	320	203	1608
- DIED ILLNESS	163	109	107	19	398
- DIED WHILE MISSING	1	4	0	1	6
TOTAL NONHOSTILE DEATHS	825	537	427	223	2012
TOTAL DEATHS	825	538	427	227	2017

Prepared by: Washington Headquarters Services
 Directorate for Information
 Operations and Reports

WORLDWIDE U.S. ACTIVE DUTY MILITARY DEATHS
 BY CAUSE OF CASUALTY AND MILITARY SERVICE
 ALL DEATHS FROM 1 OCT 1984 TO 30 SEP 1985

CAUSE OF CASUALTY	USA	USN	USAF	USMC	TOTAL
HOSTILE ACTION					
GUNSHOT OR SMALL ARMS FIRE	0	1	0	4	5
SUBTOTAL	0	1	0	4	5
ACCIDENT					
GUNSHOT OR SMALL ARMS FIRE	15	3	1	6	25
ARTILLERY OR ROCKET MORTAR FIRE	2	0	0	0	2
BOMB EXPLOSION	0	2	1	0	3
PARACHUTE ACCIDENT OR FAILURE	2	0	0	0	2
FELL OR LOST OVERBOARD (FROM A SHIP)	0	2	0	0	2
AIRCRAFT LOSS OR CRASH AT SEA	1	19	17	20	57
AIRCRAFT LOSS OR CRASH NOT AT SEA	33	20	44	22	119
VEHICLE LOSS OR ACCIDENT (EXCEPT AIRCRAFT)	335	234	126	92	787
FIRE OR BURNS	5	3	1	0	9
FALL OR JUMP	16	7	9	2	34
DROWNING	47	16	20	10	93
SUFFOCATION	3	0	1	1	5
ELECTROCUTION	7	1	2	2	12
ALCOHOL ABUSE OR OVERDOSE	1	2	0	0	3
DRUG ABUSE OR OVERDOSE	3	2	0	0	5
POISONING (EXCEPT CARBON MONOXIDE)	0	0	1	1	2
POISONING - CARBON MONOXIDE	5	3	3	2	13
STRANGULATION	2	0	0	1	3
HANGING	0	4	0	0	4

Prepared by: Washington Headquarters Services
 Directorate for Information
 Operations and Reports

WORLDWIDE U.S. ACTIVE DUTY MILITARY DEATHS
 BY CAUSE OF CASUALTY AND MILITARY SERVICE
 ALL DEATHS FROM 1 OCT 1984 TO 30 SEP 1985

CAUSE OF CASUALTY	USA	USN	USAF	USMC	TOTAL
OTHER	6	10	17	4	37
SUBTOTAL	483	328	243	163	1217
ILLNESS OR DISEASE					
SUFFOCATION	0	2	0	0	2
HEART ATTACK OR HEART-ASSOCIATED CONDITION	102	66	79	11	258
STROKE OR CEREBROVASCULAR ACCIDENT	3	8	0	1	12
RESPIRATORY FAILURE	6	8	5	2	21
CANCER	7	10	3	0	20
PNEUMONIA	0	1	1	0	2
MALARIA	0	1	0	0	1
HEPATITIS	0	1	0	1	2
ALCOHOL ABUSE OR OVERDOSE	2	0	0	0	2
OTHER	43	12	19	4	78
CAUSE NOT REPORTED	0	1	0	0	1
SUBTOTAL	163	110	107	19	399
HOMICIDE - CIVIL					
GUNSHOT OR SMALL ARMS FIRE	36	13	5	6	60
STABBING	10	7	3	4	24
STRANGULATION	2	2	0	0	4
BEATING	4	2	1	0	7
SUBTOTAL	52	24	9	10	95

Prepared by: Washington Headquarters Services
 Directorate for Information
 Operations and Reports

WORLDWIDE U.S. ACTIVE DUTY MILITARY DEATHS
 BY CAUSE OF CASUALTY AND MILITARY SERVICE
 ALL DEATHS FROM 1 OCT 1984 TO 30 SEP 1985

CAUSE OF CASUALTY	USA	USN	USAF	USMC	TOTAL
SUICIDE					
GUNSHOT OR SMALL ARMS FIRE	79	25	36	19	159
VEHICLE LOSS OR ACCIDENT (EXCEPT AIRCRAFT)	2	0	0	1	3
FALL OR JUMP	5	6	2	0	13
DROWNING	1	0	0	0	1
SUFFOCATION	1	2	0	1	4
STABBING	1	1	0	0	2
DRUG ABUSE OR OVERDOSE	4	0	1	0	5
POISONING (EXCEPT CARBON MONOXIDE)	1	0	0	0	1
POISONING - CARBON MONOXIDE	8	5	14	0	27
STRANGULATION	0	0	1	1	2
HANGING	22	14	9	4	49
OTHER	0	0	4	0	4
SUBTOTAL	124	53	67	26	270
OTHER					
GUNSHOT OR SMALL ARMS FIRE	0	3	0	0	3
VEHICLE LOSS OR ACCIDENT (EXCEPT AIRCRAFT)	0	1	0	0	1
FALL OR JUMP	0	2	0	0	2
DROWNING	0	2	0	0	2
DRUG ABUSE OR OVERDOSE	0	1	0	0	1
POISONING - CARBON MONOXIDE	0	1	0	0	1
HANGING	0	1	0	0	1
OTHER	2	1	0	0	3

Prepared by: Washington Headquarters Services
 Directorate for Information
 Operations and Reports

WORLDWIDE U.S. ACTIVE DUTY MILITARY DEATHS
 BY CAUSE OF CASUALTY AND MILITARY SERVICE
 ALL DEATHS FROM 1 OCT 1984 TO 30 SEP 1985

CAUSE OF CASUALTY	USA	USN	USAF	USMC	TOTAL
CAUSE NOT REPORTED	1	10	1	5	17
SUBTOTAL	3	22	1	5	31
TOTAL DEATHS	825	538	427	227	2017

Prepared by: Washington Headquarters Services
 Directorate for Information
 Operations and Reports

Fiscal Year 1986
(1 October 1985 through 30 September 1986)

WORLDWIDE U.S. ACTIVE DUTY MILITARY CASUALTIES
 BY CASUALTY GROUP AND MILITARY SERVICE
 ALL RECORDS FROM 1 OCT 1985 TO 30 SEP 1986

CASUALTY GROUP	USA	USN	USAF	USMC	TOTAL
CASUALTIES - CAPTURED/INTERMED OR MISSING					

HOSTILE - CURRENT CAPTURED/INTERMED	0	0	0	0	0
- CURRENT MISSING	0	0	0	0	0
- RMC FROM CAPTURED	0	0	0	0	0
- RMC FROM MISSING	0	0	0	0	0
NONHOSTILE - CURRENT MISSING	2	0	0	0	2
- RMC FROM MISSING	0	0	0	0	0
CASUALTIES - DEATHS					

HOSTILE - KILLED	0	0	2	0	2
- DIED OF WOUNDS	0	0	0	0	0
- DIED WHILE MISSING	0	0	0	0	0
- DIED WHILE CAPTURED	0	0	0	0	0
TOTAL HOSTILE DEATHS	0	0	2	0	2
NONHOSTILE - DIED OTHER	885	450	342	201	1878
- DIED ILLNESS	150	93	84	31	358
- DIED WHILE MISSING	1	1	0	0	2
TOTAL NONHOSTILE DEATHS	1036	544	426	232	2238
TOTAL DEATHS	1036	544	428	232	2240

Prepared by: Washington Headquarters Services
 Directorate for Information
 Operations and Reports

WORLDWIDE U.S. ACTIVE DUTY MILITARY DEATHS
 BY CAUSE OF CASUALTY AND MILITARY SERVICE
 ALL DEATHS FROM 1 OCT 1985 TO 30 SEP 1986

CAUSE OF CASUALTY	USA	USN	USAF	USMC	TOTAL
HOSTILE ACTION					
AIRCRAFT LOSS OR CRASH AT SEA	0	0	2	0	2
SUBTOTAL	0	0	2	0	2
ACCIDENT					
GUNSHOT OR SMALL ARMS FIRE	25	8	4	6	43
ARTILLERY OR ROCKET MORTAR FIRE	1	0	0	0	1
BOMB EXPLOSION	1	0	0	0	1
OTHER EXPLOSIVE DEVICE (GRENADE/MINE/BOOBY TRAP)	0	0	0	1	1
PARACHUTE ACCIDENT OR FAILURE	0	1	1	0	2
FELL OR LOST OVERBOARD (FROM A SHIP)	0	4	0	0	4
AIRCRAFT LOSS OR CRASH AT SEA	0	7	6	28	41
AIRCRAFT LOSS OR CRASH NOT AT SEA	274	30	58	12	374
VEHICLE LOSS OR ACCIDENT (EXCEPT AIRCRAFT)	340	235	144	86	805
FIRE OR BURNS	4	1	0	0	5
FALL OR JUMP	14	10	1	5	30
DROWNING	30	22	20	11	83
SUFFOCATION	1	1	2	0	4
ELECTROCUTION	5	2	0	1	8
MISADVENTURE	0	0	0	1	1
ALCOHOL ABUSE OR OVERDOSE	1	2	0	0	3
DRUG ABUSE OR OVERDOSE	6	2	2	0	10
POISONING (EXCEPT CARBON MONOXIDE)	0	2	0	0	2
POISONING - CARBON MONOXIDE	3	1	0	0	4

Prepared by: Washington Headquarters Services
 Directorate for Information
 Operations and Reports

WORLDWIDE U.S. ACTIVE DUTY MILITARY DEATHS
 BY CAUSE OF CASUALTY AND MILITARY SERVICE
 ALL DEATHS FROM 1 OCT 1985 TO 30 SEP 1986

CAUSE OF CASUALTY	USA	USN	USAF	USMC	TOTAL
STRANGULATION	3	0	0	0	3
HANGING	1	4	0	0	5
OTHER	12	6	15	3	36
SUBTOTAL	721	338	253	154	1466
ILLNESS OR DISEASE					
SUFFOCATION	0	1	0	0	1
HEART ATTACK OR HEART-ASSOCIATED CONDITION	114	66	69	17	266
STROKE OR CEREBROVASCULAR ACCIDENT	1	8	2	0	11
RESPIRATORY FAILURE	5	2	0	2	9
CANCER	9	4	0	8	21
PNEUMONIA	4	1	2	1	8
HEPATITIS	0	0	0	1	1
DRUG ABUSE OR OVERDOSE	1	0	0	0	1
OTHER	16	11	11	2	40
SUBTOTAL	150	93	84	31	358
HOMICIDE - CIVIL					
GUNSHOT OR SMALL ARMS FIRE	23	16	15	6	60
DROWNING	0	0	0	1	1
STABBING	15	6	6	3	30
DRUG ABUSE OR OVERDOSE	0	0	0	1	1
STRANGULATION	3	1	2	0	6
BEATING	5	3	3	2	13

Prepared by: Washington Headquarters Services
 Directorate for Information
 Operations and Reports

WORLDWIDE U.S. ACTIVE DUTY MILITARY DEATHS
 BY CAUSE OF CASUALTY AND MILITARY SERVICE
 ALL DEATHS FROM 1 OCT 1985 TO 30 SEP 1986

CAUSE OF CASUALTY	USA	USN	USAF	USMC	TOTAL
OTHER	2	0	0	0	2
CAUSE NOT REPORTED	0	1	0	0	1
SUBTOTAL	48	27	26	13	114
SUICIDE					
GUNSHOT OR SMALL ARMS FIRE	65	31	31	17	144
VEHICLE LOSS OR ACCIDENT (EXCEPT AIRCRAFT)	1	0	0	0	1
FIRE OR BURNS	1	0	0	0	1
FALL OR JUMP	1	1	0	2	4
DROWNING	0	2	0	0	2
SUFFOCATION	3	2	0	0	5
STABBING	1	2	0	1	4
ALCOHOL ABUSE OR OVERDOSE	0	1	0	0	1
DRUG ABUSE OR OVERDOSE	4	1	2	0	7
POISONING (EXCEPT CARBON MONOXIDE)	1	0	0	0	1
POISONING - CARBON MONOXIDE	9	9	17	3	38
STRANGULATION	3	0	0	1	4
HANGING	21	14	8	3	46
OTHER	1	0	0	0	1
SUBTOTAL	111	63	58	27	259
OTHER					
GUNSHOT OR SMALL ARMS FIRE	0	4	0	0	4
BOMB EXPLOSION	1	0	0	0	1

Prepared by: Washington Headquarters Services
 Directorate for Information
 Operations and Reports

WORLDWIDE U.S. ACTIVE DUTY MILITARY DEATHS
 BY CAUSE OF CASUALTY AND MILITARY SERVICE
 ALL DEATHS FROM 1 OCT 1985 TO 30 SEP 1986

CAUSE OF CASUALTY	USA	USN	USAF	USMC	TOTAL
FALL OR JUMP	1	2	1	0	4
DROWNING	0	1	0	0	1
HEART ATTACK OR HEART-ASSOCIATED CONDITION	1	0	0	0	1
ALCOHOL ABUSE OR OVERDOSE	0	2	0	0	2
DRUG ABUSE OR OVERDOSE	0	0	1	0	1
POISONING (EXCEPT CARBON MONOXIDE)	0	1	0	0	1
POISONING - CARBON MONOXIDE	0	5	0	0	5
HANGING	0	1	0	0	1
OTHER	0	2	1	2	5
CAUSE NOT REPORTED	3	5	2	5	15
SUBTOTAL	6	23	5	7	41
TOTAL DEATHS	1036	544	428	232	2240

Prepared by: Washington Headquarters Services
 Directorate for Information
 Operations and Reports

Fiscal Year 1987
(1 October 1986 through 30 September 1987)

WORLDWIDE U.S. ACTIVE DUTY MILITARY CASUALTIES
 BY CASUALTY GROUP AND MILITARY SERVICE
 ALL RECORDS FROM 1 OCT 1986 TO 30 SEP 1987

CASUALTY GROUP	USA	USN	USAF	USMC	TOTAL
CASUALTIES - CAPTURED/INTERMED OR MISSING					

HOSTILE - CURRENT CAPTURED/INTERMED	0	0	0	0	0
- CURRENT MISSING	0	0	0	0	0
- RMC FROM CAPTURED	0	0	0	0	0
- RMC FROM MISSING	0	0	0	0	0
NONHOSTILE - CURRENT MISSING	0	1	1	0	2
- RMC FROM MISSING	0	0	0	0	0
CASUALTIES - DEATHS					

HOSTILE - KILLED	0	37	0	0	37
- DIED OF WOUNDS	0	0	0	0	0
- DIED WHILE MISSING	0	0	0	0	0
- DIED WHILE CAPTURED	0	0	0	0	0
TOTAL HOSTILE DEATHS	0	37	0	0	37
NONHOSTILE - DIED OTHER	602	449	333	174	1558
- DIED ILLNESS	161	114	93	26	394
- DIED WHILE MISSING	0	1	0	0	1
TOTAL NONHOSTILE DEATHS	763	564	426	200	1953
TOTAL DEATHS	763	601	426	200	1990

Prepared by: Washington Headquarters Services
 Directorate for Information
 Operations and Reports

WORLDWIDE U.S. ACTIVE DUTY MILITARY DEATHS
 BY CAUSE OF CASUALTY AND MILITARY SERVICE
 ALL DEATHS FROM 1 OCT 1986 TO 30 SEP 1987

CAUSE OF CASUALTY	USA	USN	USAF	USMC	TOTAL
HOSTILE ACTION					
WEAPONS EFFECTS, OTHER THAN ABOVE	0	37	0	0	37
SUBTOTAL	0	37	0	0	37
ACCIDENT					
GUNSHOT OR SMALL ARMS FIRE	10	1	1	2	14
ARTILLERY OR ROCKET MORTAR FIRE	2	0	0	0	2
BOMB EXPLOSION	7	0	0	0	7
PARACHUTE ACCIDENT OR FAILURE	3	0	0	0	3
FELL OR LOST OVERBOARD (FROM A SHIP)	0	2	0	0	2
AIRCRAFT LOSS OR CRASH AT SEA	2	22	3	5	32
AIRCRAFT LOSS OR CRASH NOT AT SEA	45	20	61	15	141
VEHICLE LOSS OR ACCIDENT (EXCEPT AIRCRAFT)	325	229	144	91	789
FIRE OR BURNS	1	3	0	1	5
FALL OR JUMP	21	3	1	3	28
DROWNING	29	29	16	9	83
SUFFOCATION	3	2	0	0	5
ELECTROCUTION	4	0	2	0	6
ALCOHOL ABUSE OR OVERDOSE	3	1	0	0	4
DRUG ABUSE OR OVERDOSE	2	0	0	0	2
POISONING (EXCEPT CARBON MONOXIDE)	1	2	0	0	3
POISONING - CARBON MONOXIDE	0	2	0	0	2
STRANGULATION	1	1	0	0	2
BEATING	0	1	0	0	1

Prepared by: Washington Headquarters Services
 Directorate for Information
 Operations and Reports

WORLDWIDE U.S. ACTIVE DUTY MILITARY DEATHS
 BY CAUSE OF CASUALTY AND MILITARY SERVICE
 ALL DEATHS FROM 1 OCT 1986 TO 30 SEP 1987

CAUSE OF CASUALTY	USA	USN	USAF	USMC	TOTAL
HANGING	0	2	0	0	2
OTHER	7	5	1	6	19
CAUSE NOT REPORTED	1	0	0	0	1
SUBTOTAL	467	325	229	132	1153
ILLNESS OR DISEASE					
HEART ATTACK OR HEART-ASSOCIATED CONDITION	106	65	62	16	249
STROKE OR CEREBROVASCULAR ACCIDENT	6	17	2	1	26
RESPIRATORY FAILURE	7	2	5	0	14
CANCER	14	13	4	2	33
PNEUMONIA	5	2	2	0	9
HEPATITIS	3	2	0	0	5
ALCOHOL ABUSE OR OVERDOSE	2	0	1	0	3
OTHER	17	13	17	7	54
CAUSE NOT REPORTED	1	0	0	0	1
SUBTOTAL	161	114	93	26	394
HOMICIDE - CIVIL					
GUNSHOT OR SMALL ARMS FIRE	27	16	5	7	55
STABBING	16	4	2	6	28
STROKE OR CEREBROVASCULAR ACCIDENT	0	1	0	0	1
STRANGULATION	6	2	0	0	8
BEATING	3	1	1	0	5
OTHER	0	0	1	0	1

Prepared by: Washington Headquarters Services
 Directorate for Information
 Operations and Reports

WORLDWIDE U.S. ACTIVE DUTY MILITARY DEATHS
 BY CAUSE OF CASUALTY AND MILITARY SERVICE
 ALL DEATHS FROM 1 OCT 1986 TO 30 SEP 1987

CAUSE OF CASUALTY	USA	USN	USAF	USMC	TOTAL
SUBTOTAL	52	24	9	13	98
SUICIDE					
GUNSHOT OR SMALL ARMS FIRE	59	39	38	15	151
FIRE OR BURNS	0	1	0	0	1
FALL OR JUMP	0	2	2	0	4
DROWNING	0	1	1	0	2
STABBING	1	1	0	0	2
DRUG ABUSE OR OVERDOSE	2	1	3	0	6
POISONING (EXCEPT CARBON MONOXIDE)	0	2	0	0	2
POISONING - CARBON MONOXIDE	1	9	10	0	20
STRANGULATION	3	0	0	0	3
HANGING	15	13	21	4	53
OTHER	0	0	2	0	2
CAUSE NOT REPORTED	0	0	1	0	1
SUBTOTAL	81	69	78	19	247
OTHER					
GUNSHOT OR SMALL ARMS FIRE	0	10	1	2	13
FALL OR JUMP	0	0	5	1	6
DROWNING	0	2	0	0	2
SUFFOCATION	0	1	3	0	4
HEART ATTACK OR HEART-ASSOCIATED CONDITION	0	0	1	1	2
ALCOHOL ABUSE OR OVERDOSE	0	2	0	0	2

Prepared by: Washington Headquarters Services
 Directorate for Information
 Operations and Reports

WORLDWIDE U.S. ACTIVE DUTY MILITARY DEATHS
 BY CAUSE OF CASUALTY AND MILITARY SERVICE
 ALL DEATHS FROM 1 OCT 1986 TO 30 SEP 1987

CAUSE OF CASUALTY	USA	USN	USAF	USMC	TOTAL
DRUG ABUSE OR OVERDOSE	0	1	0	0	1
POISONING - CARBON MONOXIDE	1	2	0	0	3
HANGING	0	2	0	0	2
MISSING	0	1	0	0	1
OTHER	0	2	7	0	9
CAUSE NOT REPORTED	1	9	0	6	16
SUBTOTAL	2	32	17	10	61
TOTAL DEATHS	763	601	426	200	1990

Prepared by: Washington Headquarters Services
 Directorate for Information
 Operations and Reports

Fiscal Year 1988

(1 October 1987 through 30 September 1988)

WORLDWIDE U.S. ACTIVE DUTY MILITARY CASUALTIES
 BY CASUALTY GROUP AND MILITARY SERVICE
 ALL RECORDS FROM 1 OCT 1987 TO 30 SEP 1988

CASUALTY GROUP	USA	USN	USAF	USMC	TOTAL
CASUALTIES - CAPTURED/INTERNEED OR MISSING					

HOSTILE - CURRENT CAPTURED/INTERNEED	0	0	0	0	0
- CURRENT MISSING	0	0	0	0	0
- RMC FROM CAPTURED	0	0	0	0	0
- RMC FROM MISSING	0	0	0	0	0
NONHOSTILE - CURRENT MISSING	0	0	0	0	0
- RMC FROM MISSING	0	0	0	0	0
CASUALTIES - DEATHS					

HOSTILE - KILLED	0	2	0	0	2
- DIED OF WOUNDS	0	1	0	0	1
- DIED WHILE MISSING	0	0	0	0	0
- DIED WHILE CAPTURED	0	0	0	0	0
TOTAL HOSTILE DEATHS	0	3	0	0	3
NONHOSTILE - DIED OTHER	561	466	317	170	1514
- DIED ILLNESS	138	87	67	22	314
- DIED WHILE MISSING	0	1	0	0	1
TOTAL NONHOSTILE DEATHS	699	554	384	192	1829
TOTAL DEATHS	699	557	384	192	1832

Prepared by: Washington Headquarters Services
 Directorate for Information
 Operations and Reports

WORLDWIDE U.S. ACTIVE DUTY MILITARY DEATHS
 BY CAUSE OF CASUALTY AND MILITARY SERVICE
 ALL DEATHS FROM 1 OCT 1987 TO 30 SEP 1988

CAUSE OF CASUALTY	USA	USN	USAF	USMC	TOTAL
HOSTILE ACTION					
GUNSHOT OR SMALL ARMS FIRE	0	0	0	1	1
BOMB EXPLOSION	0	2	0	0	2
OTHER EXPLOSIVE DEVICE (GRENADE/MINE/BOOBY TRAP)	0	1	0	0	1
SUBTOTAL	0	3	0	1	4
ACCIDENT					
GUNSHOT OR SMALL ARMS FIRE	13	1	0	6	20
ARTILLERY OR ROCKET MORTAR FIRE	1	0	0	1	2
OTHER EXPLOSIVE DEVICE (GRENADE/MINE/BOOBY TRAP)	2	1	0	1	4
PARACHUTE ACCIDENT OR FAILURE	3	0	0	0	3
FELL OR LOST OVERBOARD (FROM A SHIP)	0	1	0	0	1
AIRCRAFT LOSS OR CRASH AT SEA	0	23	1	4	28
AIRCRAFT LOSS OR CRASH NOT AT SEA	44	15	42	13	114
VEHICLE LOSS OR ACCIDENT (EXCEPT AIRCRAFT)	300	250	134	94	778
FIRE OR BURNS	4	6	0	0	10
FALL OR JUMP	10	3	0	1	14
DROWNING	20	27	8	4	59
SUFFOCATION	0	1	0	1	2
ELECTROCUTION	6	0	0	1	7
ALCOHOL ABUSE OR OVERDOSE	1	2	0	0	3
DRUG ABUSE OR OVERDOSE	3	1	0	0	4
POISONING (EXCEPT CARBON MONOXIDE)	2	1	0	0	3
POISONING - CARBON MONOXIDE	1	4	0	0	5

Prepared by: Washington Headquarters Services
 Directorate for Information
 Operations and Reports

WORLDWIDE U.S. ACTIVE DUTY MILITARY DEATHS
 BY CAUSE OF CASUALTY AND MILITARY SERVICE
 ALL DEATHS FROM 1 OCT 1987 TO 30 SEP 1988

CAUSE OF CASUALTY	USA	USN	USAF	USMC	TOTAL
STRANGULATION	2	0	0	0	2
BEATING	0	0	0	1	1
OTHER	8	8	4	4	22
CAUSE NOT REPORTED	0	1	0	0	1
SUBTOTAL	418	345	189	131	1083
ILLNESS OR DISEASE					
HEART ATTACK OR HEART-ASSOCIATED CONDITION	91	57	49	17	214
STROKE OR CEREBROVASCULAR ACCIDENT	1	5	1	0	7
RESPIRATORY FAILURE	5	3	2	1	11
CANCER	11	7	5	1	24
PNEUMONIA	3	1	0	0	4
HEPATITIS	1	0	0	0	1
ALCOHOL ABUSE OR OVERDOSE	1	0	0	0	1
OTHER	25	14	10	3	52
SUBTOTAL	138	87	67	22	314
HOMICIDE - CIVIL					
GUNSHOT OR SMALL ARMS FIRE	26	15	13	8	62
STABBING	10	9	5	3	27
STRANGULATION	2	0	0	0	2
BEATING	1	2	1	0	4
SUBTOTAL	39	26	19	11	95

Prepared by: Washington Headquarters Services
 Directorate for Information
 Operations and Reports

WORLDWIDE U.S. ACTIVE DUTY MILITARY DEATHS
 BY CAUSE OF CASUALTY AND MILITARY SERVICE
 ALL DEATHS FROM 1 OCT 1987 TO 30 SEP 1988

CAUSE OF CASUALTY	USA	USN	USAF	USMC	TOTAL
SUICIDE					
GUNSHOT OR SMALL ARMS FIRE	60	28	52	19	159
FELL OR LOST OVERBOARD (FROM A SHIP)	0	1	0	0	1
FALL OR JUMP	2	3	3	0	8
SUFFOCATION	0	1	0	0	1
STABBING	0	3	0	0	3
DRUG ABUSE OR OVERDOSE	2	1	3	0	6
POISONING - CARBON MONOXIDE	4	1	8	3	16
STRANGULATION	2	0	0	0	2
HANGING	20	16	19	2	57
OTHER	0	0	4	0	4
SUBTOTAL	90	54	89	24	257
OTHER					
GUNSHOT OR SMALL ARMS FIRE	2	11	2	0	15
VEHICLE LOSS OR ACCIDENT (EXCEPT AIRCRAFT)	0	0	1	0	1
FALL OR JUMP	0	0	2	0	2
DROWNING	0	0	2	0	2
SUFFOCATION	0	0	1	0	1
DRUG ABUSE OR OVERDOSE	1	0	1	0	2
POISONING - CARBON MONOXIDE	0	1	0	0	1
HANGING	1	2	0	0	3
OTHER	3	12	11	0	26
CAUSE NOT REPORTED	7	16	0	3	26

Prepared by: Washington Headquarters Services
 Directorate for Information
 Operations and Reports

WORLDWIDE U.S. ACTIVE DUTY MILITARY DEATHS
 BY CAUSE OF CASUALTY AND MILITARY SERVICE
 ALL DEATHS FROM 1 OCT 1987 TO 30 SEP 1988

CAUSE OF CASUALTY	USA	USN	USAF	USMC	TOTAL
SUBTOTAL	14	42	20	3	79
TOTAL DEATHS	699	557	384	192	1832

Prepared by: Washington Headquarters Services
 Directorate for Information
 Operations and Reports

PART III

**Worldwide U.S. Active Duty Military
Personnel Casualties by Calendar Year**

Fourth Quarter - Calendar Year 1979
(1 October 1979 through 31 December 1979)

WORLDWIDE U.S. ACTIVE DUTY MILITARY CASUALTIES
 BY CASUALTY GROUP AND MILITARY SERVICE
 ALL RECORDS FROM 1 OCT 1979 TO 31 DEC 1979

CASUALTY GROUP	USA	USN	USAF	USMC	TOTAL
CASUALTIES - CAPTURED/INTERNEED OR MISSING					

HOSTILE					
- CURRENT CAPTURED/INTERNEED	0	0	0	0	0
- CURRENT MISSING	0	0	0	0	0
- RMC FROM CAPTURED	0	0	0	0	0
- RMC FROM MISSING	0	0	0	0	0
NONHOSTILE					
- CURRENT MISSING	0	0	0	0	0
- RMC FROM MISSING	0	0	0	0	0
CASUALTIES - DEATHS					

HOSTILE					
- KILLED	0	0	0	0	0
- DIED OF WOUNDS	0	0	0	0	0
- DIED WHILE MISSING	0	0	0	0	0
- DIED WHILE CAPTURED	0	0	0	0	0
TOTAL HOSTILE DEATHS	0	0	0	0	0
NONHOSTILE					
- DIED OTHER	172	155	86	55	468
- DIED ILLNESS	41	25	26	7	99
- DIED WHILE MISSING	0	0	0	0	0
TOTAL NONHOSTILE DEATHS	213	180	112	62	567
TOTAL DEATHS	213	180	112	62	567

Prepared by: Washington Headquarters Services
 Directorate for Information
 Operations and Reports

WORLDWIDE U.S. ACTIVE DUTY MILITARY DEATHS
 BY CAUSE OF CASUALTY AND MILITARY SERVICE
 ALL DEATHS FROM 1 OCT 1979 TO 31 DEC 1979

CAUSE OF CASUALTY	USA	USN	USAF	USMC	TOTAL
ACCIDENT					
GUNSHOT OR SMALL ARMS FIRE	1	0	1	2	4
ARTILLERY OR ROCKET MORTAR FIRE	2	0	0	0	2
OTHER EXPLOSIVE DEVICE (GRENADE/MINE/BOOBY TRAP)	2	0	0	0	2
FELL OR LOST OVERBOARD (FROM A SHIP)	0	2	0	0	2
AIRCRAFT LOSS OR CRASH AT SEA	0	22	8	3	33
AIRCRAFT LOSS OR CRASH NOT AT SEA	5	4	3	0	12
VEHICLE LOSS OR ACCIDENT (EXCEPT AIRCRAFT)	87	75	42	24	228
FALL OR JUMP	2	1	2	0	5
DROWNING	6	16	2	3	27
SUFFOCATION	3	0	1	0	4
ELECTROCUTION	1	0	0	0	1
DRUG ABUSE OR OVERDOSE	8	1	1	0	10
POISONING (EXCEPT CARBON MONOXIDE)	2	0	0	0	2
OTHER	11	4	5	11	31
SUBTOTAL	130	125	65	43	363
ILLNESS OR DISEASE					
HEART ATTACK OR HEART-ASSOCIATED CONDITION	20	17	19	3	59
STROKE OR CEREBROVASCULAR ACCIDENT	0	2	0	1	3
RESPIRATORY FAILURE	1	2	1	1	5
CANCER	4	1	1	0	6
PNEUMONIA	1	0	0	0	1
ALCOHOL ABUSE OR OVERDOSE	3	0	0	1	4

Prepared by: Washington Headquarters Services
 Directorate for Information
 Operations and Reports

WORLDWIDE U.S. ACTIVE DUTY MILITARY DEATHS
BY CAUSE OF CASUALTY AND MILITARY SERVICE
ALL DEATHS FROM 1 OCT 1979 TO 31 DEC 1979

CAUSE OF CASUALTY	USA	USN	USAF	USMC	TOTAL
OTHER	12	3	5	1	21
SUBTOTAL	41	25	26	7	99
HOMICIDE - CIVIL					
GUNSHOT OR SMALL ARMS FIRE	13	5	4	2	24
STABBING	3	3	2	2	10
STRANGULATION	1	0	0	0	1
BEATING	2	0	0	0	2
SUBTOTAL	19	8	6	4	37
SUICIDE					
GUNSHOT OR SMALL ARMS FIRE	15	9	8	6	38
FALL OR JUMP	1	3	0	0	4
POISONING - CARBON MONOXIDE	1	0	2	0	3
STRANGULATION	5	6	3	1	15
OTHER	0	1	2	0	3
SUBTOTAL	22	19	15	7	63
OTHER					
OTHER	1	2	0	1	4
CAUSE NOT REPORTED	0	1	0	0	1
SUBTOTAL	1	3	0	1	5

Prepared by: Washington Headquarters Services
 Directorate for Information
 Operations and Reports

WORLDWIDE U.S. ACTIVE DUTY MILITARY DEATHS
 BY CAUSE OF CASUALTY AND MILITARY SERVICE
 ALL DEATHS FROM 1 OCT 1979 TO 31 DEC 1979

CAUSE OF CASUALTY	USA	USN	USAF	USMC	TOTAL
TOTAL DEATHS	213	180	112	62	567

Prepared by: Washington Headquarters Services
 Directorate for Information
 Operations and Reports

Calendar Year 1980
(1 January 1980 through 31 December 1980)

WORLDWIDE U.S. ACTIVE DUTY MILITARY CASUALTIES
 BY CASUALTY GROUP AND MILITARY SERVICE
 ALL RECORDS FROM 1 JAN 1980 TO 31 DEC 1980

CASUALTY GROUP	USA	USN	USAF	USMC	TOTAL
CASUALTIES - CAPTURED/INTERMED OR MISSING					
HOSTILE - CURRENT CAPTURED/INTERMED	0	0	0	0	0
- CURRENT MISSING	0	0	0	0	0
- RMC FROM CAPTURED	0	0	0	0	0
- RMC FROM MISSING	0	0	0	0	0
NONHOSTILE - CURRENT MISSING	0	0	0	0	0
- RMC FROM MISSING	0	0	0	0	0
CASUALTIES - DEATHS					
HOSTILE - KILLED	0	0	0	0	0
- DIED OF WOUNDS	0	0	0	0	0
- DIED WHILE MISSING	0	0	0	0	0
- DIED WHILE CAPTURED	0	0	0	0	0
TOTAL HOSTILE DEATHS	0	0	0	0	0
NONHOSTILE - DIED OTHER	706	558	439	272	1975
- DIED ILLNESS	171	105	115	25	416
- DIED WHILE MISSING	0	0	0	0	0
TOTAL NONHOSTILE DEATHS	877	663	554	297	2391
TOTAL DEATHS	877	663	554	297	2391

Prepared by: Washington Headquarters Services
 Directorate for Information
 Operations and Reports

WORLDWIDE U.S. ACTIVE DUTY MILITARY DEATHS
 BY CAUSE OF CASUALTY AND MILITARY SERVICE
 ALL DEATHS FROM 1 JAN 1980 TO 31 DEC 1980

CAUSE OF CASUALTY	USA	USN	USAF	USMC	TOTAL
ACCIDENT					
GUNSHOT OR SMALL ARMS FIRE	8	4	9	5	26
ARTILLERY OR ROCKET MORTAR FIRE	0	0	0	2	2
OTHER EXPLOSIVE DEVICE (GRENADE/MINE/BOOBY TRAP)	3	0	0	0	3
PARACHUTE ACCIDENT OR FAILURE	7	2	1	0	10
FELL OR LOST OVERBOARD (FROM A SHIP)	0	2	0	0	2
AIRCRAFT LOSS OR CRASH AT SEA	4	28	0	10	42
AIRCRAFT LOSS OR CRASH NOT AT SEA	25	29	90	27	171
VEHICLE LOSS OR ACCIDENT (EXCEPT AIRCRAFT)	354	279	189	123	945
FALL OR JUMP	17	16	8	0	41
DROWNING	53	47	30	18	148
SUFFOCATION	3	3	1	1	8
ELECTROCUTION	5	5	1	2	13
ALCOHOL ABUSE OR OVERDOSE	3	1	1	1	6
DRUG ABUSE OR OVERDOSE	17	1	3	2	23
POISONING (EXCEPT CARBON MONOXIDE)	4	1	1	1	7
OTHER	44	33	20	12	109
SUBTOTAL	547	451	354	204	1556
ILLNESS OR DISEASE					
HEART ATTACK OR HEART-ASSOCIATED CONDITION	96	67	78	20	261
STROKE OR CEREBROVASCULAR ACCIDENT	5	1	2	0	8
RESPIRATORY FAILURE	4	4	4	2	14
CANCER	11	7	2	1	21

Prepared by: Washington Headquarters Services
 Directorate for Information
 Operations and Reports

WORLDWIDE U.S. ACTIVE DUTY MILITARY DEATHS
 BY CAUSE OF CASUALTY AND MILITARY SERVICE
 ALL DEATHS FROM 1 JAN 1980 TO 31 DEC 1980

CAUSE OF CASUALTY	USA	USN	USAF	USMC	TOTAL
PNEUMONIA	7	2	4	0	13
ALCOHOL ABUSE OR OVERDOSE	1	1	4	1	7
OTHER	47	23	21	1	92
SUBTOTAL	171	105	115	25	416
HOMICIDE - CIVIL					
GUNSHOT OR SMALL ARMS FIRE	45	25	14	21	105
STABBING	13	11	2	7	33
STRANGULATION	3	3	1	2	9
BEATING	6	1	4	7	18
OTHER	4	2	2	1	9
SUBTOTAL	71	42	23	38	174
SUICIDE					
GUNSHOT OR SMALL ARMS FIRE	50	27	41	19	137
FALL OR JUMP	5	2	1	2	10
DRUG ABUSE OR OVERDOSE	6	1	3	0	10
POISONING (EXCEPT CARBON MONOXIDE)	2	0	1	0	3
POISONING - CARBON MONOXIDE	5	6	2	1	14
STRANGULATION	13	15	11	2	41
OTHER	4	7	2	3	16
SUBTOTAL	85	58	61	27	231
OTHER					

Prepared by: Washington Headquarters Services
 Directorate for Information
 Operations and Reports

WORLDWIDE U.S. ACTIVE DUTY MILITARY DEATHS
 BY CAUSE OF CASUALTY AND MILITARY SERVICE
 ALL DEATHS FROM 1 JAN 1980 TO 31 DEC 1980

CAUSE OF CASUALTY	USA	USN	USAF	USMC	TOTAL
OTHER	0	1	0	0	1
CAUSE NOT REPORTED	3	6	1	3	13
SUBTOTAL	3	7	1	3	14
TOTAL DEATHS	877	663	554	297	2391

Prepared by: Washington Headquarters Services
 Directorate for Information
 Operations and Reports

**Calendar Year 1981
(1 January 1981 through 31 December 1981)**

WORLDWIDE U.S. ACTIVE DUTY MILITARY CASUALTIES
 BY CASUALTY GROUP AND MILITARY SERVICE
 ALL RECORDS FROM 1 JAN 1981 TO 31 DEC 1981

CASUALTY GROUP	USA	USN	USAF	USMC	TOTAL
CASUALTIES - CAPTURED/INTERNEED OR MISSING					

HOSTILE - CURRENT CAPTURED/INTERNEED	0	0	0	0	0
- CURRENT MISSING	0	0	0	0	0
- RMC FROM CAPTURED	6	3	5	13	27
- RMC FROM MISSING	0	0	0	0	0
NONHOSTILE - CURRENT MISSING	0	0	0	0	0
- RMC FROM MISSING	0	0	0	0	0
CASUALTIES - DEATHS					

HOSTILE - KILLED	0	0	0	0	0
- DIED OF WOUNDS	0	0	0	0	0
- DIED WHILE MISSING	0	0	0	0	0
- DIED WHILE CAPTURED	0	0	0	0	0
TOTAL HOSTILE DEATHS	0	0	0	0	0
NONHOSTILE - DIED OTHER	768	506	421	232	1927
- DIED ILLNESS	201	101	128	22	452
- DIED WHILE MISSING	0	0	0	0	0
TOTAL NONHOSTILE DEATHS	969	607	549	254	2379
TOTAL DEATHS	969	607	549	254	2379

Prepared by: Washington Headquarters Services
 Directorate for Information
 Operations and Reports

WORLDWIDE U.S. ACTIVE DUTY MILITARY DEATHS
 BY CAUSE OF CASUALTY AND MILITARY SERVICE
 ALL DEATHS FROM 1 JAN 1981 TO 31 DEC 1981

CAUSE OF CASUALTY	USA	USN	USAF	USMC	TOTAL
ACCIDENT					
GUNSHOT OR SMALL ARMS FIRE	9	7	5	9	30
ARTILLERY OR ROCKET MORTAR FIRE	1	0	0	0	1
OTHER EXPLOSIVE DEVICE (GRENADE/MINE/BOOBY TRAP)	1	0	0	1	2
PARACHUTE ACCIDENT OR FAILURE	5	0	1	4	10
FELL OR LOST OVERBOARD (FROM A SHIP)	0	13	0	0	13
AIRCRAFT LOSS OR CRASH AT SEA	2	28	15	15	60
AIRCRAFT LOSS OR CRASH NOT AT SEA	35	6	84	20	145
VEHICLE LOSS OR ACCIDENT (EXCEPT AIRCRAFT)	436	243	176	89	944
FALL OR JUMP	16	13	5	5	39
DROWNING	56	48	26	15	145
SUFFOCATION	6	6	1	4	17
ELECTROCUTION	5	5	4	0	14
ALCOHOL ABUSE OR OVERDOSE	3	2	3	2	10
DRUG ABUSE OR OVERDOSE	3	7	1	2	13
POISONING (EXCEPT CARBON MONOXIDE)	1	3	1	1	6
OTHER	22	23	17	12	74
SUBTOTAL	601	404	339	179	1523
ILLNESS OR DISEASE					
HEART ATTACK OR HEART-ASSOCIATED CONDITION	126	57	93	13	289
STROKE OR CEREBROVASCULAR ACCIDENT	7	1	3	0	11
RESPIRATORY FAILURE	5	4	4	1	14
CANCER	12	12	8	4	36

Prepared by: Washington Headquarters Services
 Directorate for Information
 Operations and Reports

WORLDWIDE U.S. ACTIVE DUTY MILITARY DEATHS
 BY CAUSE OF CASUALTY AND MILITARY SERVICE
 ALL DEATHS FROM 1 JAN 1981 TO 31 DEC 1981

CAUSE OF CASUALTY	USA	USN	USAF	USMC	TOTAL
PNEUMONIA	2	3	0	0	5
ALCOHOL ABUSE OR OVERDOSE	2	0	4	0	6
OTHER	47	24	16	4	91
SUBTOTAL	201	101	128	22	452
HOMICIDE - CIVIL					
GUNSHOT OR SMALL ARMS FIRE	42	20	17	10	89
STABBING	21	11	3	5	40
STRANGULATION	3	2	1	0	6
BEATING	2	1	3	1	7
OTHER	0	0	2	1	3
SUBTOTAL	68	34	26	17	145
SUICIDE					
GUNSHOT OR SMALL ARMS FIRE	54	23	36	28	141
FALL OR JUMP	4	3	0	0	7
DRUG ABUSE OR OVERDOSE	8	3	1	1	13
POISONING (EXCEPT CARBON MONOXIDE)	0	0	0	1	1
POISONING - CARBON MONOXIDE	9	7	8	3	27
STRANGULATION	15	15	8	1	39
HANGING	0	3	0	0	3
OTHER	1	5	2	0	8
SUBTOTAL	91	59	55	34	239

Prepared by: Washington Headquarters Services
 Directorate for Information
 Operations and Reports

WORLDWIDE U.S. ACTIVE DUTY MILITARY DEATHS
 BY CAUSE OF CASUALTY AND MILITARY SERVICE
 ALL DEATHS FROM 1 JAN 1981 TO 31 DEC 1981

CAUSE OF CASUALTY	USA	USN	USAF	USMC	TOTAL
OTHER					
DROWNING	0	1	0	0	1
CAUSE NOT REPORTED	8	8	1	2	19
SUBTOTAL	8	9	1	2	20
TOTAL DEATHS	989	607	549	254	2379

Prepared by: Washington Headquarters Services
 Directorate for Information
 Operations and Reports

Calendar Year 1982
(1 January 1982 through 31 December 1982)

WORLDWIDE U.S. ACTIVE DUTY MILITARY CASUALTIES
BY CASUALTY GROUP AND MILITARY SERVICE
ALL RECORDS FROM 1 JAN 1982 TO 31 DEC 1982

CASUALTY GROUP	USA	USN	USAF	USMC	TOTAL
CASUALTIES - CAPTURED/INTERNEED OR MISSING					

HOSTILE - CURRENT CAPTURED/INTERNEED	0	0	0	0	0
- CURRENT MISSING	0	0	0	0	0
- RMC FROM CAPTURED	0	0	0	0	0
- RMC FROM MISSING	0	0	0	0	0
NONHOSTILE - CURRENT MISSING	0	0	0	0	0
- RMC FROM MISSING	0	0	0	0	0
CASUALTIES - DEATHS					

HOSTILE - KILLED	0	0	0	0	0
- DIED OF WOUNDS	0	0	0	0	0
- DIED WHILE MISSING	0	0	0	0	0
- DIED WHILE CAPTURED	0	0	0	0	0
TOTAL HOSTILE DEATHS	0	0	0	0	0
NONHOSTILE - DIED OTHER	733	485	424	225	1877
- DIED ILLNESS	190	110	106	33	439
- DIED WHILE MISSING	1	1	0	0	2
TOTAL NONHOSTILE DEATHS	924	606	530	258	2318
TOTAL DEATHS	924	606	530	258	2318

Prepared by: Washington Headquarters Services
 Directorate for Information
 Operations and Reports

WORLDWIDE U.S. ACTIVE DUTY MILITARY DEATHS
 BY CAUSE OF CASUALTY AND MILITARY SERVICE
 ALL DEATHS FROM 1 JAN 1982 TO 31 DEC 1982

CAUSE OF CASUALTY	USA	USN	USAF	USMC	TOTAL
ACCIDENT					
GUNSHOT OR SMALL ARMS FIRE	13	7	4	1	25
BOMB EXPLOSION	1	0	0	0	1
OTHER EXPLOSIVE DEVICE (GRENADE/MINE/BOOBY TRAP)	1	0	1	2	4
PARACHUTE ACCIDENT OR FAILURE	12	0	0	0	12
FELL OR LOST OVERBOARD (FROM A SHIP)	0	7	0	2	9
AIRCRAFT LOSS OR CRASH AT SEA	0	17	3	9	29
AIRCRAFT LOSS OR CRASH NOT AT SEA	39	34	118	11	202
VEHICLE LOSS OR ACCIDENT (EXCEPT AIRCRAFT)	395	252	184	124	935
FALL OR JUMP	14	14	8	4	40
DROWNING	35	30	20	11	96
SUFFOCATION	10	4	2	3	19
ELECTROCUTION	5	2	3	1	11
ALCOHOL ABUSE OR OVERDOSE	3	4	2	0	9
DRUG ABUSE OR OVERDOSE	4	1	4	0	9
POISONING (EXCEPT CARBON MONOXIDE)	8	2	0	2	12
OTHER	29	27	13	10	79
SUBTOTAL	569	401	342	180	1492
ILLNESS OR DISEASE					
HEART ATTACK OR HEART-ASSOCIATED CONDITION	113	63	79	19	274
STROKE OR CEREBROVASCULAR ACCIDENT	1	4	2	0	7
RESPIRATORY FAILURE	4	5	5	3	17
CANCER	6	12	2	1	21

Prepared by: Washington Headquarters Services
 Directorate for Information
 Operations and Reports

WORLDWIDE U.S. ACTIVE DUTY MILITARY DEATHS
 BY CAUSE OF CASUALTY AND MILITARY SERVICE
 ALL DEATHS FROM 1 JAN 1982 TO 31 DEC 1982

CAUSE OF CASUALTY	USA	USN	USAF	USMC	TOTAL
PNEUMONIA	3	2	1	1	7
ALCOHOL ABUSE OR OVERDOSE	2	1	0	0	3
OTHER	60	23	17	9	109
CAUSE NOT REPORTED	1	0	0	0	1
SUBTOTAL	190	110	106	33	439
HOMICIDE - CIVIL					
GUNSHOT OR SMALL ARMS FIRE	37	14	5	8	64
STABBING	11	6	3	5	25
STRANGULATION	4	1	0	0	5
BEATING	1	1	2	1	5
OTHER	3	0	1	1	5
SUBTOTAL	56	22	11	15	104
SUICIDE					
GUNSHOT OR SMALL ARMS FIRE	59	32	42	21	154
FALL OR JUMP	2	2	2	0	6
SUFFOCATION	0	0	1	0	1
DRUG ABUSE OR OVERDOSE	6	2	7	0	15
POISONING (EXCEPT CARBON MONOXIDE)	0	1	0	0	1
POISONING - CARBON MONOXIDE	9	5	5	2	21
STRANGULATION	16	11	7	4	38
OTHER	5	4	4	0	13
CAUSE NOT REPORTED	0	1	0	0	1

Prepared by: Washington Headquarters Services
 Directorate for Information
 Operations and Reports

WORLDWIDE U.S. ACTIVE DUTY MILITARY DEATHS
BY CAUSE OF CASUALTY AND MILITARY SERVICE
ALL DEATHS FROM 1 JAN 1982 TO 31 DEC 1982

CAUSE OF CASUALTY	USA	USN	USAF	USMC	TOTAL
SUBTOTAL	97	58	68	27	250
OTHER					
GUNSHOT OR SMALL ARMS FIRE	0	3	0	0	3
OTHER	0	1	0	0	1
CAUSE NOT REPORTED	12	11	3	3	29
SUBTOTAL	12	15	3	3	33
TOTAL DEATHS	924	606	530	258	2318

Prepared by: Washington Headquarters Services
 Directorate for Information
 Operations and Reports

Calendar Year 1983
(1 January 1983 through 31 December 1983)

WORLDWIDE U.S. ACTIVE DUTY MILITARY CASUALTIES
 BY CASUALTY GROUP AND MILITARY SERVICE
 ALL RECORDS FROM 1 JAN 1983 TO 31 DEC 1983

CASUALTY GROUP	USA	USN	USAF	USMC	TOTAL
CASUALTIES - CAPTURED/INTERNEED OR MISSING					
HOSTILE - CURRENT CAPTURED/INTERNEED	0	0	0	0	0
- CURRENT MISSING	0	0	0	0	0
- RMC FROM CAPTURED	0	1	0	0	1
- RMC FROM MISSING	0	0	0	0	0
NONHOSTILE - CURRENT MISSING	0	1	0	0	1
- RMC FROM MISSING	0	0	0	0	0
CASUALTIES - DEATHS					
HOSTILE - KILLED	14	25	0	231	270
- DIED OF WOUNDS	0	0	0	3	3
- DIED WHILE MISSING	0	0	0	0	0
- DIED WHILE CAPTURED	0	0	0	0	0
TOTAL HOSTILE DEATHS	14	25	0	234	273
NONHOSTILE - DIED OTHER	669	500	380	220	1769
- DIED ILLNESS	179	99	115	22	415
- DIED WHILE MISSING	0	6	0	1	7
TOTAL NONHOSTILE DEATHS	848	605	495	243	2191
TOTAL DEATHS	862	630	495	477	2464

Prepared by: Washington Headquarters Services
 Directorate for Information
 Operations and Reports

WORLDWIDE U.S. ACTIVE DUTY MILITARY DEATHS
 BY CAUSE OF CASUALTY AND MILITARY SERVICE
 ALL DEATHS FROM 1 JAN 1983 TO 31 DEC 1983

CAUSE OF CASUALTY	USA	USN	USAF	USMC	TOTAL
HOSTILE ACTION					
GUNSHOT OR SMALL ARMS FIRE	6	2	0	2	10
ARTILLERY OR ROCKET MORTAR FIRE	1	0	0	12	13
BOMB EXPLOSION	4	18	0	217	239
PARACHUTE ACCIDENT OR FAILURE	0	4	0	0	4
AIRCRAFT LOSS OR CRASH NOT AT SEA	0	1	0	3	4
OTHER	3	0	0	0	3
SUBTOTAL	14	25	0	234	273
ACCIDENT					
GUNSHOT OR SMALL ARMS FIRE	17	2	3	4	26
BOMB EXPLOSION	10	0	0	0	10
OTHER EXPLOSIVE DEVICE (GRENADE/MINE/BOOBY TRAP)	1	0	0	1	2
PARACHUTE ACCIDENT OR FAILURE	0	0	2	0	2
FELL OR LOST OVERBOARD (FROM A SHIP)	0	8	0	0	8
AIRCRAFT LOSS OR CRASH AT SEA	1	27	13	8	49
AIRCRAFT LOSS OR CRASH NOT AT SEA	34	52	44	15	145
VEHICLE LOSS OR ACCIDENT (EXCEPT AIRCRAFT)	356	237	185	112	890
FIRE OR BURNS	0	11	7	0	18
FALL OR JUMP	23	17	11	6	57
DROWNING	49	18	32	13	112
SUFFOCATION	5	3	2	2	12
ELECTROCUTION	1	3	3	2	9
STABBING	3	0	0	0	3

Prepared by: Washington Headquarters Services
 Directorate for Information
 Operations and Reports

WORLDWIDE U.S. ACTIVE DUTY MILITARY DEATHS
 BY CAUSE OF CASUALTY AND MILITARY SERVICE
 ALL DEATHS FROM 1 JAN 1983 TO 31 DEC 1983

CAUSE OF CASUALTY	USA	USN	USAF	USMC	TOTAL
WEAPONS EFFECTS, OTHER THAN ABOVE	0	1	0	0	1
ALCOHOL ABUSE OR OVERDOSE	3	3	0	1	7
DRUG ABUSE OR OVERDOSE	7	3	0	0	10
POISONING (EXCEPT CARBON MONOXIDE)	1	2	0	0	3
POISONING - CARBON MONOXIDE	11	1	3	2	17
STRANGULATION	1	0	0	0	1
BEATING	1	0	0	0	1
HANGING	0	3	0	0	3
MISSING - ACCIDENT	0	1	0	0	1
OTHER	9	8	5	4	24
CAUSE NOT REPORTED	0	1	0	0	1
SUBTOTAL	533	401	308	170	1412
ILLNESS OR DISEASE					
SUFFOCATION	0	0	0	2	2
HEART ATTACK OR HEART-ASSOCIATED CONDITION	104	70	91	14	279
STROKE OR CEREBROVASCULAR ACCIDENT	2	4	3	1	10
RESPIRATORY FAILURE	7	7	7	0	21
CANCER	10	8	5	2	26
PNEUMONIA	6	0	0	0	6
HEPATITIS	2	1	0	2	5
ALCOHOL ABUSE OR OVERDOSE	2	0	3	0	5
OTHER	46	8	5	1	60
CAUSE NOT REPORTED	0	0	1	0	1

Prepared by: Washington Headquarters Services
 Directorate for Information
 Operations and Reports

WORLDWIDE U.S. ACTIVE DUTY MILITARY DEATHS
 BY CAUSE OF CASUALTY AND MILITARY SERVICE
 ALL DEATHS FROM 1 JAN 1983 TO 31 DEC 1983

CAUSE OF CASUALTY	USA	USN	USAF	USMC	TOTAL
SUBTOTAL	179	99	115	22	415
HOMICIDE - CIVIL					
GUNSHOT OR SMALL ARMS FIRE	25	23	9	8	65
FIRE OR BURNS	1	0	0	0	1
SUFFOCATION	1	0	0	0	1
STABBING	14	6	3	2	25
DRUG ABUSE OR OVERDOSE	0	1	0	0	1
STRANGULATION	3	1	0	0	4
BEATING	4	3	1	3	11
OTHER	2	1	1	0	4
CAUSE NOT REPORTED	3	0	0	0	3
SUBTOTAL	53	35	14	13	115
SUICIDE					
GUNSHOT OR SMALL ARMS FIRE	49	33	38	18	138
FALL OR JUMP	1	3	0	2	6
DROWNING	0	0	0	1	1
SUFFOCATION	0	1	1	0	2
ALCOHOL ABUSE OR OVERDOSE	1	0	1	0	2
DRUG ABUSE OR OVERDOSE	3	6	1	0	10
POISONING (EXCEPT CARBON MONOXIDE)	1	1	0	0	2
POISONING - CARBON MONOXIDE	5	7	2	0	14
STRANGULATION	1	0	1	0	2

Prepared by: Washington Headquarters Services
 Directorate for Information
 Operations and Reports

WORLDWIDE U.S. ACTIVE DUTY MILITARY DEATHS
BY CAUSE OF CASUALTY AND MILITARY SERVICE
ALL DEATHS FROM 1 JAN 1983 TO 31 DEC 1983

CAUSE OF CASUALTY	USA	USN	USAF	USMC	TOTAL
HANGING	13	12	8	5	38
OTHER	3	0	0	0	3
SUBTOTAL	77	83	52	26	218
OTHER					
GUNSHOT OR SMALL ARMS FIRE	0	1	0	0	1
RESPIRATORY FAILURE	0	0	0	1	1
DRUG ABUSE OR OVERDOSE	1	1	0	0	2
OTHER	2	0	3	0	5
CAUSE NOT REPORTED	3	5	3	11	22
SUBTOTAL	6	7	6	12	31
TOTAL DEATHS	862	630	495	477	2464

Prepared by: Washington Headquarters Services
 Directorate for Information
 Operations and Reports

**Calendar Year 1984
(1 January 1984 through 31 December 1984)**

WORLDWIDE U.S. ACTIVE DUTY MILITARY CASUALTIES
BY CASUALTY GROUP AND MILITARY SERVICE
ALL RECORDS FROM 1 JAN 1984 TO 31 DEC 1984

CASUALTY GROUP	USA	USN	USAF	USMC	TOTAL
CASUALTIES - CAPTURED/INTERNEED OR MISSING					

HOSTILE - CURRENT CAPTURED/INTERNEED	0	0	0	0	0
- CURRENT MISSING	0	0	0	0	0
- RMC FROM CAPTURED	0	0	0	0	0
- RMC FROM MISSING	0	0	0	0	0
NONHOSTILE - CURRENT MISSING	0	1	0	0	1
- RMC FROM MISSING	0	0	0	0	0
CASUALTIES - DEATHS					

HOSTILE - KILLED	2	1	0	3	6
- DIED OF WOUNDS	1	0	0	0	1
- DIED WHILE MISSING	0	0	0	0	0
- DIED WHILE CAPTURED	0	0	0	0	0
TOTAL HOSTILE DEATHS	3	1	0	3	7
NONHOSTILE - DIED OTHER	609	433	356	220	1618
- DIED ILLNESS	162	105	85	20	372
- DIED WHILE MISSING	1	1	0	1	3
TOTAL NONHOSTILE DEATHS	772	539	441	241	1993
TOTAL DEATHS	775	540	441	244	2000

Prepared by: Washington Headquarters Services
 Directorate for Information
 Operations and Reports

WORLDWIDE U.S. ACTIVE DUTY MILITARY DEATHS
 BY CAUSE OF CASUALTY AND MILITARY SERVICE
 ALL DEATHS FROM 1 JAN 1984 TO 31 DEC 1984

CAUSE OF CASUALTY	USA	USN	USAF	USMC	TOTAL
HOSTILE ACTION					
GUNSHOT OR SMALL ARMS FIRE	0	0	0	2	2
ARTILLERY OR ROCKET MORTAR FIRE	0	0	0	1	1
BOMB EXPLOSION	1	1	0	0	2
AIRCRAFT LOSS OR CRASH NOT AT SEA	1	0	0	0	1
OTHER	1	0	0	0	1
SUBTOTAL	3	1	0	3	7
ACCIDENT					
GUNSHOT OR SMALL ARMS FIRE	18	4	3	7	32
ARTILLERY OR ROCKET MORTAR FIRE	2	0	0	0	2
BOMB EXPLOSION	2	2	0	0	4
PARACHUTE ACCIDENT OR FAILURE	4	2	1	0	7
FELL OR LOST OVERBOARD (FROM A SHIP)	0	5	0	0	5
AIRCRAFT LOSS OR CRASH AT SEA	1	12	11	5	29
AIRCRAFT LOSS OR CRASH NOT AT SEA	25	20	76	40	161
VEHICLE LOSS OR ACCIDENT (EXCEPT AIRCRAFT)	343	249	157	101	850
FIRE OR BURNS	0	0	0	1	1
FALL OR JUMP	19	9	7	6	41
DROWNING	36	20	18	7	81
SUFFOCATION	3	1	3	3	10
ELECTROCUTION	5	3	0	2	10
STABBING	0	1	0	0	1
ALCOHOL ABUSE OR OVERDOSE	2	2	0	0	4

Prepared by: Washington Headquarters Services
 Directorate for Information
 Operations and Reports

WORLDWIDE U.S. ACTIVE DUTY MILITARY DEATHS
 BY CAUSE OF CASUALTY AND MILITARY SERVICE
 ALL DEATHS FROM 1 JAN 1984 TO 31 DEC 1984

CAUSE OF CASUALTY	USA	USN	USAF	USMC	TOTAL
DRUG ABUSE OR OVERDOSE	4	3	1	0	8
POISONING (EXCEPT CARBON MONOXIDE)	0	0	0	1	1
POISONING - CARBON MONOXIDE	4	6	0	1	11
STRANGULATION	1	1	0	0	2
HANGING	1	2	0	0	3
OTHER	6	10	10	2	28
CAUSE NOT REPORTED	0	0	1	0	1
SUBTOTAL	476	352	288	176	1292
ILLNESS OR DISEASE					
HEART ATTACK OR HEART-ASSOCIATED CONDITION	104	67	57	10	238
STROKE OR CEREBROVASCULAR ACCIDENT	3	11	1	3	18
RESPIRATORY FAILURE	4	9	7	2	22
CANCER	5	4	4	3	16
PNEUMONIA	1	3	1	0	5
MALARIA	0	1	0	0	1
HEPATITIS	1	0	0	0	1
OTHER	43	9	15	2	69
CAUSE NOT REPORTED	1	1	0	0	2
SUBTOTAL	162	105	85	20	372
HOMICIDE - CIVIL					
GUNSHOT OR SMALL ARMS FIRE	27	6	4	7	44
SUFFOCATION	1	0	0	0	1

Prepared by: Washington Headquarters Services
 Directorate for Information
 Operations and Reports

WORLDWIDE U.S. ACTIVE DUTY MILITARY DEATHS
 BY CAUSE OF CASUALTY AND MILITARY SERVICE
 ALL DEATHS FROM 1 JAN 1984 TO 31 DEC 1984

CAUSE OF CASUALTY	USA	USN	USAF	USMC	TOTAL
STABBING	9	6	6	3	24
POISONING (EXCEPT CARBON MONOXIDE)	1	0	0	0	1
POISONING - CARBON MONOXIDE	1	0	0	0	1
STRANGULATION	3	1	1	0	5
BEATING	2	3	1	0	6
OTHER	0	1	0	0	1
SUBTOTAL	44	17	12	10	83
SUICIDE					
GUNSHOT OR SMALL ARMS FIRE	49	16	33	24	122
FELL OR LOST OVERBOARD (FROM A SHIP)	0	1	0	0	1
VEHICLE LOSS OR ACCIDENT (EXCEPT AIRCRAFT)	1	0	0	0	1
FALL OR JUMP	3	2	1	1	7
DROWNING	1	0	0	0	1
ELECTROCUTION	0	1	0	0	1
STABBING	0	1	0	0	1
DRUG ABUSE OR OVERDOSE	5	2	0	0	7
POISONING (EXCEPT CARBON MONOXIDE)	0	0	1	1	2
POISONING - CARBON MONOXIDE	7	8	7	0	22
HANGING	19	22	8	4	53
OTHER	1	0	3	0	4
SUBTOTAL	86	53	53	30	222
OTHER					

Prepared by: Washington Headquarters Services
 Directorate for Information
 Operations and Reports

WORLDWIDE U.S. ACTIVE DUTY MILITARY DEATHS
BY CAUSE OF CASUALTY AND MILITARY SERVICE
ALL DEATHS FROM 1 JAN 1984 TO 31 DEC 1984

CAUSE OF CASUALTY	USA	USN	USAF	USMC	TOTAL
GUNSHOT OR SMALL ARMS FIRE	0	2	0	1	3
VEHICLE LOSS OR ACCIDENT (EXCEPT AIRCRAFT)	0	1	0	0	1
SUFFOCATION	0	1	0	0	1
ALCOHOL ABUSE OR OVERDOSE	0	1	0	0	1
DRUG ABUSE OR OVERDOSE	0	1	0	0	1
POISONING (EXCEPT CARBON MONOXIDE)	0	1	0	0	1
BEATING	0	0	0	1	1
HANGING	0	1	0	0	1
OTHER	1	0	0	1	2
CAUSE NOT REPORTED	3	4	3	2	12
SUBTOTAL	4	12	3	5	24

TOTAL DEATHS 775 540 441 244 2000

Prepared by: Washington Headquarters Services
 Directorate for Information
 Operations and Reports

Calendar Year 1985
(1 January 1985 through 31 December 1985)

WORLDWIDE U.S. ACTIVE DUTY MILITARY CASUALTIES
 BY CASUALTY GROUP AND MILITARY SERVICE
 ALL RECORDS FROM 1 JAN 1985 TO 31 DEC 1985

CASUALTY GROUP	USA	USN	USAF	USMC	TOTAL
CASUALTIES - CAPTURED/INTERNEED OR MISSING					

HOSTILE - CURRENT CAPTURED/INTERNEED	0	0	0	0	0
- CURRENT MISSING	0	0	0	0	0
- RMC FROM CAPTURED	0	5	0	0	5
- RMC FROM MISSING	0	0	0	0	0
NONHOSTILE - CURRENT MISSING	0	0	1	0	0
- RMC FROM MISSING	0	0	0	0	0
CASUALTIES - DEATHS					

HOSTILE - KILLED	0	0	0	4	4
- DIED OF WOUNDS	0	0	0	0	0
- DIED WHILE MISSING	0	0	0	0	0
- DIED WHILE CAPTURED	0	1	0	0	1
TOTAL HOSTILE DEATHS	0	1	0	4	5
NONHOSTILE - DIED OTHER	910	444	331	202	1887
- DIED ILLNESS	144	101	93	22	360
- DIED WHILE MISSING	0	3	0	0	3
TOTAL NONHOSTILE DEATHS	1054	548	424	224	2250
TOTAL DEATHS	1054	549	424	228	2255

Prepared by: Washington Headquarters Services
 Directorate for Information
 Operations and Reports

WORLDWIDE U.S. ACTIVE DUTY MILITARY DEATHS
 BY CAUSE OF CASUALTY AND MILITARY SERVICE
 ALL DEATHS FROM 1 JAN 1985 TO 31 DEC 1985

CAUSE OF CASUALTY	USA	USN	USAF	USMC	TOTAL
HOSTILE ACTION					
GUNSHOT OR SMALL ARMS FIRE	0	1	0	4	5
SUBTOTAL	0	1	0	4	5
ACCIDENT					
GUNSHOT OR SMALL ARMS FIRE	22	3	1	6	32
BOMB EXPLOSION	0	0	1	0	1
PARACHUTE ACCIDENT OR FAILURE	2	0	1	0	3
AIRCRAFT LOSS OR CRASH AT SEA	0	16	18	34	68
AIRCRAFT LOSS OR CRASH NOT AT SEA	276	28	35	13	352
VEHICLE LOSS OR ACCIDENT (EXCEPT AIRCRAFT)	345	242	125	89	801
FIRE OR BURNS	8	3	1	0	12
FALL OR JUMP	12	8	7	2	29
DROWNING	44	21	22	12	99
SUFFOCATION	2	0	0	1	3
ELECTROCUTION	7	1	2	0	10
ALCOHOL ABUSE OR OVERDOSE	1	2	0	0	3
DRUG ABUSE OR OVERDOSE	4	1	0	0	5
POISONING (EXCEPT CARBON MONOXIDE)	0	0	1	0	1
POISONING - CARBON MONOXIDE	4	1	3	2	10
STRANGULATION	3	0	0	1	4
HANGING	0	6	0	0	6
OTHER	8	7	19	5	39

Prepared by: Washington Headquarters Services
 Directorate for Information
 Operations and Reports

WORLDWIDE U.S. ACTIVE DUTY MILITARY DEATHS
 BY CAUSE OF CASUALTY AND MILITARY SERVICE
 ALL DEATHS FROM 1 JAN 1985 TO 31 DEC 1985

CAUSE OF CASUALTY	USA	USN	USAF	USMC	TOTAL
SUBTOTAL	738	339	236	165	1478
ILLNESS OR DISEASE					
SUFFOCATION	0	2	0	0	2
HEART ATTACK OR HEART-ASSOCIATED CONDITION	90	62	72	13	237
STROKE OR CEREBROVASCULAR ACCIDENT	2	5	0	0	7
RESPIRATORY FAILURE	7	5	2	3	17
CANCER	7	10	3	1	21
PNEUMONIA	0	1	2	1	4
HEPATITIS	0	1	0	1	2
ALCOHOL ABUSE OR OVERDOSE	2	0	0	0	2
DRUG ABUSE OR OVERDOSE	1	0	0	0	1
OTHER	35	15	14	3	67
CAUSE NOT REPORTED	0	1	0	0	1
SUBTOTAL	144	102	93	22	361
HOMICIDE - CIVIL					
GUNSHOT OR SMALL ARMS FIRE	33	17	8	6	64
STABBING	13	8	5	3	29
STRANGULATION	1	1	1	0	3
BEATING	4	2	3	1	10
OTHER	2	0	0	0	2
CAUSE NOT REPORTED	0	1	0	0	1
SUBTOTAL	53	29	17	10	109

Prepared by: Washington Headquarters Services
 Directorate for Information
 Operations and Reports

WORLDWIDE U.S. ACTIVE DUTY MILITARY DEATHS
 BY CAUSE OF CASUALTY AND MILITARY SERVICE
 ALL DEATHS FROM 1 JAN 1985 TO 31 DEC 1985

CAUSE OF CASUALTY	USA	USN	USAF	USMC	TOTAL
SUICIDE					158
GUNSHOT OR SMALL ARMS FIRE	76	26	42	14	
VEHICLE LOSS OR ACCIDENT (EXCEPT AIRCRAFT)	2	0	0	1	3
FALL OR JUMP	5	5	2	0	12
DROWNING	0	1	0	0	1
SUFFOCATION	2	2	0	1	5
STABBING	1	0	0	0	1
DRUG ABUSE OR OVERDOSE	3	0	3	0	6
POISONING (EXCEPT CARBON MONOXIDE)	1	0	0	0	1
POISONING - CARBON MONOXIDE	7	7	17	1	32
STRANGULATION	1	0	1	2	4
HANGING	20	17	7	4	48
OTHER	0	0	3	0	3
SUBTOTAL	118	58	75	23	274
OTHER					
GUNSHOT OR SMALL ARMS FIRE	0	1	0	0	1
FALL OR JUMP	0	2	0	0	2
DROWNING	0	2	0	0	2
DRUG ABUSE OR OVERDOSE	0	1	0	0	1
POISONING (EXCEPT CARBON MONOXIDE)	0	1	0	0	1
POISONING - CARBON MONOXIDE	0	2	0	0	2
OTHER	1	1	0	0	2
CAUSE NOT REPORTED	0	10	3	4	17

Prepared by: Washington Headquarters Services
 Directorate for Information
 Operations and Reports

WORLDWIDE U.S. ACTIVE DUTY MILITARY DEATHS
 BY CAUSE OF CASUALTY AND MILITARY SERVICE
 ALL DEATHS FROM 1 JAN 1985 TO 31 DEC 1985

CAUSE OF CASUALTY	USA	USN	USAF	USMC	TOTAL
SUBTOTAL	1	20	3	4	28
TOTAL DEATHS	1054	549	424	228	2255

Prepared by: Washington Headquarters Services
 Directorate for Information
 Operations and Reports

Calendar Year 1986
(1 January 1986 through 31 December 1986)

WORLDWIDE U.S. ACTIVE DUTY MILITARY CASUALTIES
 BY CASUALTY GROUP AND MILITARY SERVICE
 ALL RECORDS FROM 1 JAN 1986 TO 31 DEC 1986

CASUALTY GROUP	USA	USN	USAF	USMC	TOTAL
CASUALTIES - CAPTURED/INTERNEED OR MISSING					

HOSTILE - CURRENT CAPTURED/INTERNEED	0	0	0	0	0
- CURRENT MISSING	0	0	0	0	0
- RMC FROM CAPTURED	0	0	0	0	0
- RMC FROM MISSING	0	0	0	0	0
NONHOSTILE - CURRENT MISSING	2	0	0	0	2
- RMC FROM MISSING	0	0	0	0	0
CASUALTIES - DEATHS					

HOSTILE - KILLED	0	0	2	0	2
- DIED OF WOUNDS	0	0	0	0	0
- DIED WHILE MISSING	0	0	0	0	0
- DIED WHILE CAPTURED	0	0	0	0	0
TOTAL HOSTILE DEATHS	0	0	2	0	2
NONHOSTILE - DIED OTHER	631	438	341	188	1596
- DIED ILLNESS	169	91	90	32	382
- DIED WHILE MISSING	1	1	0	0	2
TOTAL NONHOSTILE DEATHS	801	528	431	220	1980
TOTAL DEATHS	801	528	433	220	1982

Prepared by: Washington Headquarters Services
 Directorate for Information
 Operations and Reports

WORLDWIDE U.S. ACTIVE DUTY MILITARY DEATHS
 BY CAUSE OF CASUALTY AND MILITARY SERVICE
 ALL DEATHS FROM 1 JAN 1986 TO 31 DEC 1986

CAUSE OF CASUALTY	USA	USN	USAF	USMC	TOTAL
HOSTILE ACTION					
AIRCRAFT LOSS OR CRASH AT SEA	0	0	2	0	2
SUBTOTAL	0	0	2	0	2
ACCIDENT					
GUNSHOT OR SMALL ARMS FIRE	14	7	5	4	30
ARTILLERY OR ROCKET MORTAR FIRE	1	0	0	0	1
BOMB EXPLOSION	1	0	0	0	1
OTHER EXPLOSIVE DEVICE (GRENADE/MINE/BOOBY TRAP)	0	0	0	1	1
PARACHUTE ACCIDENT OR FAILURE	0	1	0	0	1
FELL OR LOST OVERBOARD (FROM A SHIP)	0	4	0	0	4
AIRCRAFT LOSS OR CRASH AT SEA	0	11	5	16	32
AIRCRAFT LOSS OR CRASH NOT AT SEA	32	19	62	15	128
VEHICLE LOSS OR ACCIDENT (EXCEPT AIRCRAFT)	333	225	153	89	800
FIRE OR BURNS	1	2	0	0	3
FALL OR JUMP	20	10	1	5	36
DROWNING	33	19	18	8	78
SUFFOCATION	3	1	2	0	6
ELECTROCUTION	5	2	1	1	9
MISADVENTURE	0	0	0	1	1
ALCOHOL ABUSE OR OVERDOSE	2	2	0	0	4
DRUG ABUSE OR OVERDOSE	5	2	2	0	9
POISONING (EXCEPT CARBON MONOXIDE)	0	2	0	0	2
POISONING - CARBON MONOXIDE	2	1	0	0	3

Prepared by: Washington Headquarters Services
 Directorate for Information
 Operations and Reports

WORLDWIDE U.S. ACTIVE DUTY MILITARY DEATHS
 BY CAUSE OF CASUALTY AND MILITARY SERVICE
 ALL DEATHS FROM 1 JAN 1986 TO 31 DEC 1986

CAUSE OF CASUALTY	USA	USN	USAF	USMC	TOTAL
STRANGULATION	2	0	0	0	2
HANGING	1	3	0	0	4
OTHER	10	6	11	3	30
SUBTOTAL	465	317	260	143	1185
ILLNESS OR DISEASE					
SUFFOCATION	0	1	0	0	1
HEART ATTACK OR HEART-ASSOCIATED CONDITION	123	64	72	17	276
STROKE OR CEREBROVASCULAR ACCIDENT	4	9	2	0	15
RESPIRATORY FAILURE	4	2	2	1	9
CANCER	15	7	0	7	29
PNEUMONIA	6	1	1	0	8
HEPATITIS	2	0	0	1	3
OTHER	15	7	13	6	41
SUBTOTAL	169	91	90	32	382
HOMICIDE - CIVIL					
GUNSHOT OR SMALL ARMS FIRE	25	15	11	6	57
DROWNING	0	0	0	1	1
STABBING	11	7	4	3	25
STROKE OR CEREBROVASCULAR ACCIDENT	0	1	0	0	1
DRUG ABUSE OR OVERDOSE	0	0	0	1	1
STRANGULATION	3	3	1	0	7
BEATING	5	4	2	1	12

Prepared by: Washington Headquarters Services
 Directorate for Information
 Operations and Reports

WORLDWIDE U.S. ACTIVE DUTY MILITARY DEATHS
 BY CAUSE OF CASUALTY AND MILITARY SERVICE
 ALL DEATHS FROM 1 JAN 1986 TO 31 DEC 1986

CAUSE OF CASUALTY	USA	USN	USAF	USMC	TOTAL
SUBTOTAL	44	30	18	12	104
SUICIDE					
GUNSHOT OR SMALL ARMS FIRE	70	36	29	15	150
FIRE OR BURNS	1	0	0	0	1
FALL OR JUMP	0	1	1	2	4
DROWNING	0	1	0	0	1
SUFFOCATION	2	2	0	0	4
STABBING	1	2	0	1	4
ALCOHOL ABUSE OR OVERDOSE	0	1	0	0	1
DRUG ABUSE OR OVERDOSE	5	1	0	0	6
POISONING (EXCEPT CARBON MONOXIDE)	1	0	0	0	1
POISONING - CARBON MONOXIDE	10	8	13	2	33
STRANGULATION	2	0	0	0	2
HANGING	23	13	12	6	54
OTHER	1	0	0	0	1
SUBTOTAL	116	65	55	26	262
OTHER					
GUNSHOT OR SMALL ARMS FIRE	0	8	1	0	9
BOMB EXPLOSION	1	0	0	0	1
FALL OR JUMP	1	2	4	0	7
DROWNING	0	1	0	0	1
HEART ATTACK OR HEART-ASSOCIATED CONDITION	1	0	0	0	1

Prepared by: Washington Headquarters Services
 Directorate for Information
 Operations and Reports

WORLDWIDE U.S. ACTIVE DUTY MILITARY DEATHS
 BY CAUSE OF CASUALTY AND MILITARY SERVICE
 ALL DEATHS FROM 1 JAN 1986 TO 31 DEC 1986

CAUSE OF CASUALTY	USA	USN	USAF	USMC	TOTAL
ALCOHOL ABUSE OR OVERDOSE	0	3	0	0	3
DRUG ABUSE OR OVERDOSE	0	0	1	0	1
POISONING - CARBON MONOXIDE	0	4	0	0	4
HANGING	0	1	0	0	1
OTHER	0	3	2	2	7
CAUSE NOT REPORTED	4	3	0	5	12
SUBTOTAL	7	25	8	7	47
TOTAL DEATHS	801	528	433	220	1982

Prepared by: Washington Headquarters Services
 Directorate for Information
 Operations and Reports

Calendar Year 1987
(1 January 1987 through 31 December 1987)

WORLDWIDE U.S. ACTIVE DUTY MILITARY CASUALTIES
 BY CASUALTY GROUP AND MILITARY SERVICE
 ALL RECORDS FROM 1 JAN 1987 TO 31 DEC 1987

CASUALTY GROUP	USA	USN	USAF	USMC	TOTAL
CASUALTIES - CAPTURED/INTERNEED OR MISSING					
HOSTILE - CURRENT CAPTURED/INTERNEED	0	0	0	0	0
- CURRENT MISSING	0	0	0	0	0
- RMC FROM CAPTURED	0	0	0	0	0
- RMC FROM MISSING	0	0	0	0	0
NONHOSTILE - CURRENT MISSING	0	1	1	0	2
- RMC FROM MISSING	0	0	0	0	0
CASUALTIES - DEATHS					
HOSTILE - KILLED	0	37	0	0	37
- DIED OF WOUNDS	0	1	0	0	1
- DIED WHILE MISSING	0	0	0	0	0
- DIED WHILE CAPTURED	0	0	0	0	0
TOTAL HOSTILE DEATHS	0	38	0	0	38
NONHOSTILE - DIED OTHER	599	457	329	181	1566
- DIED ILLNESS	145	116	93	24	378
- DIED WHILE MISSING	0	1	0	0	1
TOTAL NONHOSTILE DEATHS	744	574	422	205	1945
TOTAL DEATHS	744	612	422	205	1983

Prepared by: Washington Headquarters Services
 Directorate for Information
 Operations and Reports

WORLDWIDE U.S. ACTIVE DUTY MILITARY DEATHS
 BY CAUSE OF CASUALTY AND MILITARY SERVICE
 ALL DEATHS FROM 1 JAN 1987 TO 31 DEC 1987

CAUSE OF CASUALTY	USA	USN	USAF	USMC	TOTAL
HOSTILE ACTION					
OTHER EXPLOSIVE DEVICE (GRENADE/MINE/BOOBY TRAP)	0	1	0	0	1
WEAPONS EFFECTS, OTHER THAN ABOVE	0	37	0	0	37
SUBTOTAL	0	38	0	0	38
ACCIDENT					
GUNSHOT OR SMALL ARMS FIRE	10	2	0	4	16
ARTILLERY OR ROCKET MORTAR FIRE	2	0	0	0	2
BOMB EXPLOSION	7	0	0	0	7
OTHER EXPLOSIVE DEVICE (GRENADE/MINE/BOOBY TRAP)	2	1	0	0	3
PARACHUTE ACCIDENT OR FAILURE	3	0	0	0	3
FELL OR LOST OVERBOARD (FROM A SHIP)	0	2	0	0	2
AIRCRAFT LOSS OR CRASH AT SEA	2	25	4	5	36
AIRCRAFT LOSS OR CRASH NOT AT SEA	38	21	55	13	127
VEHICLE LOSS OR ACCIDENT (EXCEPT AIRCRAFT)	326	237	135	95	793
FIRE OR BURNS	2	2	0	1	5
FALL OR JUMP	15	2	1	2	20
DROWNING	27	31	17	11	86
SUFFOCATION	1	2	0	0	3
ELECTROCUTION	4	0	1	0	5
ALCOHOL ABUSE OR OVERDOSE	2	3	0	0	5
DRUG ABUSE OR OVERDOSE	3	0	0	0	3
POISONING (EXCEPT CARBON MONOXIDE)	2	2	0	0	4
POISONING - CARBON MONOXIDE	1	4	0	0	5

Prepared by: Washington Headquarters Services
 Directorate for Information
 Operations and Reports

WORLDWIDE U.S. ACTIVE DUTY MILITARY DEATHS
 BY CAUSE OF CASUALTY AND MILITARY SERVICE
 ALL DEATHS FROM 1 JAN 1987 TO 31 DEC 1987

CAUSE OF CASUALTY	USA	USN	USAF	USMC	TOTAL
STRANGULATION	2	1	0	0	3
BEATING	0	1	0	0	1
HANGING	0	1	0	0	1
OTHER	7	6	2	6	21
CAUSE NOT REPORTED	1	1	0	0	2
SUBTOTAL	457	344	215	137	1153
ILLNESS OR DISEASE					
HEART ATTACK OR HEART-ASSOCIATED CONDITION	98	68	61	16	243
STROKE OR CEREBROVASCULAR ACCIDENT	3	16	2	1	22
RESPIRATORY FAILURE	8	2	5	0	15
CANCER	12	12	7	3	34
PNEUMONIA	3	2	2	0	7
HEPATITIS	1	2	0	0	3
ALCOHOL ABUSE OR OVERDOSE	2	0	1	0	3
OTHER	17	14	15	4	50
CAUSE NOT REPORTED	1	0	0	0	1
SUBTOTAL	145	116	93	24	378
HOMICIDE - CIVIL					
GUNSHOT OR SMALL ARMS FIRE	34	15	9	7	65
STABBING	16	2	4	6	28
STRANGULATION	6	0	0	0	6
BEATING	3	1	0	0	4

Prepared by: Washington Headquarters Services
 Directorate for Information
 Operations and Reports

WORLDWIDE U.S. ACTIVE DUTY MILITARY DEATHS
 BY CAUSE OF CASUALTY AND MILITARY SERVICE
 ALL DEATHS FROM 1 JAN 1987 TO 31 DEC 1987

CAUSE OF CASUALTY	USA	USN	USAF	USMC	TOTAL
OTHER	0	0	1	0	1
SUBTOTAL	59	18	14	13	104
SUICIDE					
GUNSHOT OR SMALL ARMS FIRE	54	38	39	19	150
FIRE OR BURNS	0	1	0	0	1
FALL OR JUMP	1	2	2	0	5
DROWNING	0	1	1	0	2
SUFFOCATION	0	1	0	0	1
STABBING	1	2	0	0	3
DRUG ABUSE OR OVERDOSE	2	1	5	0	8
POISONING (EXCEPT CARBON MONOXIDE)	0	2	0	0	2
POISONING - CARBON MONOXIDE	2	7	9	1	19
STRANGULATION	3	0	0	0	3
HANGING	19	8	18	2	47
OTHER	0	0	2	0	2
CAUSE NOT REPORTED	0	0	1	0	1
SUBTOTAL	82	63	77	22	244
OTHER					
GUNSHOT OR SMALL ARMS FIRE	0	7	2	2	11
VEHICLE LOSS OR ACCIDENT (EXCEPT AIRCRAFT)	0	0	1	0	1
FALL OR JUMP	0	0	3	1	4
DROWNING	0	2	1	0	3

Prepared by: Washington Headquarters Services
 Directorate for Information
 Operations and Reports

WORLDWIDE U.S. ACTIVE DUTY MILITARY DEATHS
 BY CAUSE OF CASUALTY AND MILITARY SERVICE
 ALL DEATHS FROM 1 JAN 1987 TO 31 DEC 1987

CAUSE OF CASUALTY	USA	USN	USAF	USMC	TOTAL
SUFFOCATION	0	1	3	0	4
HEART ATTACK OR HEART-ASSOCIATED CONDITION	0	0	1	1	2
ALCOHOL ABUSE OR OVERDOSE	0	1	0	0	1
DRUG ABUSE OR OVERDOSE	0	1	0	0	1
POISONING - CARBON MONOXIDE	1	2	0	0	3
HANGING	0	2	0	0	2
MISSING	0	1	0	0	1
OTHER	0	3	12	0	15
CAUSE NOT REPORTED	0	13	0	5	18
SUBTOTAL	1	33	23	9	66
TOTAL DEATHS	744	612	422	205	1983

Prepared by: Washington Headquarters Services
 Directorate for Information
 Operations and Reports

Calendar Year 1988
(1 January 1988 through 30 September 1988)

WORLDWIDE U.S. ACTIVE DUTY MILITARY CASUALTIES
BY CASUALTY GROUP AND MILITARY SERVICE
ALL RECORDS FROM 1 JAN 1988 TO 30 SEP 1988

CASUALTY GROUP	USA	USN	USAF	USMC	TOTAL
CASUALTIES - CAPTURED/INTERMED OR MISSING					

HOSTILE - CURRENT CAPTURED/INTERMED	0	0	0	0	0
- CURRENT MISSING	0	0	0	0	0
- RMC FROM CAPTURED	0	0	0	0	0
- RMC FROM MISSING	0	0	0	0	0
NONHOSTILE - CURRENT MISSING	0	0	0	0	0
- RMC FROM MISSING	0	0	0	0	0
CASUALTIES - DEATHS					

HOSTILE - KILLED	0	2	0	0	2
- DIED OF WOUNDS	0	0	0	0	0
- DIED WHILE MISSING	0	0	0	0	0
- DIED WHILE CAPTURED	0	0	0	0	0
TOTAL HOSTILE DEATHS	0	2	0	0	2
NONHOSTILE - DIED OTHER	421	352	243	120	1136
- DIED ILLNESS	112	64	47	15	238
- DIED WHILE MISSING	0	1	0	0	1
TOTAL NONHOSTILE DEATHS	533	417	290	135	1375
TOTAL DEATHS	533	419	290	135	1377

Prepared by: Washington Headquarters Services
 Directorate for Information
 Operations and Reports

WORLDWIDE U.S. ACTIVE DUTY MILITARY DEATHS
 BY CAUSE OF CASUALTY AND MILITARY SERVICE
 ALL DEATHS FROM 1 JAN 1988 TO 30 SEP 1988

CAUSE OF CASUALTY	USA	USN	USAF	USMC	TOTAL
HOSTILE ACTION					
GUNSHOT OR SMALL ARMS FIRE	0	0	0	1	1
BOMB EXPLOSION	0	2	0	0	2
SUBTOTAL	0	2	0	1	3
ACCIDENT					
GUNSHOT OR SMALL ARMS FIRE	10	0	0	4	14
ARTILLERY OR ROCKET MORAR FIRE	1	0	0	1	2
OTHER EXPLOSIVE DEVICE (GRENADE/MINE/BOOBY TRAP)	0	0	0	1	1
PARACHUTE ACCIDENT OR FAILURE	3	0	0	0	3
FELL OR LOST OVERBOARD (FROM A SHIP)	0	1	0	0	1
AIRCRAFT LOSS OR CRASH AT SEA	0	15	0	2	17
AIRCRAFT LOSS OR CRASH NOT AT SEA	44	11	38	11	104
VEHICLE LOSS OR ACCIDENT (EXCEPT AIRCRAFT)	222	186	101	64	573
FIRE OR BURNS	3	6	0	0	9
FALL OR JUMP	8	3	0	1	12
DROWNING	17	22	6	2	47
SUFFOCATION	0	1	0	1	2
ELECTROCUTION	5	0	0	1	6
ALCOHOL ABUSE OR OVERDOSE	1	0	0	0	1
DRUG ABUSE OR OVERDOSE	2	1	0	0	3
POISONING (EXCEPT CARBON MONOXIDE)	1	1	0	0	2
POISONING - CARBON MONOXIDE	0	2	0	0	2
STRANGULATION	1	0	0	0	1

Prepared by: Washington Headquarters Services
 Directorate for Information
 Operations and Reports

WORLDWIDE U.S. ACTIVE DUTY MILITARY DEATHS
 BY CAUSE OF CASUALTY AND MILITARY SERVICE
 ALL DEATHS FROM 1 JAN 1988 TO 30 SEP 1988

CAUSE OF CASUALTY	USA	USN	USAF	USMC	TOTAL
BEATING	0	0	0	1	1
OTHER	4	6	3	2	15
SUBTOTAL	322	255	148	91	816
ILLNESS OR DISEASE					
HEART ATTACK OR HEART-ASSOCIATED CONDITION	73	41	37	12	163
STROKE OR CEREBROVASCULAR ACCIDENT	1	4	1	0	6
RESPIRATORY FAILURE	4	2	0	1	7
CANCER	7	5	2	0	14
PNEUMONIA	3	1	0	0	4
HEPATITIS	1	0	0	0	1
ALCOHOL ABUSE OR OVERDOSE	1	0	0	0	1
OTHER	22	11	7	2	42
SUBTOTAL	112	64	47	15	238
HOMICIDE - CIVIL					
GUNSHOT OR SMALL ARMS FIRE	13	11	9	6	39
STABBING	7	8	3	2	20
STRANGULATION	2	0	0	0	2
BEATING	1	1	1	0	3
SUBTOTAL	23	20	13	8	64
SUICIDE					
GUNSHOT OR SMALL ARMS FIRE	46	19	42	14	121

Prepared by: Washington Headquarters Services
 Directorate for Information
 Operations and Reports

WORLDWIDE U.S. ACTIVE DUTY MILITARY DEATHS
 BY CAUSE OF CASUALTY AND MILITARY SERVICE
 ALL DEATHS FROM 1 JAN 1988 TO 30 SEP 1988

CAUSE OF CASUALTY	USA	USN	USAF	USMC	TOTAL
FELL OR LOST OVERBOARD (FROM A SHIP)	0	1	0	0	1
FALL OR JUMP	1	3	2	0	6
STABBING	0	2	0	0	2
DRUG ABUSE OR OVERDOSE	1	1	1	0	3
POISONING - CARBON MONOXIDE	2	1	7	2	12
STRANGULATION	2	0	0	0	2
HANGING	10	16	17	1	44
OTHER	0	0	4	0	4
SUBTOTAL	62	43	73	17	195
OTHER					
GUNSHOT OR SMALL ARMS FIRE	2	10	0	0	12
FALL OR JUMP	0	0	1	0	1
DROWNING	0	0	1	0	1
SUFFOCATION	0	0	1	0	1
DRUG ABUSE OR OVERDOSE	1	0	1	0	2
POISONING - CARBON MONOXIDE	0	1	0	0	1
HANGING	1	2	0	0	3
OTHER	3	10	5	0	18
CAUSE NOT REPORTED	7	12	0	3	22
SUBTOTAL	14	35	9	3	61
TOTAL DEATHS	533	419	290	135	1377

Prepared by: Washington Headquarters Services
 Directorate for Information
 Operations and Reports

GLOSSARY OF TERMS

Active Duty. Full-time duty in active military service, regardless of duration or purpose. The term includes active duty for training.

Active Duty for Training. A tour of active duty that is used for training members of the reserve components to provide trained units and qualified persons to fill the needs of the military services in time of war or national emergency and such other times as national security requires. The tour of duty is under orders that provide for return to nonactive duty status when the period of active duty for training is completed. It includes annual training, special tours of active duty for training, school tours, and the initial tour performed by nonprior service enlistees.

Casualty. Any person who is lost to the organization by reasons of having been declared dead, missing, captured, interned, wounded, injured, or seriously ill.

Hostile, Hostile Conditions or Hostile Actions. Meets the requirements of a battle casualty. A battle casualty is any casualty incurred in action. "In action" characterizes the casualty status as having been the direct result of hostile action; sustained in combat or relating thereto; or sustained going to or returning from a combat mission provided that the occurrence was directly related to hostile action. Included are persons killed or wounded mistakenly or accidentally by friendly fire directed at a hostile force or what is thought to be a hostile force. However, injuries due to the elements or self-inflicted wounds and, except in unusual cases, wounds or deaths inflicted by a friendly force while the individual is in an absent-without-leave or dropped from the rolls status or who is voluntarily absent from a place of duty are not to be considered as sustained in action and are, thereby, not to be interpreted as battle casualties.

Died. Active duty military personnel lost to their organization by reason of having been declared dead.

Missing. Active duty military personnel who are not present at their duty station due to apparent involuntary reasons and whose location is not known. Excluded are personnel who are in an absent-without-leave or deserter status or those who have been dropped from the rolls of their military service.

Captured or Interned. Active duty military personnel who have been detained as the result of action of an unfriendly military or paramilitary force in a foreign country.

Returned to Military Control (RMC). Active duty military personnel previously missing, captured, or interned who have been returned to U.S. military authority.