

REF: ENF COPY

13

L02

Department of Defense  
**SELECTED MEDICAL CARE STATISTICS**

Quarter Ending September 30, 1988

AD-A202 499

DTIC  
ELECTE  
S JAN 23 1989 D  
R



DISTRIBUTION STATEMENT A  
Approved for public release  
Distribution Unlimited

89 1 18 098

# Department of Defense Selected Medical Care Statistics

Quarter Ending September 30, 1988

Washington Headquarters Services  
Directorate for Information  
Operations and Reports

Accession For	
NTIS	<input checked="" type="checkbox"/> CRAS1
DTIC	<input type="checkbox"/> TAB
Unannounced Justification <input type="checkbox"/>	
By	
Distribution /	
Availability Codes	
Dist	Avail and/or Special
A-1	

~~FOR SALE BY THE SUPERINTENDENT OF DOCUMENTS  
U.S. GOVERNMENT PRINTING OFFICE  
WASHINGTON, D.C. 20402~~

DTIC and NTIS identification number for this publication is DIOR/LO2-88/04.



(A)

THIS document

FOREWORD

Selected Medical Care Statistics (SMCS) is a quarterly publication prepared by the Washington Headquarters Services, Directorate for Information Operations and Reports (WHS/DIOR) of the Office of the Secretary of Defense.

SMCS presents quarterly summary data concerning medical care provided at fixed military medical facilities located in (44) the United States and (12) outside the United States, in territories, possessions and foreign countries. This publication contains pie charts which are based on the percent of the worldwide DoD total for each of the categories. Admissions and beds occupied by dependents of other uniformed personnel (PHS, CG, NOAA) are less than one percent and are included in the other category.

This annual fiscal year edition also contains consolidated data for fiscal year 1988 as well as five year comparison tables for fiscal years 1984 - 1988. Fiscal year data for operating beds, operating bassinets, and beds occupied are generated by averaging the quarterly sets of data received during the fiscal year. *Figures: out-patient results, live births, Tables data, Statistical data. (KR)*

This publication is generated from a computerized data base developed and maintained in consonance with Department of Defense Instruction (DoDI) 6015.14, November 14, 1977, under Reports Control Symbol HA(Q)1474 by the Manpower Management Information Division of WHS/DIOR.

↑

## TABLE OF CONTENTS

TABLE NUMBER	FOURTH QUARTER, FY 1988	PAGE
Table 1.1	Operating Beds/Operating Bassinets/Beds Occupied - Worldwide.....	1
Figure 1.1	Beds Occupied - Percent of DoD Total Worldwide.....	3
Table 1.2	Operating Beds/Operating Bassinets/Beds Occupied - United States.....	4
Table 1.3	Operating Beds/Operating Bassinets/Beds Occupied - Outside United States.....	6
Table 2.1	Admissions - Worldwide.....	8
Figure 2.1	Admissions - Percent of DoD Total Worldwide.....	10
Table 2.2	Admissions - United States.....	11
Table 2.3	Admissions - Outside United States.....	13
Table 3.1	Outpatient Visits and Live Births - Worldwide.....	15
Figure 3.1	Outpatient Visits - Percent of Worldwide Total.....	17
Table 3.2	Outpatient Visits and Live Births - United States.....	18
Table 3.3	Outpatient Visits and Live Births - Outside United States.....	20
FISCAL YEAR 1988		
Table 4.1	Average Operating Beds/Operating Bassinets/Beds Occupied - Worldwide.....	23

Figure 4.1	Average Operating Beds-Percent of DoD Total Worldwide - Fiscal Year 1988.....	25
Table 5.1	Admissions - Worldwide.....	26
Figure 5.1	Admissions-Percent of DoD Total Worldwide - Fiscal Year 1988.....	28
Table 6.1	Outpatient Visits and Live Births - Worldwide.....	29
Figure 6.1	Outpatient Visits-Percent of Worldwide Total - Fiscal Year 1988.....	31

FIVE YEAR COMPARISON

Table 7.1	Average Operating Beds/Operatng Bassinets/Beds Occupied - Worldwide.....	33
Figure 7.1	Average Operating Beds-Number of Total DoD Worldwide - FY84-FY88.....	35
Table 8.1	Admissions - Worldwide.....	36
Figure 8.1	Admissions-Number of DoD Total Worldwide - FY84-FY88.....	38
Table 9.1	Outpatient Visits and Live Births - Worldwide.....	39
Figure 9.1	Outpatient Visits - Number of DoD Total Worldwide - FY84-FY88.....	41

GLOSSARY.....	42
---------------	----

**FOURTH QUARTER, FY 1988**

**TABLE 1.1  
DEPARTMENT OF DEFENSE  
SELECTED DATA CONCERNING MEDICAL CARE  
PROVIDED AT FIXED MILITARY FACILITIES  
FOR QUARTER ENDING SEPTEMBER 30, 1988**

OPERATING BEDS - WORLDWIDE		DOD TOTAL	ARMY FACILITIES	NAVY FACILITIES	AIR FORCE FACILITIES
1. NUMBER OF OPERATING BEDS	- TOTAL	15,457	7,037	3,357	5,063
2. NUMBER OF OPERATING BASSINETS	- TOTAL	1,885	568	240	1,077
3. NUMBER OF BEDS OCCUPIED (DAILY AVERAGE)	- TOTAL	12,170	5,946	2,618	3,606
4. BEDS OCCUPIED BY US ACTIVE DUTY UNIFORMED PERSONNEL	- TOTAL	4,726	2,221	1,367	1,138
A. MILITARY	- TOTAL	4,683	2,212	1,344	1,127
(1) ARMY		2,094	1,894	56	144
(2) NAVY-MARINE CORPS		1,505	157	1,250	98
(3) AIR FORCE		1,084	161	38	885
B. OTHER UNIFORMED PERSONNEL (PHS,CG,NOAA)	- TOTAL	43	9	23	11
5. BEDS OCCUPIED BY RETIRED US UNIFORMED PERSONNEL	- TOTAL	1,868	970	295	603
A. RETIRED MILITARY	- TOTAL	1,850	963	290	597
(1) ARMY		785	637	39	109
(2) NAVY-MARINE CORPS		409	117	205	87
(3) AIR FORCE		656	209	46	401
B. OTHER RETIRED UNIFORMED PERSONNEL (PHS,CG,NOAA)	- TOTAL	18	7	5	6

Prepared by: Washington Headquarters Services  
Directorate for Information  
Operations and Reports

**TABLE 1.1  
DEPARTMENT OF DEFENSE  
SELECTED DATA CONCERNING MEDICAL CARE  
PROVIDED AT FIXED MILITARY FACILITIES  
FOR QUARTER ENDING SEPTEMBER 30, 1988**

OPERATING BEDS - WORLDWIDE		DOD TOTAL	ARMY FACILITIES	NAVY FACILITIES	AIR FORCE FACILITIES
6.	BEDS OCCUPIED BY DEPENDENTS OF US ACTIVE DUTY MILITARY PERSONNEL	- TOTAL 3,446	1,624	652	1,170
	(1) ARMY	1,485	1,308	34	143
	(2) NAVY-MARINE CORPS	798	135	560	103
	(3) AIR FORCE	1,163	181	58	924
7.	BEDS OCCUPIED BY DEPENDENTS OF RETIRED AND DECEASED US MILITARY PERSONNEL	- TOTAL 1,552	749	228	575
	(1) ARMY	652	503	36	113
	(2) NAVY-MARINE CORPS	329	88	157	84
	(3) AIR FORCE	571	158	35	378
8.	BEDS OCCUPIED BY DEPENDENTS OF OTHER UNIFORMED PERSONNEL (PHS, CG, NOAA)	- TOTAL 34	10	11	13
9.	BEDS OCCUPIED BY ALL OTHER BENEFICIARIES	- TOTAL 544	372	65	107

Prepared by: Washington Headquarters Services  
Directorate for Information  
Operations and Reports



OPERATING BEDS—PERCENT OF DoD TOTAL WORLDWIDE

QUARTER ENDING SEPTEMBER 30, 1988

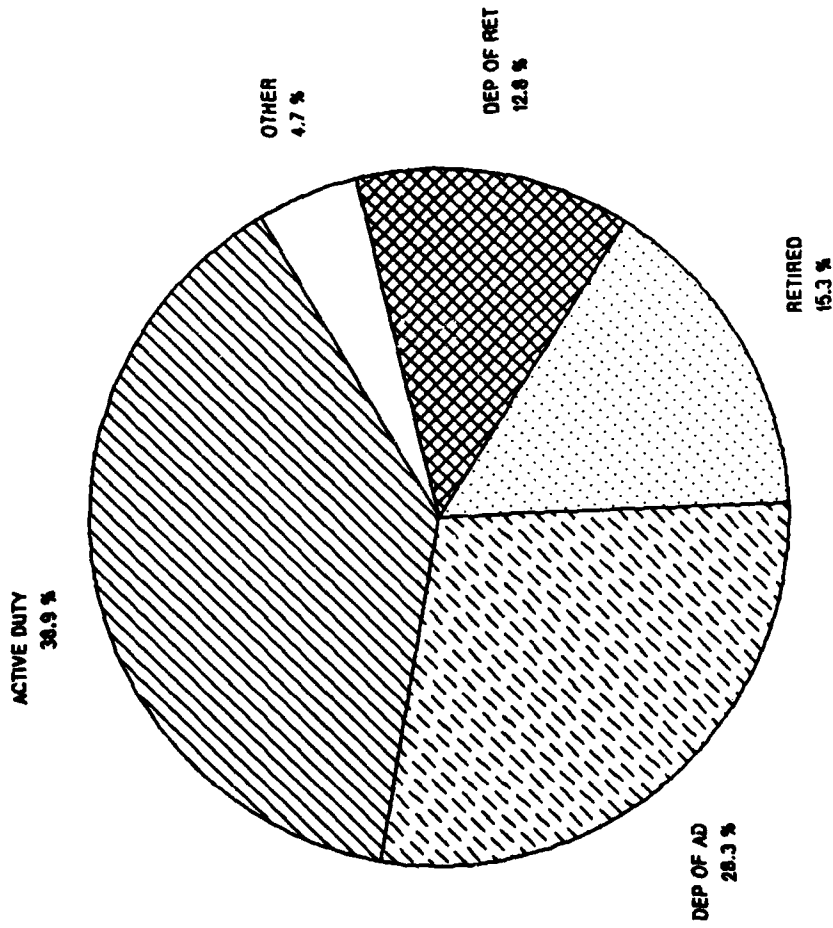


FIGURE 1.1

Prepared by: Washington Headquarters Services  
Directorate for Information  
Operations and Reports

**TABLE 1.2  
DEPARTMENT OF DEFENSE  
SELECTED DATA CONCERNING MEDICAL CARE  
PROVIDED AT FIXED MILITARY FACILITIES  
FOR QUARTER ENDING SEPTEMBER 30, 1988**

OPERATING BEDS - UNITED STATES		DOD TOTAL	ARMY FACILITIES	NAVY FACILITIES	AIR FORCE FACILITIES
1. NUMBER OF OPERATING BEDS	- TOTAL	12,943	5,540	2,969	4,434
2. NUMBER OF OPERATING BASSINETS	- TOTAL	1,529	405	198	926
3. NUMBER OF BEDS OCCUPIED (DAILY AVERAGE)	- TOTAL	10,310	4,891	2,301	3,118
4. BEDS OCCUPIED BY US ACTIVE DUTY UNIFORMED PERSONNEL	- TOTAL	3,786	1,661	1,197	928
A. MILITARY	- TOTAL	3,744	1,652	1,175	917
(1) ARMY		1,550	1,385	51	114
(2) NAVY-MARINE CORPS		1,319	141	1,096	82
(3) AIR FORCE		875	126	28	721
B. OTHER UNIFORMED PERSONNEL (PHS, CG, NOAA)	- TOTAL	42	9	22	11
5. BEDS OCCUPIED BY RETIRED US UNIFORMED PERSONNEL	- TOTAL	1,802	938	281	583
A. RETIRED MILITARY	- TOTAL	1,784	931	276	577
(1) ARMY		754	613	36	105
(2) NAVY-MARINE CORPS		394	115	197	82
(3) AIR FORCE		636	203	43	390
B. OTHER RETIRED UNIFORMED PERSONNEL (PHS, CG, NOAA)	- TOTAL	18	7	5	6

Prepared by: Washington Headquarters Services  
Directorate for Information  
Operations and Reports

**TABLE 1.2  
DEPARTMENT OF DEFENSE  
SELECTED DATA CONCERNING MEDICAL CARE  
PROVIDED AT FIXED MILITARY FACILITIES  
FOR QUARTER ENDING SEPTEMBER 30, 1988**

OPERATING BEDS - UNITED STATES	DOD TOTAL	ARMY FACILITIES	NAVY FACILITIES	AIR FORCE FACILITIES
6. BEDS OCCUPIED BY DEPENDENTS OF US ACTIVE DUTY MILITARY PERSONNEL	- TOTAL 2,720	1,237	539	944
(1) ARMY	1,118	981	27	110
(2) NAVY-MARINE CORPS	698	127	482	89
(3) AIR FORCE	904	129	30	745
7. BEDS OCCUPIED BY DEPENDENTS OF RETIRED AND DECEASED US MILITARY PERSONNEL	- TOTAL 1,510	731	220	559
(1) ARMY	635	491	34	110
(2) NAVY-MARINE CORPS	317	86	152	79
(3) AIR FORCE	558	154	34	370
8. BEDS OCCUPIED BY DEPENDENTS OF OTHER UNIFORMED PERSONNEL (PHS, CG, NDAAs)	- TOTAL 33	10	10	13
9. BEDS OCCUPIED BY ALL OTHER BENEFICIARIES	- TOTAL 459	314	54	91

Prepared by: Washington Headquarters Services  
Directorate for Information  
Operations and Reports

**TABLE 1.3  
DEPARTMENT OF DEFENSE  
SELECTED DATA CONCERNING MEDICAL CARE  
PROVIDED AT FIXED MILITARY FACILITIES  
FOR QUARTER ENDING SEPTEMBER 30, 1988**

OPERATING BEDS - OUTSIDE UNITED STATES	DOD TOTAL	ARMY FACILITIES	NAVY FACILITIES	AIR FORCE FACILITIES
1. NUMBER OF OPERATING BEDS - TOTAL	2,514	1,497	388	629
2. NUMBER OF OPERATING BASSINETS - TOTAL	356	163	42	151
3. NUMBER OF BEDS OCCUPIED (DAILY AVERAGE) - TOTAL	1,860	1,055	317	488
4. BEDS OCCUPIED BY US ACTIVE DUTY UNIFORMED PERSONNEL - TOTAL	940	560	170	210
A. MILITARY - TOTAL	939	560	169	210
(1) ARMY	544	509	5	30
(2) NAVY-MARINE CORPS	186	16	154	16
(3) AIR FORCE	209	35	10	164
B. OTHER UNIFORMED PERSONNEL (PHS,CG,NOAA) - TOTAL	1	0	1	0
5. BEDS OCCUPIED BY RETIRED US UNIFORMED PERSONNEL - TOTAL	66	32	14	20
A. RETIRED MILITARY - TOTAL	66	32	14	20
(1) ARMY	31	24	3	4
(2) NAVY-MARINE CORPS	15	2	8	5
(3) AIR FORCE	20	6	3	11
B. OTHER RETIRED UNIFORMED PERSONNEL (PHS,CG,NOAA) - TOTAL	0	0	0	0

Prepared by: Washington Headquarters Services  
Directorate for Information  
Operations and Reports

**TABLE 1.3  
DEPARTMENT OF DEFENSE  
SELECTED DATA CONCERNING MEDICAL CARE  
PROVIDED AT FIXED MILITARY FACILITIES  
FOR QUARTER ENDING SEPTEMBER 30, 1988**

OPERATING BEDS - OUTSIDE UNITED STATES	DOD TOTAL	ARMY FACILITIES	NAVY FACILITIES	AIR FORCE FACILITIES
6. BEDS OCCUPIED BY DEPENDENTS OF US ACTIVE DUTY MILITARY PERSONNEL	726	387	113	226
(1) ARMY	367	327	7	33
(2) NAVY-MARINE CORPS	100	8	78	14
(3) AIR FORCE	259	52	28	179
7. BEDS OCCUPIED BY DEPENDENTS OF RETIRED AND DECEASED US MILITARY PERSONNEL	42	18	8	16
(1) ARMY	17	12	2	3
(2) NAVY-MARINE CORPS	12	2	5	5
(3) AIR FORCE	13	4	1	8
8. BEDS OCCUPIED BY DEPENDENTS OF OTHER UNIFORMED PERSONNEL (PHS,CG,NOAA)	1	0	1	0
9. BEDS OCCUPIED BY ALL OTHER BENEFICIARIES	85	58	11	16

Prepared by: Washington Headquarters Services  
Directorate for Information  
Operations and Reports

**TABLE 2.1  
DEPARTMENT OF DEFENSE  
SELECTED DATA CONCERNING MEDICAL CARE  
PROVIDED AT FIXED MILITARY FACILITIES  
FOR QUARTER ENDING SEPTEMBER 30, 1988**

ADMISSIONS - WORLDWIDE		DOD TOTAL	ARMY FACILITIES	NAVY FACILITIES	AIR FORCE FACILITIES
10. NUMBER OF ADMISSIONS	- TOTAL	222,503	105,610	47,939	68,954
11. ADMISSIONS OF US ACTIVE DUTY UNIFORMED PERSONNEL	- TOTAL	70,345	31,674	20,069	18,602
A. MILITARY	- TOTAL	69,770	31,535	19,793	18,442
(1) ARMY		29,899	27,593	708	1,598
(2) NAVY-MARINE CORPS		21,518	1,904	18,405	1,209
(3) AIR FORCE		18,353	2,038	680	15,635
B. OTHER UNIFORMED PERSONNEL (PHS,CG,NOAA)	- TOTAL	575	139	276	160
12. ADMISSIONS OF RETIRED US UNIFORMED PERSONNEL	- TOTAL	24,582	12,570	4,151	7,861
A. ADMISSIONS OF RETIRED MILITARY		24,368	12,486	4,073	7,809
(1) ARMY		10,411	8,362	616	1,433
(2) NAVY-MARINE CORPS		5,393	1,475	2,830	1,088
(3) AIR FORCE		8,564	2,649	627	5,288
B. ADMISSIONS OF OTHER RETIRED UNIFORMED PERSONNEL (PHS,CG,NOAA)	- TOTAL	214	84	78	52

Prepared by: Washington Headquarters Services  
Directorate for Information  
Operations and Reports

**TABLE 2.1  
DEPARTMENT OF DEFENSE  
SELECTED DATA CONCERNING MEDICAL CARE  
PROVIDED AT FIXED MILITARY FACILITIES  
FOR QUARTER ENDING SEPTEMBER 30, 1988**

ADMISSIONS - WORLDWIDE		DOD TOTAL	ARMY FACILITIES	NAVY FACILITIES	AIR FORCE FACILITIES
13.	ADMISSIONS OF DEPENDENTS OF US ACTIVE DUTY PERSONNEL (PHS, CG, NOAA)	- TOTAL	42,492	18,317	30,194
	A. ARMY	39,104	35,198	890	3,016
	B. NAVY-MARINE CORPS	21,704	3,351	15,909	2,444
	C. AIR FORCE	30,195	3,943	1,518	24,734
14.	ADMISSIONS OF DEPENDENTS OF RETIRED AND DECEASED US MILITARY PERSONNEL	- TOTAL	11,668	4,116	9,323
	A. ARMY	10,308	7,914	646	1,748
	B. NAVY-MARINE CORPS	5,560	1,334	2,898	1,328
	C. AIR FORCE	9,239	2,420	572	6,247
15.	ADMISSIONS OF DEPENDENTS OF OTHER UNIFORMED PERSONNEL (PHS, CG, NOAA)	- TOTAL	234	278	330
16.	ADMISSIONS OF ALL OTHER BENEFICIARIES	- TOTAL	6,972	1,008	2,644

Prepared by: Washington Headquarters Services  
Directorate for Information  
Operations and Reports

ADMISSIONS-PERCENT OF DoD TOTAL WORLDWIDE  
QUARTER ENDING SEPTEMBER 30, 1988

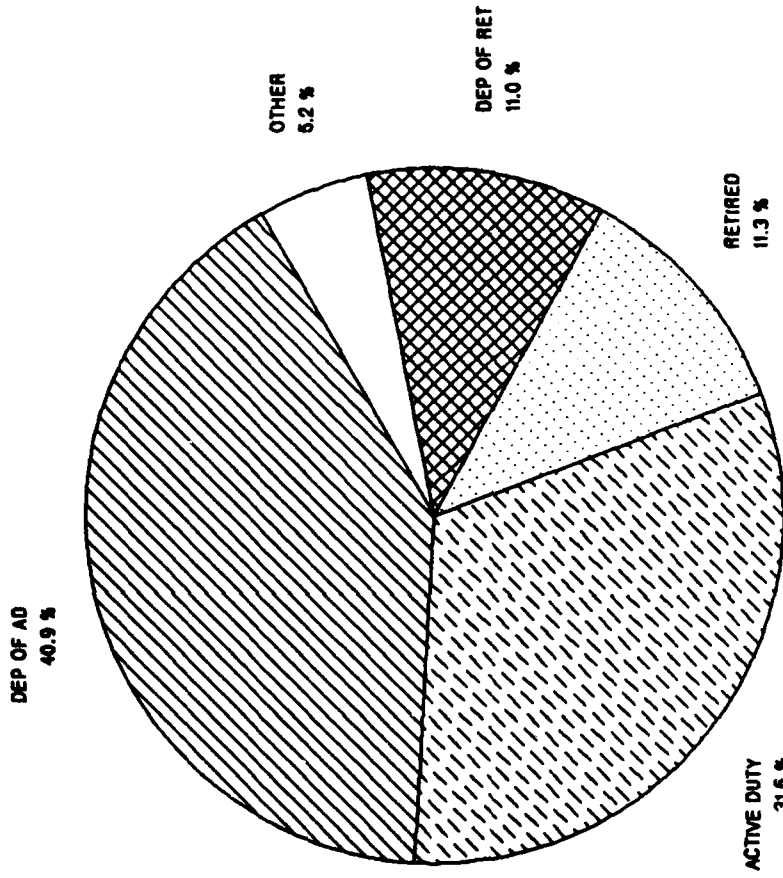


FIGURE 2.1

Prepared by: Washington Headquarters Services  
Directorate for Information  
Operations and Reports



**TABLE 2.2  
DEPARTMENT OF DEFENSE  
SELECTED DATA CONCERNING MEDICAL CARE  
PROVIDED AT FIXED MILITARY FACILITIES  
FOR QUARTER ENDING SEPTEMBER 30, 1988**

ADMISSIONS - UNITED STATES		DOD TOTAL	ARMY FACILITIES	NAVY FACILITIES	AIR FORCE FACILITIES
10. NUMBER OF ADMISSIONS	- TOTAL	186,377	86,555	40,910	58,912
11. ADMISSIONS OF US ACTIVE DUTY UNIFORMED PERSONNEL	- TOTAL	56,091	24,098	17,179	14,814
A. MILITARY	- TOTAL	55,540	23,960	16,923	14,657
(1) ARMY		22,553	20,768	625	1,160
(2) NAVY-MARINE CORPS		18,584	1,727	15,881	976
(3) AIR FORCE		14,403	1,465	417	12,521
B. OTHER UNIFORMED PERSONNEL (PHS, CG, NOAA)	- TOTAL	551	138	256	157
12. ADMISSIONS OF RETIRED US UNIFORMED PERSONNEL	- TOTAL	23,736	12,154	3,945	7,637
A. ADMISSIONS OF RETIRED MILITARY		23,526	12,070	3,869	7,587
(1) ARMY		10,002	8,054	557	1,391
(2) NAVY-MARINE CORPS		5,194	1,450	2,710	1,034
(3) AIR FORCE		8,330	2,566	602	5,162
B. ADMISSIONS OF OTHER RETIRED UNIFORMED PERSONNEL (PHS, CG, NOAA)	- TOTAL	210	84	76	50

Prepared by: Washington Headquarters Services  
Directorate for Information  
Operations and Reports

**TABLE 2.2  
DEPARTMENT OF DEFENSE  
SELECTED DATA CONCERNING MEDICAL CARE  
PROVIDED AT FIXED MILITARY FACILITIES  
FOR QUARTER ENDING SEPTEMBER 30, 1988**

ADMISSIONS - UNITED STATES		DOD TOTAL	ARMY FACILITIES	NAVY FACILITIES	AIR FORCE FACILITIES
13.	ADMISSIONS OF DEPENDENTS OF US ACTIVE DUTY PERSONNEL (PHS,CG,NOAA)	72,418	32,627	14,923	24,868
	- TOTAL				
	A. ARMY	29,658	26,678	710	2,270
	B. NAVY-MARINE CORPS	19,022	3,211	13,600	2,211
	C. AIR FORCE	23,738	2,738	613	20,387
14.	ADMISSIONS OF DEPENDENTS OF RETIRED AND DECEASED US MILITARY PERSONNEL	24,385	11,415	3,907	9,063
	- TOTAL				
	A. ARMY	10,049	7,762	580	1,707
	B. NAVY-MARINE CORPS	5,340	1,313	2,778	1,249
	C. AIR FORCE	8,996	2,340	549	6,107
15.	ADMISSIONS OF DEPENDENTS OF OTHER UNIFORMED PERSONNEL (PHS,CG,NOAA)	828	234	267	327
	- TOTAL				
16.	ADMISSIONS OF ALL OTHER BENEFICIARIES	8,919	6,027	689	2,203
	- TOTAL				

Prepared by: Washington Headquarters Services  
Directorate for Information  
Operations and Reports

**TABLE 2.3  
DEPARTMENT OF DEFENSE  
SELECTED DATA CONCERNING MEDICAL CARE  
PROVIDED AT FIXED MILITARY FACILITIES  
FOR QUARTER ENDING SEPTEMBER 30, 1988**

ADMISSIONS - OUTSIDE UNITED STATES		DOD TOTAL	ARMY FACILITIES	NAVY FACILITIES	AIR FORCE FACILITIES
10. NUMBER OF ADMISSIONS	- TOTAL	36,126	19,055	7,029	10,042
11. ADMISSIONS OF US ACTIVE DUTY UNIFORMED PERSONNEL	- TOTAL	14,254	7,576	2,890	3,788
A. MILITARY	- TOTAL	14,230	7,575	2,870	3,785
(1) ARMY		7,346	6,825	83	438
(2) NAVY-MARINE CORPS		2,934	177	2,524	233
(3) AIR FORCE		3,950	573	263	3,114
B. OTHER UNIFORMED PERSONNEL (PHS, CG, NOAA)	- TOTAL	24	1	20	3
12. ADMISSIONS OF RETIRED US UNIFORMED PERSONNEL	- TOTAL	846	416	206	224
A. ADMISSIONS OF RETIRED MILITARY		842	416	204	222
(1) ARMY		409	308	59	42
(2) NAVY-MARINE CORPS		199	25	120	54
(3) AIR FORCE		234	83	25	126
B. ADMISSIONS OF OTHER RETIRED UNIFORMED PERSONNEL (PHS, CG, NOAA)	- TOTAL	4	0	2	2

Prepared by: Washington Headquarters Services  
Directorate for Information  
Operations and Reports

**TABLE 2.3  
DEPARTMENT OF DEFENSE  
SELECTED DATA CONCERNING MEDICAL CARE  
PROVIDED AT FIXED MILITARY FACILITIES  
FOR QUARTER ENDING SEPTEMBER 30, 1988**

ADMISSIONS - OUTSIDE UNITED STATES		DOD TOTAL	ARMY FACILITIES	NAVY FACILITIES	AIR FORCE FACILITIES	
13.	ADMISSIONS OF DEPENDENTS OF US ACTIVE DUTY PERSONNEL (PHS, CG, NOAA)	- TOTAL	18,585	9,865	3,394	5,326
	A. ARMY	9,446	8,520	180	746	
	B. NAVY-MARINE CORPS	2,682	140	2,309	233	
	C. AIR FORCE	6,457	1,205	905	4,347	
14.	ADMISSIONS OF DEPENDENTS OF RETIRED AND DECEASED US MILITARY PERSONNEL	- TOTAL	722	253	209	260
	A. ARMY	259	152	66	41	
	B. NAVY-MARINE CORPS	220	21	120	79	
	C. AIR FORCE	243	80	23	140	
15.	ADMISSIONS OF DEPENDENTS OF OTHER UNIFORMED PERSONNEL (PHS, CG, NOAA)	- TOTAL	14	0	11	3
16.	ADMISSIONS OF ALL OTHER BENEFICIARIES	- TOTAL	1,705	945	319	441

Prepared by: Washington Headquarters Services  
Directorate for Information  
Operations and Reports

**TABLE 3.1  
DEPARTMENT OF DEFENSE  
SELECTED DATA CONCERNING MEDICAL CARE  
PROVIDED AT FIXED MILITARY FACILITIES  
FOR QUARTER ENDING SEPTEMBER 30, 1988**

OUTPATIENT VISITS - WORLDWIDE		DOD TOTAL	ARMY FACILITIES	NAVY FACILITIES	AIR FORCE FACILITIES
17. NUMBER OF OUTPATIENT VISITS	- TOTAL	11,448,018	5,093,413	2,528,378	3,826,227
18. OUTPATIENT VISITS BY US ACTIVE DUTY UNIFORMED PERSONNEL	- TOTAL	4,767,325	2,038,092	1,427,463	1,301,770
A. MILITARY	- TOTAL	4,748,969	2,033,232	1,417,995	1,297,742
(1) ARMY		2,004,963	1,924,257	19,184	61,522
(2) NAVY-MARINE CORPS		1,476,032	53,489	1,384,770	37,773
(3) AIR FORCE		1,267,974	55,486	14,041	1,198,447
B. OTHER UNIFORMED PERSONNEL (PHS, CG, NOAA)	- TOTAL	18,356	4,860	9,468	4,028
19. OUTPATIENT VISITS BY RETIRED US UNIFORMED PERSONNEL - TOTAL		972,450	446,769	140,977	384,704
20. OUTPATIENT VISITS BY DEPENDENTS OF US ACTIVE DUTY UNIFORMED PERSONNEL	- TOTAL	3,732,766	1,677,386	600,873	1,454,507
A. DEPENDENTS OF MILITARY PERSONNEL	- TOTAL	3,706,080	1,670,236	591,445	1,444,399
(1) ARMY		1,580,917	1,451,561	24,334	105,022
(2) NAVY-MARINE CORPS		710,139	97,125	543,863	69,151
(3) AIR FORCE		1,415,024	121,550	23,248	1,270,226
B. DEPENDENTS OF OTHER UNIFORMED PERSONNEL (PHS, CG, NOAA)	- TOTAL	26,686	7,150	9,428	10,108

Prepared by: Washington Headquarters Services  
Directorate for Information  
Operations and Reports

**TABLE 3.1  
DEPARTMENT OF DEFENSE  
SELECTED DATA CONCERNING MEDICAL CARE  
PROVIDED AT FIXED MILITARY FACILITIES  
FOR QUARTER ENDING SEPTEMBER 30, 1988**

OUTPATIENT VISITS - WORLDWIDE	DOD TOTAL	ARMY FACILITIES	NAVY FACILITIES	AIR FORCE FACILITIES
21. OUTPATIENT VISITS BY DEPENDENTS OF RETIRED AND DECEASED US UNIFORMED PERSONNEL - TOTAL	1,246,678	538,663	155,149	552,866
22. OUTPATIENT VISITS BY ALL OTHER BENEFICIARIES - TOTAL	728,799	392,503	203,916	132,380
23. NUMBER OF LIVE BIRTHS - TOTAL	25,428	10,917	5,691	8,820

Prepared by: Washington Headquarters Services  
Directorate for Information  
Operations and Reports

OUTPATIENT VISITS—PERCENT OF WORLDWIDE TOTAL

QUARTER ENDING SEPTEMBER 30, 1988

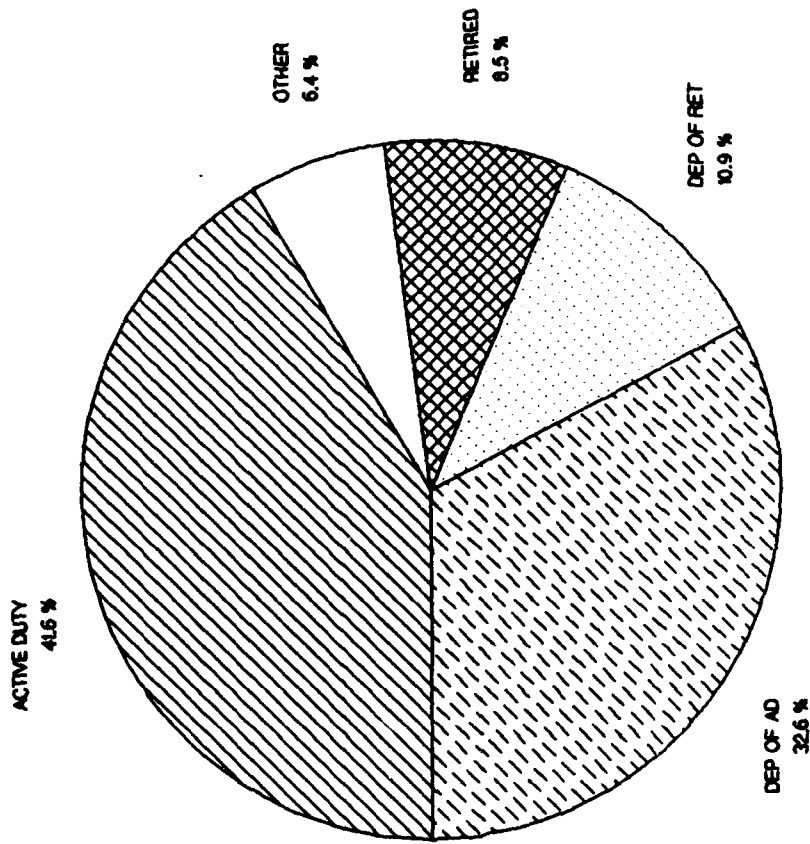


FIGURE 3.1

Prepared by: Washington Headquarters Services  
Directorate for Information  
Operations and Reports

**TABLE 3.2  
DEPARTMENT OF DEFENSE  
SELECTED DATA CONCERNING MEDICAL CARE  
PROVIDED AT FIXED MILITARY FACILITIES  
FOR QUARTER ENDING SEPTEMBER 30, 1988**

OUTPATIENT VISITS - UNITED STATES		DOD TOTAL	ARMY FACILITIES	NAVY FACILITIES	AIR FORCE FACILITIES
17.	NUMBER OF OUTPATIENT VISITS - TOTAL	9,616,510	4,105,960	2,283,510	3,227,040
18.	OUTPATIENT VISITS BY US ACTIVE DUTY UNIFORMED PERSONNEL	3,873,110	1,530,204	1,319,338	1,023,568
	A. MILITARY	3,855,438	1,525,352	1,310,520	1,019,566
	(1) ARMY	1,491,296	1,434,129	16,885	40,282
	(2) NAVY-MARINE CORPS	1,364,364	49,596	1,284,713	30,055
	(3) AIR FORCE	999,778	41,627	8,922	949,229
	B. OTHER UNIFORMED PERSONNEL (PHS, CG, NOAA)	17,672	4,852	8,818	4,002
19.	OUTPATIENT VISITS BY RETIRED US UNIFORMED PERSONNEL - TOTAL	942,277	433,004	132,885	376,388
20.	OUTPATIENT VISITS BY DEPENDENTS OF US ACTIVE DUTY UNIFORMED PERSONNEL	2,962,332	1,268,946	519,112	1,174,274
	A. DEPENDENTS OF MILITARY PERSONNEL	2,937,678	1,261,807	511,405	1,164,466
	(1) ARMY	1,169,449	1,072,047	20,368	77,034
	(2) NAVY-MARINE CORPS	633,460	93,200	477,151	63,109
	(3) AIR FORCE	1,134,769	96,560	13,886	1,024,323
	B. DEPENDENTS OF OTHER UNIFORMED PERSONNEL (PHS, CG, NOAA)	24,654	7,139	7,707	9,808

Prepared by: Washington Headquarters Services  
Directorate for Information  
Operations and Reports



**TABLE 3.2  
DEPARTMENT OF DEFENSE  
SELECTED DATA CONCERNING MEDICAL CARE  
PROVIDED AT FIXED MILITARY FACILITIES  
FOR QUARTER ENDING SEPTEMBER 30, 1988**

OUTPATIENT VISITS - UNITED STATES	DOD TOTAL	ARMY FACILITIES	NAVY FACILITIES	AIR FORCE FACILITIES
21. OUTPATIENT VISITS BY DEPENDENTS OF RETIRED AND DECEASED US UNIFORMED PERSONNEL - TOTAL	1,218,521	529,606	145,263	543,652
22. OUTPATIENT VISITS BY ALL OTHER BENEFICIARIES - TOTAL	620,270	344,200	166,912	109,158
23. NUMBER OF LIVE BIRTHS - TOTAL	20,012	8,105	4,568	7,339

Prepared by: Washington Headquarters Services  
Directorate for Information  
Operations and Reports

**TABLE 3.3  
DEPARTMENT OF DEFENSE  
SELECTED DATA CONCERNING MEDICAL CARE  
PROVIDED AT FIXED MILITARY FACILITIES  
FOR QUARTER ENDING SEPTEMBER 30, 1988**

OUTPATIENT VISITS - OUTSIDE UNITED STATES	DOD TOTAL	ARMY FACILITIES	NAVY FACILITIES	AIR FORCE FACILITIES
17. NUMBER OF OUTPATIENT VISITS - TOTAL	1,831,508	987,453	244,868	599,187
18. OUTPATIENT VISITS BY US ACTIVE DUTY UNIFORMED PERSONNEL	894,215	507,888	108,125	278,202
A. MILITARY	893,531	507,880	107,475	278,176
(1) ARMY	513,667	490,128	2,299	21,240
(2) NAVY-MARINE CORPS	111,668	3,893	100,057	7,718
(3) AIR FORCE	268,196	13,859	5,119	249,218
B. OTHER UNIFORMED PERSONNEL (PHS,CG,NOAA)	684	8	650	26
19. OUTPATIENT VISITS BY RETIRED US UNIFORMED PERSONNEL - TOTAL	30,173	13,765	8,092	8,316
20. OUTPATIENT VISITS BY DEPENDENTS OF US ACTIVE DUTY UNIFORMED PERSONNEL	770,434	408,440	81,761	280,233
A. DEPENDENTS OF MILITARY PERSONNEL	768,402	408,429	80,040	279,933
(1) ARMY	411,468	379,514	3,966	27,988
(2) NAVY-MARINE CORPS	76,679	3,925	66,712	6,042
(3) AIR FORCE	280,255	24,990	9,362	245,903
B. DEPENDENTS OF OTHER UNIFORMED PERSONNEL (PHS,CG,NOAA)	2,032	11	1,721	300

Prepared by: Washington Headquarters Services  
Directorate for Information  
Operations and Reports

**TABLE 3.3  
DEPARTMENT OF DEFENSE  
SELECTED DATA CONCERNING MEDICAL CARE  
PROVIDED AT FIXED MILITARY FACILITIES  
FOR QUARTER ENDING SEPTEMBER 30, 1988**

	OUTPATIENT VISITS - OUTSIDE UNITED STATES	DOD TOTAL	ARMY FACILITIES	NAVY FACILITIES	AIR FORCE FACILITIES
21. OUTPATIENT VISITS BY DEPENDENTS OF RETIRED AND DECEASED US UNIFORMED PERSONNEL	- TOTAL	28,157	9,057	9,886	9,214
22. OUTPATIENT VISITS BY ALL OTHER BENEFICIARIES	- TOTAL	108,529	48,303	37,004	23,222
23. NUMBER OF LIVE BIRTHS	- TOTAL	5,416	2,812	1,123	1,481

Prepared by: Washington Headquarters Services  
Directorate for Information  
Operations and Reports

**FISCAL YEAR 1988**

**TABLE 4.1  
DEPARTMENT OF DEFENSE  
SELECTED DATA CONCERNING MEDICAL CARE  
PROVIDED AT FIXED MILITARY FACILITIES  
FISCAL YEAR 1988**

AVERAGE OPERATING BEDS - WORLDWIDE	DOD TOTAL	ARMY FACILITIES	NAVY FACILITIES	AIR FORCE FACILITIES
1. NUMBER OF OPERATING BEDS - TOTAL	15,844	7,082	3,556	5,205
2. NUMBER OF OPERATING BASSINETS - TOTAL	1,885	577	233	1,073
3. NUMBER OF BEDS OCCUPIED (DAILY AVERAGE) - TOTAL	12,707	6,172	2,716	3,817
4. BEDS OCCUPIED BY US ACTIVE DUTY UNIFORMED PERSONNEL - TOTAL	5,001	2,348	1,448	1,204
A. MILITARY - TOTAL	4,957	2,339	1,425	1,192
(1) ARMY	2,208	2,006	53	149
(2) NAVY-MARINE CORPS	1,600	161	1,332	106
(3) AIR FORCE	1,149	171	40	937
B. OTHER UNIFORMED PERSONNEL (PHS, CG, NOAA) - TOTAL	43	9	22	11
5. BEDS OCCUPIED BY RETIRED US UNIFORMED PERSONNEL - TOTAL	1,985	1,017	296	671
A. RETIRED MILITARY - TOTAL	1,966	1,010	290	665
(1) ARMY	831	663	42	125
(2) NAVY-MARINE CORPS	430	124	205	100
(3) AIR FORCE	704	222	42	440
B. OTHER RETIRED UNIFORMED PERSONNEL (PHS, CG, NOAA) - TOTAL	19	6	6	6

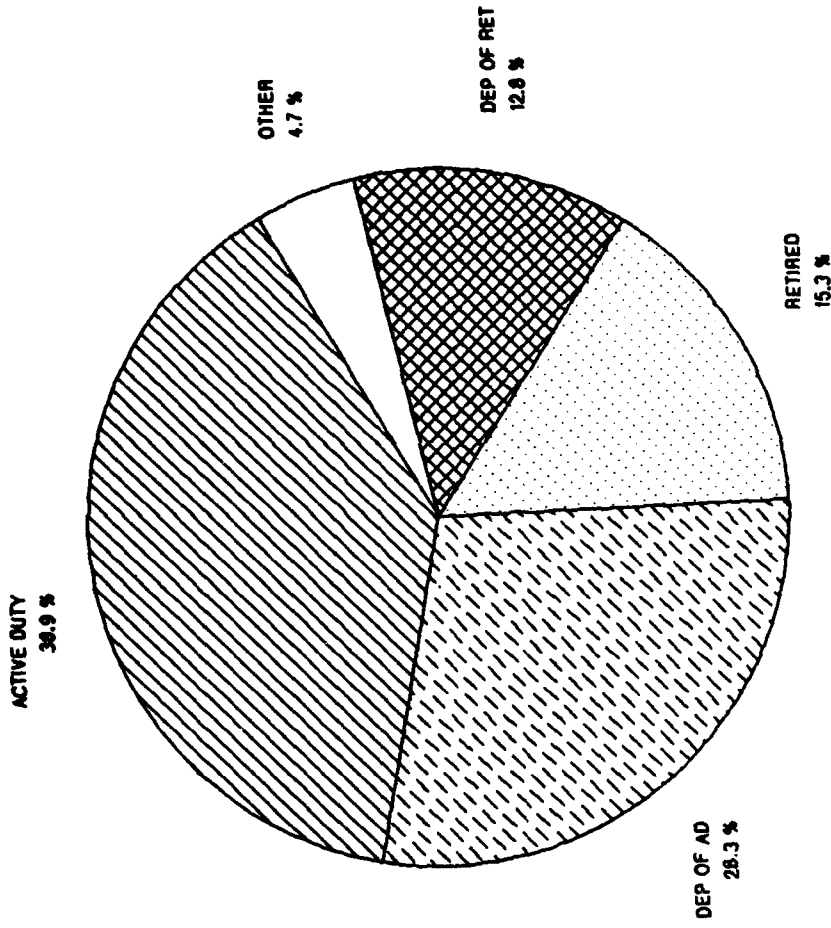
Prepared by: Washington Headquarters Services  
Directorate for Information  
Operations and Reports

**TABLE 4.1  
DEPARTMENT OF DEFENSE  
SELECTED DATA CONCERNING MEDICAL CARE  
PROVIDED AT FIXED MILITARY FACILITIES  
FISCAL YEAR 1988**

AVERAGE OPERATING BEDS - WORLDWIDE	DOD TOTAL	ARMY FACILITIES	NAVY FACILITIES	AIR FORCE FACILITIES
6. BEDS OCCUPIED BY DEPENDENTS OF US ACTIVE DUTY MILITARY PERSONNEL - TOTAL	3,523	1,656	655	1,211
(1) ARMY	1,506	1,330	36	139
(2) NAVY-MARINE CORPS	803	135	562	105
(3) AIR FORCE	1,213	190	57	966
7. BEDS OCCUPIED BY DEPENDENTS OF RETIRED AND DECEASED US MILITARY PERSONNEL - TOTAL	1,634	775	238	620
(1) ARMY	680	517	37	125
(2) NAVY-MARINE CORPS	346	92	164	90
(3) AIR FORCE	607	166	36	405
8. BEDS OCCUPIED BY DEPENDENTS OF OTHER UNIFORMED PERSONNEL (PHS, CG, NOAA) - TOTAL	41	14	13	14
9. BEDS OCCUPIED BY ALL OTHER BENEFICIARIES - TOTAL	521	360	64	95

Prepared by: Washington Headquarters Services  
Directorate for Information  
Operations and Reports

**AVERAGE OPERATING BEDS**  
**PERCENT OF DoD TOTAL WORLDWIDE - FISCAL YEAR 1988**



**FIGURE 4.1**

Prepared by: Washington Headquarters Services  
Directorate for Information  
Operations and Reports

**TABLE 5.1  
DEPARTMENT OF DEFENSE  
SELECTED DATA CONCERNING MEDICAL CARE  
PROVIDED AT FIXED MILITARY FACILITIES  
FISCAL YEAR 1988**

ADMISSIONS - WORLDWIDE		DOD TOTAL	ARMY FACILITIES	NAVY FACILITIES	AIR FORCE FACILITIES
10. NUMBER OF ADMISSIONS	- TOTAL	906,457	428,187	194,529	283,741
11. ADMISSIONS OF US ACTIVE DUTY UNIFORMED PERSONNEL	- TOTAL	291,904	131,147	83,081	77,676
A. MILITARY	- TOTAL	289,496	130,563	81,912	77,021
(1) ARMY		123,489	114,418	2,480	6,591
(2) NAVY-MARINE CORPS		88,647	7,491	76,635	4,521
(3) AIR FORCE		77,360	8,654	2,797	65,909
B. OTHER UNIFORMED PERSONNEL (PHS, CG, NOAA)	- TOTAL	2,408	584	1,169	655
12. ADMISSIONS OF RETIRED US UNIFORMED PERSONNEL	- TOTAL	103,281	52,118	17,281	33,882
A. ADMISSIONS OF RETIRED MILITARY		102,356	51,784	16,932	33,640
(1) ARMY		43,443	34,641	2,654	6,148
(2) NAVY-MARINE CORPS		22,831	6,152	11,830	4,849
(3) AIR FORCE		36,082	10,991	2,448	22,643
B. ADMISSIONS OF OTHER RETIRED UNIFORMED PERSONNEL (PHS, CG, NOAA)	- TOTAL	925	334	349	242

Prepared by: Washington Headquarters Services  
Directorate for Information  
Operations and Reports



**TABLE 5.1  
DEPARTMENT OF DEFENSE  
SELECTED DATA CONCERNING MEDICAL CARE  
PROVIDED AT FIXED MILITARY FACILITIES  
FISCAL YEAR 1988**

ADMISSIONS - WORLDWIDE		DOD TOTAL	ARMY FACILITIES	NAVY FACILITIES	AIR FORCE FACILITIES
13.	ADMISSIONS OF DEPENDENTS OF US ACTIVE DUTY MILITARY PERSONNEL	- TOTAL	171,784	73,053	124,219
	A. ARMY	157,351	141,824	3,565	11,962
	B. NAVY-MARINE CORPS	86,737	13,261	63,549	9,927
	C. AIR FORCE	124,968	16,699	5,939	102,330
14.	ADMISSIONS OF DEPENDENTS OF RETIRED AND DECEASED US MILITARY PERSONNEL	- TOTAL	47,716	16,192	38,503
	A. ARMY	42,336	32,427	2,612	7,297
	B. NAVY-MARINE CORPS	22,233	5,486	11,274	5,473
	C. AIR FORCE	37,842	9,803	2,306	25,733
15.	ADMISSIONS OF DEPENDENTS OF OTHER UNIFORMED MILITARY PERSONNEL	- TOTAL	1,154	1,183	1,365
16.	ADMISSIONS OF ALL OTHER BENEFICIARIES	- TOTAL	24,268	3,739	8,096

Prepared by: Washington Headquarters Services  
Directorate for Information  
Operations and Reports

ADMISSIONS

PERCENT OF DoD TOTAL WORLDWIDE - FISCAL YEAR 1988

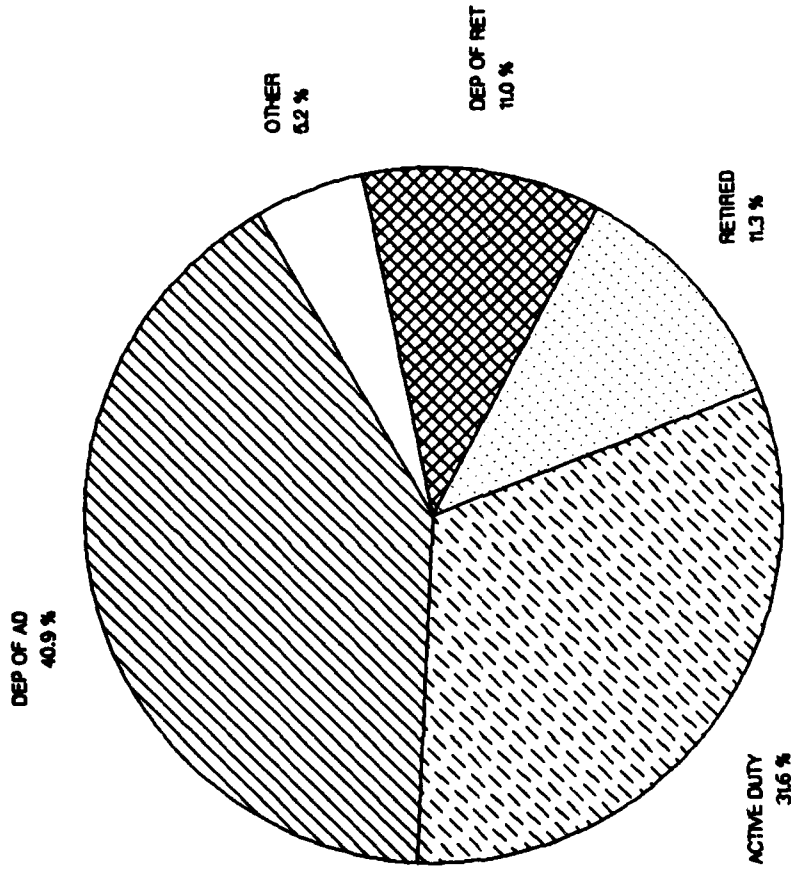


FIGURE 5.1

Prepared by: Washington Headquarters Services  
Directorate for Information  
Operations and Reports

**TABLE 6.1  
DEPARTMENT OF DEFENSE  
SELECTED DATA CONCERNING MEDICAL CARE  
PROVIDED AT FIXED MILITARY FACILITIES  
FISCAL YEAR 1988**

OUTPATIENT VISITS - WORLDWIDE		DOD TOTAL	ARMY FACILITIES	NAVY FACILITIES	AIR FORCE FACILITIES
17.	NUMBER OF OUTPATIENT VISITS - TOTAL	46,580,346	20,587,426	9,953,938	16,038,982
18.	OUTPATIENT VISITS BY US ACTIVE DUTY UNIFORMED PERSONNEL	18,911,837	8,185,002	5,305,784	5,421,051
	A. MILITARY	18,833,112	8,163,924	5,265,786	5,403,402
	(1) ARMY	8,044,053	7,729,896	78,056	236,101
	(2) NAVY-MARINE CORPS	5,483,187	203,515	5,132,293	147,379
	(3) AIR FORCE	5,305,872	230,513	55,437	5,019,922
	B. OTHER UNIFORMED PERSONNEL (PHS,CG,NOAA)	78,725	21,078	39,998	17,649
19.	OUTPATIENT VISITS BY RETIRED US UNIFORMED PERSONNEL - TOTAL	4,080,766	1,852,835	593,139	1,634,792
20.	OUTPATIENT VISITS BY DEPENDENTS OF US ACTIVE DUTY UNIFORMED PERSONNEL	15,633,904	6,881,382	2,589,814	6,162,708
	A. DEPENDENTS OF MILITARY PERSONNEL	15,522,439	6,850,057	2,554,039	6,118,343
	(1) ARMY	6,475,680	5,961,150	102,123	412,407
	(2) NAVY-MARINE CORPS	3,033,213	393,923	2,357,391	281,899
	(3) AIR FORCE	6,013,546	494,984	94,525	5,424,037
	B. DEPENDENTS OF OTHER UNIFORMED PERSONNEL (PHS,CG,NOAA)	111,465	31,325	35,775	44,365

Prepared by: Washington Headquarters Services  
Directorate for Information  
Operations and Reports

**TABLE 6.1  
DEPARTMENT OF DEFENSE  
SELECTED DATA CONCERNING MEDICAL CARE  
PROVIDED AT FIXED MILITARY FACILITIES  
FISCAL YEAR 1988**

OUTPATIENT VISITS - WORLDWIDE	DOD TOTAL	ARMY FACILITIES	NAVY FACILITIES	AIR FORCE FACILITIES
21. OUTPATIENT VISITS BY DEPENDENTS OF RETIRED AND DECEASED US UNIFORMED PERSONNEL - TOTAL	5,143,099	2,172,943	644,034	2,326,122
22. OUTPATIENT VISITS BY ALL OTHER BENEFICIARIES - TOTAL	2,810,740	1,495,264	821,167	494,309
23. NUMBER OF LIVE BIRTHS - TOTAL	99,093	42,713	21,764	34,616

Prepared by: Washington Headquarters Services  
Directorate for Information  
Operations and Reports

OUTPATIENT VISITS  
PERCENT OF WORLDWIDE TOTAL - FISCAL YEAR 1988

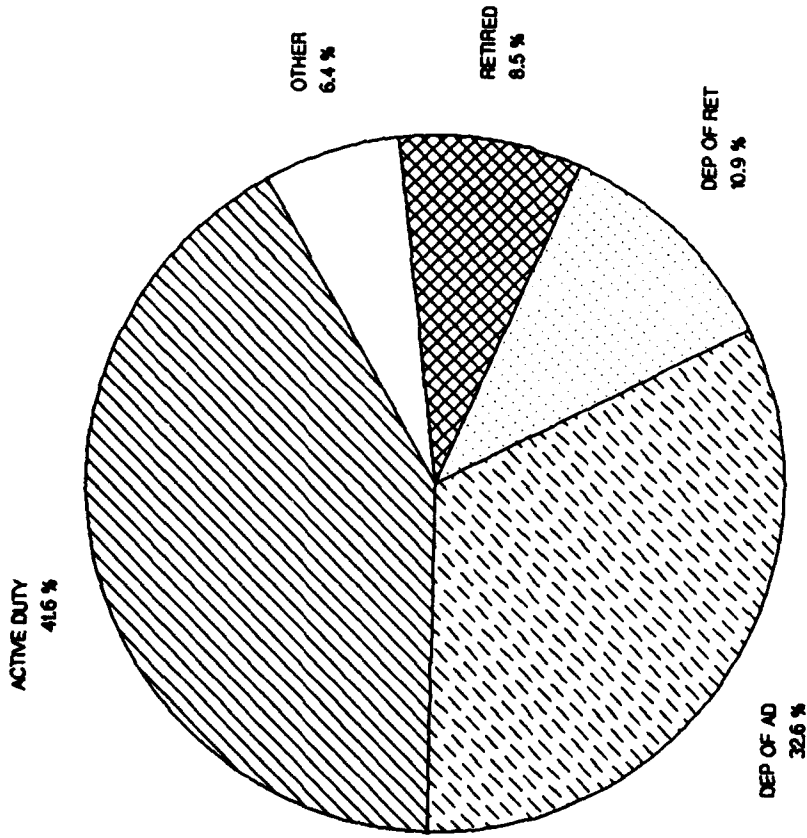


FIGURE 6.1

Prepared by: Washington Headquarters Services  
Directorate for Information  
Operations and Reports

**FIVE YEAR COMPARISON, FY 1984 - 1988**

**TABLE 7.1  
DEPARTMENT OF DEFENSE  
SELECTED DATA CONCERNING MEDICAL CARE  
PROVIDED AT FIXED MILITARY FACILITIES  
FIVE YEAR COMPARISON**

	TOTALS BY FISCAL YEAR				
	1984	1985	1986	1987	1988
<b>AVERAGE OPERATING BEDS - WORLDWIDE</b>					
1. NUMBER OF OPERATING BEDS - TOTAL	19,023	18,965	17,771	17,459	15,844
2. NUMBER OF OPERATING BASSINETS - TOTAL	2,142	2,103	2,016	1,934	1,885
3. NUMBER OF BEDS OCCUPIED (DAILY AVERAGE) - TOTAL	15,111	14,793	14,005	13,344	12,707
4. BEDS OCCUPIED BY US ACTIVE DUTY UNIFORMED PERSONNEL - TOTAL	5,574	5,396	5,345	5,287	5,001
A. MILITARY - TOTAL	5,512	5,337	5,293	5,237	4,957
(1) ARMY	2,426	2,302	2,340	2,341	2,208
(2) NAVY-MARINE CORPS	1,731	1,749	1,691	1,629	1,600
(3) AIR FORCE	1,355	1,286	1,262	1,267	1,149
B. OTHER UNIFORMED PERSONNEL (PHS, CG, NOAA) - TOTAL	62	59	51	49	43
5. BEDS OCCUPIED BY RETIRED US UNIFORMED PERSONNEL - TOTAL	2,549	2,480	2,251	2,079	1,985
A. RETIRED MILITARY - TOTAL	2,525	2,456	2,232	2,061	1,966
(1) ARMY	1,065	1,028	952	898	831
(2) NAVY-MARINE CORPS	608	584	506	436	430
(3) AIR FORCE	851	844	774	726	704
B. OTHER RETIRED UNIFORMED PERSONNEL (PHS, CG, NOAA) - TOTAL	23	24	18	18	19

Prepared by: Washington Headquarters Services  
Directorate for Information  
Operations and Reports


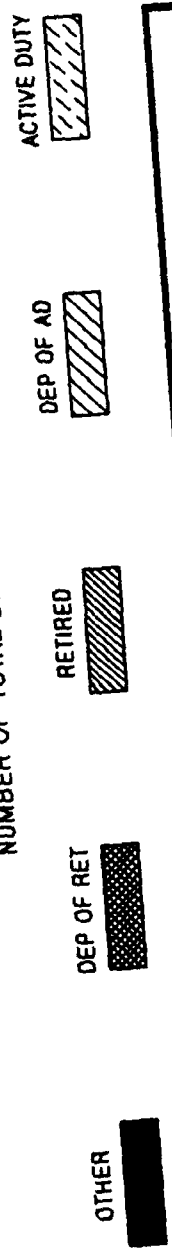
**TABLE 7.1  
DEPARTMENT OF DEFENSE  
SELECTED DATA CONCERNING MEDICAL CARE  
PROVIDED AT FIXED MILITARY FACILITIES  
FIVE YEAR COMPARISON**

AVERAGE OPERATING BEDS - WORLDWIDE	TOTALS BY FISCAL YEAR				
	1984	1985	1986	1987	1988
6. BEDS OCCUPIED BY DEPENDENTS OF US ACTIVE DUTY MILITARY PERSONNEL  (1) ARMY (2) NAVY-MARINE CORPS (3) AIR FORCE	4,145  1,657 1,148 1,339	4,195  1,630 1,114 1,450	3,922  1,578 934 1,409	3,633  1,524 784 1,324	3,523  1,506 803 1,213
7. BEDS OCCUPIED BY DEPENDENTS OF RETIRED AND DECEASED US MILITARY PERSONNEL  (1) ARMY (2) NAVY-MARINE CORPS (3) AIR FORCE	2,177  851 532 794	2,110  825 507 777	1,909  756 427 725	1,742  709 367 666	1,634  680 346 607
8. BEDS OCCUPIED BY DEPENDENTS OF OTHER UNIFORMED PERSONNEL (PHS, CG, NOAA)	62	58	47	45	41
9. BEDS OCCUPIED BY ALL OTHER BENEFICIARIES	602	552	530	556	521
- TOTAL					
- TOTAL					

Prepared by: Washington Headquarters Services  
Directorate for Information  
Operations and Reports



AVERAGE OPERATING BEDS  
NUMBER OF TOTAL DoD WORLDWIDE



Prepared by: Washington Headquarters Services  
Directorate for Information  
Operations and Reports

FIGURE 7.1

**TABLE 8.1  
DEPARTMENT OF DEFENSE  
SELECTED DATA CONCERNING MEDICAL CARE  
PROVIDED AT FIXED MILITARY FACILITIES  
FIVE YEAR COMPARISON**

	TOTALS BY FISCAL YEAR				
	1984	1985	1986	1987	1988
<b>ADMISSIONS - WORLDWIDE</b>					
10. NUMBER OF ADMISSIONS - TOTAL	954,559	969,910	932,422	923,437	906,457
11. ADMISSIONS OF US ACTIVE DUTY UNIFORMED PERSONNEL - TOTAL	280,186	282,615	288,691	296,912	291,904
A. MILITARY - TOTAL	277,707	280,262	286,466	294,452	289,496
(1) ARMY	114,661	113,967	118,036	123,289	123,489
(2) NAVY-MARINE CORPS	78,044	85,046	88,545	91,331	88,647
(3) AIR FORCE	85,002	81,249	79,885	79,832	77,360
B. OTHER UNIFORMED PERSONNEL (PHS,CG,NOAA) - TOTAL	2,479	2,353	2,225	2,460	2,408
12. ADMISSIONS OF RETIRED US UNIFORMED PERSONNEL - TOTAL	115,765	115,525	109,328	106,531	103,281
A. ADMISSIONS OF RETIRED MILITARY	114,661	114,446	108,392	105,591	102,356
(1) ARMY	46,309	46,912	45,745	45,044	43,443
(2) NAVY-MARINE CORPS	28,967	28,423	25,345	24,038	22,831
(3) AIR FORCE	39,385	39,111	37,302	36,509	36,082
B. ADMISSIONS OF OTHER RETIRED UNIFORMED PERSONNEL (PHS,CG,NOAA) - TOTAL	1,104	1,079	936	940	925

Prepared by: Washington Headquarters Services  
Directorate for Information  
Operations and Reports

**TABLE 8.1  
DEPARTMENT OF DEFENSE  
SELECTED DATA CONCERNING MEDICAL CARE  
PROVIDED AT FIXED MILITARY FACILITIES  
FIVE YEAR COMPARISON**

	TOTALS BY FISCAL YEAR					
	1984	1985	1986	1987	1988	
<b>ADMISSIONS - WORLDWIDE</b>						
13. ADMISSIONS OF DEPENDENTS OF US ACTIVE DUTY MILITARY PERSONNEL	- TOTAL	398,061	413,889	386,724	376,049	369,056
A. ARMY	157,476	159,285	155,206	154,899	157,351	
B. NAVY-MARINE CORPS	115,207	113,553	94,573	89,596	86,737	
C. AIR FORCE	125,378	141,051	136,945	131,554	124,968	
14. ADMISSIONS OF DEPENDENTS OF RETIRED AND DECEASED US MILITARY PERSONNEL	- TOTAL	120,758	120,070	110,680	104,289	102,411
A. ARMY	44,998	45,577	43,143	41,713	42,336	
B. NAVY-MARINE CORPS	30,789	29,832	25,810	23,498	22,233	
C. AIR FORCE	44,971	44,661	41,727	39,078	37,842	
15. ADMISSIONS OF DEPENDENTS OF OTHER UNIFORMED MILITARY PERSONNEL	- TOTAL	4,875	4,643	3,942	3,903	3,702
16. ADMISSIONS OF ALL OTHER BENEFICIARIES	- TOTAL	34,914	33,168	33,057	35,753	36,103

Prepared by: Washington Headquarters Services  
Directorate for Information  
Operations and Reports

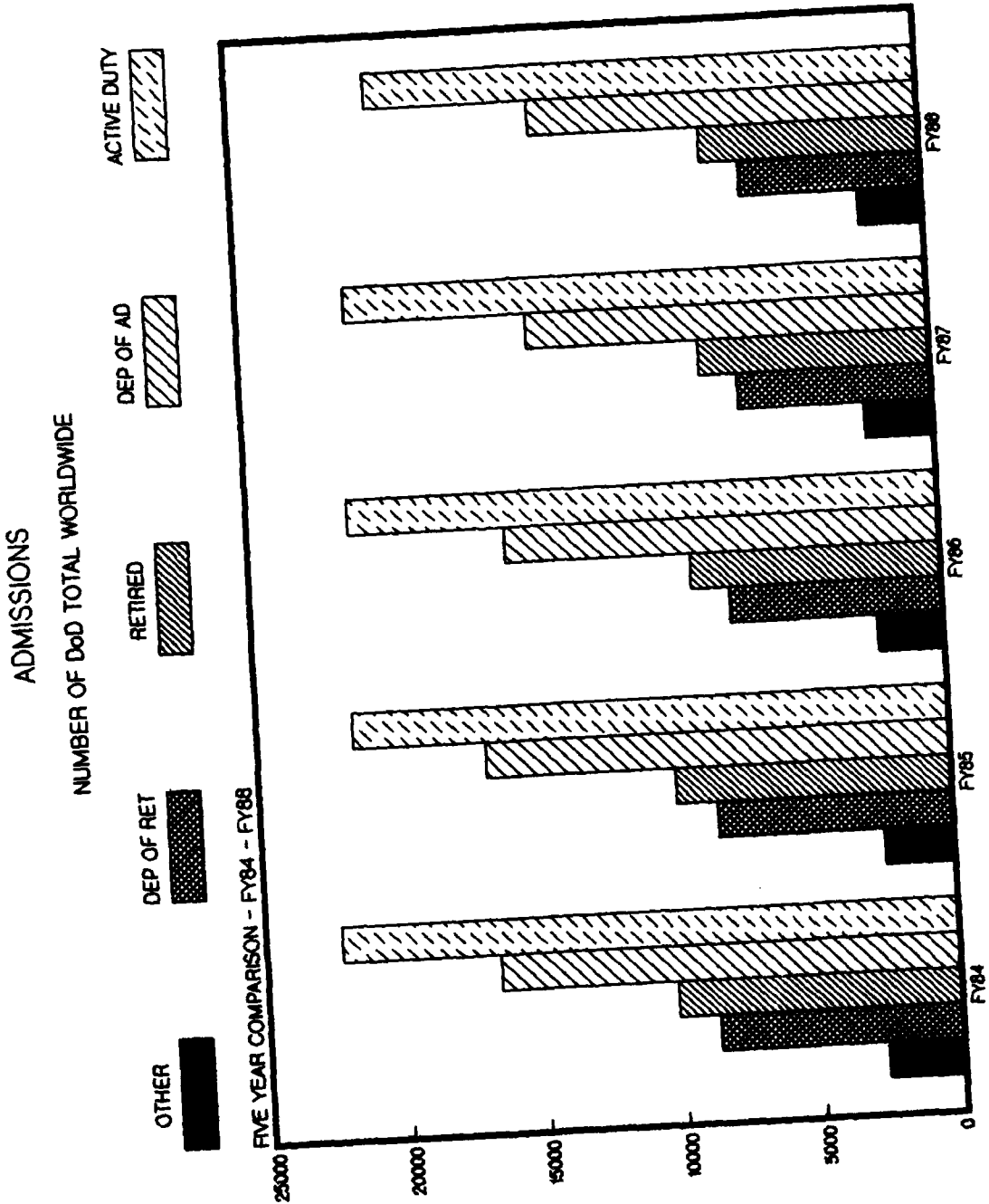


FIGURE 8.1

Prepared by: Washington Headquarters Services  
Operations and Reports

**TABLE 9.1  
DEPARTMENT OF DEFENSE  
SELECTED DATA CONCERNING MEDICAL CARE  
PROVIDED AT FIXED MILITARY FACILITIES  
FIVE YEAR COMPARISON**

		OUTPATIENT VISITS - WORLDWIDE				
		1984	1985	1986	1987	1988
17.	NUMBER OF OUTPATIENT VISITS - TOTAL	48,942,320	48,925,471	47,730,405	46,842,967	46,580,346
18.	OUTPATIENT VISITS BY US ACTIVE DUTY UNIFORMED PERSONNEL - TOTAL	18,439,158	18,531,673	18,399,461	18,786,000	18,911,837
	A. MILITARY - TOTAL	18,354,586	18,442,715	18,301,438	18,664,967	18,833,112
	(1) ARMY	7,864,069	7,739,538	7,911,965	7,950,504	8,044,053
	(2) NAVY-MARINE CORPS	5,308,753	5,523,298	5,164,745	5,396,676	5,483,187
	(3) AIR FORCE	5,181,764	5,179,879	5,224,728	5,317,787	5,305,872
	B. OTHER UNIFORMED PERSONNEL (PHS,CG,NOAA) - TOTAL	84,572	88,958	98,023	121,033	78,725
19.	OUTPATIENT VISITS BY RETIRED US UNIFORMED PERSONNEL - TOTAL	4,596,586	4,597,965	4,439,466	4,126,478	4,080,766
20.	OUTPATIENT VISITS BY DEPENDENTS OF US ACTIVE DUTY UNIFORMED PERSONNEL - TOTAL	16,687,028	16,684,631	16,156,364	15,496,202	15,633,904
	A. DEPENDENTS OF MILITARY PERSONNEL - TOTAL	16,552,782	16,555,254	16,044,335	15,389,056	15,522,439
	(1) ARMY	6,225,216	6,291,554	6,284,367	6,281,785	6,475,680
	(2) NAVY-MARINE CORPS	4,341,384	4,242,149	3,681,063	3,073,988	3,033,213
	(3) AIR FORCE	5,986,182	6,021,551	6,078,905	6,033,283	6,013,546
	B. DEPENDENTS OF OTHER UNIFORMED PERSONNEL (PHS,CG,NOAA) - TOTAL	134,246	129,377	112,029	107,146	111,465

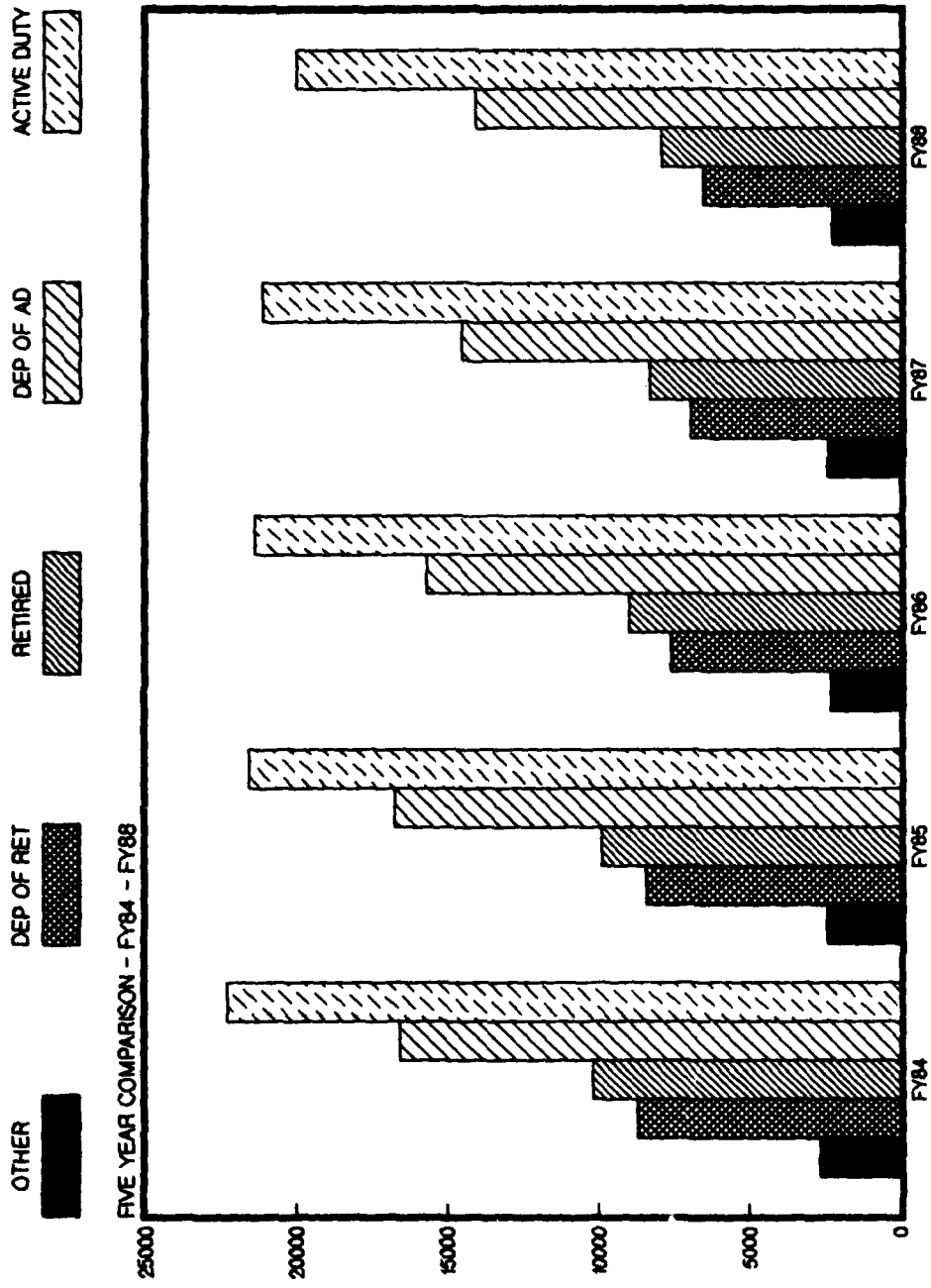
Prepared by: Washington Headquarters Services  
Directorate for Information  
Operations and Reports

**TABLE 9.1  
DEPARTMENT OF DEFENSE  
SELECTED DATA CONCERNING MEDICAL CARE  
PROVIDED AT FIXED MILITARY FACILITIES  
FIVE YEAR COMPARISON**

	OUTPATIENT VISITS - WORLDWIDE				
	1984	1985	1986	1987	1988
21. OUTPATIENT VISITS BY DEPENDENTS OF RETIRED AND DECEASED US UNIFORMED PERSONNEL - TOTAL	6,029,216	5,916,346	5,606,041	5,192,290	5,143,099
22. OUTPATIENT VISITS BY ALL OTHER BENEFICIARIES - TOTAL	3,190,332	3,194,856	3,129,073	3,241,997	2,810,740
23. NUMBER OF LIVE BIRTHS - TOTAL	118,168	116,979	107,592	101,643	99,093

Prepared by: Washington Headquarters Services  
Directorate for Information  
Operations and Reports

OUTPATIENT VISITS  
NUMBER OF DoD TOTAL WORLDWIDE



Prepared by: Washington Headquarters Services  
Directorate for Information

FIGURE 9.1

## GLOSSARY

Admission. An admission is the act of placing an individual under treatment or observation in a medical center or a hospital. The day of admission is the day on which the medical center or hospital makes a formal acceptance of the patient who is to be provided with room, board, and continuous nursing service in an area of the hospital where patients normally stay at least overnight. If both an admission and discharge occur on the same day, then that day is considered as a day of admission and shall be counted as one occupied bed day. The admission of a newborn is deemed to occur at time of birth.

Live Births. A live birth is the complete expulsion or extraction from its mother of a product of conception, irrespective of the duration of pregnancy which after such separation, breathes or shows any other evidence of life such as beating of the heart, pulsation of the umbilical cord, or definite movement of voluntary muscles, whether or not the umbilical cord has been cut, or the placenta is attached; each such product of such a birth is considered liveborn.

Occupied Bed. A bed assigned as of midnight to a patient, to include a patient on pass or liberty not in excess of 72 hours, and any bassinets assigned to a newborn infant whose mother has been discharged from the hospital. The definition excludes: any bed assigned to a patient subsisting out, on leave, or absent without leave, and any bed occupied by a transient patient.

Operating Bed. A bed that is currently set up and ready in all respects for the care of a patient. It must include supporting space, equipment and staff to operate under normal circumstances. Excluded are nursery bassinets and transient patients' beds.

Operating Bassinet. A bed designed for the care of an infant that is currently set up in the newborn nursery and ready in all respects for use. It must include support space, equipment and staff to operate under normal circumstances. Excluded are infant transporters.

Outpatient Visits. Visits made to each dispensary or separate, organized clinic of a fixed medical treatment facility for medical advice, examination, diagnosis, treatment, evaluation, consultation, or counseling, including visits by military patients who are excused from duty for medical reasons but who have not been admitted for inpatient care in a facility authorized beds for inpatient care and any visits made incident to complete physicals or flight physicals.