

12

M06

TOP SECRET COPY



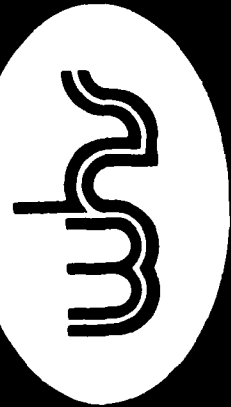
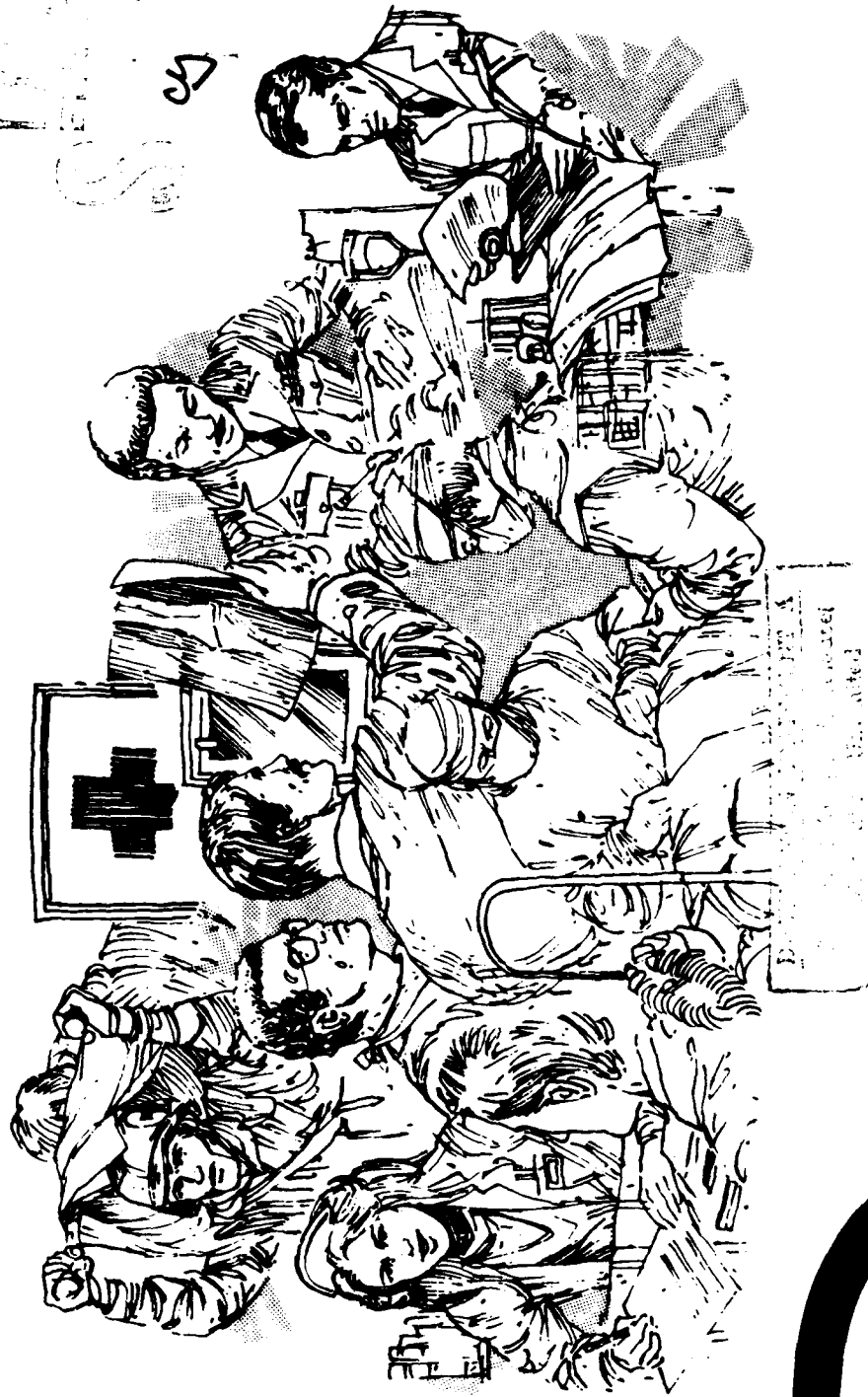
Department of Defense HEALTH MANPOWER STATISTICS

Fiscal Year 1987

OSD

SECRETARY OF DEFENSE

AD-A199 815



DIRECTORATE FOR INFORMATION
OPERATIONS AND REPORTS (DIOR)

Department of Defense
Health Manpower Statistics

Fiscal Year 1987

Prepared Annually by

Washington Headquarters Services
Directorate for Information
Operations and Reports

~~For sale by the Superintendent of Documents
U.S. Government Printing Office
Washington, D.C. 20402~~

DTIC and NTIS identification number for this publication is DIOR/M06-87.

A-1

J

FOREWORD

Health Manpower Statistics (HMIS) is published annually by the Office of the Secretary of Defense, Washington Headquarters Services, Directorate for Information Operations and Reports (WHS/DIOR), in support of the Office of Medical Readiness, Office of the Assistant Secretary of Defense (Health Affairs). This report provides a consolidated reference document for responding to numerous questions from the Administration, Congress, and others. It provides input for long range personnel planning models for the Military Departments and Department of Defense personnel managers.

Specific questions on the data contained herein should be addressed to the Director of Manpower, Personnel and Training, Office of the Assistant Secretary of Defense (Health Affairs).

NOTE: The contents of this publication may be reprinted without permission.

HEALTH MANPOWER STATISTICS (M06) PUBLICATION FY 1987

SUBJECT: Errata Sheet

Replace Format 11, pages 50 - 51, of the Fiscal Year 1987
publication with the attached sheets.

TABLE OF CONTENTS

	<u>Page</u>
INTRODUCTION	1
<u>ACTIVE DUTY MILITARY and CIVILIAN PERSONNEL</u>	
Format 1 - Health Manpower Requirements, Authorizations, and End Strengths by Corps Level	2
Figure 1 - Required, Authorized and Assigned Active Health Manpower By Corps	7
Figure 2 - Corps End Strength	8
Format 2 - Grade Distribution of Selected Active Duty Medical Personnel by Primary Discipline	9
Figure 3 - Grade Distribution: MC, DC, NC	14
Format 3 - Professional Health Manpower Personnel by Corps and Sex	15
Figure 4 - Health Care Personnel Distributed By Sex	18
Figure 5 - Health Care Personnel Distributed By Sex	19
Format 4 - Gains, Losses, and Authorizations of Selected Disciplines	20
Format 5 - Direct Accessions by Discipline by Year	26
Format 6 - Physician Accessions by Pay Grade at Time of Report	30
Format 7 - Direct Accession Physicians by Pay Grade at Time of Report	32
Format 8 - Currently Identified and Best Estimate of Health Manpower Accessions, by Discipline and Year	34
Figure 6 - Source of Physician Accessions	46
Format 9 - Number of AFHPSP Students by Year in School	47
Format 10 - GME-1 Continuation and Early Returns to Residency	49
Format 11 - Service Sponsored Graduate Medical Education (GME)	50
Format 12 - Service Sponsored Graduate Medical Education (GME)	52
Format 13 - Service Deferred (Not Sponsored) Graduate Medical Education (GME) in Civilian Facilities - Program Totals	62

Format 14 - Service Deferred (Not Sponsored) Graduate Medical Education (GME) in Civilian Facilities - By Specialty	64
Format 15A - Active Duty Graduate Medical Education (GME) Program Total	73
Format 15B - Active Duty Graduate Medical Education (GME) Program by Specialty	74
Format 16 - Service Sponsored Graduate Dental Education	81
Format 17 - Physician Requirements, Authorizations, and End Strength	85
Figure 7 - Required, Authorized and Assigned Consolidated Physician Specialties	97
Format 18 - Physician Gains, Losses, and Authorizations, by Specialty	98
Format 19 - Physician Duty Specialties by Years of Service	120
Format 20 - Pay Grade Distribution of Physicians by Primary Specialty	142
Format 21 - Pay Grade Distribution of Physicians by Duty Specialty	153
Format 22 - Foreign Medical Graduate (FMG) Physicians Currently on Active Duty by Citizenship	164
Format 23 - Physicians in Administrative and Management Positions	166
Format 24 - Physicians in Non-Administrative and Non-Patient Care Positions	176
Format 25 - Dentist Requirements, Authorizations, and End Strengths	186
Format 26 - Dentist Duty Specialties by Years of Service	190
Format 27 - Pay Grade Distribution of Dentists by Primary Specialty	198
Format 28 - Pay Grade Distribution of Dentists by Duty Specialty	201
Format 29 - Dentists in Administrative and Management Positions	204
Format 30 - Dentists in Non-Administrative and Non-Patient Care Positions	207
Format 31 - Year of Service Group Distribution for Selected Health Professions by Primary Specialty	210
Format 32 - Health Manpower Requirements, Authorizations, and End Strengths - Selected Health Professionals	216
Format 33 - Enlisted Health Personnel	227
Format 34 - U.S. Civilian Health Care Personnel Strength	233
Format 35 - Civilian Health Care Personnel Strength (Local/Foreign Nationals)	236

RESERVE COMPONENT PERSONNEL

Format 36 - Reserve Component Health Manpower Requirements, Authorizations, and End Strengths by Corps Level239

Figure 8 - Required and Available Reserve Health Manpower by Corps245

Format 37 - Reserve Component Professional Health Manpower by Corps and Sex246

Format 38 - Selected Reserve Gains, Losses, and End Strength252

Format 39 - IRR/ING Gains, Losses, and End Strength258

Format 40 - Standby Reserve Gains, Losses, and End Strength264

Format 41 - Selected Reserve Recruitment by Discipline by Year270

Format 42 - IRR/ING Direct Accessions by Discipline by Year277

Format 43 - NOT APPLICABLE

Format 44 - Reserve Component Physicians Authorized and Assigned by Primary Specialty283

Format 45 - Retired Physicians by Primary Specialty297

Format 46 - Selected Reserve Physician Gains, Losses, and End Strength by Primary Specialty312

Format 47 - NOT APPLICABLE

Format 48 - Reserve Component ntists Authorized and Assigned By Primary Specialty330

Format 49 - Retired Dentists By Primary Specialty334

Format 50 - Reserve Component Health Manpower Required and Assigned - Selected Health Professionals by Primary Specialty339

Format 51 - Retired Health Professionals by Primary Specialty353

Format 52 - Reserve Component Enlisted Health Care Personnel Required and Assigned By Primary Specialty367

Format 53 - Retired Enlisted Health Care Personnel by Primary Specialty377

Glossary385

INTRODUCTION

Health Manpower Statistics (HMIS) is an annual publication containing data on health medical personnel employed by the military departments within the Department of Defense (DoD). The publication is produced from a health manpower data base designed, established, and maintained by the Manpower Management Information Division of the Washington Headquarters Services/Directorate for Information Operations and Reports in support of the Office of the Assistant Secretary of Defense for Health Affairs.

Data are submitted annually, as of the end of the fiscal year, by the Military Departments in accordance with DoD Instruction 7730.36. The data, as submitted by the Army, Navy, and Air Force, have been consolidated to produce the statistics as presented in this publication. Formats 1-35 represent the active duty military (officer and enlisted) and civilian personnel. Those remaining, formats 36-53, represent the reserve component personnel.

This report includes comparison data for the end of the fiscal year by requirements and authorizations and assignments by corps level and selected specialties. Other formats present recruiting summaries, gains by program source, force strength projections, and extensive displays of rank, years of service, and primary duty specialties for medical and dental officers. Education summaries show recruiting sources and projections for Armed Forces Health Professions Scholarship Program (AFHPSP) and graduate medical and dental education programs.

**FORMAT 1: HEALTH MANPOWER REQUIREMENTS, AUTHORIZATIONS, AND END STRENGTHS
BY CORPS LEVEL - FISCAL YEAR 1987**

CORPS	SERVICE	SERVICE REQUIREMENTS	BUDGET AUTHORIZATION				END STRENGTH		
			DUTY FORCE	TRAINING	TRAN- SIENT	TOTAL	DUTY FORCE	TRAINING	TOTAL
MEDICAL CORPS	ARMY	5451	3815	1540	32	5387	3614	1675	5289
	NAVY	4284	2929	1058	123	4110	2840	1058	3898
	USAF	4141	3104	850	65	4019	3116	888	4004
	TOTAL	13876	9848	3448	220	13516	9570	3621	13191
DENTAL CORPS	ARMY	2101	1506	170	6	1682	1500	170	1670
	NAVY	1553	1555	116	38	1709	1609	101	1710
	USAF	1381	1374	161	32	1567	1418	158	1576
	TOTAL	5035	4435	447	76	4958	4527	429	4956
NURSE CORPS	ARMY	7417	4007	512	56	4575	4038	512	4550
	NAVY	3192	3225	141	80	3446	3013	91	3104
	USAF	6297	4924	234	125	5283	4949	256	5205
	TOTAL	16906	12156	887	261	13304	12000	859	12859

Prepared by: Washington Headquarters Services
Directorate for Information
Operations and Reports

**FORMAT 1: HEALTH MANPOWER REQUIREMENTS, AUTHORIZATIONS, AND END STRENGTHS
BY CORPS LEVEL - FISCAL YEAR 1987**

CORPS	SERVICE	SERVICE REQUIREMENT	BUDGET AUTHORIZATION				END STRENGTH		
			DUTY FORCE	TRAINING	TRAN- SIENT	TOTAL	DUTY FORCE	TRAINING	TOTAL
MEDICAL SERVICE CORPS	ARMY	5772	4183	498	59	4740	4256	498	4754
	NAVY	2317	2492	97	61	2650	2343	92	2435
	USAF	1270	1200	51	16	1267	1209	46	1255
	TOTAL	9359	7875	646	136	8657	7808	636	8444
ARMY MEDICAL SPECIALIST CORPS	ARMY	567	438	28	6	472	411	58	469
	NAVY	0	0	0	0	0	0	0	0
	USAF	0	0	0	0	0	0	0	0
	TOTAL	567	438	28	6	472	411	58	469
BIOMEDICAL SCIENCES CORPS (USAF)	ARMY	0	0	0	0	0	0	0	0
	NAVY	0	0	0	0	0	0	0	0
	USAF	2444	2245	120	33	2398	2261	105	2366
	TOTAL	2444	2245	120	33	2398	2261	105	2366

Prepared by Washington Headquarters Services
Directorate for Information
Operations and Reports

**FORMAT 1: HEALTH MANPOWER REQUIREMENTS, AUTHORIZATIONS, AND END STRENGTHS
BY CORPS LEVEL - FISCAL YEAR 1987**

CORPS	SERVICE	SERVICE REQUIREMENT	BUDGET AUTHORIZATION				END STRENGTH		
			DUTY FORCE	TRAINING	TRAN- SIENT	TOTAL	DUTY FORCE	TRAINING	TOTAL
VETERINARY CORPS (ARMY)	ARMY	542	370	58	14	442	415	28	443
	NAVY	0	0	0	0	0	0	0	0
	USAF	0	0	0	0	0	0	0	0
	TOTAL	542	370	58	14	442	415	28	443
NON-MEDICAL OFFICERS	ARMY	197	160	9	3	172	156	9	165
	NAVY	0	0	0	0	0	0	0	0
	USAF	69	69	0	0	69	72	0	72
	TOTAL	266	229	9	3	241	228	9	237
TOTAL COMMISSIONED OFFICERS	ARMY	22047	14479	2815	176	17470	14390	2950	17340
	NAVY	11346	10201	1412	302	11915	9805	1342	11147
	USAF	15602	12916	1416	271	14603	13025	1453	14478
	TOTAL	48995	37596	5643	749	43988	37220	5745	42965
WARRANT OFFICERS	ARMY	842	706	34	5	745	631	37	668
	NAVY	54	291	0	9	300	259	0	259
	USAF	0	0	0	0	0	0	0	0
	TOTAL	896	997	34	14	1045	890	37	927

Prepared by Washington Headquarters Services
Directorate for Information
Operations and Reports

**FORMAT 1: HEALTH MANPOWER REQUIREMENTS, AUTHORIZATIONS, AND END STRENGTHS
BY CORPS LEVEL - FISCAL YEAR 1987**

CORPS	SERVICE	SERVICE REQUIREMENT	BUDGET AUTHORIZATION				END STRENGTH		
			DUTY FORCE	TRAINING	TRAN- SIENT	TOTAL	DUTY FORCE	TRAINING	TOTAL
ENLISTED MEDICAL PERSONNEL	ARMY	48170	38445	4378	2167	44990	43625	1815	45440
	NAVY	25637	23668	1698	1061	26427	25406	1233	26639
	USAF	27593	23722	1501	567	25790	24529	1210	25739
	TOTAL	101400	85835	7577	3795	97207	93560	4258	97818
ENLISTED DENTAL PERSONNEL	ARMY	3168	2352	192	77	2621	2548	110	2658
	NAVY	3542	3110	79	118	3307	3634	104	3738
	USAF	3931	3346	197	83	3626	3504	172	3676
	TOTAL	10641	8808	468	278	9554	9686	386	10072
NON-MEDICAL ENLISTED PERSONNEL	ARMY	1781	1456	0	0	1456	2397	0	2397
	NAVY	2691	2008	1365	0	3373	1860	1390	3250
	USAF	863	863	0	0	863	861	0	861
	TOTAL	5335	4327	1365	0	5692	5118	1390	6508
TOTAL ENLISTED PERSONNEL	ARMY	53119	42253	4570	2244	49067	48570	1925	50495
	NAVY	31870	28786	3142	1179	33107	30900	2727	33627
	USAF	32387	27931	1698	650	30279	28894	1382	30276
	TOTAL	117376	98970	9410	4073	112453	108364	6034	114398

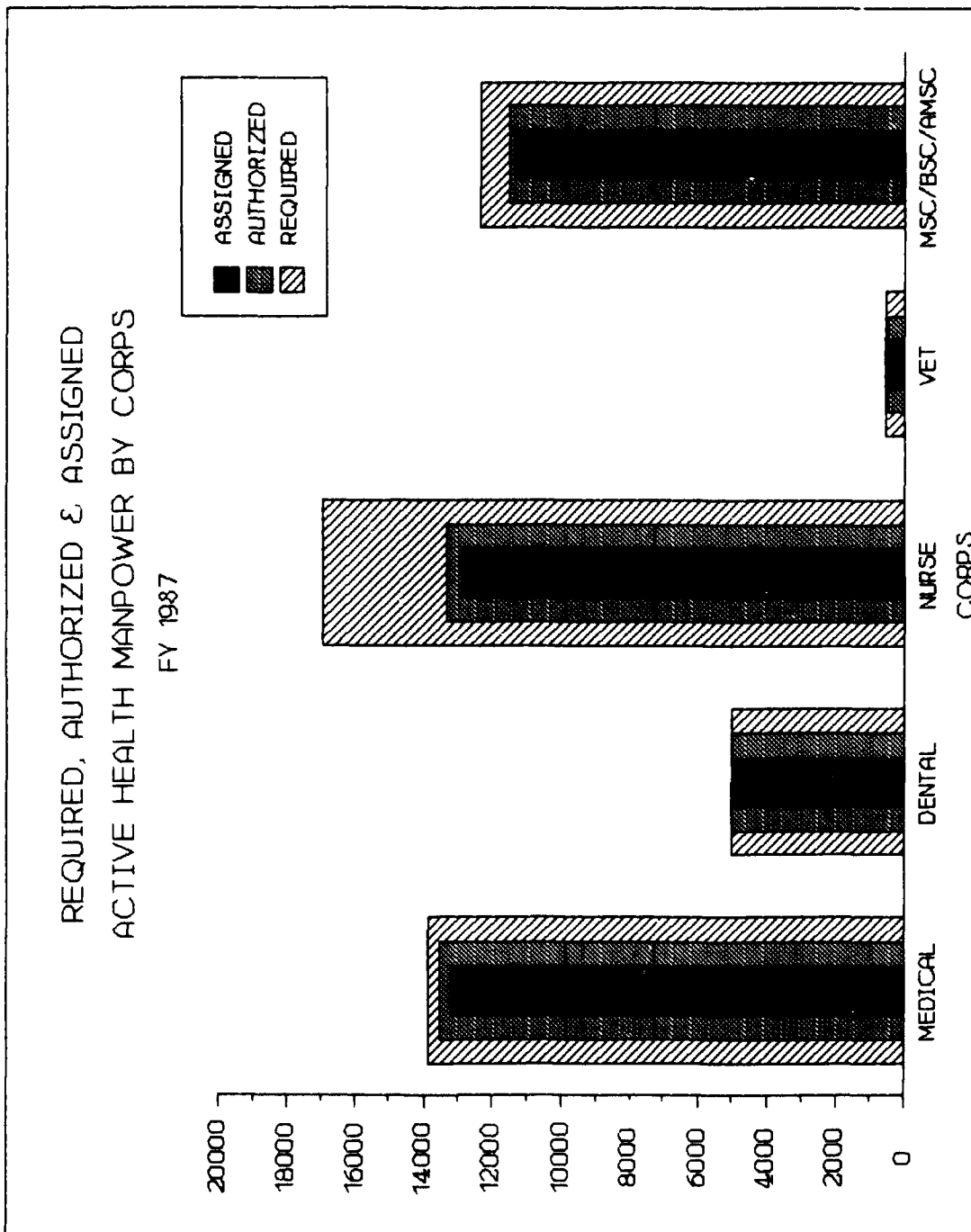
Prepared by: Washington Headquarters Services
Directorate for Information
Operations and Reports

**FORMAT 1: HEALTH MANPOWER REQUIREMENTS, AUTHORIZATIONS, AND END STRENGTHS
BY CORPS LEVEL - FISCAL YEAR 1987**

CORPS	SERVICE	SERVICE REQUIREMENT	BUDGET AUTHORIZATION				END STRENGTH		
			DUTY FORCE	TRAINING	TRAN- SIENT	TOTAL	DUTY FORCE	TRAINING	TOTAL
CIVILIAN PERSONNEL	ARMY	36774	29431	0	0	29431	30310	0	30310
	NAVY	10993	10265	0	0	10265	10993	0	10993
	USAF	7871	7871	0	0	7871	7680	0	7680
	TOTAL	55638	47567	0	0	47567	48983	0	48983
GRAND TOTAL HEALTH MANPOWER	ARMY	112782	86869	7419	2425	96713	93901	4912	98813
	NAVY	54263	49543	4554	1490	55587	51957	4069	56026
	USAF	55860	48718	3114	921	52753	49599	2835	52434
	TOTAL	222905	185130	15087	4836	205053	195457	11816	207273

Prepared by: Washington Headquarters Services
Directorate for Information
Operations and Reports

FIGURE 1

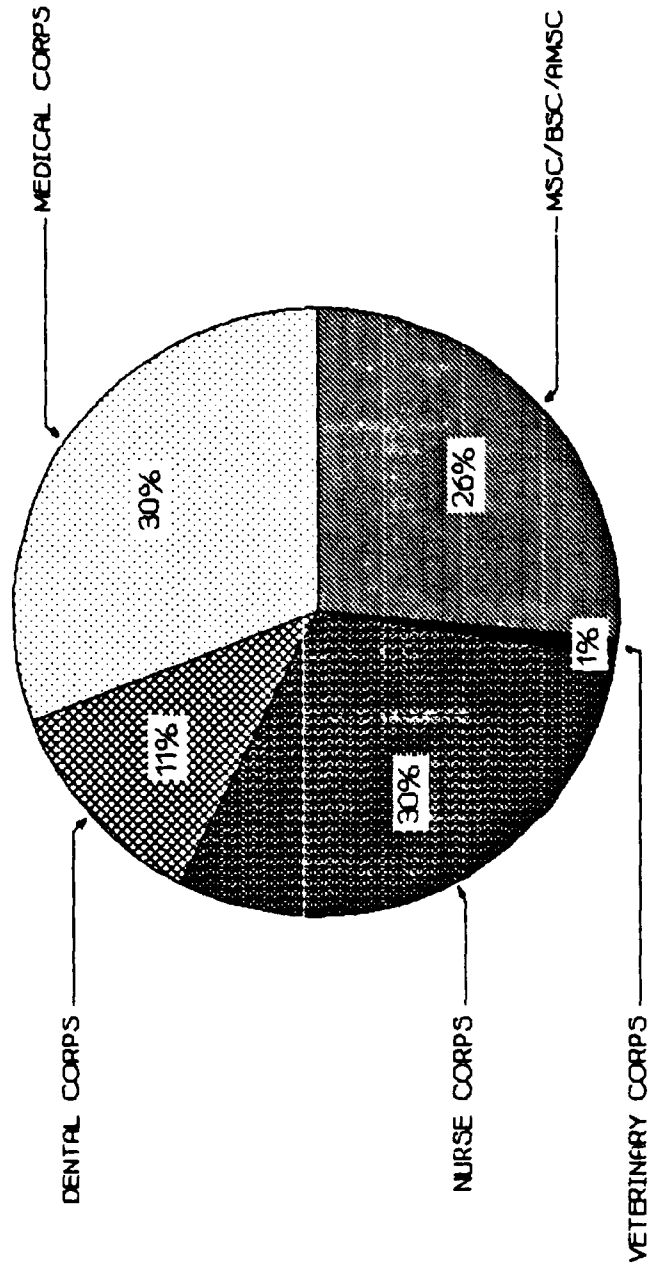


Prepared by: Washington Headquarters Services
Directorate for Information
Operations and Reports

FIGURE 2

CORPS END STRENGTH

FY 1987



**FORMAT 2: GRADE DISTRIBUTION OF SELECTED ACTIVE DUTY MEDICAL PERSONNEL
BY PRIMARY DISCIPLINE
FISCAL YEAR 1987**

DISCIPLINE	SERVICE	PAY GRADE											TOTAL			
		O-1	O-2	O-3	O-4	O-5	O-6	O-7	O-8	O-9+	W-1	W-2		W-3	W-4	
PHYSICIAN	ARMY	0	0	2461	1503	568	741	8	7	1	0	0	0	0	0	5289
	NAVY	0	0	1739	1199	536	412	5	6	1	0	0	0	0	0	3898
	USAF	0	0	1778	1249	443	520	8	5	1	0	0	0	0	0	4004
	TOTAL	0	0	5978	3951	1547	1673	21	18	3	0	0	0	0	0	13191
DENTIST	ARMY	0	0	550	483	322	312	2	1	0	0	0	0	0	0	1670
	NAVY	0	0	786	374	298	249	3	0	0	0	0	0	0	0	1710
	USAF	0	0	540	514	260	261	1	0	0	0	0	0	0	0	1576
	TOTAL	0	0	1876	1371	880	822	6	1	0	0	0	0	0	0	4956
NURSI ANESTHETIST	ARMY	0	0	90	108	41	7	0	0	0	0	0	0	0	0	246
	NAVY	0	0	40	57	19	0	0	0	0	0	0	0	0	0	116
	USAF	1	11	125	94	18	2	0	0	0	0	0	0	0	0	251
	TOTAL	1	11	255	259	78	9	0	0	0	0	0	0	0	0	613
NURSE MIDWIFE	ARMY	0	0	5	15	8	0	0	0	0	0	0	0	0	0	28
	NAVY	0	0	1	2	3	0	0	0	0	0	0	0	0	0	6
	USAF	0	0	12	18	8	1	0	0	0	0	0	0	0	0	39
	TOTAL	0	0	18	35	19	1	0	0	0	0	0	0	0	0	73

Prepared by: Washington Headquarters Services
Directorate for Information
Operations and Reports

**FORMAT 2: GRADE DISTRIBUTION OF SELECTED ACTIVE DUTY MEDICAL PERSONNEL
BY PRIMARY DISCIPLINE
FISCAL YEAR 1987**

DISCIPLINE	SERVICE	PAY GRADE													TOTAL			
		O-1	O-2	O-3	O-4	O-5	O-6	O-7	O-8	O-9+	W-1	W-2	W-3	W-4				
NURSE PRACTITIONER	ARMY	0	10	119	115	38	6	0	0	0	0	0	0	0	0	0	0	288
	NAVY	0	1	14	27	11	5	0	0	0	0	0	0	0	0	0	0	58
	USAF	0	3	59	134	54	5	0	0	0	0	0	0	0	0	0	0	255
	TOTAL	0	14	192	276	103	16	0	0	0	0	0	0	0	0	0	0	601
OPERATING ROOM NURSE	ARMY	15	84	161	66	26	10	0	0	0	0	0	0	0	0	0	0	362
	NAVY	10	21	101	72	16	2	0	0	0	0	0	0	0	0	0	0	222
	USAF	80	68	132	60	8	5	0	0	0	0	0	0	0	0	0	0	353
	TOTAL	105	173	394	198	50	17	0	0	0	0	0	0	0	0	0	0	937
ALL OTHER NURSES	ARMY	711	858	963	689	328	76	1	0	0	0	0	0	0	0	0	0	3626
	NAVY	595	429	809	597	204	67	1	0	0	0	0	0	0	0	0	0	2702
	USAF	932	1034	1457	631	196	56	1	0	0	0	0	0	0	0	0	0	4307
	TOTAL	2238	2321	3229	1917	728	199	3	0	0	0	0	0	0	0	0	0	10635
HEALTH CARE ADMINISTRATOR	ARMY	432	386	1185	655	404	173	1	0	0	0	0	0	0	0	0	0	3236
	NAVY	122	169	506	308	159	66	1	0	0	0	0	0	0	0	0	0	1331
	USAF	77	135	548	267	138	90	0	0	0	0	0	0	0	0	0	0	1255
	TOTAL	631	690	2239	1230	701	329	2	0	0	0	0	0	0	0	0	0	5822

Prepared by: Washington Headquarters Services
Directorate for Information
Operations and Reports

**FORMAT 2: GRADE DISTRIBUTION OF SELECTED ACTIVE DUTY MEDICAL PERSONNEL
BY PRIMARY DISCIPLINE
FISCAL YEAR 1987**

DISCIPLINE	SERVICE	PAY GRADE											TOTAL				
		O-1	O-2	O-3	O-4	O-5	O-6	O-7	O-8	O-9+	W-1	W-2		W-3	W-4		
OPTOMETRIST	ARMY	0	1	81	39	23	4	0	0	0	0	0	0	0	0	0	148
	NAVY	0	0	75	30	13	6	0	0	0	0	0	0	0	0	0	124
	USAF	0	1	113	52	18	6	0	0	0	0	0	0	0	0	0	190
	TOTAL	0	2	269	121	54	16	0	0	0	0	0	0	0	0	0	462
PHARMACIST	ARMY	6	23	96	42	44	5	0	0	0	0	0	0	0	0	0	216
	NAVY	2	33	33	33	29	6	0	0	0	0	0	0	0	0	0	136
	USAF	34	19	44	44	36	2	0	0	0	0	0	0	0	0	0	179
	TOTAL	42	75	173	119	109	13	0	0	0	0	0	0	0	0	0	531
PODIATRIST	ARMY	0	1	27	6	3	1	0	0	0	0	0	0	0	0	0	38
	NAVY	0	0	13	5	4	0	0	0	0	0	0	0	0	0	0	22
	USAF	0	0	20	9	1	0	0	0	0	0	0	0	0	0	0	30
	TOTAL	0	1	60	20	8	1	0	0	0	0	0	0	0	0	0	90
PSYCHOLOGIST	ARMY	0	0	92	48	34	2	0	0	0	0	0	0	0	0	0	176
	NAVY	0	0	87	46	24	0	0	0	0	0	0	0	0	0	0	157
	USAF	0	0	121	43	12	4	0	0	0	0	0	0	0	0	0	180
	TOTAL	0	0	300	137	70	6	0	0	0	0	0	0	0	0	0	513

Prepared by: Washington Headquarters Services
Directorate for Information
Operations and Reports

**FORMAT 2: GRADE DISTRIBUTION OF SELECTED ACTIVE DUTY MEDICAL PERSONNEL
BY PRIMARY DISCIPLINE
FISCAL YEAR 1987**

DISCIPLINE	SERVICE	PAY GRADE																	
		O-1	O-2	O-3	O-4	O-5	O-6	O-7	O-8	O-9+	W-1	W-2	W-3	W-4	TOTAL				
VETERINARIAN	ARMY	0	31	202	92	78	39	1	0	0	0	0	0	0	0	0	0	443	
	NAVY	0	0	0	0	0	0	0	0	0	0	0	0	0	0	0	0	0	
	USAF	0	0	0	11	7	2	0	0	0	0	0	0	0	0	0	0	20	
	TOTAL	0	31	202	103	85	41	1	0	0	0	0	0	0	0	0	0	463	
PHYSICIAN ASSISTANT	ARMY	0	0	0	0	0	0	0	0	0	0	0	0	0	18	273	229	11	531
	NAVY	0	0	0	0	0	0	0	0	0	0	0	0	0	0	47	53	159	259
	USAF	39	60	321	50	0	0	0	0	0	0	0	0	0	0	0	0	0	470
	TOTAL	39	60	321	50	0	0	0	0	0	0	0	0	0	18	320	282	170	1260
ALL OTHER MED DEPT OFFICERS	ARMY	318	136	538	395	215	46	0	0	0	0	0	0	0	0	0	0	0	1648
	NAVY	52	112	263	137	72	29	0	0	0	0	0	0	0	0	0	0	0	665
	USAF	110	160	461	342	162	62	0	0	0	0	0	0	0	0	0	0	0	1297
	TOTAL	480	408	1262	874	449	137	0	0	0	0	0	0	0	0	0	0	0	3610
BIOMEDICAL MAINTENANCE	ARMY	0	0	0	0	0	0	0	0	0	0	0	0	0	11	41	29	4	85
	NAVY	0	0	0	0	0	0	0	0	0	0	0	0	0	0	0	0	0	0
	USAF	0	0	0	0	0	0	0	0	0	0	0	0	0	0	0	0	0	0
	TOTAL	0	0	0	0	0	0	0	0	0	0	0	0	0	11	41	29	4	85

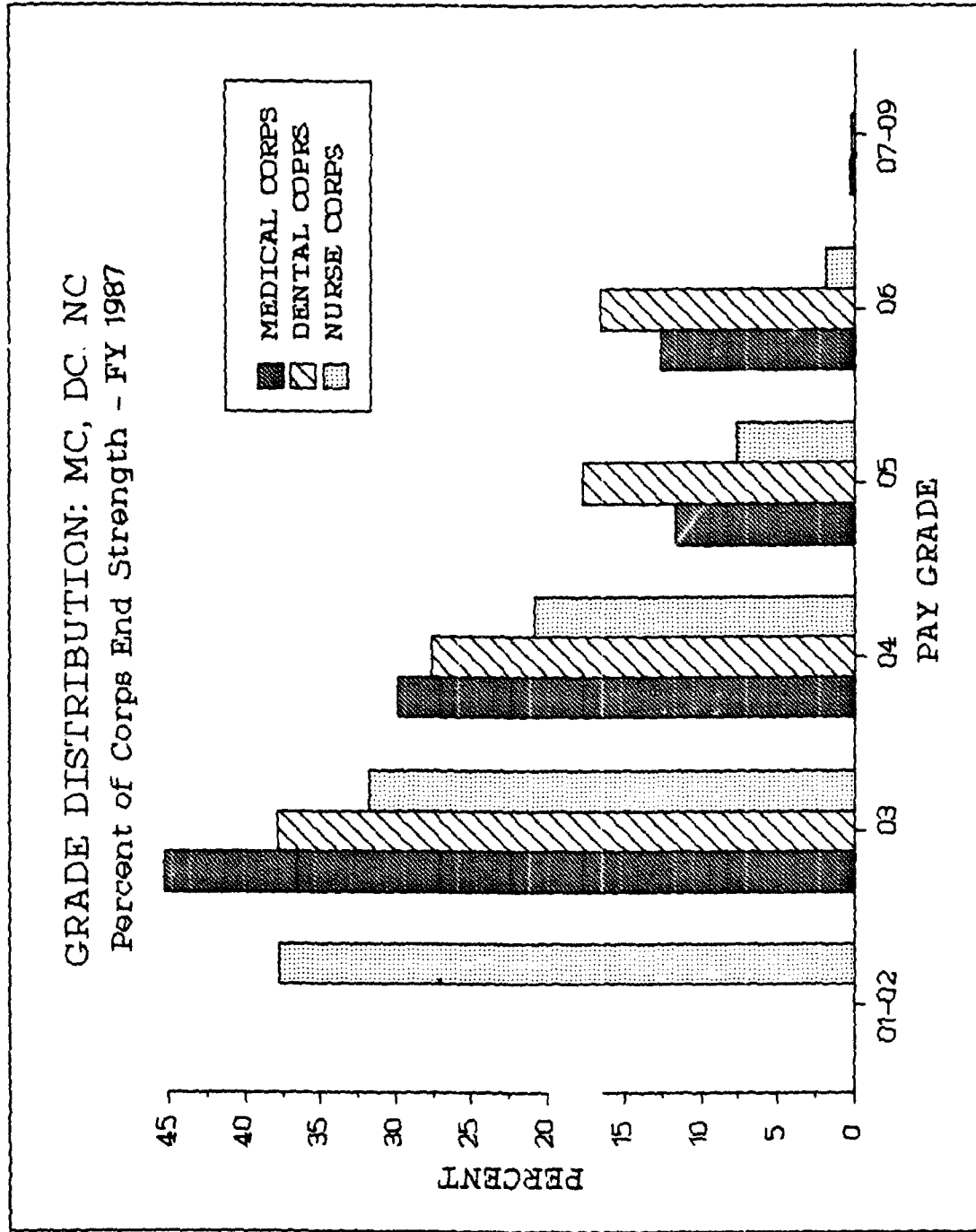
Prepared by: Washington Headquarters Services
Directorate for Information
Operations and Reports

**FORMAT 2: GRADE DISTRIBUTION OF SELECTED ACTIVE DUTY MEDICAL PERSONNEL
BY PRIMARY DISCIPLINE
FISCAL YEAR 1987**

DISCIPLINE	SERVICE	PAY GRADE													TOTAL				
		O-1	O-2	O-3	O-4	O-5	O-6	O-7	O-8	O-9+	W-1	W-2	W-3	W-4					
VETERINARY FOOD TECH (ARMY)	ARMY	0	0	0	0	0	0	0	0	0	0	0	0	0	5	47	0	0	52
	NAVY	0	0	0	0	0	0	0	0	0	0	0	0	0	0	0	0	0	0
	USAF	0	0	0	0	0	0	0	0	0	0	0	0	0	0	0	0	0	0
	TOTAL	0	0	0	0	0	0	0	0	0	0	0	0	0	5	47	0	0	52
GRAND TOTALS	ARMY	1482	1530	6570	4256	2132	1422	13	8	1	34	361	258	15	18082				
	NAVY	781	765	4467	2887	1388	842	10	6	1	0	47	53	159	11406				
	USAF	1273	1491	5731	3518	1361	1016	10	5	1	0	0	0	0	14406				
	TOTAL	3536	3786	16768	10661	4881	3280	33	19	3	34	408	311	174	43894				

Prepared by: Washington Headquarters Services
Directorate for Information
Operations and Reports

FIGURE 3



Prepared by: Washington Headquarters Services
Directorate for Information
Operations and Reports

**FORMAT 3: PROFESSIONAL HEALTH MANPOWER PERSONNEL BY CORPS AND SEX
FISCAL YEAR 1987**

CORPS	SERVICE	SEX		TOTAL
		MALE	FEMALE	
MEDICAL CORPS	ARMY	4604	685	5289
	NAVY	3490	408	3898
	USAF	3526	478	4004
	TOTAL	11620	1571	13191
DENTAL CORPS	ARMY	1568	102	1670
	NAVY	1581	129	1710
	USAF	1480	96	1576
	TOTAL	4629	327	4956
NURSE CORPS	ARMY	1195	3355	4550
	NAVY	783	2321	3104
	USAF	1152	4053	5205
	TOTAL	3130	9729	12859
MEDICAL SERVICE CORPS	ARMY	4167	587	4754
	NAVY	2056	379	2435
	USAF	1109	146	1255
	TOTAL	7332	1112	8444

Prepared by: Washington Headquarters Services
Directorate for Information
Operations and Reports

**FORMAT 3: PROFESSIONAL HEALTH MANPOWER PERSONNEL BY CORPS AND SEX
FISCAL YEAR 1987**

CORPS	SERVICE	SEX		TOTAL
		MALE	FEMALE	
ARMY MEDICAL SPECIALIST CORPS	ARMY	170	299	469
	NAVY	0	0	0
	USAF	0	0	0
	TOTAL	170	299	469
BIOMEDICAL SCIENCES CORPS (USAF)	ARMY	0	0	0
	NAVY	0	0	0
	USAF	1954	412	2366
	TOTAL	1954	412	2366
VETERINARY CORPS (ARMY)	ARMY	400	43	443
	NAVY	0	0	0
	USAF	0	0	0
	TOTAL	400	43	443
TOTAL OFFICERS	ARMY	12104	5071	17175
	NAVY	7910	3237	11147
	USAF	9221	5185	14406
	TOTAL	29235	13493	42728
WARRANT OFFICERS	ARMY	644	24	668
	NAVY	248	11	259
	USAF	0	0	0
	TOTAL	892	35	927

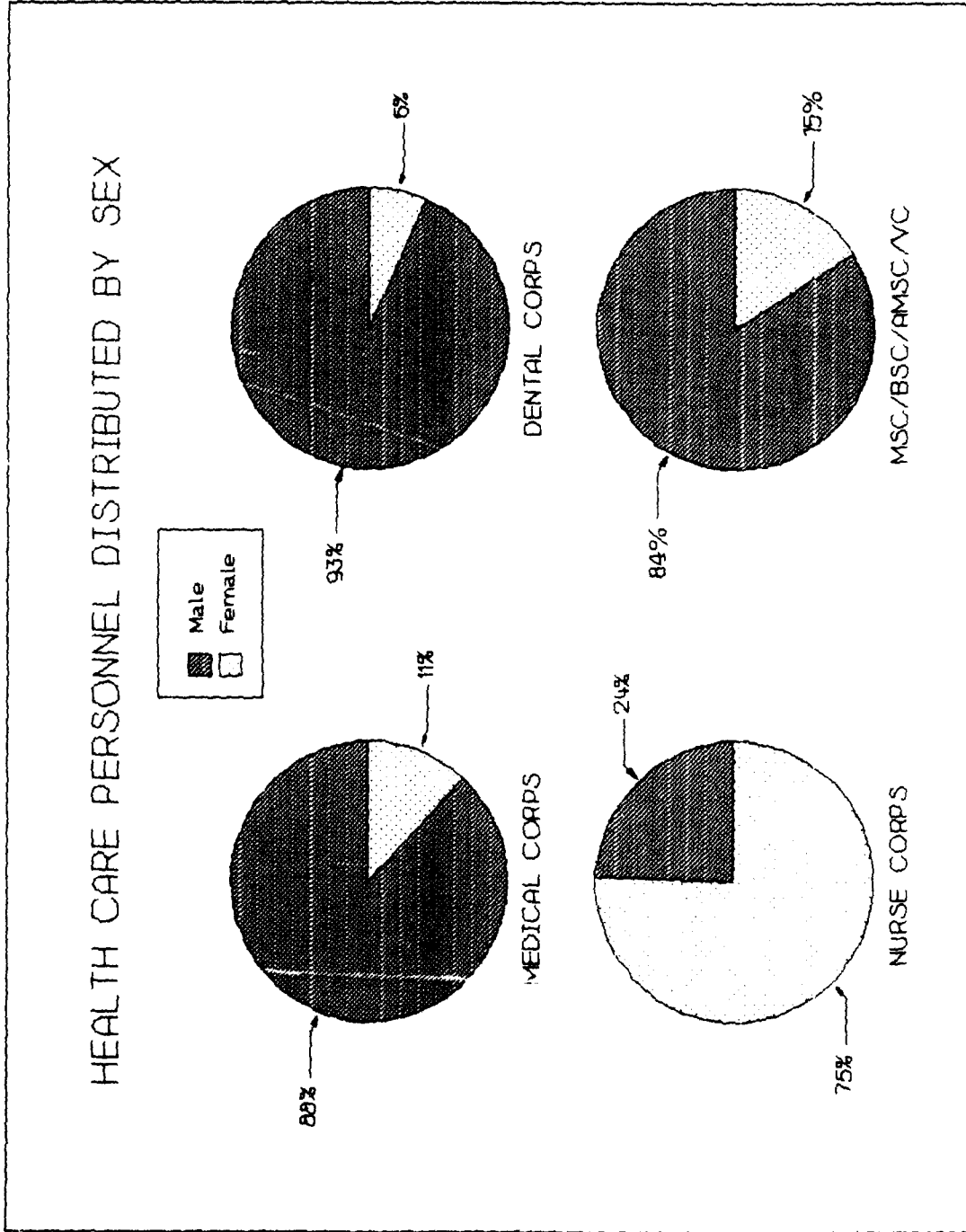
Prepared by: Washington Headquarters Services
Directorate for Information
Operations and Reports

**FORMAT 3: PROFESSIONAL HEALTH MANPOWER PERSONNEL BY CORPS AND SEX
FISCAL YEAR 1987**

CORPS	SERVICE	SEX		TOTAL
		MALE	FEMALE	
ENLISTED MEDICAL PERSONNEL	ARMY	33811	11629	45440
	NAVY	22159	4480	26639
	USAF	18292	7447	25739
	TOTAL	74262	23556	97818
ENLISTED DENTAL PERSONNEL	ARMY	1716	942	2658
	NAVY	2398	1340	3738
	USAF	2529	1147	3676
	TOTAL	6643	3429	10072
GRAND TOTALS	ARMY	48275	17666	65941
	NAVY	32715	9068	41783
	USAF	30042	13779	43821
	TOTAL	111032	40513	151545

Prepared by: Washington Headquarters Services
Directorate for Information
Operations and Reports

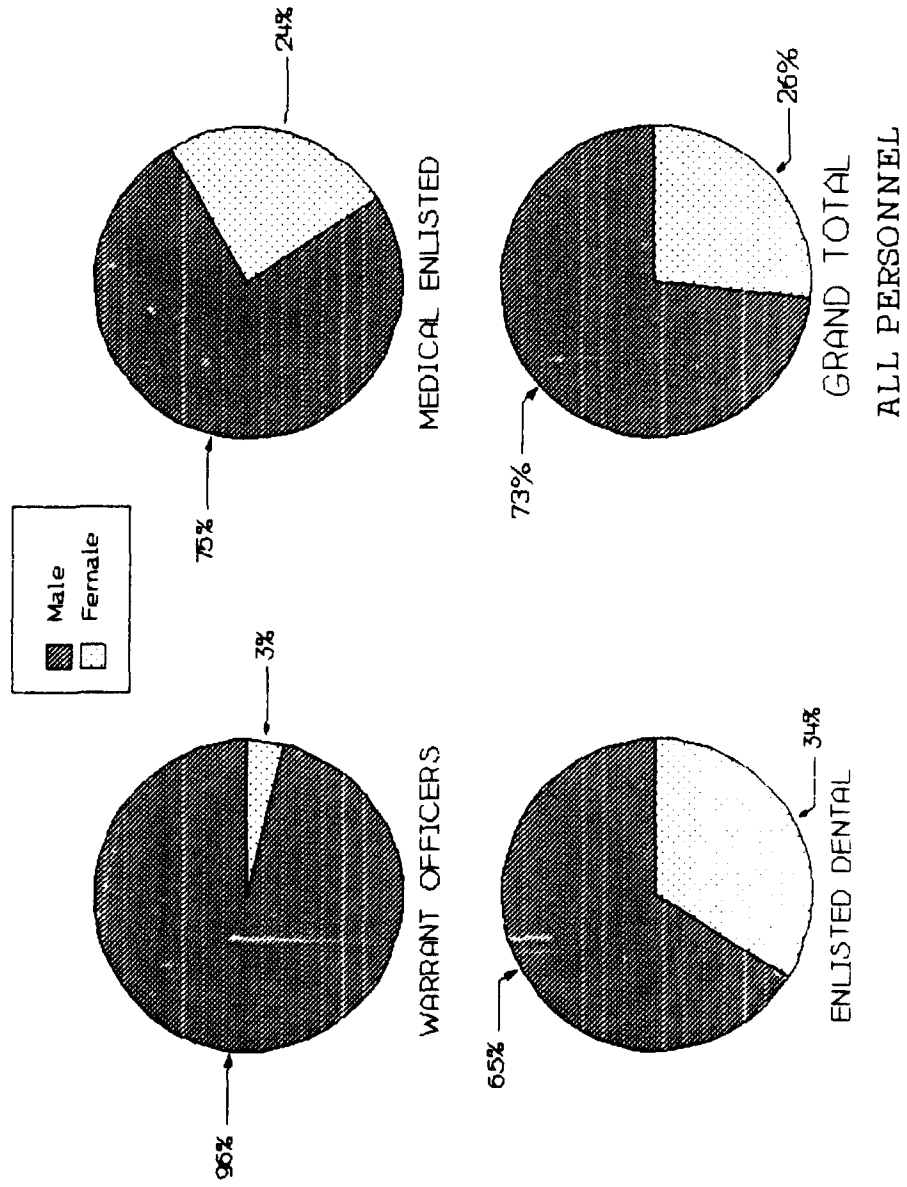
FIGURE 4



Prepared by Washington Headquarters Services
Directorate for Information
Operations and Reports

FIGURE 5

HEALTH CARE PERSONNEL DISTRIBUTED BY SEX



**FORMAT 4: GAINS, LOSSES, AND AUTHORIZATIONS OF SELECTED DISCIPLINES
FISCAL YEAR 1987**

DISCIPLINE	SERVICE	CURRENT FY				FY + 1				FY + 2				FY + 3			
		BEGIN STREN.	TOTAL GAIN	TOTAL LOSS	BUDGT. AUTH.	BEGIN STREN.	TOTAL GAIN	TOTAL LOSS	BUDGT. AUTH.	BEGIN STREN.	TOTAL GAIN	TOTAL LOSS	BUDGT. AUTH.	BEGIN STREN.	TOTAL GAIN	TOTAL LOSS	BUDGT. AUTH.
PHYSICIAN	ARMY	5349	491	551	5387	5289	530	383	5436	5436	530	478	5488	5488	530	483	5535
	NAVY	3945	438	485	4110	3898	558	436	4219	4020	556	456	4272	4120	564	419	4341
	USAF	3973	510	479	4019	4004	559	511	4052	4052	617	553	4116	4116	559	522	4153
	TOTAL	13267	1439	1515	13516	13191	1647	1330	13707	13508	1703	1487	13876	13724	1653	1424	14029
DENTIST	ARMY	1715	101	146	1682	1670	120	108	1682	1682	140	226	1596	1596	140	140	1596
	NAVY	1714	139	143	1709	1710	194	191	1715	1713	193	186	1725	1720	193	186	1731
	USAF	1614	50	128	1567	1576	70	122	1524	1524	93	116	1501	1501	110	111	1500
	TOTAL	5043	330	417	4958	4956	384	421	4921	4919	426	528	4822	4817	443	437	4827
REGISTERED NURSE	ARMY	4502	537	489	4575	4550	510	481	4579	4579	510	424	4665	4665	510	510	4665
	NAVY	3111	285	292	3446	3104	405	297	3431	3212	388	305	3432	3295	403	320	3478
	USAF	5124	649	568	5283	5205	766	563	5408	5408	784	566	5626	5626	641	563	5704
	TOTAL	12737	1471	1349	13304	12859	1681	1341	13418	13199	1682	1295	13723	13586	1554	1393	13847
OPTOMETRIST	ARMY	164	16	16	195	164	24	24	164	164	24	24	164	164	26	26	164
	NAVY	128	10	15	141	123	11	8	142	126	11	7	152	130	14	10	153
	USAF	197	14	26	192	185	24	20	189	189	37	26	200	200	22	21	201
	TOTAL	489	40	57	528	472	59	52	495	479	72	57	516	494	62	57	518

Prepared by: Washington Headquarters Services
Directorate for Information
Operations and Reports

**FORMAT 4: GAINS, LOSSES, AND AUTHORIZATIONS OF SELECTED DISCIPLINES
FISCAL YEAR 1987**

DISCIPLINE	SERVICE	FY + 4				FY + 5				FY + 6			
		BEGIN STREN.	TOTAL GAIN	TOTAL LOSS	BUDGT. AUTH.	BEGIN STREN.	TOTAL GAIN	TOTAL LOSS	BUDGT. AUTH.	BEGIN STREN.	TOTAL GAIN	TOTAL LOSS	BUDGT. AUTH.
PHYSICIAN	ARMY	5535	530	483	5582	530	440	5672	5672	530	530	5672	5672
	NAVY	4265	566	443	4420	570	453	4505	4505	572	572	4505	4505
	USAF	4153	601	542	4212	525	524	4213	4213	572	572	4213	4213
	TOTAL	13953	1697	1468	14214	1625	1417	14390	14390	1674	1674	14390	14390
DENTIST	ARMY	1596	140	140	1596	140	140	1596	1596	200	200	1596	1596
	NAVY	1727	190	183	1754	190	184	1761	1761	188	181	1761	1761
	USAF	1500	96	93	1503	95	95	1503	1503	94	94	1503	1503
	TOTAL	4823	426	416	4853	425	419	4860	4860	482	475	4860	4860
REGISTERED NURSE	ARMY	4665	510	510	4665	510	510	4665	4665	510	510	4665	4665
	NAVY	3378	411	329	3522	336	336	3543	3543	336	336	3543	3543
	USAF	5704	724	611	5817	640	640	5817	5817	590	590	5817	5817
	TOTAL	13747	1645	1450	14004	1486	1486	14025	14025	1436	1436	14025	14025
OPTOMETRIST	ARMY	164	26	26	164	26	26	164	164	26	26	164	164
	NAVY	134	15	8	155	15	8	155	155	17	10	155	155
	USAF	201	19	19	201	18	18	201	201	17	17	201	201
	TOTAL	499	60	53	520	59	52	520	520	60	53	520	520

Prepared by: Washington Headquarters Services
Directorate for Information Operations and Reports

**FORMAT 4: GAINS, LOSSES, AND AUTHORIZATIONS OF SELECTED DISCIPLINES
FISCAL YEAR 1987**

DISCIPLINE	SERVICE	CURRENT FY				FY + 1				FY + 2				FY + 3			
		BEGIN STREN.	TOTAL GAIN	TOTAL LOSS	BUDGT. AUTH.	BEGIN STREN.	TOTAL GAIN	TOTAL LOSS	BUDGT. AUTH.	BEGIN STREN.	TOTAL GAIN	TOTAL LOSS	BUDGT. AUTH.	BEGIN STREN.	TOTAL GAIN	TOTAL LOSS	BUDGT. AUTH.
PHARMACIST	ARMY	191	15	15	225	191	15	4	202	202	15	14	203	203	15	14	204
	NAVY	153	3	23	152	133	13	9	154	137	14	8	159	143	15	10	172
	USAF	173	19	15	192	177	23	8	192	192	14	12	194	194	14	12	196
	TOTAL	517	37	53	569	501	51	21	548	531	43	34	556	540	44	36	572
PODIATRIST	ARMY	34	9	9	44	34	10	4	40	40	10	10	40	40	10	10	40
	NAVY	24	0	2	22	22	3	5	23	20	3	2	24	21	3	2	25
	USAF	32	2	4	31	30	4	3	31	31	2	2	31	31	2	2	31
	TOTAL	90	11	15	97	86	17	12	94	91	15	14	95	92	15	14	96
PSYCHOLOGIST	ARMY	146	17	0	155	163	17	10	170	170	17	24	163	163	17	22	158
	NAVY	165	10	31	140	144	9	14	149	139	10	8	149	141	10	8	151
	USAF	158	39	20	173	177	23	17	173	183	23	18	178	188	23	25	178
	TOTAL	469	66	51	468	484	49	41	492	492	50	50	490	492	50	55	487
VETERINARIAN	ARMY	438	47	43	442	442	50	50	442	442	45	45	442	442	45	45	442
	NAVY	0	0	0	0	0	0	0	0	0	0	0	0	0	0	0	0
	USAF	27	0	9	22	18	0	4	15	14	0	2	13	12	0	2	13
	TOTAL	465	47	52	464	460	50	54	457	456	45	47	455	454	45	47	455

Prepared by: Washington Headquarters Services
Directorate for Information
Operations and Reports

**FORMAT 4: GAINS, LOSSES, AND AUTHORIZATIONS OF SELECTED DISCIPLINES
FISCAL YEAR 1987**

DISCIPLINE	SERVICE	FY + 4				FY + 5				FY + 6			
		BEGN STREN	TOTAL GAIN	TOTAL LOSS	BUDGT. AUTH.	BEGN STREN	TOTAL GAIN	TOTAL LOSS	BUDGT. AUTH.	BEGN STREN	TOTAL GAIN	TOTAL LOSS	BUDGT. AUTH.
PHARMACIST	ARMY	204	15	14	205	205	15	15	205	205	15	15	205
	NAVY	148	15	7	173	156	15	7	173	164	18	9	173
	USAF	196	20	17	199	199	15	15	199	199	16	16	199
	TOTAL	548	50	38	577	560	45	37	577	568	49	40	577
PODIATRIST	ARMY	40	10	10	40	40	10	10	40	40	10	10	40
	NAVY	22	3	2	25	23	3	2	25	24	3	2	25
	USAF	31	2	2	31	31	2	2	31	31	2	2	31
	TOTAL	93	15	14	96	94	15	14	96	95	15	14	96
PSYCHOLOGIST	ARMY	158	17	23	152	152	17	22	147	147	17	22	142
	NAVY	143	12	8	153	147	12	8	153	151	12	8	155
	USAF	186	23	22	178	187	23	21	178	189	23	21	178
	TOTAL	487	52	53	483	486	52	51	478	487	52	51	475
VETERINARIAN	ARMY	442	45	45	442	442	45	45	442	442	45	45	442
	NAVY	0	0	0	0	0	0	0	0	0	0	0	0
	USAF	10	0	2	13	8	0	2	13	6	0	1	13
	TOTAL	452	45	47	455	450	45	47	455	448	45	46	455

Prepared by: Washington Headquarters Services
Directorate for Information
Operations and Reports

**FORMAT 4: GAINS, LOSSES, AND AUTHORIZATIONS OF SELECTED DISCIPLINES
FISCAL YEAR 1987**

DISCIPLINE	SERVICE	CURRENT FY			FY + 1			FY + 2			FY + 3		
		BEGIN STREN.	TOTAL GAIN	TOTAL LOSS	BUDGT. AUTH.	BEGIN STREN.	TOTAL GAIN	TOTAL LOSS	BUDGT. AUTH.	BEGIN STREN.	TOTAL GAIN	TOTAL LOSS	BUDGT. AUTH.
PHYSICIAN ASSISTANT	ARMY	568	44	81	532	531	47	566	566	42	42	42	566
	NAVY	269	14	24	300	259	21	289	289	25	21	21	269
	USAF	483	0	13	463	470	44	453	453	47	47	43	453
	TOTAL	1320	58	118	1295	1260	112	1308	1308	114	110	106	1194

Prepared by: Washington Headquarters Services
Directorate for Information
Operations and Reports

**FORMAT 4: GAINS, LOSSES, AND AUTHORIZATIONS OF SELECTED DISCIPLINES
FISCAL YEAR 1987**

DISCIPLINE	SERVICE	FY + 4			FY + 5			FY + 6					
		BEGIN STREN.	TOTAL GAIN	TOTAL LOSS	BUDGT. AUTH.	BEGIN STREN.	TOTAL GAIN	TOTAL LOSS	BUDGT. AUTH.	BEGIN STREN.	TOTAL GAIN	TOTAL LOSS	BUDGT. AUTH.
PHYSICIAN ASSISTANT	ARMY	566	42	42	566	566	42	42	566	566	42	42	566
	NAVY	320	45	20	169	345	50	20	178	375	21	21	178
	USAF	453	47	47	453	453	46	46	453	453	50	50	453
	TOTAL	1339	134	109	1188	1364	138	108	1197	1394	113	113	1197

Prepared by: Washington Headquarters Services
Directorate for Information
Operations and Reports

**FORMAT 5: DIRECT ACCESSIONS BY DISCIPLINE BY YEAR
FISCAL YEAR 1987**

DISCIPLINE	SERVICE	CURRENT FISCAL YEAR				
		GOAL	NO. OF APPLICANTS	NO. OF SELECTEES	NO. ENTERED ACTIVE DUTY	NO. DECLINED
PHYSICIAN	ARMY	99	100	85	85	16
	NAVY	139	56	26	46	8
	USAF	114	256	222	123	76
	TOTAL	352	412	333	254	100
DENTIST	ARMY	120	274	138	88	33
	NAVY	68	138	91	55	42
	USAF	74	283	130	86	33
	TOTAL	262	695	359	229	108
REGISTERED NURSE	ARMY	302	665	487	304	212
	NAVY	264	331	304	269	48
	USAF	574	966	925	595	110
	TOTAL	1140	1962	1716	1168	370
OPTOMETRIST	ARMY	0	30	16	11	5
	NAVY	13	21	21	10	11
	USAF	13	49	33	14	10
	TOTAL	26	100	70	35	26

Prepared by: Washington Headquarters Services
Directorate for Information
Operations and Reports

**FORMAT 5: DIRECT ACCESSIONS BY DISCIPLINE BY YEAR
FISCAL YEAR 1987**

DISCIPLINE	SERVICE	CURRENT FISCAL YEAR				NO. ENTERED ACTIVE DUTY	NO. DECLINED
		GOAL	NO. OF APPLICANTS	NO. OF SELECTEES			
PHARMACIST	ARMY	0	35	20	11	9	
	NAVY	3	5	5	3	2	
	USAF	18	46	29	19	4	
	TOTAL	21	86	54	33	15	
PODIATRIST	ARMY	0	23	9	7	1	
	NAVY	0	1	0	0	0	
	USAF	0	7	3	2	0	
	TOTAL	0	31	12	9	1	
PSYCHOLOGIST	ARMY	0	40	16	1	1	
	NAVY	11	13	13	10	4	
	USAF	34	67	50	39	9	
	TOTAL	45	120	79	50	14	
VETERINARIAN	ARMY	47	72	61	41	10	
	NAVY	0	0	0	0	0	
	USAF	0	0	0	0	0	
	TOTAL	47	72	61	41	10	

Prepared by: Washington Headquarters Services
Directorate for Information Operations and Reports

**FORMAT 5: DIRECT ACCESSIONS BY DISCIPLINE BY YEAR
FISCAL YEAR 1987**

DISCIPLINE	SERVICE	CURRENT FISCAL YEAR				
		GOAL	NO. OF APPLICANTS	NO. OF SELECTEES	NO. ENTERED ACTIVE DUTY	NO. DECLINED
PHYSICIAN ASSISTANT	ARMY	0	0	0	0	0
	NAVY	0	0	0	0	0
	USAF	0	36	11	0	0
	TOTAL	0	36	11	0	0

Prepared by: Washington Headquarters Services
Directorate for Information
Operations and Reports

**FORMAT 5: DIRECT ACCESSIONS BY DISCIPLINE BY YEAR
FISCAL YEAR 1987**

DISCIPLINE	SERVICE	GOAL	NO. OF APPLICANTS	NO. OF SELECTEES		NO. ACCEPTED	NO. DECLINED
				P	A		
PHYSICIAN (AFHPSP)	ARMY	340	813	340	126	214	126
	NAVY	325	1215	440	115	325	115
	USAF	390	827	432	204	405	93
	TOTAL	1055	2855	1212	445	944	334

Prepared by: Washington Headquarters Services
Directorate for Information
Operations and Reports

**FORMAT 6: PHYSICIAN ACCESSIONS BY PAY GRADE AT TIME OF REPORT
FISCAL YEAR 1987**

SOURCE	SERVICE	PAY GRADE					TOTAL
		O-3	O-4	O-5	O-6	O-7	
AFHPS	ARMY	319	5	0	0	324	
	NAVY	328	23	0	0	351	
	USAF	321	18	0	0	339	
	TOTAL	968	46	0	0	1014	
USUHS	ARMY	61	0	0	0	61	
	NAVY	41	0	0	0	41	
	USAF	46	0	0	0	46	
	TOTAL	148	0	0	0	148	
ROTC ED DELAY	ARMY	21	0	0	0	21	
	NAVY	0	0	0	0	0	
	USAF	2	0	0	0	2	
	TOTAL	23	0	0	0	23	
DIRECT ACCESSIONS	ARMY	27	23	20	15	85	
	NAVY	9	17	10	10	46	
	USAF	65	43	13	2	123	
	TOTAL	101	83	43	27	254	

Prepared by: Washington Headquarters Services
Directorate for Information
Operations and Reports

**FORMAT 6: PHYSICIAN ACCESSIONS BY PAY GRADE AT TIME OF REPORT
FISCAL YEAR 1987**

SOURCE	SERVICE	PAY GRADE				TOTAL
		O-3	O-4	O-5	O-6	
GRAND TOTALS	ARMY	428	28	20	15	491
	NAVY	378	40	10	10	438
	USAF	434	61	13	2	510
	TOTAL	1240	129	43	27	1439

Prepared by: Washington Headquarters Services
Directorate for Information
Operations and Reports

**FORMAT 7: DIRECT ACCESSION PHYSICIANS BY PAY GRADE AT TIME OF REPORT
FISCAL YEAR 1987**

PAY GRADE	SERVICE	FOREIGN MEDICAL GRADUATE (FMG) ACCESSIONS				AMERICAN MEDICAL GRADUATE ACCESSIONS	TOTAL DIRECT ACCESSIONS
		NUMBER OF ALIENS	NUMBER OF U.S. CITIZENS		TOTAL FMG'S		
			NATIVE	NATURALIZED			
0-3	ARMY	0	3	1	4	23	27
	NAVY	0	0	0	0	9	9
	USAF	1	10	1	12	53	65
	TOTAL	1	13	2	16	85	101
0-4	ARMY	1	0	2	3	20	23
	NAVY	0	0	0	0	17	17
	USAF	0	3	5	8	35	43
	TOTAL	1	3	7	11	72	83
0-5	ARMY	0	1	2	3	17	20
	NAVY	0	0	1	1	9	10
	USAF	0	0	1	1	12	13
	TOTAL	0	1	4	5	38	43
0-6	ARMY	0	0	1	1	14	15
	NAVY	0	0	0	0	10	10
	USAF	0	0	0	0	2	2
	TOTAL	0	0	1	1	26	27

Prepared by: Washington Headquarters Services
Directorate for Information Operations and Reports

**FORMAT 7: DIRECT ACCESSION PHYSICIANS BY PAY GRADE AT TIME OF REPORT
FISCAL YEAR 1987**

PAY GRADE	SERVICE	FOREIGN MEDICAL GRADUATE (FMG) ACCESSIONS					AMERICAN MEDICAL GRADUATE ACCESSIONS	TOTAL DIRECT ACCESSIONS
		NUMBER OF ALIENS	NUMBER OF U.S. CITIZENS		TOTAL FMG'S			
			NATIVE	NATURALIZED				
GRAND TOTALS								
	ARMY	1	4	6	11	74	85	
	NAVY	0	0	1	1	45	46	
	USAF	1	13	7	21	102	123	
	TOTAL	2	17	14	33	221	254	

Prepared by: Washington Headquarters Services
Directorate for Information Operations and Reports

**FORMAT 8: CURRENTLY IDENTIFIED AND BEST ESTIMATE OF HEALTH MANPOWER
ACCESSIONS, BY DISCIPLINE AND YEAR
FISCAL YEAR 1987**

SOURCE	SERVICE	CURRENT FY	FY + 1	FY + 2	FY + 3	FY + 4	FY + 5	FY + 6
		ACTUAL	BEST EST.	BEST EST.	BEST EST.	BEST EST.	BEST EST.	BEST EST.
AFHSP TOTAL	ARMY	324	362	362	360	356	355	355
	NAVY	351	369	352	364	366	369	371
	USAF	339	368	414	359	353	351	341
	TOTAL	1014	1099	1128	1083	1075	1075	1067
DIRECT	ARMY	255	277	275	276	270	270	270
	NAVY	216	216	199	205	206	206	206
	USAF	123	120	120	120	120	120	120
	TOTAL	594	613	594	601	596	596	596
DEFERRED	ARMY	69	85	87	84	86	85	85
	NAVY	135	153	153	159	160	163	165
	USAF	216	248	294	239	233	231	221
	TOTAL	420	486	534	482	479	479	471
USUHS TOTAL	ARMY	61	60	60	60	60	60	60
	NAVY	41	38	55	49	48	48	48
	USAF	46	50	45	50	49	48	48
	TOTAL	148	148	160	159	157	156	156

Prepared by Washington Headquarters Services
Directorate for Information
Operations and Reports

**FORMAT 8: CURRENTLY IDENTIFIED AND BEST ESTIMATE OF HEALTH MANPOWER
ACCESSIONS, BY DISCIPLINE AND YEAR
FISCAL YEAR 1987**

SOURCE	SERVICE	CURRENT FY	FY + 1	FY + 2	FY + 3	FY + 4	FY + 5	FY + 6
		ACTUAL	BEST EST.	BEST EST.	BEST EST.	BEST EST.	BEST EST.	BEST EST.
DIRECT ACCESSIONS TOTAL	ARMY	85	88	88	90	94	95	95
	NAVY	46	151	149	151	152	153	153
	USAF	123	137	152	142	191	118	175
	TOTAL	254	376	389	383	437	366	423
TO GME - 1	ARMY	10	4	4	4	4	4	4
	NAVY	0	0	0	0	0	0	0
	USAF	24	16	16	16	16	16	16
	TOTAL	34	20	20	20	20	20	20
TO FULL RESIDENCY	ARMY	8	15	15	16	15	15	15
	NAVY	1	11	11	12	12	12	12
	USAF	0	0	0	0	0	0	0
	TOTAL	9	26	26	28	27	27	27
U. S. MED SCHOOL GRAD TO NOT IN TRAINING	ARMY	56	56	57	63	68	69	69
	NAVY	44	139	136	137	137	138	138
	USAF	74	91	105	95	133	80	122
	TOTAL	174	286	298	295	338	287	329

Prepared by: Washington Headquarters Services
Directorate for Information
Operations and Reports

**FORMAT 8: CURRENTLY IDENTIFIED AND BEST ESTIMATE OF HEALTH MANPOWER
ACCESSIONS, BY DISCIPLINE AND YEAR
FISCAL YEAR 1987**

SOURCE	SERVICE	CURRENT FY	FY + 1	FY + 2	FY + 3	FY + 4	FY + 5	FY + 6
		ACTUAL	BEST EST.	BEST EST.	BEST EST.	BEST EST.	BEST EST.	BEST EST.
FOREIGN MED SCHOOL GRAD TO NOT IN TRAINING	ARMY	11	13	12	7	7	7	7
	NAVY	1	1	2	2	3	3	3
	USAF	25	30	31	31	42	22	37
	TOTAL	37	44	45	40	52	32	47
ROTC TOTAL	ARMY	21	20	20	20	20	20	20
	NAVY	0	0	0	0	0	0	0
	USAF	2	4	6	8	8	8	8
	TOTAL	23	24	26	28	28	28	28
ED DELAY TO GME-1	ARMY	6	3	3	3	3	3	3
	NAVY	0	0	0	0	0	0	0
	USAF	2	2	4	4	4	4	4
	TOTAL	8	5	7	7	7	7	7
ED DELAY TO FULL RESIDENCY	ARMY	0	0	0	0	0	0	0
	NAVY	0	0	0	0	0	0	0
	USAF	0	0	0	0	0	0	0
	TOTAL	0	0	0	0	0	0	0

Prepared by: Washington Headquarters Services
Directorate for Information
Operations and Reports

**FORMAT 8: CURRENTLY IDENTIFIED AND BEST ESTIMATE OF HEALTH MANPOWER
ACCESSIONS, BY DISCIPLINE AND YEAR
FISCAL YEAR 1987**

SOURCE	SERVICE	CURRENT FY	FY + 1	FY + 2	FY + 3	FY + 4	FY + 5	FY + 6
		ACTUAL	BEST EST.	BEST EST.	BEST EST.	BEST EST.	BEST EST.	BEST EST.
ED DELAY TO NOT IN TRAINING	ARMY	15	17	17	17	17	17	17
	NAVY	0	0	0	0	0	0	0
	USAF	0	2	2	4	4	4	4
	TOTAL	15	19	19	21	21	21	21
TOTAL PHYSICIANS	ARMY	491	530	530	530	530	530	530
	NAVY	438	558	556	564	566	570	572
	USAF	510	559	617	559	601	525	572
	TOTAL	1439	1647	1703	1653	1697	1625	1674

Prepared by: Washington Headquarters Services
Directorate for Information
Operations and Reports

**FORMAT 8: CURRENTLY IDENTIFIED AND BEST ESTIMATE OF HEALTH MANPOWER
ACCESSIONS, BY DISCIPLINE AND YEAR
FISCAL YEAR 1987**

SOURCE	SERVICE	CURRENT FY	FY + 1	FY + 2	FY + 3	FY + 4	FY + 5	FY + 6
		ACTUAL	BEST EST.	BEST EST.	BEST EST.	BEST EST.	BEST EST.	BEST EST.
AFHPSP	DENTIST							
	ARMY	0	0	0	0	0	0	0
	NAVY	0	0	0	0	0	0	0
	USAF	0	0	0	0	0	0	0
	TOTAL	0	0	0	0	0	0	0
DIRECT ACCESSIONS	ARMY	88	105	125	125	125	125	125
	NAVY	55	81	90	90	87	87	85
	USAF	86	68	93	110	96	95	94
	TOTAL	229	254	308	325	308	307	304
OTHER	ARMY	13	15	15	15	15	15	15
	NAVY	84	113	103	103	103	103	103
	USAF	4	2	0	0	0	0	0
	TOTAL	101	130	118	118	118	118	118
TOTAL DENTISTS	ARMY	101	120	140	140	140	140	140
	NAVY	139	194	193	193	190	190	188
	USAF	90	70	93	110	96	95	94
	TOTAL	330	384	426	443	426	425	422

Prepared by: Washington Headquarters Services
Directorate for Information
Operations and Reports

**FORMAT 8: CURRENTLY IDENTIFIED AND BEST ESTIMATE OF HEALTH MANPOWER
ACCESSIONS, BY DISCIPLINE AND YEAR
FISCAL YEAR 1987**

SOURCE	SERVICE	CURRENT FY	FY + 1	FY + 2	FY + 3	FY + 4	FY + 5	FY + 6
		ACTUAL	BEST EST.	BEST EST.	BEST EST.	BEST EST.	BEST EST.	BEST EST.
AFHSP	VETERINARIAN							
	ARMY	0	0	0	0	0	0	0
	NAVY	0	0	0	0	0	0	0
	USAF	0	0	0	0	0	0	0
	TOTAL	0	0	0	0	0	0	0
DIRECT ACCESSIONS	ARMY	41	45	40	40	40	40	40
	NAVY	0	0	0	0	0	0	0
	USAF	0	0	0	0	0	0	0
	TOTAL	41	45	40	40	40	40	40
OTHER	ARMY	6	5	5	5	5	5	5
	NAVY	0	0	0	0	0	0	0
	USAF	0	0	0	0	0	0	0
	TOTAL	6	5	5	5	5	5	5
TOTAL VETERINARIANS	ARMY	47	50	45	45	45	45	45
	NAVY	0	0	0	0	0	0	0
	USAF	0	0	0	0	0	0	0
	TOTAL	47	50	45	45	45	45	45

Prepared by: Washington Headquarters Services
Directorate for Information
Operations and Reports

**FORMAT 8: CURRENTLY IDENTIFIED AND BEST ESTIMATE OF HEALTH MANPOWER
ACCESSIONS, BY DISCIPLINE AND YEAR
FISCAL YEAR 1987**

SOURCE	SERVICE	CURRENT FY	FY + 1	FY + 2	FY + 3	FY + 4	FY + 5	FY + 6
		ACTUAL	BEST EST.	BEST EST.	BEST EST.	BEST EST.	BEST EST.	BEST EST.
AFHPSP	ARMY	0	0	0	0	0	0	0
	NAVY	0	0	0	0	0	0	0
	USAF	0	0	0	0	0	0	0
	TOTAL	0	0	0	0	0	0	0
DIRECT ACCESSIONS	ARMY	11	16	16	18	18	18	18
	NAVY	10	11	11	14	15	15	17
	USAF	14	24	37	22	19	18	17
	TOTAL	35	51	64	54	52	51	52
OTHER	ARMY	5	8	8	8	8	8	8
	NAVY	0	0	0	0	0	0	0
	USAF	0	0	0	0	0	0	0
	TOTAL	5	8	8	8	8	8	8
TOTAL OPTOMETRISTS	ARMY	16	24	24	26	26	26	26
	NAVY	10	11	11	14	15	15	17
	USAF	14	24	37	22	19	18	17
	TOTAL	40	59	72	62	60	59	60

Prepared by: Washington Headquarters Services
Directorate for Information
Operations and Reports

**FORMAT 8: CURRENTLY IDENTIFIED AND BEST ESTIMATE OF HEALTH MANPOWER
ACCESSIONS, BY DISCIPLINE AND YEAR
FISCAL YEAR 1987**

SOURCE	SERVICE	CURRENT FY	FY + 1	FY + 2	FY + 3	FY + 4	FY + 5	FY + 6
		ACTUAL	BEST EST.	BEST EST.	BEST EST.	BEST EST.	BEST EST.	BEST EST.
AFHPS	ARMY	0	0	0	0	0	0	0
	NAVY	0	0	0	0	0	0	0
	USAF	0	0	0	0	0	0	0
	TOTAL	0	0	0	0	0	0	0
DIRECT ACCESSIONS	ARMY	7	7	7	7	7	7	7
	NAVY	0	3	3	3	3	3	3
	USAF	2	4	2	2	2	2	2
	TOTAL	9	14	12	12	12	12	12
OTHER	ARMY	2	3	3	3	3	3	3
	NAVY	0	0	0	0	0	0	0
	USAF	0	0	0	0	0	0	0
	TOTAL	2	3	3	3	3	3	3
TOTAL PODIATRISTS	ARMY	9	10	10	10	10	10	10
	NAVY	0	3	3	3	3	3	3
	USAF	2	4	2	2	2	2	2
	TOTAL	11	17	15	15	15	15	15

Prepared by: Washington Headquarters Services
Directorate for Information
Operations and Reports

**FORMAT 8: CURRENTLY IDENTIFIED AND BEST ESTIMATE OF HEALTH MANPOWER
ACCESSIONS, BY DISCIPLINE AND YEAR
FISCAL YEAR 1987**

SOURCE	SERVICE	CURRENT FY	FY + 1	FY + 2	FY + 3	FY + 4	FY + 5	FY - 6
		ACTUAL	BEST EST.	BEST EST.	BEST EST.	BEST EST.	BEST EST.	BEST EST.
AFHSP	PSYCHOLOGIST							
	ARMY	0	0	0	0	0	0	0
	NAVY	0	0	0	0	0	0	0
	USAF	0	0	0	0	0	0	0
	TOTAL	0	0	0	0	0	0	0
DIRECT ACCESSIONS	ARMY	1	1	1	1	1	1	1
	NAVY	10	9	10	10	12	12	12
	USAF	39	23	23	23	23	23	23
	TOTAL	50	33	34	34	36	36	35
OTHER	ARMY	16	16	16	16	16	16	16
	NAVY	0	0	0	0	0	0	0
	USAF	0	0	0	0	0	0	0
	TOTAL	16	16	16	16	16	16	16
TOTAL PSYCHOLOGISTS	ARMY	17	17	17	17	17	17	17
	NAVY	10	9	10	10	12	12	12
	USAF	39	23	23	23	23	23	23
	TOTAL	66	49	50	50	52	52	52

Prepared by: Washington Headquarters Services
Directorate for Information
Operations and Reports

**FORMAT 8: CURRENTLY IDENTIFIED AND BEST ESTIMATE OF HEALTH MANPOWER
ACCESSIONS, BY DISCIPLINE AND YEAR
FISCAL YEAR 1987**

SOURCE	SERVICE	CURRENT FY		FY + 1	FY + 2	FY + 3	FY + 4	FY + 5	FY + 6
		ACTUAL	BEST EST.	BEST EST.	BEST EST.	BEST EST.	BEST EST.	BEST EST.	BEST EST.
NURSE PRACTITIONER DIRECT ACCESSIONS	ARMY	0	0	0	0	0	0	0	0
	NAVY	0	7	12	12	9	9	9	9
	USAF	6	6	6	6	6	6	6	6
	TOTAL	6	13	18	18	15	15	15	15
OTHER	ARMY	0	0	0	0	0	0	0	0
	NAVY	0	0	0	0	0	0	0	0
	USAF	0	0	0	0	0	0	0	0
	TOTAL	0	0	0	0	0	0	0	0
TOTAL NURSE PRACTITIONERS	ARMY	0	0	0	0	0	0	0	0
	NAVY	0	7	12	12	9	9	9	9
	USAF	6	6	6	6	6	6	6	6
	TOTAL	6	13	18	18	15	15	15	15

Prepared by: Washington Headquarters Services
Directorate for Information
Operations and Reports

**FORMAT 8: CURRENTLY IDENTIFIED AND BEST ESTIMATE OF HEALTH MANPOWER
ACCESSIONS, BY DISCIPLINE AND YEAR
FISCAL YEAR 1987**

SOURCE	SERVICE	CURRENT FY	FY + 1	FY + 2	FY + 3	FY + 4	FY + 5	FY + 6
		ACTUAL	BEST EST.	BEST EST.	BEST EST.	BEST EST.	BEST EST.	BEST EST.
OTHER NURSES DIRECT ACCESSIONS	ARMY	304	310	310	310	310	310	310
	NAVY	269	384	355	367	378	303	303
	USAF	589	695	713	570	653	569	519
	TOTAL	1162	1389	1379	1247	1341	1182	1132
OTHER	ARMY	233	200	200	200	200	200	200
	NAVY	16	14	20	24	24	24	24
	USAF	54	65	65	65	65	65	65
	TOTAL	303	279	285	289	289	289	289
TOTAL OTHER NURSES	ARMY	537	510	510	510	510	510	510
	NAVY	285	398	376	391	402	327	327
	USAF	643	760	778	635	718	634	584
	TOTAL	1465	1668	1664	1536	1630	1471	1421

Prepared by: Washington Headquarters Services
Directorate for Information
Operations and Reports

**FORMAT 8: CURRENTLY IDENTIFIED AND BEST ESTIMATE OF HEALTH MANPOWER
ACCESSIONS, BY DISCIPLINE AND YEAR
FISCAL YEAR 1987**

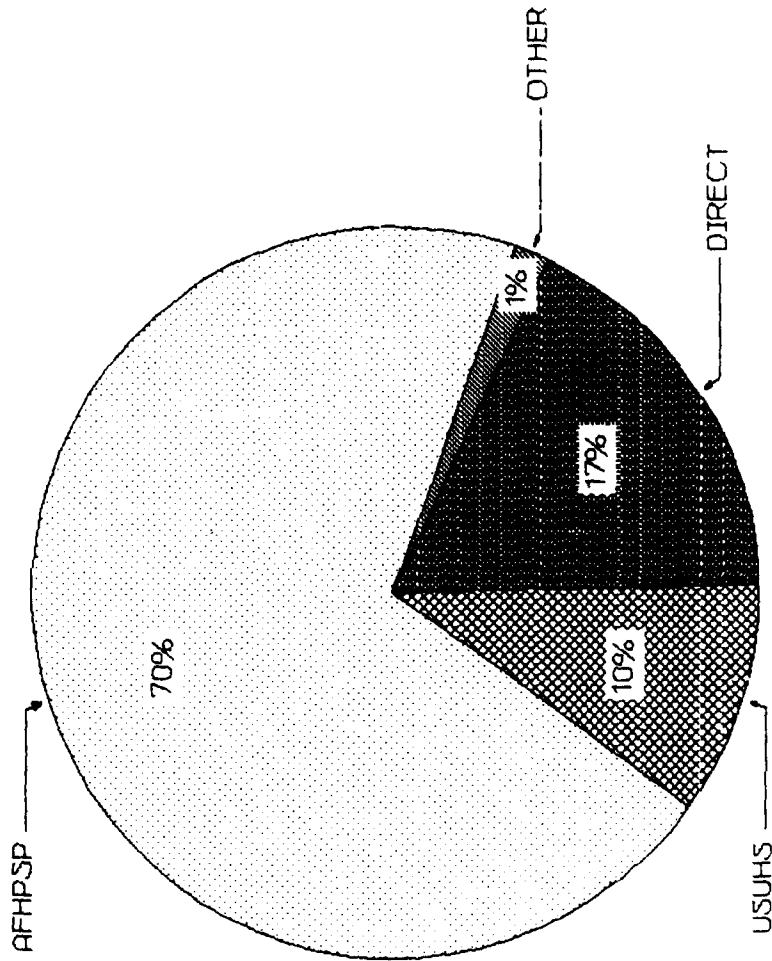
SOURCE	SERVICE	CURRENT FY	FY + 1	FY + 2	FY + 3	FY + 4	FY + 5	FY + 6
		ACTUAL	BEST EST.	BEST EST.	BEST EST.	BEST EST.	BEST EST.	BEST EST.
PHYSICIAN ASSISTANT DIRECT ACCESSIONS	ARMY	0	40	0	0	0	0	0
	NAVY	0	31	15	30	35	35	15
	USAF	0	27	47	43	47	46	50
	TOTAL	0	98	62	73	82	81	65
OTHER	ARMY	44	42	42	42	42	42	42
	NAVY	14	20	10	18	10	15	6
	USAF	0	0	0	0	0	0	0
	TOTAL	58	62	52	60	52	57	48
TOTAL PHYSICIAN ASSISTANTS	ARMY	44	82	42	42	42	42	42
	NAVY	14	51	25	48	45	50	21
	USAF	0	27	47	43	47	46	50
	TOTAL	58	160	114	133	134	138	113

Prepared by: Washington Headquarters Services
Directorate for Information
Operations and Reports

FIGURE 6

SOURCE OF PHYSICIAN ACCESSIONS

FY 1987



**FORMAT 9: NUMBER OF AFHPSP STUDENTS BY YEAR IN SCHOOL
FISCAL YEAR 1987**

DISCIPLINE	SERVICE	TOTAL NUMBER OF STUDENTS BY YEAR IN SCHOOL					TOTAL
		FRESHMAN	SOPHOMORE	JUNIOR	SENIOR		
PHYSICIAN	ARMY	238	322	340	339	1239	
	NAVY	86	279	308	326	999	
	USAF	224	347	339	352	1262	
	TOTAL	548	948	987	1017	3500	
DENTIST	ARMY	0	0	0	0	0	
	NAVY	0	0	0	0	0	
	USAF	0	0	0	0	0	
	TOTAL	0	0	0	0	0	
OPTOMETRIST	ARMY	0	0	0	0	0	
	NAVY	0	0	0	0	0	
	USAF	0	0	0	0	0	
	TOTAL	0	0	0	0	0	
PODIATRIST	ARMY	0	0	0	0	0	
	NAVY	0	0	0	0	0	
	USAF	0	0	0	0	0	
	TOTAL	0	0	0	0	0	

Prepared by: Washington Headquarters Services
Directorate for Information
Operations and Reports

**FORMAT 9: NUMBER OF AFHPSP STUDENTS BY YEAR IN SCHOOL
FISCAL YEAR 1987**

DISCIPLINE	SERVICE	TOTAL NUMBER OF STUDENTS BY YEAR IN SCHOOL					TOTAL
		FRESHMAN	SOPHOMORE	JUNIOR	SENIOR	TOTAL	
PSYCHOLOGIST	ARMY	0	0	0	0	0	0
	NAVY	0	0	0	0	0	0
	USAF	0	0	0	0	0	0
	TOTAL	0	0	0	0	0	0
VETERINARIAN	ARMY	0	0	0	0	0	0
	NAVY	0	0	0	0	0	0
	USAF	0	0	0	0	0	0
	TOTAL	0	0	0	0	0	0
TOTAL AFHPSP STUDENTS	ARMY	238	322	340	339	1239	1239
	NAVY	86	279	308	326	999	999
	USAF	224	347	339	352	1262	1262
	TOTAL	548	948	987	1017	3500	3500

Prepared by: Washington Headquarters Services
Directorate for Information
Operations and Reports

**FORMAT 10: GME--1 CONTINUATION AND EARLY RETURNS TO RESIDENCY
FISCAL YEAR 1987**

EDUCATION CATEGORIES	SERVICE	AFHPSP			OTHER ACCESSIONS	
		CURRENT FY			CURRENT FY	
		CONTINUED TO RESIDENCY	TOTAL ELIGIBLE	CONTINUED TO RESIDENCY	TOTAL ELIGIBLE	
ACTIVE DUTY CONTINUED TRAINING	ARMY	180	270	46	71	
	NAVY	29	210	11	40	
	USAF	110	137	34	54	
	TOTAL	319	617	91	165	
CIVILIAN DEFERRED CONTINUED TRAINING	ARMY	54	104	16	23	
	NAVY	114	162	0	0	
	USAF	200	245	6	23	
	TOTAL	368	511	22	46	
EARLY RETURNS TO RESIDENCY	ARMY	129	XXX	33	XXX	
	NAVY	233	XXX	0	XXX	
	USAF	34	XXX	14	XXX	
	TOTAL	396	XXX	47	XXX	

Prepared by: Washington Headquarters Services
Directorate for Information
Operations and Reports

**FORMAT 11: SERVICE SPONSORED GRADUATE MEDICAL EDUCATION (GME)
FISCAL YEAR 1987**

TRAINING PROGRAM CATEGORY	NUMBER OF STUDENTS BY YEAR OF COMPLETION DATE AND SOURCE OF TRAINING															GRAND TOTAL			
	CURRENT FY + 1		CURRENT FY + 2		CURRENT FY + 3		CURRENT FY + 4		CURRENT FY + 5		OVER 5		TOTAL						
	MIL	CIV	MIL	CIV	MIL	CIV	MIL	CIV	MIL	CIV	MIL	CIV	MIL	CIV					
GME-1 (INTERNS) TO NOT-IN-TRNG																			
ARMY	116	0	0	0	0	0	0	0	0	0	0	0	0	0	0	0	116	0	116
NAVY	198	0	0	0	0	0	0	0	0	0	0	0	0	0	0	0	198	0	198
USAF	43	0	0	0	0	0	0	0	0	0	0	0	0	0	0	0	43	0	43
TOTAL	357	0	0	0	0	0	0	0	0	0	0	0	0	0	0	0	357	0	357
GME-1 (INTERNS) TO CONT'D-IN-TRNG																			
ARMY	0	0	0	0	117	0	57	0	21	0	22	0	217	0	217	0	217	0	217
NAVY	0	0	0	0	23	0	29	0	6	1	1	0	59	1	60	1	60	1	60
USAF	0	0	0	0	98	0	26	0	22	0	0	0	146	9	155	9	155	9	155
TOTAL	0	0	0	0	238	0	112	0	49	1	23	0	422	239	432	239	432	239	432
SUBTOTAL - ALL GME-1																			
ARMY	116	0	0	0	117	0	57	0	21	0	22	0	333	0	333	0	333	0	333
NAVY	198	0	0	0	23	0	29	0	6	1	1	0	257	1	258	1	258	1	258
USAF	43	0	0	0	98	0	26	0	22	0	0	0	189	9	198	9	198	9	198
TOTAL	357	0	0	0	238	0	112	0	49	1	23	0	779	10	789	10	789	10	789
RESIDENTS																			
ARMY	368	6	340	16	240	8	103	5	1	5	0	3	1052	43	1095	43	1095	43	1095
NAVY	218	17	204	14	166	15	73	3	1	0	2	0	664	49	713	49	713	49	713
USAF	191	34	179	37	87	13	24	18	0	4	0	0	481	106	587	106	587	106	587
TOTAL	777	57	723	67	493	36	200	26	2	9	2	3	2197	624	2395	624	2395	624	2395

Prepared by: Washington Headquarters Services
Directorate for Information Operations and Reports

**FORMAT 11: SERVICE SPONSORED GRADUATE MEDICAL EDUCATION (GME)
FISCAL YEAR 1987**

TRAINING PROGRAM CATEGORY	NUMBER OF STUDENTS BY YEAR OF COMPLETION DATE AND SOURCE OF TRAINING														GRAND TOTAL			
	CURRENT FY + 1		CURRENT FY + 2		CURRENT FY + 3		CURRENT FY + 4		CURRENT FY + 5		OVER 5		TOTAL					
	MIL	CIV	MIL	CIV	MIL	CIV	MIL	CIV	MIL	CIV	MIL	CIV	MIL	CIV				
FELLOWS																		
ARMY	96	31	81	18	16	5	0	0	0	0	0	0	0	0	0	193	54	247
NAVY	16	19	27	15	6	4	0	0	0	0	0	0	0	0	0	49	38	87
USAF	36	23	22	16	3	2	0	1	0	0	0	0	0	0	61	42	103	
TOTAL	148	73	130	49	25	11	0	1	0	0	0	0	0	0	303	110	437	
TOTAL - ALL GME																		
ARMY	580	37	421	34	373	13	160	5	22	5	22	5	22	3	1578	97	1675	
NAVY	432	36	231	29	195	19	102	3	7	1	3	1	3	0	970	88	1058	
USAF	270	57	201	62	188	15	50	19	22	4	0	4	0	0	731	157	888	
TOTAL	1282	130	853	125	756	47	312	27	51	10	25	10	25	3	3279	973	3621	

Prepared by: Washington Headquarters Services
Directorate for Information Operations and Reports

**FORMAT 12: SERVICE SPONSORED GRADUATE MEDICAL EDUCATION (GME)
FISCAL YEAR 1987**

MEDICAL SPECIALTY	SERVICE	LENGTH OF TRAINING	NUMBER OF STUDENTS BY YEAR OF COMPLETION DATE AND SOURCE OF TRAINING																	
			CURRENT FY + 1		CURRENT FY + 2		CURRENT FY + 3		CURRENT FY + 4		CURRENT FY + 5		OVER 5		TOTAL		GRAND TOTAL			
			MIL	CIV	MIL	CIV	MIL	CIV	MIL	CIV	MIL	CIV	MIL	CIV	MIL	CIV				
ANESTHESIOLOGY - RESIDENCY	ARMY	4	17	0	18	0	23	8	11	0	0	0	0	0	0	0	0	0	8	77
	NAVY	4	19	0	23	0	22	1	8	0	0	0	0	0	0	0	0	0	1	73
	USAF	4	3	3	7	0	8	0	0	0	0	0	0	0	0	0	0	0	3	21
	TOTAL		39	3	48	0	53	9	19	0	0	0	0	0	0	0	0	0	12	171
AVIATION MEDICINE - RESIDENCY	ARMY	3	5	0	0	5	0	0	0	0	0	0	0	0	0	0	0	0	5	10
	NAVY	0	0	0	0	0	0	0	0	0	0	0	0	0	0	0	0	0	0	0
	USAF	2	2	0	0	0	0	0	0	0	0	0	0	0	0	0	0	0	2	2
	TOTAL		7	0	0	5	0	0	0	0	0	0	0	0	0	0	0	0	7	12
DERMATOLOGY - RESIDENCY	ARMY	4	11	0	8	0	7	0	0	0	0	0	0	0	0	0	0	0	26	26
	NAVY	4	6	0	6	0	6	0	0	0	0	0	0	0	0	0	0	0	18	18
	USAF	4	7	3	5	0	5	0	0	0	0	0	0	0	0	0	0	0	17	20
	TOTAL		24	3	19	0	18	0	0	0	0	0	0	0	0	0	0	0	61	64
DERMATOLOGY - FELLOWSHIP	ARMY	0	1	0	0	0	0	0	0	0	0	0	0	0	0	0	0	0	1	1
	NAVY	0	1	0	0	1	0	0	0	0	0	0	0	0	0	0	0	0	1	2
	USAF	1	0	0	0	0	0	0	0	0	0	0	0	0	0	0	0	0	0	0
	TOTAL		2	0	0	1	0	0	0	0	0	0	0	0	0	0	0	0	2	3

Prepared by: Washington Headquarters Services
Directorate for Information Operations and Reports

**FORMAT 12: SERVICE SPONSORED GRADUATE MEDICAL EDUCATION (GME)
FISCAL YEAR 1987**

MEDICAL SPECIALTY	SERVICE	LENGTH OF TRAINING	NUMBER OF STUDENTS BY YEAR OF COMPLETION DATE AND SOURCE OF TRAINING																		GRAND TOTAL	
			CURRENT FY + 1		CURRENT FY + 2		CURRENT FY + 3		CURRENT FY + 4		CURRENT FY + 5		OVER 5		TOTAL							
			MIL	CIV	MIL	CIV	MIL	CIV	MIL	CIV	MIL	CIV	MIL	CIV	MIL	CIV	MIL	CIV				
EMERGENCY MEDICAL - RESIDENCY	ARMY	3	19	0	1	0	0	27	0	2	0	0	0	0	0	0	0	0	0	49	0	49
	NAVY	3	7	4	1	0	8	4	0	0	0	0	0	0	0	0	0	0	0	16	8	24
	USAF	4	3	1	1	1	7	0	1	0	0	0	0	0	0	0	0	0	0	12	2	14
	TOTAL		29	5	3	1	42	4	3	0	0	0	0	0	0	0	0	0	0	77	10	87
EXECUTIVE MEDICINE	ARMY	0	0	0	0	0	0	0	0	0	0	0	0	0	0	0	0	0	0	0	0	0
	NAVY	0	0	0	0	0	0	0	0	0	0	0	0	0	0	0	0	0	0	0	0	0
	USAF	0	0	0	0	0	0	0	0	0	0	0	0	0	0	0	0	0	0	0	0	0
	TOTAL		0	0	0	0	0	0	0	0	0	0	0	0	0	0	0	0	0	0	0	0
FAMILY PRACTICE - RESIDENCY	ARMY	3	46	0	50	0	35	0	0	0	0	0	0	0	0	0	0	0	0	131	0	131
	NAVY	3	33	0	37	0	19	0	0	0	0	0	0	0	0	0	0	0	0	89	0	89
	USAF	3	41	0	33	0	38	0	0	0	0	0	0	0	0	0	0	0	0	112	0	112
	TOTAL		120	0	120	0	92	0	0	0	0	0	0	0	0	0	0	0	0	332	0	332
INTERNAL MEDICINE - RESIDENCY	ARMY	3/4	68	0	70	0	65	0	4	0	0	0	0	0	0	0	0	0	0	207	0	207
	NAVY	3	33	0	17	0	14	0	1	0	0	0	0	0	0	0	0	0	0	65	0	65
	USAF	3	33	0	39	1	30	0	0	0	0	0	0	0	0	0	0	0	0	102	1	103
	TOTAL		134	0	126	1	109	0	5	0	0	0	0	0	0	0	0	0	0	374	1	375

Prepared by: Washington Headquarters Services
Directorate for Information Operations and Reports

**FORMAT 12: SERVICE SPONSORED GRADUATE MEDICAL EDUCATION (GME)
FISCAL YEAR 1987**

MEDICAL SPECIALTY	SERVICE	LENGTH OF TRAINING	NUMBER OF STUDENTS BY YEAR OF COMPLETION DATE AND SOURCE OF TRAINING																		
			CURRENT FY + 1		CURRENT FY + 2		CURRENT FY + 3		CURRENT FY + 4		CURRENT FY + 5		OVER 5		TOTAL		GRAND TOTAL				
			MIL	CIV	MIL	CIV	MIL	CIV	MIL	CIV	MIL	CIV	MIL	CIV	MIL	CIV	MIL	CIV			
INTERNAL MEDICINE - FELLOWSHIP	ARMY	2/3	56	2	46	3	14	0	0	0	0	0	0	0	0	0	0	0	116	5	121
	NAVY	0	10	2	23	1	3	0	0	0	0	0	0	0	0	0	0	0	36	3	39
	USAF	3	29	6	15	2	0	0	0	0	0	0	0	0	0	0	0	0	44	8	52
	TOTAL		95	10	84	6	17	0	0	0	0	0	0	0	0	0	0	0	196	16	212
MEDICAL RESEARCH	ARMY	0	6	0	1	0	0	0	0	0	0	0	0	0	0	0	0	0	7	0	7
	NAVY	0	0	0	0	0	0	0	0	0	0	0	0	0	0	0	0	0	0	0	0
	USAF	0	0	0	0	0	0	0	0	0	0	0	0	0	0	0	0	0	0	0	0
	TOTAL		6	0	1	0	0	0	0	0	0	0	0	0	0	0	0	0	7	0	7
NEUROLOGY - RESIDENCY	ARMY	4	8	0	7	0	7	0	0	0	0	0	0	0	0	0	0	0	27	0	27
	NAVY	4	2	0	2	0	2	0	1	0	0	0	0	0	0	0	0	0	7	0	7
	USAF	4	1	0	3	0	3	0	1	0	0	0	0	0	0	0	0	0	8	0	8
	TOTAL		11	0	12	0	12	0	7	0	0	0	0	0	0	0	0	0	42	0	42
NEUROLOGY - FELLOWSHIP	ARMY	1/3	1	0	1	1	1	0	0	0	0	0	0	0	0	0	0	0	3	1	4
	NAVY	0	1	0	0	0	1	0	0	0	0	0	0	0	0	0	0	0	2	0	2
	USAF	0	0	0	0	0	0	0	0	0	0	0	0	0	0	0	0	0	0	0	0
	TOTAL		2	0	1	1	2	0	0	0	0	0	0	0	0	0	0	0	5	1	6

Prepared by: Washington Headquarters Services
Directorate for Information Operations and Reports

**FORMAT 12: SERVICE SPONSORED GRADUATE MEDICAL EDUCATION (GME)
FISCAL YEAR 1987**

MEDICAL SPECIALTY	SERVICE	LENGTH OF TRAINING	NUMBER OF STUDENTS BY YEAR OF COMPLETION DATE AND SOURCE OF TRAINING																	
			CURRENT FY - 1		CURRENT FY + 2		CURRENT FY + 3		CURRENT FY + 4		CURRENT FY + 5		OVER 5		TOTAL		GRAND TOTAL			
			MIL	CIV	MIL	CIV	MIL	CIV	MIL	CIV	MIL	CIV	MIL	CIV	MIL	CIV				
NUCLEAR MEDICINE - FELLOWSHIP	ARMY	2	0	5	0	0	0	0	0	0	0	0	0	0	0	0	0	7	0	7
	NAVY	0	0	1	0	0	0	0	0	0	0	0	0	0	0	0	0	1	0	1
	USAF	1	0	1	0	0	0	0	0	0	0	0	0	0	0	0	0	2	0	2
	TOTAL	3	0	7	0	0	0	0	0	0	0	0	0	0	0	0	0	10	0	10
OBSTETRICS/GYNECOLOGY - RESIDENCY	ARMY	28	0	31	0	27	0	19	0	0	0	0	0	0	0	0	0	105	0	105
	NAVY	16	1	22	0	19	0	18	0	0	0	0	0	0	0	0	0	75	1	76
	USAF	14	5	14	5	14	0	14	0	0	0	0	0	0	0	0	0	56	10	66
	TOTAL	58	6	67	5	60	5	51	0	0	0	0	0	0	0	0	0	236	11	247
OBSTETRICS/GYNECOLOGY - FELLOWSHIP	ARMY	3	3	2	5	0	2	0	0	0	0	0	0	0	0	0	0	5	10	15
	NAVY	1	0	0	2	2	0	0	0	0	0	0	0	0	0	0	0	3	2	5
	USAF	1	3	2	4	0	0	0	0	0	0	0	0	0	0	0	0	3	7	10
	TOTAL	5	6	4	11	2	2	0	0	0	0	0	0	0	0	0	0	11	19	30
OPHTHALMOLOGY - RESIDENCY	ARMY	7	0	9	0	13	0	0	0	0	0	0	0	0	0	0	0	29	0	29
	NAVY	8	0	7	0	8	0	0	0	0	0	0	0	0	0	0	0	23	0	23
	USAF	5	5	4	1	4	0	0	0	0	0	0	0	0	0	0	0	13	6	19
	TOTAL	20	5	20	1	25	0	0	0	0	0	0	0	0	0	0	0	65	6	71

Prepared by: Washington Headquarters Services
Directorate for Information Operations and Reports

**FORMAT 12: SERVICE SPONSORED GRADUATE MEDICAL EDUCATION (GME)
FISCAL YEAR 1987**

MEDICAL SPECIALTY	SERVICE	LENGTH OF TRAINING	NUMBER OF STUDENTS BY YEAR OF COMPLETION DATE AND SOURCE OF TRAINING																	
			CURRENT FY + 1		CURRENT FY + 2		CURRENT FY + 3		CURRENT FY + 4		CURRENT FY + 5		OVER 5		TOTAL		GRAND TOTAL			
			MIL	CIV	MIL	CIV	MIL	CIV	MIL	CIV	MIL	CIV	MIL	CIV	MIL	CIV				
OPHTHALMOLOGY - FELLOWSHIP	ARMY	1/2	1	2	0	0	0	0	0	0	0	0	0	0	0	0	1	4	5	
	NAVY	0	4	0	0	0	0	0	0	0	0	0	0	0	0	0	0	4	4	
	USAF	0	0	0	0	0	0	0	0	0	0	0	0	0	0	0	0	0	0	
	TOTAL		6	0	2	0	0	0	0	0	0	0	0	0	0	0	1	8	9	
ORTHOPEDIC SURGERY - RESIDENCY	ARMY	5	1	20	1	23	0	25	3	0	0	0	0	0	0	0	93	5	98	
	NAVY	5	0	12	1	11	0	15	1	0	0	0	0	0	0	0	53	2	55	
	USAF	5	4	4	10	7	7	4	5	0	2	0	0	0	0	0	20	28	48	
	TOTAL		45	36	12	41	7	44	9	2	2	0	0	0	0	0	166	35	201	
ORTHOPEDIC SURGERY - FELLOWSHIP	ARMY	1	6	0	0	0	0	0	0	0	0	0	0	0	0	0	1	6	7	
	NAVY	0	0	0	0	0	0	0	0	0	0	0	0	0	0	0	0	0	0	
	USAF	2	3	0	1	0	0	0	0	0	0	0	0	0	0	0	1	4	5	
	TOTAL		9	3	1	1	0	0	0	0	0	0	0	0	0	0	2	10	12	
OTORHINOLARYNGOLOGY - RESIDENCY	ARMY	5	0	8	0	10	0	10	1	0	0	0	0	0	0	0	37	1	38	
	NAVY	5	1	9	0	9	0	9	0	2	0	0	0	0	0	0	37	1	38	
	USAF	5	2	3	2	3	0	3	0	0	0	0	0	0	0	0	11	4	15	
	TOTAL		19	3	20	2	22	0	22	1	2	0	0	0	0	0	85	6	91	

Prepared by: Washington Headquarters Services
Directorate for Information Operations and Reports

**FORMAT 12: SERVICE SPONSORED GRADUATE MEDICAL EDUCATION (GME)
FISCAL YEAR 1987**

MEDICAL SPECIALTY	SERVICE	LENGTH OF TRAINING	NUMBER OF STUDENTS BY YEAR OF COMPLETION DATE AND SOURCE OF TRAINING															GRAND TOTAL						
			CURRENT FY + 1			CURRENT FY + 2			CURRENT FY + 3			CURRENT FY + 4			CURRENT FY + 5				OVER 5			TOTAL		
			MIL	CIV	MIL	CIV	MIL	CIV	MIL	CIV	MIL	CIV	MIL	CIV	MIL	CIV	MIL		CIV	MIL	CIV	MIL	CIV	
OTORHINOLARYNGOLOGY - FELLOWSHIP	ARMY	1	0	2	0	0	0	0	0	0	0	0	0	0	0	0	0	0	0	0	0	2	2	
	NAVY	0	0	0	1	0	0	0	0	0	0	0	0	0	0	0	0	0	0	0	0	0	1	1
	USAF	0	0	0	0	0	0	0	0	0	0	0	0	0	0	0	0	0	0	0	0	0	0	0
	TOTAL		0	2	0	1	0	0	0	0	0	0	0	0	0	0	0	0	0	0	0	0	3	3
PATHOLOGY - RESIDENCY	ARMY	5	16	7	0	16	0	12	0	9	0	0	0	0	0	0	0	0	0	0	0	0	60	60
	NAVY	5	10	5	0	7	0	6	0	1	0	0	0	0	0	0	0	0	0	0	0	29	29	
	USAF	5	7	0	0	5	0	1	0	1	0	0	0	0	0	0	0	0	0	0	0	14	14	
	TOTAL		33	0	12	0	28	0	19	0	11	0	0	0	0	0	0	0	0	0	0	103	103	
PATHOLOGY - FELLOWSHIP	ARMY	1	4	1	1	0	0	0	0	0	0	0	0	0	0	0	0	0	0	0	0	5	1	6
	NAVY	0	0	0	0	0	0	0	0	0	0	0	0	0	0	0	0	0	0	0	0	0	0	0
	USAF	2	0	0	0	0	0	0	0	0	0	0	0	0	0	0	0	0	0	0	0	0	0	0
	TOTAL		4	0	1	1	0	0	0	0	0	0	0	0	0	0	0	0	0	0	0	5	1	6
PEDIATRICS - RESIDENCY	ARMY	3	31	29	0	25	0	2	0	0	0	0	0	0	0	0	0	0	0	0	0	87	0	87
	NAVY	3	16	15	0	18	0	0	0	0	0	0	0	0	0	0	0	0	0	0	0	49	0	49
	USAF	3	19	18	0	20	0	0	0	0	0	0	0	0	0	0	0	0	0	0	0	57	0	57
	TOTAL		66	0	62	0	63	0	2	0	0	0	0	0	0	0	0	0	0	0	0	193	0	193

Prepared by: Washington Headquarters Services
Directorate for Information Operations and Reports

**FORMAT 12: SERVICE SPONSORED GRADUATE MEDICAL EDUCATION (GME)
FISCAL YEAR 1987**

MEDICAL SPECIALTY	SERVICE	LENGTH OF TRAINING	NUMBER OF STUDENTS BY YEAR OF COMPLETION DATE AND SOURCE OF TRAINING																		GRAND TOTAL
			CURRENT FY + 1		CURRENT FY + 2		CURRENT FY + 3		CURRENT FY + 4		CURRENT FY + 5		OVER 5		TOTAL						
			MIL	CIV	MIL	CIV	MIL	CIV	MIL	CIV	MIL	CIV	MIL	CIV	MIL	CIV	MIL	CIV			
PEDIATRICS - FELLOWSHIP	ARMY	9	5	9	8	1	3	0	0	0	0	0	0	0	0	0	0	0	19	16	35
	NAVY	2	6	1	6	0	3	0	0	0	0	0	0	0	0	0	0	0	3	15	18
	USAF	3	5	3	7	0	1	0	0	0	0	0	0	0	0	0	0	0	6	13	19
	TOTAL	14	16	13	21	1	7	0	0	0	0	0	0	0	0	0	0	0	28	44	72
PHYSICAL MEDICINE - RESIDENCY	ARMY	2	0	3	0	4	0	0	1	0	0	0	0	0	0	0	0	0	10	0	10
	NAVY	0	0	0	0	0	0	0	0	0	0	0	0	0	0	0	0	0	0	0	0
	USAF	0	0	0	0	0	0	0	0	0	0	0	0	0	0	0	0	0	0	0	0
	TOTAL	2	0	3	0	4	0	0	1	0	0	0	0	0	0	0	0	0	10	0	10
PREVENTIVE MEDICINE - RESIDENCY	ARMY	7	1	7	3	1	0	0	0	0	0	0	0	0	0	0	0	0	15	4	19
	NAVY	3	10	5	13	0	9	0	0	0	0	0	0	0	0	0	0	0	8	32	40
	USAF	12	1	0	12	0	0	0	0	0	0	0	0	0	0	0	0	0	12	13	25
	TOTAL	22	12	12	28	1	9	0	0	0	0	0	0	0	0	0	0	0	35	49	84
PSYCHIATRY - RESIDENCY	ARMY	14	0	15	0	20	0	14	0	0	0	0	0	0	0	0	0	0	63	0	63
	NAVY	10	1	9	0	13	0	4	0	0	0	0	0	0	0	0	0	0	36	1	37
	USAF	10	1	14	3	13	0	11	0	0	0	0	0	0	0	0	0	0	48	4	52
	TOTAL	34	2	38	3	46	0	29	0	0	0	0	0	0	0	0	0	0	147	5	152

Prepared by: Washington Headquarters Services
Directorate for Information Operations and Reports

**FORMAT 12: SERVICE SPONSORED GRADUATE MEDICAL EDUCATION (GME)
FISCAL YEAR 1987**

MEDICAL SPECIALTY	SERVICE	LENGTH OF TRAINING	NUMBER OF STUDENTS BY YEAR OF COMPLETION DATE AND SOURCE OF TRAINING																		
			CURRENT FY + 1		CURRENT FY + 2		CURRENT FY + 3		CURRENT FY + 4		CURRENT FY + 5		OVER 5		TOTAL		GRAND TOTAL				
			MIL	CIV	MIL	CIV	MIL	CIV	MIL	CIV	MIL	CIV	MIL	CIV	MIL	CIV					
PSYCHIATRY - FELLOWSHIP	ARMY	1/2	7	2	9	0	0	0	0	0	0	0	0	0	0	0	0	0	16	2	18
	NAVY	0	0	0	2	0	0	0	0	0	0	0	0	0	0	0	0	0	0	2	2
	USAF	2	0	0	0	0	0	0	0	0	0	0	0	0	0	0	0	0	0	1	1
	TOTAL		7	3	9	2	0	0	0	0	0	0	0	0	0	0	0	0	16	5	21
RADIOLOGY - RESIDENCY	ARMY	4/5	28	1	27	0	24	0	24	0	24	0	12	0	0	0	0	0	115	1	116
	NAVY	5	12	0	14	0	12	0	20	0	2	0	2	0	0	0	0	0	60	0	60
	USAF	5	11	1	14	6	13	3	3	12	0	0	0	0	0	0	0	41	22	63	
	TOTAL		51	2	55	6	49	3	47	12	14	0	14	0	0	0	0	216	23	239	
RADIOLOGY - FELLOWSHIP	ARMY	1/2	2	0	1	0	0	0	0	0	0	0	0	0	0	0	0	0	3	0	3
	NAVY	0	1	1	0	1	0	1	0	0	0	0	0	0	0	0	0	0	1	3	4
	USAF	4	1	1	0	1	1	0	0	1	0	0	0	0	0	0	0	2	3	5	
	TOTAL		4	2	2	1	2	1	1	0	1	0	0	0	0	0	0	6	6	12	
SURGERY - RESIDENCY	ARMY	5/6	23	2	23	1	24	0	24	1	0	0	0	5	22	3	116	12	128		
	NAVY	5/6	15	0	14	0	15	1	14	2	1	1	1	1	3	0	62	4	66		
	USAF	5	13	6	17	5	13	3	10	1	21	1	1	1	0	0	74	16	90		
	TOTAL		51	8	54	6	52	4	48	4	22	7	3	25	3	252	32	284			

Prepared by: Washington Headquarters Services
Directorate for Information Operations and Reports

**FORMAT 12: SERVICE SPONSORED GRADUATE MEDICAL EDUCATION (GME)
FISCAL YEAR 1987**

MEDICAL SPECIALTY	SERVICE	LENGTH OF TRAINING	NUMBER OF STUDENTS BY YEAR OF COMPLETION DATE AND SOURCE OF TRAINING																		GRAND TOTAL
			CURRENT FY + 1		CURRENT FY + 2		CURRENT FY + 3		CURRENT FY + 4		CURRENT FY + 5		OVER 5		TOTAL						
			MIL	CIV	MIL	CIV	MIL	CIV	MIL	CIV	MIL	CIV	MIL	CIV	MIL	CIV	MIL	CIV			
SURGERY - FELLOWSHIP	ARMY	1/2	3	6	6	4	0	0	0	0	0	0	0	0	0	0	0	0	9	10	19
	NAVY	0	0	2	1	0	0	0	0	0	0	0	0	0	0	0	0	0	2	6	8
	USAF	3	1	2	1	2	1	0	0	0	0	0	0	0	0	0	0	0	5	6	11
	TOTAL		4	15	10	6	2	1	0	0	0	0	0	0	0	0	0	0	16	22	38
UNDERSEA MEDICINE	ARMY	0	0	0	0	0	0	0	0	0	0	0	0	0	0	0	0	0	0	0	0
	NAVY	0	0	0	0	0	0	0	0	0	0	0	0	0	0	0	0	0	0	0	0
	USAF	0	0	0	0	0	0	0	0	0	0	0	0	0	0	0	0	0	0	0	0
	TOTAL		0	0	0	0	0	0	0	0	0	0	0	0	0	0	0	0	0	0	0
UROLOGY - RESIDENCY	ARMY	5	0	7	0	6	0	0	0	0	0	0	0	0	0	0	0	0	28	0	28
	NAVY	0	0	6	0	6	0	0	0	0	0	0	0	0	0	0	0	0	24	0	24
	USAF	5	2	2	0	2	0	0	2	0	0	0	0	0	0	0	0	8	3	11	
	TOTAL		12	2	15	0	14	0	17	0	2	1	0	0	0	0	0	60	3	63	
UROLOGY - FELLOWSHIP	ARMY	1	0	0	0	0	0	0	0	0	0	0	0	0	0	0	0	0	0	0	0
	NAVY	0	1	0	0	0	0	0	0	0	0	0	0	0	0	0	0	0	0	1	1
	USAF	0	0	0	0	0	0	0	0	0	0	0	0	0	0	0	0	0	0	0	0
	TOTAL		1	1	0	0	0	0	0	0	0	0	0	0	0	0	0	0	0	1	1

Prepared by: Washington Headquarters Services
Directorate for Information Operations and Reports

**FORMAT 12: SERVICE SPONSORED GRADUATE MEDICAL EDUCATION (GME)
FISCAL YEAR 1987**

MEDICAL SPECIALTY	SERVICE	LENGTH OF TRAINING	NUMBER OF STUDENTS BY YEAR OF COMPLETION DATE AND SOURCE OF TRAINING																		GRAND TOTAL
			CURRENT FY + 1		CURRENT FY + 2		CURRENT FY + 3		CURRENT FY + 4		CURRENT FY + 5		OVER 5		TOTAL						
			MIL	CIV	MIL	CIV	MIL	CIV	MIL	CIV	MIL	CIV	MIL	CIV	MIL	CIV	MIL	CIV			
GME-1 (INTERNS) TO NOT-IN-TRNG	ARMY	0	0	0	0	0	0	0	0	0	0	0	0	0	0	0	0	0	0	0	116
	NAVY	198	0	0	0	0	0	0	0	0	0	0	0	0	0	0	0	0	0	0	198
	USAF	43	0	0	0	0	0	0	0	0	0	0	0	0	0	0	0	0	0	0	43
	TOTAL	357	0	0	0	0	0	0	0	0	0	0	0	0	0	0	0	0	0	0	357
TOTAL - ALL GME	ARMY	581	33	421	34	373	13	162	5	22	5	22	3	1581	93	1674					
	NAVY	432	36	231	29	195	19	102	3	7	1	3	0	970	88	1058					
	USAF	270	57	201	62	188	15	50	19	22	4	0	0	731	157	888					
	TOTAL	1283	126	853	125	756	47	314	27	51	10	25	3	3282	338	3620					

Prepared by: Washington Headquarters Services
Directorate for Information Operations and Reports

**FORMAT 13: SERVICE DEFERRED (NOT SPONSORED) GRADUATE MEDICAL EDUCATION (GME)
IN CIVILIAN FACILITIES - PROGRAM TOTALS - FISCAL YEAR 1987**

CATEGORY TRAINING PROGRAM	SERVICE	NUMBER OF STUDENTS BY YEAR OF COMPLETION DATE								TOTAL
		CURRENT FY + 1	CURRENT FY + 2	CURRENT FY + 3	CURRENT FY + 4	CURRENT FY + 5	OVER 5	TOTAL		
GME-1 (INTERNS) TO NOT-IN-TRNG	ARMY	26	0	0	0	0	0	0	0	26
	NAVY	44	0	0	0	0	0	0	0	44
	USAF	49	0	0	0	0	0	0	0	49
	TOTAL	119	0	0	0	0	0	0	0	119
GME-1 (INTERNS) TO CONT'D-IN-TRNG	ARMY	0	0	32	18	26	2	78		
	NAVY	0	25	21	44	9	4	103		
	USAF	0	0	87	49	69	6	211		
	TOTAL	0	25	140	111	104	12	392		
SUBTOTAL - ALL GME-1	ARMY	26	0	32	18	26	2	104		
	NAVY	44	25	21	44	9	4	147		
	USAF	49	0	87	49	69	6	260		
	TOTAL	119	25	140	111	104	12	511		
RESIDENTS	ARMY	72	68	60	16	3	1	220		
	NAVY	101	66	95	24	48	21	355		
	USAF	183	243	122	65	0	0	613		
	TOTAL	356	377	277	105	51	22	1188		

Prepared by Washington Headquarters Services
Directorate for Information
Operations and Reports

**FORMAT 13: SERVICE DEFERRED (NOT SPONSORED) GRADUATE MEDICAL EDUCATION (GME)
IN CIVILIAN FACILITIES - PROGRAM TOTALS - FISCAL YEAR 1987**

CATEGORY TRAINING PROGRAM	SERVICE	NUMBER OF STUDENTS BY YEAR OF COMPLETION DATE						
		CURRENT FY + 1	CURRENT FY + 2	CURRENT FY + 3	CURRENT FY + 4	CURRENT FY + 5	OVER 5	TOTAL
FELLOWS	ARMY	0	0	0	0	0	0	0
	NAVY	3	4	15	9	2	0	33
	USAF	18	26	7	2	2	0	55
	TOTAL	21	30	22	11	4	0	88
TOTAL - ALL GME	ARMY	98	68	92	34	29	3	324
	NAVY	148	95	131	77	59	25	535
	USAF	250	269	216	116	71	6	928
	TOTAL	496	432	439	227	159	34	1787

Prepared by: Washington Headquarters Services
Directorate for Information
Operations and Reports

**FORMAT 14: SERVICE DEFERRED (NOT SPONSORED) GRADUATE MEDICAL EDUCATION (GME)
IN CIVILIAN FACILITIES BY SPECIALTY - FISCAL YEAR 1987**

MEDICAL SPECIALTY	SERVICE	LENGTH OF TRAINING	NUMBER OF STUDENTS BY YEAR OF COMPLETION DATE					TOTAL	
			CURRENT FY + 1	CURRENT FY + 2	CURRENT FY + 3	CURRENT FY + 4	CURRENT FY + 5		OVER 5
ANESTHESIOLOGY - RESIDENCY	ARMY	4	7	8	6	3	0	0	24
	NAVY	4	11	13	11	0	0	0	46
	USAF	4	9	15	15	0	0	0	56
	TOTAL		27	36	34	29	0	0	126
AVIATION MEDICINE - RESIDENCY	ARMY	2	0	0	0	0	0	0	0
	NAVY	0	0	0	0	0	0	0	0
	USAF	2	0	0	0	0	0	0	0
	TOTAL		0	0	0	0	0	0	0
DERMATOLOGY - RESIDENCY	ARMY	4	0	0	0	0	0	0	0
	NAVY	4	1	0	0	0	0	0	1
	USAF	4	0	4	4	0	0	0	8
	TOTAL		1	4	4	4	0	0	9
DERMATOLOGY - FELLOWSHIP	ARMY	0	0	0	0	0	0	0	0
	NAVY	0	0	0	0	0	0	0	0
	USAF	0	0	0	0	0	0	0	0
	TOTAL		0	0	0	0	0	0	0

Prepared by Washington Headquarters Services
Directorate for Information
Operations and Reports

**FORMAT 14: SERVICE DEFERRED (NOT SPONSORED) GRADUATE MEDICAL EDUCATION (GME)
IN CIVILIAN FACILITIES BY SPECIALTY - FISCAL YEAR 1987**

MEDICAL SPECIALTY	SERVICE	LENGTH OF TRAINING	NUMBER OF STUDENTS BY YEAR OF COMPLETION DATE					TOTAL	
			CURRENT FY + 1	CURRENT FY + 2	CURRENT FY + 3	CURRENT FY + 4	CURRENT FY + 5		OVER 5
EMERGENCY MEDICAL - RESIDENCY	ARMY	3	2	0	6	0	0	0	8
	NAVY	3	3	3	8	2	0	0	16
	USAF	4	5	8	5	6	0	0	24
	TOTAL		10	11	19	8	0	0	48
FAMILY PRACTICE - RESIDENCY	ARMY	3	13	4	11	0	0	0	28
	NAVY	3	15	6	21	1	0	0	43
	USAF	3	45	44	29	0	0	0	118
	TOTAL		73	54	61	1	0	0	189
INTERNAL MEDICINE - RESIDENCY	ARMY	3	23	16	12	2	0	0	53
	NAVY	3	42	8	3	0	0	0	53
	USAF	3	41	59	37	0	0	0	137
	TOTAL		106	83	52	2	0	0	243
INTERNAL MEDICINE - FELLOWSHIP	ARMY	3	0	0	0	0	0	0	0
	NAVY	2/3	0	2	13	8	2	0	25
	USAF	3	5	11	2	0	0	0	18
	TOTAL		5	13	15	8	2	0	43

Prepared by: Washington Headquarters Services
Directorate for Information
Operations and Reports

**FORMAT 14: SERVICE DEFERRED (NOT SPONSORED) GRADUATE MEDICAL EDUCATION (GME)
IN CIVILIAN FACILITIES BY SPECIALTY - FISCAL YEAR 1987**

MEDICAL SPECIALTY	SERVICE	LENGTH OF TRAINING	NUMBER OF STUDENTS BY YEAR OF COMPLETION DATE						TOTAL
			CURRENT FY + 1	CURRENT FY + 2	CURRENT FY + 3	CURRENT FY + 4	CURRENT FY + 5	OVER 5	
NEUROLOGY - RESIDENCY	ARMY	4	1	0	1	0	0	0	2
	NAVY	4	7	2	0	0	0	0	9
	USAF	4	3	5	3	4	0	0	15
	TOTAL		11	7	4	4	0	0	26
NEUROLOGY - FELLOWSHIP	ARMY	0	0	0	0	0	0	0	0
	NAVY	0	0	0	0	0	0	0	0
	USAF	0	0	0	0	0	0	0	0
	TOTAL		0	0	0	0	0	0	0
NUCLEAR MEDICINE - FELLOWSHIP	ARMY	2	0	0	0	0	0	0	0
	NAVY	0	0	0	0	0	0	0	0
	USAF	2	2	0	0	0	0	0	3
	TOTAL		1	2	0	0	0	0	3
OBSTETRICS/GYNECOLOGY - RESIDENCY	ARMY	4	4	4	5	7	0	0	20
	NAVY	4	4	2	2	1	1	0	15
	USAF	4	29	16	3	3	0	0	60
	TOTAL		23	37	23	11	1	0	95

Prepared by: Washington Headquarters Services
Directorate for Information Operations and Reports

**FORMAT 14: SERVICE DEFERRED (NOT SPONSORED) GRADUATE MEDICAL EDUCATION (GME)
IN CIVILIAN FACILITIES BY SPECIALTY - FISCAL YEAR 1987**

MEDICAL SPECIALTY	SERVICE	LENGTH OF TRAINING	NUMBER OF STUDENTS BY YEAR OF COMPLETION DATE						TOTAL
			CURRENT FY + 1	CURRENT FY + 2	CURRENT FY + 3	CURRENT FY + 4	CURRENT FY + 5	OVER 5	
OBSTETRICS/GYNECOLOGY - FELLOWSHIP	ARMY	0	0	0	0	0	0	0	0
	NAVY	2	0	0	0	0	0	0	1
	USAF	0	1	0	0	0	0	0	1
	TOTAL	1	1	0	0	0	0	0	2
OPHTHALMOLOGY - RESIDENCY	ARMY	4	1	3	0	1	0	0	5
	NAVY	4	2	4	7	1	1	0	15
	USAF	4	1	3	9	8	0	0	21
	TOTAL	4	4	10	16	10	1	0	41
OPHTHALMOLOGY - FELLOWSHIP	ARMY	0	0	0	0	0	0	0	0
	NAVY	0	0	0	0	0	0	0	0
	USAF	0	0	0	0	0	0	0	0
	TOTAL	0	0	0	0	0	0	0	0
ORTHOPEDIC SURGERY - RESIDENCY	ARMY	5	1	3	9	2	7	2	24
	NAVY	5	8	17	10	9	10	2	56
	USAF	5	10	13	9	18	23	0	73
	TOTAL	19	19	33	28	29	40	4	153

Prepared by Washington Headquarters Services
Directorate for Information
Operations and Reports

**FORMAT 14: SERVICE DEFERRED (NOT SPONSORED) GRADUATE MEDICAL EDUCATION (GME)
IN CIVILIAN FACILITIES BY SPECIALTY - FISCAL YEAR 1987**

MEDICAL SPECIALTY	SERVICE	LENGTH OF TRAINING	NUMBER OF STUDENTS BY YEAR OF COMPLETION DATE					TOTAL	
			CURRENT FY + 1	CURRENT FY + 2	CURRENT FY + 3	CURRENT FY + 4	CURRENT FY + 5		OVER 5
ORTHOPEDIC SURGERY - FELLOWSHIP	ARMY	2	0	0	0	0	0	0	0
	NAVY	1/2	2	2	1	0	0	0	7
	USAF	2	5	0	0	0	0	0	5
	TOTAL		7	2	2	1	0	0	12
OTORHINOLARYNGOLOGY - RESIDENCY	ARMY	5	0	1	2	0	1	0	4
	NAVY	5	1	1	3	3	0	4	15
	USAF	5	4	6	9	7	0	0	26
	TOTAL		5	8	14	10	4	4	45
OTORHINOLARYNGOLOGY - FELLOWSHIP	ARMY	0	0	0	0	0	0	0	0
	NAVY	0	0	0	0	0	0	0	0
	USAF	0	0	0	0	0	0	0	0
	TOTAL		0	0	0	0	0	0	0
PATHOLOGY - RESIDENCY	ARMY	5	1	0	0	0	0	0	4
	NAVY	5	0	1	2	0	0	0	4
	USAF	5	6	2	5	4	0	0	19
	TOTAL		7	3	6	7	4	0	27

Prepared by: Washington Headquarters Services
Directorate for Information
Operations and Reports

**FORMAT 14: SERVICE DEFERRED (NOT SPONSORED) GRADUATE MEDICAL EDUCATION (GME)
IN CIVILIAN FACILITIES BY SPECIALTY - FISCAL YEAR 1987**

MEDICAL SPECIALTY	SERVICE	LENGTH OF TRAINING	NUMBER OF STUDENTS BY YEAR OF COMPLETION DATE						TOTAL
			CURRENT FY + 1	CURRENT FY + 2	CURRENT FY + 3	CURRENT FY + 4	CURRENT FY + 5	OVER 5	
PATHOLOGY - FELLOWSHIP	ARMY	0	0	0	0	0	0	0	0
	NAVY	0	0	0	0	0	0	0	0
	USAF	0	1	0	0	0	0	0	2
	TOTAL	1	1	0	0	0	0	0	2
PEDIATRICS - RESIDENCY	ARMY	4	5	8	7	0	0	0	20
	NAVY	3	11	3	1	0	0	0	15
	USAF	3	13	11	23	0	0	0	47
	TOTAL	29	29	22	31	0	0	0	82
PEDIATRICS - FELLOWSHIP	ARMY	3	0	0	0	0	0	0	0
	NAVY	2	0	0	0	0	0	0	0
	USAF	3	2	5	1	0	0	0	8
	TOTAL	8	2	5	1	0	0	0	8
PHYSICAL MEDICINE - RESIDENCY	ARMY	4	0	2	1	0	0	0	3
	NAVY	3/4	1	0	0	0	0	0	1
	USAF	4	0	1	1	0	0	0	2
	TOTAL	1	1	3	2	0	0	0	6

Prepared by: Washington Headquarters Services
Directorate for Information
Operations and Reports

**FORMAT 14: SERVICE DEFERRED (NOT SPONSORED) GRADUATE MEDICAL EDUCATION (GME)
IN CIVILIAN FACILITIES BY SPECIALTY - FISCAL YEAR 1987**

MEDICAL SPECIALTY	SERVICE	LENGTH OF TRAINING	NUMBER OF STUDENTS BY YEAR OF COMPLETION DATE						TOTAL
			CURRENT FY + 1	CURRENT FY + 2	CURRENT FY + 3	CURRENT FY + 4	CURRENT FY + 5	OVER 5	
PREVENTIVE MEDICINE - RESIDENCY	ARMY	0	0	0	0	0	0	0	0
	NAVY	4	0	0	0	0	0	0	1
	USAF	0	0	0	0	0	0	0	1
	TOTAL		2	0	0	0	0	0	2
PSYCHIATRY - RESIDENCY	ARMY	4	1	3	5	3	0	0	12
	NAVY	4	5	2	3	2	0	0	12
	USAF	4	10	8	9	0	0	0	30
	TOTAL		16	16	16	14	0	0	54
PSYCHIATRY - FELLOWSHIP	ARMY	2	0	0	0	0	0	0	0
	NAVY	0	0	0	0	0	0	0	0
	USAF	2	3	0	0	0	0	0	3
	TOTAL		3	3	0	0	0	0	3
RADIOLOGY - RESIDENCY	ARMY	0	9	3	2	4	0	0	22
	NAVY	5	7	6	13	8	1	1	42
	USAF	5	13	10	6	11	0	0	50
	TOTAL		21	29	19	21	23	1	114

Prepared by: Washington Headquarters Services
Directorate for Information
Operations and Reports

**FORMAT 14: SERVICE DEFERRED (NOT SPONSORED) GRADUATE MEDICAL EDUCATION (GME)
IN CIVILIAN FACILITIES BY SPECIALTY - FISCAL YEAR 1987**

MEDICAL SPECIALTY	SERVICE	LENGTH OF TRAINING	NUMBER OF STUDENTS BY YEAR OF COMPLETION DATE					TOTAL	
			CURRENT FY + 1	CURRENT FY + 2	CURRENT FY + 3	CURRENT FY + 4	CURRENT FY + 5		OVER 5
RADIOLOGY - FELLOWSHIP	ARMY	5	0	0	0	0	0	0	0
	NAVY	0	0	0	0	0	0	0	0
	USAF	2	0	0	0	0	0	0	0
	TOTAL		0	0	0	0	0	0	0
SURGERY - RESIDENCY	ARMY	5/6	6	9	19	11	16	1	62
	NAVY	5/6/7	24	16	34	20	30	17	141
	USAF	6	18	19	24	24	26	6	117
	TOTAL		48	44	77	55	72	24	320
SURGERY - FELLOWSHIP	ARMY	0	0	0	0	0	0	0	0
	NAVY	2	0	0	0	0	0	0	0
	USAF	3	5	4	2	2	2	0	18
	TOTAL		5	5	1	2	2	0	18
UROLOGY - RESIDENCY	ARMY	5/6	1	0	2	3	1	0	7
	NAVY	5	2	1	6	3	4	1	17
	USAF	5	1	3	3	5	5	0	17
	TOTAL		4	4	11	11	10	1	41

Prepared by: Washington Headquarters Services
Directorate for Information Operations and Reports

**FORMAT 14: SERVICE DEFERRED (NOT SPONSORED) GRADUATE MEDICAL EDUCATION (GME)
IN CIVILIAN FACILITIES BY SPECIALTY - FISCAL YEAR 1987**

MEDICAL SPECIALTY	SERVICE	LENGTH OF TRAINING	NUMBER OF STUDENTS BY YEAR OF COMPLETION DATE					TOTAL		
			CURRENT FY + 1	CURRENT FY + 2	CURRENT FY + 3	CURRENT FY + 4	CURRENT FY + 5		OVER 5	
UROLOGY - FELLOWSHIP	ARMY	0	0	0	0	0	0	0	0	0
	NAVY	0	0	0	0	0	0	0	0	0
	USAF	0	0	0	0	0	0	0	0	0
	TOTAL	0	0	0	0	0	0	0	0	0
GME-1 (INTERNS) TO NOT-IN-TRNG	ARMY	0	XXX	XXX	XXX	XXX	XXX	XXX	XXX	26
	NAVY	1	XXX	XXX	XXX	XXX	XXX	XXX	XXX	0
	USAF	0	XXX	XXX	XXX	XXX	XXX	XXX	XXX	49
	TOTAL	75	XXX	XXX	XXX	XXX	XXX	XXX	XXX	75
TOTAL - ALL GME	ARMY	98	68	92	34	29	3	324		
	NAVY	148	95	131	77	59	25	535		
	USAF	250	269	215	116	71	6	928		
	TOTAL	496	432	432	227	159	34	1787		

Prepared by: Washington Headquarters Services
Directorate for Information Operations and Reports

**FORMAT 15A: ACTIVE DUTY GRADUATE MEDICAL EDUCATION (GME) PROGRAM TOTAL
FISCAL YEAR 1987**

MEDICAL SPECIALTY	SERVICE	CURRENT FY PROGRAM SIZE		FY + 1 PROGRAM SIZE	
		MINIMUM ACCEPTABLE	MAXIMUM AUTHORIZED	MINIMUM ACCEPTABLE	MAXIMUM AUTHORIZED
GME-1 (INTERNSHIP)	ARMY	340	467	340	467
	NAVY	269	269	269	269
	USAF	173	195	173	195
	TOTAL	782	931	782	931
RESIDENTS	ARMY	1018	1244	1018	1244
	NAVY	647	666	647	666
	USAF	482	518	482	518
	TOTAL	2147	2428	2147	2428
FELLOWS	ARMY	282	324	282	324
	NAVY	64	55	64	65
	USAF	7	8	7	8
	TOTAL	353	397	353	397
TOTAL - ALL GME	ARMY	1640	2035	1640	2035
	NAVY	980	1000	980	1000
	USAF	662	721	662	721
	TOTAL	3282	3756	3282	3756

Prepared by: Washington Headquarters Services
Directorate for Information Operations and Reports

**FORMAT 15B: ACTIVE DUTY GRADUATE MEDICAL EDUCATION (GME) PROGRAM BY SPECIALTY
FISCAL YEAR 1987**

MEDICAL SPECIALTY	SERVICE	CURRENT FY PROGRAM SIZE		FY + 1 PROGRAM SIZE	
		MINIMUM ACCEPTABLE	MAXIMUM AUTHORIZED	MINIMUM ACCEPTABLE	MAXIMUM AUTHORIZED
ANESTHESIOLOGY	ARMY	57	66	57	66
	NAVY	66	66	66	66
	USAF	25	28	25	28
	TOTAL	148	160	148	160
AVIATION MEDICINE/AEROSPACE	ARMY	8	10	8	10
	NAVY	10	10	10	10
	USAF	1	2	1	2
	TOTAL	19	22	19	22
DERMATOLOGY	ARMY	24	36	24	36
	NAVY	18	18	18	18
	USAF	9	9	9	9
	TOTAL	51	63	51	63
EMERGENCY MEDICINE	ARMY	39	60	39	60
	NAVY	18	18	18	18
	USAF	10	10	10	10
	TOTAL	67	88	67	88

Prepared by: Washington Headquarters Services
Directorate for Information
Operations and Reports

**FORMAT 15B: ACTIVE DUTY GRADUATE MEDICAL EDUCATION (GME) PROGRAM BY SPECIALTY
FISCAL YEAR 1987**

MEDICAL SPECIALTY	SERVICE	CURRENT FY PROGRAM SIZE		FY + 1 PROGRAM SIZE	
		MINIMUM ACCEPTABLE	MAXIMUM AUTHORIZED	MINIMUM ACCEPTABLE	MAXIMUM AUTHORIZED
EXECUTIVE MEDICINE	ARMY	0	0	0	0
	NAVY	0	0	0	0
	USAF	0	0	0	0
	TOTAL	0	0	0	0
FAMILY PRACTICE	ARMY	96	120	96	120
	NAVY	80	80	80	80
	USAF	84	84	84	84
	TOTAL	260	284	260	284
INTERNAL MEDICINE	ARMY	284	351	284	351
	NAVY	110	110	110	110
	USAF	68	88	68	88
	TOTAL	462	549	462	549
MEDICAL RESEARCH	ARMY	4	9	4	9
	NAVY	0	0	0	0
	USAF	0	0	0	0
	TOTAL	4	9	4	9

Prepared by: Washington Headquarters Services
Directorate for Information
Operations and Reports

**FORMAT 15B: ACTIVE DUTY GRADUATE MEDICAL EDUCATION (GME) PROGRAM BY SPECIALTY
FISCAL YEAR 1987**

MEDICAL SPECIALTY	SERVICE	CURRENT FY PROGRAM SIZE		FY + 1 PROGRAM SIZE	
		MINIMUM ACCEPTABLE	MAXIMUM AUTHORIZED	MINIMUM ACCEPTABLE	MAXIMUM AUTHORIZED
NEUROLOGY	ARMY	23	31	23	31
	NAVY	6	6	6	6
	USAF	4	4	4	4
	TOTAL	33	41	33	41
NUCLEAR MEDICINE	ARMY	7	16	7	16
	NAVY	4	4	4	4
	USAF	1	1	1	1
	TOTAL	12	21	12	21
OBSTETRICS/GYNECOLOG	ARMY	97	97	97	97
	NAVY	58	58	58	58
	USAF	42	42	42	42
	TOTAL	197	197	197	197
OPHTHALMOLOGY	ARMY	36	36	36	36
	NAVY	24	24	24	24
	USAF	9	9	9	9
	TOTAL	69	69	69	69

Prepared by Washington Headquarters Services
Directorate for Information
Operations and Reports

**FORMAT 15B: ACTIVE DUTY GRADUATE MEDICAL EDUCATION (GME) PROGRAM BY SPECIALTY
FISCAL YEAR 1987**

MEDICAL SPECIALTY	SERVICE	CURRENT FY PROGRAM SIZE		FY + 1 PROGRAM SIZE	
		MINIMUM ACCEPTABLE	MAXIMUM AUTHORIZED	MINIMUM ACCEPTABLE	MAXIMUM AUTHORIZED
ORTHOPEDIC SURGERY	ARMY	100	100	100	100
	NAVY	56	56	56	56
	USAF	20	20	20	20
	TOTAL	176	176	176	176
OTORHINOLARYNGOLOGY	ARMY	39	39	39	39
	NAVY	32	36	32	36
	USAF	8	8	8	8
	TOTAL	79	83	79	83
PATHOLOGY	ARMY	60	78	60	78
	NAVY	32	33	32	33
	USAF	12	12	12	12
	TOTAL	104	123	104	123
PEDIATRICS	ARMY	104	128	104	128
	NAVY	34	34	34	34
	USAF	42	50	42	50
	TOTAL	180	212	180	212

Prepared by: Washington Headquarters Services
Directorate for Information
Operations and Reports

**FORMAT 15B: ACTIVE DUTY GRADUATE MEDICAL EDUCATION (GME) PROGRAM BY SPECIALTY
FISCAL YEAR 1987**

MEDICAL SPECIALTY	SERVICE	CURRENT FY PROGRAM SIZE		FY + 1 PROGRAM SIZE	
		MINIMUM ACCEPTABLE	MAXIMUM AUTHORIZED	MINIMUM ACCEPTABLE	MAXIMUM AUTHORIZED
PHYSICAL MEDICINE	ARMY	8	12	8	12
	NAVY	0	0	0	0
	USAF	0	0	0	0
	TOTAL	8	12	8	12
PREVENTIVE MEDICINE	ARMY	15	20	15	20
	NAVY	0	0	0	0
	USAF	14	14	14	14
	TOTAL	29	34	29	34
PSYCHIATRY	ARMY	65	90	65	90
	NAVY	36	36	36	36
	USAF	39	39	39	39
	TOTAL	140	165	140	165
RADIOLOGY	ARMY	81	116	81	116
	NAVY	43	58	43	58
	USAF	39	39	39	39
	TOTAL	163	213	163	213

Prepared by: Washington Headquarters Services
Directorate for Information
Operations and Reports

**FORMAT 15B: ACTIVE DUTY GRADUATE MEDICAL EDUCATION (GME) PROGRAM BY SPECIALTY
FISCAL YEAR 1987**

MEDICAL SPECIALTY	SERVICE	CURRENT FY PROGRAM SIZE		FY + 1 PROGRAM SIZE	
		MINIMUM ACCEPTABLE	MAXIMUM AUTHORIZED	MINIMUM ACCEPTABLE	MAXIMUM AUTHORIZED
SURGERY	ARMY	125	125	125	125
	NAVY	60	60	60	60
	USAF	54	59	54	59
	TOTAL	239	244	239	244
UNDERSEA MEDICINE	ARMY	0	0	0	0
	NAVY	0	0	0	0
	USAF	0	0	0	0
	TOTAL	0	0	0	0
UROLOGY	ARMY	28	28	28	28
	NAVY	24	24	24	24
	USAF	8	8	8	8
	TOTAL	60	60	60	60
GME-1 (INTERNSHIP)	ARMY	340	467	340	467
	NAVY	269	269	269	269
	USAF	173	195	173	195
	TOTAL	782	931	782	931

Prepared by: Washington Headquarters Services
Directorate for Information Operations and Reports

**FORMAT 15B: ACTIVE DUTY GRADUATE MEDICAL EDUCATION (GME) PROGRAM BY SPECIALTY
FISCAL YEAR 1987**

MEDICAL SPECIALTY	SERVICE	CURRENT FY PROGRAM SIZE		FY + 1 PROGRAM SIZE	
		MINIMUM ACCEPTABLE	MAXIMUM AUTHORIZED	MINIMUM ACCEPTABLE	MAXIMUM AUTHORIZED
TOTAL - ALL GME	ARMY	1640	2035	1640	2035
	NAVY	980	1000	980	1000
	USAF	662	721	662	721
	TOTAL	3282	3756	3282	3756

Prepared by: Washington Headquarters Services
Directorate for Information Operations and Reports

**FORMAT 16: SERVICE SPONSORED GRADUATE DENTAL EDUCATION
FISCAL YEAR 1987**

SPECIALTY	SERVICE	LENGTH OF TRAINING	NUMBER OF STUDENTS BY YEAR OF COMPLETION DATE AND SOURCE OF TRAINING															GRAND TOTAL		
			CURRENT FY + 1		CURRENT FY + 2		CURRENT FY + 3		CURRENT FY + 4		CURRENT FY + 5		OVER 5							
			MIL	CIV	MIL	CIV	MIL	CIV	MIL	CIV	MIL	CIV	MIL	CIV	MIL	CIV				
EXECUTIVE DENTISTRY	ARMY	0	0	0	0	0	0	0	0	0	0	0	0	0	0	0	0	0	0	
	NAVY	0	0	0	0	0	0	0	0	0	0	0	0	0	0	0	0	0	0	
	USAF	0	0	0	0	0	0	0	0	0	0	0	0	0	0	0	0	0	0	
	TOTAL	0	0	0	0	0	0	0	0	0	0	0	0	0	0	0	0	0	0	
ENDODONTICS	ARMY	2	0	5	0	0	0	0	0	0	0	0	0	0	0	0	0	0	0	8
	NAVY	2	1	2	2	0	0	0	0	0	0	0	0	0	0	0	0	0	0	9
	USAF	2	0	2	0	0	0	0	0	0	0	0	0	0	0	0	0	0	0	4
	TOTAL	9	1	9	2	0	0	0	0	0	0	0	0	0	0	0	0	0	0	12
ORAL PATHOLOGY/DIAGNOSIS	ARMY	0	0	0	0	0	0	0	0	0	0	0	0	0	0	0	0	0	0	0
	NAVY	3/2	0	1	0	0	0	0	0	0	0	0	0	0	0	0	0	0	0	3
	USAF	0	0	0	0	0	1	0	0	0	0	0	0	0	0	0	0	0	0	1
	TOTAL	2	0	1	0	0	1	0	0	0	0	0	0	0	0	0	0	0	0	2
ORAL MAXILLOFACIAL SURGERY	ARMY	1/3	0	6	0	7	0	0	0	0	0	0	0	0	0	0	0	0	0	20
	NAVY	3/4	6	6	2	6	2	0	0	0	0	0	0	0	0	0	0	0	0	24
	USAF	4	6	6	0	6	2	0	2	0	0	2	0	0	0	0	0	0	0	23
	TOTAL	19	3	18	2	19	4	0	2	0	2	0	0	0	0	0	0	0	0	48

Prepared by: Washington Headquarters Services
Directorate for Information Operations and Reports

**FORMAT 16: SERVICE SPONSORED GRADUATE DENTAL EDUCATION
FISCAL YEAR 1987**

SPECIALTY	SERVICE	LENGTH OF TRAINING	NUMBER OF STUDENTS BY YEAR OF COMPLETION DATE AND SOURCE OF TRAINING															GRAND TOTAL
			CURRENT FY + 1		CURRENT FY + 2		CURRENT FY + 3		CURRENT FY + 4		CURRENT FY + 5		OVER 5					
			MIL	CIV	MIL	CIV	MIL	CIV	MIL	CIV	MIL	CIV	MIL	CIV	MIL	CIV		
ORTHODONTICS	ARMY	2	6	0	6	1	0	0	0	0	0	0	0	0	0	0	0	13
	NAVY	2	0	2	0	0	0	0	0	0	0	0	0	0	0	0	0	2
	USAF	2	0	3	0	3	0	0	0	0	0	0	0	0	0	0	0	6
	TOTAL		6	5	6	4	0	0	0	0	0	0	0	0	0	0	0	15
PEDODONTICS	ARMY	2	6	0	1	2	0	0	0	0	0	0	0	0	0	0	0	9
	NAVY	2	0	1	0	0	0	0	0	0	0	0	0	0	0	0	0	1
	USAF	0	0	0	0	0	0	0	0	0	0	0	0	0	0	0	0	0
	TOTAL		6	1	1	2	0	0	0	0	0	0	0	0	0	0	0	4
PERIODONTICS	ARMY	2	5	0	5	0	0	0	0	0	0	0	0	0	0	0	0	10
	NAVY	2	5	2	5	2	0	0	0	0	0	0	0	0	0	0	0	14
	USAF	3	0	9	0	6	0	4	0	0	0	0	0	0	0	0	0	19
	TOTAL		10	11	10	8	0	4	0	0	0	0	0	0	0	0	0	33
PUBLIC HEALTH DENTISTRY	ARMY	2	0	1	0	1	0	0	0	0	0	0	0	0	0	0	0	2
	NAVY	2	0	0	1	0	0	0	0	0	0	0	0	0	0	0	0	1
	USAF	0	0	0	0	0	0	0	0	0	0	0	0	0	0	0	0	0
	TOTAL		0	1	1	1	0	0	0	0	0	0	0	0	0	0	0	3

Prepared by: Washington Headquarters Services
Directorate for Information Operations and Reports

**FORMAT 16: SERVICE SPONSORED GRADUATE DENTAL EDUCATION
FISCAL YEAR 1987**

SPECIALTY	SERVICE TRAINING	LENGTH OF TRAINING	NUMBER OF STUDENTS BY YEAR OF COMPLETION DATE AND SOURCE OF TRAINING																		GRAND TOTAL
			CURRENT FY + 1		CURRENT FY + 2		CURRENT FY + 3		CURRENT FY + 4		CURRENT FY + 5		OVER 5								
			MIL	CIV	MIL	CIV	MIL	CIV	MIL	CIV	MIL	CIV	MIL	CIV	MIL	CIV					
PROSTHODONTICS	ARMY	2	8	0	9	0	0	0	0	0	0	0	0	0	0	0	0	0	0	18	
	NAVY	2	4	0	5	1	0	0	0	0	0	0	0	0	0	0	0	0	0	10	
	USAF	3	0	6	0	6	0	4	0	0	0	0	0	0	0	0	0	0	0	16	
	TOTAL		12	6	14	7	0	5	0	0	0	0	0	0	0	0	0	0	0	32	
COMPREHENSIVE/OPERATIVE DENTISTRY	ARMY	2	22	0	22	0	0	0	0	0	0	0	0	0	0	0	0	0	0	44	
	NAVY	2	9	0	6	1	0	0	0	0	0	0	0	0	0	0	0	0	0	16	
	USAF	2	16	2	16	1	0	0	0	0	0	0	0	0	0	0	0	0	0	35	
	TOTAL		47	2	44	2	0	0	0	0	0	0	0	0	0	0	0	0	0	48	
GENERAL DENTISTRY	ARMY	0	0	0	XXX	XXX	XXX	XXX	XXX	XXX	XXX	XXX	XXX	XXX	XXX	XXX	XXX	XXX	XXX	1	
	NAVY	0	0	0	XXX	XXX	XXX	XXX	XXX	XXX	XXX	XXX	XXX	XXX	XXX	XXX	XXX	XXX	XXX	0	
	USAF	1	8	0	XXX	XXX	XXX	XXX	XXX	XXX	XXX	XXX	XXX	XXX	XXX	XXX	XXX	XXX	XXX	8	
	TOTAL		8	0	XXX	XXX	XXX	XXX	XXX	XXX	XXX	XXX	XXX	XXX	XXX	XXX	XXX	XXX	XXX	0	
GDE - 1 TO NOT-IN-TRAINING	ARMY	1	46	0	XXX	XXX	XXX	XXX	XXX	XXX	XXX	XXX	XXX	XXX	XXX	XXX	XXX	XXX	XXX	46	
	NAVY	1	21	0	XXX	XXX	XXX	XXX	XXX	XXX	XXX	XXX	XXX	XXX	XXX	XXX	XXX	XXX	XXX	21	
	USAF	1	46	0	XXX	XXX	XXX	XXX	XXX	XXX	XXX	XXX	XXX	XXX	XXX	XXX	XXX	XXX	XXX	46	
	TOTAL		113	0	XXX	XXX	XXX	XXX	XXX	XXX	XXX	XXX	XXX	XXX	XXX	XXX	XXX	XXX	XXX	0	

Prepared by Washington Headquarters Services
Directorate for Information Operations and Reports

**FORMAT 16: SERVICE SPONSORED GRADUATE DENTAL EDUCATION
FISCAL YEAR 1987**

SPECIALTY	SERVICE	LENGTH OF TRAINING	NUMBER OF STUDENTS BY YEAR OF COMPLETION DATE AND SOURCE OF TRAINING															GRAND TOTAL
			CURRENT FY + 1		CURRENT FY + 2		CURRENT FY + 3		CURRENT FY + 4		CURRENT FY + 5		OVER 5					
			MIL	CIV	MIL	CIV	MIL	CIV	MIL	CIV	MIL	CIV	MIL	CIV	MIL	CIV		
GRAND TOTALS			103	1	54	4	7	1	0	0	0	0	0	0	0	0	0	170
	ARMY		51	8	26	8	6	2	0	0	0	0	0	0	0	0	0	101
	NAVY		78	21	24	16	6	11	0	2	0	0	0	0	0	0	0	158
	USAF		232	30	104	28	19	14	0	2	0	0	0	0	0	0	0	429
	TOTAL																	

Prepared by: Washington Headquarters Services
Directorate for Information Operations and Reports

**FORMAT 17: PHYSICIAN REQUIREMENTS, AUTHORIZATIONS, AND END STRENGTH
FISCAL YEAR 1987**

MEDICAL SPECIALTY	SERVICE	SERVICE REQUIREMENT	BUDGET AUTHORIZATION	END STRENGTH	
				DUTY	PRIMARY
GME-1 (INTERNSHIP)	ARMY	(350)	340	333	XXX
	NAVY	269	255	258	XXX
	USAF	(200)	200	198	XXX
	TOTAL	(819)	795	789	XXX
OTHER GME	ARMY	(1250)	1200	1342	XXX
	NAVY	211	803	800	XXX
	USAF	(650)	650	690	XXX
	TOTAL	(2111)	2653	2832	XXX
ANESTHESIOLOGY	ARMY	257	103	91	121
	NAVY	177	121	113	182
	USAF	180	95	86	99
	TOTAL	614	319	290	402
AVIATION MEDICINE/AEROSPACE	ARMY	197	126	130	117
	NAVY	286	372	326	368
	USAF	1107	437	473	483
	TOTAL	1590	935	929	968

Prepared by: Washington Headquarters Services
Directorate for Information
Operations and Reports

**FORMAT 17: PHYSICIAN REQUIREMENTS, AUTHORIZATIONS, AND END STRENGTH
FISCAL YEAR 1987**

MEDICAL SPECIALTY	SERVICE	SERVICE REQUIREMENT	BUDGET AUTHORIZATION	END STRENGTH	
				DUTY	PRIMARY
DERMATOLOGY	ARMY	84	72	74	90
	NAVY	31	37	39	60
	USAF	55	39	38	44
	TOTAL	170	148	151	194
EMERGENCY MEDICINE	ARMY	405	70	71	86
	NAVY	48	34	28	52
	USAF	53	31	36	52
	TOTAL	506	135	135	190
EXECUTIVE MEDICINE	ARMY	313	163	185	XXX
	NAVY	93	84	80	XXX
	USAF	206	43	44	XXX
	TOTAL	612	290	309	XXX
FAMILY PRACTICE	ARMY	400	456	268	471
	NAVY	210	230	205	295
	USAF	411	411	445	583
	TOTAL	1021	1097	918	1349

Prepared by Washington Headquarters Services
Directorate for Information
Operations and Reports

**FORMAT 17: PHYSICIAN REQUIREMENTS, AUTHORIZATIONS, AND END STRENGTH
FISCAL YEAR 1987**

MEDICAL SPECIALTY	SERVICE	SERVICE REQUIREMENT	BUDGET AUTHORIZATION	END STRENGTH	
				DUTY	PRIMARY
GENERAL MEDICINE	ARMY	605	401	652	1066
	NAVY	1572	693	696	955
	USAF	192	34	231	294
	TOTAL	2369	1128	1573	2315
INTERNAL MEDICINE ALLERGY/IMMUNOLOGY	ARMY	53	30	31	37
	NAVY	0	5	0	0
	USAF	3	30	23	22
	TOTAL	56	65	54	59
CARDIOLOGY/CARDIOVASCULAR	ARMY	0	73	60	63
	NAVY	0	27	28	38
	USAF	0	48	32	29
	TOTAL	0	148	120	130
ENDOCRINOLOGY/METABOLISM	ARMY	0	28	27	36
	NAVY	0	8	9	11
	USAF	0	13	9	10
	TOTAL	0	49	45	57

Prepared by: Washington Headquarters Services
Directorate for Information
Operations and Reports

**FORMAT 17: PHYSICIAN REQUIREMENTS, AUTHORIZATIONS, AND END STRENGTH
FISCAL YEAR 1987**

MEDICAL SPECIALTY	SERVICE	SERVICE REQUIREMENT	BUDGET AUTHORIZATION	END STRENGTH	
				DUTY	PRIMARY
GASTROENTEROLOGY	ARMY	0	41	43	48
	NAVY	0	16	15	22
	USAF	0	26	22	21
	TOTAL	0	83	80	91
GENERAL INTERNIST	ARMY	530	292	243	623
	NAVY	229	155	149	220
	USAF	249	209	227	407
	TOTAL	1008	656	619	1250
HEMATOLOGY/ONCOLOGY	ARMY	0	38	39	43
	NAVY	0	14	17	23
	USAF	0	22	22	22
	TOTAL	0	74	78	88
INFECTIOUS DISEASE	ARMY	0	31	36	41
	NAVY	0	7	13	19
	USAF	0	9	9	13
	TOTAL	0	47	58	73

Prepared by: Washington Headquarters Services
Directorate for Information Operations and Reports

**FORMAT 17: PHYSICIAN REQUIREMENTS, AUTHORIZATIONS, AND END STRENGTH
FISCAL YEAR 1987**

MEDICAL SPECIALTY	SERVICE	SERVICE REQUIREMENT	BUDGET AUTHORIZATION	END STRENGTH	
				DUTY	PRIMARY
NEPHROLOGY	ARMY	0	18	25	22
	NAVY	0	5	11	13
	USAF	0	13	10	12
	TOTAL	0	36	46	47
PULMONARY	ARMY	0	32	37	39
	NAVY	0	13	15	22
	USAF	0	32	18	19
	TOTAL	0	77	70	80
RHEUMATOLOGY	ARMY	0	17	15	19
	NAVY	0	3	5	7
	USAF	0	9	13	12
	TOTAL	0	29	33	38
TROPICAL	ARMY	0	0	0	0
	NAVY	0	0	1	4
	USAF	0	0	0	0
	TOTAL	0	0	1	4

Prepared by Washington Headquarters Services
Directorate for Information Operations and Reports

**FORMAT 17: PHYSICIAN REQUIREMENTS, AUTHORIZATIONS, AND END STRENGTH
FISCAL YEAR 1987**

MEDICAL SPECIALTY	SERVICE	SERVICE REQUIREMENT	BUDGET AUTHORIZATION	END STRENGTH	
				DUTY	PRIMARY
NEUROLOGY	ARMY	103	60	52	72
	NAVY	15	28	24	32
	USAF	45	30	29	32
	TOTAL	163	118	105	136
NUCLEAR MEDICINE	ARMY	20	24	36	32
	NAVY	9	9	11	12
	USAF	0	7	5	9
	TOTAL	29	40	52	53
OBSTETRICS/GYNECOLOGY	ARMY	178	214	186	284
	NAVY	38	131	107	175
	USAF	52	205	181	266
	TOTAL	268	550	474	725
OPHTHALMOLOGY	ARMY	90	81	71	64
	NAVY	38	54	52	82
	USAF	60	53	40	52
	TOTAL	188	188	163	198

Prepared by: Washington Headquarters Services
Directorate for Information
Operations and Reports

**FORMAT 17: PHYSICIAN REQUIREMENTS, AUTHORIZATIONS, AND END STRENGTH
FISCAL YEAR 1987**

MEDICAL SPECIALTY	SERVICE	SERVICE REQUIREMENT	BUDGET AUTHORIZATION	END STRENGTH	
				DUTY	PRIMARY
ORTHOPEDIC SURGERY	ARMY	426	156	126	139
	NAVY	140	95	97	155
	USAF	259	148	104	120
	TOTAL	825	399	327	414
OTORHINOLARYNGOLOGY	ARMY	166	60	55	61
	NAVY	34	52	46	85
	USAF	48	53	42	55
	TOTAL	248	165	143	201
PATHOLOGY	ARMY	105	167	162	215
	NAVY	50	80	77	106
	USAF	122	107	77	89
	TOTAL	277	354	316	410
PEDIATRICS	ARMY	143	274	246	401
	NAVY	32	171	187	247
	USAF	28	271	258	347
	TOTAL	203	716	691	995

Prepared by: Washington Headquarters Services
Directorate for Information
Operations and Reports

**FORMAT 17: PHYSICIAN REQUIREMENTS, AUTHORIZATIONS, AND END STRENGTH
FISCAL YEAR 1987**

MEDICAL SPECIALTY	SERVICE	SERVICE REQUIREMENT	BUDGET AUTHORIZATION	END STRENGTH	
				DUTY	PRIMARY
PHYSICAL MEDICINE	ARMY	16	17	18	22
	NAVY	0	0	3	3
	USAF	3	3	1	1
	TOTAL	19	20	22	26
PREVENTIVE MEDICINE	ARMY	117	74	10	73
	NAVY	95	41	32	64
	USAF	0	128	128	162
	TOTAL	212	243	170	299
PSYCHIATRY	ARMY	160	218	174	254
	NAVY	129	107	90	127
	USAF	187	140	102	154
	TOTAL	476	465	366	535
RADIOLOGY	ARMY	160	174	153	153
	NAVY	125	101	90	153
	USAF	218	165	116	147
	TOTAL	503	440	359	453

Prepared by: Washington Headquarters Services
Directorate for Information
Operations and Reports

**FORMAT 17: PHYSICIAN REQUIREMENTS, AUTHORIZATIONS, AND END STRENGTH
FISCAL YEAR 1987**

MEDICAL SPECIALTY	SERVICE	SERVICE REQUIREMENT	BUDGET AUTHORIZATION	END STRENGTH	
				DUTY	PRIMARY
SURGERY CARDIAC/THORACIC	ARMY	79	27	25	23
	NAVY	16	16	10	10
	USAF	82	14	11	12
	TOTAL	177	57	46	45
COLON/RECTAL	ARMY	0	0	0	0
	NAVY	0	2	2	4
	USAF	8	8	5	4
	TOTAL	8	10	7	8
GENERAL	ARMY	593	190	157	459
	NAVY	302	159	99	160
	USAF	434	251	197	346
	TOTAL	1329	600	453	965
NEUROLOGIC/L	ARMY	72	23	23	28
	NAVY	32	15	11	20
	USAF	49	11	15	15
	TOTAL	153	49	49	63

Prepared by: Washington Headquarters Services
Directorate for Information
Operations and Reports

**FORMAT 17: PHYSICIAN REQUIREMENTS, AUTHORIZATIONS, AND END STRENGTH
FISCAL YEAR 1987**

MEDICAL SPECIALTY	SERVICE	SERVICE REQUIREMENT	BUDGET AUTHORIZATION	END STRENGTH	
				DUTY	PRIMARY
ONCOLOGY	ARMY	0	0	0	0
	NAVY	0	0	0	1
	USAF	0	0	0	0
	TOTAL	0	0	0	1
PEDIATRIC	ARMY	0	0	0	0
	NAVY	0	2	3	3
	USAF	0	5	2	1
	TOTAL	0	7	5	4
PERIPHERAL VASCULAR	ARMY	17	12	10	4
	NAVY	0	3	6	7
	USAF	0	7	7	6
	TOTAL	17	22	23	17
PLASTIC	ARMY	36	21	21	16
	NAVY	2	7	13	15
	USAF	13	10	10	10
	TOTAL	51	38	44	41

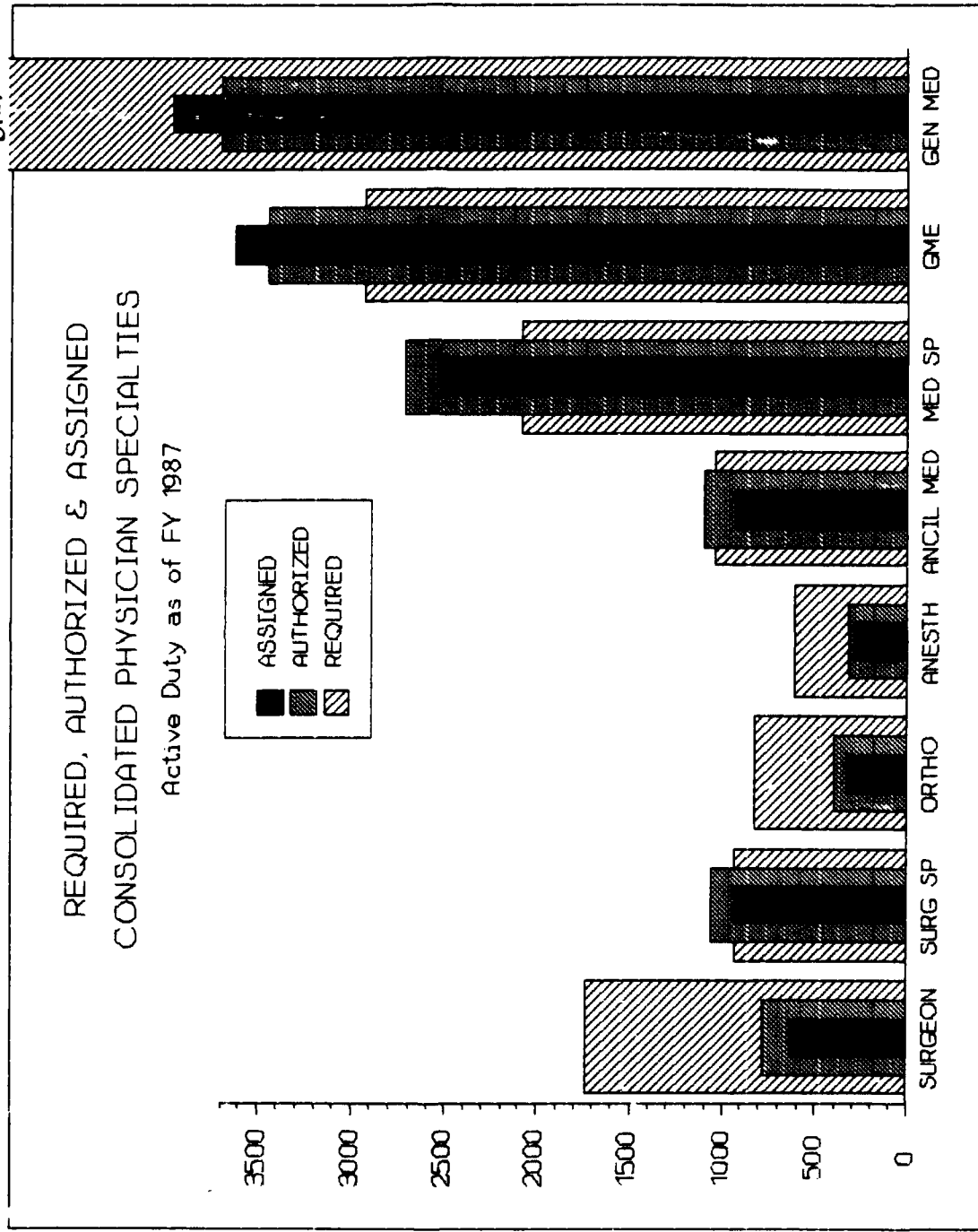
Prepared by: Washington Headquarters Services
Directorate for Information
Operations and Reports

**FORMAT 17: PHYSICIAN REQUIREMENTS, AUTHORIZATIONS, AND END STRENGTH
FISCAL YEAR 1987**

MEDICAL SPECIALTY	SERVICE	SERVICE REQUIREMENT	BUDGET AUTHORIZATION	END STRENGTH	
				DUTY	PRIMARY
UNDERSEA MEDICINE	ARMY	0	0	0	0
	NAVY	83	116	100	84
	USAF	0	0	0	0
	TOTAL	83	116	100	84
UROLOGY	ARMY	126	64	62	67
	NAVY	18	39	36	62
	USAF	77	52	48	54
	TOTAL	221	155	146	183
GRAND TOTALS	ARMY	5451	5387	5289	5289
	NAVY	4284	4110	3898	3898
	USAF	4141	4019	4004	4004
	TOTAL	13876	13516	13191	13191

Prepared by: Washington Headquarters Services
Directorate for Information
Operations and Reports

FIGURE 7



**FORMAT 18: PHYSICIAN GAINS, LOSSES, AND AUTHORIZATIONS, BY SPECIALTY
FISCAL YEAR 1987**

MEDICAL SPECIALTY	SERVICE	CURRENT FY						FY + 1			FY + 2			FY + 3				
		BEGIN STREN	TOTAL GAIN	TOTAL LOSS	BUDGT AUTH.	BEGIN STREN	TOTAL GAIN	TOTAL LOSS	BUDGT AUTH.	BEGIN STREN	TOTAL GAIN	TOTAL LOSS	BUDGT AUTH.	BEGIN STREN	TOTAL GAIN	TOTAL LOSS	BUDGT AUTH.	
GME - I (INTERNSHIP)	ARMY	341	341	349	340	333	341	334	340	340	340	340	340	340	340	340	340	340
	NAVY	255	257	254	255	258	254	256	269	260	255	260	261	263	260	269	260	269
	USAF	191	198	191	200	198	151	191	200	198	198	198	198	198	198	198	200	200
	TOTAL	787	796	794	795	789	786	781	809	794	798	793	809	799	801	798	809	809
OTHER GME	ARMY	1334	400	392	1200	1342	400	542	1200	400	400	400	1200	400	400	1200	400	1200
	NAVY	776	317	293	803	800	232	255	804	777	265	260	807	782	280	265	829	829
	USAF	664	286	260	650	690	287	285	690	692	287	287	690	692	287	287	690	690
	TOTAL	2774	1003	945	2653	2832	919	1082	2694	2669	952	947	2697	2674	967	952	2719	2719
ANESTHESIOLOGY	ARMY	103	23	35	103	91	16	4	103	103	16	1	118	31	14	135	14	135
	NAVY	112	37	36	121	113	39	24	127	128	34	36	130	34	23	145	23	145
	USAF	83	25	22	95	86	18	17	95	87	25	22	108	90	28	114	23	114
	TOTAL	298	85	93	319	290	73	45	325	318	75	59	356	334	93	60	394	60
AVIATION MEDICINE/AEROSPACE	ARMY	119	12	1	126	130	12	16	126	126	7	7	126	7	7	126	7	126
	NAVY	310	234	218	372	326	144	125	369	345	180	160	371	365	184	175	370	370
	USAF	481	126	134	437	473	117	77	438	513	117	128	438	502	119	121	438	438
	TOTAL	910	372	353	935	929	273	218	933	984	304	295	935	993	310	303	934	934

Prepared by: Washington Headquarters Services
Directorate for Information Operations and Reports

**FORMAT 18: PHYSICIAN GAINS, LOSSES, AND AUTHORIZATIONS, BY SPECIALTY
FISCAL YEAR 1987**

MEDICAL SPECIALTY	SERVICE	FY + 4				FY + 5				FY + 6			
		BEGIN STREN.	TOTAL GAIN	TOTAL LOSS	BUDGT. AUTH.	BEGIN STREN.	TOTAL GAIN	TOTAL LOSS	BUDGT. AUTH.	BEGIN STREN.	TOTAL GAIN	TOTAL LOSS	BUDGT. AUTH.
GME-1 (INTERNSHIP)	ARMY	340	340	340	340	340	340	340	340	340	340	340	340
	NAVY	264	264	263	269	265	263	263	269	267	266	264	269
	USAF	198	198	198	200	198	198	198	200	198	198	198	200
	TOTAL	802	802	801	809	803	801	801	809	805	804	802	809
OTHER GME	ARMY	1200	400	400	1200	400	400	400	1200	400	400	400	1200
	NAVY	797	295	280	826	296	289	289	826	819	295	290	826
	USAF	692	287	287	690	285	285	285	690	692	278	278	690
	TOTAL	2689	982	967	2716	981	974	974	2716	2711	973	968	2716
ANESTHESIOLOGY	ARMY	135	33	17	151	20	6	6	165	165	20	6	165
	NAVY	137	33	28	147	32	28	28	147	146	30	28	147
	USAF	95	37	17	128	31	18	18	128	128	20	20	128
	TOTAL	367	103	62	426	83	52	52	440	439	70	54	440
AVIATION MEDICINE/AEROSPACE	ARMY	126	7	7	126	7	7	7	126	126	7	7	126
	NAVY	374	180	178	372	173	172	172	372	377	180	180	372
	USAF	500	117	96	438	130	148	148	438	503	136	151	438
	TOTAL	1000	304	281	936	310	327	327	936	1006	323	338	936

Prepared by: Washington Headquarters Services
Directorate for Information
Operations and Reports

**FORMAT 18: PHYSICIAN GAINS, LOSSES, AND AUTHORIZATIONS, BY SPECIALTY
FISCAL YEAR 1987**

MEDICAL SPECIALTY	SERVICE	CURRENT FY				FY + 1				FY + 2				FY + 3			
		BEGIN STREN.	TOTAL GAIN	TOTAL LOSS	BUDGT. AUTH.	BEGIN STREN.	TOTAL GAIN	TOTAL LOSS	BUDGT. AUTH.	BEGIN STREN.	TOTAL GAIN	TOTAL LOSS	BUDGT. AUTH.	BEGIN STREN.	TOTAL GAIN	TOTAL LOSS	BUDGT. AUTH.
DERMATOLOGY	ARMY	72	27	25	72	74	14	16	72	72	14	14	72	72	14	14	72
	NAVY	42	11	14	37	39	7	10	37	36	9	8	37	37	7	6	34
	USAF	35	8	5	39	38	13	10	41	41	8	6	40	43	9	8	40
	TOTAL	149	46	44	148	151	34	36	150	149	31	28	149	152	30	28	146
EMERGENCY MEDICINE	ARMY	74	17	20	70	71	19	20	70	70	15	15	70	70	15	15	70
	NAVY	24	11	7	34	28	14	3	34	39	4	4	39	39	22	13	54
	USAF	42	17	23	31	36	9	10	32	35	10	6	39	39	14	9	44
	TOTAL	140	45	50	135	135	42	33	136	144	29	25	148	148	51	37	168
EXECUTIVE MEDICINE	ARMY	184	20	19	163	185	34	56	163	163	34	34	163	163	35	35	163
	NAVY	140	20	80	84	80	10	14	84	76	14	18	84	72	12	12	84
	USAF	41	4	1	43	44	5	6	43	43	5	5	43	43	4	4	43
	TOTAL	365	44	100	290	309	49	76	290	282	53	57	290	278	51	51	290
FAMILY PRACTICE	ARMY	263	230	225	456	268	290	27	531	531	125	70	536	586	140	100	626
	NAVY	193	51	39	230	205	41	40	237	206	48	38	236	216	47	30	238
	USAF	410	64	29	411	445	73	106	412	412	78	77	412	413	82	84	412
	TOTAL	866	345	293	1097	918	404	173	1180	1149	251	185	1234	1215	269	214	1276

Prepared by Washington Headquarters Services
Directorate for Information
Operations and Reports

**FORMAT 18: PHYSICIAN GAINS, LOSSES, AND AUTHORIZATIONS, BY SPECIALTY
FISCAL YEAR 1987**

MEDICAL SPECIALTY	SERVICE	FY + 4				FY + 5				FY + 6			
		BEGIN STREN.	TOTAL GAIN	TOTAL LOSS	BUDGT. AUTH.	BEGIN STREN.	TOTAL GAIN	TOTAL LOSS	BUDGT. AUTH.	BEGIN STREN.	TOTAL GAIN	TOTAL LOSS	BUDGT. AUTH.
DERMATOLOGY	ARMY	72	14	14	72	72	14	14	72	72	14	14	72
	NAVY	38	5	7	34	36	6	7	34	35	5	6	34
	USAF	44	7	8	40	43	5	5	40	43	6	6	40
	TOTAL	154	26	29	146	151	25	26	146	150	25	26	146
EMERGENCY MEDICINE	ARMY	70	15	15	70	70	15	15	70	70	15	15	70
	NAVY	48	21	17	55	52	20	17	58	55	21	17	58
	USAF	44	19	7	62	56	18	8	62	66	9	10	62
	TOTAL	162	55	39	187	178	53	40	190	191	45	42	190
EXECUTIVE MEDICINE	ARMY	163	36	36	163	163	36	36	163	163	39	39	163
	NAVY	72	14	14	84	72	10	12	84	70	10	14	84
	USAF	43	5	5	43	43	4	4	43	43	5	5	43
	TOTAL	278	55	55	290	278	50	52	290	276	54	58	290
FAMILY PRACTICE	ARMY	626	135	30	731	731	236	128	839	839	268	160	839
	NAVY	233	38	37	234	234	39	38	234	235	35	35	234
	USAF	411	62	75	412	398	77	63	412	412	81	81	412
	TOTAL	1270	235	142	1377	1363	352	229	1485	1486	384	276	1485

Prepared by: Washington Headquarters Services
Directorate for Information
Operations and Reports

**FORMAT 18: PHYSICIAN GAINS, LOSSES, AND AUTHORIZATIONS, BY SPECIALTY
FISCAL YEAR 1987**

MEDICAL SPECIALTY	SERVICE	CURRENT FY				FY + 1				FY + 2				FY + 3			
		BEGIN STREN	TOTAL GAIN	TOTAL LOSS	BUDGT AUTH.	BEGIN STREN	TOTAL GAIN	TOTAL LOSS	BUDGT AUTH.	BEGIN STREN	TOTAL GAIN	TOTAL LOSS	BUDGT AUTH.	BEGIN STREN	TOTAL GAIN	TOTAL LOSS	BUDGT AUTH.
GENERAL MEDICINE	ARMY	503	222	73	401	652	251	532	371	15	84	302	302	72	112	262	
	NAVY	758	220	288	693	690	309	302	697	301	292	757	706	321	280	741	
	USAF	47	120	136	34	231	95	49	277	100	126	27	251	103	139	20	
	TOTAL	1508	562	497	1128	1573	655	883	1345	416	502	1086	1259	496	531	1023	
INTERNAL MEDICINE ALLERGY/IMMUNOLOGY	ARMY	37	9	15	30	31	14	15	30	3	3	30	30	4	4	30	
	NAVY	1	0	1	5	0	0	0	5	0	0	5	0	0	0	5	
	USAF	20	5	2	30	23	4	4	30	4	5	30	22	5	3	30	
	TOTAL	58	14	18	65	54	18	19	65	7	8	65	52	9	7	65	
CARDIOLOGY/CARDIOVASCULAR	ARMY	61	12	13	73	60	27	14	73	15	15	73	73	15	15	73	
	NAVY	30	7	9	27	28	1	6	27	6	4	27	25	4	3	27	
	USAF	30	6	4	48	32	14	5	50	10	10	50	41	3	5	50	
	TOTAL	121	25	26	148	120	42	25	150	31	29	150	139	22	23	150	
ENDOCRINOLOGY/METABOLISM	ARMY	29	4	6	28	27	12	11	28	2	2	28	28	3	3	28	
	NAVY	15	1	7	8	9	0	0	8	1	1	8	9	0	1	7	
	USAF	7	2	0	13	9	2	1	13	3	1	13	12	2	1	13	
	TOTAL	51	7	13	49	45	14	12	49	6	4	49	49	5	5	48	

Prepared by: Washington Headquarters Service
Directorate for Information Operations and Reports

**FORMAT 18: PHYSICIAN GAINS, LOSSES, AND AUTHORIZATIONS, BY SPECIALTY
FISCAL YEAR 1987**

MEDICAL SPECIALTY	SERVICE	FY + 4						FY + 5						FY + 6					
		BEGIN STREN.	TOTAL GAIN	TOTAL LOSS	BUDGT. AUTH.	BEGIN STREN.	TOTAL GAIN	TOTAL LOSS	BUDGT. AUTH.	BEGIN STREN.	TOTAL GAIN	TOTAL LOSS	BUDGT. AUTH.	BEGIN STREN.	TOTAL GAIN	TOTAL LOSS	BUDGT. AUTH.		
GENERAL MEDICINE	ARMY	262	5	40	227	227	10	103	134	134	3	3	134	3	3	134			
	NAVY	747	353	282	814	818	377	285	897	910	300	314	896						
	USAF	215	105	100	0	220	86	167	0	139	100	101	0						
	TOTAL	1224	463	422	1041	1265	473	555	1031	1183	403	418	1030						
INTERNAL MEDICINE ALLERGY/IMMUNOLOGY	ARMY	30	4	4	30	30	5	5	30	30	5	5	30	5	5	30			
	NAVY	0	3	0	5	3	1	0	5	4	1	0	5						
	USAF	24	4	2	30	26	4	2	30	28	4	4	30						
	TOTAL	54	11	6	65	59	10	7	65	62	10	9	65						
CARDIOLOGY/CARDIOVASCULAR	ARMY	73	15	15	73	73	15	15	73	73	15	15	73						
	NAVY	26	3	2	27	27	3	2	27	28	2	2	28						
	USAF	39	7	5	50	41	8	3	50	46	8	5	50						
	TOTAL	138	25	22	150	141	26	20	150	147	25	22	151						
ENDOCRINOLOGY/METABOLISM	ARMY	28	4	4	28	28	4	4	28	28	4	4	28						
	NAVY	8	0	1	7	7	0	0	7	7	1	1	7						
	USAF	13	2	1	13	14	2	1	13	15	2	3	13						
	TOTAL	49	6	6	48	49	6	5	48	50	7	8	48						

Prepared by Washington Headquarters Services
Directorate for Information
Operations and Reports

**FORMAT 18: PHYSICIAN GAINS, LOSSES, AND AUTHORIZATIONS, BY SPECIALTY
FISCAL YEAR 1987**

MEDICAL SPECIALTY	SERVICE	CURRENT FY				FY + 1				FY + 2				FY + 3			
		BEGIN STREN.	TOTAL GAIN	TOTAL LOSS	BUDGT AUTH.	BEGIN STREN.	TOTAL GAIN	TOTAL LOSS	BUDGT AUTH.	BEGIN STREN.	TOTAL GAIN	TOTAL LOSS	BUDGT AUTH.	BEGIN STREN.	TOTAL GAIN	TOTAL LOSS	BUDGT AUTH.
GASTROENTEROLOGY	ARMY	34	15	6	41	43	18	20	41	41	10	10	41	41	9	9	41
	NAVY	13	5	3	16	15	3	5	16	13	4	3	16	14	3	2	16
	USAF	21	6	5	26	22	5	8	30	19	6	4	30	21	9	3	30
	TOTAL	68	26	14	83	80	26	33	87	73	20	17	87	76	21	14	87
GENERAL INTERNIST	ARMY	289	45	91	292	243	68	19	292	292	51	51	292	292	50	50	292
	NAVY	130	58	39	155	149	53	54	154	148	55	54	154	149	23	28	142
	USAF	225	53	51	209	227	61	73	209	215	95	74	209	236	65	64	209
	TOTAL	644	156	181	656	619	182	146	655	655	201	179	655	677	138	142	643
HEMATOLOGY/ONCOLOGY	ARMY	42	6	9	38	39	7	8	38	38	5	5	38	38	6	6	38
	NAVY	15	13	11	14	17	1	1	14	17	3	4	14	16	2	3	13
	USAF	19	4	1	22	22	4	5	26	21	1	3	26	19	3	2	26
	TOTAL	76	23	21	74	78	12	14	78	76	9	12	78	73	11	11	77
INFECTIOUS DISEASE	ARMY	34	4	2	31	36	1	6	31	31	4	4	31	31	4	4	31
	NAVY	14	3	4	7	13	2	4	9	11	4	5	9	10	2	2	9
	USAF	7	2	0	9	9	3	2	11	10	3	2	11	11	2	2	11
	TOTAL	55	9	6	47	58	6	12	51	52	11	11	51	52	8	8	51

Prepared by: Washington Headquarters Services
Directorate for Information
Operations and Reports

**FORMAT 18: PHYSICIAN GAINS, LOSSES, AND AUTHORIZATIONS, BY SPECIALTY
FISCAL YEAR 1987**

MEDICAL SPECIALTY	SERVICE	FY + 4				FY + 5				FY + 6			
		BEGIN STREN.	TOTAL GAIN	TOTAL LC'S	BUDGT. AUTH.	BEGIN STREN.	TOTAL GAIN	TOTAL LOSS	BUDGT. AUTH.	BEGIN STREN.	TOTAL GAIN	TOTAL LOSS	BUDGT. AUTH.
GASTROENTEROLOGY	ARMY	41	9	9	41	41	8	8	41	41	8	8	41
	NAVY	15	2	2	16	15	1	1	16	15	2	1	16
	USAF	27	6	3	30	30	3	3	30	30	6	6	30
	TOTAL	83	17	14	87	86	12	12	87	86	16	15	87
GENERAL INTERNIST	ARMY	292	50	50	292	292	50	50	292	292	50	50	292
	NAVY	144	22	20	148	146	24	22	148	148	23	22	148
	USAF	237	42	73	209	206	71	71	209	206	74	74	209
	TOTAL	673	114	143	649	644	145	143	649	646	147	146	649
HEMATOLOGY/ONCOLOGY	ARMY	38	6	6	38	38	6	6	38	38	6	6	38
	NAVY	15	2	1	13	16	1	2	13	15	0	2	13
	USAF	20	4	2	26	22	3	2	26	23	3	3	26
	TOTAL	73	12	9	77	76	10	10	77	76	9	11	77
INFECTIOUS DISEASE	ARMY	31	4	4	31	31	4	4	31	31	4	4	31
	NAVY	10	2	3	9	9	1	1	9	9	2	2	9
	USAF	11	2	2	11	11	2	2	11	11	2	2	11
	TOTAL	52	8	9	51	51	7	7	51	51	8	8	51

Prepared by: Washington Headquarters Services
Directorate for Information Operations and Reports

**FORMAT 18: PHYSICIAN GAINS, LOSSES, AND AUTHORIZATIONS, BY SPECIALTY
FISCAL YEAR 1987**

MEDICAL SPECIALTY	SERVICE	CURRENT FY				FY + 1			FY + 2			FY + 3		
		TOTAL GAIN	TOTAL LOSS	BUDGT AUTH.	BEGIN STREN.	TOTAL GAIN	TOTAL LOSS	BUDGT AUTH.	BEGIN STREN.	TOTAL GAIN	TOTAL LOSS	BUDGT AUTH.	BEGIN STREN.	
NEPHROLOGY	ARMY	25	5	18	25	2	9	18	5	18	5	18	5	18
	NAVY	10	2	5	11	2	3	6	2	3	2	6	1	5
	USAF	9	2	13	10	0	0	13	2	1	1	13	3	13
	TOTAL	44	9	36	46	4	12	37	9	9	37	38	9	36
PULMONARY	ARMY	41	8	32	37	1	6	32	5	32	5	32	5	32
	NAVY	19	4	13	15	2	1	13	5	6	5	13	4	13
	USAF	16	5	32	18	5	2	33	6	3	33	24	6	33
	TOTAL	76	17	77	70	8	9	78	16	14	78	71	15	78
RHEUMATOLOGY	ARMY	15	2	17	15	7	5	17	4	17	4	17	4	17
	NAVY	6	2	3	5	1	1	3	1	2	2	3	2	3
	USAF	11	3	9	13	1	2	14	2	2	14	12	3	14
	TOTAL	32	7	29	33	9	8	34	7	8	34	33	9	34
TROPICAL	ARMY	0	0	0	0	0	0	0	0	0	0	0	0	0
	NAVY	1	1	0	1	0	0	0	0	0	0	0	0	0
	USAF	0	0	0	0	0	0	0	0	0	0	0	0	0
	TOTAL	1	1	0	1	0	0	0	0	0	0	0	0	0

Prepared by: Washington Headquarters Services
Directorate for Information
Operations and Reports

**FORMAT 18: PHYSICIAN GAINS, LOSSES, AND AUTHORIZATIONS, BY SPECIALTY
FISCAL YEAR 1987**

MEDICAL SPECIALTY	SERVICE	FY + 4				FY + 5				FY + 6			
		BEGIN STREN.	TOTAL GAIN	TOTAL LOSS	BUDGT. AUTH.	BEGIN STREN.	TOTAL GAIN	TOTAL LOSS	BUDGT. AUTH.	BEGIN STREN.	TOTAL GAIN	TOTAL LOSS	BUDGT. AUTH.
NEPHROLOGY	ARMY	18	4	4	18	18	5	5	18	18	4	4	18
	NAVY	8	1	2	5	7	1	2	5	6	1	2	5
	USAF	12	2	2	13	12	2	1	13	13	2	2	13
	TOTAL	38	7	8	36	37	8	8	36	37	7	8	36
PULMONARY	ARMY	32	5	5	32	32	5	5	32	32	5	5	32
	NAVY	14	3	4	13	13	3	3	13	13	2	2	13
	USAF	27	6	2	33	31	7	5	33	33	6	6	33
	TOTAL	73	14	11	78	76	15	13	78	78	13	13	78
RHEUMATOLOGY	ARMY	17	4	4	17	17	4	4	17	17	4	4	17
	NAVY	4	1	2	3	3	1	1	3	3	0	0	3
	USAF	14	2	1	14	15	2	1	14	16	2	2	14
	TOTAL	35	7	7	34	35	7	6	34	36	6	6	34
TROPICAL	ARMY	0	0	0	0	0	0	0	0	0	0	0	0
	NAVY	1	0	1	0	0	0	0	0	0	0	0	0
	USAF	0	0	0	0	0	0	0	0	0	0	0	0
	TOTAL	1	0	1	0	0	0	0	0	0	0	0	0

Prepared by: Washington Headquarters Services
Directorate for Information
Operations and Reports

**FORMAT 18: PHYSICIAN GAINS, LOSSES, AND AUTHORIZATIONS, BY SPECIALTY
FISCAL YEAR 1987**

MEDICAL SPECIALTY	SERVICE	CURRENT FY						FY + 1						FY + 2						FY + 3					
		TOTAL GAIN		TOTAL LOSS		BUDGT. AUTH.		BEGIN. STREN.		TOTAL GAIN		TOTAL LOSS		BUDGT. AUTH.		BEGIN. STREN.		TOTAL GAIN		TOTAL LOSS		BUDGT. AUTH.		BEGIN. STREN.	
		BEGIN. STREN.	TOTAL GAIN	TOTAL LOSS	BUDGT. AUTH.	BEGIN. STREN.	TOTAL GAIN	TOTAL LOSS	BUDGT. AUTH.	BEGIN. STREN.	TOTAL GAIN	TOTAL LOSS	BUDGT. AUTH.	BEGIN. STREN.	TOTAL GAIN	TOTAL LOSS	BUDGT. AUTH.	BEGIN. STREN.	TOTAL GAIN	TOTAL LOSS	BUDGT. AUTH.	BEGIN. STREN.	TOTAL GAIN	TOTAL LOSS	BUDGT. AUTH.
NEUROLOGY	ARMY	55	5	8	60	52	19	11	60	60	15	15	60	60	15	15	60	60	15	15	60	60	15	15	60
	NAVY	25	5	6	28	24	10	6	28	28	5	4	28	28	5	4	28	28	5	4	28	28	5	4	27
	USAF	27	8	6	30	29	4	2	31	31	8	7	31	31	8	7	31	31	8	6	31	31	8	6	31
	TOTAL	107	18	20	118	105	33	19	119	119	28	26	119	119	28	26	119	119	28	24	118	118	28	24	118
NUCLEAR MEDICINE	ARMY	31	10	5	24	36	2	14	24	24	3	3	24	24	3	3	24	24	3	4	24	24	3	4	24
	NAVY	9	3	1	9	11	0	1	9	10	1	2	9	9	1	2	9	9	1	2	9	9	1	2	9
	USAF	7	1	3	7	5	3	0	7	8	2	1	7	7	2	1	7	7	2	1	7	7	2	1	7
	TOTAL	47	14	9	40	52	5	15	40	42	6	6	40	42	6	6	40	42	6	8	40	40	6	7	40
OBSTETRICS/GYNECOLOGY	ARMY	196	32	42	214	186	58	30	214	214	25	25	214	214	25	25	214	214	25	25	214	214	25	25	214
	NAVY	113	30	36	131	107	37	33	140	111	34	30	140	115	37	30	140	115	37	37	140	140	37	37	140
	USAF	187	40	46	205	181	41	55	207	167	69	44	207	192	43	42	207	192	43	43	207	207	43	42	207
	TOTAL	496	102	124	550	474	136	118	561	492	128	99	561	521	105	93	561	521	105	105	561	561	105	93	561
OPHTHALMOLOGY	ARMY	78	12	19	81	71	14	4	81	81	11	11	81	81	11	11	81	81	11	12	81	81	11	12	81
	NAVY	53	16	17	54	52	19	9	54	62	10	14	55	58	16	17	54	58	16	16	54	54	16	17	54
	USAF	42	12	14	53	40	11	8	59	43	10	7	65	46	14	8	69	46	14	14	69	69	14	8	69
	TOTAL	173	40	50	188	163	44	21	194	186	31	32	201	185	42	37	204	185	42	42	204	204	42	37	204

Prepared by: Washington Headquarters Services
Directorate for Information
Operations and Reports

**FORMAT 18: PHYSICIAN GAINS, LOSSES, AND AUTHORIZATIONS, BY SPECIALTY
FISCAL YEAR 1987**

MEDICAL SPECIALTY	SERVICE	FY + 4				FY + 5				FY + 6			
		BEGN. STREN.	TOTAL GAIN	TOTAL LOSS	BUDGT. AUTH.	BEGN. STREN.	TOTAL GAIN	TOTAL LOSS	BUDGT. AUTH.	BEGN. STREN.	TOTAL GAIN	TOTAL LOSS	BUDGT. AUTH.
NEUROLOGY	ARMY	60	16	16	60	60	16	16	60	60	16	16	60
	NAVY	28	3	3	28	28	2	2	28	28	3	3	28
	USAF	33	6	5	31	34	3	6	31	31	6	6	31
	TOTAL	121	25	24	119	122	21	24	119	119	25	25	119
NUCLEAR MEDICINE	ARMY	24	4	4	24	24	4	4	24	24	4	4	24
	NAVY	9	2	1	9	10	2	3	9	9	2	2	9
	USAF	10	1	0	7	11	1	2	7	10	1	3	7
	TOTAL	43	7	5	40	45	7	9	40	43	7	9	40
OBSTETRICS/GYNECOLOGY	ARMY	214	25	25	214	214	25	25	214	214	25	25	214
	NAVY	126	36	30	139	132	35	31	139	136	33	31	139
	USAF	193	28	45	207	176	43	41	207	178	41	52	207
	TOTAL	533	89	100	560	522	103	97	560	528	99	108	560
OPHTHALMOLOGY	ARMY	81	13	13	81	81	14	10	85	85	15	15	85
	NAVY	57	15	16	53	56	15	16	53	55	14	15	53
	USAF	52	16	11	86	57	11	8	87	60	8	8	87
	TOTAL	190	44	40	220	194	40	34	225	200	37	38	225

Prepared by: Washington Headquarters Services
Directorate for Information Operations and Reports

**FORMAT 18: PHYSICIAN GAINS, LOSSES, AND AUTHORIZATIONS, BY SPECIALTY
FISCAL YEAR 1987**

MEDICAL SPECIALTY	SERVICE	CURRENT FY			FY + 1			FY + 2			FY + 3		
		TOTAL GAIN	TOTAL LOSS	BUDGT. AUTH.	TOTAL GAIN	TOTAL LOSS	BUDGT. AUTH.	TOTAL GAIN	TOTAL LOSS	BUDGT. AUTH.	TOTAL GAIN	TOTAL LOSS	BUDGT. AUTH.
		BEGIN STREN.	BEGIN STREN.	BEGIN STREN.	BEGIN STREN.	BEGIN STREN.	BEGIN STREN.	BEGIN STREN.	BEGIN STREN.	BEGIN STREN.	BEGIN STREN.	BEGIN STREN.	BEGIN STREN.
ORTHOPEDIC SURGERY	ARMY	32	66	156	49	19	156	28	14	170	34	28	176
	NAVY	34	27	95	29	24	97	33	30	103	36	28	122
	USAF	25	32	148	28	28	128	37	35	169	29	25	179
	TOTAL	91	125	399	106	71	381	98	79	442	99	81	477
OTORHINOLARYNGOLOGY	ARMY	11	14	60	14	9	60	12	12	60	13	13	60
	NAVY	13	12	52	14	14	54	15	11	54	15	10	55
	USAF	8	12	53	12	10	53	9	8	45	13	9	49
	TOTAL	32	38	165	40	33	167	36	31	159	41	32	164
PATHOLOGY	ARMY	17	20	167	30	25	167	30	30	167	30	30	167
	NAVY	17	14	80	25	16	81	18	15	82	15	17	80
	USAF	8	13	107	15	12	106	5	12	106	9	9	104
	TOTAL	42	47	354	70	53	354	53	57	355	54	56	351
PEDIATRICS	ARMY	34	44	274	69	41	274	60	60	274	60	60	274
	NAVY	57	36	171	25	19	169	16	19	171	19	25	160
	USAF	52	49	271	48	47	274	53	43	274	50	44	274
	TOTAL	143	129	716	142	107	717	129	122	719	129	129	708

Prepared by: Washington Headquarters Services
Directorate for Information Operations and Reports

**FORMAT 18: PHYSICIAN GAINS, LOSSES, AND AUTHORIZATIONS, BY SPECIALTY
FISCAL YEAR 1987**

MEDICAL SPECIALTY	SERVICE	FY + 4				FY + 5				FY + 6			
		BEGIN STREN.	TOTAL GAIN	TOTAL LOSS	BUDGT. AUTH.	BEGIN STREN.	TOTAL GAIN	TOTAL LOSS	BUDGT. AUTH.	BEGIN STREN.	TOTAL GAIN	TOTAL LOSS	BUDGT. AUTH.
ORTHOPEDIC SURGERY	ARMY	176	31	11	196	196	50	29	217	217	72	217	
	NAVY	113	35	29	124	119	34	31	124	122	31	124	
	USAF	110	32	26	180	116	47	26	180	137	41	180	
	TOTAL	399	98	66	500	431	131	86	521	476	144	521	
OTORHINOLARYNGOLOGY	ARMY	60	14	14	60	60	30	8	82	82	22	82	
	NAVY	55	14	14	54	55	13	12	54	56	10	54	
	USAF	49	16	8	51	57	12	8	51	61	9	51	
	TOTAL	164	44	36	165	172	55	28	187	199	41	187	
PATHOLOGY	ARMY	167	30	30	167	167	30	30	167	167	30	167	
	NAVY	87	16	18	81	85	14	15	81	84	15	81	
	USAF	73	8	10	104	71	8	10	101	69	8	101	
	TOTAL	327	54	58	352	323	52	55	349	320	53	349	
PEDIATRICS	ARMY	274	60	130	204	204	10	19	195	195	10	195	
	NAVY	184	15	20	160	179	15	23	160	171	14	160	
	USAF	275	37	38	274	274	41	38	274	277	43	274	
	TOTAL	733	112	188	638	657	66	80	629	643	67	629	

Prepared by: Washington Headquarters Services
Directorate for Information
Operations and Reports

**FORMAT 18: PHYSICIAN GAINS, LOSSES, AND AUTHORIZATIONS, BY SPECIALTY
FISCAL YEAR 1987**

MEDICAL SPECIALTY	SERVICE	CURRENT FY						FY + 1						FY + 2						FY + 3					
		TOTAL GAIN		TOTAL LOSS		BUDGET AUTH.		BEGN. STREN.		TOTAL GAIN		TOTAL LOSS		BUDGET AUTH.		BEGN. STREN.		TOTAL GAIN		TOTAL LOSS		BUDGET AUTH.		BEGN. STREN.	
		BEGN. STREN.	TOTAL GAIN	TOTAL LOSS	BUDGET AUTH.	BEGN. STREN.	TOTAL GAIN	TOTAL LOSS	BUDGET AUTH.	BEGN. STREN.	TOTAL GAIN	TOTAL LOSS	BUDGET AUTH.	BEGN. STREN.	TOTAL GAIN	TOTAL LOSS	BUDGET AUTH.	BEGN. STREN.	TOTAL GAIN	TOTAL LOSS	BUDGET AUTH.	BEGN. STREN.	TOTAL GAIN	TOTAL LOSS	BUDGET AUTH.
PHYSICAL MEDICINE	ARMY	18	2	2	17	18	2	3	17	17	17	2	2	17	17	17	2	2	17	17	2	2	17	17	2
	NAVY	1	2	0	0	3	1	0	0	4	0	1	2	0	3	0	3	0	2	0	3	0	1	0	0
	USAF	2	0	1	3	1	0	0	3	1	1	1	1	1	3	1	1	1	1	3	1	1	0	3	3
	TOTAL	21	4	3	20	22	3	3	20	22	20	4	5	20	21	21	3	3	20	21	3	3	20	21	3
PREVENTIVE MEDICINE	ARMY	67	7	64	74	10	73	9	74	74	74	8	8	74	74	74	8	8	74	74	8	8	74	74	8
	NAVY	26	10	4	41	32	16	5	42	43	5	4	43	44	6	5	44	6	43	44	6	5	43	43	6
	USAF	128	14	14	128	128	16	20	128	124	12	12	15	128	121	14	13	128	14	128	121	14	13	128	128
	TOTAL	221	31	82	243	170	105	34	244	241	25	27	245	239	28	26	245	28	245	239	28	26	245	245	28
PSYCHIATRY	ARMY	195	37	58	218	174	55	11	218	218	35	35	218	218	38	38	218	38	218	218	38	38	218	218	38
	NAVY	88	18	16	107	90	34	13	108	111	19	15	110	115	18	16	113	18	110	115	18	16	113	113	18
	USAF	103	20	21	140	102	20	17	141	105	39	18	141	126	28	16	144	28	141	126	28	16	144	144	28
	TOTAL	386	75	95	465	366	109	41	467	434	93	68	469	459	84	70	475	84	469	459	84	70	475	475	84
RADIOLOGY	ARMY	152	32	31	174	153	52	31	174	174	35	35	174	174	35	35	174	35	174	174	35	35	174	174	35
	NAVY	110	8	28	101	90	35	31	112	94	30	25	113	99	21	14	112	21	113	99	21	14	112	112	21
	USAF	133	11	28	165	116	26	31	165	111	39	38	165	112	32	23	165	32	165	112	32	23	165	165	32
	TOTAL	395	51	87	440	359	113	93	451	379	104	98	452	385	88	72	451	88	452	385	88	72	451	451	88

Prepared by: Washington Headquarters Services
Directorate for Information
Operations and Reports

**FORMAT 18: PHYSICIAN GAINS, LOSSES, AND AUTHORIZATIONS, BY SPECIALTY
FISCAL YEAR 1987**

MEDICAL SPECIALTY	SERVICE	FY + 4				FY + 5				FY + 6			
		BEGIN STREN.	TOTAL GAIN	TOTAL LOSS	BUDGT. AUTH.	BEGIN STREN.	TOTAL GAIN	TOTAL LOSS	BUDGT. AUTH.	BEGIN STREN.	TOTAL GAIN	TOTAL LOSS	BUDGT. AUTH.
PHYSICAL MEDICINE	ARMY	17	2	2	17	3	3	17	3	17	3	17	3
	NAVY	2	0	1	0	0	1	0	0	0	0	0	0
	USAF	2	1	0	3	0	0	3	1	3	1	3	3
	TOTAL	21	3	3	20	3	4	20	4	20	4	20	4
PREVENTIVE MEDICINE	ARMY	74	8	8	74	8	8	74	8	74	8	74	8
	NAVY	45	4	5	43	5	6	43	7	43	6	43	7
	USAF	122	16	14	128	16	15	128	16	128	16	128	16
	TOTAL	241	28	27	245	29	29	245	31	245	30	245	31
PSYCHIATRY	ARMY	218	38	38	218	38	38	218	38	218	38	218	38
	NAVY	117	14	13	112	15	18	111	15	111	16	111	16
	USAF	138	25	15	147	23	21	150	25	150	25	150	25
	TOTAL	473	77	66	477	76	77	479	77	479	79	479	79
RADIOLOGY	ARMY	174	35	35	174	35	35	174	35	174	35	174	35
	NAVY	106	25	23	111	20	18	112	22	112	20	112	22
	USAF	121	31	23	165	37	25	165	34	165	25	165	34
	TOTAL	401	91	81	450	92	78	451	91	451	80	451	91

Prepared by: Washington Headquarters Services
Directorate for Information Operations and Reports

**FORMAT 18: PHYSICIAN GAINS, LOSSES, AND AUTHORIZATIONS, BY SPECIALTY
FISCAL YEAR 1987**

MEDICAL SPECIALTY	SERVICE	CURRENT FY				FY + 1				FY + 2				FY + 3			
		BEGIN STREN	TOTAL GAIN	TOTAL LOSS	BUDGT AUTH.	BEGIN STREN	TOTAL GAIN	TOTAL LOSS	BUDGT AUTH.	BEGIN STREN	TOTAL GAIN	TOTAL LOSS	BUDGT AUTH.	BEGIN STREN	TOTAL GAIN	TOTAL LOSS	BUDGT AUTH.
SURGERY	ARMY	30	10	15	27	25	6	4	27	27	19	9	37	37	9	8	38
	NAVY	9	2	1	16	10	7	4	18	13	8	4	18	17	6	4	19
	USAF	10	1	0	14	11	3	0	17	14	3	1	18	16	3	3	20
	TOTAL	49	13	16	57	46	16	8	62	54	30	14	73	70	18	15	77
COLON/RECTAL	ARMY	0	0	0	0	0	0	0	0	0	0	0	0	0	0	0	0
	NAVY	2	0	0	2	2	2	0	3	4	0	0	4	4	1	1	6
	USAF	5	1	1	8	5	1	0	8	6	1	1	9	6	1	1	11
	TOTAL	7	1	1	10	7	3	0	11	10	1	1	13	10	2	2	17
GENERAL	ARMY	163	27	33	190	157	46	13	190	190	27	9	208	208	41	20	229
	NAVY	108	25	34	159	99	51	20	157	130	48	31	165	147	43	33	194
	USAF	198	46	47	251	197	48	45	226	200	54	43	233	211	52	45	241
	TOTAL	469	98	114	600	453	145	78	573	520	129	83	606	566	136	98	664
NEUROLOGICAL	ARMY	30	8	15	23	23	4	4	23	23	16	4	35	35	16	16	35
	NAVY	8	5	2	15	11	7	1	15	17	4	2	17	19	5	4	19
	USAF	13	3	1	11	15	5	3	12	17	3	5	13	15	1	2	13
	TOTAL	51	16	18	49	49	16	8	50	57	23	11	65	69	22	22	67

Prepared by: Washington Headquarters Services
Directorate for Information
Operations and Reports

**FORMAT 18: PHYSICIAN GAINS, LOSSES, AND AUTHORIZATIONS, BY SPECIALTY
FISCAL YEAR 1987**

MEDICAL SPECIALTY	SERVICE	FY + 4				FY + 5				FY + 6			
		BEGIN STREN.	TOTAL GAIN	TOTAL LOSS	BUDGT. AUTH.	BEGIN STREN.	TOTAL GAIN	TOTAL LOSS	BUDGT. AUTH.	BEGIN STREN.	TOTAL GAIN	TOTAL LOSS	BUDGT. AUTH.
SURGERY	ARMY	38	6	6	38	38	5	5	38	38	5	5	38
	NAVY	19	5	5	19	19	4	4	19	19	3	3	19
	USAF	16	3	1	28	18	4	3	28	19	3	3	28
	TOTAL	73	14	12	85	75	13	12	85	76	11	11	85
COLON/RECTAL	ARMY	0	0	0	0	0	0	0	0	0	0	0	0
	NAVY	4	2	0	7	6	1	0	7	7	0	0	7
	USAF	6	1	0	17	7	1	0	17	8	1	1	17
	TOTAL	10	3	0	24	13	2	0	24	15	1	1	24
GENERAL	ARMY	229	51	40	240	240	46	28	258	258	46	67	254
	NAVY	157	45	30	198	172	46	31	198	187	44	33	198
	USAF	218	50	49	247	219	53	47	247	225	56	51	247
	TOTAL	604	146	119	685	631	145	106	703	670	146	151	699
NEUROLOGICAL	ARMY	35	6	6	35	35	7	7	35	35	7	7	35
	NAVY	20	4	5	18	19	3	4	18	18	4	4	18
	USAF	14	3	4	13	13	2	3	13	12	7	6	13
	TOTAL	69	13	15	66	67	12	14	66	65	18	17	66

Prepared by Washington Headquarters Services
Directorate for Information Operations and Reports

**FORMAT 18: PHYSICIAN GAINS, LOSSES, AND AUTHORIZATIONS, BY SPECIALTY
FISCAL YEAR 1987**

MEDICAL SPECIALTY	SERVICE	CURRENT FY			FY + 1			FY + 2			FY + 3		
		BEGIN STREN	TOTAL GAIN	TOTAL LOSS	BUDGT. AUTH.	BEGIN STREN	TOTAL GAIN	TOTAL LOSS	BUDGT. AUTH.	BEGIN STREN	TOTAL GAIN	TOTAL LOSS	BUDGT. AUTH.
ONCOLOGY	ARMY	0	0	0	0	0	0	0	0	0	0	0	0
	NAVY	0	0	0	0	0	0	1	0	0	0	0	3
	USAF	0	0	0	0	0	0	0	0	0	0	0	0
	TOTAL	0	0	0	0	0	0	1	0	0	0	0	3
PEDIATRIC	ARMY	0	0	0	0	0	0	0	0	0	0	0	0
	NAVY	1	2	0	3	0	0	1	2	2	0	0	2
	USAF	0	2	0	2	0	0	0	5	2	1	0	5
	TOTAL	1	4	0	7	5	0	1	7	4	1	0	7
PERIPHERAL VASCULAR	ARMY	9	2	1	12	10	6	4	12	12	2	1	13
	NAVY	5	2	1	3	6	2	1	4	7	2	1	5
	USAF	5	2	0	7	7	1	1	7	7	1	2	7
	TOTAL	19	6	2	22	23	9	6	23	26	5	4	25
PLASTIC	ARMY	23	5	7	21	21	4	4	21	21	2	2	21
	NAVY	7	8	2	7	13	1	4	8	10	2	1	8
	USAF	10	2	2	10	10	0	3	10	7	2	2	10
	TOTAL	40	15	11	38	44	5	11	39	38	6	5	39

Prepared by: Washington Headquarters Services
Directorate for Information Operations and Reports

**FORMAT 18: PHYSICIAN GAINS, LOSSES, AND AUTHORIZATIONS, BY SPECIALTY
FISCAL YEAR 1987**

MEDICAL SPECIALTY	SERVICE	FY + 4				FY + 5				FY + 6			
		BEGIN STREN.	TOTAL GAIN	TOTAL LOSS	BUDGT. AUTH.	BEGIN STREN.	TOTAL GAIN	TOTAL LOSS	BUDGT. AUTH.	BEGIN STREN.	TOTAL GAIN	TOTAL LOSS	BUDGT. AUTH.
ONCOLOGY	ARMY	0	0	0	0	0	0	0	0	0	0	0	0
	NAVY	1	2	0	4	3	1	0	4	4	0	0	4
	USAF	0	0	0	0	0	0	0	0	0	0	0	0
	TOTAL	1	2	0	4	3	1	0	4	4	0	0	4
PEDIATRIC	ARMY	0	0	0	0	0	0	0	0	0	0	0	0
	NAVY	2	1	0	2	3	0	1	2	2	0	0	2
	USAF	3	2	0	5	5	1	1	5	5	0	0	5
	TOTAL	5	3	0	7	8	1	2	7	7	0	0	7
PERIPHERAL VASCULAR	ARMY	15	5	5	15	15	3	1	17	17	3	5	15
	NAVY	6	2	1	7	7	1	1	7	7	1	1	7
	USAF	7	2	0	9	9	1	1	9	9	1	1	9
	TOTAL	28	9	6	31	31	5	3	33	33	5	7	31
PLASTIC	ARMY	21	2	2	21	21	2	2	21	21	2	2	21
	NAVY	12	2	3	8	11	1	3	8	9	1	2	8
	USAF	7	3	2	14	8	2	1	14	9	2	0	14
	TOTAL	40	7	7	43	40	5	6	43	39	5	4	43

Prepared by: Washington Headquarters Services
Directorate for Information Operations and Reports

**FORMAT 18: PHYSICIAN GAINS, LOSSES, AND AUTHORIZATIONS, BY SPECIALTY
FISCAL YEAR 1987**

MEDICAL SPECIALTY	SERVICE	CURRENT FY			FY + 1			FY + 2			FY + 3						
		BEGIN STREN.	TOTAL GAIN	TOTAL LOSS	BUDGT. AUTH.	BEGIN STREN.	TOTAL GAIN	TOTAL LOSS	BUDGT. AUTH.	BEGIN STREN.	TOTAL GAIN	TOTAL LOSS	BUDGT. AUTH.				
		ARMY	0	0	0	0	0	0	0	0	0	0	0	0	0		
NAVY	102	100	102	116	100	59	60	115	99	80	65	120	114	66	58	123	
USAF	0	0	0	0	0	0	0	0	0	0	0	0	0	0	0	0	
TOTAL	102	100	102	116	100	59	60	115	99	80	65	120	114	66	58	123	
UROLOGY	ARMY	63	5	6	64	62	7	1	68	68	20	24	64	64	7	64	
NAVY	39	6	9	39	36	9	11	39	34	8	6	39	36	8	6	41	
USAF	50	9	11	52	48	6	12	52	42	6	7	54	41	6	9	54	
TOTAL	152	20	26	155	146	22	24	159	144	34	37	157	141	21	22	159	
GRAND TOTALS	ARMY	5349	1690	1750	5387	5289	2044	1897	5436	5436	1420	1368	5488	5488	1513	1466	5535
NAVY	3945	1617	1664	4110	3898	1498	1376	4219	4020	1536	1436	4272	4120	1532	1387	4341	
USAF	3973	1201	1170	4019	4004	1195	1147	4052	4052	1314	1250	4116	4116	1254	1217	4153	
TOTAL	13267	4508	4584	13516	13191	4737	4420	13707	13508	4270	4054	13876	3724	4299	4070	4029	

Prepared by: Washington Headquarters Services
Directorate for Information
Operations and Reports

**FORMAT 18: PHYSICIAN GAINS, LOSSES, AND AUTHORIZATIONS, BY SPECIALTY
FISCAL YEAR 1987**

MEDICAL SPECIALTY	SERVICE	FY + 4				FY + 5				FY + 6			
		BEGIN STREN.	TOTAL GAIN	TOTAL LOSS	BUDGT. AUTH.	BEGIN STREN.	TOTAL GAIN	TOTAL LOSS	BUDGT. AUTH.	BEGIN STREN.	TOTAL GAIN	TOTAL LOSS	BUDGT. AUTH.
UNDERSEA MEDICINE	ARMY	0	0	0	0	0	0	0	0	0	0	0	0
	NAVY	122	55	56	122	121	60	60	121	121	60	60	121
	USAF	0	0	0	0	0	0	0	0	0	0	0	0
	TOTAL	122	55	56	122	121	60	60	121	121	60	60	121
UROLOGY	ARMY	64	7	7	64	64	20	11	73	73	22	22	73
	NAVY	38	7	6	40	39	7	6	40	40	6	6	40
	USAF	38	8	7	54	39	8	8	54	39	8	6	54
	TOTAL	140	22	20	158	142	35	25	167	152	36	34	167
GRAND TOTALS	ARMY	5535	1443	1396	5582	5582	1530	1434	5678	5678	1574	1475	5672
	NAVY	4265	1546	1423	4420	4388	1548	1431	4505	4505	1460	1460	4505
	USAF	4153	1203	1144	4212	4212	1252	1251	4213	4213	1253	1253	4213
	TOTAL	13953	4192	3963	14214	14182	4330	4116	14396	14396	4287	4188	14390

Prepared by: Washington Headquarters Services
Directorate for Information
Operations and Reports

**FORMAT 19: PHYSICIAN DUTY SPECIALTIES BY YEARS OF SERVICE
FISCAL YEAR 1987**

SPECIALTY	TOTAL ACTIVE FEDERAL SERVICE BY YEAR OF SERVICE GROUPS															
	AT LEAST ----- LESS THAN	1	2	3	4	5	6	7	8	9	10	11	12	13	14	15
GME-1 (INTERNSHIP)	288	4	3	8	20	6	0	0	1	1	1	1	0	0	0	0
	229	0	2	3	13	1	4	1	3	0	2	0	0	0	0	0
	148	4	6	14	7	4	4	2	2	1	1	0	2	0	2	1
	665	8	11	25	40	11	8	3	6	2	4	1	2	0	2	1
OTHER GME	0	272	274	270	206	177	48	44	18	4	7	2	2	8	3	4
	3	26	61	150	135	119	89	50	42	31	31	19	7	8	12	3
	29	124	142	80	78	64	46	28	18	10	10	15	11	2	12	4
	32	422	477	500	419	360	183	122	70	45	48	36	20	18	27	11
ANESTHESIOLOGY	1	1	2	2	12	12	12	13	11	10	1	2	2	2	4	3
	9	7	8	4	9	17	9	8	7	6	5	0	6	1	2	3
	17	13	8	6	6	10	8	3	2	2	3	2	1	1	0	1
	27	21	18	12	27	39	29	24	20	18	9	4	9	4	6	7
AVIATION MEDICINE/AEROSPACE	1	4	9	10	9	19	20	19	19	12	1	2	1	0	1	0
	29	53	46	47	13	19	22	18	8	14	4	12	5	6	0	7
	16	43	79	44	32	24	18	23	8	8	20	17	19	17	17	12
	46	100	134	101	54	62	60	60	35	34	25	31	25	23	18	19

Prepared by: Washington Headquarters Services
Directorate for Information
Operations and Reports

**FORMAT 19: PHYSICIAN DUTY SPECIALTIES BY YEARS OF SERVICE
FISCAL YEAR 1987**

SPECIALTY	TOTAL ACTIVE FEDERAL SERVICE BY YEAR OF SERVICE GROUPS																														TOTAL
	AT LEAST ----- LESS THAN	16 17	17 18	18 19	19 20	20 21	21 22	22 23	23 24	24 25	25 26	26 27	27 28	28 29	29 30	30 +															
GME-1 (INTERNSHIP)	ARMY	0	0	0	0	0	0	0	0	0	0	0	0	0	0	0	0	0	0	0	0	0	0	0	0	0	0	0	0	333	
	NAVY	0	0	0	0	0	0	0	0	0	0	0	0	0	0	0	0	0	0	0	0	0	0	0	0	0	0	0	0	258	
	USAF	0	0	0	0	0	0	0	0	0	0	0	0	0	0	0	0	0	0	0	0	0	0	0	0	0	0	0	0	198	
	TOTAL	0	0	0	0	0	0	0	0	0	0	0	0	0	0	0	0	0	0	0	0	0	0	0	0	0	0	0	0	789	
OTHER GME	ARMY	0	0	0	0	0	0	0	0	0	0	0	0	0	0	0	0	0	0	0	0	0	0	0	0	0	0	0	0	1342	
	NAVY	4	3	3	2	0	0	0	0	2	0	0	0	0	0	0	0	0	0	0	0	0	0	0	0	0	0	0	0	800	
	USAF	6	4	2	4	1	0	0	0	0	0	0	0	0	0	0	0	0	0	0	0	0	0	0	0	0	0	0	0	690	
	TOTAL	10	7	5	9	1	0	0	0	2	0	0	0	0	0	0	0	0	0	0	0	0	0	0	0	0	0	0	0	2832	
ANESTHESIOLOGY	ARMY	0	0	1	0	0	0	0	0	0	0	0	0	0	0	0	0	0	0	0	0	0	0	0	0	0	0	0	0	91	
	NAVY	1	3	3	2	3	0	0	0	0	0	0	0	0	0	0	0	0	0	0	0	0	0	0	0	0	0	0	0	113	
	USAF	0	2	1	0	0	0	0	0	0	0	0	0	0	0	0	0	0	0	0	0	0	0	0	0	0	0	0	0	86	
	TOTAL	1	5	5	2	3	0	0	0	0	0	0	0	0	0	0	0	0	0	0	0	0	0	0	0	0	0	0	0	290	
AVIATION MEDICINE/AEROSPACE	ARMY	0	1	0	0	0	0	1	0	0	0	0	0	0	0	0	0	0	0	0	0	0	0	0	0	0	0	0	0	130	
	NAVY	4	4	3	2	1	2	0	2	1	0	0	0	2	1	0	0	0	0	0	0	0	0	0	2	1	0	0	1	326	
	USAF	8	7	16	13	7	5	3	4	4	2	4	2	4	2	0	0	0	0	0	0	0	0	0	2	0	0	1	473		
	TOTAL	12	12	19	15	8	7	4	6	5	3	4	4	4	1	0	0	0	0	0	0	0	0	0	4	1	0	2	0	929	

Prepared by: Washington Headquarters Services
Directorate for Information Operations and Reports

**FORMAT 19: PHYSICIAN DUTY SPECIALTIES BY YEARS OF SERVICE
FISCAL YEAR 1987**

SPECIALTY	TOTAL ACTIVE FEDERAL SERVICE BY YEAR OF SERVICE GROUPS																
	AT LEAST ----- LESS THAN	1	2	3	4	5	6	7	8	9	10	11	12	13	14	15	16
DERMATOLOGY	1	2	0	2	5	6	5	7	5	4	4	3	5	4	1	3	
	0	0	0	0	1	1	1	6	1	6	4	4	1	2	2	3	
	2	1	3	0	1	0	5	3	2	2	1	2	1	0	4	1	
	3	3	3	2	7	6	11	16	8	12	9	9	7	6	7	7	
EMERGENCY MEDICINE	1	2	8	12	12	6	6	7	6	2	1	1	0	2	3	1	
	2	1	2	2	3	5	4	1	1	0	1	0	1	0	1	1	
	4	3	3	9	1	3	3	2	1	1	1	1	0	0	0	1	
	7	6	13	23	16	14	13	10	8	3	3	2	1	2	4	3	
EXECUTIVE MEDICINE	2	1	1	1	3	2	4	2	2	5	6	6	9	11	3	10	
	0	0	0	0	0	0	0	2	0	0	1	1	5	1	1	4	
	0	0	0	0	0	0	0	0	0	0	2	0	0	1	2	1	
	2	1	1	1	3	2	4	4	2	5	9	7	14	13	6	15	
FAMILY PRACTICE	2	2	5	35	48	46	36	23	19	13	17	3	7	0	3	1	
	6	5	5	9	18	35	22	13	19	11	13	5	4	3	7	8	
	53	50	54	56	45	37	33	17	20	15	9	9	6	7	9	4	
	61	57	64	100	111	118	91	53	58	39	39	17	17	10	19	13	

Prepared by: Washington Headquarters Services
Directorate for Information Operations and Reports

**FORMAT 19: PHYSICIAN DUTY SPECIALTIES BY YEARS OF SERVICE
FISCAL YEAR 1987**

SPECIALTY	TOTAL ACTIVE FEDERAL SERVICE BY YEAR OF SERVICE GROUPS																TOTAL	
	AT LEAST LESS THAN	16	17	18	19	20	21	22	23	24	25	26	27	28	29	30		+
DERMATOLOGY	ARMY	2	3	5	2	2	1	0	0	0	1	0	0	1	0	0	0	74
	NAVY	2	1	0	2	1	0	0	0	0	0	0	0	0	1	0	0	39
	USAF	1	0	1	4	4	0	0	0	0	0	0	0	0	0	0	0	38
	TOTAL	5	4	6	8	7	1	0	0	0	1	0	0	1	1	0	0	151
EMERGENCY MEDICINE	ARMY	1	0	0	0	0	0	0	0	0	0	0	0	0	0	0	0	71
	NAVY	0	0	1	0	1	1	0	0	0	0	0	0	0	0	0	0	28
	USAF	1	0	0	1	1	0	0	0	0	0	0	0	0	0	0	0	36
	TOTAL	2	0	1	1	2	1	0	0	0	0	0	0	0	0	0	0	135
EXECUTIVE MEDICINE	ARMY	7	5	13	9	13	14	10	10	10	9	7	6	3	5	1	5	185
	NAVY	11	6	7	7	6	5	3	4	3	3	4	3	1	4	1	0	80
	USAF	4	1	2	3	3	3	4	2	6	0	1	0	4	2	0	3	44
	TOTAL	22	12	22	19	22	22	17	16	18	18	11	10	8	11	2	8	309
FAMILY PRACTICE	ARMY	2	0	2	0	2	0	0	2	0	0	0	0	0	0	0	0	268
	NAVY	10	3	5	2	0	1	0	0	1	0	0	0	0	0	0	0	205
	USAF	6	6	2	5	0	1	0	0	0	0	1	0	0	0	0	0	445
	TOTAL	18	9	9	7	2	2	0	2	1	1	1	0	0	0	0	0	918

Prepared by: Washington Headquarters Services
Directorate for Information
Operations and Reports

**FORMAT 19: PHYSICIAN DUTY SPECIALTIES BY YEARS OF SERVICE
FISCAL YEAR 1987**

SPECIALTY	TOTAL ACTIVE FEDERAL SERVICE BY YEAR OF SERVICE GROUPS																
	AT LEAST ----- LESS THAN	1	2	3	4	5	6	7	8	9	10	11	12	13	14	15	16
		1	2	3	4	5	6	7	8	9	10	11	12	13	14	15	16
GENERAL MEDICINE	ARMY	115	155	168	39	40	27	25	20	14	12	5	5	7	0	3	5
	NAVY	48	139	155	89	45	41	33	13	21	21	18	15	12	14	6	4
	USAF	19	57	53	18	13	13	4	2	6	8	8	5	8	3	2	4
	TOTAL	182	351	376	146	98	81	62	35	41	41	31	25	27	17	11	13
INTERNAL MEDICINE ALLERGY/IMMUNOLOGY	ARMY	0	0	0	1	1	4	3	4	0	4	3	1	3	2	1	1
	NAVY	0	0	0	0	0	0	0	0	0	0	0	0	0	0	0	0
	USAF	1	0	0	0	0	1	3	2	0	0	1	1	1	2	4	0
	TOTAL	1	0	0	1	1	5	6	6	0	4	4	2	4	4	5	1
CARDIOLOGY/CARDIOVASCULAR	ARMY	0	0	0	1	5	6	8	9	5	5	3	2	3	1	2	1
	NAVY	1	1	0	0	1	1	1	2	7	4	1	2	1	0	0	1
	USAF	0	3	1	2	0	4	4	2	3	2	3	1	1	1	1	1
	TOTAL	1	4	1	3	6	11	13	13	15	11	7	5	5	2	3	3
ENDOCRINOLOGY/METABOLISM	ARMY	0	0	0	1	0	2	3	4	4	2	0	1	2	1	3	2
	NAVY	0	0	0	1	0	1	0	0	1	2	0	0	0	1	0	0
	USAF	0	0	0	0	0	0	3	2	1	0	1	0	0	0	0	0
	TOTAL	0	0	0	2	0	3	6	6	6	4	1	1	2	2	3	2

Prepared by: Washington Headquarters Services
Directorate for Information
Operations and Reports

**FORMAT 19: PHYSICIAN DUTY SPECIALTIES BY YEARS OF SERVICE
FISCAL YEAR 1987**

SPECIALTY	TOTAL ACTIVE FEDERAL SERVICE BY YEAR OF SERVICE GROUPS																				TOTAL
	AT LEAST ----- LESS THAN	16	17	18	19	20	21	22	23	24	25	26	27	28	29	30	+				
GENERAL MEDICINE	ARMY	1	2	2	2	1	1	1	2	0	0	0	0	0	0	0	0	652			
	NAVY	2	4	3	2	1	1	1	0	1	1	0	0	0	0	0	0	690			
	USAF	0	1	2	3	1	0	0	0	0	1	0	0	0	0	0	0	231			
	TOTAL	3	7	7	7	3	2	2	2	1	2	0	0	0	0	0	0	1573			
INTERNAL MEDICINE ALLERGY/IMMUNOLOGY	ARMY	0	1	1	0	0	1	0	0	0	0	0	0	0	0	0	0	31			
	NAVY	0	0	0	0	0	0	0	0	0	0	0	0	0	0	0	0	0			
	USAF	1	0	3	3	0	0	0	0	0	0	0	0	0	0	0	0	23			
	TOTAL	1	1	4	3	0	1	0	0	0	0	0	0	0	0	0	0	54			
CARDIOLOGY/CARDIOVASCULAR	ARMY	2	0	1	2	1	0	1	0	0	0	0	0	1	0	1	0	60			
	NAVY	1	1	2	0	0	0	0	0	0	0	0	0	0	0	0	1	28			
	USAF	1	0	1	1	0	0	0	0	0	0	0	0	0	0	0	0	32			
	TOTAL	4	1	4	3	1	0	1	0	0	0	0	0	1	0	1	1	120			
ENDOCRINOLOGY/METABOLISM	ARMY	1	0	0	1	0	0	0	0	0	0	0	0	0	0	0	0	27			
	NAVY	3	0	0	0	0	0	0	0	0	0	0	0	0	0	0	0	9			
	USAF	0	2	0	0	0	0	0	0	0	0	0	0	0	0	0	0	9			
	TOTAL	4	2	0	1	0	0	0	0	0	0	0	0	0	0	0	0	45			

Prepared by: Washington Headquarters Services
Directorate for Information
Operations and Reports

**FORMAT 19: PHYSICIAN DUTY SPECIALTIES BY YEARS OF SERVICE
FISCAL YEAR 1987**

SPECIALTY	TOTAL ACTIVE FEDERAL SERVICE BY YEAR OF SERVICE GROUPS															
	AT LEAST ----- LESS THAN	1	2	3	4	5	6	7	8	9	10	11	12	13	14	15
GASTROENTEROLOGY	1	0	0	1	2	7	5	6	7	1	2	1	2	2	1	3
	ARMY															
	NAVY	0	0	0	1	0	1	1	4	2	1	2	1	1	0	1
	USAF	2	1	2	3	0	2	2	1	1	1	0	1	1	1	0
TOTAL	3	1	2	4	3	7	8	9	12	4	4	3	4	4	2	4
GENERAL INTERNIST	2	3	4	41	40	37	30	20	20	6	3	3	0	1	3	2
	ARMY															
	NAVY	20	6	8	12	11	16	12	5	7	9	2	5	4	3	9
	USAF	22	44	23	30	24	20	12	4	6	7	3	5	3	1	2
TOTAL	44	53	35	83	75	73	54	29	31	20	19	8	10	8	7	13
HEMATOLOGY/ONCOLOGY	0	0	0	0	2	4	4	4	6	9	3	0	4	0	1	1
	ARMY															
	NAVY	1	0	0	1	0	0	4	2	0	2	0	0	1	1	0
	USAF	1	0	0	1	2	2	1	4	1	0	3	1	1	2	1
TOTAL	2	0	0	1	5	6	5	12	9	8	1	5	2	4	2	
INFECTIOUS DISEASE	1	1	1	2	1	1	7	3	4	2	3	5	2	0	1	1
	ARMY															
	NAVY	0	0	1	0	1	1	1	5	0	0	0	0	0	0	0
	USAF	0	0	0	0	0	1	3	1	0	0	1	0	0	0	2
TOTAL	1	1	2	2	2	3	11	4	9	2	3	6	2	0	1	3

Prepared by: Washington Headquarters Services
Directorate for Information
Operations and Reports

**FORMAT 19: PHYSICIAN DUTY SPECIALTIES BY YEARS OF SERVICE
FISCAL YEAR 1987**

SPECIALTY	TOTAL ACTIVE FEDERAL SERVICE BY YEAR OF SERVICE GROUPS																				TOTAL
	AT LEAST ----- LESS THAN	16	17	18	19	20	21	22	23	24	25	26	27	28	29	30	30	+			
GASTROENTEROLOGY	ARMY	1	0	0	0	0	1	0	0	0	0	0	0	0	0	0	0	0	0	43	
	NAVY	0	0	0	0	0	0	0	0	0	0	0	0	0	0	0	0	0	0	15	
	USAF	2	1	0	0	1	0	0	0	0	0	0	0	0	0	0	0	0	0	22	
	TOTAL	3	1	0	0	1	1	0	0	0	0	0	0	0	0	0	0	0	0	80	
GENERAL INTERNIST	ARMY	4	7	5	6	2	0	0	2	0	0	0	1	0	1	0	0	0	0	243	
	NAVY	3	3	0	2	0	0	0	0	0	1	2	0	0	1	2	0	0	0	149	
	USAF	2	2	4	2	1	1	0	0	1	0	0	0	0	0	0	0	0	0	227	
	TOTAL	9	12	9	10	3	1	0	2	1	1	3	0	0	2	2	0	0	0	619	
HEMATOLOGY/ONCOLOGY	ARMY	0	1	0	0	0	0	0	0	0	0	0	0	0	0	0	0	0	0	39	
	NAVY	1	2	1	1	0	0	0	0	0	0	0	0	0	0	0	0	0	0	17	
	USAF	0	1	0	0	0	0	0	0	0	0	0	0	0	0	0	0	0	0	22	
	TOTAL	1	4	1	1	0	0	0	0	0	0	0	0	0	0	0	0	0	0	78	
INFECTIOUS DISEASE	ARMY	0	1	0	0	0	0	0	0	0	0	0	0	0	0	0	0	0	0	36	
	NAVY	2	0	0	0	0	1	1	0	0	0	0	0	0	0	0	0	0	0	13	
	USAF	0	0	0	1	0	0	0	0	0	0	0	0	0	0	0	0	0	0	9	
	TOTAL	2	1	0	1	0	1	1	0	0	0	0	0	0	0	0	0	0	0	58	

Prepared by: Washington Headquarters Services
Directorate for Information
Operations and Reports

**FORMAT 19: PHYSICIAN DUTY SPECIALTIES BY YEARS OF SERVICE
FISCAL YEAR 1987**

SPECIALTY	TOTAL ACTIVE FEDERAL SERVICE BY YEAR OF SERVICE GROUPS																
	AT LEAST ----- LESS THAN	1	2	3	4	5	6	7	8	9	10	11	12	13	14	15	16
NEPHROLOGY	ARMY	0	4	0	0	3	3	7	2	2	0	0	0	0	1	0	1
	NAVY	0	0	2	0	0	1	2	1	0	1	1	1	1	2	0	0
	USAF	1	1	0	0	1	1	1	2	1	0	0	0	0	0	1	0
	TOTAL	1	4	2	0	4	5	10	5	3	1	1	1	1	3	1	1
PULMONARY	ARMY	0	0	1	1	2	8	7	5	5	0	0	0	0	2	1	1
	NAVY	0	1	0	0	1	2	2	1	2	0	1	0	0	2	0	0
	USAF	1	1	0	1	2	4	2	0	2	0	0	0	0	0	2	0
	TOTAL	1	2	0	2	5	14	11	6	9	0	1	0	0	4	3	1
RHEUMATOLOGY	ARMY	0	0	1	1	1	1	1	4	0	1	0	0	2	1	1	0
	NAVY	0	0	0	0	2	0	0	1	0	0	0	0	0	0	0	0
	USAF	0	0	0	1	0	2	2	2	0	0	0	0	1	1	2	0
	TOTAL	0	0	1	2	3	3	3	7	0	1	0	0	3	2	3	0
TROPICAL	ARMY	0	0	0	0	0	0	0	0	0	0	0	0	0	0	0	0
	NAVY	0	0	0	0	0	0	0	0	0	0	0	0	0	0	0	0
	USAF	0	0	0	0	0	0	0	0	0	0	0	0	0	0	0	0
	TOTAL	0	0	0	0	0	0	0	0	0	0	0	0	0	0	0	0

Prepared by: Washington Headquarters Services
Directorate for Information
Operations and Reports

**FORMAT 19: PHYSICIAN DUTY SPECIALTIES BY YEARS OF SERVICE
FISCAL YEAR 1987**

SPECIALTY	TOTAL ACTIVE FEDERAL SERVICE BY YEAR OF SERVICE GROUPS																TOTAL	
	AT LEAST 17	16	17	18	19	20	21	22	23	24	25	26	27	28	29	30		30 +
NEPHROLOGY	0	1	0	0	0	0	0	0	0	0	0	0	0	0	0	0	0	25
	0	0	0	0	0	0	0	0	0	0	0	0	0	0	0	0	0	11
	1	0	0	0	0	0	0	0	0	0	0	0	0	0	0	0	0	10
	1	1	0	0	0	0	0	0	0	0	0	1	0	0	0	0	0	46
PULMONARY	2	1	1	0	0	0	0	0	0	0	0	0	0	0	0	0	0	37
	1	0	1	1	0	0	0	0	0	0	0	0	0	0	0	0	0	15
	0	0	3	0	0	0	0	0	0	0	0	0	0	0	0	0	0	18
	3	1	5	1	0	0	0	0	0	0	0	0	0	0	0	0	0	70
RHEUMATOLOGY	0	0	1	0	0	0	0	0	0	0	0	0	0	0	0	0	0	15
	2	0	0	0	0	0	0	0	0	0	0	0	0	0	0	0	0	5
	0	1	0	0	1	0	0	0	0	0	0	0	0	0	0	0	0	13
	2	1	1	0	1	1	0	0	0	0	0	0	0	0	0	0	0	33
TROPICAL	0	0	0	0	0	0	0	0	0	0	0	0	0	0	0	0	0	0
	0	0	0	0	0	0	0	0	0	0	0	0	0	0	0	0	0	1
	0	0	0	0	0	0	0	0	0	0	0	0	0	0	0	0	0	0
	0	0	0	0	0	0	0	0	0	0	0	0	0	0	0	0	0	1

Prepared by: Washington Headquarters Services
Directorate for Information
Operations and Reports

**FORMAT 19: PHYSICIAN DUTY SPECIALTIES BY YEARS OF SERVICE
FISCAL YEAR 1987**

SPECIALTY	TOTAL ACTIVE FEDERAL SERVICE BY YEAR OF SERVICE GROUPS																
	AT LEAST 1 LESS THAN	1	2	3	4	5	6	7	8	9	10	11	12	13	14	15	16
NEUROLOGY	-	0	1	3	0	2	4	6	4	3	5	3	4	3	4	1	1
	1	3	1	1	1	1	3	2	2	0	0	1	2	2	0	0	1
	3	4	3	0	1	1	2	4	1	2	2	0	0	0	0	0	3
	6	6	7	1	4	6	11	10	6	7	7	3	7	5	4	1	5
NUCLEAR MEDICINE	0	0	2	1	3	7	2	4	4	1	1	1	0	3	2	1	0
	1	0	0	0	0	0	0	1	2	1	0	0	0	0	0	1	1
	0	1	0	1	0	0	0	1	0	0	0	0	1	0	0	0	0
	1	1	2	2	3	7	2	6	6	2	1	1	3	2	2	2	1
OBSTETRICS/GYNECOLOGY	0	2	2	3	28	26	22	19	13	12	8	2	5	3	4	6	6
	4	5	5	5	11	14	9	7	6	5	4	5	2	2	0	4	4
	21	19	23	13	11	13	13	8	6	4	2	5	2	6	7	6	6
	25	26	30	21	50	53	44	34	25	21	14	12	9	11	11	16	16
OPHTHALMOLOGY	2	1	0	4	7	6	6	5	3	3	3	2	3	6	2	4	4
	3	0	1	0	0	0	4	10	4	2	2	4	3	1	0	4	4
	7	4	1	2	4	1	2	2	3	0	1	2	1	1	2	2	2
	12	5	2	6	11	7	12	17	10	5	6	8	7	8	4	10	10

Prepared by Washington Headquarters Services
Directorate for Information
Operations and Reports

**FORMAT 19: PHYSICIAN DUTY SPECIALTIES BY YEARS OF SERVICE
FISCAL YEAR 1987**

SPECIALTY	TOTAL ACTIVE FEDERAL SERVICE BY YEAR OF SERVICE GROUPS														TOTAL				
	AT LEAST LESS THAN		16	17	18	19	20	21	22	23	24	25	26	27		28	29	30	+
	17	18	19	20	21	22	23	24	25	26	27	28	29	30		+	+	+	+
NEUROLOGY	ARMY	2	0	1	2	0	1	0	0	0	0	0	0	1	1	0	0	0	
	NAVY	2	1	1	0	0	0	0	0	0	0	0	0	0	1	0	0	0	
	USAF	1	0	2	0	0	0	0	0	0	0	0	0	0	0	0	0	0	
	TOTAL	5	1	4	2	0	1	0	0	0	0	1	2	0	2	0	0	0	
NUCLEAR MEDICINE	ARMY	1	1	0	1	0	0	0	0	1	1	0	0	0	0	0	0	0	
	NAVY	0	0	1	0	0	0	0	2	1	0	0	0	0	0	0	0	0	
	USAF	0	1	0	0	0	0	0	0	0	0	0	0	0	0	0	0	0	
	TOTAL	1	2	1	1	0	0	2	2	2	1	0	0	0	0	0	0	0	
OBSTETRICS/GYNECOLOGY	ARMY	6	8	4	7	1	0	1	1	1	0	0	1	1	1	0	0	0	
	NAVY	0	5	3	4	2	1	0	0	2	0	1	0	0	0	1	0	0	
	USAF	2	4	6	5	2	2	0	0	1	0	0	0	0	0	0	0	0	
	TOTAL	8	17	13	16	5	3	1	1	3	0	2	1	1	1	1	0	0	
OPHTHALMOLOGY	ARMY	4	3	2	2	0	0	1	0	1	0	1	0	0	0	1	0	0	
	NAVY	4	0	3	3	3	0	0	0	0	0	0	0	0	0	0	1	0	
	USAF	1	2	0	2	0	0	0	0	0	0	0	0	0	0	0	0	0	
	TOTAL	9	5	5	7	3	0	1	0	1	0	1	0	0	0	1	1	0	

Prepared by: Washington Headquarters Services
Directorate for Information
Operations and Reports

**FORMAT 19: PHYSICIAN DUTY SPECIALTIES BY YEARS OF SERVICE
FISCAL YEAR 1987**

SPECIALTY	TOTAL ACTIVE FEDERAL SERVICE BY YEAR OF SERVICE GROUPS															
	AT LEAST ----- LESS THAN	1	2	3	4	5	6	7	8	9	10	11	12	13	14	15
ORTHOPEDIC SURGERY	2	4	4	11	15	15	5	6	4	4	4	3	4	4	3	3
	8	9	7	6	2	0	8	12	10	2	4	3	3	3	0	1
	12	14	17	6	2	5	7	2	4	8	7	1	1	0	3	3
	22	25	28	16	13	17	28	24	18	10	16	13	8	7	6	7
OTORRHINOLARYNGOLOGY	0	0	2	6	9	8	5	3	2	2	0	1	0	4	1	3
	0	1	0	2	5	5	4	5	3	2	1	1	0	1	4	1
	2	5	4	3	2	2	4	2	2	1	1	1	2	0	3	0
	2	5	7	5	10	17	15	13	10	7	3	3	2	5	8	4
PATHOLOGY	1	2	1	14	24	23	12	24	16	7	4	3	4	7	5	4
	4	2	3	2	6	4	4	7	2	8	5	5	3	1	4	1
	3	5	8	5	2	2	5	6	7	5	4	3	2	6	1	1
	8	9	12	21	32	29	21	37	25	20	13	11	9	14	10	6
PEDIATRICS	2	3	6	16	20	20	24	24	23	22	20	16	9	5	6	4
	13	5	3	13	19	10	8	17	11	8	6	10	10	7	7	9
	25	17	10	25	26	19	12	14	10	18	20	19	8	7	5	4
	40	25	19	54	65	49	44	55	44	48	46	45	27	19	18	17

Prepared by: Washington Headquarters Services
Directorate for Information
Operations and Reports

**FORMAT 19: PHYSICIAN DUTY SPECIALTIES BY YEARS OF SERVICE
FISCAL YEAR 1987**

SPECIALTY	TOTAL ACTIVE FEDERAL SERVICE BY YEAR OF SERVICE GROUPS																														TOTAL
	AT LEAST ----- LESS THAN	16 17	17 18	18 19	19 20	20 21	21 22	22 23	23 24	24 25	25 26	26 27	27 28	28 29	29 30	30 +															
ORTHOPEDIC SURGERY	ARMY	5	6	3	5	5	4	3	4	1	1	0	0	0	0	0	0	126													
	NAVY	3	3	6	1	1	2	0	1	0	0	0	0	0	0	0	2	97													
	USAF	3	4	3	1	0	1	0	1	0	0	0	0	0	0	0	0	104													
	TOTAL	11	13	12	7	6	7	3	6	1	1	0	0	0	0	2	2	327													
OTORHINOLARYNGOLOGY	ARMY	3	2	1	2	0	0	1	0	0	0	0	0	0	0	0	0	55													
	NAVY	4	2	2	2	1	0	1	0	0	0	0	0	0	0	0	0	46													
	USAF	1	2	0	2	0	1	0	0	0	0	0	0	0	0	0	0	42													
	TOTAL	8	6	3	6	1	1	2	0	0	0	0	0	0	0	0	0	143													
PATHOLOGY	ARMY	2	2	2	2	0	0	1	2	0	0	0	0	0	0	0	0	162													
	NAVY	4	2	1	2	1	1	0	3	1	0	0	0	1	0	0	0	77													
	USAF	1	1	2	1	3	1	0	0	0	1	1	0	1	0	0	0	77													
	TOTAL	7	5	5	5	4	2	1	5	1	1	1	0	2	0	0	0	316													
PEDIATRICS	ARMY	7	6	2	1	3	3	2	0	1	0	0	1	0	0	0	0	246													
	NAVY	6	6	5	4	3	3	3	0	0	1	0	0	0	0	0	0	187													
	USAF	4	4	3	5	2	0	1	0	0	0	0	0	0	0	0	0	258													
	TOTAL	17	16	10	10	8	6	6	0	1	1	0	1	0	0	0	0	691													

Prepared by: Washington Headquarters Services
Directorate for Information
Operations and Reports

**FORMAT 19: PHYSICIAN DUTY SPECIALTIES BY YEARS OF SERVICE
FISCAL YEAR 1987**

SPECIALTY	TOTAL ACTIVE FEDERAL SERVICE BY YEAR OF SERVICE GROUPS																
	AT LEAST ----- LESS THAN	1	2	3	4	5	6	7	8	9	10	11	12	13	14	15	16
PHYSICAL MEDICINE	-	0	1	0	1	3	2	3	2	1	1	0	0	0	0	0	0
	1	0	1	0	1	3	2	3	2	1	1	0	0	0	0	1	0
	1	0	1	0	0	0	0	0	0	0	0	0	0	0	0	0	1
	USAF	0	1	0	0	0	0	0	0	0	0	0	0	0	0	0	0
TOTAL	2	1	2	0	1	3	2	3	2	1	1	0	0	0	0	1	1
PREVENTIVE MEDICINE	0	0	0	0	2	0	2	1	0	2	0	0	0	0	0	0	0
	1	0	0	0	1	1	5	0	3	4	4	1	4	0	0	0	1
	USAF	3	3	6	1	3	6	6	7	10	7	10	6	7	7	7	7
	TOTAL	4	3	6	1	6	6	13	7	10	16	11	11	10	7	7	8
PSYCHIATRY	0	3	3	6	12	9	10	10	9	7	8	12	6	10	8	9	9
	4	0	0	2	2	7	8	3	7	6	6	7	5	6	4	4	4
	USAF	3	4	4	5	9	6	4	2	5	6	12	5	3	1	2	2
	TOTAL	7	7	7	13	23	24	17	18	18	20	31	16	19	13	15	15
RADIOLOGY	2	3	4	3	24	20	20	17	14	8	4	1	4	5	6	4	4
	4	3	6	7	4	1	6	10	5	2	10	3	2	3	1	4	4
	USAF	6	7	18	9	2	7	10	6	5	6	4	3	5	1	1	1
	TOTAL	12	13	28	19	30	28	36	24	18	20	8	9	13	8	9	9

Prepared by: Washington Headquarters Services
Directorate for Information
Operations and Reports

**FORMAT 19: PHYSICIAN DUTY SPECIALTIES BY YEARS OF SERVICE
FISCAL YEAR 1987**

SPECIALTY	TOTAL ACTIVE FEDERAL SERVICE BY YEAR OF SERVICE GROUPS														TOTAL		
	16 AT LEAST ----- 17 LESS THAN	17	18	19	20	21	22	23	24	25	26	27	28	29		30	+
PHYSICAL MEDICINE	ARMY	0	0	0	1	0	0	0	0	0	0	0	0	0	0	0	18
	NAVY	0	0	0	0	0	0	0	0	0	0	0	0	0	0	0	3
	USAF	0	0	0	0	0	0	0	0	0	0	0	0	0	0	0	1
	TOTAL	0	0	0	1	0	0	0	0	0	0	0	0	0	0	0	22
PREVENTIVE MEDICINE	ARMY	0	0	2	1	0	0	0	0	0	0	0	0	0	0	0	10
	NAVY	0	3	0	1	1	0	0	0	0	0	0	0	0	0	0	32
	USAF	10	5	3	3	4	2	3	1	1	0	0	1	0	0	1	128
	TOTAL	10	8	5	5	5	3	3	1	2	0	0	1	0	0	1	170
PSYCHIATRY	ARMY	8	10	11	5	3	2	3	2	3	1	0	1	0	1	2	174
	NAVY	3	4	4	5	2	1	0	0	0	0	0	0	0	0	0	90
	USAF	3	1	4	3	5	0	0	1	0	0	0	1	0	0	0	102
	TOTAL	14	15	19	13	10	3	3	3	3	1	0	2	0	1	2	366
RADIOLOGY	ARMY	4	5	2	1	2	0	0	0	0	0	0	0	0	0	0	153
	NAVY	4	3	3	5	0	2	0	1	0	0	0	0	0	0	1	90
	USAF	3	2	4	5	1	1	0	0	1	0	0	0	1	0	0	116
	TOTAL	11	10	9	11	3	3	0	1	1	0	0	0	1	0	1	359

Prepared by: Washington Headquarters Services
Directorate for Information
Operations and Reports

**FORMAT 19: PHYSICIAN DUTY SPECIALTIES BY YEARS OF SERVICE
FISCAL YEAR 1987**

SPECIALTY	TOTAL ACTIVE FEDERAL SERVICE BY YEAR OF SERVICE GROUPS																
	AT LEAST 1 LESS THAN	1	2	3	4	5	6	7	8	9	10	11	12	13	14	15	16
SURGERY																	
CARDIAC/THORACIC																	
	0	0	0	0	0	0	0	2	1	1	0	0	0	3	0	3	
ARMY	0	0	0	0	0	0	0	0	0	0	0	0	0	0	0	0	
NAVY	0	0	0	1	1	0	1	0	0	1	2	1	0	0	0	0	
USAF	0	2	0	0	0	0	1	1	3	0	0	0	0	0	0	1	
TOTAL	0	2	0	1	1	0	1	3	4	2	2	1	0	3	1	4	
COLON/RECTAL																	
	0	0	0	0	0	0	0	0	0	0	0	0	0	0	0	0	
ARMY	0	0	0	0	0	0	0	0	0	0	0	0	0	0	0	0	
NAVY	0	0	0	0	0	0	0	0	0	0	1	0	0	0	0	0	
USAF	0	1	1	0	0	1	0	0	0	0	0	0	1	0	0	1	
TOTAL	0	1	1	0	0	1	0	0	0	0	1	0	1	0	0	1	
GENERAL																	
	3	4	3	8	10	14	17	17	16	10	6	7	5	7	0	3	
ARMY	11	7	4	2	4	3	12	12	7	5	8	4	2	1	1	2	
NAVY	23	17	22	16	7	15	15	11	18	10	6	7	4	3	2	3	
USAF	37	28	29	26	21	32	44	40	41	25	20	18	11	11	3	8	
TOTAL																	
NEUROLOGICAL																	
	0	2	2	1	0	2	0	2	2	2	1	0	1	3	0	1	
ARMY	2	0	1	1	1	0	1	1	2	0	0	0	0	1	0	0	
NAVY	2	3	0	2	1	0	1	0	2	0	0	1	0	0	1	0	
USAF	4	5	3	4	2	3	1	3	6	2	1	1	1	4	1	1	
TOTAL																	

Prepared by: Washington Headquarters Services
Directorate for Information
Operations and Reports

**FORMAT 19: PHYSICIAN DUTY SPECIALTIES BY YEARS OF SERVICE
FISCAL YEAR 1987**

SPECIALTY	TOTAL ACTIVE FEDERAL SERVICE BY YEAR OF SERVICE GROUPS														TOTAL		
	16	17	18	19	20	21	22	23	24	25	26	27	28	29		30	+
	AT LEAST ----- LESS THAN	17	18	19	20	21	22	23	24	25	26	27	28	29		30	+
SURGERY	2	3	2	3	1	0	0	3	0	0	0	0	1	0	0	0	25
CARDIAC/THORACIC	1	1	0	1	0	0	0	0	0	0	0	0	0	0	0	0	10
	1	0	1	0	0	0	0	0	1	0	0	0	0	0	0	0	11
	4	4	3	4	1	0	3	3	1	0	0	0	1	0	0	0	46
COLON/RECTAL	0	0	0	0	0	0	0	0	0	0	0	0	0	0	0	0	0
	0	0	1	0	0	0	0	0	0	0	0	0	0	0	0	0	2
	0	0	0	0	0	0	0	0	0	0	0	0	0	0	0	0	5
	0	0	1	0	0	0	0	0	0	0	0	0	0	0	0	0	7
GENERAL	3	3	4	3	6	1	1	1	2	0	2	0	1	0	0	0	157
	1	2	2	2	0	2	1	1	0	0	0	1	1	1	0	0	99
	4	6	2	2	1	1	0	0	0	0	1	1	0	0	0	0	197
	8	11	8	7	7	4	2	2	2	0	3	2	2	1	0	0	453
NEUROLOGICAL	0	3	0	1	0	0	0	0	0	0	0	0	0	0	0	0	23
	0	0	1	0	0	0	0	0	0	0	0	0	0	0	0	0	11
	0	0	1	0	1	0	0	0	0	0	0	0	0	0	0	0	15
	0	3	2	1	1	0	0	0	0	0	0	0	0	0	0	0	49

Prepared by: Washington Headquarters Services
Directorate for Information
Operations and Reports

**FORMAT 19: PHYSICIAN DUTY SPECIALTIES BY YEARS OF SERVICE
FISCAL YEAR 1987**

SPECIALTY	TOTAL ACTIVE FEDERAL SERVICE BY YEAR OF SERVICE GROUPS																
	AT LEAST ----- LESS THAN	1	2	3	4	5	6	7	8	9	10	11	12	13	14	15	16
	1	2	3	4	5	6	7	8	9	10	11	12	13	14	15	16	
ONCOLOGY	0	0	0	0	0	0	0	0	0	0	0	0	0	0	0	0	0
ARMY	0	0	0	0	0	0	0	0	0	0	0	0	0	0	0	0	0
NAVY	0	0	0	0	0	0	0	0	0	0	0	0	0	0	0	0	0
USAF	0	0	0	0	0	0	0	0	0	0	0	0	0	0	0	0	0
TOTAL	0	0	0	0	0	0	0	0	0	0	0	0	0	0	0	0	0
PEDIATRIC	0	0	0	0	0	0	0	0	0	0	0	0	0	0	0	0	0
ARMY	0	0	0	0	0	0	0	0	0	0	0	0	0	0	0	0	0
NAVY	0	0	0	0	0	0	0	0	0	0	0	0	0	0	0	0	0
USAF	0	0	0	0	0	0	0	0	0	0	0	0	0	0	0	0	0
TOTAL	0	0	0	0	0	0	0	0	0	0	0	0	0	0	0	0	0
PERIPHERAL VASCULAR	0	0	0	0	0	0	0	0	0	0	0	0	0	0	0	0	0
ARMY	0	0	0	0	0	0	0	0	0	0	0	0	0	0	0	0	0
NAVY	0	0	0	0	0	0	0	0	0	0	0	0	0	0	0	0	0
USAF	0	0	0	0	0	0	0	0	0	0	0	0	0	0	0	0	0
TOTAL	0	0	0	0	0	0	0	0	0	0	0	0	0	0	0	0	0
PLASTIC	0	0	2	2	0	1	0	1	3	0	1	1	1	2	0	1	1
ARMY	0	0	2	2	0	1	0	1	3	0	1	1	1	2	0	1	1
NAVY	1	1	1	0	0	1	0	0	2	0	1	0	0	0	0	0	1
USAF	0	0	0	0	1	0	0	0	3	0	0	1	1	0	1	0	0
TOTAL	1	1	3	3	1	2	1	1	8	0	2	2	2	2	1	2	2

Prepared by: Washington Headquarters Services
Directorate for Information
Operations and Reports

**FORMAT 19: PHYSICIAN DUTY SPECIALTIES BY YEARS OF SERVICE
FISCAL YEAR 1987**

SPECIALTY	TOTAL ACTIVE FEDERAL SERVICE BY YEAR OF SERVICE GROUPS																																
	16		17		18		19		20		21		22		23		24		25		26		27		28		29		30		30 +		TOTAL
	AT LEAST ----- LESS THAN	16	17	18	19	20	21	22	23	24	25	26	27	28	29	30	30 +	30	30 +	30	30 +	30	30 +	30	30 +	30	30 +	30	30 +	30	30 +		
ONCOLOGY	0	0	0	0	0	0	0	0	0	0	0	0	0	0	0	0	0	0	0	0	0	0	0	0	0	0	0	0	0	0	0	0	
ARMY	0	0	0	0	0	0	0	0	0	0	0	0	0	0	0	0	0	0	0	0	0	0	0	0	0	0	0	0	0	0	0		
NAVY	0	0	0	0	0	0	0	0	0	0	0	0	0	0	0	0	0	0	0	0	0	0	0	0	0	0	0	0	0	0	0		
USAF	0	0	0	0	0	0	0	0	0	0	0	0	0	0	0	0	0	0	0	0	0	0	0	0	0	0	0	0	0	0	0		
TOTAL	0	0	0	0	0	0	0	0	0	0	0	0	0	0	0	0	0	0	0	0	0	0	0	0	0	0	0	0	0	0	0		
PEDIATRIC	0	0	0	0	0	0	0	0	0	0	0	0	0	0	0	0	0	0	0	0	0	0	0	0	0	0	0	0	0	0	0		
ARMY	0	0	0	0	0	0	0	0	0	0	0	0	0	0	0	0	0	0	0	0	0	0	0	0	0	0	0	0	0	0	0		
NAVY	0	0	0	0	0	0	0	0	0	0	0	0	0	0	0	0	0	0	0	0	0	0	0	0	0	0	0	0	0	0	0		
USAF	0	0	0	0	0	0	0	0	0	0	0	0	0	0	0	0	0	0	0	0	0	0	0	0	0	0	0	0	0	0	0		
TOTAL	0	0	0	0	0	0	0	0	0	0	0	0	0	0	0	0	0	0	0	0	0	0	0	0	0	0	0	0	0	0	0		
PERIPHERAL VASCULAR	1	0	0	0	0	0	0	0	0	0	0	0	0	0	0	0	0	0	0	0	0	0	0	0	0	0	0	0	0	0	0		
ARMY	1	0	0	0	0	0	0	0	0	0	0	0	0	0	0	0	0	0	0	0	0	0	0	0	0	0	0	0	0	0	0		
NAVY	0	0	0	0	0	0	0	0	0	0	0	0	0	0	0	0	0	0	0	0	0	0	0	0	0	0	0	0	0	0	0		
USAF	0	0	0	0	0	0	0	0	0	0	0	0	0	0	0	0	0	0	0	0	0	0	0	0	0	0	0	0	0	0	0		
TOTAL	1	0	0	0	0	0	0	0	0	0	0	0	0	0	0	0	0	0	0	0	0	0	0	0	0	0	0	0	0	0	0		
PLASTIC	4	0	1	1	0	0	0	0	0	0	0	0	0	0	0	0	0	0	0	0	0	0	0	0	0	0	0	0	0	0	0		
ARMY	4	0	1	1	0	0	0	0	0	0	0	0	0	0	0	0	0	0	0	0	0	0	0	0	0	0	0	0	0	0	0		
NAVY	1	0	0	0	1	1	0	0	0	0	0	0	0	0	0	0	0	0	0	0	0	0	0	0	0	0	0	0	0	0	0		
USAF	0	0	0	0	1	1	0	0	0	0	0	0	0	0	0	0	0	0	0	0	0	0	0	0	0	0	0	0	0	0	0		
TOTAL	5	0	1	1	3	2	0	0	0	0	0	0	0	0	0	0	0	0	0	0	0	0	0	0	0	0	0	0	0	0	0		

Prepared by: Washington Headquarters Services
Directorate for Information Operations and Reports

**FORMAT 19: PHYSICIAN DUTY SPECIALTIES BY YEARS OF SERVICE
FISCAL YEAR 1987**

SPECIALTY	TOTAL ACTIVE FEDERAL SERVICE BY YEAR OF SERVICE GROUPS															
	AT LEAST 1 YEAR LESS THAN	1	2	3	4	5	6	7	8	9	10	11	12	13	14	15
UNDERSEA MEDICINE	0	0	0	0	0	0	0	0	0	0	0	0	0	0	0	0
ARMY	4	16	21	17	6	11	6	4	1	3	2	1	1	2	0	1
NAVY	0	0	0	0	0	0	0	0	0	0	0	0	0	0	0	0
USAF	4	16	21	17	6	11	6	4	1	3	2	1	1	2	0	1
TOTAL																
UROLOGY	1	0	1	1	4	5	6	5	5	3	1	2	3	3	2	3
ARMY	1	1	1	0	2	1	5	3	4	3	3	1	1	0	1	1
NAVY	5	3	3	2	3	1	5	3	3	0	1	6	3	2	2	1
USAF	7	4	5	3	9	7	16	11	12	6	5	9	7	5	5	5
TOTAL																
GRAND TOTALS	429	470	515	493	562	532	380	348	277	191	127	92	103	106	76	89
ARMY	413	290	344	378	314	318	287	221	203	160	154	111	88	75	59	83
NAVY	431	455	495	354	284	270	241	180	150	128	133	141	97	80	99	71
USAF	1273	2215	354	1225	160	1120	908	749	630	479	414	344	288	261	234	243
TOTAL																

Prepared by: Washington Headquarters Services
Directorate for Information Operations and Reports

**FORMAT 19: PHYSICIAN DUTY SPECIALTIES BY YEARS OF SERVICE
FISCAL YEAR 1987**

SPECIALTY	TOTAL ACTIVE FEDERAL SERVICE BY YEAR OF SERVICE GROUPS																														TOTAL		
	AT LEAST 17 LESS THAN 17	16 17	17 18	18 19	19 20	20 21	21 22	22 23	23 24	24 25	25 26	26 27	27 28	28 29	29 30	30 +																	
UNDERSEA MEDICINE	ARMY	0	0	0	0	0	0	0	0	0	0	0	0	0	0	0	0	0	0	0	0	0	0	0	0	0	0	0	0	0	0	0	
	NAVY	2	1	0	0	1	0	0	0	0	0	0	0	0	0	0	0	0	0	0	0	0	0	0	0	0	0	0	0	0	0	100	
	USAF	0	0	0	0	0	0	0	0	0	0	0	0	0	0	0	0	0	0	0	0	0	0	0	0	0	0	0	0	0	0	0	
	TOTAL	2	1	0	0	1	0	0	0	0	0	0	0	0	0	0	0	0	0	0	0	0	0	0	0	0	0	0	0	0	0	100	
UROLOGY	ARMY	3	4	1	3	1	1	1	1	1	1	0	0	0	0	0	0	0	0	0	0	0	0	0	0	0	0	0	0	0	62		
	NAVY	1	1	3	1	0	0	0	0	0	0	0	0	0	0	0	0	0	0	0	0	0	0	0	0	0	0	0	0	0	36		
	USAF	1	0	3	1	0	0	0	0	0	0	0	0	0	0	0	0	0	0	0	0	0	0	0	0	0	0	0	0	0	48		
	TOTAL	5	5	7	5	1	1	1	1	1	1	0	0	0	0	0	0	0	0	0	0	0	0	0	0	0	0	0	0	0	146		
GRAND TOTALS	ARMY	78	80	70	66	45	30	27	31	20	10	12	9	10	3	8	5289	83	64	65	55	29	24	12	15	12	7	7	5	9	6	7	3898
	NAVY	68	60	71	71	40	19	11	9	15	5	7	9	4	0	6	4004	68	60	71	71	40	19	11	9	15	5	7	9	4	0	6	4004
	USAF	229	204	206	192	114	73	50	55	47	22	26	23	23	9	21	13191	229	204	206	192	114	73	50	55	47	22	26	23	23	9	21	13191
	TOTAL	229	204	206	192	114	73	50	55	47	22	26	23	23	9	21	13191																

Prepared by: Washington Headquarters Services
Directorate for Information
Operations and Reports

**FORMAT 20: PAY GRADE DISTRIBUTION OF PHYSICIANS BY PRIMARY SPECIALTY
FISCAL YEAR 1987**

MEDICAL SPECIALTY	SERVICE	PAY GRADE								TOTAL
		O-3	O-4	O-5	O-6	O-7	O-8	O-9 +		
ANESTHESIOLOGY	ARMY	45	53	15	8	0	0	0	121	
	NAVY	73	81	15	12	0	1	0	182	
	USAF	62	28	5	4	0	0	0	99	
	TOTAL	180	162	35	24	0	1	0	402	
AVIATION MEDICINE/AEROSPACE	ARMY	48	40	8	21	0	0	0	117	
	NAVY	221	71	34	40	1	1	0	368	
	USAF	232	105	44	102	0	0	0	483	
	TOTAL	501	216	86	163	1	1	0	968	
DERMATOLOGY	ARMY	22	27	20	21	0	0	0	90	
	NAVY	1	35	13	10	0	1	0	60	
	USAF	6	20	7	11	0	0	0	44	
	TOTAL	29	82	40	42	0	1	0	194	
EMERGENCY MEDICINE	ARMY	25	23	3	35	0	0	0	86	
	NAVY	17	22	11	2	0	0	0	52	
	USAF	26	18	4	4	0	0	0	52	
	TOTAL	68	63	18	41	0	0	0	190	

Prepared by: Washington Headquarters Services
Directorate for Information
Operations and Reports

**FORMAT 20: PAY GRADE DISTRIBUTION OF PHYSICIANS BY PRIMARY SPECIALTY
FISCAL YEAR 1987**

MEDICAL SPECIALTY	SERVICE	PAY GRADE									TOTAL
		O-3	O-4	O-5	O-6	O-7	O-8	O-9+			
EXECUTIVE MEDICINE	ARMY	0	0	0	0	0	0	0	0	0	0
	NAVY	0	0	0	0	0	0	0	0	0	0
	USAF	0	0	0	0	0	0	0	0	0	0
	TOTAL	0	0	0	0	0	0	0	0	0	0
FAMILY PRACTICE	ARMY	282	122	36	31	0	0	0	0	0	471
	NAVY	107	119	44	25	0	0	0	0	0	295
	USAF	349	166	29	39	0	0	0	0	0	583
	TOTAL	738	407	109	95	0	0	0	0	0	1349
GENERAL MEDICINE	ARMY	804	197	37	28	0	0	0	0	0	1066
	NAVY	797	88	49	21	0	0	0	0	0	955
	USAF	222	37	19	16	0	0	0	0	0	294
	TOTAL	1823	322	105	65	0	0	0	0	0	2315
INTERNAL MEDICINE ALLERGY/IMMUNOLOGY	ARMY	6	12	11	8	0	0	0	0	0	37
	NAVY	0	0	0	0	0	0	0	0	0	0
	USAF	3	7	1	10	1	0	0	0	0	22
	TOTAL	9	19	12	18	1	0	0	0	0	59

Prepared by: Washington Headquarters Services
Directorate for Information
Operations and Reports

**FORMAT 20: PAY GRADE DISTRIBUTION OF PHYSICIANS BY PRIMARY SPECIALTY
FISCAL YEAR 1987**

MEDICAL SPECIALTY	SERVICE	PAY GRADE										TOTAL
		O-3	O-4	O-5	O-6	O-7	O-8	O-9+				
CARDIOLOGY/CARDIOVASCULAR	ARMY	25	17	8	13	0	0	0	0	0	63	
	NAVY	2	22	7	6	1	0	0	0	0	38	
	USAF	3	17	3	6	0	0	0	0	0	29	
	TOTAL	30	56	18	25	1	0	0	0	0	130	
ENDOCRINOLOGY/METABOLISM	ARMY	5	12	7	12	0	0	0	0	0	36	
	NAVY	0	3	4	4	0	0	0	0	0	11	
	USAF	0	2	2	6	0	0	0	0	0	10	
	TOTAL	5	17	13	22	0	0	0	0	0	57	
GASTROENTEROLOGY	ARMY	16	15	7	10	0	0	0	0	0	48	
	NAVY	0	16	4	2	0	0	0	0	0	22	
	USAF	2	11	1	7	0	0	0	0	0	21	
	TOTAL	18	42	12	19	0	0	0	0	0	91	
GENERAL INTERNIST	ARMY	334	201	32	55	0	1	0	0	0	623	
	NAVY	89	72	28	31	0	0	0	0	0	220	
	USAF	250	115	24	16	0	1	1	1	1	407	
	TOTAL	673	388	84	102	0	2	2	2	2	1250	

Prepared by: Washington Headquarters Services
Directorate for Information
Operations and Reports

**FORMAT 20: PAY GRADE DISTRIBUTION OF PHYSICIANS BY PRIMARY SPECIALTY
FISCAL YEAR 1987**

MEDICAL SPECIALTY	SERVICE	PAY GRADE								TOTAL
		O-3	O-4	O-5	O-6	O-7	O-8	O-9+		
HEMATOLOGY/ONCOLOGY	ARMY	9	18	10	6	0	0	0	0	43
	NAVY	0	11	9	3	0	0	0	0	23
	USAF	0	17	4	1	0	0	0	0	22
	TOTAL	9	46	23	10	0	0	0	0	88
INFECTIOUS DISEASE	ARMY	13	11	8	9	0	0	0	0	41
	NAVY	0	10	7	2	0	0	0	0	19
	USAF	1	5	3	4	0	0	0	0	13
	TOTAL	14	26	18	15	0	0	0	0	73
NEPHROLOGY	ARMY	2	13	5	2	0	0	0	0	22
	NAVY	1	6	4	2	0	0	0	0	13
	USAF	2	5	2	2	0	1	0	0	12
	TOTAL	5	24	11	6	0	1	0	0	47
PULMONARY	ARMY	10	17	5	7	0	0	0	0	39
	NAVY	2	11	5	4	0	0	0	0	22
	USAF	3	9	3	4	0	0	0	0	19
	TOTAL	15	37	13	15	0	0	0	0	80

Prepared by: Washington Headquarters Services
Directorate for Information
Operations and Reports

**FORMAT 20: PAY GRADE DISTRIBUTION OF PHYSICIANS BY PRIMARY SPECIALTY
FISCAL YEAR 1987**

MEDICAL SPECIALTY	SERVICE	PAY GRADE								TOTAL
		O-3	O-4	O-5	O-6	O-7	O-8	O-9+		
RHEUMATOLOGY	ARMY	3	9	4	3	0	0	0	19	
	NAVY	0	2	4	1	0	0	0	7	
	USAF	0	7	0	5	0	0	0	12	
	TOTAL	3	18	8	9	0	0	0	38	
TROPICAL	ARMY	0	0	0	0	0	0	0	0	
	NAVY	0	0	1	2	0	1	0	4	
	USAF	0	0	0	0	0	0	0	0	
	TOTAL	0	0	1	2	0	1	0	4	
NEUROLOGY	ARMY	21	26	7	18	0	0	0	72	
	NAVY	7	12	9	4	0	0	0	32	
	USAF	11	11	7	3	0	0	0	32	
	TOTAL	39	49	23	25	0	0	0	136	
NUCLEAR MEDICINE	ARMY	0	9	13	10	0	0	0	32	
	NAVY	0	3	4	5	0	0	0	12	
	USAF	0	4	1	4	0	0	0	9	
	TOTAL	0	16	18	19	0	0	0	53	

Prepared by: Washington Headquarters Services
Directorate for Information
Operations and Reports

**FORMAT 20: PAY GRADE DISTRIBUTION OF PHYSICIANS BY PRIMARY SPECIALTY
FISCAL YEAR 1987**

MEDICAL SPECIALTY	SERVICE	PAY GRADE								TOTAL
		O-3	O-4	O-5	O-6	O-7	O-8	O-9 +		
OBSTETRICS/GYNECOLOGY	ARMY	119	91	31	43	0	0	0	0	284
	NAVY	76	55	25	18	0	0	0	1	175
	USAF	122	92	23	26	3	0	0	0	266
	TOTAL	317	238	79	87	3	0	0	1	725
OPHTHALMOLOGY	ARMY	8	19	14	23	0	0	0	0	64
	NAVY	12	41	13	15	0	1	0	0	82
	USAF	13	23	10	6	0	0	0	0	52
	TOTAL	33	83	37	44	0	1	0	0	198
ORTHOPEDIC SURGERY	ARMY	22	65	23	25	2	1	1	1	139
	NAVY	32	83	21	19	0	0	0	0	155
	USAF	21	76	12	11	0	0	0	0	120
	TOTAL	75	224	56	55	2	1	1	1	414
OTORHINOLARYNGOLOGY	ARMY	10	30	11	10	0	0	0	0	61
	NAVY	19	41	11	14	0	0	0	0	85
	USAF	8	27	14	6	0	0	0	0	55
	TOTAL	37	98	36	30	0	0	0	0	201

Prepared by: Washington Headquarters Services
Directorate for Information
Operations and Reports

**FORMAT 20: PAY GRADE DISTRIBUTION OF PHYSICIANS BY PRIMARY SPECIALTY
FISCAL YEAR 1987**

MEDICAL SPECIALTY	SERVICE	PAY GRADE							TOTAL
		O-3	O-4	O-5	O-6	O-7	O-8	O-9+	
PATHOLOGY	ARMY	69	69	46	31	0	0	0	215
	NAVY	19	50	17	20	0	0	0	106
	USAF	15	40	16	18	0	0	0	89
	TOTAL	103	159	79	69	0	0	0	410
PEDIATRICS	ARMY	173	104	56	67	0	1	0	401
	NAVY	76	66	58	47	0	0	0	247
	USAF	140	110	62	35	0	0	0	347
	TOTAL	389	280	176	149	0	1	0	995
PHYSICAL MEDICINE	ARMY	6	4	7	5	0	0	0	22
	NAVY	1	1	1	0	0	0	0	3
	USAF	1	0	0	0	0	0	0	1
	TOTAL	8	5	8	5	0	0	0	26
PREVENTIVE MEDICINE	ARMY	20	17	6	30	0	0	0	73
	NAVY	8	23	19	13	1	0	0	64
	USAF	18	40	35	65	3	1	0	162
	TOTAL	46	80	60	108	4	1	0	299

Prepared by: Washington Headquarters Services
Directorate for Information
Operations and Reports

**FORMAT 20: PAY GRADE DISTRIBUTION OF PHYSICIANS BY PRIMARY SPECIALTY
FISCAL YEAR 1987**

MEDICAL SPECIALTY	SERVICE	PAY GRADE										TOTAL
		O-3	O-4	O-5	O-6	O-7	O-8	O-9+				
PSYCHIATRY	ARMY	68	65	44	75	2	0	0	0	254		
	NAVY	26	43	28	29	0	1	0	0	127		
	USAF	68	30	23	33	0	0	0	0	154		
	TOTAL	162	138	95	137	2	1	0	0	535		
RADIOLOGY	ARMY	14	85	26	28	0	0	0	0	153		
	NAVY	25	77	37	14	0	0	0	0	153		
	USAF	40	68	20	19	0	0	0	0	147		
	TOTAL	79	230	83	61	0	0	0	0	453		
SURGERY	ARMY	0	0	4	17	1	1	0	0	23		
	NAVY	0	5	5	0	0	0	0	0	10		
	USAF	1	4	3	4	0	0	0	0	12		
	TOTAL	1	9	12	21	1	1	0	0	45		
COLON/RECTAL	ARMY	0	0	0	0	0	0	0	0	0		
	NAVY	0	0	2	2	0	0	0	0	4		
	USAF	0	3	0	1	0	0	0	0	4		
	TOTAL	0	3	2	3	0	0	0	0	8		

Prepared by: Washington Headquarters Services
Directorate for Information
Operations and Reports

**FORMAT 20: PAY GRADE DISTRIBUTION OF PHYSICIANS BY PRIMARY SPECIALTY
FISCAL YEAR 1987**

MEDICAL SPECIALTY	SERVICE	PAY GRADE								TOTAL
		O-3	O-4	O-5	O-6	O-7	O-8	O-9+		
GENERAL	ARMY	269	91	39	54	3	3	0	0	459
	NAVY	46	66	20	26	2	0	0	0	160
	USAF	152	100	55	37	1	1	0	0	346
	TOTAL	467	257	114	117	6	4	0	0	965
NEUROLOGICAL	ARMY	7	13	1	7	0	0	0	0	28
	NAVY	4	13	1	2	0	0	0	0	20
	USAF	0	14	0	1	0	0	0	0	15
	TOTAL	11	40	2	10	0	0	0	0	63
ONCOLOGY	ARMY	0	0	0	0	0	0	0	0	0
	NAVY	0	1	0	0	0	0	0	0	1
	USAF	0	0	0	0	0	0	0	0	0
	TOTAL	0	1	0	0	0	0	0	0	1
PEDIATRIC	ARMY	0	0	0	0	0	0	0	0	0
	NAVY	0	1	2	0	0	0	0	0	3
	USAF	0	1	0	0	0	0	0	0	1
	TOTAL	0	2	2	0	0	0	0	0	4

Prepared by: Washington Headquarters Services
Directorate for Information
Operations and Reports

**FORMAT 20: PAY GRADE DISTRIBUTION OF PHYSICIANS BY PRIMARY SPECIALTY
FISCAL YEAR 1987**

MEDICAL SPECIALTY	SERVICE	PAY GRADE								TOTAL
		O-3	O-4	O-5	O-6	O-7	O-8	O-9+		
PERIPHERAL VASCULAR	ARMY	0	1	1	2	0	0	0	4	
	NAVY	0	4	2	1	0	0	0	7	
	USAF	0	3	2	1	0	0	0	6	
	TOTAL	0	8	5	4	0	0	0	17	
PLASTIC	ARMY	0	2	10	4	0	0	0	16	
	NAVY	1	7	5	2	0	0	0	15	
	USAF	0	7	1	2	0	0	0	10	
	TOTAL	1	16	16	8	0	0	0	41	
UNDERSEA MEDICINE	ARMY	0	0	0	0	0	0	0	0	
	NAVY	60	14	5	5	0	0	0	84	
	USAF	0	0	0	0	0	0	0	0	
	TOTAL	60	14	5	5	0	0	0	84	
UROLOGY	ARMY	6	25	13	23	0	0	0	67	
	NAVY	17	24	12	9	0	0	0	62	
	USAF	7	27	8	11	0	1	0	54	
	TOTAL	30	76	33	43	0	1	0	183	

Prepared by: Washington Headquarters Services
Directorate for Information
Operations and Reports

**FORMAT 20: PAY GRADE DISTRIBUTION OF PHYSICIANS BY PRIMARY SPECIALTY
FISCAL YEAR 1987**

MEDICAL SPECIALTY	SERVICE	PAY GRADE								TOTAL
		O-3	O-4	O-5	O-6	O-7	O-8	O-8 +		
GRAND TOTALS	ARMY	2461	1503	568	741	8	7	1	5289	
	NAVY	1739	1199	536	412	5	6	1	3898	
	USAF	1778	1249	443	520	8	5	1	4004	
	TOTAL	5978	3951	1547	1673	21	18	3	13191	

Prepared by: Washington Headquarters Services
Directorate for Information
Operations and Reports

**FORMAT 21: PAY GRADE DISTRIBUTION OF PHYSICIANS BY DUTY SPECIALTY
FISCAL YEAR 1987**

MEDICAL SPECIALTY	SERVICE	PAY GRADE								TOTAL
		O-3	O-4	O-5	O-6	O-7	O-8	O-9 +		
GME-1 (INTERNSHIP)	ARMY	333	0	0	0	0	0	0	0	333
	NAVY	257	1	0	0	0	0	0	0	258
	USAF	191	6	1	0	0	0	0	0	198
	TOTAL	781	7	1	0	0	0	0	0	789
OTHER GME	ARMY	1127	181	30	4	0	0	0	0	1342
	NAVY	420	325	45	10	0	0	0	0	800
	USAF	503	152	28	7	0	0	0	0	690
	TOTAL	2050	658	103	21	0	0	0	0	2832
ANESTHESIOLOGY	ARMY	22	50	15	4	0	0	0	0	91
	NAVY	32	61	12	8	0	0	0	0	113
	USAF	50	26	5	5	0	0	0	0	86
	TOTAL	104	137	32	17	0	0	0	0	290
AVIATION MEDICINE/AEROSPACE	ARMY	74	38	8	10	0	0	0	0	130
	NAVY	211	55	30	30	0	0	0	0	326
	USAF	211	81	50	131	0	0	0	0	473
	TOTAL	496	174	88	171	0	0	0	0	929

Prepared by: Washington Headquarters Services
Directorate for Information
Operations and Reports

**FORMAT 21: PAY GRADE DISTRIBUTION OF PHYSICIANS BY DUTY SPECIALTY
FISCAL YEAR 1987**

MEDICAL SPECIALTY	SERVICE	PAY GRADE										TOTAL
		O-3	O-4	O-5	O-6	O-7	O-8	O-9+				
DERMATOLOGY	ARMY	7	30	18	19	0	0	0	74			
	NAVY	0	18	11	9	0	1	0	39			
	USAF	2	18	6	12	0	0	0	38			
	TOTAL	9	66	35	40	0	1	0	151			
EMERGENCY MEDICINE	ARMY	37	30	2	2	0	0	0	71			
	NAVY	9	11	6	2	0	0	0	28			
	USAF	11	19	4	2	0	0	0	36			
	TOTAL	57	60	12	6	0	0	0	135			
EXECUTIVE MEDICINE	ARMY	0	5	31	133	8	7	1	185			
	NAVY	0	1	2	67	4	5	1	80			
	USAF	0	1	1	28	8	5	1	44			
	TOTAL	0	7	34	228	20	17	3	309			
FAMILY PRACTICE	ARMY	133	110	13	12	0	0	0	268			
	NAVY	46	99	43	17	0	0	0	205			
	USAF	245	145	30	25	0	0	0	445			
	TOTAL	424	354	86	54	0	0	0	918			

Prepared by: Washington Headquarters Services
Directorate for Information
Operations and Reports

**FORMAT 21: PAY GRADE DISTRIBUTION OF PHYSICIANS BY DUTY SPECIALTY
FISCAL YEAR 1987**

MEDICAL SPECIALTY	SERVICE	PAY GRADE								TOTAL
		O-3	O-4	O-5	O-6	O-7	O-8	O-9 +		
GENERAL MEDICINE	ARMY	411	127	49	65	0	0	0	652	
	NAVY	540	86	48	16	0	0	0	690	
	USAF	166	28	14	23	0	0	0	231	
	TOTAL	1117	241	111	104	0	0	0	1573	
INTERNAL MEDICINE ALLERGY/IMMUNOLOGY	ARMY	0	14	11	6	0	0	0	31	
	NAVY	0	0	0	0	0	0	0	0	
	USAF	2	10	1	10	0	0	0	23	
	TOTAL	2	24	12	16	0	0	0	54	
CARDIOLOGY/CARDIOVASCULAR	ARMY	0	38	8	14	0	0	0	60	
	NAVY	0	17	5	6	0	0	0	28	
	USAF	2	20	4	6	0	0	0	32	
	TOTAL	2	75	17	26	0	0	0	120	
ENDOCRINOLOGY/METABOLISM	ARMY	0	13	6	8	0	0	0	27	
	NAVY	0	2	4	3	0	0	0	9	
	USAF	0	5	2	2	0	0	0	9	
	TOTAL	0	20	12	13	0	0	0	45	

Prepared by: Washington Headquarters Services
Directorate for Information
Operations and Reports

**FORMAT 21: PAY GRADE DISTRIBUTION OF PHYSICIANS BY DUTY SPECIALTY
FISCAL YEAR 1987**

MEDICAL SPECIALTY	SERVICE	PAY GRADE								TOTAL
		O-3	O-4	O-5	O-6	O-7	O-8	O-9+		
GASTROENTEROLOGY	ARMY	0	28	7	8	0	0	0	43	
	NAVY	0	9	4	2	0	0	0	15	
	USAF	2	14	1	5	0	0	0	22	
	TOTAL	2	51	12	15	0	0	0	80	
GENERAL INTERNIST	ARMY	131	65	15	32	0	0	0	243	
	NAVY	39	57	27	26	0	0	0	149	
	USAF	127	61	18	21	0	0	0	227	
	TOTAL	297	183	60	79	0	0	0	619	
HEMATOLOGY/ONCOLOGY	ARMY	0	27	8	4	0	0	0	39	
	NAVY	0	7	8	2	0	0	0	17	
	USAF	0	18	3	1	0	0	0	22	
	TOTAL	0	52	19	7	0	0	0	78	
INFECTIOUS DISEASE	ARMY	0	16	8	12	0	0	0	36	
	NAVY	0	6	5	2	0	0	0	13	
	USAF	1	4	3	1	0	0	0	9	
	TOTAL	1	26	16	15	0	0	0	58	

Prepared by: Washington Headquarters Services
Directorate for Information
Operations and Reports

**FORMAT 21: PAY GRADE DISTRIBUTION OF PHYSICIANS BY DUTY SPECIALTY
FISCAL YEAR 1987**

MEDICAL SPECIALTY	SERVICE	PAY GRADE								TOTAL
		O-3	O-4	O-5	O-6	O-7	O-8	O-9+		
NEPHROLOGY	ARMY	0	18	5	2	0	0	0	0	25
	NAVY	0	5	4	2	0	0	0	0	11
	USAF	2	6	1	1	0	0	0	0	10
	TOTAL	2	29	10	5	0	0	0	0	46
PULMONARY	ARMY	0	30	3	4	0	0	0	0	37
	NAVY	1	6	4	4	0	0	0	0	15
	USAF	3	10	3	2	0	0	0	0	18
	TOTAL	4	46	10	10	0	0	0	0	70
RHEUMATOLOGY	ARMY	2	6	4	3	0	0	0	0	15
	NAVY	0	1	3	1	0	0	0	0	5
	USAF	0	10	0	3	0	0	0	0	13
	TOTAL	2	17	7	7	0	0	0	0	33
TROPICAL	ARMY	0	0	0	0	0	0	0	0	0
	NAVY	0	0	1	0	0	0	0	0	1
	USAF	0	0	0	0	0	0	0	0	0
	TOTAL	0	0	1	0	0	0	0	0	1

Prepared by: Washington Headquarters Services
Directorate for Information
Operations and Reports

**FORMAT 21: PAY GRADE DISTRIBUTION OF PHYSICIANS BY DUTY SPECIALTY
FISCAL YEAR 1987**

MEDICAL SPECIALTY	SERVICE	PAY GRADE								TOTAL
		O-3	O-4	O-5	O-6	O-7	O-8	O-9+		
NEUROLOGY	ARMY	3	26	6	17	0	0	0	52	
	NAVY	4	8	9	3	0	0	0	24	
	USAF	6	12	8	3	0	0	0	29	
	TOTAL	13	46	23	23	0	0	0	105	
NUCLEAR MEDICINE	ARMY	0	14	12	10	0	0	0	36	
	NAVY	0	2	4	5	0	0	0	11	
	USAF	0	3	1	1	0	0	0	5	
	TOTAL	0	19	17	16	0	0	0	52	
OBSTETRICS/GYNECOLOGY	ARMY	37	85	27	37	0	0	0	186	
	NAVY	23	47	22	15	0	0	0	107	
	USAF	54	84	22	21	0	0	0	181	
	TOTAL	114	216	71	73	0	0	0	474	
OPHTHALMOLOGY	ARMY	2	36	12	21	0	0	0	71	
	NAVY	2	25	12	13	0	0	0	52	
	USAF	8	20	6	6	0	0	0	40	
	TOTAL	12	81	30	40	0	0	0	163	

Prepared by: Washington Headquarters Services
Directorate for Information
Operations and Reports

**FORMAT 21: PAY GRADE DISTRIBUTION OF PHYSICIANS BY DUTY SPECIALTY
FISCAL YEAR 1987**

MEDICAL SPECIALTY	SERVICE	PAY GRADE										TOTAL
		O-3	O-4	O-5	O-6	O-7	O-8	O-9+				
ORTHOPEDIC SURGERY	ARMY	26	54	22	24	0	0	0	0	0	126	
	NAVY	8	56	18	15	0	0	0	0	97		
	USAF	9	72	12	11	0	0	0	0	104		
	TOTAL	43	182	52	50	0	0	0	0	327		
OTORHINOLARYNGOLOGY	ARMY	4	34	10	7	0	0	0	0	55		
	NAVY	0	24	11	11	0	0	0	0	46		
	USAF	1	23	12	6	0	0	0	0	42		
	TOTAL	5	81	33	24	0	0	0	0	143		
PATHOLOGY	ARMY	6	74	53	29	0	0	0	0	162		
	NAVY	6	38	15	18	0	0	0	0	77		
	USAF	6	37	18	16	0	0	0	0	77		
	TOTAL	18	149	86	63	0	0	0	0	316		
PEDIATRICS	ARMY	57	88	48	53	0	0	0	0	246		
	NAVY	44	51	56	36	0	0	0	0	187		
	USAF	81	94	56	27	0	0	0	0	258		
	TOTAL	182	233	160	116	0	0	0	0	691		

Prepared by: Washington Headquarters Services
Directorate for Information
Operations and Reports

**FORMAT 21: PAY GRADE DISTRIBUTION OF PHYSICIANS BY DUTY SPECIALTY
FISCAL YEAR 1987**

MEDICAL SPECIALTY	SERVICE	PAY GRADE								TOTAL
		O-3	O-4	O-5	O-6	O-7	O-8	O-9+		
PHYSICAL MEDICINE	ARMY	2	6	5	5	0	0	0	0	18
	NAVY	1	1	1	0	0	0	0	0	3
	USAF	1	0	0	0	0	0	0	0	1
	TOTAL	4	7	6	5	0	0	0	0	22
PREVENTIVE MEDICINE	ARMY	3	2	3	2	0	0	0	0	10
	NAVY	0	9	15	8	0	0	0	0	32
	USAF	17	38	29	44	0	0	0	0	128
	TOTAL	20	49	47	54	0	0	0	0	170
PSYCHIATRY	ARMY	4	57	36	77	0	0	0	0	174
	NAVY	6	29	26	29	0	0	0	0	90
	USAF	23	27	22	30	0	0	0	0	102
	TOTAL	33	113	84	136	0	0	0	0	366
RADIOLOGY	ARMY	16	80	25	32	0	0	0	0	153
	NAVY	5	39	34	12	0	0	0	0	90
	USAF	16	61	19	20	0	0	0	0	116
	TOTAL	37	180	78	64	0	0	0	0	359

Prepared by: Washington Headquarters Services
Directorate for Information
Operations and Reports

**FORMAT 21: PAY GRADE DISTRIBUTION OF PHYSICIANS BY DUTY SPECIALTY
FISCAL YEAR 1987**

MEDICAL SPECIALTY	SERVICE	PAY GRADE							TOTAL
		O-3	O-4	O-5	O-6	O-7	O-8	O-9+	
SURGERY CARDIAC/THORACIC	ARMY	0	4	9	12	0	0	0	25
	NAVY	0	5	5	0	0	0	0	10
	USAF	0	5	2	4	0	0	0	11
	TOTAL	0	14	16	16	0	0	0	46
COLON/RECTAL	ARMY	0	0	0	0	0	0	0	0
	NAVY	0	0	1	1	0	0	0	2
	USAF	0	4	0	1	0	0	0	5
	TOTAL	0	4	1	2	0	0	0	7
GENERAL	ARMY	19	71	32	35	0	0	0	157
	NAVY	14	42	19	23	1	0	0	99
	USAF	35	79	50	33	0	0	0	197
	TOTAL	68	192	101	91	1	0	0	453
NEUROLOGICAL	ARMY	1	13	1	8	0	0	0	23
	NAVY	0	8	1	2	0	0	0	11
	USAF	0	14	0	1	0	0	0	15
	TOTAL	1	35	2	11	0	0	0	49

Prepared by Washington Headquarters Services
Directorate for Information
Operations and Reports

**FORMAT 21: PAY GRADE DISTRIBUTION OF PHYSICIANS BY DUTY SPECIALTY
FISCAL YEAR 1987**

MEDICAL SPECIALTY	SERVICE	PAY GRADE								TOTAL
		O-3	O-4	O-5	O-6	O-7	O-8	O-9+		
ONCOLOGY	ARMY	0	0	0	0	0	0	0	0	0
	NAVY	0	0	0	0	0	0	0	0	0
	USAF	0	0	0	0	0	0	0	0	0
	TOTAL	0	0	0	0	0	0	0	0	0
PEDIATRIC	ARMY	0	0	0	0	0	0	0	0	0
	NAVY	0	1	2	0	0	0	0	0	3
	USAF	0	2	0	0	0	0	0	0	2
	TOTAL	0	3	2	0	0	0	0	0	5
PERIPHERAL VASCULAR	ARMY	0	3	3	4	0	0	0	0	10
	NAVY	0	3	2	1	0	0	0	0	6
	USAF	0	5	2	0	0	0	0	0	7
	TOTAL	0	11	7	5	0	0	0	0	23
PLASTIC	ARMY	0	4	9	8	0	0	0	0	21
	NAVY	1	5	5	2	0	0	0	0	13
	USAF	0	6	2	2	0	0	0	0	10
	TOTAL	1	15	16	12	0	0	0	0	44

Prepared by: Washington Headquarters Services
Directorate for Information
Operations and Reports

**FORMAT 21: PAY GRADE DISTRIBUTION OF PHYSICIANS BY DUTY SPECIALTY
FISCAL YEAR 1987**

MEDICAL SPECIALTY	SERVICE	PAY GRADE								TOTAL
		O-3	O-4	O-5	O-6	O-7	O-8	O-9+		
UNDERSEA MEDICINE	ARMY	0	0	0	0	0	0	0	0	0
	NAVY	70	21	5	4	0	0	0	0	100
	USAF	0	0	0	0	0	0	0	0	0
	TOTAL	70	21	5	4	0	0	0	0	100
UROLOGY	ARMY	4	26	14	18	0	0	0	0	62
	NAVY	0	18	11	7	0	0	0	0	36
	USAF	3	29	7	9	0	0	0	0	48
	TOTAL	7	73	32	34	0	0	0	0	146
GRAND TOTALS	ARMY	2461	1503	568	741	8	7	1	5289	
	NAVY	1739	1199	536	412	5	6	1	3898	
	USAF	1778	1249	443	520	8	5	1	4004	
	TOTAL	5978	3951	1547	1673	21	18	3	13191	

Prepared by: Washington Headquarters Services
Directorate for Information
Operations and Reports

FORMAT 22: FOREIGN MEDICAL GRADUATE (FMG) PHYSICIANS CURRENTLY ON ACTIVE DUTY BY CITIZENSHIP - FISCAL YEAR 1987

PAY GRADE	SERVICE	TOTAL FMGs ON ACTIVE DUTY				TOTAL FMGs
		NUMBER OF ALIENS	NUMBER OF U.S. CITIZENS		TOTAL FMGs	
			NATIVE	NATURALIZED		
0-3	ARMY	15	14	22	51	
	NAVY	0	5	0	5	
	USAF	3	34	8	45	
	TOTAL	18	53	30	101	
0-4	ARMY	12	20	73	105	
	NAVY	0	24	24	48	
	USAF	13	35	60	108	
	TOTAL	25	79	157	261	
0-5	ARMY	14	15	85	114	
	NAVY	11	17	73	101	
	USAF	9	23	109	141	
	TOTAL	34	55	267	356	
0-6	ARMY	5	25	62	92	
	NAVY	1	12	19	32	
	USAF	0	10	49	59	
	TOTAL	6	47	130	183	

Prepared by: Washington Headquarters Services
Directorate for Information Operations and Reports

FORMAT 22: FOREIGN MEDICAL GRADUATE (FMG) PHYSICIANS CURRENTLY ON ACTIVE DUTY BY CITIZENSHIP - FISCAL YEAR 1987

TOTAL FMGs ON ACTIVE DUTY					
PAY GRADE	SERVICE	NUMBER OF ALIENS	NUMBER OF U.S. CITIZENS		TOTAL FMGs
			NATIVE	NATURALIZED	
0-7 OR ABOVE	ARMY	0	0	0	0
	NAVY	0	0	0	0
	USAF	0	0	0	0
	TOTAL	0	0	0	0
GRAND TOTALS	ARMY	46	74	242	362
	NAVY	12	58	116	186
	USAF	25	102	226	353
	TOTAL	83	234	584	901

Prepared by: Washington Headquarters Services
Directorate for Information Operations and Reports

**FORMAT 23: PHYSICIANS IN ADMINISTRATIVE AND MANAGEMENT POSITIONS
FISCAL YEAR 1987**

MEDICAL SPECIALTY	SERVICE	NUMBER OF PHYSICIANS
ANESTHESIOLOGY	ARMY	1
	NAVY	4
	USAF	1
	TOTAL	6
AVIATION MEDICINE/AEROSPACE	ARMY	10
	NAVY	12
	USAF	15
	TOTAL	37
DERMATOLOGY	ARMY	1
	NAVY	1
	USAF	2
	TOTAL	4
EMERGENCY MEDICINE	ARMY	0
	NAVY	0
	USAF	2
	TOTAL	2

Prepared by: Washington Headquarters Services
Directorate for Information
Operations and Reports

**FORMAT 23: PHYSICIANS IN ADMINISTRATIVE AND MANAGEMENT POSITIONS
FISCAL YEAR 1987**

MEDICAL SPECIALTY	SERVICE	NUMBER OF PHYSICIANS
FAMILY PRACTICE	ARMY	13
	NAVY	9
	USAF	19
	TOTAL	41
GENERAL MEDICINE	ARMY	1
	NAVY	7
	USAF	3
	TOTAL	11
INTERNAL MEDICINE ALLERGY/IMMUNOLOGY	ARMY	0
	NAVY	0
	USAF	2
	TOTAL	2
CARDIOLOGY/CARDIOVASCULAR	ARMY	0
	NAVY	1
	USAF	1
	TOTAL	2

Prepared by: Washington Headquarters Services
Directorate for Information Operations and Reports

**FORMAT 23: PHYSICIANS IN ADMINISTRATIVE AND MANAGEMENT POSITIONS
FISCAL YEAR 1987**

MEDICAL SPECIALTY	SERVICE	NUMBER OF PHYSICIANS
ENDOCRINOLOGY/METABOLISM	ARMY	0
	NAVY	1
	USAF	0
	TOTAL	1
GASTROENTEROLOGY	ARMY	4
	NAVY	0
	USAF	0
	TOTAL	4
GENERAL INTERNIST	ARMY	7
	NAVY	5
	USAF	12
	TOTAL	24
HEMATOLOGY/ONCOLOGY	ARMY	0
	NAVY	1
	USAF	0
	TOTAL	1

Prepared by: Washington Headquarters Services
Directorate for Information
Operations and Reports

**FORMAT 23: PHYSICIANS IN ADMINISTRATIVE AND MANAGEMENT POSITIONS
FISCAL YEAR 1987**

MEDICAL SPECIALTY	SERVICE	NUMBER OF PHYSICIANS
INFECTIOUS DISEASE	ARMY	2
	NAVY	0
	USAF	0
	TOTAL	2
NEPHROLOGY	ARMY	0
	NAVY	0
	USAF	0
	TOTAL	0
PULMONARY	ARMY	0
	NAVY	0
	USAF	1
	TOTAL	1
RHEUMATOLOGY	ARMY	0
	NAVY	0
	USAF	1
	TOTAL	1

Prepared by: Washington Headquarters Services
Directorate for Information
Operations and Reports

**FORMAT 23: PHYSICIANS IN ADMINISTRATIVE AND MANAGEMENT POSITIONS
FISCAL YEAR 1987**

MEDICAL SPECIALTY	SERVICE	NUMBER OF PHYSICIANS
TROPICAL	ARMY NAVY USAF TOTAL	0 3 0 3
NEUROLOGY	ARMY NAVY USAF TOTAL	2 0 0 2
NUCLEAR MEDICINE	ARMY NAVY USAF TOTAL	1 0 0 1
OBSTETRICS/GYNECOLOGY	ARMY NAVY USAF TOTAL	7 4 7 18

Prepared by: Washington Headquarters Services
Directorate for Information
Operations and Reports

**FORMAT 23: PHYSICIANS IN ADMINISTRATIVE AND MANAGEMENT POSITIONS
FISCAL YEAR 1987**

MEDICAL SPECIALTY	SERVICE	NUMBER OF PHYSICIANS
OPHTHALMOLOGY	ARMY	2
	NAVY	4
	USAF	1
	TOTAL	7
ORTHOPEdic SURGERY	ARMY	4
	NAVY	3
	USAF	0
	TOTAL	7
OTORHINOLARYNGOLOGY	ARMY	1
	NAVY	2
	USAF	0
	TOTAL	3
PATHOLOGY	ARMY	4
	NAVY	1
	USAF	2
	TOTAL	7

Prepared by: Washington Headquarters Services
Directorate for Information
Operations and Reports

**FORMAT 23: PHYSICIANS IN ADMINISTRATIVE AND MANAGEMENT POSITIONS
FISCAL YEAR 1987**

MEDICAL SPECIALTY	SERVICE	NUMBER OF PHYSICIANS
PEDIATRICS	ARMY	8
	NAVY	9
	USAF	12
	TOTAL	29
PHYSICAL MEDICINE	ARMY	1
	NAVY	0
	USAF	0
	TOTAL	1
PREVENTIVE MEDICINE	ARMY	10
	NAVY	5
	USAF	37
	TOTAL	52
PSYCHIATRY	ARMY	6
	NAVY	1
	USAF	5
	TOTAL	12

Prepared by: Washington Headquarters Services
Directorate for Information
Operations and Reports

**FORMAT 23: PHYSICIANS IN ADMINISTRATIVE AND MANAGEMENT POSITIONS
FISCAL YEAR 1987**

MEDICAL SPECIALTY	SERVICE	NUMBER OF PHYSICIANS
RADIOLOGY	ARMY	2
	NAVY	1
	USAF	0
	TOTAL	3
SURGERY CARDIAC/THORACIC	ARMY	4
	NAVY	0
	USAF	0
	TOTAL	4
COLON/RECTAL	ARMY	0
	NAVY	0
	USAF	0
	TOTAL	0
GENERAL	ARMY	11
	NAVY	3
	USAF	8
	TOTAL	22

Prepared by: Washington Headquarters Services
Directorate for Information
Operations and Reports

**FORMAT 23: PHYSICIANS IN ADMINISTRATIVE AND MANAGEMENT POSITIONS
FISCAL YEAR 1987**

MEDICAL SPECIALTY	SERVICE	NUMBER OF PHYSICIANS
NEUROLOGICAL	ARMY	0
	NAVY	0
	USAF	0
	TOTAL	0
ONCOLOGY	ARMY	0
	NAVY	0
	USAF	0
	TOTAL	0
PEDIATRIC	ARMY	0
	NAVY	0
	USAF	0
	TOTAL	0
PERIPHERAL VASCULAR	ARMY	0
	NAVY	0
	USAF	0
	TOTAL	0

Prepared by Washington Headquarters Services
Directorate for Information
Operations and Reports

**FORMAT 23: PHYSICIANS IN ADMINISTRATIVE AND MANAGEMENT POSITIONS
FISCAL YEAR 1987**

MEDICAL SPECIALTY	SERVICE	NUMBER OF PHYSICIANS
PLASTIC	ARMY NAVY USAF TOTAL	0 0 0 0
UNDERSEA MEDICINE	ARMY NAVY USAF TOTAL	0 1 0 1
UROLOGY	ARMY NAVY USAF TOTAL	1 2 3 6
GRAND TOTALS	ARMY NAVY USAF TOTAL	103 80 134 317

Prepared by: Washington Headquarters Services
Directorate for Information
Operations and Reports

**FORMAT 24: PHYSICIANS IN NON-ADMINISTRATIVE AND NON-PATIENT CARE POSITIONS
FISCAL YEAR 1987**

MEDICAL SPECIALTY	SERVICE	NUMBER OF PHYSICIANS
ANESTHESIOLOGY	ARMY	2
	NAVY	1
	USAF	1
	TOTAL	4
AVIATION MEDICINE/AEROSPACE	ARMY	7
	NAVY	8
	USAF	18
	TOTAL	33
DERMATOLOGY	ARMY	2
	NAVY	0
	USAF	0
	TOTAL	2
EMERGENCY MEDICINE	ARMY	4
	NAVY	1
	USAF	2
	TOTAL	7

Prepared by: Washington Headquarters Services
Directorate for Information
Operations and Reports

**FORMAT 24: PHYSICIANS IN NON-ADMINISTRATIVE AND NON-PATIENT CARE POSITIONS
FISCAL YEAR 1987**

MEDICAL SPECIALTY	SERVICE	NUMBER OF PHYSICIANS
FAMILY PRACTICE	ARMY NAVY USAF TOTAL	4 5 11 20
GENERAL MEDICINE	ARMY NAVY USAF TOTAL	6 24 2 32
INTERNAL MEDICINE	ARMY NAVY USAF TOTAL	3 1 0 4
ALLERGY/IMMUNOLOGY	ARMY NAVY USAF TOTAL	0 1 1 2
CARDIOLOGY/CARDIOVASCULAR	ARMY NAVY USAF TOTAL	0 1 1 2

Prepared by: Washington Headquarters Services
Directorate for Information
Operations and Reports

**FORMAT 24: PHYSICIANS IN NON-ADMINISTRATIVE AND NON-PATIENT CARE POSITIONS
FISCAL YEAR 1987**

MEDICAL SPECIALTY	SERVICE	NUMBER OF PHYSICIANS
ENDOCRINOLOGY/METABOLISM	ARMY	5
	NAVY	3
	USAF	1
	TOTAL	9
GASTROENTEROLOGY	ARMY	8
	NAVY	0
	USAF	0
	TOTAL	8
GENERAL INTERNIST	ARMY	20
	NAVY	8
	USAF	14
	TOTAL	42
HEMATOLOGY/ONCOLOGY	ARMY	6
	NAVY	2
	USAF	2
	TOTAL	10

Prepared by Washington Headquarters Services
Directorate for Information
Operations and Reports

**FORMAT 24: PHYSICIANS IN NON-ADMINISTRATIVE AND NON-PATIENT CARE POSITIONS
FISCAL YEAR 1987**

MEDICAL SPECIALTY	SERVICE	NUMBER OF PHYSICIANS
INFECTIOUS DISEASE	ARMY	20
	NAVY	7
	USAF	0
	TOTAL	27
NEPHROLOGY	ARMY	5
	NAVY	0
	USAF	0
	TOTAL	5
PULMONARY	ARMY	1
	NAVY	0
	USAF	0
	TOTAL	1
RHEUMATOLOGY	ARMY	0
	NAVY	0
	USAF	0
	TOTAL	0

Prepared by: Washington Headquarters Services
Directorate for Information
Operations and Reports

**FORMAT 24: PHYSICIANS IN NON-ADMINISTRATIVE AND NON-PATIENT CARE POSITIONS
FISCAL YEAR 1987**

MEDICAL SPECIALTY	SERVICE	NUMBER OF PHYSICIANS
TROPICAL	ARMY	0
	NAVY	1
	USAF	0
	TOTAL	1
NEUROLOGY	ARMY	2
	NAVY	2
	USAF	2
	TOTAL	6
NUCLEAR MEDICINE	ARMY	0
	NAVY	0
	USAF	0
	TOTAL	0
OBSTETRICS/GYNECOLOGY	ARMY	0
	NAVY	2
	USAF	3
	TOTAL	5

Prepared by: Washington Headquarters Services
Directorate for Information
Operations and Reports

**FORMAT 24: PHYSICIANS IN NON-ADMINISTRATIVE AND NON-PATIENT CARE POSITIONS
FISCAL YEAR 1987**

MEDICAL SPECIALTY	SERVICE	NUMBER OF PHYSICIANS
OPHTHALMOLOGY	ARMY	0
	NAVY	0
	USAF	2
	TOTAL	2
ORTHOPEDIC SURGERY	ARMY	0
	NAVY	1
	USAF	1
	TOTAL	2
OTORRHINOLARYNGOLOGY	ARMY	0
	NAVY	1
	USAF	1
	TOTAL	2
PATHOLOGY	ARMY	15
	NAVY	3
	USAF	1
	TOTAL	19

Prepared by: Washington Headquarters Services
Directorate for Information
Operations and Reports

**FORMAT 24: PHYSICIANS IN NON-ADMINISTRATIVE AND NON-PATIENT CARE POSITIONS
FISCAL YEAR 1987**

MEDICAL SPECIALTY	SERVICE	NUMBER OF PHYSICIANS
PEDIATRICS	ARMY	10
	NAVY	6
	USAF	6
	TOTAL	22
PHYSICAL MEDICINE	ARMY	0
	NAVY	0
	USAF	0
	TOTAL	0
PREVENTIVE MEDICINE	ARMY	11
	NAVY	6
	USAF	51
	TOTAL	68
PSYCHIATRY	ARMY	7
	NAVY	4
	USAF	4
	TOTAL	15

Prepared by: Washington Headquarters Services
Directorate for Information
Operations and Reports

**FORMAT 24: PHYSICIANS IN NON-ADMINISTRATIVE AND NON-PATIENT CARE POSITIONS
FISCAL YEAR 1987**

MEDICAL SPECIALTY	SERVICE	NUMBER OF PHYSICIANS
RADIOLOGY	ARMY	2
	NAVY	0
	USAF	1
	TOTAL	3
SURGERY	ARMY	2
	NAVY	0
	USAF	0
	TOTAL	2
CARDIAC/THORACIC	ARMY	0
	NAVY	0
	USAF	0
	TOTAL	0
COLON/RECTAL	ARMY	6
	NAVY	1
	USAF	6
	TOTAL	13
GENERAL	ARMY	0
	NAVY	0
	USAF	0
	TOTAL	0

Prepared by Washington Headquarters Services
Directorate for Information
Operations and Reports

**FORMAT 24: PHYSICIANS IN NON-ADMINISTRATIVE AND NON-PATIENT CARE POSITIONS
FISCAL YEAR 1987**

MEDICAL SPECIALTY	SERVICE	NUMBER OF PHYSICIANS
NEUROLOGICAL	ARMY NAVY USAF TOTAL	0 0 0 0
ONCOLOGY	ARMY NAVY USAF TOTAL	0 0 0 0
PEDIATRIC	ARMY NAVY USAF TOTAL	0 0 0 0
PERIPHERAL VASCULAR	ARMY NAVY USAF TOTAL	1 0 0 1

Prepared by: Washington Headquarters Services
Directorate for Information
Operations and Reports

**FORMAT 24: PHYSICIANS IN NON-ADMINISTRATIVE AND NON-PATIENT CARE POSITIONS
FISCAL YEAR 1987**

MEDICAL SPECIALTY	SERVICE	NUMBER OF PHYSICIANS
PLASTIC	ARMY NAVY USAF TOTAL	0 0 0 0
UNDERSEA MEDICINE	ARMY NAVY USAF TOTAL	0 1 0 1
UROLOGY	ARMY NAVY USAF TOTAL	1 0 0 1
GRAND TOTALS	ARMY NAVY USAF TOTAL	150 89 130 369

Prepared by: Washington Headquarters Services
Directorate for Information
Operations and Reports

**FORMAT 25: DENTIST REQUIREMENTS, AUTHORIZATIONS, AND END STRENGTHS
FISCAL YEAR 1987**

MEDICAL SPECIALTY	SERVICE	SERVICE REQUIREMENT	BUDGET AUTHORIZATION	END STRENGTH	
				DUTY	PRIMARY
GRADUATE DENTAL EDUCATION	ARMY	(178)	170	170	XXX
	NAVY	3	116	101	XXX
	USAF	(161)	161	158	XXX
	TOTAL	(342)	447	429	XXX
EXECUTIVE DENTISTRY	ARMY	84	72	87	XXX
	NAVY	62	62	66	XXX
	USAF	24	24	22	XXX
	TOTAL	170	158	175	XXX
ENDODONTICS	ARMY	70	44	51	60
	NAVY	50	61	45	52
	USAF	50	50	45	45
	TOTAL	170	155	141	157
ORAL PATHOLOGY/DIAGNOSIS	ARMY	17	15	15	19
	NAVY	24	23	26	30
	USAF	8	8	10	11
	TOTAL	49	46	51	60

Prepared by: Washington Headquarters Services
Directorate for Information
Operations and Reports

**FORMAT 25: DENTIST REQUIREMENTS, AUTHORIZATIONS, AND END STRENGTHS
FISCAL YEAR 1987**

MEDICAL SPECIALTY	SERVICE	SERVICE REQUIREMENT	BUDGET AUTHORIZATION	END STRENGTH	
				DUTY	PRIMARY
ORAL MAXILLOFACIAL SURGERY	ARMY	135	59	68	75
	NAVY	108	103	78	84
	USAF	91	91	71	74
	TOTAL	334	253	217	233
ORTHODONTICS	ARMY	14	46	43	51
	NAVY	8	10	10	11
	USAF	30	30	34	34
	TOTAL	52	86	87	96
PEDODONTICS	ARMY	19	50	42	48
	NAVY	0	6	8	9
	USAF	11	11	14	13
	TOTAL	30	67	64	70
PERIODONTICS	ARMY	74	52	58	65
	NAVY	56	68	54	60
	USAF	99	99	77	71
	TOTAL	229	219	189	196

Prepared by: Washington Headquarters Services
Directorate for Information
Operations and Reports

**FORMAT 25: DENTIST REQUIREMENTS, AUTHORIZATIONS, AND END STRENGTHS
FISCAL YEAR 1987**

MEDICAL SPECIALTY	SERVICE	SERVICE REQUIREMENT	BUDGET AUTHORIZATION	END STRENGTH	
				DUTY	PRIMARY
PUBLIC HEALTH DENTISTRY	ARMY	8	5	7	6
	NAVY	13	12	11	13
	USAF	0	0	0	0
	TOTAL	21	17	18	19
PROSTHODONTICS	ARMY	209	124	160	139
	NAVY	68	106	86	95
	USAF	117	117	93	85
	TOTAL	394	347	339	319
COMPREHENSIVE/OPERATIVE DENTISTRY	ARMY	398	315	260	250
	NAVY	88	107	82	87
	USAF	214	214	8	115
	TOTAL	700	636	350	452
GENERAL DENTISTRY	ARMY	1073	730	709	957
	NAVY	1073	1035	1143	1269
	USAF	737	762	1044	1128
	TOTAL	2883	2527	2896	3354

Prepared by: Washington Headquarters Services
Directorate for Information
Operations and Reports

**FORMAT 25: DENTIST REQUIREMENTS, AUTHORIZATIONS, AND END STRENGTHS
FISCAL YEAR 1987**

MEDICAL SPECIALTY	SERVICE	SERVICE REQUIREMENT	BUDGET AUTHORIZATION	END STRENGTH	
				DUTY	PRIMARY
GRAND TOTALS	ARMY	2101	1682	1670	1670
	NAVY	1553	1709	1710	1710
	USAF	1381	1567	1576	1576
	TOTAL	5035	4958	4956	4956

Prepared by: Washington Headquarters Services
Directorate for Information
Operations and Reports

**FORMAT 26: DENTIST DUTY SPECIALTIES BY YEARS OF SERVICE
FISCAL YEAR 1987**

SPECIALTY	TOTAL ACTIVE FEDERAL SERVICE BY YEAR OF SERVICE GROUPS																
	AT LEAST ----- LESS THAN	1	2	3	4	5	6	7	8	9	10	11	12	13	14	15	16
GRADUATE DENTAL EDUCATION	-	0	0	0	2	11	24	25	28	17	5	5	2	0	1		
	1	0	0	6	9	15	13	11	12	8	1	6	1	1	0		
		0	0	3	7	21	19	8	10	12	4	3	6	4	2		
	TOTAL	93	0	9	18	38	41	56	44	50	37	10	14	9	5	3	
EXECUTIVE DENTISTRY	ARMY	0	0	0	0	0	0	0	1	0	2	2	5	4	8		
	NAVY	0	0	0	0	0	0	0	0	0	0	1	1	2	2		
	USAF	0	0	0	0	0	0	0	0	0	0	0	0	0	2		
	TOTAL	0	0	0	0	0	0	0	1	0	2	3	6	8	10		
ENDOODONTICS	ARMY	0	0	0	0	0	0	0	0	0	3	4	7	5	7	5	
	NAVY	0	0	0	0	1	0	1	0	4	1	6	4	1	2	5	
	USAF	0	0	0	0	0	1	3	1	4	1	1	5	8	1	5	
	TOTAL	0	0	0	0	1	1	4	1	8	5	11	16	14	10	15	
ORAL PATHOLOGY/DIAGNOSIS	ARMY	1	0	0	0	0	0	0	1	0	0	3	0	1	1	2	
	NAVY	0	0	0	0	0	0	1	0	1	2	2	3	1	0	5	
	USAF	0	0	0	1	0	0	0	1	1	1	2	1	0	1	0	
	TOTAL	1	0	0	1	0	0	1	2	2	3	7	4	2	2	7	

Prepared by: Washington Headquarters Services
Directorate for Information
Operations and Reports

**FORMAT 26: DENTIST DUTY SPECIALTIES BY YEARS OF SERVICE
FISCAL YEAR 1987**

SPECIALTY	TOTAL ACTIVE FEDERAL SERVICE BY YEAR OF SERVICE GROUPS														TOTAL			
	AT LEAST ----- LESS THAN	16	17	18	19	20	21	22	23	24	25	26	27	28		29	30	+
GRADUATE DENTAL EDUCATION	ARMY	1	1	0	0	0	0	0	0	0	0	0	0	0	0	0	0	170
	NAVY	0	0	0	0	0	0	0	0	0	0	0	0	0	0	0	0	101
	USAF	0	0	0	0	0	0	0	0	0	0	0	0	0	0	0	0	158
	TOTAL	1	1	0	0	0	0	0	0	0	0	0	0	0	0	0	0	429
EXECUTIVE DENTISTRY	ARMY	3	2	5	4	5	9	6	9	11	4	2	2	0	0	0	1	87
	NAVY	3	2	3	2	5	8	4	5	3	11	7	1	2	2	2	1	66
	USAF	1	1	3	2	0	3	1	3	3	2	1	0	2	0	0	0	22
	TOTAL	7	5	11	8	10	20	11	15	17	17	10	3	4	2	2	2	175
ENDODONTICS	ARMY	3	5	2	2	2	3	2	0	0	0	0	0	0	0	1	0	51
	NAVY	3	3	3	1	1	1	0	2	1	1	2	0	2	0	0	0	45
	USAF	5	2	2	2	1	0	0	0	0	2	1	0	0	0	0	0	45
	TOTAL	11	10	7	5	4	4	2	2	1	3	3	0	2	1	1	0	141
ORAL PATHOLOGY/DIAGNOSIS	ARMY	1	0	0	1	0	1	0	0	0	1	1	0	0	0	1	0	15
	NAVY	1	2	0	0	0	2	1	2	1	1	0	1	0	0	0	0	26
	USAF	0	0	0	0	0	1	0	1	0	0	0	0	0	0	0	0	10
	TOTAL	2	2	0	1	0	4	1	3	1	2	1	1	1	0	1	0	51

Prepared by: Washington Headquarters Services
Directorate for Information
Operations and Reports

**FORMAT 26: DENTIST DUTY SPECIALTIES BY YEARS OF SERVICE
FISCAL YEAR 1987**

SPECIALTY	TOTAL ACTIVE FEDERAL SERVICE BY YEAR OF SERVICE GROUPS															
	AT LEAST LESS THAN	1	2	3	4	5	6	7	8	9	10	11	12	13	14	15
ORAL MAXILLOFACIAL SURGERY	0	0	0	1	0	0	1	2	3	7	3	6	6	6	5	2
ARMY	0	0	0	1	0	1	1	1	4	7	3	2	5	6	5	6
NAVY	1	1	1	0	1	3	2	1	5	7	3	9	8	1	1	3
USAF	1	1	2	1	2	4	4	4	12	21	9	17	19	13	11	11
TOTAL																
ORTHODONTICS	0	0	0	0	0	1	0	0	2	1	4	4	5	6	7	4
ARMY	0	0	0	0	0	1	0	0	2	1	4	4	5	6	7	4
NAVY	0	0	0	0	0	0	0	2	0	2	0	1	1	0	0	1
USAF	0	0	1	2	0	1	1	4	4	2	2	6	0	1	1	0
TOTAL																
PEDODONTICS	0	0	1	0	1	2	0	1	6	5	6	11	6	7	8	5
ARMY	0	0	1	0	1	2	0	1	3	1	5	1	5	3	6	0
NAVY	0	2	2	1	0	1	0	0	0	1	0	0	0	1	0	0
USAF	1	0	0	0	1	1	0	3	3	2	0	0	1	0	0	1
TOTAL																
PERIODONTICS	0	0	0	0	0	0	0	0	0	1	3	4	5	7	9	2
ARMY	0	0	0	0	0	0	0	0	0	1	3	4	5	7	9	2
NAVY	0	0	0	0	2	1	0	3	4	3	6	0	2	5	5	8
USAF	2	0	1	1	2	4	0	4	4	9	7	4	4	2	4	4
TOTAL																

Prepared by: Washington Headquarters Services
Directorate for Information
Operations and Reports

**FORMAT 26: DENTIST DUTY SPECIALTIES BY YEARS OF SERVICE
FISCAL YEAR 1987**

SPECIALTY	TOTAL ACTIVE FEDERAL SERVICE BY YEAR OF SERVICE GROUPS																														TOTAL		
	AT LEAST ----- LESS THAN	16	17	18	19	20	21	22	23	24	25	26	27	28	29	30	29	30	+														
ORAL MAXILLOFACIAL SURGERY	ARMY	4	2	5	2	1	1	1	2	1	4	2	1	0	0	0	0	0	0	0	0	0	0	0	0	0	0	0	0	0	0	66	
	NAVY	3	8	3	7	3	1	1	2	1	1	1	1	0	0	3	0	0	0	0	0	0	0	0	0	0	0	0	0	0	0	0	78
	USAF	4	8	7	2	0	1	0	2	0	0	0	0	0	0	0	0	0	0	0	0	0	0	0	0	0	0	0	0	0	0	71	
	TOTAL	11	18	15	11	4	3	2	6	2	5	3	2	2	0	3	0	0	0	0	0	0	0	0	0	0	0	0	0	0	0	217	
ORTHODONTICS	ARMY	2	2	3	0	0	2	0	0	0	0	0	0	0	0	0	0	0	0	0	0	0	0	0	0	0	0	0	0	0	0	43	
	NAVY	0	0	1	1	0	0	0	0	0	1	0	0	0	0	0	0	0	0	0	0	0	0	0	0	0	0	0	0	0	0	10	
	USAF	3	2	2	0	0	0	1	0	0	1	0	0	0	0	0	0	0	0	0	0	0	0	0	0	0	0	0	0	0	0	34	
	TOTAL	5	4	6	1	0	2	1	0	0	2	0	0	0	0	0	0	0	0	0	0	0	0	0	0	0	0	0	0	0	0	87	
PEDODONTICS	ARMY	4	0	0	1	1	2	2	3	0	0	0	0	0	0	0	0	0	0	0	0	0	0	0	0	0	0	0	0	0	0	42	
	NAVY	0	0	0	0	0	0	0	0	0	0	0	0	0	0	0	0	0	0	0	0	0	0	0	0	0	0	0	0	0	8		
	USAF	1	0	1	0	0	0	0	0	0	0	0	0	0	0	0	0	0	0	0	0	0	0	0	0	0	0	0	0	0	14		
	TOTAL	5	0	1	1	1	2	2	3	0	0	0	0	0	0	0	0	0	0	0	0	0	0	0	0	0	0	0	0	0	0	64	
PERIODONTICS	ARMY	4	3	2	4	1	4	4	3	0	0	1	1	0	0	0	0	0	0	0	0	0	0	0	0	0	0	0	0	0	0	58	
	NAVY	3	0	2	1	0	1	1	0	2	1	1	1	2	1	0	0	0	0	0	0	0	0	0	0	0	0	0	0	0	0	54	
	USAF	3	3	7	1	2	2	1	2	0	2	2	1	1	0	0	0	0	0	0	0	0	0	0	0	0	0	0	0	0	0	77	
	TOTAL	10	6	11	6	3	7	6	5	2	3	3	3	4	1	0	0	0	0	0	0	0	0	0	0	0	0	0	0	0	0	189	

Prepared by: Washington Headquarters Services
Directorate for Information
Operations and Reports

**FORMAT 26: DENTIST DUTY SPECIALTIES BY YEARS OF SERVICE
FISCAL YEAR 1987**

SPECIALTY	TOTAL ACTIVE FEDERAL SERVICE BY YEAR OF SERVICE GROUPS																
	AT LEAST LESS THAN	1	2	3	4	5	6	7	8	9	10	11	12	13	14	15	16
PUBLIC HEALTH DENTISTRY	0	0	0	0	0	1	0	1	0	0	0	1	0	0	0	2	
ARMY	0	0	0	0	0	0	0	0	0	0	0	0	0	0	0	0	
NAVY	0	0	0	0	0	0	0	0	0	0	0	0	0	0	0	0	
USAF	0	0	0	0	0	0	0	0	0	0	0	0	0	0	0	0	
TOTAL	0	0	0	0	0	1	0	1	0	0	0	1	0	0	0	3	
PROSTHODONTICS	2	2	0	2	0	0	1	0	0	5	14	15	13	11	12	10	
ARMY	0	0	0	1	1	0	0	5	3	2	4	7	7	3	7	5	
NAVY	0	0	1	0	0	0	4	5	7	4	7	7	7	4	3	6	
USAF	0	0	0	0	0	0	0	0	0	0	0	0	0	0	0	0	
TOTAL	2	2	1	3	1	1	1	9	10	15	20	26	27	18	22	21	
COMPREHENSIVE/OPERATIVE DENTISTRY	8	7	8	7	9	11	13	31	17	20	14	13	13	11	16	6	
ARMY	0	1	0	0	0	0	0	3	4	5	3	3	4	10	7	3	
NAVY	0	0	1	0	0	0	0	0	0	0	1	1	1	1	0	0	
USAF	0	0	0	0	0	0	0	0	0	0	0	0	0	0	0	0	
TOTAL	8	8	9	7	9	11	13	34	21	25	18	17	18	22	23	9	
GENERAL DENTISTRY	72	78	80	81	83	64	71	62	23	28	14	17	7	9	5	6	
ARMY	57	187	249	70	67	79	51	27	30	28	22	31	24	12	19	37	
NAVY	26	128	109	72	65	77	33	67	67	62	38	35	31	27	33	25	
USAF	155	393	438	223	215	220	155	156	120	118	74	83	62	48	57	68	
TOTAL																	

Prepared by: Washington Headquarters Services
Directorate for Information
Operations and Reports

**FORMAT 26: DENTIST DUTY SPECIALTIES BY YEARS OF SERVICE
FISCAL YEAR 1987**

SPECIALTY	TOTAL ACTIVE FEDERAL SERVICE BY YEAR OF SERVICE GROUPS												TOTAL				
	AT LEAST ----- LESS THAN	16	17	18	19	20	21	22	23	24	25	26		27	28	29	30
PUBLIC HEALTH DENTISTRY	ARMY	0	0	0	0	0	0	0	0	0	0	1	0	0	0	0	7
	NAVY	2	1	1	1	0	0	0	1	1	0	0	0	0	0	0	11
	USAF	0	0	0	0	0	0	0	0	0	0	0	0	0	0	0	0
	TOTAL	2	1	1	1	0	0	0	1	1	1	1	1	0	0	0	18
PROSTHODONTICS	ARMY	12	13	6	6	7	5	3	3	2	4	6	1	2	1	2	160
	NAVY	7	6	6	5	2	3	2	3	2	2	0	3	0	1	0	86
	USAF	6	6	5	4	3	3	1	3	3	3	3	2	0	2	1	93
	TOTAL	25	25	17	15	12	11	6	9	9	7	9	9	6	2	4	339
COMPREHENSIVE/OPERATIVE DENTISTRY	ARMY	6	6	6	5	11	10	0	1	2	2	1	1	2	2	1	260
	NAVY	11	4	7	10	4	1	1	0	0	0	1	0	0	0	0	82
	USAF	0	2	0	0	1	0	0	0	0	0	0	0	0	0	0	8
	TOTAL	17	12	13	15	16	11	1	1	2	2	2	2	1	2	1	350
GENERAL DENTISTRY	ARMY	23	16	29	14	10	5	6	13	13	6	4	5	2	5	2	709
	NAVY	15	24	18	12	10	11	0	10	10	10	6	7	7	7	2	1143
	USAF	33	42	49	29	20	16	6	23	23	16	10	12	9	12	5	1044
	TOTAL	71	82	96	55	40	32	12	43	43	42	26	29	23	23	9	2896

Prepared by: Washington Headquarters Services
Directorate for Information Operations and Reports

**FORMAT 26: DENTIST DUTY SPECIALTIES BY YEARS OF SERVICE
FISCAL YEAR 1987**

SPECIALTY	TOTAL ACTIVE FEDERAL SERVICE BY YEAR OF SERVICE GROUPS															
	AT LEAST ----- LESS THAN	1	2	3	4	5	6	7	8	9	10	11	12	13	14	15
		1	2	3	4	5	6	7	8	9	10	11	12	13	14	15
ARMY	129	87	89	91	95	81	97	121	75	91	79	75	68	66	72	48
NAVY	59	190	234	78	80	99	68	56	58	67	47	52	58	41	48	73
USAF	75	129	114	79	75	107	51	105	98	104	69	69	61	50	50	46
TOTAL	263	406	455	248	250	287	216	282	231	262	195	196	187	157	170	167

Prepared by: Washington Headquarters Services
Directorate for Information
Operations and Reports

**FORMAT 26: DENTIST DUTY SPECIALTIES BY YEARS OF SERVICE
FISCAL YEAR 1987**

SPECIALTY	TOTAL ACTIVE FEDERAL SERVICE BY YEAR OF SERVICE GROUPS														TOTAL		
	16	17	18	19	20	21	22	23	24	25	26	27	28	29		30	30 +
	AT LEAST ----- LESS THAN	17	18	19	20	21	22	23	24	25	26	27	28	29		30	+
GRAND TOTALS	41	36	31	28	28	37	18	21	16	16	14	6	4	5	5	1670	
ARMY	56	42	55	42	25	22	16	28	25	23	16	13	7	11	3	1710	
NAVY	38	48	45	23	17	21	4	19	17	19	12	10	9	9	3	1576	
USAF	135	126	131	93	70	80	38	68	58	58	42	29	20	25	11	4956	
TOTAL																	

Prepared by: Washington Headquarters Services
Directorate for Information
Operations and Reports

**FORMAT 27: PAY GRADE DISTRIBUTION OF DENTISTS BY PRIMARY SPECIALTY
FISCAL YEAR 1987**

SPECIALTY	SERVICE	PAY GRADE								TOTAL
		O-3	O-4	O-5	O-6	O-7	O-8	O-9+		
ENDODONTICS	ARMY	0	7	26	27	0	0	0	0	60
	NAVY	0	10	22	20	0	0	0	0	52
	USAF	0	10	19	16	0	0	0	0	45
	TOTAL	0	27	67	63	0	0	0	0	157
ORAL PATHOLOGY/DIAGNOSIS	ARMY	1	1	3	14	0	0	0	0	19
	NAVY	1	6	8	15	0	0	0	0	30
	USAF	0	4	5	2	0	0	0	0	11
	TOTAL	2	11	16	31	0	0	0	0	60
ORAL MAXILLOFACIAL SURGERY	ARMY	0	12	28	34	1	0	0	0	75
	NAVY	2	25	24	32	1	0	0	0	84
	USAF	3	26	22	23	0	0	0	0	74
	TOTAL	5	63	74	89	2	0	0	0	233
ORTHODONTICS	ARMY	1	11	22	17	0	0	0	0	51
	NAVY	0	2	5	4	0	0	0	0	11
	USAF	2	14	9	9	0	0	0	0	34
	TOTAL	3	27	36	30	0	0	0	0	96

Prepared by Washington Headquarters Services
Directorate for Information
Operations and Reports

**FORMAT 27: PAY GRADE DISTRIBUTION OF DENTISTS BY PRIMARY SPECIALTY
FISCAL YEAR 1987**

SPECIALTY	SERVICE	PAY GRADE										TOTAL
		O-3	O-4	O-5	O-6	O-7	O-8	O-9 +				
PEDODONTICS	ARMY	0	14	16	18	0	0	0	0	0	48	
	NAVY	5	1	3	0	0	0	0	0	9		
	USAF	1	7	3	2	0	0	0	0	13		
	TOTAL	6	22	22	20	0	0	0	0	70		
PERIODONTICS	ARMY	0	8	21	35	1	0	0	0	65		
	NAVY	1	22	19	17	1	0	0	0	60		
	USAF	0	28	18	25	0	0	0	0	71		
	TOTAL	1	58	58	77	2	0	0	0	196		
PUBLIC HEALTH DENTISTRY	ARMY	0	1	0	5	0	0	0	0	6		
	NAVY	0	3	5	5	0	0	0	0	13		
	USAF	0	0	0	0	0	0	0	0	0		
	TOTAL	0	4	5	10	0	0	0	0	19		
PROSTHODONTICS	ARMY	2	14	50	72	0	1	0	0	139		
	NAVY	1	20	35	39	0	0	0	0	95		
	USAF	1	14	29	41	0	0	0	0	85		
	TOTAL	4	48	114	152	0	1	0	0	319		

Prepared by: Washington Headquarters Services
Directorate for Information
Operations and Reports

**FORMAT 27: PAY GRADE DISTRIBUTION OF DENTISTS BY PRIMARY SPECIALTY
FISCAL YEAR 1987**

SPECIALTY	SERVICE	PAY GRADE								TOTAL
		O-3	O-4	O-5	O-6	O-7	O-8	O-9+		
COMPREHENSIVE/OPERATIVE DENTISTRY	ARMY	0	49	111	90	0	0	0	0	250
	NAVY	1	22	37	27	0	0	0	0	87
	USAF	2	37	42	34	0	0	0	0	115
	TOTAL	3	108	190	151	0	0	0	0	452
GENERAL DENTISTRY	ARMY	546	366	45	0	0	0	0	0	957
	NAVY	775	263	140	90	1	0	0	0	1269
	USAF	531	374	113	109	1	0	0	0	1128
	TOTAL	1852	1003	298	199	2	0	0	0	3354
GRAND TOTALS	ARMY	550	483	322	312	2	1	0	0	1670
	NAVY	786	374	298	249	3	0	0	0	1710
	USAF	540	514	260	261	1	0	0	0	1576
	TOTAL	1876	1371	880	822	6	1	0	0	4956

Prepared by: Washington Headquarters Services
Directorate for Information
Operations and Reports

FORMAT 28: PAY GRADE DISTRIBUTION OF DENTISTS BY DUTY SPECIALTY - FY 1987

SPECIALTY	SERVICE	0-3	0-4	0-5	0-6	0-7	0-8	0-9+	TOTAL
GRADUATE DENTAL EDUCATION	ARMY	48	104	18	0	0	0	0	170
	NAVY	42	52	7	0	0	0	0	101
	USAF	67	73	17	1	0	0	0	158
	TOTAL	157	229	42	1	0	0	0	429
EXECUTIVE DENTISTRY	ARMY	0	0	13	71	2	1	0	87
	NAVY	0	1	4	58	3	0	0	66
	USAF	0	0	0	21	1	0	0	22
	TOTAL	0	1	17	150	6	1	0	175
ENDODONTICS	ARMY	0	14	19	18	0	0	0	51
	NAVY	0	10	22	13	0	0	0	45
	USAF	1	11	19	14	0	0	0	45
	TOTAL	1	35	60	45	0	0	0	141
ORAL PATHOLOGY/DIAGNOSIS	ARMY	1	0	6	8	0	0	0	15
	NAVY	1	6	8	11	0	0	0	26
	USAF	0	3	5	2	0	0	0	10
	TOTAL	2	9	19	21	0	0	0	51

Prepared by: Washington Headquarters Services
Directorate for Information
Operations and Reports

FORMAT 28: PAY GRADE DISTRIBUTION OF DENTISTS BY DUTY SPECIALTY - FY 1987

SPECIALTY	SERVICE	0 - 3	0 - 4	0 - 5	0 - 6	0 - 7	0 - 8	0 - 9+	TOTAL
ORAL MAXILLOFACIAL SURGERY	ARMY	0	15	26	27	0	0	0	68
	NAVY	2	26	24	26	0	0	0	78
	USAF	3	24	22	22	0	0	0	71
	TOTAL	5	65	72	75	0	0	0	217
ORTHODONTICS	ARMY	0	10	16	17	0	0	0	43
	NAVY	0	2	5	3	0	0	0	10
	USAF	2	16	9	7	0	0	0	34
	TOTAL	2	28	30	27	0	0	0	87
PEDODONTICS	ARMY	3	14	15	10	0	0	0	42
	NAVY	5	1	2	0	0	0	0	8
	USAF	1	8	3	2	0	0	0	14
	TOTAL	9	23	20	12	0	0	0	64
PERIODONTICS	ARMY	0	18	16	24	0	0	0	58
	NAVY	1	22	18	13	0	0	0	54
	USAF	3	31	19	24	0	0	0	77
	TOTAL	4	71	53	61	0	0	0	189

Prepared by: Washington Headquarters Services
 Directorate for Information
 Operations and Reports

FORMAT 28: PAY GRADE DISTRIBUTION OF DENTISTS BY DUTY SPECIALTY - FY 1987

SPECIALTY	SERVICE	0 - 3	0 - 4	0 - 5	0 - 6	0 - 7	0 - 8	0 - 9+	TOTAL
PUBLIC HEALTH DENTISTRY	ARMY	1	1	1	4	0	0	0	7
	NAVY	0	3	4	4	0	0	0	11
	USAF	0	0	0	0	0	0	0	0
	TOTAL	1	4	5	8	0	0	0	18
PROSTHODONTICS	ARMY	14	59	45	42	0	0	0	160
	NAVY	1	20	35	30	0	0	0	86
	USAF	1	21	30	41	0	0	0	93
	TOTAL	16	100	110	113	0	0	0	339
COMPREHENSIVE/OPERATIVE DENTISTRY	ARMY	33	59	107	61	0	0	0	260
	NAVY	1	22	37	22	0	0	0	82
	USAF	1	3	2	2	0	0	0	8
	TOTAL	35	84	146	85	0	0	0	350
GENERAL DENTISTRY	ARMY	450	189	40	30	0	0	0	709
	NAVY	733	209	132	69	0	0	0	1143
	USAF	461	324	134	125	0	0	0	1044
	TOTAL	1644	722	306	224	0	0	0	2896
GRAND TOTALS	ARMY	550	483	322	312	2	1	0	1670
	NAVY	786	374	298	249	3	0	0	1710
	USAF	540	514	260	261	1	0	0	1576
	TOTAL	1876	1371	880	822	6	1	0	4956

Prepared by: Washington Headquarters Services
Directorate for Information
Operations and Reports

**FORMAT 29: DENTISTS IN ADMINISTRATIVE AND MANAGEMENT POSITIONS
FISCAL YEAR 1987**

SPECIALTY	SERVICE	NUMBER OF DENTISTS
ENDODONTICS	ARMY	6
	NAVY	7
	USAF	1
	TOTAL	14
ORAL PATHOLOGY/DIAGNOSIS	ARMY	4
	NAVY	4
	USAF	1
	TOTAL	9
ORAL MAXILLOFACIAL SURGERY	ARMY	3
	NAVY	6
	USAF	0
	TOTAL	9
ORTHODONTICS	ARMY	4
	NAVY	1
	USAF	0
	TOTAL	5

Prepared by: Washington Headquarters Services
Directorate for Information
Operations and Reports

**FORMAT 29: DENTISTS IN ADMINISTRATIVE AND MANAGEMENT POSITIONS
FISCAL YEAR 1987**

SPECIALTY	SERVICE	NUMBER OF DENTISTS
PERIODONTICS	ARMY	3
	NAVY	1
	USAF	1
	TOTAL	5
PERIODONTICS	ARMY	4
	NAVY	6
	USAF	0
	TOTAL	10
PUBLIC HEALTH DENTISTRY	ARMY	1
	NAVY	2
	USAF	0
	TOTAL	3
PROSTHODONTICS	ARMY	22
	NAVY	9
	USAF	3
	TOTAL	34

Prepared by: Washington Headquarters Services
Directorate for Information
Operations and Reports

**FORMAT 29: DENTISTS IN ADMINISTRATIVE AND MANAGEMENT POSITIONS
FISCAL YEAR 1987**

SPECIALTY	SERVICE	NUMBER OF DENTISTS
COMPREHENSIVE/OPERATIVE DENTISTRY	ARMY	38
	NAVY	5
	USAF	3
	TOTAL	46
GENERAL DENTISTRY	ARMY	2
	NAVY	25
	USAF	12
	TOTAL	39
GRAND TOTALS	ARMY	87
	NAVY	66
	USAF	21
	TOTAL	174

Prepared by: Washington Headquarters Services
Directorate for Information
Operations and Reports

**FORMAT 30: DENTISTS IN NON-ADMINISTRATIVE AND NON-PATIENT CARE POSITIONS
FISCAL YEAR 1987**

SPECIALTY	SERVICE	NUMBER OF DENTISTS
ENDODONTICS	ARMY	2
	NAVY	1
	USAF	0
	TOTAL	3
ORAL PATHOLOGY/DIAGNOSIS	ARMY	3
	NAVY	1
	USAF	0
	TOTAL	4
ORAL MAXILLOFACIAL SURGERY	ARMY	2
	NAVY	1
	USAF	0
	TOTAL	3
ORTHODONTICS	ARMY	0
	NAVY	0
	USAF	0
	TOTAL	0

Prepared by: Washington Headquarters Services
Directorate for Information
Operations and Reports

**FORMAT 30: DENTISTS IN NON-ADMINISTRATIVE AND NON-PATIENT CARE POSITIONS
FISCAL YEAR 1987**

SPECIALTY	SERVICE	NUMBER OF DENTISTS
PERIODONTICS	ARMY	1
	NAVY	0
	USAF	0
	TOTAL	1
PERIODONTICS	ARMY	1
	NAVY	1
	USAF	0
	TOTAL	2
PUBLIC HEALTH DENTISTRY	ARMY	3
	NAVY	1
	USAF	0
	TOTAL	4
PROSTHODONTICS	ARMY	4
	NAVY	0
	USAF	1
	TOTAL	5

Prepared by: Washington Headquarters Services
Directorate for Information
Operations and Reports

**FORMAT 30: DENTISTS IN NON-ADMINISTRATIVE AND NON-PATIENT CARE POSITIONS
FISCAL YEAR 1987**

SPECIALTY	SERVICE	NUMBER OF DENTISTS
COMPREHENSIVE/OPERATIVE DENTISTRY	ARMY	13
	NAVY	2
	USAF	3
	TOTAL	18
GENERAL DENTISTRY	ARMY	0
	NAVY	6
	USAF	10
	TOTAL	16
GRAND TOTALS	ARMY	29
	NAVY	13
	USAF	14
	TOTAL	56

Prepared by: Washington Headquarters Services
Directorate for Information
Operations and Reports

**FORMAT 31: YEAR OF SERVICE GROUP DISTRIBUTION FOR SELECTED HEALTH PROFESSIONS
BY PRIMARY SPECIALTY - FISCAL YEAR 1987**

DISCIPLINE	TOTAL ACTIVE FEDERAL SERVICE BY YEAR OF SERVICE GROUPS															
	AT LEAST ----- LESS THAN	1	2	3	4	5	6	7	8	9	10	11	12	13	14	15
OPTOMETRIST	-															
	1															
	2															
	3															
PHARMACIST	4	8	6	18	10	7	10	5	8	5	9	3	5	7	6	7
	12	26	6	6	7	5	9	2	6	2	4	1	6	1	5	6
	11	29	25	5	9	14	14	7	6	5	5	4	7	6	4	3
	27	63	37	29	26	26	33	14	20	12	18	8	18	14	15	16
PODIATRIST	2	17	9	11	12	11	18	12	15	9	7	9	10	3	8	11
	3	13	10	8	5	7	4	4	7	3	5	7	4	3	4	6
	16	14	14	2	8	6	5	3	9	14	5	4	8	9	9	4
	21	44	33	21	25	24	27	19	31	26	17	20	22	15	21	21
PSYCHOLOGIST	0	10	6	7	0	3	0	1	2	0	1	0	2	0	0	0
	2	6	2	0	2	0	2	0	1	0	0	0	1	1	0	2
	2	2	4	2	3	3	1	2	0	1	0	1	5	1	1	0
	4	18	12	9	5	6	3	3	3	1	1	1	8	2	1	2
PSYCHOLOGIST	0	34	14	12	11	3	9	7	6	6	5	5	4	4	5	6
	27	30	9	10	6	8	4	5	5	4	9	3	4	2	4	6
	30	22	14	12	8	9	7	6	6	4	8	3	5	5	8	7
	57	86	37	34	25	20	20	18	17	14	22	11	13	11	17	19

Prepared by: Washington Headquarters Services
Directorate for Information
Operations and Reports

**FORMAT 31: YEAR OF SERVICE GROUP DISTRIBUTION FOR SELECTED HEALTH PROFESSIONS
BY PRIMARY SPECIALTY - FISCAL YEAR 1987**

SPECIALTY	TOTAL ACTIVE FEDERAL SERVICE BY YEAR OF SERVICE GROUPS																														TOTAL
	AT LEAST ----- LESS THAN	16 17	17 18	18 19	19 20	20 21	21 22	22 23	23 24	24 25	25 26	26 27	27 28	28 29	29 30	30 +															
OPTOMETRIST	ARMY	4	4	1	7	4	4	0	1	1	1	0	1	1	1	0	0	148													
	NAVY	2	6	4	2	4	0	0	0	0	0	1	0	1	0	0	0	124													
	USAF	8	7	7	3	1	3	2	0	1	2	1	0	1	0	0	0	190													
	TOTAL	14	17	12	12	9	7	2	1	2	3	2	1	3	1	0	0	462													
PHARMACIST	ARMY	11	11	10	3	5	1	4	3	0	2	0	1	1	0	0	0	216													
	NAVY	9	7	4	12	5	1	2	1	1	0	0	0	1	0	0	0	136													
	USAF	15	10	12	8	2	1	0	1	0	0	0	0	0	0	0	0	179													
	TOTAL	35	28	26	23	12	3	6	5	1	2	0	1	2	0	0	0	531													
PODIATRIST	ARMY	0	1	1	1	0	0	0	0	0	1	1	1	0	0	0	0	38													
	NAVY	0	0	0	2	1	0	0	0	0	0	0	0	0	0	0	0	22													
	USAF	1	1	0	0	0	0	0	0	0	0	0	0	0	0	0	0	30													
	TOTAL	1	2	1	3	1	0	0	0	0	1	1	1	0	0	0	0	90													
PSYCHOLOGIST	ARMY	10	9	11	6	4	2	0	1	0	1	0	0	1	0	0	0	176													
	NAVY	4	5	4	2	4	0	2	0	0	0	0	0	0	0	0	0	157													
	USAF	8	6	0	5	2	3	1	0	0	0	1	0	0	0	0	0	180													
	TOTAL	22	20	15	13	10	5	3	1	1	1	1	0	1	0	0	0	513													

Prepared by Washington Headquarters Services
Directorate for Information
Operations and Reports

**FORMAT 31: YEAR OF SERVICE GROUP DISTRIBUTION FOR SELECTED HEALTH PROFESSIONS
BY PRIMARY SPECIALTY - FISCAL YEAR 1987**

DISCIPLINE	TOTAL ACTIVE FEDERAL SERVICE BY YEAR OF SERVICE GROUPS																
	AT LEAST LESS THAN	1	2	3	4	5	6	7	8	9	10	11	12	13	14	15	16
VETERINARIAN	0	71	34	17	17	20	26	27	18	16	21	12	12	7	9	15	
	0	0	0	0	0	0	0	0	0	0	0	0	0	0	0	0	0
	0	0	0	0	0	0	0	0	0	0	2	1	3	0	3	3	3
	0	71	34	17	17	20	26	27	18	16	23	13	15	7	12	18	
NURSE ANESTHETIST	0	6	3	2	0	6	8	13	11	15	8	16	29	11	20	21	
	1	0	1	1	1	0	2	5	8	8	6	4	7	7	7	5	
	3	5	11	12	8	12	10	16	11	24	11	12	16	16	11	18	
	4	11	15	15	9	18	20	34	30	47	25	32	52	34	38	44	
NURSE MIDWIFE	0	0	1	0	0	0	0	0	1	5	1	2	2	3	3	2	
	0	0	0	0	0	0	0	1	0	0	0	0	0	0	0	1	
	0	0	0	0	1	1	3	0	4	2	5	1	4	1	2	4	
	0	0	1	0	1	1	3	1	5	7	6	3	6	4	5	7	
NURSE PRACTITIONER	0	0	2	6	10	16	12	13	16	33	19	19	20	29	22	14	
	1	0	3	0	3	2	4	1	0	0	2	2	2	3	2	5	
	3	1	1	2	2	11	2	10	12	14	19	10	13	15	13	22	
	4	1	6	8	15	29	18	24	28	47	40	31	35	47	37	41	

Prepared by Washington Headquarters Services
Directorate for Information
Operations and Reports

**FORMAT 31: YEAR OF SERVICE GROUP DISTRIBUTION FOR SELECTED HEALTH PROFESSIONS
BY PRIMARY SPECIALTY - FISCAL YEAR 1987**

SPECIALTY	TOTAL ACTIVE FEDERAL SERVICE BY YEAR OF SERVICE GROUPS														TOTAL			
	AT LEAST -- LESS THAN	16	17	18	19	20	21	22	23	24	25	26	27	28		29	30	+
VETERINARIAN	ARMY	15	15	15	12	15	14	8	5	6	6	6	5	2	2	1	0	443
	NAVY	0	0	0	0	0	0	0	0	0	0	0	0	0	0	0	0	0
	USAF	0	2	2	1	2	1	0	0	0	0	0	0	0	0	0	0	20
	TOTAL	15	17	17	13	17	15	8	5	6	6	6	5	2	2	1	0	463
NURSE ANESTHETIST	ARMY	15	9	13	7	10	10	1	7	2	2	0	1	1	1	0	0	246
	NAVY	9	13	13	8	3	5	0	0	0	0	1	1	0	0	0	0	116
	USAF	18	9	9	15	2	1	0	0	1	0	0	0	0	0	0	0	251
	TOTAL	42	31	35	30	15	16	1	7	3	3	1	2	1	1	0	0	613
NURSE MIDWIFE	ARMY	1	3	1	1	0	1	0	0	0	0	1	0	0	0	0	0	28
	NAVY	0	1	1	2	0	0	0	0	0	0	0	0	0	0	0	0	6
	USAF	2	1	1	4	0	2	1	0	0	0	0	0	0	0	0	0	39
	TOTAL	3	5	3	7	0	3	1	0	0	0	1	0	0	0	0	0	73
NURSE PRACTITIONER	ARMY	15	8	15	7	0	2	6	0	1	2	1	1	0	0	0	0	288
	NAVY	3	8	1	5	2	4	1	1	1	0	0	0	1	0	1	0	58
	USAF	16	23	21	26	7	8	0	0	0	0	1	1	2	0	0	0	255
	TOTAL	34	39	37	38	9	14	7	1	2	2	3	2	3	0	1	0	601

Prepared by: Washington Headquarters Services
Directorate for Information
Operations and Reports

**FORMAT 31: YEAR OF SERVICE GROUP DISTRIBUTION FOR SELECTED HEALTH PROFESSIONS
BY PRIMARY SPECIALTY - FISCAL YEAR 1987**

DISCIPLINE	TOTAL ACTIVE FEDERAL SERVICE BY YEAR OF SERVICE GROUPS																
	AT LEAST ----- LESS THAN	1	2	3	4	5	6	7	8	9	10	11	12	13	14	15	16
OPERATING ROOM NURSE	-																
	1	0	24	36	35	19	31	27	27	14	24	11	12	14	14	12	8
		7	10	8	4	14	12	5	14	16	9	17	6	9	11	6	20
		43	32	30	21	15	23	21	23	22	27	13	8	11	8	5	10
	50	66	74	60	48	66	53	64	52	60	46	25	32	33	23	38	
ALL OTHER NURSES	469	472	365	280	175	145	140	151	145	135	117	98	117	107	102	117	
	291	347	231	72	187	124	99	102	140	102	118	85	65	97	82	106	
	514	507	510	348	259	334	220	237	184	202	128	129	106	101	70	111	
	1274	1326	1106	700	621	603	459	490	469	439	363	312	288	305	254	334	
PHYSICIAN ASSISTANT	0	2	3	2	1	7	8	4	3	10	20	31	24	39	60	62	
	0	0	0	0	0	0	0	2	1	2	2	4	11	7	9	13	
	1	0	0	0	3	0	4	13	12	14	22	34	17	26	33	23	
	1	2	3	2	4	7	12	19	16	26	44	69	52	72	102	98	
GRAND TOTALS	475	644	479	390	255	249	258	260	239	258	224	206	237	224	247	263	
	344	432	270	101	225	158	129	136	184	130	163	112	109	132	119	170	
	623	612	609	404	316	413	287	317	266	307	218	207	195	188	159	205	
	1442	1688	1358	895	796	820	674	713	689	695	605	525	541	544	525	638	

Prepared by: Washington Headquarters Services
Directorate for Information
Operations and Reports

**FORMAT 31: YEAR OF SERVICE GROUP DISTRIBUTION FOR SELECTED HEALTH PROFESSIONS
BY PRIMARY SPECIALTY - FISCAL YEAR 1987**

SPECIALTY	TOTAL ACTIVE FEDERAL SERVICE BY YEAR OF SERVICE GROUPS																														TOTAL
	AT LEAST ----- LESS THAN	16	17	18	19	20	21	22	23	24	25	26	27	28	29	30	+														
OPERATING ROOM NURSE		3	12	7	8	10	5	3	0	1	2	1	0	0	0	0	0	362													
	ARMY																	0													
	NAVY	9	13	12	6	7	3	1	2	0	0	0	1	0	0	0	0	222													
	USAF	12	10	10	3	3	1	0	0	1	0	1	0	0	0	0	0	353													
	TOTAL	24	35	29	17	20	9	4	2	2	2	2	1	0	0	0	0	937													
ALL OTHER NURSES		113	99	95	84	25	21	15	15	7	6	5	4	0	1	1	1	3626													
	ARMY																	0													
	NAVY	92	94	72	56	27	34	21	17	9	10	6	7	3	5	1	1	2702													
	USAF	88	60	41	51	31	27	8	9	5	16	5	3	2	1	0	0	4307													
	TOTAL	293	253	208	191	83	82	44	41	21	32	16	14	5	7	2	2	10635													
PHYSICIAN ASSISTANT		44	46	38	46	0	24	17	12	4	8	9	5	0	2	0	0	531													
	ARMY																	0													
	NAVY	22	39	44	43	11	18	8	5	5	1	6	3	2	1	0	0	259													
	USAF	35	30	36	27	24	22	8	12	19	11	11	11	8	5	9	9	470													
	TOTAL	101	115	118	116	35	64	33	29	28	20	26	19	10	8	9	9	1260													
GRAND TOTALS		231	217	207	182	73	84	54	44	22	30	23	15	6	5	1	1	6102													
	ARMY																	0													
	NAVY	150	186	155	138	64	65	35	26	16	12	14	12	7	7	1	1	3802													
	USAF	203	159	139	143	74	69	20	22	27	30	20	16	11	6	9	6	6274													
	TOTAL	584	562	501	463	211	218	109	92	65	72	57	43	24	18	11	11	16178													

Prepared by: Washington Headquarters Services
Directorate for Information
Operations and Reports

**FORMAT 32: HEALTH MANPOWER REQUIREMENTS, AUTHORIZATIONS, AND
END STRENGTHS - SELECTED HEALTH PROFESSIONALS
FISCAL YEAR 1987**

MEDICAL SPECIALTY	SERVICE	SERVICE REQUIREMENT	BUDGET AUTHORIZATION	END STRENGTH	
				DUTY	PRIMARY
AUDIOLOGIST	ARMY	84	66	52	68
	NAVY	9	13	12	12
	USAF	12	22	27	27
	TOTAL	105	101	91	107
BIOCHEMIST	ARMY	128	97	72	77
	NAVY	72	35	36	42
	USAF	0	22	23	20
	TOTAL	200	154	131	139
BIOENVIRONMENTAL ENGINEER	ARMY	0	0	0	0
	NAVY	0	0	0	0
	USAF	388	349	346	348
	TOTAL	388	349	346	348
BIOMEDICAL/MEDICAL SCIENTIST	ARMY	0	0	0	0
	NAVY	0	0	0	0
	USAF	52	54	69	38
	TOTAL	52	54	69	38

Prepared by: Washington Headquarters Services
Directorate for Information
Operations and Reports

**FORMAT 32: HEALTH MANPOWER REQUIREMENTS, AUTHORIZATIONS, AND
END STRENGTHS - SELECTED HEALTH PROFESSIONALS
FISCAL YEAR 1987**

MEDICAL SPECIALTY	SERVICE	SERVICE REQUIREMENT	BUDGET AUTHORIZATION	END STRENGTH	
				DUTY	PRIMARY
CLINICAL LAB OFFICER/MEDICAL TECH	ARMY	130	92	92	112
	NAVY	67	85	81	87
	USAF	221	170	161	170
	TOTAL	418	347	334	369
ENTOMOLOGIST	ARMY	106	68	72	75
	NAVY	38	30	30	36
	USAF	14	12	12	13
	TOTAL	158	110	114	124
ENVIRONMENTAL SCIENCE OFFICER	ARMY	157	135	120	136
	NAVY	124	88	82	94
	USAF	147	112	106	109
	TOTAL	428	335	308	339
HEALTH PHYSICIST	ARMY	0	0	0	0
	NAVY	0	0	0	0
	USAF	30	34	31	28
	TOTAL	30	34	31	28

Prepared by: Washington Headquarters Services
Directorate for Information
Operations and Reports

**FORMAT 32: HEALTH MANPOWER REQUIREMENTS, AUTHORIZATIONS, AND
END STRENGTHS - SELECTED HEALTH PROFESSIONALS
FISCAL YEAR 1987**

MEDICAL SPECIALTY	SERVICE	SERVICE REQUIREMENT	BUDGET AUTHORIZATION	END STRENGTH	
				DUTY	PRIMARY
IMMUNOLOGIST	ARMY	35	23	18	25
	NAVY	0	0	0	0
	USAF	0	0	0	0
	TOTAL	35	23	18	25
INDUSTRIAL HYGIENE OFFICER	ARMY	0	0	0	0
	NAVY	89	120	96	103
	USAF	0	0	0	0
	TOTAL	89	120	96	103
MICROBIOLOGIST	ARMY	72	45	92	47
	NAVY	72	44	45	52
	USAF	0	14	16	18
	TOTAL	144	103	153	117
NUCLEAR MEDICAL SCIENCE OFFICER	ARMY	94	83	56	66
	NAVY	0	0	0	0
	USAF	0	0	0	0
	TOTAL	94	83	56	66

Prepared by: Washington Headquarters Services
Directorate for Information
Operations and Reports

**FORMAT 32: HEALTH MANPOWER REQUIREMENTS, AUTHORIZATIONS, AND
END STRENGTHS - SELECTED HEALTH PROFESSIONALS
FISCAL YEAR 1987**

MEDICAL SPECIALTY	SERVICE	SERVICE REQUIREMENT	BUDGET AUTHORIZATION	END STRENGTH	
				DUTY	PRIMARY
OPTOMETRIST	ARMY	259	195	164	148
	NAVY	96	141	123	124
	USAF	213	192	185	190
	TOTAL	568	528	472	462
PARASITOLOGIST	ARMY	22	13	13	11
	NAVY	0	0	0	0
	USAF	0	0	0	0
	TOTAL	22	13	13	11
PHARMACIST	ARMY	434	225	191	216
	NAVY	111	152	133	136
	USAF	220	192	177	179
	TOTAL	765	569	501	531
PHYSIOLOGIST	ARMY	38	21	23	22
	NAVY	97	86	11	13
	USAF	75	72	73	75
	TOTAL	210	179	107	110

Prepared by: Washington Headquarters Services
Directorate for Information
Operations and Reports

**FORMAT 32: HEALTH MANPOWER REQUIREMENTS, AUTHORIZATIONS, AND
END STRENGTHS - SELECTED HEALTH PROFESSIONALS
FISCAL YEAR 1987**

MEDICAL SPECIALTY	SERVICE	SERVICE REQUIREMENT	BUDGET AUTHORIZATION	END STRENGTH	
				DUTY	PRIMARY
PODIATRIST	ARMY	54	44	34	38
	NAVY	41	22	22	22
	USAF	11	31	30	30
	TOTAL	106	97	86	90
PSYCHOLOGIST	ARMY	215	155	163	176
	NAVY	136	140	144	157
	USAF	165	173	177	180
	TOTAL	516	468	484	513
RADIATION HEALTH OFFICER	ARMY	0	0	0	0
	NAVY	31	45	56	62
	USAF	0	0	0	0
	TOTAL	31	45	56	62
RADIATION SPECIALIST	ARMY	0	0	0	0
	NAVY	19	31	17	18
	USAF	0	0	0	0
	TOTAL	19	31	17	18

Prepared by: Washington Headquarters Services
Directorate for Information
Operations and Reports

**FORMAT 32: HEALTH MANPOWER REQUIREMENTS, AUTHORIZATIONS, AND
END STRENGTHS - SELECTED HEALTH PROFESSIONALS
FISCAL YEAR 1987**

MEDICAL SPECIALTY	SERVICE	SERVICE REQUIREMENT	BUDGET AUTHORIZATION	END STRENGTH	
				DUTY	PRIMARY
SANITARY ENGINEER	ARMY	123	101	86	95
	NAVY	0	0	0	0
	USAF	0	0	0	0
	TOTAL	123	101	86	95
SOCIAL WORK OFFICER	ARMY	297	221	193	206
	NAVY	5	18	17	18
	USAF	150	203	200	204
	TOTAL	452	442	410	428
SPEECH SPECIALIST	ARMY	0	0	0	0
	NAVY	0	0	0	0
	USAF	0	5	3	4
	TOTAL	0	5	3	4
DIETITIAN	ARMY	227	177	179	181
	NAVY	18	51	43	46
	USAF	100	84	79	79
	TOTAL	345	312	301	306

Prepared by: Washington Headquarters Services
Directorate for Information
Operations and Reports

**FORMAT 32: HEALTH MANPOWER REQUIREMENTS, AUTHORIZATIONS, AND
END STRENGTHS - SELECTED HEALTH PROFESSIONALS
FISCAL YEAR 1987**

MEDICAL SPECIALTY	SERVICE	SERVICE REQUIREMENT	BUDGET AUTHORIZATION	END STRENGTH	
				DUTY	PRIMARY
OCCUPATIONAL THERAPIST	ARMY	112	93	91	91
	NAVY	3	4	6	8
	USAF	40	35	32	32
	TOTAL	155	132	129	131
PHYSICAL THERAPIST	ARMY	228	202	199	197
	NAVY	34	75	74	74
	USAF	150	137	131	132
	TOTAL	412	414	404	403
VETERINARIAN	ARMY	542	442	443	443
	NAVY	0	0	0	0
	USAF	0	22	18	20
	TOTAL	542	464	461	463
HEALTH CARE ADMINISTRATOR	ARMY	3524	3156	3313	3236
	NAVY	1255	1470	1407	1331
	USAF	1270	1267	1255	1255
	TOTAL	6049	5893	5975	5822

Prepared by: Washington Headquarters Services
Directorate for Information
Operations and Reports

**FORMAT 32: HEALTH MANPOWER REQUIREMENTS, AUTHORIZATIONS, AND
END STRENGTHS - SELECTED HEALTH PROFESSIONALS
FISCAL YEAR 1987**

MEDICAL SPECIALTY	SERVICE	SERVICE REQUIREMENT	BUDGET AUTHORIZATION	END STRENGTH	
				DUTY	PRIMARY
NURSING SERVICE ADMINISTRATOR	ARMY	332	234	214	298
	NAVY	31	73	83	124
	USAF	276	296	278	266
	TOTAL	639	603	575	688
NURSE ANESTHETIST	ARMY	749	273	250	246
	NAVY	237	134	116	116
	USAF	374	351	282	251
	TOTAL	1360	758	648	613
OPERATING ROOM NURSE	ARMY	768	372	316	362
	NAVY	352	244	222	222
	USAF	398	342	347	353
	TOTAL	1518	958	885	937
PEDIATRIC NURSE PRACTITIONER	ARMY	1	38	35	66
	NAVY	0	23	18	18
	USAF	113	102	101	99
	TOTAL	114	163	154	183

Prepared by: Washington Headquarters Services
Directorate for Information
Operations and Reports

**FORMAT 32: HEALTH MANPOWER REQUIREMENTS, AUTHORIZATIONS, AND
END STRENGTHS - SELECTED HEALTH PROFESSIONALS
FISCAL YEAR 1987**

MEDICAL SPECIALTY	SERVICE	SERVICE REQUIREMENT	BUDGET AUTHORIZATION	END STRENGTH	
				DUTY	PRIMARY
FAMILY NURSE PRACTITIONER	ARMY	0	0	0	0
	NAVY	0	35	27	27
	USAF	0	0	0	0
	TOTAL	0	35	27	27
OB/GYN NURGE PRACTITIONER	ARMY	9	28	35	57
	NAVY	0	21	12	12
	USAF	135	114	123	118
	TOTAL	144	163	170	187
PRIMARY CARE NURSE PRACTITIONER	ARMY	69	47	51	165
	NAVY	26	12	1	1
	USAF	56	51	34	38
	TOTAL	151	110	86	204
NURSE MIDWIFE	ARMY	0	9	18	28
	NAVY	0	4	6	6
	USAF	59	59	50	39
	TOTAL	59	72	74	73

Prepared by: Washington Headquarters Services
Directorate for Information
Operations and Reports

**FORMAT 32: HEALTH MANPOWER REQUIREMENTS, AUTHORIZATIONS, AND
END STRENGTHS - SELECTED HEALTH PROFESSIONALS
FISCAL YEAR 1987**

MEDICAL SPECIALTY	SERVICE	SERVICE REQUIREMENT	BUDGET AUTHORIZATION	END STRENGTH	
				DUTY	PRIMARY
FLIGHT NURSE	ARMY	0	0	0	0
	NAVY	0	1	1	1
	USAF	168	162	174	95
	TOTAL	168	163	175	96
NURSING EDUCATION	ARMY	0	0	0	0
	NAVY	59	118	107	92
	USAF	0	69	74	91
	TOTAL	59	187	181	183
ALL OTHER NURSES	ARMY	5439	3574	3631	3328
	NAVY	2487	2781	2511	2485
	USAF	4718	3737	3742	3855
	TOTAL	12694	10092	9884	9668
PHYSICIAN ASSISTANT	ARMY	694	532	531	531
	NAVY	54	300	259	259
	USAF	456	463	470	470
	TOTAL	1204	1295	1260	1260

Prepared by: Washington Headquarters Services
Directorate for Information
Operations and Reports

**FORMAT 32: HEALTH MANPOWER REQUIREMENTS, AUTHORIZATIONS, AND
END STRENGTHS - SELECTED HEALTH PROFESSIONALS
FISCAL YEAR 1987**

MEDICAL SPECIALTY	SERVICE	SERVICE REQUIREMENT	BUDGET AUTHORIZATION	END STRENGTH	
				DUTY	PRIMARY
USUHS (STUDENTS)	ARMY	0	240	239	239
	NAVY	0	193	185	185
	USAF	0	192	194	194
	TOTAL	0	625	618	618

Prepared by: Washington Headquarters Services
Directorate for Information
Operations and Reports

**FORMAT 33: ENLISTED HEALTH PERSONNEL
FISCAL YEAR 1987**

CATEGORY	SERVICE	REQUIRED	AUTHORIZED	ASSIGNED
MEDICAL CARE & TREATMENT, GEN.	ARMY	28099	28065	28209
	NAVY	17449	18609	19642
	USAF	10058	9610	9669
	TOTAL	55606	56284	57520
SURGERY	ARMY	2312	1803	1932
	NAVY	1653	1177	970
	USAF	1219	1044	1018
	TOTAL	5184	4024	3920
BEHAVIORAL SCIENCES	ARMY	1508	1137	1258
	NAVY	202	371	317
	USAF	559	593	565
	TOTAL	2269	2101	2140
THERAPY	ARMY	416	348	363
	NAVY	281	196	215
	USAF	410	407	384
	TOTAL	1107	951	962

Prepared by Washington Headquarters Services
Directorate for Information
Operations and Reports

**FORMAT 33: ENLISTED HEALTH PERSONNEL
FISCAL YEAR 1987**

CATEGORY	SERVICE	REQUIRED	AUTHORIZED	ASSIGNED
ORTHOPEDIC	ARMY	441	376	400
	NAVY	190	129	129
	USAF	185	134	125
	TOTAL	816	639	654
AEROSPACE & UNDERSEAS MEDICINE	ARMY	0	0	0
	NAVY	954	618	665
	USAF	1095	1045	1028
	TOTAL	2049	1663	1693
BIOMEDICAL LABORATORY SERVICES	ARMY	3188	2337	2699
	NAVY	1636	1812	1532
	USAF	1755	1817	1751
	TOTAL	6579	5966	5982
PHARMACY	ARMY	1222	953	986
	NAVY	960	929	750
	USAF	950	913	877
	TOTAL	3132	2795	2613

Prepared by: Washington Headquarters Services
Directorate for Information
Operations and Reports

**FORMAT 33: ENLISTED HEALTH PERSONNEL
FISCAL YEAR 1987**

CATEGORY	SERVICE	REQUIRED	AUTHORIZED	ASSIGNED
RADIOLOGY	ARMY	1383	1111	1377
	NAVY	996	1063	1023
	USAF	1158	1014	1074
	TOTAL	3537	3188	3474
VETERINARY MEDICINE	ARMY	1931	1624	1739
	NAVY	0	0	0
	USAF	0	0	0
	TOTAL	1931	1624	1739
ENVIRONMENTAL HEALTH SERVICES	ARMY	837	748	793
	NAVY	647	617	591
	USAF	1705	1590	1585
	TOTAL	3189	2955	2969
OPHTHALMOLOGY/OPTOMETRY	ARMY	551	468	520
	NAVY	178	363	314
	USAF	322	280	261
	TOTAL	1051	1111	1095

Prepared by: Washington Headquarters Services
Directorate for Information
Operations and Reports

**FORMAT 33: ENLISTED HEALTH PERSONNEL
FISCAL YEAR 1987**

CATEGORY	SERVICE	REQUIRED	AUTHORIZED	ASSIGNED
PHYSIOLOGY	ARMY	69	57	57
	NAVY	111	119	80
	USAF	562	481	500
	TOTAL	742	657	637
DIET THERAPY	ARMY	1011	891	822
	NAVY	0	0	0
	USAF	736	692	704
	TOTAL	1747	1583	1526
BIOMED EQUIP REPAIR & MAINT	ARMY	800	678	771
	NAVY	293	381	374
	USAF	866	585	581
	TOTAL	1959	1644	1726
OTHER BIOMED SCIENCE & ALLIED	ARMY	0	0	0
	NAVY	14	43	37
	USAF	117	378	345
	TOTAL	131	421	382

Prepared by: Washington Headquarters Services
Directorate for Information
Operations and Reports

**FORMAT 33: ENLISTED HEALTH PERSONNEL
FISCAL YEAR 1987**

CATEGORY	SERVICE	REQUIRED	AUTHORIZED	ASSIGNED
MEDICAL ADMIN & LOGISTICS	ARMY	4402	4394	3514
	NAVY	73	0	0
	USAF	5896	5207	5272
	TOTAL	10371	9601	8786
TOTAL MEDICAL ENLISTED	ARMY	48170	44990	45440
	NAVY	25637	26427	26639
	USAF	27593	25790	25739
	TOTAL	101400	97207	97818
DENTAL CARE - GENERAL	ARMY	2658	2225	2253
	NAVY	3167	2822	3290
	USAF	3274	2981	3029
	TOTAL	9099	8028	8572
DENTAL LABORATORY	ARMY	510	396	405
	NAVY	375	485	448
	USAF	657	645	647
	TOTAL	1542	1526	1500

Prepared by: Washington Headquarters Services
Directorate for Information
Operations and Reports

**FORMAT 33: ENLISTED HEALTH PERSONNEL
FISCAL YEAR 1987**

CATEGORY	SERVICE	REQUIRED	AUTHORIZED	ASSIGNED
TOTAL DENTAL ENLISTED	ARMY	3168	2621	2658
	NAVY	3542	3307	3738
	USAF	3931	3626	3676
	TOTAL	10641	9554	10072
NON-MEDICAL ENLISTED PERSONNEL	ARMY	1781	1456	2397
	NAVY	2691	3373	3250
	USAF	863	863	861
	TOTAL	5335	5692	6508
TOTAL ENLISTED PERSONNEL	ARMY	53119	49067	50495
	NAVY	31870	33107	33627
	USAF	32387	30279	30276
	TOTAL	117376	112453	114398

Prepared by: Washington Headquarters Services
Directorate for Information
Operations and Reports

**FORMAT 34: U.S. CIVILIAN HEALTH CARE PERSONNEL STRENGTH
FISCAL YEAR 1987**

DISCIPLINE	SERVICE	NUMBER OF PERSONNEL					
		FULL TIME		PART TIME		TOTAL	
		NO.	FTE	NO.	FTE	NO.	FTE
PHYSICIAN	ARMY	510.0	138.8	158.0	138.8	668.0	348.8
	NAVY	99.0	*	5.0	*	104.0	*
	USAF	100.0	15.6	26.0	15.6	126.0	115.6
	TOTAL	709.0	154.4	189.0	154.4	898.0	863.4
DENTIST	ARMY	39.0	0.8	3.0	0.8	42.0	39.8
	NAVY	0.0	*	0.0	*	0.0	*
	USAF	2.0	0.0	0.0	0.0	2.0	2.0
	TOTAL	41.0	0.8	3.0	0.8	44.0	41.8
REGISTERED NURSE	ARMY	2361.0	145.4	213.0	145.4	2574.0	2106.4
	NAVY	800.0	*	37.0	*	837.0	*
	USAF	549.0	20.8	35.0	20.8	584.0	569.8
	TOTAL	3710.0	166.2	285.0	166.2	3995.0	3876.2
OPTOMETRIST	ARMY	13.0	0.0	0.0	0.0	13.0	13.0
	NAVY	10.0	*	0.0	*	10.0	*
	USAF	4.0	1.7	2.0	1.7	6.0	5.7
	TOTAL	27.0	1.7	2.0	1.7	29.0	28.7

* NOTE: Navy unable to provide FTE for part time employees.

Prepared by: Washington Headquarters Services
Directorate for Information Operations and Reports

**FORMAT 34: U.S. CIVILIAN HEALTH CARE PERSONNEL STRENGTH
FISCAL YEAR 1987**

DISCIPLINE	SERVICE	NUMBER OF PERSONNEL					
		FULL TIME		PART TIME		TOTAL	
		NO.	FTE	NO.	FTE	NO.	FTE
PHARMACIST	ARMY	319.0	15.8	24.0	15.8	343.0	334.8
	NAVY	48.0	*	0.0	*	48.0	*
	USAF	18.0	0.0	0.0	0.0	18.0	18.0
	TOTAL	385.0	15.8	24.0	15.8	409.0	400.8
PODIATRIST	ARMY	7.0	1.0	1.0	1.0	8.0	8.0
	NAVY	0.0	*	0.0	*	0.0	*
	USAF	1.0	0.0	0.0	0.0	1.0	1.0
	TOTAL	8.0	1.0	1.0	1.0	9.0	9.0
PSYCHOLOGIST	ARMY	86.0	1.0	2.0	1.0	88.0	87.0
	NAVY	337.0	*	12.0	*	349.0	*
	USAF	10.0	0.0	0.0	0.0	10.0	10.0
	TOTAL	433.0	1.0	14.0	1.0	447.0	434.0
VETERINARIAN	ARMY	5.0	0.0	0.0	0.0	5.0	5.0
	NAVY	0.0	*	0.0	*	0.0	*
	USAF	4.0	0.0	0.0	0.0	4.0	4.0
	TOTAL	9.0	0.0	0.0	0.0	9.0	9.0

* NOTE: Navy unable to provide FTE for part time employees.

Prepared by: Washington Headquarters Services
Directorate for Information
Operations and Reports

**FORMAT 34: U.S. CIVILIAN HEALTH CARE PERSONNEL STRENGTH
FISCAL YEAR 1987**

DISCIPLINE	SERVICE	NUMBER OF PERSONNEL					
		FULL TIME		PART TIME		TOTAL	
		NO.	FTE	NO.	FTE	NO.	FTE
PHYSICIAN ASSISTANT	ARMY	9.0	0.0	0.0	0.0	9.0	9.0
	NAVY	30.0	1.0	*	*	31.0	*
	USAF	6.0	0.0	0.0	0.0	6.0	6.0
	TOTAL	45.0	1.0	0.0	0.0	46.0	45.0
ALL OTHER CIVILIANS	ARMY	23254.0	681.0	472.7	472.7	23935.0	23726.7
	NAVY	9574.0	40.0	*	*	9614.0	*
	USAF	6017.0	115.0	61.5	61.5	6132.0	6078.5
	TOTAL	38845.0	836.0	534.2	534.2	39681.0	39379.2
GRAND TOTALS	ARMY	26603.0	1082.0	775.5	775.5	27685.0	27378.5
	NAVY	10898.0	95.0	*	*	10993.0	*
	USAF	6711.0	178.0	99.6	99.6	6889.0	6810.6
	TOTAL	44212.0	1355.0	875.1	875.1	45567.0	4508.1

* NOTE: Navy unable to provide FTE for part time employees.

Prepared by: Washington Headquarters Services
Directorate for Information Operations and Reports

**FORMAT 35: CIVILIAN HEALTH CARE PERSONNEL STRENGTH (LOCAL/FOREIGN NATIONALS)
FISCAL YEAR 1987**

DISCIPLINE	SERVICE	NUMBER OF PERSONNEL					
		FULL TIME		PART TIME		TOTAL	
		FTE	NO.	FTE	NO.	FTE	NO.
PHYSICIAN	ARMY	145.0	4.0	2.0	149.0	147.0	
	NAVY	0.0	0.0	0.0	0.0	0.0	
	USAF	15.0	9.0	2.2	24.0	17.2	
	TOTAL	160.0	13.0	4.2	173.0	164.2	
DENTIST	ARMY	19.0	0.0	0.0	19.0	19.0	
	NAVY	0.0	0.0	0.0	0.0	0.0	
	USAF	5.0	1.0	0.4	6.0	5.4	
	TOTAL	24.0	1.0	0.4	25.0	24.4	
REGISTERED NURSE	ARMY	88.0	4.0	1.4	92.0	89.4	
	NAVY	0.0	0.0	0.0	0.0	0.0	
	USAF	35.0	0.0	0.0	35.0	35.0	
	TOTAL	123.0	4.0	1.4	127.0	124.4	
OPTOMETRIST	ARMY	0.0	0.0	0.0	0.0	0.0	
	NAVY	0.0	0.0	0.0	0.0	0.0	
	USAF	0.0	0.0	0.0	0.0	0.0	
	TOTAL	0.0	0.0	0.0	0.0	0.0	

Prepared by: Washington Headquarters Services
Directorate for Information
Operations and Reports

**FORMAT 35: CIVILIAN HEALTH CARE PERSONNEL STRENGTH (LOCAL/FOREIGN NATIONALS)
FISCAL YEAR 1987**

DISCIPLINE	SERVICE	NUMBER OF PERSONNEL					
		FULL TIME		PART TIME		TOTAL	
		NO.	FTE	NO.	FTE	NO.	FTE
PHARMACIST	ARMY	17.0	0.0	0.0	0.0	17.0	17.0
	NAVY	0.0	0.0	0.0	0.0	0.0	0.0
	USAF	5.0	0.0	0.0	0.0	5.0	5.0
	TOTAL	22.0	0.0	0.0	0.0	22.0	22.0
PODIATRIST	ARMY	0.0	0.0	0.0	0.0	0.0	0.0
	NAVY	0.0	0.0	0.0	0.0	0.0	0.0
	USAF	0.0	0.0	0.0	0.0	0.0	0.0
	TOTAL	0.0	0.0	0.0	0.0	0.0	0.0
PSYCHOLOGIST	ARMY	1.0	0.0	0.0	0.0	1.0	1.0
	NAVY	0.0	0.0	0.0	0.0	0.0	0.0
	USAF	0.0	0.0	0.0	0.0	0.0	0.0
	TOTAL	1.0	0.0	0.0	0.0	1.0	1.0
VETERINARIAN	ARMY	6.0	0.0	0.0	0.0	6.0	6.0
	NAVY	0.0	0.0	0.0	0.0	0.0	0.0
	USAF	1.0	0.0	0.0	0.0	1.0	1.0
	TOTAL	7.0	0.0	0.0	0.0	7.0	7.0

Prepared by: Washington Headquarters Services
Directorate for Information
Operations and Reports

**FORMAT 35: CIVILIAN HEALTH CARE PERSONNEL STRENGTH (LOCAL/FOREIGN NATIONALS)
FISCAL YEAR 1987**

DISCIPLINE	SERVICE	NUMBER OF PERSONNEL					
		FULL TIME		PART TIME		TOTAL	
		NO.	FTE	NO.	FTE	NO.	FTE
PHYSICIAN ASSISTANT	ARMY	0.0	0.0	0.0	0.0	0.0	0.0
	NAVY	0.0	0.0	0.0	0.0	0.0	0.0
	USAF	0.0	0.0	0.0	0.0	0.0	0.0
	TOTAL	0.0	0.0	0.0	0.0	0.0	0.0
ALL OTHER CIVILIANS	ARMY	2614.0	38.1	69.0	38.1	2683.0	2652.1
	NAVY	0.0	0.0	0.0	0.0	0.0	0.0
	USAF	802.0	4.0	7.0	4.0	809.0	806.0
	TOTAL	3416.0	42.1	76.0	42.1	3492.0	3458.1
GRAND TOTALS	ARMY	2890.0	41.5	77.0	41.5	2967.0	2931.5
	NAVY	0.0	0.0	0.0	0.0	0.0	0.0
	USAF	863.0	6.6	17.0	6.6	880.0	869.6
	TOTAL	3753.0	48.1	94.0	48.1	3847.0	3801.1

Prepared by: Washington Headquarters Services
Directorate for Information
Operations and Reports

FORMAT 36: RESERVE COMPONENT HEALTH MANPOWER REQUIREMENTS, AND END STRENGTHS BY CORPS LEVEL - FISCAL YEAR 1987

CORPS	SERVICE	SERVICE RQMT.	END STRENGTH					TOTAL END STRENGTH
			SELECTED RESERVE	IRR/ING	STANDBY	RETIRED		
MEDICAL CORPS	USAR	9875	2665	2427	1	1246	6339	
	ARNG	1477	757	0	0	0	757	
	USNR	4287	1214	1290	2344	633	5481	
	USAFR	1798	766	203	2569	516	4054	
	ANG	663	491	0	0	0	491	
	TOTAL	18100	5893	3920	4914	2395	17122	
DENTAL CORPS	USAR	1583	1067	819	1	867	2754	
	ARNG	249	248	0	0	0	248	
	USNR	1917	600	535	522	568	2225	
	USAFR	340	264	137	566	345	1312	
	ANG	182	135	0	0	0	135	
	TOTAL	4271	2314	1491	1089	1780	6674	

Prepared by: Washington Headquarters Services
Directorate for Information
Operations and Reports

FORMAT 36: RESERVE COMPONENT HEALTH MANPOWER REQUIREMENTS, AND END STRENGTHS BY CORPS LEVEL - FISCAL YEAR 1987

CORPS	SERVICE	SERVICE ROMT.	END STRENGTH				TOTAL END STRENGTH
			SELECTED RESERVE	IRR/ING	STANDBY	RETIRED	
NURSE CORPS	USAR	23876	6321	2905	4	1484	10714
	ARNG	1051	927	0	0	0	927
	USNR	5599	1189	592	732	402	2915
	USAFR	8500	2118	743	3504	1042	7407
	ANG	995	660	0	0	0	660
	TOTAL	40021	11215	4240	4240	2928	22623
MEDICAL SERVICE CORPS	USAR	4842	3747	2644	10	2465	8866
	ARNG	1323	1144	0	0	0	1144
	USNR	2048	805	189	137	607	1738
	USAFR	671	377	46	97	758	1278
	ANG	229	184	0	0	0	184
	TOTAL	9113	6257	2879	244	3830	13210

Prepared by: Washington Headquarters Services
Directorate for Information Operations and Reports

FORMAT 36: RESERVE COMPONENT HEALTH MANPOWER REQUIREMENTS, AND END STRENGTHS BY CORPS LEVEL - FISCAL YEAR 1987

CORPS	SERVICE	SERVICE ROMT.	END STRENGTH				TOTAL END STRENGTH
			SELECTED RESERVE	IRR/ING	STANDBY	RETIRED	
ARMY MEDICAL SPECIALIST CORPS	USAR	1148	412	286	1	255	954
	ARNG	15	23	0	0	0	23
	USNR	0	0	0	0	0	0
	USAFR	0	0	0	0	0	0
	ANG	0	0	0	0	0	0
	TOTAL	1163	435	286	1	255	977
BIDMED. SCIENCES CORPS (USAF)	USAR	0	0	0	0	0	0
	ARNG	0	0	0	0	0	0
	USNR	0	0	0	0	0	0
	USAFR	1019	330	131	615	575	1651
	ANG	465	170	0	0	0	170
	TOTAL	1484	500	131	615	575	1821

Prepared by: Washington Headquarters Services
Directorate for Information Operations and Reports

FORMAT 36: RESERVE COMPONENT HEALTH MANPOWER REQUIREMENTS, AND END STRENGTHS BY CORPS LEVEL - FISCAL YEAR 1987

CORPS	SERVICE	SERVICE ROMT.	END STRENGTH				
			SELECTED RESERVE	IRR/ING	STANDBY	RETIRED	TOTAL END STRENGTH
VETERINARY CORPS (ARMY)	USAR	384	140	181	1	189	511
	ARNG	26	36	0	0	0	36
	USNR	0	0	0	0	0	0
	USAFR	0	0	0	0	0	0
	ANG	0	0	0	0	0	0
	TOTAL	410	176	181	1	189	547
TOTAL COMMISSIONED OFFICERS	USAR	41708	14352	9262	18	6506	30138
	ARNG	4141	3135	0	0	0	3135
	USNR	13851	3808	2606	3735	2210	12359
	USAFR	12328	3855	1260	7351	3236	15702
	ANG	2534	1640	0	0	0	1640
	TOTAL	74562	26790	13128	11104	11952	62974
WARRANT OFFICERS	USAR	205	133	166	2	391	692
	ARNG	359	338	0	0	0	338
	USNR	78	44	7	1	100	152
	USAFR	0	0	0	0	0	0
	ANG	0	0	0	0	0	0
	TOTAL	642	515	173	3	491	1182

Prepared by: Washington Headquarters Services
Directorate for Information Operations and Reports

FORMAT 36: RESERVE COMPONENT HEALTH MANPOWER REQUIREMENTS, AND END STRENGTHS BY CORPS LEVEL - FISCAL YEAR 1987

CORPS	SERVICE	SERVICE REQMT.	END STRENGTH					TOTAL END STRENGTH
			SELECTED RESERVE	IRR/ING	STANDBY	RETIRED	TOTAL END STRENGTH	
ENLISTED MEDICAL PERSONNEL	USAR	62690	22122	14978	6	15783	52889	
	ARNG	21332	14191	0	0	0	14191	
	USNR	26355	9913	3759	27	4002	17701	
	USAFR	10624	6939	2363	24	7960	17286	
	ANG	5270	3506	0	0	0	3506	
TOTAL	126271	56671	21100	57	27745	105573		
ENLISTED DENTAL PERSONNEL	USAR	2808	1643	788	2	965	3398	
	ARNG	483	339	0	0	0	339	
	USNR	3800	969	386	3	537	1895	
	USAFR	316	254	228	5	1082	1569	
	ANG	182	165	0	0	0	165	
TOTAL	7589	3370	1402	10	2584	7366		
TOTAL ENLISTED PERSONNEL	USAR	65498	23765	15766	8	16748	56287	
	ARNG	21815	14530	0	0	0	14530	
	USNR	30155	10882	4145	30	4539	19596	
	USAFR	10940	7193	2591	29	9042	18855	
	ANG	5452	3671	0	0	0	3671	
TOTAL	133860	60041	22502	67	30329	112939		

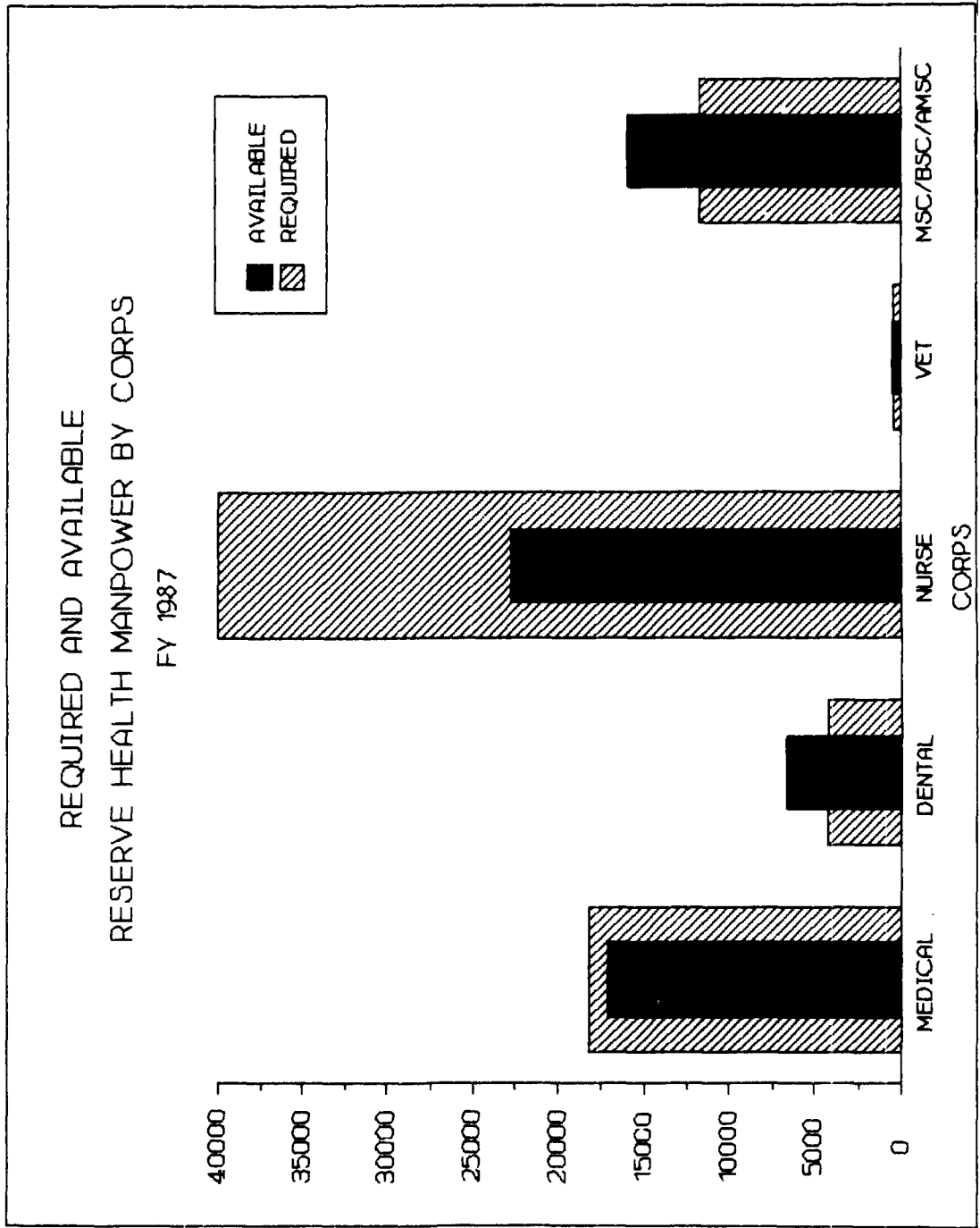
Prepared by: Washington Headquarters Services
Directorate for Information
Operations and Reports

FORMAT 36: RESERVE COMPONENT HEALTH MANPOWER REQUIREMENTS, AND END STRENGTHS BY CORPS LEVEL - FISCAL YEAR 1987

CORPS	SERVICE	SERVICE ROMT.	END STRENGTH				TOTAL END STRENGTH
			SELECTED RESERVE	IRR/ING	STANDBY	RETIRED	
TOTAL HEALTH MANPOWER	USAR	107411	38250	25194	28	23645	87117
	ARNG	26315	18003	0	0	0	18003
	USNR	44084	14734	6758	3766	6849	32107
	USAFR	182	11048	3851	7380	12278	34557
	ANG	7986	5311	0	0	0	5311
	TOTAL	209064	87346	35803	11174	42772	177095

Prepared by: Washington Headquarters Services
Directorate for Information Operations and Reports

FIGURE 8



Prepared by: Washington Headquarters Services
Directorate for Information
Operations and Reports

**FORMAT 37: RESERVE COMPONENT PROFESSIONAL HEALTH MANPOWER BY CORPS AND SEX
FISCAL YEAR 1987**

CORPS	SERVICE	SELECTED RESERVE		IRR/ING		STANDBY RESERVE		TOTAL	
		M	F	M	F	M	F	M	F
MEDICAL CORPS	USAR	2417	248	2155	272	1	0	4573	520
	ARNG	715	42	0	0	0	0	715	42
	USNR	1155	59	1160	130	2272	72	4587	261
	USAFR	717	49	143	60	2466	103	3326	212
	ANG	476	15	0	0	0	0	476	15
	TOTAL	5480	413	3458	462	4739	175	13677	1050
DENTAL CORPS	USAR	1026	41	752	67	1	0	1779	108
	ARNG	235	13	0	0	0	0	235	13
	USNR	568	32	502	33	503	19	1573	84
	USAFR	253	11	119	18	546	20	918	49
	ANG	128	7	0	0	0	0	128	7
	TOTAL	2210	104	1373	118	1050	39	4633	261

Prepared by Washington Headquarters Services
Directorate for Information
Operations and Reports

**FORMAT 37: RESERVE COMPONENT PROFESSIONAL HEALTH MANPOWER BY CORPS AND SEX
FISCAL YEAR 1987**

CORPS	SERVICE	SELECTED RESERVE		IRR/ING		STANDBY RESERVE		TOTAL	
		M	F	M	F	M	F	M	F
		NURSE CORPS	USAR	1472	4849	502	2403	1	3
	ARNG	269	658	0	0	0	0	269	658
	USNR	169	1020	57	525	48	684	284	2229
	USAFR	360	1758	74	669	350	3154	784	5581
	ANG	135	525	0	0	0	0	135	525
	TOTAL	2405	8810	643	3597	399	3841	3447	16248
MEDICAL SERVICE CORPS	USAR	3177	570	474	2170	8	2	3659	2742
	ARNG	1011	133	0	0	0	0	1011	133
	USNR	651	154	147	42	117	20	915	216
	USAFR	325	52	42	4	91	6	458	62
	ANG	156	28	0	0	0	0	156	28
	TOTAL	5320	937	663	2216	216	28	6199	3181

Prepared by: Washington Headquarters Services
Directorate for Information
Operations and Reports

**FORMAT 37: RESERVE COMPONENT PROFESSIONAL HEALTH MANPOWER BY CORPS AND SEX
FISCAL YEAR 1987**

CORPS	SERVICE	SELECTED RESERVE		IRR/ING		STANDBY RESERVE		TOTAL	
		M	F	M	F	M	F	M	F
		ARMY MEDICAL SPECIALIST CORPS							
	USAR	155	257	81	205	0	1	236	463
	ARNG	9	14	0	0	0	0	9	14
	USNR	0	0	0	0	0	0	0	0
	USAFR	0	0	0	0	0	0	0	0
	ANG	0	0	0	0	0	0	0	0
	TOTAL	164	271	81	205	0	1	245	477
BIOMED. SCIENCES CORPS (USAF)									
	USAR	0	0	0	0	0	0	0	0
	ARNG	0	0	0	0	0	0	0	0
	USNR	0	0	0	0	0	0	0	0
	USAFR	276	54	86	45	510	105	872	204
	ANG	157	13	0	0	0	0	157	13
	TOTAL	433	67	86	45	510	105	1029	217

Prepared by: Washington Headquarters Services
Directorate for Information Operations and Reports

**FORMAT 37: RESERVE COMPONENT PROFESSIONAL HEALTH MANPOWER BY CORPS AND SEX
FISCAL YEAR 1987**

CORPS	SERVICE	SELECTED RESERVE		IRR/ING		STANDBY RESERVE		TOTAL	
		M	F	M	F	M	F	M	F
		VETERINARY CORPS (ARMY) USAR 127 13 151 30 1 0 279 43 ARNG 35 1 0 0 0 0 35 1 USNR 0 0 0 0 0 0 0 0 USAFR 0 0 0 0 0 0 0 0 ANG 0 0 0 0 0 0 0 0 TOTAL 162 14 151 30 1 0 314 44							
TOTAL OFFICERS USAR 8374 5978 4115 5147 12 6 12501 11131 ARNG 2274 861 0 0 0 0 2274 861 USNR 2543 1265 1876 730 2940 795 7359 2790 USAFR 1931 1924 464 796 3963 3388 6358 6108 ANG 1052 588 0 0 0 0 1052 588 TOTAL 16174 10616 6455 6673 6915 4189 29544 21478									
WARRANT OFFICERS USAR 133 0 166 0 2 0 301 0 ARNG 319 19 0 0 0 0 319 19 USNR 41 3 5 2 1 0 47 5 USAFR 0 0 0 0 0 0 0 0 ANG 0 0 0 0 0 0 0 0 TOTAL 493 22 171 2 3 0 667 24									

Prepared by: Washington Headquarters Services
Directorate for Information
Operations and Reports

**FORMAT 37: RESERVE COMPONENT PROFESSIONAL HEALTH MANPOWER BY CORPS AND SEX
FISCAL YEAR 1987**

CORPS	SERVICE	SELECTED RESERVE		IRR/ING		STANDBY RESERVE		TOTAL	
		M	F	M	F	M	F	M	F
ENLISTED MEDICAL PERSONNEL	USAR	13826	8296	3481	5497	4	2	23311	13795
	ARNG	9593	4598	0	0	0	0	9593	4598
	USNR	6550	3363	2802	957	27	0	9379	4320
	USAFR	3891	3048	1300	1063	4	20	5195	4131
	ANG	2314	1192	0	0	0	0	2314	1192
	TOTAL	36174	20497	13583	7517	35	22	49792	28036
ENLISTED DENTAL PERSONNEL	USAR	1023	620	503	285	2	0	1528	905
	ARNG	233	106	0	0	0	0	233	106
	USNR	533	436	186	200	3	0	722	636
	USAFR	100	154	139	89	0	5	239	248
	ANG	94	71	0	0	0	0	94	71
	TOTAL	1983	1387	828	574	5	5	2816	1966
GRAND TOTALS	USAR	23356	14894	14265	10929	20	8	37641	25831
	ARNG	12419	5584	0	0	0	0	12419	5584
	USNR	9667	5067	4869	1889	2971	795	17507	7751
	USAF	5922	5126	1903	1948	3967	3413	11792	10487
	ANG	3460	1851	0	0	0	0	3460	1851
	TOTAL	54824	32522	21037	14766	6958	4216	82819	51504

Prepared by: Washington Headquarters Services
Directorate for Information Operations and Reports

**FORMAT 38: SELECTED RESERVE GAINS, LOSSES, AND END STRENGTH
FISCAL YEAR 1987**

DISCIPLINE	SERVICE	CURRENT FY				FY + 1				FY + 2				FY + 3			
		BEGIN STREN.	TOTAL GAIN	TOTAL LOSS	END STREN.	BEGIN STREN.	TOTAL GAIN	TOTAL LOSS	END STREN.	BEGIN STREN.	TOTAL GAIN	TOTAL LOSS	END STREN.	BEGIN STREN.	TOTAL GAIN	TOTAL LOSS	END STREN.
PHYSICIAN	USAR	2410	519	264	2665	2665	520	597	2588	2588	428	207	2809	2809	522	329	3002
	ARNG	736	158	137	757	757	168	145	780	780	175	150	805	805	180	155	830
	USNR	1106	425	317	1214	1214	390	190	1414	1414	400	200	1614	1614	400	200	1814
	USAFR	763	117	114	766	766	42	4	804	804	40	2	842	842	53	15	880
	ANG	494	57	60	491	491	70	48	513	513	33	15	531	531	20	2	549
TOTAL	5509	1276	892	5893	5893	1190	984	6099	6099	1076	574	6601	6601	1175	701	7075	
DENTIST	USAR	1016	74	23	1067	1067	25	87	1005	1005	20	15	1010	1010	10	10	1010
	ARNG	271	25	48	248	248	26	22	252	252	22	22	252	252	34	30	256
	USNR	623	0	0	600	600	0	0	0	0	0	0	0	0	0	0	0
	USAFR	270	20	26	264	264	8	0	272	272	8	0	280	280	8	0	288
	ANG	135	13	13	135	135	9	0	144	144	9	0	153	153	9	0	162
TOTAL	2315	132	110	2314	2314	68	109	1673	1673	59	37	1695	1695	61	40	1716	
NURSE	USAR	4936	1415	30	6321	6321	35	133	6223	6223	651	100	6774	6774	451	211	7014
	ARNG	906	108	87	927	927	148	74	1001	1001	132	101	1032	1032	168	92	1108
	USNR	1102	0	0	1189	1189	0	0	0	0	0	0	0	0	0	0	0
	USAFR	2126	367	375	2118	2118	143	0	2261	2261	143	0	2404	2404	143	0	2547
	ANG	617	112	69	660	660	46	0	706	706	46	0	752	752	46	0	798
TOTAL	9687	2002	561	11215	11215	372	207	10191	10191	972	201	10962	10962	808	303	11467	

Prepared by: Washington Headquarters Services
Directorate for Information Operations and Reports

**FORMAT 38: SELECTED RESERVE GAINS, LOSSES, AND END STRENGTH
FISCAL YEAR 1987**

DISCIPLINE	SERVICE	FY + 4			FY + 5			FY + 6					
		BEGIN STREN.	TOTAL GAIN	TOTAL LOSS	END STREN.	BEGIN STREN.	TOTAL GAIN	TOTAL LOSS	END STREN.	BEGIN STREN.	TOTAL GAIN	TOTAL LOSS	END STREN.
PHYSICIAN	USAR	3002	518	312	3208	3208	542	359	3391	3391	541	544	3388
	ARNG	830	195	165	860	860	205	180	885	885	200	175	910
	USNR	1814	400	200	2014	2014	237	158	2093	2093	111	111	2093
	USAFR	880	47	9	918	918	66	26	958	958	41	1	998
	ANG	549	20	2	567	567	92	76	583	583	29	0	612
	TOTAL	7075	1180	688	7567	7567	1142	799	7910	7910	922	831	8001
DENTIST	USAR	1010	7	3	1014	1014	15	5	1024	1024	9	15	1018
	ARNG	256	22	21	257	257	26	26	257	257	28	25	260
	USNR	0	0	0	0	0	0	0	0	0	0	0	0
	USAFR	288	8	0	296	296	8	0	304	304	8	0	312
	ANG	162	9	0	171	171	9	0	180	180	0	0	180
	TOTAL	1716	46	24	1738	1738	58	31	1765	1765	45	40	1770
NURSE	USAR	7014	350	390	6974	6974	340	404	6910	6910	290	280	6920
	ARNG	1108	139	89	1158	1158	173	108	1223	1223	161	151	1233
	USNR	0	0	0	0	0	0	0	0	0	0	0	0
	USAFR	2547	143	0	2690	2690	143	0	2833	2833	143	0	2976
	ANG	798	46	0	844	844	45	0	889	889	44	0	933
	TOTAL	11467	678	479	11666	11666	701	512	11855	11855	638	431	12062

Prepared by: Washington Headquarters Services
Directorate for Information
Operations and Reports

**FORMAT 38: SELECTED RESERVE GAINS, LOSSES, AND END STRENGTH
FISCAL YEAR 1987**

DISCIPLINE	SERVICE	CURRENT FY			FY + 1			FY + 2			FY + 3						
		BEGIN STREN.	TOTAL GAIN	TOTAL LOSS	END STREN.	BEGIN STREN.	TOTAL GAIN	TOTAL LOSS	END STREN.	BEGIN STREN.	TOTAL GAIN	TOTAL LOSS	END STREN.				
OPTOMETRIST	USAR	104	16	4	116	116	6	9	113	113	4	3	114	114	6	4	116
	ARNG	14	3	2	15	15	5	3	17	17	4	1	20	20	4	3	21
	USNR	66	0	0	64	64	0	0	0	0	0	0	0	0	0	0	0
	USAFR	50	9	6	53	53	1	0	54	54	1	0	0	55	55	1	0
	ANG	76	5	6	75	75	0	0	75	75	1	0	0	76	76	0	0
	TOTAL	310	33	18	323	323	12	12	259	259	10	4	265	265	11	7	269
PHARMACIST	USAR	224	30	4	250	250	10	41	219	219	8	7	220	220	6	6	220
	ARNG	37	7	5	39	39	5	4	40	40	6	4	42	42	3	3	42
	USNR	53	0	0	56	56	0	0	0	0	0	0	0	0	0	0	0
	USAFR	22	7	4	25	25	7	0	32	32	7	0	0	39	39	7	0
	ANG	0	0	0	0	0	0	0	0	0	0	0	0	0	0	0	0
	TOTAL	336	44	13	370	370	22	45	291	291	21	11	301	301	16	9	308
PODIATRIST	USAR	38	4	3	39	39	0	1	38	38	5	5	38	38	7	7	38
	ARNG	1	0	1	0	0	0	0	0	0	0	0	0	0	0	0	0
	USNR	10	0	0	14	14	0	0	0	0	0	0	0	0	0	0	0
	USAFR	5	3	5	3	3	1	0	4	4	1	0	0	5	5	1	6
	ANG	0	0	0	0	0	0	0	0	0	0	0	0	0	0	0	0
	TOTAL	54	7	9	56	56	1	1	42	42	6	5	43	43	8	7	44

Prepared by: Washington Headquarters Services
Directorate for Information
Operations and Reports

**FORMAT 38: SELECTED RESERVE GAINS, LOSSES, AND END STRENGTH
FISCAL YEAR 1987**

DISCIPLINE	SERVICE	FY + 4				FY + 5				FY + 6			
		BEGIN STREN.	TOTAL GAIN	TOTAL LOSS	END STREN.	BEGIN STREN.	TOTAL GAIN	TOTAL LOSS	END STREN.	BEGIN STREN.	TOTAL GAIN	TOTAL LOSS	END STREN.
OPTOMETRIST	USAR	116	2	3	115	115	3	3	115	115	4	4	115
	ARNG	21	6	7	20	22	4	2	22	22	5	6	21
	USNR	0	0	0	0	0	0	0	0	0	0	0	0
	USAFR ANG	56 76	1 0	0 0	57 76	57 77	0 1	0 0	57 77	57 77	1 4	0 0	58 81
	TOTAL	269	9	10	268	271	8	5	271	271	14	10	275
PHARMACIST	USAR	220	8	8	220	220	6	6	220	220	6	6	220
	ARNG	42	7	5	44	44	5	5	44	44	3	2	45
	USNR	0	0	0	0	0	0	0	0	0	0	0	0
	USAFR	46	7	0	53	53	8	0	61	61	4	0	65
	ANG	0	0	0	0	0	0	0	0	0	0	0	0
	TOTAL	308	22	13	317	317	19	11	325	325	13	8	330
PODIATRIST	USAR	38	4	4	38	38	2	2	38	38	4	4	38
	ARNG	0	0	0	0	0	0	0	0	0	0	0	0
	USNR	0	0	0	0	0	0	0	0	0	0	0	0
	USAFR	6	2	0	8	8	3	0	11	11	0	0	11
	ANG	0	0	0	0	0	0	0	0	0	0	0	0
	TOTAL	44	6	4	46	46	5	2	49	49	4	4	49

Prepared by: Washington Headquarters Services
Directorate for Information
Operations and Reports

**FORMAT 38: SELECTED RESERVE GAINS, LOSSES, AND END STRENGTH
FISCAL YEAR 1987**

DISCIPLINE	SERVICE	CURRENT FY				FY + 1				FY + 2				FY + 3			
		BEGIN STREN.	TOTAL GAIN	TOTAL LOSS	END STREN.	BEGIN STREN.	TOTAL GAIN	TOTAL LOSS	END STREN.	BEGIN STREN.	TOTAL GAIN	TOTAL LOSS	END STREN.	BEGIN STREN.	TOTAL GAIN	TOTAL LOSS	END STREN.
PSYCHOLOGIST	USAR	72	3	9	66	66	4	3	67	67	4	4	67	67	4	4	67
	ARNG	7	3	3	7	7	2	1	8	8	1	2	7	7	3	1	9
	USNR	52	0	0	53	53	0	0	0	0	0	0	0	0	0	0	0
	USAFR	19	4	1	22	22	3	0	25	25	3	0	28	28	3	0	31
	ANG	0	1	0	1	1	13	0	14	14	13	0	27	27	13	0	40
TOTAL	150	11	13	149	149	22	4	114	114	21	6	129	129	23	5	147	
VETERINARIAN	USAR	128	16	4	140	140	4	12	132	132	3	0	135	135	15	10	140
	ARNG	35	5	4	36	36	4	5	35	35	6	4	37	37	3	3	37
	USNR	0	0	0	0	0	0	0	0	0	0	0	0	0	0	0	0
	USAFR	4	4	5	3	3	0	0	3	3	0	1	2	2	0	0	2
	ANG	0	0	0	0	0	0	0	0	0	0	0	0	0	0	0	0
TOTAL	167	25	13	179	179	8	17	170	170	9	5	174	174	18	13	179	
PHYSICIAN ASSISTANT	USAR	121	4	18	107	107	18	7	118	118	1	1	118	118	2	2	118
	ARNG	332	48	43	337	337	37	45	329	329	35	49	315	315	26	54	287
	USNR	35	0	0	44	44	0	0	0	0	0	0	0	0	0	0	0
	USAFR	34	8	13	29	29	11	0	40	40	11	0	51	51	11	0	62
	ANG	0	3	0	3	3	27	0	30	30	27	0	57	57	27	0	84
TOTAL	522	63	74	520	520	93	52	517	517	74	50	541	541	66	56	551	

Prepared by Washington Headquarters Services
Directorate for Information
Operations and Reports

**FORMAT 38: SELECTED RESERVE GAINS, LOSSES, AND END STRENGTH
FISCAL YEAR 1987**

DISCIPLINE	SERVICE	FY + 4				FY + 5				FY + 6			
		BEGIN STREN.	TOTAL GAIN	TOTAL LOSS	END STREN.	BEGIN STREN.	TOTAL GAIN	TOTAL LOSS	END STREN.	BEGIN STREN.	TOTAL GAIN	TOTAL LOSS	END STREN.
PSYCHOLOGIST	USAR	67	3	4	66	66	1	1	66	66	7	7	66
	ARNG	9	2	2	9	10	4	3	10	10	3	3	10
	USNR	0	0	0	0	0	0	0	0	0	0	0	0
	USAFR	31	3	0	34	34	5	0	39	39	1	0	40
	ANG	40	13	0	53	53	12	0	65	65	3	0	68
TOTAL	147	21	6	162	162	22	4	180	180	14	10	184	
VETERINARIAN	USAR	140	18	10	148	148	10	3	155	155	12	5	162
	ARNG	37	4	6	35	34	2	3	34	34	4	5	33
	USNR	0	0	0	0	0	0	0	0	0	0	0	0
	USAFR	2	0	0	2	2	0	2	0	0	0	0	0
	ANG	0	0	0	0	0	0	0	0	0	0	0	0
TOTAL	179	22	16	185	185	12	8	189	189	16	10	195	
PHYSICIAN ASSISTANT	USAR	118	3	3	118	118	6	6	118	118	4	4	118
	ARNG	287	28	51	264	264	24	43	245	245	21	42	224
	USNR	0	0	0	0	0	0	0	0	0	0	0	0
	USAFR	62	11	0	73	73	14	0	87	87	2	0	89
	ANG	84	27	0	111	111	26	0	137	137	7	0	144
TOTAL	551	69	54	566	566	70	49	587	587	34	46	575	

Prepared by: Washington Headquarters Services
Directorate for Information
Operations and Reports

**FORMAT 39: IRR/ING GAINS, LOSSES, AND END STRENGTH
FISCAL YEAR 1987**

DISCIPLINE	SERVICE	CURRENT FY				FY + 1				FY + 2				FY + 3			
		BEGIN STREN.	TOTAL GAIN	TOTAL LOSS	END STREN.	BEGIN STREN.	TOTAL GAIN	TOTAL LOSS	END STREN.	BEGIN STREN.	TOTAL GAIN	TOTAL LOSS	END STREN.	BEGIN STREN.	TOTAL GAIN	TOTAL LOSS	END STREN.
PHYSICIAN	USAR	2301	209	83	2427	2427	2195	2195	190	176	2209	2209	2209	120	94	2235	
	USNR	1142	0	0	1290	1290	0	0	0	0	0	0	0	0	0	0	
	USAFR	230	0	27	203	203	213	213	10	0	223	223	223	10	0	233	
	TOTAL	3673	209	110	3920	3920	2408	2408	200	176	2432	2432	2432	130	94	2468	
DENTIST	USAR	879	34	94	819	819	742	742	16	12	746	746	746	10	5	751	
	USNR	433	0	0	535	535	0	0	0	0	0	0	0	0	0	0	
	USAFR	131	6	0	137	137	138	138	1	0	139	139	139	1	0	140	
	TOTAL	1443	40	94	1491	1491	880	880	17	12	885	885	885	11	5	891	
NURSE	USAR	2170	2960	55	2905	2905	2661	2661	160	117	2704	2704	2704	410	80	3034	
	USNR	466	0	0	592	592	0	0	0	0	0	0	0	0	0	0	
	USAFR	653	90	0	743	743	746	746	3	0	749	749	749	3	0	752	
	TOTAL	3289	3050	55	4240	4240	3407	3407	163	117	3453	3453	3453	413	80	3786	
OPTOMETRIST	USAR	150	20	4	166	166	151	151	8	5	154	154	154	4	2	156	
	USNR	47	0	0	48	48	0	0	0	0	0	0	0	0	0	0	
	USAFR	31	0	2	29	29	30	30	0	0	30	30	30	0	0	30	
	TOTAL	228	20	6	243	243	181	181	8	5	184	184	184	4	2	186	

Prepared by: Washington Headquarters Services
Directorate for Information
Operations and Reports

**FORMAT 39: IRR/ING GAINS, LOSSES, AND END STRENGTH
FISCAL YEAR 1987**

DISCIPLINE	SERVICE	FY + 4				FY + 5				FY + 6			
		BEGIN STREN.	TOTAL GAIN	TOTAL LOSS	END STREN.	BEGIN STREN.	TOTAL GAIN	TOTAL LOSS	END STREN.	BEGIN STREN.	TOTAL GAIN	TOTAL LOSS	END STREN.
PHYSICIAN	USAR	2235	119	110	2244	2244	150	145	2249	2249	421	219	2451
	USIR	0	0	0	0	0	0	0	0	0	0	0	0
	USAFR	233	10	0	243	243	12	0	255	255	11	0	266
	TOTAL	2468	129	110	2487	2487	162	145	2504	2504	432	219	2717
DENTIST	USAR	751	46	42	755	755	20	15	760	760	21	17	764
	USNR	0	0	0	0	0	0	0	0	0	0	0	0
	USAFR	140	0	0	140	140	1	0	141	141	1	0	142
	TOTAL	891	46	42	895	895	21	15	901	901	22	17	906
NURSE	USAR	3034	790	234	3590	3590	926	317	4199	4199	820	220	4799
	USNR	0	0	0	0	0	0	0	0	0	0	0	0
	USAFR	752	3	0	755	755	5	0	760	760	10	0	770
	TOTAL	3786	793	234	4345	4345	931	317	4959	4959	830	220	5569
OPTOMETRIST	USAR	156	6	6	156	156	4	3	157	157	8	8	157
	USNR	0	0	0	0	0	0	0	0	0	0	0	0
	USAFR	30	1	0	31	31	0	0	31	31	1	0	32
	TOTAL	186	7	6	187	187	4	3	188	188	9	8	189

Prepared by: Washington Headquarters Services
Directorate for Information
Operations and Reports

**FORMAT 39: IRR/ING GAINS, LOSSES, AND END STRENGTH
FISCAL YEAR 1987**

DISCIPLINE	SERVICE	CURRENT FY				FY + 1				FY + 2				FY + 3			
		BEGIN STREN.	TOTAL GAIN	TOTAL LOSS	END STREN.	BEGIN STREN.	TOTAL GAIN	TOTAL LOSS	END STREN.	BEGIN STREN.	TOTAL GAIN	TOTAL LOSS	END STREN.	BEGIN STREN.	TOTAL GAIN	TOTAL LOSS	END STREN.
PHARMACIST	USAR	195	25	13	207	207	8	1	214	214	3	3	214	214	3	4	213
	USNR	21	0	0	15	15	0	0	0	0	0	0	0	0	0	0	0
	USAFR	3	0	0	3	3	0	0	3	3	0	0	3	3	1	0	4
	TOTAL	219	25	13	225	225	8	1	217	217	3	3	217	217	4	4	217
PODIATRIST	USAR	57	3	6	54	54	4	3	55	55	1	1	55	55	6	5	56
	USNR	0	0	0	1	1	0	0	0	0	0	0	0	0	0	0	0
	USAFR	2	3	0	5	5	0	1	4	4	0	0	4	4	0	1	3
	TOTAL	59	6	6	60	60	4	4	59	59	1	1	59	59	6	6	59
PSYCHOLOGIST	USAR	91	5	12	83	83	12	3	92	92	4	4	92	92	3	3	92
	USNR	32	0	0	35	35	0	0	0	0	0	0	0	0	0	0	0
	USAFR	16	8	0	24	24	0	0	24	24	0	0	24	24	0	0	24
	TOTAL	139	13	12	142	142	12	3	116	116	4	4	116	116	3	3	116
VETERINARIAN	USAR	172	18	9	181	181	6	24	163	163	6	5	164	164	1	1	164
	USNR	0	0	0	0	0	0	0	0	0	0	0	0	0	0	0	0
	USAFR	0	1	0	1	1	0	0	1	1	0	0	1	1	0	1	0
	TOTAL	172	19	9	182	182	6	24	164	164	6	5	165	165	1	2	164

Prepared by: Washington Headquarters Services
Directorate for Information Operations and Reports

**FORMAT 39: IRR/ING GAINS, LOSSES, AND END STRENGTH
FISCAL YEAR 1987**

DISCIPLINE	SERVICE	FY + 4			FY + 5			FY + 6					
		BEGIN STREN.	TOTAL GAIN	TOTAL LOSS	END STREN.	BEGIN STREN.	TOTAL GAIN	TOTAL LOSS	END STREN.	BEGIN STREN.	TOTAL GAIN	TOTAL LOSS	END STREN.
PHARMACIST	USAR	213	5	8	210	210	1	1	210	210	3	2	211
	USNR	0	0	0	0	0	0	0	0	0	0	0	0
	USAFR	4	0	0	4	4	0	0	4	4	1	0	5
	TOTAL	217	5	8	214	214	1	1	214	214	4	2	216
PODIATRIST	USAR	56	2	2	56	56	8	8	56	56	3	4	55
	USNR	0	0	0	0	0	0	0	0	0	0	0	0
	USAFR	3	0	0	3	3	0	1	2	2	0	2	0
	TOTAL	59	2	2	59	59	8	9	58	58	3	6	55
PSYCHOLOGIST	USAR	92	6	6	92	92	6	6	92	92	1	1	92
	USNR	0	0	0	0	0	0	0	0	0	0	0	0
	USAFR	24	0	0	24	24	0	0	24	24	2	0	26
	TOTAL	116	6	6	116	116	6	6	116	116	3	1	118
VETERINARIAN	USAR	164	4	3	165	165	10	10	165	165	4	3	166
	USNR	0	0	0	0	0	0	0	0	0	0	0	0
	USAFR	0	0	0	0	0	0	0	0	0	0	0	0
	TOTAL	164	4	3	165	165	10	10	165	165	4	3	166

Prepared by: Washington Headquarters Services
Directorate for Information
Operations and Reports

**FORMAT 39: IRR/ING GAINS, LOSSES, AND END STRENGTH
FISCAL YEAR 1987**

DISCIPLINE	SERVICE	CURRENT FY			FY + 1			FY + 2			FY + 3		
		BEGIN STREN.	TOTAL GAIN	TOTAL LOSS	END STREN.	BEGIN STREN.	TOTAL GAIN	TOTAL LOSS	END STREN.	BEGIN STREN.	TOTAL GAIN	TOTAL LOSS	END STREN.
PHYSICIAN ASSISTANT	USAR	135	25	6	154	3	3	154	3	3	154	2	154
	USNR	6	0	0	7	0	0	0	0	0	0	0	0
	USAFR	7	0	0	7	1	0	8	0	0	8	0	8
	TOTAL	148	25	6	168	4	3	162	3	3	162	2	162

Prepared by: Washington Headquarters Services
Directorate for Information Operations and Reports

**FORMAT 39: IRR/ING GAINS, LOSSES, AND END STRENGTH
FISCAL YEAR 1987**

DISCIPLINE	SERVICE	FY + 4			FY + 5			FY + 6					
		BEGIN STREN.	TOTAL GAIN	TOTAL LOSS	END STREN.	BEGIN STREN.	TOTAL GAIN	TOTAL LOSS	END STREN.	BEGIN STREN.	TOTAL GAIN	TOTAL LOSS	END STREN.
PHYSICIAN ASSISTANT	USAR	154	2	2	154	154	3	3	154	154	3	3	154
	USNR	0	0	0	0	0	0	0	0	0	0	0	0
	USAFR	8	0	0	8	8	0	0	8	8	1	0	9
	TOTAL	162	2	2	162	162	3	3	162	162	4	3	163

Prepared by: Washington Headquarters Services
Directorate for Information
Operations and Reports

**FORMAT 40: STANDBY RESERVE GAINS, LOSSES, AND END STRENGTH
FISCAL YEAR 1987**

DISCIPLINE	SERVICE	CURRENT FY				FY + 1				FY + 2				FY + 3			
		BEGIN STREN.	TOTAL GAIN	TOTAL LOSS	END STREN.	BEGIN STREN.	TOTAL GAIN	TOTAL LOSS	END STREN.	BEGIN STREN.	TOTAL GAIN	TOTAL LOSS	END STREN.	BEGIN STREN.	TOTAL GAIN	TOTAL LOSS	END STREN.
PHYSICIAN	USAR	1	0	0	1	1	1	1	1	1	0	0	1	1	1	1	1
	USNR	0	0	0	2344	0	0	0	0	0	0	0	0	0	0	0	0
	USAFR	3147	0	578	2569	2748	179	0	2748	2748	179	0	2927	2927	179	0	3106
	TOTAL	3148	0	578	4914	4914	180	1	2749	2749	179	0	2928	2928	180	1	3107
DENTIST	USAR	0	1	0	1	1	0	0	1	1	1	1	1	1	0	0	1
	USNR	0	0	0	522	522	0	0	0	0	0	0	0	0	0	0	0
	USAFR	530	36	0	566	566	0	14	552	552	0	14	538	538	0	14	524
	TOTAL	530	37	0	1089	1089	0	14	553	553	1	15	539	539	0	14	525
NURSE	USAR	2	2	0	4	4	0	2	2	2	1	1	2	2	2	1	3
	USNR	0	0	0	732	732	0	0	0	0	0	0	0	0	0	0	0
	USAFR	3782	0	278	3504	3504	161	0	3665	3665	161	0	3826	3826	161	0	3987
	TOTAL	3784	2	278	4240	4240	161	2	3667	3667	162	1	3828	3828	163	1	3990
OPTOMETRIST	USAR	0	0	0	0	0	0	0	0	0	0	0	0	0	0	0	0
	USNR	0	0	0	48	48	0	0	0	0	0	0	0	0	0	0	0
	USAFR	230	0	62	168	168	12	0	180	180	12	0	192	192	12	0	204
	TOTAL	230	0	62	216	216	12	0	180	180	12	0	192	192	12	0	204

Prepared by: Washington Headquarters Services
Directorate for Information Operations and Reports

**FORMAT 40: STANDBY RESERVE GAINS, LOSSES, AND END STRENGTH
FISCAL YEAR 1987**

DISCIPLINE	SERVICE	FY + 4				FY + 5				FY + 6			
		BEGIN STREN.	TOTAL GAIN	TOTAL LOSS	END STREN.	BEGIN STREN.	TOTAL GAIN	TOTAL LOSS	END STREN.	BEGIN STREN.	TOTAL GAIN	TOTAL LOSS	END STREN.
PHYSICIAN	USAR	1	0	0	1	1	1	1	1	1	0	0	1
	USNR	0	0	0	0	0	0	0	0	0	0	0	0
	USAFR	3106	179	0	3285	3285	177	0	3462	3462	181	0	3643
	TOTAL	3107	179	0	3286	3286	178	1	3463	3463	181	0	3644
DENTIST	USAR	1	1	1	1	1	0	0	1	1	1	1	1
	USNR	0	0	0	0	0	0	0	0	0	0	0	0
	USAFR	524	0	14	510	510	0	13	497	497	0	14	483
	TOTAL	525	1	15	511	511	0	13	498	498	1	15	484
NURSE	USAR	3	1	1	3	3	1	1	3	3	2	2	3
	USNR	0	0	0	0	0	0	0	0	0	0	0	0
	USAFR	3987	161	0	4148	4148	163	0	4311	4311	159	0	4470
	TOTAL	3990	162	1	4151	4151	164	1	4314	4314	161	2	4473
OPTOMETRIST	USAR	0	0	0	0	0	0	0	0	0	0	0	0
	USNR	0	0	0	0	0	0	0	0	0	0	0	0
	USAFR	204	12	0	216	216	14	0	230	230	0	0	230
	TOTAL	204	12	0	216	216	14	0	230	230	0	0	230

Prepared by: Washington Headquarters Services
Directorate for Information
Operations and Reports

**FORMAT 40: STANDBY RESERVE GAINS, LOSSES, AND END STRENGTH
FISCAL YEAR 1987**

DISCIPLINE	SERVICE	CURRENT FY				FY + 1				FY + 2				FY + 3			
		BEGIN STREN.	TOTAL GAIN	TOTAL LOSS	END STREN.	BEGIN STREN.	TOTAL GAIN	TOTAL LOSS	END STREN.	BEGIN STREN.	TOTAL GAIN	TOTAL LOSS	END STREN.	BEGIN STREN.	TOTAL GAIN	TOTAL LOSS	END STREN.
PHARMACIST	USAR	0	0	0	0	0	0	0	0	0	0	0	0	0	0	0	0
	USNR	0	0	0	7	0	0	0	0	0	0	0	0	0	0	0	0
	USAFR	88	0	45	43	43	28	0	71	71	28	0	99	99	28	0	127
	TOTAL	88	0	45	50	50	28	0	71	71	28	0	99	99	28	0	127
PODIATRIST	USAR	0	0	0	0	0	0	0	0	0	0	0	0	0	0	0	0
	USNR	0	0	0	1	1	0	0	0	0	0	0	0	0	0	0	0
	USAFR	27	0	4	23	23	1	0	24	24	1	0	25	25	1	0	26
	TOTAL	27	0	4	24	24	1	0	24	24	1	0	25	25	1	0	26
PSYCHOLOGIST	USAR	1	0	0	1	1	1	1	1	1	0	0	1	1	1	1	1
	USNR	0	0	0	14	14	0	0	0	0	0	0	0	0	0	0	0
	USAFR	101	0	20	81	81	2	0	83	83	2	0	85	85	2	0	87
	TOTAL	102	0	20	96	96	3	1	84	84	2	0	86	86	3	1	88
VETERINARIAN	USAR	0	1	0	1	1	0	0	1	1	1	1	1	1	0	0	1
	USNR	0	0	0	0	0	0	0	0	0	0	0	0	0	0	0	0
	USAFR	35	3	0	38	38	0	8	30	30	7	7	23	23	0	7	16
	TOTAL	35	4	0	39	39	0	8	31	31	8	8	24	24	0	7	17

Prepared by: Washington Headquarters Services
Directorate for Information
Operations and Reports

**FORMAT 40: STANDBY RESERVE GAINS, LOSSES, AND END STRENGTH
FISCAL YEAR 1987**

DISCIPLINE	SERVICE	FY + 4				FY + 5				FY + 6			
		BEGIN STREN.	TOTAL GAIN	TOTAL LOSS	END STREN.	BEGIN STREN.	TOTAL GAIN	TOTAL LOSS	END STREN.	BEGIN STREN.	TOTAL GAIN	TOTAL LOSS	END STREN.
PHARMACIST	USAR	0	0	0	0	0	0	0	0	0	0	0	0
	USNR	0	0	0	0	0	0	0	0	0	0	0	0
	USAFR	127	28	0	155	155	26	0	181	181	0	0	181
	TOTAL	127	28	0	155	155	26	0	181	181	0	0	181
PODIATRIST	USAR	0	0	0	0	0	0	0	0	0	0	0	0
	USNR	0	0	0	0	0	0	0	0	0	0	0	0
	USAFR	26	1	0	27	27	0	0	27	27	1	0	28
	TOTAL	26	1	0	27	27	0	0	27	27	1	0	28
PSYCHOLOGIST	USAR	1	0	1	0	0	0	0	0	0	0	0	0
	USNR	0	0	0	0	0	0	0	0	0	0	0	0
	USAFR	87	2	0	89	89	1	0	90	90	1	0	91
	TOTAL	88	2	1	89	89	1	0	90	90	1	0	91
VETERINARIAN	USAR	1	1	1	1	1	0	0	1	1	1	1	1
	USNR	0	0	0	0	0	0	0	0	0	0	0	0
	USAFR	16	0	7	9	9	0	9	0	0	0	0	0
	TOTAL	17	1	8	10	10	0	9	1	1	1	1	1

Prepared by: Washington Headquarters Services
Directorate for Information
Operations and Reports

**FORMAT 40: STANDBY RESERVE GAINS, LOSSES, AND END STRENGTH
FISCAL YEAR 1987**

DISCIPLINE	SERVICE	CURRENT FY				FY + 1				FY + 2				FY + 3			
		BEGIN STREN.	TOTAL GAIN	TOTAL LOSS	END STREN.	BEGIN STREN.	TOTAL GAIN	TOTAL LOSS	END STREN.	BEGIN STREN.	TOTAL GAIN	TOTAL LOSS	END STREN.	BEGIN STREN.	TOTAL GAIN	TOTAL LOSS	END STREN.
PHYSICIAN ASSISTANT	USAR	1	1	0	2	2	0	0	2	2	1	1	2	2	1	1	2
	USNR	0	0	0	1	1	0	0	0	0	0	0	0	0	0	0	0
	USAFR	20	0	1	19	19	0	1	18	18	0	1	17	17	0	1	16
	TOTAL	21	1	1	22	22	0	1	20	20	1	2	19	19	1	2	18
GRAND TOTALS	USAR	5	5	0	10	10	2	4	8	8	4	4	8	8	5	4	9
	USNR	0	0	0	3669	3669	0	0	0	0	0	0	0	0	0	0	0
	USAFR	7960	39	988	7011	7011	383	23	7371	7371	383	22	7732	7732	382	22	8093
	TOTAL	7965	44	988	10690	10690	385	27	7379	7379	387	26	7740	7740	388	26	8102

Prepared by: Washington Headquarters Services
Directorate for Information
Operations and Reports

**FORMAT 40: STANDBY RESERVE GAINS, LOSSES, AND END STRENGTH
FISCAL YEAR 1987**

DISCIPLINE	SERVICE	FY + 4			FY + 5			FY + 6					
		BEGIN STREN.	TOTAL GAIN	TOTAL LOSS	END STREN.	BEGIN STREN.	TOTAL GAIN	TOTAL LOSS	END STREN.	BEGIN STREN.	TOTAL GAIN	TOTAL LOSS	END STREN.
PHYSICIAN ASSISTANT	USAR	2	1	1	2	2	0	0	2	2	1	1	2
	USNR	0	0	0	0	0	0	0	0	0	0	0	0
	USAFR	16	0	0	16	16	0	0	16	16	0	0	16
	TOTAL	18	1	1	18	18	0	0	18	18	1	1	18
GRAND TOTALS	USAR	9	4	5	8	8	2	2	8	8	5	5	8
	USNR	0	0	0	0	0	0	0	0	0	0	0	0
	USAFR	8093	383	21	8455	8455	381	22	8814	8814	342	14	9142
	TOTAL	8102	387	26	8463	8463	383	24	8822	8822	347	19	9150

Prepared by: Washington Headquarters Services
Directorate for Information Operations and Reports

**FORMAT 41: SELECTED RESERVE RECRUITMENT BY DISCIPLINE BY YEAR
FISCAL YEAR 1987**

DISCIPLINE	SERVICE	CURRENT FISCAL YEAR					
		GOAL	NO. OF APPLICANTS	NO. OF SELECTEES	NO. ENTERED SEL. RES.	NO. DECLINED	
PHYSICIAN	USAR	550	550	525	507	18	
	ARNG	319	0	248	158	0	
	USNR	314	63	77	357	11	
	USAFR	0	127	119	117	2	
	ANG	143	59	49	35	14	
	TOTAL	1326	799	1018	1174	45	
	SCIENTIST	USAR	0	80	62	28	3
		ARNG	0	0	37	25	0
		USNR	38	14	10	94	0
		USAFR	0	20	20	20	0
		ANG	18	15	13	11	2
		TOTAL	56	129	142	178	5
		NURSE	USAR	1139	53	907	1149
ARNG			262	0	236	97	0
USNR			368	143	189	325	13
USAFR			0	390	377	367	10
ANG			115	93	85	78	7
TOTAL			1884	679	1794	2016	142

Prepared by Washington Headquarters Services
Directorate for Information Operations and Reports

**FORMAT 41: SELECTED RESERVE RECRUITMENT BY DISCIPLINE BY YEAR
FISCAL YEAR 1987**

DISCIPLINE	SERVICE	GOAL	CURRENT FISCAL YEAR				
			NO. OF APPLICANTS	NO. OF SELECTEES	NO. ENTERED SEL. RES.	NO. DECLINED	
OPTOMETRIST	USAR	0	7	7	4	0	
	ARNG	0	0	0	3	0	
	USNR	0	4	0	10	0	
	USAFR	0	9	9	9	0	
	ANG	13	5	5	5	0	
TOTAL	13	25	21	31	0		
PHARMACIST	USAR	15	25	20	11	1	
	ARNG	0	0	0	7	0	
	USNR	10	21	6	17	1	
	USAFR	0	7	7	7	0	
	ANG	0	0	0	0	0	
TOTAL	25	53	33	42	2		
PODIATRIST	USAR	0	7	7	1	3	
	ARNG	0	0	0	0	0	
	USNR	3	3	2	2	0	
	USAFR	0	3	3	3	0	
	ANG	0	0	0	0	0	
TOTAL	3	13	12	6	3		

Prepared by: Washington Headquarters Services
Directorate for Information Operations and Reports

**FORMAT 41: SELECTED RESERVE RECRUITMENT BY DISCIPLINE BY YEAR
FISCAL YEAR 1987**

DISCIPLINE	SERVICE	CURRENT FISCAL YEAR				
		GOAL	NO. OF APPLICANTS	NO. OF SELECTEES	NO. ENTERED SEL. RES.	NO. DECLINED
PSYCHOLOGIST	USAR	0	3	1	0	0
	ARNG	0	0	0	3	0
	USNR	0	10	1	7	0
	USAFR	0	4	4	4	0
	ANG	2	3	1	1	0
TOTAL	2	20	7	15	0	
VETERINARIAN	USAR	0	13	12	12	0
	ARNG	0	0	6	5	0
	USNR	0	0	0	0	0
	USAFR	0	4	4	4	0
	ANG	0	0	0	0	0
TOTAL	0	17	22	21	0	
PHYSICIAN ASSISTANT	USAR	0	0	0	0	0
	ARNG	0	0	64	48	0
	USNR	40	16	19	13	4
	USAFR	0	8	8	8	0
	ANG	4	6	4	3	1
TOTAL	44	30	95	72	5	

Prepared by: Washington Headquarters Services
Directorate for Information
Operations and Reports

**FORMAT 41: SELECTED RESERVE RECRUITMENT BY DISCIPLINE BY YEAR
FISCAL YEAR 1987**

DISCIPLINE	SERVICE	STIPEND PROGRAM			LOAN REPAYMENT PROGRAM		
		GOAL	NO. OF APPLICANTS	NO. ENTERED	GOAL	NO. OF APPLICANTS	NO. ENTERED
GENERAL SURGERY	USAR	0	22	21	0	3	3
	ARNG	0	0	0	0	3	3
	USNR	0	3	0	0	0	0
	USAFR	0	0	0	0	0	0
	ANG	0	0	0	0	0	0
	TOTAL	0	25	21	0	6	6
ORTHOPEDIC SURGERY	USAR	0	7	7	0	2	2
	ARNG	0	0	0	0	0	0
	USNR	0	0	0	0	0	0
	USAFR	0	0	0	0	0	0
	ANG	0	0	0	0	0	0
	TOTAL	0	7	7	0	2	2

Prepared by: Washington Headquarters Services
Directorate for Information
Operations and Reports

**FORMAT 41: SELECTED RESERVE RECRUITMENT BY DISCIPLINE BY YEAR
FISCAL YEAR 1987**

DISCIPLINE	SERVICE	STIPEND PROGRAM			LOAN REPAYMENT PROGRAM		
		GOAL	NO. OF APPLICANTS	NO. ENTERED	GOAL	NO. OF APPLICANTS	NO. ENTERED
ANESTHESIOLOGY	USAR	0	7	6	0	1	1
	ARNG	0	0	0	0	0	0
	USNR	0	2	0	0	0	0
	USAFR	0	0	0	0	0	0
	ANG	0	0	0	0	0	0
	TOTAL	0	9	6	0	1	1
NURSE ANESTHETIST	USAR	0	0	0	0	0	0
	ARNG	0	0	0	0	4	4
	USNR	0	1	0	0	1	1
	USAFR	0	0	0	0	3	3
	ANG	0	0	0	0	0	0
	TOTAL	0	1	0	0	8	8

Prepared by: Washington Headquarters Services
Directorate for Information
Operations and Reports

**FORMAT 41: SELECTED RESERVE RECRUITMENT BY DISCIPLINE BY YEAR
FISCAL YEAR 1987**

DISCIPLINE	SERVICE	STIPEND PROGRAM			LOAN REPAYMENT PROGRAM		
		GOAL	NO. OF APPLICANTS	NO. ENTERED	GOAL	NO. OF APPLICANTS	NO. ENTERED
OPERATING ROOM NURSE	USAR	0	0	0	0	0	0
	ARNG	0	0	0	0	5	5
	USNR	0	1	0	0	2	2
	USAFR	0	0	0	0	0	0
	ANG	0	0	0	0	2	2
	TOTAL	0	1	0	0	9	9
GEN PRACTICE PHYSICIAN	USAR	0	0	0	0	0	0
	ARNG	0	0	0	0	10	10
	USNR	0	1	0	0	0	0
	USAFR	0	0	0	0	0	0
	ANG	0	0	0	0	0	0
	TOTAL	0	1	0	0	10	10

Prepared by: Washington Headquarters Services
Directorate for Information
Operations and Reports

**FORMAT 41: SELECTED RESERVE RECRUITMENT BY DISCIPLINE BY YEAR
FISCAL YEAR 1987**

DISCIPLINE	SERVICE	STIPEND PROGRAM			LOAN REPAYMENT PROGRAM		
		GOAL	NO. OF APPLICANTS	NO. ENTERED	GOAL	NO. OF APPLICANTS	NO. ENTERED
EMERGENCY MEDICINE	USAR	0	0	0	0	0	0
	ARNG	0	0	0	0	4	4
	USNR	0	0	0	0	0	0
	USAFR	0	0	0	0	0	0
	ANG	0	0	0	0	0	0
	TOTAL	0	0	0	0	4	4
MED/SURGICAL NURSE	USAR	0	0	0	0	0	0
	ARNG	0	0	0	0	25	25
	USNR	0	2	0	0	0	0
	USAFR	0	0	0	0	0	0
	ANG	0	0	0	0	0	0
	TOTAL	0	2	0	0	25	25

Prepared by Washington Headquarters Services
Directorate for Information
Operations and Reports

**FORMAT 42: IRR/ING RECRUITMENT BY DISCIPLINE BY YEAR
FISCAL YEAR 1987**

DISCIPLINE	SERVICE	CURRENT FISCAL YEAR					
		GOAL	NO. OF APPLICANTS	NO. OF SELECTEES	NO. ENTERED IRR/ING	NO. DECLINED	
PHYSICIAN	USAR	104	120	117	110	7	
	USNR	0	0	0	0	0	
	USAFR	0	0	0	0	0	
	TOTAL	104	120	117	110	7	
DENTIST	USAR	0	4	4	4	0	
	USNR	0	0	0	0	0	
	USAFR	0	0	0	0	0	
	TOTAL	0	4	4	4	0	
NURSE	USAR	0	45	43	43	0	
	USNR	0	0	0	0	0	
	USAFR	0	0	0	0	0	
	TOTAL	0	45	43	43	0	
OPTOMETRIST	USAR	0	0	0	2	0	
	USNR	0	0	0	0	0	
	USAFR	0	0	0	0	0	
	TOTAL	0	0	0	2	0	

Prepared by: Washington Headquarters Services
Directorate for Information
Operations and Reports

**FORMAT 42: IRR/ING RECRUITMENT BY DISCIPLINE BY YEAR
FISCAL YEAR 1987**

DISCIPLINE	SERVICE	CURRENT FISCAL YEAR				
		GOAL	NO. OF APPLICANTS	NO. OF SELECTEES	NO. ENTERED IRR/ING	NO. DECLINED
PHARMACIST	USAR	15	0	0	5	0
	USNR	0	0	0	0	0
	USAFR	0	0	0	0	0
	TOTAL	15	0	0	5	0
PODIATRIST	USAR	0	0	0	3	0
	USNR	0	0	0	0	0
	USAFR	0	0	0	0	0
	TOTAL	0	0	0	3	0
PSYCHOLOGIST	USAR	0	0	0	0	0
	USNR	0	0	0	0	0
	USAFR	0	0	0	0	0
	TOTAL	0	0	0	0	0
VETERINARIAN	USAR	0	0	0	0	0
	USNR	0	0	0	0	0
	USAFR	0	0	0	0	0
	TOTAL	0	0	0	0	0

Prepared by Washington Headquarters Services
Directorate for Information
Operations and Reports

**FORMAT 42: IRR/ING RECRUITMENT BY DISCIPLINE BY YEAR
FISCAL YEAR 1987**

DISCIPLINE	SERVICE	CURRENT FISCAL YEAR				
		GOAL	NO. OF APPLICANTS	NO. OF SELECTEES	NO. ENTERED IRR/ING	NO. DECLINED
PHYSICIAN ASSISTANT	USAR	0	0	0	0	0
	USNR	0	0	0	0	0
	USAFR	0	0	0	0	0
	TOTAL	0	0	0	0	0

Prepared by: Washington Headquarters Services
Directorate for Information
Operations and Reports

**FORMAT 42: IRR/ING RECRUITMENT BY DISCIPLINE BY YEAR
FISCAL YEAR 1987**

DISCIPLINE	SERVICE	STIPEND PROGRAM			LOAN REPAYMENT PROGRAM		
		GOAL	NO. OF APPLICANTS	NO. ENTERED	GOAL	NO. OF APPLICANTS	NO. ENTERED
GENERAL SURGERY	USAR	0	0	0	0	0	0
	USAR	0	0	0	0	0	0
	USNR	0	0	0	0	0	0
	USAFR	0	0	0	0	0	0
	TOTAL	0	0	0	0	0	0
ORTHOPEDIC SURGERY	USAR	0	0	0	0	0	0
	USNR	0	0	0	0	0	0
	USAFR	0	0	0	0	0	0
	TOTAL	0	0	0	0	0	0

Prepared by Washington Headquarters Services
Directorate for Information Operations and Reports

**FORMAT 42: IRR/ING RECRUITMENT BY DISCIPLINE BY YEAR
FISCAL YEAR 1987**

DISCIPLINE	SERVICE	STIPEND PROGRAM			LOAN REPAYMENT PROGRAM		
		GOAL	NO. OF APPLICANTS	NO. ENTERED	GOAL	NO. OF APPLICANTS	NO. ENTERED
ANESTHESIOLOGY	USAR	0	0	0	0	0	0
	USNR	0	0	0	0	0	0
	USAFR	0	0	0	0	0	0
	TOTAL	0	0	0	0	0	0
NURSE ANESTHETIST	USAR	0	0	0	0	0	0
	USNR	0	0	0	0	0	0
	USAFR	0	0	0	0	0	0
	TOTAL	0	0	0	0	0	0

Prepared by: Washington Headquarters Services
Directorate for Information
Operations and Reports

**FORMAT 42: IRR/ING RECRUITMENT BY DISCIPLINE BY YEAR
FISCAL YEAR 1987**

DISCIPLINE	SERVICE	STIPEND PROGRAM			LOAN REPAYMENT PROGRAM		
		GOAL	NO. OF APPLICANTS	NO. ENTERED	GOAL	NO. OF APPLICANTS	NO. ENTERED
OPERATING ROOM NURSE	USAR	0	0	0	0	0	0
	USNR	0	0	0	0	0	0
	USAFR	0	0	0	0	0	0
	TOTAL	0	0	0	0	0	0

Prepared by: Washington Headquarters Services
Directorate for Information
Operations and Reports

**FORMAT 44: RESERVE COMPONENT PHYSICIANS AUTHORIZED AND ASSIGNED BY
PRIMARY SPECIALTY - FISCAL YEAR 1987**

MEDICAL SPECIALTY	SERVICE	SERVICE RQMT.	SELECTED RESERVE		IRR/ING ASSIGNED	STANDBY ASSIGNED	TOTAL ASSIGNED
			AUTH.	ASSGN.			
ANESTHESIOLOGY	USAR	856	177	108	90	0	198
	ARNG	31	21	12	0	0	12
	USNR	246	104	57	43	108	208
	USAFR	293	39	33	10	112	155
	ANG	0	0	17	0	0	17
TOTAL	1426	341	227	143	220	590	
AVIATION MEDICINE/AEROSPACE	USAR	45	14	21	41	0	62
	ARNG	94	79	45	0	0	45
	USNR	151	78	32	45	74	151
	USAFR	62	271	182	14	181	377
	ANG	390	324	124	0	0	124
TOTAL	742	766	404	100	255	759	
DERMATOLOGY	USAR	137	34	27	26	0	53
	ARNG	0	0	2	0	0	2
	USNR	56	17	10	10	23	43
	USAFR	29	9	9	1	27	37
	ANG	0	0	4	0	0	4
TOTAL	222	60	52	37	50	139	

Prepared by Washington Headquarters Services
Directorate for Information
Operations and Reports

**FORMAT 44: RESERVE COMPONENT PHYSICIANS AUTHORIZED AND ASSIGNED BY
PRIMARY SPECIALTY - FISCAL YEAR 1987**

MEDICAL SPECIALTY	SERVICE	SERVICE RQMT.	SELECTED RESERVE		IRR/ING ASSIGNED	STANDBY ASSIGNED	TOTAL ASSIGNED
			AUTH.	ASSGN.			
EMERGENCY MEDICINE	USAR	216	100	34	40	0	74
	ARNG	171	157	25	0	0	25
	USNR	38	7	24	13	19	56
	USAFR	22	35	23	2	95	120
	ANG	91	11	10	0	0	10
	TOTAL	538	310	116	55	114	285
EXECUTIVE MEDICINE	USAR	334	154	16	16	0	32
	ARNG	194	179	60	0	0	60
	USNR	62	44	1	0	1	2
	USAFR	6	22	17	1	4	22
	ANG	0	4	4	0	0	4
	TOTAL	596	403	98	17	5	120
FAMILY PRACTICE	USAR	1259	2	161	163	0	324
	ARNG	18	27	38	0	0	38
	USNR	200	107	93	62	147	302
	USAFR	0	0	39	23	100	162
	ANG	0	0	0	0	0	0
	TOTAL	1477	136	331	248	247	826

Prepared by: Washington Headquarters Services
Directorate for Information
Operations and Reports

**FORMAT 44: RESERVE COMPONENT PHYSICIANS AUTHORIZED AND ASSIGNED BY
PRIMARY SPECIALTY - FISCAL YEAR 1987**

MEDICAL SPECIALTY	SERVICE	SERVICE RQMT.	SELECTED RESERVE		IRR/ING ASSIGNED	STANDBY ASSIGNED	TOTAL ASSIGNED
			AUTH.	ASSGN.			
GENERAL MEDICINE	USAR	12	677	364	571	0	935
	ARNG	361	397	235	0	0	235
	USNR	1493	664	349	678	639	1666
	USAFR	75	144	53	37	299	389
	ANG	91	150	130	0	0	130
	TOTAL	2032	2032	1131	1286	938	3355
INTERNAL MEDICINE ALLERGY/IMMUNOLOGY	USAR	68	4	20	6	0	26
	ARNG	0	0	1	0	0	1
	USNR	0	0	0	0	0	0
	USAFR	0	0	3	1	8	12
	ANG	0	0	0	0	0	0
	TOTAL	68	4	24	7	8	39
CARDIOLOGY/CARDIOVASCULAR	USAR	173	34	23	34	0	57
	ARNG	0	0	2	0	0	2
	USNR	0	0	0	0	0	0
	USAFR	0	0	0	0	0	0
	ANG	0	0	0	0	0	0
	TOTAL	173	34	25	34	0	59

Prepared by: Washington Headquarters Services
Directorate for Information
Operations and Reports

**FORMAT 44: RESERVE COMPONENT PHYSICIANS AUTHORIZED AND ASSIGNED BY
PRIMARY SPECIALTY - FISCAL YEAR 1987**

MEDICAL SPECIALTY	SERVICE	SERVICE ROMT.	SELECTED RESERVE		IRR/ING ASSIGNED	STANDBY ASSIGNED	TOTAL ASSIGNED
			AUTH.	ASSGN.			
ENDOCRINOLOGY/METABOLISM	USAR	23	0	5	10	0	15
	ARNG	0	0	0	0	0	0
	USNR	0	0	0	0	0	0
	USAFR	0	0	0	0	0	0
	ANG	0	0	0	0	0	0
TOTAL	23	0	5	10	0	15	
GASTROENTEROLOGY	USAR	125	45	23	11	0	34
	ARNG	0	0	0	0	0	0
	USNR	0	0	0	0	0	0
	USAFR	0	0	0	0	0	0
	ANG	0	0	0	0	0	0
TOTAL	125	45	23	11	0	34	
GENERAL INTERNIST	USAR	1335	496	315	249	0	564
	ARNG	94	91	66	0	0	66
	USNR	371	141	111	82	299	492
	USAFR	68	73	63	22	237	328
	ANG	0	0	64	0	0	64
TOTAL	1868	801	625	353	536	1514	

Prepared by: Washington Headquarters Services
Directorate for Information
Operations and Reports

**FORMAT 44: RESERVE COMPONENT PHYSICIANS AUTHORIZED AND ASSIGNED BY
PRIMARY SPECIALTY - FISCAL YEAR 1987**

MEDICAL SPECIALTY	SERVICE	SERVICE RQMT.	SELECTED RESERVE		IRR/ING ASSIGNED	STANDBY ASSIGNED	TOTAL ASSIGNED
			AUTH.	ASSGN.			
HEMATOLOGY, ONCOLOGY	USAR	25	0	5	5	0	10
	ARNG	0	0	0	0	0	0
	USNR	0	0	0	0	0	0
	USAFR	0	0	0	0	0	0
	ANG	0	0	0	0	0	0
TOTAL	25	0	5	5	0	10	
INFECTIOUS DISEASE	USAR	30	0	16	4	0	20
	ARNG	0	0	0	0	0	0
	USNR	0	0	0	0	0	0
	USAFR	0	0	0	0	0	0
	ANG	0	0	0	0	0	0
TOTAL	30	0	16	4	0	20	
NEPHROLOGY	USAR	36	0	15	19	0	34
	ARNG	0	0	0	0	0	0
	USNR	0	0	0	0	0	0
	USAFR	0	0	0	0	0	0
	ANG	0	0	0	0	0	0
TOTAL	36	0	15	19	0	34	

Prepared by: Washington Headquarters Services
Directorate for Information
Operations and Reports

**FORMAT 44: RESERVE COMPONENT PHYSICIANS AUTHORIZED AND ASSIGNED BY
PRIMARY SPECIALTY - FISCAL YEAR 1987**

MEDICAL SPECIALTY	SERVICE	SERVICE RQMT.	SELECTED RESERVE		IRR/ING ASSIGNED	STANDBY ASSIGNED	TOTAL ASSIGNED
			AUTH.	ASSGN.			
PULMONARY	USAR	83	12	20	12	0	32
	ARNG	0	0	2	0	0	2
	USNR	0	0	0	0	0	0
	USAFR	0	0	0	0	0	0
	ANG	0	0	0	0	0	0
	TOTAL	83	12	22	12	0	34
RHEUMATOLOGY	USAR	5	0	11	1	0	12
	ARNG	0	0	1	0	0	1
	USNR	0	0	0	0	0	0
	USAFR	0	0	0	0	0	0
	ANG	0	0	0	0	0	0
	TOTAL	5	0	12	1	0	13
TROPICAL	USAR	0	0	0	0	0	0
	ARNG	0	0	0	0	0	0
	USNR	0	0	0	0	0	0
	USAFR	0	0	0	0	0	0
	ANG	0	0	0	0	0	0
	TOTAL	0	0	0	0	0	0

Prepared by: Washington Headquarters Services
Directorate for Information
Operations and Reports

**FORMAT 44: RESERVE COMPONENT PHYSICIANS AUTHORIZED AND ASSIGNED BY
PRIMARY SPECIALTY - FISCAL YEAR 1987**

MEDICAL SPECIALTY	SERVICE	SERVICE ROMT.	SELECTED RESERVE		IRR/ING ASSIGNED	STANDBY ASSIGNED	TOTAL ASSIGNED
			AUTH.	ASSGN.			
NEUROLOGY	USAR	103	41	38	27	0	65
	ARNG	0	0	2	0	0	2
	USNR	121	10	12	8	26	46
	USAFR	46	4	5	2	37	44
	ANG	0	0	4	0	0	4
TOTAL	270	55	61	37	63	161	
NUCLEAR MEDICINE	USAR	28	0	21	5	0	26
	ARNG	0	0	3	0	0	3
	USNR	8	0	4	1	1	6
	USAFR	0	0	0	0	2	2
	ANG	0	0	0	0	0	0
TOTAL	36	0	28	6	3	37	
OBSTETRICS/GYNECOLOGY	USAR	217	121	106	142	0	248
	ARNG	15	12	12	0	0	12
	USNR	172	29	45	47	113	205
	USAFR	0	23	23	13	129	165
	ANG	0	0	20	0	0	20
TOTAL	404	185	206	202	242	650	

Prepared by: Washington Headquarters Services
Directorate for Information
Operations and Reports

**FORMAT 44: RESERVE COMPONENT PHYSICIANS AUTHORIZED AND ASSIGNED BY
PRIMARY SPECIALTY - FISCAL YEAR 1987**

MEDICAL SPECIALTY	SERVICE	SERVICE ROMT.	SELECTED RESERVE		IRR/ING ASSIGNED	STANDBY ASSIGNED	TOTAL ASSIGNED
			AUTH.	ASSGN.			
OPHTHALMOLOGY	USAR	170	61	63	53	0	116
	ARNG	10	8	13	0	0	13
	USNR	108	26	38	14	68	120
	USAFR	33	23	24	5	115	144
	ANG	0	0	13	0	0	13
	TOTAL	321	118	151	72	183	406
ORTHOPEDIC SURGERY	USAR	1511	319	100	90	0	190
	ARNG	74	54	26	0	0	26
	USNR	194	94	52	28	124	204
	USAFR	444	75	43	3	189	235
	ANG	0	18	15	0	0	15
	TOTAL	2223	560	236	121	313	670
OTORHINOLARYNGOLOGY	USAR	171	57	48	36	0	84
	ARNG	10	8	7	0	0	7
	USNR	38	31	23	26	56	105
	USAFR	0	8	14	10	75	99
	ANG	0	0	8	0	0	8
	TOTAL	219	104	100	72	131	303

Prepared by: Washington Headquarters Services
Directorate for Information
Operations and Reports

**FORMAT 44: RESERVE COMPONENT PHYSICIANS AUTHORIZED AND ASSIGNED BY
PRIMARY SPECIALTY - FISCAL YEAR 1987**

MEDICAL SPECIALTY	SERVICE	SERVICE RQMT.	SELECTED RESERVE		IRR/ING ASSIGNED	STANDBY ASSIGNED	TOTAL ASSIGNED
			AUTH.	ASSGN.			
PATHOLOGY	USAR	304	64	150	92	0	242
	ARNG	5	10	8	0	0	8
	USNR	116	32	31	20	66	117
	USAFR	30	20	33	3	57	93
	ANG	0	0	4	0	0	4
	TOTAL	455	126	226	115	123	464
PEDIATRICS	USAR	11	38	172	124	0	296
	ARNG	0	0	11	0	0	11
	USNR	147	17	55	31	92	178
	USAFR	0	22	27	16	136	179
	ANG	0	0	0	0	0	0
	TOTAL	158	77	265	171	228	664
PHYSICAL MEDICINE	USAR	25	0	36	19	0	55
	ARNG	0	0	4	0	0	4
	USNR	2	0	4	3	3	10
	USAFR	0	0	0	0	0	0
	ANG	0	0	0	0	0	0
	TOTAL	27	0	44	22	3	69

Prepared by: Washington Headquarters Services
Directorate for Information
Operations and Reports

**FORMAT 44: RESERVE COMPONENT PHYSICIANS AUTHORIZED AND ASSIGNED BY
PRIMARY SPECIALTY - FISCAL YEAR 1987**

MEDICAL SPECIALTY	SERVICE	SERVICE RQMT.	SELECTED RESERVE		IRR/ING ASSIGNED	STANDBY ASSIGNED	TOTAL ASSIGNED
			AUTH.	ASSGN.			
PREVENTIVE MEDICINE	USAR	145	70	28	10	0	38
	ARNG	39	39	16	0	0	16
	USNR	19	11	26	6	11	43
	USAFR	0	0	0	0	0	0
	ANG	0	0	0	0	0	0
	TOTAL	203	120	70	16	11	97
PSYCHIATRY	USAR	425	97	189	99	0	288
	ARNG	24	22	14	0	0	14
	USNR	108	45	39	36	96	171
	USAFR	116	25	35	5	99	139
	ANG	91	8	18	0	0	18
	TOTAL	764	197	295	140	195	630
RADIOLOGY	USAR	393	150	112	108	0	220
	ARNG	15	14	13	0	0	13
	USNR	131	69	38	44	102	184
	USAFR	79	25	40	7	159	206
	ANG	0	0	15	0	0	15
	TOTAL	618	258	218	159	261	638

Prepared by: Washington Headquarters Services
Directorate for Information
Operations and Reports

**FORMAT 44: RESERVE COMPONENT PHYSICIANS AUTHORIZED AND ASSIGNED BY
PRIMARY SPECIALTY - FISCAL YEAR 1987**

MEDICAL SPECIALTY	SERVICE	SERVICE RQMT.	SELECTED RESERVE		IRR/ING ASSIGNED	STANDBY ASSIGNED	TOTAL ASSIGNED
			AUTH.	ASSGN.			
SURGERY CARDIAC/THORACIC	USAR	140	66	28	16	0	44
	ARNG	25	18	11	0	0	11
	USNR	36	15	14	9	20	43
	USAFR	50	0	1	0	46	47
	ANG	0	0	0	0	0	5
TOTAL	251	99	59	25	66	150	
COLON/RECTAL	USAR	0	0	0	0	0	0
	ARNG	0	0	0	0	0	0
	USNR	0	0	0	0	0	0
	USAFR	0	0	0	0	3	3
	ANG	0	0	1	0	0	1
TOTAL	0	0	1	0	3	4	
GENERAL	USAR	1171	616	270	218	1	489
	ARNG	278	245	113	0	0	113
	USNR	297	135	84	53	147	284
	USAFR	298	212	75	23	331	429
	ANG	0	17	21	0	0	21
TOTAL	2044	1225	563	294	479	1336	

Prepared by: Washington Headquarters Services
Directorate for Information
Operations and Reports

**FORMAT 44: RESERVE COMPONENT PHYSICIANS AUTHORIZED AND ASSIGNED BY
PRIMARY SPECIALTY - FISCAL YEAR 1987**

MEDICAL SPECIALTY	SERVICE	SERVICE RQMT.	SELECTED RESERVE		IRR/ING ASSIGNED	STANDBY ASSIGNED	TOTAL ASSIGNED
			AUTH.	ASSGN.			
NEUROLOGICAL	USAR	93	150	38	25	0	63
	ARNG	9	8	7	0	0	7
	USNR	52	11	17	5	17	39
	USAFR	54	0	0	3	47	50
	ANG	0	0	0	0	0	0
TOTAL		208	169	62	33	64	159
ONCOLOGY	USAR	0	0	5	7	0	12
	ARNG	0	0	0	0	0	0
	USNR	0	0	0	0	0	0
	USAFR	0	0	0	0	0	0
	ANG	0	0	0	0	0	0
TOTAL		0	0	5	7	0	12
PEDIATRIC	USAR	0	0	0	0	0	0
	ARNG	0	0	0	0	0	0
	USNR	0	0	0	0	0	0
	USAFR	0	0	0	0	0	0
	ANG	0	0	0	0	0	0
TOTAL		0	0	0	0	0	0

Prepared by: Washington Headquarters Services
Directorate for Information
Operations and Reports

**FORMAT 44: RESERVE COMPONENT PHYSICIANS AUTHORIZED AND ASSIGNED BY
PRIMARY SPECIALTY - FISCAL YEAR 1987**

MEDICAL SPECIALTY	SERVICE	SERVICE ROMT.	SELECTED RESERVE		IRR/ING ASSIGNED	STANDBY ASSIGNED	TOTAL ASSIGNED
			AUTH.	ASSGN.			
PERIPHERAL VASCULAR	USAR	11	0	3	1	0	4
	ARNG	0	0	0	0	0	0
	USNR	0	0	0	0	0	0
	USAFR	0	0	0	0	0	0
	ANG	0	0	0	0	0	0
TOTAL	11	0	3	1	0	4	
PLASTIC	USAR	36	3	18	17	0	35
	ARNG	0	0	0	0	0	0
	USNR	19	5	15	8	22	45
	USAFR	0	0	0	0	8	8
	ANG	0	0	2	0	0	2
TOTAL	55	8	35	25	30	90	
UNDERSEA MEDICINE	USAR	0	0	0	0	0	0
	ARNG	0	0	0	0	0	0
	USNR	29	15	7	4	24	75
	USAFR	0	0	0	0	0	0
	ANG	0	0	0	0	0	0
TOTAL	29	15	7	4	24	35	

Prepared by: Washington Headquarters Services
Directorate for Information
Operations and Reports

**FORMAT 44: RESERVE COMPONENT PHYSICIANS AUTHORIZED AND ASSIGNED BY
PRIMARY SPECIALTY - FISCAL YEAR 1987**

MEDICAL SPECIALTY	SERVICE	SERVICE RQMT.	SELECTED RESERVE		IRR/ING ASSIGNED	STANDBY ASSIGNED	TOTAL ASSIGNED
			AUTH.	ASSGN.			
UROLOGY	USAR	159	62	56	40	0	96
	ARNG	10	8	8	0	0	8
	USNR	73	26	33	14	46	93
	USAFR	93	24	18	2	73	93
	ANG	0	0	12	0	0	12
	TOTAL	335	120	127	56	119	302
GRAND TOTALS	USAR	9875	3664	2665	2427	1	5093
	ARNG	1477	1397	757	0	0	757
	USNR	4287	1733	1214	1290	2344	4848
	USAF	1798	1054	766	203	2569	3538
	ANG	663	532	491	0	0	491
	TOTAL	18100	8380	5893	3920	4914	14727

Prepared by: Washington Headquarters Services
Directorate for Information
Operations and Reports

**FORMAT 45: RETIRED PHYSICIANS BY PRIMARY SPECIALTY
FISCAL YEAR 1987**

MEDICAL SPECIALTY	SERVICE	ACTIVE DUTY RETIRED	RESERVE RETIRED	TOTAL
ANESTHESIOLOGY	ARMY	15	12	27
	NAVY	6	7	13
	USAF	1	3	4
	TOTAL	22	22	44
AVIATION MEDICINE/AEROSPACE	ARMY	20	6	26
	NAVY	14	2	16
	USAF	119	39	158
	TOTAL	153	47	200
DERMATOLOGY	ARMY	17	4	21
	NAVY	13	4	17
	USAF	11	2	13
	TOTAL	41	10	51

Prepared by: Washington Headquarters Services
Directorate for Information
Operations and Reports

**FORMAT 45: RETIRED PHYSICIANS BY PRIMARY SPECIALTY
FISCAL YEAR 1987**

MEDICAL SPECIALTY	SERVICE	ACTIVE DUTY RETIRED	RESERVE RETIRED	TOTAL
EMERGENCY MEDICINE	ARMY	2	2	4
	NAVY	0	1	1
	USAF	0	1	1
	TOTAL	2	4	6
EXECUTIVE MEDICINE	ARMY	85	82	167
	NAVY	39	0	39
	USAF	19	9	28
	TOTAL	143	91	234
FAMILY PRACTICE	ARMY	16	6	22
	NAVY	3	12	15
	USAF	0	0	0
	TOTAL	19	18	37

Prepared by: Washington Headquarters Services
Directorate for Information
Operations and Reports

**FORMAT 45: RETIRED PHYSICIANS BY PRIMARY SPECIALTY
FISCAL YEAR 1987**

MEDICAL SPECIALTY	SERVICE	ACTIVE DUTY RETIRED	RESERVE RETIRED	TOTAL
GENERAL MEDICINE	ARMY	15	58	73
	NAVY	139	38	177
	USAF	9	11	20
	TOTAL	163	107	270
INTERNAL MEDICINE ALLERGY/IMMUNOLOGY	ARMY	8	4	12
	NAVY	0	0	0
	USAF	3	2	5
	TOTAL	11	6	17
CARDIOLOGY/CARDIOVASCULAR	ARMY	17	3	20
	NAVY	0	0	0
	USAF	0	0	0
	TOTAL	17	3	20

Prepared by: Washington Headquarters Services
Directorate for Information
Operations and Reports

**FORMAT 45: RETIRED PHYSICIANS BY PRIMARY SPECIALTY
FISCAL YEAR 1987**

MEDICAL SPECIALTY	SERVICE	ACTIVE DUTY RETIRED	RESERVE RETIRED	TOTAL
ENDOCRINOLOGY/METABOLISM	ARMY	2	0	2
	NAVY	0	0	0
	USAF	0	0	0
	TOTAL	2	0	2
GASTROENTEROLOGY	ARMY	5	2	7
	NAVY	0	0	0
	USAF	0	0	0
	TOTAL	5	2	7
GENERAL INTERNIST	ARMY	74	68	142
	NAVY	33	27	60
	USAF	30	18	48
	TOTAL	137	113	250

Prepared by: Washington Headquarters Services
Directorate for Information
Operations and Reports

**FORMAT 45: RETIRED PHYSICIANS BY PRIMARY SPECIALTY
FISCAL YEAR 1987**

MEDICAL SPECIALTY	SERVICE	ACTIVE DUTY RETIRED	RESERVE RETIRED	TOTAL
HEMATOLOGY/ONCOLOGY	ARMY	1	1	2
	NAVY	0	0	0
	USAF	0	0	0
	TOTAL	1	1	2
INFECTIOUS DISEASE	ARMY	1	0	1
	NAVY	0	0	0
	USAF	0	0	0
	TOTAL	1	1	1
NEPHROLOGY	ARMY	1	0	1
	NAVY	0	0	0
	USAF	0	0	0
	TOTAL	1	1	1

Prepared by: Washington Headquarters Services
Directorate for Information
Operations and Reports

**FORMAT 45: RETIRED PHYSICIANS BY PRIMARY SPECIALTY
FISCAL YEAR 1987**

MEDICAL SPECIALTY	SERVICE	ACTIVE DUTY RETIRED	RESERVE RETIRED	TOTAL
PULMONARY	ARMY	8	1	9
	NAVY	0	0	0
	USAF	0	0	0
	TOTAL	8	1	9
RHEUMATOLOGY	ARMY	0	0	0
	NAVY	0	0	0
	USAF	0	0	0
	TOTAL	0	0	0
TROPICAL	ARMY	0	0	0
	NAVY	0	0	0
	USAF	0	0	0
	TOTAL	0	0	0

Prepared by: Washington Headquarters Services
Directorate for Information
Operations and Reports

**FORMAT 45: RETIRED PHYSICIANS BY PRIMARY SPECIALTY
FISCAL YEAR 1987**

MEDICAL SPECIALTY	SERVICE	ACTIVE DUTY RETIRED	RESERVE RETIRED	TOTAL
NEUROLOGY	ARMY	9	2	11
	NAVY	1	3	4
	USAF	1	1	2
	TOTAL	11	6	17
NUCLEAR MEDICINE	ARMY	2	3	5
	NAVY	1	3	4
	USAF	0	0	0
	TOTAL	3	6	9
OBSTETRICS/GYNECOLOGY	ARMY	57	18	75
	NAVY	29	10	39
	USAF	30	10	40
	TOTAL	116	38	154

Prepared by: Washington Headquarters Services
Directorate for Information
Operations and Reports

**FORMAT 45: RETIRED PHYSICIANS BY PRIMARY SPECIALTY
FISCAL YEAR 1987**

MEDICAL SPECIALTY	SERVICE	ACTIVE DUTY RETIRED	RESERVE RETIRED	TOTAL
OPHTHALMOLOGY	ARMY	24	20	44
	NAVY	8	15	23
	USAF	15	3	18
	TOTAL	47	38	85
ORTHOPEDIC SURGERY	ARMY	46	13	59
	NAVY	11	21	32
	USAF	18	7	25
	TOTAL	75	41	116
OTORHINOLARYNGOLOGY	ARMY	14	7	21
	NAVY	8	7	15
	USAF	8	5	13
	TOTAL	30	19	49

Prepared by: Washington Headquarters Services
Directorate for Information
Operations and Reports

**FORMAT 45: RETIRED PHYSICIANS BY PRIMARY SPECIALTY
FISCAL YEAR 1987**

MEDICAL SPECIALTY	SERVICE	ACTIVE DUTY RETIRED	RESERVE RETIRED	TOTAL
PATHOLOGY	ARMY	36	22	58
	NAVY	10	13	23
	USAF	11	3	14
	TOTAL	57	38	95
PEDIATRICS	ARMY	34	7	41
	NAVY	18	5	23
	USAF	12	5	17
	TOTAL	64	17	81
PHYSICAL MEDICINE	ARMY	3	5	8
	NAVY	0	0	0
	USAF	0	0	0
	TOTAL	3	5	8

Prepared by: Washington Headquarters Services
Directorate for Information
Operations and Reports

**FORMAT 45: RETIRED PHYSICIANS BY PRIMARY SPECIALTY
FISCAL YEAR 1987**

MEDICAL SPECIALTY	SERVICE	ACTIVE DUTY RETIRED	RESERVE RETIRED	TOTAL
PREVENTIVE MEDICINE	ARMY	36	29	65
	NAVY	15	5	20
	USAF	0	0	0
	TOTAL	51	34	85
PSYCHIATRY	ARMY	33	31	64
	NAVY	16	6	22
	USAF	25	4	29
	TOTAL	74	41	115
RADIOLOGY	ARMY	20	16	36
	NAVY	9	12	21
	USAF	22	8	30
	TOTAL	51	36	87

Prepared by: Washington Headquarters Services
Directorate for Information
Operations and Reports

**FORMAT 45: RETIRED PHYSICIANS BY PRIMARY SPECIALTY
FISCAL YEAR 1987**

MEDICAL SPECIALTY	SERVICE	ACTIVE DUTY RETIRED	RESERVE RETIRED	TOTAL
SURGERY CARDIAC/THORACIC	ARMY	25	10	35
	NAVY	8	3	11
	USAF	7	4	11
	TOTAL	40	17	57
COLON/RECTAL	ARMY	0	0	0
	NAVY	0	0	0
	USAF	1	0	1
	TOTAL	1	0	1
GENERAL	ARMY	55	62	117
	NAVY	21	17	38
	USAF	15	6	21
	TOTAL	91	85	176

Prepared by Washington Headquarters Services
Directorate for Information
Operations and Reports

**FORMAT 45: RETIRED PHYSICIANS BY PRIMARY SPECIALTY
FISCAL YEAR 1987**

MEDICAL SPECIALTY	SERVICE	ACTIVE DUTY RETIRED	RESERVE RETIRED	TOTAL
NEUROLOGICAL	ARMY	8	7	15
	NAVY	0	3	3
	USAF	6	0	6
	TOTAL	14	10	24
ONCOLOGY	ARMY	3	1	4
	NAVY	0	0	0
	USAF	0	0	0
	TOTAL	3	1	4
PEDIATRIC	ARMY	0	0	0
	NAVY	0	0	0
	USAF	0	0	0
	TOTAL	0	0	0

Prepared by: Washington Headquarters Services
Directorate for Information
Operations and Reports

**FORMAT 45: RETIRED PHYSICIANS BY PRIMARY SPECIALTY
FISCAL YEAR 1987**

MEDICAL SPECIALTY	SERVICE	ACTIVE DUTY RETIRED	RESERVE RETIRED	TOTAL
PERIPHERAL VASCULAR	ARMY	2	0	2
	NAVY	0	0	0
	USAF	0	0	0
	TOTAL	2	0	2
PLASTIC	ARMY	12	3	15
	NAVY	3	2	5
	USAF	4	2	6
	TOTAL	19	7	26
UNDERSEA MEDICINE	ARMY	0	0	0
	NAVY	2	1	3
	USAF	0	0	0
	TOTAL	2	1	3

Prepared by: Washington Headquarters Services
Directorate for Information
Operations and Reports

**FORMAT 45: RETIRED PHYSICIANS BY PRIMARY SPECIALTY
FISCAL YEAR 1987**

MEDICAL SPECIALTY	SERVICE	ACTIVE DUTY RETIRED	RESERVE RETIRED	TOTAL
UROLOGY	ARMY	24	11	35
	NAVY	2	7	9
	USAF	5	1	6
	TOTAL	31	19	50
GRAND TOTALS	ARMY	730	516	1246
	NAVY	409	224	633
	USAF	372	144	516
	TOTAL	1511	884	2395

Prepared by Washington Headquarters Services
Directorate for Information
Operations and Reports

**FORMAT 46: SELECTED RESERVE PHYSICIAN GAINS, LOSSES, AND END STRENGTH
BY PRIMARY SPECIALTY - FISCAL YEAR 1987**

MEDICAL SPECIALTY	SERVICE	CURRENT FY			FY + 1			FY + 2			FY + 3						
		BEGIN STREN	TOTAL GAIN	TOTAL LOSS	END STREN	BEGIN STREN	TOTAL GAIN	TOTAL LOSS	END STREN	BEGIN STREN	TOTAL GAIN	TOTAL LOSS	END STREN				
PULMONARY	USAR	14	8	2	20	20	1	2	19	19	2	1	20	20	2	1	21
	ARNG	0	2	0	2	2	0	0	2	2	0	1	1	1	0	0	1
	USNR	0	0	0	0	0	0	0	0	0	0	0	0	0	0	0	0
	USAFR	0	0	0	0	0	0	0	0	0	0	0	0	0	0	0	0
	ANG	0	0	0	0	0	0	0	0	0	0	0	0	0	0	0	0
TOTAL	14	10	2	22	22	1	2	21	21	2	2	2	21	21	2	1	22
RHEUMATOLOGY	USAR	7	5	1	11	11	1	2	10	10	1	1	10	10	1	1	10
	ARNG	0	1	0	1	1	0	0	1	1	0	1	0	0	0	0	0
	USNR	0	0	0	0	0	0	0	0	0	0	0	0	0	0	0	0
	USAFR	0	0	0	0	0	0	0	0	0	0	0	0	0	0	0	0
	ANG	0	0	0	0	0	0	0	0	0	0	0	0	0	0	0	0
TOTAL	7	6	1	12	12	1	2	11	11	1	2	2	10	10	1	1	10
TROPICAL	USAR	0	0	0	0	0	0	0	0	0	0	0	0	0	0	0	0
	ARNG	0	0	0	0	0	0	0	0	0	0	0	0	0	0	0	0
	USNR	0	0	0	0	0	0	0	0	0	0	0	0	0	0	0	0
	USAFR	0	0	0	0	0	0	0	0	0	0	0	0	0	0	0	0
	ANG	0	0	0	0	0	0	0	0	0	0	0	0	0	0	0	0
TOTAL	0	0	0	0	0	0	0	0	0	0	0	0	0	0	0	0	0

Prepared by: Washington Headquarters Services
Directorate for Information
Operations and Reports

**FORMAT 46: SELECTED RESERVE PHYSICIAN GAINS, LOSSES, AND END STRENGTH
BY PRIMARY SPECIALTY - FISCAL YEAR 1987**

MEDICAL SPECIALTY	SERVICE	FY + 4			FY + 5			FY + 6						
		BEGIN STREN	TOTAL GAIN	TOTAL LOSS	END STREN	BEGIN STREN	TOTAL GAIN	TOTAL LOSS	END STREN	BEGIN STREN	TOTAL GAIN	TOTAL LOSS	END STREN	
PULMONARY	USAR	21	3	2	22	22	3	1	24	24	24	3	7	20
	ARNG	1	0	0	1	1	0	0	1	1	1	0	0	1
	USNR	0	0	0	0	0	0	0	0	0	0	0	0	0
	USAFR	0	0	0	0	0	0	0	0	0	0	0	0	0
	ANG	0	0	0	0	0	0	0	0	0	0	0	0	0
	TOTAL	22	3	2	23	23	3	1	25	25	25	3	7	21
RHEUMATOLOGY	USAR	10	0	0	10	10	1	1	10	10	10	1	1	10
	ARNG	0	0	0	0	0	0	0	0	0	0	0	0	0
	USNR	0	0	0	0	0	0	0	0	0	0	0	0	0
	USAFR	0	0	0	0	0	0	0	0	0	0	0	0	0
	ANG	0	0	0	0	0	0	0	0	0	0	0	0	0
	TOTAL	10	0	0	10	10	1	1	10	10	10	1	1	10
TROPICAL	USAR	0	0	0	0	0	0	0	0	0	0	0	0	0
	ARNG	0	0	0	0	0	0	0	0	0	0	0	0	0
	USNR	0	0	0	0	0	0	0	0	0	0	0	0	0
	USAFR	0	0	0	0	0	0	0	0	0	0	0	0	0
	ANG	0	0	0	0	0	0	0	0	0	0	0	0	0
	TOTAL	0	0	0	0	0	0	0	0	0	0	0	0	0

Prepared by: Washington Headquarters Services
Directorate for Information
Operations and Reports

**FORMAT 46: SELECTED RESERVE PHYSICIAN GAINS, LOSSES, AND END STRENGTH
BY PRIMARY SPECIALTY - FISCAL YEAR 1987**

MEDICAL SPECIALTY	SERVICE	CURRENT FY			FY + 1			FY + 2			FY + 3						
		BEGIN STREN	TOTAL GAIN	TOTAL LOSS	END STREN	BEGIN STREN	TOTAL GAIN	TOTAL LOSS	END STREN	BEGIN STREN	TOTAL GAIN	TOTAL LOSS	END STREN				
NEUROLOGY	USAR	34	6	2	38	38	2	4	36	36	2	2	36	36	6	2	40
	ARNG	1	1	0	2	2	0	0	2	2	0	1	1	1	1	0	1
	USNR	12	4	4	12	12	0	0	12	12	0	0	12	12	3	0	13
	USAFR	7	0	2	5	5	2	0	7	7	2	0	9	9	0	0	9
	ANG	3	1	0	4	4	0	1	3	3	0	0	3	3	0	0	3
TOTAL		57	12	8	61	61	4	5	60	60	4	3	61	61	9	4	66
NUCLEAR MEDICINE	USAR	13	10	2	21	21	2	5	18	18	5	5	19	19	4	3	20
	ARNG	3	1	1	3	3	0	0	3	3	0	1	2	2	0	0	2
	USNR	4	1	1	4	4	0	0	4	4	0	1	3	3	0	1	2
	USAFR	0	0	0	0	0	0	0	0	0	0	0	0	0	0	0	0
	ANG	0	0	0	0	0	0	0	0	0	0	0	0	0	0	0	0
TOTAL		20	12	4	28	28	2	5	25	25	6	7	24	24	4	4	24
OBSTETRICS/GYNECOLOGY	USAR	89	31	14	106	106	15	17	104	104	12	10	106	106	18	10	114
	ARNG	11	1	0	12	12	0	2	10	10	2	1	11	11	0	0	11
	USNR	45	5	5	45	45	0	5	40	40	0	5	35	35	0	2	33
	USAFR	29	2	8	23	23	0	0	23	23	0	0	23	23	1	0	24
	ANG	0	20	0	20	20	0	5	15	15	0	0	15	15	0	0	15
TOTAL		174	59	27	206	206	15	29	192	192	14	16	190	190	19	12	197

Prepared by: Washington Headquarters Services
Directorate for Information
Operations and Reports

**FORMAT 46: SELECTED RESERVE PHYSICIAN GAINS, LOSSES, AND END STRENGTH
BY PRIMARY SPECIALTY - FISCAL YEAR 1987**

MEDICAL SPECIALTY	SERVICE	FY + 4				FY + 5				FY + 6			
		BEGIN STREN	TOTAL GAIN	TOTAL LOSS	END STREN	BEGIN STREN	TOTAL GAIN	TOTAL LOSS	END STREN	BEGIN STREN	TOTAL GAIN	TOTAL LOSS	END STREN
NEUROLOGY	USAR	40	4	3	41	41	4	4	41	41	4	3	42
	ARNG	1	0	1	0	1	0	0	0	0	0	0	0
	USNR	13	2	1	14	14	2	1	15	15	0	0	15
	USAFR	9	0	0	9	9	3	0	12	12	3	0	15
	ANG	3	0	0	3	3	0	0	3	3	0	0	3
TOTAL	66	6	5	67	68	9	5	71	71	7	3	75	
NUCLEAR MEDICINE	USAR	20	5	4	21	21	5	2	24	24	5	3	26
	ARNG	2	0	1	1	1	0	1	0	0	0	0	0
	USNR	2	0	1	1	1	0	1	0	0	0	0	0
	USAFR	0	0	0	0	0	0	0	0	0	0	0	0
	ANG	0	0	0	0	0	0	0	0	0	0	0	0
TOTAL	24	5	6	23	23	5	4	24	24	5	3	26	
OBSTETRICS/GYNECOLOGY	USAR	114	12	11	115	115	16	14	117	117	16	15	118
	ARNG	11	2	1	12	12	3	2	13	13	2	0	15
	USNR	33	0	0	33	33	0	0	33	33	0	0	33
	USAFR	24	0	9	15	15	1	0	16	16	0	0	16
	ANG	15	0	0	15	15	0	15	0	0	0	0	0
TOTAL	197	14	21	190	190	20	31	179	179	18	15	182	

Prepared by: Washington Headquarters Services
Directorate for Information
Operations and Reports

**FORMAT 46: SELECTED RESERVE PHYSICIAN GAINS, LOSSES, AND END STRENGTH
BY PRIMARY SPECIALTY - FISCAL YEAR 1987**

MEDICAL SPECIALTY	SERVICE	CURRENT FY						FY + 1						FY + 2						FY + 3					
		TOTAL GAIN		TOTAL LOSS		END STRENGTH		TOTAL GAIN		TOTAL LOSS		END STRENGTH		TOTAL GAIN		TOTAL LOSS		END STRENGTH		TOTAL GAIN		TOTAL LOSS		END STRENGTH	
		BEGIN STREN	TOTAL GAIN	TOTAL LOSS	END STREN	BEGIN STREN	TOTAL GAIN	TOTAL LOSS	END STREN	BEGIN STREN	TOTAL GAIN	TOTAL LOSS	END STREN	BEGIN STREN	TOTAL GAIN	TOTAL LOSS	END STREN	BEGIN STREN	TOTAL GAIN	TOTAL LOSS	END STREN	BEGIN STREN	TOTAL GAIN	TOTAL LOSS	END STREN
OPHTHALMOLOGY	USAR	50	20	7	63	63	10	13	60	60	60	10	9	61	61	16	11	66							
	ARNG	10	5	2	13	13	2	3	12	12	12	0	2	10	10	0	0	10							
	USNR	39	3	4	38	38	0	5	33	33	33	3	2	34	34	4	2	36							
	USAFR	34	1	11	24	24	6	0	30	30	30	0	0	30	30	0	0	25							
	ANG	12	1	0	13	13	0	4	9	9	9	0	0	9	9	2	0	11							
	TOTAL	145	30	24	151	151	18	25	144	144	144	13	13	144	144	22	18	148							
ORTHOPEDIC SURGERY	USAR	87	44	31	100	100	55	54	101	101	101	55	9	147	147	52	29	170							
	ARNG	22	6	2	26	26	9	8	27	27	27	8	6	29	29	2	3	28							
	USNR	45	34	27	52	52	38	20	70	70	70	20	10	80	80	25	11	94							
	USAFR	36	9	2	43	43	0	0	43	43	43	7	0	50	50	0	0	50							
	ANG	16	0	1	15	15	0	1	14	14	14	3	0	17	17	1	0	18							
	TOTAL	206	93	63	236	236	102	83	255	255	255	93	25	323	323	80	43	360							
OTORHINOLARYNGOLOGY	USAR	44	16	12	48	48	22	23	47	47	47	23	22	48	48	24	20	52							
	ARNG	7	1	1	7	7	2	1	8	8	8	1	1	8	8	1	0	9							
	USNR	30	2	9	23	23	6	6	23	23	23	8	6	25	25	10	5	30							
	USAFR	18	1	5	14	14	4	0	18	18	18	2	0	20	20	0	0	20							
	ANG	10	0	2	8	8	4	0	12	12	12	0	0	12	12	0	0	12							
	TOTAL	109	20	29	100	100	38	30	108	108	108	34	29	113	113	35	25	123							

Prepared by: Washington Headquarters Services
Directorate for Information
Operations and Reports

**FORMAT 46: SELECTED RESERVE PHYSICIAN GAINS, LOSSES, AND END STRENGTH
BY PRIMARY SPECIALTY - FISCAL YEAR 1987**

MEDICAL SPECIALTY	SERVICE	FY + 4			FY + 5			FY + 6					
		BEGIN STREN	TOTAL GAIN	TOTAL LOSS	END STREN	BEGIN STREN	TOTAL GAIN	TOTAL LOSS	END STREN	BEGIN STREN	TOTAL GAIN	TOTAL LOSS	END STREN
OPHTHALMOLOGY	USAR	66	12	10	68	68	12	9	71	71	12	11	72
	ARNG	10	1	1	10	10	0	0	10	10	1	1	10
	USNR	36	4	1	39	39	2	0	41	41	0	0	41
	USAFR	25	0	0	25	25	5	0	30	30	0	0	30
	ANG	11	2	0	13	13	2	0	15	15	1	0	16
	TOTAL	148	19	12	155	155	21	9	167	167	14	12	169
ORTHOPEDIC SURGERY	USAR	170	81	59	192	192	69	69	192	192	69	71	190
	ARNG	28	5	2	31	31	7	3	35	35	6	4	37
	USNR	94	50	28	116	116	40	20	136	136	30	20	146
	USAFR	50	14	0	64	64	11	0	75	75	5	0	80
	ANG	18	1	0	19	19	1	0	20	20	2	0	22
	TOTAL	360	151	89	422	422	128	92	458	458	112	95	475
OTORHINOLARYNGOLOGY	USAR	52	20	18	54	54	20	18	56	56	20	16	60
	ARNG	9	0	0	9	9	1	1	9	9	0	0	9
	USNR	30	10	5	35	35	8	5	38	38	0	0	38
	USAFR	20	0	0	20	20	0	0	20	20	0	0	20
	ANG	12	0	0	12	12	0	0	12	12	1	0	13
	TOTAL	123	30	23	130	130	29	24	135	135	21	16	140

Prepared by: Washington Headquarters Services
Directorate for Information
Operations and Reports

**FORMAT 46: SELECTED RESERVE PHYSICIAN GAINS, LOSSES, AND END STRENGTH
BY PRIMARY SPECIALTY - FISCAL YEAR 1987**

MEDICAL SPECIALTY	SERVICE	CURRENT FY						FY + 1						FY + 2						FY + 3						
		TOTAL GAIN		TOTAL LOSS		END STRENGTH		TOTAL GAIN		TOTAL LOSS		END STRENGTH		TOTAL GAIN		TOTAL LOSS		END STRENGTH		TOTAL GAIN		TOTAL LOSS		END STRENGTH		
		BEGIN	END	BEGIN	END	BEGIN	END	BEGIN	END	BEGIN	END	BEGIN	END	BEGIN	END	BEGIN	END	BEGIN	END	BEGIN	END	BEGIN	END	BEGIN	END	
PATHOLOGY	USAR	143	17	10	150	150	25	26	149	149	16	16	149	149	22	22	11	160								
	ARNG	3	5	0	8	8	1	0	9	9	2	1	10	10	0	0	0	10								
	USNR	36	7	12	31	33	7	5	33	33	0	2	31	31	0	0	1	30								
	USAFR	30	6	3	33	33	0	3	30	30	0	0	30	30	0	0	0	30								
	ANG	4	0	0	4	4	3	0	7	7	0	0	7	7	0	0	0	7								
TOTAL	216	35	25	226	226	36	34	228	228	18	19	227	227	22	22	12	237									
PEDIATRICS	USAR	166	14	8	172	172	18	19	171	171	20	19	172	172	30	30	18	184								
	ARNG	9	2	0	11	11	0	1	10	10	0	2	8	8	0	0	1	7								
	USNR	57	9	11	55	55	0	10	45	45	0	5	40	40	0	0	5	35								
	USAFR	30	0	3	27	27	0	0	27	27	0	2	25	25	0	0	0	25								
	ANG	0	0	0	0	0	0	0	0	0	0	0	0	0	0	0	0	0	0							
TOTAL	262	25	22	265	265	18	30	253	253	20	28	245	245	30	30	24	251									
PHYSICAL MEDICINE	USAR	40	3	7	36	36	4	2	38	38	2	2	38	38	4	4	2	40								
	ARNG	3	1	0	4	4	0	0	4	4	0	1	3	3	0	0	1	2								
	USNR	6	1	3	4	4	0	0	4	4	0	1	3	3	0	0	1	2								
	USAFR	0	0	0	0	0	0	0	0	0	0	0	0	0	0	0	0	0	0							
	ANG	0	0	0	0	0	0	0	0	0	0	0	0	0	0	0	0	0	0							
TOTAL	49	5	10	44	44	4	2	46	46	2	4	44	44	4	4	4	44									

Prepared by: Washington Headquarters Services
Directorate for Information
Operations and Reports

**FORMAT 46: SELECTED RESERVE PHYSICIAN GAINS, LOSSES, AND END STRENGTH
BY PRIMARY SPECIALTY - FISCAL YEAR 1987**

MEDICAL SPECIALTY	SERVICE	FY + 4				FY + 5				FY + 6			
		BEGIN STREN	TOTAL GAIN	TOTAL LOSS	END STREN	BEGIN STREN	TOTAL GAIN	TOTAL LOSS	END STREN	BEGIN STREN	TOTAL GAIN	TOTAL LOSS	END STREN
PATHOLOGY	USAR	160	12	20	152	152	12	9	155	155	12	17	150
	ARNG	10	0	2	8	4	0	4	4	4	0	2	2
	USNR	30	0	1	29	29	0	0	29	29	0	0	29
	USAFR	30	2	0	32	32	3	0	35	35	0	0	35
	ANG	7	0	0	7	7	0	0	7	7	1	0	8
TOTAL	237	14	23	228	228	15	13	230	230	13	19	224	
PEDIATRICS	USAR	184	19	16	187	187	16	14	189	189	16	16	189
	ARNG	7	0	2	5	4	0	1	4	4	0	2	2
	USNR	35	0	3	32	32	0	0	32	32	0	0	32
	USAFR	25	0	0	25	25	0	1	24	24	0	1	23
	ANG	0	0	0	0	0	0	0	0	0	0	0	0
TOTAL	251	19	21	249	249	16	16	249	249	16	19	246	
PHYSICAL MEDICINE	USAR	40	3	2	41	41	3	2	42	42	3	3	42
	ARNG	2	0	1	1	1	0	1	0	0	0	0	0
	USNR	2	0	1	1	1	0	1	0	0	0	0	0
	USAFR	0	0	0	0	0	0	0	0	0	0	0	0
	ANG	0	0	0	0	0	0	0	0	0	0	0	0
TOTAL	44	3	4	43	43	3	4	42	42	3	3	42	

Prepared by: Washington Headquarters Services
Directorate for Information
Operations and Reports

**FORMAT 46: SELECTED RESERVE PHYSICIAN GAINS, LOSSES, AND END STRENGTH
BY PRIMARY SPECIALTY - FISCAL YEAR 1987**

MEDICAL SPECIALTY	SERVICE	CURRENT FY						FY + 1			FY + 2			FY + 3			
		BEGIN STREN	TOTAL GAIN	TOTAL LOSS	END STREN	BEGIN STREN	TOTAL GAIN	TOTAL LOSS	END STREN	BEGIN STREN	TOTAL GAIN	TOTAL LOSS	END STREN	BEGIN STREN	TOTAL GAIN	TOTAL LOSS	END STREN
PREVENTIVE MEDICINE	USAR	27	3	2	28	28	4	3	29	29	4	4	29	29	8	4	33
	ARNG	15	3	2	16	16	6	3	19	19	6	4	21	21	1	0	22
	USNR	24	4	2	26	26	0	2	24	24	0	4	20	20	0	4	16
	USAFR	0	0	0	0	0	0	0	0	0	0	0	0	0	0	0	0
	ANG	0	0	0	0	0	0	0	0	0	0	0	0	0	0	0	0
TOTAL	66	10	6	70	70	10	8	72	72	10	12	70	70	9	8	71	
PSYCHIATRY	USAR	187	13	11	189	189	21	20	190	190	10	10	190	190	26	10	206
	ARNG	14	3	3	14	14	5	2	17	17	5	3	19	19	3	4	18
	USNR	45	5	11	39	39	3	5	37	37	7	1	43	43	10	6	47
	USAFR	34	1	0	35	35	0	0	35	35	8	0	43	43	0	0	43
	ANG	23	0	5	18	18	16	0	34	34	10	0	44	44	7	0	51
TOTAL	303	22	30	295	295	45	27	313	313	40	14	339	339	46	20	365	
RADIOLOGY	USAR	110	20	18	112	112	30	26	116	116	14	14	116	116	25	14	127
	ARNG	11	2	0	13	13	0	0	13	13	3	2	14	14	3	3	14
	USNR	36	14	12	38	38	15	5	48	48	5	3	50	50	5	3	52
	USAFR	38	4	2	40	40	0	0	40	40	0	0	40	40	0	0	40
	ANG	16	0	1	15	15	0	5	10	10	0	0	10	10	1	0	11
TOTAL	211	40	33	218	218	45	36	227	227	22	19	230	230	34	20	244	

Prepared by: Washington Headquarters Services
Directorate for Information Operations and Reports

**FORMAT 46: SELECTED RESERVE PHYSICIAN GAINS, LOSSES, AND END STRENGTH
BY PRIMARY SPECIALTY - FISCAL YEAR 1987**

MEDICAL SPECIALTY	SERVICE	FY + 4			FY + 5			FY + 6					
		BEGIN STREN	TOTAL GAIN	TOTAL LOSS	END STREN	BEGIN STREN	TOTAL GAIN	TOTAL LOSS	END STREN	BEGIN STREN	TOTAL GAIN	TOTAL LOSS	END STREN
PREVENTIVE MEDICINE	USAR	33	3	2	34	34	3	35	35	35	3	3	35
	ARNG	22	3	1	24	24	3	26	26	26	3	2	27
	USNR	16	0	4	12	12	0	9	9	9	0	0	9
	USAFR	0	0	0	0	0	0	0	0	0	0	0	0
	ANG	0	0	0	0	0	0	0	0	0	0	0	0
TOTAL	71	6	7	70	70	6	70	70	70	6	5	71	
PSYCHIATRY	USAR	206	11	9	208	208	10	210	210	210	10	12	208
	ARNG	18	4	2	20	20	2	21	21	21	2	2	21
	USNR	47	15	9	53	53	15	63	63	63	10	10	63
	USAFR	43	0	0	43	43	2	45	45	45	0	0	45
	ANG	51	7	0	58	58	7	65	65	65	5	0	70
TOTAL	365	37	20	382	382	36	404	404	404	27	24	407	
RADIOLOGY	USAR	127	13	12	128	128	15	132	132	132	15	14	133
	ARNG	14	3	0	17	17	2	17	17	17	1	1	17
	USNR	52	8	5	55	55	6	59	59	59	0	0	59
	USAFR	40	0	0	40	40	0	35	35	35	0	0	35
	ANG	11	1	0	12	12	1	13	13	13	1	0	14
TOTAL	244	25	17	252	252	24	256	256	256	17	15	258	

Prepared by: Washington Headquarters Services
Directorate for Information
Operations and Reports

**FORMAT 46: SELECTED RESERVE PHYSICIAN GAINS, LOSSES, AND END STRENGTH
BY PRIMARY SPECIALTY - FISCAL YEAR 1987**

MEDICAL SPECIALTY	SERVICE	CURRENT FY			FY + 1			FY + 2			FY + 3		
		BEGIN STREN	TOTAL GAIN	TOTAL LOSS	END STREN	BEGIN STREN	TOTAL GAIN	TOTAL LOSS	END STREN	BEGIN STREN	TOTAL GAIN	TOTAL LOSS	END STREN
SURGERY	CARDIAC/THORACIC												
	USAR	25	5	2	28	2	4	26	10	3	33	4	35
	ARNG	11	3	3	11	4	4	11	5	3	13	3	13
	USNR	11	4	1	14	4	2	16	4	3	17	5	19
	USAFR	0	1	0	1	0	0	1	0	0	1	0	0
ANG	2	3	0	5	0	3	2	0	0	2	0	2	
TOTAL	49	16	6	59	10	13	56	19	9	66	12	69	
COLON/RECTAL	USAR	0	0	0	0	0	0	0	0	0	0	0	0
	ARNG	0	0	0	0	0	0	0	0	0	0	0	0
	USNR	0	0	0	0	0	0	0	0	0	0	0	0
	USAFR	0	0	0	0	0	0	0	0	0	0	0	0
	ANG	0	1	0	1	0	1	0	0	0	0	0	0
TOTAL	0	1	0	1	0	1	0	0	0	0	0	0	
GENERAL	USAR	216	132	78	270	175	190	255	103	31	327	87	333
	ARNG	123	12	22	113	11	23	101	27	20	108	8	111
	USNR	72	42	30	84	73	40	117	70	40	147	70	177
	USAFR	72	6	3	75	27	0	102	3	0	105	20	125
	ANG	21	0	0	21	6	0	27	2	0	29	2	31
TOTAL	504	192	133	563	292	253	602	205	91	716	187	777	

Prepared by: Washington Headquarters Services
Directorate for Information Operations and Reports

**FORMAT 46: SELECTED RESERVE PHYSICIAN GAINS, LOSSES, AND END STRENGTH
BY PRIMARY SPECIALTY - FISCAL YEAR 1987**

MEDICAL SPECIALTY	SERVICE	FY + 4				FY + 5				FY + 6			
		BEGIN STREN	TOTAL GAIN	TOTAL LOSS	END STREN	BEGIN STREN	TOTAL GAIN	TOTAL LOSS	END STREN	BEGIN STREN	TOTAL GAIN	TOTAL LOSS	END STREN
SURGERY	USAR	35	5	3	37	37	6	4	39	39	6	5	40
	ARNG	13	2	1	14	14	2	1	15	15	5	3	17
	USNR	19	5	3	21	21	0	0	21	21	0	0	21
	USAFR	0	0	0	0	0	6	0	6	6	1	0	7
	ANG	2	0	0	2	2	0	0	2	2	0	0	2
	TOTAL	69	12	7	74	74	14	5	83	83	12	8	87
COLON/RECTAL	USAR	0	0	0	0	0	0	0	0	0	0	0	0
	ARNG	0	0	0	0	0	0	0	0	0	0	0	0
	USNR	0	0	0	0	0	0	0	0	0	0	0	0
	USAFR	0	0	0	0	0	2	0	2	2	1	0	3
	ANG	0	0	0	0	0	0	0	0	0	0	0	0
	TOTAL	0	0	0	0	0	2	0	2	2	1	0	3
GENERAL	USAR	333	95	45	383	383	93	104	372	372	105	92	385
	ARNG	111	21	8	124	124	28	21	131	131	24	16	139
	USNR	177	90	40	227	227	40	22	245	245	20	20	245
	USAFR	125	4	0	129	129	5	0	134	134	10	0	144
	ANG	31	2	0	33	33	2	0	35	35	3	0	38
	TOTAL	777	212	93	896	896	168	147	917	917	162	128	951

Prepared by Washington Headquarters Services
Directorate for Information
Operations and Reports

**FORMAT 46: SELECTED RESERVE PHYSICIAN GAINS, LOSSES, AND END STRENGTH
BY PRIMARY SPECIALTY - FISCAL YEAR 1987**

MEDICAL SPECIALTY	SERVICE	CURRENT FY			FY + 1			FY + 2			FY + 3				
		BEGIN STREN	TOTAL GAIN	TOTAL LOSS	END STREN	BEGIN STREN	TOTAL GAIN	TOTAL LOSS	END STREN	BEGIN STREN	TOTAL GAIN	TOTAL LOSS	END STREN		
NEUROLOGICAL	USAR	26	14	2	38	6	10	34	34	34	5	35	6	4	37
	ARNG	6	1	0	7	0	0	7	7	7	2	8	0	1	7
	USNR	15	9	7	17	2	0	19	19	19	4	21	6	2	25
	USAFR	2	0	2	0	0	0	0	0	0	0	0	0	0	0
	ANG	2	0	2	0	2	0	2	2	2	0	2	2	0	2
TOTAL	51	24	13	62	10	10	62	62	62	15	66	12	7	71	
ONCOLOGY	USAR	3	3	1	5	2	2	5	5	5	2	5	2	1	6
	ARNG	0	0	0	0	0	0	0	0	0	0	0	0	0	0
	USNR	0	0	0	0	0	0	0	0	0	0	0	0	0	0
	USAFR	0	0	0	0	0	0	0	0	0	0	0	0	0	0
	ANG	0	0	0	0	0	0	0	0	0	0	0	0	0	0
TOTAL	3	3	1	5	2	2	5	5	5	2	5	2	1	6	
PEDIATRIC	USAR	0	0	0	0	0	0	0	0	0	0	0	0	0	0
	ARNG	0	0	0	0	0	0	0	0	0	0	0	0	0	0
	USNR	0	0	0	0	0	0	0	0	0	0	0	0	0	0
	USAFR	0	0	0	0	0	0	0	0	0	0	0	0	0	0
	ANG	0	0	0	0	0	0	0	0	0	0	0	0	0	0
TOTAL	0	0	0	0	0	0	0	0	0	0	0	0	0	0	

Prepared by Washington Headquarters Services
Directorate for Information
Operations and Reports

**FORMAT 46: SELECTED RESERVE PHYSICIAN GAINS, LOSSES, AND END STRENGTH
BY PRIMARY SPECIALTY - FISCAL YEAR 1987**

MEDICAL SPECIALTY	SERVICE	FY + 4			FY + 5			FY + 6					
		BEGIN STREN	TOTAL GAIN	TOTAL LOSS	END STREN	BEGIN STREN	TOTAL GAIN	TOTAL LOSS	END STREN	BEGIN STREN	TOTAL GAIN	TOTAL LOSS	END STREN
NEUROLOGICAL	USAR	37	5	3	39	39	5	4	40	40	5	0	45
	ARNG	7	1	0	8	8	2	1	9	9	0	0	9
	USNR	25	8	4	29	29	6	2	33	33	7	2	38
	USAFR	0	0	0	0	0	4	0	4	4	0	0	4
	ANG	2	0	0	2	2	0	0	2	2	0	0	2
TOTAL	71	14	7	78	78	17	7	88	88	12	2	98	
ONCOLOGY	USAR	6	3	2	7	7	3	1	9	9	3	7	5
	ARNG	0	0	0	0	0	0	0	0	0	0	0	0
	USNR	0	0	0	0	0	0	0	0	0	0	0	0
	USAFR	0	0	0	0	0	0	0	0	0	0	0	0
	ANG	0	0	0	0	0	0	0	0	0	0	0	0
TOTAL	6	3	2	7	7	3	1	9	9	3	7	5	
PEDIATRIC	USAR	0	0	0	0	0	0	0	0	0	0	0	0
	ARNG	0	0	0	0	0	0	0	0	0	0	0	0
	USNR	0	0	0	0	0	0	0	0	0	0	0	0
	USAFR	0	0	0	0	0	0	0	0	0	0	0	0
	ANG	0	0	0	0	0	0	0	0	0	0	0	0
TOTAL	0	0	0	0	0	0	0	0	0	0	0	0	

Prepared by: Washington Headquarters Services
Directorate for Information
Operations and Reports

**FORMAT 46: SELECTED RESERVE PHYSICIAN GAINS, LOSSES, AND END STRENGTH
BY PRIMARY SPECIALTY - FISCAL YEAR 1987**

MEDICAL SPECIALTY	SERVICE	CURRENT FY				FY + 1				FY + 2				FY + 3			
		BEGIN STREN	TOTAL GAIN	TOTAL LOSS	END STREN	BEGIN STREN	TOTAL GAIN	TOTAL LOSS	END STREN	BEGIN STREN	TOTAL GAIN	TOTAL LOSS	END STREN	BEGIN STREN	TOTAL GAIN	TOTAL LOSS	END STREN
PERIPHERAL VASCULAR	USAR	2	2	1	3	3	1	2	2	2	1	1	2	2	2	1	3
	ARNG	0	0	0	0	0	0	0	0	0	0	0	0	0	0	0	0
	USNR	0	0	0	0	0	0	0	0	0	0	0	0	0	0	0	0
	USAFR	0	0	0	0	0	0	0	0	0	0	0	0	0	0	0	0
	ANG	0	0	0	0	0	0	0	0	0	0	0	0	0	0	0	0
TOTAL	2	2	1	3	3	1	2	2	2	2	1	1	2	2	2	1	3
PLASTIC	USAR	18	2	2	18	18	2	0	20	20	1	1	20	20	4	4	20
	ARNG	0	0	0	0	0	0	0	0	0	0	0	0	0	0	0	0
	USNR	16	2	3	15	15	0	3	12	12	0	2	10	10	0	2	8
	USAFR	1	0	1	0	0	0	0	0	0	0	0	0	0	0	0	0
	ANG	2	0	0	2	2	3	0	5	5	0	0	5	5	0	0	5
TOTAL	37	4	6	35	35	5	3	37	37	1	3	35	35	4	6	33	
UNDERSEA MEDICINE	USAR	0	0	0	0	0	0	0	0	0	0	0	0	0	0	0	0
	ARNG	0	0	0	0	0	0	0	0	0	0	0	0	0	0	0	0
	USNR	7	6	6	7	7	3	2	8	8	0	0	8	8	0	0	8
	USAFR	0	0	0	0	0	0	0	0	0	0	0	0	0	0	0	0
	ANG	0	0	0	0	0	0	0	0	0	0	0	0	0	0	0	0
TOTAL	7	6	6	7	7	3	2	8	8	0	0	8	8	0	0	8	

Prepared by: Washington Headquarters Services
Directorate for Information
Operations and Reports

**FORMAT 46: SELECTED RESERVE PHYSICIAN GAINS, LOSSES, AND END STRENGTH
BY PRIMARY SPECIALTY - FISCAL YEAR 1987**

MEDICAL SPECIALTY	SERVICE	FY + 4			FY + 5			FY + 6					
		BEGIN STREN	TOTAL GAIN	TOTAL LOSS	END STREN	BEGIN STREN	TOTAL GAIN	TOTAL LOSS	BEGIN STREN	TOTAL GAIN	TOTAL LOSS	END STREN	
PERIPHERAL VASCULAR	USAR	3	2	1	4	4	2	1	5	5	2	1	6
	ARNG	0	0	0	0	0	0	0	0	0	0	0	0
	USNR	0	0	0	0	0	0	0	0	0	0	0	0
	USAFR	0	0	0	0	0	0	0	0	0	0	0	0
	ANG	0	0	0	0	0	0	0	0	0	0	0	0
TOTAL	3	2	1	4	4	2	1	5	5	2	1	6	
PLASTIC	USAR	20	4	1	23	23	10	1	32	32	5	10	27
	ARNG	0	0	0	0	0	0	0	0	0	0	0	0
	USNR	8	0	3	5	5	0	2	3	3	0	2	1
	USAFR	0	0	0	0	0	2	0	2	2	3	0	5
	ANG	5	0	0	5	5	0	0	5	5	1	0	6
TOTAL	33	4	4	33	33	12	3	42	42	9	12	39	
UNDERSEA MEDICINE	USAR	0	0	0	0	0	0	0	0	0	0	0	0
	ARNG	0	0	0	0	0	0	0	0	0	0	0	0
	USNR	8	0	0	8	8	0	0	8	8	0	0	8
	USAFR	0	0	0	0	0	0	0	0	0	0	0	0
	ANG	0	0	0	0	0	0	0	0	0	0	0	0
TOTAL	8	0	0	8	8	0	0	8	8	0	0	8	

Prepared by: Washington Headquarters Services
Directorate for Information
Operations and Reports

**FORMAT 46: SELECTED RESERVE PHYSICIAN GAINS, LOSSES, AND END STRENGTH
BY PRIMARY SPECIALTY - FISCAL YEAR 1987**

MEDICAL SPECIALTY	SERVICE	CURRENT FY			FY + 1			FY + 2			FY + 3				
		BEGIN STREN	TOTAL GAIN	TOTAL LOSS	END STREN	BEGIN STREN	TOTAL GAIN	TOTAL LOSS	END STREN	BEGIN STREN	TOTAL GAIN	TOTAL LOSS	END STREN		
UROLOGY	USAR	57	3	4	56	7	3	60	60	9	7	62	62	2	66
	ARNG	8	1	1	8	1	0	9	9	0	1	8	8	1	9
	USNR	35	2	4	33	0	2	31	31	0	1	30	30	2	30
	USAFR	23	0	5	18	2	0	20	20	4	0	24	24	0	24
	ANG	11	1	0	12	0	0	12	12	1	0	13	13	0	13
	TOTAL	134	7	14	127	10	5	132	132	14	9	137	137	9	142
GRAND TOTALS	USAR	2410	519	264	2665	520	597	2588	2588	427	206	2809	2809	522	3003
	ARNG	736	158	137	757	173	150	780	780	175	150	805	805	180	830
	USNR	1106	426	318	1214	390	190	1414	1414	400	200	1614	1614	400	1814
	USAFR	763	117	114	766	42	4	804	804	40	2	842	842	53	880
	ANG	494	57	60	491	70	48	513	513	33	15	531	531	20	549
	TOTAL	5509	1277	893	5893	1195	989	6099	6099	1075	573	6601	6601	1175	7076

Prepared by: Washington Headquarters Services
Directorate for Information Operations and Reports

**FORMAT 46: SELECTED RESERVE PHYSICIAN GAINS, LOSSES, AND END STRENGTH
BY PRIMARY SPECIALTY - FISCAL YEAR 1987**

MEDICAL SPECIALTY	SERVICE	FY + 4			FY + 5			FY + 6					
		BEGIN STREN	TOTAL GAIN	TOTAL LOSS	END STREN	BEGIN STREN	TOTAL GAIN	TOTAL LOSS	END STREN	BEGIN STREN	TOTAL GAIN	TOTAL LOSS	END STREN
UROLOGY	USAR	66	6	3	69	69	10	2	77	77	2	9	70
	ARNG	9	1	0	10	10	1	1	10	10	0	0	10
	USNR	30	2	2	30	30	2	2	30	30	2	2	30
	USAFR	24	0	0	24	24	6	0	30	30	3	0	33
	ANG	13	0	0	13	13	0	0	13	13	2	0	15
	TOTAL	142	9	5	146	146	19	5	160	160	9	11	158
GRAND TOTALS	USAR	3003	518	312	3209	3209	542	359	3392	3392	541	544	3389
	ARNG	830	198	168	860	860	206	181	885	885	190	165	910
	USNR	1814	400	200	2014	2014	237	158	2093	2093	111	107	2097
	USAFR	880	47	9	918	918	66	26	958	958	41	1	998
	ANG	549	20	2	567	567	92	76	583	583	29	0	612
	TOTAL	7076	1183	691	7568	7568	1143	800	7911	7911	912	817	8006

Prepared by: Washington Headquarters Services
Directorate for Information
Operations and Reports

**FORMAT 48: RESERVE COMPONENT DENTISTS AUTHORIZED AND ASSIGNED BY
PRIMARY SPECIALTY - FISCAL YEAR 1987**

MEDICAL SPECIALTY	SERVICE	SERVICE RQMT.	SELECTED RESERVE		IRR/ING ASSIGNED	STANDBY ASSIGNED	TOTAL ASSIGNED
			AUTH.	ASSGN.			
EXECUTIVE DENTISTRY	USAR	106	61	22	3	0	25
	ARNG	14	14	5	0	0	5
	USNR	18	4	2	0	0	2
	USAFR	36	22	21	0	0	21
	ANG	0	10	7	0	0	7
	TOTAL	174	111	57	3	0	60
ENDODONTICS	USAR	2	0	11	6	0	17
	ARNG	0	0	0	0	0	0
	USNR	53	9	8	16	4	28
	USAFR	4	2	2	0	16	18
	ANG	0	0	0	0	0	0
	TOTAL	59	11	21	22	20	63
ORAL PATHOLOGY/DIAGNOSIS	USAR	5	0	5	2	0	7
	ARNG	0	0	0	0	0	0
	USNR	22	5	6	3	0	9
	USAFR	2	1	1	0	1	2
	ANG	0	0	0	0	0	0
	TOTAL	29	6	12	5	1	18

Prepared by: Washington Headquarters Services
Directorate for Information
Operations and Reports

**FORMAT 48: RESERVE COMPONENT DENTISTS AUTHORIZED AND ASSIGNED BY
PRIMARY SPECIALTY - FISCAL YEAR 1987**

MEDICAL SPECIALTY	SERVICE	SERVICE ROMT.	SELECTED RESERVE		IRR/ING ASSIGNED	STANDBY ASSIGNED	TOTAL ASSIGNED
			AUTH.	ASSGN.			
ORAL MAXILLOFACIAL SURGERY	USAR	153	96	42	17	0	59
	ARNG	23	16	16	0	0	16
	USNR	195	42	34	14	20	68
	USAFR	99	35	32	4	29	65
	ANG	0	0	0	0	0	0
	TOTAL	470	189	124	35	49	208
ORTHODONTICS	USAR	0	0	12	16	0	28
	ARNG	0	0	1	0	0	1
	USNR	7	0	26	20	20	66
	USAFR	8	2	1	4	9	14
	ANG	0	0	0	0	0	0
	TOTAL	15	2	40	40	29	109
PEDODONTICS	USAR	1	0	7	15	0	22
	ARNG	0	0	3	0	0	3
	USNR	0	0	0	0	0	0
	USAFR	1	1	1	1	1	3
	ANG	0	0	0	0	0	0
	TOTAL	2	1	11	16	1	28

Prepared by: Washington Headquarters Services
Directorate for Information
Operations and Reports

**FORMAT 48: RESERVE COMPONENT DENTISTS AUTHORIZED AND ASSIGNED BY
PRIMARY SPECIALTY - FISCAL YEAR 1987**

MEDICAL SPECIALTY	SERVICE	SERVICE RQMT.	SELECTED RESERVE		IRR/ING ASSIGNED	STANDBY ASSIGNED	TOTAL ASSIGNED
			AUTH.	ASSGN.			
PERIODONTICS	USAR	28	18	21	14	0	35
	ARNG	0	0	0	0	0	0
	USNR	61	11	12	16	17	45
	USAFR	31	16	15	3	15	33
	ANG	0	0	0	0	0	0
	TOTAL	120	45	48	33	32	113
PUBLIC HEALTH DENTISTRY	USAR	13	4	8	1	0	9
	ARNG	0	0	0	0	0	0
	USNR	18	2	3	0	0	3
	USAFR	0	0	0	0	0	0
	ANG	0	0	0	0	0	0
	TOTAL	31	6	11	1	0	12
PROSTHODONTICS	USAR	125	93	42	12	0	54
	ARNG	15	15	5	0	0	5
	USNR	78	23	18	9	7	34
	USAFR	21	11	6	0	6	12
	ANG	0	0	0	0	0	0
	TOTAL	239	142	71	21	13	105

Prepared by: Washington Headquarters Services
Directorate for Information
Operations and Reports

**FORMAT 48: RESERVE COMPONENT DENTISTS AUTHORIZED AND ASSIGNED BY
PRIMARY SPECIALTY - FISCAL YEAR 1987**

MEDICAL SPECIALTY	SERVICE	SERVICE ROMT.	SELECTED RESERVE		IRR/ING ASSIGNED	STANDBY ASSIGNED	TOTAL ASSIGNED
			AUTH.	ASSGN.			
COMP./OPERATIVE DENTISTRY	USAR	393	93	86	40	0	126
	ARNG	32	32	186	0	0	186
	USNR	71	21	7	5	4	16
	USAFR	0	0	0	0	0	0
	ANG	0	0	0	0	0	0
	TOTAL	496	146	279	45	4	328
GENERAL DENTISTRY	USAR	757	631	811	693	1	1505
	ARNG	165	171	32	0	0	32
	USNR	1394	318	484	452	450	1386
	USAFR	138	192	185	125	489	799
	ANG	182	136	128	0	0	128
	TOTAL	2636	1448	1640	1270	940	3850
GRAND TOTALS	USAR	1583	996	1067	819	1	1887
	ARNG	249	248	248	0	0	248
	USNR	1917	435	600	535	522	1657
	USAFR	340	282	264	137	566	967
	ANG	182	146	135	0	0	135
	TOTAL	4271	2107	2314	1491	1089	4894

Prepared by: Washington Headquarters Services
Directorate for Information
Operations and Reports

**FORMAT 49: RETIRED DENTISTS BY PRIMARY SPECIALTY
FISCAL YEAR 1987**

SPECIALTY	SERVICE	ACTIVE DUTY RETIRED	RESERVE RETIRED	TOTAL RETIREES
EXECUTIVE DENTISTRY	ARMY	22	55	77
	NAVY	24	1	25
	USAF	27	36	63
	TOTAL	73	92	165
ENDODONTICS	ARMY	24	3	27
	NAVY	25	3	28
	USAF	6	2	8
	TOTAL	55	8	63
ORAL PATHOLOGY/DIAGNOSIS	ARMY	28	2	30
	NAVY	3	1	4
	USAF	2	0	2
	TOTAL	33	3	36
ORAL MAXILLOFACIAL SURGERY	ARMY	79	24	103
	NAVY	2	2	4
	USAF	26	11	37
	TOTAL	107	37	144

Prepared by: Washington Headquarters Services
Directorate for Information
Operations and Reports

**FORMAT 49: RETIRED DENTISTS BY PRIMARY SPECIALTY
FISCAL YEAR 1987**

SPECIALTY	SERVICE	ACTIVE DUTY RETIRED	RESERVE RETIRED	TOTAL RETIREES
ORTHODONTICS	ARMY NAVY USAF TOTAL	19 1 7 27	5 22 3 30	24 23 10 57

Prepared by: Washington Headquarters Services
Directorate for Information
Operations and Reports

**FORMAT 49: RETIRED DENTISTS BY PRIMARY SPECIALTY
FISCAL YEAR 1987**

SPECIALTY	SERVICE	ACTIVE DUTY RETIRED	RESERVE RETIRED	TOTAL RETIREES
PERIODONTICS	ARMY	7	2	9
	NAVY	0	0	0
	USAF	0	0	0
	TOTAL	7	2	9
PERIODONTICS	ARMY	60	8	68
	NAVY	24	10	34
	USAF	34	4	38
	TOTAL	118	22	140
PUBLIC HEALTH DENTISTRY	ARMY	18	4	22
	NAVY	1	1	2
	USAF	0	0	0
	TOTAL	19	5	24
PROSTHODONTICS	ARMY	142	17	159
	NAVY	34	10	44
	USAF	55	12	67
	TOTAL	231	39	270

Prepared by: Washington Headquarters Services
Directorate for Information
Operations and Reports

**FORMAT 49: RETIRED DENTISTS BY PRIMARY SPECIALTY
FISCAL YEAR 1987**

SPECIALTY	SERVICE	ACTIVE DUTY RETIRED	RESERVE RETIRED	TOTAL RETIREES
GENERAL DENTISTRY	ARMY NAVY USAF TOTAL	57 176 63 296	166 227 57 450	223 403 120 746

Prepared by: Washington Headquarters Services
Directorate for Information
Operations and Reports

**FORMAT 49: RETIRED DENTISTS BY PRIMARY SPECIALTY
FISCAL YEAR 1987**

SPECIALTY	SERVICE	ACTIVE DUTY RETIRED	RESERVE RETIRED	TOTAL RETIREES
COMP / OPERATIVE DENTISTRY	ARMY NAVY USAF TOTAL	103 1 0 104	22 0 0 22	125 1 0 126
GRAND TOTALS	ARMY NAVY USAF TOTAL	559 291 220 1070	308 277 125 710	867 568 345 1780

Prepared by: Washington Headquarters Services
Directorate for Information
Operations and Reports

NE
OP
P

**FORMAT 50: RESERVE COMPONENT HEALTH MANPOWER REQUIRED AND ASSIGNED -
SELECTED HEALTH PROFESSIONALS BY PRIMARY SPECIALTY - FISCAL YEAR 1987**

DISCIPLINE	SERVICE	SERVICE RQMT.	SELECTED RESERVE		IRR/ING ASSIGNED	STANDBY ASSIGNED	TOTAL ASSIGNED
			AUTH.	ASSGN.			
AUDIOLOGIST	USAR	60	27	44	21	0	65
	ARNG	1	2	4	0	0	4
	USNR	15	0	5	1	0	6
	USAFR	0	0	0	0	3	3
	ANG	0	0	0	0	0	0
	TOTAL	76	29	53	22	3	78
BIOCHEMIST	USAR	67	33	73	52	0	125
	ARNG	2	4	3	0	0	3
	USNR	12	5	9	0	2	11
	USAFR	0	0	0	0	0	0
	ANG	0	0	0	0	0	0
	TOTAL	81	42	85	52	2	139
BIENVIRONMENTAL ENGINEER	USAR	0	0	0	0	0	0
	ARNG	0	0	0	0	0	0
	USNR	0	0	0	0	0	0
	USAFR	40	64	33	9	51	93
	ANG	91	38	25	0	0	25
	TOTAL	131	102	58	9	51	118

Prepared by: Washington Headquarters Services
Directorate for Information
Operations and Reports

**FORMAT 50: RESERVE COMPONENT HEALTH MANPOWER REQUIRED AND ASSIGNED -
SELECTED HEALTH PROFESSIONALS BY PRIMARY SPECIALTY - FISCAL YEAR 1987**

DISCIPLINE	SERVICE	SERVICE ROMT.	SELECTED RESERVE		IRR/ING ASSIGNED	STANDBY ASSIGNED	TOTAL ASSIGNED
			AUTH.	ASSGN.			
BIOMEDICAL/MEDICAL SCIENTIST	USAR	0	0	0	0	0	0
	ARNG	0	0	0	0	0	0
	USNR	0	0	0	0	0	0
	USAFR	35	2	2	0	0	2
	ANG	0	0	0	0	0	0
	TOTAL	35	2	2	0	0	2
CLINICAL LAB. OFFICER/MED. TECH.	USAR	245	134	167	57	0	224
	ARNG	19	15	22	0	0	22
	USNP	141	34	32	5	4	41
	USAFR	171	32	28	7	38	73
	ANG	0	0	0	0	0	0
	TOTAL	576	215	249	69	42	360
ENTOMOLOGIST	USAR	76	37	34	20	0	54
	ARNG	2	1	2	0	0	2
	USNR	46	10	5	0	1	6
	USAFR	4	2	2	0	4	6
	ANG	0	0	0	0	0	0
	TOTAL	128	50	43	20	5	68

Prepared by: Washington Headquarters Services
Directorate for Information
Operations and Reports

**FORMAT 50: RESERVE COMPONENT HEALTH MANPOWER REQUIRED AND ASSIGNED -
SELECTED HEALTH PROFESSIONALS BY PRIMARY SPECIALTY - FISCAL YEAR 1987**

DISCIPLINE	SERVICE	SERVICE REQMT.	SELECTED RESERVE		IRR/ING ASSIGNED	STANDBY ASSIGNED	TOTAL ASSIGNED
			AUTH.	ASSGN.			
ENVIRONMENTAL SCIENCE OFFICER	USAR	101	15	61	49	0	110
	ARNG	12	12	10	0	0	10
	USNR	90	27	31	0	3	34
	USAFR	57	68	57	13	14	84
	ANG	150	86	66	0	0	66
	TOTAL	410	208	225	62	17	304
HEALTH PHYSICIST	USAR	0	0	0	0	0	0
	ARNG	0	0	0	0	0	0
	USNR	0	0	0	0	0	0
	USAFR	7	9	3	0	1	4
	ANG	0	0	0	0	0	0
	TOTAL	7	9	3	0	1	4
IMMUNOLOGIST	USAR	26	7	11	8	0	19
	ARNG	3	2	2	0	0	2
	USNR	0	0	0	0	0	0
	USAFR	0	0	0	0	0	0
	ANG	0	0	0	0	0	0
	TOTAL	29	9	13	8	0	21

Prepared by: Washington Headquarters Services
Directorate for Information
Operations and Reports

**FORMAT 50: RESERVE COMPONENT HEALTH MANPOWER REQUIRED AND ASSIGNED -
SELECTED HEALTH PROFESSIONALS BY PRIMARY SPECIALTY - FISCAL YEAR 1987**

DISCIPLINE	SERVICE	SERVICE RQMT.	SELECTED RESERVE		IRR/ING ASSIGNED	STANDBY ASSIGNED	TOTAL ASSIGNED
			AUTH.	ASSGN.			
INDUSTRIAL HYGIENE OFFICER	USAR	0	0	0	0	0	0
	ARNG	0	0	0	0	0	0
	USNR	37	2	26	7	4	37
	USAFR	0	0	0	0	0	0
	ANG	0	0	0	0	0	0
	TOTAL	37	2	26	7	4	37
MICROBIOLOGIST	USAR	75	34	64	21	1	86
	ARNG	2	5	3	0	0	3
	USNR	82	12	11	1	1	13
	USAFR	0	0	0	0	0	0
	ANG	0	0	0	0	0	0
	TOTAL	159	51	78	22	2	102
NUCLEAR MEDICAL SCIENCE OFFICER	USAR	36	22	34	25	0	59
	ARNG	9	10	2	0	0	2
	USNR	0	0	0	0	0	0
	USAFR	0	0	0	0	0	0
	ANG	0	0	0	0	0	0
	TOTAL	45	32	36	25	0	61

Prepared by: Washington Headquarters Services
Directorate for Information
Operations and Reports

**FORMAT 50: RESERVE COMPONENT HEALTH MANPOWER REQUIRED AND ASSIGNED -
SELECTED HEALTH PROFESSIONALS BY PRIMARY SPECIALTY - FISCAL YEAR 1987**

DISCIPLINE	SERVICE	SERVICE RQMT.	SELECTED RESERVE		IRR/ING ASSIGNED	STANDBY ASSIGNED	TOTAL ASSIGNED
			AUTH.	ASSGN.			
OPTOMETRIST	USAR	180	118	116	166	0	282
	ARNG	25	28	15	0	0	15
	USNR	135	40	64	48	48	160
	USAFR	0	63	53	29	168	250
	ANG	32	92	75	0	0	75
	TOTAL	372	341	323	243	216	782
PARASITOLOGIST	USAR	12	6	7	4	0	11
	ARNG	2	1	2	0	0	2
	USNR	0	0	0	0	0	0
	USAFR	0	0	0	0	0	0
	ANG	0	0	0	0	0	0
	TOTAL	14	7	9	4	0	13
PHARMACIST	USAR	616	341	250	207	0	457
	ARNG	86	72	39	0	0	39
	USNR	200	45	56	15	7	78
	USAFR	177	39	25	3	43	71
	ANG	0	0	0	0	0	0
	TOTAL	1079	497	370	225	50	645

Prepared by: Washington Headquarters Services
Directorate for Information
Operations and Reports

**FORMAT 50: RESERVE COMPONENT HEALTH MANPOWER REQUIRED AND ASSIGNED -
SELECTED HEALTH PROFESSIONALS BY PRIMARY SPECIALTY - FISCAL YEAR 1987**

DISCIPLINE	SERVICE	SERVICE HQMT.	SELECTED RESERVE		IRR/ING ASSIGNED	STANDBY ASSIGNED	TOTAL ASSIGNED
			AUTH.	ASSGN.			
PHYSIOLOGIST	USAR	3	0	19	12	0	31
	ARNG	0	0	0	0	0	0
	USNR	36	2	10	3	3	16
	USAFR	7	6	6	2	7	15
	ANG	0	0	0	0	0	0
	TOTAL	46	8	35	17	10	62
PODIATRIST	USAR	121	5	39	54	0	93
	ARNG	0	0	0	0	0	0
	USNR	42	1	14	1	1	16
	USAFR	0	11	3	5	23	31
	ANG	0	0	0	0	0	0
	TOTAL	163	17	56	60	24	140
PSYCHOLOGIST	USAR	104	38	66	83	1	150
	ARNG	10	10	7	0	0	7
	USNR	163	20	53	35	14	102
	USAFR	35	30	22	24	81	127
	ANG	109	9	1	0	0	1
	TOTAL	421	107	149	142	96	387

Prepared by: Washington Headquarters Services
Directorate for Information
Operations and Reports

**FORMAT 50: RESERVE COMPONENT HEALTH MANPOWER REQUIRED AND ASSIGNED -
SELECTED HEALTH PROFESSIONALS BY PRIMARY SPECIALTY - FISCAL YEAR 1987**

DISCIPLINE	SERVICE	SERVICE ROMT.	SELECTED RESERVE		IRR/ING ASSIGNED	STANDBY ASSIGNED	TOTAL ASSIGNED
			AUTH.	ASSGN.			
RADIATION HEALTH OFFICER	USAR	0	0	0	0	0	0
	ARNG	0	0	0	0	0	0
	USNR	20	0	5	6	2	13
	USAFR	0	0	0	0	0	0
	ANG	0	0	0	0	0	0
	TOTAL	20	0	5	6	2	13
RADIATION SPECIALIST	USAR	0	0	0	0	0	0
	ARNG	0	0	0	0	0	0
	USNR	9	1	7	0	0	7
	USAFR	0	0	0	0	0	0
	ANG	0	0	0	0	0	0
	TOTAL	9	1	7	0	0	7
SANITARY ENGINEER	USAR	88	24	38	37	0	75
	ARNG	3	3	1	0	0	1
	USNR	0	0	0	0	0	0
	USAFR	0	0	0	0	0	0
	ANG	0	0	0	0	0	0
	TOTAL	91	27	39	37	0	76

Prepared by: Washington Headquarters Services
Directorate for Information
Operations and Reports

**FORMAT 50: RESERVE COMPONENT HEALTH MANPOWER REQUIRED AND ASSIGNED -
SELECTED HEALTH PROFESSIONALS BY PRIMARY SPECIALTY - FISCAL YEAR 1987**

DISCIPLINE	SERVICE	SERVICE RQMT.	SELECTED RESERVE		IRR/ING ASSIGNED	STANDBY ASSIGNED	TOTAL ASSIGNED
			AUTH.	ASSGN.			
SOCIAL WORK OFFICER	USAR	204	78	227	213	0	440
	ARNG	17	17	19	0	0	19
	USNR	15	0	13	1	0	14
	USAFR	0	25	16	13	51	80
	ANG	0	0	0	0	0	0
	TOTAL	236	120	275	227	51	553
SPEECH SPECIALIST	USAR	0	0	0	0	0	0
	ARNG	0	0	0	0	0	0
	USNR	0	0	0	0	0	0
	USAFR	0	0	0	0	0	0
	ANG	0	0	0	0	0	0
	TOTAL	0	0	0	0	0	0
DIETITIAN	USAR	519	214	192	121	0	313
	ARNG	15	14	23	0	0	23
	USNR	83	20	15	6	3	24
	USAFR	149	25	21	5	36	62
	ANG	0	0	0	0	0	0
	TOTAL	766	273	251	132	39	422

Prepared by: Washington Headquarters Services
Directorate for Information
Operations and Reports

**FORMAT 50: RESERVE COMPONENT HEALTH MANPOWER REQUIRED AND ASSIGNED -
SELECTED HEALTH PROFESSIONALS BY PRIMARY SPECIALTY - FISCAL YEAR 1987**

DISCIPLINE	SERVICE	SERVICE ROMT.	SELECTED RESERVE		IRR/ING ASSIGNED	STANDBY ASSIGNED	TOTAL ASSIGNED
			AUTH.	ASSGN.			
OCCUPATIONAL THERAPIST	USAR	185	73	75	45	0	120
	ARNG	0	2	0	0	0	0
	USNR	3	0	6	0	2	8
	USAFR	11	4	4	3	6	13
	ANG	0	0	0	0	0	0
	TOTAL	199	79	85	48	8	141
PHYSICAL THERAPIST	USAR	444	149	145	120	1	266
	ARNG	0	2	0	0	0	0
	USNR	125	39	27	6	5	38
	USAFR	326	36	23	10	32	65
	ANG	0	0	0	0	0	0
	TOTAL	895	226	195	136	38	369
VETERINARIAN	USAR	384	137	140	181	1	322
	ARNG	26	28	36	0	0	36
	USNR	0	0	0	0	0	0
	USAFR	0	4	3	1	38	42
	ANG	0	0	0	0	0	0
	TOTAL	410	169	179	182	39	400

Prepared by: Washington Headquarters Services
Directorate for Information
Operations and Reports

**FORMAT 50: RESERVE COMPONENT HEALTH MANPOWER REQUIRED AND ASSIGNED -
SELECTED HEALTH PROFESSIONALS BY PRIMARY SPECIALTY - FISCAL YEAR 1987**

DISCIPLINE	SERVICE	SERVICE ROMT.	SELECTED RESERVE		IRR/ING ASSIGNED	STANDBY ASSIGNED	TOTAL ASSIGNED
			AUTH.	ASSGN.			
HEALTH CARE ADMINISTRATOR	USAR	2828	1857	2497	1640	9	4146
	ARNG	1130	1087	1012	0	0	1012
	USNR	794	455	416	54	37	507
	USAFR	671	526	377	46	97	520
	ANG	299	190	184	0	0	184
	TOTAL	5722	4115	4486	1740	143	6369
NURSING SERVICE ADMINISTRATOR	USAR	610	220	56	13	0	69
	ARNG	58	79	48	0	0	48
	USNR	68	37	21	10	7	38
	USAFR	267	115	94	3	10	107
	ANG	93	72	53	0	0	53
	TOTAL	1096	523	272	26	17	315
NURSE ANESTHETIST	USAR	735	728	292	106	0	398
	ARNG	133	120	48	0	0	48
	USNR	298	83	36	11	8	55
	USAFR	353	94	70	20	178	268
	ANG	0	13	7	0	0	7
	TOTAL	1519	1038	453	137	186	776

Prepared by: Washington Headquarters Services
Directorate for Information
Operations and Reports

**FORMAT 50: RESERVE COMPONENT HEALTH MANPOWER REQUIRED AND ASSIGNED -
SELECTED HEALTH PROFESSIONALS BY PRIMARY SPECIALTY - FISCAL YEAR 1987**

DISCIPLINE	SERVICE	SERVICE ROOMT.	SELECTED RESERVE		IRR/ING ASSIGNED	STANDBY ASSIGNED	TOTAL ASSIGNED
			AUTH.	ASSGN.			
OPERATING ROOM NURSE	USAR	2142	884	534	180	0	714
	ARNG	169	194	101	0	0	101
	USNR	610	168	81	24	22	127
	USAFR	578	92	92	41	492	625
	ANG	0	12	13	0	0	13
	TOTAL	3499	1350	821	245	514	1580
PEDIATRIC NURSE PRACTITIONER	USAR	0	0	0	0	0	0
	ARNG	0	0	0	0	0	0
	USNR	0	0	0	0	0	0
	USAFR	0	2	2	0	27	29
	ANG	0	0	0	0	0	0
	TOTAL	0	2	2	0	27	29
FAMILY NURSE PRACTITIONER	USAR	0	0	0	0	0	0
	ARNG	0	0	0	0	0	0
	USNR	0	0	0	0	0	0
	USAFR	0	0	0	0	0	0
	ANG	0	0	0	0	0	0
	TOTAL	0	0	0	0	0	0

Prepared by: Washington Headquarters Services
Directorate for Information
Operations and Reports

**FORMAT 50: RESERVE COMPONENT HEALTH MANPOWER REQUIRED AND ASSIGNED -
SELECTED HEALTH PROFESSIONALS BY PRIMARY SPECIALTY - FISCAL YEAR 1987**

DISCIPLINE	SERVICE	SERVICE ROMT.	SELECTED RESERVE		IRR/ING ASSIGNED	STANDBY ASSIGNED	TOTAL ASSIGNED
			AUTH.	ASSGN.			
OB/GYN NURSE PRACTITIONER	USAR	0	0	0	0	0	0
	ARNG	0	0	0	0	0	0
	USNR	0	0	0	0	0	0
	USAFR	0	6	6	2	17	25
	ANG	0	0	0	0	0	0
TOTAL	0	6	6	2	17	25	
PRIMARY CARE NURSE PRACTITIONER	USAR	0	0	0	0	0	0
	ARNG	0	0	0	0	0	0
	USNR	75	13	38	9	23	70
	USAFR	0	0	0	1	12	13
	ANG	0	0	0	0	0	0
TOTAL	75	13	38	10	35	83	
NURSE MIDWIFE	USAR	0	0	0	0	0	0
	ARNG	0	0	0	0	0	0
	USNR	0	0	0	0	0	0
	USAFR	0	2	2	0	5	7
	ANG	0	0	0	0	0	0
TOTAL	0	2	2	0	5	7	

Prepared by: Washington Headquarters Services
Directorate for Information
Operations and Reports

**FORMAT 50: RESERVE COMPONENT HEALTH MANPOWER REQUIRED AND ASSIGNED -
SELECTED HEALTH PROFESSIONALS BY PRIMARY SPECIALTY - FISCAL YEAR 1987**

DISCIPLINE	SERVICE	SERVICE ROMT.	SELECTED RESERVE		IRR/ING ASSIGNED	STANDBY ASSIGNED	TOTAL ASSIGNED
			AUTH.	ASSGN.			
FLIGHT NURSE	USAR	0	0	0	0	0	0
	ARNG	0	0	0	0	0	0
	USNR	0	0	0	0	0	0
	USAFR	1061	1198	1062	22	112	1196
	ANG	446	412	316	0	0	316
TOTAL	1507	1610	1378	22	112	1512	
NURSING EDUCATION	USAR	0	0	0	0	0	0
	ARNG	0	0	0	0	0	0
	USNR	18	1	32	8	19	59
	USAFR	0	0	0	0	0	0
	ANG	0	0	0	0	0	0
TOTAL	18	1	32	8	19	59	
ALL OTHER NURSES	USAR	20389	5646	5439	2606	4	8049
	ARNG	691	646	730	0	0	730
	USNR	4530	1821	981	530	653	2164
	USAFR	6241	918	790	654	2651	4095
	ANG	456	299	271	0	0	271
TOTAL	32307	9330	8211	3790	3308	15309	

Prepared by: Washington Headquarters Services
Directorate for Information
Operations and Reports

**FORMAT 50: RESERVE COMPONENT HEALTH MANPOWER REQUIRED AND ASSIGNED -
SELECTED HEALTH PROFESSIONALS BY PRIMARY SPECIALTY - FISCAL YEAR 1987**

DISCIPLINE	SERVICE	SERVICE ROMT.	SELECTED RESERVE		IRR/ING ASSIGNED	STANDBY ASSIGNED	TOTAL ASSIGNED
			AUTH.	ASSGN.			
PHYSICIAN ASSISTANT	USAR	205	29	107	154	2	263
	ARNG	359	359	337	0	0	337
	USNR	78	48	44	7	1	52
	USAFR	0	58	29	7	19	55
	ANG	83	16	3	0	0	3
	TOTAL	725	510	520	168	22	710

Prepared by: Washington Headquarters Services
Directorate for Information
Operations and Reports

**FORMAT 51: RETIRED HEALTH PROFESSIONALS BY PRIMARY SPECIALTY
FISCAL YEAR 1987**

DISCIPLINE	SERVICE	ACTIVE DUTY RETIRED	RESERVE RETIRED	TOTAL
AUDIOLOGIST	ARMY	1	2	3
	NAVY	0	0	0
	USAF	4	1	5
	TOTAL	5	3	8
BIOCHEMIST	ARMY	26	37	63
	NAVY	3	2	5
	USAF	0	0	0
	TOTAL	29	39	68
BIOENVIRONMENTAL ENGINEER	ARMY	0	0	0
	NAVY	0	0	0
	USAF	51	18	69
	TOTAL	51	18	69

Prepared by Washington Headquarters Services
Directorate for Information
Operations and Reports

**FORMAT 51: RETIRED HEALTH PROFESSIONALS BY PRIMARY SPECIALTY
FISCAL YEAR 1987**

DISCIPLINE	SERVICE	ACTIVE DUTY RETIRED	RESERVE RETIRED	TOTAL
BIOMEDICAL/MEDICAL SCIENTIST	ARMY	0	0	0
	NAVY	0	0	0
	USAF	18	5	23
	TOTAL	18	5	23
CLINICAL LAB OFFICER/MED. TECH.	ARMY	38	29	67
	NAVY	8	1	9
	USAF	42	25	67
	TOTAL	88	55	143
ENTOMOLOGIST	ARMY	30	21	51
	NAVY	4	1	5
	USAF	0	6	6
	TOTAL	34	28	62

Prepared by: Washington Headquarters Services
Directorate for Information
Operations and Reports

**FORMAT 51: RETIRED HEALTH PROFESSIONALS BY PRIMARY SPECIALTY
FISCAL YEAR 1987**

DISCIPLINE	SERVICE	ACTIVE DUTY RETIRED	RESERVE RETIRED	TOTAL
ENVIRONMENTAL SCIENCE OFFICER	ARMY	14	7	21
	NAVY	20	2	22
	USAF	11	8	19
	TOTAL	45	17	62
HEALTH PHYSICIST	ARMY	0	0	0
	NAVY	0	0	0
	USAF	6	57	63
	TOTAL	6	57	63
IMMUNOLOGIST	ARMY	8	2	10
	NAVY	0	0	0
	USAF	0	0	0
	TOTAL	8	2	10

Prepared by: Washington Headquarters Services
Directorate for Information
Operations and Reports

**FORMAT 51: RETIRED HEALTH PROFESSIONALS BY PRIMARY SPECIALTY
FISCAL YEAR 1987**

DISCIPLINE	SERVICE	ACTIVE DUTY RETIRED	RESERVE RETIRED	TOTAL
INDUSTRIAL HYGIENE OFFICER	ARMY	0	0	0
	NAVY	1	0	1
	USAF	0	0	0
	TOTAL	1	0	1
MICROBIOLOGIST	ARMY	32	27	59
	NAVY	10	3	13
	USAF	0	0	0
	TOTAL	42	30	72
NUCLEAR MEDICAL SCIENCE OFFICER	ARMY	30	2	32
	NAVY	0	0	0
	USAF	0	0	0
	TOTAL	30	2	32

Prepared by: Washington Headquarters Services
Directorate for Information
Operations and Reports

**FCR MAT 51: RETIRED HEALTH PROFESSIONALS BY PRIMARY SPECIALTY
FISCAL YEAR 1987**

DISCIPLINE	SERVICE	ACTIVE DUTY RETIRED	RESERVE RETIRED	TOTAL
OPTOMETRIST	ARMY	62	32	94
	NAVY	6	10	16
	USAF	25	16	41
	TOTAL	93	58	151
PARASITOLOGIST	ARMY	11	4	15
	NAVY	0	0	0
	USAF	0	0	0
	TOTAL	11	4	15
PHARMACIS*	ARMY	26	68	94
	NAVY	8	3	11
	USAF	9	8	17
	TOTAL	43	79	122

Prepared by: Washington Headquarters Services
Directorate for Information
Operations and Reports

**FORMAT 51: RETIRED HEALTH PROFESSIONALS BY PRIMARY SPECIALTY
FISCAL YEAR 1987**

DISCIPLINE	SERVICE	ACTIVE DUTY RETIRED	RESERVE RETIRED	TOTAL
PHYSIOLOGIST	ARMY	2	4	6
	NAVY	4	0	4
	USAF	23	10	33
	TOTAL	29	14	43
PODIATRIST	ARMY	7	6	13
	NAVY	3	1	4
	USAF	1	5	6
	TOTAL	11	12	23
PSYCHOLOGIST	ARMY	22	18	40
	NAVY	18	4	22
	USAF	12	9	21
	TOTAL	52	31	83

Prepared by: Washington Headquarters Services
Directorate for Information
Operations and Reports

**FORMAT 51: RETIRED HEALTH PROFESSIONALS BY PRIMARY SPECIALTY
FISCAL YEAR 1987**

DISCIPLINE	SERVICE	ACTIVE DUTY RETIRED	RESERVE RETIRED	TOTAL
RADIATION HEALTH OFFICER	ARMY	0	0	0
	NAVY	4	0	4
	USAF	0	0	0
	TOTAL	4	0	4
RADIATION SPECIALIST	ARMY	0	0	0
	NAVY	5	0	5
	USAF	0	0	0
	TOTAL	5	0	5
SANITARY ENGINEER	ARMY	36	17	53
	NAVY	0	0	0
	USAF	0	0	0
	TOTAL	36	17	53

Prepared by: Washington Headquarters Services
Directorate for Information
Operations and Reports

**FORMAT 51: RETIRED HEALTH PROFESSIONALS BY PRIMARY SPECIALTY
FISCAL YEAR 1987**

DISCIPLINE	SERVICE	ACTIVE DUTY RETIRED	RESERVE RETIRED	TOTAL
SOCIAL WORK OFFICER	ARMY	94	71	165
	NAVY	0	0	0
	USAF	10	11	21
	TOTAL	104	82	186
SPEECH SPECIALIST	ARMY	0	0	0
	NAVY	0	0	0
	USAF	0	0	0
	TOTAL	0	0	0
DIETITIAN	ARMY	56	15	71
	NAVY	0	0	0
	USAF	14	16	30
	TOTAL	70	31	101

Prepared by: Washington Headquarters Services
Directorate for Information
Operations and Reports

**FORMAT 51: RETIRED HEALTH PROFESSIONALS BY PRIMARY SPECIALTY
FISCAL YEAR 1987**

DISCIPLINE	SERVICE	ACTIVE DUTY RETIRED	RESERVE RETIRED	TOTAL
OCCUPATIONAL THERAPIST	ARMY	43	11	54
	NAVY	1	1	2
	USAF	9	0	9
	TOTAL	53	12	65
PHYSICAL THERAPIST	ARMY	70	60	130
	NAVY	9	2	11
	USAF	15	21	36
	TOTAL	94	83	177
VETERINARIAN	ARMY	147	42	189
	NAVY	0	0	0
	USAF	58	44	102
	TOTAL	205	86	291

Prepared by: Washington Headquarters Services
Directorate for Information
Operations and Reports

**FORMAT 51: RETIRED HEALTH PROFESSIONALS BY PRIMARY SPECIALTY
FISCAL YEAR 1987**

DISCIPLINE	SERVICE	ACTIVE DUTY RETIRED	RESERVE RETIRED	TOTAL
HEALTH CARE ADMINISTRATOR	ARMY	939	740	1679
	NAVY	447	26	473
	USAF	359	399	758
	TOTAL	1745	1165	2910
NURSING SERVICE ADMINISTRATOR	ARMY	163	85	248
	NAVY	37	7	44
	USAF	151	217	368
	TOTAL	351	309	660
NURSE ANESTHETIST	ARMY	178	28	206
	NAVY	22	5	27
	USAF	68	85	153
	TOTAL	268	118	386

Prepared by: Washington Headquarters Services
Directorate for Information
Operations and Reports

**FORMAT 51: RETIRED HEALTH PROFESSIONALS BY PRIMARY SPECIALTY
FISCAL YEAR 1987**

DISCIPLINE	SERVICE	ACTIVE DUTY RETIRED	RESERVE RETIRED	TOTAL
OPERATING ROOM NURSE	ARMY	115	27	142
	NAVY	34	2	36
	USAF	27	51	78
	TOTAL	176	80	256
PEDIATRIC NURSE PRACTITIONER	ARMY	0	0	0
	NAVY	0	0	0
	USAF	18	17	35
	TOTAL	18	17	35
FAMILY NURSE PRACTITIONER	ARMY	0	0	0
	NAVY	0	0	0
	USAF	0	0	0
	TOTAL	0	0	0

Prepared by: Washington Headquarters Services
Directorate for Information
Operations and Reports

**FORMAT 51: RETIRED HEALTH PROFESSIONALS BY PRIMARY SPECIALTY
FISCAL YEAR 1987**

DISCIPLINE	SERVICE	ACTIVE DUTY RETIRED	RESERVE RETIRED	TOTAL
OB/GYN NURSE PRACTITIONER	ARMY	0	0	0
	NAVY	0	0	0
	USAF	11	20	31
	TOTAL	11	20	31
PRIMARY CARE NURSE PRACTITIONER	ARMY	0	0	0
	NAVY	20	2	22
	USAF	14	9	23
	TOTAL	34	11	45
NURSE MIDWIFE	ARMY	0	0	0
	NAVY	0	0	0
	USAF	4	6	10
	TOTAL	4	6	10

Prepared by: Washington Headquarters Services
Directorate for Information
Operations and Reports

**FORMAT 51: RETIRED HEALTH PROFESSIONALS BY PRIMARY SPECIALTY
FISCAL YEAR 1987**

DISCIPLINE	SERVICE	ACTIVE DUTY RETIRED	RESERVE RETIRED	TOTAL
FLIGHT NURSE	ARMY	0	0	0
	NAVY	0	0	0
	USAF	0	16	16
	TOTAL	0	16	16
NURSING EDUCATION	ARMY	0	0	0
	NAVY	5	6	11
	USAF	0	0	0
	TOTAL	5	6	11
ALL OTHER NURSES	ARMY	646	242	888
	NAVY	200	62	262
	USAF	89	239	328
	TOTAL	935	543	1478

Prepared by: Washington Headquarters Services
Directorate for Information
Operations and Reports

**FORMAT 51: RETIRED HEALTH PROFESSIONALS BY PRIMARY SPECIALTY
FISCAL YEAR 1987**

DISCIPLINE	SERVICE	ACTIVE DUTY RETIRED	RESERVE RETIRED	TOTAL
PHYSICIAN ASSISTANT	ARMY	255	0	255
	NAVY	100	0	100
	USAF	3	4	7
	TOTAL	358	4	362

Prepared by: Washington Headquarters Services
Directorate for Information
Operations and Reports

**FORMAT 52: RESERVE COMPONENT ENLISTED HEALTH CARE PERSONNEL REQUIRED
AND ASSIGNED BY PRIMARY SPECIALTY - FISCAL YEAR 1987**

DISCIPLINE	SERVICE	SERVICE RQMT.	SELECTED RESERVE		IRR/ING ASSIGNED	STANDBY ASSIGNED	TOTAL ASSIGNED	
			AUTH.	ASSGN.				
MED CARE & TREATMENT, GEN	USAR	35083	15482	11972	9679	2	21653	
	ARNG	16986	15777	11783	0	0	11783	
	USNR	18440	7551	8834	3069	22	11925	
	USAFR	5441	4321	3835	1090	6	4931	
	ANG	2367	1910	1657	0	0	1657	
	TOTAL	78317	45041	38081	13838	30	51949	
	SURGERY	USAR	4688	2897	1742	760	1	2503
		ARNG	757	644	425	0	0	425
		USNR	2209	644	239	195	1	435
		USAFR	369	216	204	80	2	286
ANG		0	38	54	0	0	54	
TOTAL		8023	4439	2664	1035	4	3703	

Prepared by Washington Headquarters Services
Directorate for Information
Operations and Reports

**FORMAT 52: RESERVE COMPONENT ENLISTED HEALTH CARE PERSONNEL REQUIRED
AND ASSIGNED BY PRIMARY SPECIALTY - FISCAL YEAR 1987**

DISCIPLINE	SERVICE	SERVICE ROMT.	SELECTED RESERVE		IRR/ING ASSIGNED	STANDBY ASSIGNED	TOTAL ASSIGNED
			AUTH.	ASSGN.			
BEHAVIORAL SCIENCES	USAR	1526	539	485	362	0	847
	ARNG	133	124	77	0	0	77
	USNR	275	134	52	61	1	114
	USAFR	277	197	155	52	1	208
	ANG	182	20	12	0	0	12
	TOTAL	2393	1014	781	475	2	1258
THERAPY	USAR	858	388	309	151	0	460
	ARNG	0	0	5	0	0	5
	USNR	258	227	39	21	0	60
	USAFR	81	24	23	23	0	46
	ANG	0	0	0	0	0	0
	TOTAL	1197	639	376	195	0	571

Prepared by: Washington Headquarters Services
Directorate for Information
Operations and Reports

**FORMAT 52: RESERVE COMPONENT ENLISTED HEALTH CARE PERSONNEL REQUIRED
AND ASSIGNED BY PRIMARY SPECIALTY - FISCAL YEAR 1987**

DISCIPLINE	SERVICE	SERVICE ROMT.	SELECTED RESERVE		IRR/ING ASSIGNED	STANDBY ASSIGNED	TOTAL ASSIGNED
			AUTH.	ASSGN.			
ORTHOPEDICS	USAR	878	405	210	95	1	306
	ARNG	66	50	41	0	0	41
	USNR	268	83	37	25	0	62
	USAFR	40	9	13	10	0	23
	ANG	0	0	0	0	0	0
	TOTAL	1252	547	301	130	1	432
AEROSPACE & UNDERSEAS MED.	USAR	0	0	0	0	0	0
	ARNG	0	0	0	0	0	0
	USNR	288	129	67	57	1	125
	USAFR	207	164	172	82	0	254
	ANG	455	279	268	0	0	268
	TOTAL	950	572	507	139	1	647

Prepared by: Washington Headquarters Services
Directorate for Information
Operations and Reports

**FORMAT 52: RESERVE COMPONENT ENLISTED HEALTH CARE PERSONNEL REQUIRED
AND ASSIGNED BY PRIMARY SPECIALTY - FISCAL YEAR 1987**

DISCIPLINE	SERVICE	SERVICE ROGMT.	SELECTED RESERVE		IRR/ING ASSIGNED	STANDBY ASSIGNED	TOTAL ASSIGNED
			AUTH.	ASSGN.			
BIOMED. LABORATORY SERVICES	USAR	4472	2487	1765	923	0	2688
	ARNG	852	538	346	0	0	346
	USNR	1717	993	260	95	1	356
	USAFR	622	323	314	221	2	537
	ANG	364	211	192	0	0	192
	TOTAL	8027	4552	2877	1239	3	4119
PHARMACY	USAR	1984	1122	531	195	0	726
	ARNG	309	282	134	0	0	134
	USNR	844	314	161	109	0	270
	USAFR	222	142	133	79	1	213
	ANG	182	104	98	0	0	98
	TOTAL	3541	1964	1057	383	1	1441

Prepared by: Washington Headquarters Services
Directorate for Information
Operations and Reports

**FORMAT 52: RESERVE COMPONENT ENLISTED HEALTH CARE PERSONNEL REQUIRED
AND ASSIGNED BY PRIMARY SPECIALTY - FISCAL YEAR 1987**

DISCIPLINE	SERVICE	SERVICE RQMT.	SELECTED RESERVE		IRR/ING ASSIGNED	STANDBY ASSIGNED	TOTAL ASSIGNED
			AUTH.	ASSGN.			
RADIOLOGY	USAR	1771	899	727	427	1	1155
	ARNG	280	264	181	0	0	181
	USNR	904	443	130	80	1	211
	USAFR	309	183	211	125	4	340
	ANG	182	184	176	0	0	176
	TOTAL	3446	1973	1425	632	6	2063
VETERINARY MEDICINE	USAR	573	228	224	255	0	479
	ARNG	40	42	34	0	0	34
	USNR	0	0	0	0	0	0
	USAFR	0	0	0	0	0	0
	ANG	0	0	0	0	0	0
	TOTAL	613	270	258	255	0	513

Prepared by: Washington Headquarters Services
Directorate for Information
Operations and Reports

**FORMAT 52: RESERVE COMPONENT ENLISTED HEALTH CARE PERSONNEL REQUIRED
AND ASSIGNED BY PRIMARY SPECIALTY - FISCAL YEAR 1987**

DISCIPLINE	SERVICE	SERVICE ROMT.	SELECTED RESERVE		IRR/ING ASSIGNED	STANDBY ASSIGNED	TOTAL ASSIGNED
			AUTH.	ASSGN.			
ENVIRON. HEALTH SERVICES	USAR	693	420	243	166	0	409
	ARNG	175	163	74	0	0	74
	USNR	542	231	28	14	0	42
	USAFR	438	266	236	141	0	377
	ANG	364	283	278	0	0	278
	TOTAL	2212	1363	859	321	0	1180
OPHTHALMOLOGY OPTOMETRY	USAR	592	147	86	90	0	176
	ARNG	38	36	20	0	0	20
	USNR	183	103	26	26	0	52
	USAFR	40	32	34	12	0	46
	ANG	91	51	47	0	0	47
	TOTAL	944	369	213	128	0	341

Prepared by: Washington Headquarters Services
Directorate for Information
Operations and Reports

**FORMAT 52: RESERVE COMPONENT ENLISTED HEALTH CARE PERSONNEL REQUIRED
AND ASSIGNED BY PRIMARY SPECIALTY - FISCAL YEAR 1987**

DISCIPLINE	SERVICE	SERVICE RQMT.	SELECTED RESERVE		IRR/ING ASSIGNED	STANDBY ASSIGNED	TOTAL ASSIGNED
			AUTH.	ASSGN.			
PHYSIOLOGY	USAR	14	0	1	1	0	2
	ARNG	0	0	0	0	0	0
	USNR	11	4	6	2	0	8
	USAFR	0	0	0	22	0	22
	ANG	0	0	0	0	0	0
TOTAL		25	4	7	25	0	32
DIET THERAPY	USAR	2830	886	902	439	0	1341
	ARNG	309	277	114	0	0	114
	USNR	0	0	0	0	0	0
	USAFR	276	146	115	51	0	166
	ANG	0	0	0	0	0	0
TOTAL		3415	1309	1131	490	0	1621

Prepared by: Washington Headquarters Services
Directorate for Information
Operations and Reports

**FORMAT 52: RESERVE COMPONENT ENLISTED HEALTH CARE PERSONNEL REQUIRED
AND ASSIGNED BY PRIMARY SPECIALTY - FISCAL YEAR 1987**

DISCIPLINE	SERVICE	SERVICE ROMT.	SELECTED RESERVE		IRR/ING ASSIGNED	STANDBY ASSIGNED	TOTAL ASSIGNED
			AUTH.	ASSGN.			
BIOMED EQUIP. REPAIR & MAINT.	USAR	906	390	297	163	1	461
	ARNG	150	139	99	0	0	99
	USNR	410	213	29	3	0	32
	USAFR	239	88	102	69	1	172
	ANG	91	91	90	0	0	90
	TOTAL	1796	921	617	235	2	854
OTHER BIOMED & ALLIED HEALTH	USAR	0	0	0	0	0	0
	ARNG	0	0	0	0	0	0
	USNR	6	6	5	2	0	7
	USAFR	253	320	168	0	0	168
	ANG	82	91	54	0	0	54
	TOTAL	341	417	227	2	0	229

Prepared by: Washington Headquarters Services
Directorate for Information
Operations and Reports

**FORMAT 52: RESERVE COMPONENT ENLISTED HEALTH CARE PERSONNEL REQUIRED
AND ASSIGNED BY PRIMARY SPECIALTY - FISCAL YEAR 1987**

DISCIPLINE	SERVICE	SERVICE ROQMT.	SELECTED RESERVE		IRR/ING ASSIGNED	STANDBY ASSIGNED	TOTAL ASSIGNED
			AUTH.	ASSGN.			
MEDICAL ADMIN. & LOGISTICS	USAR	5822	3778	2628	1272	0	3900
	ARNG	1237	1124	858	0	0	858
	USNR	0	0	0	0	0	0
	USAFR	1810	1290	1224	306	7	1527
	ANG	910	574	580	0	0	580
	TOTAL	9779	6766	5290	1578	7	6875
TOTAL MEDICAL ENLISTED	USAR	62690	30068	22122	14978	6	37106
	ARNG	21332	19460	14191	0	0	14191
	USNR	26355	11075	9913	3759	27	13699
	USAFR	10624	7721	6939	2363	24	9326
	ANG	5270	3836	3506	0	0	3506
	TOTAL	126271	72160	56671	21100	57	77828
DENTAL CARE, GENERAL	USAR	2280	1466	1398	678	2	2078
	ARNG	412	408	308	0	0	308
	USNR	3239	780	891	370	2	1263
	USAFR	239	194	232	194	5	431
	ANG	182	143	165	0	0	165
	TOTAL	6352	2991	2994	1242	9	4245

Prepared by: Washington Headquarters Services
Directorate for Information
Operations and Reports

**FORMAT 52: RESERVE COMPONENT ENLISTED HEALTH CARE PERSONNEL REQUIRED
AND ASSIGNED BY PRIMARY SPECIALTY - FISCAL YEAR 1987**

DISCIPLINE	SERVICE	SERVICE RQMT.	SELECTED RESERVE		IRR/ING ASSIGNED	STANDBY ASSIGNED	TOTAL ASSIGNED
			AUTH.	ASSGN.			
DENTAL LABORATORY	USAR	528	388	245	110	0	355
	ARNG	71	71	31	0	0	31
	USNR	561	69	78	16	1	95
	USAFR	77	21	22	34	0	56
	ANG	0	0	0	0	0	0
	TOTAL	1237	549	376	160	1	537
TOTAL DENTAL ENLISTED	USAR	2808	1854	1643	788	2	2433
	ARNG	483	479	339	0	0	339
	USNR	3800	849	969	386	3	1358
	USAFR	316	215	254	228	5	487
	ANG	182	143	165	0	0	165
	TOTAL	7589	3540	3370	1402	10	4782
TOTAL ENLISTED PERSONNEL	USAR	65498	31922	23765	15766	8	39539
	ARNG	21815	19939	14530	0	0	14530
	USNR	30155	11924	10882	4145	30	15057
	USAFR	10940	7936	7193	2591	29	9813
	ANG	5452	3979	3671	0	0	3671
	TOTAL	133860	75700	60041	22502	67	82610

Prepared by: Washington Headquarters Services
Directorate for Information
Operations and Reports

**FORMAT 53: RETIRED ENLISTED HEALTH CARE PERSONNEL BY PRIMARY SPECIALTY
FISCAL YEAR 1987**

MEDICAL SPECIALTY	SERVICE	ACTIVE DUTY RETIRED	RESERVE RETIRED	TOTAL RETIRED
MED. CARE & TREATMENT, GEN.	ARMY	9271	868	10139
	NAVY	2641	289	2930
	USAF	2585	183	2768
	TOTAL	14497	1340	15837
SURGERY	ARMY	621	32	653
	NAVY	23	6	29
	USAF	280	1	281
	TOTAL	924	39	963
BEHAVIORAL SCIENCES	ARMY	348	17	365
	NAVY	8	3	11
	USAF	117	0	117
	TOTAL	473	20	493
THERAPY	ARMY	73	7	80
	NAVY	1	0	1
	USAF	87	0	87
	TOTAL	161	7	168

Prepared by Washington Headquarters Services
Directorate for Information
Operations and Reports

**FORMAT 53: RETIRED ENLISTED HEALTH CARE PERSONNEL BY PRIMARY SPECIALTY
FISCAL YEAR 1987**

MEDICAL SPECIALTY	SERVICE	ACTIVE DUTY RETIRED	RESERVE RETIRED	TOTAL RETIRED
ORTHOPEDICS	ARMY	213	1	214
	NAVY	2	0	2
	USAF	70	0	70
	TOTAL	285	1	286
AEROSPACE & UNDERSEAS MED.	ARMY	0	0	0
	NAVY	165	6	171
	USAF	302	16	318
	TOTAL	467	22	489
BIOMED. LABORATORY SERVICES	ARMY	502	37	539
	NAVY	230	12	242
	USAF	505	12	517
	TOTAL	1237	61	1298
PHARMACY	ARMY	88	3	91
	NAVY	56	0	56
	USAF	208	3	211
	TOTAL	352	6	358

Prepared by: Washington Headquarters Services
Directorate for Information
Operations and Reports

**FORMAT 53: RETIRED ENLISTED HEALTH CARE PERSONNEL BY PRIMARY SPECIALTY
FISCAL YEAR 1987**

MEDICAL SPECIALTY	SERVICE	ACTIVE DUTY RETIRED	RESERVE RETIRED	TOTAL RETIRED
RADIOLOGY	ARMY	293	15	308
	NAVY	191	11	202
	USAF	345	15	360
	TOTAL	829	41	870
VETERINARY MEDICINE	ARMY	601	5	606
	NAVY	0	0	0
	USAF	0	0	0
	TOTAL	601	5	606
ENVIRON. HEALTH SERVICES	ARMY	216	16	232
	NAVY	183	4	187
	USAF	639	31	670
	TOTAL	1038	51	1089
OPHTHALMOLOGY OPTOMETRY	ARMY	119	0	119
	NAVY	39	2	41
	USAF	44	0	44
	TOTAL	202	2	204

Prepared by: Washington Headquarters Services
Directorate for Information
Operations and Reports

**FORMAT 53: RETIRED ENLISTED HEALTH CARE PERSONNEL BY PRIMARY SPECIALTY
FISCAL YEAR 1987**

MEDICAL SPECIALTY	SERVICE	ACTIVE DUTY RETIRED	RESERVE RETIRED	TOTAL RETIRED
PHYSIOLOGY	ARMY	103	2	105
	NAVY	19	0	19
	USAF	190	0	190
	TOTAL	312	2	314
DIET THERAPY	ARMY	462	95	557
	NAVY	0	0	0
	USAF	245	5	250
	TOTAL	707	100	807
BIOMED. EQUIP. REPAIR & MAINT	ARMY	348	8	356
	NAVY	99	1	100
	USAF	253	1	254
	TOTAL	700	10	710
OTHER BIOMED & ALLIED HEALTH	ARMY	0	0	0
	NAVY	11	0	11
	USAF	0	0	0
	TOTAL	11	0	11

Prepared by: Washington Headquarters Services
Directorate for Information
Operations and Reports

**FORMAT 53: RETIRED ENLISTED HEALTH CARE PERSONNEL BY PRIMARY SPECIALTY
FISCAL YEAR 1987**

MEDICAL SPECIALTY	SERVICE	ACTIVE DUTY RETIRED	RESERVE RETIRED	TOTAL RETIRED
MEDICAL ADMIN. & LOGISTICS	ARMY	1291	128	1419
	NAVY	0	0	0
	USAF	1697	126	1823
	TOTAL	2988	254	3242

Prepared by: Washington Headquarters Services
Directorate for Information
Operations and Reports

**FORMAT 53: RETIRED ENLISTED HEALTH CARE PERSONNEL BY PRIMARY SPECIALTY
FISCAL YEAR 1987**

MEDICAL SPECIALTY	SERVICE	ACTIVE DUTY RETIRED	RESERVE RETIRED	TOTAL RETIRED
TOTAL MEDICAL ENLISTED	ARMY	14549	1234	15783
	NAVY	3668	334	4002
	USAF	7567	393	7960
	TOTAL	25784	1961	23743
DENTAL CARE, GENERAL	ARMY	629	31	660
	NAVY	378	25	403
	USAF	765	8	773
	TOTAL	1772	64	1836
DENTAL LABORATORY	ARMY	301	4	305
	NAVY	131	3	134
	USAF	309	0	309
	TOTAL	741	7	748

Prepared by: Washington Headquarters Services
Directorate for Information
Operations and Reports

**FORMAT 53: RETIRED ENLISTED HEALTH CARE PERSONNEL BY PRIMARY SPECIALTY
FISCAL YEAR 1987**

MEDICAL SPECIALTY	SERVICE	ACTIVE DUTY RETIRED	RESERVE RETIRED	TOTAL RETIRED
TOTAL DENTAL ENLISTED	ARMY	930	35	965
	NAVY	509	28	537
	USAF	1074	8	1082
	TOTAL	2513	71	2584
TOTAL ENLISTED PERSONNEL	ARMY	15479	1269	16748
	NAVY	4177	362	4539
	USAF	8641	401	9042
	TOTAL	28297	2032	30329

Prepared by: Washington Headquarters Services
Directorate for Information
Operations and Reports

GLOSSARY

Administrative and Management Position - Physicians or dentists whose primary responsibilities are the administration or management of health care operations. Examples include commanders, deputy commanders, facility directors, HQ staff officers, major command surgeons, and corps surgeons.

AFHPSP - Armed Forces Health Professions Scholarship Program.

ANG - Air National Guard.

Applicants - Total number of applicants by specialty or corps; includes inter- and intra-Service transfers and recalls.

ARNG - Army National Guard.

Budget Authorization - The sum of "programmed manning" plus the "individuals account." Programmed manning consists of spaces in the programmed manpower structure officially authorized to be filled. The term "programmed manning" is synonymous with: Force Structure Allowance (Army), Distributable Billets (Navy), and Force Structure Authorizations (USAF). "Individuals account" includes transients, trainees, patients, prisoners, holdees, and students; personnel not filling programmed manpower structure spaces but required to maintain the programmed structure at 100 percent of programmed manning.

Corps - A grouping of health professionals.

Direct Accession - A member of the medical services who enters the Uniformed Services without prior commitment or obligation; a volunteer. Also includes inter- and intra-Service transfers and recalls.

Discipline - Identifies a specific health professional; for example, physician, dentist, optometrist, veterinarian.

Duty End Strength and Duty Specialty - The number of personnel actually assigned as of the last day of the reporting period, stratified by the specialty in which they are assigned regardless of their primary specialty, education, qualifications, or other criteria. For example, a Family Practitioner

utilized as a Flight Surgeon would be counted for duty end strength or duty specialty as a Flight Surgeon.

End Strength - The number of personnel actually assigned as of the last day of the reporting period.

FMG - Foreign Medical Graduate. NOTE: Graduates from medical schools in Canada and Puerto Rico are considered American medical graduates and therefore are not FMGs.

FTE - Full-time-equivalent. Total number of hours of work performed by all part-time employees, divided by the number of hours (2087) available in the work year.

Gains - The number of personnel entering a specified discipline during a reporting period; includes all accessions as well as inter- and intra-Service transfers.

GDE - Graduate Dental Education.

GDE-1 - Dentists in their first year of Graduate Medical Education immediately following completion of dental school.

GME - Graduate Medical Education.

GME-1 - Physicians in their first year of Graduate Medical Education. Includes both categorical and transitional or flexible internships.

Goal - The number of direct accessions/AFHPSP selectees the Military Service intends to enter active duty/the Reserve component (as appropriate to the particular format).

IMA - Individual Mobilization Augmentee.

ING - Inactive National Guard.

IRR - Individual Ready Reserve.

Length of Training - The normal length of training program, including GME-1.

Local/Foreign Nationals - Civilians who are citizens of a foreign nation, employed in the Military Health Services System located outside of CONUS.

Losses - Personnel released/retired from a specified discipline during a given reporting period; includes inter- and intra-Service transfers.

Maximum Program Size - The maximum number of training positions authorized in a specific training program in a given year (i.e., GME authorizations).

Minimum Program Size - The minimum aggregate number of training positions necessary for a specific training program to maintain accreditation.

Non-Administrative and Non-Patient Care Positions - Physicians or dentists whose primary duties are not in patient care nor in administration/management. Examples include professional military education, faculty, research and development, consultants assigned to HQ staffs, project managers, review boards, etc. Specifically excluded are physicians assigned to patient care facilities in the specialties of pathology, preventive medicine, occupational medicine, radiology, and nuclear medicine.

Number Declined - Civilian applicants who, following selection, chose not to accept a tendered appointment.

Number Entered Active/Reserve Duty - Those selectees who actually were appointed and entered the active component, a Reserve component, or a training program. Also includes inter- and intra-Service transfers and recalls.

Nurse Practitioner - A registered nurse who is prepared through a formal organized education program to determine, start, or alter the regimen of medical treatment provided to a patient, either on a routine or occasional basis, in the specialties of obstetrics/gynecology, pediatrics, primary care, and family practice.

Other GME - Physicians in their second year and beyond of graduate medical education; includes fellowships.

Other Nurses - Includes all nurses in the Nurse Corps not otherwise specified by category in a particular format.

Primary Specialty - The specialty for which an individual is principally educated/technically qualified, irrespective of the duty specialty to which he or she is assigned.

Recalls - Reserve component members who voluntarily request to enter active duty.

REFRAD - Relief From Active Duty.

ROTC - Reserve Officers' Training Corps.

Selectees - Accepted applicants who have been tendered appointments; also, inter- and intra-Service transfers and recalls.

Service Deferred GME - An AFHPSP graduate whose service obligation has been deferred pending completion of a Graduate Medical Education Program in the civilian sector. This GME is NOT Military Service-sponsored.

Service Sponsored GME/GDE - A physician or dentist on active duty who is attending a GME or GDE program in either a military or civilian medical treatment facility/institution.

Service Requirement - The total number of health personnel required at peak wartime demand, in accordance with the Department guidance scenario and not budget-constrained. The total requirement is divided between the active component, Reserve components, and civilian manpower to fulfill wartime missions as follows:

(1) Active Component - That portion of the total Service Requirement allocated to the active component based upon the number of personnel needed in peacetime to meet wartime requirements before the Reserve forces could become available. Additional manpower, which can be clearly shown to ensure the most cost-effective provision of health service to beneficiaries, may be allocated from Reserve component requirements. Report combined wartime and cost-effective requirements where appropriate; also report in parenthesis the cost-effective portion included next to each entry where it exists.

(2) Reserve Components - That portion of the total Service Requirement allocated to the Reserve components. It represents the number of personnel needed in the Reserve component which, when combined with active component and civilian manpower requirements, will satisfy total Service Requirements. These requirements may be satisfied by a combination of personnel in unit programs, IMAs, (RR/ING, Standby, and retiree categories).

(3) Civilian Manpower - That portion of the total Service Requirement performed by the civilian workforce. This represents current civilian positions that provide direct medical support to components and other positions that could be filled by civilians in wartime.

Source - The procurement program from which an individual comes into the medical services.

Training - Reflects those personnel in an education status to achieve specialty qualification.

USAFR - United States Air Force Reserve.

USAR - United States Army Reserve.

USNR - United States Naval Reserve.

USUHS - Uniformed Services University of the Health Sciences.

** Submit the completed formats and any question or comments to:

Office of the Assistant Secretary of Defense
(Health Affairs)
The Pentagon, Room 3E346
Washington, D.C. 20301-1155