

MICROCOPY RESOLUTION TEST CHART
1000

AD-A191 505

12

AD-A191 505


L02

Department of Defense

SELECTED MEDICAL CARE STATISTICS

Quarter Ending December 31, 1987

DTIC
ELECTE
APR 18 1988
S D



Approved for Release to the
Distribution Unlimited

AD-A191 505

Department of Defense Selected Medical Care Statistics

Quarter Ending December 31, 1987

*Washington Headquarters Services
Directorate for Information
Operations and Reports*

APPROVED FOR	
DATE	
BY	
OFFICE	
REMARKS	

A-1

~~FOR SALE BY THE SUPERINTENDENT OF DOCUMENTS
U.S. GOVERNMENT PRINTING OFFICE
WASHINGTON, D.C. 20402~~

DTIC and NTIS identification number for this publication is DIOR/LO2-88/01.

FOREWORD

Selected Medical Care Statistics (SMCS) is a quarterly publication prepared by the Washington Headquarters Services, Directorate for Information Operations and Reports (WHS/DIOR) of the Office of the Secretary of Defense.

SMCS presents quarterly summary data concerning medical care provided at fixed military medical facilities located in (1) the United States and (2) outside the United States, in territories, possessions and foreign countries. This publication contains pie charts which are based on the percent of the worldwide DoD total for each of the categories. Admissions and beds occupied by dependents of other uniformed personnel (PHS, CG, NOAA) are less than one percent and are included in the other category.

This publication is generated from a computerized data base developed and maintained in consonance with Department of Defense Instruction (DoDI) 6015.14, November 14, 1977, under Reports Control Symbol HA(Q)1474 by the Manpower Management Information Division of WHS/DIOR.

TABLE OF CONTENTS

TABLE NUMBER		PAGE
Table 1.1	Operating Beds/Operating Bassinets/Beds Occupied - Worldwide.....	1
Figure 1.1	Beds Occupied - Percent of DoD Total Worldwide.....	3
Table 1.2	Operating Beds/Operating Bassinets/Beds Occupied - United States.....	4
Table 1.3	Operating Beds/Operating Bassinets/Beds Occupied - Outside United States.....	6
Table 2.1	Admissions - Worldwide.....	8
Figure 2.1	Admissions - Percent of DoD Total Worldwide.....	10
Table 2.2	Admissions - United States.....	11
Table 2.3	Admissions - Outside United States.....	13
Table 3.1	Outpatient Visits and Live Births - Worldwide.....	15
Figure 3.1	Outpatient Visits - Percent of Worldwide Total.....	17
Table 3.2	Outpatient Visits and Live Births - United States.....	18
Table 3.3	Outpatient Visits and Live Births - Outside United States.....	20
	GLOSSARY.....	23

TABLE 1.1
DEPARTMENT OF DEFENSE
SELECTED DATA CONCERNING MEDICAL CARE
PROVIDED AT FIXED MILITARY FACILITIES
FOR QUARTER ENDING DECEMBER 31, 1987

	OPERATING BEDS - WORLDWIDE	DOD TOTAL	ARMY FACILITIES	NAVY FACILITIES	AIR FORCE FACILITIES
1	NUMBER OF OPERATING BEDS - TOTAL	16,576	7,098	4,156	5,322
2	NUMBER OF OPERATING BASSINETS - TOTAL	1,871	581	232	1,058
3	NUMBER OF BEDS OCCUPIED (DAILY AVERAGE) - TOTAL	12,503	6,090	2,663	3,750
4	BEDS OCCUPIED BY US ACTIVE DUTY UNIFORMED PERSONNEL - TOTAL	4,960	2,363	1,415	1,182
	A MILITARY - TOTAL	4,919	2,355	1,392	1,172
	(1) ARMY	2,229	2,026	49	154
	(2) NAVY-MARINE CORPS	1,581	164	1,304	113
	(3) AIR FORCE	1,109	165	39	905
	B OTHER UNIFORMED PERSONNEL (PHS, CG, NOAA) - TOTAL	41	8	23	10
5	BEDS OCCUPIED BY RETIRED US UNIFORMED PERSONNEL - TOTAL	1,968	1,004	288	676
	A RETIRED MILITARY - TOTAL	1,951	998	283	670
	(1) ARMY	834	657	45	132
	(2) NAVY-MARINE CORPS	429	123	202	104
	(3) AIR FORCE	688	218	36	434
	B OTHER RETIRED UNIFORMED PERSONNEL (PHS, CG, NOAA) - TOTAL	17	6	5	6

**TABLE 1.1
DEPARTMENT OF DEFENSE
SELECTED DATA CONCERNING MEDICAL CARE
PROVIDED AT FIXED MILITARY FACILITIES
FOR QUARTER ENDING DECEMBER 31, 1987**

OPERATING BEDS - WORLDWIDE	DOD TOTAL	ARMY FACILITIES	NAVY FACILITIES	AIR FORCE FACILITIES
6 BEDS OCCUPIED BY DEPENDENTS OF US ACTIVE DUTY MILITARY PERSONNEL - TOTAL	3,445	1,617	639	1,189
(1) ARMY	1,459	1,288	35	136
(2) NAVY-MARINE CORPS	795	137	550	108
(3) AIR FORCE	1,191	192	54	945
7 BEDS OCCUPIED BY DEPENDENTS OF RETIRED AND DECEASED US MILITARY PERSONNEL - TOTAL	1,593	747	243	603
(1) ARMY	656	491	36	129
(2) NAVY-MARINE CORPS	351	94	170	87
(3) AIR FORCE	586	162	37	387
8 BEDS OCCUPIED BY DEPENDENTS OF OTHER UNIFORMED PERSONNEL (PHS CG NOAA) - TOTAL	46	15	16	15
9 BEDS OCCUPIED BY ALL OTHER BENEFICIARIES - TOTAL	491	344	62	85

**OPERATING BEDS - PERCENT OF DOD TOTAL WORLDWIDE
QUARTER ENDING DECEMBER 31, 1987**

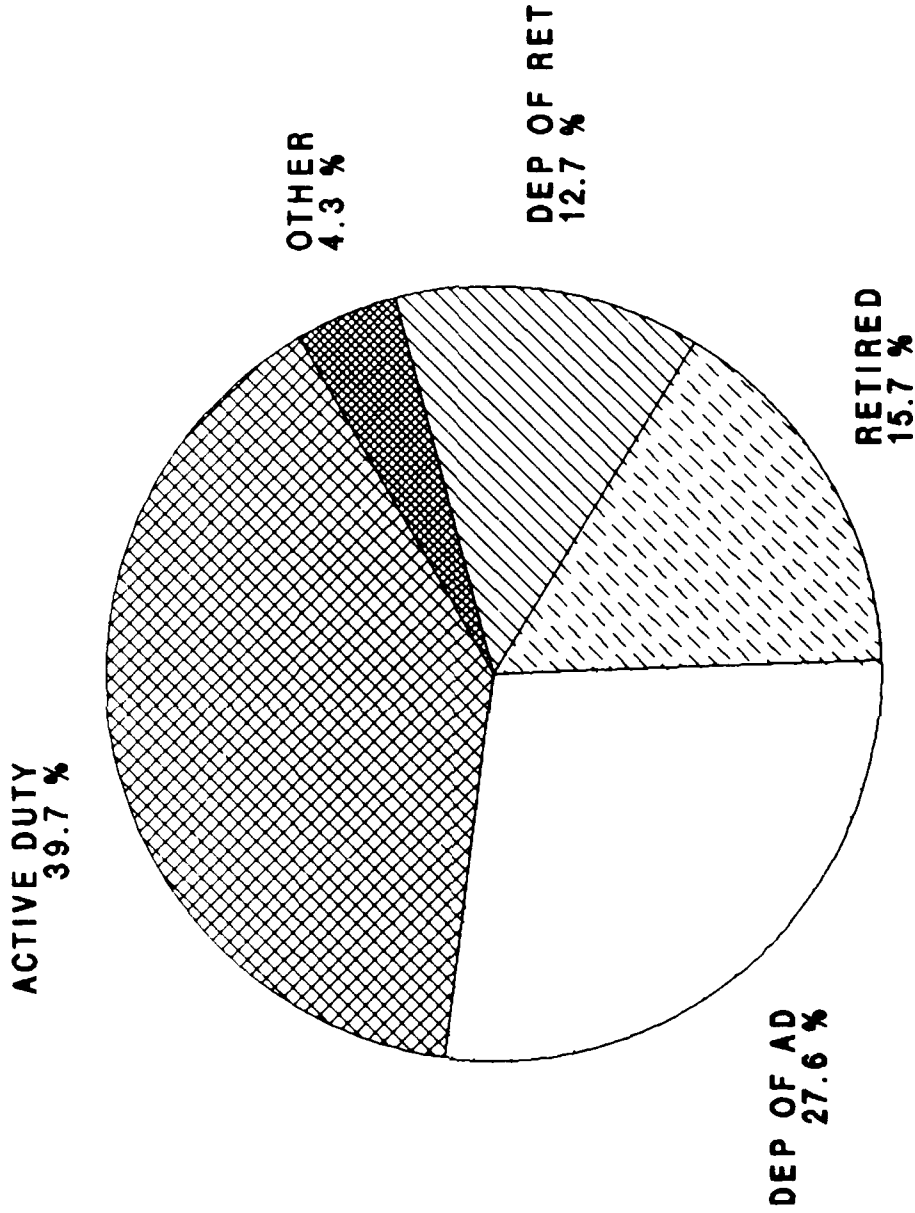


FIGURE 1.1

TABLE 1.2
DEPARTMENT OF DEFENSE
SELECTED DATA CONCERNING MEDICAL CARE
PROVIDED AT FIXED MILITARY FACILITIES
FOR QUARTER ENDING DECEMBER 31, 1987

OPERATING BEDS - UNITED STATES		DOD TOTAL	ARMY FACILITIES	NAVY FACILITIES	AIR FORCE FACILITIES
1	NUMBER OF OPERATING BEDS - TOTAL	14,087	5,714	3,717	4,656
2	NUMBER OF OPERATING BASSINETS - TOTAL	1,526	432	190	904
3	NUMBER OF BEDS OCCUPIED (DAILY AVERAGE) - TOTAL	10,619	5,014	2,344	3,261
4	BEDS OCCUPIED BY US ACTIVE DUTY UNIFORMED PERSONNEL - TOTAL	4,006	1,794	1,240	972
A	MILITARY - TOTAL	3,966	1,786	1,218	962
	(1) ARMY	1,683	1,514	44	125
	(2) NAVY-MARINE CORPS	1,383	145	1,146	92
	(3) AIR FORCE	900	127	28	745
B	OTHER UNIFORMED PERSONNEL (PHS, CG, NOAA) - TOTAL	40	8	22	10
5	BEDS OCCUPIED BY RETIRED US UNIFORMED PERSONNEL - TOTAL	1,902	972	277	653
A	RETIRED MILITARY - TOTAL	1,885	966	272	647
	(1) ARMY	802	633	42	127
	(2) NAVY-MARINE CORPS	416	122	195	99
	(3) AIR FORCE	667	211	35	421
B	OTHER RETIRED UNIFORMED PERSONNEL (PHS, CG, NOAA) - TOTAL	17	6	5	6

TABLE 1.2
DEPARTMENT OF DEFENSE
SELECTED DATA CONCERNING MEDICAL CARE
PROVIDED AT FIXED MILITARY FACILITIES
FOR QUARTER ENDING DECEMBER 31, 1987

OPERATING BEDS - UNITED STATES	DOD TOTAL	ARMY FACILITIES	NAVY FACILITIES	AIR FORCE FACILITIES
6 BEDS OCCUPIED BY DEPENDENTS OF US ACTIVE DUTY MILITARY PERSONNEL	- TOTAL 2,709	1,215	529	965
(1) ARMY	1,083	952	29	102
(2) NAVY-MARINE CORPS	689	130	472	87
(3) AIR FORCE	937	133	28	776
7 BEDS OCCUPIED BY DEPENDENTS OF RETIRED AND DECEASED US MILITARY PERSONNEL	- TOTAL 1,550	730	233	587
(1) ARMY	638	480	32	126
(2) NAVY-MARINE CORPS	338	92	165	81
(3) AIR FORCE	574	158	36	380
8 BEDS OCCUPIED BY DEPENDENTS OF OTHER UNIFORMED PERSONNEL (PHS, CG, NOAA)	- TOTAL 45	15	15	15
9 BEDS OCCUPIED BY ALL OTHER BENEFICIARIES	- TOTAL 407	288	50	69

**TABLE 1.3
DEPARTMENT OF DEFENSE
SELECTED DATA CONCERNING MEDICAL CARE
PROVIDED AT FIXED MILITARY FACILITIES
FOR QUARTER ENDING DECEMBER 31, 1987**

OPERATING BEDS - OUTSIDE UNITED STATES	DOD TOTAL	ARMY FACILITIES	NAVY FACILITIES	AIR FORCE FACILITIES
1. NUMBER OF OPERATING BEDS - TOTAL	2,489	1,384	439	666
2. NUMBER OF OPERATING BASSINETS - TOTAL	345	149	42	154
3. NUMBER OF BEDS OCCUPIED (DAILY AVERAGE) - TOTAL	1,884	1,076	319	489
4. BEDS OCCUPIED BY US ACTIVE DUTY UNIFORMED PERSONNEL - TOTAL	954	569	175	210
A. MILITARY - TOTAL	953	569	174	210
(1) ARMY	546	512	5	29
(2) NAVY-MARINE CORPS	198	19	158	21
(3) AIR FORCE	209	38	11	160
B. OTHER UNIFORMED PERSONNEL (PHS, CG, NOAA) - TOTAL	1	0	1	0
5. BEDS OCCUPIED BY RETIRED US UNIFORMED PERSONNEL - TOTAL	66	32	11	23
A. RETIRED MILITARY - TOTAL	66	32	11	23
(1) ARMY	32	24	3	5
(2) NAVY-MARINE CORPS	13	1	7	5
(3) AIR FORCE	21	7	1	13
B. OTHER RETIRED UNIFORMED PERSONNEL (PHS, CG, NOAA) - TOTAL	0	0	0	0

**TABLE 1.3
DEPARTMENT OF DEFENSE
SELECTED DATA CONCERNING MEDICAL CARE
PROVIDED AT FIXED MILITARY FACILITIES
FOR QUARTER ENDING DECEMBER 31, 1987**

OPERATING BEDS - OUTSIDE UNITED STATES	DOD TOTAL	ARMY FACILITIES	NAVY FACILITIES	AIR FORCE FACILITIES
6 BEDS OCCUPIED BY DEPENDENTS OF US ACTIVE DUTY MILITARY PERSONNEL - TOTAL	736	402	110	224
(1) ARMY	376	336	6	34
(2) NAVY-MARINE CORPS	106	7	78	21
(3) AIR FORCE	254	59	26	169
7 BEDS OCCUPIED BY DEPENDENTS OF RETIRED AND DECEASED US MILITARY PERSONNEL - TOTAL	43	17	10	16
(1) ARMY	18	11	4	3
(2) NAVY-MARINE CORPS	13	2	5	6
(3) AIR FORCE	12	4	1	7
8 BEDS OCCUPIED BY DEPENDENTS OF OTHER UNIFORMED PERSONNEL (PHS.CG.NOAA) - TOTAL	1	0	1	0
9 BEDS OCCUPIED BY ALL OTHER BENEFICIARIES - TOTAL	84	56	12	16

**TABLE 2.1
DEPARTMENT OF DEFENSE
SELECTED DATA CONCERNING MEDICAL CARE
PROVIDED AT FIXED MILITARY FACILITIES
FOR QUARTER ENDING DECEMBER 31, 1987**

ADMISSIONS - WORLDWIDE	DOD TOTAL	ARMY FACILITIES	NAVY FACILITIES	AIR FORCE FACILITIES
01 NUMBER OF ADMISSIONS - TOTAL	218,325	102,831	47,190	68,304
02 ADMISSIONS OF US ACTIVE DUTY UNIFORMED PERSONNEL - TOTAL	70,356	31,962	19,992	18,402
A MILITARY	69,818	31,847	19,725	19,246
(1) ARMY	30,227	28,032	557	1,638
(2) NAVY-MARINE CORPS	21,354	1,792	18,468	1,094
(3) AIR FORCE	18,237	2,023	700	15,514
B OTHER UNIFORMED PERSONNEL (PHS CG NOAA) - TOTAL	538	115	267	156
03 ADMISSIONS OF RETIRED US UNIFORMED PERSONNEL - TOTAL	24,923	12,350	4,253	8,320
A ADMISSIONS OF RETIRED MILITARY	24,712	12,269	4,172	8,271
(1) ARMY	10,440	8,208	673	1,559
(2) NAVY-MARINE CORPS	5,579	1,411	2,939	1,229
(3) AIR FORCE	8,693	2,650	560	5,483
B ADMISSIONS OF OTHER RETIRED UNIFORMED PERSONNEL (PHS CG NOAA) - TOTAL	211	81	81	49
04 ADMISSIONS OF DEPENDENTS OF US ACTIVE DUTY PERSONNEL (PHS CG NOAA) - TOTAL	89,985	41,520	17,909	30,556
A ARMY	37,909	34,157	846	2,906
B NAVY-MARINE CORPS	21,490	3,299	15,668	2,523
C AIR FORCE	30,586	4,064	1,395	25,127

**TABLE 2.1
DEPARTMENT OF DEFENSE
SELECTED DATA CONCERNING MEDICAL CARE
PROVIDED AT FIXED MILITARY FACILITIES
FOR QUARTER ENDING DECEMBER 31, 1987**

ADMISSIONS - WORLDWIDE		DOD TOTAL	ARMY FACILITIES	NAVY FACILITIES	AIR FORCE FACILITIES
14	ADMISSIONS OF DEPENDENTS OF RETIRED AND DECEASED US MILITARY PERSONNEL	- TOTAL 24,020	11,168	3,854	8,998
	A ARMY	9,888	7,554	583	1,751
	B NAVY-MARINE CORPS	5,317	1,333	2,729	1,255
	C AIR FORCE	8,815	2,281	542	5,992
15	ADMISSIONS OF DEPENDENTS OF OTHER UNIFORMED PERSONNEL (PHS, CG, NDAA)	- TOTAL 962	323	320	319
16	ADMISSIONS OF ALL OTHER BENEFICIARIES	- TOTAL 8,079	5,508	862	1,709

**ADMISSIONS-PERCENT OF DOD TOTAL WORLDWIDE
QUARTER ENDING DECEMBER 31, 1987**

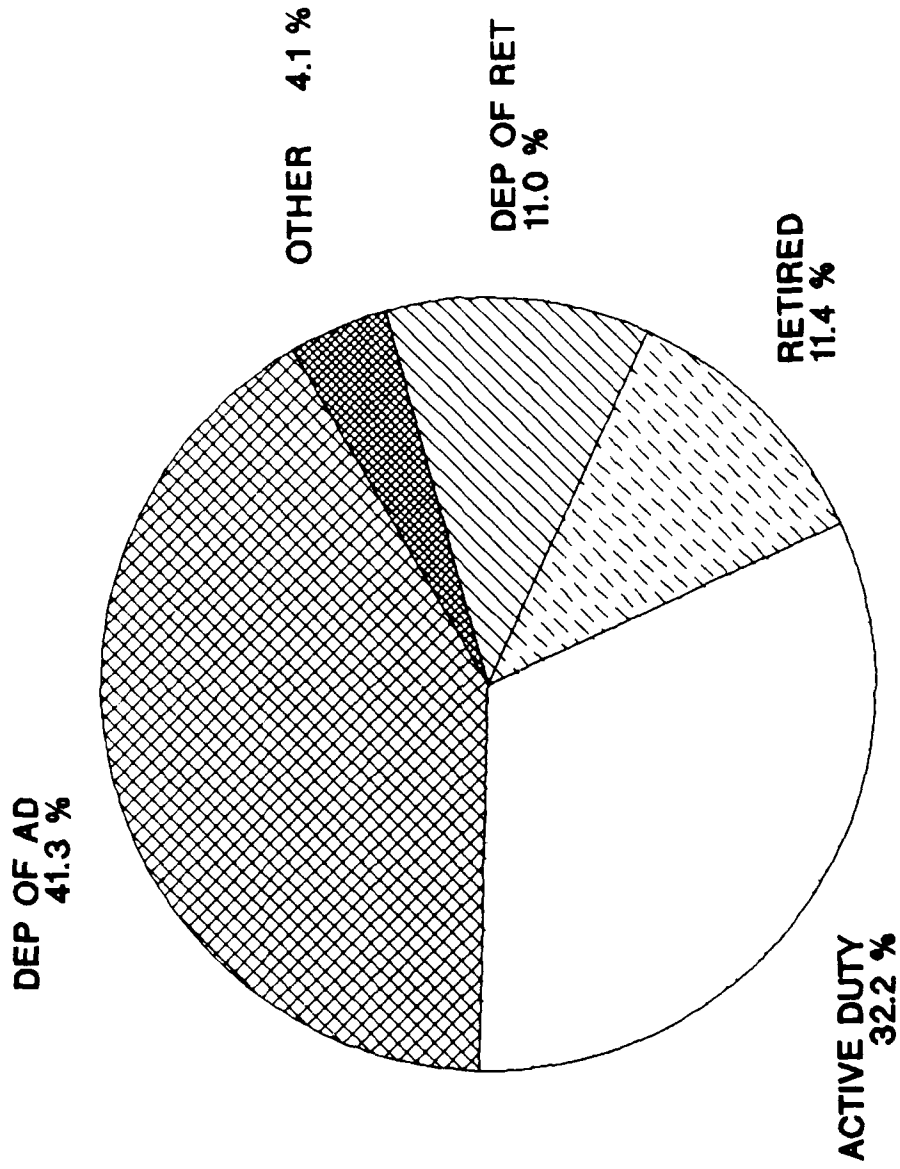


FIGURE 2.1

TABLE 2.2
DEPARTMENT OF DEFENSE
SELECTED DATA CONCERNING MEDICAL CARE
PROVIDED AT FIXED MILITARY FACILITIES
FOR QUARTER ENDING DECEMBER 31, 1987

ADMISSIONS - UNITED STATES		DOD TOTAL	ARMY FACILITIES	NAVY FACILITIES	AIR FORCE FACILITIES
10	NUMBER OF ADMISSIONS - TOTAL	182,076	83,759	40,067	58,250
11	ADMISSIONS OF US ACTIVE DUTY UNIFORMED PERSONNEL - TOTAL	55,983	24,368	17,010	14,605
	A. MILITARY - TOTAL	55,466	24,254	16,759	14,453
	(1) ARMY	22,896	21,274	455	1,167
	(2) NAVY-MARINE CORPS	18,313	1,584	15,902	827
	(3) AIR FORCE	14,257	1,396	402	12,459
	B. OTHER UNIFORMED PERSONNEL (PHS,CG,NOAA) - TOTAL	517	114	251	152
12	ADMISSIONS OF RETIRED US UNIFORMED PERSONNEL - TOTAL	24,041	11,937	4,037	8,067
	A. ADMISSIONS OF RETIRED MILITARY	23,832	11,856	3,958	8,018
	(1) ARMY	9,992	7,894	599	1,499
	(2) NAVY-MARINE CORPS	5,392	1,395	2,827	1,170
	(3) AIR FORCE	8,448	2,567	532	5,349
	B. ADMISSIONS OF OTHER RETIRED UNIFORMED PERSONNEL (PHS,CG,NOAA) - TOTAL	209	81	79	49
13	ADMISSIONS OF DEPENDENTS OF US ACTIVE DUTY PERSONNEL (PHS,CG,NOAA) - TOTAL	71,239	31,571	14,476	25,192
	A. ARMY	28,495	25,635	652	2,208
	B. NAVY-MARINE CORPS	18,682	3,179	13,259	2,244
	C. AIR FORCE	24,062	2,757	565	20,740

**TABLE 2.2
DEPARTMENT OF DEFENSE
SELECTED DATA CONCERNING MEDICAL CARE
PROVIDED AT FIXED MILITARY FACILITIES
FOR QUARTER ENDING DECEMBER 31, 1987**

	ADMISSIONS - UNITED STATES	DOD TOTAL	ARMY FACILITIES	NAVY FACILITIES	AIR FORCE FACILITIES
14	ADMISSIONS OF DEPENDENTS OF RETIRED AND DECEASED US MILITARY PERSONNEL	- TOTAL	10,940	3,657	8,811
	A ARMY	9,622	7,397	513	1,712
	B NAVY-MARINE CORPS	5,133	1,317	2,618	1,198
	C AIR FORCE	8,653	2,226	526	5,901
15	ADMISSIONS OF DEPENDENTS OF OTHER UNIFORMED PERSONNEL (PHS, CG, NOAA)	- TOTAL	322	300	315
16	ADMISSIONS OF ALL OTHER BENEFICIARIES	- TOTAL	4,621	587	1,260

**TABLE 2.3
DEPARTMENT OF DEFENSE
SELECTED DATA CONCERNING MEDICAL CARE
PROVIDED AT FIXED MILITARY FACILITIES
FOR QUARTER ENDING DECEMBER 31, 1987**

	ADMISSIONS - OUTSIDE UNITED STATES	DOD TOTAL	ARMY FACILITIES	NAVY FACILITIES	AIR FORCE FACILITIES
10	NUMBER OF ADMISSIONS - TOTAL	36,249	19,072	7,123	10,054
11	ADMISSIONS OF US ACTIVE DUTY UNIFORMED PERSONNEL - TOTAL	14,373	7,594	2,982	3,797
	A MILITARY - TOTAL	14,352	7,593	2,966	3,793
	(1) ARMY	7,331	6,758	102	471
	(2) NAVY-MARINE CORPS	3,041	208	2,566	267
	(3) AIR FORCE	3,980	627	298	3,055
	B OTHER UNIFORMED PERSONNEL (PHS.CG.NOAA) - TOTAL	21	1	16	4
12	ADMISSIONS OF RETIRED US UNIFORMED PERSONNEL - TOTAL	882	413	216	253
	A ADMISSIONS OF RETIRED MILITARY	880	413	214	253
	(1) ARMY	448	314	74	60
	(2) NAVY-MARINE CORPS	187	16	112	59
	(3) AIR FORCE	245	83	28	134
	B ADMISSIONS OF OTHER RETIRED UNIFORMED PERSONNEL (PHS.CG.NOAA) - TOTAL	2	0	2	0
13	ADMISSIONS OF DEPENDENTS OF US ACTIVE DUTY PERSONNEL (PHS.CG.NOAA) - TOTAL	18,746	9,949	3,433	5,364
	A ARMY	9,414	8,522	194	698
	B NAVY-MARINE CORPS	2,808	120	2,409	279
	C AIR FORCE	6,524	1,307	830	4,387

**TABLE 2.3
DEPARTMENT OF DEFENSE
SELECTED DATA CONCERNING MEDICAL CARE
PROVIDED AT FIXED MILITARY FACILITIES
FOR QUARTER ENDING DECEMBER 31, 1987**

ADMISSIONS - OUTSIDE UNITED STATES	DOD TOTAL	ARMY FACILITIES	NAVY FACILITIES	AIR FORCE FACILITIES
14. ADMISSIONS OF DEPENDENTS OF RETIRED AND DECEASED US MILITARY PERSONNEL - TOTAL	612	228	197	187
A. ARMY	266	157	70	39
B. NAVY-MARINE CORPS	184	16	111	57
C. AIR FORCE	162	55	16	91
15. ADMISSIONS OF DEPENDENTS OF OTHER UNIFORMED PERSONNEL (PHS, CG, NOAA) - TOTAL	25	1	20	4
16. ADMISSIONS OF ALL OTHER BENEFICIARIES - TOTAL	1,611	887	275	449

**TABLE 3.1
DEPARTMENT OF DEFENSE
SELECTED DATA CONCERNING MEDICAL CARE
PROVIDED AT FIXED MILITARY FACILITIES
FOR QUARTER ENDING DECEMBER 31, 1987**

	OUTPATIENT VISITS - WORLDWIDE	DOD TOTAL	ARMY FACILITIES	NAVY FACILITIES	AIR FORCE FACILITIES
17	NUMBER OF OUTPATIENT VISITS - TOTAL	11,249,035	4,903,177	2,456,552	3,889,306
18	OUTPATIENT VISITS BY US ACTIVE DUTY UNIFORMED PERSONNEL	4,523,666	1,940,606	1,280,221	1,302,839
	A MILITARY	4,503,669	1,935,560	1,269,352	1,298,757
	(1) ARMY	1,907,296	1,834,042	19,671	53,583
	(2) NAVY-MARINE CORPS	1,314,120	46,976	1,234,357	32,787
	(3) AIR FORCE	1,282,253	54,542	15,324	1,212,387
	B OTHER UNIFORMED PERSONNEL (PHS, CG, NOAA)	19,997	5,046	10,869	4,082
19	OUTPATIENT VISITS BY RETIRED US UNIFORMED PERSONNEL - TOTAL	1,013,952	460,198	151,676	402,078
20	OUTPATIENT VISITS BY DEPENDENTS OF US ACTIVE DUTY UNIFORMED PERSONNEL	3,816,998	1,659,711	654,944	1,502,343
	A DEPENDENTS OF MILITARY PERSONNEL	3,790,625	1,651,749	646,827	1,492,049
	(1) ARMY	1,554,462	1,438,175	24,979	91,308
	(2) NAVY-MARINE CORPS	761,137	96,354	597,540	67,243
	(3) AIR FORCE	1,475,026	117,220	24,308	1,333,498
	B DEPENDENTS OF OTHER UNIFORMED PERSONNEL (PHS, CG, NOAA)	26,373	7,962	8,117	10,294

TABLE 3.1
DEPARTMENT OF DEFENSE
SELECTED DATA CONCERNING MEDICAL CARE
PROVIDED AT FIXED MILITARY FACILITIES
FOR QUARTER ENDING DECEMBER 31, 1987

OUTPATIENT VISITS - WORLDWIDE	DOD TOTAL	ARMY FACILITIES	NAVY FACILITIES	AIR FORCE FACILITIES
01 OUTPATIENT VISITS BY DEPENDENTS OF RETIRED AND DECEASED US UNIFORMED PERSONNEL - TOTAL	1 250 705	524 511	153 116	566 937
02 OUTPATIENT VISITS BY ALL OTHER BENEFICIARIES - TOTAL	643 714	318 140	210 515	115 059
03 NUMBER OF LIVE BIRTHS - TOTAL	24 649	10 626	8 477	5 546

**OUTPATIENT VISITS-PERCENT OF WORLDWIDE TOTAL
QUARTER ENDING DECEMBER 31, 1987**

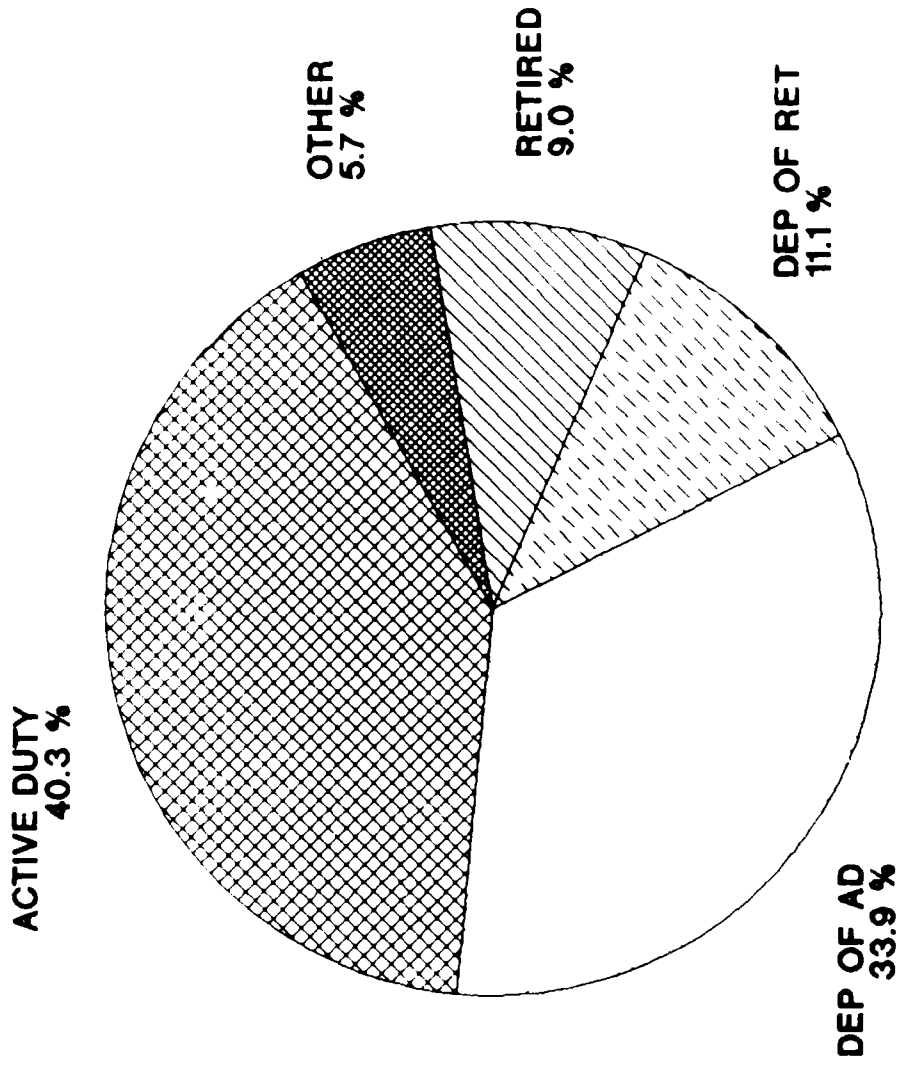


FIGURE 3.1

TABLE 3.2
DEPARTMENT OF DEFENSE
SELECTED DATA CONCERNING MEDICAL CARE
PROVIDED AT FIXED MILITARY FACILITIES
FOR QUARTER ENDING DECEMBER 31, 1987

	OUTPATIENT VISITS - UNITED STATES	DOD TOTAL	ARMY FACILITIES	NAVY FACILITIES	AIR FORCE FACILITIES
17	NUMBER OF OUTPATIENT VISITS - TOTAL	9,243,534	3,880,602	2,085,730	3,277,202
18	OUTPATIENT VISITS BY US ACTIVE DUTY UNIFORMED PERSONNEL	3,546,709	1,420,943	1,101,637	1,024,129
	A MILITARY	3,527,771	1,415,917	1,091,692	1,020,162
	(1) ARMY	1,382,063	1,331,517	16,276	34,270
	(2) NAVY-MARINE CORPS	1,134,477	43,137	1,066,539	24,801
	(3) AIR FORCE	1,011,231	41,263	8,877	961,091
	B OTHER UNIFORMED PERSONNEL (PHS,CG,NOAA) - TOTAL	18,938	5,026	9,945	3,967
19	OUTPATIENT VISITS BY RETIRED US UNIFORMED PERSONNEL - TOTAL	983,076	447,425	142,599	393,052
20	OUTPATIENT VISITS BY DEPENDENTS OF US ACTIVE DUTY UNIFORMED PERSONNEL	2,964,737	1,231,224	527,923	1,205,590
	A DEPENDENTS OF MILITARY PERSONNEL	2,939,805	1,223,295	520,678	1,195,832
	(1) ARMY	1,125,647	1,039,048	19,887	66,712
	(2) NAVY-MARINE CORPS	641,683	92,426	488,622	60,635
	(3) AIR FORCE	1,172,475	91,821	12,169	1,068,485
	B DEPENDENTS OF OTHER UNIFORMED PERSONNEL (PHS,CG,NOAA) - TOTAL	24,932	7,929	7,245	9,758

**TABLE 3.2
DEPARTMENT OF DEFENSE
SELECTED DATA CONCERNING MEDICAL CARE
PROVIDED AT FIXED MILITARY FACILITIES
FOR QUARTER ENDING DECEMBER 31, 1987**

	OUTPATIENT VISITS - UNITED STATES	DOD TOTAL	ARMY FACILITIES	NAVY FACILITIES	AIR FORCE FACILITIES
21	OUTPATIENT VISITS BY DEPENDENTS OF RETIRED AND DECEASED US UNIFORMED PERSONNEL - TOTAL	1,222,415	514,893	149,376	558,146
22	OUTPATIENT VISITS BY ALL OTHER BENEFICIARIES - TOTAL	526,597	266,117	164,195	96,285
23	NUMBER OF LIVE BIRTHS - TOTAL	19,256	7,818	4,219	7,219

TABLE 3.3
DEPARTMENT OF DEFENSE
SELECTED DATA CONCERNING MEDICAL CARE
PROVIDED AT FIXED MILITARY FACILITIES
FOR QUARTER ENDING DECEMBER 31, 1987

	OUTPATIENT VISITS - OUTSIDE UNITED STATES	DOD TOTAL	ARMY FACILITIES	NAVY FACILITIES	AIR FORCE FACILITIES
17	NUMBER OF OUTPATIENT VISITS - TOTAL	2,005,501	1,022,575	370,822	612,104
18	OUTPATIENT VISITS BY US ACTIVE DUTY UNIFORMED PERSONNEL	976,957	519,663	178,584	278,710
	A MILITARY	975,898	519,643	177,660	278,595
	(1) ARMY	525,233	502,525	3,395	19,313
	(2) NAVY-MARINE CORPS	179,643	3,839	167,818	7,986
	(3) AIR FORCE	271,022	13,279	6,447	251,296
	B OTHER UNIFORMED PERSONNEL (PHS, CG, NOAA) - TOTAL	1,059	20	924	115
19	OUTPATIENT VISITS BY RETIRED US UNIFORMED PERSONNEL - TOTAL	30,876	12,773	9,077	9,026
20	OUTPATIENT VISITS BY DEPENDENTS OF US ACTIVE DUTY UNIFORMED PERSONNEL	852,261	428,487	127,021	296,753
	A DEPENDENTS OF MILITARY PERSONNEL	850,820	428,454	126,149	296,217
	(1) ARMY	428,815	399,127	5,092	24,596
	(2) NAVY-MARINE CORPS	119,454	3,928	108,918	6,608
	(3) AIR FORCE	302,551	25,399	12,139	265,013
	B DEPENDENTS OF OTHER UNIFORMED PERSONNEL (PHS, CG, NOAA) - TOTAL	1,441	33	872	536

TABLE 3.3
DEPARTMENT OF DEFENSE
SELECTED DATA CONCERNING MEDICAL CARE
PROVIDED AT FIXED MILITARY FACILITIES
FOR QUARTER ENDING DECEMBER 31, 1987

	OUTPATIENT VISITS - OUTSIDE UNITED STATES	DOD TOTAL	ARMY FACILITIES	NAVY FACILITIES	AIR FORCE FACILITIES
21	OUTPATIENT VISITS BY DEPENDENTS OF RETIRED AND DECEASED US UNIFORMED PERSONNEL - TOTAL	28,290	9,629	9,820	8,841
22	OUTPATIENT VISITS BY ALL OTHER BENEFICIARIES - TOTAL	117,117	52,023	46,320	18,774
23	NUMBER OF LIVE BIRTHS - TOTAL	5,393	2,802	1,108	1,483

GLOSSARY

Admission. An admission is the act of placing an individual under treatment or observation in a medical center or a hospital. The day of admission is the day on which the medical center or hospital makes a formal acceptance of the patient who is to be provided with room, board, and continuous nursing service in an area of the hospital where patients normally stay at least overnight. If both an admission and discharge occur on the same day, then that day is considered as a day of admission and shall be counted as one occupied bed day. The admission of a newborn is deemed to occur at time of birth.

Live Births. A live birth is the complete expulsion or extraction from its mother of a product of conception, irrespective of the duration of pregnancy which after such separation, breathes or shows any other evidence of life such as beating of the heart, pulsation of the umbilical cord, or definite movement of voluntary muscles, whether or not the umbilical cord has been cut, or the placenta is attached; each such product of such a birth is considered liveborn.

Occupied Bed. A bed assigned as of midnight to a patient, to include a patient on pass or liberty not in excess of 72 hours, and any bassinets assigned to a newborn infant whose mother has been discharged from the hospital. The definition excludes: any bed assigned to a patient subsisting out, on leave, or absent without leave, and any bed occupied by a transient patient.

Operating Bed. A bed that is currently set up and ready in all respects for the care of a patient. It must include supporting space, equipment and staff to operate under normal circumstances. Excluded are nursery bassinets and transient patients' beds.

Operating Bassinet. A bed designed for the care of an infant that is currently set up in the newborn nursery and ready in all respects for use. It must include support space, equipment and staff to operate under normal circumstances. Excluded are infant transporters.

Outpatient Visits. Visits made to each dispensary or separate, organized clinic of a fixed medical treatment facility for medical advice, examination, diagnosis, treatment, evaluation, consultation, or counseling, including visits by military patients who are excused from duty for medical reasons but who have not been admitted for inpatient care in a facility authorized beds for inpatient care and any visits made incident to complete physicals or flight physicals.

END

DATE

FILMED

5-88

DTIC