

NO-A184 976


ALTERNATIVES TO ARSINE: THE ATMOSPHERIC PRESSURE  
ORGANOMETALLIC CHEMICAL. (U) AEROSPACE CORP EL SEGUNDO  
CA ELECTRONICS RESEARCH LAB D M SPECKMAN ET AL.  
15 AUG 87 TR-0066A(2925-01)-3 SD-TR-87-41 F/G 20/2

1/1

UNCLASSIFIED

NL





MICROCOPY RESOLUTION TEST CHART  
NATIONAL BUREAU OF STANDARDS-1963-A

(12)

DTIC FILE COPY

# Alternatives to Arsine: The Atmospheric Pressure Organometallic Chemical Vapor Deposition Growth of GaAs Using Triethylarsenic

AD-A184 976

D. M. SPECKMAN and J. P. WENDT  
Electronics Research Laboratory  
Laboratory Operations  
The Aerospace Corporation  
El Segundo, CA 90245

15 August 1987

Prepared for  
SPACE DIVISION  
AIR FORCE SYSTEMS COMMAND  
Los Angeles Air Force Station  
P.O. Box 92960, Worldway Postal Center  
Los Angeles, CA 90009-2960

APPROVED FOR PUBLIC RELEASE;  
DISTRIBUTION UNLIMITED

DTIC  
ELECTE  
SEP 25 1987  
S D

A

## SECURITY CLASSIFICATION OF THIS PAGE

## REPORT DOCUMENTATION PAGE

1a. REPORT SECURITY CLASSIFICATION Unclassified			1b. RESTRICTIVE MARKINGS		
2a. SECURITY CLASSIFICATION AUTHORITY			3. DISTRIBUTION / AVAILABILITY OF REPORT Approved for public release; distribution unlimited.		
2b. DECLASSIFICATION / DOWNGRADING SCHEDULE					
4. PERFORMING ORGANIZATION REPORT NUMBER(S) TR-0086A(2925-01)-3			5. MONITORING ORGANIZATION REPORT NUMBER(S) SD-TR-87-41		
6a. NAME OF PERFORMING ORGANIZATION The Aerospace Corporation Laboratory Operations		6b. OFFICE SYMBOL (if applicable)	7a. NAME OF MONITORING ORGANIZATION Space Division		
6c. ADDRESS (City, State, and ZIP Code) El Segundo, CA 90245			7b. ADDRESS (City, State, and ZIP Code) Los Angeles Air Force Station Los Angeles, CA 90009-2960		
8a. NAME OF FUNDING / SPONSORING ORGANIZATION		8b. OFFICE SYMBOL (if applicable)	9. PROCUREMENT INSTRUMENT IDENTIFICATION NUMBER FO4701-85-C-0086-P00016		
8c. ADDRESS (City, State, and ZIP Code)			10. SOURCE OF FUNDING NUMBERS		
	PROGRAM ELEMENT NO.	PROJECT NO.	TASK NO.	WORK UNIT ACCESSION NO.	
11. TITLE (Include Security Classification) Alternatives to Arsine: The Atmospheric Pressure Organometallic Chemical Vapor Deposition Growth of GaAs Using Triethylarsenic					
12. PERSONAL AUTHOR(S) Speckman, Donna M.; and Wendt, Jerry P.					
13a. TYPE OF REPORT		13b. TIME COVERED FROM _____ TO _____		14. DATE OF REPORT (Year, Month, Day) 15 August 1987	15. PAGE COUNT 12
16. SUPPLEMENTARY NOTATION					
17. COSATI CODES			18. SUBJECT TERMS (Continue on reverse if necessary and identify by block number)		
FIELD	GROUP	SUB-GROUP	Epitaxy GaAs MOCVD		
19. ABSTRACT (Continue on reverse if necessary and identify by block number)					
<p>Studies on the homoepitaxial growth of unintentionally doped GaAs by atmospheric pressure organometallic chemical vapor deposition using triethylarsenic and trimethylgallium have been carried out, and the effects of growth temperature, V/III ratio, and flow rate on film characteristics are reported. Mirror-like epitaxial layers of n-type GaAs were obtained at substrate temperatures of 540-650°C and at V/III ratios of 6.7-11. The carrier concentrations for these films were approximately <math>10^{16}</math>-<math>10^{17}</math> cm<sup>-3</sup>, and from secondary ion mass spectroscopic analysis, the predominant epilayer impurities were determined to be both carbon and silicon.</p> <p style="text-align: center;">10 to the 16<sup>th</sup> 10 to the 17<sup>th</sup> cc</p>					
20. DISTRIBUTION / AVAILABILITY OF ABSTRACT <input type="checkbox"/> UNCLASSIFIED/UNLIMITED <input checked="" type="checkbox"/> SAME AS RPT. <input type="checkbox"/> DTIC USERS			21. ABSTRACT SECURITY CLASSIFICATION Unclassified		
22a. NAME OF RESPONSIBLE INDIVIDUAL			22b. TELEPHONE (Include Area Code)	22c. OFFICE SYMBOL	

PREFACE

We wish to thank Dr. C. J. Selvey for the acquisition and interpretation of the photoluminescence spectral data.

A rectangular stamp or form, mostly illegible due to fading. It appears to have several lines of text and a column of checkboxes on the right side. One checkbox is checked with a diagonal line.

A1

## FIGURES

1.	Effect of Growth Parameters on Residual Doping Type.....	7
2.	Photoluminescence Spectrum of a GaAs Epilayer Grown from $\text{Et}_3\text{As}$ and $\text{Me}_3\text{Ga}$ .....	9
3.	Micrograph of a GaAs Epilayer Grown from $\text{Et}_3\text{As}$ and $\text{Me}_3\text{Ga}$ .....	11

Successful homoepitaxial growth of high purity, unintentionally doped GaAs epilayers by organometallic chemical vapor deposition (OMCVD) has traditionally involved the use of arsine ( $\text{AsH}_3$ ) and trimethylgallium ( $\text{Me}_3\text{Ga}$ ) as precursor reagents. Unfortunately, the high toxicity of  $\text{AsH}_3$  and its inefficient reaction with  $\text{Me}_3\text{Ga}$ ,<sup>1</sup> as well as the incorporation of carbon impurities from the  $\text{Me}_3\text{Ga}$  reagent into the epilayers, are inherent drawbacks to this system. Fairly recently, an apparent solution to the problem of carbon incorporation from  $\text{Me}_3\text{Ga}$  has received significant attention in several laboratories. It has been demonstrated that the substitution of triethylgallium ( $\text{Et}_3\text{Ga}$ ) for  $\text{Me}_3\text{Ga}$  as the gallium source in OMCVD growth results in a substantial reduction of incorporated carbon impurities in the product epilayers.<sup>2</sup> This result has been attributed to a difference in the thermal decomposition mechanisms of  $\text{Et}_3\text{Ga}$  and  $\text{Me}_3\text{Ga}$  ( $\text{Me}_3\text{Ga}$  appears to decompose via homolysis of the Ga-CH<sub>3</sub> bonds to produce reactive methyl radicals, while  $\text{Et}_3\text{Ga}$  may thermally degrade via a beta-hydride elimination mechanism, providing non-reactive olefins and hydrocarbons as the organic by-products).<sup>3</sup>

Although significant advances have been made towards the improvement of gallium source reagents, the toxicity of the  $\text{AsH}_3$  OMCVD reagent and its low "effective" decomposition rate constant compared with that of  $\text{Me}_3\text{Ga}$ <sup>4</sup> remain significant problems. Development of an alternative arsenic source that would serve as a viable OMCVD precursor, yet exhibit a much lower toxicity and a more facile decomposition pathway to product than  $\text{AsH}_3$ , would thus be highly desirable. With this goal in mind, we have initiated investigations into the OMCVD growth of unintentionally doped GaAs epitaxial layers using a trialkylarsenic species, triethylarsenic ( $\text{Et}_3\text{As}$ ), as the arsenic precursor reagent. The toxicity of this species has not yet been firmly established, but is presumed to be similar to trimethylarsenic ( $\text{Me}_3\text{As}$ ), which exhibits a  $\text{LC}_{50}$  of ~ 20,000 ppm (compared with a TLV of 50 ppb for  $\text{AsH}_3$ ).<sup>5</sup> It was also hoped that triethylarsenic would have an "effective" rate constant for decomposition that would be similar to those of the alkylgallium co-reagents typically used, such that stoichiometric quantities of these reagents could be used for growth. Because of the presence of the ethyl substituents, which contain hydrogens that are beta to the arsenic atom,  $\text{Et}_3\text{As}$  has the potential for reagent decomposition via beta-hydride elimination and reductive elimination pathways, as is observed for  $\text{Et}_3\text{Ga}$ . Also, metal-carbon bonds exhibit energies that are similar to one another, yet are significantly

different from their corresponding hydrides.<sup>6</sup> Thus, with the potential for similar reaction pathways, combined with similar bond strengths, alkylarsenic and alkylgallium reagents are likely to exhibit similar decomposition rate constants. We report here the successful growth of GaAs epilayers from  $\text{Et}_3\text{As}$  and  $\text{Me}_3\text{Ga}$  and describe the effects of certain growth parameters on the epilayer characteristics.

The OMCVD reactor system used in these experiments is a standard, atmospheric pressure reactor, which utilizes an RF induction heating system to achieve growth temperatures. The  $\text{Et}_3\text{As}$  (Alfa Inorganics) and  $\text{Me}_3\text{Ga}$  (Texas Alkyls) are introduced to the chamber from stainless steel bubblers using hydrogen as the carrier gas. For these experiments, the  $\text{Et}_3\text{As}/\text{Me}_3\text{Ga}$  ratio was varied from 5 to 11, with total flow rates through the chamber of 2-3 slpm. The growth temperature was allowed to range from 500-650°C. In addition, a stream of  $\text{Et}_3\text{As}/\text{H}_2$  was allowed to flow over the substrate wafer during the heating period prior to growth (i.e., prior to injection of  $\text{Me}_3\text{Ga}$ ) as a precaution against arsenic outgassing. The GaAs epitaxial layers were grown on  $\langle 100 \rangle + 2^\circ \rightarrow \langle 110 \rangle$  undoped  $4\text{cm}^2$  GaAs substrate wafers, at growth rates ranging from 1-2.5  $\mu\text{m}/\text{hr}$ .

All GaAs epilayers grown using  $\text{Et}_3\text{As}$  and  $\text{Me}_3\text{Ga}$  were characterized electrically by Van der Pauw-Hall measurements at both 300 and 77 K and were examined visually under an optical microscope at 5x and 500x magnification. Several samples were also subjected to secondary ion mass spectrometry (SIMS) depth profiling and photoluminescence (PL) analysis. From the characterization results, it was determined that either n- or p-type epilayers with surfaces ranging from very poor to specular could be obtained by varying certain growth conditions. In particular, the V/III ratio, growth temperature, and total gas flow were found to exert the most influence upon epilayer quality (Figure 1).

As indicated by the data presented in Figure 1, a low V/III ratio could produce either n- or p-type GaAs epilayers, depending upon other growth conditions, whereas a V/III ratio of 11 always gave n-type epilayers. It is interesting to note that the V/III ratio required for the growth of n-type GaAs is much smaller when  $\text{Et}_3\text{As}$  is used, as compared with the use of  $\text{AsH}_3$ .<sup>7</sup> The total gas flow through the reactor was also found to affect residual doping type at a low V/III ratio and had a significant effect upon epilayer



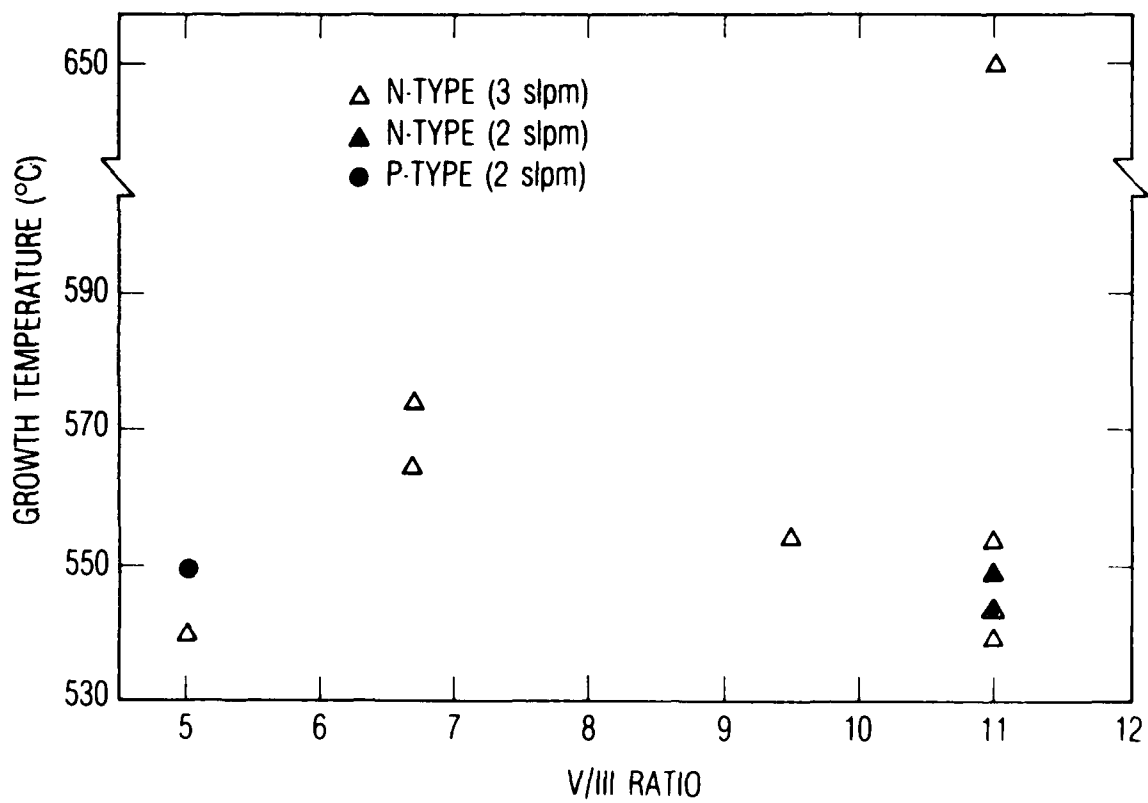


Figure 1. Effect of Growth Parameters on Residual Doping Type

morphology. The effects of two total flow rates, 2 and 3 slpm, on layer type and on morphology were compared for several growth temperatures and V/III ratios. It was found that the higher flow rate of 3 slpm tended to produce n-type epilayers at all V/III ratios, with uniform, specular surface morphologies at growth temperatures greater than 575°C. In contrast, the lower flow rate of 2 slpm appeared to encourage the formation of hillocks on epilayer surfaces and produced p-type films at a V/III ratio of 5. An ion microprobe analysis of the hillocks showed these areas to be gallium-rich. It can be inferred from these observations that the higher flow rate probably reduces the residence time of the precursor molecules at the hot reaction surface. Under the conditions of our growth, it is quite possible that a flow rate of only 2 slpm allows the more reactive  $\text{Me}_3\text{Ga}$  to form gallium nucleation sites on the growing surface, which would lead to excess deposition of gallium throughout the epilayer. It should also be noted that these hillocks were observed on all p-type material grown in this study.

The epitaxial layer characteristics were also influenced by growth temperature. A deposition temperature of 500°C was found to be too low for significant growth to occur, although growth occurred at temperatures of 540-650°C. It was also observed that growth temperatures greater than 575°C generally produced epilayers with the most featureless, uniform morphologies.

The n-type films demonstrated net carrier concentrations ranging from  $10^{16}$  to  $10^{17}\text{cm}^{-3}$  and exhibited low 77 K mobilities of  $\sim 5000\text{cm}^2/\text{V}\cdot\text{s}$ . These data indicate that the epilayers are highly doped, which was confirmed by the results of a depth-profiling SIMS analysis on two n-type epilayers grown at 650°C and 540°C (V/III ratio of 11 and total flow of 3 slpm). The analysis profile examined for the presence of C, O, Si, S, Se, Te, B, Mg, Al, Cr, Fe, Mn, Cu, As, and In. The SIMS data showed the two samples to contain very high levels of only two impurities, carbon and silicon, with both elements present in the mid- $10^{17}\text{cm}^{-3}$  range. A large carbon build-up in the interface region ( $5 \times 10^{18}\text{cm}^{-3}$ ) was also observed for both samples. Photoluminescence data for the  $\text{Et}_3\text{As}$ -grown GaAs epilayers are consistent with the SIMS results. As shown in Figure 2, the PL spectrum for an epilayer grown at 555°C not only exhibits an exciton peak at 818.5 nm, but also shows an intense, broad acceptor peak centered at 831.8 nm, which represents overlapping PL signals from carbon and silicon acceptor impurities.

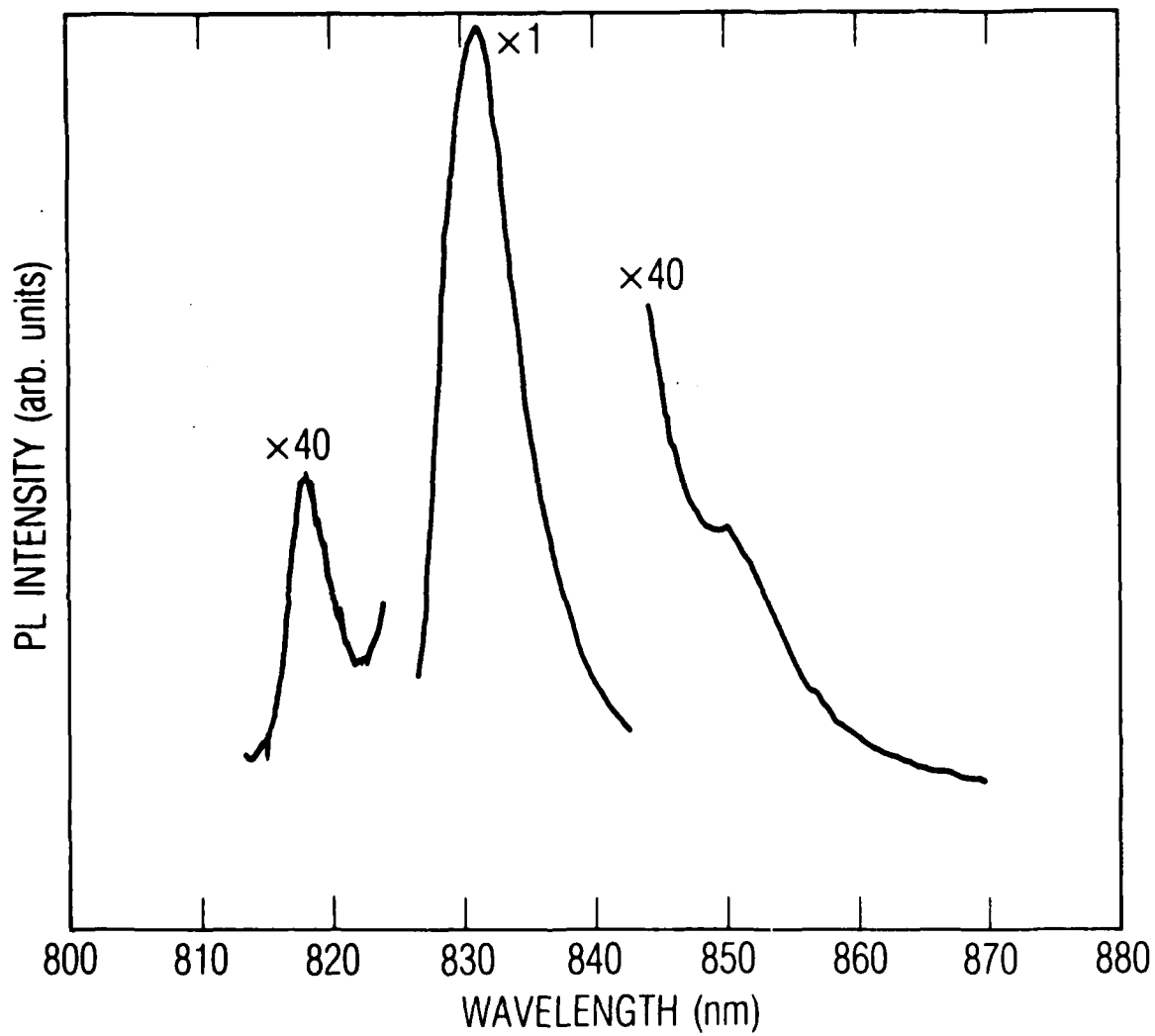


Figure 2. Photoluminescence Spectrum of a GaAs Epilayer Grown from  $\text{Et}_3\text{As}$  and  $\text{Me}_3\text{Ga}$

The large silicon concentration can be attributed to impurities in the  $\text{Et}_3\text{As}$  source material. An impurity analysis for the triethylarsenic reagent reported a residual silicon level of 0.5 ppm, which could readily account for the observed unintentional silicon doping. Interestingly, the organoarsenic impurity analysis also reported a residual magnesium concentration of 0.1 ppm, but the SIMS data showed no magnesium incorporation into the GaAs epitaxial layers (the Mg concentration was below the background level of  $2 \times 10^{16}$  atoms/cc).

The large carbon content of the films is likely due in part to the incorporation of methyl radicals from the  $\text{Me}_3\text{Ga}$  decomposition reaction, and possibly also due to incomplete pyrolysis of the  $\text{Et}_3\text{As}$  at the surface during growth. The high density of carbon observed at the interface may also be due to a partial decomposition of the  $\text{Et}_3\text{As}$  as it is passed over the heated GaAs substrate prior to injection of the  $\text{Me}_3\text{Ga}$ . Consistent with this suggestion is the observation that other GaAs layers grown in our laboratory using  $\text{AsH}_3$  and  $\text{Me}_3\text{Ga}$  (where  $\text{AsH}_3$  is passed over the heated substrate before growth) do not show this build-up of interfacial carbon. This problem may be circumvented in the future through the use of small amounts of  $\text{AsH}_3$  in the reactor during substrate heating only, while using the  $\text{Et}_3\text{As}$  for actual growth.

The best overall sample we have grown thus far has been obtained using a growth temperature of  $555^\circ\text{C}$ , V/III ratio of 9.5, total flow of 3 slpm,  $\text{Et}_3\text{As}$  flow of  $8 \times 10^{-5}$  moles/min, and  $\text{Me}_3\text{Ga}$  flow of  $8.4 \times 10^{-6}$  moles/min. The resultant 3.0- $\mu\text{m}$  thick epilayer was n-type, with a net carrier concentration of  $3 \times 10^{16} \text{ cm}^{-3}$  and a 77 K mobility of  $4418 \text{ cm}^2/\text{V-s}$ . The most striking feature exhibited by this epitaxial layer was the specular, mirror-like surface which was uniform across the entire  $4 \text{ cm}^2$  surface of the substrate wafer (Figure 3).

It should also be noted that some dramatic differences in the respective reactivities of  $\text{AsH}_3$  and  $\text{Et}_3\text{As}$  have already been observed via analysis of the OMCVD cold wall reactor residues deposited by each arsenic reagent during a growth experiment. Whereas growth using  $\text{AsH}_3/\text{Me}_3\text{Ga}$  results in the deposition of a thick black layer of arsenic and GaAs on the reactor walls, experiments using  $\text{Et}_3\text{As}/\text{Me}_3\text{Ga}$  leave almost no visible deposits on the quartz walls. Only a slight brown haze in the regions nearest to the SiC susceptor is detectable at higher growth temperatures ( $575\text{--}650^\circ\text{C}$ ) when using  $\text{Et}_3\text{As}$ . This residue also has a distinct "organic" odor, which indicates that it may be an organic




Figure 3. Micrograph of a GaAs Epilayer Grown from  $\text{Et}_3\text{As}$  and  $\text{Me}_3\text{Ga}$

polymer. An understanding of the obviously unique decomposition mechanism for  $\text{Et}_3\text{As}$  would be extremely beneficial in determining the optimal conditions for growth. Experiments to study the reactivity of  $\text{Et}_3\text{As}$  are currently under way and will be communicated at a later date.

In summary, we have investigated the use of  $\text{Et}_3\text{As}$  as a potential reagent for the OMCVD growth of GaAs epilayers. Mirror-like GaAs epitaxial layers showing n-type conduction have been successfully grown, but the film quality at this time appears to be controlled by the presence of silicon and carbon impurities in the layers. A reduction in silicon contamination is anticipated with improvements in synthetic and purification techniques for the triethyl-arsenic reagent. In order to achieve a reduction in carbon impurity concentration, it may be necessary to change the gallium reagent from the methyl- to the ethyl-substituted precursor, but it will also be essential to establish an understanding of the basic mechanisms operating in the decomposition of  $\text{Et}_3\text{As}$ , since the differences in reactivity between  $\text{Et}_3\text{As}$  and  $\text{AsH}_3$  may affect the impurity levels in GaAs epilayers produced from these precursors.

## REFERENCES

1. To produce stoichiometric GaAs epilayers, a large molar excess of the  $\text{AsH}_3$  reagent is required (see reference 7).
2. For example, see: (a) T.F. Kuech and R. Potemski, Appl. Phys. Lett. 47, 821 (1985). (b) N. Kobayashi and T. Makimoto, Jpn. J. Appl. Phys. 24, L824 (1985). (c) L.M. Fraas, P.S. McLeod, J.A. Cape, and L.D. Partain, J. Cryst. Growth 68, 490 (1984). (d) R. Bhat and V.G. Keramidas, Proc. SPIE-Int. Soc. Opt. Eng. 323, 104 (1982). (e) Y. Seki and K. Tanno, J. Electrochem. Soc. 122, 1108 (1975).
3. M. Yoshida and H. Watanabe, J. Electrochem. Soc. 132, 677 (1985).
4. For GaAs growth, the  $\text{Me}_3\text{Ga}$  and  $\text{AsH}_3$  each must decompose to a crucial intermediate, ['GaAs'], where rate of GaAs growth =  $K['\text{GaAs}']$ . The rate of ['GaAs'] formation =  $k'_{\text{Me}_3\text{Ga}} \text{P}_{\text{Me}_3\text{Ga}} = k'_{\text{AsH}_3} \text{P}_{\text{AsH}_3}$ , where  $k'$  is an "effective" decomposition rate constant relating reagent concentration to the formation of the critical intermediate. Since a large excess of  $\text{AsH}_3$  is needed for stoichiometric growth of GaAs,  $k'_{\text{AsH}_3}$  must be much smaller than  $k'_{\text{Me}_3\text{Ga}}$ .
5. "Organometallics for Vapor Phase Epitaxy," Literature and Product Review, Morton Thiokol Inc., Alfa Products, Danvers, MA (1986).
6. R.C. Weast, editor, "CRC Handbook of Chemistry and Physics," 64th ed., F-177, 179 (CRC Press, Inc., Boca Raton, Florida, 1983).
7. P.D. Dapkus, H.M. Manasevit, K.L. Hess, T.S. Low, and G.E. Stillman, J. Cryst. Growth 55, 10 (1981).

END

11-87

DTIC