AD-A171 840 AIRPORT ACTIVITY STATISTICS OF CERTIFICATED ROUTE AIR CARRIERS(U) FEDERAL AVIATION ADMINISTRATION WASHINGTON DC OFFICE OF MANAGEMENT SYSTEMS 31 DEC 85 1/4

UNCLASSIFIED F/G 1/5 NL



'CROCOPY RESOLUTION TEST CHART
NATIONAL BUREAU OF STANDARDS-1963-A

AD-A171 840

TABLE 1.
SUMMARY OF AIRCRAFT DEPARTURES, ENPLANED REVENUE PASSENGERS, AND ENPLANED REVENUE TONS OF CARGO AND MAIL BY TYPE OF OPERATION, BY TYPE OF SERVICE, BY CARRIER GROUP, AND BY AIR CARRIER

(2)

Technical Report Documentation Page

1. Report No.	2. Government Accession No.	3. Recipient's Catalog No.
4. Title and Subtitle Airport Activity Statistics of Certificated Route Air Carriers		5. Report Date December 31, 1985
		6. Performing Organization Code AMS-420, DTS-321
7. Author(s)		8. Performing Organization Report No.
9. Performing Organization Name and Address Office of Management Systems Federal Aviation Administration Washington, DC 20591	Center for Transportation Information Research & Special Program Administration Cambridge, MA 02142	10. Work Unit No. (TRAIS) 11. Contract or Grant No.
12. Sponsoring Agency Name and Address		13. Type of Report and Period Covered Calendar Year
		14. Sponsoring Agency Code RSPA-FAA

15. Supplementary Notes

16. Abstract

This report furnishes airport activity of the large Certificated Route Air Carriers. Included in the data contained in Table 6 are passenger enplanements, tons of enplaned freight, express, and mail. Both scheduled and non-scheduled service, and domestic and international operations are included. These data are shown by airport and carrier. Table 7 includes departures by airport, carrier and type of operation, and type of aircraft.

DTIC
ELECTE
SEP 05 1986
S D
D

17. Key Words Passenger enplanements, departures, freight, express, mail, scheduled service, non-scheduled service, domestic, international	18. Distribution Statement Document is available to the public through the National Technical Information Service, Springfield, Virginia, 22151 or U.S.Government Printing Office

19. Security Classif. (of this report) Unclassified	20. Security Classif. (of this page) Unclassified	21. No. of Pages	22. Price

Form DOT F 1700.7 (8-72) Reproduction of completed page authorized

DTIC COPY INSPECTED 1

DISTRIBUTION STATEMENT A
Approved for public release;
Distribution Unlimited

Accesion For
NTIS CRA&I ☑
DTIC TAB ☐
Unannounced ☐
Justification
By
Distribution /
Availability Codes
Dist Avail and / or Special
A-1

A

U.S. Department of Transportation

Airport Activity Statistics of Certificated Route Air Carriers

12 Months Ending December 31, 1985

Federal Aviation Administration

Research and Special Programs Administration

Availability is unlimited. Document may be released to the
National Technical Information Service
Springfield, Virginia 22161, for sale to the public.

CONTENTS

	Page
Air Traffic Hubs (Map)	ii
Introduction	iii
General Notes	iv
City Cross-Reference List	v
Air Carrier Codes	vii
Aircraft Types	viii
Glossary	ix

SUMMARY TABLES

Table 1. Summary of aircraft departures, enplaned revenue passengers, and enplaned revenue tons of cargo and mail by type of operation, by type of service, by carrier group, and by air carrier	1
Table 2. Summary of aircraft departures, enplaned revenue passengers, and enplaned revenue tons of cargo and mail by type of operation, by type of service, and by state and country	5
Table 3. Aircraft departures, enplaned revenue passengers, and enplaned revenue tons of cargo and mail in total operations, all services at *large* air traffic hubs	15
Table 4. Aircraft departures, enplaned revenue passengers, and enplaned revenue tons of cargo and mail in total operations, all services at *medium* air traffic hubs	17
Table 5. Aircraft departures, enplaned revenue passengers, and enplaned revenue tons of cargo and mail in total operations, all services at *small* air traffic hubs	19

DETAILED TABLES

Table 6. Enplaned revenue passengers, enplaned tons of cargo and mail, and air traffic hub classifications, by type of service, by community, and by carrier	22
Table 7. Aircraft departures scheduled and aircraft departures performed, by type of operation, by aircraft type, by community, and by carrier	134

DISTRIBUTION: ZMS-348A

AIR TRAFFIC HUBS

December 31, 1985

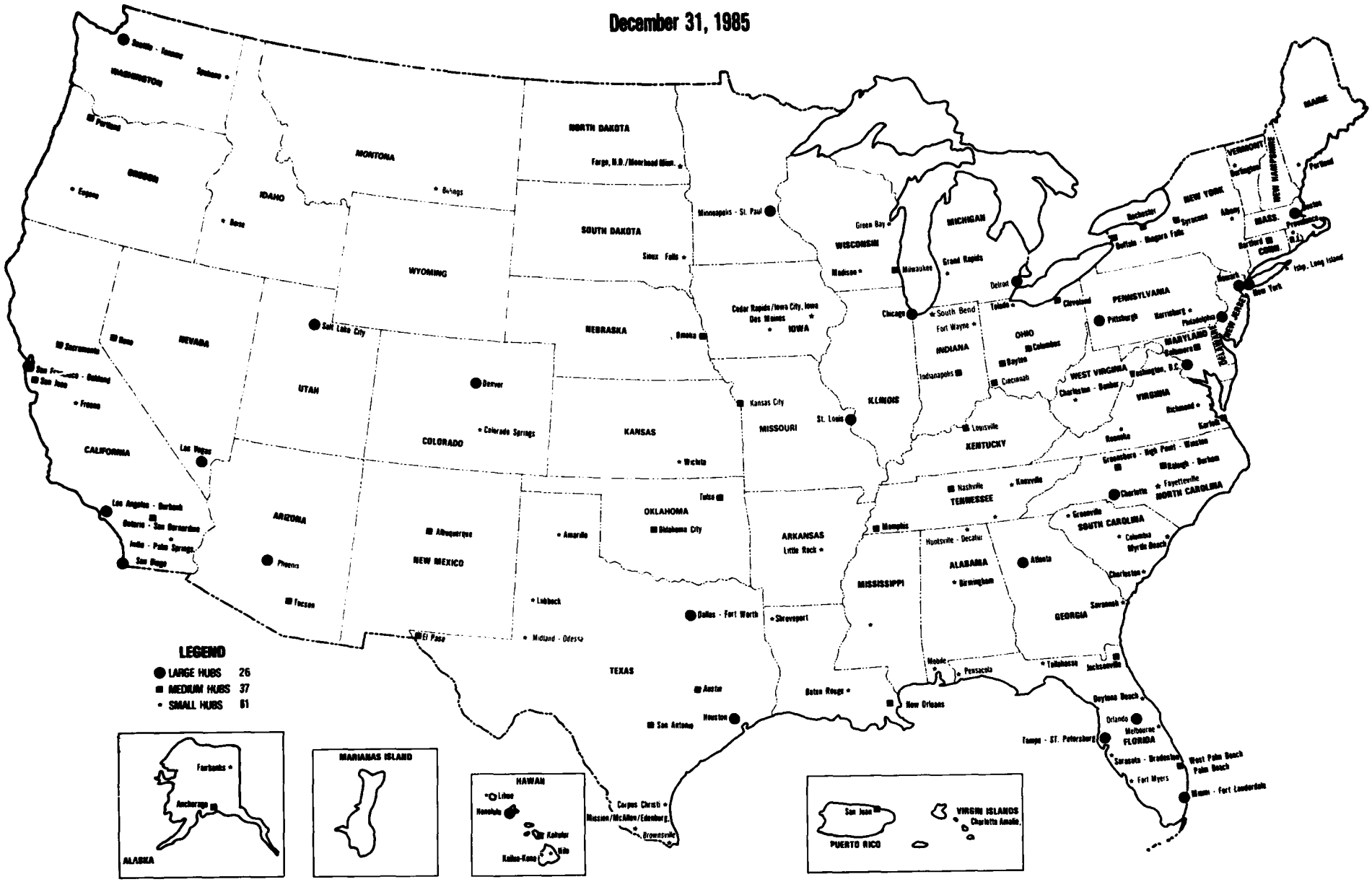

INTRODUCTION

This edition presents the volume of revenue passenger, freight, express, and mail traffic handled by the Nation's large certificated route air carriers at each airport served by these airlines during the 12 months ending December 31, 1985. In addition, a presentation of aircraft departures is shown including detail by aircraft type for total departures performed in scheduled, nonscheduled, and all services.

Large certificated route air carriers hold Certificates of Public Convenience and Necessity issued by the Department of Transportation (DOT) authorizing the performance of scheduled air transportation. Large certificated air carriers operate aircraft with seating capacity of more than 60 seats or a maximum payload capacity of more than 18,000 pounds. Data for charter only, commuter, intra-state, and foreign-flag air carriers are not included in this publication.

SOURCE OF DATA

The data in this publication are compiled from information reported quarterly to the DOT by the certificated route air carriers on Schedule T-3(a)(b)(c), RSPA Form 41, Uniform System of Accounts and Reports for Large Certificated Air Carriers.

PRESENTATION OF DATA

The data in this publication are presented in seven tables. The first two tables contain summary data by type of operation and type of service for carrier groups and individual air carriers and summary figures by area, State, and Country. Tables 3, 4, and 5 show activity in air carrier system operations at large, medium, and small air traffic hubs. The last two tables in the publication present detailed statistics by community and airport. In addition, the last table has a presentation of total aircraft departures performed by specific aircraft type. *In this table, an asterisk printed to the left of the aircraft designation denotes that the statistics shown relate to all-cargo service.*

In Tables 6 and 7, each community is listed under the State in which it is located without regard to the location of the airport. Cincinnati, Ohio, for example, is shown under Ohio although the Greater Cincinnati Airport is located at Covington, Kentucky. An exception to this policy occurs in those cases where a hyphenated point shown in a Certificate of Public Convenience and Necessity is served by a single airport and a State line separates the communities named. In those cases the data are listed under the State in which the airport serving the communities is located. For example, Quincy, Illinois/Hannibal, Missouri, is a hyphenated point. Since the airport is located in Quincy, Illinois, the data for both communities are shown under that city and State. In this publication, some community groupings have been made in accordance with the Federal Aviation Administration's concept of the air traffic hub structure. In this regard, single certificated points or hyphenated points that are in Standard Metropolitan Statistical Areas (SMSA) are listed under the SMSA regardless of the way the CAB Certificate is written or of the location of the airport. (See AIR TRAFFIC HUBS.)

To facilitate the location of hyphenated and combined points, there is a list at the end of this section (page v) which cross-references the cities so certificated.

CRITERIA FOR INCLUSION OF DATA

Data are included for only those online airports reported on Schedule T-3 at which aircraft departures were performed in scheduled service. Data for airports that are offline for the reporting carrier are excluded. These criteria of inclusion or exclusion are applied individually to each of the four quarterly reports comprising the source of these data.

AIR TRAFFIC HUBS

The air traffic hub structure was developed by the Federal Aviation Administration and is used to measure the concentration of all civil air traffic. The hub structure is Federal Aviation Administration's (FAA) principal operations control and the fundamental control for most of the FAA's economic and operations research procedures. Within this one medium are consolidated the social and economic factors that influence a community's ability to generate air carrier or general aviation traffic.

Air traffic hubs are not airports; they are the cities and Standard Metropolitan Statistical Areas requiring aviation services. An SMSA is a county that contains at least one city of 50,000 population, or twin cities with a combined population of at least 50,000, plus any contiguous counties that are metropolitan in character and have similar economic and social relationships. These metropolitan areas constitute a primary focal point for the transportation research program of the FAA, and the analyses of individual cities within an area are treated in relationship to the entire area. In those instances where two or more individually certificated communities are located in a SMSA, those communities are grouped under the SMSA definition throughout this publication.

Individual communities fall into four hub classifications as determined by each community's percentage of the total enplaned revenue passengers in all services and all operations of U.S. certificated route air carriers within the 50 States, the District of Columbia, and other U.S. areas designated by the Federal Aviation Administration. Table 6 contains the type of hub for each community; "L" (large), "M" (medium), "S" (small), and "N" (nonhub). Classifications in this issue are based on 363,341,497 total enplaned revenue passengers.

The percentage and number of enplaned passengers in the hub classifications for 12 months ending December 31, 1985 are:

Hub classification	*Percent of total enplaned passengers*	*Number of enplaned passengers*
Large (L)	1.00 or more	3,633,415 or more
Medium (M)	0.25 to 0.999	908,354 to 3,633,414
Small (S)	0.05 to 0.249	181,671 to 908,353
Nonhub (N)	less than 0.05	Less than 181,671

The geographic locations of the air traffic hubs are shown in the map on page ii and the airport activity of the hubs is summarized in Tables 3, 4, and 5.

The hub tables show that for the 12-month period ending December 31, 1985, there were 124 air traffic hubs. These hubs represented 33.2 percent of the 374 certificated points in the 50 States, the District of Columbia, and other U.S. areas receiving air carrier service during the period. The dominance of the hubs in the air traffic patterns is brought out by the fact that of the 363,341,497 passenger enplanements during the period, 97.6 percent (354,513,246) were recorded at the 124 hubs, while the nonhubs accounted for only 2.4 percent (8,823,251). Of the 97.6 percent of the passenger enplanements recorded at the hubs, the 26 large hubs accounted for 72.8 percent, the 37 medium hubs accounted for 18.1 percent, and the 61 small hubs accounted for 6.7 percent. Also in the hub tables (Tables 3, 4, and 5), the percentage relationship is shown of the total enplaned passengers at the individual airports serving the large, medium, and small hubs to total enplaned passengers (363,341,497) at all the airports used in the hub classification.

GENERAL NOTES

CARRIER DATA MISSING

This publication does not include complete yearly data for the following list of carriers due to: carriers inaugurating or suspending service; carriers failing to report required data; or small certificated air carriers being granted waivers from reporting the data. Small is defined as carriers operating aircraft with 60 seats or less or 18,000 pounds maximum all-cargo payload. The periods of data included for these carriers are indicated below.

Carrier	*Quarters Reported*
Best	Mar., June and Sept. 1985
Britt	Mar. 1985
Cascade	Mar. and June 1985
Evergreen	Mar. June and Sept. 1985
Frontier Horizon	Mar. 1985
Midway Express	Mar. and June 1985
Pilgrim	June, Sept. and Dec. 1985
Skybus	Sept. and Dec. 1985

CHANGES IN REPORTING

Effective 1/1/75, the carriers began to report off-line activity in addition to on-line activity. On-line is defined as the point(s) a carrier is authorized to serve, while off-line is everything else. This additional reporting requirement, which basically affects the nonscheduled reporting, will have no material effect on the statistics reported in this publication, since it only includes statistics for the on-line points.

In certain cases it has been a practice of carriers to reflect certain technical stops and diversions associated with scheduled service as on-line operations. In such cases operations to these points will be reflected in the publication, whereas when such service is reported as off-line it is excluded.

CITY CROSS—REFERENCE LIST

Cities not listed in alphabetic order or not specifically noted	*Included in:*
Anaheim, CA	Los Angeles/Burbank/Long Beach/Orange County
Ann Arbor, MI	Detroit & Ann Arbor
Arcata, CA	Eureka/Arcata
Ashland, KY	Ashland/Huntington (Under West Virginia)
Ashland, WI	Ironwood/Ashland (Under Michigan)
Auburn, ME	Lewiston/Auburn
Barre, VT	Montpelier/Barre
Battle Creek, MI	Kalamazoo/Battle Creek
Bay City, MI	Saginaw/Bay City/Midland
Beaufort, NC	New Bern & Morehead City/Beaufort
Bethlehem, PA	Allentown/Bethlehem/Easton
Biloxi, MS	Gulfport/Biloxi
Bluefield, WV	Princeton/Bluefield
Bonn, Germany	Cologne/Dusseldorf/Bonn
Bradenton, FL	Sarasota/Bradenton
Bridgeport, CT	New Haven/Bridgeport
Bristol, VA	Bristol/Kingsport/Johnson City (Under Tennessee)
Burbank, CA	Los Angeles/Burbank/Long Beach/Orange County
Camden, AR	El Dorado/Camden
Camden, NJ	Philadelphia/Wilmington/Camden (Under Pennsylvania)
Camp Lejeune, NC	Jacksonville/Camp Lejeune
Canton, OH	Akron/Canton
Charleston, IL	Mattoon/Charleston
Chesapeake, VA	Norfolk/Virginia Beach/Portsmouth/Chesapeake
Clarkston, WA	Lewiston/Clarkston (Under Idaho)
Clearwater, FL	Tampa/St. Petersburg/Clearwater/Lakeland
Clintonville, WI	Green Bay/Clintonville
Cody, WY	Lovell/Powell/Cody
Coffeyville, KS	Independence/Coffeyville/Parsons
Concord, NH	Manchester/Concord
Coos Bay, OR	North Bend/Coos Bay
Corbin, KY	London/Corbin
Corning, NY	Elmira/Corning
Cortland, NY	Ithaca/Cortland
Craig, CO	Steamboat Springs/Hayden/Craig
Davenport, IA	Moline/Davenport (Under Illinois)
Decatur, AL	Huntsville & Decatur
Delta, CO	Montrose/Delta
Deming, NM	Silver City/Hurley/Deming
Dunbar, WV	Charleston/Dunbar
Durham, NC	Raleigh/Durham
Dusseldorf, Germany	Cologne/Dusseldorf/Bonn
Easton, PA	Allentown/Bethlehem/Easton
Edinburg, TX	Mission/McAllen/Edinbury
Endicott, NY	Binghamton/Endicott/Johnson City
Fairmont, WV	Clarksburg/Fairmont
Fall River, MA	New Bedford/Fall River
Florence, AL	Muscle Shoals/Florence/Sheffield/Tuscumbia
Ft. Campbell, KY	Clarksville/Ft. Campbell/Hopkinsville (Under Tennessee)
Ft. Lauderdale, FL	Miami/Ft. Lauderdale
Ft. Riley, KS	Manhattan/Junction City/Ft. Riley
Fort Sill, OK	Lawton/Fort Sill
Fort Worth, TX	Dallas/Fort Worth
Frankfort, KY	Lexington/Frankfort
Gladewater, TX	Longview/Kilgore/Gladewater
Guymon, OK	Liberal-Guymon (Under Kansas)

Cities not listed in alphabetic order or not specifically noted	*Included in:*
Hampton, VA	Newport News/Hampton/Williamsburg/Yorktown
Hannibal, MO	Quincy/Hannibal (Under Illinois)
Harlingen, TX	Brownsville/Harlingen/San Benito
Hattiesburg, MS	Laurel/Hattiesburg
Hayden, CO	Steamboat Springs/Hayden/Craig
Herrin, IL	Marion/Herrin
Hibbing, MN	Chisholm/Hibbing
High Point, NC	Greensboro/High Point/Winston-Salem
Holloman AFB, NM	Alamagordo/Holloman AFB
Hopkinsville, KY	Clarksville/Ft. Campbell/Hopkinsville (Under Tennessee)
Houghton, MI	Hancock/Houghton
Houlton, ME	Presque Isle/Houlton
Huntington, WV	Ashland/Huntington
Hurley, NM	Silver City/Hurley/Deming
Iowa City, IA	Cedar Rapids/Iowa City
Janesville, WI	Beloit/Janesville
Jefferson City, MO	Columbia/Jefferson City
Johnson City, NY	Binghamton/Endicott/Johnson City
Johnson City, TN	Bristol/Kingsport/Johnson City
Junction City, KS	Manhattan/Junction City/Ft. Riley
Kennewick, WA	Pasco/Kennewick/Richland
Kilgore, TX	Longview/Kilgore/Gladewater
Kingsford, MI	Iron Mountain/Kingsford
Kingsport, TN	Bristol/Kingsport/Johnson City
Lakeland, FL	Tampa & St. Petersburg/Clearwater/Lakeland
Lancaster, CA	Palmdale/Lancaster
Land O'Lakes, WI	Rhinelander/Land O'Lakes
Lander, WY	Riverton/Lander
Lazy Bay, AK	Alitak/Lazy Bay
Lewisburg, WV	Greenbrier/White Sulphur Springs/Lewisburg
Long Beach, CA	Los Angeles/Burbank/Long Beach/Orange County
Ludington, MI	Manistee/Ludington
Mandan, ND	Bismarck/Mandan
Marietta, OH	Parkersburg/Marietta (Under West Virginia)
Marinette, WI	Marinette/Menominee (Under Michigan)
McAllen, TX	Mission/McAllen/Edinburg
Menominee, MI	Marinette/Menominee
Midland, MI	Saginaw/Bay City/Midland
Monterey, CA	Salinas/Monterey
Moorhead, MN	Fargo/Moorhead (Under North Dakota)
Morehead City, NC	New Bern & Morehead City/Beaufort
Moscow, ID	Pullman/Moscow (Under Washington)
Moses Lake, WA	Ephrata/Moses Lake
Niagara Falls, NY	Buffalo & Niagara Falls
Oakland, CA	San Francisco/Oakland
Odessa, TX	Midland/Odessa
Orange County, CA	Los Angeles/Burbank/Long Beach/Orange County
Oxford, MS	University/Oxford
Palm Beach, FL	West Palm Beach/Palm Beach
Palm Springs, CA	Indio/Palm Springs
Panama City, Canal Zone	Balboa, Canal Zone & Panama City
Parsons, KS	Independence/Coffeyville/Parsons
Pascagoula, MS	Mobile/Pascagoula (Under Alabama)
Port Arthur, TX	Beaumont/Port Arthur
Portsmouth, VA	Norfolk/Virginia Beach/Portsmouth/Chesapeake
Powell, WY	Lovell/Powell/Cody
Prestwick, Scotland	Glasgow/Prestwick

Cities not listed in alphabetic order or not specifically noted	*Included in:*
Redding, CA	Red Bluff/Redding
Redmond, OR	Bend/Redmond
Richland, WA	Pasco/Kennewick/Richland
Riverside, CA	Ontario & San Bernadino
Robertsfield, Liberia	Monrovia/Robertsfield
Rock Falls, IL	Sterling/Rock Falls
Rome, NY	Utica/Rome
Ruby Creek, AK	Bornite/Ruby Creek
St. Joseph, MI	Benton Harbor/St. Joseph
St. Paul, MN	Minneapolis/St. Paul
St. Petersburg, FL	Tampa/St. Petersburg/Clearwater & Lakeland
San Benito, TX	Brownsville/Harlingen/San Benito
San Bernardino, CA	Ontario & San Bernardino
Santa Ana, CA	Los Angeles/Burbank/Long Beach/ Orange County
Seaside, OR	Astoria/Seaside
Sheboygan, WI	Manitowoc/Sheboygan
Sheffield, AL	Muscle Shoals/Florence/Sheffield Tuscumbia
Sikeston, MO	Cape Girardeau/Sikeston
Spartanburg, SC	Greenville/Spartanbury
Springfield, MA	Hartford/Springfield/Westfield (Under Connecticut)
Stevens Point, WI	Wausau/Stevens Point
Superior, WI	Duluth/Superior (Under Minnesota)

Cities not listed in alphabetic order or not specifically noted	*Included in:*
Tacoma, WA	Seattle/Tacoma
Thomasville, GA	Moultrie/Thomasville
Tuscumbia, AL	Muscle Shoals/Florence/Sheffield Tuscumbia
Urbana, IL	Champaign/Urbana
Vicksburg, MS	Jackson/Vicksburg
Virginia Beach, VA	Norfolk/Virginia Beach/Portsmouth/ Chesapeake
Waterville, ME	Augusta/Waterville
Westfield, MA	Hartford/Springfield/Westfield (Under Connecticut)
Wheeling, WV	Pittsburgh/Wheeling (Under Pennsylvania)
White River Junction, VT	Lebanon/White River Junction (Under New Hampshire)
White Sulphur Springs, WV	Greenbrier/White Sulphur Springs/ Lewisburg
Wilkes-Barre, PA	Scranton/Wilkes-Barre
Williamsburg, VA	Newport News/Hampton/Williamsburg/ Yorktown
Wilmington, DE	Philadelphia/Wilmington/Camden (Under Pennsylvania)
Winston-Salem, NC	Greensboro/High Point/Winston-Salem
York, PA	Harrisburg/York
Yorktown, VA	Newport News/Hampton/Williamsburg/ Yorktown

AIR CARRIER CODES

DECODING

Line No.	Codes arranged alphabetically, showing carrier name	
	Code	Carrier name
	(1)	(2)
1	AA	American Airlines, Inc.
2	AL	U.S. Air, Inc.
3	AP	Aspen Airways, Inc.
4	AQ	Aloha Airlines, Inc.
5	AS	Alaska Airlines, Inc.
6	BF	Markair, Inc.
7	BN	Braniff, Inc.
8	CC	Air Atlanta, Inc.
9	CO	Continental Air Lines, Inc.
10	CZ	Cascade Airways, Inc.
11	DL	Delta Air Lines, Inc.
12	EA	Eastern Air Lines, Inc.
13	EF	All Star Airlines, Inc.
14	EZ	Evergreen International, Inc.
15	FF	Tower Air, Inc.
16	FH[1]	Frontier Horizon, Inc.
17	FL	Frontier Airlines, Inc.
18	FT	Flying Tiger Line Inc.
19	FW	Skybus, Inc.
20	HA	Hawaiian Airlines, Inc.
21	HK	South Pacific Island Airway
22	HP	America West Airlines, Inc.
23	HU	Northern Air Cargo, Inc.
24	IW	Best Airlines, Inc.
25	JK	Sunworld International Airways, Inc.
26	JW	Arrow Air, Inc.
27	MB	Samoa Airlines, Inc.
28	MC	Muse Air Corporation
29	ML	Midway Airlines, Inc.
30	NW	Northwest Airlines, Inc.
31	NY	New York Air, Inc.
32	OC	Air California, Inc.
33	OZ	Ozark Air Lines, Inc.
34	PA	Pan American World Airways, Inc.
35	PE	People Express Airlines, Inc.
36	PI	Piedmont Aviation, Inc.
37	PM	Pilgrim Aviation and Airlines
38	PS	Pacific Southwest Airlines, Inc.
39	QT	Pacific Interstate Airlines
40	QX	Horizon Air
41	RC	Republic Airlines, Inc.
42	RI	Airpac, Inc.
43	RU	Britt Airways, Inc.
44	RV	Reeve Aleutian Airways, Inc.
45	SI	Jet America Airlines, Inc.
46	TA[1]	Total Air
47	TV	Transamerica Airlines, Inc.
48	TW	Trans World Airlines, Inc.
49	UA	United Air Lines, Inc.
50	UR	Empire Airlines, Inc.
51	VK[1]	Zantop International Airlines, Inc.
52	VV	Challenge Air Transport, Inc.
53	WA	Western Air Lines, Inc.
54	WN	Southwest Airlines Co.
55	WO	World Airways, Inc.
56	YX	Midwest Express Airlines, Inc.
57	ZO	Florida Express, Inc.
58	ZW	Air Wisconsin, Inc.
59	2M[1]	Midway Express Airlines, Inc.

ENCODING

Line No.	Carrier names arranged alphabetically, showing carrier code		
	Carrier name	Code	Carrier group*
	(1)	(2)	(3)
1	Air Atlanta, Inc.	CC	3
2	Air California, Inc.	OC	2
3	Airpac, Inc.	RI	4
4	Air Wisconsin, Inc.	ZW	3
5	Alaska Airlines, Inc.	AS	2
6	All Star Airlines, Inc.	EF	4
7	Aloha Airlines, Inc.	AQ	2
8	America West Airlines, Inc.	HP	3
9	American Airlines, Inc.	AA	1
10	Arrow Air, Inc.	JW	3
11	Aspen Airways, Inc.	AP	3
12	Best Airlines, Inc.	IW	4
13	Braniff, Inc.	BN	2
14	Britt Airways, Inc.	RU	3
15	Cascade Airways, Inc.	CZ	3
16	Challenge Air Transport, Inc.	VV	4
17	Continental Air Lines, Inc.	CO	1
18	Delta Air Lines, Inc.	DL	1
19	Eastern Air Lines, Inc.	EA	1
20	Empire Airlines, Inc.	UR	3
21	Evergreen International, Inc.	EZ	3
22	Florida Express, Inc.	ZO	3
23	Flying Tiger Line, Inc.	FT	1
24	Frontier Airlines, Inc.	FL	2
25	Frontier Horizon, Inc.	FH[1]	3
26	Hawaiian Airlines, Inc.	HA	2
27	Horizon Air	QX	3
28	Jet America Airlines, Inc.	SI	4
29	Markair, Inc.	BF	3
30	Midway Airlines, Inc.	ML	2
31	Midway Express Airlines, Inc.	2M[1]	3
32	Midwest Express Airlines, Inc.	YX	3
33	Muse Air Corporation	MC	3
34	New York Air, Inc.	NY	2
35	Northern Air Cargo, Inc.	HU	4
36	Northwest Airlines, Inc.	NW	1
37	Ozark Air Lines, Inc.	OZ	2
38	Pacific Interstate Airlines	QT	3
39	Pacific Southwest Airlines, Inc.	PS	2
40	Pan American World Airways, Inc.	PA	1
41	People Express Airlines, Inc.	PE	2
42	Piedmont Aviation, Inc.	PI	2
43	Pilgrim Aviation and Airlines	PM	3
44	Reeve Aleutian Airways, Inc.	RV	3
45	Republic Airlines, Inc.	RC	1
46	Samoa Airlines, Inc.	MB	4
47	Skybus, Inc.	FW	4
48	South Pacific Island Airway	HK	4
49	Southwest Airlines Co.	WN	2
50	Sunworld International Airlines, Inc.	JK	3
51	Total Air [1]	TA	4
52	Tower Air, Inc.	FF	3
53	Transamerica Airlines, Inc.	TV	2
54	Trans Wor'd Airlines, Inc.	TW	1
55	United Air Lines, Inc.	UA	1
56	U.S. Air, Inc.	AL	1
57	Western Air Lines, Inc.	WA	1
58	World Airways, Inc.	WO	2
59	Zantop International Airlines, Inc.	VK[1]	3

* In some tabulations in this publication, information is presented by carrier groups. Data shown in Table 1 for an individual carrier appear within the carrier groups. The key numbers below indicate the carrier group for the individual carriers in the above code list:

1. Major
2. National
3. Large Regional
4. Medium Regional

[1] Unofficial code for carrier.

AIRCRAFT TYPES

December 31, 1985

Line No.	Model (1)	Manufacturer (2)	Number of engines by power type: Turbofan (3)	Turbojet (4)	Turboprop (5)	Turboshaft (6)	Piston (7)
1	A-300-B2	Airbus Industrie	2				
2	A-300-B4	Airbus Industrie	2				
3	A-310-200	Airbus Industrie	2				
4	B-707-300	Boeing		4			
5	B-707-300C	Boeing	4				
6	B-727-100	Boeing	3				
7	B-727-200	Boeing	3				
8	B-737-100/200	Boeing	2				
9	B-737-200C	Boeing	2				
10	B-737-300	Boeing	2				
11	B-747	Boeing	4				
12	B-747-200	Boeing	4				
13	B-747C/F	Boeing	4				
14	B-747SP	Boeing	4				
15	B-757-200	Boeing	2				
16	B-767-200	Boeing	2				
17	BAC-111-200	British Air Corp.	2				
18	BAC-111-400	British Air Corp.	2				
19	BAE-146-1	British Aerospace	4				
20	BAE-146-2	British Aerospace	4				
21	BAE-748	British Aerospace			2		
22	BH-99	Beechcraft			2		
23	C-411	Cessna					2
24	CV-340/440	Convair					2
25	CV-580	Convair			2		
26	CV-640	Convair			2		
27	Dash-7	de Havilland			4		
28	DC-6/6A	Douglas					4
29	DC-8-10/20/30	Douglas		4			
30	DC-8-50/F	Douglas	4				
31	DC-8-61	Douglas	4				
32	DC-8-62	Douglas	4				
33	DC-8-63/F	Douglas	4				
34	DC-8-71	Douglas	4				
35	DC-8-73	Douglas	4				
36	DC-9-10/15F	Douglas	2				
37	DC-9-30	Douglas	2				
38	DC-9-40	Douglas	2				
39	DC-9-50	Douglas	2				
40	DC-9-80	Douglas	2				
41	DC-10-10	Douglas	3				
42	DC-10-30	Douglas	3				
43	DC-10-40	Douglas	3				
44	DHC-6	de Havilland			2		
45	Embraer	Embraer		2			
46	F-27	Fairchild			2		
47	F-28-4000/600	Fairchild	2				
48	FH-227	Fairchild			2		
49	L-100-10/30	Lockheed			4		
50	L-188 A/C	Lockheed			4		
51	L-1011-100/200	Lockheed	3				
52	L-1011-500 TR	Lockheed	3				
53	Metro	Swearinger			2		
54	PA-31/34/39	Piper				2	
55	SD3-30	Shorts			2		
56	Shorts 360	Shorts			2		
57	YS-11	Nihon			2		

Note: In Table 7 an asterisk printed to the left of the aircraft designation denotes that the statistics shown relate to all cargo service.

GLOSSARY

aircraft departure. An aircraft takeoff made at an airport.

aircraft departures scheduled. The total number of departures scheduled to be made at an airport as set forth in the air carriers' published schedules.

aircraft type. A distinctive model of an aircraft as designated by the manufacturer.

airport. A landing area regularly used by aircraft for receiving or discharging passengers or cargo.

air traffic hub. Air traffic hubs are not airports; they are the cities and Standard Metropolitan Statistical Areas requiring aviation services. Communities fall into four classes as determined by each community's percentage of the total enplaned passengers in scheduled and nonscheduled service of the domestic certificated route air carriers in the 50 States, the District of Columbia, and other U.S. areas designated by the Federal Aviation Administration. Tables 3, 4, and 5 contain the type of hub for each community; "L" (large), "M" (medium), "S" (small), and "N" (non-hub).

all services. The total of scheduled and nonscheduled transport services.

carrier group. A grouping of large certificated air carriers determined by annual operating revenues as shown below:

Carrier Group	*Annual Operating Revenues*
Majors	over one billion dollars
Nationals	100 million to one billion dollars
Large regionals	10 to 100 million dollars
Meduim regionals	up to 10 million dollars

Certificate of Public Convenience and Necessity. A certificate issued to an air carrier under Section 401 of the Federal Aviation Act by Department of Transportation (DOT) authorizing the carrier to engage in air transportation.

certificated. Holding a currently valid Certificate of Public Convenience of Necessity.

certificated route air carrier. An air carrier holding a Certificate of Public Convenience and Necessity issued by DOT to conduct scheduled services. Nonscheduled or charter operations may also be conducted by these carriers.

community. A city, group of cities, or a Standard Metropolitan Statistical Area receiving scheduled air service by a certificated route air carrier.

departure. See "aircraft departure".

domestic operations. In general, operations within and between the 50 States of the United States, the District of Columbia, American Samoa, Caroline Islands, Guam Island, Johnston Island, Mariana Islands, Midway Island, Puerto Rico, U.S. Virgin Islands and Wake Island. In addition, any Canadian operations conducted on the domestic route segments of U.S. air carriers are shown as domestic operations.

enplaned passengers. The total number of revenue passengers boarding aircraft.

enplaned revenue tons of freight, express, U.S. mail, and foreign mail. The number of revenue tons of freight, express, U.S. and foreign mail loaded on an aircraft including originating and transfer tons. The tons of cargo and mail on aircraft entering a carrier's system on interchange flights are considered as enplanements at the interchange point and cargo and mail tons moving from one operation to another operation of the same carrier for which separate reports are required (reporting entity) are considered as enplaning at the junction point.

flight, extra section. A flight, conducted as an integral part of scheduled service, that has not been provided for in published schedules and is required for transportation of traffic that can not be accommodated on a regularly scheduled flight.

foreign mail. Mail transported from a point outside of the United States by U.S.-flag carriers for a foreign government.

freight. Property transported by air. (Excludes mail, express, and passenger baggage.)

FW 300-450 HP. Single engine fixed-wing aircraft types with 300 to 450 Maximum Except Takeoff horsepower.

FW Under 300 HP. Single engine fixed-wing aircraft types with less than 300 Maximum Except Takeoff horsepower.

hub type. See "air traffic hub".

hyphenated point. Basically two or more neighboring communities which, in terms of authorization shown in a carrier's Certificate of Public Convenience and Necessity, are treated as a single community.

international operations. In general, operations outside territory of the Unitied States, including operations between the United States and foreign countries.

large air traffic hub. A community enplaning 1.00 percent or more of the total enplaned passengers in all services and all operations for all communities within the 50 States, the District of Columbia, and other U.S. areas designated by the Federal Aviation Administration. Also see "air traffic hub".

large regionals. See carrier group.

majors. See carrier group.

medium space air traffic hub. A community enplaning from 0.25 to 0.99 percent of the total enplaned passengers in all services and all operations for all communities within the 50 States, the District of Columbia, and other U.S. areas designated by the Federal Aviation Administration. Also see "air traffic hub".

meduim regionals. See carrier group.

national. See carrier group.

nonhub. A community enplaning less than 0.05 percent of the total enplaned passengers in all services and all operations for all communities within the 50 States, the District of Columbia, and other U.S. areas designated by the Federal Aviation Administration. Also see "air traffic hub".

nonpriority U.S. mail. Mail transported by air on a space available basis.

nonscheduled service. Revenue flights that are not operated in regularly scheduled service such as charter flights.

offline airport. Installations maintained, or facilities used, by a certificated route air carrier for other than scheduled certificated air services.

online airport. Installations maintained, or facilities used, by a certificated route air carrier in conducting scheduled service.

other U.S. areas. Areas under U.S. jurisdiction, other than the 50 States and the District of Columbia, that are designated by the Federal Aviation Administration to be included in the base for air traffic hub classification computations.

percent of departures scheduled. The percent of the aircraft departures scheduled that were actually completed (performed) by the air carriers.

percent of enplanements. The percent that a community's enplaned passengers is of the total enplaned passengers in all services and all operations for all communities within the 50 States, the District of Columbia, and other U.S. areas designated by the Federal Aviation Administration. Also see "air traffic hub".

piston aircraft. An aircraft fitted with engines in which pistons, moving back and forth, work upon a crankshaft or other device to create rotational movement.

priority U.S. mail. Mail transported by air on a priority basis. includes air mail, and may include first class mail.

reporting entity. An operating division or segment of the air carrier, for which separate traffic reports are required to be filed.

revenue. Pertaining to transport activities for which remuneration is received by the carrier.

revenue passenger. Person receiving air transportation from an air carrier for which remuneration is received by the carrier. Air carrier employees or others receiving air transportation against whom token service charges are levied are considered nonrevenue passengers. Infants for whom a token fare is charged are not counted as passengers.

scheduled aircraft departures completed. The total number of aircraft departures actually performed pursuant to published schedules at each airport. Scheduled departures performed do not include departures of flights operated as extra sections to scheduled flights.

scheduled service. Transport service operated over an air carrier's certificated routes, based on published flight schedules, including extra sections.

small air traffic hub. A community enplaning from 0.05 to 0.24 percent of the total enplaned passengers in all services and all operations for all communities within the 50 States, the District of Columbia, and other U.S. areas designated by the Federal Aviation Administration. Also see "air traffic hub".

standard metropolitan statistical area. A county that contains at least one city of 50,000 population, or twin cities with a combined population of at least 50,000, plus any contiguous counties that are metropolitan in character and have similar economic and social relationships.

total cargo and mail. The total number of enplaned revenue tons of freight, express, U.S. mail, and foreign mail.

total departures performed in all services. The total number of aircraft takeoffs made in scheduled and nonscheduled service.

total departures performed in nonscheduled service. The total number of aircraft takeoffs made in nonscheduled service.

total departures performed in scheduled service. The total number of aircraft takeoffs made in scheduled service including extra sections.

total U.S. mail. The total number of enplaned revenue tons of priority and nonpriority U.S. mail.

turbofan aircraft. Aircraft propelled by a turbojet engine whose thrust has been increased by the addition of a low-pressure compressor (fan). The turbofan engine can have an oversized low-pressure compressor at the front with part of the flow by-passing the rest of the engine (front-fan or forward-fan) or it can have a separate fan driven by a turbine stage (aft-fan).

turbojet aircraft. Aircraft propelled by jet engines incorporating a turbine-driven air compressor to take in and compress the air for the combustion of fuel, the gases of combustion (or the heated air) being used both to rotate the turbine and to create a thrust-producing jet.

turboprop aircraft. Aircraft in which the main propulsive force is supplied by a conventional propeller driven by a gas turbine. Additional propulsive force may be supplied from the discharged turbine exhaust gas.

turboshaft helicopter. A helicopter powered by one or more gas turbine engines.

type of operation. Airport activity in domestic, international, or total (system) operations.

type of service. Airport activity in scheduled, nonscheduled, or all services.

NOTE: The terms in this Glossary are defined as they pertain to this publication.

TABLE 1.
SUMMARY OF AIRCRAFT DEPARTURES, ENPLANED REVENUE PASSENGERS, AND ENPLANED REVENUE TONS OF CARGO AND MAIL BY TYPE OF OPERATION, BY TYPE OF SERVICE, BY CARRIER GROUP, AND BY AIR CARRIER
12 MONTHS ENDING DECEMBER 31, 1985

Line No.	Carrier Group / Air Carrier / Type of Operation / Type of Service	Aircraft departures: Total performed	Aircraft departures: Scheduled	Aircraft departures: Scheduled completed	Enplaned passengers	Enplaned revenue tons: Freight	Enplaned revenue tons: Express	Enplaned revenue tons: U.S. Mail: Priority	Enplaned revenue tons: U.S. Mail: Nonpriority	Enplaned revenue tons: Foreign mail
	1	2	3	4	5	6	7	8	9	10
1	MAJORS**********									
2										
3	AMERICAN									
4	DOMESTIC----------SCHEDULED	445930	454526	445731	39155075	178472.70		47717.42	9898.35	
5	NONSCHEDULED	43			2841					
6	ALL SERVICES	445973	454526	445731	39157916	178472.70		47717.42	9898.35	
7										
8	INTERNATIONAL-----SCHEDULED	18028	18152	17958	2135068	23112.68		2116.33	14.35	
9										
10	TOTAL----------SCHEDULED	463958	472678	463589	41290143	201585.38		49833.75	9912.70	
11	NONSCHEDULED	43			2841					
12	ALL SERVICES	464001	472678	463589	41292984	201585.38		49833.75	9912.70	
13										
14	CONTINENTAL									
15	DOMESTIC----------SCHEDULED	180896	184677	179886	14585932	75020.51	378.71	66396.54	1676.79	
16	NONSCHEDULED	52			3795			48.00		
17	ALL SERVICES	180948	184677	179886	14589727	75020.51	378.71	66444.54	1676.79	
18										
19	INTERNATIONAL-----SCHEDULED	18916	18842	18521	1543785	22690.47	39.63	4225.76	12.82	515.11
20	NONSCHEDULED	10			1213					
21	ALL SERVICES	18926	18842	18521	1544998	22690.47	39.63	4225.76	12.82	515.11
22										
23	TOTAL----------SCHEDULED	199812	203519	198407	16129717	97710.98	418.34	70622.30	1689.61	515.11
24	NONSCHEDULED	62			5008			48.00		
25	ALL SERVICES	199874	203519	198407	16134725	97710.98	418.34	70670.30	1689.61	515.11
26										
27	DELTA									
28	DOMESTIC----------SCHEDULED	530310	532260	529229	38851875	214108.38		153969.72		
29	NONSCHEDULED	504			20829					
30	ALL SERVICES	530814	532260	529229	38872704	214108.38		153969.72		
31										
32	INTERNATIONAL-----SCHEDULED	6173	6154	6130	952504	13777.45		750.16		572.58
33	NONSCHEDULED	7			455					
34	ALL SERVICES	6180	6154	6130	952959	13777.45		750.16		572.58
35										
36	TOTAL----------SCHEDULED	536483	538414	535359	39804379	227885.83		154719.88		572.58
37	NONSCHEDULED	511			21284					
38	ALL SERVICES	536994	538414	535359	39825663	227885.83		154719.88		572.58
39										
40	EASTERN									
41	DOMESTIC----------SCHEDULED	526246	533595	521129	38803229	230316.81		234736.25	7191.23	
42	NONSCHEDULED	343			22493					
43	ALL SERVICES	526589	533595	521129	38825722	230316.81		234736.25	7191.23	
44										
45	INTERNATIONAL-----SCHEDULED	30289	31046	30080	2962315	31495.96		4087.60	104.89	.05
46	NONSCHEDULED	148			25311					
47	ALL SERVICES	30437	31046	30080	2987626	31495.96		4087.60	104.89	.05
48										
49	TOTAL----------SCHEDULED	556535	564641	551209	41765544	261812.77		238823.85	7296.12	.05
50	NONSCHEDULED	491			47804					
51	ALL SERVICES	557026	564641	551209	41813348	261812.77		238823.85	7296.12	.05
52										
53	FLYING TIGER									
54	DOMESTIC----------SCHEDULED	17567	20354	16577		566974.91		13142.18	4211.73	
55	NONSCHEDULED	13			1583	439.28				
56	ALL SERVICES	17580	20354	16577	1583	567414.19		13142.18	4211.73	
57										
58	INTERNATIONAL-----SCHEDULED	8530	8914	7497		537770.47		18641.67	11587.96	
59	NONSCHEDULED	38			6961	1761.91				
60	ALL SERVICES	8568	8914	7497	6961	539532.38		18641.67	11587.96	
61										
62	TOTAL----------SCHEDULED	26097	29268	24074		1104745.38		31783.85	15799.69	
63	NONSCHEDULED	51			8544	2201.19				
64	ALL SERVICES	26148	29268	24074	8544	1106946.57		31783.85	15799.69	
65										
66	NORTHWEST									
67	DOMESTIC----------SCHEDULED	164380	167212	163953	11513460	181207.23		104824.72	1823.58	627.38
68	NONSCHEDULED	157			46546	.05				
69	ALL SERVICES	164537	167212	163953	11560006	181207.28		104824.72	1823.58	627.38
70										
71	INTERNATIONAL-----SCHEDULED	16654	16478	16245	3025284	139531.58		14706.89	7906.71	2789.51
72	NONSCHEDULED	172			30713	789.66				
73	ALL SERVICES	16826	16478	16245	3055997	140321.24		14706.89	7906.71	2789.51
74										
75	TOTAL----------SCHEDULED	181034	183690	180198	14538744	320738.81		119531.61	9733.29	3416.89
76	NONSCHEDULED	329			77259	789.71				
77	ALL SERVICES	181363	183690	180198	14616003	321528.52		119531.61	9733.29	3416.89
78										
79	PAN AMERICAN									
80	DOMESTIC----------SCHEDULED	45363	53860	49042	4512514	34682.81		25230.12	287.66	63.73
81	NONSCHEDULED	85			8832					
82	ALL SERVICES	45448	53860	49042	4521346	34682.81		25230.12	287.66	63.73
83										
84	INTERNATIONAL-----SCHEDULED	76592	78717	74959	8526178	136776.41		28855.27	7948.84	11248.09
85	NONSCHEDULED	834			80622	455.4	119.14			11.91
86	ALL SERVICES	77426	78717	74959	8606800	137231.85	119.14	28855.27	7948.84	11260.00
87										
88	TOTAL----------SCHEDULED	125955	132577	124001	13038692	171459.22		54085.39	8136.50	11311.82
89	NONSCHEDULED	919			89454	455.44	119.14			11.91
90	ALL SERVICES	126874	132577	124001	13128146	171914.66	119.14	54085.39	8136.50	11323.73
91										
92	PIEDMONT									
93	DOMESTIC----------SCHEDULED	322328	325243	321452	18053305	38717.52		38834.79		
94	NONSCHEDULED	666			16675					
95	ALL SERVICES	322994	325243	321452	18069980	38717.52		38834.79		
96										
97	REPUBLIC									
98	DOMESTIC----------SCHEDULED	365998	371982	362949	17442106	63749.01	449.04	99835.58	1680.91	
99	NONSCHEDULED	327			18353					
100	ALL SERVICES	366325	371982	362949	17460459	63749.01	449.04	99835.58	1680.91	
101										
102	TRANS WORLD									
103	DOMESTIC----------SCHEDULED	200557	203824	200418	16821481	95560.78	259.56	101136.23	2243.83	1.44
104	NONSCHEDULED	52			3960					
105	ALL SERVICES	201009	203824	200418	16825441	95560.78	259.56	101136.23	2243.83	1.44
106										
107	INTERNATIONAL-----SCHEDULED	22430	22749	22205	4047344	66894.35		18055.17	4132.60	555.25
108	NONSCHEDULED	1								
109	ALL SERVICES	22431	22749	22205	4047344	66894.35		18055.17	4132.60	555.25
110										
111										
112										

TABLE 1.
SUMMARY OF AIRCRAFT DEPARTURES, ENPLANED REVENUE PASSENGERS, AND ENPLANED REVENUE TONS OF CARGO AND MAIL BY TYPE OF OPERATION, BY TYPE OF SERVICE, BY CARRIER GROUP, AND BY AIR CARRIER
12 MONTHS ENDING DECEMBER 31, 1985

Line No.	Carrier Group / Air Carrier / Type of Operation / Type of Service	Aircraft departures: Total performed	Aircraft departures: Scheduled	Aircraft departures: Scheduled completed	Enplaned passengers	Enplaned revenue tons: Freight	Enplaned revenue tons: Express	Enplaned revenue tons: U.S. Mail: Priority	Enplaned revenue tons: U.S. Mail: Nonpriority	Enplaned revenue tons: Foreign mail
	1	2	3	4	5	6	7	8	9	10
1	TRANS WORLD									
2										
3	TOTAL----------SCHEDULED	223387	226573	222623	20868825	162455.13	259.56	119191.40	6376.43	556.69
4	NONSCHEDULED	53			3960					
5	ALL SERVICES	223440	226573	222623	20872785	162455.13	259.56	119191.40	6376.43	556.69
6										
7	UNITED									
8	DOMESTIC----------SCHEDULED	480541	494908	478873	37860665	223886.04	3691.76	180846.53	26191.87	4.02
9	NONSCHEDULED	1036			59171					
10	ALL SERVICES	481577	494908	478873	37919836	223886.04	3691.76	180846.53	26191.87	4.02
11										
12	INTERNATIONAL-----SCHEDULED	1318	1355	1312	238139	6433.93	.28			428.95
13	NONSCHEDULED	1								
14	ALL SERVICES	1319	1355	1312	238139	6433.93	.28			428.95
15										
16	TOTAL----------SCHEDULED	481859	496263	480205	38098804	230319.97	3692.04	180846.53	26191.87	432.97
17	NONSCHEDULED	1037			59171					
18	ALL SERVICES	482896	496263	480205	38157975	230319.97	3692.04	180846.53	26191.87	432.97
19										
20	US AIR									
21	DOMESTIC----------SCHEDULED	351646	356528	351374	19277829	25796.30	329.39	77115.29		
22	NONSCHEDULED	3504			208765					
23	ALL SERVICES	355150	356528	351374	19486594	25796.30	329.39	77115.29		
24										
25	WESTERN									
26	DOMESTIC----------SCHEDULED	163763	166098	163037	11471596	70356.44		55293.26	52.33	
27	NONSCHEDULED	93			10316					
28	ALL SERVICES	163856	166098	163037	11481912	70356.44		55293.26	52.33	
29										
30	INTERNATIONAL-----SCHEDULED	4517	4564	4458	436137	2549.09		424.31	.60	
31										
32	TOTAL----------SCHEDULED	168280	170662	167495	11907733	72905.53		55717.57	52.93	
33	NONSCHEDULED	93			10316					
34	ALL SERVICES	168373	170662	167495	11918049	72905.53		55717.57	52.93	
35										
36	TOTAL, MAJORS									
37	DOMESTIC----------SCHEDULED	3799525	3865067	3783670	268343767	1999849.44	5108.46	1119078.63	55258.28	696.57
38	NONSCHEDULED	6875			424459	439.33		48.00		
39	ALL SERVICES	3806400	3865067	3783670	268773226	1999288.77	5108.46	1119126.63	55258.28	696.57
40										
41	INTERNATIONAL-----SCHEDULED	203447	206971	199265	23866754	981032.39	39.91	91863.16	31608.77	16109.54
42	NONSCHEDULED	1211			145275	3007.01	119.14			11.91
43	ALL SERVICES	204658	206971	199265	24012029	984039.40	159.05	91863.16	31608.77	16121.45
44										
45	TOTAL----------SCHEDULED	4003372	4072038	3982935	292215521	2979881.83	5148.37	1290941.79	86867.05	16806.11
46	NONSCHEDULED	8086			569734	3446.34	119.14	48.00		11.91
47	ALL SERVICES	4011458	4072038	3982935	292785255	2983328.17	5267.51	1290989.79	86867.05	16818.02
48										
49	NATIONALS==========									
50										
51	AIR CALIFORNIA									
52	DOMESTIC----------SCHEDULED	79023	82138	76997	4451014	4096.27	2.22	6286.13		
53	NONSCHEDULED	378			37678					
54	ALL SERVICES	79401	82138	76997	4488692	4096.27	2.22	6286.13		
55										
56	ALASKA									
57	DOMESTIC----------SCHEDULED	64302	66383	63032	3119963	31986.33		3904.60	18436.19	
58	NONSCHEDULED	82			6895					
59	ALL SERVICES	64384	66383	63032	3126858	31986.33		3904.60	18436.19	
60										
61	ALOHA									
62	DOMESTIC----------SCHEDULED	43733	43712	42506	2505769	12376.71		191.95	377.82	
63	NONSCHEDULED	5			508					
64	ALL SERVICES	43738	43712	42506	2506277	12376.71		191.95	377.82	
65										
66	INTERNATIONAL-----SCHEDULED	22	22	22	1932	64.59		24.71	5.62	
67										
68	TOTAL----------SCHEDULED	43755	43734	42528	2507701	12441.30		216.66	383.44	
69	NONSCHEDULED	5			508					
70	ALL SERVICES	43760	43734	42528	2508209	12441.30		216.66	383.44	
71										
72	BRANIFF									
73	DOMESTIC----------SCHEDULED	19330	19311	19229	1903259	3824.63	63.94	49.85		
74	NONSCHEDULED	1508			154850	1937.32				
75	ALL SERVICES	21238	19311	19229	2058109	5761.95	63.94	49.85		
76										
77	FRONTIER									
78	DOMESTIC----------SCHEDULED	128207	130396	127960	6852608	15687.82	769.06	1543.01		
79	NONSCHEDULED	752			78278					
80	ALL SERVICES	128959	130396	127960	6930886	15687.82	769.06	1543.01		
81										
82	HAWAIIAN									
83	DOMESTIC----------SCHEDULED	50429	59668	45053	3312221	13784.57		4164.49	526.04	
84	NONSCHEDULED	1427			105623					
85	ALL SERVICES	51856	59668	45353	3417844	13784.57		4164.49	526.04	
86										
87	INTERNATIONAL-----SCHEDULED	463	452	440	37411	489.27		382.39		
88										
89	TOTAL----------SCHEDULED	50892	60120	45493	3349632	14273.84		4546.88	526.04	
90	NONSCHEDULED	1427			105623					
91	ALL SERVICES	52319	60120	45493	3455255	14273.84		4546.88	526.04	
92										
93	MIDWAY									
94	DOMESTIC----------SCHEDULED	42575	43400	42564	1898673					
95	NONSCHEDULED	1737			7999					
96	ALL SERVICES	44312	43400	42564	1906672					
97										
98	NEW YORK AIR									
99	DOMESTIC----------SCHEDULED	55320	56974	54835	3475238	22.00				
100	NONSCHEDULED	29			3122					
101	ALL SERVICES	55349	56974	54835	3478360	22.00				
102										
103	OZARK									
104	DOMESTIC----------SCHEDULED	113934	115739	113557	5541452	10231.34	384.24	29724.61		
105	NONSCHEDULED	1556			60194	67.44		2.23		
106	ALL SERVICES	115490	115739	113557	5601646	10298.78	384.24	29726.84		
107										
108	PACIFIC SOUTHWEST									
109	DOMESTIC----------SCHEDULED	125629	131936	128252	9048969	12560.38		2298.71		
110	NONSCHEDULED	450			58975					
111	ALL SERVICES	130079	131936	128252	9107944	12560.38		2298.71		
112										

TABLE 1.
SUMMARY OF AIRCRAFT DEPARTURES, ENPLANED REVENUE PASSENGERS, AND ENPLANED REVENUE TONS OF CARGO AND MAIL BY TYPE OF OPERATION, BY TYPE OF SERVICE, BY CARRIER GROUP, AND BY AIR CARRIER
12 MONTHS ENDING DECEMBER 31, 1985

Line No.	Carrier Group / Air Carrier / Type of Operation / Type of Service	Aircraft departures: Total performed	Aircraft departures: Scheduled	Aircraft departures: Scheduled completed	Enplaned passengers	Enplaned revenue tons: Freight	Enplaned revenue tons: Express	Enplaned revenue tons: U.S. Mail: Priority	Enplaned revenue tons: U.S. Mail: Nonpriority	Enplaned revenue tons: Foreign mail
	1	2	3	4	5	6	7	8	9	10
1	PEOPLE EXPRESS									
2	DOMESTIC----------SCHEDULED	143514	148689	143746	14421954	19282.45				
3										
4	INTERNATIONAL-----SCHEDULED	1020	1035	1020	364718	9653.60				
5										
6	TOTAL----------SCHEDULED	144534	149724	144766	14786672	28936.05				
7										
8	SOUTHWEST									
9	DOMESTIC----------SCHEDULED	208368	210944	208368	13204000					
10	NONSCHEDULED	77			8566					
11	ALL SERVICES	208445	210944	208368	13212566					
12										
13	TRANSAMERICA									
14	DOMESTIC----------SCHEDULED	156	156	156	48123	612.40				
15	NONSCHEDULED	140			10033	668.10				
16	ALL SERVICES	296	156	156	58156	1280.50				
17										
18	WORLD									
19	DOMESTIC----------SCHEDULED	8191	8612	7957	1254219	21505.00		611.00		
20	NONSCHEDULED	27			1387	542.00				
21	ALL SERVICES	8218	8612	7957	1255606	22047.00		611.00		
22										
23	INTERNATIONAL-----SCHEDULED	1424	1484	1393	203921	3905.00		2059.00		
24	NONSCHEDULED	16			3978					
25	ALL SERVICES	1440	1484	1393	207899	3905.00		2059.00		
26										
27	TOTAL----------SCHEDULED	9615	10096	9350	1458140	25410.00		2670.00		
28	NONSCHEDULED	43			5365	542.00				
29	ALL SERVICES	9658	10096	9350	1463505	25952.00		2670.00		
30										
31	TOTAL, NATIONALS									
32	DOMESTIC----------SCHEDULED	1087111	1118058	1074212	71037462	145969.90	1219.46	48774.35	19340.05	
33	NONSCHEDULED	8568			534108	3214.86		2.23		
34	ALL SERVICES	1095679	1118058	1074212	71571570	149184.76	1219.46	48776.58	19340.05	
35										
36	INTERNATIONAL-----SCHEDULED	2529	2993	2875	607982	14112.46		2466.10	5.62	
37	NONSCHEDULED	16			3978					
38	ALL SERVICES	2545	2993	2875	611960	14112.46		2466.10	5.62	
39										
40	TOTAL----------SCHEDULED	1090640	1121051	1077087	71645444	160082.36	1219.46	51240.45	19345.67	
41	NONSCHEDULED	8584			538086	3214.86		2.23		
42	ALL SERVICES	1099224	1121051	1077087	72183530	163297.22	1219.46	51242.68	19345.67	
43										
44	LARGE REGIONALS==========									
45										
46	AIR ATLANTA									
47	DOMESTIC----------SCHEDULED	5692	6007	5691	187405	212.10	.02	1652.20		
48	NONSCHEDULED	77			3476					
49	ALL SERVICES	5769	6007	5691	190881	212.10	.02	1652.20		
50										
51	AIR WISCONSIN									
52	DOMESTIC----------SCHEDULED	57631	59419	57532	829863	800.00		520.00		
53	NONSCHEDULED	15			1018					
54	ALL SERVICES	57646	59419	57532	830881	800.00		520.00		
55										
56	AMERICA WEST									
57	DOMESTIC----------SCHEDULED	75629	76608	75274	5125599	756.56		517.94		
58	NONSCHEDULED	2			111					
59	ALL SERVICES	75631	76608	75274	5125710	756.56		517.94		
60										
61	ARROW									
62	DOMESTIC----------SCHEDULED	2178	3356	3255	499569	10829.00				
63	NONSCHEDULED	71			10543	299.90				
64	ALL SERVICES	2249	3356	3255	510112	11128.90				
65										
66	INTERNATIONAL-----SCHEDULED	313	354	313	3958	5812.00				
67	NONSCHEDULED	171			12823	1352.10				
68	ALL SERVICES	484	354	313	16781	7164.10				
69										
70	TOTAL----------SCHEDULED	3491	3710	3568	503527	16641.00				
71	NONSCHEDULED	242			23366	1652.00				
72	ALL SERVICES	3733	3710	3568	526893	18293.00				
73										
74	ASPEN									
75	DOMESTIC----------SCHEDULED	23795	24522	23348	566241	825.19				
76	NONSCHEDULED	104			1551					
77	ALL SERVICES	23899	24522	23348	567792	825.19				
78										
79	BRITT									
80	DOMESTIC----------SCHEDULED	42643	45571	42843	300270	207.18				
81										
82	CASCADE									
83	DOMESTIC----------SCHEDULED	31063	32721	30927	296774	440.23		173.20		2.91
84	NONSCHEDULED	60			2211					
85	ALL SERVICES	31123	32721	30927	298985	440.23		173.20		2.91
86										
87	EMPIRE									
88	DOMESTIC----------SCHEDULED	60406	62900	60174	1310889	526.00		151.73		
89	NONSCHEDULED	204			4350					
90	ALL SERVICES	60610	62900	60174	1315239	526.00		151.73		
91										
92	EVERGREEN									
93	DOMESTIC----------SCHEDULED	2945	3121	2945		31811.00				
94	NONSCHEDULED	206				4740.00				
95	ALL SERVICES	3151	3121	2945		36551.00				
96										
97	FLORIDA EXPRESS									
98	DOMESTIC----------SCHEDULED	18589	18710	18589	764857					
99	NONSCHEDULED	4887			205375					
100	ALL SERVICES	23476	18710	18589	970232					
101										
102	FRONTIER HORIZON									
103	DOMESTIC----------SCHEDULED	281	281	281	16155	11.10				
104										
105	HORIZON									
106	DOMESTIC----------SCHEDULED	84249	87251	84276	932446	1832.81		1071.81		
107	NONSCHEDULED	14			478					
108	ALL SERVICES	84263	87251	84276	932924	1832.81		1071.81		
109										
110										
111										
112										

TABLE 1.
SUMMARY OF AIRCRAFT DEPARTURES, ENPLANED REVENUE PASSENGERS, AND ENPLANED REVENUE TONS OF CARGO AND MAIL BY TYPE OF OPERATION, BY TYPE OF SERVICE, BY CARRIER GROUP, AND BY AIR CARRIER
12 MONTHS ENDING DECEMBER 31, 1985

Line No.	Carrier Group / Air Carrier / Type of Operation / Type of Service	Aircraft departures: Total performed	Aircraft departures: Scheduled	Aircraft departures: Scheduled completed	Enplaned passengers	Enplaned revenue tons: Freight	Enplaned revenue tons: Express	Enplaned revenue tons: U S Mail: Priority	Enplaned revenue tons: U S Mail: Nonpriority	Enplaned revenue tons: Foreign mail
	1	2	3	4	5	6	7	8	9	10
1	JET AMERICA									
2	DOMESTIC----------SCHEDULED	10017	10106	10016	774220	2564.20	180.30	40.90		
3	NONSCHEDULED	12			1388					
4	ALL SERVICES	10029	10106	10016	775608	2564.20	180.30	40.90		
5										
6	MARKAIR									
7	DOMESTIC----------SCHEDULED	14311	15469	13613	323806	20876.75		1718.50	13617.91	
8										
9	MIDWAY EXPRESS									
10	DOMESTIC----------SCHEDULED	8820	9044	8820	461410					
11	NONSCHEDULED	1			40					
12	ALL SERVICES	8821	9044	8820	461450					
13										
14	MIDWEST EXPRESS									
15	DOMESTIC----------SCHEDULED	4697	4750	4695	94281	202.00				
16	NONSCHEDULED	20			480					
17	ALL SERVICES	4717	4750	4695	94761	202.00				
18										
19	MUSE									
20	DOMESTIC----------SCHEDULED	41472	42154	41158	2043379					
21	NONSCHEDULED	3			394					
22	ALL SERVICES	41475	42154	41158	2043773					
23										
24	NORTHERN AIR									
25	DOMESTIC----------SCHEDULED	5516	4527	4479		12974.47		366.86	12724.42	
26										
27	PACIFIC INTERSTATE									
28	DOMESTIC----------SCHEDULED	128	146	128	9140					
29	NONSCHEDULED	1			86					
30	ALL SERVICES	129	146	128	9226					
31										
32	PILGRIM									
33	DOMESTIC----------SCHEDULED	38371	44123	38224	287916	60.13		82.88		
34	NONSCHEDULED	29			794					
35	ALL SERVICES	38400	44123	38224	288710	60.13		82.88		
36										
37	REEVE									
38	DOMESTIC----------SCHEDULED	2878	3115	2866	50115	1631.48		3655.92		
39	NONSCHEDULED	679			10197	869.15		26.95		
40	ALL SERVICES	3557	3115	2866	60312	2500.63		3682.87		
41										
42	SUNWORLD									
43	DOMESTIC----------SCHEDULED	11465	11594	11442	458321		14.00	57.00	62.00	
44										
45	TOWER									
46	INTERNATIONAL-----SCHEDULED	423	423	423	96684			20.00		29.00
47	NONSCHEDULED	201			68043					
48	ALL SERVICES	624	423	423	164727			20.00		29.00
49										
50	ZANTOP									
51	DOMESTIC----------SCHEDULED	15332	9860	9838		135950.00				
52	NONSCHEDULED	98				823.00				
53	ALL SERVICES	15430	9860	9838		136773.00				
54										
55	TOTAL, LARGE REGIONALS									
56	DOMESTIC----------SCHEDULED	563308	575375	550414	15332656	222510.20	194.32	10008.94	26404.33	2.91
57	NONSCHEDULED	6483			242492	6732.05		26.95		
58	ALL SERVICES	569791	575375	550414	15575148	229242.25	194.32	10035.89	26404.33	2.91
59										
60	INTERNATIONAL-----SCHEDULED	736	777	736	100642	5812.00		20.00		29.00
61	NONSCHEDULED	372			80866	1352.10				
62	ALL SERVICES	1108	777	736	181508	7164.10		20.00		29.00
63										
64	TOTAL----------SCHEDULED	564044	576152	551150	15433298	228222.20	194.32	10028.94	26404.33	31.91
65	NONSCHEDULED	6855			323358	8084.15		26.95		
66	ALL SERVICES	570899	576152	551150	15756656	236406.35	194.32	10055.89	26404.33	31.91
67										
68	MEDIUM REGIONALS==========									
69										
70	AIRPAC									
71	DOMESTIC----------SCHEDULED	3281	3757	3247	50939	671.29				
72	NONSCHEDULED	18			423	4.00				
73	ALL SERVICES	3299	3757	3247	51362	675.29				
74										
75	ALL STAR									
76	DOMESTIC----------SCHEDULED	443	443	443	29237					
77	NONSCHEDULED	143			6375					
78	ALL SERVICES	586	443	443	35612					
79										
80	BEST									
81	DOMESTIC----------SCHEDULED	2451	2455	2451	47223					
82										
83	CHALLENGE									
84	INTERNATIONAL-----SCHEDULED	3272	3272	3272	113520	12496.00		136.00		
85	NONSCHEDULED	46			3104	47.00				
86	ALL SERVICES	3318	3272	3272	116624	12543.00		136.00		
87										
88	SAMOA									
89	INTERNATIONAL-----SCHEDULED	98	96	96	6598	126.00				
90	NONSCHEDULED	62			4905	49.00				
91	ALL SERVICES	160	96	96	11503	175.00				
92										
93	SKYBUS									
94	DOMESTIC----------SCHEDULED	213	213	213	14582					
95										
96	SOUTH PACIFIC									
97	INTERNATIONAL-----SCHEDULED	5072	5036	5026	71167	154.00		116.00		
98	NONSCHEDULED	2			300					
99	ALL SERVICES	5074	5036	5026	71467	154.00		116.00		
100										
101	TOTAL									
102	DOMESTIC----------SCHEDULED	34	34	34	8887					
103	NONSCHEDULED	101			25417	22.00				
104	ALL SERVICES	135	34	34	34304	22.00				
105										
106	TOTAL, MEDIUM REGIONALS									
107	DOMESTIC----------SCHEDULED	6422	6902	6388	150868	671.29				
108	NONSCHEDULED	262			32215	26.00				
109	ALL SERVICES	6684	6902	6388	183083	697.29				
110										
111										
112										

TABLE 1.
SUMMARY OF AIRCRAFT DEPARTURES, ENPLANED REVENUE PASSENGERS, AND ENPLANED REVENUE TONS OF CARGO AND MAIL BY TYPE OF OPERATION, BY TYPE OF SERVICE, BY CARRIER GROUP, AND BY AIR CARRIER
12 MONTHS ENDING DECEMBER 31, 1985

Line No.	Carrier Group / Air Carrier / Type of Operation / Type of Service	Aircraft departures: Total performed	Aircraft departures: Scheduled	Aircraft departures: Scheduled completed	Enplaned passengers	Enplaned revenue tons: Freight	Enplaned revenue tons: Express	Enplaned revenue tons: U.S. Mail: Priority	Enplaned revenue tons: U.S. Mail: Nonpriority	Enplaned revenue tons: Foreign mail
	1	2	3	4	5	6	7	8	9	10
1	TOTAL, MEDIUM REGIONALS									
2										
3	INTERNATIONAL-----SCHEDULED	8442	8404	8394	191285	12776.00		252.00		
4	NONSCHEDULED	110			8309	96.00				
5	ALL SERVICES	8552	8404	8394	199594	12872.00		252.00		
6										
7	TOTAL----------SCHEDULED	14864	15306	14782	342153	13447.29		252.00		
8	NONSCHEDULED	372			40524	122.00				
9	ALL SERVICES	15236	15306	14782	382677	13569.29		252.00		
10										
11	OVER-ALL TOTAL, ALL CARRIERS									
12	DOMESTIC----------SCHEDULED	5456766	5565402	5414684	354869753	2368000.83	6522.24	1257861.92	101002.66	699.48
13	NONSCHEDULED	22188			1233274	10412.24		77.18		
14	ALL SERVICES	5478554	5565402	5414684	356103027	2378413.07	6522.24	1257939.10	101002.66	699.48
15										
16	INTERNATIONAL-----SCHEDULED	215554	219145	211270	24766663	1013732.85	39.91	94601.26	31614.39	16138.54
17	NONSCHEDULED	1709			238428	4455.11	119.14			11.91
18	ALL SERVICES	217263	219145	211270	25005091	1018187.96	159.05	94601.26	31614.39	16150.45
19										
20	TOTAL----------SCHEDULED	5672320	5784547	5625954	379636416	3381733.68	6562.15	1352463.18	132617.05	16838.02
21	NONSCHEDULED	23857			1471702	14867.35	119.14	77.18		11.91
22	ALL SERVICES	5696217	5784547	5625954	381108118	3396601.03	6681.29	1352540.36	132617.05	16849.93

TABLE 2.
SUMMARY OF AIRCRAFT DEPARTURES, ENPLANED REVENUE PASSENGERS, AND ENPLANED REVENUE TONS OF CARGO AND MAIL BY TYPE OF OPERATION, BY TYPE OF SERVICE, AND BY STATE AND COUNTRY
12 MONTHS ENDING DECEMBER 31, 1986

Line No.	State or Country / Type of Operation / Type of Service	Aircraft departures: Total performed	Aircraft departures: Scheduled	Aircraft departures: Scheduled completed	Enplaned passengers	Enplaned revenue tons: Freight	Enplaned revenue tons: Express	Enplaned revenue tons: US Mail: Priority	Enplaned revenue tons: US Mail: Nonpriority	Enplaned revenue tons: Foreign mail
	1	2	3	4	5	6	7	8	9	10
1	50 U. S. STATES									
3	ALABAMA									
4	DOMESTIC--------SCHEDULED	33495	33946	33233	1456027	2642.81	25.66	2094.38	27.18	
5	NONSCHEDULED	272			11339					
6	ALL SERVICES	33767	33946	33233	1467366	2642.81	25.66	2094.38	27.18	
8	ALASKA									
9	DOMESTIC--------SCHEDULED	60555	61836	57659	1987219	217195.29	2.47	15390.60	39310.03	58.78
10	NONSCHEDULED	713			11500	873.15		26.95		
11	ALL SERVICES	61268	61836	57659	1998719	218068.44	2.47	15417.55	39310.03	58.78
13	INTERNATIONAL---SCHEDULED	1680	1418	1282	2978	63411.94		4472.47	1424.44	42.72
14	NONSCHEDULED	25				23.45				
15	ALL SERVICES	1705	1418	1282	2978	63435.39		4472.47	1424.44	42.72
17	TOTAL----------SCHEDULED	62235	63254	58941	1990197	280607.23	2.47	19863.07	40734.47	101.50
18	NONSCHEDULED	738			11500	896.60		26.95		
19	ALL SERVICES	62973	63254	58941	2001697	281503.83	2.47	19890.02	40734.47	101.50
21	ARIZONA									
22	DOMESTIC--------SCHEDULED	119924	121156	119560	7890058	11894.34	125.81	13983.34	267.30	
23	NONSCHEDULED	307			10787	490.28		17.50		
24	ALL SERVICES	120231	121156	119560	7900845	12384.62	125.81	14000.94	267.30	
26	INTERNATIONAL---SCHEDULED	66	66	65	3653	.38				
28	TOTAL----------SCHEDULED	119990	121222	119625	7893711	11894.72	125.81	13983.34	267.30	
29	NONSCHEDULED	307			10787	490.28		17.50		
30	ALL SERVICES	120297	121222	119625	7904498	12385.00	125.81	14000.94	267.30	
32	ARKANSAS									
33	DOMESTIC--------SCHEDULED	12110	12213	12071	729626	888.46	5.42	2537.51	2.07	
34	NONSCHEDULED	5			31					
35	ALL SERVICES	12115	12213	12071	729657	888.46	5.42	2537.51	2.07	
37	CALIFORNIA									
38	DOMESTIC--------SCHEDULED	523061	535248	518772	41988529	409369.51	1502.63	126319.74	9425.96	72.05
39	NONSCHEDULED	1610			131376	1481.24		19.00		
40	ALL SERVICES	524671	535248	518772	42119905	410850.75	1502.63	126338.74	9425.96	72.05
42	INTERNATIONAL---SCHEDULED	5202	5282	5124	849438	13420.28		4231.05	711.23	49.37
43	NONSCHEDULED	72			9623	422.54				
44	ALL SERVICES	5274	5282	5124	859061	13842.82		4231.05	711.23	49.37
46	TOTAL----------SCHEDULED	528263	540530	523896	42837967	422789.79	1502.63	130550.79	10137.19	121.42
47	NONSCHEDULED	1682			140999	1903.78		19.00		
48	ALL SERVICES	529945	540530	523896	42978966	424693.57	1502.63	130569.79	10137.19	121.42
50	COLORADO									
51	DOMESTIC--------SCHEDULED	198736	203285	197831	14802249	48849.27	697.15	49934.80	1522.43	
52	NONSCHEDULED	326			10077	347.76		11.50		
53	ALL SERVICES	199062	203285	197831	14812326	49197.03	697.15	49946.30	1522.43	
55	INTERNATIONAL---SCHEDULED	1	1	1	110					
57	TOTAL----------SCHEDULED	198737	203286	197832	14802359	48849.27	697.15	49934.80	1522.43	
58	NONSCHEDULED	326			10077	347.76		11.50		
59	ALL SERVICES	199063	203286	197832	14812436	49197.03	697.15	49946.30	1522.43	
61	CONNECTICUT									
62	DOMESTIC--------SCHEDULED	49260	53110	49139	1807820	4904.19	21.59	5799.72	1436.19	
63	NONSCHEDULED	66			1573					
64	ALL SERVICES	49326	53110	49139	1809393	4904.19	21.59	5799.72	1436.19	
66	INTERNATIONAL---SCHEDULED	18								
68	TOTAL----------SCHEDULED	49278	53110	49139	1807820	4904.19	21.59	5799.72	1436.19	
69	NONSCHEDULED	66			1573					
70	ALL SERVICES	49344	53110	49139	1809393	4904.19	21.59	5799.72	1436.19	
72	DELAWARE									
73	DOMESTIC--------SCHEDULED	605	644	604	5605	3.03		.88		
75	DIST. OF COL									
76	DOMESTIC--------SCHEDULED	127905	130004	126389	8823404	23562.58	36.94	42826.26	3994.44	
77	NONSCHEDULED	148			4485					
78	ALL SERVICES	128053	130004	126389	8827889	23562.58	36.94	42826.26	3994.44	
80	INTERNATIONAL---SCHEDULED	1123	1149	1119	187560	3056.85		2233.56		
81	NONSCHEDULED	1			134					
82	ALL SERVICES	1124	1149	1119	187694	3056.85		2233.56		
84	TOTAL----------SCHEDULED	129028	131153	127508	9010964	26619.43	36.94	45059.82	3994.44	
85	NONSCHEDULED	149			4619					
86	ALL SERVICES	129177	131153	127508	9015583	26619.43	36.94	45059.82	3994.44	
88	FLORIDA									
89	DOMESTIC--------SCHEDULED	310464	315637	309346	23526787	110679.55	79.82	56366.24	2051.40	47.01
90	NONSCHEDULED	5389			301184	184.80				
91	ALL SERVICES	315853	315637	309346	23827971	110864.35	79.82	56366.24	2051.40	47.01
93	INTERNATIONAL---SCHEDULED	13592	13985	13482	1522673	33213.13		4144.73	393.55	273.03
94	NONSCHEDULED	255			27033	987.20				
95	ALL SERVICES	13847	13985	13482	1549706	34200.33		4144.73	393.55	273.03
97	TOTAL----------SCHEDULED	324056	329622	322828	25049460	143892.68	79.82	60510.97	2444.95	320.04
98	NONSCHEDULED	5644			328217	1172.00				
99	ALL SERVICES	329700	329622	322828	25377677	145064.68	79.82	60510.97	2444.95	320.04
101	GEORGIA									
102	DOMESTIC--------SCHEDULED	293630	296998	292535	20978944	159274.06	41.59	123012.25	633.85	
103	NONSCHEDULED	544			13447	4482.45				
104	ALL SERVICES	294174	296998	292535	20992391	163756.51	41.59	123012.25	633.85	
106	INTERNATIONAL---SCHEDULED	2613	2629	2595	360974	4323.30		725.65	.05	
107	NONSCHEDULED	8			423					
108	ALL SERVICES	2621	2629	2595	361397	4323.30		725.65	.05	

TABLE 2.
SUMMARY OF AIRCRAFT DEPARTURES, ENPLANED REVENUE PASSENGERS, AND ENPLANED REVENUE TONS OF CARGO AND MAIL BY TYPE OF OPERATION, BY TYPE OF SERVICE, AND BY STATE AND COUNTRY
12 MONTHS ENDING DECEMBER 31, 1965

Line No.	State or Country / Type of Operation / Type of Service	Aircraft departures: Total performed	Aircraft departures: Scheduled	Aircraft departures: Scheduled completed	Enplaned passengers	Enplaned revenue tons: Freight	Enplaned revenue tons: Express	Enplaned revenue tons: U.S. Mail: Priority	Enplaned revenue tons: U.S. Mail: Nonpriority	Enplaned revenue tons: Foreign mail
	1	2	3	4	5	6	7	8	9	10
1	GEORGIA									
2										
3	TOTAL----------SCHEDULED	298243	299627	295130	21339918	163597.36	41.59	123737.90	633.90	
4	NONSCHEDULED	552			13870	4482.45				
5	ALL SERVICES	298795	299627	295130	21353788	168079.81	41.59	123737.90	633.90	
6										
7	HAWAII									
8	DOMESTIC--------SCHEDULED	111425	121422	105111	8983763	90526.08	37.61	12114.18	2134.37	20.08
9	NONSCHEDULED	1502			116128	472.50				
10	ALL SERVICES	112927	121422	105111	9099891	90998.58	37.61	12114.18	2134.37	20.08
11										
12	INTERNATIONAL---SCHEDULED	2598	2586	2545	466829	12312.07	9.94	4632.84	281.73	1.01
13	NONSCHEDULED	36			3915	33.00				
14	ALL SERVICES	2634	2586	2545	470744	12345.07	9.94	4632.84	281.73	1.01
15										
16	TOTAL----------SCHEDULED	114023	124008	107656	9450592	102838.15	47.55	16747.02	2416.10	21.09
17	NONSCHEDULED	1538			120043	505.90				
18	ALL SERVICES	115561	124008	107656	9570635	103344.05	47.55	16747.02	2416.10	21.09
19										
20	IDAHO									
21	DOMESTIC--------SCHEDULED	32572	33742	32393	609598	917.67	8.37	1808.78	98.43	
22	NONSCHEDULED	24			1173					
23	ALL SERVICES	32596	33742	32393	610771	917.67	8.37	1808.78	98.43	
24										
25	ILLINOIS									
26	DOMESTIC--------SCHEDULED	346562	357334	345924	22980919	286767.45	1333.34	102591.02	7328.30	40.05
27	NONSCHEDULED	1278			45344	88.01				
28	ALL SERVICES	346840	357334	345924	23026263	286855.46	1333.34	102591.02	7328.30	40.05
29										
30	INTERNATIONAL---SCHEDULED	1524	1541	1515	259032	3335.15		1469.98	10.67	14.20
31	NONSCHEDULED	4				311.30				
32	ALL SERVICES	1528	1541	1515	259032	3646.45		1469.98	10.67	14.20
33										
34	TOTAL----------SCHEDULED	348486	358875	347439	23239951	290102.60	1333.34	104061.00	7338.97	54.25
35	NONSCHEDULED	1282			45344	399.31				
36	ALL SERVICES	349768	358875	347439	23285295	290501.91	1333.34	104061.00	7338.97	54.25
37										
38	INDIANA									
39	DOMESTIC--------SCHEDULED	63473	64680	62878	2382549	10152.62	33.23	10119.21	67.86	
40	NONSCHEDULED	271			11845	2.75				
41	ALL SERVICES	63744	64680	62878	2394394	10155.37	33.23	10119.21	67.86	
42										
43	INTERNATIONAL---SCHEDULED	3								
44										
45	TOTAL----------SCHEDULED	63476	64680	62878	2382549	10152.62	33.23	10119.21	67.86	
46	NONSCHEDULED	271			11845	2.75				
47	ALL SERVICES	63747	64680	62978	2394394	10155.37	33.23	10119.21	67.86	
48										
49	IOWA									
50	DOMESTIC--------SCHEDULED	26321	26848	26239	945529	966.30	38.55	6215.11	6.66	
51	NONSCHEDULED	109			7006					
52	ALL SERVICES	26430	26848	26239	952535	966.30	38.55	6215.11	6.66	
53										
54	KANSAS									
55	DOMESTIC--------SCHEDULED	11710	11933	11646	589913	732.39	14.69	2660.17	3.39	
56	NONSCHEDULED	72			71					
57	ALL SERVICES	11782	11933	11646	589984	732.39	14.69	2660.17	3.39	
58										
59	KENTUCKY									
60	DOMESTIC--------SCHEDULED	33394	33822	33261	1207601	2322.26	13.74	6303.15	37.38	
61	NONSCHEDULED	232			10487					
62	ALL SERVICES	33626	33822	33261	1218088	2322.26	13.74	6303.15	37.38	
63										
64	LOUISIANA									
65	DOMESTIC--------SCHEDULED	61511	62429	61231	3665604	7566.99	3.53	8716.78	46.67	
66	NONSCHEDULED	235			9555					
67	ALL SERVICES	61746	62429	61231	3675159	7566.99	3.53	8716.78	46.67	
68										
69	INTERNATIONAL---SCHEDULED	371	423	368	29669	52.08		1.60		
70										
71	TOTAL----------SCHEDULED	61882	62852	61599	3695273	7619.07	3.53	8718.38	46.67	
72	NONSCHEDULED	235			9555					
73	ALL SERVICES	62117	62852	61599	3704828	7619.07	3.53	8718.38	46.67	
74										
75	MAINE									
76	DOMESTIC--------SCHEDULED	6895	6983	6870	573663	2835.06	.16	346.30	7.61	
77										
78	INTERNATIONAL---SCHEDULED	24			76	.33				
79	NONSCHEDULED	22			3331					
80	ALL SERVICES	46			3407	.33				
81										
82	TOTAL----------SCHEDULED	6919	6983	6870	573739	2835.39	.16	346.30	7.61	
83	NONSCHEDULED	22			3331					
84	ALL SERVICES	6941	6983	6870	577070	2835.39	.16	346.30	7.61	
85										
86	MARYLAND									
87	DOMESTIC--------SCHEDULED	58499	58990	58069	3313684	13279.56	31.23	15958.98	849.55	
88	NONSCHEDULED	141			4844	100.12				
89	ALL SERVICES	58640	58990	58069	3318528	13379.68	31.23	15958.98	849.55	
90										
91	INTERNATIONAL---SCHEDULED	699	718	684	89332	1148.20		1307.87		
92	NONSCHEDULED	6			748					
93	ALL SERVICES	705	718	684	90080	1148.20		1307.87		
94										
95	TOTAL----------SCHEDULED	59198	59708	58753	3403016	14427.76	31.23	17266.85	849.55	
96	NONSCHEDULED	147			5592	100.12				
97	ALL SERVICES	59345	59708	58753	3408608	14527.88	31.23	17266.85	849.55	
98										
99	MASSACHUSETTS									
100	DOMESTIC--------SCHEDULED	95425	100796	98182	8715937	76400.93	65.83	25748.74	1401.13	115.16
101	NONSCHEDULED	557			23381	142.00				
102	ALL SERVICES	95982	100796	98182	8739318	76542.93	65.83	25748.74	1401.13	115.16
103										
104	INTERNATIONAL---SCHEDULED	2001	1983	1966	401982	8889.07		1410.21	64.01	.58
105	NONSCHEDULED	1								
106	ALL SERVICES	2002	1983	1966	401982	8889.07		1410.21	64.01	.58
107										
108	TOTAL----------SCHEDULED	101426	102779	100148	9117919	85290.00	65.83	31158.95	1465.14	115.74
109	NONSCHEDULED	558			23381	142.00				
110	ALL SERVICES	101984	102779	100148	9141300	85432.00	65.83	31158.95	1465.14	115.74
111										
112										

TABLE 2.
SUMMARY OF AIRCRAFT DEPARTURES, ENPLANED REVENUE PASSENGERS, AND ENPLANED REVENUE TONS OF CARGO AND MAIL BY TYPE OF OPERATION, BY TYPE OF SERVICE, AND BY STATE AND COUNTRY
12 MONTHS ENDING DECEMBER 31, 1985

Line No.	State or Country, Type of Operation, Type of Service	Aircraft departures: Total performed	Aircraft departures: Scheduled	Aircraft departures: Scheduled completed	Enplaned passengers	Enplaned revenue tons: Freight	Enplaned revenue tons: Express	Enplaned revenue tons: US Mail: Priority	Enplaned revenue tons: US Mail: Nonpriority	Enplaned revenue tons: Foreign mail
	1	2	3	4	5	6	7	8	9	10
1	MICHIGAN									
3	DOMESTIC--------SCHEDULED	155182	155092	151290	8245811	88223.11	140.99	36854.70	505.08	
4	NONSCHEDULED	433			15675	823.00				
5	ALL SERVICES	155615	155092	151290	8261486	89046.11	140.99	36854.70	505.08	
7	INTERNATIONAL---SCHEDULED	133	133	130	16127	703.40		121.09		
9	TOTAL----------SCHEDULED	155315	155225	151420	8261938	89926.51	140.99	36975.79	505.08	
10	NONSCHEDULED	433			15675	823.00				
11	ALL SERVICES	155748	155225	151420	8277613	89749.51	140.99	36975.79	505.08	
13	MINNESOTA									
14	DOMESTIC--------SCHEDULED	121645	124127	121099	7419813	47516.62	87.08	52610.66	369.61	294.32
15	NONSCHEDULED	510			40906	.14				
16	ALL SERVICES	122155	124127	121099	7460719	47516.76	87.08	52610.66	369.61	294.32
18	INTERNATIONAL---SCHEDULED	314	307	306	83533	948.79		90.81		.02
20	TOTAL----------SCHEDULED	121959	124434	121405	7503346	48465.41	87.08	52701.47	369.61	294.34
21	NONSCHEDULED	510			40906	.14				
22	ALL SERVICES	122469	124434	121405	7544252	48465.55	87.08	52701.47	369.61	294.34
24	MISSISSIPPI									
25	DOMESTIC--------SCHEDULED	12525	12805	12459	420554	1146.58	2.37	1684.24	5.55	
26	NONSCHEDULED	2			141					
27	ALL SERVICES	12527	12805	12459	420695	1146.58	2.37	1684.24	5.55	
29	MISSOURI									
30	DOMESTIC--------SCHEDULED	208056	210119	206151	13045628	46398.57	269.62	73929.12	1194.76	
31	NONSCHEDULED	558			28661	99.78		2.23		
32	ALL SERVICES	209614	210119	206151	13074289	46498.35	269.62	73931.35	1194.76	
34	INTERNATIONAL---SCHEDULED	633	661	633	96223	871.33		276.10		
36	TOTAL----------SCHEDULED	208689	210780	206784	13141851	47269.90	269.62	74205.22	1194.76	
37	NONSCHEDULED	558			28661	99.78		2.23		
38	ALL SERVICES	209647	210780	206784	13170512	47369.68	269.62	74207.45	1194.76	
40	MONTANA									
41	DOMESTIC--------SCHEDULED	27281	27782	27209	752287	1088.99	12.16	2810.57	.63	
42	NONSCHEDULED	1			34					
43	ALL SERVICES	27282	27782	27209	752321	1088.99	12.16	2810.57	.63	
45	NEBRASKA									
46	DOMESTIC--------SCHEDULED	25447	25825	25215	1219519	1410.79	51.17	7837.83	18.34	
47	NONSCHEDULED	30			1393	2.37				
48	ALL SERVICES	25477	25825	25215	1220912	1413.16	51.17	7837.83	18.34	
50	NEVADA									
51	DOMESTIC--------SCHEDULED	79485	80579	78646	5764650	5378.19	86.38	4225.65	59.21	
52	NONSCHEDULED	805			111175					
53	ALL SERVICES	80290	80579	78646	5875825	5378.19	86.38	4225.65	59.21	
55	INTERNATIONAL---SCHEDULED	1								
57	TOTAL----------SCHEDULED	79486	80579	78646	5764650	5378.19	86.38	4225.65	59.21	
58	NONSCHEDULED	805			111175					
59	ALL SERVICES	80291	80579	78646	5875825	5378.19	86.38	4225.65	59.21	
61	NEW HAMPSHIRE									
62	DOMESTIC--------SCHEDULED	1495	1631	1493	23800	13.96	.18	1.69		
63	NONSCHEDULED	1			44					
64	ALL SERVICES	1496	1631	1493	23844	13.96	.18	1.69		
66	NEW JERSEY									
67	DOMESTIC--------SCHEDULED	145904	148633	144511	14036360	60705.63	112.63	21167.34	3006.23	
68	NONSCHEDULED	120			5280	182.00				
69	ALL SERVICES	146024	148633	144511	14041640	60887.63	112.63	21167.34	3006.23	
71	INTERNATIONAL---SCHEDULED	863	877	862	243618	3729.86		91.24	14.65	
73	TOTAL----------SCHEDULED	146767	149510	145373	14279978	64435.49	112.63	21258.58	3020.88	
74	NONSCHEDULED	120			5280	182.00				
75	ALL SERVICES	146887	149510	145373	14285258	64617.49	112.63	21258.58	3020.88	
77	NEW MEXICO									
78	DOMESTIC--------SCHEDULED	32898	33075	32820	1902039	1053.36	42.00	4963.82	.21	
79	NONSCHEDULED	11			1055					
80	ALL SERVICES	32909	33075	32820	1903094	1053.36	42.00	4963.82	.21	
82	NEW YORK									
83	DOMESTIC--------SCHEDULED	318490	328425	315636	21583830	190206.42	171.61	88569.11	10439.26	7.02
84	NONSCHEDULED	858			36826	3.60				
85	ALL SERVICES	319348	328425	315636	21620656	190210.02	171.61	88569.11	10439.26	7.02
87	INTERNATIONAL---SCHEDULED	17502	18084	17362	3507982	50481.47		26850.02	4117.14	10.26
88	NONSCHEDULED	214			71024	879.64				
89	ALL SERVICES	17716	18084	17362	3579006	51361.11		26850.02	4117.14	10.26
91	TOTAL----------SCHEDULED	335992	346509	332998	25091812	240687.89	171.61	115419.13	14556.40	17.28
92	NONSCHEDULED	1072			107850	883.24				
93	ALL SERVICES	337064	346509	332998	25199662	241571.13	171.61	115419.13	14556.40	17.28
95	NORTH CAROLINA									
96	DOMESTIC--------SCHEDULED	157049	158799	156339	8200675	25638.43	13.39	22294.55	17.01	
97	NONSCHEDULED	353			8094					
98	ALL SERVICES	157402	158799	156339	8208769	25638.43	13.39	22294.55	17.01	
100	INTERNATIONAL---SCHEDULED	2			134					
102	TOTAL----------SCHEDULED	157051	158799	156339	8200809	25638.43	13.39	22294.55	17.01	
103	NONSCHEDULED	353			8094					
104	ALL SERVICES	151404	158799	156339	8208903	25638.43	13.39	22294.55	17.01	
106	NORTH DAKOTA									
107	DOMESTIC--------SCHEDULED	13365	13517	13244	468086	555.96	2.48	1318.69	7.72	
108	NONSCHEDULED	1			48					
109	ALL SERVICES	13366	13517	13244	468134	555.96	2.48	1318.69	7.72	

TABLE 2.
SUMMARY OF AIRCRAFT DEPARTURES, ENPLANED REVENUE PASSENGERS, AND ENPLANED REVENUE TONS OF CARGO AND MAIL BY TYPE OF OPERATION, BY TYPE OF SERVICE, AND BY STATE AND COUNTRY
12 MONTHS ENDING DECEMBER 31, 1985

Line No.	State or Country Type of Operation Type of Service	Aircraft departures: Total performed	Aircraft departures: Scheduled	Aircraft departures: Scheduled completed	Enplaned passengers	Enplaned revenue tons: Freight	Enplaned revenue tons: Express	Enplaned revenue tons: U.S. Mail: Priority	Enplaned revenue tons: U.S. Mail: Nonpriority	Enplaned revenue tons: Foreign mail
	1	2	3	4	5	6	7	8	9	10
1	NORTH DAKOTA									
4	OHIO									
5	DOMESTIC--------SCHEDULED	159702	161856	159008	8689638	26093.62	214.97	30917.64	73.75	1.72
6	NONSCHEDULED	1033			37802	67.61				
7	ALL SERVICES	160735	161856	159008	8727440	26161.23	214.97	30917.64	73.75	1.72
9	OKLAHOMA									
10	DOMESTIC--------SCHEDULED	50553	51059	50245	2858956	4445.55	40.20	9569.62	24.01	
11	NONSCHEDULED	63			3043					
12	ALL SERVICES	50616	51059	50245	2861999	4445.55	40.20	9569.62	24.01	
14	OREGON									
15	DOMESTIC--------SCHEDULED	75995	78093	75520	2884149	15035.36	109.07	8911.60	245.10	
16	NONSCHEDULED	82			7431					
17	ALL SERVICES	76077	78093	75520	2891580	15035.36	109.07	8911.60	245.10	
19	INTERNATIONAL---SCHEDULED	55	47	47	7561	108.13	.28	14.43		27.49
21	TOTAL----------SCHEDULED	76050	78140	75567	2891710	15143.49	109.35	8926.03	245.10	27.49
22	NONSCHEDULED	82			7431					
23	ALL SERVICES	76132	78140	75567	2899141	15143.49	109.35	8926.03	245.10	27.49
25	PENNSYLVANIA									
26	DOMESTIC--------SCHEDULED	197033	199283	196329	12339627	45728.29	227.16	68148.12	3668.31	1.17
27	NONSCHEDULED	607			48206	31.89				
28	ALL SERVICES	197640	199283	196329	12357833	45760.18	227.16	68148.12	3668.31	1.17
30	INTERNATIONAL---SCHEDULED	597	591	584	61422	630.49		293.75		
32	TOTAL----------SCHEDULED	197630	199874	196913	12371049	46358.78	227.16	68441.87	3668.31	1.17
33	NONSCHEDULED	607			48206	31.89				
34	ALL SERVICES	198437	199874	196913	12419255	46390.67	227.16	68441.87	3668.31	1.17
36	RHODE ISLAND									
37	DOMESTIC--------SCHEDULED	10558	10986	10538	550627	506.37	2.48	1100.42	.03	
38	NONSCHEDULED	55			2913					
39	ALL SERVICES	10653	10986	10538	553540	506.37	2.48	1100.42	.03	
41	SOUTH CAROLINA									
42	DOMESTIC--------SCHEDULED	34582	34988	34389	1634321	1835.07	2.17	3994.18	.12	
43	NONSCHEDULED	47			1359					
44	ALL SERVICES	34629	34988	34389	1635680	1835.07	2.17	3994.18	.12	
46	INTERNATIONAL---SCHEDULED	1	1	1	138					
48	TOTAL----------SCHEDULED	34583	34989	34390	1634459	1835.07	2.17	3994.18	.12	
49	NONSCHEDULED	47			1359					
50	ALL SERVICES	34630	34989	34390	1635818	1835.07	2.17	3994.18	.12	
52	SOUTH DAKOTA									
53	DOMESTIC--------SCHEDULED	13738	14056	13652	393281	793.96	16.18	2156.46	12.33	
54	NONSCHEDULED	31			2253					
55	ALL SERVICES	13769	14056	13652	395534	793.96	16.18	2156.46	12.33	
57	TENNESSEE									
58	DOMESTIC--------SCHEDULED	126351	127605	125475	5652098	22741.52	75.28	25740.71	302.11	
59	NONSCHEDULED	281			11777					
60	ALL SERVICES	126632	127605	125475	5663875	22741.52	75.28	25740.71	302.11	
62	TEXAS									
63	DOMESTIC--------SCHEDULED	521513	528672	520374	38084363	152742.26	480.72	86567.68	2602.50	
64	NONSCHEDULED	949			68249	350.99				
65	ALL SERVICES	522462	528672	520374	38152612	153093.25	480.72	86567.68	2602.50	
67	INTERNATIONAL---SCHEDULED	7171	7292	7108	759202	6615.69	1.47	963.91	.72	
68	NONSCHEDULED	10			1213					
69	ALL SERVICES	7181	7292	7108	760415	6615.69	1.47	963.91	.72	
71	TOTAL----------SCHEDULED	528684	535964	527482	38843565	159357.95	482.19	87531.59	2603.22	
72	NONSCHEDULED	959			69462	350.99				
73	ALL SERVICES	529643	535964	527482	38913027	159708.94	482.19	87531.59	2603.22	
75	UTAH									
76	DOMESTIC--------SCHEDULED	57457	58210	57269	4114592	16605.76	55.41	18297.68	7.65	
77	NONSCHEDULED	202			22396					
78	ALL SERVICES	57659	58210	57269	4136988	16605.76	55.41	18297.68	7.65	
80	INTERNATIONAL---SCHEDULED	1	1	1	247					
82	TOTAL----------SCHEDULED	57458	58211	57270	4114839	16605.76	55.41	18297.68	7.65	
83	NONSCHEDULED	202			22396					
84	ALL SERVICES	57660	58211	57270	4137235	16605.76	55.41	18297.68	7.65	
86	VERMONT									
87	DOMESTIC--------SCHEDULED	6855	7090	6843	356067	375.23	2.61	23.65	2.54	
88	NONSCHEDULED	1								
89	ALL SERVICES	6856	7090	6843	356067	375.23	2.61	23.65	2.54	
91	VIRGINIA									
92	DOMESTIC--------SCHEDULED	54884	55485	54673	2568128	3119.15	9.14	5111.34	2.15	
93	NONSCHEDULED	75			2780					
94	ALL SERVICES	54959	55485	54673	2570908	3119.15	9.14	5111.34	2.15	
96	WASHINGTON									
97	DOMESTIC--------SCHEDULED	126125	133052	127363	6342449	70000.23	68.77	26716.57	6473.96	35.25
98	NONSCHEDULED	263			22375	15.00				
99	ALL SERVICES	126388	133052	127363	6364824	70015.23	68.77	26716.57	6473.96	35.25
101	INTERNATIONAL---SCHEDULED	1503	1527	1483	295955	4791.06		2441.58	198.76	644.22
103	TOTAL----------SCHEDULED	125628	134579	128846	6638404	74791.29	68.77	29158.15	6672.72	679.47
104	NONSCHEDULED	263			22375	15.00				
105	ALL SERVICES	125891	134579	128846	6660779	74806.29	68.77	29158.15	6672.72	679.47
107	WEST VIRGINIA									
108	DOMESTIC--------SCHEDULED	8447	8631	8411	307802	193.00	2.22	416.64		
109	NONSCHEDULED	17			478					
110	ALL SERVICES	8464	8631	8411	308280	193.00	2.22	416.64		

TABLE 2.
SUMMARY OF AIRCRAFT DEPARTURES, ENPLANED REVENUE PASSENGERS, AND ENPLANED REVENUE TONS OF CARGO AND MAIL BY TYPE OF OPERATION, BY TYPE OF SERVICE, AND BY STATE AND COUNTRY
12 MONTHS ENDING DECEMBER 31, 1986

Line No.	State or Country / Type of Operation / Type of Service	Aircraft departures: Total performed	Aircraft departures: Scheduled	Aircraft departures: Scheduled completed	Enplaned passengers	Enplaned revenue tons: Freight	Enplaned revenue tons: Express	Enplaned revenue tons: U.S. Mail: Priority	Enplaned revenue tons: U.S. Mail: Nonpriority	Enplaned revenue tons: Foreign mail
	1	2	3	4	5	6	7	8	9	10
1	WEST VIRGINIA.....									
2										
3										
4	WISCONSIN.....									
5	DOMESTIC--------SCHEDULED	59650	60146	58566	2172128	4564.76	88.27	7085.83	98.42	5.00
6	NONSCHEDULED	105			3808					
7	ALL SERVICES	59755	60146	58566	2175936	4564.76	88.27	7085.83	98.42	5.00
8										
9	WYOMING.....									
10	DOMESTIC--------SCHEDULED	8154	8266	8382	170392	308.09	10.16	151.90	.65	
11	NONSCHEDULED	2			92					
12	ALL SERVICES	8156	8266	8382	170484	308.09	10.16	151.90	.65	
13										
14	TOTAL FOR 50 U. S. STATES.....									
15	DOMESTIC--------SCHEDULED	5392751	5500943	5351792	350136698	2316555.23	6516.23	1252026.15	99789.44	697.61
16	NONSCHEDULED	21537			1209927	10241.84		77.18		
17	ALL SERVICES	5414288	5500943	5351792	351346625	2326797.07	6516.23	1252103.33	99789.44	697.61
18										
19	INTERNATIONAL---SCHEDULED	60251	61302	59263	9246448	212043.00	11.69	55772.89	7216.95	1062.90
20	NONSCHEDULED	654			117444	2657.13				
21	ALL SERVICES	60945	61302	59263	9363892	214700.13	11.69	55772.89	7216.95	1062.90
22										
23	TOTAL----------SCHEDULED	5454042	5562245	5411055	359383146	2528598.23	6527.92	1307799.04	107006.39	1760.51
24	NONSCHEDULED	22291			1327371	12898.97		77.18		
25	ALL SERVICES	5476333	5562245	5411055	360710517	2541497.20	6527.92	1307876.22	107006.39	1760.51
26										
27	OTHER U. S. AREAS.....									
28										
29	AMERICAN SAMOA.....									
30	INTERNATIONAL---SCHEDULED	1785	1792	1776	41766	394.69		59.11		
31	NONSCHEDULED	31			2772	16.00				
32	ALL SERVICES	1820	1792	1776	44538	410.69		59.11		
33										
34	CAROLINE ISLANDS.....									
35	INTERNATIONAL---SCHEDULED	1423	1383	1359	43400	567.[illegible]		131.16		
36										
37	GUAM.....									
38	INTERNATIONAL---SCHEDULED	3500	3423	3375	293190	3411.86	24.77	1725.29	24.59	1.18
39										
40	JOHNSTON ISLAND.....									
41	INTERNATIONAL---SCHEDULED	228	215	217	356	1.86		8.08		
42										
43	MARIANA ISLANDS.....									
44	INTERNATIONAL---SCHEDULED	4026	4021	3962	133218	499.57		50.89	.26	.76
45										
46	MARSHALL ISLANDS.....									
47	INTERNATIONAL---SCHEDULED	707	676	670	13263	77.49		98.53		.70
48										
49	MIDWAY ISLAND.....									
50	INTERNATIONAL---SCHEDULED	1	1	1						
51										
52	PUERTO RICO.....									
53	DOMESTIC--------SCHEDULED	10247	10502	10230	1693843	43820.57		3530.26	990.11	
54	NONSCHEDULED	23			4461	170.40				
55	ALL SERVICES	10270	10502	10230	1698304	43990.97		3530.26	990.11	
56										
57	INTERNATIONAL---SCHEDULED	522	926	907	99554	3659.25		22.40	1.15	
58	NONSCHEDULED	3			750					
59	ALL SERVICES	525	926	907	99304	3659.25		22.40	1.15	
60										
61	TOTAL----------SCHEDULED	11169	11428	11137	1792397	47479.82		3552.66	991.26	
62	NONSCHEDULED	26			5211	170.40				
63	ALL SERVICES	11195	11428	11137	1797608	47650.22		3552.66	991.26	
64										
65	VIRGIN ISLANDS, U.S.....									
66	DOMESTIC--------SCHEDULED	4547	4653	4515	241994	358.17		153.42	1.98	
67										
68	INTERNATIONAL---SCHEDULED	1578	1755	1567	63413					.01
69										
70	TOTAL----------SCHEDULED	6125	6408	6082	305407	358.17		153.42	1.98	.01
71										
72	WAKE ISLAND.....									
73	INTERNATIONAL---SCHEDULED	1	1	1						
74										
75	TOTAL FOR OTHER U. S. AREAS....									
76	DOMESTIC--------SCHEDULED	14794	15155	14745	1935837	44178.74		3683.68	992.09	
77	NONSCHEDULED	23			4461	170.40				
78	ALL SERVICES	14817	15155	14745	1940298	44349.14		3683.68	992.09	
79										
80	INTERNATIONAL---SCHEDULED	14175	14196	13835	687160	8612.01	24.77	2095.46	26.00	2.65
81	NONSCHEDULED	34			3522	16.00				
82	ALL SERVICES	14209	14196	13835	690682	8628.01	24.77	2095.46	26.00	2.65
83										
84	TOTAL----------SCHEDULED	28969	29351	28580	2622997	52790.75	24.77	5779.14	1018.09	2.65
85	NONSCHEDULED	57			7983	186.40				
86	ALL SERVICES	29026	29351	28580	2630980	52977.15	24.77	5779.14	1018.09	2.65
87										
88	FOREIGN COUNTRIES.....									
89										
90	ARGENTINA.....									
91	INTERNATIONAL---SCHEDULED	909	971	904	54133	4614.73		27.42	1.83	17.71
92										
93	AUSTRALIA.....									
94	INTERNATIONAL---SCHEDULED	1528	1567	1449	160235	12790.84	.46	126.06	12.02	117.01
95										
96	AUSTRIA.....									
97	INTERNATIONAL---SCHEDULED	344	373	337	13041	228.63				.02
98	NONSCHEDULED	2			47					
99	ALL SERVICES	346	373	337	13088	228.63				.02
100										
101	BAHAMAS.....									
102	DOMESTIC--------SCHEDULED	574	582	572	21918	11.83	.06	.07		.05
103										
104	INTERNATIONAL---SCHEDULED	4571	5047	4936	575083	310.13		1.25	.11	.01
105	NONSCHEDULED	23			3011					
106	ALL SERVICES	4594	5047	4936	578094	310.13		1.25	.11	.01
107										
108	TOTAL----------SCHEDULED	5145	5629	5508	597001	321.96	.06	1.32	.11	.06
109	NONSCHEDULED	23			3011					
110	ALL SERVICES	5168	5629	5508	600012	321.96	.06	1.32	.11	.06
111										
112										

TABLE 2.
SUMMARY OF AIRCRAFT DEPARTURES, ENPLANED REVENUE PASSENGERS, AND ENPLANED REVENUE TONS OF CARGO AND MAIL BY TYPE OF OPERATION, BY TYPE OF SERVICE, AND BY STATE AND COUNTRY
12 MONTHS ENDING DECEMBER 31, 1985

Line No.	State or Country Type of Operation Type of Service	Aircraft departures: Total performed	Aircraft departures: Scheduled	Aircraft departures: Scheduled completed	Enplaned passengers	Enplaned revenue tons: Freight	Enplaned revenue tons: Express	Enplaned revenue tons: US Mail: Priority	Enplaned revenue tons: US Mail: Nonpriority	Enplaned revenue tons: Foreign mail
	1	2	3	4	5	6	7	8	9	10
1	BAHRAIN.....									
3	INTERNATIONAL---SCHEDULED	6				348.12				
5	BARBADOS.....									
6	INTERNATIONAL---SCHEDULED	2706	2773	2691	143067	706.50		44.80	1.50	26.74
7	NONSCHEDULED	3			361					
8	ALL SERVICES	2709	2773	2691	143428	706.50		44.80	1.50	26.74
10	BELGIUM.....									
11	INTERNATIONAL---SCHEDULED	1450	1478	1419	99381	10207.77		187.60	7.43	38.60
12	NONSCHEDULED	14			903					
13	ALL SERVICES	1464	1478	1419	100284	10207.77		187.60	7.43	38.60
15	BERMUDA.....									
16	DOMESTIC--------SCHEDULED	2				6.68		1.00		
18	INTERNATIONAL---SCHEDULED	3355	3433	3342	390101	336.21		231.74	10.08	5.08
19	NONSCHEDULED	7			976					
20	ALL SERVICES	3362	3433	3342	391077	336.21		231.74	10.08	5.08
22	TOTAL----------SCHEDULED	3357	3433	3342	390101	342.89		232.74	10.08	5.08
23	NONSCHEDULED	7			976					
24	ALL SERVICES	3364	3433	3342	391077	342.89		232.74	10.08	5.08
26	BOLIVIA.....									
27	INTERNATIONAL---SCHEDULED	299	311	299	10948	44.82		5.34	12.34	
29	BRAZIL.....									
30	INTERNATIONAL---SCHEDULED	2019	1985	1916	149970	33594.97		272.44	1.87	13.55
32	BRITISH HONDURAS.....									
33	INTERNATIONAL---SCHEDULED	193	193	193	3881					
35	BRITISH WEST INDIES.....									
36	DOMESTIC--------SCHEDULED	745	748	743	46099	21.91		.27	.08	
38	INTERNATIONAL---SCHEDULED	2225	2257	2145	94149	471.60		28.27	6.91	.04
39	NONSCHEDULED	1				7.20				
40	ALL SERVICES	2226	2257	2145	94149	478.80		28.27	6.91	.04
42	TOTAL----------SCHEDULED	2970	3005	2888	140238	493.51		28.54	6.99	.04
43	NONSCHEDULED	1				7.20				
44	ALL SERVICES	2971	3005	2888	140238	500.71		28.54	6.99	.04
46	CANADA.....									
47	DOMESTIC--------SCHEDULED	45589	47057	45925	2666818	7206.17	5.95	2150.75	221.05	1.82
48	NONSCHEDULED	203			15547					
49	ALL SERVICES	46192	47057	45925	2682365	7206.17	5.95	2150.75	221.05	1.82
51	INTERNATIONAL---SCHEDULED	55	9	9	1094	5071.95		9.70	16.49	
52	NONSCHEDULED	1				20.40				
53	ALL SERVICES	56	9	9	1094	5092.35		9.70	16.49	
55	TOTAL----------SCHEDULED	46644	47066	45934	2667912	12278.12	5.95	2160.45	237.54	1.82
56	NONSCHEDULED	204			15547	20.40				
57	ALL SERVICES	46248	47066	45934	2683459	12298.52	5.95	2160.45	237.54	1.82
59	CHILE.....									
60	INTERNATIONAL---SCHEDULED	594	634	593	32517	2050.88		27.43	.12	.01
62	CHINA.....									
63	INTERNATIONAL---SCHEDULED	349	350	346	38846	1085.27				
65	COLOMBIA.....									
66	INTERNATIONAL---SCHEDULED	1195	1210	1192	122779	3797.07		71.07	18.79	
68	COSTA RICA.....									
69	DOMESTIC--------SCHEDULED	4	4	4		.33				
71	INTERNATIONAL---SCHEDULED	558	558	558	51556	3383.72				
72	NONSCHEDULED	1								
73	ALL SERVICES	559	558	558	51556	3383.72				
75	TOTAL----------SCHEDULED	562	562	562	51556	3384.05				
76	NONSCHEDULED	1								
77	ALL SERVICES	563	562	562	51556	3384.05				
79	DENMARK.....									
80	INTERNATIONAL---SCHEDULED	401	411	399	33970	1027.32		15.14	.33	
82	DOMINICAN REPUBLIC.....									
83	DOMESTIC--------SCHEDULED	1				1.31				
85	INTERNATIONAL---SCHEDULED	1534	1559	1511	266689	11658.61		.96	.25	
87	TOTAL----------SCHEDULED	1535	1559	1511	266689	11659.92		.96	.25	
89	ECUADOR.....									
90	INTERNATIONAL---SCHEDULED	1119	1128	1101	61863	588.92		31.19	9.08	
92	ARAB REPUBLIC OF EGYPT.....									
93	INTERNATIONAL---SCHEDULED	491	497	488	42936	1302.49		122.54		13.40
95	EL SALVADOR.....									
96	INTERNATIONAL---SCHEDULED	351	351	351	10587	1.00		21.00		
98	ETHIOPIA.....									
99	INTERNATIONAL---SCHEDULED	1								
101	FIJI.....									
102	INTERNATIONAL---SCHEDULED	343	280	264	17001	6745.48		185.39	4.80	5.04
104	FRANCE.....									
105	INTERNATIONAL---SCHEDULED	4191	4291	4099	563263	12914.76		459.32	108.97	.26
107	FRENCH ANTILLES.....									
108	INTERNATIONAL---SCHEDULED	1205	1223	1189	57400	93.33		2.13	2.18	

TABLE 2.
SUMMARY OF AIRCRAFT DEPARTURES, ENPLANED REVENUE PASSENGERS, AND ENPLANED REVENUE TONS OF CARGO AND MAIL BY TYPE OF OPERATION, BY TYPE OF SERVICE, AND BY STATE AND COUNTRY
12 MONTHS ENDING DECEMBER 31, 1985

Line No	State or Country Type of Operation Type of Service	Aircraft departures: Total performed	Aircraft departures: Scheduled	Aircraft departures: Scheduled completed	Enplaned passengers	Enplaned revenue tons: Freight	Enplaned revenue tons: Express	Enplaned revenue tons: U S Mail: Priority	Enplaned revenue tons: U S Mail: Nonpriority	Enplaned revenue tons: Foreign mail
	1	2	3	4	5	6	7	8	9	10
1	FRENCH POLYNESIA									
3	INTERNATIONAL---SCHEDULED	18	20	17	1526	12.00				
4	NONSCHEDULED	1								
5	ALL SERVICES	19	20	17	1526	12.00				
7	GABON									
8	INTERNATIONAL---SCHEDULED	2				150.89				
10	GERMANY									
11	INTERNATIONAL---SCHEDULED	33565	33460	32536	3222980	61375.46		6238.96	7439.84	9593.13
12	NONSCHEDULED	669			82722	455.44	119.14			11.91
13	ALL SERVICES	34236	33460	32536	3305702	61834.90	119.14	6238.96	7438.84	9605.04
15	GREECE									
16	INTERNATIONAL---SCHEDULED	1354	1399	1348	143755	1217.27		250.59	69.69	32.86
17	NONSCHEDULED	60			4827					
18	ALL SERVICES	1414	1399	1348	148582	1217.27		250.59	69.69	32.86
20	GUATEMALA									
21	INTERNATIONAL---SCHEDULED	480	498	477	35539	1949.25		9.09	8.72	8.23
23	PAPUA NEW GUINEA									
24	INTERNATIONAL---SCHEDULED	3			32					
26	HAITI									
27	INTERNATIONAL---SCHEDULED	969	999	966	135713	4243.12		45.35	1.33	
28	NONSCHEDULED	45			299	1102.50				
29	ALL SERVICES	1014	999	966	136012	5345.62		45.35	1.33	
31	HONDURAS									
32	INTERNATIONAL---SCHEDULED	701	701	701	23868	12.00		28.00		
34	HONG KONG									
35	INTERNATIONAL---SCHEDULED	2678	2826	2615	390837	64157.00		739.62	871.91	898.59
37	HUNGARY									
38	INTERNATIONAL---SCHEDULED	273	296	273	5679	12.51				
40	ICELAND									
41	INTERNATIONAL---SCHEDULED	1				85.17				
43	INDIA									
44	INTERNATIONAL---SCHEDULED	409	430	403	96282	5793.19		1.63		
46	IRELAND									
47	INTERNATIONAL---SCHEDULED	545	545	538	53728	3554.34		90.73	39.23	
48	NONSCHEDULED	1								
49	ALL SERVICES	546	545	538	53728	3554.34		90.73	39.23	
51	ISRAEL									
52	INTERNATIONAL---SCHEDULED	967	980	958	173861	879.67		134.62	6.50	4.82
54	ITALY									
55	INTERNATIONAL---SCHEDULED	2195	2248	2174	421870	10095.58		910.81	349.63	37.86
57	JAMAICA									
58	INTERNATIONAL---SCHEDULED	2579	2590	2568	219504	2577.35		2.29	.25	
59	NONSCHEDULED	3			309					
60	ALL SERVICES	2582	2590	2568	219813	2577.35		2.29	.25	
62	JAPAN									
63	INTERNATIONAL---SCHEDULED	13854	14301	13647	1882164	254140.97	2.00	13128.91	9386.10	1752.99
64	NONSCHEDULED	12								
65	ALL SERVICES	13866	14301	13647	1882164	254140.97	2.00	13128.91	9386.10	1752.99
67	KENYA									
68	INTERNATIONAL---SCHEDULED	87	93	87	8699	376.22		5.51		15.89
70	KUWAIT									
71	INTERNATIONAL---SCHEDULED	257	262	257	7191	14.38		.80		.05
73	LIBERIA									
74	INTERNATIONAL---SCHEDULED	202	232	202	7958	486.81		26.05	.74	7.20
76	MALAYSIA									
77	INTERNATIONAL---SCHEDULED	149	157	138	5404	4070.04		13.53	1.37	
79	MEXICO									
80	DOMESTIC--------SCHEDULED	906	913	903	62393	18.63				
81	NONSCHEDULED	25			3339					
82	ALL SERVICES	931	913	903	65732	18.63				
84	INTERNATIONAL---SCHEDULED	11840	12346	11746	1033838	4378.67	.88	26.99	.40	
85	NONSCHEDULED	2			147					
86	ALL SERVICES	11842	12346	11746	1033985	4378.67	.88	26.99	.40	
88	TOTAL----------SCHEDULED	12746	13259	12689	1096231	4397.30	.88	26.99	.40	
89	NONSCHEDULED	27			3486					
90	ALL SERVICES	12773	13259	12699	1099717	4397.30	.88	26.99	.40	
92	NETHERLANDS									
93	INTERNATIONAL---SCHEDULED	1085	1114	1079	64075	1702.56		121.90	.63	
94	NONSCHEDULED	2			213					
95	ALL SERVICES	1087	1114	1079	64288	1702.56		121.90	.63	
97	NETHERLANDS ANTILLES									
98	INTERNATIONAL---SCHEDULED	4064	4082	3971	355393	6541.10		34.00	.67	.04
99	NONSCHEDULED	25			6967					
100	ALL SERVICES	4089	4082	3971	362360	6541.10		34.00	.67	.04
102	NEW ZEALAND									
103	INTERNATIONAL---SCHEDULED	862	884	857	106361	7803.65		23.05	20.27	66.46
105	NIGERIA									
106	INTERNATIONAL---SCHEDULED	173	187	173	13901	268.62		7.43		
108	NORWAY									
109	INTERNATIONAL---SCHEDULED	172	173	170	20772	876.40		12.91	3.74	

TABLE 2.
SUMMARY OF AIRCRAFT DEPARTURES, ENPLANED REVENUE PASSENGERS, AND ENPLANED REVENUE TONS OF CARGO AND MAIL BY TYPE OF OPERATION, BY TYPE OF SERVICE, AND BY STATE AND COUNTRY
12 MONTHS ENDING DECEMBER 31, 1985

Line No.	State or Country Type of Operation Type of Service	Aircraft departures: Total performed	Aircraft departures: Scheduled	Aircraft departures: Scheduled completed	Enplaned passengers	Enplaned revenue tons: Freight	Enplaned revenue tons: Express	Enplaned revenue tons: U S Mail: Priority	Enplaned revenue tons: U S Mail: Nonpriority	Enplaned revenue tons: Foreign mail
	1	2	3	4	5	6	7	8	9	10
1	PAKISTAN									
3	INTERNATIONAL---SCHEDULED	238	257	236	18334	88.73			5.37	1.42
5	PANAMA									
6	INTERNATIONAL---SCHEDULED	1648	1626	1596	125378	3935.58		491.75	5.92	
8	PARAGUAY									
9	INTERNATIONAL---SCHEDULED	155	157	155	4164	56.32		12.71	7.41	
11	PERU									
12	INTERNATIONAL---SCHEDULED	106	77	75		.03				
14	PHILIPPINES									
15	INTERNATIONAL---SCHEDULED	1164	1156	1125	204520	11051.57		1464.69	1573.47	56.26
17	POLAND									
18	INTERNATIONAL---SCHEDULED	219	219	219	14567	16.70				
20	PORTUGAL									
21	INTERNATIONAL---SCHEDULED	414	417	412	53505	1177.67		34.45	5.29	18.28
23	ROMANIA									
24	INTERNATIONAL---SCHEDULED	70	70	70	2563	9.85				
26	SAUDI ARABIA									
27	INTERNATIONAL---SCHEDULED	229	219	202	15260	859.63		204.21		9.89
29	SENEGAL									
30	INTERNATIONAL---SCHEDULED	174	186	171	5991	242.54		.12		11.56
32	SINGAPORE									
33	INTERNATIONAL---SCHEDULED	651	684	630	68301	10676.71		92.93	9.55	11.99
35	SOUTH AFRICA									
36	INTERNATIONAL---SCHEDULED	18	23	18	2597	110.09				
38	SOUTH KOREA									
39	INTERNATIONAL---SCHEDULED	1771	1823	1748	221081	23597.64		1770.18	2254.65	1.48
41	SPAIN									
42	INTERNATIONAL---SCHEDULED	1003	1006	991	149229	5051.57		370.14	274.66	
44	SWEDEN									
45	INTERNATIONAL---SCHEDULED	172	169	157	20873	617.59		1.09	.43	1.55
47	SWITZERLAND									
48	INTERNATIONAL---SCHEDULED	2421	2768	2616	166555	10248.03		74.16	6.31	122.79
49	NONSCHEDULED	66			7477					
50	ALL SERVICES	2487	2768	2616	174032	10248.03		74.16	6.31	122.79
52	TAIWAN									
53	INTERNATIONAL---SCHEDULED	2290	2477	2214	144064	75231.22	.11	1802.81	226.06	1057.65
54	NONSCHEDULED	1				103.94				
55	ALL SERVICES	2291	2477	2214	144064	75235.16	.11	1802.81	226.06	1057.65
57	THAILAND									
58	INTERNATIONAL---SCHEDULED	103	105	102	8900	173.46		20.45	57.31	.87
60	TONGA									
61	INTERNATIONAL---SCHEDULED	573	570	569	8954	14.95		4.59		
63	TRINIDAD & TOBAGO									
64	INTERNATIONAL---SCHEDULED	1470	1511	1446	81680	1685.39		3.37	1.04	4.46
66	TURKEY									
67	INTERNATIONAL---SCHEDULED	328	348	326	24388	173.80		113.58	18.33	1.11
68	NONSCHEDULED	51			6230					
69	ALL SERVICES	379	348	326	30618	173.80		113.58	18.33	1.11
71	EMIRATES									
72	INTERNATIONAL---SCHEDULED	275	213	186	11632	1392.35				1.53
74	UNITED KINGDOM									
75	INTERNATIONAL---SCHEDULED	10508	10808	10296	1911237	75541.38		6520.37	1515.88	1089.74
76	NONSCHEDULED	6			658	92.50				
77	ALL SERVICES	10514	10809	10296	1911895	75633.88		6520.37	1515.88	1089.74
79	URUGUAY									
80	INTERNATIONAL---SCHEDULED	92	102	91	2813	371.89			2.05	7.65
82	VENEZUELA									
83	INTERNATIONAL---SCHEDULED	1001	1044	981	114814	20153.83		30.71	.59	19.27
85	WESTERN SAMOA									
86	INTERNATIONAL---SCHEDULED	1019	1019	1019	12792					
88	YUGOSLAVIA									
89	INTERNATIONAL---SCHEDULED	1096	891	849	23545	45.58				
90	NONSCHEDULED	25			2315					
91	ALL SERVICES	1121	891	849	25860	45.58				
93	TOTAL FOR FOREIGN COUNTRIES									
94	DOMESTIC---------SCHEDULED	48221	49304	48147	2797218	7266.86	6.01	2152.09	221.13	1.87
95	NONSCHEDULED	228			19886					
96	ALL SERVICES	48449	49304	48147	2816104	7266.86	6.01	2152.09	221.13	1.87
98	INTERNATIONAL---SCHEDULED	141088	14364	138172	14833055	793077.84	3.45	36732.91	24371.44	15072.99
99	NONSCHEDULED	1021			117462	1781.98	119.14			11.91
100	ALL SERVICES	142109	143647	138172	14950517	794859.82	122.59	36732.91	24371.44	15084.90
102	TOTAL----------SCHEDULED	189309	192951	186319	17630273	800344.70	9.46	38885.00	24592.57	15074.86
103	NONSCHEDULED	1249			136348	1781.98	119.14			11.91
104	ALL SERVICES	190558	192951	186319	17766621	802126.68	128.60	38885.00	24592.57	15086.77

TABLE 2.
SUMMARY OF AIRCRAFT DEPARTURES, ENPLANED REVENUE PASSENGERS, AND ENPLANED REVENUE TONS OF CARGO AND MAIL BY TYPE OF OPERATION, BY TYPE OF SERVICE, AND BY STATE AND COUNTRY
12 MONTHS ENDING DECEMBER 31, 1965

Line No.	State or Country / Type of Operation / Type of Service	Aircraft departures			Enplaned passengers	Enplaned revenue tons				
		Total performed	Scheduled	Scheduled completed		Freight	Express	U.S. Mail		Foreign mail
								Priority	Nonpriority	
	1	2	3	4	5	6	7	8	9	10
1	OVER-ALL TOTAL FOR ALL STATES,									
2	AREAS, AND COUNTRIES========									
3	DOMESTIC--------SCHEDULED	5456766	5565402	5414684	354869753	2368000.83	6522.24	1257861.92	101002.66	699.48
4	NONSCHEDULED	22188			1233274	10412.24		77.18		
5	ALL SERVICES	5478554	5565402	5414684	356103027	2378412.07	6522.24	1257939.10	101002.66	699.48
6										
7	INTERNATIONAL---SCHEDULED	215554	219145	211270	24766663	1013732.85	39.91	94601.26	31614.39	16138.54
8	NONSCHEDULED	1709			238428	4455.11	119.14			11.91
9	ALL SERVICES	217263	219145	211270	25005091	1018187.96	159.05	94601.26	31614.39	16150.45
10										
11	TOTAL----------SCHEDULED	5672320	5784547	5625954	379636416	3381733.68	6562.15	1352463.18	132617.05	16838.02
12	NONSCHEDULED	23897			1471702	14867.35	119.14	77.18		11.91
13	ALL SERVICES	5696217	5784547	5625954	381108118	3396601.03	6681.29	1352540.36	132617.05	16849.93

TABLE 3.
AIRCRAFT DEPARTURES, ENPLANED REVENUE PASSENGERS, AND ENPLANED REVENUE TONS OF CARGO AND MAIL IN TOTAL OPERATIONS, ALL SERVICES AT LARGE AIR TRAFFIC HUBS
12 MONTHS ENDING DECEMBER 31, 1985

Line No.	Community (Airport Name) Percent of Enplanements	Aircraft departures			Enplaned passengers	Enplaned revenue tons				
		Total performed	Scheduled	Scheduled completed		Freight	Express	U.S. Mail		Foreign mail
								Priority	Nonpriority	
	1	2	3	4	5	6	7	8	9	10
1	ATLANTA, GEORGIA									
2	(WILLIAM B HARTSFIELD INT'L)									
3	5.69	283822	286531	282252	20678095	167206.35	41.59	123629.57	633.65	
4										
5	BOSTON, MASSACHUSETTS									
6	(LOGAN INTERNATIONAL)									
7	2.51	101299	102062	99472	9112901	85429.32	65.83	31132.22	1465.14	115.74
8										
9	CHARLOTTE, NORTH CAROLINA									
10	(DOUGLAS MUNI)									
11	1.40	88784	89694	88414	5102703	18525.47	9.48	15096.10	5.73	
12										
13	CHICAGO, ILLINOIS									
14	(MIDWAY)									
15	0.34	24760	24602	24082	1239005	62.21		1.92		
16	(MEIGS FIELD)									
17	0.00	482	503	482	3657	1.00				
18	(O'HARE INTERNATIONAL)									
19	5.92	296537	305068	295445	21510371	290031.69	1318.45	103989.19	7339.97	54.25
20										
21	COMMUNITY TOTAL									
22	6.26	322179	330173	320039	22752033	290094.90	1318.45	103991.11	7338.97	54.25
23										
24	DALLAS-FORT WORTH, TEXAS									
25	(LOVE FIELD)									
26	0.89	48292	49075	48229	3220588	6.33		.12		
27	(DALLAS-FT.WORTH REGIONAL)									
28	4.88	210581	211745	209131	17715224	92225.22	75.11	52248.54	2519.33	
29										
30	COMMUNITY TOTAL									
31	5.76	258873	260820	257330	20935812	92231.55	75.11	52248.66	2519.33	
32										
33	DENVER, COLORADO									
34	(STAPLETON INTERNATIONAL)									
35	3.82	177621	181280	176853	13862996	48695.55	678.38	45757.84	1522.43	
36										
37	DETROIT/ANN ARBOR, MICHIGAN									
38	(DETROIT METROPOLITAN WAYNE CTY)									
39	1.97	117496	119410	116715	7163840	31824.99	118.06	33955.56	479.96	
40	(WILLOW RUN)									
41	0.00	8015	4635	4635		56871.00				
42										
43	COMMUNITY TOTAL									
44	1.97	125511	124045	121350	7163840	88695.99	118.06	33955.56	479.96	
45										
46	HONOLULU, OAHU, HAWAII									
47	(HONOLULU INTERNATIONAL)									
48	1.65	55769	60186	52965	5979712	90575.76	42.55	14036.63	1552.98	21.09
49										
50	HOUSTON, TEXAS									
51	(HOUSTON INTERCONTINENTAL)									
52	1.74	84520	86107	84355	6307582	54271.22	255.87	22025.06	66.67	
53	(WILLIAM P HOBBY)									
54	1.02	57147	58016	56986	3709815	2082.65	26.47	980.45	14.97	
55										
56	COMMUNITY TOTAL									
57	2.76	141667	144123	141341	10017397	56353.87	322.34	23005.55	81.64	
58										
59	LAS VEGAS, NEVADA									
60	(MC CARRAN INTL)									
61	1.27	60299	60114	59204	4627078	4225.50	37.55	3085.58	34.90	
62										
63	LOS ANGELES/BURBNK/LNG.BCH,CAL									
64	(HOLLYWOOD-BURBANK)									
65	0.40	24001	24733	23749	1449469	2439.26	.37	11.55	9.36	
66	(LONG BEACH)									
67	0.15	6213	6275	6193	542083	1384.25	3.38	.26	.62	
68	(LOS ANGELES INTERNATIONAL)									
69	4.39	163641	165731	161240	15957127	224598.54	558.35	55967.44	4830.23	71.40
70	(ORANGE COUNTY)									
71	0.44	18545	19250	18693	1583591	1201.36	7.97	43.86	14.88	
72										
73	COMMUNITY TOTAL									
74	5.38	212800	215989	209874	19532270	227623.41	570.07	60023.11	4955.39	71.40
75										
76	MIAMI/FT LAUDERDALE,FLORIDA									
77	(FT. LAUDERDALE-HOLLYWOOD INTL)									
78	0.81	33127	32563	32051	2951449	10354.18	8.87	3225.45	85.31	
79	(MIAMI INTERNATIONAL)									
80	2.12	82128	83409	80831	7717685	92498.15	7.04	27077.64	1966.81	292.37
81										
82	COMMUNITY TOTAL									
83	2.94	115255	115972	112882	10669134	102852.33	15.91	30303.09	2052.12	292.37
84										
85	MINNEAPOLIS/ST. PAUL,MINNESOTA									
86	(MINNEAPOLIS-ST PAUL INTL)									
87	2.00	112040	113764	111087	7250302	48071.05	85.59	52663.31	357.58	294.34
88										
89	NEWARK, NEW JERSEY									
90	(NEWARK)									
91	3.93	146086	148654	144598	14272558	64617.24	112.63	21258.58	3020.89	
92										
93	NEW YORK, NEW YORK									
94	(JOHN F KENNEDY INTL)									
95	2.77	82164	85021	81342	10052907	199706.65	41.03	62846.32	10239.03	17.28
96	(LA GUARDIA)									
97	2.65	124861	127751	122820	9613913	26302.26	73.19	38768.65	4276.00	
98										
99	COMMUNITY TOTAL									
100	5.41	207025	212772	204162	19665920	226008.91	114.22	101614.97	14514.03	17.28
101										
102	ORLANDO, FLORIDA									
103	(ORLANDO INT'L)									
104	1.33	63387	60928	59913	4848771	19715.86	13.30	7231.34	172.99	26.93
105										
106	PHILADELPHIA,PA/CAMDEN,NJ									
107	(INTERNATIONAL)									
108	1.31	73780	74252	72941	4760972	35855.17	81.21	42001.68	3522.36	1.17
109										
110	PHOENIX, ARIZONA									
111	(PHOENIX SKY HARBOR INTL)									
112	1.85	101445	102139	100833	6713293	11061.20	98.72	11953.96	245.91	

TABLE 3.
AIRCRAFT DEPARTURES, ENPLANED REVENUE PASSENGERS, AND ENPLANED REVENUE TONS OF CARGO AND MAIL IN TOTAL OPERATIONS, ALL SERVICES AT LARGE AIR TRAFFIC HUBS
12 MONTHS ENDING DECEMBER 31, 1985

Line No.	Community (Airport Name) Percent of Enplanements	Aircraft departures: Total performed	Aircraft departures: Scheduled	Aircraft departures: Scheduled completed	Enplaned passengers	Enplaned revenue tons: Freight	Enplaned revenue tons: Express	Enplaned revenue tons: U.S. Mail: Priority	Enplaned revenue tons: U.S. Mail: Nonpriority	Enplaned revenue tons: Foreign mail
	1	2	3	4	5	6	7	8	9	10
1	PITTSBURGH, PA/WHEELING W VA									
2	(GREATER PITTSBURGH)									
3	1.93	109405	110125	108777	7002343	9723.84	132.99	26116.08	108.08	
4										
5	ST. LOUIS, MISSOURI									
6	(LAMBERT-ST LOUIS MUNI)									
7	2.63	145784	147194	144476	9555195	36315.14	210.34	57178.38	586.11	
8										
9	SALT LAKE CITY, UTAH									
10	(SALT LAKE CITY INTL)									
11	1.14	57647	58210	57269	4137044	16605.46	55.41	18297.68	7.65	
12										
13	SAN DIEGO, CALIFORNIA									
14	(SAN DIEGO INTNL-LINDBERGH FLD)									
15	1.08	45491	49982	49233	3930854	9975.84	46.24	7201.05	6.74	
16										
17	SAN FRANCISCO/OAKLAND, CAL.									
18	(OAKLAND METROPOLITAN INTL)									
19	0.55	30158	31079	29716	2007517	8420.03	15.20	1249.32	409.02	
20	(SAN FRANCISCO INTL)									
21	3.01	125231	127631	123718	10948098	167545.07	757.41	50413.91	4196.93	50.02
22										
23	COMMUNITY TOTAL									
24	3.57	155389	158710	153434	12955615	175969.10	772.61	51663.23	4605.95	50.02
25										
26	SEATTLE/TACOMA, WASHINGTON									
27	(BOEING FIELD INTL.)									
28	0.00	184	120	115	14678	34.95		11.52	.74	
29	(SEATTLE-TACOMA INTERNATIONAL)									
30	1.57	83255	86473	82514	5709488	72877.75	60.36	27291.86	6505.53	678.97
31	(MCCHORD AFB)									
32	0.00	3				29.88				
33										
34	COMMUNITY TOTAL									
35	1.58	83442	86593	82629	5724166	72942.58	60.36	27303.38	6506.27	678.97
36										
37	TAMPA/ST.PTSBG/CLWTR/CLKLND, FLA									
38	(TAMPA INTERNATIONAL)									
39	1.10	58541	59417	58169	4009979	14449.51	31.85	10939.03	5.41	.74
40	(ST. PETERSBURG/CLWTR INTL)									
41	0.06	2528	2778	2744	230578					
42										
43	COMMUNITY TOTAL									
44	1.17	61469	62195	60913	4240557	14449.51	31.85	10939.03	5.41	.74
45										
46	WASHINGTON, DIST. OF COL.									
47	(DULLES INTERNATIONAL)									
48	0.63	34364	35036	34119	2286191	16620.43	20.12	12857.51	3982.77	
49	(WASHINGTON NATIONAL)									
50	1.85	94813	96117	93389	6729402	9999.00	16.82	32202.31	11.67	
51										
52	COMMUNITY TOTAL									
53	2.48	129177	131153	127508	9015583	26619.43	36.94	45059.82	3994.44	
54										
55	OVER-ALL TOTAL,									
56	LARGE HUBS									
57	72.80	3435446	3487660	3399719	264507144	2042840.33	5148.13	1020747.51	60194.34	1624.30
58										
59										
60										
61										
62										
63										
64										
65										
66										
67										
68										
69										
70										
71										
72										
73										
74										
75										
76										
77										
78										
79										
80										
81										
82										
83										
84										
85										
86										
87										
88										
89										
90										
91										
92										
93										
94										
95										
96										
97										
98										
99										
100										
101										
102										
103										
104										
105										
106										
107										
108										
109										
110										
111										
112										

TABLE 4.
AIRCRAFT DEPARTURES, ENPLANED REVENUE PASSENGERS, AND ENPLANED REVENUE TONS OF CARGO AND MAIL IN TOTAL OPERATIONS, ALL SERVICES AT MEDIUM AIR TRAFFIC HUBS

12 MONTHS ENDING DECEMBER 31, 1985

Line No.	Community (Airport Name) Percent of Enplanements	Aircraft departures: Total performed	Aircraft departures: Scheduled	Aircraft departures: Scheduled completed	Enplaned passengers	Enplaned revenue tons: Freight	Enplaned revenue tons: Express	Enplaned revenue tons: U.S. Mail: Priority	Enplaned revenue tons: U.S. Mail: Nonpriority	Enplaned revenue tons: Foreign mail
	1	2	3	4	5	6	7	8	9	10
1	ALBUQUERQUE, NEW MEXICO									
2	(ALBUQUERQUE SUNPRT/KIRTLND AFB)									
3	0.52	31852	32007	31766	1887295	1030.75	42.00	4963.82	.21	
4										
5	ANCHORAGE, ALASKA									
6	(ANCHORAGE INTERNATIONAL)									
7	0.31	27129	26834	25253	1131590	258217.02	2.27	15967.59	34239.26	100.27
8	(ELMENDORF AFB)									
9	0.00	4			58	102.39		4.55	1.51	
10										
11	COMMUNITY TOTAL									
12	0.31	27133	26834	25253	1131648	258319.41	2.27	15972.14	34240.77	100.27
13										
14	AUSTIN, TEXAS									
15	(ROBERT MUELLER MUNI)									
16	0.50	29586	30567	29917	1828768	1365.03	2.62	3121.27	1.97	
17										
18	BALTIMORE, MARYLAND									
19	(BALTO/WASH INTL)									
20	0.94	59345	59708	58753	3408608	14527.88	31.23	17266.85	849.55	
21										
22	BUFFALO&NIAGARA FALLS,NEW YORK									
23	(GREATER BUFFALO INTERNATIONAL)									
24	0.46	30485	31172	29865	1681206	7957.61	27.66	5436.31	28.13	
25	(INTERNATIONAL)									
26	0.00	1			48					
27										
28	COMMUNITY TOTAL									
29	0.46	30486	31172	29865	1681254	7957.61	27.66	5436.31	28.13	
30										
31	CINCINNATI, OHIO									
32	(GREATER CINCINNATI)									
33	0.55	35135	39370	38773	2014386	7159.77	12.24	6679.55	20.94	1.72
34										
35	CLEVELAND, OHIO									
36	(HOPKINS INTERNATIONAL)									
37	0.83	52011	52162	51025	3023714	12127.40	162.05	10389.17	40.38	
38										
39	COLUMBUS, OHIO									
40	(PORT COLUMBUS INTERNATIONAL)									
41	0.42	26662	27025	26597	1525507	2923.69	26.45	6355.68	11.37	
42	(LOCKBOURN AFB)									
43	0.00	2								
44										
45	COMMUNITY TOTAL									
46	0.42	26664	27025	26597	1525507	2923.69	26.45	6355.68	11.37	
47										
48	DAYTON, OHIO									
49	(JAMES M COX DAYTON MUNI)									
50	0.48	31045	31420	31032	1732155	3532.26	8.84	6552.59	.72	
51										
52	EL PASO, TEXAS									
53	(EL PASO INTERNATIONAL)									
54	0.34	22443	22648	22386	1230127	2575.33	6.91	1323.71	.03	
55										
56	GREENSBORO/HIGH PT/WINSTN,N.C.									
57	(GREENSBORO-HIGH PT-WINSTN REG.)									
58	0.30	26259	26359	25903	1102525	3489.71	1.93	3025.98	.13	
59										
60	HARTFD,CON/SPGFLD&WESTFLD,MASS									
61	(BRADLEY INTL)									
62	0.47	29763	30531	29601	1705896	4875.51	21.59	5546.07	1436.19	
63										
64	INDIANAPOLIS, INDIANA									
65	(INDIANAPOLIS MUNI/WEIR-COOK/)									
66	0.48	35702	35556	34948	1746752	9306.15	25.06	5824.47	59.45	
67										
68	JACKSONVILLE, FLORIDA									
69	(JACKSONVILLE INTERNATIONAL)									
70	0.32	21442	21724	21368	1160053	1728.25	2.41	5678.20	5.90	
71										
72	KAHULUI, MAUI, HAWAII									
73	(KAHULUI)									
74	0.46	26607	29645	24870	1660506	2814.18	2.27	949.55	331.21	
75										
76	KANSAS CITY, MISSOURI									
77	(INTERNATIONAL)									
78	0.94	56501	56925	55843	3424127	8277.45	47.05	17006.13	608.65	
79	(KANSAS CITY MUNI)									
80	0.00	1071	260	260		2460.00				
81										
82	COMMUNITY TOTAL									
83	0.94	57572	57185	56103	3424127	10737.45	47.05	17006.13	608.65	
84										
85	LOUISVILLE, KENTUCKY									
86	(STANDIFORD FIELD)									
87	0.25	23814	23786	23500	912181	1794.89	10.34	5262.58	37.38	
88										
89	MEMPHIS, TENNESSEE									
90	(MEMPHIS INTERNATIONAL)									
91	0.95	77942	78768	77455	3469318	15459.54	44.45	18288.20	266.01	
92										
93	MILWAUKEE, WISCONSIN									
94	(GENERAL MITCHELL FIELD)									
95	0.37	29723	30185	29477	1350401	3773.08	77.14	5915.82	60.68	5.00
96										
97	NASHVILLE, TENNESSEE									
98	(METROPOLITAN)									
99	0.38	30313	30377	29894	1395487	5303.84	24.68	4764.38	22.59	
100										
101	NEW ORLEANS, LOUISIANA									
102	(INTERNATIONAL/MOISANT FIELD)									
103	0.80	43194	43798	42822	2912675	6290.84	1.46	7565.37	39.97	
104										
105	NORFLK/VA BCH/PTSMH/CHESPKE,VA									
106	(NORFOLK REGIONAL)									
107	0.43	26513	27165	26831	1554449	1457.73	5.99	2128.71	2.05	
108										
109	OKLAHOMA CITY, OKLAHOMA									
110	(WILL ROGERS WORLD)									
111	0.40	25519	25685	25302	1464565	2432.04	21.72	4503.14	16.27	
112										

TABLE 4.
AIRCRAFT DEPARTURES, ENPLANED REVENUE PASSENGERS, AND ENPLANED REVENUE TONS OF CARGO AND MAIL IN TOTAL OPERATIONS, ALL SERVICES AT MEDIUM AIR TRAFFIC HUBS
12 MONTHS ENDING DECEMBER 31, 1985

Line No.	Community (Airport Name) Percent of Enplanements	Aircraft departures: Total performed	Aircraft departures: Scheduled	Aircraft departures: Scheduled completed	Enplaned passengers	Enplaned revenue tons: Freight	Enplaned revenue tons: Express	Enplaned revenue tons: U.S. Mail: Priority	Enplaned revenue tons: U.S. Mail: Nonpriority	Enplaned revenue tons: Foreign mail
	1	2	3	4	5	6	7	8	9	10
1	OMAHA, NEBRASKA									
2	(EPPLEY AIRFIELD)									
3	0.29	15617	19870	19402	1037397	1257.46	39.01	7815.75	18.34	
4										
5	ONTARIO/SAN BERNARD/RIVERSE,CA									
6	(ONTARIO INTERNATIONAL)									
7	0.49	25128	29906	28939	1771099	2024.32	19.53	3784.50	562.28	
8										
9	PORTLAND, OREGON									
10	(PORTLAND INTERNATIONAL)									
11	0.70	56317	57663	55792	2526852	14588.69	77.56	8442.51	245.10	27.49
12										
13	RALEIGH/DURHAM, NORTH CAROLINA									
14	(RALEIGH-DURHAM)									
15	0.37	26587	27242	26820	1345077	2779.94	1.98	3415.11	11.15	
16										
17	RENO, NEVADA									
18	(RENO INTL)									
19	0.34	19592	20465	19442	1248747	1152.69	48.43	1139.67	24.31	
20										
21	ROCHESTER, NEW YORK									
22	(ROCHESTER-MONROE COUNTY)									
23	0.34	25331	25711	25119	1229991	1102.69	13.48	2879.91	4.46	
24										
25	SACRAMENTO, CALIFORNIA									
26	(EXECUTIVE)									
27	0.00	1								
28	(SACRAMENTO METROPOLITAN)									
29	0.37	21502	22528	21740	1349631	1701.96	40.62	4969.85	98.98	
30										
31	COMMUNITY TOTAL									
32	0.37	21503	22528	21740	1349631	1701.96	40.62	4969.85	98.98	
33										
34	SAN ANTONIO, TEXAS									
35	(SAN ANTONIO INTERNATIONAL)									
36	0.60	30588	31107	30518	2162423	2380.02	5.57	6142.12	1.20	
37										
38	SAN JOSE, CALIFORNIA									
39	(SAN JOSE MUNI)									
40	0.63	37625	38895	37228	2299624	3860.86	10.18	2008.41	3.14	
41										
42	SAN JUAN, PUERTO RICO									
43	(PUERTO RICO INTERNATIONAL)									
44	0.49	11042	11276	10985	1775191	47597.35		3552.66	991.26	
45	(ROOSEVELT ROADS)									
46	0.00	1				47.27				
47										
48	COMMUNITY TOTAL									
49	0.49	11043	11276	10985	1775191	47644.62		3552.66	991.26	
50										
51	SYRACUSE, NEW YORK									
52	(CLARENCE E HANCOCK)									
53	0.36	37275	38410	37128	1319086	3123.25	8.87	2636.06	5.39	
54										
55	TUCSON, ARIZONA									
56	(TUCSON INTL)									
57	0.33	18851	19083	18792	1191205	1223.80	27.09	2046.88	22.29	
58										
59	TULSA, OKLAHOMA									
60	(TULSA INTL)									
61	0.38	25097	25374	24943	1397434	2013.51	18.48	5066.48	7.74	
62										
63	WEST PALM BEACH/PALM BEACH,FLA									
64	(PALM BEACH INTERNATIONAL)									
65	0.49	20191	20333	20395	1795222	2136.40	4.98	1542.82	6.15	
66										
67	OVER-ALL TOTAL,									
68	MEDIUM HUBS									
69	18.10	1185008	1201540	1170354	65770376	468072.95	984.14	221962.42	40082.24	134.48
70										
71										
72										
73										
74										
75										
76										
77										
78										
79										
80										
81										
82										
83										
84										
85										
86										
87										
88										
89										
90										
91										
92										
93										
94										
95										
96										
97										
98										
99										
100										
101										
102										
103										
104										
105										
106										
107										
108										
109										
110										
111										
112										

TABLE 5.
AIRCRAFT DEPARTURES, ENPLANED REVENUE PASSENGERS, AND ENPLANED REVENUE TONS OF CARGO AND MAIL IN TOTAL OPERATIONS, ALL SERVICES AT SMALL AIR TRAFFIC HUBS
12 MONTHS ENDING DECEMBER 31, 1986

Line No.	Community (Airport Name) Percent of Enplanements	Aircraft departures: Total performed	Aircraft departures: Scheduled	Aircraft departures: Scheduled completed	Enplaned passengers	Enplaned revenue tons: Freight	Enplaned revenue tons: Express	Enplaned revenue tons: US Mail: Priority	Enplaned revenue tons: US Mail: Nonpriority	Enplaned revenue tons: Foreign mail
	1	2	3	4	5	6	7	8	9	10
1	ALBANY, NEW YORK									
2	(ALBANY COUNTY)									
3	0.17	13131	13429	13021	617558	730.45	5.33	2206.31	4.39	
4										
5	AMARILLO/BORGER, TEXAS									
6	(AMARILLO AIR TERMINAL)									
7	0.12	8211	8325	8202	441602	274.75		450.52		
8										
9	BATON ROUGE, LOUISIANA									
10	(RYAN)									
11	0.10	7233	7285	7167	351061	483.20	.92	43.34	4.79	
12										
13	BILLINGS, MONTANA									
14	(LOGAN FIELD)									
15	0.08	9117	9249	9106	297513	388.78	7.83	1738.81	.44	
16										
17	BIRMINGHAM, ALABAMA									
18	(BIRMINGHAM MUNI)									
19	0.20	15415	15311	15038	714884	1262.96	7.33	1801.69	11.22	
20										
21	BOISE, IDAHO									
22	(BOISE AIR TERMINAL/GOWEN FLD)									
23	0.13	17317	17850	17159	471690	700.82	8.37	1669.99	98.41	
24										
25	BROWNSVILLE/HRLGN/SAN BNTO,TEX									
26	(HARLINGEN INDUSTRIAL AIRPARK)									
27	0.10	5000	5044	5000	370013	456.88				
28	(RIO GRANDE VALLEY INTL.)									
29	0.02	2047	2106	2030	68604	2870.08	3.78	.17		
30										
31	COMMUNITY TOTAL									
32	0.12	7047	7150	7030	438617	3326.96	3.78	.17		
33										
34	BURLINGTON, VERMONT									
35	(BURLINGTON INTERNATIONAL)									
36	0.10	6856	7090	6943	356067	375.23	2.61	23.65	2.54	
37										
38	CEDAR RAPIDS/IOWA CITY, IOWA									
39	(CEDAR RAPIDS MUNI)									
40	0.05	5852	5965	5807	182770	178.72	7.56	26.17		
41										
42	CHARLESTON, SOUTH CAROLINA									
43	(CHARLESTON AFB/MUNI)									
44	0.14	10457	10626	10419	498852	506.01	.55	1374.12		
45										
46	CHARLESTON/DUNBAR, W. VIRGINIA									
47	(KANAWHA)									
48	0.07	6456	6588	6428	237843	156.89	.57	345.05		
49										
50	CHARLOTTE AMALIE, VIRGIN IS.US									
51	(HARRY S.TRUMAN)									
52	0.06	3076	3235	3059	218043	85.44		77.13	.37	
53										
54	CHATTANOOGA, TENNESSEE									
55	(LOVELL FIELD)									
56	0.06	4566	4556	4466	216862	809.04	.84	924.80	1.53	
57										
58	COLORADO SPRINGS, COLORADO									
59	(PETERSON FIELD)									
60	0.16	10366	10621	10178	576197	251.76	14.80	25.31		
61										
62	COLUMBIA, SOUTH CAROLINA									
63	(COLUMBIA METROPOLITAN)									
64	0.15	11009	11143	10944	548738	574.56	1.53	1421.57	.12	
65										
66	CORPUS CHRISTI, TEXAS									
67	(CORPUS CHRISTI INTERNATIONAL)									
68	0.13	6525	7015	6911	460359	421.55	1.46	571.71		
69										
70	DAYTONA BEACH, FLORIDA									
71	(DAYTONA BEACH REGIONAL)									
72	0.06	4516	4960	4836	235678	340.04		321.78	5.20	
73										
74	DES MOINES, IOWA									
75	(DES MOINES MUNI)									
76	0.18	13184	13348	13077	669138	619.40	24.21	6128.74	6.66	
77										
78	EUGENE, OREGON									
79	(MAHLON SWEET FIELD)									
80	0.05	6563	7216	6949	194620	282.57	13.80	322.30		
81										
82	FAIRBANKS, ALASKA									
83	(FAIRBANKS INTERNATIONAL)									
84	0.07	6065	6232	5748	243465	3282.84	.20	1131.20	4305.80	1.23
85										
86	FARGO,N.D./MOORHEAD, MINNESOTA									
87	(HECTOR FIELD)									
88	0.05	4330	4344	4267	185078	291.94	1.63	993.84	3.12	
89										
90	FAYETTEVILLE, NORTH CAROLINA									
91	(FAYETTEVILLE MUNI/GRANNIS FLD)									
92	0.06	5288	5338	5252	201247	203.31		357.53		
93										
94	FT. MYERS, FLA.									
95	(SOUTHWEST)									
96	0.21	11104	11124	10972	776762	695.67	5.35	607.28	1.20	
97										
98	FORT WAYNE, INDIANA									
99	(MUNICIPAL/BAER FIELD)									
100	0.07	8081	8230	8025	259370	395.16	2.54	102.26	6.15	
101										
102	FRESNO, CALIFORNIA									
103	(FRESNO AIR TERMINAL)									
104	0.09	6411	6709	6379	329094	431.45	13.03	906.68	4.58	
105										
106	GRAND RAPIDS, MICHIGAN									
107	(KENT COUNTY)									
108	0.16	11595	12325	11932	569248	615.86	12.65	1458.55	8.38	
109										
110	GREEN BAY/CLINTONVILLE, WIS.									
111	(AUSTIN-STRAUBEL FIELD)									
112	0.05	6302	6440	6225	198939	292.86	3.56	402.05	14.95	

TABLE 8.
AIRCRAFT DEPARTURES, ENPLANED REVENUE PASSENGERS, AND ENPLANED REVENUE TONS OF CARGO AND MAIL IN TOTAL OPERATIONS, ALL SERVICES AT SMALL AIR TRAFFIC HUBS
12 MONTHS ENDING DECEMBER 31, 1985

Line No.	Community (Airport Name) Percent of Enplanements	Aircraft departures: Total performed	Aircraft departures: Scheduled	Aircraft departures: Scheduled completed	Enplaned passengers	Enplaned revenue tons: Freight	Enplaned revenue tons: Express	Enplaned revenue tons: U.S. Mail: Priority	Enplaned revenue tons: U.S. Mail: Nonpriority	Enplaned revenue tons: Foreign mail
	1	2	3	4	5	6	7	8	9	10
1	GREENVILLE&SPARTANBURG, S.C.									
2	(GREENVILLE-SPARTANBURG)									
3	0.11	8603	8619	8475	399164	680.89	.05	1497.81		
4										
5	AGANA, GUAM									
6	(AGANA FIELD)									
7	0.08	3500	3423	3375	293190	3411.88	24.77	1725.29	24.59	1.18
8										
9	HARRISBURG/YORK, PA.									
10	(HARRISBURG INTERNATIONAL)									
11	0.06	5791	5896	5776	284659	339.81	10.31	33.81		
12										
13	HILO, HAWAII, HAWAII									
14	(GENERAL LYMAN FIELD)									
15	0.12	7600	7053	6709	426068	4518.05	2.52	946.48	205.68	
16										
17	HUNTSVILLE&DECATUR, ALABAMA									
18	(MADISON COUNTY JETPORT)									
19	0.08	6107	6215	6060	281048	554.42	17.58	131.47	7.47	
20										
21	INDIO/PALM SPRINGS, CALIFORNIA									
22	(PALM SPRINGS MUNI)									
23	0.07	4786	4935	4750	242299	122.25	3.72	8.79	.43	
24										
25	ISLIP, LONG ISLAND, NEW YORK									
26	(LONG ISLAND-MACARTHUR)									
27	0.08	6888	7447	6869	297477	157.64	1.25	599.53		
28										
29	JACKSON-VICKSBURG, MISS.									
30	(ALLEN C THOMPSON FIELD)									
31	0.10	5714	9879	9696	355225	947.62		1668.91	1.63	
32										
33	KAILUA-KONA, HAWAII, HAWAII									
34	(KE-AHOLE)									
35	0.16	10064	10684	9327	576643	3324.78	.02	385.77	138.47	
36										
37	KNOXVILLE, TENNESSEE									
38	(MC GHEE TYSON)									
39	0.12	5132	9171	9014	425203	748.19	4.71	1147.60	11.98	
40										
41	LEXINGTON/FRANKFORT, KENTUCKY									
42	(BLUE GRASS)									
43	0.08	6217	8314	8166	300128	525.41	3.40	1040.57		
44										
45	LIHUE, KAUAI, HAWAII									
46	(LIHUE)									
47	0.24	12516	14231	11748	861596	1162.26	.19	375.87	182.89	
48										
49	LITTLE ROCK, ARKANSAS									
50	(ADAMS FIELD)									
51	0.20	12115	12213	12071	729657	888.46	5.42	2537.51	2.07	
52										
53	LUBBOCK, TEXAS									
54	(LUBBOCK REGIONAL)									
55	0.16	10288	10410	10274	565690	202.88		444.04		
56										
57	MADISON, WISCONSIN									
58	(TRUAX FIELD)									
59	0.10	11356	11573	11306	376807	516.96	4.52	710.19	6.43	
60										
61	MELBOURNE, FLORIDA									
62	(CAPE KENNEDY REGIONAL)									
63	0.07	4527	4588	4519	263144	255.45		172.58	183.14	
64										
65	MIDLAND/ODESSA, TEXAS									
66	(MIDLAND REGIONAL)									
67	0.18	10197	10373	10186	638056	385.81	2.71	53.24	.05	
68										
69	MISSION/MCALLEN/EDINBURG,TEXAS									
70	(MILLER INTERNATIONAL)									
71	0.05	3410	3420	3381	194176	191.19	1.69	170.60		
72										
73	MOBILE, AL/PASCAGOULA, MISS									
74	(BATES FIELD)									
75	0.08	7722	7856	7670	306248	474.21	.04	120.38	7.05	
76										
77	MYRTLE BEACH, SOUTH CAROLINA									
78	(MYRTLE BEACH AFB)									
79	0.05	4561	4601	4553	189064	73.61		.68		
80										
81	PENSACOLA, FLORIDA									
82	(PENSACOLA REGIONAL)									
83	0.07	5589	6084	5965	267635	1197.53		1580.67		
84										
85	PORTLAND, MAINE									
86	(PORTLAND INTERNATIONAL JETPORT)									
87	0.13	4783	4858	4772	458369	1433.33		313.57		
88										
89	PROVIDENCE, RHODE ISLAND									
90	(THEODORE FRANCIS GREEN STATE)									
91	0.15	10853	10986	10538	553540	506.37	2.48	1100.42	.03	
92										
93	RICHMOND, VIRGINIA									
94	(RICHARD E BYRD FLYING FIELD)									
95	0.19	17892	18101	17786	703497	1275.13	3.15	2397.09	.10	
96										
97	ROANOKE, VIRGINIA									
98	(ROANOKE MUNI)									
99	0.06	6683	6745	6639	228431	266.14		582.18		
100										
101	SARASOTA/BRADENTON, FLORIDA									
102	(SARASOTA-BRADENTON)									
103	0.17	9961	10111	9929	621993	466.37	5.72	683.21	2.70	
104										
105	SAVANNAH, GEORGIA									
106	(SAVANNAH MUNI)									
107	0.12	7717	7841	7690	425015	259.14		71.33	.25	
108										
109	SHREVEPORT, LOUISIANA									
110	(GREATER SHREVEPORT MUNI)									
111	0.08	7910	7957	7877	307233	575.91		1043.68	1.28	
112										

TABLE 5.
AIRCRAFT DEPARTURES, ENPLANED REVENUE PASSENGERS, AND ENPLANED REVENUE TONS OF CARGO AND MAIL IN TOTAL OPERATIONS, ALL SERVICES AT SMALL AIR TRAFFIC HUBS
12 MONTHS ENDING DECEMBER 31, 1966

Line No.	Community (Airport Name) Percent of Enplanements	Aircraft departures			Enplaned passengers	Enplaned revenue tons				
		Total performed	Scheduled	Scheduled completed		Freight	Express	U.S. Mail		Foreign mail
								Priority	Nonpriority	
	1	2	3	4	5	6	7	8	9	10
1	SIOUX FALLS, SOUTH DAKOTA									
2	(JOE FOSS FIELD)									
3	0.06	7216	7343	7147	224748	568.39	10.73	1987.42	6.59	
4										
5	SOUTH BEND, INDIANA									
6	(ST JOSEPH COUNTY)									
7	0.05	7694	8266	7845	191334	199.92	2.44	21.21	2.18	
8										
9	SPOKANE, WASHINGTON									
10	(SPOKANE INTERNATIONAL)									
11	0.18	15291	19843	19175	668113	1408.87	8.41	1688.14	152.87	
12										
13	TALLAHASSEE, FLORIDA									
14	(TALLAHASSEE MUNI)									
15	0.07	4780	4822	4761	241445	626.57		978.36	1.23	
16										
17	TOLEDO, OHIO									
18	(TOLEDO EXPRESS)									
19	0.07	6755	6830	6733	268297	270.51	1.23	394.81		
20										
21	WICHITA, KANSAS									
22	(WICHITA MUNI)									
23	0.16	11439	11656	11380	584219	732.39	14.69	2660.17	3.39	
24										
25	OVER-ALL TOTAL,									
26	SMALL HUBS									
27	6.67	514176	524048	507663	24240726	47853.96	272.63	54491.81	5422.35	2.41

TABLE 6
ENPLANED REVENUE PASSENGERS, ENPLANED REVENUE TONS OF CARGO AND MAIL, AND AIR TRAFFIC HUB CLASSIFICATIONS, BY TYPE OF OPERATION, BY TYPE OF SERVICE, BY COMMUNITY, AND BY CARRIER

12 MONTHS ENDED DECEMBER 31, 1985

Line No.	Area, state or country / Community (Airport name) / Carrier / Type of operation / Type of service / Hub type and percent of enplanements	Enplaned passengers	Enplaned revenue tons: Freight	Express	U.S. Mail: Priority	Nonpriority	Total	Foreign mail	Total cargo and mail
	1	2	3	4	5	6	7	8	9
1	50 U.S. STATES==========								
2									
3									
4	ALABAMA								
5	----------								
6									
7									
8	BIRMINGHAM S 0.20								
9	(BIRMINGHAM MUNI)								
10	AA DOMESTIC-------SCHEDULED	55032	100.14		16.90		16.90		117.04
11									
12	AL DOMESTIC-------SCHEDULED	30273	43.42	.34	134.52		134.52		178.28
13									
14	DL DOMESTIC-------SCHEDULED	303122	595.78		686.35		686.35		1282.13
15	NONSCHEDULED	304							
16	ALL SERVICES	303426	595.78		686.35		686.35		1282.13
17									
18	EA DOMESTIC-------SCHEDULED	116146	162.27		280.58	1.90	282.48		444.75
19	NONSCHEDULED	273							
20	ALL SERVICES	116421	162.27		280.58	1.90	282.48		444.75
21									
22	PE DOMESTIC-------SCHEDULED	59572							
23									
24	RC DOMESTIC-------SCHEDULED	91582	327.62	5.85	508.56	9.32	517.88		851.55
25									
26	UA DOMESTIC-------SCHEDULED	17786	33.53	1.14	174.78		174.78		209.45
27	NONSCHEDULED	400							
28	ALL SERVICES	18186	33.53	1.14	174.78		174.78		209.45
29									
30	ZG DOMESTIC-------SCHEDULED	30763							
31	NONSCHEDULED	9629							
32	ALL SERVICES	40392							
33									
34	COMMUNITY TOTAL								
35	DOMESTIC-------SCHEDULED	704276	1262.96	7.33	1801.69	11.22	1812.91		3083.20
36	NONSCHEDULED	10606							
37	ALL SERVICES	714884	1262.96	7.33	1801.69	11.22	1812.91		3083.20
38									
39									
40									
41	DOTHAN N 0.00								
42	(DOTHAN)								
43	RC DOMESTIC-------SCHEDULED	11111	59.55	.71	6.50	.69	7.19		67.45
44	NONSCHEDULED	57							
45	ALL SERVICES	11168	59.55	.71	6.50	.69	7.19		67.45
46									
47									
48									
49	HUNTSVILLE&DECATUR S 0.08								
50	(MADISON COUNTY JETPORT)								
51	AA DOMESTIC-------SCHEDULED	53278	100.13		27.04	.25	27.29		127.42
52									
53	EA DOMESTIC-------SCHEDULED	93555	150.86		15.75		15.75		166.61
54									
55	RC DOMESTIC-------SCHEDULED	107573	237.57	15.26	85.05	7.22	92.27		345.10
56									
57	UA DOMESTIC-------SCHEDULED	26542	65.86	2.32	3.63		3.63		71.81
58									
59	COMMUNITY TOTAL								
60	DOMESTIC-------SCHEDULED	281048	554.42	17.58	131.47	7.47	138.94		710.94
61									
62									
63									
64	MOBILE/PASCAGOULA S 0.08								
65	(BATES FIELD)								
66	AA DOMESTIC-------SCHEDULED	47680	131.23		3.65		3.65		134.88
67									
68	DL DOMESTIC-------SCHEDULED	110965	172.03		33.04		33.04		205.07
69									
70	EA DOMESTIC-------SCHEDULED	95606	91.21		74.31	1.48	75.79		167.00
71									
72	RC DOMESTIC-------SCHEDULED	47795	79.74	.04	8.76	5.57	14.35		94.13
73									
74	COMMUNITY TOTAL								
75	DOMESTIC-------SCHEDULED	306248	474.21	.04	120.38	7.05	127.43		601.68
76									
77									
78									
79	MONTGOMERY N 0.00								
80	(DANNELLY FIELD)								
81	DL DOMESTIC-------SCHEDULED	122930	251.07		31.32		31.32		282.39
82	NONSCHEDULED	595							
83	ALL SERVICES	123525	251.07		31.32		31.32		282.39
84									
85	RC DOMESTIC-------SCHEDULED	30412	40.60		3.02	.75	3.77		44.37
86	NONSCHEDULED	81							
87	ALL SERVICES	30493	40.60		3.02	.75	3.77		44.37
88									
89	COMMUNITY TOTAL								
90	DOMESTIC-------SCHEDULED	153342	291.67		34.34	.75	35.09		326.76
91	NONSCHEDULED	676							
92	ALL SERVICES	154018	291.67		34.34	.75	35.09		326.76
93									
94									
95									
96	ALASKA								
97	----------								
98									
99									
100	ADAK ISLAND N 0.00								
101	(ADAK ISLAND NS)								
102	AI DOMESTIC-------SCHEDULED	57							
103									
104	KV DOMESTIC-------SCHEDULED	6491	89.96		173.07		173.07		263.05
105	NONSCHEDULED	783	28.43						28.43
106	ALL SERVICES	7274	118.41		173.07		173.07		291.48
107									
108	COMMUNITY TOTAL								
109	DOMESTIC-------SCHEDULED	6548	89.96		173.07		173.07		263.05
110	NONSCHEDULED	783	28.43						28.43
111	ALL SERVICES	7331	118.41		173.07		173.07		291.48
112									

TABLE 6
ENPLANED REVENUE PASSENGERS, ENPLANED REVENUE TONS OF CARGO AND MAIL, AND AIR TRAFFIC HUB CLASSIFICATIONS, BY TYPE OF OPERATION, BY TYPE OF SERVICE, BY COMMUNITY, AND BY CARRIER

12 MONTHS ENDED DECEMBER 31, 1985

Line No.	Area, state or country / Community / (Airport name) / Carrier / Type of operation / Type of service / Hub type and percent of enplanements	Enplaned passengers	Enplaned revenue tons: Freight	Express	U.S. Mail: Priority	Nonpriority	Total	Foreign mail	Total cargo and mail
	1	2	3	4	5	6	7	8	9
1	ALASKA (CONT.)								
2	ANCHORAGE M C.31								
3	(ANCHORAGE INTERNATIONAL) C.31								
4	AS DOMESTIC-------SCHEDULED	442714	10963.17		1771.49	8302.74	10074.23		21037.40
5	NONSCHEDULED	550							
6	ALL SERVICES	443264	10963.17		1771.49	8302.74	10074.23		21037.40
7									
8	BF DOMESTIC-------SCHEDULED	141771	13427.89		1117.69	9268.83	10386.52		23814.41
9									
10	FT DOMESTIC-------SCHEDULED		124451.13		3271.37	2529.71	5801.08		130252.21
11									
12	FT INTERNATIONAL--SCHEDULED		54306.54		3638.12	1180.76	4818.88		59125.42
13									
14	FT TOTAL---------SCHEDULED		178757.67		6909.49	3710.47	10619.96		189377.63
15									
16	HK INTERNATIONAL--SCHEDULED	1200							
17									
18	HU DOMESTIC-------SCHEDULED		9119.98		333.16	12590.42	12923.58		22043.56
19									
20	NW DOMESTIC-------SCHEDULED	141623	32003.11		1628.69	123.91	1752.60	58.78	33814.49
21									
22	NW INTERNATIONAL--SCHEDULED		9014.16		830.01	242.81	1072.82	39.20	10126.18
23	NONSCHEDULED		23.45						23.45
24	ALL SERVICES		9037.61		830.01	242.81	1072.82	39.20	10149.63
25									
26	NW TOTAL---------SCHEDULED	141623	41017.27		2458.70	366.72	2825.42	97.98	43940.67
27	NONSCHEDULED		23.45						23.45
28	ALL SERVICES	141623	41040.72		2458.70	366.72	2825.42	97.98	43964.12
29									
30	RI DOMESTIC-------SCHEDULED	27260	567.84						567.84
31	NONSCHEDULED	260	3.66						3.66
32	ALL SERVICES	27520	571.50						571.50
33									
34	RV DOMESTIC-------SCHEDULED	19989	913.52		2621.24		2621.24		3534.76
35	NONSCHEDULED	4429	332.55		26.32		26.32		358.87
36	ALL SERVICES	24418	1246.07		2647.56		2647.56		3893.63
37									
38	TA DOMESTIC-------SCHEDULED	860							
39									
40	UA DOMESTIC-------SCHEDULED	110771	651.61	2.27	303.70		303.70		957.58
41									
42	UA INTERNATIONAL--SCHEDULED	1778	6.43					2.29	8.72
43									
44	UA TOTAL---------SCHEDULED	112549	658.04	2.27	303.70		303.70	2.29	966.30
45									
46	WA DOMESTIC-------SCHEDULED	238385	2431.98		425.80	.08	425.88		2857.86
47									
48	AIRPORT TOTAL								
49	DOMESTIC-------SCHEDULED	1123373	194530.23	2.27	11473.14	32815.69	44288.83	58.78	238880.11
50	NONSCHEDULED	5239	336.21		26.32		26.32		362.53
51	ALL SERVICES	1128612	194866.44	2.27	11499.46	32815.69	44315.15	58.78	239242.64
52									
53	INTERNATIONAL--SCHEDULED	2978	63327.13		4468.13	1423.57	5891.70	41.49	69260.32
54	NONSCHEDULED		23.45						23.45
55	ALL SERVICES	2978	63350.58		4468.13	1423.57	5891.70	41.49	69283.77
56									
57	TOTAL---------SCHEDULED	1126351	257857.36	2.27	15941.27	34239.26	50180.53	100.27	308140.43
58	NONSCHEDULED	5239	359.66		26.32		26.32		385.98
59	ALL SERVICES	1131590	258217.02	2.27	15967.59	34239.26	50206.85	100.27	308526.41
60									
61	(ELMENDORF AFB) C.00								
62	FT DOMESTIC-------SCHEDULED		17.58		.21	.64	.85		18.43
63									
64	FT INTERNATIONAL--SCHEDULED		84.81		4.34	.87	5.21		90.02
65									
66	FT TOTAL---------SCHEDULED		102.39		4.55	1.51	6.06		108.45
67									
68	UA DOMESTIC-------SCHEDULED	58							
69									
70	AIRPORT TOTAL								
71	DOMESTIC-------SCHEDULED	58	17.58		.21	.64	.85		18.43
72									
73	INTERNATIONAL--SCHEDULED		84.81		4.34	.87	5.21		90.02
74									
75	TOTAL---------SCHEDULED	58	102.39		4.55	1.51	6.06		108.45
76									
77	COMMUNITY TOTAL BY CARRIER								
78	AS DOMESTIC-------SCHEDULED	442714	10963.17		1771.49	8302.74	10074.23		21037.40
79	NONSCHEDULED	550							
80	ALL SERVICES	443264	10963.17		1771.49	8302.74	10074.23		21037.40
81									
82	BF DOMESTIC-------SCHEDULED	141771	13427.89		1117.69	9268.83	10386.52		23814.41
83									
84	FT DOMESTIC-------SCHEDULED		124468.71		3271.58	2530.35	5801.93		130270.64
85									
86	FT INTERNATIONAL--SCHEDULED		54391.35		3642.46	1181.63	4824.09		59215.44
87									
88	FT TOTAL---------SCHEDULED		178860.06		6914.04	3711.98	10626.02		189486.08
89									
90	HK INTERNATIONAL--SCHEDULED	1200							
91									
92	HU DOMESTIC-------SCHEDULED		9119.98		333.16	12590.42	12923.58		22043.56
93									
94	NW DOMESTIC-------SCHEDULED	141623	32003.11		1628.69	123.91	1752.60	58.78	33814.49
95									
96	NW INTERNATIONAL--SCHEDULED		9014.16		830.01	242.81	1072.82	39.20	10126.18
97	NONSCHEDULED		23.45						23.45
98	ALL SERVICES		9037.61		830.01	242.81	1072.82	39.20	10149.63
99									
100	NW TOTAL---------SCHEDULED	141623	41017.27		2458.70	366.72	2825.42	97.98	43940.67
101	NONSCHEDULED		23.45						23.45
102	ALL SERVICES	141623	41040.72		2458.70	366.72	2825.42	97.98	43964.12
103									
104	RI DOMESTIC-------SCHEDULED	27260	567.84						567.84
105	NONSCHEDULED	260	3.66						3.66
106	ALL SERVICES	27520	571.50						571.50
107									
108	RV DOMESTIC-------SCHEDULED	19989	913.52		2621.24		2621.24		3534.76
109	NONSCHEDULED	4429	332.55		26.32		26.32		358.87
110	ALL SERVICES	24418	1246.07		2647.56		2647.56		3893.63
111									
112									

TABLE 6
ENPLANED REVENUE PASSENGERS, ENPLANED REVENUE TONS OF CARGO AND MAIL, AND AIR TRAFFIC HUB CLASSIFICATIONS, BY TYPE OF OPERATION, BY TYPE OF SERVICE, BY COMMUNITY, AND BY CARRIER

12 MONTHS ENDED DECEMBER 31, 1985

Line No.	Area, state or country / Community / (Airport name) / Carrier / Type of operation / Type of service / Hub type and percent of enplanements	Enplaned passengers	Enplaned revenue tons: Freight	Express	U. S. Mail: Priority	Nonpriority	Total	Foreign mail	Total cargo and mail
	1	2	3	4	5	6	7	8	9
1	COMMUNITY TOTAL BY CARRIER (CONT.)								
2	TA DOMESTIC-------SCHEDULED	860							
3									
4	UA DOMESTIC-------SCHEDULED	110829	651.61	2.27	303.70		303.70		957.58
5									
6	UA INTERNATIONAL--SCHEDULED	1778	6.43					2.29	8.72
7									
8	UA TOTAL---------SCHEDULED	112607	658.04	2.27	303.70		303.70	2.29	966.30
9									
10	WA DOMESTIC-------SCHEDULED	238385	2431.98		425.80	.08	425.88		2857.86
11									
12	COMMUNITY TOTAL								
13	DOMESTIC-------SCHEDULED	1123431	194547.81	2.27	11473.35	32816.33	44289.68	58.78	238898.54
14	NONSCHEDULED	5239	336.21		26.32		26.32		362.53
15	ALL SERVICES	1128670	194884.02	2.27	11499.67	32816.33	44316.00	58.78	239261.07
16									
17	INTERNATIONAL--SCHEDULED	2978	63411.94		4472.47	1424.44	5896.91	41.49	69350.34
18	NONSCHEDULED		23.45						23.45
19	ALL SERVICES	2978	63435.39		4472.47	1424.44	5896.91	41.49	69373.79
20									
21	TOTAL---------SCHEDULED	1126409	257959.75	2.27	15945.82	34240.77	50186.59	100.27	308246.88
22	NONSCHEDULED	5239	359.66		26.32		26.32		385.98
23	ALL SERVICES	1131648	258319.41	2.27	15972.14	34240.77	50212.91	100.27	308634.86
24									
25									
26									
27	ANIAK N 0.00								
28	(ANIAK)								
29	BF DOMESTIC-------SCHEDULED				1.00	1.00	2.00		2.00
30									
31	MU DOMESTIC-------SCHEDULED		125.07		.28	.93	1.21		126.28
32									
33	COMMUNITY TOTAL								
34	DOMESTIC-------SCHEDULED		125.07		1.28	1.93	3.21		128.28
35									
36									
37									
38	ATQASUK N 0.00								
39	(MEADE RIVER)								
40									
41									
42	BARROW N 0.00								
43	(WILEY POST-WILL ROGERS MEM)								
44	BF DOMESTIC-------SCHEDULED	20141	392.75		40.62	83.81	124.43		517.18
45									
46									
47									
48	BETHEL N 0.00								
49	(BETHEL)								
50	AS DOMESTIC-------SCHEDULED	11113	462.87		44.32	125.54	169.86		632.73
51									
52	BF DOMESTIC-------SCHEDULED	18017	503.52		17.38	43.21	60.59		564.11
53									
54	MU DOMESTIC-------SCHEDULED		231.86		1.75	3.51	5.26		237.12
55									
56	COMMUNITY TOTAL								
57	DOMESTIC-------SCHEDULED	29130	1198.25		63.45	172.26	235.71		1433.96
58									
59									
60									
61	CANDLE N 0.00								
62	(CANDLE NO. 2)								
63									
64									
65	CAPE LISBURNE N 0.00								
66	(CAPE LISBURNE AFS)								
67									
68									
69	CAPE ROMANZOF N 0.00								
70	(CAPE RUMANZUF AFS)								
71	MU DOMESTIC-------SCHEDULED		5.00						5.00
72									
73									
74									
75	COLD BAY N 0.00								
76	(COLD BAY)								
77	FT DOMESTIC-------SCHEDULED		98.88		.01		.01		98.89
78									
79	MU DOMESTIC-------SCHEDULED		17.30			5.15	5.15		22.45
80									
81	RI DOMESTIC-------SCHEDULED	68							
82									
83	RV DOMESTIC-------SCHEDULED	9687	266.13		637.59		637.59		903.72
84	NONSCHEDULED	266	7.23						7.23
85	ALL SERVICES	9953	273.36		637.59		637.59		910.95
86									
87	COMMUNITY TOTAL								
88	DOMESTIC-------SCHEDULED	9755	382.31		637.60	5.15	642.75		1025.06
89	NONSCHEDULED	266	7.23						7.23
90	ALL SERVICES	10021	389.54		637.60	5.15	642.75		1032.29
91									
92									
93									
94	CORDOVA N 0.00								
95	(CORDOVA-MILE 13)								
96	AS DOMESTIC-------SCHEDULED	12804	896.79		31.20	68.10	99.30		996.09
97									
98									
99									
100	DEADHORSE N 0.00								
101	(DEADHORSE)								
102	AS DOMESTIC-------SCHEDULED	41873	1146.77		13.84	14.59	28.43		1175.20
103	NONSCHEDULED	111							
104	ALL SERVICES	41984	1146.77		13.84	14.59	28.43		1175.20
105									
106	BF DOMESTIC-------SCHEDULED	31336	856.46		16.64	21.42	38.06		894.52
107									
108	MU DOMESTIC-------SCHEDULED		4.16						4.16
109									
110									
111									
112									

TABLE 6
ENPLANED REVENUE PASSENGERS, ENPLANED REVENUE TONS OF CARGO AND MAIL, AND AIR TRAFFIC HUB CLASSIFICATIONS, BY TYPE OF OPERATION, BY TYPE OF SERVICE, BY COMMUNITY, AND BY CARRIER

12 MONTHS ENDED DECEMBER 31, 1985

Line No.	Area, state or country / Community / (Airport name) / Carrier / Type of operation / Type of service / Hub type and percent of enplanements	Enplaned passengers	Enplaned revenue tons: Freight	Express	U.S. Mail: Priority	Nonpriority	Total	Foreign mail	Total cargo and mail
	1	2	3	4	5	6	7	8	9
1	COMMUNITY TOTAL								
2	DOMESTIC-------SCHEDULED	73209	2007.39		30.48	36.01	66.49		2073.88
3	NONSCHEDULED	111							
4	ALL SERVICES	73320	2007.39		30.48	36.01	66.49		2073.88
8	DILLINGHAM N 0.00								
9	(DILLINGHAM MUNI)								
10	AS DOMESTIC-------SCHEDULED		13.02						13.02
12	BF DOMESTIC-------SCHEDULED	13356	222.14		21.05	47.93	68.98		291.12
14	HU DOMESTIC-------SCHEDULED		296.54		2.32	9.83	12.15		308.69
16	NI DOMESTIC-------SCHEDULED	3413	23.77						23.77
18	COMMUNITY TOTAL								
19	DOMESTIC-------SCHEDULED	16769	555.47		23.37	57.76	81.13		636.60
23	DUTCH HARBOR N 0.00								
24	(DUTCH HARBOR)								
25	BF DOMESTIC-------SCHEDULED	2315	86.00		18.66	7.52	26.18		112.18
27	HU DOMESTIC-------SCHEDULED		259.93		.47	.22	.69		260.62
29	NI DOMESTIC-------SCHEDULED	7807	23.83						23.83
30	NONSCHEDULED	163	.34						.34
31	ALL SERVICES	7970	24.17						24.17
33	RV DOMESTIC-------SCHEDULED	2239	85.64		24.07		24.07		109.71
34	NONSCHEDULED	37	5.00						5.00
35	ALL SERVICES	2276	90.64		24.07		24.07		114.71
37	COMMUNITY TOTAL								
38	DOMESTIC-------SCHEDULED	12361	455.40		43.20	7.74	50.94		506.34
39	NONSCHEDULED	200	5.34						5.34
40	ALL SERVICES	12561	460.74		43.20	7.74	50.94		511.68
44	FAIRBANKS S 0.07								
45	(FAIRBANKS INTERNATIONAL)								
46	AS DOMESTIC-------SCHEDULED	144550	899.50		456.49	496.76	953.25		1852.75
47	NONSCHEDULED	111							
48	ALL SERVICES	144661	899.50		456.49	496.76	953.25		1852.75
50	BF DOMESTIC-------SCHEDULED	50886	2055.22		307.04	3807.26	4114.30		6169.52
52	FT DOMESTIC-------SCHEDULED		105.45		1.17		1.17		106.62
54	HU DOMESTIC-------SCHEDULED		18.90						18.90
56	NW DOMESTIC-------SCHEDULED	317	1.78		3.43		3.43		5.21
58	NW INTERNATIONAL--SCHEDULED							1.23	1.23
60	NW TOTAL----------SCHEDULED	317	1.78		3.43		3.43	1.23	6.44
62	UA DOMESTIC-------SCHEDULED	16361	37.04	.20	42.77		42.77		80.01
64	WA DOMESTIC-------SCHEDULED	31240	164.95		320.30	1.78	322.08		487.03
66	COMMUNITY TOTAL								
67	DOMESTIC-------SCHEDULED	243354	3282.84	.20	1131.20	4305.80	5437.00		8720.04
68	NONSCHEDULED	111							
69	ALL SERVICES	243465	3282.84	.20	1131.20	4305.80	5437.00		8720.04
71	INTERNATIONAL--SCHEDULED							1.23	1.23
73	TOTAL----------SCHEDULED	243354	3282.84	.20	1131.20	4305.80	5437.00	1.23	8721.27
74	NONSCHEDULED	111							
75	ALL SERVICES	243465	3282.84	.20	1131.20	4305.80	5437.00	1.23	8721.27
79	FLAT N 0.00								
80	(FLAT)								
81	HU DOMESTIC-------SCHEDULED		4.05						4.05
85	GALENA N 0.00								
86	(GALENA)								
87	BF DOMESTIC-------SCHEDULED		1.00						1.00
89	HU DOMESTIC-------SCHEDULED		169.01		9.95	17.25	27.20		196.21
91	COMMUNITY TOTAL								
92	DOMESTIC-------SCHEDULED		170.01		9.95	17.25	27.20		197.21
98	GAMBELL N 0.00								
97	(GAMBELL MUNI)								
98	HU DOMESTIC-------SCHEDULED		17.05						17.05
101	GUSTAVUS N 0.00								
102	(GUSTAVUS)								
104	AS DOMESTIC-------SCHEDULED	5168	27.39		1.49	4.42	5.91		33.30
107	HOLY CROSS N 0.00								
109	(HOLY CROSS)								
110	HU DOMESTIC-------SCHEDULED		25.49		.08	.50	.58		26.07

TABLE 6
ENPLANED REVENUE PASSENGERS, ENPLANED REVENUE TONS OF CARGO AND MAIL, AND AIR TRAFFIC HUB CLASSIFICATIONS, BY TYPE OF OPERATION, BY TYPE OF SERVICE, BY COMMUNITY, AND BY CARRIER

12 MONTHS ENDED DECEMBER 31, 1985

Line No.	Area, state or country / Community / (Airport name) / Carrier / Type of operation / Type of service / Hub type and percent of enplanements	Enplaned passengers	Enplaned revenue tons: Freight	Enplaned revenue tons: Express	U.S. Mail: Priority	U.S. Mail: Nonpriority	U.S. Mail: Total	Foreign mail	Total cargo and mail
	1	2	3	4	5	6	7	8	9
1	ALASKA (CONT.)								
2	HOMER N C.00								
3	(HOMER MUNI)								
4									
5									
6	ILIAMNA N C.00								
7	(ILIAMNA)								
8	HU DOMESTIC-------SCHEDULED		110.18		1.27	8.02	9.29		119.47
9									
10									
11									
12	JUNEAU N C.00								
13	(JUNEAU MUNI)								
14	AS DOMESTIC-------SCHEDULED	134060	1471.08		699.73	460.98	1160.71		2631.79
15	NONSCHEDULED	104							
16	ALL SERVICES	134164	1471.08		699.73	460.98	1160.71		2631.79
17									
18	NA DOMESTIC-------SCHEDULED	29514	292.60		206.70		206.70		499.30
19									
20	COMMUNITY TOTAL								
21	DOMESTIC-------SCHEDULED	163574	1763.68		906.43	460.98	1367.41		3131.09
22	NONSCHEDULED	104							
23	ALL SERVICES	163678	1763.68		906.43	460.98	1367.41		3131.09
24									
25									
26									
27	KENAI N C.00								
28	(KENAI MUNI)								
29	HU DOMESTIC-------SCHEDULED		6.10						6.10
30									
31	COMMUNITY TOTAL								
32	DOMESTIC-------SCHEDULED		6.10						6.10
33									
34									
35									
36	KETCHIKAN N C.00								
37	(KETCHIKAN WATERFRONT SPB)								
38	AS DOMESTIC-------SCHEDULED	64503	854.79		117.61	300.57	418.18		1272.97
39									
40	NA DOMESTIC-------SCHEDULED	7354	282.09		3.55		3.55		285.64
41									
42	COMMUNITY TOTAL								
43	DOMESTIC-------SCHEDULED	71857	1136.88		121.16	300.57	421.73		1558.61
44									
45									
46									
47	KING COVE N C.00								
48	(KING COVE)								
49	HU DOMESTIC-------SCHEDULED		31.42						31.42
50									
51									
52									
53	KING SALMON N C.00								
54	(KING SALMON)								
55	BF DOMESTIC-------SCHEDULED	16964	291.37		44.08	99.35	143.43		434.80
56									
57	HU DOMESTIC-------SCHEDULED		627.15			1.43	1.42		628.58
58									
59	RI DOMESTIC-------SCHEDULED	3451	14.27						14.27
60									
61	RV DOMESTIC-------SCHEDULED	741	9.59		4.73		4.73		14.32
62	NONSCHEDULED	127	72.46						72.46
63	ALL SERVICES	866	82.05		4.73		4.73		86.78
64									
65	COMMUNITY TOTAL								
66	DOMESTIC-------SCHEDULED	21156	942.38		48.81	100.78	149.59		1091.97
67	NONSCHEDULED	127	72.46						72.46
68	ALL SERVICES	21283	1014.84		48.81	100.78	149.59		1164.43
69									
70									
71									
72	KODIAK N C.00								
73	(KODIAK NS/INNER HARBOR SPB)								
74	AS DOMESTIC-------SCHEDULED		13.29						13.29
75									
76	BF DOMESTIC-------SCHEDULED	28975	565.65		122.45	139.99	262.44		828.09
77									
78	HU DOMESTIC-------SCHEDULED		48.93						48.93
79									
80	RI DOMESTIC-------SCHEDULED	6883	41.58						41.58
81									
82	COMMUNITY TOTAL								
83	DOMESTIC-------SCHEDULED	37858	669.45		122.45	139.99	262.44		931.89
84									
85									
86									
87	KOTZEBUE N C.00								
88	(KOTZEBUE)								
89	AS DOMESTIC-------SCHEDULED	24897	1090.83		30.81	116.84	147.65		1238.48
90									
91	BF DOMESTIC-------SCHEDULED	24	1449.85		8.65	55.76	64.41		1514.26
92									
93	HU DOMESTIC-------SCHEDULED		334.69						334.69
94									
95	COMMUNITY TOTAL								
96	DOMESTIC-------SCHEDULED	24921	2875.37		39.46	172.60	212.06		3087.43
97									
98									
99									
100	KULIK LAKE N C.00								
101	(KULIK LAKE LODGE AIRPORT)								
102	HU DOMESTIC-------SCHEDULED		.42						.42
103									
104									
105									
106	KUPARUK N C.00								
107	(KUPARUK)								
108	AS DOMESTIC-------SCHEDULED		5.35						5.35
109									
110									
111									
112									

TABLE 6
ENPLANED REVENUE PASSENGERS, ENPLANED REVENUE TONS OF CARGO AND MAIL, AND AIR TRAFFIC HUB CLASSIFICATIONS, BY TYPE OF OPERATION, BY TYPE OF SERVICE, BY COMMUNITY, AND BY CARRIER

12 MONTHS ENDED DECEMBER 31, 1985

Line No.	Area, state or country / Community / (Airport name) / Carrier / Type of operation / Type of service / Hub type and percent of enplanements	Enplaned passengers	Enplaned revenue tons: Freight	Express	U.S. Mail: Priority	Nonpriority	Total	Foreign mail	Total cargo and mail
	1	2	3	4	5	6	7	8	9
1	ALASKA (CONT.)								
2	MCGRATH N C.GO								
3	(MCGRATH)								
4	BF DOMESTIC-------SCHEDULED		2.00						2.00
5									
6	HU DOMESTIC-------SCHEDULED		92.19		5.95	31.28	37.23		129.42
7									
8	COMMUNITY TOTAL								
9	DOMESTIC-------SCHEDULED		94.19		5.95	31.28	37.23		131.42
10									
11									
12									
13	NOME N C.GO								
14	(NOME)								
15	AS DOMESTIC-------SCHEDULED	28746	368.61		60.17	225.27	285.44		654.05
16	NONSCHEDULED	4							
17	ALL SERVICES	28750	368.61		60.17	225.27	285.44		654.05
18									
19	BF DOMESTIC-------SCHEDULED	21	673.89		2.89	19.91	22.80		696.69
20									
21	HU DOMESTIC-------SCHEDULED		90.07			.75	.75		90.82
22									
23	COMMUNITY TOTAL								
24	DOMESTIC-------SCHEDULED	28767	1132.57		63.06	245.93	308.99		1441.56
25	NONSCHEDULED	4							
26	ALL SERVICES	28771	1132.57		63.06	245.93	308.99		1441.56
27									
28									
29									
30	NYAC N C.GO								
31	(NYAC)								
32	HU DOMESTIC-------SCHEDULED		1.18						1.18
33									
34									
35									
36	PETERSBURG N C.GO								
37	(PETERSBURG APT/SP BASE)								
38	AS DOMESTIC-------SCHEDULED	14350	246.08		41.04	30.26	71.30		317.38
39									
40									
41									
42	POINT HOPE N C.GO								
43	(POINT HOPE MUNI)								
44	BF DOMESTIC-------SCHEDULED		36.19						36.19
45									
46									
47									
48	PORT HEIDEN N C.GO								
49	(PORT HEIDEN)								
50	HU DOMESTIC-------SCHEDULED		5.46						5.46
51									
52	RV DOMESTIC-------SCHEDULED	258	18.35		15.54		15.54		33.89
53									
54	COMMUNITY TOTAL								
55	DOMESTIC-------SCHEDULED	258	23.81		15.54		15.54		39.35
56									
57									
58									
59	PORT MOLLER N C.00								
60	(PORT MOLLER AFS)								
61									
62									
63	RED DEVIL N C.00								
64	(RED DEVIL)								
65									
66									
67	SAINT GEORGE N C.00								
68	(SAINT GEORGE)								
69	HU DOMESTIC-------SCHEDULED		64.27		.50	3.87	4.37		68.64
70									
71									
72									
73	ST. MARYS N C.00								
74	(ST MARYS AIRPORT)								
75	BF DOMESTIC-------SCHEDULED		7.00						7.00
76									
77	HU DOMESTIC-------SCHEDULED		657.86		.67	6.05	6.72		664.58
78									
79	COMMUNITY TOTAL								
80	DOMESTIC-------SCHEDULED		664.86		.67	6.05	6.72		671.58
81									
82									
83									
84	ST PAUL N 0.00								
85	(ST PAUL ISLAND)								
86	HU DOMESTIC-------SCHEDULED		205.46		9.13	12.46	21.59		227.05
87									
88	RV DOMESTIC-------SCHEDULED	3052	62.42		34.24		34.24		96.66
89	NONSCHEDULED	3271	46.24		.16		.16		46.40
90	ALL SERVICES	6323	108.66		34.40		34.40		143.06
91									
92	COMMUNITY TOTAL								
93	DOMESTIC-------SCHEDULED	3052	267.88		43.37	12.46	55.83		323.71
94	NONSCHEDULED	3271	46.24		.16		.16		46.40
95	ALL SERVICES	6323	314.12		43.53	12.46	55.99		370.11
96									
97									
98	SAND POINT N 0.00								
99	(SAND POINT MUNI)								
100	RV DOMESTIC-------SCHEDULED	2282	26.46		30.52		30.52		56.98
101									
102	COMMUNITY TOTAL								
103	DOMESTIC-------SCHEDULED	2282	26.46		30.52		30.52		56.98
104									
105									
106									
107	SAVOONGA N C.GO								
108	(SAVOONGA AIRPORT)								
109	HU DOMESTIC-------SCHEDULED		12.33						12.33
110									
111									
112									

TABLE 6
ENPLANED REVENUE PASSENGERS, ENPLANED REVENUE TONS OF CARGO AND MAIL, AND AIR TRAFFIC HUB CLASSIFICATIONS, BY TYPE OF OPERATION, BY TYPE OF SERVICE, BY COMMUNITY, AND BY CARRIER

12 MONTHS ENDED DECEMBER 31, 1985

Line No.	Area, state or country / Community / (Airport name) / Carrier / Type of operation / Type of service / Hub type and percent of enplanements	Enplaned passengers	Enplaned revenue tons: Freight	Express	U. S. Mail: Priority	Nonpriority	Total	Foreign mail	Total cargo and mail
	1	2	3	4	5	6	7	8	9
1	ALASKA (CONT.)								
2	SHEMYA N 0.00								
3	(SHEMYA AFB)								
4	RV DOMESTIC-------SCHEDULED	4112	131.43		114.92		114.92		246.35
5	NONSCHEDULED	1284	377.24		.47		.47		377.71
6	ALL SERVICES	5396	508.67		115.39		115.39		624.06
7									
8									
9									
10	SITKA N 0.00								
11	(SITKA)								
12	AS DOMESTIC-------SCHEDULED	46192	1278.99		132.70	89.18	221.88		1500.87
13									
14									
15									
16	STEBBINS N 0.00								
17	(STEBBINS)								
18	HU DOMESTIC-------SCHEDULED		.08						.08
19									
20									
21									
22	TATALINA N 0.00								
23	(TATALINA AFS)								
24	HU DOMESTIC-------SCHEDULED		4.83						4.83
25									
26									
27									
28	TOGIAK N 0.00								
29	(TOGIAK)								
30	HU DOMESTIC-------SCHEDULED		84.15						84.15
31									
32									
33									
34	UNALAKLEET N 0.00								
35	(UNALAKLEET)								
36	BF DOMESTIC-------SCHEDULED		305.82		.35	21.92	22.27		328.09
37									
38	HU DOMESTIC-------SCHEDULED		290.48		1.33	32.75	34.08		324.56
39									
40	COMMUNITY TOTAL								
41	DOMESTIC-------SCHEDULED		596.30		1.68	54.67	56.35		652.65
42									
43									
44									
45	WRANGELL N 0.00								
46	(WRANGELL)								
47	AS DOMESTIC-------SCHEDULED	8511	359.53		27.00	45.81	72.81		432.34
48									
49									
50									
51	YAKUTAT N 0.00								
52	(YAKUTAT)								
53	AS DOMESTIC-------SCHEDULED	7659	445.88		13.73	30.52	44.25		490.13
54									
55									
56									
57	ARIZONA								
58	----------								
59									
60									
61	PHOENIX L 1.85								
62	(PHOENIX SKY HARBOR INTL)								
63	AA DOMESTIC-------SCHEDULED	516269	2319.77		381.06	1.44	382.50		2702.27
64									
65	AL DOMESTIC-------SCHEDULED	120367	154.62	1.00	276.63		276.63		432.25
66									
67	AS DOMESTIC-------SCHEDULED	54328	170.09		7.45	207.99	215.44		385.53
68	NONSCHEDULED	136							
69	ALL SERVICES	54464	170.09		7.45	207.99	215.44		385.53
70									
71	BN DOMESTIC-------SCHEDULED	118338	129.53	3.06					132.59
72	NONSCHEDULED	208	490.28						490.28
73	ALL SERVICES	118546	619.81	3.06					622.87
74									
75	CO DOMESTIC-------SCHEDULED	268310	907.98	.25	1098.14		1098.14		2006.37
76	NONSCHEDULED	6			17.50		17.50		17.50
77	ALL SERVICES	268316	907.98	.25	1115.64		1115.64		2023.87
78									
79	DL DOMESTIC-------SCHEDULED	211192	320.81		995.53		995.53		1316.34
80	NONSCHEDULED	66							
81	ALL SERVICES	211258	320.81		995.53		995.53		1316.34
82									
83	EA DOMESTIC-------SCHEDULED	201362	1218.31		1587.20	.18	1587.38		2805.69
84	NONSCHEDULED	252							
85	ALL SERVICES	201614	1218.31		1587.20	.18	1587.38		2805.69
86									
87	FL DOMESTIC-------SCHEDULED	199868	294.37	44.10					338.47
88	NONSCHEDULED	2752							
89	ALL SERVICES	202620	294.37	44.10					338.47
90									
91	HA DOMESTIC-------SCHEDULED	113							
92									
93	HP DOMESTIC-------SCHEDULED	2346828	329.62		169.62		169.62		499.24
94	NONSCHEDULED	86							
95	ALL SERVICES	2346914	329.62		169.62		169.62		499.24
96									
97	NW DOMESTIC-------SCHEDULED	193630	771.35		991.13	.04	991.17		1762.52
98									
99	OZ DOMESTIC-------NONSCHEDULED	402							
100									
101	PS DOMESTIC-------SCHEDULED	234804	388.32		.06		.06		388.38
102	NONSCHEDULED	5092							
103	ALL SERVICES	239896	388.32		.06		.06		388.38
104									
105	RG DOMESTIC-------SCHEDULED	399146	1446.73	8.95	1398.41	35.35	1433.76		2889.44
106	NONSCHEDULED	59							
107	ALL SERVICES	399205	1446.73	8.95	1398.41	35.35	1433.76		2889.44
108									
109	TW DOMESTIC-------SCHEDULED	262953	738.81	.32	867.57		867.57		1606.70
110									
111									
112									

TABLE 6
ENPLANED REVENUE PASSENGERS, ENPLANED REVENUE TONS OF CARGO AND MAIL, AND AIR TRAFFIC
HUB CLASSIFICATIONS, BY TYPE OF OPERATION, BY TYPE OF SERVICE, BY COMMUNITY, AND BY CARRIER

12 MONTHS ENDED DECEMBER 31, 1985

Line No.	Area, state or country / Community / (Airport name) / Carrier / Type of operation / Type of service / Hub type and percent of enplanements	Enplaned passengers	Enplaned revenue tons: Freight	Express	U. S. Mail: Priority	Nonpriority	Total	Foreign mail	Total cargo and mail
	1	2	3	4	5	6	7	8	9
1	PHOENIX SKY HARBOR INTL (CONT.)								
2	UA DOMESTIC-------SCHEDULED	416350	641.13	41.04	2519.85	.01	2519.86		3202.03
3	NONSCHEDULED	434							
4	ALL SERVICES	416784	641.13	41.04	2519.85	.01	2519.86		3202.03
5									
6	WA DOMESTIC-------SCHEDULED	266446	739.10		1643.81		1643.81		2382.91
7	NONSCHEDULED	457							
8	ALL SERVICES	266903	739.10		1643.81		1643.81		2382.91
9									
10	WA INTERNATIONAL--SCHEDULED	3653	.38						.38
11									
12	WA TOTAL---------SCHEDULED	270099	739.48		1643.81		1643.81		2383.29
13	NONSCHEDULED	457							
14	ALL SERVICES	270556	739.48		1643.81		1643.81		2383.29
15									
16	NN DOMESTIC-------SCHEDULED	889059							
17	NONSCHEDULED	327							
18	ALL SERVICES	889386							
19									
20	COMMUNITY TOTAL								
21	DOMESTIC-------SCHEDULED	6699363	10570.54	98.72	11936.46	245.01	12181.47		22850.73
22	NONSCHEDULED	10277	490.28		17.50		17.50		507.78
23	ALL SERVICES	6709640	11060.82	98.72	11953.96	245.01	12198.97		23358.51
24									
25	INTERNATIONAL--SCHEDULED	3653	.38						.38
26									
27	TOTAL---------SCHEDULED	6703016	10570.92	98.72	11936.46	245.01	12181.47		22851.11
28	NONSCHEDULED	10277	490.28		17.50		17.50		507.78
29	ALL SERVICES	6713293	11061.20	98.72	11953.96	245.01	12198.97		23358.89
30									
31									
32									
33	TUCSON N 0.33								
34	(TUCSON INTL)								
35	AA DOMESTIC-------SCHEDULED	185015	379.84		5.14		5.14		384.98
36									
37	AL DOMESTIC-------SCHEDULED	22770	19.71	1.02	71.94		71.94		92.67
38									
39	AS DOMESTIC-------SCHEDULED	7981	12.22		.02	21.27	21.29		33.51
40									
41	EA DOMESTIC-------SCHEDULED	90788	268.99		628.95		628.95		897.94
42									
43	FL DOMESTIC-------SCHEDULED	86644	86.94	11.38					98.32
44	NONSCHEDULED	215							
45	ALL SERVICES	86859	86.94	11.38					98.32
46									
47	HP DOMESTIC-------SCHEDULED	287316	50.64						50.64
48									
49	JK DOMESTIC-------SCHEDULED	31321			2.00		2.00		2.00
50									
51	NW DOMESTIC-------SCHEDULED	35310	35.59		238.33		238.33		273.92
52									
53	PS DOMESTIC-------SCHEDULED	95608	76.20		13.42		13.42		89.62
54	NONSCHEDULED	150							
55	ALL SERVICES	95758	76.20		13.42		13.42		89.62
56									
57	RC DOMESTIC-------SCHEDULED	34091	72.28	.02	110.54	1.01	111.55		183.85
58									
59	TW DOMESTIC-------SCHEDULED	82798	54.36		161.45		161.45		215.81
60									
61	UA DOMESTIC-------SCHEDULED	120160	148.61	14.67	404.76		404.76		568.04
62									
63	WA DOMESTIC-------SCHEDULED	110893	118.42		410.33	.01	410.34		528.76
64	NONSCHEDULED	145							
65	ALL SERVICES	111038	118.42		410.33	.01	410.34		528.76
66									
67	COMMUNITY TOTAL								
68	DOMESTIC-------SCHEDULED	1190695	1323.80	27.09	2046.88	22.29	2069.17		3420.06
69	NONSCHEDULED	510							
70	ALL SERVICES	1191205	1323.80	27.09	2046.88	22.29	2069.17		3420.06
71									
72									
73									
74	YUMA N 0.00								
75	(INTERNATIONAL)								
76									
77									
78	ARKANSAS								
79	----------								
80									
81									
82	LITTLE ROCK S 0.20								
83	(ADAMS FIELD)								
84	AA DOMESTIC-------SCHEDULED	131865	163.41		195.85		195.85		359.26
85									
86	DL DOMESTIC-------SCHEDULED	235939	433.67		1668.30		1668.30		2101.97
87	NONSCHEDULED	10							
88	ALL SERVICES	235949	433.67		1668.30		1668.30		2101.97
89									
90	RC DOMESTIC-------SCHEDULED	58501	55.13		281.75	2.07	283.82		338.95
91									
92	TW DOMESTIC-------SCHEDULED	93457	87.63		302.39		302.39		390.02
93									
94	UA DOMESTIC-------SCHEDULED	56598	148.62	5.42	89.22		89.22		243.26
95	NONSCHEDULED	21							
96	ALL SERVICES	56619	148.62	5.42	89.22		89.22		243.26
97									
98	WN DOMESTIC-------SCHEDULED	153266							
99									
100	COMMUNITY TOTAL								
101	DOMESTIC-------SCHEDULED	729626	888.46	5.42	2537.51	2.07	2539.58		3433.46
102	NONSCHEDULED	31							
103	ALL SERVICES	729657	888.46	5.42	2537.51	2.07	2539.58		3433.46
104									
105									
106									
107									
108									
109									
110									
111									
112									

TABLE 6
ENPLANED REVENUE PASSENGERS, ENPLANED REVENUE TONS OF CARGO AND MAIL, AND AIR TRAFFIC HUB CLASSIFICATIONS, BY TYPE OF OPERATION, BY TYPE OF SERVICE, BY COMMUNITY, AND BY CARRIER

12 MONTHS ENDED DECEMBER 31, 1985

Line No.	Area, state or country / Community / (Airport name) / Carrier / Type of operation / Type of service / Hub type and percent of enplanements	Enplaned passengers	Enplaned revenue tons: Freight	Express	U. S. Mail: Priority	Nonpriority	Total	Foreign mail	Total cargo and mail
	1	2	3	4	5	6	7	8	9
1	CALIFORNIA								
5	BAKERSFIELD N 0.00								
6	(MEADOWS FIELD)								
7	AA DOMESTIC-------SCHEDULED	41797	23.99						23.99
9	UA DOMESTIC-------SCHEDULED	28790	10.04	1.21					11.25
11	COMMUNITY TOTAL								
12	DOMESTIC-------SCHEDULED	70587	34.03	1.21					35.24
16	EUREKA/ARCATA N 0.00								
17	(ARCATA)								
18	PS DOMESTIC-------SCHEDULED	1134							
20	UA DOMESTIC-------SCHEDULED	41035	282.78	2.18	.13		.13		285.09
22	COMMUNITY TOTAL								
23	DOMESTIC-------SCHEDULED	42169	282.78	2.18	.13		.13		285.09
27	FAIRFIELD N 0.00								
28	(TRAVIS AFB)								
31	FRESNO S 0.09								
32	(FRESNO AIR TERMINAL)								
33	PS DOMESTIC-------SCHEDULED	111754	121.32		6.70		6.70		128.02
35	AC DOMESTIC-------SCHEDULED	6253	46.26	.56	133.30	4.58	137.88		184.70
37	UA DOMESTIC-------SCHEDULED	130851	111.14	12.47	59.38		59.38		182.99
38	NONSCHEDULED	208							
39	ALL SERVICES	131059	111.14	12.47	59.38		59.38		182.99
41	WA DOMESTIC-------SCHEDULED	80028	152.73		707.30		707.30		860.03
43	COMMUNITY TOTAL								
44	DOMESTIC-------SCHEDULED	328886	431.45	13.03	906.68	4.58	911.26		1355.74
45	NONSCHEDULED	208							
46	ALL SERVICES	329094	431.45	13.03	906.68	4.58	911.26		1355.74
50	INDIO/PALM SPRINGS S 0.07								
51	(PALM SPRINGS MUNI)								
52	AA DOMESTIC-------SCHEDULED	53277	44.44						44.44
54	AS DOMESTIC-------SCHEDULED	37103	21.23			.43	.43		21.66
56	FL DOMESTIC-------SCHEDULED	25509	12.92	2.49					15.41
58	HA DOMESTIC-------SCHEDULED	573							
60	HP DOMESTIC-------SCHEDULED	6248	.03						.03
62	OC DOMESTIC-------SCHEDULED	25352	9.50						9.50
64	TW DOMESTIC-------SCHEDULED	25165	19.51		8.79		8.79		28.30
66	UA DOMESTIC-------SCHEDULED	32694	6.56	1.23					7.79
67	NONSCHEDULED	233							
68	ALL SERVICES	32927	6.56	1.23					7.79
70	WA DOMESTIC-------SCHEDULED	36103	8.06						8.06
71	NONSCHEDULED	42							
72	ALL SERVICES	36145	8.06						8.06
74	COMMUNITY TOTAL								
75	DOMESTIC-------SCHEDULED	242024	122.25	3.72	8.79	.43	9.22		135.19
76	NONSCHEDULED	275							
77	ALL SERVICES	242299	122.25	3.72	8.79	.43	9.22		135.19
81	LAKE TAHOE N 0.00								
82	(LAKE TAHOE)								
83	OC DOMESTIC-------SCHEDULED	70217	3.58						3.58
84	NONSCHEDULED	92							
85	ALL SERVICES	70309	3.58						3.58
89	LOS ANGELES/BURBNK/LNG.BCH / L 5.38								
90	(HOLLYWOOD-BURBANK) 0.40								
91	AA DOMESTIC-------SCHEDULED	78446	31.42						31.42
93	AS DOMESTIC-------SCHEDULED	82150	694.15		4.23	4.93	9.16		703.31
94	NONSCHEDULED	246							
95	ALL SERVICES	82396	694.15		4.23	4.93	9.16		703.31
97	CO DOMESTIC-------SCHEDULED	74971	162.68	.02	2.06		2.06		164.76
99	HP DOMESTIC-------SCHEDULED	111596	5.23						5.23
101	OC DOMESTIC-------SCHEDULED	221059	450.19	.					450.24
102	NONSCHEDULED	100							
103	ALL SERVICES	221159	450.19	.05					450.24
105	PS DOMESTIC-------SCHEDULED	800186	865.28		4.44		4.44		869.72
107	RC DOMESTIC-------SCHEDULED	32132	167.39	.30		4.43	4.43		172.12
109	TW DOMESTIC-------SCHEDULED	3094	.57		.60		.60		1.17

TABLE 6
ENPLANED REVENUE PASSENGERS, ENPLANED REVENUE TONS OF CARGO AND MAIL, AND AIR TRAFFIC
HUB CLASSIFICATIONS, BY TYPE OF OPERATION, BY TYPE OF SERVICE, BY COMMUNITY, AND BY CARRIER

12 MONTHS ENDED DECEMBER 31, 1985

Line No.	Area, state or country / Community / (Airport name) / Carrier / Type of operation / Type of service / Hub type and percent of enplanements	Enplaned passengers	Enplaned revenue tons: Freight	Express	U. S. Mail: Priority	Nonpriority	Total	Foreign mail	Total cargo and mail
	1	2	3	4	5	6	7	8	9
1	HOLLYWOOD-BURBANK (CONT.)								
2	WA DOMESTIC-------SCHEDULED	45489	62.55		.02		.02		62.57
3									
4	AIRPORT TOTAL								
5	DOMESTIC-------SCHEDULED	1449123	2439.26	.37	11.55	9.36	20.91		2460.54
6	NONSCHEDULED	346							
7	ALL SERVICES	1449469	2439.26	.37	11.55	9.36	20.91		2460.54
8									
9	(LONG BEACH) 0.15								
10	AA DOMESTIC-------SCHEDULED	99664	52.85						52.85
11									
12	AS DOMESTIC-------SCHEDULED	72117	167.45		.22	.62	.84		168.29
13	NONSCHEDULED	135							
14	ALL SERVICES	72252	167.45		.22	.62	.84		168.29
15									
16	PS DOMESTIC-------SCHEDULED	104604	17.14						17.14
17									
18	SI DOMESTIC-------SCHEDULED	221107	1098.70	3.00					1101.70
19	NONSCHEDULED	1342							
20	ALL SERVICES	222449	1098.70	3.00					1101.70
21									
22	UA DOMESTIC-------SCHEDULED	42849	48.11	.38	.04		.04		48.53
23	NONSCHEDULED	265							
24	ALL SERVICES	43114	48.11	.38	.04		.04		48.53
25									
26	AIRPORT TOTAL								
27	DOMESTIC-------SCHEDULED	540341	1384.25	3.38	.26	.62	.88		1388.51
28	NONSCHEDULED	1742							
29	ALL SERVICES	542083	1384.25	3.38	.26	.62	.88		1388.51
30									
31	(LOS ANGELES INTERNATIONAL) 4.39								
32	AA DOMESTIC-------SCHEDULED	1668611	23532.02		4073.45	487.97	4561.42		28093.44
33	NONSCHEDULED	373							
34	ALL SERVICES	1668984	23532.02		4073.45	487.97	4561.42		28093.44
35									
36	AL DOMESTIC-------SCHEDULED	223958	912.25	16.61	1936.43		1936.43		2865.29
37									
38	AS DOMESTIC-------SCHEDULED	69752	194.91		14.74	368.60	383.34		578.25
39									
40	BN DOMESTIC-------SCHEDULED	152266	698.45	18.72	20.37		20.37		737.54
41	NONSCHEDULED	499	452.92						452.92
42	ALL SERVICES	152765	1151.37	18.72	20.37		20.37		1190.46
43									
44	CO DOMESTIC-------SCHEDULED	783075	16580.16	.80	5457.90	1083.21	6541.11		23122.07
45	NONSCHEDULED	4			12.50		12.50		12.50
46	ALL SERVICES	783079	16580.16	.80	5470.40	1083.21	6553.61		23134.57
47									
48	DL DOMESTIC-------SCHEDULED	690102	10811.45		3936.57		3936.57		14748.02
49	NONSCHEDULED	51							
50	ALL SERVICES	690153	10811.45		3936.57		3936.57		14748.02
51									
52	EA DOMESTIC-------SCHEDULED	634115	8821.23		6939.90	.22	6940.12		15761.35
53	NONSCHEDULED	425							
54	ALL SERVICES	634540	8821.23		6939.90	.22	6940.12		15761.35
55									
56	EZ DOMESTIC-------SCHEDULED		7199.00						7199.00
57	NONSCHEDULED		63.00						63.00
58	ALL SERVICES		7262.00						7262.00
59									
60	FL DOMESTIC-------SCHEDULED	142274	474.18	28.46					502.64
61	NONSCHEDULED	12373							
62	ALL SERVICES	154647	474.18	28.46					502.64
	FT DOMESTIC-------SCHEDULED		35493.16		746.85	105.04	851.89		36345.05
	NONSCHEDULED	1143	38.85						38.85
66	ALL SERVICES	1143	35532.01		746.85	105.04	851.89		36383.90
67									
68	FT INTERNATIONAL--NONSCHEDULED	6157	73.95						73.95
69									
70	FT TOTAL---------SCHEDULED		35493.16		746.85	105.04	851.89		36345.05
71	NONSCHEDULED	7300	112.80						112.80
72	ALL SERVICES	7300	35605.96		746.85	105.04	851.89		36457.85
73									
74	FW DOMESTIC-------SCHEDULED	1284							
75									
76	HA DOMESTIC-------SCHEDULED	36526	19.94						19.94
77	NONSCHEDULED	12543							
78	ALL SERVICES	99069	19.94						19.94
79									
80	HP DOMESTIC-------SCHEDULED	429340	91.36		26.93		26.93		118.29
81									
82	MC DOMESTIC-------SCHEDULED	170694							
83	NONSCHEDULED	240							
84	ALL SERVICES	170934							
85									
86	NW DOMESTIC-------SCHEDULED	327433	13929.97		3360.72	68.83	3429.55	22.06	17381.58
87	NONSCHEDULED	79							
88	ALL SERVICES	327512	13929.97		3360.72	68.83	3429.55	22.06	17381.58
89									
90	NW INTERNATIONAL--SCHEDULED	114016	984.80		173.91	32.97	206.88	33.75	1225.43
91									
92	NW TOTAL---------SCHEDULED	441449	14914.77		3534.63	101.80	3636.43	55.81	18607.01
93	NONSCHEDULED	79							
94	ALL SERVICES	441528	14914.77		3534.63	101.80	3636.43	55.81	18607.01
95									
96	GC DOMESTIC-------SCHEDULED	642127	854.42	.32	2394.55		2394.55		3249.29
97	NONSCHEDULED	28970							
98	ALL SERVICES	671097	854.42	.32	2394.55		2394.55		3249.29
99									
100	PA DOMESTIC-------SCHEDULED	335405	9088.30		2888.33		2888.33	15.44	11992.07
101	NONSCHEDULED	193							
102	ALL SERVICES	335598	9088.30		2888.33		2888.33	15.44	11992.07
103									
104	PA INTERNATIONAL--SCHEDULED	184498	2949.15		739.48	.91	740.39	.15	3689.69
105									
106	PA TOTAL---------SCHEDULED	519903	12037.45		3627.81	.91	3628.72	15.59	15681.76
107	NONSCHEDULED	193							
108	ALL SERVICES	520096	12037.45		3627.81	.91	3628.72	15.59	15681.76
109									
110	PE DOMESTIC-------SCHEDULED	214313	5627.73						5627.73
111									
112									

TABLE 6
ENPLANED REVENUE PASSENGERS, ENPLANED REVENUE TONS OF CARGO AND MAIL, AND AIR TRAFFIC HUB CLASSIFICATIONS, BY TYPE OF OPERATION, BY TYPE OF SERVICE, BY COMMUNITY, AND BY CARRIER

12 MONTHS ENDED DECEMBER 31, 1985

Line No.	Area, state or country / Community / (Airport name) / Carrier / Type of operation / Type of service / Hub type and percent of enplanements	Enplaned passengers	Enplaned revenue tons: Freight	Express	U. S. Mail: Priority	Nonpriority	Total	Foreign mail	Total cargo and mail
	1	2	3	4	5	6	7	8	9
1	LOS ANGELES INTERNATIONAL (CONT.)								
2	PI DOMESTIC-------SCHEDULED	110382	209.81		421.44		421.44		631.25
3									
4	PS DOMESTIC-------SCHEDULED	1926663	4565.37		620.96		620.96		5186.33
5	NONSCHEDULED	12987							
6	ALL SERVICES	1939650	4565.37		620.96		620.96		5186.33
7									
8	QT DOMESTIC-------SCHEDULED	4640							
9									
10	RC DOMESTIC-------SCHEDULED	347415	2262.20	18.16	2751.46	63.95	2815.41		5095.77
11									
12	TA DOMESTIC-------SCHEDULED	3028							
13									
14	TW DOMESTIC-------SCHEDULED	919701	13748.94	16.74	5812.06	130.50	5942.56		19708.24
15	NONSCHEDULED	95							
16	ALL SERVICES	919796	13748.94	16.74	5812.06	130.50	5942.56		19708.24
17									
18	TW INTERNATIONAL--SCHEDULED	92588	1311.11		218.65		218.65		1529.76
19									
20	TW TOTAL---------SCHEDULED	1012289	15060.05	16.74	6030.71	130.50	6161.21		21238.00
21	NONSCHEDULED	95							
22	ALL SERVICES	1012384	15060.05	16.74	6030.71	130.50	6161.21		21238.00
23									
24	UA DOMESTIC-------SCHEDULED	2481927	36192.98	458.54	6832.24	2483.20	9315.44		45966.96
25	NONSCHEDULED	8242							
26	ALL SERVICES	2490169	36192.98	458.54	6832.24	2483.20	9315.44		45966.96
27									
28	VK DOMESTIC-------SCHEDULED		372.00						372.00
29									
30	WA DOMESTIC-------SCHEDULED	2159069	20631.96		9966.55	4.49	9971.44		30603.40
31	NONSCHEDULED	1574							
32	ALL SERVICES	2160643	20631.96		9966.55	4.49	9971.44		30603.40
33									
34	WA INTERNATIONAL--SCHEDULED	212420	1194.97		416.05	.34	416.39		1611.36
35									
36	WA TOTAL---------SCHEDULED	2371489	21826.93		10383.00	4.83	10387.83		32214.76
37	NONSCHEDULED	1574							
38	ALL SERVICES	2373063	21826.93		10383.00	4.83	10387.83		32214.76
39									
40	WN DOMESTIC-------SCHEDULED	467076							
41	NONSCHEDULED	50							
42	ALL SERVICES	467126							
43									
44	WO DOMESTIC-------SCHEDULED	276731	5218.00		205.00		205.00		5423.00
45									
46	AIRPORT TOTAL								
47	DOMESTIC-------SCHEDULED	15267607	217529.79	558.35	58406.85	4796.01	63202.86	37.50	281328.50
48	NONSCHEDULED	79841	554.77		12.50		12.50		567.27
49	ALL SERVICES	15347448	218084.56	558.35	58419.35	4796.01	63215.36	37.50	281895.77
50									
51	INTERNATIONAL--SCHEDULED	603522	6440.03		1548.09	34.22	1582.31	33.90	8056.24
52	NONSCHEDULED	6157	73.95						73.95
53	ALL SERVICES	609679	6513.98		1548.09	34.22	1582.31	33.90	8130.19
54									
55	TOTAL---------SCHEDULED	15871129	223969.82	558.35	59954.94	4830.23	64785.17	71.40	289384.74
56	NONSCHEDULED	85998	628.72		12.50		12.50		641.22
57	ALL SERVICES	15957127	224598.54	558.35	59967.44	4830.23	64797.67	71.40	290025.96
58									
59	(ORANGE COUNTY) C.44								
60	AA DOMESTIC-------SCHEDULED	186303	1.66		.10	2.21	2.31		3.97
61									
62	CO DOMESTIC-------SCHEDULED	48842							
63									
64	FL DOMESTIC-------SCHEDULED	146320	178.95	6.17					185.12
65	NONSCHEDULED	3833							
66	ALL SERVICES	150153	178.95	6.17					185.12
67									
68	HP DOMESTIC-------SCHEDULED	56620	11.76						11.76
69									
70	UC DOMESTIC-------SCHEDULED	501689	165.46	.51					165.97
71									
72	PS DOMESTIC-------SCHEDULED	337192	181.56		.13		.13		181.69
73									
74	RC DOMESTIC-------SCHEDULED	139414	478.43	1.19	43.41	12.67	56.08		535.70
75									
76	SI DOMESTIC-------SCHEDULED	42273	.40	.10					.50
77	NONSCHEDULED	46							
78	ALL SERVICES	42319	.40	.10					.50
79									
80	WA DOMESTIC-------SCHEDULED	80859	183.14		.22		.22		183.36
81									
82	AIRPORT TOTAL								
83	DOMESTIC-------SCHEDULED	1579712	1201.36	7.97	43.86	14.88	58.74		1268.07
84	NONSCHEDULED	3879							
85	ALL SERVICES	1583591	1201.36	7.97	43.86	14.88	58.74		1268.07
86									
87	COMMUNITY TOTAL BY CARRIER								
88	AA DOMESTIC-------SCHEDULED	2033024	23617.95		4073.55	490.18	4563.73		28181.68
89	NONSCHEDULED	373							
90	ALL SERVICES	2033397	23617.95		4073.55	490.18	4563.73		28181.68
91									
92	AL DOMESTIC-------SCHEDULED	223958	912.25	16.61	1936.43		1936.43		2865.29
93									
94	AS DOMESTIC-------SCHEDULED	224019	1056.51		19.19	374.15	393.34		1449.85
95	NONSCHEDULED	381							
96	ALL SERVICES	224400	1056.51		19.19	374.15	393.34		1449.85
97									
98	BN DOMESTIC-------SCHEDULED	152266	698.45	18.72	20.37		20.37		737.54
99	NONSCHEDULED	499	452.92						452.92
100	ALL SERVICES	152765	1151.37	18.72	20.37		20.37		1190.46
101									
102	CO DOMESTIC-------SCHEDULED	906688	16742.84	.82	5459.96	1083.21	6543.17		23286.83
103	NONSCHEDULED	4			12.50		12.50		12.50
104	ALL SERVICES	906692	16742.84	.82	5472.46	1083.21	6555.67		23299.33
105									
106	DL DOMESTIC-------SCHEDULED	690102	10811.45		3936.57		3936.57		14748.02
107	NONSCHEDULED	51							
108	ALL SERVICES	690153	10811.45		3936.57		3936.57		14748.02
109									
110	EA DOMESTIC-------SCHEDULED	634115	8821.23		6939.68	.22	6940.12		15761.35
111	NONSCHEDULED	425							
112	ALL SERVICES	634540	8821.23		6939.90	.22	6940.12		15761.35

TABLE 6
ENPLANED REVENUE PASSENGERS, ENPLANED REVENUE TONS OF CARGO AND MAIL, AND AIR TRAFFIC HUB CLASSIFICATIONS, BY TYPE OF OPERATION, BY TYPE OF SERVICE, BY COMMUNITY, AND BY CARRIER

12 MONTHS ENDED DECEMBER 31, 1985

Line No.	Area, state or country / Community / (Airport name) / Carrier / Type of operation / Type of service / Hub type and percent of enplanements	Enplaned passengers	Enplaned revenue tons: Freight	Express	U. S. Mail: Priority	Nonpriority	Total	Foreign mail	Total cargo and mail
	1	2	3	4	5	6	7	8	9
1	COMMUNITY TOTAL BY CARRIER (CONT.)								
2	EZ DOMESTIC-------SCHEDULED		7199.00						7199.00
3	NONSCHEDULED		63.00						63.00
4	ALL SERVICES		7262.00						7262.00
5									
6	FL DOMESTIC-------SCHEDULED	288594	653.13	34.63					687.76
7	NONSCHEDULED	16206							
8	ALL SERVICES	304800	653.13	34.63					687.76
9									
10	FT DOMESTIC-------SCHEDULED		35493.16		746.85	105.04	851.89		36345.05
11	NONSCHEDULED	1143	38.85						38.85
12	ALL SERVICES	1143	35532.01		746.85	105.04	851.89		36383.90
13									
14	FT INTERNATIONAL--NONSCHEDULED	6157	73.95						73.95
15									
16	FT TOTAL---------SCHEDULED		35493.16		746.85	105.04	851.89		36345.05
17	NONSCHEDULED	7300	112.80						112.80
18	ALL SERVICES	7300	35605.96		746.85	105.04	851.89		36457.85
19									
20	FN DOMESTIC-------SCHEDULED	1284							
21									
22	HA DOMESTIC-------SCHEDULED	86526	19.94						19.94
23	NONSCHEDULED	12543							
24	ALL SERVICES	99069	19.94						19.94
25									
26	HP DOMESTIC-------SCHEDULED	637756	108.35		26.93		26.93		135.28
27									
28	HC DOMESTIC-------SCHEDULED	170694							
29	NONSCHEDULED	240							
30	ALL SERVICES	170934							
31									
32	NW DOMESTIC-------SCHEDULED	327433	13929.97		3360.72	68.83	3429.55	22.06	17381.58
33	NONSCHEDULED	79							
34	ALL SERVICES	327512	13929.97		3360.72	68.83	3429.55	22.06	17381.58
35									
36	NW INTERNATIONAL--SCHEDULED	114016	984.80		173.91	32.97	206.88	33.75	1225.43
37									
38	NW TOTAL---------SCHEDULED	441449	14914.77		3534.63	101.80	3636.43	55.81	18607.01
39	NONSCHEDULED	79							
40	ALL SERVICES	441528	14914.77		3534.63	101.80	3636.43	55.81	18607.01
41									
42	OC DOMESTIC-------SCHEDULED	1364875	1470.07	.88	2394.55		2394.55		3865.50
43	NONSCHEDULED	29070							
44	ALL SERVICES	1393945	1470.07	.88	2394.55		2394.55		3865.50
45									
46	PA DOMESTIC-------SCHEDULED	335405	9088.30		2888.33		2888.33	15.44	11992.07
47	NONSCHEDULED	193							
48	ALL SERVICES	335598	9088.30		2888.33		2888.33	15.44	11992.07
49									
50	PA INTERNATIONAL--SCHEDULED	184498	2949.15		739.48	.91	740.39	.15	3689.69
51									
52	PA TOTAL---------SCHEDULED	519903	12037.45		3627.81	.91	3628.72	15.59	15681.76
53	NONSCHEDULED	193							
54	ALL SERVICES	520096	12037.45		3627.81	.91	3628.72	15.59	15681.76
55									
56	PE DOMESTIC-------SCHEDULED	214313	5627.73						5627.73
57									
58	PI DOMESTIC-------SCHEDULED	110382	209.81		421.44		421.44		631.25
59									
60	PS DOMESTIC-------SCHEDULED	3168645	5629.35		625.53		625.53		6254.88
61	NONSCHEDULED	12987							
62	ALL SERVICES	3181632	5629.35		625.53		625.53		6254.88
63									
64	QT DOMESTIC-------SCHEDULED	4640							
65									
66	RC DOMESTIC-------SCHEDULED	518661	2908.02	19.65	2794.67	81.05	2875.92		5803.59
67									
68	SI DOMESTIC-------SCHEDULED	263380	1099.10	3.10					1102.20
69	NONSCHEDULED	1388							
70	ALL SERVICES	264768	1099.10	3.10					1102.20
71									
72	TA DOMESTIC-------SCHEDULED	3028							
73									
74	TW DOMESTIC-------SCHEDULED	922795	13749.31	16.74	5812.66	130.50	5943.36		19709.41
75	NONSCHEDULED	95							
76	ALL SERVICES	922890	13749.31	16.74	5812.66	130.50	5943.36		19709.41
77									
78	TW INTERNATIONAL--SCHEDULED	92588	1311.11		218.65		218.65		1529.76
79									
80	TW TOTAL---------SCHEDULED	1015383	15060.42	16.74	6031.51	130.50	6162.01		21239.17
81	NONSCHEDULED	95							
82	ALL SERVICES	1015478	15060.42	16.74	6031.51	130.50	6162.01		21239.17
83									
84	UA DOMESTIC-------SCHEDULED	2524776	36241.09	458.92	6832.28	2483.20	9315.48		46015.49
85	NONSCHEDULED	8507							
86	ALL SERVICES	2533283	36241.09	458.92	6832.28	2483.20	9315.48		46015.49
87									
88	VK DOMESTIC-------SCHEDULED		372.00						372.00
89									
90	WA DOMESTIC-------SCHEDULED	2285417	20877.65		9967.19	4.49	9971.68		30849.33
91	NONSCHEDULED	1574							
92	ALL SERVICES	2286991	20877.65		9967.19	4.49	9971.68		30849.33
93									
94	WA INTERNATIONAL--SCHEDULED	212420	1194.97		416.05	.34	416.39		1611.36
95									
96	WA TOTAL---------SCHEDULED	2497837	22072.62		10383.24	4.83	10388.07		32460.69
97	NONSCHEDULED	1574							
98	ALL SERVICES	2499411	22072.62		10383.24	4.83	10388.07		32460.69
99									
100	WN DOMESTIC-------SCHEDULED	467076							
101	NONSCHEDULED	50							
102	ALL SERVICES	467126							
103									
104	WO DOMESTIC-------SCHEDULED	276731	5218.00		205.00		205.00		5423.00
105									
106	COMMUNITY TOTAL								
107	DOMESTIC-------SCHEDULED	18836783	222554.66	570.07	58462.52	4820.87	63283.39	37.50	286445.62
108	NONSCHEDULED	85808	554.77		12.50		12.50		567.27
109	ALL SERVICES	18922591	223109.43	570.07	58475.02	4820.87	63295.89	37.50	287012.89
110									
111									
112									

TABLE 6
ENPLANED REVENUE PASSENGERS, ENPLANED REVENUE TONS OF CARGO AND MAIL, AND AIR TRAFFIC HUB CLASSIFICATIONS, BY TYPE OF OPERATION, BY TYPE OF SERVICE, BY COMMUNITY, AND BY CARRIER

12 MONTHS ENDED DECEMBER 31, 1985

Line No.	Area, state or country / Community (Airport name) / Carrier / Type of operation / Type of service / Hub type and percent of enplanements	Enplaned passengers	Enplaned revenue tons: Freight	Express	U.S. Mail: Priority	Nonpriority	Total	Foreign mail	Total cargo and mail
	1	2	3	4	5	6	7	8	9
1	COMMUNITY TOTAL (CONT.)								
2	INTERNATIONAL--SCHEDULED	603522	6440.33		1548.09	34.22	1582.31	33.90	8056.24
3	NONSCHEDULED	6157	73.95						73.95
4	ALL SERVICES	609679	6513.98		1548.09	34.22	1582.31	33.90	8130.19
5									
6	TOTAL----------SCHEDULED	19440305	228994.69	570.07	60010.61	4855.09	64865.70	71.40	294501.86
7	NONSCHEDULED	91965	628.72		12.50		12.50		641.22
8	ALL SERVICES	19532270	229623.41	570.07	60023.11	4855.09	64878.20	71.40	295143.08
9									
10									
11									
12	MIRAMAR N [illegible]								
13	(MIRAMAR NAS)								
14									
15									
16	ONTARIO/SAN BERNARDI/RIVERSIDE M C.45								
17	(ONTARIO INTERNATIONAL)								
18	AA DOMESTIC-------SCHEDULED	245136	189.47		281.99	.78	282.77		472.24
19									
20	AS DOMESTIC-------SCHEDULED	119294	[illegible]		20.46	543.57	564.03		682.13
21	NONSCHEDULED	135							
22	ALL SERVICES	119829	118.10		20.46	543.57	564.03		682.13
23									
24	CO DOMESTIC-------SCHEDULED	41944	617.24	.91	76.65		76.65		694.80
25									
26	OL DOMESTIC-------SCHEDULED	111648	149.78		444.74		444.74		594.52
27									
28	EA DOMESTIC-------SCHEDULED	[illegible]	[illegible]		777.81	8.78	786.59		861.62
29	NONSCHEDULED	65							
30	ALL SERVICES	52330	75.[illegible]		777.81	8.78	786.59		861.62
31									
32	FT DOMESTIC-------SCHEDULED		37.75		.28		.28		88.03
33									
34	HA DOMESTIC-------SCHEDULED	53							
35									
36	HP DOMESTIC-------SCHEDULED	205437	11.98		11.61		11.61		23.59
37									
38	JK DOMESTIC-------SCHEDULED	62300		1.00	6.00	7.00	13.00		14.00
39									
40	NW DOMESTIC-------SCHEDULED		5.00		.05	1.54	1.59		6.59
41									
42	UC DOMESTIC-------SCHEDULED	374589	309.54	.14	516.80		516.80		1226.48
43	NONSCHEDULED	336							
44	ALL SERVICES	374925	309.54	.14	516.80		516.80		1226.48
45									
46	PS DOMESTIC-------SCHEDULED	61511	4.08		.32		.32		4.40
47									
48	AC DOMESTIC-------SCHEDULED	26507	91.29		1.95	.61	2.56		93.85
49									
50	TW DOMESTIC-------SCHEDULED	71080	31.30		311.15		311.15		342.45
51									
52	UA DOMESTIC-------SCHEDULED	226859	214.32	17.48	760.48		760.48		992.28
53	NONSCHEDULED	465							
54	ALL SERVICES	227324	214.32	17.48	760.48		760.48		992.28
55									
56	WA DOMESTIC-------SCHEDULED	68753	119.44		174.21		174.21		293.65
57									
58	WN DOMESTIC-------SCHEDULED	51596							
59	NONSCHEDULED	226							
60	ALL SERVICES	51822							
61									
62	COMMUNITY TOTAL								
63	DOMESTIC-------SCHEDULED	1769872	2024.32	19.53	3784.50	562.28	4346.78		6390.63
64	NONSCHEDULED	1227							
65	ALL SERVICES	1771099	2024.32	19.53	3784.50	562.28	4346.78		6390.63
66									
67									
68									
69	RED BLUFF/REDDING N C.00								
70	(REDDING MUNI)								
71	HA DOMESTIC-------SCHEDULED	150							
72									
73	UA DOMESTIC-------SCHEDULED	30606	30.12	3.54	.06		.06		33.72
74	NONSCHEDULED	80							
75	ALL SERVICES	30686	30.12	3.54	.06		.06		33.72
76									
77	COMMUNITY TOTAL								
78	DOMESTIC-------SCHEDULED	30756	30.12	3.54	.06		.06		33.72
79	NONSCHEDULED	80							
80	ALL SERVICES	30836	30.12	3.54	.06		.06		33.72
81									
82									
83									
84	SACRAMENTO M C.37								
85	(EXECUTIVE) C.00								
86	(SACRAMENTO METROPOLITAN) C.37								
87	AA DOMESTIC-------SCHEDULED	201676	150.60		345.45		345.45		496.05
88									
89	FL DOMESTIC-------SCHEDULED	60670	140.31	8.36					148.37
90									
91	FT DOMESTIC-------SCHEDULED		129.55		.83		.83		130.38
92									
93	HA DOMESTIC-------SCHEDULED	1275							
94	NONSCHEDULED	3910							
95	ALL SERVICES	5185							
96									
97	HP DOMESTIC-------SCHEDULED	50466	23.76		77.71		77.71		101.47
98									
99	CC DOMESTIC-------SCHEDULED	231131	136.34	.07	156.67		156.67		293.28
100									
101	PS DOMESTIC-------SCHEDULED	382781	194.84		.03		.03		194.87
102	NONSCHEDULED	117							
103	ALL SERVICES	382898	194.84		.03		.03		194.87
104									
105	QX DOMESTIC-------SCHEDULED	7140	22.20						22.20
106									
107	RC DOMESTIC-------SCHEDULED	35667	108.75	.94	747.01	1.12	748.13		857.85
108									
109	UA DOMESTIC-------SCHEDULED	178222	520.40	31.25	1156.21	97.80	1254.01		1805.66
110	NONSCHEDULED	140							
111	ALL SERVICES	178362	520.40	31.25	1156.21	97.80	1254.01		1805.66
112									

TABLE 6
ENPLANED REVENUE PASSENGERS, ENPLANED REVENUE TONS OF CARGO AND MAIL, AND AIR TRAFFIC HUB CLASSIFICATIONS, BY TYPE OF OPERATION, BY TYPE OF SERVICE, BY COMMUNITY, AND BY CARRIER

12 MONTHS ENDED DECEMBER 31, 1985

Line No.	Area, state or country / Community / (Airport name) / Carrier / Type of operation / Type of service / Hub type and percent of enplanements	Enplaned passengers	Enplaned revenue tons: Freight	Express	U.S. Mail: Priority	Nonpriority	Total	Foreign mail	Total cargo and mail
	1	2	3	4	5	6	7	8	9
1	SACRAMENTO METROPOLITAN (CONT.)								
2	WA DOMESTIC-------SCHEDULED	191954	275.48		2485.74	.06	2485.80		2761.28
3	NONSCHEDULED	80							
4	ALL SERVICES	192034	275.48		2485.74	.06	2485.80		2761.28
5									
6	AIRPORT TOTAL								
7	DOMESTIC-------SCHEDULED	1345384	1701.96	40.62	4969.85	98.98	5068.83		6811.41
8	NONSCHEDULED	4247							
9	ALL SERVICES	1349631	1701.96	40.62	4969.85	98.98	5068.83		6811.41
10									
11	COMMUNITY TOTAL BY CARRIER								
12	AA DOMESTIC-------SCHEDULED	201678	150.60		345.45		345.45		496.05
13									
14	FL DOMESTIC-------SCHEDULED	50870	140.01	8.36					148.37
15									
16	FT DOMESTIC-------SCHEDULED		129.55		.83		.83		130.38
17									
18	HA DOMESTIC-------SCHEDULED	1275							
19	NONSCHEDULED	3910							
20	ALL SERVICES	5185							
21									
22	HP DOMESTIC-------SCHEDULED	50466	23.76		77.71		77.71		101.47
23									
24	CC DOMESTIC-------SCHEDULED	231131	136.34	.07	156.87		156.87		293.28
25									
26	PS DOMESTIC-------SCHEDULED	382781	194.84		.03		.03		194.87
27	NONSCHEDULED	117							
28	ALL SERVICES	382898	194.84		.03		.03		194.87
29									
30	QX DOMESTIC-------SCHEDULED	7140	22.20						22.20
31									
32	RC DOMESTIC-------SCHEDULED	35667	106.78	.94	747.01	1.12	748.13		857.85
33									
34	UA DOMESTIC-------SCHEDULED	178222	520.40	31.25	1156.21	97.80	1254.01		1805.66
35	NONSCHEDULED	140							
36	ALL SERVICES	178362	520.40	31.25	1156.21	97.80	1254.01		1805.66
37									
38	WA DOMESTIC-------SCHEDULED	191954	275.48		2485.74	.06	2485.80		2761.28
39	NONSCHEDULED	80							
40	ALL SERVICES	192034	275.48		2485.74	.06	2485.80		2761.28
41									
42	COMMUNITY TOTAL								
43	DOMESTIC-------SCHEDULED	1345384	1701.96	40.62	4969.85	98.98	5068.83		6811.41
44	NONSCHEDULED	4247							
45	ALL SERVICES	1349631	1701.96	40.62	4969.85	98.98	5068.83		6811.41
46									
47									
48									
49	SALINAS/MONTEREY N 0.00								
50	(PENINSULA)								
51	UA DOMESTIC-------SCHEDULED	130158	65.73	6.14	3.97		3.97		75.89
52									
53									
54									
55	SAN DIEGO L 1.08								
56	(SAN DIEGO INTNL-LINDBERGH FLD)								
57	AA DOMESTIC-------SCHEDULED	559346	2318.29		207.17	1.76	208.93		2527.22
58	NONSCHEDULED	120							
59	ALL SERVICES	559466	2318.29		207.17	1.76	208.93		2527.22
60									
61	AL DOMESTIC-------SCHEDULED	50524	103.68	1.15	442.53		442.53		547.36
62									
63	CO DOMESTIC-------SCHEDULED	219051	211.69	.06	647.94		647.94		859.69
64									
65	CL DOMESTIC-------SCHEDULED	178761	1239.45		578.20		578.20		1817.65
66	NONSCHEDULED	216							
67	ALL SERVICES	178977	1239.45		578.20		578.20		1817.65
68									
69	EA DOMESTIC-------SCHEDULED	127329	566.86		578.82	.43	579.25		1146.11
70									
71	FL DOMESTIC-------SCHEDULED	90329	445.74	3.90					449.64
72	NONSCHEDULED	2475							
73	ALL SERVICES	92804	445.74	3.90					449.64
74									
75	HP DOMESTIC-------SCHEDULED	198105	9.53		7.84		7.84		17.37
76									
77	MC DOMESTIC-------SCHEDULED	14863							
78									
79	NW DOMESTIC-------SCHEDULED	94434	272.38		520.40		520.40		792.78
80									
81	OZ DOMESTIC-------SCHEDULED	45601	10.11	.37	27.54		27.54		38.02
82	NONSCHEDULED	283							
83	ALL SERVICES	45884	10.11	.37	27.54		27.54		38.02
84									
85	PE DOMESTIC-------SCHEDULED	26741							
86									
87	PS DOMESTIC-------SCHEDULED	929139	1050.86		436.23		436.23		1487.09
88	NONSCHEDULED	6611							
89	ALL SERVICES	935750	1050.86		436.23		436.23		1487.09
90									
91	RC DOMESTIC-------SCHEDULED	112121	520.97	.38	181.54	4.55	186.09		707.44
92									
93	TW DOMESTIC-------SCHEDULED	175592	990.71		358.04		358.04		1348.75
94	NONSCHEDULED	93							
95	ALL SERVICES	175685	990.71		358.04		358.04		1348.75
96									
97	UA DOMESTIC-------SCHEDULED	499325	1354.80	40.38	2120.29		2120.29		3515.47
98	NONSCHEDULED	819							
99	ALL SERVICES	500144	1354.80	40.38	2120.29		2120.29		3515.47
100									
101	WA DOMESTIC-------SCHEDULED	283651	873.10		692.84		692.84		1565.94
102									
103	WA INTERNATIONAL--SCHEDULED	780	7.67		1.67		1.67		9.34
104									
105	WA TOTAL---------SCHEDULED	284431	880.77		694.51		694.51		1575.28
106									
107	WN DOMESTIC-------SCHEDULED	314308							
108	NONSCHEDULED	237							
109	ALL SERVICES	314545							
110									
111									
112									

TABLE 6
ENPLANED REVENUE PASSENGERS, ENPLANED REVENUE TONS OF CARGO AND MAIL, AND AIR TRAFFIC HUB CLASSIFICATIONS, BY TYPE OF OPERATION, BY TYPE OF SERVICE, BY COMMUNITY, AND BY CARRIER

12 MONTHS ENDED DECEMBER 31, 1985

Line No.	Area, state or country / Community / (Airport name) / Carrier / Type of operation / Type of service / Hub type and percent of enplanements	Enplaned passengers	Enplaned revenue tons: Freight	Express	U. S. Mail: Priority	Nonpriority	Total	Foreign mail	Total cargo and mail
	1	2	3	4	5	6	7	8	9
1	COMMUNITY TOTAL								
2	DOMESTIC-------SCHEDULED	3919220	9968.17	46.24	7199.38	6.74	7206.12		17220.53
3	NONSCHEDULED	10854							
4	ALL SERVICES	3930074	9968.17	46.24	7199.38	6.74	7206.12		17220.53
5									
6	INTERNATIONAL--SCHEDULED	780	7.67		1.67		1.67		9.34
7									
8	TOTAL---------SCHEDULED	3920000	9975.84	46.24	7201.05	6.74	7207.79		17229.87
9	NONSCHEDULED	10854							
10	ALL SERVICES	3930854	9975.84	46.24	7201.05	6.74	7207.79		17229.87
11									
12									
13									
14	SAN FRANCISCO/OAKLAND L 3.57								
15	(OAKLAND METROPOLITAN INTL) 0.55								
16	AA DOMESTIC-------SCHEDULED	140906	98.62		158.45		158.45		257.07
17									
18	AS DOMESTIC-------SCHEDULED	117439	388.19		4.09	394.88	398.97		787.16
19	NONSCHEDULED	594							
20	ALL SERVICES	118033	388.19		4.09	394.88	398.97		787.16
21									
22	CO DOMESTIC-------SCHEDULED	6856	1.18		6.46		8.46		9.64
23									
24	FL DOMESTIC-------SCHEDULED	73398	423.16	11.19	150.43		150.43		584.78
25	NONSCHEDULED	191							
26	ALL SERVICES	73589	423.16	11.19	150.43		150.43		584.78
27									
28	FT DOMESTIC-------SCHEDULED		70.83		6.50	5.84	12.34		83.17
29									
30	HP DOMESTIC-------SCHEDULED	135912	19.46		89.88		89.88		109.34
31									
32	JK DOMESTIC-------SCHEDULED	37296			10.00	8.00	18.00		18.00
33									
34	UC DOMESTIC-------SCHEDULED	396329	142.35	.26	206.10		206.10		348.71
35	NONSCHEDULED	985							
36	ALL SERVICES	397314	142.35	.26	206.10		206.10		348.71
37									
38	PE DOMESTIC-------SCHEDULED	137969	2010.01						2010.01
39									
40	PS DOMESTIC-------SCHEDULED	434177	268.71		23.03		23.03		291.74
41									
42	SI DOMESTIC-------SCHEDULED	39149	534.00	.20					534.20
43									
44	TW DOMESTIC-------SCHEDULED	3307	3.04						3.04
45									
46	UA DOMESTIC-------SCHEDULED	131324	174.55	3.55	122.14	.30	122.44		300.54
47	NONSCHEDULED	234							
48	ALL SERVICES	131558	174.55	3.55	122.14	.30	122.44		300.54
49									
50	WA DOMESTIC-------SCHEDULED	66643	192.93		141.24		141.24		334.17
51	NONSCHEDULED	90							
52	ALL SERVICES	66733	192.93		141.24		141.24		334.17
53									
54	WO DOMESTIC-------SCHEDULED	264718	3733.00		329.00		329.00		4062.00
55	NONSCHEDULED		360.00						360.00
56	ALL SERVICES	264718	4093.00		329.00		329.00		4422.00
57									
58	AIRPORT TOTAL								
59	DOMESTIC-------SCHEDULED	2005423	8060.03	15.20	1249.32	409.02	1658.34		9733.57
60	NONSCHEDULED	2094	360.00						360.00
61	ALL SERVICES	2007517	8420.03	15.20	1249.32	409.02	1658.34		10093.57
62									
63	(SAN FRANCISCO INTL) 3.01								
64	AA DOMESTIC-------SCHEDULED	759353	10488.97		1686.37	179.77	1866.14		12355.11
65	NONSCHEDULED	110							
66	ALL SERVICES	759463	10488.97		1686.37	179.77	1866.14		12355.11
67									
68	AL DOMESTIC-------SCHEDULED	154699	316.74	4.93	1689.00		1689.00		2010.67
69									
70	AS DOMESTIC-------SCHEDULED	109312	565.94		192.79	428.35	621.14		1187.08
71	NONSCHEDULED	110							
72	ALL SERVICES	109422	565.94		192.79	428.35	621.14		1187.08
73									
74	BN DOMESTIC-------SCHEDULED	70716	326.53	10.24					336.77
75	NONSCHEDULED	660	515.99						515.99
76	ALL SERVICES	71376	842.52	10.24					852.76
77									
78	CO DOMESTIC-------SCHEDULED	435660	5354.23	31.25	2319.84		2319.84		7705.32
79	NONSCHEDULED	153			6.50		6.50		6.50
80	ALL SERVICES	435813	5354.23	31.25	2326.34		2326.34		7711.82
81									
82	DL DOMESTIC-------SCHEDULED	488379	5227.32		3377.46		3377.46		8604.78
83	NONSCHEDULED	268							
84	ALL SERVICES	488647	5227.32		3377.46		3377.46		8604.78
85									
86	EA DOMESTIC-------SCHEDULED	420513	6194.04		3469.82	185.84	3655.66		9849.70
87									
88	EZ DOMESTIC-------SCHEDULED		5610.00						5610.00
89									
90	FH DOMESTIC-------SCHEDULED	1775	4.13						4.13
91									
92	FL DOMESTIC-------SCHEDULED	50252	47.64	.55					48.19
93	NONSCHEDULED	969							
94	ALL SERVICES	51221	47.64	.55					48.19
95									
96	FT DOMESTIC-------SCHEDULED		57067.89		2684.53	1068.76	3753.29		60821.18
97	NONSCHEDULED		50.48						50.48
98	ALL SERVICES		57118.37		2684.53	1068.76	3753.29		60871.66
99									
100	FT INTERNATIONAL--SCHEDULED		812.70		31.11	30.03	61.14		873.84
101	NONSCHEDULED		348.59						348.59
102	ALL SERVICES		1161.29		31.11	30.03	61.14		1222.43
103									
104	FT TOTAL---------SCHEDULED		57880.59		2715.64	1098.79	3814.43		61695.02
105	NONSCHEDULED		399.07						399.07
106	ALL SERVICES		58279.66		2715.64	1098.79	3814.43		62094.09
107									
108	NW DOMESTIC-------SCHEDULED	370367	20933.81		3850.11	336.66	4186.97	34.55	25157.33
109									
110	NW INTERNATIONAL--SCHEDULED	63380	3936.75		1589.20	454.01	2043.21	12.52	5992.48
111	NONSCHEDULED	3466							
112	ALL SERVICES	66846	3936.75		1589.20	454.01	2043.21	12.52	5992.48

TABLE 6
ENPLANED REVENUE PASSENGERS, ENPLANED REVENUE TONS OF CARGO AND MAIL, AND AIR TRAFFIC HUB CLASSIFICATIONS, BY TYPE OF OPERATION, BY TYPE OF SERVICE, BY COMMUNITY, AND BY CARRIER

12 MONTHS ENDED DECEMBER 31, 1985

Line No.	Area, state or country / Community (Airport name) / Carrier / Type of operation / Type of service / Hub type and percent of enplanements	Enplaned passengers	Enplaned revenue tons: Freight	Express	U.S. Mail: Priority	Nonpriority	Total	Foreign mail	Total cargo and mail
	1	2	3	4	5	6	7	8	9
1	SAN FRANCISCO INTL (CONT.)								
2	NW TOTAL SCHEDULED	433747	24870.56		5439.31	792.87	6232.18	47.07	31149.81
3	NONSCHEDULED	3466							
4	ALL SERVICES	437213	24870.56		5439.31	792.87	6232.18	47.07	31149.81
5									
6	CC DOMESTIC SCHEDULED	682796	488.09	.19	1602.51		1602.51		2090.79
7	NONSCHEDULED	6419							
8	ALL SERVICES	689215	488.09	.19	1602.51		1602.51		2090.79
9									
10	PA DOMESTIC SCHEDULED	306924	4485.39		2762.52	138.11	2900.63		7386.02
11	NONSCHEDULED	670							
12	ALL SERVICES	307594	4485.39		2762.52	138.11	2900.63		7386.02
13									
14	PA INTERNATIONAL SCHEDULED	179794	2223.13		1060.58	192.97	1253.95	2.95	3480.03
15									
16	PA TOTAL SCHEDULED	486718	6708.52		3823.50	331.08	4154.58	2.95	10866.05
17	NONSCHEDULED	670							
18	ALL SERVICES	487388	6708.52		3823.50	331.08	4154.58	2.95	10866.05
19									
20	PE DOMESTIC SCHEDULED	31824	455.33						455.33
21									
22	PE INTERNATIONAL SCHEDULED	1962							
23									
24	PE TOTAL SCHEDULED	33786	455.33						455.33
25									
26	PI DOMESTIC SCHEDULED	66881	169.21		49.48		49.48		218.69
27									
28	PS DOMESTIC SCHEDULED	1713792	3194.18		393.24		393.24		3587.42
29	NONSCHEDULED	12475							
30	ALL SERVICES	1726267	3194.18		393.24		393.24		3587.42
31									
32	QX DOMESTIC SCHEDULED	17294	13.99						13.99
33									
34	RC DOMESTIC SCHEDULED	251942	1759.51	4.51	2074.36	17.16	2091.52		3855.54
35	NONSCHEDULED	175							
36	ALL SERVICES	252117	1759.51	4.51	2074.36	17.16	2091.52		3855.54
37									
38	TW DOMESTIC SCHEDULED	633396	6325.54	69.74	4136.16	404.78	4540.94		10936.22
39	NONSCHEDULED	169							
40	ALL SERVICES	633565	6325.54	69.74	4136.16	404.78	4540.94		10936.22
41									
42	UA DOMESTIC SCHEDULED	3485014	25346.94	636.00	13497.23	758.29	14255.52		40238.46
43	NONSCHEDULED	3218							
44	ALL SERVICES	3488232	25346.94	636.00	13497.23	758.29	14255.52		40238.46
45									
46	WA DOMESTIC SCHEDULED	416853	5146.01		3900.70		3900.70		9046.71
47	NONSCHEDULED	337							
48	ALL SERVICES	417190	5146.01		3900.70		3900.70		9046.71
49									
50	WN DOMESTIC SCHEDULED	171623							
51									
52	WO DOMESTIC SCHEDULED	34398	140.00		40.00		40.00		180.00
53									
54	AIRPORT TOTAL								
55	DOMESTIC SCHEDULED	10673763	159661.43	757.41	47726.12	3519.92	51246.04	34.55	211699.43
56	NONSCHEDULED	25733	566.47		6.50		6.50		572.97
57	ALL SERVICES	10699496	160227.90	757.41	47732.62	3519.92	51252.54	34.55	212272.40
58									
59	INTERNATIONAL SCHEDULED	245136	6972.58		2681.29	677.01	3358.30	15.47	10346.35
60	NONSCHEDULED	3466	348.59						348.59
61	ALL SERVICES	248602	7321.17		2681.29	677.01	3358.30	15.47	10694.94
62									
63	TOTAL SCHEDULED	10918899	166634.01	757.41	50407.41	4196.93	54604.34	50.02	222045.78
64	NONSCHEDULED	29199	915.06		6.50		6.50		921.56
65	ALL SERVICES	10948098	167549.07	757.41	50413.91	4196.93	54610.84	50.02	222967.34
66									
67	COMMUNITY TOTAL BY CARRIER								
68	AA DOMESTIC SCHEDULED	900259	10587.59		1844.82	179.77	2024.59		12612.18
69	NONSCHEDULED	110							
70	ALL SERVICES	900369	10587.59		1844.82	179.77	2024.59		12612.18
71									
72	AL DOMESTIC SCHEDULED	154699	316.74	4.93	1689.00		1689.00		2010.67
73									
74	AS DOMESTIC SCHEDULED	226751	954.13		196.88	823.23	1020.11		1974.24
75	NONSCHEDULED	704							
76	ALL SERVICES	227455	954.13		196.88	823.23	1020.11		1974.24
77									
78	BN DOMESTIC SCHEDULED	70716	326.53	10.24					336.77
79	NONSCHEDULED	660	515.99						515.99
80	ALL SERVICES	71376	842.52	10.24					852.76
81									
82	CO DOMESTIC SCHEDULED	442516	5355.41	31.25	2328.30		2328.30		7714.96
83	NONSCHEDULED	153			6.50		6.50		6.50
84	ALL SERVICES	442669	5355.41	31.25	2334.80		2334.80		7721.46
85									
86	DL DOMESTIC SCHEDULED	488379	5227.32		3377.46		3377.46		8604.78
87	NONSCHEDULED	268							
88	ALL SERVICES	488647	5227.32		3377.46		3377.46		8604.78
89									
90	EA DOMESTIC SCHEDULED	420513	6194.04		3469.82	185.84	3655.66		9849.70
91									
92	EZ DOMESTIC SCHEDULED		5610.00						5610.00
93									
94	FN DOMESTIC SCHEDULED	1775	4.13						4.13
95									
96	FL DOMESTIC SCHEDULED	123650	470.80	11.74	150.43		150.43		632.97
97	NONSCHEDULED	1160							
98	ALL SERVICES	124810	470.80	11.74	150.43		150.43		632.97
99									
100	FT DOMESTIC SCHEDULED		57138.72		2691.03	1074.60	3765.63		60904.35
101	NONSCHEDULED		50.48						50.48
102	ALL SERVICES		57189.20		2691.03	1074.60	3765.63		60954.83
103									
104	FT INTERNATIONAL SCHEDULED		812.70		31.11	30.03	61.14		873.84
105	NONSCHEDULED		348.59						348.59
106	ALL SERVICES		1161.29		31.11	30.03	61.14		1222.43
107									
108	FT TOTAL SCHEDULED		57951.42		2722.14	1104.63	3826.77		61778.19
109	NONSCHEDULED		399.07						399.07
110	ALL SERVICES		58350.49		2722.14	1104.63	3826.77		62177.26
111									
112									

TABLE 6
ENPLANED REVENUE PASSENGERS, ENPLANED REVENUE TONS OF CARGO AND MAIL, AND AIR TRAFFIC HUB CLASSIFICATIONS, BY TYPE OF OPERATION, BY TYPE OF SERVICE, BY COMMUNITY, AND BY CARRIER

12 MONTHS ENDED DECEMBER 31, 1985

Line No.	Area, state or country / Community / (Airport name) / Carrier / Type of operation / Type of service / Hub type and percent of enplanements	Enplaned passengers	Enplaned revenue tons: Freight	Express	U. S. Mail: Priority	Nonpriority	Total	Foreign mail	Total cargo and mail
	1	2	3	4	5	6	7	8	9
1	COMMUNITY TOTAL BY CARRIER (CONT.)								
2	HP DOMESTIC--------SCHEDULED	135512	19.46		89.88		89.88		109.34
3									
4	JK DOMESTIC--------SCHEDULED	37296			10.00	8.00	18.00		18.00
5									
6	NW DOMESTIC--------SCHEDULED	370367	20933.81		3850.11	338.66	4188.97	34.55	25157.33
7									
8	NW INTERNATIONAL--SCHEDULED	63380	3936.75		1589.20	454.01	2043.21	12.52	5992.48
9	NONSCHEDULED	3466							
10	ALL SERVICES	66846	3936.75		1589.20	454.01	2043.21	12.52	5992.48
11									
12	NW TOTAL----------SCHEDULED	433747	24870.56		5439.31	792.87	6232.18	47.07	31149.81
13	NONSCHEDULED	3466							
14	ALL SERVICES	437213	24870.56		5439.31	792.87	6232.18	47.07	31149.81
15									
16	OC DOMESTIC--------SCHEDULED	1079125	630.44	.45	1808.61		1808.61		2439.50
17	NONSCHEDULED	7404							
18	ALL SERVICES	1086529	630.44	.45	1808.61		1808.61		2439.50
19									
20	PA DOMESTIC--------SCHEDULED	306924	4485.39		2762.52	136.11	2900.63		7386.02
21	NONSCHEDULED	670							
22	ALL SERVICES	307594	4485.39		2762.52	138.11	2900.63		7386.02
23									
24	PA INTERNATIONAL--SCHEDULED	179794	2223.13		1060.96	192.57	1253.55	2.95	3480.03
25									
26	PA TOTAL----------SCHEDULED	486718	6708.52		3823.50	331.08	4154.58	2.95	10866.05
27	NONSCHEDULED	670							
28	ALL SERVICES	487388	6708.52		3823.50	331.08	4154.58	2.95	10866.05
29									
30	PE DOMESTIC--------SCHEDULED	169793	2465.34						2465.34
31									
32	PE INTERNATIONAL--SCHEDULED	1962							
33									
34	PE TOTAL----------SCHEDULED	171755	2465.34						2465.34
35									
36	PI DOMESTIC--------SCHEDULED	66881	169.21		49.48		49.48		218.69
37									
38	PS DOMESTIC--------SCHEDULED	2167969	3462.89		416.27		416.27		3879.16
39	NONSCHEDULED	12475							
40	ALL SERVICES	2180444	3462.89		416.27		416.27		3879.16
41									
42	QX DOMESTIC--------SCHEDULED	17294	13.99						13.99
43									
44	RC DOMESTIC--------SCHEDULED	251942	1759.51	4.51	2074.36	17.16	2091.52		3855.54
45	NONSCHEDULED	175							
46	ALL SERVICES	252117	1759.51	4.51	2074.36	17.16	2091.52		3855.54
47									
48	SI DOMESTIC--------SCHEDULED	39149	534.30	.20					534.20
49									
50	TW DOMESTIC--------SCHEDULED	636703	6328.58	69.74	4136.16	404.78	4540.94		10939.26
51	NONSCHEDULED	169							
52	ALL SERVICES	636872	6328.58	69.74	4136.16	404.78	4540.94		10939.26
53									
54	UA DOMESTIC--------SCHEDULED	3616338	25521.49	639.55	13619.37	758.59	14377.96		40539.00
55	NONSCHEDULED	3452							
56	ALL SERVICES	3619790	25521.49	639.55	13619.37	758.59	14377.96		40539.00
57									
58	WA DOMESTIC--------SCHEDULED	483496	5338.94		4041.94		4041.94		9380.88
59	NONSCHEDULED	427							
60	ALL SERVICES	483923	5338.94		4041.94		4041.94		9380.88
61									
62	WN DOMESTIC--------SCHEDULED	171623							
63									
64	WO DOMESTIC--------SCHEDULED	299116	3873.00		369.00		369.00		4242.00
65	NONSCHEDULED		360.00						360.00
66	ALL SERVICES	299116	4233.00		369.00		369.00		4602.00
67									
68	COMMUNITY TOTAL								
69	DOMESTIC--------SCHEDULED	12675186	167721.46	772.61	48975.44	3928.94	52904.38	34.55	221433.00
70	NONSCHEDULED	27827	926.47		6.50		6.50		932.97
71	ALL SERVICES	12707013	168647.93	772.61	48981.94	3928.94	52910.88	34.55	222365.97
72									
73	INTERNATIONAL--SCHEDULED	249136	6972.58		2681.29	677.01	3358.30	15.47	10346.35
74	NONSCHEDULED	3466	348.59						348.59
75	ALL SERVICES	252602	7321.17		2681.29	677.01	3358.30	15.47	10694.94
76									
77	TOTAL----------SCHEDULED	12924322	174694.04	772.61	51656.73	4605.95	56262.68	50.02	231779.35
78	NONSCHEDULED	31293	1275.06		6.50		6.50		1281.56
79	ALL SERVICES	12955615	175969.10	772.61	51663.23	4605.95	56269.18	50.02	233060.91
80									
81									
82									
83	SAN JOSE M (.63								
84	(SAN JOSE MUNI)								
85	AA DOMESTIC--------SCHEDULED	235453	728.56		27.06		27.06		755.62
86									
87	AS DOMESTIC--------SCHEDULED	108524	539.24		.65	3.08	3.73		542.97
88									
89	CO DOMESTIC--------SCHEDULED	163240	301.39	2.85	20.86		20.86		325.10
90									
91	EA DOMESTIC--------SCHEDULED	30317	187.57		278.31		278.31		465.88
92									
93	HP DOMESTIC--------SCHEDULED	164577	86.56		33.14		33.14		119.70
94									
95	JK DOMESTIC--------SCHEDULED	22696			1.00		1.00		1.00
96									
97	NC DOMESTIC--------SCHEDULED	22771							
98									
99	OC DOMESTIC--------SCHEDULED	565635	400.25	.41	218.10		218.10		618.76
100	NONSCHEDULED	150							
101	ALL SERVICES	565785	400.25	.41	218.10		218.10		618.76
102									
103	PS DOMESTIC--------SCHEDULED	582338	524.53		31.06		31.06		555.59
104	NONSCHEDULED	149							
105	ALL SERVICES	582487	524.53		31.06		31.06		555.59
106									
107	TW DOMESTIC--------SCHEDULED	70684	130.12		141.69		141.69		271.81
108									
109	UA DOMESTIC--------SCHEDULED	163395	441.35	6.92	1016.04		1016.04		1464.31
110	NONSCHEDULED	143							
111	ALL SERVICES	163538	441.35	6.92	1016.04		1016.04		1464.31
112									

TABLE 6
ENPLANED REVENUE PASSENGERS, ENPLANED REVENUE TONS OF CARGO AND MAIL, AND AIR TRAFFIC HUB CLASSIFICATIONS, BY TYPE OF OPERATION, BY TYPE OF SERVICE, BY COMMUNITY, AND BY CARRIER

12 MONTHS ENDED DECEMBER 31, 1985

Line No.	Area, state or country / Community / (Airport name) / Carrier / Type of operation / Type of service / Hub type and percent of enplanements	Enplaned passengers	Enplaned revenue tons: Freight	Express	U.S. Mail: Priority	Nonpriority	Total	Foreign mail	Total cargo and mail
	1	2	3	4	5	6	7	8	9
1	SAN JOSE MUNI (CONT.)								
2	WA DOMESTIC-------SCHEDULED	166205	521.29		240.50	.06	240.56		761.85
3	NONSCHEDULED	145							
4	ALL SERVICES	166350	521.29		240.50	.06	240.56		761.85
5									
6	COMMUNITY TOTAL								
7	DOMESTIC-------SCHEDULED	2299037	3860.86	10.18	2008.41	3.14	2011.55		5882.59
8	NONSCHEDULED	587							
9	ALL SERVICES	2299624	3860.86	10.18	2008.41	3.14	2011.55		5882.59
10									
11									
12									
13	SANTA BARBARA N C.00								
14	(SANTA BARBARA)								
15	AA DOMESTIC-------SCHEDULED	44240	31.79		.01		.01		31.80
16									
17	UA DOMESTIC-------SCHEDULED	109339	325.51	7.47					332.98
18									
19	COMMUNITY TOTAL								
20	DOMESTIC-------SCHEDULED	153779	357.30	7.47	.01		.01		364.78
21									
22									
23									
24	STOCKTON N C.00								
25	(STOCKTON METROPOLITAN)								
26	FL DOMESTIC-------SCHEDULED	31590	120.95	6.09					127.04
27									
28	PS DOMESTIC-------SCHEDULED	38881	89.84						89.84
29	NONSCHEDULED	171							
30	ALL SERVICES	39052	89.84						89.84
31									
32	COMMUNITY TOTAL								
33	DOMESTIC-------SCHEDULED	70471	210.79	6.09					216.88
34	NONSCHEDULED	171							
35	ALL SERVICES	70642	210.79	6.09					216.88
36									
37									
38									
39	COLORADO								
40	----------								
41									
42									
43	ASPEN N C.00								
44	(ASPEN-PITKIN CO/SANDY FIELD)								
45	AP DOMESTIC-------SCHEDULED	115580	26.19						26.19
46	NONSCHEDULED	274							
47	ALL SERVICES	115854	26.19						26.19
48									
49									
50									
51	COLORADO SPRINGS S C.16								
52	(PETERSON FIELD)								
53	AA DOMESTIC-------SCHEDULED	28887	14.07						14.07
54									
55	AP DOMESTIC-------SCHEDULED	47359	13.77						13.77
56									
57	CO DOMESTIC-------SCHEDULED	152507	77.91		17.39		17.39		95.30
58	NONSCHEDULED	151							
59	ALL SERVICES	152658	77.91		17.39		17.39		95.30
60									
61	FL DOMESTIC-------SCHEDULED	120084	54.18	14.80	2.26		2.26		71.24
62	NONSCHEDULED	215							
63	ALL SERVICES	120299	54.18	14.80	2.26		2.26		71.24
64									
65	FT DOMESTIC-------SCHEDULED		39.48						39.48
66									
67	HP DOMESTIC-------SCHEDULED	101516	3.35						3.35
68									
69	TW DOMESTIC-------SCHEDULED	56911	14.56		1.02		1.02		15.58
70									
71	UA DOMESTIC-------SCHEDULED	27471	9.21		2.59		2.59		11.80
72									
73	WA DOMESTIC-------SCHEDULED	40696	25.23		2.05		2.05		27.28
74									
75	COMMUNITY TOTAL								
76	DOMESTIC-------SCHEDULED	575831	251.76	14.60	25.31		25.31		291.87
77	NONSCHEDULED	366							
78	ALL SERVICES	576197	251.76	14.30	25.31		25.31		291.87
79									
80									
81	DENVER L 3.82								
82	(STAPLETON INTERNATIONAL)								
83	AA DOMESTIC-------SCHEDULED	347337	402.01		364.43	28.74	393.17		795.18
84									
85	AL DOMESTIC-------SCHEDULED	62721	51.05		399.25		399.25		450.30
86									
87	AP DOMESTIC-------SCHEDULED	278793	693.08						693.08
88	NONSCHEDULED	807							
89	ALL SERVICES	279600	693.08						693.08
90									
91	BN DOMESTIC-------SCHEDULED	57413	6.96	.11	27.43		27.43		34.50
92	NONSCHEDULED	1740	347.76						347.76
93	ALL SERVICES	59153	354.72	.11	27.43		27.43		382.26
94									
95	CO DOMESTIC-------SCHEDULED	3514758	14343.49	34.08	17783.08	41.64	17824.72		32202.29
96	NONSCHEDULED	439			11.50		11.50		11.50
97	ALL SERVICES	3515197	14343.49	34.08	17794.58	41.64	17836.22		32213.79
98									
99	CO INTERNATIONAL--SCHEDULED	110							
100									
101	CO TOTAL---------SCHEDULED	3514868	14343.49	34.08	17783.08	41.64	17824.72		32202.29
102	NONSCHEDULED	439			11.50		11.50		11.50
103	ALL SERVICES	3515307	14343.49	34.08	17794.58	41.64	17836.22		32213.79
104									
105	DL DOMESTIC-------SCHEDULED	311436	950.19		1401.87		1401.87		2352.06
106	NONSCHEDULED	204							
107	ALL SERVICES	311640	950.19		1401.87		1401.87		2352.06
108									
109	EA DOMESTIC-------SCHEDULED	110614	700.97		981.46	2.29	983.75		1684.72
110	NONSCHEDULED	120							
111	ALL SERVICES	110734	700.97		981.46	2.29	983.75		1684.72
112									

TABLE 6
ENPLANED REVENUE PASSENGERS, ENPLANED REVENUE TONS OF CARGO AND MAIL, AND AIR TRAFFIC HUB CLASSIFICATIONS, BY TYPE OF OPERATION, BY TYPE OF SERVICE, BY COMMUNITY, AND BY CARRIER

12 MONTHS ENDED DECEMBER 31, 1985

Line No.	Area, state or country / Community / (Airport name) / Carrier / Type of operation / Type of service / Hub type and percent of enplanements	Enplaned passengers	Enplaned revenue tons: Freight	Express	U.S. Mail: Priority	Nonpriority	Total	Foreign mail	Total cargo and mail
	1	2	3	4	5	6	7	8	9
1	STAPLETON INTERNATIONAL (CONT.)								
2	FH DOMESTIC-------SCHEDULED	7644	5.17						5.17
3									
4	FL DOMESTIC-------SCHEDULED	3120059	7636.23	359.37	711.90		711.90		8707.50
5	NONSCHEDULED	1973							
6	ALL SERVICES	3122032	7636.23	359.37	711.90		711.90		8707.50
7									
8	FT DOMESTIC-------SCHEDULED		2751.20		77.00		77.00		2828.20
9									
10	NW DOMESTIC-------SCHEDULED	93371	273.34		833.58		833.58		1106.92
11	NONSCHEDULED	77							
12	ALL SERVICES	93448	273.34		833.58		833.58		1106.92
13									
14	OZ DOMESTIC-------SCHEDULED	85538	97.00	.84	563.07		563.07		660.91
15	NONSCHEDULED	440							
16	ALL SERVICES	85978	97.00	.84	563.07		563.07		660.91
17									
18	PE DOMESTIC-------SCHEDULED	158451	9.61						9.61
19									
20	PI DOMESTIC-------SCHEDULED	119327	189.62		246.32		246.32		435.94
21	NONSCHEDULED	395							
22	ALL SERVICES	119722	189.62		246.32		246.32		435.94
23									
24	RC DOMESTIC-------SCHEDULED	107209	499.21	1.02	335.61	3.04	338.65		838.88
25	NONSCHEDULED	581							
26	ALL SERVICES	107790	499.21	1.02	335.61	3.04	338.65		838.88
27									
28	TW DOMESTIC-------SCHEDULED	206762	1238.95		1635.71		1635.71		2874.66
29	NONSCHEDULED	87							
30	ALL SERVICES	206849	1238.95		1635.71		1635.71		2874.66
31									
32	UA DOMESTIC-------SCHEDULED	4961713	17797.04	282.96	23124.64	1444.22	24568.86		42648.86
33	NONSCHEDULED	1557							
34	ALL SERVICES	4963270	17797.04	282.96	23124.64	1444.22	24568.86		42648.86
35									
36	WA DOMESTIC-------SCHEDULED	153339	702.67		1260.99	2.50	1263.49		1966.16
37									
38	WN DOMESTIC-------SCHEDULED	137644							
39	NONSCHEDULED	337							
40	ALL SERVICES	137981							
41									
42	COMMUNITY TOTAL								
43	DOMESTIC-------SCHEDULED	13854129	48347.79	678.30	49746.34	1522.43	51268.77		100294.94
44	NONSCHEDULED	8757	347.76		11.50		11.50		359.26
45	ALL SERVICES	13862886	48695.55	678.38	49757.84	1522.43	51280.27		100654.20
46									
47	INTERNATIONAL--SCHEDULED	110							
48									
49	TOTAL---------SCHEDULED	13854239	48347.79	678.38	49746.34	1522.43	51268.77		100294.94
50	NONSCHEDULED	8757	347.76		11.50		11.50		359.26
51	ALL SERVICES	13862996	48695.55	678.38	49757.84	1522.43	51280.27		100654.20
52									
53									
54									
55	DURANGO N 0.00								
56	(DURANGO-LA PLATA COUNTY)								
57	AP DOMESTIC-------SCHEDULED	30165	10.35						10.35
58									
59	FL DOMESTIC-------SCHEDULED	462		.12					.12
60									
61	MP DOMESTIC-------SCHEDULED	34208	1.25						1.25
62									
63	COMMUNITY TOTAL								
64	DOMESTIC-------SCHEDULED	64835	11.60	.12					11.72
65									
66									
67									
68	GRAND JUNCTION N 0.00								
69	(WALKER FIELD)								
70	CO DOMESTIC-------SCHEDULED	60394	59.99		163.14		163.14		223.13
71									
72	FL DOMESTIC-------SCHEDULED	72640	144.10	3.85	.01		.01		147.96
73	NONSCHEDULED	572							
74	ALL SERVICES	73212	144.10	3.85	.01		.01		147.96
75									
76	MP DOMESTIC-------SCHEDULED	34490	1.53						1.53
77									
78	COMMUNITY TOTAL								
79	DOMESTIC-------SCHEDULED	167524	205.62	3.85	163.15		163.15		372.62
80	NONSCHEDULED	572							
81	ALL SERVICES	168096	205.62	3.85	163.15		163.15		372.62
82									
83									
84									
85	GUNNISON N 0.00								
86	(GUNNISON COUNTY)								
87	AA DOMESTIC-------SCHEDULED	1379							
88									
89	CC DOMESTIC-------SCHEDULED	339							
90									
91	FL DOMESTIC-------SCHEDULED	3686	1.12						1.12
92									
93	COMMUNITY TOTAL								
94	DOMESTIC-------SCHEDULED	5404	1.12						1.12
95									
96									
97									
98	MONTROSE/DELTA N 0.00								
99	(MONTROSE COUNTY)								
100	AP DOMESTIC-------SCHEDULED	8036	4.99						4.99
101	NONSCHEDULED	50							
102	ALL SERVICES	8086	4.99						4.99
103									
104	MP DOMESTIC-------SCHEDULED	1214							
105									
106	COMMUNITY TOTAL								
107	DOMESTIC-------SCHEDULED	9250	4.99						4.99
108	NONSCHEDULED	50							
109	ALL SERVICES	9300	4.99						4.99
110									
111									
112									

TABLE 6
ENPLANED REVENUE PASSENGERS, ENPLANED REVENUE TONS OF CARGO AND MAIL, AND AIR TRAFFIC HUB CLASSIFICATIONS, BY TYPE OF OPERATION, BY TYPE OF SERVICE, BY COMMUNITY, AND BY CARRIER

12 MONTHS ENDED DECEMBER 31, 1985

Line No.	Area, state or country / Community / (Airport name) / Carrier / Type of operation / Type of service / Hub type and percent of enplanements	Enplaned passengers	Enplaned revenue tons: Freight	Express	U. S. Mail: Priority	Nonpriority	Total	Foreign mail	Total cargo and mail
	1	2	3	4	5	6	7	8	9
1	COLORADO (CONT.)								
2	PUEBLO N 0.00								
3	(PUEBLO MEMORIAL)								
4	FL DOMESTIC-------SCHEDULED	93							
5									
6	HP DOMESTIC-------SCHEDULED	5525	.19						.19
7									
8	OZ DOMESTIC-------SCHEDULED	28							
9									
10	UA DOMESTIC-------SCHEDULED		.01						.01
11									
12	COMMUNITY TOTAL								
13	DOMESTIC-------SCHEDULED	5646	.20						.20
14									
15									
16									
17	STEAMBOAT SPRINGS/HAYDEN/CRAIG N 0.00								
18	(YAMPA VALLEY)								
19	AP DOMESTIC-------SCHEDULED	50							
20	NONSCHEDULED	58							
21	ALL SERVICES	108							
22									
23									
24									
25	CONNECTICUT								
26	----------								
27									
28									
29	HARTFORD/SPRNGFLD/WESTFLD M 0.47								
30	(BRADLEY INTL)								
31	AA DOMESTIC-------SCHEDULED	172428	445.99		183.82		183.82		629.81
32									
33	AL DOMESTIC-------SCHEDULED	343935	649.36	5.94	1859.67		1859.67		2514.97
34	NONSCHEDULED	925							
35	ALL SERVICES	344860	649.36	5.94	1859.67		1859.67		2514.97
36									
37	DL DOMESTIC-------SCHEDULED	310859	892.62		1153.01		1153.01		2045.63
38	NONSCHEDULED	106							
39	ALL SERVICES	310965	892.62		1153.01		1153.01		2045.63
40									
41	EA DOMESTIC-------SCHEDULED	163173	611.98		2052.78	2.66	2055.44		2667.42
42	NONSCHEDULED	159							
43	ALL SERVICES	163332	611.98		2052.78	2.66	2055.44		2667.42
44									
45	FT DOMESTIC-------SCHEDULED		97.17						97.17
46									
47	IW DOMESTIC-------SCHEDULED	17076							
48									
49	NY DOMESTIC-------SCHEDULED	9559							
50									
51	PE DOMESTIC-------SCHEDULED	151035	42.30						42.30
52									
53	PI DOMESTIC-------SCHEDULED	121877	243.85		546.18		546.18		790.03
54									
55	PN DOMESTIC-------SCHEDULED	19940	6.30		.23		.23		6.53
56	NONSCHEDULED	106							
57	ALL SERVICES	20046	6.30		.23		.23		6.53
58									
59	RC DOMESTIC-------SCHEDULED	80449	417.55	.74	710.72	8.75	719.47		1137.76
60									
61	TW DOMESTIC-------SCHEDULED	66654	155.16		402.35		402.35		557.51
62									
63	UA DOMESTIC-------SCHEDULED	196421	1284.64	14.91	2620.81	1424.78	4045.59		5345.14
64									
65	UR DOMESTIC-------SCHEDULED	51157	28.59		16.50		16.50		45.09
66	NONSCHEDULED	37							
67	ALL SERVICES	51194	28.59		16.50		16.50		45.09
68									
69	COMMUNITY TOTAL								
70	DOMESTIC-------SCHEDULED	1704563	4875.51	21.59	9546.07	1436.19	10982.26		15879.36
71	NONSCHEDULED	1333							
72	ALL SERVICES	1705896	4875.51	21.59	9546.07	1436.19	10982.26		15879.36
73									
74									
75									
76	NEW HAVEN/BRIDGEPORT N 0.00								
77	(BRIDGEPORT MUNI) 0.00								
78	PM DOMESTIC-------SCHEDULED	5591	5.49						5.49
79									
80	ZW DOMESTIC-------SCHEDULED	5531	11.00		2.00		2.00		13.00
81	NONSCHEDULED	60							
82	ALL SERVICES	5591	11.00		2.00		2.00		13.00
83									
84	AIRPORT TOTAL								
85	DOMESTIC-------SCHEDULED	11122	16.49		2.00		2.00		18.49
86	NONSCHEDULED	60							
87	ALL SERVICES	11182	16.49		2.00		2.00		18.49
88									
89	(TWEED-NEW HAVEN) 0.00								
90	PM DOMESTIC-------SCHEDULED	42070	6.48		41.54		41.54		48.02
91	NONSCHEDULED	145							
92	ALL SERVICES	42215	6.48		41.54		41.54		48.02
93									
94	ZW DOMESTIC-------SCHEDULED	10368	3.00		169.00		169.00		172.00
95									
96	AIRPORT TOTAL								
97	DOMESTIC-------SCHEDULED	52438	9.48		210.54		210.54		220.02
98	NONSCHEDULED	145							
99	ALL SERVICES	52583	9.48		210.54		210.54		220.02
100									
101	COMMUNITY TOTAL BY CARRIER								
102	PM DOMESTIC-------SCHEDULED	47661	11.97		41.54		41.54		53.51
103	NONSCHEDULED	145							
104	ALL SERVICES	47806	11.97		41.54		41.54		53.51
105									
106	ZW DOMESTIC-------SCHEDULED	15899	14.00		171.00		171.00		185.00
107	NONSCHEDULED	60							
108	ALL SERVICES	15959	14.00		171.00		171.00		185.00
109									
110									
111									
112									

TABLE 6
ENPLANED REVENUE PASSENGERS, ENPLANED REVENUE TONS OF CARGO AND MAIL, AND AIR TRAFFIC HUB CLASSIFICATIONS, BY TYPE OF OPERATION, BY TYPE OF SERVICE, BY COMMUNITY, AND BY CARRIER

12 MONTHS ENDED DECEMBER 31, 1985

Line No.	Area, state or country / Community / (Airport name) / Carrier / Type of operation / Type of service / Hub type and percent of enplanements	Enplaned passengers	Enplaned revenue tons: Freight	Express	U. S. Mail: Priority	Nonpriority	Total	Foreign mail	Total cargo and mail
	1	2	3	4	5	6	7	8	9
1	COMMUNITY TOTAL								
2	DOMESTIC-------SCHEDULED	63560	25.97		212.54		212.54		238.51
3	NONSCHEDULED	205							
4	ALL SERVICES	63765	25.97		212.54		212.54		238.51
5									
6									
7									
8	NEW LONDON/GROTON L C.00								
9	(TRUMBULL)								
10	PM DOMESTIC-------SCHEDULED	39697	2.71		41.11		41.11		43.82
11	NONSCHEDULED	35							
12	ALL SERVICES	39732	2.71		41.11		41.11		43.82
13									
14									
15									
16	DELAWARE								
17	----------								
18									
19									
20	DOVER N C.00								
21	(DOVER AFB)								
22									
23									
24	WILMINGTON N C.00								
25	(GREATER WILMINGTON)								
26	UA DOMESTIC-------SCHEDULED	5605	3.03		.88		.88		3.91
27									
28									
29									
30	DIST. OF COL.								
31	----------								
32									
33									
34	WASHINGTON L 2.48								
35	(DULLES INTERNATIONAL) C.63								
36	AA DOMESTIC-------SCHEDULED	283813	2074.69		1769.54	54.43	1823.97		3898.66
37									
38	AL DOMESTIC-------SCHEDULED	71818	87.28	.07	112.66		112.66		200.01
39	NONSCHEDULED	261							
40	ALL SERVICES	72079	87.28	.07	112.66		112.66		200.01
41									
42	BN DOMESTIC-------SCHEDULED	92501	176.57	.89					177.46
43	NONSCHEDULED	251							
44	ALL SERVICES	92752	176.57	.89					177.46
45									
46	CO DOMESTIC-------SCHEDULED	214145	389.10		1379.45		1379.45		1768.55
47									
48	EA DOMESTIC-------SCHEDULED	121193	293.57		1061.95	2.83	1064.78		1358.35
49	NONSCHEDULED	199							
50	ALL SERVICES	121392	293.57		1061.95	2.83	1064.78		1358.35
51									
52	FH DOMESTIC-------SCHEDULED	1284	.44						.44
53									
54	FL DOMESTIC-------SCHEDULED	14361	10.66						10.66
55									
56	NW DOMESTIC-------SCHEDULED	52668	516.42		514.73		514.73		1031.15
57									
58	NY DOMESTIC-------SCHEDULED	290996							
59	NONSCHEDULED	97							
60	ALL SERVICES	291093							
61									
62	PA DOMESTIC-------SCHEDULED	83445	782.89		743.10	.60	743.70		1526.59
63									
64	PA INTERNATIONAL--SCHEDULED	140432	2260.61		1943.02		1943.02		4203.63
65	NONSCHEDULED	134							
66	ALL SERVICES	140566	2260.61		1943.02		1943.02		4203.63
67									
68	PA TOTAL---------SCHEDULED	223877	3043.50		2686.12	.60	2686.72		5730.22
69	NONSCHEDULED	134							
70	ALL SERVICES	224011	3043.50		2686.12	.60	2686.72		5730.22
71									
72	PE DOMESTIC-------SCHEDULED	203597							
73									
74	RC DOMESTIC-------SCHEDULED	144901	250.54	.14	550.54	4.63	555.17		805.85
75	NONSCHEDULED	379							
76	ALL SERVICES	145280	250.54	.14	550.54	4.63	555.17		805.85
77									
78	TW DOMESTIC-------SCHEDULED	112790	1899.30		655.61	648.07	1303.68		3202.98
79									
80	TW INTERNATIONAL--SCHEDULED	47128	796.24		290.54		290.54		1086.78
81									
82	TW TOTAL---------SCHEDULED	159918	2695.54		946.15	648.07	1594.22		4289.76
83									
84	UA DOMESTIC-------SCHEDULED	359270	6462.91	19.02	3624.96	3272.21	6897.17		13379.10
85	NONSCHEDULED	1424							
86	ALL SERVICES	360694	6462.91	19.02	3624.96	3272.21	6897.17		13379.10
87									
88	UK DOMESTIC-------SCHEDULED	1886	.09						.09
89									
90	WA DOMESTIC-------SCHEDULED	46698	619.12		211.41		211.41		830.53
91	NONSCHEDULED	510							
92	ALL SERVICES	47208	619.12		211.41		211.41		830.53
93									
94	AIRPORT TOTAL								
95	DOMESTIC-------SCHEDULED	2095366	13563.58	20.12	10623.95	3982.77	14606.72		28190.42
96	NONSCHEDULED	3121							
97	ALL SERVICES	2098487	13563.58	20.12	10623.95	3982.77	14606.72		28190.42
98									
99	INTERNATIONAL--SCHEDULED	187560	3056.85		2233.56		2233.56		5290.41
100	NONSCHEDULED	134							
101	ALL SERVICES	187694	3056.85		2233.56		2233.56		5290.41
102									
103	TOTAL---------SCHEDULED	2282926	16620.43	20.12	12857.51	3982.77	16840.28		33480.83
104	NONSCHEDULED	3255							
105	ALL SERVICES	2286181	16620.43	20.12	12857.51	3982.77	16840.28		33480.83
106									
107	(WASHINGTON NATIONAL) 1.85								
108	AA DOMESTIC-------SCHEDULED	355650	1231.56		1202.00	4.52	1206.92		2438.50
109	NONSCHEDULED	110							
110	ALL SERVICES	355760	1231.56		1202.00	4.52	1206.92		2438.50
111									
112									

TABLE 6
ENPLANED REVENUE PASSENGERS, ENPLANED REVENUE TONS OF CARGO AND MAIL, AND AIR TRAFFIC HUB CLASSIFICATIONS, BY TYPE OF OPERATION, BY TYPE OF SERVICE, BY COMMUNITY, AND BY CARRIER

12 MONTHS ENDED DECEMBER 31, 1985

Line No.	Area, state or country / Community (Airport name) / Carrier / Type of operation / Type of service / Hub type and percent of enplanements	Enplaned passengers	Enplaned revenue tons: Freight	Express	U.S. Mail: Priority	Nonpriority	Total	Foreign mail	Total cargo and mail
	1	2	3	4	5	6	7	8	9
1	WASHINGTON NATIONAL (CONT.)								
2	AL DOMESTIC-------SCHEDULED	879274	1139.02	2.17	4622.47		4622.47		5763.66
3									
4	BN DOMESTIC-------SCHEDULED	35611	39.84	.13	.06		.06		40.03
5									
6	DL DOMESTIC-------SCHEDULED	453089	1436.49		2 02.66		2802.66		4239.15
7	NONSCHEDULED	360							
8	ALL SERVICES	453449	1436.49		2802.66		2802.66		4239.15
9									
10	EA DOMESTIC-------SCHEDULED	1638735	2681.01		10756.08	4.28	10760.36		13441.37
11									
12	ML DOMESTIC-------SCHEDULED	82903							
13	NONSCHEDULED	60							
14	ALL SERVICES	82963							
15									
16	NW DOMESTIC-------SCHEDULED	470860	1286.66		3985.54	.55	3986.09		5272.75
17	NONSCHEDULED	87							
18	ALL SERVICES	470947	1286.66		3985.54	.55	3986.09		5272.75
19									
20	NY DOMESTIC-------SCHEDULED	617740	6.00						6.00
21									
22	OZ DOMESTIC-------SCHEDULED	75242	30.15	.35	666.28		666.28		696.78
23	NONSCHEDULED	210							
24	ALL SERVICES	75452	30.15	.35	666.28		666.28		696.78
25									
26	PA DOMESTIC-------SCHEDULED	250368	132.06		1344.47		1344.47		1476.53
27	NONSCHEDULED	20							
28	ALL SERVICES	250388	132.06		1344.47		1344.47		1476.53
29									
30	PE DOMESTIC-------SCHEDULED	272783							
31									
32	PI DOMESTIC-------SCHEDULED	556766	844.99		1166.62		1166.62		2011.61
33	NONSCHEDULED	102							
34	ALL SERVICES	558868	844.99		1166.62		1166.62		2011.61
35									
36	PN DOMESTIC-------SCHEDULED	25636	2.12						2.12
37									
38	RC DOMESTIC-------SCHEDULED	76801	88.63		130.04	.23	130.27		219.10
39									
40	TW DOMESTIC-------SCHEDULED	476552	658.55	2.10	3176.86		3176.86		3837.51
41	NONSCHEDULED	83							
42	ALL SERVICES	476635	658.55	2.10	3176.86		3176.86		3837.51
43									
44	UA DOMESTIC-------SCHEDULED	365775	315.30	12.07	2019.77		2019.77		2347.14
45	NONSCHEDULED	232							
46	ALL SERVICES	366007	315.30	12.07	2019.77		2019.77		2347.14
47									
48	UK DOMESTIC-------SCHEDULED	31747	.94		7.59		7.59		8.53
49	NONSCHEDULED	100							
50	ALL SERVICES	31847	.94		7.59		7.59		8.53
51									
52	WA DOMESTIC-------SCHEDULED	38059	105.46		321.87	1.69	323.56		429.02
53									
54	ZM DOMESTIC-------SCHEDULED	18447							
55									
56	AIRPORT TOTAL								
57	DOMESTIC-------SCHEDULED	6728038	9999.00	16.82	32202.31	11.67	32213.98		42229.80
58	NONSCHEDULED	1364							
59	ALL SERVICES	6729402	9999.00	16.82	32202.31	11.67	32213.98		42229.80
60									
61	COMMUNITY TOTAL BY CARRIER								
62	AA DOMESTIC-------SCHEDULED	643463	3306.27		2971.54	59.35	3030.89		6337.16
63	NONSCHEDULED	110							
64	ALL SERVICES	643573	3306.27		2971.54	59.35	3030.89		6337.16
65									
66	AL DOMESTIC-------SCHEDULED	951092	1226.30	2.24	4735.13		4735.13		5963.67
67	NONSCHEDULED	261							
68	ALL SERVICES	951353	1226.30	2.24	4735.13		4735.13		5963.67
69									
70	BN DOMESTIC-------SCHEDULED	128112	216.41	1.02	.06		.06		217.49
71	NONSCHEDULED	251							
72	ALL SERVICES	128363	216.41	1.02	.06		.06		217.49
73									
74	CO DOMESTIC-------SCHEDULED	214145	389.10		1379.45		1379.45		1768.55
75									
76	DL DOMESTIC-------SCHEDULED	453089	1436.49		2802.66		2802.66		4239.15
77	NONSCHEDULED	360							
78	ALL SERVICES	453449	1436.49		2802.66		2802.66		4239.15
79									
80	EA DOMESTIC-------SCHEDULED	1755928	2974.58		11818.03	7.11	11825.14		14799.72
81	NONSCHEDULED	199							
82	ALL SERVICES	1760127	2974.58		11818.03	7.11	11825.14		14799.72
83									
84	FH DOMESTIC-------SCHEDULED	1284	.44						.44
85									
86	FL DOMESTIC-------SCHEDULED	14361	10.66						10.66
87									
88	ML DOMESTIC-------SCHEDULED	82903							
89	NONSCHEDULED	60							
90	ALL SERVICES	82963							
91									
92	NW DOMESTIC-------SCHEDULED	523528	1803.08		4500.27	.55	4500.82		6303.90
93	NONSCHEDULED	87							
94	ALL SERVICES	523615	1803.08		4500.27	.55	4500.82		6303.90
95									
96	NY DOMESTIC-------SCHEDULED	908736	6.00						6.00
97	NONSCHEDULED	97							
98	ALL SERVICES	908833	6.00						6.00
99									
100	OZ DOMESTIC-------SCHEDULED	75242	30.15	.35	666.28		666.28		696.78
101	NONSCHEDULED	210							
102	ALL SERVICES	75452	30.15	.35	666.28		666.28		696.78
103									
104	PA DOMESTIC-------SCHEDULED	333813	914.95		2087.57	.60	2088.17		3003.12
105	NONSCHEDULED	20							
106	ALL SERVICES	333833	914.95		2087.57	.60	2088.17		3003.12
107									
108	PA INTERNATIONAL--SCHEDULED	140432	2260.61		1943.02		1943.02		4203.63
109	NONSCHEDULED	134							
110	ALL SERVICES	140566	2260.61		1943.02		1943.02		4203.63
111									
112									

TABLE 6
ENPLANED REVENUE PASSENGERS, ENPLANED REVENUE TONS OF CARGO AND MAIL, AND AIR TRAFFIC HUB CLASSIFICATIONS, BY TYPE OF OPERATION, BY TYPE OF SERVICE, BY COMMUNITY, AND BY CARRIER

12 MONTHS ENDED DECEMBER 31, 1985

Line No.	Area, state or country / Community / (Airport name) / Carrier / Type of operation / Type of service / Hub type and percent of enplanements	Enplaned passengers	Enplaned revenue tons: Freight	Express	U.S. Mail: Priority	Nonpriority	Total	Foreign mail	Total cargo and mail
	1	2	3	4	5	6	7	8	9
1	COMMUNITY TOTAL BY CARRIER (CONT.)								
2	PA TOTAL----------SCHEDULED	474245	3175.56		4030.59	.60	4031.19		7206.75
3	NONSCHEDULED	154							
4	ALL SERVICES	474399	3175.56		4030.59	.60	4031.19		7206.75
5									
6	PE DOMESTIC--------SCHEDULED	476380							
7									
8	PI DOMESTIC--------SCHEDULED	558766	844.99		1166.62		1166.62		2011.61
9	NONSCHEDULED	102							
10	ALL SERVICES	558868	844.99		1166.62		1166.62		2011.61
11									
12	PN DOMESTIC--------SCHEDULED	25636	2.12						2.12
13									
14	RC DOMESTIC--------SCHEDULED	221702	339.37	.14	680.58	4.86	685.44		1024.95
15	NONSCHEDULED	379							
16	ALL SERVICES	222081	339.37	.14	680.58	4.86	685.44		1024.95
17									
18	TW DOMESTIC--------SCHEDULED	589342	2557.85	2.10	3832.47	648.07	4480.54		7040.49
19	NONSCHEDULED	83							
20	ALL SERVICES	589425	2557.85	2.10	3832.47	648.07	4480.54		7040.49
21									
22	TW INTERNATIONAL--SCHEDULED	47128	796.24		290.54		290.54		1086.78
23									
24	TW TOTAL----------SCHEDULED	636470	3354.09	2.10	4123.01	648.07	4771.08		8127.27
25	NONSCHEDULED	83							
26	ALL SERVICES	636553	3354.09	2.10	4123.01	648.07	4771.08		8127.27
27									
28	UA DOMESTIC--------SCHEDULED	725045	6778.21	31.09	5644.73	3272.21	8916.94		15726.24
29	NONSCHEDULED	1656							
30	ALL SERVICES	726701	6778.21	31.09	5644.73	3272.21	8916.94		15726.24
31									
32	UR DOMESTIC--------SCHEDULED	33633	1.03		7.59		7.59		8.62
33	NONSCHEDULED	100							
34	ALL SERVICES	33733	1.03		7.59		7.59		8.62
35									
36	WA DOMESTIC--------SCHEDULED	84757	724.58		533.28	1.69	534.97		1259.55
37	NONSCHEDULED	510							
38	ALL SERVICES	85267	724.58		533.28	1.69	534.97		1259.55
39									
40	ZM DOMESTIC--------SCHEDULED	18447							
41									
42	COMMUNITY TOTAL								
43	DOMESTIC--------SCHEDULED	8823404	23562.58	36.94	42826.26	3994.44	46820.70		70420.22
44	NONSCHEDULED	4485							
45	ALL SERVICES	8827889	23562.58	36.94	42826.26	3994.44	46820.70		70420.22
46									
47	INTERNATIONAL--SCHEDULED	187560	3056.85		2233.56		2233.56		5290.41
48	NONSCHEDULED	134							
49	ALL SERVICES	187694	3056.85		2233.56		2233.56		5290.41
50									
51	TOTAL----------SCHEDULED	9010964	26619.43	36.94	45059.82	3994.44	49054.26		75710.63
52	NONSCHEDULED	4619							
53	ALL SERVICES	9015583	26619.43	36.94	45059.82	3994.44	49054.26		75710.63
54									
55									
56									
57	FLORIDA								
58	----------								
59									
60									
61	DAYTONA BEACH S C.06								
62	(DAYTONA BEACH REGIONAL)								
63	DL DOMESTIC--------SCHEDULED	60476	121.19		.04		.04		121.23
64									
65	EA DOMESTIC--------SCHEDULED	134350	200.41		321.35	5.20	326.55		526.96
66									
67	PI DOMESTIC--------SCHEDULED	40740	18.44		.39		.39		18.83
68	NONSCHEDULED	112							
69	ALL SERVICES	40852	18.44		.39		.39		18.83
70									
71	COMMUNITY TOTAL								
72	DOMESTIC--------SCHEDULED	235566	340.04		321.78	5.20	326.98		667.02
73	NONSCHEDULED	112							
74	ALL SERVICES	235678	340.04		321.78	5.20	326.98		667.02
75									
76									
77									
78	EGLIN AIR FORCE BASE N C.00								
79	(EGLIN AFB)								
80	RC DOMESTIC--------SCHEDULED	64550	113.42	.17	9.87	1.47	11.34		124.93
81									
82									
83									
84	FT MYERS S C.21								
85	(SOUTHWEST)								
86	AA DOMESTIC--------SCHEDULED	35383	23.18		.19		.19		23.37
87									
88	AL DOMESTIC--------SCHEDULED	46339	21.17	.02	8.90		8.90		30.09
89	NONSCHEDULED	4121							
90	ALL SERVICES	50460	21.17	.02	8.90		8.90		30.09
91									
92	CL DOMESTIC--------SCHEDULED	166521	358.63		182.85		182.85		541.48
93	NONSCHEDULED	111							
94	ALL SERVICES	166632	358.63		182.85		182.85		541.48
95									
96	EA DOMESTIC--------SCHEDULED	232442	149.13		407.67	1.20	408.87		558.00
97									
98	ML DOMESTIC--------SCHEDULED	759							
99									
100	MW DOMESTIC--------SCHEDULED	69430	30.64		1.04		1.04		31.68
101									
102	CZ DOMESTIC--------SCHEDULED	45001	97.48	.94	6.62		6.62		105.04
103	NONSCHEDULED	102							
104	ALL SERVICES	45103	97.48	.94	6.62		6.62		105.04
105									
106	PE DOMESTIC--------SCHEDULED	118583							
107									
108	UA DOMESTIC--------SCHEDULED	57970	19.44	4.34	.01		.01		23.79
109									
110									
111									
112									

TABLE 6
ENPLANED REVENUE PASSENGERS, ENPLANED REVENUE TONS OF CARGO AND MAIL, AND AIR TRAFFIC HUB CLASSIFICATIONS, BY TYPE OF OPERATION, BY TYPE OF SERVICE, BY COMMUNITY, AND BY CARRIER

12 MONTHS ENDED DECEMBER 31, 1985

Line No.	Area, state or country / Community / (Airport name) / Carrier / Type of operation / Type of service / Hub type and percent of enplanements	Enplaned passengers	Enplaned revenue tons: Freight	Express	U. S. Mail: Priority	Nonpriority	Total	Foreign mail	Total cargo and mail
	1	2	3	4	5	6	7	8	9
1	COMMUNITY TOTAL								
2	DOMESTIC-------SCHEDULED	772428	699.67	5.30	607.28	1.20	608.48		1313.45
3	NONSCHEDULED	4334							
4	ALL SERVICES	776762	699.67	5.30	607.28	1.20	608.48		1313.45
5									
6									
7									
8	GAINESVILLE N 0.00								
9	(GAINESVILLE MUNI)								
10	EA DOMESTIC-------SCHEDULED	135425	125.64		201.44	6.91	208.35		333.99
11									
12	PI DOMESTIC-------SCHEDULED	8148			.26		.26		.26
13									
14	COMMUNITY TOTAL								
15	DOMESTIC-------SCHEDULED	143573	125.64		201.70	6.91	208.61		334.25
16									
17									
18									
19	JACKSONVILLE M 0.32								
20	(JACKSONVILLE INTERNATIONAL)								
21	AA DOMESTIC-------SCHEDULED	50260	90.21		2.85		2.85		93.06
22									
23	CO DOMESTIC-------SCHEDULED	19163	24.37		23.17		23.17		47.54
24									
25	DL DOMESTIC-------SCHEDULED	299599	702.85		1394.53		1394.53		2097.38
26	NONSCHEDULED	438							
27	ALL SERVICES	300037	702.85		1394.53		1394.53		2097.38
28									
29	EA DOMESTIC-------SCHEDULED	297652	628.75		2936.35	5.90	2942.25		3571.00
30									
31	NY DOMESTIC-------SCHEDULED	15040							
32									
33	OZ DOMESTIC-------SCHEDULED	35778	59.58	.01	533.28		533.28		592.87
34	NONSCHEDULED	383							
35	ALL SERVICES	36161	59.58	.01	533.28		533.28		592.87
36									
37	PE DOMESTIC-------SCHEDULED	213653	13.74						13.74
38									
39	PI DOMESTIC-------SCHEDULED	187114	186.67		311.60		311.60		498.27
40	NONSCHEDULED	95							
41	ALL SERVICES	187209	186.67		311.60		311.60		498.27
42									
43	TW DOMESTIC-------SCHEDULED	14679	4.85		59.50		59.50		64.35
44									
45	UA DOMESTIC-------SCHEDULED	25999	17.23	2.40	416.92		416.92		436.55
46									
47	COMMUNITY TOTAL								
48	DOMESTIC-------SCHEDULED	1159137	1728.25	2.41	5678.20	5.90	5684.10		7414.76
49	NONSCHEDULED	916							
50	ALL SERVICES	1160053	1728.25	2.41	5678.20	5.90	5684.10		7414.76
51									
52									
53									
54	KEY WEST N 0.00								
55	(KEY WEST INTERNATIONAL)								
56	EA DOMESTIC-------SCHEDULED	467							
57									
58	PI DOMESTIC-------SCHEDULED	9379							
59									
60	COMMUNITY TOTAL								
61	DOMESTIC-------SCHEDULED	9846							
62									
63									
64									
65	MELBOURNE S 0.07								
66	(CAPE KENNEDY REGIONAL)								
67	DL DOMESTIC-------SCHEDULED	45921	39.81		.05		.05		39.86
68									
69	EA DOMESTIC-------SCHEDULED	128782	195.77		172.53	183.14	355.67		551.44
70									
71	FT DOMESTIC-------SCHEDULED		19.87						19.87
72									
73	PE DOMESTIC-------SCHEDULED	88441							
74									
75	COMMUNITY TOTAL								
76	DOMESTIC-------SCHEDULED	263144	255.45		172.58	183.14	355.72		611.17
77									
78									
79									
80	MIAMI/FT LAUDERDALE L 2.94								
81	(FT. LAUDERDALE-HOLLYWOOD INTL) 0.81								
82	AA DOMESTIC-------SCHEDULED	71082	143.77		.10		.10		143.87
83									
84	AL DOMESTIC-------SCHEDULED	121993	79.45		115.81		115.81		195.26
85	NONSCHEDULED	7577							
86	ALL SERVICES	129570	79.45		115.81		115.81		195.26
87									
88	BN DOMESTIC-------SCHEDULED	9652							
89	NONSCHEDULED	38747							
90	ALL SERVICES	48399							
91									
92	CO DOMESTIC-------SCHEDULED	86996	104.54	.43	118.50		118.50		223.47
93									
94	DL DOMESTIC-------SCHEDULED	1156793	6950.44		1833.81		1833.81		8784.25
95	NONSCHEDULED	46							
96	ALL SERVICES	1156839	6950.44		1833.81		1833.81		8784.25
97									
98	DL INTERNATIONAL--SCHEDULED	12010	51.11		2.72		2.72		53.83
99									
100	DL TOTAL---------SCHEDULED	1168803	7001.55		1836.53		1836.53		8838.08
101	NONSCHEDULED	46							
102	ALL SERVICES	1168849	7001.55		1836.53		1836.53		8838.08
103									
104	EA DOMESTIC-------SCHEDULED	867700	2376.46		988.89	85.00	1073.89		3450.35
105	NONSCHEDULED	306							
106	ALL SERVICES	868006	2376.46		988.89	85.00	1073.89		3450.35
107									
108	EA INTERNATIONAL--SCHEDULED	21486	76.48		.01		.01		76.49
109									
110	EA TOTAL---------SCHEDULED	889186	2452.94		988.90	85.00	1073.90		3526.84
111	NONSCHEDULED	306							
112	ALL SERVICES	889492	2452.94		988.90	85.00	1073.90		3526.84

TABLE 6
ENPLANED REVENUE PASSENGERS, ENPLANED REVENUE TONS OF CARGO AND MAIL, AND AIR TRAFFIC
HUB CLASSIFICATIONS, BY TYPE OF OPERATION, BY TYPE OF SERVICE, BY COMMUNITY, AND BY CARRIER

12 MONTHS ENDED DECEMBER 31, 1985

Line No.	Area, state or country / Community / (Airport name) / Carrier / Type of operation / Type of service / Hub type and percent of enplanements	Enplaned passengers	Enplaned revenue tons: Freight	Express	U. S. Mail: Priority	Nonpriority	Total	Foreign mail	Total cargo and mail
	1	2	3	4	5	6	7	8	9
1	FT. LAUDERDALE-HOLLYWOOD INTL (CONT.)								
2	FH DOMESTIC-------SCHEDULED	279							
3									
4	NL DOMESTIC-------SCHEDULED	12242							
5									
6	NW DOMESTIC-------SCHEDULED	71446	198.97		36.03		36.03		235.00
7									
8	NY DOMESTIC-------SCHEDULED	38813							
9									
10	OZ DOMESTIC-------SCHEDULED	27025	28.73	.11	25.15		25.15		53.99
11	NONSCHEDULED	103							
12	ALL SERVICES	27128	28.73	.11	25.15		25.15		53.99
13									
14	PE DOMESTIC-------SCHEDULED	79190	53.34						53.34
15									
16	PI DOMESTIC-------SCHEDULED	15365	.05		2.75		2.75		2.80
17									
18	RC DOMESTIC-------SCHEDULED	41627	72.27		27.13	.31	27.44		99.71
19	NONSCHEDULED	1787							
20	ALL SERVICES	43414	72.27		27.13	.31	27.44		99.71
21									
22	TW DOMESTIC-------SCHEDULED	47860	33.66	.01	73.30		73.30		106.97
23									
24	UA DOMESTIC-------SCHEDULED	105979	184.91	8.32	1.25		1.25		194.48
25	NONSCHEDULED	97							
26	ALL SERVICES	106076	184.91	8.32	1.25		1.25		194.48
27									
28	ZO DOMESTIC-------SCHEDULED	83106							
29	NONSCHEDULED	20190							
30	ALL SERVICES	103296							
31									
32	ZN DOMESTIC-------SCHEDULED	11952							
33									
34	AIRPORT TOTAL								
35	DOMESTIC-------SCHEDULED	2849100	10226.59	8.87	3222.72	85.31	3308.03		13543.49
36	NONSCHEDULED	68853							
37	ALL SERVICES	2917953	10226.59	8.87	3222.72	85.31	3308.03		13543.49
38									
39	INTERNATIONAL--SCHEDULED	33496	127.59		2.73		2.73		130.32
40									
41	TOTAL----------SCHEDULED	2882596	10354.18	8.87	3225.45	85.31	3310.76		13673.81
42	NONSCHEDULED	68853							
43	ALL SERVICES	2951449	10354.18	8.87	3225.45	85.31	3310.76		13673.81
44									
45	(MIAMI INTERNATIONAL) 2.12								
46	AA DOMESTIC-------SCHEDULED	158152	937.49		327.88	.09	327.97		1265.46
47									
48	AA INTERNATIONAL--SCHEDULED	476							
49									
50	AA TOTAL----------SCHEDULED	158628	937.49		327.88	.09	327.97		1265.46
51									
52	BN DOMESTIC-------SCHEDULED	64437	52.59	.10					52.69
53	NONSCHEDULED	1673							
54	ALL SERVICES	66110	52.59	.10					52.69
55									
56	CC DOMESTIC-------SCHEDULED	37713	13.49		505.31		505.31		518.80
57	NONSCHEDULED	616							
58	ALL SERVICES	38329	13.49		505.31		505.31		518.80
59									
60	CO DOMESTIC-------SCHEDULED	157519	1201.53	.46	1429.75		1429.75		2631.74
61									
62	DL DOMESTIC-------SCHEDULED	522572	5844.30		1493.23		1493.23		7337.53
63	NONSCHEDULED	106							
64	ALL SERVICES	523678	5844.30		1493.23		1493.23		7337.53
65									
66	DL INTERNATIONAL--SCHEDULED	209	.33						.33
67									
68	DL TOTAL----------SCHEDULED	523181	5844.63		1493.23		1493.23		7337.86
69	NONSCHEDULED	106							
70	ALL SERVICES	523287	5844.63		1493.23		1493.23		7337.86
71									
72	EA DOMESTIC-------SCHEDULED	3125562	25745.54		14236.18	1492.24	15730.42		41475.96
73	NONSCHEDULED	3308							
74	ALL SERVICES	3128870	25745.54		14236.18	1492.24	15730.42		41475.96
75									
76	EA INTERNATIONAL--SCHEDULED	976698	7081.81		2651.01	2.25	2653.26		9735.07
77	NONSCHEDULED	13872							
78	ALL SERVICES	992570	7081.81		2651.01	2.25	2653.26		9735.07
79									
80	EA TOTAL----------SCHEDULED	4104260	32827.35		16889.19	1494.49	18383.68		51211.03
81	NONSCHEDULED	17180							
82	ALL SERVICES	4121440	32827.35		16889.19	1494.49	18383.68		51211.03
83									
84	FT DOMESTIC-------SCHEDULED		10263.93		.01		.01		10263.94
85									
86	FT INTERNATIONAL--SCHEDULED		12556.24		15.41	1.93	17.34		12573.58
87	NONSCHEDULED		718.20						718.20
88	ALL SERVICES		13274.44		15.41	1.93	17.34		13291.78
89									
90	FT TOTAL----------SCHEDULED		22820.17		15.42	1.93	17.35		22837.52
91	NONSCHEDULED		718.20						718.20
92	ALL SERVICES		23538.37		15.42	1.93	17.35		23555.72
93									
94	JW DOMESTIC-------SCHEDULED	64260	4390.90						4390.90
95	NONSCHEDULED	2733	128.70						128.70
96	ALL SERVICES	66993	4519.60						4519.60
97									
98	JW INTERNATIONAL--SCHEDULED		131.20						131.20
99	NONSCHEDULED	10057	222.00						222.00
100	ALL SERVICES	10057	353.20						353.20
101									
102	JW TOTAL----------SCHEDULED	64260	4522.10						4522.10
103	NONSCHEDULED	12790	350.70						350.70
104	ALL SERVICES	77050	4872.80						4872.80
105									
106	ML DOMESTIC-------SCHEDULED	37564							
107									
108	NW DOMESTIC-------SCHEDULED	120328	1478.07		1128.64		1128.64		2606.71
109	NONSCHEDULED	105							
110	ALL SERVICES	120433	1478.07		1128.64		1128.64		2606.71
111									
112									

TABLE 6
ENPLANED REVENUE PASSENGERS, ENPLANED REVENUE TONS OF CARGO AND MAIL, AND AIR TRAFFIC HUB CLASSIFICATIONS, BY TYPE OF OPERATION, BY TYPE OF SERVICE, BY COMMUNITY, AND BY CARRIER

12 MONTHS ENDED DECEMBER 31, 1985

Line No.	Area, state or country / Community / (Airport name) / Carrier / Type of operation / Type of service / Hub type and percent of enplanements	Enplaned passengers	Enplaned revenue tons: Freight	Express	U. S. Mail: Priority	Nonpriority	Total	Foreign mail	Total cargo and mail
	1	2	3	4	5	6	7	8	9
1	MIAMI INTERNATIONAL (CONT.)								
2	OZ DOMESTIC-------SCHEDULED	48944	203.89	.02	25.53		25.53		229.44
3	NONSCHEDULED	486							
4	ALL SERVICES	49430	203.89	.02	25.53		25.53		229.44
5									
6	PA DOMESTIC-------SCHEDULED	782523	3869.37		1130.78	49.54	1180.32	19.34	5069.03
7	NONSCHEDULED	631							
8	ALL SERVICES	783154	3869.37		1130.76	49.54	1180.32	19.34	5069.03
9									
10	PA INTERNATIONAL--SCHEDULED	447074	7754.33		1385.96	389.37	1775.33	273.03	9802.69
11									
12	PA TOTAL---------SCHEDULED	1229597	11623.70		2516.74	438.91	2955.65	292.37	14871.72
13	NONSCHEDULED	631							
14	ALL SERVICES	1230228	11623.70		2516.74	438.91	2955.65	292.37	14871.72
15									
16	PE DOMESTIC-------SCHEDULED	187001	133.85						133.85
17									
18	PI DOMESTIC-------SCHEDULED	347506	1769.57		768.63		768.63		2538.20
19	NONSCHEDULED	342							
20	ALL SERVICES	347848	1769.57		768.63		768.63		2538.20
21									
22	RC DOMESTIC-------SCHEDULED	163202	1695.64	.24	589.32	3.45	592.77		2288.65
23	NONSCHEDULED	122							
24	ALL SERVICES	163324	1695.64	.24	589.32	3.45	592.77		2288.65
25									
26	TW DOMESTIC-------SCHEDULED	119800	92.00	.22	1079.67	27.58	1107.25		1199.47
27	NONSCHEDULED	106							
28	ALL SERVICES	119906	92.00	.22	1079.67	27.58	1107.25		1199.47
29									
30	UA DOMESTIC-------SCHEDULED	100596	608.18	6.00	221.33	.36	221.69		835.87
31	NONSCHEDULED	915							
32	ALL SERVICES	101911	608.18	6.00	221.33	.36	221.69		835.87
33									
34	VV INTERNATIONAL--SCHEDULED	55414	5558.00		87.00		87.00		5645.00
35	NONSCHEDULED	3104	47.00						47.00
36	ALL SERVICES	58518	5605.00		87.00		87.00		5692.00
37									
38	ZO DOMESTIC-------SCHEDULED	77153							
39	NONSCHEDULED	22922							
40	ALL SERVICES	100075							
41									
42	ZR DOMESTIC-------SCHEDULED	58644							
43	NONSCHEDULED	40							
44	ALL SERVICES	58684							
45									
46	AIRPORT TOTAL								
47	DOMESTIC-------SCHEDULED	6174676	58300.34	7.04	22938.26	1573.26	24511.52	19.34	82838.24
48	NONSCHEDULED	34105	128.70						128.70
49	ALL SERVICES	6208781	58429.04	7.04	22938.26	1573.26	24511.52	19.34	82966.94
50									
51	INTERNATIONAL--SCHEDULED	1481871	33081.91		4139.38	393.55	4532.93	273.03	37887.87
52	NONSCHEDULED	27033	987.20						987.20
53	ALL SERVICES	1508904	34069.11		4139.38	393.55	4532.93	273.03	38875.07
54									
55	TOTAL---------SCHEDULED	7656547	91382.25	7.04	27077.64	1966.81	29044.45	292.37	120726.11
56	NONSCHEDULED	61138	1115.90						1115.90
57	ALL SERVICES	7717685	92498.15	7.04	27077.64	1966.81	29044.45	292.37	121842.01
58									
59	COMMUNITY TOTAL BY CARRIER								
60	AA DOMESTIC-------SCHEDULED	229234	1081.26		327.98	.09	328.07		1409.33
61									
62	AA INTERNATIONAL--SCHEDULED	476							
63									
64	AA TOTAL---------SCHEDULED	229710	1081.26		327.98	.09	328.07		1409.33
65									
66	AL DOMESTIC-------SCHEDULED	121993	79.45		115.81		115.81		195.26
67	NONSCHEDULED	7577							
68	ALL SERVICES	129570	79.45		115.81		115.81		195.26
69									
70	BN DOMESTIC-------SCHEDULED	74089	52.59	.10					52.69
71	NONSCHEDULED	40420							
72	ALL SERVICES	114509	52.59	.10					52.69
73									
74	CC DOMESTIC-------SCHEDULED	37713	13.49		505.31		505.31		518.80
75	NONSCHEDULED	616							
76	ALL SERVICES	38329	13.49		505.31		505.31		518.80
77									
78	CO DOMESTIC-------SCHEDULED	244515	1306.07	.89	1548.25		1548.25		2855.21
79									
80	DL DOMESTIC-------SCHEDULED	1679765	12794.74		3327.04		3327.04		16121.78
81	NONSCHEDULED	152							
82	ALL SERVICES	1679917	12794.74		3327.04		3327.04		16121.78
83									
84	DL INTERNATIONAL--SCHEDULED	12219	51.44		2.72		2.72		54.16
85									
86	DL TOTAL---------SCHEDULED	1691984	12846.18		3329.76		3329.76		16175.94
87	NONSCHEDULED	152							
88	ALL SERVICES	1692136	12846.18		3329.76		3329.76		16175.94
89									
90	EA DOMESTIC-------SCHEDULED	3993262	28122.00		15227.07	1577.24	16804.31		44926.31
91	NONSCHEDULED	3614							
92	ALL SERVICES	3996876	28122.00		15227.07	1577.24	16804.31		44926.31
93									
94	EA INTERNATIONAL--SCHEDULED	1000184	7158.29		2651.02	2.25	2653.27		9811.56
95	NONSCHEDULED	13872							
96	ALL SERVICES	1014056	7158.29		2651.02	2.25	2653.27		9811.56
97									
98	EA TOTAL---------SCHEDULED	4993446	35280.29		17878.09	1579.49	19457.58		54737.87
99	NONSCHEDULED	17486							
100	ALL SERVICES	5010932	35280.29		17878.09	1579.49	19457.58		54737.87
101									
102	FT DOMESTIC-------SCHEDULED		10263.93		.01		.01		10263.94
103									
104	FT INTERNATIONAL--SCHEDULED		12556.24		15.41	1.93	17.34		12573.58
105	NONSCHEDULED		718.20						718.20
106	ALL SERVICES		13274.44		15.41	1.93	17.34		13291.78
107									
108	FT TOTAL---------SCHEDULED		22820.17		15.42	1.93	17.35		22837.52
109	NONSCHEDULED		718.20						718.20
110	ALL SERVICES		23538.37		15.42	1.93	17.35		23555.72
111									
112									

TABLE 6
ENPLANED REVENUE PASSENGERS, ENPLANED REVENUE TONS OF CARGO AND MAIL, AND AIR TRAFFIC HUB CLASSIFICATIONS, BY TYPE OF OPERATION, BY TYPE OF SERVICE, BY COMMUNITY, AND BY CARRIER

12 MONTHS ENDED DECEMBER 31, 1985

Line No.	Area, state or country / Community (Airport name) / Carrier / Type of operation / Type of service / Hub type and percent of enplanements	Enplaned passengers	Enplaned revenue tons: Freight	Express	U. S. Mail: Priority	Nonpriority	Total	Foreign mail	Total cargo and mail
	1	2	3	4	5	6	7	8	9
1	COMMUNITY TOTAL BY CARRIER (CONT.)								
2	FH DOMESTIC-------SCHEDULED	279							
3									
4	JW DOMESTIC-------SCHEDULED	64260	4390.90						4390.90
5	NONSCHEDULED	2733	128.70						128.70
6	ALL SERVICES	66993	4519.60						4519.60
7									
8	JW INTERNATIONAL--SCHEDULED		131.20						131.20
9	NONSCHEDULED	10057	222.00						222.00
10	ALL SERVICES	10057	353.20						353.20
11									
12	JW TOTAL----------SCHEDULED	64260	4522.10						4522.10
13	NONSCHEDULED	12790	350.70						350.70
14	ALL SERVICES	77050	4872.80						4872.80
15									
16	ML DOMESTIC-------SCHEDULED	50206							
17									
18	NW DOMESTIC-------SCHEDULED	151774	1677.04		1164.67		1164.67		2841.71
19	NONSCHEDULED	105							
20	ALL SERVICES	151879	1677.04		1164.67		1164.67		2841.71
21									
22	NY DOMESTIC-------SCHEDULED	38813							
23									
24	CZ DOMESTIC-------SCHEDULED	75969	232.62	.13	50.68		50.68		283.43
25	NONSCHEDULED	589							
26	ALL SERVICES	76558	232.62	.13	50.68		50.68		283.43
27									
28	PA DOMESTIC-------SCHEDULED	782523	3869.37		1130.78	49.54	1180.32	19.34	5069.03
29	NONSCHEDULED	631							
30	ALL SERVICES	783154	3869.37		1130.78	49.54	1180.32	19.34	5069.03
31									
32	PA INTERNATIONAL--SCHEDULED	447074	7754.33		1385.96	389.37	1775.33	273.03	9802.69
33									
34	PA TOTAL----------SCHEDULED	1229597	11623.70		2516.74	438.91	2955.65	292.37	14871.72
35	NONSCHEDULED	631							
36	ALL SERVICES	1230228	11623.70		2516.74	438.91	2955.65	292.37	14871.72
37									
38	PE DOMESTIC-------SCHEDULED	266191	187.19						187.19
39									
40	PI DOMESTIC-------SCHEDULED	362871	1769.62		771.38		771.38		2541.00
41	NONSCHEDULED	342							
42	ALL SERVICES	363213	1769.62		771.38		771.38		2541.00
43									
44	NC DOMESTIC-------SCHEDULED	204829	1767.91	.24	616.45	3.76	620.21		2388.36
45	NONSCHEDULED	1909							
46	ALL SERVICES	206738	1767.91	.24	616.45	3.76	620.21		2388.36
47									
48	TW DOMESTIC-------SCHEDULED	167660	125.66	.23	1152.97	27.58	1180.55		1306.44
49	NONSCHEDULED	106							
50	ALL SERVICES	167766	125.66	.23	1152.97	27.58	1180.55		1306.44
51									
52	UA DOMESTIC-------SCHEDULED	206575	793.09	14.32	222.58	.36	222.94		1030.35
53	NONSCHEDULED	1012							
54	ALL SERVICES	207587	793.09	14.32	222.58	.36	222.94		1030.35
55									
56	VV INTERNATIONAL--SCHEDULED	55414	5558.00		87.00		87.00		5645.00
57	NONSCHEDULED	3104	47.00						47.00
58	ALL SERVICES	58518	5605.00		87.00		87.00		5692.00
59									
60	ZC DOMESTIC-------SCHEDULED	160259							
61	NONSCHEDULED	43112							
62	ALL SERVICES	203371							
63									
64	ZM DOMESTIC-------SCHEDULED	70596							
65	NONSCHEDULED	40							
66	ALL SERVICES	70636							
67									
68	COMMUNITY TOTAL								
69	DOMESTIC-------SCHEDULED	9023776	68526.93	15.91	26160.98	1658.57	27819.55	19.34	96381.73
70	NONSCHEDULED	102958	128.70						128.70
71	ALL SERVICES	9126734	68655.63	15.91	26160.98	1658.57	27819.55	19.34	96510.43
72									
73	INTERNATIONAL--SCHEDULED	1515367	33209.50		4142.11	393.55	4535.66	273.03	38018.19
74	NONSCHEDULED	27033	987.20						987.20
75	ALL SERVICES	1542400	34196.70		4142.11	393.55	4535.66	273.03	39005.39
76									
77	TOTAL----------SCHEDULED	10539143	101736.43	15.91	30303.09	2052.12	32355.21	292.37	134399.92
78	NONSCHEDULED	129991	1115.90						1115.90
79	ALL SERVICES	10669134	102852.33	15.91	30303.09	2052.12	32355.21	292.37	135515.82
80									
81									
82									
83	NAPLES N 0.00								
84	(NAPLES MUNI)								
85	PI DOMESTIC-------SCHEDULED	7056	.16		.29		.29		.45
86									
87									
88									
89	ORLANDO L 1.33								
90	(ORLANDO INT'L)								
91	AA DOMESTIC-------SCHEDULED	134638	243.55		.03		.03		243.58
92									
93	AL DOMESTIC-------SCHEDULED	215188	285.27	.03	429.55		429.55		714.85
94	NONSCHEDULED	66639							
95	ALL SERVICES	281827	285.27	.03	429.55		429.55		714.85
96									
97	BN DOMESTIC-------SCHEDULED	7972	.41		.05		.05		.46
98	NONSCHEDULED	107							
99	ALL SERVICES	8079	.41		.05		.05		.46
100									
101	CC DOMESTIC-------SCHEDULED	155958	200.10		512.07		512.07		712.17
102	NONSCHEDULED	284							
103	ALL SERVICES	166242	200.10		512.07		512.07		712.17
104									
105	EL DOMESTIC-------SCHEDULED	906548	3938.72		1079.29		1079.29		5018.01
106	NONSCHEDULED	71							
107	ALL SERVICES	906619	3938.72		1079.29		1079.29		5018.01
108									
109	EA DOMESTIC-------SCHEDULED	1215085	11008.15		3580.49	168.05	3749.54		14757.69
110	NONSCHEDULED	[illegible]							

TABLE 6
ENPLANED REVENUE PASSENGERS, ENPLANED REVENUE TONS OF CARGO AND MAIL, AND AIR TRAFFIC HUB CLASSIFICATIONS, BY TYPE OF OPERATION, BY TYPE OF SERVICE, BY COMMUNITY, AND BY CARRIER

12 MONTHS ENDED DECEMBER 31, 1985

Line No.	Area, state or country / Community / (Airport name) / Carrier / Type of operation / Type of service / Hub type and percent of enplanements	Enplaned passengers	Enplaned revenue tons: Freight	Express	U. S. Mail: Priority	Nonpriority	Total	Foreign mail	Total cargo and mail
	1	2	3	4	5	6	7	8	9
1	COMMUNITY TOTAL BY CARRIER (CONT.)								
2	FN DOMESTIC-------SCHEDULED	279							
3									
4	JN DOMESTIC-------SCHEDULED	64260	4390.90						4390.90
5	NONSCHEDULED	2733	128.70						128.70
6	ALL SERVICES	66993	4519.60						4519.60
7									
8	JN INTERNATIONAL--SCHEDULED		131.20						131.20
9	NONSCHEDULED	10057	222.00						222.00
10	ALL SERVICES	10057	353.20						353.20
11									
12	JN TOTAL----------SCHEDULED	64260	4522.10						4522.10
13	NONSCHEDULED	12790	350.70						350.70
14	ALL SERVICES	77050	4872.80						4872.80
15									
16	ML DOMESTIC-------SCHEDULED	50206							
17									
18	NW DOMESTIC-------SCHEDULED	151774	1677.04		1164.67		1164.67		2841.71
19	NONSCHEDULED	105							
20	ALL SERVICES	151879	1677.04		1164.67		1164.67		2841.71
21									
22	NY DOMESTIC-------SCHEDULED	38813							
23									
24	CZ DOMESTIC-------SCHEDULED	75969	232.62	.13	50.68		50.68		283.43
25	NONSCHEDULED	589							
26	ALL SERVICES	76558	232.62	.13	50.68		50.68		283.43
27									
28	PA DOMESTIC-------SCHEDULED	782525	3869.37		1130.78	49.54	1180.32	19.34	5069.03
29	NONSCHEDULED	631							
30	ALL SERVICES	783154	3869.37		1130.78	49.54	1180.32	19.34	5069.03
31									
32	PA INTERNATIONAL--SCHEDULED	447074	7754.33		1385.96	389.37	1775.33	273.03	9802.69
33									
34	PA TOTAL----------SCHEDULED	1229599	11623.70		2516.74	438.91	2955.65	292.37	14871.72
35	NONSCHEDULED	631							
36	ALL SERVICES	1230228	11623.70		2516.74	438.91	2955.65	292.37	14871.72
37									
38	PE DOMESTIC-------SCHEDULED	266191	187.19						187.19
39									
40	PI DOMESTIC-------SCHEDULED	362871	1769.62		771.38		771.38		2541.00
41	NONSCHEDULED	342							
42	ALL SERVICES	363213	1769.62		771.38		771.38		2541.00
43									
44	RC DOMESTIC-------SCHEDULED	204829	1767.91	.24	616.45	3.76	620.21		2388.36
45	NONSCHEDULED	1909							
46	ALL SERVICES	206738	1767.91	.24	616.45	3.76	620.21		2388.36
47									
48	TW DOMESTIC-------SCHEDULED	167660	125.66	.23	1152.97	27.58	1180.55		1306.44
49	NONSCHEDULED	106							
50	ALL SERVICES	167766	125.66	.23	1152.97	27.58	1180.55		1306.44
51									
52	UA DOMESTIC-------SCHEDULED	206675	793.09	14.32	222.56	.36	222.94		1030.35
53	NONSCHEDULED	1012							
54	ALL SERVICES	207687	793.09	14.32	222.56	.36	222.94		1030.35
55									
56	VV INTERNATIONAL--SCHEDULED	55414	5558.00		87.00		87.00		5645.00
57	NONSCHEDULED	3104	47.00						47.00
58	ALL SERVICES	58518	5605.00		87.00		87.00		5692.00
59									
60	ZU DOMESTIC-------SCHEDULED	160259							
61	NONSCHEDULED	43112							
62	ALL SERVICES	203371							
63									
64	ZM DOMESTIC-------SCHEDULED	70596							
65	NONSCHEDULED	40							
66	ALL SERVICES	70636							
67									
68	COMMUNITY TOTAL								
69	DOMESTIC-------SCHEDULED	9023776	68526.93	15.91	26160.98	1658.57	27819.55	19.34	96381.73
70	NONSCHEDULED	102958	128.70						128.70
71	ALL SERVICES	9126734	68655.63	15.91	26160.98	1658.57	27819.55	19.34	96510.43
72									
73	INTERNATIONAL--SCHEDULED	1513367	33209.50		4142.11	393.55	4535.66	273.03	38018.19
74	NONSCHEDULED	27033	987.20						987.20
75	ALL SERVICES	1542400	34196.70		4142.11	393.55	4535.66	273.03	39005.39
76									
77	TOTAL----------SCHEDULED	10535143	101736.43	15.91	30303.09	2052.12	32355.21	292.37	134399.92
78	NONSCHEDULED	129991	1115.90						1115.90
79	ALL SERVICES	10665134	102852.33	15.91	30303.09	2052.12	32355.21	292.37	135515.82
80									
81									
82									
83	NAPLES N C.60								
84	(NAPLES MUNI)								
85	PI DOMESTIC-------SCHEDULED	7056	.16		.29		.29		.45
86									
87									
88									
89	ORLANDO L 1.33								
90	(ORLANDO INT'L)								
91	AA DOMESTIC-------SCHEDULED	134638	243.55		.03		.03		243.58
92									
93	AL DOMESTIC-------SCHEDULED	215188	285.27	.03	429.55		429.55		714.85
94	NONSCHEDULED	66639							
95	ALL SERVICES	281827	285.27	.03	429.55		429.55		714.85
96									
97	BN DOMESTIC-------SCHEDULED	7572	.41		.05		.05		.46
98	NONSCHEDULED	107							
99	ALL SERVICES	8679	.41		.05		.05		.46
100									
101	CC DOMESTIC-------SCHEDULED	155958	200.10		512.07		512.07		712.17
102	NONSCHEDULED	284							
103	ALL SERVICES	166242	200.10		512.07		512.07		712.17
104									
105	CL DOMESTIC-------SCHEDULED	906548	3938.72		1079.29		1079.29		5018.01
106	NONSCHEDULED	71							
107	ALL SERVICES	906619	3938.72		1079.29		1079.29		5018.01
108									
109	EA DOMESTIC-------SCHEDULED	1215089	11008.15		3580.49	169.05	3749.54		14757.69
110	NONSCHEDULED	595							
111	ALL SERVICES	1215684	11008.15		3580.49	169.05	3749.54		14757.69
112									

TABLE 6
ENPLANED REVENUE PASSENGERS, ENPLANED REVENUE TONS OF CARGO AND MAIL, AND AIR TRAFFIC HUB CLASSIFICATIONS, BY TYPE OF OPERATION, BY TYPE OF SERVICE, BY COMMUNITY, AND BY CARRIER

12 MONTHS ENDED DECEMBER 31, 1985

Line No.	Area, state or country / Community / (Airport name) / Carrier / Type of operation / Type of service / Hub type and percent of enplanements	Enplaned passengers	Enplaned revenue tons: Freight	Express	U. S. Mail: Priority	Nonpriority	Total	Foreign mail	Total cargo and mail
	1	2	3	4	5	6	7	8	9
1	ORLANDO INT'L (CONT.)								
2	FH DOMESTIC-------SCHEDULED	1009	.45						.45
3									
4	FL DOMESTIC-------SCHEDULED	30574	1.13	.33					1.46
5									
6	FT DOMESTIC-------SCHEDULED		1093.39		.73		.73		1094.12
7	NONSCHEDULED		53.17						53.17
8	ALL SERVICES		1146.56		.73		.73		1147.29
9									
10	FW DOMESTIC-------SCHEDULED	420							
11									
12	JW DOMESTIC-------SCHEDULED	25966	10.30						10.30
13									
14	MC DOMESTIC-------SCHEDULED	15831							
15									
16	ML DOMESTIC-------SCHEDULED	35761							
17									
18	NW DOMESTIC-------SCHEDULED	106447	317.64		134.66		134.66		452.30
19									
20	NY DOMESTIC-------SCHEDULED	55680							
21									
22	OZ DOMESTIC-------SCHEDULED	91049	109.98	.88	347.38		347.38		458.24
23	NONSCHEDULED	607	2.50						2.50
24	ALL SERVICES	91656	112.48	.88	347.38		347.38		460.74
25									
26	PA DOMESTIC-------SCHEDULED	230805	64.61		9.38		9.38	26.93	100.92
27	NONSCHEDULED	604							
28	ALL SERVICES	231409	64.61		9.38		9.38	26.93	100.92
29									
30	PA INTERNATIONAL--SCHEDULED	2							
31									
32	PA TOTAL---------SCHEDULED	230807	64.61		9.38		9.38	26.93	100.92
33	NONSCHEDULED	604							
34	ALL SERVICES	231411	64.61		9.38		9.38	26.93	100.92
35									
36	PE DOMESTIC-------SCHEDULED	155336	44.04						44.04
37									
38	PI DOMESTIC-------SCHEDULED	331799	673.85		334.84		334.84		1008.69
39									
40	RC DOMESTIC-------SCHEDULED	186434	631.42	4.16	582.50	3.84	586.74		1222.32
41									
42	TW DOMESTIC-------SCHEDULED	80801	96.43		13.39		13.39		109.82
43									
44	UA DOMESTIC-------SCHEDULED	213663	940.75	7.90	206.58		206.58		1155.23
45	NONSCHEDULED	245							
46	ALL SERVICES	213908	940.75	7.90	206.58		206.58		1155.23
47									
48	WO DOMESTIC-------SCHEDULED	6777							
49									
50	ZO DOMESTIC-------SCHEDULED	367456							
51	NONSCHEDULED	99411							
52	ALL SERVICES	466867							
53									
54	ZM DOMESTIC-------SCHEDULED	53005							
55									
56	COMMUNITY TOTAL								
57	DOMESTIC-------SCHEDULED	4680206	19660.19	13.30	7231.34	172.89	7404.23	26.93	27104.65
58	NONSCHEDULED	168563	55.67						55.67
59	ALL SERVICES	4848769	19715.86	13.30	7231.34	172.89	7404.23	26.93	27160.32
60									
61	INTERNATIONAL--SCHEDULED	2							
62									
63	TOTAL---------SCHEDULED	4680208	19660.19	13.30	7231.34	172.89	7404.23	26.93	27104.65
64	NONSCHEDULED	168563	55.67						55.67
65	ALL SERVICES	4848771	19715.86	13.30	7231.34	172.89	7404.23	26.93	27160.32
66									
67									
68									
69	PANAMA CITY N C.00								
70	(PANAMA CITY-BAY COUNTY)								
71	RC DOMESTIC-------SCHEDULED	31838	154.46	.16	260.75	.63	261.38		416.04
72									
73									
74									
75	PENSACOLA S C.07								
76	(PENSACOLA REGIONAL)								
77	CO DOMESTIC-------SCHEDULED	46596	18.38		172.96		172.96		191.34
78									
79	DL DOMESTIC-------SCHEDULED	88471	99.93		441.13		441.13		541.06
80	NONSCHEDULED	60							
81	ALL SERVICES	88531	99.93		441.13		441.13		541.06
82									
83	EA DOMESTIC-------SCHEDULED	132528	1079.22		966.58		966.58		2045.80
84									
85	COMMUNITY TOTAL								
86	DOMESTIC-------SCHEDULED	267595	1197.53		1580.67		1580.67		2778.20
87	NONSCHEDULED	60							
88	ALL SERVICES	267655	1197.53		1580.67		1580.67		2778.20
89									
90									
91									
92	SARASOTA/BRADENTON S C.17								
93	(SARASOTA-BRADENTON)								
94	DL DOMESTIC-------SCHEDULED	136532	171.40		.58		.58		171.98
95	NONSCHEDULED	93							
96	ALL SERVICES	136625	171.40		.58		.58		171.98
97									
98	EA DOMESTIC-------SCHEDULED	221231	367.25		508.53	2.50	511.03		878.28
99									
100	NW DOMESTIC-------SCHEDULED	1054			.15		.15		.15
101									
102	OZ DOMESTIC-------SCHEDULED	20706	10.17	1.74					11.91
103									
104	PE DOMESTIC-------SCHEDULED	167384							
105									
106	RC DOMESTIC-------SCHEDULED	41690	105.01	.21	173.95	.20	174.15		279.37
107									
108	UA DOMESTIC-------SCHEDULED	33132	12.54	3.77					16.31
109	NONSCHEDULED	171							
110	ALL SERVICES	33303	12.54	3.77					16.31
111									
112									

TABLE 6
ENPLANED REVENUE PASSENGERS, ENPLANED REVENUE TONS OF CARGO AND MAIL, AND AIR TRAFFIC HUB CLASSIFICATIONS, BY TYPE OF OPERATION, BY TYPE OF SERVICE, BY COMMUNITY, AND BY CARRIER

12 MONTHS ENDED DECEMBER 31, 1985

Line No.	Area, state or country / Community / (Airport name) / Carrier / Type of operation / Type of service / Hub type and percent of enplanements	Enplaned passengers	Enplaned revenue tons: Freight	Express	U. S. Mail: Priority	Nonpriority	Total	Foreign mail	Total cargo and mail
	1	2	3	4	5	6	7	8	9
1	COMMUNITY TOTAL								
2	DOMESTIC-------SCHEDULED	621729	666.37	5.72	683.21	2.70	685.91		1358.00
3	NONSCHEDULED	264							
4	ALL SERVICES	621993	666.37	5.72	683.21	2.70	685.91		1358.00
5									
6									
7									
8	TALLAHASSEE S C.07								
9	(TALLAHASSEE MUNI)								
10	DL DOMESTIC-------SCHEDULED	62511	104.40		217.52		217.52		321.92
11									
12	EA DOMESTIC-------SCHEDULED	165730	525.17		735.79	1.23	737.02		1262.19
13	NONSCHEDULED	707							
14	ALL SERVICES	166437	525.17		735.79	1.23	737.02		1262.19
15									
16	PI DOMESTIC-------SCHEDULED	10665			25.05		25.05		25.05
17									
18	YX DOMESTIC-------SCHEDULED	1432							
19									
20	COMMUNITY TOTAL								
21	DOMESTIC-------SCHEDULED	240738	629.57		978.36	1.23	979.59		1609.16
22	NONSCHEDULED	707							
23	ALL SERVICES	241445	629.57		978.36	1.23	979.59		1609.16
24									
25									
26									
27	TAMPA EST.PTSBG/CLWTR&LKLND L 1.17								
28	(TAMPA INTERNATIONAL) 1.10								
29	AA DOMESTIC-------SCHEDULED	137616	323.28		38.96		38.96		362.24
30									
31	AL DOMESTIC-------SCHEDULED	193448	427.26	.19	330.90		330.90		758.35
32	NONSCHEDULED	10227							
33	ALL SERVICES	203675	427.26	.19	330.90		330.90		758.35
34									
35	CO DOMESTIC-------SCHEDULED	137411	417.17	.34	459.82		459.82		877.33
36									
37	DL DOMESTIC-------SCHEDULED	888007	4451.45		2610.13		2610.13		7061.58
38	NONSCHEDULED	119							
39	ALL SERVICES	888126	4451.45		2610.13		2610.13		7061.58
40									
41	EA DOMESTIC-------SCHEDULED	948911	2846.87		3768.27	3.41	3771.68		6618.55
42	NONSCHEDULED	1172							
43	ALL SERVICES	950083	2846.87		3768.27	3.41	3771.68		6618.55
44									
45	FM DOMESTIC-------SCHEDULED	1011							
46									
47	FL DOMESTIC-------SCHEDULED	17363	.28	.13					.41
48									
49	FW DOMESTIC-------SCHEDULED	208							
50									
51	MC DOMESTIC-------SCHEDULED	20653							
52									
53	ML DOMESTIC-------SCHEDULED	43336							
54									
55	NW DOMESTIC-------SCHEDULED	478891	2030.33		1932.24	.38	1932.62	.74	3963.69
56	NONSCHEDULED	169							
57	ALL SERVICES	479060	2030.33		1932.24	.38	1932.62	.74	3963.69
58									
59	NY DOMESTIC-------SCHEDULED	54379							
60									
61	CZ DOMESTIC-------SCHEDULED	88719	416.11	16.18	471.71		471.71		904.00
62	NONSCHEDULED	1118	.43						.43
63	ALL SERVICES	89837	416.54	16.18	471.71		471.71		904.43
64									
65	PA DOMESTIC-------SCHEDULED	175989	646.28		78.18		78.18		724.46
66	NONSCHEDULED	1164							
67	ALL SERVICES	177153	646.28		78.18		78.18		724.46
68									
69	PA INTERNATIONAL--SCHEDULED	7304	3.63		2.62		2.62		6.25
70									
71	PA TOTAL----------SCHEDULED	183293	649.91		80.80		80.80		730.71
72	NONSCHEDULED	1164							
73	ALL SERVICES	184457	649.91		80.80		80.80		730.71
74									
75	PI DOMESTIC-------SCHEDULED	370969	1147.77		526.50		526.50		1674.27
76									
77	RC DOMESTIC-------SCHEDULED	110308	571.35	1.13	386.70	1.62	388.32		960.80
78	NONSCHEDULED	305							
79	ALL SERVICES	110613	571.35	1.13	386.70	1.62	388.32		960.80
80									
81	TW DOMESTIC-------SCHEDULED	102360	540.52	.55	331.35		331.35		872.42
82									
83	UA DOMESTIC-------SCHEDULED	167154	626.78	13.33	1.65		1.65		641.76
84	NONSCHEDULED	358							
85	ALL SERVICES	167512	626.78	13.33	1.65		1.65		641.76
86									
87	ZM DOMESTIC-------SCHEDULED	51310							
88									
89	AIRPORT TOTAL								
90	DOMESTIC-------SCHEDULED	3988043	14445.45	31.85	10936.41	5.41	10941.82	.74	25419.86
91	NONSCHEDULED	14632	.43						.43
92	ALL SERVICES	4002675	14445.88	31.85	10936.41	5.41	10941.82	.74	25420.29
93									
94	INTERNATIONAL--SCHEDULED	7304	3.63		2.62		2.62		6.25
95									
96	TOTAL----------SCHEDULED	3995347	14449.08	31.85	10939.03	5.41	10944.44	.74	25426.11
97	NONSCHEDULED	14632	.43						.43
98	ALL SERVICES	4009979	14449.51	31.85	10939.03	5.41	10944.44	.74	25426.54
99									
100	(ST. PETERSBURG/CLWTR INTL) C.06								
101	PE DOMESTIC-------SCHEDULED	195509							
102									
103	ZQ DOMESTIC-------SCHEDULED	29117							
104	NONSCHEDULED	7952							
105	ALL SERVICES	37069							
106									
107	AIRPORT TOTAL								
108	DOMESTIC-------SCHEDULED	222626							
109	NONSCHEDULED	7952							
110	ALL SERVICES	230578							
111									
112									

TABLE 6
ENPLANED REVENUE PASSENGERS, ENPLANED REVENUE TONS OF CARGO AND MAIL, AND AIR TRAFFIC HUB CLASSIFICATIONS, BY TYPE OF OPERATION, BY TYPE OF SERVICE, BY COMMUNITY, AND BY CARRIER

12 MONTHS ENDED DECEMBER 31, 1985

Line No.	Area, state or country / Community / (Airport name) / Carrier / Type of operation / Type of service / Hub type and percent of enplanements	Enplaned passengers	Enplaned revenue tons: Freight	Express	U.S. Mail: Priority	Nonpriority	Total	Foreign mail	Total cargo and mail
	1	2	3	4	5	6	7	8	9
1	COMMUNITY TOTAL BY CARRIER								
2	AA DOMESTIC-------SCHEDULED	137616	323.28		38.96		38.96		362.24
3									
4	AL DOMESTIC-------SCHEDULED	193448	427.26	.19	330.90		330.90		758.35
5	NONSCHEDULED	10227							
6	ALL SERVICES	203675	427.26	.19	330.90		330.90		758.35
7									
8	CO DOMESTIC-------SCHEDULED	137411	417.17	.34	459.82		459.82		877.33
9									
10	DL DOMESTIC-------SCHEDULED	888007	4451.45		2610.13		2610.13		7061.58
11	NONSCHEDULED	119							
12	ALL SERVICES	888126	4451.45		2610.13		2610.13		7061.58
13									
14	EA DOMESTIC-------SCHEDULED	948911	2846.87		3768.27	3.41	3771.68		6618.55
15	NONSCHEDULED	1172							
16	ALL SERVICES	950083	2846.87		3768.27	3.41	3771.68		6618.55
17									
18	FH DOMESTIC-------SCHEDULED	1011							
19									
20	FL DOMESTIC-------SCHEDULED	17363	.28	.13					.41
21									
22	FW DOMESTIC-------SCHEDULED	208							
23									
24	MG DOMESTIC-------SCHEDULED	20653							
25									
26	ML DOMESTIC-------SCHEDULED	43336							
27									
28	NW DOMESTIC-------SCHEDULED	478891	2030.33		1932.24	.38	1932.62	.74	3963.69
29	NONSCHEDULED	169							
30	ALL SERVICES	479060	2030.33		1932.24	.38	1932.62	.74	3963.69
31									
32	NY DOMESTIC-------SCHEDULED	54379							
33									
34	OZ DOMESTIC-------SCHEDULED	88719	416.11	16.18	471.71		471.71		904.00
35	NONSCHEDULED	1118	.43						.43
36	ALL SERVICES	89837	416.54	16.18	471.71		471.71		904.43
37									
38	PA DOMESTIC-------SCHEDULED	175589	646.28		78.18		78.18		724.46
39	NONSCHEDULED	1164							
40	ALL SERVICES	177153	646.28		78.18		78.18		724.46
41									
42	PA INTERNATIONAL--SCHEDULED	7304	3.63		2.62		2.62		6.25
43									
44	PA TOTAL----------SCHEDULED	183293	649.91		80.80		80.80		730.71
45	NONSCHEDULED	1164							
46	ALL SERVICES	184457	649.91		80.80		80.80		730.71
47									
48	PE DOMESTIC-------SCHEDULED	193509							
49									
50	PI DOMESTIC-------SCHEDULED	370969	1147.77		526.50		526.50		1674.27
51									
52	RC DOMESTIC-------SCHEDULED	110308	571.35	1.13	386.70	1.62	388.32		960.80
53	NONSCHEDULED	305							
54	ALL SERVICES	110613	571.35	1.13	386.70	1.62	388.32		960.80
55									
56	TW DOMESTIC-------SCHEDULED	102360	540.52	.55	331.35		331.35		872.42
57									
58	UA DOMESTIC-------SCHEDULED	167154	626.78	13.33	1.65		1.65		641.76
59	NONSCHEDULED	358							
60	ALL SERVICES	167512	626.78	13.33	1.65		1.65		641.76
61									
62	ZO DOMESTIC-------SCHEDULED	29117							
63	NONSCHEDULED	7952							
64	ALL SERVICES	37069							
65									
66	ZM DOMESTIC-------SCHEDULED	51310							
67									
68	COMMUNITY TOTAL								
69	DOMESTIC-------SCHEDULED	4210669	14445.45	31.85	10936.41	5.41	10941.82	.74	25419.86
70	NONSCHEDULED	22584	.43						.43
71	ALL SERVICES	4233253	14445.88	31.85	10936.41	5.41	10941.82	.74	25420.29
72									
73	INTERNATIONAL--SCHEDULED	7304	3.63		2.62		2.62		6.25
74									
75	TOTAL----------SCHEDULED	4217973	14449.08	31.85	10939.03	5.41	10944.44	.74	25426.11
76	NONSCHEDULED	22584	.43						.43
77	ALL SERVICES	4240557	14449.51	31.85	10939.03	5.41	10944.44	.74	25426.54
78									
79									
80									
81	WEST PALM BEACH/PALM BEACH N C.49								
82	(PALM BEACH INTERNATIONAL)								
83	AA DOMESTIC-------SCHEDULED	52545	69.89		.59		.59		70.48
84									
85	AL DOMESTIC-------SCHEDULED	178803	69.19		181.30		181.30		250.49
86	NONSCHEDULED	387							
87	ALL SERVICES	179190	69.19		181.30		181.30		250.49
88									
89	DL DOMESTIC-------SCHEDULED	554653	1106.47		571.36		571.36		1677.83
90	NONSCHEDULED	244							
91	ALL SERVICES	554897	1106.47		571.36		571.36		1677.83
92									
93	EA DOMESTIC-------SCHEDULED	513889	766.14		437.79	6.15	443.94		1210.08
94									
95	ML DOMESTIC-------SCHEDULED	11640							
96									
97	NW DOMESTIC-------SCHEDULED	56674	63.92		252.09		252.09		316.01
98									
99	OZ DOMESTIC-------SCHEDULED	17154	5.68	1.69	18.13		18.13		25.50
100	NONSCHEDULED	55							
101	ALL SERVICES	17209	5.68	1.69	18.13		18.13		25.50
102									
103	PA DOMESTIC-------SCHEDULED	60							
104									
105	PE DOMESTIC-------SCHEDULED	273575	5.20						5.20
106									
107	TW DOMESTIC-------SCHEDULED	58590	9.53		81.49		81.49		91.02
108									
109	UA DOMESTIC-------SCHEDULED	58941	40.38	3.29	.07		.07		43.74
110									
111									
112									

TABLE 6
ENPLANED REVENUE PASSENGERS, ENPLANED REVENUE TONS OF CARGO AND MAIL, AND AIR TRAFFIC HUB CLASSIFICATIONS, BY TYPE OF OPERATION, BY TYPE OF SERVICE, BY COMMUNITY, AND BY CARRIER

12 MONTHS ENDED DECEMBER 31, 1985

Line No.	Area, state or country / Community / (Airport name) / Carrier / Type of operation / Type of service / Hub type and percent of enplanements	Enplaned passengers	Enplaned revenue tons: Freight	Express	U.S. Mail: Priority	Nonpriority	Total	Foreign mail	Total cargo and mail
	1	2	3	4	5	6	7	8	9
1	PALM BEACH INTERNATIONAL (CONT.)								
2	ZO DOMESTIC-------SCHEDULED	538							
3									
4	ZM DOMESTIC-------SCHEDULED	17474							
5									
6	COMMUNITY TOTAL								
7	DOMESTIC--------SCHEDULED	1794536	2136.40	4.98	1542.82	6.15	1548.97		3690.35
8	NONSCHEDULED	686							
9	ALL SERVICES	1795222	2136.40	4.98	1542.82	6.15	1548.97		3690.35
10									
11									
12									
13	GEORGIA								
14	----------								
15									
16									
17	ATLANTA L 5.69								
18	(WILLIAM B HARTSFIELD INT'L)								
19	AA DOMESTIC-------SCHEDULED	198965	661.65		27.95	.63	28.58		690.23
20									
21	CC DOMESTIC-------SCHEDULED	86011	126.68	.01	290.53		290.53		417.22
22	NONSCHEDULED	1744							
23	ALL SERVICES	87755	126.68	.01	290.53		290.53		417.22
24									
25	CO DOMESTIC-------SCHEDULED	71325	72.80	.15	106.56		106.56		179.51
26									
27	DL DOMESTIC-------SCHEDULED	10611443	63984.21		45297.58		45297.58		109281.79
28	NONSCHEDULED	4676							
29	ALL SERVICES	10616119	63984.21		45297.58		45297.58		109281.79
30									
31	DL INTERNATIONAL--SCHEDULED	293905	4137.21		676.10		676.10		4813.31
32									
33	DL TOTAL----------SCHEDULED	10905348	68121.42		45973.68		45973.68		114095.10
34	NONSCHEDULED	4676							
35	ALL SERVICES	10910024	68121.42		45973.68		45973.68		114095.10
36									
37	EA DOMESTIC-------SCHEDULED	8430901	47745.21		72785.58	601.11	73386.69		121131.90
38	NONSCHEDULED	2596							
39	ALL SERVICES	8433497	47745.21		72785.58	601.11	73386.69		121131.90
40									
41	EA INTERNATIONAL--SCHEDULED	67069	186.09		49.55	.05	49.60		235.69
42	NONSCHEDULED	423							
43	ALL SERVICES	67492	186.09		49.55	.05	49.60		235.69
44									
45	EA TOTAL----------SCHEDULED	8497970	47931.30		72835.13	601.16	73436.29		121367.59
46	NONSCHEDULED	3019							
47	ALL SERVICES	8500989	47931.30		72835.13	601.16	73436.29		121367.59
48									
49	EZ DOMESTIC-------SCHEDULED		2904.00						2904.00
50	NONSCHEDULED		4361.00						4361.00
51	ALL SERVICES		7265.00						7265.00
52									
53	FT DOMESTIC-------SCHEDULED		31999.73		204.29		204.29		32204.02
54	NONSCHEDULED		121.45						121.45
55	ALL SERVICES		32121.18		204.29		204.29		32325.47
56									
57	NW DOMESTIC-------SCHEDULED	65779	253.03		759.35		759.35		1012.38
58	NONSCHEDULED	162							
59	ALL SERVICES	65941	253.03		759.35		759.35		1012.38
60									
61	CZ DOMESTIC-------SCHEDULED	61180	126.59	4.85	718.35		718.35		849.79
62	NONSCHEDULED	1475							
63	ALL SERVICES	62655	126.59	4.85	718.35		718.35		849.79
64									
65	PE DOMESTIC-------SCHEDULED	62179							
66									
67	PI DOMESTIC-------SCHEDULED	212273	852.40		717.77		717.77		1570.17
68	NONSCHEDULED	616							
69	ALL SERVICES	212889	852.40		717.77		717.77		1570.17
70									
71	RC DOMESTIC-------SCHEDULED	292595	1319.39	29.09	1270.43	31.86	1302.29		2650.77
72	NONSCHEDULED	57							
73	ALL SERVICES	293052	1319.39	29.09	1270.43	31.86	1302.29		2650.77
74									
75	TW DOMESTIC-------SCHEDULED	66215	45.79		207.15		207.15		252.94
76									
77	UA DOMESTIC-------SCHEDULED	122034	337.12	7.49	518.38		518.38		862.99
78	NONSCHEDULED	1487							
79	ALL SERVICES	123521	337.12	7.49	518.38		518.38		862.99
80									
81	VK DOMESTIC-------SCHEDULED		7966.00						7966.00
82									
83	YX DOMESTIC-------SCHEDULED	8465	6.00						6.00
84	NONSCHEDULED	120							
85	ALL SERVICES	8585	6.00						6.00
86									
87	COMMUNITY TOTAL								
88	DOMESTIC-------SCHEDULED	20303765	158400.60	41.59	122903.92	633.60	123537.52		281979.71
89	NONSCHEDULED	12933	4482.45						4482.45
90	ALL SERVICES	20316698	162883.05	41.59	122903.92	633.60	123537.52		286462.16
91									
92	INTERNATIONAL--SCHEDULED	360974	4323.30		725.65	.05	725.70		5049.00
93	NONSCHEDULED	423							
94	ALL SERVICES	361397	4323.30		725.65	.05	725.70		5049.00
95									
96	TOTAL----------SCHEDULED	20664739	162723.90	41.59	123629.57	633.65	124263.22		287028.71
97	NONSCHEDULED	13356	4482.45						4482.45
98	ALL SERVICES	20678095	167206.35	41.59	123629.57	633.65	124263.22		291511.16
99									
100									
101									
102	AUGUSTA M C.CC								
103	(BUSH FIELD)								
104	DL DOMESTIC-------SCHEDULED	115205	307.08		30.64		30.64		337.72
105	NONSCHEDULED	114							
106	ALL SERVICES	115319	307.08		30.64		30.64		337.72
107									
108	PI DOMESTIC-------SCHEDULED	36941	14.11						14.11
109	NONSCHEDULED	121							
110	ALL SERVICES	37062	14.11						14.11
111									
112									

TABLE 6
ENPLANED REVENUE PASSENGERS, ENPLANED REVENUE TONS OF CARGO AND MAIL, AND AIR TRAFFIC HUB CLASSIFICATIONS, BY TYPE OF OPERATION, BY TYPE OF SERVICE, BY COMMUNITY, AND BY CARRIER

12 MONTHS ENDED DECEMBER 31, 1965

Line No.	Area, state or country / Community / (Airport name) / Carrier / Type of operation / Type of service / Hub type and percent of enplanements	Enplaned passengers	Enplaned revenue tons: Freight	Express	U. S. Mail: Priority	Nonpriority	Total	Foreign mail	Total cargo and mail
	1	2	3	4	5	6	7	8	9
1	COMMUNITY TOTAL								
2	DOMESTIC-------SCHEDULED	156146	321.19		30.64		30.64		351.83
3	NONSCHEDULED	235							
4	ALL SERVICES	156381	321.19		30.64		30.64		351.83
8	COLUMBUS N C.CC								
9	(COLUMBUS METROPOLITAN)								
10	DL DOMESTIC-------SCHEDULED	74518	199.26		6.30		6.30		205.56
12	COMMUNITY TOTAL								
13	DOMESTIC-------SCHEDULED	74518	199.26		6.30		6.30		205.56
17	MACON N C.CO								
18	(LEWIS B. WILSON)								
19	DL DOMESTIC-------SCHEDULED	15761	93.87		.06		.06		93.93
20	NONSCHEDULED	18							
21	ALL SERVICES	15779	93.87		.06		.06		93.93
23	COMMUNITY TOTAL								
24	DOMESTIC-------SCHEDULED	15761	93.87		.06		.06		93.93
25	NONSCHEDULED	18							
26	ALL SERVICES	15779	93.87		.06		.06		93.93
30	SAVANNAH S C.12								
31	(SAVANNAH MUNI)								
32	AA DOMESTIC-------SCHEDULED	25364	23.68		.19		.19		23.87
34	DL DOMESTIC-------SCHEDULED	188168	185.57		40.75		40.75		226.32
35	NONSCHEDULED	261							
36	ALL SERVICES	188429	185.57		40.75		40.75		226.32
38	EA DOMESTIC-------SCHEDULED	151769	36.13		21.59	.25	21.84		57.97
40	NY DOMESTIC-------SCHEDULED	1827							
42	PI DOMESTIC-------SCHEDULED	57626	13.76		8.80		8.80		22.56
44	COMMUNITY TOTAL								
45	DOMESTIC-------SCHEDULED	424754	259.14		71.33	.25	71.58		330.72
46	NONSCHEDULED	261							
47	ALL SERVICES	425015	259.14		71.33	.25	71.58		330.72
51	HAWAII								
52	----------								
55	HILO,HAWAII S C.12								
56	(GENERAL LYMAN FIELD)								
57	AQ DOMESTIC-------SCHEDULED	199483	1427.33		26.44	204.79	231.23		1658.56
58	NONSCHEDULED	120							
59	ALL SERVICES	199603	1427.33		26.44	204.79	231.23		1658.56
61	HA DOMESTIC-------SCHEDULED	214450	3050.91		745.46	.89	746.35		3797.26
62	NONSCHEDULED	2866							
63	ALL SERVICES	217316	3050.91		745.46	.89	746.35		3797.26
65	UA DOMESTIC-------SCHEDULED	9149	439.61	2.52	174.58		174.58		616.91
67	COMMUNITY TOTAL								
68	DOMESTIC-------SCHEDULED	423082	4918.05	2.52	946.48	205.68	1152.16		6072.73
69	NONSCHEDULED	2986							
70	ALL SERVICES	426068	4918.05	2.52	946.48	205.68	1152.16		6072.73
74	HONOLULU, OAHU L 1.65								
75	(HONOLULU INTERNATIONAL)								
76	AA DOMESTIC-------SCHEDULED	485447	7074.35		156.68		156.68		7231.03
78	AQ DOMESTIC-------SCHEDULED	1096522	7908.42		40.09	28.60	68.69		7977.11
79	NONSCHEDULED	187							
80	ALL SERVICES	1096709	7908.42		40.09	28.60	68.69		7977.11
82	AQ INTERNATIONAL--SCHEDULED	726	24.30		11.90		11.90		36.20
84	AQ TOTAL---------SCHEDULED	1097248	7932.72		51.99	28.60	80.59		8013.31
85	NONSCHEDULED	187							
86	ALL SERVICES	1097435	7932.72		51.99	28.60	80.59		8013.31
88	CO DOMESTIC-------SCHEDULED	144344	2928.15	2.33	439.54		439.54		3370.02
90	CO INTERNATIONAL--SCHEDULED	133662	1439.47	9.94	1863.96		1863.96		3313.37
92	CO TOTAL---------SCHEDULED	278006	4367.62	12.27	2303.50		2303.50		6683.39
94	DL DOMESTIC-------SCHEDULED	86523	2960.74		517.79		517.79		3478.53
96	FT INTERNATIONAL--SCHEDULED		8293.28		224.93	7.91	232.84		8526.12
97	NONSCHEDULED	804							
98	ALL SERVICES	804	8293.28		224.93	7.91	232.84		8526.12
100	HA DOMESTIC-------SCHEDULED	1441569	7724.42		1916.75	15.06	1931.81		9656.23
101	NONSCHEDULED	47724							
102	ALL SERVICES	1489293	7724.42		1916.75	15.06	1931.81		9656.23
104	HA INTERNATIONAL--SCHEDULED	15625	172.63		318.69		318.69		491.32
106	HA TOTAL---------SCHEDULED	1457194	7897.05		2235.44	15.06	2250.50		10147.55
107	NONSCHEDULED	47724							
108	ALL SERVICES	1504918	7897.05		2235.44	15.06	2250.50		10147.55
110	HR INTERNATIONAL--SCHEDULED	6185	79.00		88.00		88.00		167.00
111	NONSCHEDULED	300							
112	ALL SERVICES	6485	79.00		88.00		88.00		167.00

TABLE 6
ENPLANED REVENUE PASSENGERS, ENPLANED REVENUE TONS OF CARGO AND MAIL, AND AIR TRAFFIC HUB CLASSIFICATIONS, BY TYPE OF OPERATION, BY TYPE OF SERVICE, BY COMMUNITY, AND BY CARRIER

12 MONTHS ENDED DECEMBER 31, 1985

Line No.	Area, state or country / Community / (Airport name) / Carrier / Type of operation / Type of service / Hub type and percent of enplanements	Enplaned passengers	Enplaned revenue tons: Freight	Express	U.S. Mail: Priority	Nonpriority	Total	Foreign mail	Total cargo and mail
	1	2	3	4	5	6	7	8	9
1	HONOLULU INTERNATIONAL (CONT.)								
2	HB INTERNATIONAL--SCHEDULED	2174	72.00						72.00
3	NONSCHEDULED	2133	33.00						33.00
4	ALL SERVICES	4907	105.00						105.00
5									
6	NW DOMESTIC-------SCHEDULED	273825	8578.65		1213.60	1127.19	2340.79	20.08	10939.56
7									
8	NW INTERNATIONAL--SCHEDULED	186717	913.27		1376.66	247.05	1625.71		2138.98
9									
10	NW TOTAL----------SCHEDULED	462542	9091.96		2592.26	1374.24	3966.50	20.08	13078.54
11									
12	PA DOMESTIC-------SCHEDULED	127480	4378.87		701.55	89.63	791.58		5170.45
13	NONSCHEDULED	261							
14	ALL SERVICES	127741	4378.87		701.55	89.63	791.58		5170.45
15									
16	PA INTERNATIONAL--SCHEDULED	119140	1718.12		746.70	26.77	773.47	1.01	2492.60
17	NONSCHEDULED	678							
18	ALL SERVICES	119818	1718.12		746.70	26.77	773.47	1.01	2492.60
19									
20	PA TOTAL----------SCHEDULED	246620	6096.99		1448.65	116.40	1565.05	1.01	7663.05
21	NONSCHEDULED	939							
22	ALL SERVICES	247559	6096.99		1448.65	116.40	1565.05	1.01	7663.05
23									
24	TA DOMESTIC-------SCHEDULED	580							
25	NONSCHEDULED	25417	22.00						22.00
26	ALL SERVICES	25997	22.00						22.00
27									
28	TV DOMESTIC-------SCHEDULED	17840	589.20						589.20
29	NONSCHEDULED	4193	450.90						450.90
30	ALL SERVICES	22033	1040.10						1040.10
31									
32	UA DOMESTIC-------SCHEDULED	1047616	20146.74	30.28	1284.83	1.19	1286.02		21463.04
33	NONSCHEDULED	848							
34	ALL SERVICES	1048464	20146.74	30.28	1284.83	1.19	1286.02		21463.04
35									
36	WA DOMESTIC-------SCHEDULED	458920	9299.21		3132.56	9.58	3142.14		12441.35
37	NONSCHEDULED	879							
38	ALL SERVICES	459799	9299.21		3132.56	9.58	3142.14		12441.35
39									
40	WO DOMESTIC-------SCHEDULED	247406	6569.00						6569.00
41	NONSCHEDULED	1387							
42	ALL SERVICES	248793	6569.00						6569.00
43									
44	COMMUNITY TOTAL								
45	DOMESTIC-------SCHEDULED	5428072	76157.79	32.61	9403.79	1271.25	10675.04	20.08	88885.52
46	NONSCHEDULED	80896	472.90						472.90
47	ALL SERVICES	5508968	76630.69	32.61	9403.79	1271.25	10675.04	20.08	89358.42
48									
49	INTERNATIONAL--SCHEDULED	466829	12312.07	9.94	4632.84	281.73	4914.57	1.01	17237.59
50	NONSCHEDULED	3915	33.00						33.00
51	ALL SERVICES	470744	12345.07	9.94	4632.84	281.73	4914.57	1.01	17270.59
52									
53	TOTAL----------SCHEDULED	5894901	90469.85	42.55	14036.63	1552.98	15589.61	21.09	106123.11
54	NONSCHEDULED	84811	505.90						505.90
55	ALL SERVICES	5979712	90975.76	42.55	14036.63	1552.98	15589.61	21.09	106629.01
56									
57									
58									
59	HOOLEHUA, MOLOKAI N 0.00								
60	(MOLOKAI)								
61	PA DOMESTIC-------SCHEDULED	61637	146.89		46.23	3.70	49.93		196.82
62	NONSCHEDULED	181							
63	ALL SERVICES	61818	146.89		46.23	3.70	49.93		196.82
64									
65									
66									
67	KAHULUI,MAUI M 0.46								
68	(KAHULUI)								
69	AA DOMESTIC-------SCHEDULED	150613	380.38		13.06		13.06		393.44
70									
71	AQ DOMESTIC-------SCHEDULED	611356	793.71		73.32	6.52	79.84		873.55
72	NONSCHEDULED	117							
73	ALL SERVICES	611473	793.71		73.32	6.52	79.84		873.55
74									
75	PA DOMESTIC-------SCHEDULED	656306	1143.70		747.16	322.54	1069.72		2213.42
76	NONSCHEDULED	22564							
77	ALL SERVICES	718870	1143.70		747.16	322.54	1069.72		2213.42
78									
79	UA DOMESTIC-------SCHEDULED	195150	494.46	2.27	101.82	2.15	103.97		600.70
80									
81	WA DOMESTIC-------SCHEDULED	700	1.93		14.17		14.17		16.10
82									
83	COMMUNITY TOTAL								
84	DOMESTIC-------SCHEDULED	1637825	2814.18	2.27	949.55	331.21	1280.76		4097.21
85	NONSCHEDULED	22681							
86	ALL SERVICES	1660506	2814.18	2.27	949.55	331.21	1280.76		4097.21
87									
88									
89									
90	KAILUA-KONA, HAWAII S 0.16								
91	(KE-AHOLE)								
92	AQ DOMESTIC-------SCHEDULED	237572	1616.56		26.82	136.36	163.18		1781.74
93	NONSCHEDULED	34							
94	ALL SERVICES	237606	1616.56		26.82	136.36	163.18		1781.74
95									
96	PA DOMESTIC-------SCHEDULED	276543	1176.55		352.11	1.34	353.45		1532.00
97	NONSCHEDULED	2197							
98	ALL SERVICES	278740	1176.55		352.11	1.34	353.45		1532.00
99									
100	UA DOMESTIC-------SCHEDULED	55549	527.67	.02	6.64	.77	7.61		535.30
101	NONSCHEDULED	298							
102	ALL SERVICES	55847	527.67	.02	6.64	.77	7.61		535.30
103									
104	COMMUNITY TOTAL								
105	DOMESTIC-------SCHEDULED	574664	3324.78	.02	385.77	138.47	524.24		3849.04
106	NONSCHEDULED	2579							
107	ALL SERVICES	576643	3324.78	.02	385.77	138.47	524.24		3849.04
108									
109									
110									
111									
112									

TABLE 6
ENPLANED REVENUE PASSENGERS, ENPLANED REVENUE TONS OF CARGO AND MAIL, AND AIR TRAFFIC HUB CLASSIFICATIONS, BY TYPE OF OPERATION, BY TYPE OF SERVICE, BY COMMUNITY, AND BY CARRIER

12 MONTHS ENDED DECEMBER 31, 1985

Line No.	Area, state or country / Community (Airport name) / Carrier / Type of operation / Type of service / Hub type and percent of enplanements	Enplaned passengers	Enplaned revenue tons: Freight	Express	U.S. Mail: Priority	Nonpriority	Total	Foreign mail	Total cargo and mail
	1	2	3	4	5	6	7	8	9
1	HAWAII (CONT.)								
2	LANAI,LANAI N C.00								
3	(LANAI)								
4	HA DOMESTIC-------SCHEDULED	4292	2.13		2.49	1.17	3.66		5.79
8	LIHUE,KAUAI S C.24								
9	(LIHUE)								
10	AQ DOMESTIC-------SCHEDULED	330436	628.67		25.28	1.55	26.83		655.52
12	HA DOMESTIC-------SCHEDULED	468516	518.03		354.27	181.34	535.61		1053.64
13	NONSCHEDULED	6805							
14	ALL SERVICES	475321	518.03		354.27	181.34	535.61		1053.64
16	UA DOMESTIC-------SCHEDULED	25439	15.54	.19	.32		.32		16.05
18	COMMUNITY TOTAL								
19	DOMESTIC-------SCHEDULED	854791	1162.26	.19	379.87	182.89	562.76		1725.21
20	NONSCHEDULED	6805							
21	ALL SERVICES	861596	1162.26	.19	379.87	182.89	562.76		1725.21
25	IDAHO								
26	----------								
29	BOISE S C.13								
30	(BOISE AIR TERMINAL/GOWEN FLD)								
31	AS DOMESTIC-------SCHEDULED	44246	37.98		35.24	97.63	132.87		170.85
32	NONSCHEDULED	443							
33	ALL SERVICES	44689	37.98		35.24	97.63	132.87		170.85
35	CZ DOMESTIC-------SCHEDULED	17622	31.00		16.80		18.80		49.80
36	NONSCHEDULED	96							
37	ALL SERVICES	17718	31.00		16.80		18.80		49.80
39	FL DOMESTIC-------SCHEDULED	50346	29.57	3.56	14.33		14.33		47.46
40	NONSCHEDULED	104							
41	ALL SERVICES	50450	29.57	3.56	14.33		14.33		47.46
43	PS DOMESTIC-------SCHEDULED	3176	.09						.09
45	GX DOMESTIC-------SCHEDULED	90420	165.90		131.40		131.40		297.30
46	NONSCHEDULED	88							
47	ALL SERVICES	90508	165.90		131.40		131.40		297.30
49	UA DOMESTIC-------SCHEDULED	171688	191.92	4.81	562.47		562.47		759.20
50	NONSCHEDULED	309							
51	ALL SERVICES	171997	191.92	4.81	562.47		562.47		759.20
53	WA DOMESTIC-------SCHEDULED	92950	244.36		907.75	.78	908.53		1152.89
55	COMMUNITY TOTAL								
56	DOMESTIC-------SCHEDULED	470650	700.82	8.37	1669.99	98.41	1768.40		2477.59
57	NONSCHEDULED	1040							
58	ALL SERVICES	471690	700.82	8.37	1669.99	98.41	1768.40		2477.59
62	IDAHO FALLS N C.00								
63	(FANNING FIELD)								
64	CZ DOMESTIC-------SCHEDULED	4885	3.90		.10		.10		4.00
66	GX DOMESTIC-------SCHEDULED	9164	26.36		9.01		9.01		35.37
68	WA DOMESTIC-------SCHEDULED	46769	98.21		18.27	.02	18.29		116.50
70	COMMUNITY TOTAL								
71	DOMESTIC-------SCHEDULED	60818	128.47		27.38	.02	27.40		155.87
75	LEWISTON/CLARKSTON N C.00								
76	(LEWISTON-NEZ PERCE COUNTY)								
77	CZ DOMESTIC-------SCHEDULED	9801	11.70		.12		.12		11.82
78	NONSCHEDULED	69							
79	ALL SERVICES	9870	11.70		.12		.12		11.82
81	GX DOMESTIC-------SCHEDULED	15110	15.39		13.69		13.69		29.08
83	COMMUNITY TOTAL								
84	DOMESTIC-------SCHEDULED	24911	27.09		13.81		13.81		40.90
85	NONSCHEDULED	69							
86	ALL SERVICES	24980	27.09		13.81		13.81		40.90
90	POCATELLO N C.00								
91	(POCATELLO MUNI)								
92	CZ DOMESTIC-------SCHEDULED	4255	7.20		30.20		30.20		37.40
93	NONSCHEDULED	64							
94	ALL SERVICES	4319	7.20		30.20		30.20		37.40
96	GX DOMESTIC-------SCHEDULED	8823	14.94		53.26		53.26		68.20
98	WA DOMESTIC-------SCHEDULED	2080	1.48						1.48
100	COMMUNITY TOTAL								
101	DOMESTIC-------SCHEDULED	15158	23.62		83.46		83.46		107.08
102	NONSCHEDULED	64							
103	ALL SERVICES	15222	23.62		83.46		83.46		107.08
107	SUN VALLEY/HAILEY/KETCHUM N C.00								
108	(FRIEDMAN MEMORIAL)								
109	GX DOMESTIC-------SCHEDULED	24091	16.32		2.27		2.27		18.59

TABLE 6
ENPLANED REVENUE PASSENGERS, ENPLANED REVENUE TONS OF CARGO AND MAIL, AND AIR TRAFFIC HUB CLASSIFICATIONS, BY TYPE OF OPERATION, BY TYPE OF SERVICE, BY COMMUNITY, AND BY CARRIER

12 MONTHS ENDED DECEMBER 31, 1985

Line No.	Area, state or country / Community / (Airport name) / Carrier / Type of operation / Type of service / Hub type and percent of enplanements	Enplaned passengers	Enplaned revenue tons: Freight	Express	U.S. Mail: Priority	Nonpriority	Total	Foreign mail	Total cargo and mail
	1	2	3	4	5	6	7	8	9
1	IDAHO (CONT.)								
2	TWIN FALLS N 0.00								
3	(CITY-COUNTY APRT, JOSLIN FLD)								
4	GX DOMESTIC-------SCHEDULED	13970	21.35		11.87		11.87		33.22
5									
6									
7									
8	ILLINOIS								
9	----------								
10									
11									
12	BLOOMINGTON N 0.00								
13	(BLOOMINGTON-NORMAL)								
14	RU DOMESTIC-------SCHEDULED	7647	2.46						2.46
15									
16									
17									
18	CHAMPAIGN/URBANA N 0.00								
19	(UNIVERSITY OF ILLINOIS-WILLARD)								
20	CZ DOMESTIC-------SCHEDULED	42370	39.95	1.15	1.13		1.13		42.23
21	NONSCHEDULED	1416							
22	ALL SERVICES	43786	39.95	1.15	1.13		1.13		42.23
23									
24	PI DOMESTIC-------SCHEDULED	58355	14.90		1.00		1.00		15.90
25									
26	RU DOMESTIC-------SCHEDULED	13818	1.37						1.37
27									
28	COMMUNITY TOTAL								
29	DOMESTIC-------SCHEDULED	114543	56.22	1.15	2.13		2.13		59.50
30	NONSCHEDULED	1416							
31	ALL SERVICES	115959	56.22	1.15	2.13		2.13		59.50
32									
33									
34									
35	CHICAGO L 6.26								
36	(MIDWAY) C.34								
37	MW DOMESTIC-------SCHEDULED	642							
38									
39	ML DOMESTIC-------SCHEDULED	853888							
40	NONSCHEDULED	3452							
41	ALL SERVICES	857340							
42									
43	NA DOMESTIC-------SCHEDULED	85180	62.21		1.92		1.92		64.13
44	NONSCHEDULED	84							
45	ALL SERVICES	85264	62.21		1.92		1.92		64.13
46									
47	WN DOMESTIC-------SCHEDULED	145508							
48									
49	ZM DOMESTIC-------SCHEDULED	149251							
50									
51	AIRPORT TOTAL								
52	DOMESTIC-------SCHEDULED	1234469	62.21		1.92		1.92		64.13
53	NONSCHEDULED	3536							
54	ALL SERVICES	1238005	62.21		1.92		1.92		64.13
55									
56	(MEIGS FIELD) C.00								
57	RU DOMESTIC-------SCHEDULED	3657	1.00						1.00
58									
59	(O'HARE INTERNATIONAL) 5.52								
60	AA DOMESTIC-------SCHEDULED	6443470	21111.39		10015.17	2236.74	12251.91		33363.30
61									
62	AA INTERNATIONAL--SCHEDULED	76567	494.65		593.59	9.42	603.41		1098.06
63									
64	AA TOTAL----------SCHEDULED	6520037	21606.04		10609.16	2246.16	12855.32		34461.36
65									
66	AL DOMESTIC-------SCHEDULED	251016	418.59	12.15	669.19		669.19		1099.93
67	NONSCHEDULED	6269							
68	ALL SERVICES	257287	418.59	12.15	669.19		669.19		1099.93
69									
70	AM DOMESTIC-------SCHEDULED	136143	785.27	.74					786.01
71	NONSCHEDULED	23974							
72	ALL SERVICES	162117	785.27	.74					786.01
73									
74	CO DOMESTIC-------SCHEDULED	389149	5375.64	.78	3085.13	491.36	3580.49		8956.91
75									
76	DL DOMESTIC-------SCHEDULED	1050334	11179.00		5702.78		5702.78		16881.78
77	NONSCHEDULED	393							
78	ALL SERVICES	1050727	11179.00		5702.78		5702.78		16881.78
79									
80	EA DOMESTIC-------SCHEDULED	481323	8760.35		6040.90	.35	6041.25		14801.60
81	NONSCHEDULED	380							
82	ALL SERVICES	481703	8760.35		6040.90	.35	6041.25		14801.60
83									
84	EZ DOMESTIC-------SCHEDULED		7480.00						7480.00
85	NONSCHEDULED		79.00						79.00
86	ALL SERVICES		7559.00						7559.00
87									
88	FH DOMESTIC-------SCHEDULED	1822	.46						.46
89									
90	FL DOMESTIC-------SCHEDULED	72507	155.51	1.13					156.64
91									
92	FT DOMESTIC-------SCHEDULED		149342.06		3176.85	310.86	3487.71		152829.77
93	NONSCHEDULED		2.18						2.18
94	ALL SERVICES		149344.24		3176.85	310.86	3487.71		152831.95
95									
96	NW DOMESTIC-------SCHEDULED	637550	17072.92		5545.56	17.69	5563.65	36.08	22672.85
97	NONSCHEDULED	80							
98	ALL SERVICES	637630	17072.92		5545.56	17.69	5563.65	36.08	22672.85
99									
100	NW INTERNATIONAL--SCHEDULED	106365	57.21		219.46		219.46	14.20	290.87
101	NONSCHEDULED		311.30						311.30
102	ALL SERVICES	106365	368.51		219.46		219.46	14.20	602.17
103									
104	NW TOTAL----------SCHEDULED	744315	17130.13		5765.42	17.69	5783.21	50.28	22963.72
105	NONSCHEDULED	80	311.30						311.30
106	ALL SERVICES	744395	17441.43		5765.42	17.69	5783.21	50.28	23275.02
107									
108	OZ DOMESTIC-------SCHEDULED	300428	655.44	68.80	418.52		418.52		1143.16
109	NONSCHEDULED	2559	6.83						6.83
110	ALL SERVICES	302987	662.27	68.80	418.52		418.52		1149.99
111									
112									

TABLE 6
ENPLANED REVENUE PASSENGERS, ENPLANED REVENUE TONS OF CARGO AND MAIL, AND AIR TRAFFIC HUB CLASSIFICATIONS, BY TYPE OF OPERATION, BY TYPE OF SERVICE, BY COMMUNITY, AND BY CARRIER

12 MONTHS ENDED DECEMBER 31, 1985

Line No.	Area, state or country / Community / (Airport name) / Carrier / Type of operation / Type of service / Hub type and percent of enplanements	Enplaned passengers	Enplaned revenue tons: Freight	Express	U. S. Mail: Priority	Nonpriority	Total	Foreign mail	Total cargo and mail
	1	2	3	4	5	6	7	8	9
1	O'HARE INTERNATIONAL (CONT.)								
2	PA DOMESTIC-------SCHEDULED	61650	908.61		1187.32		1187.32		2095.93
3	NONSCHEDULED	193							
4	ALL SERVICES	61843	908.61		1187.32		1187.32		2095.93
5									
6	PA INTERNATIONAL--SCHEDULED	132	4.16		.86		.86		5.02
7									
8	PA TOTAL---------SCHEDULED	61782	912.77		1188.18		1188.18		2100.95
9	NONSCHEDULED	193							
10	ALL SERVICES	61975	912.77		1188.18		1188.18		2100.95
11									
12	PE DOMESTIC-------SCHEDULED	391580	599.62						599.62
13									
14	PI DOMESTIC-------SCHEDULED	324708	1564.57		1277.66		1277.66		2842.23
15	NONSCHEDULED	106							
16	ALL SERVICES	324814	1564.57		1277.66		1277.66		2842.23
17									
18	RC DOMESTIC-------SCHEDULED	624428	4043.75	54.42	2705.22	90.61	2795.83		6894.00
19									
20	RU DOMESTIC-------SCHEDULED	100059	111.54						111.54
21									
22	SI DOMESTIC-------SCHEDULED	224443	525.80	166.20					692.00
23									
24	TW DOMESTIC-------SCHEDULED	514103	3027.96	11.41	5346.19	6.74	5352.93		8392.30
25									
26	TW INTERNATIONAL--SCHEDULED	75568	2779.13		655.67	1.25	656.92		3436.05
27									
28	TW TOTAL---------SCHEDULED	590071	5807.09	11.41	6001.86	7.99	6009.85		11828.35
29									
30	UA DOMESTIC-------SCHEDULED	8870023	42161.12	1002.82	56738.43	4167.75	60906.18	3.97	109074.09
31	NONSCHEDULED	3938							
32	ALL SERVICES	8873961	42161.12	1002.82	56738.43	4167.75	60906.18	3.97	109074.09
33									
34	VK DOMESTIC-------SCHEDULED		4902.00						4902.00
35									
36	WA DOMESTIC-------SCHEDULED	99819	846.63		496.49	6.00	502.49		1349.12
37	NONSCHEDULED	668							
38	ALL SERVICES	100487	846.63		496.49	6.00	502.49		1349.12
39									
40	ZN DOMESTIC-------SCHEDULED	235422	469.00		109.00		109.00		578.00
41									
42	AIRPORT TOTAL								
43	DOMESTIC-------SCHEDULED	21212779	286297.23	1318.45	102519.21	7328.30	109847.51	40.05	397503.24
44	NONSCHEDULED	38560	88.01						88.01
45	ALL SERVICES	21251339	286385.24	1318.45	102519.21	7328.30	109847.51	40.05	397591.25
46									
47	INTERNATIONAL--SCHEDULED	259032	3335.15		1469.98	10.67	1480.65	14.20	4830.00
48	NONSCHEDULED		311.30						311.30
49	ALL SERVICES	259032	3646.45		1469.98	10.67	1480.65	14.20	5141.30
50									
51	TOTAL---------SCHEDULED	21471811	289632.38	1318.45	103989.19	7338.97	111328.16	54.25	402333.24
52	NONSCHEDULED	38560	399.31						399.31
53	ALL SERVICES	21510371	290031.69	1318.45	103989.19	7338.97	111328.16	54.25	402732.55
54									
55	COMMUNITY TOTAL BY CARRIER								
56	AA DOMESTIC-------SCHEDULED	6443470	21111.33		10015.17	2236.74	12251.91		33363.30
57									
58	AA INTERNATIONAL--SCHEDULED	76567	494.65		593.99	9.42	603.41		1098.06
59									
60	AA TOTAL---------SCHEDULED	6520037	21606.04		10609.16	2246.16	12855.32		34461.36
61									
62	AL DOMESTIC-------SCHEDULED	251018	418.59	12.15	669.19		669.19		1099.93
63	NONSCHEDULED	6269							
64	ALL SERVICES	257287	418.59	12.15	669.19		669.19		1099.93
65									
66	BN DOMESTIC-------SCHEDULED	138143	785.27	.74					786.01
67	NONSCHEDULED	23974							
68	ALL SERVICES	162117	785.27	.74					786.01
69									
70	CO DOMESTIC-------SCHEDULED	389149	5375.64	.78	3089.13	491.36	3580.49		8956.91
71									
72	DL DOMESTIC-------SCHEDULED	1050334	11179.00		5702.78		5702.78		16881.78
73	NONSCHEDULED	393							
74	ALL SERVICES	1050727	11179.00		5702.78		5702.78		16881.78
75									
76	EA DOMESTIC-------SCHEDULED	481323	8760.35		6040.90	.35	6041.25		14801.60
77	NONSCHEDULED	380							
78	ALL SERVICES	481703	8760.35		6040.90	.35	6041.25		14801.60
79									
80	EZ DOMESTIC-------SCHEDULED		7480.00						7480.00
81	NONSCHEDULED		79.00						79.00
82	ALL SERVICES		7559.00						7559.00
83									
84	FH DOMESTIC-------SCHEDULED	1622	.46						.46
85									
86	FL DOMESTIC-------SCHEDULED	72507	155.51	1.13					156.64
87									
88	FT DOMESTIC-------SCHEDULED		149342.06		3176.85	310.86	3487.71		152829.77
89	NONSCHEDULED		2.18						2.18
90	ALL SERVICES		149344.24		3176.85	310.86	3487.71		152831.95
91									
92	FW DOMESTIC-------SCHEDULED	642							
93									
94	ML DOMESTIC-------SCHEDULED	853888							
95	NONSCHEDULED	3452							
96	ALL SERVICES	857340							
97									
98	NW DOMESTIC-------SCHEDULED	723130	17135.13		5547.88	17.89	5565.77	36.08	22736.98
99	NONSCHEDULED	164							
100	ALL SERVICES	723294	17135.13		5547.88	17.89	5565.77	36.08	22736.98
101									
102	NW INTERNATIONAL--SCHEDULED	106365	57.21		219.46		219.46	14.20	290.87
103	NONSCHEDULED		311.30						311.30
104	ALL SERVICES	106365	368.51		219.46		219.46	14.20	602.17
105									
106	NW TOTAL---------SCHEDULED	829495	17192.34		5767.34	17.89	5785.23	50.28	23027.85
107	NONSCHEDULED	164	311.30						311.30
108	ALL SERVICES	829659	17503.64		5767.34	17.89	5785.23	50.28	23339.15
109									
110	OZ DOMESTIC-------SCHEDULED	300428	655.44	68.80	418.92		418.92		1143.16
111	NONSCHEDULED	2559	6.83						6.83
112	ALL SERVICES	302987	662.27	68.80	418.92		418.92		1149.99

TABLE 6
ENPLANED REVENUE PASSENGERS, ENPLANED REVENUE TONS OF CARGO AND MAIL, AND AIR TRAFFIC HUB CLASSIFICATIONS, BY TYPE OF OPERATION, BY TYPE OF SERVICE, BY COMMUNITY, AND BY CARRIER

12 MONTHS ENDED DECEMBER 31, 1985

Line No.	Area, state or country / Community / (Airport name) / Carrier / Type of operation / Type of service / Hub type and percent of enplanements	Enplaned passengers	Enplaned revenue tons: Freight	Express	U.S. Mail: Priority	Nonpriority	Total	Foreign mail	Total cargo and mail
	1	2	3	4	5	6	7	8	9
1	COMMUNITY TOTAL BY CARRIER (CONT.)								
2	PA DOMESTIC-------SCHEDULED	61650	906.61		1187.32		1187.32		2095.93
3	NONSCHEDULED	193							
4	ALL SERVICES	61843	906.61		1187.32		1187.32		2095.93
5									
6	PA INTERNATIONAL--SCHEDULED	132	4.16		.86		.86		5.02
7									
8	PA TOTAL----------SCHEDULED	61782	912.77		1188.18		1188.18		2100.95
9	NONSCHEDULED	193							
10	ALL SERVICES	61975	912.77		1188.18		1188.18		2100.95
11									
12	PE DOMESTIC-------SCHEDULED	351580	399.62						399.62
13									
14	PI DOMESTIC-------SCHEDULED	324708	1564.57		1277.66		1277.66		2842.23
15	NONSCHEDULED	106							
16	ALL SERVICES	324814	1564.57		1277.66		1277.66		2842.23
17									
18	RC DOMESTIC-------SCHEDULED	624428	4043.75	54.42	2705.22	90.61	2795.83		6894.00
19									
20	RU DOMESTIC-------SCHEDULED	103716	112.54						112.54
21									
22	SI DOMESTIC-------SCHEDULED	224443	525.80	166.20					692.00
23									
24	TW DOMESTIC-------SCHEDULED	514103	3027.96	11.41	5346.15	6.74	5352.93		8392.30
25									
26	TW INTERNATIONAL--SCHEDULED	75568	2779.13		655.67	1.25	656.92		3436.05
27									
28	TW TOTAL----------SCHEDULED	590071	5807.09	11.41	6001.82	7.99	6009.81		11828.35
29									
30	UA DOMESTIC-------SCHEDULED	8870023	47161.12	1002.82	56738.43	4167.75	60906.18	3.97	109074.09
31	NONSCHEDULED	3938							
32	ALL SERVICES	8873961	47161.12	1002.82	56738.43	4167.75	60906.18	3.97	109074.09
33									
34	VK DOMESTIC-------SCHEDULED		4902.00						4902.00
35									
36	WA DOMESTIC-------SCHEDULED	59819	846.63		496.49	6.00	502.49		1349.12
37	NONSCHEDULED	668							
38	ALL SERVICES	100487	846.63		496.49	6.00	502.49		1349.12
39									
40	WN DOMESTIC-------SCHEDULED	145508							
41									
42	ZW DOMESTIC-------SCHEDULED	235422	469.00		109.00		109.00		578.00
43									
44	ZM DOMESTIC-------SCHEDULED	145251							
45									
46	COMMUNITY TOTAL								
47	DOMESTIC-------SCHEDULED	22456905	286360.44	1318.45	102521.13	7328.30	109849.43	40.05	397568.37
48	NONSCHEDULED	42096	88.01						88.01
49	ALL SERVICES	22499001	286448.45	1318.45	102521.13	7328.30	109849.43	40.05	397656.38
50									
51	INTERNATIONAL--SCHEDULED	259032	3335.15		1469.58	10.67	1480.65	14.23	4830.00
52	NONSCHEDULED		311.30						311.30
53	ALL SERVICES	259032	3646.45		1469.58	10.67	1480.65	14.23	5141.30
54									
55	TOTAL----------SCHEDULED	22705937	289695.59	1318.45	103991.11	7338.97	111330.08	54.25	402398.37
56	NONSCHEDULED	42096	399.31						399.31
57	ALL SERVICES	22752033	290094.90	1318.45	103991.11	7338.97	111330.08	54.25	402797.68
58									
59									
60									
61	DANVILLE N C.00								
62	(VERMILION COUNTY)								
63	RU DOMESTIC-------SCHEDULED	1493	1.69						1.69
64									
65									
66									
67	DECATUR N C.00								
68	(DECATUR)								
69	RU DOMESTIC-------SCHEDULED	9292	1.97						1.97
70									
71									
72									
73	GALESBURG N C.00								
74	(GALESBURG MUNI)								
75	RU DOMESTIC-------SCHEDULED	1428	1.79						1.79
76									
77									
78									
79	MARION/HERRIN N C.00								
80	(WILLIAMSON COUNTY)								
81	RU DOMESTIC-------SCHEDULED	3513	.48						.48
82									
83									
84									
85	MATTOON/CHARLESTON N C.00								
86	(COLES COUNTY MEMORIAL)								
87	RU DOMESTIC-------SCHEDULED	1165	1.73						1.73
88									
89									
90									
91	MOLINE/DAVENPORT N C.00								
92	(QUAD-CITY)								
93	OZ DOMESTIC-------SCHEDULED	80533	57.01	.64	9.23		9.23		66.88
94	NONSCHEDULED	1224							
95	ALL SERVICES	81757	57.01	.64	9.23		9.23		66.88
96									
97	RU DOMESTIC-------SCHEDULED	7328	.74						.74
98									
99	UA DOMESTIC-------SCHEDULED	25903	22.22	1.58					23.80
100									
101	ZW DOMESTIC-------SCHEDULED	53184	8.00		7.00		7.00		15.00
102									
103	COMMUNITY TOTAL								
104	DOMESTIC-------SCHEDULED	170948	87.97	2.22	16.23		16.23		106.42
105	NONSCHEDULED	1224							
106	ALL SERVICES	172172	87.97	2.22	16.23		16.23		106.42
107									
108									
109									
110									
111									
112									

TABLE 6
ENPLANED REVENUE PASSENGERS, ENPLANED REVENUE TONS OF CARGO AND MAIL, AND AIR TRAFFIC HUB CLASSIFICATIONS, BY TYPE OF OPERATION, BY TYPE OF SERVICE, BY COMMUNITY, AND BY CARRIER

12 MONTHS ENDED DECEMBER 31, 1985

Line No.	Area, state or country / Community / (Airport name) / Carrier / Type of operation / Type of service / Hub type and percent of enplanements	Enplaned passengers	Enplaned revenue tons: Freight	Express	U.S. Mail: Priority	Nonpriority	Total	Foreign mail	Total cargo and mail
	1	2	3	4	5	6	7	8	9
1	ILLINOIS (CONT.)								
2	PEORIA N C.CC								
3	(GREATER PEORIA)								
4	OZ DOMESTIC-------SCHEDULED	52141	88.08	9.99	22.24		22.24		120.31
5	NONSCHEDULED	171							
6	ALL SERVICES	52312	88.08	9.99	22.24		22.24		120.31
7									
8	RU DOMESTIC-------SCHEDULED	10676	5.66						5.66
9									
10	TW DOMESTIC-------SCHEDULED	57681	30.20	.07	29.06		29.06		59.33
11									
12	UA DOMESTIC-------SCHEDULED	21238	10.83	.17	.07		.07		11.07
13									
14	ZW DOMESTIC-------SCHEDULED	9244	1.00						1.00
15									
16	COMMUNITY TOTAL								
17	DOMESTIC-------SCHEDULED	150380	135.77	10.23	51.37		51.37		197.37
18	NONSCHEDULED	171							
19	ALL SERVICES	150551	135.77	10.23	51.37		51.37		197.37
20									
21									
22									
23	QUINCY/HANNIBAL N C.CC								
24	(QUINCY MUNI BALDWIN FIELD)								
25	RU DOMESTIC-------SCHEDULED	3959	3.93						3.93
26									
27									
28									
29	ROCKFORD N C.00								
30	(GREATER ROCKFORD)								
31	FL DOMESTIC-------SCHEDULED	17449	25.56	.98					26.54
32	NONSCHEDULED	86							
33	ALL SERVICES	17535	25.56	.98					26.54
34									
35	COMMUNITY TOTAL								
36	DOMESTIC-------SCHEDULED	17449	25.56	.98					26.54
37	NONSCHEDULED	86							
38	ALL SERVICES	17535	25.56	.98					26.54
39									
40									
41									
42	SPRINGFIELD N C.CC								
43	(CAPITAL)								
44	OZ DOMESTIC-------SCHEDULED	24875	81.96	.31	.16		.16		82.43
45	NONSCHEDULED	351							
46	ALL SERVICES	25226	81.96	.31	.16		.16		82.43
47									
48	RU DOMESTIC-------SCHEDULED	15629	4.26						4.26
49									
50	ZW DOMESTIC-------SCHEDULED	2331	1.00						1.00
51									
52	COMMUNITY TOTAL								
53	DOMESTIC-------SCHEDULED	47835	87.22	.31	.16		.16		87.69
54	NONSCHEDULED	351							
55	ALL SERVICES	46186	87.22	.31	.16		.16		87.69
56									
57									
58									
59	STERLING/ROCK FALLS N C.00								
60	(WHITESIDE COUNTY)								
61	RU DOMESTIC-------SCHEDULED	562	.22						.22
62									
63									
64									
65	INDIANA								
66	----------								
67									
68									
69	BLOOMINTON N 0.00								
70	(MONROE COUNTY)								
71	RU DOMESTIC-------SCHEDULED	2344	1.59						1.59
72									
73									
74									
75	ELKHART N C.00								
76	(ELKHART MUNI)								
77	ZW DOMESTIC-------SCHEDULED	20194	8.00						8.00
78									
79									
80									
81	EVANSVILLE N C.00								
82	(EVANSVILLE DRESS REGIONAL)								
83	AL DOMESTIC-------SCHEDULED	66093	58.68	3.19	20.38		20.38		82.25
84									
85	EA DOMESTIC-------SCHEDULED	44738	116.97		144.68	.08	144.76		261.73
86									
87	PI DOMESTIC-------SCHEDULED	37320	45.25		6.21		6.21		51.46
88									
89	RU DOMESTIC-------SCHEDULED	18337	14.31						14.31
90									
91	COMMUNITY TOTAL								
92	DOMESTIC-------SCHEDULED	160488	235.21	3.19	171.27	.08	171.35		409.75
93									
94									
95									
96	FORT WAYNE S C.07								
97	(MUNICIPAL/BAER FIELD)								
98	AA DOMESTIC-------SCHEDULED	61567	34.06		5.16		5.16		39.22
99									
100	OL DOMESTIC-------SCHEDULED	44360	176.34		1.27		1.27		177.61
101									
102	PI DOMESTIC-------SCHEDULED	43681	79.61		23.42		23.42		103.03
103									
104	RC DOMESTIC-------SCHEDULED	43720	44.82	.13	10.11	6.15	16.26		61.21
105									
106	UA DOMESTIC-------SCHEDULED	18196	17.33	2.41	2.30		2.30		22.04
107									
108	ZW DOMESTIC-------SCHEDULED	47640	43.00		60.00		60.00		103.00
109	NONSCHEDULED	206							
110	ALL SERVICES	47846	43.00		60.00		60.00		103.00
111									
112									

TABLE 6
ENPLANED REVENUE PASSENGERS, ENPLANED REVENUE TONS OF CARGO AND MAIL, AND AIR TRAFFIC HUB CLASSIFICATIONS, BY TYPE OF OPERATION, BY TYPE OF SERVICE, BY COMMUNITY, AND BY CARRIER

12 MONTHS ENDED DECEMBER 31, 1985

Line No.	Area, state or country / Community / (Airport name) / Carrier / Type of operation / Type of service / Hub type and percent of enplanements	Enplaned passengers	Enplaned revenue tons: Freight	Express	U. S. Mail: Priority	Nonpriority	Total	Foreign mail	Total cargo and mail
	1	2	3	4	5	6	7	8	9
1	COMMUNITY TOTAL								
2	DOMESTIC-------SCHEDULED	259164	395.16	2.54	102.26	6.15	108.41		506.11
3	NONSCHEDULED	206							
4	ALL SERVICES	259370	395.16	2.54	102.26	6.15	108.41		506.11
8	INDIANAPOLIS M C.48								
9	(INDIANAPOLIS MUNI/WEIR-COCK/)								
10	AA DOMESTIC-------SCHEDULED	225316	402.66		151.37	45.43	196.80		599.46
12	AL DOMESTIC-------SCHEDULED	462701	997.18	5.10	2255.84		2355.64		3358.12
13	NONSCHEDULED	869							
14	ALL SERVICES	463570	997.18	5.10	2355.84		2355.64		3358.12
16	CC DOMESTIC-------SCHEDULED	57339	342.77		128.08		128.08		470.85
18	CL DOMESTIC-------SCHEDULED	203336	965.61		1106.16		1106.16		2071.77
20	EA DOMESTIC-------SCHEDULED	131211	338.51		1739.52	.79	1740.31		2078.82
21	NONSCHEDULED	349							
22	ALL SERVICES	131560	338.51		1739.52	.79	1740.31		2078.82
24	ML DOMESTIC-------SCHEDULED	732							
26	LZ DOMESTIC-------SCHEDULED	86043	102.46	3.61	785.76		785.76		891.83
27	NONSCHEDULED	1213	2.75						2.75
28	ALL SERVICES	87256	105.21	3.61	785.76		785.76		894.58
30	PA DOMESTIC-------SCHEDULED	15201	16.04		107.57		107.57		123.61
31	NONSCHEDULED	96							
32	ALL SERVICES	15297	16.04		107.57		107.57		123.61
34	RC DOMESTIC-------SCHEDULED	165715	319.55	7.01	852.41	13.23	865.64		1192.20
36	RU DOMESTIC-------SCHEDULED	5778	14.57						14.57
38	TW DOMESTIC-------SCHEDULED	229637	1185.16	7.42	863.33		863.33		2055.91
39	NONSCHEDULED	261							
40	ALL SERVICES	229898	1185.16	7.42	863.33		863.33		2055.91
42	UA DOMESTIC-------SCHEDULED	112735	30.89	1.92	1734.43		1734.43		1767.24
43	NONSCHEDULED	432							
44	ALL SERVICES	113167	30.89	1.92	1734.43		1734.43		1767.24
46	VK DOMESTIC-------SCHEDULED		4588.00						4588.00
48	ZC DOMESTIC-------SCHEDULED	37151							
49	NONSCHEDULED	8184							
50	ALL SERVICES	45335							
52	ZW DOMESTIC-------SCHEDULED	453							
54	COMMUNITY TOTAL								
55	DOMESTIC-------SCHEDULED	1735348	9303.40	25.06	9624.47	59.45	9683.92		19212.38
56	NONSCHEDULED	11404	2.75						2.75
57	ALL SERVICES	1746752	9306.15	25.06	9624.47	59.45	9683.92		19215.13
61	LAFAYETTE N C.00								
62	(PURDUE UNIVERSITY)								
63	RU DOMESTIC-------SCHEDULED	4729	.88						.88
65	ZW DOMESTIC-------SCHEDULED	3115	2.00						2.00
67	COMMUNITY TOTAL								
68	DOMESTIC-------SCHEDULED	7844	2.88						2.88
72	MUNCIE/ANDERSON/NEWCASTLE N C.00								
73	(DELAWARE COUNTY-JOHNSON FIELD)								
74	RU DOMESTIC-------SCHEDULED	1742	3.88						3.88
78	SOUTH BEND S C.05								
79	(ST JOSEPH COUNTY)								
80	PI DOMESTIC-------SCHEDULED	75631	123.30		4.54		4.54		127.84
81	NONSCHEDULED	89							
82	ALL SERVICES	75720	123.30		4.54		4.54		127.84
84	RC DOMESTIC-------SCHEDULED	34811	12.44	.34	5.67	2.18	7.85		20.63
86	RU DOMESTIC-------SCHEDULED	1171	3.61						3.61
88	UA DOMESTIC-------SCHEDULED	25101	32.57	2.10					34.67
89	NONSCHEDULED	146							
90	ALL SERVICES	25247	32.57	2.10					34.67
92	ZW DOMESTIC-------SCHEDULED	47385	28.00		11.00		11.00		39.00
94	COMMUNITY TOTAL								
95	DOMESTIC-------SCHEDULED	191099	199.92	2.44	21.21	2.18	23.39		225.75
96	NONSCHEDULED	235							
97	ALL SERVICES	191334	199.92	2.44	21.21	2.18	23.39		225.75
101	TERRE HAUTE N C.00								
102	(HULMAN FIELD)								
103	RU DOMESTIC-------SCHEDULED	4324	2.58						2.58

TABLE 6
ENPLANED REVENUE PASSENGERS, ENPLANED REVENUE TONS OF CARGO AND MAIL, AND AIR TRAFFIC HUB CLASSIFICATIONS, BY TYPE OF OPERATION, BY TYPE OF SERVICE, BY COMMUNITY, AND BY CARRIER

12 MONTHS ENDED DECEMBER 31, 1985

Line No.	Area, state or country / Community / (Airport name) / Carrier / Type of operation / Type of service / Hub type and percent of enplanements	Enplaned passengers	Enplaned revenue tons: Freight	Express	U.S. Mail: Priority	Nonpriority	Total	Foreign mail	Total cargo and mail
	1	2	3	4	5	6	7	8	9
1	IOWA								
2	----------								
3									
4									
5	BURLINGTON N C.CC								
6	(BURLINGTON MUNI)								
7	RU DOMESTIC-------SCHEDULED	5633	1.56						1.56
8									
9									
10									
11	CEDAR RAPIDS/IOWA CITY S C.05								
12	(CEDAR RAPIDS MUNI)								
13	FL DOMESTIC-------SCHEDULED	27559	28.63	1.51					30.14
14	NONSCHEDULED	473							
15	ALL SERVICES	28032	28.63	1.51					30.14
16									
17	CZ DOMESTIC-------SCHEDULED	71616	107.48	4.96	20.17		20.17		132.61
18	NONSCHEDULED	1178							
19	ALL SERVICES	72794	107.48	4.96	20.17		20.17		132.61
20									
21	RU DOMESTIC-------SCHEDULED	5647	.25						.25
22									
23	UA DOMESTIC-------SCHEDULED	36264	32.36	1.09					33.45
24	NONSCHEDULED	776							
25	ALL SERVICES	37040	32.36	1.09					33.45
26									
27	ZW DOMESTIC-------SCHEDULED	35056	10.00		6.00		6.00		16.00
28	NONSCHEDULED	201							
29	ALL SERVICES	35257	10.00		6.00		6.00		16.00
30									
31	COMMUNITY TOTAL								
32	DOMESTIC-------SCHEDULED	180142	178.72	7.56	26.17		26.17		212.45
33	NONSCHEDULED	2628							
34	ALL SERVICES	182770	178.72	7.56	26.17		26.17		212.45
35									
36									
37									
38	DES MOINES S C.18								
39	(DES MOINES MUNI)								
40	AA DOMESTIC-------SCHEDULED	145038	81.64		436.60	.34	436.94		518.58
41									
42	FL DOMESTIC-------SCHEDULED	40179	20.13	2.74					22.87
43	NONSCHEDULED	509							
44	ALL SERVICES	40688	20.13	2.74					22.87
45									
46	NW DOMESTIC-------SCHEDULED	77480	5.61		3.88		3.88		9.49
47									
48	CZ DOMESTIC-------SCHEDULED	74505	143.11	1.52	1242.67		1242.67		1387.30
49	NONSCHEDULED	1059							
50	ALL SERVICES	75564	143.11	1.52	1242.67		1242.67		1387.30
51									
52	RC DOMESTIC-------SCHEDULED	55477	167.74	.44	1260.23	6.32	1266.55		1434.73
53									
54	TW DOMESTIC-------SCHEDULED	67257	11.61		619.04		619.04		630.65
55									
56	UA DOMESTIC-------SCHEDULED	205469	189.56	19.51	2566.32		2566.32		2775.39
57	NONSCHEDULED	1765							
58	ALL SERVICES	207234	189.56	19.51	2566.32		2566.32		2775.39
59									
60	COMMUNITY TOTAL								
61	DOMESTIC-------SCHEDULED	665805	619.40	24.21	6128.74	6.66	6135.40		6779.01
62	NONSCHEDULED	3333							
63	ALL SERVICES	669138	619.40	24.21	6128.74	6.66	6135.40		6779.01
64									
65									
66									
67	DUBUQUE N C.CC								
68	(DUBUQUE MUNI)								
69	ZW DOMESTIC-------SCHEDULED	7979	3.00		17.00		17.00		20.00
70									
71									
72									
73	SIOUX CITY N C.00								
74	(SIOUX CITY MUNI)								
75	AP DOMESTIC-------SCHEDULED	12647	13.46						13.46
76	NONSCHEDULED	292							
77	ALL SERVICES	12939	13.46						13.46
78									
79	CZ DOMESTIC-------SCHEDULED	29561	61.14	5.17	23.45		23.45		89.76
80	NONSCHEDULED	43							
81	ALL SERVICES	29604	61.14	5.17	23.45		23.45		89.76
82									
83	COMMUNITY TOTAL								
84	DOMESTIC-------SCHEDULED	42208	74.60	5.17	23.45		23.45		103.22
85	NONSCHEDULED	335							
86	ALL SERVICES	42543	74.60	5.17	23.45		23.45		103.22
87									
88									
89									
90	WATERLOO N C.00								
91	(WATERLOO MUNI)								
92	AP DOMESTIC-------SCHEDULED	7722	2.80						2.80
93									
94	CZ DOMESTIC-------SCHEDULED	28542	84.22	1.61	10.75		10.75		96.58
95	NONSCHEDULED	710							
96	ALL SERVICES	29252	84.22	1.61	10.75		10.75		96.58
97									
98	ZW DOMESTIC-------SCHEDULED	7498	2.00		9.00		9.00		11.00
99									
100	COMMUNITY TOTAL								
101	DOMESTIC-------SCHEDULED	43762	89.02	1.61	19.75		19.75		110.38
102	NONSCHEDULED	710							
103	ALL SERVICES	44472	89.02	1.61	19.75		19.75		110.38
104									
105									
106									
107									
108									
109									
110									
111									
112									

TABLE 6
ENPLANED REVENUE PASSENGERS, ENPLANED REVENUE TONS OF CARGO AND MAIL, AND AIR TRAFFIC HUB CLASSIFICATIONS, BY TYPE OF OPERATION, BY TYPE OF SERVICE, BY COMMUNITY, AND BY CARRIER

12 MONTHS ENDED DECEMBER 31, 1985

Line No.	Area, state or country / Community / (Airport name) / Carrier / Type of operation / Type of service / Hub type and percent of enplanements	Enplaned passengers	Enplaned revenue tons: Freight	Express	U.S. Mail: Priority	Nonpriority	Total	Foreign mail	Total cargo and mail
	1	2	3	4	5	6	7	8	9
1	KANSAS								
2	----------								
5	TOPEKA N 0.00								
6	(FORBES AFB)								
7	NL DOMESTIC-------SCHEDULED	5694							
8	NONSCHEDULED	71							
9	ALL SERVICES	5765							
11	COMMUNITY TOTAL								
12	DOMESTIC-------SCHEDULED	5694							
13	NONSCHEDULED	71							
14	ALL SERVICES	5765							
18	WICHITA S 0.16								
19	(WICHITA MUNI)								
20	AA DOMESTIC-------SCHEDULED	139760	149.61		279.70		279.70		429.31
22	CO DOMESTIC-------SCHEDULED	104048	190.00	.19	648.01		648.01		838.20
24	FL DOMESTIC-------SCHEDULED	59059	107.97	7.90	10.49		10.49		126.36
26	HP DOMESTIC-------SCHEDULED	55919	4.55						4.55
28	RC DOMESTIC-------SCHEDULED	46455	86.78	.79	679.94	3.39	683.33		770.90
30	TW DOMESTIC-------SCHEDULED	102643	144.52	1.52	652.15		652.15		798.19
32	UA DOMESTIC-------SCHEDULED	72355	48.96	4.29	389.83		389.83		443.13
34	COMMUNITY TOTAL								
35	DOMESTIC-------SCHEDULED	586219	732.34	14.69	2660.17	3.39	2663.56		3410.64
39	KENTUCKY								
40	----------								
43	LEXINGTON/FRANKFORT S 0.08								
44	(BLUE GRASS)								
45	AL DOMESTIC-------SCHEDULED	52768	84.49	1.71	233.16		233.16		319.36
47	DL DOMESTIC-------SCHEDULED	153005	356.11		634.18		634.18		990.29
48	NONSCHEDULED	599							
49	ALL SERVICES	153604	356.11		634.18		634.18		990.29
51	FI DOMESTIC-------SCHEDULED	56434	51.41		114.85		114.85		166.26
53	UA DOMESTIC-------SCHEDULED	37322	33.40	1.69	58.38		58.38		93.47
55	COMMUNITY TOTAL								
56	DOMESTIC-------SCHEDULED	299529	525.41	3.40	1040.57		1040.57		1569.38
57	NONSCHEDULED	599							
58	ALL SERVICES	300128	525.41	3.40	1040.57		1040.57		1569.38
62	LOUISVILLE M 0.25								
63	(STANDIFORD FIELD)								
64	AL DOMESTIC-------SCHEDULED	192494	247.66	8.08	668.46		668.46		924.20
65	NONSCHEDULED	110							
66	ALL SERVICES	192604	247.66	8.08	668.46		668.46		924.20
68	DL DOMESTIC-------SCHEDULED	235288	613.89		683.47		683.47		1297.36
69	NONSCHEDULED	687							
70	ALL SERVICES	235975	613.89		683.47		683.47		1297.36
72	EA DOMESTIC-------SCHEDULED	78867	192.90		1163.97		1163.97		1356.87
74	GZ DOMESTIC-------SCHEDULED	41523	53.20	.31	347.59		347.59		401.10
75	NONSCHEDULED	935							
76	ALL SERVICES	42458	53.20	.31	347.59		347.59		401.10
78	PI DOMESTIC-------SCHEDULED	126764	455.16		518.25		518.25		973.41
79	NONSCHEDULED	188							
80	ALL SERVICES	126952	455.16		518.25		518.25		973.41
82	RC DOMESTIC-------SCHEDULED	32108	35.97		274.65	.93	275.58		309.57
84	TW DOMESTIC-------SCHEDULED	106145	180.30	1.42	722.99	36.43	759.42		941.64
86	UA DOMESTIC-------SCHEDULED	60417	17.29	.53	883.20	.02	883.22		901.04
88	ZC DOMESTIC-------SCHEDULED	24287							
89	NONSCHEDULED	7968							
90	ALL SERVICES	32255							
92	COMMUNITY TOTAL								
93	DOMESTIC-------SCHEDULED	506293	1794.39	10.34	5262.58	37.38	5299.96		7105.19
94	NONSCHEDULED	5888							
95	ALL SERVICES	512181	1794.89	10.34	5262.58	37.38	5299.96		7105.19
99	PADUCAH N 0.00								
100	(BARKLEY FIELD)								
101	AU DOMESTIC-------SCHEDULED	5779	1.96						1.96

TABLE 6
ENPLANED REVENUE PASSENGERS, ENPLANED REVENUE TONS OF CARGO AND MAIL, AND AIR TRAFFIC HUB CLASSIFICATIONS, BY TYPE OF OPERATION, BY TYPE OF SERVICE, BY COMMUNITY, AND BY CARRIER

12 MONTHS ENDED DECEMBER 31, 1965

Line No.	Area, state or country / Community (Airport name) / Carrier / Type of operation / Type of service / Hub type and percent of enplanements	Enplaned passengers	Enplaned revenue tons: Freight	Express	U.S. Mail: Priority	Nonpriority	Total	Foreign mail	Total cargo and mail
	1	2	3	4	5	6	7	8	9
1	LOUISIANA								
5	BATON ROUGE S C.10								
6	(RYAN)								
7	AA DOMESTIC-------SCHEDULED	51736	38.51		.03		.03		38.54
9	CO DOMESTIC-------SCHEDULED	46881	49.31	.26	3.23		3.23		52.30
11	DL DOMESTIC-------SCHEDULED	200726	353.38		32.04		32.04		385.42
12	NONSCHEDULED	343							
13	ALL SERVICES	201069	353.38		32.04		32.04		385.42
15	RC DOMESTIC-------SCHEDULED	51250	42.00	.66	8.04	4.79	12.83		55.49
16	NONSCHEDULED	125							
17	ALL SERVICES	51375	42.00	.66	8.04	4.79	12.83		55.49
19	COMMUNITY TOTAL								
20	DOMESTIC-------SCHEDULED	350593	483.20	.92	43.34	4.79	48.13		532.25
21	NONSCHEDULED	468							
22	ALL SERVICES	351061	483.20	.92	43.34	4.79	48.13		532.25
26	LAFAYETTE N C.00								
27	(LAFAYETTE)								
28	CO DOMESTIC-------SCHEDULED	65748	164.09	.99	5.64		5.64		174.72
32	MONROE N C.00								
33	(MONROE MUNI)								
34	DL DOMESTIC-------SCHEDULED	58360	90.66		48.73		48.73		139.39
36	RC DOMESTIC-------SCHEDULED	5562	14.37	.16	7.62	.63	8.25		22.78
37	NONSCHEDULED	189							
38	ALL SERVICES	5751	14.37	.16	7.62	.63	8.25		22.78
40	COMMUNITY TOTAL								
41	DOMESTIC-------SCHEDULED	63522	105.03	.16	56.35	.63	56.98		162.17
42	NONSCHEDULED	189							
43	ALL SERVICES	64111	105.03	.16	56.35	.63	56.98		162.17
47	NEW ORLEANS M C.80								
48	(INTERNATIONAL/MOISANT FIELD)								
49	AA DOMESTIC-------SCHEDULED	205145	406.56		43.68	.15	43.83		450.39
51	AL DOMESTIC-------SCHEDULED	114458	75.12	.78	334.46		334.46		410.36
53	CO DOMESTIC-------SCHEDULED	276445	534.97		911.31		911.31		1446.28
55	DL DOMESTIC-------SCHEDULED	773744	2984.30		2297.52		2297.52		5281.82
56	NONSCHEDULED	335							
57	ALL SERVICES	774079	2984.30		2297.52		2297.52		5281.82
59	EA DOMESTIC-------SCHEDULED	371458	536.97		2262.88	33.57	2296.45		2833.82
60	NONSCHEDULED	370							
61	ALL SERVICES	371828	536.97		2262.88	33.57	2296.45		2833.82
63	EA INTERNATIONAL--SCHEDULED	25669	52.08		1.60		1.60		53.68
65	EA TOTAL----------SCHEDULED	401127	589.05		2264.48	33.57	2298.45		2887.50
66	NONSCHEDULED	370							
67	ALL SERVICES	401497	589.05		2264.48	33.57	2298.45		2887.50
69	FT DOMESTIC-------SCHEDULED		926.96		19.17		19.17		946.13
71	MC DOMESTIC-------SCHEDULED	137448							
72	NONSCHEDULED	154							
73	ALL SERVICES	137602							
75	ML DOMESTIC-------SCHEDULED	9243							
77	NW DOMESTIC-------SCHEDULED	14481	59.97		20.40		20.40		80.37
79	NY DOMESTIC-------SCHEDULED	99000							
80	NONSCHEDULED	76							
81	ALL SERVICES	99076							
83	CZ DOMESTIC-------SCHEDULED	63936	64.31	.22	336.20		336.20		400.73
84	NONSCHEDULED	726							
85	ALL SERVICES	64662	64.31	.22	336.20		336.20		400.73
87	PA DOMESTIC-------SCHEDULED	20760	26.78		23.46		23.46		50.24
88	NONSCHEDULED	65							
89	ALL SERVICES	20825	26.78		23.46		23.46		50.24
91	PE DOMESTIC-------SCHEDULED	26930							
93	PI DOMESTIC-------SCHEDULED	74559	238.54		74.31		74.31		312.85
95	RC DOMESTIC-------SCHEDULED	103263	187.36	.28	898.00	4.70	902.70		1090.34
97	TW DOMESTIC-------SCHEDULED	90992	102.83		260.61		260.61		363.44
98	NONSCHEDULED	110							
99	ALL SERVICES	91102	102.83		260.61		260.61		363.44
101	UA DOMESTIC-------SCHEDULED	53837	84.61	.18	1.04		1.04		85.83
102	NONSCHEDULED	360							
103	ALL SERVICES	54197	84.61	.18	1.04		1.04		85.83
105	WA DOMESTIC-------SCHEDULED	6032	9.48		80.73	1.15	81.88		91.36
107	WN DOMESTIC-------SCHEDULED	415581							
108	NONSCHEDULED	714							
109	ALL SERVICES	416295							

TABLE 6
ENPLANED REVENUE PASSENGERS, ENPLANED REVENUE TONS OF CARGO AND MAIL, AND AIR TRAFFIC HUB CLASSIFICATIONS, BY TYPE OF OPERATION, BY TYPE OF SERVICE, BY COMMUNITY, AND BY CARRIER

12 MONTHS ENDED DECEMBER 31, 1985

Line No.	Area, state or country / Community / (Airport name) / Carrier / Type of operation / Type of service / Hub type and percent of enplanements	Enplaned passengers	Enplaned revenue tons: Freight	Express	U.S. Mail: Priority	Nonpriority	Total	Foreign mail	Total cargo and mail
	1	2	3	4	5	6	7	8	9
1	INTERNATIONAL/MOISANT FIELD (CONT.)								
2	ZG DOMESTIC--------SCHEDULED	23170							
3	NONSCHEDULED	5614							
4	ALL SERVICES	28784							
5									
6	COMMUNITY TOTAL								
7	DOMESTIC--------SCHEDULED	2874482	6238.76	1.46	7563.77	39.97	7603.74		13843.96
8	NONSCHEDULED	8524							
9	ALL SERVICES	2883006	6238.76	1.46	7563.77	39.97	7603.74		13843.96
10									
11	INTERNATIONAL--SCHEDULED	29669	52.08		1.60		1.60		53.68
12									
13	TOTAL----------SCHEDULED	2904151	6290.84	1.46	7565.37	39.97	7605.34		13897.64
14	NONSCHEDULED	8524							
15	ALL SERVICES	2912675	6290.84	1.46	7565.37	39.97	7605.34		13897.64
16									
17									
18									
19	SHREVEPORT S 0.08								
20	(GREATER SHREVEPORT MUNI)								
21	AA DOMESTIC--------SCHEDULED	76175	41.52		32.63		32.63		74.15
22									
23	AL DOMESTIC--------SCHEDULED	192937	499.38		835.37		835.37		1334.75
24	NONSCHEDULED	374							
25	ALL SERVICES	193311	499.38		835.37		835.37		1334.75
26									
27	AL DOMESTIC--------SCHEDULED	37743	35.01		175.66	1.28	176.96		211.97
28									
29	COMMUNITY TOTAL								
30	DOMESTIC--------SCHEDULED	306859	575.91		1043.66	1.28	1044.96		1620.87
31	NONSCHEDULED	374							
32	ALL SERVICES	307233	575.91		1043.66	1.28	1044.96		1620.87
33									
34									
35									
36	MAINE								
37	----------								
38									
39									
40	BANGOR N 0.00								
41	(BANGOR INTERNATIONAL)								
42	EL DOMESTIC--------SCHEDULED	59454	295.08		24.05		24.05		319.13
43									
44	FT DOMESTIC--------SCHEDULED		1096.11		6.99	7.61	14.60		1110.71
45									
46	FA INTERNATIONAL--NONSCHEDULED	101							
47									
48	JW INTERNATIONAL--SCHEDULED	76	.33						.33
49									
50	UA DOMESTIC--------SCHEDULED	15840	10.54	.16	1.69		1.69		12.39
51									
52	UA INTERNATIONAL--NONSCHEDULED	3230							
53									
54	COMMUNITY TOTAL								
55	DOMESTIC--------SCHEDULED	115294	1401.73	.16	32.73	7.61	40.34		1442.23
56									
57	INTERNATIONAL--SCHEDULED	76	.33						.33
58	NONSCHEDULED	3331							
59	ALL SERVICES	3407	.33						.33
60									
61	TOTAL----------SCHEDULED	115370	1402.06	.16	32.73	7.61	40.34		1442.56
62	NONSCHEDULED	3331							
63	ALL SERVICES	118701	1402.06	.16	32.73	7.61	40.34		1442.56
64									
65									
66	PORTLAND S 0.13								
67	(PORTLAND INTERNATIONAL JETPORT)								
68	AL DOMESTIC--------SCHEDULED	169688	1290.99		294.04		294.04		1585.03
69									
70	FT DOMESTIC--------SCHEDULED	248694	10.57						10.57
71									
72	UA DOMESTIC--------SCHEDULED	35587	131.77		19.53		19.53		151.30
73									
74	COMMUNITY TOTAL								
75	DOMESTIC--------SCHEDULED	458369	1433.33		313.57		313.57		1746.90
76									
77									
78									
79									
80	MARYLAND								
81	----------								
82									
83									
84	BALTIMORE M 0.54								
85	(BALTIMORE-WASH INTL)								
86	AA DOMESTIC--------SCHEDULED	206581	232.21		584.97		584.97		817.18
87									
88	AL DOMESTIC--------SCHEDULED	418730	556.57	3.19	2036.61		2036.61		2596.37
89	NONSCHEDULED	597							
90	ALL SERVICES	419327	556.57	3.19	2036.61		2036.61		2596.37
91									
92	DL DOMESTIC--------SCHEDULED	185674	1033.65		1700.96		1700.96		2734.61
93	NONSCHEDULED	308							
94	ALL SERVICES	185982	1033.65		1700.96		1700.96		2734.61
95									
96	EA DOMESTIC--------SCHEDULED	288063	1307.47		3581.05	4.58	3585.63		4893.10
97	NONSCHEDULED	329							
98	ALL SERVICES	288392	1307.47		3581.05	4.58	3585.63		4893.10
99									
100	EA INTERNATIONAL--SCHEDULED	20135	243.20		9.87		9.87		253.07
101									
102	EA TOTAL----------SCHEDULED	308198	1550.67		3590.92	4.58	3595.50		5146.17
103	NONSCHEDULED	329							
104	ALL SERVICES	308527	1550.67		3590.92	4.58	3595.50		5146.17
105									
106	FT DOMESTIC--------SCHEDULED		1303.51		124.32		124.32		1427.83
107	NONSCHEDULED		98.15						98.15
108	ALL SERVICES		1401.66		124.32		124.32		1525.98
109									
110	JW DOMESTIC--------SCHEDULED	1384							
111									
112									

TABLE 6
ENPLANED REVENUE PASSENGERS, ENPLANED REVENUE TONS OF CARGO AND MAIL, AND AIR TRAFFIC HUB CLASSIFICATIONS, BY TYPE OF OPERATION, BY TYPE OF SERVICE, BY COMMUNITY, AND BY CARRIER

12 MONTHS ENDED DECEMBER 31, 1985

Line No.	Area, state or country / Community / (Airport name) / Carrier / Type of operation / Type of service / Hub type and percent of enplanements	Enplaned passengers	Enplaned revenue tons: Freight	Express	U. S. Mail: Priority	Nonpriority	Total	Foreign mail	Total cargo and mail
	1	2	3	4	5	6	7	8	9
1	BALTIMORE/WASH INTL (CONT.)								
2	OZ DOMESTIC-------SCHEDULED	38364	43.85	1.50	456.54		456.54		501.89
3	NONSCHEDULED	516	1.97						1.97
4	ALL SERVICES	38880	45.32	1.50	456.54		456.54		503.86
5									
6	PE DOMESTIC-------SCHEDULED	173845							
7									
8	PI DOMESTIC-------SCHEDULED	1423227	2449.74		2772.35		2772.35		5222.09
9	NONSCHEDULED	1554							
10	ALL SERVICES	1424781	2449.74		2772.35		2772.35		5222.09
11									
12	RC DOMESTIC-------SCHEDULED	85552	498.64	.62	1600.10	2.99	1603.09		2102.35
13	NONSCHEDULED	62							
14	ALL SERVICES	85614	498.64	.62	1600.10	2.99	1603.09		2102.35
15									
16	TW DOMESTIC-------SCHEDULED	100037	157.01	2.06	1118.60		1118.60		1277.67
17	NONSCHEDULED	87							
18	ALL SERVICES	100124	157.01	2.06	1118.60		1118.60		1277.67
19									
20	UA DOMESTIC-------SCHEDULED	210841	992.23	23.86	1980.24	841.98	2822.22		3838.31
21	NONSCHEDULED	1177							
22	ALL SERVICES	212018	992.23	23.86	1980.24	841.98	2822.22		3838.31
23									
24	UR DOMESTIC-------SCHEDULED	16295	4.68		3.24		3.24		7.92
25	NONSCHEDULED	214							
26	ALL SERVICES	16509	4.68		3.24		3.24		7.92
27									
28	VK DOMESTIC-------SCHEDULED		2483.00						2483.00
29									
30	WO DOMESTIC-------SCHEDULED	164891	2217.00						2217.00
31									
32	WO INTERNATIONAL--SCHEDULED	69197	905.00		1298.00		1298.00		2203.00
33	NONSCHEDULED	748							
34	ALL SERVICES	69945	905.00		1298.00		1298.00		2203.00
35									
36	WO TOTAL---------SCHEDULED	234088	3122.00		1298.00		1298.00		4420.00
37	NONSCHEDULED	748							
38	ALL SERVICES	234836	3122.00		1298.00		1298.00		4420.00
39									
40	COMMUNITY TOTAL								
41	DOMESTIC-------SCHEDULED	3313684	13279.56	31.23	15558.98	849.55	16808.53		30119.32
42	NONSCHEDULED	4844	100.12						100.12
43	ALL SERVICES	3318528	13379.68	31.23	15558.98	849.55	16808.53		30219.44
44									
45	INTERNATIONAL--SCHEDULED	89332	1148.20		1307.87		1307.87		2456.07
46	NONSCHEDULED	748							
47	ALL SERVICES	90080	1148.20		1307.87		1307.87		2456.07
48									
49	TOTAL---------SCHEDULED	3403016	14427.76	31.23	17266.85	849.55	18116.40		32575.39
50	NONSCHEDULED	5592	100.12						100.12
51	ALL SERVICES	3408608	14527.88	31.23	17266.85	849.55	18116.40		32675.51
52									
53									
54									
55	MASSACHUSETTS								
56	----------								
57									
58									
59	BOSTON L 2.51								
60	(LOGAN INTERNATIONAL)								
61	AA DOMESTIC-------SCHEDULED	536420	6543.86		257.25	11.16	268.41		6812.27
62									
63	AA INTERNATIONAL--SCHEDULED	32146	299.44		19.59		19.59		319.03
64									
65	AA TOTAL---------SCHEDULED	570566	6843.30		276.84	11.16	288.00		7131.30
66									
67	AL DOMESTIC-------SCHEDULED	784498	1636.45	17.75	3499.45		3499.45		5153.65
68	NONSCHEDULED	19820							
69	ALL SERVICES	804318	1636.45	17.75	3499.45		3499.45		5153.65
70									
71	BN DOMESTIC-------SCHEDULED	54423	34.22	.47					34.69
72	NONSCHEDULED	118							
73	ALL SERVICES	54541	34.22	.47					34.69
74									
75	CO DOMESTIC-------SCHEDULED	132130	1223.04	1.17	2157.36		2157.36		3381.57
76									
77	DL DOMESTIC-------SCHEDULED	1458498	12899.64		3616.46		3616.46		16516.10
78	NONSCHEDULED	27							
79	ALL SERVICES	1458525	12899.64		3616.46		3616.46		16516.10
80									
81	DL INTERNATIONAL--SCHEDULED	70945	1751.14		21.43		21.43		1772.57
82									
83	DL TOTAL---------SCHEDULED	1529443	14650.78		3637.89		3637.89		18288.67
84	NONSCHEDULED	27							
85	ALL SERVICES	1529470	14650.78		3637.89		3637.89		18288.67
86									
87	EA DOMESTIC-------SCHEDULED	1862688	8256.78		6380.10	666.35	7046.45		15303.23
88	NONSCHEDULED	281							
89	ALL SERVICES	1862969	8256.78		6380.10	666.35	7046.45		15303.23
90									
91	EZ DOMESTIC-------SCHEDULED		250.00						250.00
92	NONSCHEDULED		142.00						142.00
93	ALL SERVICES		392.00						392.00
94									
95	FT DOMESTIC-------SCHEDULED		11616.99		102.28	5.25	107.53		11724.52
96									
97	FT INTERNATIONAL--SCHEDULED		3571.44		17.89	20.52	38.41		3609.85
98									
99	FT TOTAL---------SCHEDULED		15188.43		120.17	25.77	145.94		15334.37
100									
101	JW DOMESTIC-------SCHEDULED	1637							
102	NONSCHEDULED	480							
103	ALL SERVICES	2117							
104									
105	ML DOMESTIC-------SCHEDULED	25520							
106	NONSCHEDULED	1060							
107	ALL SERVICES	26580							
108									
109	NW DOMESTIC-------SCHEDULED	419262	7179.63		5573.72	6.87	5580.59	114.86	12875.08
110	NONSCHEDULED	84							
111	ALL SERVICES	419346	7179.63		5573.72	6.87	5580.59	114.86	12875.08
112									

TABLE 6
ENPLANED REVENUE PASSENGERS, ENPLANED REVENUE TONS OF CARGO AND MAIL, AND AIR TRAFFIC HUB CLASSIFICATIONS, BY TYPE OF OPERATION, BY TYPE OF SERVICE, BY COMMUNITY, AND BY CARRIER

12 MONTHS ENDED DECEMBER 31, 1985

Line No.	Area, state or country / Community / (Airport name) / Carrier / Type of operation / Type of service / Hub type and percent of enplanements	Enplaned passengers	Enplaned revenue tons: Freight	Express	U.S. Mail: Priority	Nonpriority	Total	Foreign mail	Total cargo and mail
	1	2	3	4	5	6	7	8	9
1	LOGAN INTERNATIONAL (CONT.)								
2	NW INTERNATIONAL--SCHEDULED	118153	1427.24		84.57	10.51	95.08	.56	1522.90
3									
4	NW TOTAL----------SCHEDULED	537415	8606.87		5658.29	17.38	5675.67	115.44	14397.98
5	NONSCHEDULED	84							
6	ALL SERVICES	537499	8606.87		5658.29	17.38	5675.67	115.44	14397.98
7									
8	NY DOMESTIC--------SCHEDULED	628602							
9									
10	PA DOMESTIC--------SCHEDULED	134348	202.76		434.20		434.20	.30	637.26
11									
12	PE DOMESTIC--------SCHEDULED	727131	95.28						95.28
13									
14	PI DOMESTIC--------SCHEDULED	578477	2649.52		909.61		909.61		3559.13
15	NONSCHEDULED	112							
16	ALL SERVICES	578589	2649.52		909.61		909.61		3559.13
17									
18	PM DOMESTIC--------SCHEDULED	4749	1.74						1.74
19	NONSCHEDULED	253							
20	ALL SERVICES	5002	1.74						1.74
21									
22	RC DOMESTIC--------SCHEDULED	243121	2741.19	19.06	2335.24	29.72	2364.96		5125.21
23	NONSCHEDULED	94							
24	ALL SERVICES	243215	2741.19	19.06	2335.24	29.72	2364.96		5125.21
25									
26	TW DOMESTIC--------SCHEDULED	509044	8905.30	.86	2397.72	15.46	2413.18		11319.34
27	NONSCHEDULED	50							
28	ALL SERVICES	509094	8905.30	.86	2397.72	15.46	2413.18		11319.34
29									
30	TW INTERNATIONAL--SCHEDULED	180738	1839.81		1266.73	32.98	1299.71		3139.52
31									
32	TW TOTAL----------SCHEDULED	689782	10745.11	.86	3664.45	48.44	3712.89		14458.86
33	NONSCHEDULED	50							
34	ALL SERVICES	689832	10745.11	.86	3664.45	48.44	3712.89		14458.86
35									
36	UA DOMESTIC--------SCHEDULED	469324	6412.52	26.52	1969.76	666.27	2636.03		9075.07
37	NONSCHEDULED	932							
38	ALL SERVICES	470256	6412.52	26.52	1969.76	666.27	2636.03		9075.07
39									
40	UR DOMESTIC--------SCHEDULED	79979	23.28		20.96		20.96		44.24
41	NONSCHEDULED	70							
42	ALL SERVICES	80049	23.28		20.96		20.96		44.24
43									
44	VK DOMESTIC--------SCHEDULED		5678.00						5678.00
45									
46	WA DOMESTIC--------SCHEDULED	21545	48.05		67.50	.05	67.55		116.00
47									
48	YX DOMESTIC--------SCHEDULED	14142							
49									
50	COMMUNITY TOTAL								
51	DOMESTIC--------SCHEDULED	8667538	76398.25	65.83	29722.01	1401.13	31123.14	115.16	107702.38
52	NONSCHEDULED	23381	142.00						142.00
53	ALL SERVICES	8710919	76540.25	65.83	29722.01	1401.13	31123.14	115.16	107844.38
54									
55	INTERNATIONAL--SCHEDULED	401582	8889.07		1410.21	64.01	1474.22	.58	10363.87
56									
57	TOTAL----------SCHEDULED	9085520	85287.32	65.83	31132.22	1465.14	32597.36	115.74	118066.25
58	NONSCHEDULED	23381	142.00						142.00
59	ALL SERVICES	9112901	85429.32	65.83	31132.22	1465.14	32597.36	115.74	118208.25
60									
61									
62									
63	NANTUCKET N 0.00								
64	(NANTUCKET MEMORIAL)								
65	NY DOMESTIC--------SCHEDULED	10093							
66									
67									
68									
69	WORCESTER N 0.00								
70	(WORCESTER MUNI)								
71	PI DOMESTIC--------SCHEDULED	18306	2.68		26.73		26.73		29.41
72									
73									
74									
75	MICHIGAN								
76	----------								
77									
78									
79	BENTON HARBOR/ST.JOSEPH N 0.00								
80	(ROSS FIELD)								
81	ZW DOMESTIC--------SCHEDULED	6270	1.00		2.00		2.00		3.00
82									
83									
84									
85	DETROIT&ANN ARBOR L 1.97								
86	(DETROIT METROPOLITAN WAYNE CTY) 1.97								
87	AA DOMESTIC--------SCHEDULED	551982	3331.95		224.38	9.67	234.05		3566.00
88	NONSCHEDULED	110							
89	ALL SERVICES	552092	3331.95		224.38	9.67	234.05		3566.00
90									
91	AL DOMESTIC--------SCHEDULED	299545	483.63	5.09	1333.85		1333.85		1822.57
92	NONSCHEDULED	4929							
93	ALL SERVICES	304474	483.63	5.09	1333.85		1333.85		1822.57
94									
95	CC DOMESTIC--------SCHEDULED	153507	952.26	2.01	467.69		467.69		1421.96
96									
97	DL DOMESTIC--------SCHEDULED	560023	2723.96		1095.13		1095.13		3819.09
98	NONSCHEDULED	632							
99	ALL SERVICES	560655	2723.96		1095.13		1095.13		3819.09
100									
101	EA DOMESTIC--------SCHEDULED	236691	890.37		1892.81	.43	1893.24		2783.61
102	NONSCHEDULED	340							
103	ALL SERVICES	237031	890.37		1892.81	.43	1893.24		2783.61
104									
105	FI DOMESTIC--------SCHEDULED		4033.64		183.91		183.91		4217.55
106									
107	FW DOMESTIC--------SCHEDULED	1194							
108									
109	IW DOMESTIC--------SCHEDULED	5693							
110									
111									
112									

TABLE 6
ENPLANED REVENUE PASSENGERS, ENPLANED REVENUE TONS OF CARGO AND MAIL, AND AIR TRAFFIC HUB CLASSIFICATIONS, BY TYPE OF OPERATION, BY TYPE OF SERVICE, BY COMMUNITY, AND BY CARRIER

12 MONTHS ENDED DECEMBER 31, 1985

Line No.	Area, state or country / Community / (Airport name) / Carrier / Type of operation / Type of service / Hub type and percent of enplanements	Enplaned passengers	Enplaned revenue tons: Freight	Express	U.S. Mail: Priority	Nonpriority	Total	Foreign mail	Total cargo and mail
	1	2	3	4	5	6	7	8	9
1	DETROIT METROPOLITAN WAYNE CTY(CONT.)								
2	ML DOMESTIC-------SCHEDULED	145212							
3	NONSCHEDULED	1226							
4	ALL SERVICES	146438							
5									
6	NW DOMESTIC-------SCHEDULED	732709	3452.46		7543.72	5.39	7549.11		11001.57
7	NONSCHEDULED	642							
8	ALL SERVICES	733351	3452.46		7543.72	5.39	7549.11		11001.57
9									
10	NY DOMESTIC-------SCHEDULED	174104	8.00						8.00
11	NONSCHEDULED	137							
12	ALL SERVICES	174241	8.00						8.00
13									
14	OZ DOMESTIC-------SCHEDULED	56377	149.61	6.45	390.57		390.57		546.63
15	NONSCHEDULED	1143							
16	ALL SERVICES	57520	149.61	6.45	390.57		390.57		546.63
17									
18	PA DOMESTIC-------SCHEDULED	67150	297.67		813.03		813.03		1110.70
19	NONSCHEDULED	108							
20	ALL SERVICES	67258	297.67		813.03		813.03		1110.70
21									
22	PA INTERNATIONAL--SCHEDULED	16127	703.40		121.09		121.09		824.49
23									
24	PA TOTAL---------SCHEDULED	83277	1001.07		934.12		934.12		1935.19
25	NONSCHEDULED	108							
26	ALL SERVICES	83385	1001.07		934.12		934.12		1935.19
27									
28	PE DOMESTIC-------SCHEDULED	16583							
29									
30	PI DOMESTIC-------SCHEDULED	137572	306.79		555.88		555.88		862.67
31	NONSCHEDULED	87							
32	ALL SERVICES	137659	306.79		555.88		555.88		862.67
33									
34	RC DOMESTIC-------SCHEDULED	3237914	11427.15	52.72	17446.81	260.62	17707.43		29187.30
35	NONSCHEDULED	4246							
36	ALL SERVICES	3242160	11427.15	52.72	17446.81	260.62	17707.43		29187.30
37									
38	RU DOMESTIC-------SCHEDULED	1538	.54						.54
39									
40	SI DOMESTIC-------SCHEDULED	59379	28.60	.50					29.10
41									
42	TA DOMESTIC-------SCHEDULED	644							
43									
44	TW DOMESTIC-------SCHEDULED	176557	635.34	12.13	685.42		685.42		1332.89
45									
46	UA DOMESTIC-------SCHEDULED	337658	2390.91	39.16	1185.76	203.85	1393.61		3823.68
47	NONSCHEDULED	1054							
48	ALL SERVICES	338712	2390.91	39.16	1185.76	203.85	1393.61		3823.68
49									
50	UR DOMESTIC-------SCHEDULED	9281	6.71		9.51		9.51		16.22
51	NONSCHEDULED	147							
52	ALL SERVICES	9428	6.71		9.51		9.51		16.22
53									
54	ZW DOMESTIC-------SCHEDULED	2564	2.00		2.00		2.00		4.00
55									
56	ZM DOMESTIC-------SCHEDULED	21835							
57									
58	AIRPORT TOTAL								
59	DOMESTIC-------SCHEDULED	7132712	31121.59	118.06	33834.47	479.96	34314.43		65554.08
60	NONSCHEDULED	15001							
61	ALL SERVICES	7147713	31121.59	118.06	33834.47	479.96	34314.43		65554.08
62									
63	INTERNATIONAL--SCHEDULED	16127	703.40		121.09		121.09		824.49
64									
65	TOTAL---------SCHEDULED	7148839	31824.99	118.06	33955.56	479.96	34435.52		66378.57
66	NONSCHEDULED	15001							
67	ALL SERVICES	7163840	31824.99	118.06	33955.56	479.96	34435.52		66378.57
68									
69	(WILLOW RUN) C.CO								
70	VK DOMESTIC-------SCHEDULED		56048.00						56048.00
71	NONSCHEDULED		823.00						823.00
72	ALL SERVICES		56871.00						56871.00
73									
74	AIRPORT TOTAL								
75	DOMESTIC-------SCHEDULED		56048.00						56048.00
76	NONSCHEDULED		823.00						823.00
77	ALL SERVICES		56871.00						56871.00
78									
79	COMMUNITY TOTAL BY CARRIER								
80	AA DOMESTIC-------SCHEDULED	551982	3331.95		224.38	9.67	234.05		3566.00
81	NONSCHEDULED	110							
82	ALL SERVICES	552092	3331.95		224.38	9.67	234.05		3566.00
83									
84	AL DOMESTIC-------SCHEDULED	299545	483.63	5.09	1333.85		1333.85		1822.57
85	NONSCHEDULED	4929							
86	ALL SERVICES	304474	483.63	5.09	1333.85		1333.85		1822.57
87									
88	CO DOMESTIC-------SCHEDULED	153507	952.26	2.01	467.69		467.69		1421.96
89									
90	DL DOMESTIC-------SCHEDULED	560023	2723.96		1095.13		1095.13		3819.09
91	NONSCHEDULED	632							
92	ALL SERVICES	560655	2723.96		1095.13		1095.13		3819.09
93									
94	EA DOMESTIC-------SCHEDULED	236691	890.37		1892.81	.43	1893.24		2783.61
95	NONSCHEDULED	340							
96	ALL SERVICES	237031	890.37		1892.81	.43	1893.24		2783.61
97									
98	FT DOMESTIC-------SCHEDULED		4033.64		183.91		183.91		4217.55
99									
100	PW DOMESTIC-------SCHEDULED	1194							
101									
102	JW DOMESTIC-------SCHEDULED	5693							
103									
104	ML DOMESTIC-------SCHEDULED	145212							
105	NONSCHEDULED	1226							
106	ALL SERVICES	146438							
107									
108	NW DOMESTIC-------SCHEDULED	732709	3452.46		7543.72	5.39	7549.11		11001.57
109	NONSCHEDULED	642							
110	ALL SERVICES	733351	3452.46		7543.72	5.39	7549.11		11001.57
111									
112									

TABLE 6
ENPLANED REVENUE PASSENGERS, ENPLANED REVENUE TONS OF CARGO AND MAIL, AND AIR TRAFFIC HUB CLASSIFICATIONS, BY TYPE OF OPERATION, BY TYPE OF SERVICE, BY COMMUNITY, AND BY CARRIER

12 MONTHS ENDED DECEMBER 31, 1985

Line No.	Area, state or country / Community / (Airport name) / Carrier / Type of operation / Type of service / Hub type and percent of enplanements	Enplaned passengers	Enplaned revenue tons: Freight	Express	U. S. Mail: Priority	Nonpriority	Total	Foreign mail	Total cargo and mail
	1	2	3	4	5	6	7	8	9
1	COMMUNITY TOTAL BY CARRIER (CONT.)								
2	NY DOMESTIC-------SCHEDULED	174104	8.00						8.00
3	NONSCHEDULED	137							
4	ALL SERVICES	174241	8.00						8.00
5									
6	OZ DOMESTIC-------SCHEDULED	56377	149.61	6.45	390.57		390.57		546.63
7	NONSCHEDULED	1143							
8	ALL SERVICES	57520	149.61	6.45	390.57		390.57		546.63
9									
10	PA DOMESTIC-------SCHEDULED	67150	297.67		813.03		813.03		1110.70
11	NONSCHEDULED	108							
12	ALL SERVICES	67258	297.67		813.03		813.03		1110.70
13									
14	PA INTERNATIONAL--SCHEDULED	16127	703.40		121.09		121.09		824.49
15									
16	PA TOTAL----------SCHEDULED	83277	1001.07		934.12		934.12		1935.19
17	NONSCHEDULED	108							
18	ALL SERVICES	83385	1001.07		934.12		934.12		1935.19
19									
20	PE DOMESTIC-------SCHEDULED	163583							
21									
22	PI DOMESTIC-------SCHEDULED	137572	306.79		555.88		555.88		862.67
23	NONSCHEDULED	87							
24	ALL SERVICES	137659	306.79		555.88		555.88		862.67
25									
26	RC DOMESTIC-------SCHEDULED	3237914	11427.15	52.72	17446.81	260.62	17707.43		29187.30
27	NONSCHEDULED	4246							
28	ALL SERVICES	3242160	11427.15	52.72	17446.81	260.62	17707.43		29187.30
29									
30	RU DOMESTIC-------SCHEDULED	1538	.54						.54
31									
32	SI DOMESTIC-------SCHEDULED	59379	28.60	.50					29.10
33									
34	TA DOMESTIC-------SCHEDULED	644							
35									
36	TW DOMESTIC-------SCHEDULED	176557	635.34	12.13	685.42		685.42		1332.89
37									
38	UA DOMESTIC-------SCHEDULED	337658	2390.91	39.16	1189.76	203.85	1393.61		3823.68
39	NONSCHEDULED	1054							
40	ALL SERVICES	338712	2390.91	39.16	1189.76	203.85	1393.61		3823.68
41									
42	UR DOMESTIC-------SCHEDULED	9281	6.71		9.51		9.51		16.22
43	NONSCHEDULED	147							
44	ALL SERVICES	9428	6.71		9.51		9.51		16.22
45									
46	VK DOMESTIC-------SCHEDULED		56048.00						56048.00
47	NONSCHEDULED		823.00						823.00
48	ALL SERVICES		56871.00						56871.00
49									
50	ZW DOMESTIC-------SCHEDULED	2564	2.00		2.00		2.00		4.00
51									
52	ZM DOMESTIC-------SCHEDULED	21835							
53									
54	COMMUNITY TOTAL								
55	DOMESTIC-------SCHEDULED	7132712	87169.59	118.06	33834.47	479.96	34314.43		121602.08
56	NONSCHEDULED	15001	823.00						823.00
57	ALL SERVICES	7147713	87992.59	118.06	33834.47	479.96	34314.43		122425.08
58									
59	INTERNATIONAL--SCHEDULED	16127	703.40		121.09		121.09		824.49
60									
61	TOTAL----------SCHEDULED	7148839	87872.99	118.06	33955.56	479.96	34435.52		122426.57
62	NONSCHEDULED	15001	823.00						823.00
63	ALL SERVICES	7163840	88695.99	118.06	33955.56	479.96	34435.52		123249.57
64									
65									
66									
67	FLINT N C.00								
68	(BISHOP)								
69	PI DOMESTIC-------SCHEDULED	56403	15.22		368.20		368.20		383.42
70									
71	ZW DOMESTIC-------SCHEDULED	15941	5.00						5.00
72	NONSCHEDULED	53							
73	ALL SERVICES	15994	5.00						5.00
74									
75	COMMUNITY TOTAL								
76	DOMESTIC-------SCHEDULED	72344	20.22		368.20		368.20		388.42
77	NONSCHEDULED	53							
78	ALL SERVICES	72397	20.22		368.20		368.20		388.42
79									
80									
81									
82	GRAND RAPIDS S C.16								
83	(KENT COUNTY)								
84	AA DOMESTIC-------SCHEDULED	84018	23.18		27.22	.04	27.26		50.44
85	NONSCHEDULED	20							
86	ALL SERVICES	84038	23.18		27.22	.04	27.26		50.44
87									
88	AL DOMESTIC-------SCHEDULED	62242	28.01	.77	164.86		164.86		193.64
89	NONSCHEDULED	64							
90	ALL SERVICES	62306	28.01	.77	164.86		164.86		193.64
91									
92	FW DOMESTIC-------SCHEDULED	81							
93									
94	NW DOMESTIC-------SCHEDULED	66580	36.92		561.66		561.66		598.58
95									
96	PI DOMESTIC-------SCHEDULED	84509	76.48		553.35		553.35		629.83
97									
98	RC DOMESTIC-------SCHEDULED	146621	407.48	7.88	167.27	8.34	175.61		590.97
99									
100	UA DOMESTIC-------SCHEDULED	124515	43.79	4.04	24.23		24.23		72.06
101	NONSCHEDULED	198							
102	ALL SERVICES	124713	43.79	4.04	24.23		24.23		72.06
103									
104	COMMUNITY TOTAL								
105	DOMESTIC-------SCHEDULED	568966	615.86	12.69	1496.59	8.38	1506.97		2135.52
106	NONSCHEDULED	282							
107	ALL SERVICES	569248	615.86	12.69	1498.59	8.38	1506.97		2135.52
108									
109									
110									
111									
112									

TABLE 6
ENPLANED REVENUE PASSENGERS, ENPLANED REVENUE TONS OF CARGO AND MAIL, AND AIR TRAFFIC
HUB CLASSIFICATIONS, BY TYPE OF OPERATION, BY TYPE OF SERVICE, BY COMMUNITY, AND BY CARRIER

12 MONTHS ENDED DECEMBER 31, 1985

Line No.	Area, state or country / Community / (Airport name) / Carrier / Type of operation / *Type of service* / Hub type and percent of enplanements	Enplaned passengers	Enplaned revenue tons: Freight	Express	U.S. Mail: *Priority*	*Nonpriority*	*Total*	Foreign *mail*	Total cargo and mail
	1	2	3	4	5	6	7	8	9
1	MICHIGAN (CONT.)								
2	HANCOCK/HOUGHTON N C.00								
3	(HOUGHTON COUNTY MEMORIAL)								
4	RC DOMESTIC-------SCHEDULED	7754	10.61		.39	.50	.69		11.50
5									
6									
7									
8	KALAMAZOO-BATTLE CREEK N C.00								
9	(KALAMAZOO MUNI) C.00								
10	PI DOMESTIC-------SCHEDULED	38626	17.73		179.77		179.77		197.50
11									
12	RC DOMESTIC-------SCHEDULED	76909	90.08	.49	146.73	4.85	151.58		242.15
13									
14	ZW DOMESTIC-------SCHEDULED	23641	5.00		3.00		3.00		8.00
15	NONSCHEDULED	68							
16	ALL SERVICES	23709	5.00		3.00		3.00		8.00
17									
18	AIRPORT TOTAL								
19	DOMESTIC-------SCHEDULED	139176	112.81	.49	329.50	4.85	334.35		447.65
20	NONSCHEDULED	68							
21	ALL SERVICES	139244	112.81	.49	329.50	4.85	334.35		447.65
22									
23	(W K KELLOGG REGIONAL AIRFIELD) C.00								
24	ZW DOMESTIC-------SCHEDULED	10347	20.00						20.00
25	NONSCHEDULED	116							
26	ALL SERVICES	10463	20.00						20.00
27									
28	COMMUNITY TOTAL BY CARRIER								
29	PI DOMESTIC-------SCHEDULED	38626	17.73		179.77		179.77		197.50
30									
31	RC DOMESTIC-------SCHEDULED	76909	90.08	.49	146.73	4.85	151.58		242.15
32									
33	ZW DOMESTIC-------SCHEDULED	33988	25.00		3.00		3.00		28.00
34	NONSCHEDULED	184							
35	ALL SERVICES	34172	25.00		3.00		3.00		28.00
36									
37	COMMUNITY TOTAL								
38	DOMESTIC-------SCHEDULED	149523	132.81	.49	329.50	4.85	334.35		467.65
39	NONSCHEDULED	184							
40	ALL SERVICES	149707	132.81	.49	329.50	4.85	334.35		467.65
41									
42									
43									
44	LANSING N C.00								
45	(CAPITAL CITY)								
46	PI DOMESTIC-------SCHEDULED	55557	35.39		619.96		619.96		655.35
47									
48	RC DOMESTIC-------SCHEDULED	11814	12.22	2.45	5.71	3.17	8.88		23.55
49									
50	UA DOMESTIC-------SCHEDULED	37679	22.10	3.93	33.26	.01	33.27		59.30
51	NONSCHEDULED	155							
52	ALL SERVICES	37834	22.10	3.93	33.26	.01	33.27		59.30
53									
54	COMMUNITY TOTAL								
55	DOMESTIC-------SCHEDULED	105050	69.71	6.38	658.93	3.18	662.11		738.20
56	NONSCHEDULED	155							
57	ALL SERVICES	105205	69.71	6.38	658.93	3.18	662.11		738.20
58									
59									
60									
61	MARQUETTE N C.00								
62	(MARQUETTE COUNTY)								
63	RC DOMESTIC-------SCHEDULED	10018	6.84			1.60	1.60		8.44
64									
65									
66									
67	MUSKEGON N C.00								
68	(MUSKEGON COUNTY)								
69	ZW DOMESTIC-------SCHEDULED	15188	10.00						10.00
70									
71									
72									
73	SAGINAW/BAY CITY/MIDLAND N C.00								
74	(TRI CITY)								
75	RC DOMESTIC-------SCHEDULED	97284	135.96	.23	159.68	4.76	164.44		300.63
76									
77	UA DOMESTIC-------SCHEDULED	68853	18.68	2.24	1.50		1.50		22.42
78									
79	COMMUNITY TOTAL								
80	DOMESTIC-------SCHEDULED	166137	154.64	2.47	161.18	4.76	165.94		323.05
81									
82									
83									
84	TRAVERSE CITY N C.00								
85	(CHERRY CAPITAL)								
86	RC DOMESTIC-------SCHEDULED	11849	31.83	.90	1.44	1.85	3.29		36.02
87									
88									
89									
90	MINNESOTA								
91	----------								
92									
93									
94	BEMIDJI N C.00								
95	(BEMIDJI MUNI)								
96	RC DOMESTIC-------SCHEDULED	14398	15.26		.74	.72	1.46		16.72
97									
98									
99									
100	BRAINERD N C.00								
101	(BRAINERD-CROW WING CO.)								
102	RC DOMESTIC-------SCHEDULED	16132	33.19	.07	.57	3.71	4.28		37.54
103									
104									
105									
106	CHISHOLM/HIBBING N C.00								
107	(CHISHOLM-HIBBING)								
108	RC DOMESTIC-------SCHEDULED	19145	72.84	.41		.44	.44		73.69
109									
110									
111									
112									

TABLE 6
ENPLANED REVENUE PASSENGERS, ENPLANED REVENUE TONS OF CARGO AND MAIL, AND AIR TRAFFIC HUB CLASSIFICATIONS, BY TYPE OF OPERATION, BY TYPE OF SERVICE, BY COMMUNITY, AND BY CARRIER

12 MONTHS ENDED DECEMBER 31, 1985

Line No.	Area, state or country / Community / (Airport name) / Carrier / Type of operation / Type of service / Hub type and percent of enplanements	Enplaned passengers	Enplaned revenue tons: Freight	Express	U.S. Mail: Priority	Nonpriority	Total	Foreign mail	Total cargo and mail
	1	2	3	4	5	6	7	8	9
1	MINNESOTA (CONT.)								
2	DULUTH/SUPERIOR N 0.00								
3	(DULUTH INTERNATIONAL)								
4	RC DOMESTIC-------SCHEDULED	97167	110.42		17.39	4.18	21.57		131.99
5	NONSCHEDULED	251							
6	ALL SERVICES	97418	110.42		17.39	4.18	21.57		131.99
7									
8	COMMUNITY TOTAL								
9	DOMESTIC-------SCHEDULED	97167	110.42		17.39	4.18	21.57		131.99
10	NONSCHEDULED	251							
11	ALL SERVICES	97418	110.42		17.39	4.18	21.57		131.99
12									
13									
14									
15	INTERNATIONAL FALLS N 0.00								
16	(FALLS INTERNATIONAL)								
17	RC DOMESTIC-------SCHEDULED	16549	51.83		.02	.33	.35		52.18
18									
19									
20									
21	MINNEAPOLIS/ST.PAUL L 2.00								
22	(MINNEAPOLIS-ST PAUL INTL)								
23	AA DOMESTIC-------SCHEDULED	217745	554.05		317.13		317.13		871.18
24									
25	AL DOMESTIC-------SCHEDULED	62788	176.50	2.82	485.09		485.09		664.41
26	NONSCHEDULED	100							
27	ALL SERVICES	62888	176.50	2.82	485.09		485.09		664.41
28									
29	CO DOMESTIC-------SCHEDULED	185380	429.17	4.67	790.50		790.50		1224.34
30	NONSCHEDULED	559							
31	ALL SERVICES	185939	429.17	4.67	790.50		790.50		1224.34
32									
33	DL DOMESTIC-------SCHEDULED	107536	326.91		182.77		182.77		509.68
34									
35	EA DOMESTIC-------SCHEDULED	65389	547.33		1509.46	.08	1509.54		2056.87
36	NONSCHEDULED	216							
37	ALL SERVICES	65605	547.33		1509.46	.08	1509.54		2056.87
38									
39	FL DOMESTIC-------SCHEDULED	65531	85.95	1.54	96.81		96.81		184.30
40	NONSCHEDULED	9688							
41	ALL SERVICES	75219	85.95	1.54	96.81		96.81		184.30
42									
43	FT DOMESTIC-------SCHEDULED		3010.10		.32		.32		3010.42
44									
45	HL DOMESTIC-------SCHEDULED	143615							
46	NONSCHEDULED	546							
47	ALL SERVICES	144161							
48									
49	NW DOMESTIC-------SCHEDULED	3024826	27014.66		28634.29	45.53	28679.82	294.32	55988.82
50	NONSCHEDULED	23079							
51	ALL SERVICES	3047905	27014.66		28634.29	45.53	28679.82	294.32	55988.82
52									
53	NW INTERNATIONAL--SCHEDULED	83533	948.79		90.81		90.81	.02	1039.62
54									
55	NW TOTAL----------SCHEDULED	3108359	27963.47		28725.10	45.53	28770.63	294.34	57028.44
56	NONSCHEDULED	23079							
57	ALL SERVICES	3131438	27963.47		28725.10	45.53	28770.63	294.34	57028.44
58									
59	OZ DOMESTIC-------SCHEDULED	99850	388.03	11.83	896.25		896.25		1296.11
60	NONSCHEDULED	2086	.14						.14
61	ALL SERVICES	101936	388.17	11.83	896.25		896.25		1296.25
62									
63	PA DOMESTIC-------SCHEDULED	6105	5.37		77.76		77.76		83.13
64									
65	PL DOMESTIC-------SCHEDULED	89513	6.68						6.68
66									
67	PI DOMESTIC-------SCHEDULED	24127	54.12		88.82		88.82		142.94
68									
69	RC DOMESTIC-------SCHEDULED	2628895	10401.31	55.44	16739.62	280.11	17027.73		27484.48
70	NONSCHEDULED	3887							
71	ALL SERVICES	2632782	10401.31	55.44	16739.62	280.11	17027.73		27484.48
72									
73	TW DOMESTIC-------SCHEDULED	47061	21.43		301.25		301.25		322.68
74									
75	UA DOMESTIC-------SCHEDULED	226934	1004.71	9.29	2181.48	23.86	2205.34		3219.34
76	NONSCHEDULED	494							
77	ALL SERVICES	227428	1004.71	9.29	2181.48	23.86	2205.34		3219.34
78									
79	VX DOMESTIC-------SCHEDULED		2391.00						2391.00
80									
81	WA DOMESTIC-------SCHEDULED	58672	690.78		267.95		267.95		958.73
82									
83	ZW DOMESTIC-------SCHEDULED	11747	14.00		3.00		3.00		17.00
84									
85	COMMUNITY TOTAL								
86	DOMESTIC-------SCHEDULED	7126114	47122.12	85.59	52572.50	357.58	52930.08	294.32	100432.11
87	NONSCHEDULED	40655	.14						.14
88	ALL SERVICES	7166769	47122.26	85.59	52572.50	357.58	52930.08	294.32	100432.25
89									
90	INTERNATIONAL--SCHEDULED	83533	948.79		90.81		90.81	.02	1039.62
91									
92	TOTAL----------SCHEDULED	7209647	48070.91	85.59	52663.31	357.58	53020.89	294.34	101471.73
93	NONSCHEDULED	40655	.14						.14
94	ALL SERVICES	7250302	48071.05	85.59	52663.31	357.58	53020.89	294.34	101471.87
95									
96									
97									
98	ROCHESTER N 0.00								
99	(ROCHESTER MUNI)								
100	NW DOMESTIC-------SCHEDULED	74536	34.57		10.28		10.28		44.85
101									
102	OZ DOMESTIC-------SCHEDULED	20289	44.31	1.01	1.95		1.95		47.27
103									
104	RC DOMESTIC-------SCHEDULED	39181	32.08		7.21	2.65	9.86		41.94
105									
106	COMMUNITY TOTAL								
107	DOMESTIC-------SCHEDULED	134006	110.96	1.01	19.44	2.65	22.09		134.06
108									
109									
110									
111									
112									

TABLE 6
ENPLANED REVENUE PASSENGERS, ENPLANED REVENUE TONS OF CARGO AND MAIL, AND AIR TRAFFIC HUB CLASSIFICATIONS, BY TYPE OF OPERATION, BY TYPE OF SERVICE, BY COMMUNITY, AND BY CARRIER

12 MONTHS ENDED DECEMBER 31, 1965

Line No.	Area, state or country / Community / (Airport name) / Carrier / Type of operation / Type of service / Hub type and percent of enplanements	Enplaned passengers	Enplaned revenue tons: Freight	Express	U. S. Mail: Priority	Nonpriority	Total	Foreign mail	Total cargo and mail
	1	2	3	4	5	6	7	8	9
1	MISSISSIPPI								
2	----------								
5	COLUMBUS N C.CC								
6	(GOLDEN TRIANGLE REGIONAL)								
7	RC DOMESTIC-------SCHEDULED	13808	53.31	1.24	5.04	.75	5.79		60.34
11	GREENVILLE N C.CC								
12	(GREENVILLE MUNI)								
13	RC DOMESTIC-------SCHEDULED	6436	57.69	.21	.16	1.60	1.76		59.66
17	GULFPORT/BILOXI N C.CC								
18	(GULFPORT MUNI)								
19	RC DOMESTIC-------SCHEDULED	45226	87.96	.32	10.13	1.57	11.70		100.58
23	JACKSON-VICKSBURG S C.1C								
24	(ALLEN C THOMPSON FIELD)								
25	AA DOMESTIC-------SCHEDULED	44907	53.93		19.85		19.85		73.78
27	DL DOMESTIC-------SCHEDULED	251797	746.70		593.15		593.15		1739.85
28	NONSCHEDULED	141							
29	ALL SERVICES	251938	746.70		593.15		593.15		1739.85
31	EA DOMESTIC-------SCHEDULED	42588	133.96		654.50	1.60	656.10		790.06
33	UA DOMESTIC-------SCHEDULED	15392	13.03		1.41	.03	1.44		14.47
35	COMMUNITY TOTAL								
36	DOMESTIC-------SCHEDULED	355084	947.62		1668.91	1.63	1670.54		2618.16
37	NONSCHEDULED	141							
38	ALL SERVICES	355225	947.62		1668.91	1.63	1670.54		2618.16
42	MISSOURI								
43	----------								
46	CAPE GIRARDEAU/SIKESTON N C.CC								
47	(CAPE GIRARDEAU MUNI)								
48	RU DOMESTIC-------SCHEDULED	2608	.40						.40
52	COLUMBIA/JEFFERSON CITY N C.CC								
53	(COLUMBIA REGIONAL)								
54	CZ DOMESTIC-------SCHEDULED	26467	49.22	2.05	.68		.68		51.95
55	NONSCHEDULED	725							
56	ALL SERVICES	27192	49.22	2.05	.68		.68		51.95
58	RU DOMESTIC-------SCHEDULED	3819	.08						.08
60	COMMUNITY TOTAL								
61	DOMESTIC-------SCHEDULED	30286	49.30	2.05	.68		.68		52.03
62	NONSCHEDULED	725							
63	ALL SERVICES	31011	49.30	2.05	.68		.68		52.03
67	JOPLIN N C.00								
68	(JOPLIN MUNICIPAL)								
69	CZ DOMESTIC-------SCHEDULED	16901	57.23	1.60	.13		.13		58.96
70	NONSCHEDULED	108							
71	ALL SERVICES	17009	57.23	1.60	.13		.13		58.96
75	KANSAS CITY M C.54								
76	(INTERNATIONAL) C.94								
77	AA DOMESTIC-------SCHEDULED	250308	272.07		534.24		534.24		806.31
79	AL DOMESTIC-------SCHEDULED	55448	89.81	7.16	683.41		683.41		780.38
80	NONSCHEDULED	45							
81	ALL SERVICES	55493	89.81	7.16	683.41		683.41		780.38
83	BN DOMESTIC-------SCHEDULED	168586	374.28	.97					375.25
84	NONSCHEDULED	178							
85	ALL SERVICES	169164	374.28	.97					375.25
87	CO DOMESTIC-------SCHEDULED	131160	270.79	.88	1024.75		1024.75		1296.42
88	NONSCHEDULED	151							
89	ALL SERVICES	131311	270.79	.88	1024.75		1024.75		1296.42
91	EL DOMESTIC-------SCHEDULED	202944	864.05		688.68		688.68		1552.73
92	NONSCHEDULED	421							
93	ALL SERVICES	203365	864.05		688.68		688.68		1552.73
95	EA DOMESTIC-------SCHEDULED	1084454	3218.48		6960.30		6960.30		10178.78
96	NONSCHEDULED	334							
97	ALL SERVICES	1084788	3218.48		6960.30		6960.30		10178.78
99	FL DOMESTIC-------SCHEDULED	113542	200.86	12.51	142.16		142.16		355.53
100	NONSCHEDULED	109							
101	ALL SERVICES	113651	200.86	12.51	142.16		142.16		355.53
103	FT DOMESTIC-------SCHEDULED		1276.84		129.03		129.03		1405.87
105	FW DOMESTIC-------SCHEDULED	361							
107	ML DOMESTIC-------SCHEDULED	64097							
108	NONSCHEDULED	183							
109	ALL SERVICES	64280							

TABLE 6
ENPLANED REVENUE PASSENGERS, ENPLANED REVENUE TONS OF CARGO AND MAIL, AND AIR TRAFFIC HUB CLASSIFICATIONS, BY TYPE OF OPERATION, BY TYPE OF SERVICE, BY COMMUNITY, AND BY CARRIER

12 MONTHS ENDED DECEMBER 31, 1985

Line No.	Area, state or country / Community / (Airport name) / Carrier / Type of operation / Type of service / Hub type and percent of enplanements	Enplaned passengers	Enplaned revenue tons: Freight	Express	U. S. Mail: Priority	Nonpriority	Total	Foreign mail	Total cargo and mail
	1	2	3	4	5	6	7	8	9
1	INTERNATIONAL (CONT.)								
2	NW DOMESTIC-------SCHEDULED	52472	66.49		444.77		444.77		511.26
3									
4	CZ DOMESTIC-------SCHEDULED	146686	126.54	.63	728.77		728.77		855.94
5	NONSCHEDULED	2251	3.25						3.25
6	ALL SERVICES	148937	129.79	.63	728.77		728.77		859.19
7									
8	PA DOMESTIC-------SCHEDULED	18861	9.73		167.29		167.29		177.02
9	NONSCHEDULED	103							
10	ALL SERVICES	18964	9.73		167.29		167.29		177.02
11									
12	RC DOMESTIC-------SCHEDULED	183902	500.62	.78	2374.50	36.60	2411.10		2912.50
13	NONSCHEDULED	76							
14	ALL SERVICES	183978	500.62	.78	2374.50	36.60	2411.10		2912.50
15									
16	TW DOMESTIC-------SCHEDULED	461967	539.79	15.13	1485.37	.68	1486.05		2040.97
17	NONSCHEDULED	1813							
18	ALL SERVICES	463780	539.79	15.13	1485.37	.68	1486.05		2040.97
19									
20	UA DOMESTIC-------SCHEDULED	202881	287.78	8.99	1304.95	571.37	1876.32		2173.09
21	NONSCHEDULED	653							
22	ALL SERVICES	203534	287.78	8.99	1304.95	571.37	1876.32		2173.09
23									
24	WA DOMESTIC-------SCHEDULED	71064	136.07		337.91		337.91		473.98
25									
26	WN DOMESTIC-------SCHEDULED	162462							
27	NONSCHEDULED	85							
28	ALL SERVICES	162547							
29									
30	WO DOMESTIC-------SCHEDULED	46130	40.00						40.00
31									
32	AIRPORT TOTAL								
33	DOMESTIC-------SCHEDULED	3417725	8274.20	47.05	17006.13	608.65	17614.78		25936.03
34	NONSCHEDULED	6402	3.25						3.25
35	ALL SERVICES	3424127	8277.45	47.05	17006.13	608.65	17614.78		25939.28
36									
37	(KANSAS CITY MUNI) C.00								
38	VK DOMESTIC-------SCHEDULED		2460.00						2460.00
39									
40	COMMUNITY TOTAL BY CARRIER								
41	AA DOMESTIC-------SCHEDULED	250308	272.07		534.24		534.24		806.31
42									
43	AL DOMESTIC-------SCHEDULED	55448	89.81	7.16	683.41		683.41		780.38
44	NONSCHEDULED	45							
45	ALL SERVICES	55493	89.81	7.16	683.41		683.41		780.38
46									
47	BN DOMESTIC-------SCHEDULED	168986	374.28	.97					375.25
48	NONSCHEDULED	178							
49	ALL SERVICES	169164	374.28	.97					375.25
50									
51	CO DOMESTIC-------SCHEDULED	131160	270.79	.88	1024.75		1024.75		1296.42
52	NONSCHEDULED	151							
53	ALL SERVICES	131311	270.79	.88	1024.75		1024.75		1296.42
54									
55	DL DOMESTIC-------SCHEDULED	202944	864.05		688.68		688.68		1552.73
56	NONSCHEDULED	421							
57	ALL SERVICES	203365	864.05		688.68		688.68		1552.73
58									
59	EA DOMESTIC-------SCHEDULED	1084454	3218.48		6960.30		6960.30		10178.78
60	NONSCHEDULED	334							
61	ALL SERVICES	1084788	3218.48		6960.30		6960.30		10178.78
62									
63	FL DOMESTIC-------SCHEDULED	113542	200.86	12.51	142.16		142.16		355.53
64	NONSCHEDULED	109							
65	ALL SERVICES	113651	200.86	12.51	142.16		142.16		355.53
66									
67	FT DOMESTIC-------SCHEDULED		1276.84		129.03		129.03		1405.87
68									
69	FW DOMESTIC-------SCHEDULED	361							
70									
71	ML DOMESTIC-------SCHEDULED	64097							
72	NONSCHEDULED	183							
73	ALL SERVICES	64280							
74									
75	NW DOMESTIC-------SCHEDULED	52472	66.49		444.77		444.77		511.26
76									
77	CZ DOMESTIC-------SCHEDULED	146686	126.54	.63	728.77		728.77		855.94
78	NONSCHEDULED	2251	3.25						3.25
79	ALL SERVICES	148937	129.79	.63	728.77		728.77		859.19
80									
81	PA DOMESTIC-------SCHEDULED	18861	9.73		167.29		167.29		177.02
82	NONSCHEDULED	103							
83	ALL SERVICES	18964	9.73		167.29		167.29		177.02
84									
85	RC DOMESTIC-------SCHEDULED	183902	500.62	.78	2374.50	36.60	2411.10		2912.50
86	NONSCHEDULED	76							
87	ALL SERVICES	183978	500.62	.78	2374.50	36.60	2411.10		2912.50
88									
89	TW DOMESTIC-------SCHEDULED	461967	539.79	15.13	1485.37	.68	1486.05		2040.97
90	NONSCHEDULED	1813							
91	ALL SERVICES	463780	539.79	15.13	1485.37	.68	1486.05		2040.97
92									
93	UA DOMESTIC-------SCHEDULED	202881	287.78	8.99	1304.95	571.37	1876.32		2173.09
94	NONSCHEDULED	653							
95	ALL SERVICES	203534	287.78	8.99	1304.95	571.37	1876.32		2173.09
96									
97	VK DOMESTIC-------SCHEDULED		2460.00						2460.00
98									
99	WA DOMESTIC-------SCHEDULED	71064	136.07		337.91		337.91		473.98
100									
101	WN DOMESTIC-------SCHEDULED	162462							
102	NONSCHEDULED	85							
103	ALL SERVICES	162547							
104									
105	WO DOMESTIC-------SCHEDULED	46130	40.00						40.00
106									
107	COMMUNITY TOTAL								
108	DOMESTIC-------SCHEDULED	3417725	10734.20	47.05	17006.13	608.65	17614.78		28396.03
109	NONSCHEDULED	6402	3.25						3.25
110	ALL SERVICES	3424127	10737.45	47.05	17006.13	608.65	17614.78		28399.28
111									
112									

TABLE 6
ENPLANED REVENUE PASSENGERS, ENPLANED REVENUE TONS OF CARGO AND MAIL, AND AIR TRAFFIC HUB CLASSIFICATIONS, BY TYPE OF OPERATION, BY TYPE OF SERVICE, BY COMMUNITY, AND BY CARRIER

12 MONTHS ENDED DECEMBER 31, 1985

Line No.	Area, state or country / Community / (Airport name) / Carrier / Type of operation / Type of service / Hub type and percent of enplanements	Enplaned passengers	Enplaned revenue tons: Freight	Express	U. S. Mail: Priority	Nonpriority	Total	Foreign mail	Total cargo and mail
	1	2	3	4	5	6	7	8	9
1	MISSOURI (CONT.)								
2	ST. LOUIS L 2.63								
3	(LAMBERT-ST LOUIS MUNI)								
4	AA DOMESTIC-------SCHEDULED	246580	837.08		41.91	.03	41.94		879.02
5	NONSCHEDULED	110							
6	ALL SERVICES	246690	837.08		41.91	.03	41.94		879.02
7									
8	AL DOMESTIC-------SCHEDULED	52718	110.67	1.40	751.61		751.61		863.68
9	NONSCHEDULED	47							
10	ALL SERVICES	52765	110.67	1.40	751.61		751.61		863.68
11									
12	BN DOMESTIC-------NONSCHEDULED	318							
13									
14	CL DOMESTIC-------SCHEDULED	167839	578.44		287.42		287.42		865.86
15	NONSCHEDULED	365							
16	ALL SERVICES	168204	578.44		287.42		287.42		865.86
17									
18	EA DOMESTIC-------SCHEDULED	132720	217.89		1229.77		1229.77		1447.66
19	NONSCHEDULED	141							
20	ALL SERVICES	132861	217.89		1229.77		1229.77		1447.66
21									
22	FL DOMESTIC-------SCHEDULED	94196	431.82	14.26					446.08
23	NONSCHEDULED	542							
24	ALL SERVICES	94738	431.82	14.26					446.08
25									
26	FT DOMESTIC-------SCHEDULED		3369.33		195.62		195.62		3564.95
27									
28	FW DOMESTIC-------SCHEDULED	2873							
29									
30	HA DOMESTIC-------SCHEDULED	2130							
31									
32	NW DOMESTIC-------SCHEDULED	58793	115.13		251.69		251.69		366.82
33									
34	CZ DOMESTIC-------SCHEDULED	2556725	4953.06	150.86	13983.84		13983.84		19087.76
35	NONSCHEDULED	14890	19.83		2.23		2.23		22.06
36	ALL SERVICES	2571615	4972.89	150.86	13986.07		13986.07		19109.82
37									
38	PA DOMESTIC-------SCHEDULED	21355	5.76		54.01		54.01		59.77
39	NONSCHEDULED	204							
40	ALL SERVICES	21559	5.76		54.01		54.01		59.77
41									
42	PE DOMESTIC-------SCHEDULED	27938							
43									
44	PI DOMESTIC-------SCHEDULED	28722	25.73		4.22		4.22		29.95
45									
46	RC DOMESTIC-------SCHEDULED	148990	232.62	1.30	1018.52	10.92	1029.44		1263.76
47									
48	RU DOMESTIC-------SCHEDULED	37904	19.34						19.34
49									
50	SI DOMESTIC-------SCHEDULED	62054	298.90	1.80	25.90		25.90		326.60
51									
52	TV DOMESTIC-------SCHEDULED	13629	3.50						3.50
53	NONSCHEDULED	2372	76.70						76.70
54	ALL SERVICES	16001	80.20						80.20
55									
56	TW DOMESTIC-------SCHEDULED	5400858	20298.86	35.70	36923.02	573.68	37496.70		57831.26
57	NONSCHEDULED	109							
58	ALL SERVICES	5400967	20298.86	35.70	36923.02	573.68	37496.70		57831.26
59									
60	TW INTERNATIONAL--SCHEDULED	96223	871.33		276.10		276.10		1147.43
61									
62	TW TOTAL----------SCHEDULED	5497081	21170.19	35.70	37199.12	573.68	37772.80		58978.69
63	NONSCHEDULED	109							
64	ALL SERVICES	5497190	21170.19	35.70	37199.12	573.68	37772.80		58978.69
65									
66	UA DOMESTIC-------SCHEDULED	161306	64.03	5.02	1542.45		1542.45		1611.50
67	NONSCHEDULED	1782							
68	ALL SERVICES	163088	64.03	5.02	1542.45		1542.45		1611.50
69									
70	VK DOMESTIC-------SCHEDULED		3583.00						3583.00
71									
72	WA DOMESTIC-------SCHEDULED	77466	202.12		589.67	1.48	591.15		793.27
73									
74	WN DOMESTIC-------SCHEDULED	142823							
75									
76	ZW DOMESTIC-------SCHEDULED	473							
77									
78	COMMUNITY TOTAL								
79	DOMESTIC-------SCHEDULED	9438092	35347.28	210.34	56900.05	586.11	57486.16		93043.78
80	NONSCHEDULED	20880	96.53		2.23		2.23		98.76
81	ALL SERVICES	9458972	35443.81	210.34	56902.28	586.11	57488.39		93142.54
82									
83	INTERNATIONAL--SCHEDULED	96223	871.33		276.10		276.10		1147.43
84									
85	TOTAL----------SCHEDULED	9534315	36218.61	210.34	57176.15	586.11	57762.26		94191.21
86	NONSCHEDULED	20880	96.53		2.23		2.23		98.76
87	ALL SERVICES	9555195	36315.14	210.34	57178.38	586.11	57764.49		94289.97
88									
89									
90									
91	SPRINGFIELD N 0.00								
92	(SPRINGFIELD MUNI)								
93	FL DOMESTIC-------SCHEDULED	51783	47.29	2.82					50.11
94									
95	OZ DOMESTIC-------SCHEDULED	88233	162.87	5.76	22.13		22.13		190.76
96	NONSCHEDULED	546							
97	ALL SERVICES	88779	162.87	5.76	22.13		22.13		190.76
98									
99	COMMUNITY TOTAL								
100	DOMESTIC-------SCHEDULED	140016	210.16	8.58	22.13		22.13		240.87
101	NONSCHEDULED	546							
102	ALL SERVICES	140562	210.16	8.58	22.13		22.13		240.87
103									
104									
105									
106									
107									
108									
109									
110									
111									
112									

TABLE 6
ENPLANED REVENUE PASSENGERS, ENPLANED REVENUE TONS OF CARGO AND MAIL, AND AIR TRAFFIC HUB CLASSIFICATIONS, BY TYPE OF OPERATION, BY TYPE OF SERVICE, BY COMMUNITY, AND BY CARRIER

12 MONTHS ENDED DECEMBER 31, 1985

Line No.	Area, state or country / Community / (Airport name) / Carrier / Type of operation / Type of service / Hub type and percent of enplanements	Enplaned passengers	Enplaned revenue tons: Freight	Express	U.S. Mail: Priority	Nonpriority	Total	Foreign mail	Total cargo and mail
	1	2	3	4	5	6	7	8	9
1	MONTANA								
5	BILLINGS S C.06								
6	(LOGAN FIELD)								
7	FL DOMESTIC-------SCHEDULED	76868	64.54	6.14	17.58		17.58		88.26
9	NW DOMESTIC-------SCHEDULED	127432	230.98		1250.88	.43	1251.31		1482.29
11	UA DOMESTIC-------SCHEDULED	29920	21.83	1.69	166.20		166.20		189.72
13	WA DOMESTIC-------SCHEDULED	63293	71.43		304.15	.01	304.16		375.59
15	COMMUNITY TOTAL								
16	DOMESTIC-------SCHEDULED	297513	388.78	7.83	1738.81	.44	1739.25		2135.86
20	BOZEMAN N C.00								
21	(GALLATIN FLD)								
22	FL DOMESTIC-------SCHEDULED	18223	22.35	.44					22.79
24	NW DOMESTIC-------SCHEDULED	28114	77.56		17.57		17.57		95.15
26	WA DOMESTIC-------SCHEDULED	33416	30.24		3.11	.06	3.17		33.41
28	COMMUNITY TOTAL								
29	DOMESTIC-------SCHEDULED	79753	130.17	.44	20.68	.06	20.74		151.35
33	BUTTE N C.00								
34	(SILVER BOW COUNTY)								
35	CO DOMESTIC-------SCHEDULED	2087	1.90		8.80		8.80		10.70
36	NONSCHEDULED	34							
37	ALL SERVICES	2121	1.90		8.80		8.80		10.70
39	WA DOMESTIC-------SCHEDULED	20092	35.27		209.32		209.32		244.59
41	COMMUNITY TOTAL								
42	DOMESTIC-------SCHEDULED	22179	37.17		218.12		218.12		255.29
43	NONSCHEDULED	34							
44	ALL SERVICES	22213	37.17		218.12		218.12		255.29
48	GREAT FALLS N C.00								
49	(GREAT FALLS INTERNATIONAL)								
50	FL DOMESTIC-------SCHEDULED	25778	36.95	1.09					38.04
52	NW DOMESTIC-------SCHEDULED	47677	93.12		206.46	.02	206.48		299.60
54	UA DOMESTIC-------SCHEDULED	21653	7.95	.52	20.62	.10	20.72		29.19
56	WA DOMESTIC-------SCHEDULED	36798	28.41		87.64		87.64		116.05
58	COMMUNITY TOTAL								
59	DOMESTIC-------SCHEDULED	131906	166.43	1.61	314.72	.12	314.84		482.86
63	HELENA N C.00								
64	(HELENA)								
65	CO DOMESTIC-------SCHEDULED	1738	1.20						1.20
67	NW DOMESTIC-------SCHEDULED	17244	24.66		29.31		29.31		53.97
69	WA DOMESTIC-------SCHEDULED	29336	62.74		96.50		96.50		159.24
71	COMMUNITY TOTAL								
72	DOMESTIC-------SCHEDULED	48318	88.60		125.81		125.81		214.41
75	KALISPELL N C.00								
76	(GLACIER PARK INTL)								
78	CO DOMESTIC-------SCHEDULED	6588	18.30		19.10		19.10		37.40
80	FL DOMESTIC-------SCHEDULED	22208	27.14	1.06	.50		.50		28.70
82	WA DOMESTIC-------SCHEDULED	21252	58.77		54.58		54.58		113.35
84	COMMUNITY TOTAL								
85	DOMESTIC-------SCHEDULED	52048	104.21	1.06	74.18		74.18		179.45
89	MISSOULA N C.00								
90	(JOHNSON - BELL FIELD)								
91	FL DOMESTIC-------SCHEDULED	38039	81.15	1.22	.05		.05		82.42
93	NW DOMESTIC-------SCHEDULED	43441	46.10		111.62	.01	111.63		159.73
95	WA DOMESTIC-------SCHEDULED	36596	43.98		206.58		206.58		250.56
97	COMMUNITY TOTAL								
98	DOMESTIC-------SCHEDULED	118076	173.23	1.22	318.25	.01	318.26		492.71
102	WEST YELLOWSTONE N C.00								
103	(YELLOWSTONE)								
104	FL DOMESTIC-------SCHEDULED	2494	.40						.40

TABLE 6
ENPLANED REVENUE PASSENGERS, ENPLANED REVENUE TONS OF CARGO AND MAIL, AND AIR TRAFFIC HUB CLASSIFICATIONS, BY TYPE OF OPERATION, BY TYPE OF SERVICE, BY COMMUNITY, AND BY CARRIER

12 MONTHS ENDED DECEMBER 31, 1985

Line No.	Area, state or country / Community / (Airport name) / Carrier / Type of operation / Type of service / Hub type and percent of enplanements	Enplaned passengers	Enplaned revenue tons: Freight	Express	U.S. Mail: Priority	Nonpriority	Total	Foreign mail	Total cargo and mail
	1	2	3	4	5	6	7	8	9
1	NEBRASKA								
2	----------								
5	GRAND ISLAND N 0.00								
6	(GRAND ISLAND AIR PARK)								
7	ZW DOMESTIC-------SCHEDULED	4145	2.00						2.00
11	LINCOLN N 0.00								
12	(LINCOLN MUNI)								
13	FL DOMESTIC-------SCHEDULED	62453	66.33	6.39					72.72
14	NONSCHEDULED	109							
15	ALL SERVICES	62562	66.33	6.39					72.72
17	HP DOMESTIC-------SCHEDULED	16256	.92						.92
19	OZ DOMESTIC-------SCHEDULED	16332	9.71	.50	3.22		3.22		13.43
20	NONSCHEDULED	841	2.37						2.37
21	ALL SERVICES	17173	12.08	.50	3.22		3.22		15.80
23	UA DOMESTIC-------SCHEDULED	75198	69.37	5.27	4.86		4.86		79.50
24	NONSCHEDULED	98							
25	ALL SERVICES	75296	69.37	5.27	4.86		4.86		79.50
27	ZW DOMESTIC-------SCHEDULED	8083	5.00		14.00		14.00		19.00
29	COMMUNITY TOTAL								
30	DOMESTIC-------SCHEDULED	178322	151.33	12.16	22.08		22.08		185.57
31	NONSCHEDULED	1048	2.37						2.37
32	ALL SERVICES	179370	153.70	12.16	22.08		22.08		187.94
36	NORTH PLATTE N 0.00								
37	(LEE BIRD FIELD)								
40	OMAHA M 0.25								
41	(EPPLEY AIRFIELD)								
42	AA DOMESTIC-------SCHEDULED	144683	108.35		403.70	2.72	406.42		514.77
44	CO DOMESTIC-------SCHEDULED	77233	126.50	.36	524.16		524.16		1050.88
46	EA DOMESTIC-------SCHEDULED	83548	166.56		1566.44		1566.44		1733.00
48	FL DOMESTIC-------SCHEDULED	82694	122.29	10.16					132.45
50	HP DOMESTIC-------SCHEDULED	75171	3.84						3.84
52	JK DOMESTIC-------SCHEDULED	6583			2.00	2.00	4.00		4.00
54	NW DOMESTIC-------SCHEDULED	80273	111.78		1345.52	.35	1345.87		1457.65
56	OZ DOMESTIC-------SCHEDULED	53854	32.49	2.03	759.89		759.89		794.41
57	NONSCHEDULED	230							
58	ALL SERVICES	54084	32.49	2.03	759.89		759.89		794.41
60	RC DOMESTIC-------SCHEDULED	55902	97.57	2.57	968.49	13.27	981.76		1061.90
62	TW DOMESTIC-------SCHEDULED	89159	78.51	.31	310.08		310.08		388.90
64	UA DOMESTIC-------SCHEDULED	225649	338.14	23.58	1243.22		1243.22		1604.94
65	NONSCHEDULED	115							
66	ALL SERVICES	225764	338.14	23.58	1243.22		1243.22		1604.94
68	WA DOMESTIC-------SCHEDULED	56303	71.57		292.25		292.25		363.82
70	COMMUNITY TOTAL								
71	DOMESTIC-------SCHEDULED	1037052	1257.46	39.01	7815.75	18.34	7834.09		9130.56
72	NONSCHEDULED	345							
73	ALL SERVICES	1037397	1257.46	39.01	7815.75	18.34	7834.09		9130.56
77	NEVADA								
78	----------								
81	LAS VEGAS L 1.27								
82	(MC CARRAN INTL)								
83	AA DOMESTIC-------SCHEDULED	428644	257.37		54.70	2.74	57.44		314.81
84	NONSCHEDULED	144							
85	ALL SERVICES	428788	257.37		54.70	2.74	57.44		314.81
87	AS DOMESTIC-------SCHEDULED	10072	12.58		.51	9.93	10.44		23.02
89	BN DOMESTIC-------SCHEDULED	127757	2.49	.07					2.56
90	NONSCHEDULED	39093							
91	ALL SERVICES	166850	2.49	.07					2.56
93	CO DOMESTIC-------SCHEDULED	223229	97.76	.19	129.81		129.81		227.76
94	DL DOMESTIC-------SCHEDULED	183476	95.29		190.60		190.60		285.89
96	EA DOMESTIC-------SCHEDULED	217865	301.89		748.18		748.18		1050.07
97	NONSCHEDULED	289							
98	ALL SERVICES	218154	301.89		748.18		748.18		1050.07
100	FL DOMESTIC-------SCHEDULED	160424	41.16	.61					41.77
102	NONSCHEDULED	19804							
103	ALL SERVICES	180228	41.16	.61					41.77
105	FT DOMESTIC-------SCHEDULED		56.99		.81		.81		57.80
107	FW DOMESTIC-------SCHEDULED	5923							
109	HA DOMESTIC-------SCHEDULED	15727							
110	NONSCHEDULED	362							
111	ALL SERVICES	16089							

TABLE 6
ENPLANED REVENUE PASSENGERS, ENPLANED REVENUE TONS OF CARGO AND MAIL, AND AIR TRAFFIC HUB CLASSIFICATIONS, BY TYPE OF OPERATION, BY TYPE OF SERVICE, BY COMMUNITY, AND BY CARRIER

12 MONTHS ENDED DECEMBER 31, 1985

Line No.	Area, state or country / Community / (Airport name) / Carrier / Type of operation / Type of service / Hub type and percent of enplanements	Enplaned passengers	Enplaned revenue tons: Freight	Express	U. S. Mail: Priority	Nonpriority	Total	Foreign mail	Total cargo and mail
	1	2	3	4	5	6	7	8	9
1	MC CARRAN INTL (CONT.)								
2	HP DOMESTIC-------SCHEDULED	221161	6.39		5.53		5.53		11.92
3									
4	JK DOMESTIC-------SCHEDULED	150461		5.00	14.60	18.00	32.60		37.00
5									
6	MC DOMESTIC-------SCHEDULED	126186							
7									
8	NW DOMESTIC-------SCHEDULED	54662	57.52		133.54		133.94		191.46
9	NONSCHEDULED	20851							
10	ALL SERVICES	75513	57.52		133.54		133.94		191.46
11									
12	CZ DOMESTIC-------SCHEDULED	54447	7.76	1.58	31.17		31.17		40.51
13	NONSCHEDULED	8030							
14	ALL SERVICES	62477	7.76	1.58	31.17		31.17		40.51
15									
16	PA DOMESTIC-------NONSCHEDULED	158							
17									
18	PS DOMESTIC-------SCHEDULED	586640	54.40		49.69		49.69		104.09
19	NONSCHEDULED	485							
20	ALL SERVICES	587125	54.40		49.69		49.69		104.09
21									
22	QT DOMESTIC-------SCHEDULED	4500							
23	NONSCHEDULED	86							
24	ALL SERVICES	4586							
25									
26	RC DOMESTIC-------SCHEDULED	248841	315.66	1.73	274.65	2.45	277.10		594.49
27	NONSCHEDULED	143							
28	ALL SERVICES	248984	315.66	1.73	274.65	2.45	277.10		594.49
29									
30	SI DOMESTIC-------SCHEDULED	19969							
31									
32	TA DOMESTIC-------SCHEDULED	332							
33									
34	TN DOMESTIC-------SCHEDULED	207625	205.86	.05	440.34		440.34		646.25
35	NONSCHEDULED	155							
36	ALL SERVICES	207780	205.86	.05	440.34		440.34		646.25
37									
38	UA DOMESTIC-------SCHEDULED	569544	2387.21	28.72	405.53	1.56	407.54		2823.47
39	NONSCHEDULED	3606							
40	ALL SERVICES	573150	2387.21	28.72	405.53	1.56	407.54		2823.47
41									
42	WA DOMESTIC-------SCHEDULED	545551	325.17		606.07	.22	606.29		931.46
43	NONSCHEDULED	2414							
44	ALL SERVICES	547965	325.17		606.07	.22	606.29		931.46
45									
46	WN DOMESTIC-------SCHEDULED	325822							
47									
48	COMMUNITY TOTAL								
49	DOMESTIC-------SCHEDULED	4531258	4225.50	37.95	3085.98	34.90	3120.88		7384.33
50	NONSCHEDULED	95820							
51	ALL SERVICES	4627078	4225.50	37.95	3085.98	34.90	3120.88		7384.33
52									
53									
54									
55	RENO M C.34								
56	(RENO INTL)								
57	AA DOMESTIC-------SCHEDULED	99383	91.56		25.40		25.40		116.96
58									
59	CO DOMESTIC-------SCHEDULED	21833	7.28		18.25		18.25		25.53
60									
61	CZ DOMESTIC-------SCHEDULED	857	.03						.03
62									
63	EA DOMESTIC-------SCHEDULED	85400	299.22		429.56		429.56		728.78
64									
65	EF DOMESTIC-------SCHEDULED	13304							
66	NONSCHEDULED	4891							
67	ALL SERVICES	18195							
68									
69	FL DOMESTIC-------SCHEDULED	88566	127.95	7.67					135.62
70									
71	HA DOMESTIC-------SCHEDULED	12934							
72									
73	JK DOMESTIC-------SCHEDULED	37472		7.00	14.00	22.00	36.00		43.00
74									
75	OO DOMESTIC-------SCHEDULED	268503	109.90	.07	108.38		108.38		218.35
76	NONSCHEDULED	100							
77	ALL SERVICES	268603	109.90	.07	108.38		108.38		218.35
78									
79	PS DOMESTIC-------SCHEDULED	182937	10.18		.04		.04		10.22
80	NONSCHEDULED	10176							
81	ALL SERVICES	193113	10.18		.04		.04		10.22
82									
83	XC DOMESTIC-------SCHEDULED	28816	27.77	.16	198.74	2.31	201.05		228.98
84									
85	UA DOMESTIC-------SCHEDULED	247408	284.16	33.53	162.58		162.58		480.67
86	NONSCHEDULED	188							
87	ALL SERVICES	247596	284.16	33.53	162.58		162.58		480.67
88									
89	WA DOMESTIC-------SCHEDULED	141679	194.04		182.32		182.32		376.96
90									
91	COMMUNITY TOTAL								
92	DOMESTIC-------SCHEDULED	1235392	1152.69	48.43	1139.67	24.31	1163.98		2365.10
93	NONSCHEDULED	15355							
94	ALL SERVICES	1248747	1152.69	48.43	1139.67	24.31	1163.98		2365.10
95									
96									
97									
98	NEW HAMPSHIRE								
99	----------								
100									
101									
102	MANCHESTER/CONCORD N C.06								
103	(MUNICIPAL)								
104	FM DOMESTIC-------SCHEDULED	5789	4.77						4.77
105	NONSCHEDULED	44							
106	ALL SERVICES	5833	4.77						4.77
107									
108	UA DOMESTIC-------SCHEDULED	14011	9.19	.18	1.69		1.69		11.06
109									
110									
111									
112									

TABLE 6
ENPLANED REVENUE PASSENGERS, ENPLANED REVENUE TONS OF CARGO AND MAIL, AND AIR TRAFFIC HUB CLASSIFICATIONS, BY TYPE OF OPERATION, BY TYPE OF SERVICE, BY COMMUNITY, AND BY CARRIER

12 MONTHS ENDED DECEMBER 31, 1985

Line No.	Area, state or country / Community (Airport name) / Carrier / Type of operation / Type of service / Hub type and percent of enplanements	Enplaned passengers	Enplaned revenue tons: Freight	Express	U.S. Mail: Priority	Nonpriority	Total	Foreign mail	Total cargo and mail
	1	2	3	4	5	6	7	8	9
1	COMMUNITY TOTAL								
2	DOMESTIC-------SCHEDULED	23600	13.96	.18	1.69		1.69		15.83
3	NONSCHEDULED	44							
4	ALL SERVICES	23844	13.96	.18	1.69		1.69		15.83
8	NEW JERSEY								
9	----------								
12	ATLANTIC CITY N 0.00								
13	(NAFEC ATLANTIC CITY/POMONA)								
14	UR DOMESTIC-------SCHEDULED	3019							
15	NONSCHEDULED	903							
16	ALL SERVICES	3922							
18	COMMUNITY TOTAL								
19	DOMESTIC-------SCHEDULED	3019							
20	NONSCHEDULED	903							
21	ALL SERVICES	3922							
25	NEWARK L 3.93								
26	(NEWARK)								
27	AA DOMESTIC-------SCHEDULED	618451	3543.16		543.18	8.92	552.10		4095.26
28	NONSCHEDULED	110							
29	ALL SERVICES	618561	3543.16		543.18	8.92	552.10		4095.26
31	AL DOMESTIC-------SCHEDULED	631195	600.94	6.29	1867.27		1867.27		2474.50
32	NONSCHEDULED	210							
33	ALL SERVICES	631405	600.94	6.29	1867.27		1867.27		2474.50
35	CO DOMESTIC-------SCHEDULED	327701	2781.83	.25	1149.56	16.60	1166.56		3948.70
37	CL DOMESTIC-------SCHEDULED	508657	4878.25		1759.84		1759.84		6638.09
38	NONSCHEDULED	336							
39	ALL SERVICES	508993	4878.25		1759.84		1759.84		6638.09
41	EA DOMESTIC-------SCHEDULED	1426795	9031.79		5244.62	732.45	5977.07		15008.86
42	NONSCHEDULED	1415							
43	ALL SERVICES	1428210	9031.79		5244.62	732.45	5977.07		15008.86
45	EA INTERNATIONAL--SCHEDULED	45304	756.05		91.24	14.65	105.89		861.94
47	EA TOTAL----------SCHEDULED	1476099	9787.84		5335.86	747.10	6082.96		15870.80
48	NONSCHEDULED	1415							
49	ALL SERVICES	1477514	9787.84		5335.86	747.10	6082.96		15870.80
51	FT DOMESTIC-------SCHEDULED		2696.13		150.34	.22	150.56		2846.69
53	ML DOMESTIC-------SCHEDULED	5768							
54	NONSCHEDULED	40							
55	ALL SERVICES	5808							
57	NW DOMESTIC-------SCHEDULED	360024	1889.46		4753.16	4.86	4758.02		6647.48
59	NY DOMESTIC-------SCHEDULED	707777	8.00						8.00
60	NONSCHEDULED	501							
61	ALL SERVICES	708278	8.00						8.00
63	PE DOMESTIC-------SCHEDULED	7075137	10235.15						10235.15
65	PE INTERNATIONAL--SCHEDULED	154314	2973.81						2973.81
67	PE TOTAL----------SCHEDULED	7273451	13208.96						13208.96
69	PI DOMESTIC-------SCHEDULED	1186254	1593.06		1227.03		1227.03		2820.09
70	NONSCHEDULED	169							
71	ALL SERVICES	1186423	1593.06		1227.03		1227.03		2820.09
73	TW DOMESTIC-------SCHEDULED	252611	2296.00	15.57	997.09		997.09		3308.66
75	UA DOMESTIC-------SCHEDULED	676656	8465.70	90.52	3437.14	2243.18	5680.32		14236.54
76	NONSCHEDULED	1536							
77	ALL SERVICES	678192	8465.70	90.52	3437.14	2243.18	5680.32		14236.54
79	UR DOMESTIC-------SCHEDULED	31471	2.85		.71		.71		3.56
81	VK DOMESTIC-------SCHEDULED		9095.00						9095.00
83	WO DOMESTIC-------SCHEDULED	211482	3588.00		37.00		37.00		3625.00
84	NONSCHEDULED		182.00						182.00
85	ALL SERVICES	211482	3770.00		37.00		37.00		3807.00
87	YX DOMESTIC-------SCHEDULED	584							
88	NONSCHEDULED	60							
89	ALL SERVICES	644							
91	COMMUNITY TOTAL								
92	DOMESTIC--------SCHEDULED	14024563	60705.38	112.63	21167.34	3006.23	24173.57		84991.58
93	NONSCHEDULED	4377	182.00						182.00
94	ALL SERVICES	14028940	60887.38	112.63	21167.34	3006.23	24173.57		85173.58
96	INTERNATIONAL--SCHEDULED	243618	3729.86		91.24	14.65	105.89		3835.75
98	TOTAL----------SCHEDULED	14268181	64435.24	112.63	21258.58	3020.88	24279.46		88827.33
99	NONSCHEDULED	4377	182.00						182.00
100	ALL SERVICES	14272558	64617.24	112.63	21258.58	3020.88	24279.46		89009.33
104	TRENTON N 0.00								
105	(MERCER COUNTY)								
106	UA DOMESTIC-------SCHEDULED	8778	.25						.25

TABLE 6
ENPLANED REVENUE PASSENGERS, ENPLANED REVENUE TONS OF CARGO AND MAIL, AND AIR TRAFFIC HUB CLASSIFICATIONS, BY TYPE OF OPERATION, BY TYPE OF SERVICE, BY COMMUNITY, AND BY CARRIER

12 MONTHS ENDED DECEMBER 31, 1985

Line No.	Area, state or country / Community / (Airport name) / Carrier / Type of operation / Type of service / Hub type and percent of enplanements	Enplaned passengers	Enplaned revenue tons: Freight	Express	U.S. Mail: Priority	Nonpriority	Total	Foreign mail	Total cargo and mail
	1	2	3	4	5	6	7	8	9
1	NEW MEXICO								
2	----------								
3									
4									
5	ALBUQUERQUE M C.52								
6	(ALBUQUERQUE SUNPRT/KIRTLNC AFB)								
7	AA DOMESTIC-------SCHEDULED	213773	127.25		376.57		376.57		503.82
8									
9	CO DOMESTIC-------SCHEDULED	159818	149.49		929.06		929.06		1078.55
10									
11	DL DOMESTIC-------SCHEDULED	115711	93.11		590.41		590.41		683.52
12									
13	EA DOMESTIC-------SCHEDULED	52981	61.78		370.01	.15	370.16		431.94
14									
15	FL DOMESTIC-------SCHEDULED	124642	102.31	38.27	12.25		12.25		152.83
16	NONSCHEDULED	220							
17	ALL SERVICES	124862	102.31	38.27	12.25		12.25		152.83
18									
19	HP DOMESTIC-------SCHEDULED	207677	26.13		91.80		91.80		117.93
20									
21	PS DOMESTIC-------SCHEDULED	22602	.08		1.01		1.01		1.09
22									
23	TW DOMESTIC-------SCHEDULED	141534	186.42	.56	1071.81		1071.81		1258.79
24									
25	UA DOMESTIC-------SCHEDULED	74764	47.13	3.17	413.53		413.53		463.83
26	NONSCHEDULED	409							
27	ALL SERVICES	75173	47.13	3.17	413.53		413.53		463.83
28									
29	WA DOMESTIC-------SCHEDULED	156968	237.05		1107.37	.06	1107.43		1344.48
30									
31	WN DOMESTIC-------SCHEDULED	615970							
32	NONSCHEDULED	426							
33	ALL SERVICES	616396							
34									
35	COMMUNITY TOTAL								
36	DOMESTIC-------SCHEDULED	1886240	1030.75	42.00	4963.82	.21	4964.03		6036.78
37	NONSCHEDULED	1055							
38	ALL SERVICES	1887295	1030.75	42.00	4963.82	.21	4964.03		6036.78
39									
40									
41									
42	FARMINGTON N C.00								
43	(FARMINGTON MUNI)								
44	AP DOMESTIC-------SCHEDULED	15799	22.61						22.61
45									
46									
47									
48	ROSWELL N C.00								
49	(INDUSTRIAL AIR CENTER)								
50									
51									
52	NEW YORK								
53	----------								
54									
55									
56	ALBANY S C.17								
57	(ALBANY COUNTY)								
58	AA DOMESTIC-------SCHEDULED	100258	248.46		38.96		38.96		287.42
59									
60	AL DOMESTIC-------SCHEDULED	274962	226.71	3.53	919.36		919.36		1149.60
61	NONSCHEDULED	1194							
62	ALL SERVICES	276156	226.71	3.53	919.36		919.36		1149.60
63									
64	EA DOMESTIC-------SCHEDULED	64718	165.80		414.70	3.54	418.24		584.12
65									
66	PE DOMESTIC-------SCHEDULED	36432	9.91						9.91
67									
68	PI DOMESTIC-------SCHEDULED	35577	15.77		126.95		126.95		142.72
69									
70	PM DOMESTIC-------SCHEDULED	2215	.85						.85
71									
72	RC DOMESTIC-------SCHEDULED	35703	24.70		210.21	.85	211.06		235.76
73									
74	UA DOMESTIC-------SCHEDULED	54538	37.41	1.80	484.10		484.10		523.31
75	NONSCHEDULED	83							
76	ALL SERVICES	54621	37.41	1.80	484.10		484.10		523.31
77									
78	UR DOMESTIC-------SCHEDULED	13271	.76		12.03		12.03		12.79
79	NONSCHEDULED	207							
80	ALL SERVICES	13476	.76		12.03		12.03		12.79
81									
82	COMMUNITY TOTAL								
83	DOMESTIC-------SCHEDULED	616074	730.45	5.33	2206.31	4.39	2210.70		2946.48
84	NONSCHEDULED	1484							
85	ALL SERVICES	617558	730.45	5.33	2206.31	4.39	2210.70		2946.48
86									
87									
88									
89	BINGHAMTON/ENDCT/JHSN CTY N C.00								
90	(BROOME COUNTY)								
91	AL DOMESTIC-------SCHEDULED	65403	43.22	.49	20.51		20.51		64.22
92	NONSCHEDULED	340							
93	ALL SERVICES	65743	43.22	.49	20.51		20.51		64.22
94									
95	UA DOMESTIC-------SCHEDULED	21521	.72		6.57		6.57		7.29
96	NONSCHEDULED	30							
97	ALL SERVICES	21551	.72		6.57		6.57		7.29
98									
99	COMMUNITY TOTAL								
100	DOMESTIC-------SCHEDULED	90924	43.94	.49	27.08		27.08		71.51
101	NONSCHEDULED	370							
102	ALL SERVICES	91294	43.94	.49	27.08		27.08		71.51
103									
104									
105									
106	BUFFALO/NIAGARA FALLS P C.46								
107	(GREATER BUFFALO INTERNATIONAL) C.46								
108	AA DOMESTIC-------SCHEDULED	115915	170.10		213.18		213.18		383.28
109									
110	AL DOMESTIC-------SCHEDULED	745079	1600.31	16.29	2194.41		2194.41		3813.01
111	NONSCHEDULED	1309							
112	ALL SERVICES	746388	1600.31	16.29	2194.41		2194.41		3813.01

TABLE 6
ENPLANED REVENUE PASSENGERS, ENPLANED REVENUE TONS OF CARGO AND MAIL, AND AIR TRAFFIC HUB CLASSIFICATIONS, BY TYPE OF OPERATION, BY TYPE OF SERVICE, BY COMMUNITY, AND BY CARRIER

12 MONTHS ENDED DECEMBER 31, 1985

Line No.	Area, state or country / Community / (Airport name) / Carrier / Type of operation / Type of service / Hub type and percent of enplanements	Enplaned passengers	Enplaned revenue tons: Freight	Express	U.S. Mail: Priority	Nonpriority	Total	Foreign mail	Total cargo and mail
	1	2	3	4	5	6	7	8	9
1	GREATER BUFFALO INTERNATIONAL (CONT.)								
2	EA DOMESTIC-------SCHEDULED	109477	730.11		1163.87	.32	1164.19		1894.30
3	NONSCHEDULED	302							
4	ALL SERVICES	109779	730.11		1163.87	.32	1164.19		1894.30
5									
6	FW DOMESTIC-------SCHEDULED	21							
7									
8	PE DOMESTIC-------SCHEDULED	418644							
9									
10	PI DOMESTIC-------SCHEDULED	2013	.38		10.76		10.76		11.14
11	NONSCHEDULED	354							
12	ALL SERVICES	2367	.38		10.76		10.76		11.14
13									
14	RC DOMESTIC-------SCHEDULED	82987	162.36	.76	509.14	27.81	536.95		700.07
15	NONSCHEDULED	81							
16	ALL SERVICES	83068	162.36	.76	509.14	27.81	536.95		700.07
17									
18	UA DOMESTIC-------SCHEDULED	119292	222.70	8.61	1326.00		1326.00		1557.31
19	NONSCHEDULED	319							
20	ALL SERVICES	119611	222.70	8.61	1326.00		1326.00		1557.31
21									
22	UR DOMESTIC-------SCHEDULED	80764	24.65		18.95		18.95		43.60
23	NONSCHEDULED	497							
24	ALL SERVICES	81261	24.65		18.95		18.95		43.60
25									
26	VK DOMESTIC-------SCHEDULED		5047.00						5047.00
27									
28	AIRPORT TOTAL								
29	DOMESTIC-------SCHEDULED	1663344	7957.61	27.66	5436.31	28.13	5464.44		13449.71
30	NONSCHEDULED	17862							
31	ALL SERVICES	1681206	7957.61	27.66	5436.31	28.13	5464.44		13449.71
32									
33	(INTERNATIONAL) C.00								
34	UR DOMESTIC-------SCHEDULED	48							
35									
36	COMMUNITY TOTAL BY CARRIER								
37	AA DOMESTIC-------SCHEDULED	119915	170.10		213.18		213.18		383.28
38									
39	AL DOMESTIC-------SCHEDULED	730079	1600.31	18.29	2194.41		2194.41		3813.01
40	NONSCHEDULED	16309							
41	ALL SERVICES	746388	1600.31	18.29	2194.41		2194.41		3813.01
42									
43	EA DOMESTIC-------SCHEDULED	109477	730.11		1163.87	.32	1164.19		1894.30
44	NONSCHEDULED	302							
45	ALL SERVICES	109779	730.11		1163.87	.32	1164.19		1894.30
46									
47	FW DOMESTIC-------SCHEDULED	21							
48									
49	PE DOMESTIC-------SCHEDULED	418644							
50									
51	PI DOMESTIC-------SCHEDULED	2013	.38		10.76		10.76		11.14
52	NONSCHEDULED	354							
53	ALL SERVICES	2367	.38		10.76		10.76		11.14
54									
55	RC DOMESTIC-------SCHEDULED	82987	162.36	.76	509.14	27.81	536.95		700.07
56	NONSCHEDULED	81							
57	ALL SERVICES	83068	162.36	.76	509.14	27.81	536.95		700.07
58									
59	UA DOMESTIC-------SCHEDULED	119292	222.70	8.61	1326.00		1326.00		1557.31
60	NONSCHEDULED	319							
61	ALL SERVICES	119611	222.70	8.61	1326.00		1326.00		1557.31
62									
63	UR DOMESTIC-------SCHEDULED	80764	24.65		18.95		18.95		43.60
64	NONSCHEDULED	497							
65	ALL SERVICES	81261	24.65		18.95		18.95		43.60
66									
67	VK DOMESTIC-------SCHEDULED		5047.00						5047.00
68									
69	COMMUNITY TOTAL								
70	DOMESTIC-------SCHEDULED	1663392	7957.61	27.66	5436.31	28.13	5464.44		13449.71
71	NONSCHEDULED	17862							
72	ALL SERVICES	1681254	7957.61	27.66	5436.31	28.13	5464.44		13449.71
73									
74									
75									
76	ELMIRA/CORNING N C.00								
77	(CHEMUNG COUNTY)								
78	AL DOMESTIC-------SCHEDULED	54812	29.99	.13	3.85		3.85		33.97
79									
80	UR DOMESTIC-------SCHEDULED	18287	1.36		1.04		1.04		2.40
81	NONSCHEDULED	72							
82	ALL SERVICES	18359	1.36		1.04		1.04		2.40
83									
84	COMMUNITY TOTAL								
85	DOMESTIC-------SCHEDULED	73099	31.35	.13	4.89		4.89		36.37
86	NONSCHEDULED	72							
87	ALL SERVICES	73171	31.35	.13	4.89		4.89		36.37
88									
89									
90									
91	ISLIP, LONG ISLAND S C.08								
92	(LONG ISLAND-MACARTHUR)								
93	AA DOMESTIC-------SCHEDULED	56344	28.14		143.10		143.10		171.24
94									
95	AL DOMESTIC-------SCHEDULED	87571	83.62	.97	175.08		175.08		259.67
96									
97	EA DOMESTIC-------SCHEDULED	115861	43.74		265.32		265.32		309.06
98									
99	PN DOMESTIC-------SCHEDULED	3833	.27						.27
100									
101	UA DOMESTIC-------SCHEDULED	23133	1.85	.28	16.02		16.02		18.15
102									
103	UR DOMESTIC-------SCHEDULED	6553	.02		.01		.01		.03
104	NONSCHEDULED	182							
105	ALL SERVICES	6735	.02		.01		.01		.03
106									
107	COMMUNITY TOTAL								
108	DOMESTIC-------SCHEDULED	297295	157.64	1.25	599.53		599.53		758.42
109	NONSCHEDULED	182							
110	ALL SERVICES	297477	157.64	1.25	599.53		599.53		758.42
111									
112									

TABLE 6
ENPLANED REVENUE PASSENGERS, ENPLANED REVENUE TONS OF CARGO AND MAIL, AND AIR TRAFFIC HUB CLASSIFICATIONS, BY TYPE OF OPERATION, BY TYPE OF SERVICE, BY COMMUNITY, AND BY CARRIER

12 MONTHS ENDED DECEMBER 31, 1985

Line No.	Area, state or country / Community / (Airport name) / Carrier / Type of operation / Type of service / Hub type and percent of enplanements	Enplaned passengers	Enplaned revenue tons: Freight	Express	U.S. Mail: Priority	Nonpriority	Total	Foreign mail	Total cargo and mail
	1	2	3	4	5	6	7	8	9
1	NEW YORK (CONT.)								
2	ITHACA/CORTLAND N 0.00								
3	(TOMPKINS COUNTY)								
4	AL DOMESTIC-------SCHEDULED	38421	44.30	.15	5.18		5.18		49.63
5									
6	UK DOMESTIC-------SCHEDULED	42551	2.20		2.01		2.01		4.21
7									
8	COMMUNITY TOTAL								
9	DOMESTIC--------SCHEDULED	80972	46.50	.15	7.19		7.19		53.84
10									
11									
12									
13	NEWBURGH N 0.00								
14	(STEWART)								
15	JW DOMESTIC-------SCHEDULED		2277.00						2277.00
16									
17	JW INTERNATIONAL--SCHEDULED		72.90						72.90
18									
19	JW TOTAL----------SCHEDULED		2349.90						2349.90
20									
21	COMMUNITY TOTAL								
22	DOMESTIC--------SCHEDULED		2277.00						2277.00
23									
24	INTERNATIONAL--SCHEDULED		72.90						72.90
25									
26	TOTAL----------SCHEDULED		2349.90						2349.90
27									
28									
29									
30	NEW YORK L 5.41								
31	(JOHN F KENNEDY INTL) 2.77								
32	AA DOMESTIC-------SCHEDULED	1172628	14537.00		877.57	1892.25	2769.82		17306.82
33									
34	AA INTERNATIONAL--SCHEDULED	472043	2895.79		315.49	.80	316.29		3212.08
35									
36	AA TOTAL----------SCHEDULED	1644671	17432.79		1193.06	1893.05	3086.11		20518.90
37									
38	AL DOMESTIC-------SCHEDULED	70332	366.47	.96	265.13		265.13		632.58
39	NONSCHEDULED	187							
40	ALL SERVICES	70519	366.47	.96	265.13		265.13		632.58
41									
42	CC DOMESTIC-------SCHEDULED	34132	13.20		614.23		614.23		627.43
43	NONSCHEDULED	88							
44	ALL SERVICES	34220	13.20		614.23		614.23		627.43
45									
46	DL DOMESTIC-------SCHEDULED	344093	3841.79		1397.85		1397.85		5239.64
47	NONSCHEDULED	366							
48	ALL SERVICES	344459	3841.79		1397.85		1397.85		5239.64
49									
50	DL INTERNATIONAL--SCHEDULED	30979	254.21		13.17		13.17		267.38
51									
52	DL TOTAL----------SCHEDULED	375072	4096.00		1411.02		1411.02		5507.02
53	NONSCHEDULED	366							
54	ALL SERVICES	375438	4096.00		1411.02		1411.02		5507.02
55									
56	EA DOMESTIC-------SCHEDULED	1017388	9799.03		6639.77	469.57	7109.34		16908.37
57									
58	EA INTERNATIONAL--SCHEDULED	130600	1578.95		416.44	7.89	424.33		2003.28
59	NONSCHEDULED	42							
60	ALL SERVICES	130642	1578.95		416.44	7.89	424.33		2003.28
61									
62	EA TOTAL----------SCHEDULED	1147988	11377.98		7056.21	477.46	7533.67		18911.65
63	NONSCHEDULED	42							
64	ALL SERVICES	1148030	11377.98		7056.21	477.46	7533.67		18911.65
65									
66	EZ DOMESTIC-------SCHEDULED		3302.00						3302.00
67									
68	FF INTERNATIONAL--SCHEDULED	45535			20.00		20.00		20.00
69	NONSCHEDULED	67279							
70	ALL SERVICES	112814			20.00		20.00		20.00
71									
72	FT DOMESTIC-------SCHEDULED		73076.42		1016.69	47.76	1064.65		74141.07
73	NONSCHEDULED	440							
74	ALL SERVICES	440	73076.42		1016.69	47.76	1064.65		74141.07
75									
76	FT INTERNATIONAL--SCHEDULED		22746.99		2548.99	1909.38	4458.37		27205.36
77	NONSCHEDULED		621.17						621.17
78	ALL SERVICES		23368.16		2548.99	1909.38	4458.37		27826.53
79									
80	FT TOTAL----------SCHEDULED		95823.41		3565.68	1957.14	5523.82		101346.43
81	NONSCHEDULED	440	621.17						621.17
82	ALL SERVICES	440	96444.58		3565.68	1957.14	5523.82		101967.60
83									
84	JW DOMESTIC-------SCHEDULED	144695	323.00						323.00
85	NONSCHEDULED	1869	.80						.80
86	ALL SERVICES	146764	323.80						323.80
87									
88	JW INTERNATIONAL--SCHEDULED	516	161.40						161.40
89	NONSCHEDULED	1717							
90	ALL SERVICES	2233	161.40						161.40
91									
92	JW TOTAL----------SCHEDULED	145411	484.40						484.40
93	NONSCHEDULED	3586	.80						.80
94	ALL SERVICES	148997	485.20						485.20
95									
96	NW DOMESTIC-------SCHEDULED	59886	11189.33		2647.44	1.42	2648.86	6.75	13845.44
97	NONSCHEDULED		.05						.05
98	ALL SERVICES	59886	11189.38		2647.44	1.42	2648.86	6.75	13845.49
99									
100	NW INTERNATIONAL--SCHEDULED	138594	719.15		444.77	2.88	447.65	1.53	1166.33
101	NONSCHEDULED		258.47						258.47
102	ALL SERVICES	138594	977.62		444.77	2.88	447.65	1.53	1426.80
103									
104	NW TOTAL----------SCHEDULED	198480	11908.48		3092.21	4.30	3096.51	8.28	15013.77
105	NONSCHEDULED		258.52						258.52
106	ALL SERVICES	198480	12167.00		3092.21	4.30	3096.51	8.28	15272.29
107									
108	PA DOMESTIC-------SCHEDULED	1277322	9271.35		11132.54	8.83	11141.37		20412.72
109	NONSCHEDULED	820							
110	ALL SERVICES	1278142	9271.35		11132.54	8.83	11141.37		20412.72
111									
112									

TABLE 6
ENPLANED REVENUE PASSENGERS, ENPLANED REVENUE TONS OF CARGO AND MAIL, AND AIR TRAFFIC HUB CLASSIFICATIONS, BY TYPE OF OPERATION, BY TYPE OF SERVICE, BY COMMUNITY, AND BY CARRIER

12 MONTHS ENDED DECEMBER 31, 1985

Line No.	Area, state or country / Community / (Airport name) / Carrier / Type of operation / Type of service / Hub type and percent of enplanements	Enplaned passengers	Enplaned revenue tons: Freight	Express	U.S. Mail: Priority	Nonpriority	Total	Foreign mail	Total cargo and mail
	1	2	3	4	5	6	7	8	9
1	JOHN F KENNEDY INTL (CCAT.)								
2	PA INTERNATIONAL--SCHEDULED	1281309	11723.95		11964.11	362.67	12326.78	8.73	24059.46
3	NONSCHEDULED	1986							
4	ALL SERVICES	1283295	11723.95		11964.11	362.67	12326.78	8.73	24059.46
5									
6	PA TOTAL----------SCHEDULED	2558631	20995.30		23096.65	371.50	23468.15	8.73	44472.18
7	NONSCHEDULED	2806							
8	ALL SERVICES	2561437	20995.30		23096.65	371.50	23468.15	8.73	44472.18
9									
10	PR DOMESTIC-------SCHEDULED	3826	15.44						15.44
11									
12	RC DOMESTIC-------SCHEDULED	32556	3.22		74.56	.37	74.93		78.15
13									
14	TA DOMESTIC-------SCHEDULED	3443							
15									
16	TW DOMESTIC-------SCHEDULED	1661158	18796.55	17.19	7045.03	15.66	7060.69	.27	25874.70
17									
18	TW INTERNATIONAL--SCHEDULED	1339921	9853.70		11106.13	1833.52	12939.65		22793.35
19									
20	TW TOTAL----------SCHEDULED	3001079	28650.25	17.19	18151.16	1849.18	20000.34	.27	46668.05
21									
22	UA DOMESTIC-------SCHEDULED	351639	3984.35	22.86	3909.72	3685.03	7594.75		11601.96
23	NONSCHEDULED	200							
24	ALL SERVICES	351839	3984.35	22.86	3909.72	3685.03	7594.75		11601.96
25									
26	UK DOMESTIC-------SCHEDULED	221674	66.71		9.38		9.38		76.09
27	NONSCHEDULED	66							
28	ALL SERVICES	221740	66.71		9.38		9.38		76.09
29									
30	WA DOMESTIC-------SCHEDULED	70478	303.66		387.11		387.11		690.77
31									
32	AIRPORT TOTAL								
33	DOMESTIC-------SCHEDULED	6537450	148892.02	41.03	36017.22	6120.89	42138.11	7.02	191078.18
34	NONSCHEDULED	4036	.85						.85
35	ALL SERVICES	6541486	148892.87	41.03	36017.22	6120.89	42138.11	7.02	191079.03
36									
37	INTERNATIONAL--SCHEDULED	3439497	49934.14		26829.10	4117.14	30946.24	10.26	80890.64
38	NONSCHEDULED	71024	879.64						879.64
39	ALL SERVICES	3510521	50813.78		26829.10	4117.14	30946.24	10.26	81770.28
40									
41	TOTAL----------SCHEDULED	9976947	198826.16	41.03	62846.32	10238.03	73084.35	17.28	271968.82
42	NONSCHEDULED	75060	880.49						880.49
43	ALL SERVICES	10052007	199706.65	41.03	62846.32	10238.03	73084.35	17.28	272849.31
44									
45	(LA GUARDIA) 2.65								
46	AA DOMESTIC-------SCHEDULED	1161271	8535.75		4000.29	2382.95	6383.24		14918.99
47	NONSCHEDULED	144							
48	ALL SERVICES	1161415	8535.75		4000.29	2382.95	6383.24		14918.99
49									
50	AA INTERNATIONAL--SCHEDULED	37841	317.23		20.92		20.92		338.15
51									
52	AA TOTAL----------SCHEDULED	1199112	8852.98		4021.21	2382.95	6404.16		15257.14
53	NONSCHEDULED	144							
54	ALL SERVICES	1199256	8852.98		4021.21	2382.95	6404.16		15257.14
55									
56	AL DOMESTIC-------SCHEDULED	673652	999.23	3.30	3401.00		3401.00		4403.53
57	NONSCHEDULED	129							
58	ALL SERVICES	673781	999.23	3.30	3401.00		3401.00		4403.53
59									
60	BN DOMESTIC-------SCHEDULED	118778	186.30	.84					187.14
61									
62	CC DOMESTIC-------SCHEDULED	5740	25.96		198.02		198.02		223.98
63	NONSCHEDULED	88							
64	ALL SERVICES	5828	25.96		198.02		198.02		223.98
65									
66	CO DOMESTIC-------SCHEDULED	251211	473.53	1.73	1299.16	.14	1299.30		1774.56
67									
68	DL DOMESTIC-------SCHEDULED	1058792	6274.82		4043.12		4043.12		10317.94
69	NONSCHEDULED	469							
70	ALL SERVICES	1059261	6274.82		4043.12		4043.12		10317.94
71									
72	DL INTERNATIONAL--SCHEDULED	30644	157.20						157.20
73									
74	DL TOTAL----------SCHEDULED	1089436	6432.02		4043.12		4043.12		10475.14
75	NONSCHEDULED	469							
76	ALL SERVICES	1089905	6432.02		4043.12		4043.12		10475.14
77									
78	EA DOMESTIC-------SCHEDULED	2965446	4351.39		8676.81	8.95	8685.76		13037.15
79	NONSCHEDULED	1286							
80	ALL SERVICES	2966732	4351.39		8676.81	8.95	8685.76		13037.15
81									
82	FH DOMESTIC-------SCHEDULED	1610	.45						.45
83									
84	FL DOMESTIC-------SCHEDULED	8013	.21						.21
85									
86	ML DOMESTIC-------SCHEDULED	120633							
87	NONSCHEDULED	549							
88	ALL SERVICES	121182							
89									
90	NW DOMESTIC-------SCHEDULED	185919	.33		2583.71		2583.71		2584.09
91	NONSCHEDULED	113							
92	ALL SERVICES	186032	.38		2583.71		2583.71		2584.09
93									
94	NY DOMESTIC-------SCHEDULED	611542							
95	NONSCHEDULED	2172							
96	ALL SERVICES	613714							
97									
98	OZ DOMESTIC-------SCHEDULED	56931	117.91	.65	630.47		630.47		749.03
99	NONSCHEDULED	1123							
100	ALL SERVICES	58054	117.91	.65	630.47		630.47		749.03
101									
102	PA DOMESTIC-------SCHEDULED	123757			48.50	.53	49.03		49.03
103	NONSCHEDULED	90							
104	ALL SERVICES	123847			48.50	.53	49.03		49.03
105									
106	PI DOMESTIC-------SCHEDULED	755963	1599.40		2420.35		2420.35		4019.75
107	NONSCHEDULED	268							
108	ALL SERVICES	756231	1599.40		2420.35		2420.35		4019.75
109									
110	PR DOMESTIC-------SCHEDULED	60506	12.13						12.13
111									
112									

TABLE 6
ENPLANED REVENUE PASSENGERS, ENPLANED REVENUE TONS OF CARGO AND MAIL, AND AIR TRAFFIC HUB CLASSIFICATIONS, BY TYPE OF OPERATION, BY TYPE OF SERVICE, BY COMMUNITY, AND BY CARRIER

12 MONTHS ENDED DECEMBER 31, 1985

Line No.	Area, state or country / Community / (Airport name) / Carrier / Type of operation / Type of service / Hub type and percent of enplanements	Enplaned passengers	Enplaned revenue tons: Freight	Express	U. S. Mail: Priority	Nonpriority	Total	Foreign mail	Total cargo and mail
	1	2	3	4	5	6	7	8	9
1	LA GUARDIA (CONT.)								
2	RC DOMESTIC--------SCHEDULED	317340	791.06	14.70	5035.99	64.71	5104.70		5910.46
3	NONSCHEDULED	122							
4	ALL SERVICES	317462	791.06	14.70	5035.99	64.71	5104.70		5910.46
5									
6	TW DOMESTIC--------SCHEDULED	407124	1226.28	12.29	2348.61	34.16	2382.77		3621.34
7	NONSCHEDULED	53							
8	ALL SERVICES	407177	1226.28	12.29	2348.61	34.16	2382.77		3621.34
9									
10	UA DOMESTIC--------SCHEDULED	555067	1177.73	39.68	4055.99	1784.56	5840.55		7057.96
11	NONSCHEDULED	174							
12	ALL SERVICES	555241	1177.73	39.68	4055.99	1784.56	5840.55		7057.96
13									
14	UK DOMESTIC--------SCHEDULED	88769	55.30		1.71		1.71		57.01
15	NONSCHEDULED	132							
16	ALL SERVICES	88901	55.30		1.71		1.71		57.01
17									
18	ZW DOMESTIC--------SCHEDULED	6452							
19									
20	AIRPORT TOTAL								
21	DOMESTIC--------SCHEDULED	9538516	25827.83	73.19	38747.73	4276.00	43023.73		68924.75
22	NONSCHEDULED	6912							
23	ALL SERVICES	9545428	25827.83	73.19	38747.73	4276.00	43023.73		68924.75
24									
25	INTERNATIONAL--SCHEDULED	68485	474.43		20.92		20.92		495.35
26									
27	TOTAL----------SCHEDULED	9607001	26302.26	73.19	38768.65	4276.00	43044.65		69420.10
28	NONSCHEDULED	6912							
29	ALL SERVICES	9613913	26302.26	73.19	38768.65	4276.00	43044.65		69420.10
30									
31	COMMUNITY TOTAL BY CARRIER								
32	AA DOMESTIC--------SCHEDULED	2333899	23072.75		4877.86	4275.20	9153.06		32225.81
33	NONSCHEDULED	144							
34	ALL SERVICES	2334043	23072.75		4877.86	4275.20	9153.06		32225.81
35									
36	AA INTERNATIONAL--SCHEDULED	509884	3213.02		336.41	.80	337.21		3550.23
37									
38	AA TOTAL----------SCHEDULED	2843783	26285.77		5214.27	4276.00	9490.27		35776.04
39	NONSCHEDULED	144							
40	ALL SERVICES	2843927	26285.77		5214.27	4276.00	9490.27		35776.04
41									
42	AL DOMESTIC--------SCHEDULED	743984	1365.70	4.28	3666.13		3666.13		5036.11
43	NONSCHEDULED	316							
44	ALL SERVICES	744300	1365.70	4.28	3666.13		3666.13		5036.11
45									
46	EN DOMESTIC--------SCHEDULED	116778	186.30	.84					187.14
47									
48	CC DOMESTIC--------SCHEDULED	59872	39.16		812.25		812.25		851.41
49	NONSCHEDULED	176							
50	ALL SERVICES	60048	39.16		812.25		812.25		851.41
51									
52	CO DOMESTIC--------SCHEDULED	251211	473.53	1.73	1299.16	.14	1299.30		1774.56
53									
54	CL DOMESTIC--------SCHEDULED	1402885	10116.01		5440.57		5440.57		15557.58
55	NONSCHEDULED	835							
56	ALL SERVICES	1403720	10116.01		5440.57		5440.57		15557.58
57									
58	CL INTERNATIONAL--SCHEDULED	61623	411.41		13.17		13.17		424.58
59									
60	CL TOTAL----------SCHEDULED	1464508	10528.02		5454.14		5454.14		15982.16
61	NONSCHEDULED	835							
62	ALL SERVICES	1465343	10528.02		5454.14		5454.14		15982.16
63									
64	EA DOMESTIC--------SCHEDULED	3982834	14150.42		15316.58	478.52	15795.10		29945.52
65	NONSCHEDULED	1286							
66	ALL SERVICES	3984120	14150.42		15316.58	478.52	15795.10		29945.52
67									
68	EA INTERNATIONAL--SCHEDULED	130600	1578.95		416.44	7.89	424.33		2003.28
69	NONSCHEDULED	42							
70	ALL SERVICES	130642	1578.95		416.44	7.89	424.33		2003.28
71									
72	EA TOTAL----------SCHEDULED	4113434	15729.37		15733.02	486.41	16219.43		31948.80
73	NONSCHEDULED	1328							
74	ALL SERVICES	4114762	15729.37		15733.02	486.41	16219.43		31948.80
75									
76	EZ DOMESTIC--------SCHEDULED		3302.00						3302.00
77									
78	FE INTERNATIONAL--SCHEDULED	45535			20.00		20.00		20.00
79	NONSCHEDULED	67279							
80	ALL SERVICES	112814			20.00		20.00		20.00
81									
82	FH DOMESTIC--------SCHEDULED	1610	.45						.45
83									
84	FL DOMESTIC--------SCHEDULED	8613	.21						.21
85									
86	FT DOMESTIC--------SCHEDULED		73076.42		1016.89	47.76	1064.65		74141.07
87	NONSCHEDULED	440							
88	ALL SERVICES	440	73076.42		1016.69	47.76	1064.65		74141.07
89									
90	FT INTERNATIONAL--SCHEDULED		22746.99		2548.59	1909.38	4458.37		27205.36
91	NONSCHEDULED		621.17						621.17
92	ALL SERVICES		23366.16		2548.59	1909.38	4458.37		27826.53
93									
94	FT TOTAL----------SCHEDULED		95823.41		3565.88	1957.14	5523.02		101346.43
95	NONSCHEDULED	440	621.17						621.17
96	ALL SERVICES	440	96444.58		3565.83	1957.14	5523.02		101967.60
97									
98	JW DOMESTIC--------SCHEDULED	144895	323.00						323.00
99	NONSCHEDULED	1869	.80						.80
100	ALL SERVICES	146764	323.80						323.80
101									
102	JW INTERNATIONAL--SCHEDULED	516	161.40						161.40
103	NONSCHEDULED	1717							
104	ALL SERVICES	2233	161.40						161.40
105									
106	JW TOTAL----------SCHEDULED	145411	484.40						484.40
107	NONSCHEDULED	3586	.80						.80
108	ALL SERVICES	148997	485.20						485.20
109									
110	ML DOMESTIC--------SCHEDULED	120633							
111	NONSCHEDULED	549							
112	ALL SERVICES	121182							

AD-A171 840 AIRPORT ACTIVITY STATISTICS OF CERTIFICATED ROUTE AIR CARRIERS(U) FEDERAL AVIATION ADMINISTRATION WASHINGTON DC OFFICE OF MANAGEMENT SYSTEMS 31 DEC 85 2/4

UNCLASSIFIED F/G 1/5 NL

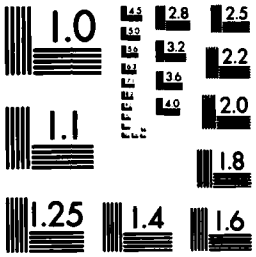

'CROCOPY RESOLUTION TEST CHART
NATIONAL BUREAU OF STANDARDS-1963-A

TABLE 6
ENPLANED REVENUE PASSENGERS, ENPLANED REVENUE TONS OF CARGO AND MAIL, AND AIR TRAFFIC HUB CLASSIFICATIONS, BY TYPE OF OPERATION, BY TYPE OF SERVICE, BY COMMUNITY, AND BY CARRIER

12 MONTHS ENDED DECEMBER 31, 1965

Line No.	Area, state or country / Community / (Airport name) / Carrier / Type of operation / Type of service / Hub type and percent of enplanements	Enplaned passengers	Enplaned revenue tons: Freight	Express	U. S. Mail: Priority	Nonpriority	Total	Foreign mail	Total cargo and mail
	1	2	3	4	5	6	7	8	9
1	COMMUNITY TOTAL BY CARRIER (CONT.)								
2	NW DOMESTIC-------SCHEDULED	245805	11190.21		5231.15	1.42	5232.57	6.75	16429.53
3	NONSCHEDULED	113	.05						.05
4	ALL SERVICES	245918	11190.26		5231.15	1.42	5232.57	6.75	16429.58
6	NW INTERNATIONAL--SCHEDULED	138594	719.15		444.77	2.88	447.65	1.53	1168.33
7	NONSCHEDULED		258.47						258.47
8	ALL SERVICES	138594	977.62		444.77	2.88	447.65	1.53	1426.80
10	NW TOTAL----------SCHEDULED	384399	11909.36		5675.92	4.30	5680.22	8.28	17597.86
11	NONSCHEDULED	113	258.52						258.52
12	ALL SERVICES	384512	12167.88		5675.92	4.30	5680.22	8.28	17856.38
14	NY DOMESTIC-------SCHEDULED	611542							
15	NONSCHEDULED	2172							
16	ALL SERVICES	613714							
18	OZ DOMESTIC-------SCHEDULED	56531	117.91	.65	630.47		630.47		749.03
19	NONSCHEDULED	1123							
20	ALL SERVICES	58054	117.91	.65	630.47		630.47		749.03
22	PA DOMESTIC-------SCHEDULED	1401079	9271.35		11181.04	9.36	11190.40		20461.75
23	NONSCHEDULED	910							
24	ALL SERVICES	1401989	9271.35		11181.04	9.36	11190.40		20461.75
26	PA INTERNATIONAL--SCHEDULED	1281309	11723.95		11964.11	362.67	12326.78	6.73	24059.46
27	NONSCHEDULED	1986							
28	ALL SERVICES	1283295	11723.95		11964.11	362.67	12326.78	6.73	24059.46
30	PA TOTAL----------SCHEDULED	2682388	20995.30		23145.15	372.03	23517.18	8.73	44521.21
31	NONSCHEDULED	2896							
32	ALL SERVICES	2685284	20995.30		23145.15	372.03	23517.18	8.73	44521.21
34	PI DOMESTIC-------SCHEDULED	755963	1599.40		2420.35		2420.35		4019.75
35	NONSCHEDULED	268							
36	ALL SERVICES	756231	1599.40		2420.35		2420.35		4019.75
38	PM DOMESTIC-------SCHEDULED	56332	27.57						27.57
40	RC DOMESTIC-------SCHEDULED	349896	794.28	14.70	5114.55	65.08	5179.63		5988.61
41	NONSCHEDULED	122							
42	ALL SERVICES	350018	794.28	14.70	5114.55	65.08	5179.63		5988.61
44	TA DOMESTIC-------SCHEDULED	3443							
46	TW DOMESTIC-------SCHEDULED	2068282	20022.83	29.48	9393.64	49.82	9443.46	.27	29496.04
47	NONSCHEDULED	53							
48	ALL SERVICES	2068335	20022.83	29.48	9393.64	49.82	9443.46	.27	29496.04
50	TW INTERNATIONAL--SCHEDULED	1339921	9853.70		11106.13	1883.52	12989.65		22793.35
52	TW TOTAL----------SCHEDULED	3408203	29876.53	29.48	20499.77	1883.34	22383.11	.27	52289.39
53	NONSCHEDULED	53							
54	ALL SERVICES	3408256	29876.53	29.48	20499.77	1883.34	22383.11	.27	52289.39
56	UA DOMESTIC-------SCHEDULED	950706	5162.08	62.54	7565.71	5869.59	13435.30		18659.92
57	NONSCHEDULED	374							
58	ALL SERVICES	951080	5162.08	62.54	7565.71	5869.59	13435.30		18659.92
60	UR DOMESTIC-------SCHEDULED	316443	124.01		11.09		11.09		135.10
61	NONSCHEDULED	198							
62	ALL SERVICES	316641	124.01		11.09		11.09		135.10
64	WA DOMESTIC-------SCHEDULED	70478	303.66		387.11		387.11		690.77
66	ZM DOMESTIC-------SCHEDULED	6452							
68	COMMUNITY TOTAL								
69	DOMESTIC-------SCHEDULED	16075966	174719.85	114.22	74764.95	10396.89	85161.84	7.02	260002.93
70	NONSCHEDULED	10948	.85						.85
71	ALL SERVICES	16086914	174720.70	114.22	74764.95	10396.89	85161.84	7.02	260003.76
73	INTERNATIONAL--SCHEDULED	3507582	50408.57		26850.02	4117.14	30967.16	10.26	81385.99
74	NONSCHEDULED	71624	879.64						879.64
75	ALL SERVICES	3579206	51288.21		26850.02	4117.14	30967.16	10.26	82265.63
77	TOTAL----------SCHEDULED	19583948	225128.42	114.22	101614.97	14514.03	116129.00	17.28	341388.92
78	NONSCHEDULED	81972	880.49						880.49
79	ALL SERVICES	19665920	226008.91	114.22	101614.97	14514.03	116129.00	17.28	342269.41
83	ROCHESTER M 0.34								
84	(ROCHESTER-MONROE COUNTY)								
85	AA DOMESTIC-------SCHEDULED	111194	108.83		201.25		201.25		310.08
87	AL DOMESTIC-------SCHEDULED	485689	344.37	6.92	679.39		679.39		1030.68
88	NONSCHEDULED	3682							
89	ALL SERVICES	489371	344.37	6.92	679.39		679.39		1030.68
91	EA DOMESTIC-------SCHEDULED	67966	362.72		889.93	.53	890.46		1253.18
93	FW DOMESTIC-------SCHEDULED	67							
95	IN DOMESTIC-------SCHEDULED	2146							
97	NY DOMESTIC-------SCHEDULED	62751							
98	NONSCHEDULED	139							
99	ALL SERVICES	62890							
101	PE DOMESTIC-------SCHEDULED	154722	5.10						5.10
103	PI DOMESTIC-------SCHEDULED	43088	35.95		113.81		113.81		149.76
105	RC DOMESTIC-------SCHEDULED	69512	55.06		376.87	3.93	380.80		435.86
107	UA DOMESTIC-------SCHEDULED	102349	140.36	6.56	605.67		605.67		752.59
109	UR DOMESTIC-------SCHEDULED	126609	50.30		12.99		12.99		63.29
110	NONSCHEDULED	77							
111	ALL SERVICES	126686	50.30		12.99		12.99		63.29
112									

TABLE 6
ENPLANED REVENUE PASSENGERS, ENPLANED REVENUE TONS OF CARGO AND MAIL, AND AIR TRAFFIC
HUB CLASSIFICATIONS, BY TYPE OF OPERATION, BY TYPE OF SERVICE, BY COMMUNITY, AND BY CARRIER

12 MONTHS ENDED DECEMBER 31, 1985

Line No.	Area, state or country / Community / (Airport name) / Carrier / Type of operation / Type of service / Hub type and percent of enplanements	Enplaned passengers	Enplaned revenue tons: Freight	Express	U. S. Mail: Priority	Nonpriority	Total	Foreign mail	Total cargo and mail
	1	2	3	4	5	6	7	8	9
1	COMMUNITY TOTAL								
2	DOMESTIC-------SCHEDULED	1226093	1102.69	13.48	2879.91	4.46	2884.37		4000.54
3	NONSCHEDULED	3898							
4	ALL SERVICES	1229991	1102.69	13.48	2879.91	4.46	2884.37		4000.54
8	SYRACUSE M C.36								
9	(CLARENCE E HANCOCK)								
10	AA DOMESTIC-------SCHEDULED	114902	187.75		248.98	1.11	250.09		437.84
12	AL DOMESTIC-------SCHEDULED	373269	341.21	8.02	711.47		711.47		1060.70
13	NONSCHEDULED	1180							
14	ALL SERVICES	374449	341.21	3.02	711.47		711.47		1060.70
16	EA DOMESTIC-------SCHEDULED	86093	233.25		641.30		641.30		874.55
18	FT DOMESTIC-------SCHEDULED		2028.24		51.30		51.30		2079.54
20	IN DOMESTIC-------SCHEDULED	916							
22	LZ DOMESTIC-------NONSCHEDULED	110	2.75						2.75
24	PE DOMESTIC-------SCHEDULED	215211							
26	RC DOMESTIC-------SCHEDULED	48747	44.52		289.53	4.28	294.21		338.73
28	TW DOMESTIC-------SCHEDULED	41249	39.79		177.99		177.99		217.78
30	UA DOMESTIC-------SCHEDULED	70402	58.13	.85	498.84		498.84		557.82
31	NONSCHEDULED	376							
32	ALL SERVICES	70778	58.13	.85	498.84		498.84		557.82
34	UK DOMESTIC-------SCHEDULED	365291	187.61		16.25		16.25		203.86
35	NONSCHEDULED	340							
36	ALL SERVICES	365631	187.61		16.25		16.25		203.86
38	COMMUNITY TOTAL								
39	DOMESTIC-------SCHEDULED	1318680	3120.50	8.87	2636.06	5.39	2641.45		5770.82
40	NONSCHEDULED	2006	2.75						2.75
41	ALL SERVICES	1318686	3123.25	8.87	2636.06	5.39	2641.45		5773.57
45	UTICA/ROME N C.00								
46	(ONEIDA COUNTY)								
47	UR DOMESTIC-------SCHEDULED	33484	13.82		4.93		4.93		18.75
48	NONSCHEDULED	4							
49	ALL SERVICES	33488	13.82		4.93		4.93		18.75
53	WATERTOWN N C.00								
54	(WATERTOWN MUNICIPAL)								
55	UR DOMESTIC-------SCHEDULED	2795	.24						.24
59	WHITE PLAINS N C.00								
60	(WESTCHESTER COUNTY)								
61	AL DOMESTIC-------SCHEDULED	5309							
63	AY DOMESTIC-------SCHEDULED	36829							
65	RC DOMESTIC-------SCHEDULED	24739	.94		1.46		1.46		2.40
67	UA DOMESTIC-------SCHEDULED	11122	1.23	.03					1.26
69	UK DOMESTIC-------SCHEDULED	12416	2.66		.49		.49		3.15
71	ZM DOMESTIC-------SCHEDULED	13241							
73	COMMUNITY TOTAL								
74	DOMESTIC-------SCHEDULED	107656	4.83	.03	1.95		1.95		6.81
78	NORTH CAROLINA								
82	ASHEVILLE N C.00								
83	(ASHEVILLE MUNI)								
84	PI DOMESTIC-------SCHEDULED	135520	372.27		346.23		346.23		718.50
85	NONSCHEDULED	224							
86	ALL SERVICES	135744	372.27		346.23		346.23		718.50
90	CHARLOTTE L 1.40								
91	(DOUGLAS MUNI)								
92	AA DOMESTIC-------SCHEDULED	75664	211.79		1.76		1.76		213.55
94	AL DOMESTIC-------SCHEDULED	54305	57.01	2.41	250.19		250.19		309.61
96	DL DOMESTIC-------SCHEDULED	143629	1215.29		349.09		349.09		1564.38
98	EA DOMESTIC-------SCHEDULED	781039	1387.95		6091.83	2.05	6091.88		7479.83
100	FT DOMESTIC-------SCHEDULED		1549.06		14.67	3.88	18.55		1567.61
102	LZ DOMESTIC-------SCHEDULED	34439	80.83	5.37	443.52		443.52		529.72
103	NONSCHEDULED	184							
104	ALL SERVICES	34623	80.83	5.37	443.52		443.52		529.72
106	PA DOMESTIC-------SCHEDULED	22239	10.04		.21		.21		10.25
107	NONSCHEDULED	280							
108	ALL SERVICES	22521	10.04		.21		.21		10.25
110	PE DOMESTIC-------SCHEDULED	69108							

TABLE 6
ENPLANED REVENUE PASSENGERS, ENPLANED REVENUE TONS OF CARGO AND MAIL, AND AIR TRAFFIC HUB CLASSIFICATIONS, BY TYPE OF OPERATION, BY TYPE OF SERVICE, BY COMMUNITY, AND BY CARRIER

12 MONTHS ENDED DECEMBER 31, 1965

Line No.	Area, state or country / Community / (Airport name) / Carrier / Type of operation / Type of service / Hub type and percent of enplanements	Enplaned passengers	Enplaned revenue tons: Freight	Express	U. S. Mail: Priority	Nonpriority	Total	Foreign mail	Total cargo and mail
	1	2	3	4	5	6	7	8	9
1	DOUGLAS MUNI (CONT.)								
2	PI DOMESTIC-------SCHEDULED	3868358	9634.88		7720.09		7720.09		17354.97
3	NONSCHEDULED	886							
4	ALL SERVICES	3869244	9634.88		7720.09		7720.09		17354.97
5									
6	TW DOMESTIC-------SCHEDULED	8383	4.24		1.06		1.06		5.30
7									
8	UA DOMESTIC-------SCHEDULED	43946	82.38	1.70	225.48		225.48		309.56
9	NONSCHEDULED	41							
10	ALL SERVICES	43987	82.38	1.70	225.48		225.48		309.56
11									
12	VK DOMESTIC-------SCHEDULED		4292.00						4292.00
13									
14	COMMUNITY TOTAL								
15	DOMESTIC-------SCHEDULED	5101306	18525.47	9.48	15096.10	5.73	15101.83		33636.78
16	NONSCHEDULED	1397							
17	ALL SERVICES	5102703	18525.47	9.48	15096.10	5.73	15101.83		33636.78
18									
19									
20									
21	FAYETTEVILLE S C.06								
22	(FAYETTEVILLE MUNI/GRANNIS FLD)								
23	AA DOMESTIC-------SCHEDULED	22260	6.72		.06		.06		6.78
24									
25	PI DOMESTIC-------SCHEDULED	178587	196.59		397.27		397.27		593.86
26									
27	COMMUNITY TOTAL								
28	DOMESTIC-------SCHEDULED	201247	203.31		397.33		397.33		600.64
29									
30									
31									
32	GREENSBORO/HIGH PT/WINSTN M C.30								
33	(GREENSBORO-HIGH PT-WINSTN REG.)								
34	AA DOMESTIC-------SCHEDULED	23653	32.28		14.16		14.16		46.44
35									
36	AL DOMESTIC-------SCHEDULED	41045	87.14	.31	189.75		189.75		277.20
37	NONSCHEDULED	65							
38	ALL SERVICES	41110	87.14	.31	189.75		189.75		277.20
39									
40	DL DOMESTIC-------SCHEDULED	131281	635.58		439.53		439.53		1075.11
41	NONSCHEDULED	485							
42	ALL SERVICES	131766	635.58		439.53		439.53		1075.11
43									
44	EA DOMESTIC-------SCHEDULED	163347	1105.57		1413.61	.13	1413.74		2519.31
45									
46	OZ DOMESTIC-------SCHEDULED	15096	30.94		43.04		43.04		73.88
47	NONSCHEDULED	108							
48	ALL SERVICES	15204	30.84		43.04		43.04		73.88
49									
50	PE DOMESTIC-------SCHEDULED	56456	69.17						69.17
51									
52	PI DOMESTIC-------SCHEDULED	591465	1458.17		705.80		705.80		2163.97
53	NONSCHEDULED	1895							
54	ALL SERVICES	593360	1458.17		705.80		705.80		2163.97
55									
56	UA DOMESTIC-------SCHEDULED	37629	70.96	1.62	220.09		220.09		292.67
57									
58	COMMUNITY TOTAL								
59	DOMESTIC-------SCHEDULED	1099972	3489.71	1.93	3025.58	.13	3026.11		6517.75
60	NONSCHEDULED	2553							
61	ALL SERVICES	1102525	3439.71	1.93	3025.58	.13	3026.11		6517.75
62									
63									
64									
65	JACKSONVILLE/CAMP LEJEUNE N C.00								
66	(ALBERT J ELLIS)								
67	PI DOMESTIC-------SCHEDULED	95877	25.93		.01		.01		25.94
68									
69									
70									
71	KINSTON N C.00								
72	(STALLINGS FIELD)								
73	PI DOMESTIC-------SCHEDULED	83151	75.71		1.03		1.03		76.74
74	NONSCHEDULED	729							
75	ALL SERVICES	83880	75.71		1.03		1.03		76.74
76									
77									
78									
79	RALEIGH/DURHAM M C.37								
80	(RALEIGH-DURHAM)								
81	AA DOMESTIC-------SCHEDULED	35738	50.05		.64		.64		50.69
82									
83	AL DOMESTIC-------SCHEDULED	76463	60.70	.17	248.68		248.68		309.55
84	NONSCHEDULED	62							
85	ALL SERVICES	76525	60.70	.17	248.68		248.68		309.55
86									
87	DL DOMESTIC-------SCHEDULED	216952	1234.55		625.96		625.96		1860.51
88	NONSCHEDULED	247							
89	ALL SERVICES	217199	1234.55		625.96		625.96		1860.51
90									
91	DL INTERNATIONAL--SCHEDULED	134							
92									
93	DL TOTAL----------SCHEDULED	217086	1234.55		625.96		625.96		1860.51
94	NONSCHEDULED	247							
95	ALL SERVICES	217333	1234.55		625.96		625.96		1860.51
96									
97	EA DOMESTIC-------SCHEDULED	304519	804.81		1334.51	11.15	1345.66		2150.47
98	NONSCHEDULED	149							
99	ALL SERVICES	304668	804.81		1334.51	11.15	1345.66		2150.47
100									
101	NY DOMESTIC-------SCHEDULED	10857							
102									
103	OZ DOMESTIC-------SCHEDULED	40620	32.58	.76	31.22		31.22		64.56
104	NONSCHEDULED	828							
105	ALL SERVICES	41448	32.58	.76	31.22		31.22		64.56
106									
107	PA DOMESTIC-------SCHEDULED	25170	.88						.88
108	NONSCHEDULED	187							
109	ALL SERVICES	25357	.88						.88
110									
111									
112									

TABLE 6
ENPLANED REVENUE PASSENGERS, ENPLANED REVENUE TONS OF CARGO AND MAIL, AND AIR TRAFFIC HUB CLASSIFICATIONS, BY TYPE OF OPERATION, BY TYPE OF SERVICE, BY COMMUNITY, AND BY CARRIER

12 MONTHS ENDED DECEMBER 31, 1985

Line No.	Area, state or country / Community (Airport name) / Carrier / Type of operation / Type of service / Hub type and percent of enplanements	Enplaned passengers	Enplaned revenue tons: Freight	Express	U. S. Mail: Priority	Nonpriority	Total	Foreign mail	Total cargo and mail
	1	2	3	4	5	6	7	8	9
1	RALEIGH-DURHAM (CONT.)								
2	PE DOMESTIC-------SCHEDULED	42209	16.13						16.13
3									
4	PI DOMESTIC-------SCHEDULED	456895	491.00		556.39		556.39		1047.39
5	NONSCHEDULED	1643							
6	ALL SERVICES	500538	491.00		556.39		556.39		1047.39
7									
8	TW DOMESTIC-------SCHEDULED	18672	11.91		.03		.03		11.94
9									
10	UA DOMESTIC-------SCHEDULED	71732	77.33	1.05	617.68		617.68		696.06
11									
12	COMMUNITY TOTAL								
13	DOMESTIC-------SCHEDULED	1341327	2779.94	1.98	3415.11	11.15	3426.26		6208.18
14	NONSCHEDULED	3116							
15	ALL SERVICES	1344443	2779.94	1.98	3415.11	11.15	3426.26		6208.18
16									
17	INTERNATIONAL--SCHEDULED	134							
18									
19	TOTAL----------SCHEDULED	1341461	2779.94	1.96	3415.11	11.15	3426.26		6208.18
20	NONSCHEDULED	3116							
21	ALL SERVICES	1345077	2779.94	1.98	3415.11	11.15	3426.26		6208.18
22									
23									
24									
25	WILMINGTON N C.CC								
26	(NEW HANOVER COUNTY)								
27	PI DOMESTIC-------SCHEDULED	141775	166.09		12.76		12.76		178.85
28	NONSCHEDULED	75							
29	ALL SERVICES	141850	166.09		12.76		12.76		178.85
30									
31									
32									
33	NORTH DAKOTA								
34	----------								
35									
36									
37	BISMARCK/MANDAN N C.CC								
38	(BISMARCK MUNI)								
39	FL DOMESTIC-------SCHEDULED	30146	27.60	.57					28.17
40									
41	NW DOMESTIC-------SCHEDULED	50738	35.30		157.46	.01	157.47		192.77
42									
43	RC DOMESTIC-------SCHEDULED	38737	48.15		59.09	2.65	61.74		109.89
44									
45	WA DOMESTIC-------SCHEDULED	17240	11.52		5.50	.12	6.02		17.54
46									
47	COMMUNITY TOTAL								
48	DOMESTIC-------SCHEDULED	136861	122.57	.57	222.45	2.78	225.23		348.37
49									
50									
51									
52	FARGO/MOORHEAD S C.CS								
53	(HECTOR FIELD)								
54	FL DOMESTIC-------SCHEDULED	22172	66.60	1.25	.79		.79		68.64
55									
56	NW DOMESTIC-------SCHEDULED	91168	105.71		548.51		548.51		654.22
57									
58	RC DOMESTIC-------SCHEDULED	55115	105.71		396.87	3.12	401.99		507.70
59	NONSCHEDULED	48							
60	ALL SERVICES	55163	105.71		396.87	3.12	401.99		507.70
61									
62	UA DOMESTIC-------SCHEDULED	16555	13.92	.38	45.67		45.67		59.97
63									
64	COMMUNITY TOTAL								
65	DOMESTIC-------SCHEDULED	185030	291.94	1.63	593.84	3.12	596.96		1290.53
66	NONSCHEDULED	48							
67	ALL SERVICES	185078	291.94	1.63	593.84	3.12	596.96		1290.53
68									
69									
70									
71	GRAND FORKS N C.CC								
72	(GRAND FORKS INTERNATIONAL)								
73	NW DOMESTIC-------SCHEDULED	44411	40.74		6.38		6.38		47.12
74									
75	RC DOMESTIC-------SCHEDULED	37606	33.42		6.12	.70	6.82		40.24
76									
77	COMMUNITY TOTAL								
78	DOMESTIC-------SCHEDULED	82017	74.16		12.50	.70	13.20		87.36
79									
80									
81									
82	MINOT N C.CC								
83	(MINOT INTERNATIONAL)								
84	FL DOMESTIC-------SCHEDULED	22214	26.61	.12	.54		.54		27.27
85									
86	RC DOMESTIC-------SCHEDULED	41564	40.68	.16	89.36	1.12	90.48		131.32
87									
88	COMMUNITY TOTAL								
89	DOMESTIC-------SCHEDULED	64178	67.29	.28	89.90	1.12	91.02		158.59
90									
91									
92									
93	OHIO								
94	----------								
95									
96									
97	AKRON/CANTON N C.CC								
98	(AKRON-CANTON)								
99	EA DOMESTIC-------SCHEDULED	38022	44.76		80.81	.24	81.05		125.75
100									
101	PI DOMESTIC-------SCHEDULED	56702	41.71		429.03		429.03		470.74
102	NONSCHEDULED	100							
103	ALL SERVICES	56802	41.71		429.03		429.03		470.74
104									
105	RC DOMESTIC-------SCHEDULED	5404	12.19		33.23	.20	33.43		45.62
106									
107	UA DOMESTIC-------SCHEDULED	36477	27.63	2.74	.62		.62		31.02
108	NONSCHEDULED	121							
109	ALL SERVICES	36598	27.63	2.74	.62		.62		31.02
110									
111									
112									

TABLE 6
ENPLANED REVENUE PASSENGERS, ENPLANED REVENUE TONS OF CARGO AND MAIL, AND AIR TRAFFIC HUB CLASSIFICATIONS, BY TYPE OF OPERATION, BY TYPE OF SERVICE, BY COMMUNITY, AND BY CARRIER

12 MONTHS ENDED DECEMBER 31, 1985

Line No.	Area, state or country / Community / (Airport name) / Carrier / Type of operation / Type of service / Hub type and percent of enplanements	Enplaned passengers	Enplaned revenue tons: Freight	Express	U.S. Mail: Priority	Nonpriority	Total	Foreign mail	Total cargo and mail
	1	2	3	4	5	6	7	8	9
1	AKRON-CANTON (CONT.)								
2	ZW DOMESTIC-------SCHEDULED	9213	6.00		2.00		2.00		8.00
3									
4	COMMUNITY TOTAL								
5	DOMESTIC-------SCHEDULED	143818	132.26	2.74	545.69	.44	546.13		681.13
6	NONSCHEDULED	221							
7	ALL SERVICES	144039	132.26	2.74	545.69	.44	546.13		681.13
8									
9									
10									
11	CINCINNATI M 0.55								
12	(GREATER CINCINNATI)								
13	AA DOMESTIC-------SCHEDULED	144897	426.00		136.00		136.00		562.00
14	NONSCHEDULED	110							
15	ALL SERVICES	145007	426.00		136.00		136.00		562.00
16									
17	AL DOMESTIC-------SCHEDULED	180813	302.75	5.64	658.66		658.66		967.05
18	NONSCHEDULED	314							
19	ALL SERVICES	181127	302.75	5.64	658.66		658.66		967.05
20									
21	CO DOMESTIC-------SCHEDULED	47551	276.36		141.49		141.49		417.85
22									
23	DL DOMESTIC-------SCHEDULED	958048	4449.77		2644.61		2644.61		7094.38
24	NONSCHEDULED	483							
25	ALL SERVICES	958531	4449.77		2644.61		2644.61		7094.38
26									
27	FT DOMESTIC-------SCHEDULED		78.13		1.38		1.38		79.51
28									
29	HL DOMESTIC-------SCHEDULED	18203							
30									
31	NY DOMESTIC-------SCHEDULED	5624							
32									
33	PA DOMESTIC-------SCHEDULED	14198	11.48		115.46	.42	115.88	1.72	129.08
34	NONSCHEDULED	366							
35	ALL SERVICES	14564	11.48		115.46	.42	115.88	1.72	129.08
36									
37	PE DOMESTIC-------SCHEDULED	81012	22.61						22.61
38									
39	PI DOMESTIC-------SCHEDULED	159536	1047.44		456.42		456.42		1503.86
40	NONSCHEDULED	827							
41	ALL SERVICES	160363	1047.44		456.42		456.42		1503.86
42									
43	RC DOMESTIC-------SCHEDULED	135637	255.96	2.32	1466.80	15.43	1482.23		1740.51
44	NONSCHEDULED	83							
45	ALL SERVICES	135720	255.96	2.32	1466.80	15.43	1482.23		1740.51
46									
47	RO DOMESTIC-------SCHEDULED	1690	1.27						1.27
48									
49	TW DOMESTIC-------SCHEDULED	125842	219.82	3.63	461.38	4.99	466.37		689.82
50	NONSCHEDULED	132							
51	ALL SERVICES	125974	219.82	3.63	461.38	4.99	466.37		689.82
52									
53	UA DOMESTIC-------SCHEDULED	83100	68.18	.65	597.35		597.35		666.18
54	NONSCHEDULED	653							
55	ALL SERVICES	83753	68.18	.65	597.35		597.35		666.18
56									
57	ZC DOMESTIC-------SCHEDULED	25842							
58	NONSCHEDULED	8015							
59	ALL SERVICES	33857							
60									
61	ZM DOMESTIC-------SCHEDULED	21410							
62									
63	COMMUNITY TOTAL								
64	DOMESTIC-------SCHEDULED	2003403	7154.77	12.24	6679.55	20.84	6700.39	1.72	13874.12
65	NONSCHEDULED	10983							
66	ALL SERVICES	2014386	7159.77	12.24	6679.55	20.84	6700.39	1.72	13874.12
67									
68									
69									
70	CLEVELAND M 0.83								
71	(HOPKINS INTERNATIONAL)								
72	AA DOMESTIC-------SCHEDULED	253265	910.85		93.65	1.02	94.67		1005.52
73									
74	AL DOMESTIC-------SCHEDULED	324857	362.78	5.47	1122.36		1122.36		1490.61
75	NONSCHEDULED	13634							
76	ALL SERVICES	338491	362.78	5.47	1122.36		1122.36		1490.61
77									
78	CO DOMESTIC-------SCHEDULED	163724	115.13		1140.28		1140.28		1255.41
79									
80	DL DOMESTIC-------SCHEDULED	210858	630.54		612.57		612.57		1243.11
81	NONSCHEDULED	88							
82	ALL SERVICES	210946	630.54		612.57		612.57		1243.11
83									
84	EA DOMESTIC-------SCHEDULED	181880	431.51		1124.59	30.17	1154.76		1586.27
85	NONSCHEDULED	244							
86	ALL SERVICES	182124	431.51		1124.59	30.17	1154.76		1586.27
87									
88	FT DOMESTIC-------SCHEDULED		67.46		2.66		2.66		70.12
89	NONSCHEDULED		63.15						63.15
90	ALL SERVICES		130.61		2.66		2.66		133.27
91									
92	IN DOMESTIC-------SCHEDULED	7715							
93									
94	NL DOMESTIC-------SCHEDULED	113982							
95	NONSCHEDULED	334							
96	ALL SERVICES	114316							
97									
98	NW DOMESTIC-------SCHEDULED	219146	317.53		1828.66	.04	1828.70		2146.23
99	NONSCHEDULED	109							
100	ALL SERVICES	219255	317.53		1828.66	.04	1828.70		2146.23
101									
102	OZ DOMESTIC-------SCHEDULED	41817	63.94	.15	226.77		226.77		290.86
103	NONSCHEDULED	943	4.46						4.46
104	ALL SERVICES	42760	68.40	.15	226.77		226.77		295.32
105									
106	PA DOMESTIC-------SCHEDULED	34075	9.26		50.81		50.81		60.07
107	NONSCHEDULED	109							
108	ALL SERVICES	34184	9.26		50.81		50.81		60.07
109									
110	PE DOMESTIC-------SCHEDULED	198224							
111									
112									

TABLE 6
ENPLANED REVENUE PASSENGERS, ENPLANED REVENUE TONS OF CARGO AND MAIL, AND AIR TRAFFIC HUB CLASSIFICATIONS, BY TYPE OF OPERATION, BY TYPE OF SERVICE, BY COMMUNITY, AND BY CARRIER

12 MONTHS ENDED DECEMBER 31, 1985

Line No.	Area, state or country / Community / (Airport name) / Carrier / Type of operation / Type of service / Hub type and percent of enplanements	Enplaned passengers	Enplaned revenue tons: Freight	Express	U.S. Mail: Priority	Nonpriority	Total	Foreign mail	Total cargo and mail
	1	2	3	4	5	6	7	8	9
1	HOPKINS INTERNATIONAL (CONT.)								
2	PI DOMESTIC-------SCHEDULED	107673	176.96		644.81		644.81		821.77
3									
4	RC DOMESTIC-------SCHEDULED	77434	79.82	1.72	527.13	9.00	536.13		1017.67
5									
6	TW DOMESTIC-------SCHEDULED	147521	124.39	3.07	468.52		468.52		596.38
7									
8	UA DOMESTIC-------SCHEDULED	378043	1975.87	151.64	2141.51	.15	2141.66		4269.17
9	NONSCHEDULED	1699							
10	ALL SERVICES	879742	1975.87	151.64	2141.51	.15	2141.66		4269.17
11									
12	UR DOMESTIC-------SCHEDULED	12300	5.75		1.45		1.45		7.20
13									
14	VK DOMESTIC-------SCHEDULED		6775.00						6775.00
15									
16	ZW DOMESTIC-------SCHEDULED	14512	13.00		3.00		3.00		16.00
17									
18	ZM DOMESTIC-------SCHEDULED	15728							
19									
20	COMMUNITY TOTAL								
21	DOMESTIC-------SCHEDULED	3006554	12059.79	162.05	10389.17	40.38	10429.55		22651.39
22	NONSCHEDULED	17160	67.61						67.61
23	ALL SERVICES	3023714	12127.40	162.05	10389.17	40.38	10429.55		22719.00
24									
25									
26									
27	COLUMBUS M C.42								
28	(PORT COLUMBUS INTERNATIONAL) C.42								
29	AA DOMESTIC-------SCHEDULED	138994	162.07		90.91	.87	91.78		253.85
30									
31	AL DOMESTIC-------SCHEDULED	302266	204.83	5.79	1319.16		1319.16		1529.78
32	NONSCHEDULED	368							
33	ALL SERVICES	302634	204.83	5.79	1319.16		1319.16		1529.78
34									
35	DL DOMESTIC-------SCHEDULED	175423	447.85		434.86		434.86		882.71
36									
37	EA DOMESTIC-------SCHEDULED	125228	1427.10		1420.11	.02	1420.13		2847.23
38									
39	IW DOMESTIC-------SCHEDULED	757							
40									
41	PE DOMESTIC-------SCHEDULED	215498							
42									
43	RC DOMESTIC-------SCHEDULED	83620	151.49	3.35	1515.77	10.48	1530.25		1685.10
44									
45	TW DOMESTIC-------SCHEDULED	305143	467.90	12.74	1027.22		1027.22		1507.86
46									
47	UA DOMESTIC-------SCHEDULED	129297	62.45	4.56	543.65		543.65		610.66
48	NONSCHEDULED	94							
49	ALL SERVICES	129391	62.45	4.56	543.65		543.65		610.66
50									
51	ZC DOMESTIC-------SCHEDULED	39589							
52	NONSCHEDULED	8830							
53	ALL SERVICES	48819							
54									
55	AIRPORT TOTAL								
56	DOMESTIC-------SCHEDULED	1516215	2923.69	26.45	6355.68	11.37	6367.05		9317.19
57	NONSCHEDULED	9292							
58	ALL SERVICES	1525507	2923.69	26.45	6355.68	11.37	6367.05		9317.19
59									
60	(LOCKBOURN AFB) C.00								
61	COMMUNITY TOTAL BY CARRIER								
62	AA DOMESTIC-------SCHEDULED	138994	162.07		90.91	.87	91.78		253.85
63									
64	AL DOMESTIC-------SCHEDULED	302266	204.83	5.79	1319.16		1319.16		1529.78
65	NONSCHEDULED	368							
66	ALL SERVICES	302634	204.83	5.79	1319.16		1319.16		1529.78
67									
68	DL DOMESTIC-------SCHEDULED	175423	447.85		434.86		434.86		882.71
69									
70	EA DOMESTIC-------SCHEDULED	125228	1427.10		1420.11	.02	1420.13		2847.23
71									
72	IW DOMESTIC-------SCHEDULED	757							
73									
74	PE DOMESTIC-------SCHEDULED	215498							
75									
76	RC DOMESTIC-------SCHEDULED	83620	151.49	3.35	1515.77	10.48	1530.25		1685.10
77									
78	TW DOMESTIC-------SCHEDULED	305143	467.90	12.74	1027.22		1027.22		1507.86
79									
80	UA DOMESTIC-------SCHEDULED	129297	62.45	4.56	543.65		543.65		610.66
81	NONSCHEDULED	94							
82	ALL SERVICES	129391	62.45	4.56	543.65		543.65		610.66
83									
84	ZC DOMESTIC-------SCHEDULED	39589							
85	NONSCHEDULED	8830							
86	ALL SERVICES	48819							
87									
88	COMMUNITY TOTAL								
89	DOMESTIC-------SCHEDULED	1516215	2923.69	26.45	6355.68	11.37	6367.05		9317.19
90	NONSCHEDULED	9292							
91	ALL SERVICES	1525507	2923.69	26.45	6355.68	11.37	6367.05		9317.19
92									
93									
94									
95	DAYTON M C.46								
96	(JAMES M COX DAYTON MUNI)								
97	AA DOMESTIC-------SCHEDULED	15125	14.02		44.52	.04	44.56		58.58
98									
99	AL DOMESTIC-------SCHEDULED	126049	117.08	3.12	1297.92		1297.92		1418.12
100	NONSCHEDULED	67							
101	ALL SERVICES	126116	117.08	3.12	1297.92		1297.92		1418.12
102									
103	DL DOMESTIC-------SCHEDULED	148440	651.13		544.32		544.32		1195.45
104									
105	PE DOMESTIC-------SCHEDULED	36384							
106									
107	PI DOMESTIC-------SCHEDULED	1135223	2350.42		2669.47		2669.47		5019.89
108									
109	TW DOMESTIC-------SCHEDULED	163521	317.04	2.35	1323.62	.68	1324.30		1643.69
110									
111									
112									

TABLE 6
ENPLANED REVENUE PASSENGERS, ENPLANED REVENUE TONS OF CARGO AND MAIL, AND AIR TRAFFIC
HUB CLASSIFICATIONS, BY TYPE OF OPERATION, BY TYPE OF SERVICE, BY COMMUNITY, AND BY CARRIER

12 MONTHS ENDED DECEMBER 31, 1985

Line No.	Area, state or country / Community / (Airport name) / Carrier / Type of operation / Type of service / Hub type and percent of enplanements	Enplaned passengers	Enplaned revenue tons: Freight	Express	U.S. Mail: Priority	Nonpriority	Total	Foreign mail	Total cargo and mail
	1	2	3	4	5	6	7	8	9
1	JAMES M COX DAYTON MUNI (CONT.)								
2	UA DOMESTIC-------SCHEDULED	103346	82.57	3.37	672.74		672.74		758.68
3									
4	COMMUNITY TOTAL								
5	DOMESTIC-------SCHEDULED	1732088	3532.26	8.84	6552.59	.72	6553.31		10094.41
6	NONSCHEDULED	67							
7	ALL SERVICES	1732155	3532.26	8.84	6552.59	.72	6553.31		10094.41
8									
9									
10									
11	TOLEDO S C.07								
12	(TOLEDO EXPRESS)								
13	AL DOMESTIC-------SCHEDULED	58175	41.31	.86	75.40		75.40		117.57
14									
15	DL DOMESTIC-------SCHEDULED	45844	83.16		68.34		68.34		151.50
16									
17	PI DOMESTIC-------SCHEDULED	43055	25.16		125.31		125.31		150.47
18									
19	TW DOMESTIC-------SCHEDULED	51020	81.75		113.73		113.73		195.48
20									
21	UA DOMESTIC-------SCHEDULED	25846	16.13	.37	.03		.03		16.53
22									
23	ZW DOMESTIC-------SCHEDULED	36278	23.00		12.00		12.00		35.00
24	NONSCHEDULED	79							
25	ALL SERVICES	36357	23.00		12.00		12.00		35.00
26									
27	COMMUNITY TOTAL								
28	DOMESTIC-------SCHEDULED	268218	270.51	1.23	394.81		394.81		666.55
29	NONSCHEDULED	79							
30	ALL SERVICES	268297	270.51	1.23	394.81		394.81		666.55
31									
32									
33									
34	YOUNGSTOWN N C.00								
35	(YOUNGSTOWN MUNI)								
36	UA DOMESTIC-------SCHEDULED	19342	15.34	1.42	.15		.15		16.91
37									
38									
39									
40	OKLAHOMA								
41	----------								
42									
43									
44	OKLAHOMA CITY M C.40								
45	(WILL ROGERS WORLD)								
46	AA DOMESTIC-------SCHEDULED	376898	375.59		136.27		136.27		511.86
47									
48	DL DOMESTIC-------SCHEDULED	143922	208.62		780.80		780.80		989.42
49									
50	EA DOMESTIC-------SCHEDULED	77245	92.90		778.40		778.40		871.30
51	NONSCHEDULED	288							
52	ALL SERVICES	77533	92.90		778.40		778.40		871.30
53									
54	FL DOMESTIC-------SCHEDULED	105169	158.72	9.59	.32		.32		168.63
55	NONSCHEDULED	219							
56	ALL SERVICES	105388	158.72	9.59	.32		.32		168.63
57									
58	FW DOMESTIC-------SCHEDULED	618							
59									
60	JK DOMESTIC-------SCHEDULED	51928		1.00	4.00	5.00	9.00		10.00
61									
62	MC DOMESTIC-------SCHEDULED	12273							
63									
64	CZ DOMESTIC-------SCHEDULED	30725	17.95	1.94	55.65		55.65		75.74
65	NONSCHEDULED	491							
66	ALL SERVICES	31216	17.95	1.94	55.65		55.65		75.74
67									
68	RC DOMESTIC-------SCHEDULED	39272	32.44		142.40	3.02	145.42		177.86
69									
70	TW DOMESTIC-------SCHEDULED	128168	99.26		554.81		554.81		654.07
71									
72	UA DOMESTIC-------SCHEDULED	92632	58.64	9.19	1369.30		1369.30		1437.13
73									
74	VK DOMESTIC-------SCHEDULED		1152.00						1152.00
75									
76	WA DOMESTIC-------SCHEDULED	53898	235.92		680.99	8.25	689.24		925.16
77									
78	WN DOMESTIC-------SCHEDULED	310231							
79	NONSCHEDULED	588							
80	ALL SERVICES	310819							
81									
82	COMMUNITY TOTAL								
83	DOMESTIC-------SCHEDULED	1462979	2432.04	21.72	4503.14	16.27	4519.41		6973.17
84	NONSCHEDULED	1586							
85	ALL SERVICES	1464565	2432.04	21.72	4503.14	16.27	4519.41		6973.17
86									
87									
88									
89	TULSA M C.38								
90	(TULSA INTL)								
91	AA DOMESTIC-------SCHEDULED	358383	991.25		106.16	.42	106.58		1097.83
92									
93	DL DOMESTIC-------SCHEDULED	138215	206.53		1061.90		1061.90		1268.43
94									
95	EA DOMESTIC-------SCHEDULED	35256	29.72		328.16		328.16		357.88
96									
97	FL DOMESTIC-------SCHEDULED	96787	108.38	8.59	1.09		1.09		118.06
98									
99	FW DOMESTIC-------SCHEDULED	611							
100									
101	MC DOMESTIC-------SCHEDULED	76713							
102									
103	CZ DOMESTIC-------SCHEDULED	40783	70.43	3.64	542.76		542.76		616.83
104	NONSCHEDULED	580							
105	ALL SERVICES	41363	70.43	3.64	542.76		542.76		616.83
106									
107	RC DOMESTIC-------SCHEDULED	43966	52.68	.01	391.36	5.83	397.19		449.88
108	NONSCHEDULED	511							
109	ALL SERVICES	44477	52.68	.01	391.36	5.83	397.19		449.88
110									
111									
112									

TABLE 6
ENPLANED REVENUE PASSENGERS, ENPLANED REVENUE TONS OF CARGO AND MAIL, AND AIR TRAFFIC HUB CLASSIFICATIONS, BY TYPE OF OPERATION, BY TYPE OF SERVICE, BY COMMUNITY, AND BY CARRIER

12 MONTHS ENDED DECEMBER 31, 1985

Line No.	Area, state or country / Community / (Airport name) / Carrier / Type of operation / Type of service / Hub type and percent of enplanements	Enplaned passengers	Enplaned revenue tons: Freight	Express	U. S. Mail: Priority	Nonpriority	Total	Foreign mail	Total cargo and mail
	1	2	3	4	5	6	7	8	9
1	TULSA INTL (CONT.)								
2	TW DOMESTIC-------SCHEDULED	125342	167.06	1.74	434.33		434.33		603.13
3									
4	UA DOMESTIC-------SCHEDULED	91186	91.20	4.50	1380.54		1380.54		1476.64
5									
6	WA DOMESTIC-------SCHEDULED	86867	296.26		819.78	1.49	821.27		1117.53
7									
8	WA DOMESTIC-------SCHEDULED	259628							
9	NONSCHEDULED	366							
10	ALL SERVICES	300194							
11									
12	COMMUNITY TOTAL								
13	DOMESTIC-------SCHEDULED	1395977	2013.51	18.46	5066.48	7.74	5074.22		7106.21
14	NONSCHEDULED	1457							
15	ALL SERVICES	1397434	2013.51	18.48	5066.48	7.74	5074.22		7106.21
16									
17									
18									
19	OREGON								
20	----------								
21									
22									
23	BEND/REDMOND N C.00								
24	(ROBERTS FIELD)								
25	OX DOMESTIC-------SCHEDULED	23530	37.59		.51		.51		38.10
26									
27									
28									
29	EUGENE S C.05								
30	(MAHLON SWEET FIELD)								
31	AA DOMESTIC-------SCHEDULED	11031	31.10		8.83		8.83		39.93
32									
33	CZ DOMESTIC-------SCHEDULED	4516	2.40		.01		.01		2.41
34	NONSCHEDULED	246							
35	ALL SERVICES	4762	2.40		.01		.01		2.41
36									
37	FL DOMESTIC-------SCHEDULED	32688	61.99	6.85					68.84
38	NONSCHEDULED	106							
39	ALL SERVICES	32794	61.99	6.85					68.84
40									
41	PS DOMESTIC-------SCHEDULED	2171							
42									
43	OX DOMESTIC-------SCHEDULED	33697	44.01		157.41		157.41		201.42
44									
45	UA DOMESTIC-------SCHEDULED	105253	143.47	6.95	156.05		156.05		306.47
46	NONSCHEDULED	112							
47	ALL SERVICES	105365	143.47	6.95	156.05		156.05		306.47
48									
49	COMMUNITY TOTAL								
50	DOMESTIC-------SCHEDULED	194156	282.97	13.80	322.30		322.30		619.07
51	NONSCHEDULED	464							
52	ALL SERVICES	194620	282.97	13.80	322.30		322.30		619.07
53									
54									
55									
56	KLAMATH FALLS N C.00								
57	(KINGSLEY FIELD)								
58	OX DOMESTIC-------SCHEDULED	13572	17.47		9.58		9.58		27.05
59									
60	COMMUNITY TOTAL								
61	DOMESTIC-------SCHEDULED	13572	17.47		9.58		9.58		27.05
62									
63									
64									
65	MEDFORD N C.00								
66	(MEDFORD-JACKSON COUNTY)								
67	CZ DOMESTIC-------SCHEDULED	6417	1.80		.05		.05		1.85
68									
69	PS DOMESTIC-------SCHEDULED	1670							
70									
71	OX DOMESTIC-------SCHEDULED	36526	80.61		36.84		36.84		117.45
72									
73	UA DOMESTIC-------SCHEDULED	72056	82.34	17.99	111.51		111.51		212.34
74									
75	COMMUNITY TOTAL								
76	DOMESTIC-------SCHEDULED	119269	165.25	17.99	148.40		148.40		331.64
77									
78									
79									
80	NORTH BEND/COOS BAY N C.00								
81	(NORTH BEND MUNI)								
82	OX DOMESTIC-------SCHEDULED	10099	39.81						39.81
83									
84									
85									
86	PENDLETON N C.00								
87	(PENDLETON MUNI)								
88	OX DOMESTIC-------SCHEDULED	9675	6.66		2.73		2.73		9.39
89									
90									
91									
92	PORTLAND M C.70								
93	(PORTLAND INTERNATIONAL)								
94	AA DOMESTIC-------SCHEDULED	130218	443.18		110.10	1.35	111.45		554.61
95									
96	AS DOMESTIC-------SCHEDULED	270787	960.52		40.75	163.60	204.35		1164.87
97	NONSCHEDULED	237							
98	ALL SERVICES	271024	960.52		40.75	163.60	204.35		1164.87
99									
100	CO DOMESTIC-------SCHEDULED	95338	608.23	.75	878.65		878.65		1487.71
101									
102	CZ DOMESTIC-------SCHEDULED	35044	71.30		3.20		3.20		74.50
103	NONSCHEDULED	1306							
104	ALL SERVICES	36350	71.30		3.20		3.20		74.50
105									
106	DL DOMESTIC-------SCHEDULED	75422	743.85		578.87		578.87		1322.72
107									
108	EA DOMESTIC-------SCHEDULED	104830	3189.75		323.58		323.58		3513.76
109									
110	EF DOMESTIC-------SCHEDULED	5679							
111	NONSCHEDULED	406							
112	ALL SERVICES	6085							

TABLE 6
ENPLANED REVENUE PASSENGERS, ENPLANED REVENUE TONS OF CARGO AND MAIL, AND AIR TRAFFIC HUB CLASSIFICATIONS, BY TYPE OF OPERATION, BY TYPE OF SERVICE, BY COMMUNITY, AND BY CARRIER

12 MONTHS ENDED DECEMBER 31, 1985

Line No.	Area, state or country / Community / (Airport name) / Carrier / Type of operation / Type of service / Hub type and percent of enplanements	Enplaned passengers	Enplaned revenue tons: Freight	Express	U. S. Mail: Priority	Nonpriority	Total	Foreign mail	Total cargo and mail
	1	2	3	4	5	6	7	8	9
1	PORTLAND INTERNATIONAL (CONT.)								
2	FL DOMESTIC-------SCHEDULED	44833	188.72	11.34	.69		.69		200.75
3									
4	FT DOMESTIC-------SCHEDULED		223.90		57.86	.23	58.09		281.99
5									
6	HA DOMESTIC-------SCHEDULED	6419							
7									
8	JK DOMESTIC-------SCHEDULED	13173			1.00		1.00		1.00
9									
10	NW DOMESTIC-------SCHEDULED	157654	590.61		1212.57		1212.57		1803.18
11									
12	NW INTERNATIONAL--SCHEDULED	490	48.76		14.43		14.43		63.19
13									
14	NW TOTAL---------SCHEDULED	158144	639.37		1227.00		1227.00		1866.37
15									
16	CC DOMESTIC-------SCHEDULED	233682	557.37	.13	195.94		195.94		753.44
17	NONSCHEDULED	160							
18	ALL SERVICES	233842	557.37	.13	195.94		195.94		753.44
19									
20	PS DOMESTIC-------SCHEDULED	135739	210.75		.39		.39		211.14
21	NONSCHEDULED	4047							
22	ALL SERVICES	135786	210.75		.39		.39		211.14
23									
24	QX DOMESTIC-------SCHEDULED	214874	560.06		236.04		236.04		796.10
25	NONSCHEDULED	110							
26	ALL SERVICES	214984	560.06		236.04		236.04		796.10
27									
28	RC DOMESTIC-------SCHEDULED	64991	481.59	2.52	623.26	11.22	634.48		1118.59
29									
30	TW DOMESTIC-------SCHEDULED	57218	171.32	.38	593.92		593.92		765.62
31									
32	UA DOMESTIC-------SCHEDULED	620129	3446.36	62.13	2747.28	67.04	2814.32		6322.81
33	NONSCHEDULED	353							
34	ALL SERVICES	620482	3446.36	62.13	2747.28	67.04	2814.32		6322.81
35									
36	UA INTERNATIONAL--SCHEDULED	7071	59.37	.28				27.49	87.14
37									
38	UA TOTAL---------SCHEDULED	627200	3505.73	62.41	2747.28	67.04	2814.32	27.49	6409.95
39	NONSCHEDULED	353							
40	ALL SERVICES	627553	3505.73	62.41	2747.28	67.04	2814.32	27.49	6409.95
41									
42	WA DOMESTIC-------SCHEDULED	242674	2032.99		823.58	1.66	825.24		2858.23
43	NONSCHEDULED	268							
44	ALL SERVICES	242942	2032.99		823.58	1.66	825.24		2858.23
45									
46	COMMUNITY TOTAL								
47	DOMESTIC-------SCHEDULED	2512404	14480.56	77.28	8428.08	245.10	8673.18		23231.02
48	NONSCHEDULED	6887							
49	ALL SERVICES	2519291	14480.56	77.28	8428.08	245.10	8673.18		23231.02
50									
51	INTERNATIONAL--SCHEDULED	7561	108.13	.28	14.43		14.43	27.49	150.33
52									
53	TOTAL---------SCHEDULED	2519965	14588.69	77.56	8442.51	245.10	8687.61	27.49	23381.35
54	NONSCHEDULED	6887							
55	ALL SERVICES	2526852	14588.69	77.56	8442.51	245.10	8687.61	27.49	23381.35
56									
57									
58									
59	SALEM N C.00								
60	(MCNARY FLD)								
61	QX DOMESTIC-------SCHEDULED	1044	5.05						5.05
62	NONSCHEDULED	80							
63	ALL SERVICES	1124	5.05						5.05
64									
65									
66									
67	PENNSYLVANIA								
68	----------								
69									
70									
71	ALLENTOWN/BETHLEHEM/EASTON N C.00								
72	(ALLENTOWN-BETHLEHEM-EASTON)								
73	AL DOMESTIC-------SCHEDULED	80231	51.92	.63	47.97		47.97		100.52
74	NONSCHEDULED	109							
75	ALL SERVICES	80340	51.92	.63	47.97		47.97		100.52
76									
77	EA DOMESTIC-------SCHEDULED	38267	213.06		209.73	37.38	247.11		460.17
78									
79	UA DOMESTIC-------SCHEDULED	49467	66.14	1.09	.01		.01		67.24
80									
81	COMMUNITY TOTAL								
82	DOMESTIC-------SCHEDULED	167965	331.12	1.72	257.71	37.38	295.09		627.93
83	NONSCHEDULED	109							
84	ALL SERVICES	168074	331.12	1.72	257.71	37.38	295.09		627.93
85									
86									
87									
88	ERIE N C.00								
89	(ERIE INTL)								
90	AL DOMESTIC-------SCHEDULED	75036	67.30	.53	11.35		11.35		79.18
91									
92	RC DOMESTIC-------SCHEDULED	15224	2.06		.24	.43	.67		2.73
93									
94	COMMUNITY TOTAL								
95	DOMESTIC-------SCHEDULED	90260	69.36	.53	11.59	.43	12.02		81.91
96									
97									
98									
99	HARRISBURG/YORK S C.08								
100	(HARRISBURG INTERNATIONAL)								
101	AA DOMESTIC-------SCHEDULED	62901	82.64		1.91		1.91		84.55
102	NONSCHEDULED	60							
103	ALL SERVICES	62961	82.64		1.91		1.91		84.55
104									
105	AL DOMESTIC-------SCHEDULED	138926	155.72	2.00	30.70		30.70		188.42
106									
107	TW DOMESTIC-------SCHEDULED	38016	53.42	.66	.97		.97		55.05
108									
109	UA DOMESTIC-------SCHEDULED	44100	48.03	7.65	.23		.23		55.91
110	NONSCHEDULED	656							
111	ALL SERVICES	44756	48.03	7.65	.23		.23		55.91
112									

TABLE 6
ENPLANED REVENUE PASSENGERS, ENPLANED REVENUE TONS OF CARGO AND MAIL, AND AIR TRAFFIC HUB CLASSIFICATIONS, BY TYPE OF OPERATION, BY TYPE OF SERVICE, BY COMMUNITY, AND BY CARRIER

12 MONTHS ENDED DECEMBER 31, 1985

Line No.	Area, state or country / Community / (Airport name) / Carrier / Type of operation / Type of service / Hub type and percent of enplanements	Enplaned passengers	Enplaned revenue tons: Freight	Express	U.S. Mail: Priority	Nonpriority	Total	Foreign mail	Total cargo and mail
	1	2	3	4	5	6	7	8	9
1	COMMUNITY TOTAL								
2	DOMESTIC--------SCHEDULED	283943	339.81	10.31	33.81		33.81		383.93
3	NONSCHEDULED	716							
4	ALL SERVICES	284659	339.81	10.31	33.81		33.81		383.93
8	PHILADELPHIA/CAMDEN L 1.31								
9	(INTERNATIONAL)								
10	AA DOMESTIC--------SCHEDULED	281262	782.18		674.87	14.79	689.66		1471.84
11	NONSCHEDULED	210							
12	ALL SERVICES	281472	782.18		674.87	14.79	689.66		1471.84
14	AL DOMESTIC--------SCHEDULED	1374185	1039.07	8.29	9117.12		9117.12		10164.48
15	NONSCHEDULED	996							
16	ALL SERVICES	1375181	1039.07	8.29	9117.12		9117.12		10164.48
18	CO DOMESTIC--------SCHEDULED	115202	463.65	.18	1024.36		1024.36		1488.19
20	DL DOMESTIC--------SCHEDULED	455971	2096.56		4022.48		4022.48		6119.04
21	NONSCHEDULED	348							
22	ALL SERVICES	456319	2096.56		4022.48		4022.48		6119.04
24	EA DOMESTIC--------SCHEDULED	988103	6816.68		8305.46	1191.17	9496.63		16313.31
25	NONSCHEDULED	307							
26	ALL SERVICES	988410	6816.68		8305.46	1191.17	9496.63		16313.31
28	EA INTERNATIONAL--SCHEDULED	32021	357.43		27.02		27.02		384.45
30	EA TOTAL----------SCHEDULED	1020124	7174.11		8332.48	1191.17	9523.65		16697.76
31	NONSCHEDULED	307							
32	ALL SERVICES	1020431	7174.11		8332.48	1191.17	9523.65		16697.76
34	FT DOMESTIC--------SCHEDULED		3162.53		100.64		100.64		3263.22
35	NONSCHEDULED		11.85						11.85
36	ALL SERVICES		3174.43		100.64		100.64		3275.07
38	IW DOMESTIC--------SCHEDULED	12920							
39	JW DOMESTIC--------SCHEDULED	27391	123.60						123.60
40	NONSCHEDULED	1000							
41	ALL SERVICES	28391	123.60						123.60
43	ML DOMESTIC--------SCHEDULED	77441							
44	NONSCHEDULED	283							
45	ALL SERVICES	77724							
47	NW DOMESTIC--------SCHEDULED	140458	602.64		4745.54		4745.54		5348.18
48	NONSCHEDULED	160							
49	ALL SERVICES	140618	602.64		4745.54		4745.54		5348.18
51	LZ DOMESTIC--------SCHEDULED	33851	87.88	2.21	337.52		337.52		427.61
52	NONSCHEDULED	2435	20.04						20.04
53	ALL SERVICES	36286	107.92	2.21	337.52		337.52		447.65
55	PA DOMESTIC--------SCHEDULED	68077	31.03		615.34		615.34		646.37
56	NONSCHEDULED	865							
57	ALL SERVICES	68942	31.03		615.34		615.34		646.37
59	PI DOMESTIC--------SCHEDULED	245886	647.42		1066.66		1066.66		1714.08
60	NONSCHEDULED	862							
61	ALL SERVICES	246748	647.42		1066.66		1066.66		1714.08
63	PM DOMESTIC--------SCHEDULED	4458	.40						.40
65	RC DOMESTIC--------SCHEDULED	151249	613.56	4.06	2532.52	24.42	2556.54		3174.56
66	NONSCHEDULED	431							
67	ALL SERVICES	151680	613.56	4.06	2532.52	24.42	2556.54		3174.56
69	TW DOMESTIC--------SCHEDULED	271029	5771.01	8.72	6362.79	342.45	6705.24	1.17	12486.14
71	TW INTERNATIONAL--SCHEDULED	29401	273.06		266.73		266.73		539.79
73	TW TOTAL----------SCHEDULED	300430	6044.07	8.72	6629.52	342.45	6971.97	1.17	13025.93
75	UA DOMESTIC--------SCHEDULED	399418	6124.53	57.75	2802.63	1949.53	4752.16		10934.44
76	NONSCHEDULED	3866							
77	ALL SERVICES	403284	6124.53	57.75	2802.63	1949.53	4752.16		10934.44
79	UK DOMESTIC--------SCHEDULED	36							
80	NONSCHEDULED	850							
81	ALL SERVICES	886							
83	VK DOMESTIC--------SCHEDULED		6830.00						6830.00
86	COMMUNITY TOTAL								
87	DOMESTIC--------SCHEDULED	4686937	35192.79	81.21	41707.93	3522.36	45230.29	1.17	80505.46
88	NONSCHEDULED	12613	31.89						31.89
89	ALL SERVICES	4699550	35224.68	81.21	41707.93	3522.36	45230.29	1.17	80537.35
90	INTERNATIONAL--SCHEDULED	51422	630.49		293.75		293.75		924.24
92	TOTAL----------SCHEDULED	4738359	35823.28	81.21	42001.69	3522.36	45524.04	1.17	81429.70
93	NONSCHEDULED	12613	31.89						31.89
94	ALL SERVICES	4750972	35855.17	81.21	42001.68	3522.36	45524.04	1.17	81461.59
98	PITTSBURGH/WHEELING L 1.53								
99	(GREATER PITTSBURGH)								
100	AA DOMESTIC--------SCHEDULED	174608	175.77		65.71		65.71		241.48
102	AL DOMESTIC--------SCHEDULED	5554870	7094.04	122.49	22049.54		22049.54		29266.47
103	NONSCHEDULED	30920							
104	ALL SERVICES	5585790	7094.04	122.49	22049.54		22049.54		29266.47
106	CL DOMESTIC--------SCHEDULED	113590	381.74		185.06		185.06		566.80
107	NONSCHEDULED	379							
108	ALL SERVICES	113969	381.74		185.06		185.06		566.80

TABLE 6
ENPLANED REVENUE PASSENGERS, ENPLANED REVENUE TONS OF CARGO AND MAIL, AND AIR TRAFFIC
HUB CLASSIFICATIONS, BY TYPE OF OPERATION, BY TYPE OF SERVICE, BY COMMUNITY, AND BY CARRIER

12 MONTHS ENDED DECEMBER 31, 1969

Line No.	Area, state or country / Community / (Airport name) / Carrier / Type of operation / Type of service / Hub type and percent of enplanements	Enplaned passengers	Enplaned revenue tons: Freight	Express	U.S. Mail: Priority	Nonpriority	Total	Foreign mail	Total cargo and mail
	1	2	3	4	5	6	7	8	9
1	GREATER PITTSBURGH (CONT.)								
2	EA DOMESTIC-------SCHEDULED	263125	398.17		1248.60	.11	1248.71		1646.88
3									
4	FT DOMESTIC-------SCHEDULED		13.09		1.36		1.36		14.45
5									
6	EZ DOMESTIC-------NONSCHEDULED	328							
7									
8	PA DOMESTIC-------SCHEDULED	61733	2.87		329.30		329.30		332.17
9	NONSCHEDULED	991							
10	ALL SERVICES	62724	2.87		329.30		329.30		332.17
11									
12	PE DOMESTIC-------SCHEDULED	315192							
13									
14	PI DOMESTIC-------SCHEDULED	52793	115.21		337.37		337.37		452.58
15	NONSCHEDULED	77							
16	ALL SERVICES	52870	115.21		337.37		337.37		452.58
17									
18	RC DOMESTIC-------SCHEDULED	46268	85.24		135.05	1.40	136.45		221.69
19									
20	TW DOMESTIC-------SCHEDULED	162696	188.30	.87	495.59		495.59		685.16
21									
22	UA DOMESTIC-------SCHEDULED	181425	1069.41	9.63	1267.70	106.57	1374.27		2453.31
23	NONSCHEDULED	1148							
24	ALL SERVICES	182573	1069.41	9.63	1267.70	106.57	1374.27		2453.31
25									
26	COMMUNITY TOTAL								
27	DOMESTIC-------SCHEDULED	6966500	9723.84	132.95	26116.08	108.08	26224.16		36080.99
28	NONSCHEDULED	33843							
29	ALL SERVICES	7002343	9723.84	132.95	26116.08	108.08	26224.16		36080.99
30									
31									
32									
33	READING N C.00								
34	(GENERAL CARL A SPAATZ)								
35	HU DOMESTIC-------SCHEDULED		12.55						12.55
36									
37									
38									
39	SCRANTON/WILKES BARRE N C.00								
40	(WILKES-BARRE-SCRANTON)								
41	AL DOMESTIC-------SCHEDULED	81393	44.81	.40	16.74		16.74		61.95
42	NONSCHEDULED	925							
43	ALL SERVICES	82318	44.81	.40	16.74		16.74		61.95
44									
45	EA DOMESTIC-------SCHEDULED	22629	14.01		4.26	.06	4.32		18.33
46									
47	COMMUNITY TOTAL								
48	DOMESTIC-------SCHEDULED	104022	58.82	.40	21.00	.06	21.06		80.28
49	NONSCHEDULED	925							
50	ALL SERVICES	104947	58.82	.40	21.00	.06	21.06		80.28
51									
52									
53									
54	RHODE ISLAND								
55	----------								
56									
57									
58	PROVIDENCE S C.15								
59	(THEODORE FRANCIS GREEN STATE)								
60	AA DOMESTIC-------SCHEDULED	85731	60.62		68.11		68.11		128.73
61									
62	AL DOMESTIC-------SCHEDULED	215415	152.77	1.65	448.86		448.86		603.28
63	NONSCHEDULED	1044							
64	ALL SERVICES	216459	152.77	1.65	448.86		448.86		603.28
65									
66	EA DOMESTIC-------SCHEDULED	86819	209.75		338.67	.03	338.90		548.65
67	NONSCHEDULED	1732							
68	ALL SERVICES	88551	209.75		338.67	.03	338.90		548.65
69									
70	PE DOMESTIC-------SCHEDULED	45771	6.74						6.74
71									
72	PI DOMESTIC-------SCHEDULED	56587	21.29		97.70		97.70		118.99
73	NONSCHEDULED	118							
74	ALL SERVICES	56705	21.29		97.70		97.70		118.99
75									
76	PN DOMESTIC-------SCHEDULED	4773	.26						.26
77	NONSCHEDULED	19							
78	ALL SERVICES	4792	.26						.26
79									
80	UA DOMESTIC-------SCHEDULED	55531	54.94	.83	146.88		146.88		202.65
81									
82	COMMUNITY TOTAL								
83	DOMESTIC-------SCHEDULED	550627	506.37	2.48	1100.42	.03	1100.45		1609.30
84	NONSCHEDULED	2913							
85	ALL SERVICES	553540	506.37	2.48	1100.42	.03	1100.45		1609.30
86									
87									
88									
89	SOUTH CAROLINA								
90	----------								
91									
92									
93	CHARLESTON S C.14								
94	(CHARLESTON AFB/MUNI)								
95	AA DOMESTIC-------SCHEDULED	22827	7.84		.03		.03		7.87
96									
97	AA INTERNATIONAL--SCHEDULED	138							
98									
99	AA TOTAL----------SCHEDULED	22965	7.84		.03		.03		7.87
100									
101	DL DOMESTIC-------SCHEDULED	150430	233.22		323.17		323.17		556.39
102	NONSCHEDULED	72							
103	ALL SERVICES	150502	233.22		323.17		323.17		556.39
104									
105	EA DOMESTIC-------SCHEDULED	184492	165.89		532.73		532.73		698.62
106									
107	PI DOMESTIC-------SCHEDULED	118947	86.83		214.68		214.68		301.51
108	NONSCHEDULED	112							
109	ALL SERVICES	119059	86.83		214.68		214.68		301.51
110									
111									
112									

TABLE 6
ENPLANED REVENUE PASSENGERS, ENPLANED REVENUE TONS OF CARGO AND MAIL, AND AIR TRAFFIC HUB CLASSIFICATIONS, BY TYPE OF OPERATION, BY TYPE OF SERVICE, BY COMMUNITY, AND BY CARRIER

12 MONTHS ENDED DECEMBER 31, 1985

Line No.	Area, state or country / Community / (Airport name) / Carrier / Type of operation / Type of service / Hub type and percent of enplanements	Enplaned passengers	Enplaned revenue tons: Freight	Express	U. S. Mail: Priority	Nonpriority	Total	Foreign mail	Total cargo and mail
	1	2	3	4	5	6	7	8	9
1	CHARLESTON AFB/MUNI (CONT.)								
2	UA DOMESTIC-------SCHEDULED	20148	12.23	.59	3.51		3.51		16.33
3									
4	WC DOMESTIC-------SCHEDULED	1686							
5									
6	COMMUNITY TOTAL								
7	DOMESTIC-------SCHEDULED	498530	506.01	.59	1074.12		1074.12		1580.72
8	NONSCHEDULED	184							
9	ALL SERVICES	498714	506.01	.59	1074.12		1074.12		1580.72
10									
11	INTERNATIONAL--SCHEDULED	138							
12									
13	TOTAL----------SCHEDULED	498668	506.01	.59	1074.12		1074.12		1580.72
14	NONSCHEDULED	184							
15	ALL SERVICES	498852	506.01	.59	1074.12		1074.12		1580.72
16									
17									
18									
19	COLUMBIA S C.15								
20	(COLUMBIA METROPOLITAN)								
21	AA DOMESTIC-------SCHEDULED	15499	21.71		.24		.24		21.95
22									
23	DL DOMESTIC-------SCHEDULED	174734	292.63		490.76		490.76		783.39
24									
25	EA DOMESTIC-------SCHEDULED	145121	184.77		734.81	.12	734.93		919.70
26									
27	PE DOMESTIC-------SCHEDULED	56321							
28									
29	PI DOMESTIC-------SCHEDULED	133599	54.19		195.46		195.46		249.65
30	NONSCHEDULED	336							
31	ALL SERVICES	133935	54.19		195.46		195.46		249.65
32									
33	UA DOMESTIC-------SCHEDULED	19128	21.26	1.53	.30		.30		23.09
34									
35	COMMUNITY TOTAL								
36	DOMESTIC-------SCHEDULED	548402	574.56	1.53	1421.57	.12	1421.69		1997.78
37	NONSCHEDULED	336							
38	ALL SERVICES	548738	574.56	1.53	1421.57	.12	1421.69		1997.78
39									
40									
41									
42	GREENVILLE/SPARTANBURG S C.11								
43	(GREENVILLE-SPARTANBURG)								
44	AA DOMESTIC-------SCHEDULED	21898	31.60						31.60
45									
46	AL DOMESTIC-------SCHEDULED	22739	28.66	.05	3.42		3.42		32.13
47									
48	DL DOMESTIC-------SCHEDULED	46829	46.80		186.34		186.34		233.14
49	NONSCHEDULED	45							
50	ALL SERVICES	46874	46.80		186.34		186.34		233.14
51									
52	EA DOMESTIC-------SCHEDULED	226266	500.82		895.40		895.40		1396.22
53									
54	PI DOMESTIC-------SCHEDULED	78593	73.01		412.65		412.65		485.66
55	NONSCHEDULED	794							
56	ALL SERVICES	79387	73.01		412.65		412.65		485.66
57									
58	COMMUNITY TOTAL								
59	DOMESTIC-------SCHEDULED	358325	680.89	.05	1497.81		1497.81		2178.75
60	NONSCHEDULED	839							
61	ALL SERVICES	399164	680.89	.05	1497.81		1497.81		2178.75
62									
63									
64									
65	MYRTLE BEACH S C.05								
66	(MYRTLE BEACH AFB)								
67	AL DOMESTIC-------SCHEDULED	22600	2.64		.01		.01		2.65
68									
69	PI DOMESTIC-------SCHEDULED	166464	70.97		.67		.67		71.64
70									
71	COMMUNITY TOTAL								
72	DOMESTIC-------SCHEDULED	165064	73.61		.68		.68		74.29
73									
74									
75									
76	SOUTH DAKOTA								
77	----------								
78									
79									
80	ABERDEEN N C.00								
81	(ABERDEEN MUNI)								
82	RC DOMESTIC-------SCHEDULED	22299	57.01		10.23	.70	10.93		67.94
83	NONSCHEDULED	165							
84	ALL SERVICES	22464	57.01		10.23	.70	10.93		67.94
85									
86									
87									
88	RAPID CITY N C.00								
89	(RAPID CITY REGIONAL)								
90	FL DOMESTIC-------SCHEDULED	42068	29.48	2.96					32.44
91									
92	RC DOMESTIC-------SCHEDULED	35793	46.44	.44	74.36	4.26	78.64		127.52
93									
94	UA DOMESTIC-------SCHEDULED	33314	27.71	1.96	.20		.20		29.87
95									
96	WA DOMESTIC-------SCHEDULED	25424	33.14		83.66		83.66		116.80
97									
98	COMMUNITY TOTAL								
99	DOMESTIC-------SCHEDULED	136599	138.77	5.36	158.24	4.26	162.50		306.63
100									
101									
102									
103	SIOUX FALLS S C.06								
104	(JOE FOSS FIELD)								
105	FL DOMESTIC-------SCHEDULED	31661	46.05	5.19	16.00		16.00		67.25
106									
107	EZ DOMESTIC-------SCHEDULED	32816	107.56	2.33	706.46		706.46		876.10
108	NONSCHEDULED	106							
109	ALL SERVICES	32922	107.56	2.33	706.46		706.46		876.10
110									
111									
112									

TABLE 6
ENPLANED REVENUE PASSENGERS, ENPLANED REVENUE TONS OF CARGO AND MAIL, AND AIR TRAFFIC HUB CLASSIFICATIONS, BY TYPE OF OPERATION, BY TYPE OF SERVICE, BY COMMUNITY, AND BY CARRIER

12 MONTHS ENDED DECEMBER 31, 1985

Line No.	Area, state or country / Community / (Airport name) / Carrier / Type of operation / Type of service / Hub type and percent of enplanements	Enplaned passengers	Enplaned revenue tons: Freight	Express	U. S. Mail: Priority	Nonpriority	Total	Foreign mail	Total cargo and mail
	1	2	3	4	5	6	7	8	9
1	JOE FOSS FIELD (CONT.)								
2	RC DOMESTIC-------SCHEDULED	68900	186.19	.29	712.93	6.59	719.52		906.00
3									
4	UA DOMESTIC-------SCHEDULED	57073	61.87	3.17	275.15		275.15		340.19
5	NONSCHEDULED	1012							
6	ALL SERVICES	58085	61.87	3.17	275.15		275.15		340.19
7									
8	WA DOMESTIC-------SCHEDULED	32210	106.71		276.88		276.88		383.59
9	NONSCHEDULED	970							
10	ALL SERVICES	33180	106.71		276.88		276.88		383.59
11									
12	COMMUNITY TOTAL								
13	DOMESTIC-------SCHEDULED	222660	568.39	10.73	1987.42	6.59	1994.01		2573.13
14	NONSCHEDULED	2088							
15	ALL SERVICES	224748	568.39	10.73	1987.42	6.59	1994.01		2573.13
16									
17									
18									
19	WATERTOWN N C.00								
20	(WATERTOWN MUNICIPAL)								
21	RC DOMESTIC-------SCHEDULED	11723	29.79	.09	.57	.78	1.35		31.23
22									
23									
24									
25	TENNESSEE								
26	----------								
27									
28									
29	BRISTOL/KNGSPRT/JHNSN CTY N C.00								
30	(TRI CITY)								
31	AL DOMESTIC-------SCHEDULED	32208	54.14	.60	142.76		142.76		197.50
32									
33	PI DOMESTIC-------SCHEDULED	124524	366.37		470.97		470.97		837.34
34	NONSCHEDULED	273							
35	ALL SERVICES	124797	366.37		470.97		470.97		837.34
36									
37	COMMUNITY TOTAL								
38	DOMESTIC-------SCHEDULED	156732	420.51	.60	613.73		613.73		1034.84
39	NONSCHEDULED	273							
40	ALL SERVICES	157005	420.51	.60	613.73		613.73		1034.84
41									
42									
43									
44	CHATTANOOGA S C.06								
45	(LOVELL FIELD)								
46	DL DOMESTIC-------SCHEDULED	146864	630.56		502.02		502.02		1132.58
47									
48	PI DOMESTIC-------SCHEDULED	37404	33.95		406.62		406.62		440.57
49									
50	RC DOMESTIC-------SCHEDULED	32499	144.53	.84	18.16	1.53	19.69		165.06
51	NONSCHEDULED	95							
52	ALL SERVICES	32594	144.53	.84	18.16	1.53	19.69		165.06
53									
54	COMMUNITY TOTAL								
55	DOMESTIC-------SCHEDULED	216767	809.04	.84	926.80	1.53	928.33		1738.21
56	NONSCHEDULED	95							
57	ALL SERVICES	216862	809.04	.84	926.80	1.53	928.33		1738.21
58									
59									
60									
61	KNOXVILLE S C.12								
62	(MC GHEE TYSON)								
63	AL DOMESTIC-------SCHEDULED	43410	29.43	.40	168.59		168.59		198.42
64									
65	DL DOMESTIC-------SCHEDULED	195716	521.96		465.03		465.03		986.99
66	NONSCHEDULED	1155							
67	ALL SERVICES	200871	521.96		465.03		465.03		986.99
68									
69	EA DOMESTIC-------SCHEDULED	51524	66.01		130.03	1.92	131.95		197.96
70									
71	PI DOMESTIC-------SCHEDULED	25359	11.14		71.64		71.64		82.78
72	NONSCHEDULED	222							
73	ALL SERVICES	25581	11.14		71.64		71.64		82.78
74									
75	RC DOMESTIC-------SCHEDULED	53037	68.89	.66	168.26	4.82	173.08		242.63
76									
77	UA DOMESTIC-------SCHEDULED	50294	50.76	3.65	144.05	5.24	149.29		203.70
78	NONSCHEDULED	486							
79	ALL SERVICES	50780	50.76	3.65	144.05	5.24	149.29		203.70
80									
81	COMMUNITY TOTAL								
82	DOMESTIC-------SCHEDULED	423340	748.19	4.71	1147.60	11.98	1159.58		1912.48
83	NONSCHEDULED	1863							
84	ALL SERVICES	425203	748.19	4.71	1147.60	11.98	1159.58		1912.48
85									
86									
87									
88	MEMPHIS M C.55								
89	(MEMPHIS INTERNATIONAL)								
90	AA DOMESTIC-------SCHEDULED	150058	346.72		208.06		208.06		554.78
91									
92	AL DOMESTIC-------SCHEDULED	59673	74.91	.73	495.64		495.64		571.28
93									
94	BN DOMESTIC-------NONSCHEDULED	110							
95									
96	CC DOMESTIC-------SCHEDULED	23470	32.77	.01	44.11		44.11		76.89
97	NONSCHEDULED	940							
98	ALL SERVICES	24410	32.77	.01	44.11		44.11		76.89
99									
100	DL DOMESTIC-------SCHEDULED	825175	2311.95		3626.39		3626.39		5938.34
101	NONSCHEDULED	232							
102	ALL SERVICES	825407	2311.95		3626.39		3626.39		5938.34
103									
104	EA DOMESTIC-------SCHEDULED	42633	122.11		34.60		34.60		156.71
105									
106	PI DOMESTIC-------SCHEDULED	60157	504.85		419.33		419.33		924.18
107									
108	RC DOMESTIC-------SCHEDULED	2192716	8579.02	40.82	12549.37	266.01	13215.38		21835.22
109	NONSCHEDULED	75							
110	ALL SERVICES	2192791	8579.02	40.82	12949.37	266.01	13215.38		21839.22
111									
112									

TABLE 6
ENPLANED REVENUE PASSENGERS, ENPLANED REVENUE TONS OF CARGO AND MAIL, AND AIR TRAFFIC HUB CLASSIFICATIONS, BY TYPE OF OPERATION, BY TYPE OF SERVICE, BY COMMUNITY, AND BY CARRIER

12 MONTHS ENDED DECEMBER 31, 1985

Line No.	Area, state or country / Community / (Airport name) / Carrier / Type of operation / Type of service / Hub type and percent of enplanements	Enplaned passengers	Enplaned revenue tons: Freight	Express	U.S. Mail: Priority	Nonpriority	Total	Foreign mail	Total cargo and mail
	1	2	3	4	5	6	7	8	9
1	MEMPHIS INTERNATIONAL (CONT.)								
2	RU DOMESTIC-------SCHEDULED	2199	1.52						1.52
3									
4	TW DOMESTIC-------SCHEDULED	31987	45.95	.09	204.79		204.79		250.83
5									
6	UA DOMESTIC-------SCHEDULED	79893	160.14	2.80	305.91		305.91		468.85
7									
8	VK DOMESTIC-------SCHEDULED		3280.00						3280.00
9									
10	COMMUNITY TOTAL								
11	DOMESTIC-------SCHEDULED	3467961	15459.94	44.45	18288.20	266.01	18554.21		34058.60
12	NONSCHEDULED	1357							
13	ALL SERVICES	3469318	15459.94	44.45	18288.20	266.01	18554.21		34058.60
14									
15									
16									
17	NASHVILLE M 0.38								
18	(METROPOLITAN)								
19	AA DOMESTIC-------SCHEDULED	258575	623.79		216.96		216.96		840.75
20									
21	AL DOMESTIC-------SCHEDULED	134920	202.90	4.18	639.23		639.23		846.31
22	NONSCHEDULED	216							
23	ALL SERVICES	135136	202.90	4.18	639.23		639.23		846.31
24									
25	DL DOMESTIC-------SCHEDULED	238478	408.69		624.24		624.24		1032.93
26	NONSCHEDULED	822							
27	ALL SERVICES	239300	408.69		624.24		624.24		1032.93
28									
29	EA DOMESTIC-------SCHEDULED	144654	308.62		902.97		902.97		1211.59
30									
31	GZ DOMESTIC-------SCHEDULED	40650	73.24	2.24	350.27		350.27		425.75
32	NONSCHEDULED	346							
33	ALL SERVICES	40996	73.24	2.24	350.27		350.27		425.75
34									
35	PA DOMESTIC-------SCHEDULED	13453	4.78		85.43		85.43		90.21
36	NONSCHEDULED	145							
37	ALL SERVICES	13598	4.78		85.43		85.43		90.21
38									
39	PE DOMESTIC-------SCHEDULED	44520							
40									
41	PI DOMESTIC-------SCHEDULED	124026	249.71		514.52		514.52		764.23
42									
43	RC DOMESTIC-------SCHEDULED	231154	902.59	16.49	513.75	22.59	536.34		1655.42
44									
45	TW DOMESTIC-------SCHEDULED	78844	94.30	.37	353.40		353.40		448.07
46									
47	UA DOMESTIC-------SCHEDULED	51339	46.22	1.40	163.61		163.61		211.23
48									
49	VK DOMESTIC-------SCHEDULED		2389.00						2389.00
50									
51	ZC DOMESTIC-------SCHEDULED	26285							
52	NONSCHEDULED	6660							
53	ALL SERVICES	32945							
54									
55	COMMUNITY TOTAL								
56	DOMESTIC-------SCHEDULED	1387298	5303.84	24.66	4764.38	22.59	4786.97		10115.49
57	NONSCHEDULED	8189							
58	ALL SERVICES	1395487	5303.84	24.66	4764.38	22.59	4786.97		10115.49
59									
60									
61									
62	TEXAS								
63	----------								
64									
65									
66	ABILENE N 0.00								
67	(ABILENE MUNICIPAL)								
68									
69									
70	AMARILLO/BERGER S 0.12								
71	(AMARILLO AIR TERMINAL)								
72	AA DOMESTIC-------SCHEDULED	59084	152.76		25.86		25.86		178.62
73									
74	AP DOMESTIC-------SCHEDULED	20371	8.07						8.07
75									
76	DL DOMESTIC-------SCHEDULED	60721	112.97		424.66		424.66		537.63
77									
78	UA DOMESTIC-------SCHEDULED		.95						.95
79									
80	WN DOMESTIC-------SCHEDULED	261304							
81	NONSCHEDULED	122							
82	ALL SERVICES	261426							
83									
84	COMMUNITY TOTAL								
85	DOMESTIC-------SCHEDULED	441480	274.75		450.52		450.52		725.27
86	NONSCHEDULED	122							
87	ALL SERVICES	441602	274.75		450.52		450.52		725.27
88									
89									
90									
91	AUSTIN M 0.50								
92	(ROBERT MUELLER MUNI)								
93	AA DOMESTIC-------SCHEDULED	409845	850.67		244.35	1.95	246.30		1096.97
94									
95	AL DOMESTIC-------SCHEDULED	26930	18.56	.13	114.12		114.12		132.81
96									
97	CO DOMESTIC-------SCHEDULED	162133	174.84	.40	1003.46		1003.46		1178.70
98									
99	DL DOMESTIC-------SCHEDULED	193485	131.84		1151.74		1151.74		1283.58
100	NONSCHEDULED	52							
101	ALL SERVICES	193537	131.84		1151.74		1151.74		1283.58
102									
103	EA DOMESTIC-------SCHEDULED	28966	77.94		257.43		257.43		335.37
104									
105	HP DOMESTIC-------SCHEDULED	57678	10.74						10.74
106									
107	MC DOMESTIC-------SCHEDULED	163570							
108									
109	PA DOMESTIC-------SCHEDULED	15131	3.52		19.58		19.58		23.10
110									
111									
112									

TABLE 6
ENPLANED REVENUE PASSENGERS, ENPLANED REVENUE TONS OF CARGO AND MAIL, AND AIR TRAFFIC HUB CLASSIFICATIONS, BY TYPE OF OPERATION, BY TYPE OF SERVICE, BY COMMUNITY, AND BY CARRIER

12 MONTHS ENDED DECEMBER 31, 1985

Line No.	Area, state or country / Community / (Airport name) / Carrier / Type of operation / Type of service / Hub type and percent of enplanements	Enplaned passengers	Enplaned revenue tons: Freight	Express	U.S. Mail: Priority	Nonpriority	Total	Foreign mail	Total cargo and mail
	1	2	3	4	5	6	7	8	9
1	ROBERT MUELLER MUNI (CONT.)								
2	TW DOMESTIC-------SCHEDULED	42890	17.20		178.49	.02	178.51		195.71
3									
4	UA DOMESTIC-------SCHEDULED	66522	74.07	2.09	141.57		141.57		217.73
5									
6	WA DOMESTIC-------SCHEDULED	3036	5.65		10.53		10.53		16.18
7									
8	WN DOMESTIC-------SCHEDULED	658236							
9	NONSCHEDULED	494							
10	ALL SERVICES	658730							
11									
12	COMMUNITY TOTAL								
13	DOMESTIC-------SCHEDULED	1828222	1365.03	2.62	3121.27	1.97	3123.24		4490.89
14	NONSCHEDULED	546							
15	ALL SERVICES	1828768	1365.03	2.62	3121.27	1.97	3123.24		4490.89
16									
17									
18									
19	BROWNSVILLE/HRLGN/SAN BNTO S C.12								
20	(HARLINGEN INDUSTRIAL AIRPARK) C.10								
21	AA DOMESTIC-------SCHEDULED	116368	456.88						456.88
22									
23	WN DOMESTIC-------SCHEDULED	253645							
24									
25	AIRPORT TOTAL								
26	DOMESTIC-------SCHEDULED	370013	456.88						456.88
27									
28	(RIO GRANDE VALLEY INTL.) C.02								
29	MC DOMESTIC-------SCHEDULED	60622							
30									
31	GZ DOMESTIC-------SCHEDULED	7982	31.08	3.73	.17		.17		35.03
32									
33	VK DOMESTIC-------SCHEDULED		2839.00						2839.00
34									
35	AIRPORT TOTAL								
36	DOMESTIC-------SCHEDULED	68604	2870.08	3.78	.17		.17		2874.03
37									
38	COMMUNITY TOTAL BY CARRIER								
39	AA DOMESTIC-------SCHEDULED	116368	456.88						456.88
40									
41	MC DOMESTIC-------SCHEDULED	60622							
42									
43	GZ DOMESTIC-------SCHEDULED	7982	31.08	3.73	.17		.17		35.03
44									
45	VK DOMESTIC-------SCHEDULED		2839.00						2839.00
46									
47	WN DOMESTIC-------SCHEDULED	253645							
48									
49	COMMUNITY TOTAL								
50	DOMESTIC-------SCHEDULED	438617	3326.96	3.78	.17		.17		3330.91
51									
52									
53									
54	CORPUS CHRISTI S C.13								
55	(CORPUS CHRISTI INTERNATIONAL)								
56	AA DOMESTIC-------SCHEDULED	132295	130.15		38.57		38.57		168.72
57									
58	CO DOMESTIC-------SCHEDULED	87554	117.20	.38	271.50		271.50		389.08
59									
60	EA DOMESTIC-------SCHEDULED	25498	99.03		261.30		261.30		360.33
61									
62	PA DOMESTIC-------SCHEDULED	2816			.34		.34		.34
63									
64	UA DOMESTIC-------SCHEDULED	17194	75.17	1.08					76.25
65									
66	WN DOMESTIC-------SCHEDULED	194480							
67	NONSCHEDULED	122							
68	ALL SERVICES	194602							
69									
70	COMMUNITY TOTAL								
71	DOMESTIC-------SCHEDULED	460237	421.55	1.46	571.71		571.71		994.72
72	NONSCHEDULED	122							
73	ALL SERVICES	460359	421.55	1.46	571.71		571.71		994.72
74									
75									
76									
77	DALLAS-FORT WORTH L 5.76								
78	(LOVE FIELD) C.89								
79	FT DOMESTIC-------SCHEDULED		6.33		.12		.12		6.45
80									
81	MC DOMESTIC-------SCHEDULED	417592							
82									
83	WN DOMESTIC-------SCHEDULED	2801406							
84	NONSCHEDULED	1590							
85	ALL SERVICES	2802996							
86									
87	AIRPORT TOTAL								
88	DOMESTIC-------SCHEDULED	3218998	6.33		.12		.12		6.45
89	NONSCHEDULED	1590							
90	ALL SERVICES	3220588	6.33		.12		.12		6.45
91									
92	(DALLAS-FT.WORTH REGIONAL) 4.88								
93	AA DOMESTIC-------SCHEDULED	10580805	39581.95		11028.08	2499.02	13527.10		53109.05
94	NONSCHEDULED	1000							
95	ALL SERVICES	10581805	39581.95		11028.08	2499.02	13527.10		53109.05
96									
97	AA INTERNATIONAL--SCHEDULED	366397	4106.90		557.23	.59	557.82		4664.72
98									
99	AA TOTAL----------SCHEDULED	10947202	43688.85		11585.31	2499.61	14084.92		57773.77
100	NONSCHEDULED	1000							
101	ALL SERVICES	10948202	43688.85		11585.31	2499.61	14084.92		57773.77
102									
103	AL DOMESTIC-------SCHEDULED	92055	151.13	2.02	696.68		696.68		849.83
104	NONSCHEDULED	89							
105	ALL SERVICES	92144	151.13	2.02	696.68		696.68		849.83
106									
107	BN DOMESTIC-------SCHEDULED	679353	1011.19	27.60	1.94		1.94		1040.73
108	NONSCHEDULED	45878	130.37						130.37
109	ALL SERVICES	725231	1141.56	27.60	1.94		1.94		1171.10
110									
111									
112									

TABLE 6
ENPLANED REVENUE PASSENGERS, ENPLANED REVENUE TONS OF CARGO AND MAIL, AND AIR TRAFFIC HUB CLASSIFICATIONS, BY TYPE OF OPERATION, BY TYPE OF SERVICE, BY COMMUNITY, AND BY CARRIER

12 MONTHS ENDED DECEMBER 31, 1985

Line No.	Area, state or country / Community / (Airport name) / Carrier / Type of operation / Type of service / Hub type and percent of enplanements	Enplaned passengers	Enplaned revenue tons: Freight	Express	U. S. Mail: Priority	Nonpriority	Total	Foreign mail	Total cargo and mail
	1	2	3	4	5	6	7	8	9
1	DALLAS-FT.WORTH REGIONAL (CONT.)								
2	CC DOMESTIC-------SCHEDULED	211268	373.17	.50	457.86		457.86		831.53
3	NONSCHEDULED	108							
4	ALL SERVICES	211396	373.17	.50	457.86		457.86		831.53
5									
6	DL DOMESTIC-------SCHEDULED	4124335	16494.26		25686.31		25686.31		42180.57
7	NONSCHEDULED	419							
8	ALL SERVICES	4124754	16494.26		25686.31		25686.31		42180.57
9									
10	DL INTERNATIONAL--SCHEDULED	31819	246.18		36.74		36.74		282.92
11									
12	DL TOTAL----------SCHEDULED	4156154	16740.44		25723.05		25723.05		42463.49
13	NONSCHEDULED	419							
14	ALL SERVICES	4156573	16740.44		25723.05		25723.05		42463.49
15									
16	EA DOMESTIC-------SCHEDULED	123218	393.45		3875.71	.19	3875.90		4269.35
17	NONSCHEDULED	1844							
18	ALL SERVICES	125062	393.45		3875.71	.19	3875.90		4269.35
19									
20	LZ DOMESTIC-------SCHEDULED		2990.00						2990.00
21	NONSCHEDULED		80.00						80.00
22	ALL SERVICES		3070.00						3070.00
23									
24	FL DOMESTIC-------SCHEDULED	158261	631.21	19.03	85.30		85.30		735.54
25									
26	FT DOMESTIC-------SCHEDULED		18574.05		325.31	4.24	329.55		18903.60
27									
28	HA DOMESTIC-------SCHEDULED	5150							
29									
30	ML DOMESTIC-------SCHEDULED	60963							
31	NONSCHEDULED	195							
32	ALL SERVICES	61158							
33									
34	NW DOMESTIC-------SCHEDULED	106490	909.93		1033.82		1033.82		1943.75
35									
36	CZ DOMESTIC-------SCHEDULED	153111	298.05	11.78	1636.74		1636.74		1946.57
37	NONSCHEDULED	1164	.12						.12
38	ALL SERVICES	154275	298.17	11.76	1636.74		1636.74		1946.69
39									
40	PA DOMESTIC-------SCHEDULED	75409	153.71		211.38		211.38		365.09
41	NONSCHEDULED	182							
42	ALL SERVICES	75591	153.71		211.38		211.38		365.09
43									
44	PE DOMESTIC-------SCHEDULED	44941							
45									
46	PI DOMESTIC-------SCHEDULED	228356	956.45		765.30		765.30		1721.75
47	NONSCHEDULED	224							
48	ALL SERVICES	228620	956.45		765.30		765.30		1721.75
49									
50	AC DOMESTIC-------SCHEDULED	113828	468.47	2.93	1813.52	12.49	1826.01		2297.41
51	NONSCHEDULED	164							
52	ALL SERVICES	113992	468.47	2.93	1813.52	12.49	1826.01		2297.41
53									
54	SI DOMESTIC-------SCHEDULED	105646	77.80	8.50	15.00		15.00		101.30
55									
56	TV DOMESTIC-------SCHEDULED	16654	19.70						19.70
57	NONSCHEDULED	3468	140.50						140.50
58	ALL SERVICES	20122	160.20						160.20
59									
60	TW DOMESTIC-------SCHEDULED	86622	47.49		524.44		524.44		571.93
61	NONSCHEDULED	252							
62	ALL SERVICES	86874	47.49		524.44		524.44		571.93
63									
64	UA DOMESTIC-------SCHEDULED	199087	203.21	2.75	2954.49		2954.49		3160.45
65	NONSCHEDULED	947							
66	ALL SERVICES	200034	203.21	2.75	2954.49		2954.49		3160.45
67									
68	VK DOMESTIC-------SCHEDULED		3780.00						3780.00
69									
70	WA DOMESTIC-------SCHEDULED	86353	404.93		542.69	1.80	544.49		949.42
71									
72	YX DOMESTIC-------SCHEDULED	14509	1.00						1.00
73									
74	AIRPORT TOTAL								
75	DOMESTIC-------SCHEDULED	17261074	87521.13	75.11	51654.57	2517.74	54172.31		141768.57
76	NONSCHEDULED	55934	350.99						350.99
77	ALL SERVICES	17317008	87872.14	75.11	51654.57	2517.74	54172.31		142119.56
78									
79	INTERNATIONAL--SCHEDULED	398216	4353.08		593.97	.59	594.56		4947.64
80									
81	TOTAL----------SCHEDULED	17659290	91874.23	75.11	52248.54	2518.33	54766.87		146716.21
82	NONSCHEDULED	55934	350.99						350.99
83	ALL SERVICES	17715224	92225.22	75.11	52248.54	2518.33	54766.87		147067.20
84									
85	COMMUNITY TOTAL BY CARRIER								
86	AA DOMESTIC-------SCHEDULED	10580805	39581.95		11028.08	2499.02	13527.10		53109.05
87	NONSCHEDULED	1000							
88	ALL SERVICES	10581805	39581.95		11028.08	2499.02	13527.10		53109.05
89									
90	AA INTERNATIONAL--SCHEDULED	366397	4106.90		557.23	.59	557.82		4664.72
91									
92	AA TOTAL----------SCHEDULED	10947202	43688.85		11585.31	2499.61	14084.92		57773.77
93	NONSCHEDULED	1000							
94	ALL SERVICES	10948202	43688.85		11585.31	2499.61	14084.92		57773.77
95									
96	AL DOMESTIC-------SCHEDULED	92055	151.13	2.02	696.68		696.68		849.83
97	NONSCHEDULED	89							
98	ALL SERVICES	92144	151.13	2.02	696.68		696.68		849.83
99									
100	BN DOMESTIC-------SCHEDULED	675353	1011.17	27.60	1.94		1.94		1040.73
101	NONSCHEDULED	49878	130.37						130.37
102	ALL SERVICES	725231	1141.56	27.60	1.94		1.94		1171.10
103									
104	CC DOMESTIC-------SCHEDULED	211268	373.17	.50	457.86		457.86		831.53
105	NONSCHEDULED	108							
106	ALL SERVICES	211396	373.17	.50	457.86		457.86		831.53
107									
108	DL DOMESTIC-------SCHEDULED	4124335	16494.26		25686.31		25686.31		42180.57
109	NONSCHEDULED	419							
110	ALL SERVICES	4124754	16494.26		25686.31		25686.31		42180.57
111									
112									

TABLE 6
ENPLANED REVENUE PASSENGERS, ENPLANED REVENUE TONS OF CARGO AND MAIL, AND AIR TRAFFIC HUB CLASSIFICATIONS, BY TYPE OF OPERATION, BY TYPE OF SERVICE, BY COMMUNITY, AND BY CARRIER

12 MONTHS ENDED DECEMBER 31, 1985

Line No.	Area, state or country / Community / (Airport name) / Carrier / Type of operation / Type of service / Hub type and percent of enplanements	Enplaned passengers	Enplaned revenue tons: Freight	Express	U.S. Mail: Priority	Nonpriority	Total	Foreign mail	Total cargo and mail
	1	2	3	4	5	6	7	8	9
1	COMMUNITY TOTAL BY CARRIER (CONT.)								
2	GL INTERNATIONAL--SCHEDULED	31819	246.10		36.74		36.74		282.92
3									
4	DL TOTAL----------SCHEDULED	4156154	16740.44		25723.05		25723.05		42463.49
5	NONSCHEDULED	419							
6	ALL SERVICES	4156573	16740.44		25723.05		25723.05		42463.49
7									
8	EA DOMESTIC--------SCHEDULED	123218	393.45		3875.71	.19	3875.90		4269.35
9	NONSCHEDULED	1844							
10	ALL SERVICES	125062	393.45		3875.71	.19	3875.90		4269.35
11									
12	EZ DOMESTIC--------SCHEDULED		2990.00						2990.00
13	NONSCHEDULED		80.00						80.00
14	ALL SERVICES		3070.00						3070.00
15									
16	FL DOMESTIC--------SCHEDULED	158261	631.21	19.03	85.30		85.30		735.54
17									
18	FT DOMESTIC--------SCHEDULED		16580.38		325.43	4.24	329.67		18910.05
19									
20	HA DOMESTIC--------SCHEDULED	5150							
21									
22	HC DOMESTIC--------SCHEDULED	417592							
23									
24	ML DOMESTIC--------SCHEDULED	60963							
25	NONSCHEDULED	195							
26	ALL SERVICES	61158							
27									
28	NW DOMESTIC--------SCHEDULED	106490	909.93		1033.82		1033.82		1943.75
29									
30	OZ DOMESTIC--------SCHEDULED	153111	298.05	11.78	1636.74		1636.74		1946.57
31	NONSCHEDULED	1164	.12						.12
32	ALL SERVICES	154275	298.17	11.78	1636.74		1636.74		1946.69
33									
34	PA DOMESTIC--------SCHEDULED	75409	153.71		211.38		211.38		365.09
35	NONSCHEDULED	182							
36	ALL SERVICES	75591	153.71		211.38		211.38		365.09
37									
38	PE DOMESTIC--------SCHEDULED	44941							
39									
40	PI DOMESTIC--------SCHEDULED	228396	956.45		765.30		765.30		1721.75
41	NONSCHEDULED	224							
42	ALL SERVICES	228620	956.45		765.30		765.30		1721.75
43									
44	RC DOMESTIC--------SCHEDULED	113828	466.47	2.93	1813.52	12.49	1826.01		2297.41
45	NONSCHEDULED	164							
46	ALL SERVICES	113992	466.47	2.93	1813.52	12.49	1826.01		2297.41
47									
48	SI DOMESTIC--------SCHEDULED	105846	77.80	8.50	15.00		15.00		101.30
49									
50	TV DOMESTIC--------SCHEDULED	16654	19.70						19.70
51	NONSCHEDULED	3468	140.50						140.50
52	ALL SERVICES	20122	160.20						160.20
53									
54	TW DOMESTIC--------SCHEDULED	80622	47.49		524.44		524.44		571.93
55	NONSCHEDULED	252							
56	ALL SERVICES	80874	47.49		524.44		524.44		571.93
57									
58	UA DOMESTIC--------SCHEDULED	195087	203.21	2.75	2554.49		2554.49		3160.45
59	NONSCHEDULED	947							
60	ALL SERVICES	200034	203.21	2.75	2554.49		2554.49		3160.45
61									
62	VK DOMESTIC--------SCHEDULED		3780.00						3780.00
63									
64	WA DOMESTIC--------SCHEDULED	86353	404.93		542.69	1.80	544.49		949.42
65									
66	WN DOMESTIC--------SCHEDULED	2801406							
67	NONSCHEDULED	1590							
68	ALL SERVICES	2802996							
69									
70	YX DOMESTIC--------SCHEDULED	14909	1.00						1.00
71									
72	COMMUNITY TOTAL								
73	DOMESTIC--------SCHEDULED	20480072	87527.48	75.11	51654.69	2517.74	54172.43		141775.02
74	NONSCHEDULED	57524	350.99						350.99
75	ALL SERVICES	20537596	87878.47	75.11	51654.69	2517.74	54172.43		142126.01
76									
77	INTERNATIONAL--SCHEDULED	398216	4353.08		593.97	.59	594.56		4947.64
78									
79	TOTAL----------SCHEDULED	20878288	91880.55	75.11	52248.66	2518.33	54766.99		146722.66
80	NONSCHEDULED	57524	350.99						350.99
81	ALL SERVICES	20935812	92231.55	75.11	52248.66	2518.33	54766.99		147073.65
82									
83									
84									
85	EL PASO M C.34								
86	(EL PASO INTERNATIONAL)								
87	AA DOMESTIC--------SCHEDULED	243122	1417.57		165.80		165.80		1583.37
88									
89	CO DOMESTIC--------SCHEDULED		.34						.34
90	NONSCHEDULED	257							
91	ALL SERVICES	257	.34						.34
92									
93	DL DOMESTIC--------SCHEDULED	97397	317.69		772.45		772.45		1090.14
94	NONSCHEDULED	390							
95	ALL SERVICES	97787	317.69		772.45		772.45		1090.14
96									
97	EA DOMESTIC--------SCHEDULED	25146	440.06		216.05		216.05		656.11
98									
99	FL DOMESTIC--------SCHEDULED	38373	98.14	1.50					99.64
100	NONSCHEDULED	191							
101	ALL SERVICES	38564	98.14	1.50					99.64
102									
103	HP DOMESTIC--------SCHEDULED	96678	35.16						35.16
104									
105	UA DOMESTIC--------SCHEDULED	27816	169.41	65.41	33.05		33.05		267.87
106									
107	WA DOMESTIC--------SCHEDULED	33556	96.96		136.36	.03	136.39		233.35
108	NONSCHEDULED	242							
109	ALL SERVICES	33798	96.96		136.36	.03	136.39		233.35
110									
111									
112									

TABLE 6
ENPLANED REVENUE PASSENGERS, ENPLANED REVENUE TONS OF CARGO AND MAIL, AND AIR TRAFFIC HUB CLASSIFICATIONS, BY TYPE OF OPERATION, BY TYPE OF SERVICE, BY COMMUNITY, AND BY CARRIER

12 MONTHS ENDED DECEMBER 31, 1985

Line No.	Area, state or country / Community / (Airport name) / Carrier / Type of operation / Type of service / Hub type and percent of enplanements	Enplaned passengers	Enplaned revenue tons: Freight	Express	U.S. Mail: Priority	Nonpriority	Total	Foreign mail	Total cargo and mail
	1	2	3	4	5	6	7	8	9
1	EL PASO INTERNATIONAL (CONT.)								
2	WN DOMESTIC-------SCHEDULED	662212							
3	NONSCHEDULED	747							
4	ALL SERVICES	662959							
5									
6	COMMUNITY TOTAL								
7	DOMESTIC--------SCHEDULED	1228300	2575.33	66.91	1323.71	.03	1323.74		3965.98
8	NONSCHEDULED	1827							
9	ALL SERVICES	1230127	2575.33	66.91	1323.71	.03	1323.74		3965.98
10									
11									
12									
13	HOUSTON L 2.76								
14	(HOUSTON INTERCONTINENTAL) 1.74								
15	AA DOMESTIC-------SCHEDULED	432165	1751.58		565.78	8.36	574.14		2325.72
16									
17	AL DOMESTIC-------SCHEDULED	110967	185.93	3.90	570.14		570.14		759.97
18	NONSCHEDULED	110							
19	ALL SERVICES	111077	185.93	3.90	570.14		570.14		759.97
20									
21	CO DOMESTIC-------SCHEDULED	3436952	13045.80	277.33	12515.01	43.84	12558.85		25881.98
22	NONSCHEDULED	989							
23	ALL SERVICES	3437941	13045.80	277.33	12515.01	43.84	12558.85		25881.98
24									
25	CO INTERNATIONAL--SCHEDULED	332438	2025.59	1.47	347.34		347.34		2374.40
26	NONSCHEDULED	1213							
27	ALL SERVICES	333651	2025.59	1.47	347.34		347.34		2374.40
28									
29	CO TOTAL----------SCHEDULED	3769390	15071.39	278.80	12862.35	43.84	12906.19		28256.38
30	NONSCHEDULED	2202							
31	ALL SERVICES	3771592	15071.39	278.80	12862.35	43.84	12906.19		28256.38
32									
33	CL DOMESTIC-------SCHEDULED	440339	2213.54		1441.37		1441.37		3654.91
34	NONSCHEDULED	126							
35	ALL SERVICES	440465	2213.54		1441.37		1441.37		3654.91
36									
37	EA DOMESTIC-------SCHEDULED	710220	18593.72		3064.66	14.44	3079.10		21672.82
38	NONSCHEDULED	120							
39	ALL SERVICES	710340	18593.72		3064.66	14.44	3079.10		21672.82
40									
41	EA INTERNATIONAL--SCHEDULED	25	.71						.71
42									
43	EA TOTAL----------SCHEDULED	710245	18594.43		3064.66	14.44	3079.10		21673.53
44	NONSCHEDULED	120							
45	ALL SERVICES	710365	18594.43		3064.66	14.44	3079.10		21673.53
46									
47	FT DOMESTIC-------SCHEDULED		11149.98		106.86		106.86		11256.84
48									
49	NW DOMESTIC-------SCHEDULED		3189.35		5.88		5.88		3195.23
50									
51	LZ DOMESTIC-------SCHEDULED	110	.02						.02
52									
53	PA DOMESTIC-------SCHEDULED	25782	159.52		86.63		86.63		246.15
54									
55	PA INTERNATIONAL--SCHEDULED	3570	129.18		5.58		5.58		134.76
56									
57	PA TOTAL----------SCHEDULED	29352	288.70		92.21		92.21		380.91
58									
59	PI DOMESTIC-------SCHEDULED	108179	327.87		215.56		215.56		543.43
60	NONSCHEDULED	276							
61	ALL SERVICES	108455	327.87		215.56		215.56		543.43
62									
63	NC DOMESTIC-------SCHEDULED	12418	49.75		76.45	.03	76.48		126.23
64									
65	TW DOMESTIC-------SCHEDULED	158077	227.90		1409.10		1409.10		1637.00
66	NONSCHEDULED	207							
67	ALL SERVICES	158284	227.90		1409.10		1409.10		1637.00
68									
69	UA DOMESTIC-------SCHEDULED	210834	388.06	13.17	1391.46		1391.46		1792.69
70	NONSCHEDULED	238							
71	ALL SERVICES	211072	388.06	13.17	1391.46		1391.46		1792.69
72									
73	WA DOMESTIC-------SCHEDULED	76155	832.72		223.24		223.24		1055.96
74									
75	WN DOMESTIC-------SCHEDULED	243550							
76	NONSCHEDULED	122							
77	ALL SERVICES	243672							
78									
79	AIRPORT TOTAL								
80	DOMESTIC--------SCHEDULED	5967746	52115.74	294.40	21672.14	66.67	21738.81		74148.95
81	NONSCHEDULED	2188							
82	ALL SERVICES	5969936	52115.74	294.40	21672.14	66.67	21738.81		74148.95
83									
84	INTERNATIONAL--SCHEDULED	336433	2155.48	1.47	352.92		352.92		2509.87
85	NONSCHEDULED	1213							
86	ALL SERVICES	337646	2155.48	1.47	352.92		352.92		2509.87
87									
88	TOTAL----------SCHEDULED	6304181	54271.22	295.87	22025.06	66.67	22091.73		76658.82
89	NONSCHEDULED	3401							
90	ALL SERVICES	6307582	54271.22	295.87	22025.06	66.67	22091.73		76658.82
91									
92	(WILLIAM P HOBBY) 1.02								
93	AA DOMESTIC-------SCHEDULED	278485	90.19		2.45		2.45		92.64
94	NONSCHEDULED	110							
95	ALL SERVICES	278595	90.19		2.45		2.45		92.64
96									
97	BN DOMESTIC-------SCHEDULED	6513							
98	NONSCHEDULED	1296							
99	ALL SERVICES	6209							
100									
101	CO DOMESTIC-------NONSCHEDULED	259							
102									
103	CL DOMESTIC-------SCHEDULED	159485	191.84		1.43		1.43		193.27
104	NONSCHEDULED	728							
105	ALL SERVICES	160213	191.84		1.43		1.43		193.27
106									
107	EA DOMESTIC-------SCHEDULED	52137	116.41		954.71	5.16	959.87		1076.28
108	NONSCHEDULED	146							
109	ALL SERVICES	52283	116.41		954.71	5.16	959.87		1076.28
110									
111									
112									

TABLE 6
ENPLANED REVENUE PASSENGERS, ENPLANED REVENUE TONS OF CARGO AND MAIL, AND AIR TRAFFIC HUB CLASSIFICATIONS, BY TYPE OF OPERATION, BY TYPE OF SERVICE, BY COMMUNITY, AND BY CARRIER

12 MONTHS ENDED DECEMBER 31, 1985

Line No.	Area, state or country / Community / (Airport name) / Carrier / Type of operation / Type of service / Hub type and percent of enplanements	Enplaned passengers	Enplaned revenue tons: Freight	Express	U.S. Mail: Priority	Nonpriority	Total	Foreign mail	Total cargo and mail
	1	2	3	4	5	6	7	8	9
1	WILLIAM P HOBBY (CONT.)								
2	FL DOMESTIC-------SCHEDULED	96327	747.06	20.59					767.65
3									
4	FT DOMESTIC-------SCHEDULED		16.95		.19		.19		17.14
5									
6	MC DOMESTIC-------SCHEDULED	631151							
7									
8	CZ DOMESTIC-------SCHEDULED	80241	155.55	2.81	.07		.07		158.43
9	NONSCHEDULED	931							
10	ALL SERVICES	81172	155.55	2.81	.07		.07		158.43
11									
12	PA DOMESTIC-------SCHEDULED	62691	47.51		.56		.56		48.07
13	NONSCHEDULED	201							
14	ALL SERVICES	63092	47.51		.56		.56		48.07
15									
16	PE DOMESTIC-------SCHEDULED	224538							
17									
18	RC DOMESTIC-------SCHEDULED	113749	717.14	3.07	21.08	9.81	30.89		751.10
19									
20	WN DOMESTIC-------SCHEDULED	1999068							
21	NONSCHEDULED	1159							
22	ALL SERVICES	2000227							
23									
24	AIRPORT TOTAL								
25	DOMESTIC-------SCHEDULED	3704985	2082.65	26.47	980.49	14.97	995.46		3104.58
26	NONSCHEDULED	4830							
27	ALL SERVICES	3709815	2082.65	26.47	980.49	14.97	995.46		3104.58
28									
29	COMMUNITY TOTAL BY CARRIER								
30	AA DOMESTIC-------SCHEDULED	710650	1841.77		568.23	8.36	576.59		2418.36
31	NONSCHEDULED	110							
32	ALL SERVICES	710760	1841.77		568.23	8.36	576.59		2418.36
33									
34	AL DOMESTIC-------SCHEDULED	110967	185.93	3.90	570.14		570.14		759.97
35	NONSCHEDULED	110							
36	ALL SERVICES	111077	185.93	3.90	570.14		570.14		759.97
37									
38	BN DOMESTIC-------SCHEDULED	6913							
39	NONSCHEDULED	1296							
40	ALL SERVICES	8209							
41									
42	CO DOMESTIC-------SCHEDULED	3436952	13045.80	277.33	12515.01	43.84	12558.85		25881.98
43	NONSCHEDULED	1248							
44	ALL SERVICES	3438200	13045.80	277.33	12515.01	43.84	12558.85		25881.98
45									
46	CO INTERNATIONAL--SCHEDULED	332438	2025.59	1.47	347.34		347.34		2374.40
47	NONSCHEDULED	1213							
48	ALL SERVICES	333651	2025.59	1.47	347.34		347.34		2374.40
49									
50	CO TOTAL---------SCHEDULED	3769390	15071.39	278.80	12862.35	43.84	12906.19		28256.38
51	NONSCHEDULED	2461							
52	ALL SERVICES	3771851	15071.39	278.80	12862.35	43.84	12906.19		28256.38
53									
54	CL DOMESTIC-------SCHEDULED	599824	2405.38		1442.80		1442.80		3848.18
55	NONSCHEDULED	854							
56	ALL SERVICES	600678	2405.38		1442.80		1442.80		3848.18
57									
58	EA DOMESTIC-------SCHEDULED	762357	18710.13		4019.37	19.60	4038.97		22749.10
59	NONSCHEDULED	266							
60	ALL SERVICES	762623	18710.13		4019.37	19.60	4038.97		22749.10
61									
62	EA INTERNATIONAL--SCHEDULED	25	.71						.71
63									
64	EA TOTAL---------SCHEDULED	762382	18710.84		4019.37	19.60	4038.97		22749.81
65	NONSCHEDULED	266							
66	ALL SERVICES	762648	18710.84		4019.37	19.60	4038.97		22749.81
67									
68	FL DOMESTIC-------SCHEDULED	96327	747.06	20.59					767.65
69									
70	FT DOMESTIC-------SCHEDULED		11166.93		107.05		107.05		11273.98
71									
72	MC DOMESTIC-------SCHEDULED	631151							
73									
74	NW DOMESTIC-------SCHEDULED		3189.35		5.88		5.88		3195.23
75									
76	CZ DOMESTIC-------SCHEDULED	80351	155.97	2.81	.07		.07		158.45
77	NONSCHEDULED	931							
78	ALL SERVICES	81282	155.97	2.81	.07		.07		158.45
79									
80	PA DOMESTIC-------SCHEDULED	88673	207.03		87.19		87.19		294.22
81	NONSCHEDULED	201							
82	ALL SERVICES	88874	207.03		87.19		87.19		294.22
83									
84	PA INTERNATIONAL--SCHEDULED	3970	129.18		5.58		5.58		134.76
85									
86	PA TOTAL---------SCHEDULED	92643	336.21		92.77		92.77		428.98
87	NONSCHEDULED	201							
88	ALL SERVICES	92844	336.21		92.77		92.77		428.98
89									
90	PE DOMESTIC-------SCHEDULED	224538							
91									
92	PI DOMESTIC-------SCHEDULED	108179	327.87		215.56		215.56		543.43
93	NONSCHEDULED	276							
94	ALL SERVICES	108455	327.87		215.56		215.56		543.43
95									
96	RC DOMESTIC-------SCHEDULED	126167	766.89	3.07	97.53	9.84	107.37		877.33
97									
98	TW DOMESTIC-------SCHEDULED	158077	227.90		1409.10		1409.10		1637.00
99	NONSCHEDULED	207							
100	ALL SERVICES	158284	227.90		1409.10		1409.10		1637.00
101									
102	UA DOMESTIC-------SCHEDULED	210834	388.06	13.17	1391.46		1391.46		1792.69
103	NONSCHEDULED	238							
104	ALL SERVICES	211072	388.06	13.17	1391.46		1391.46		1792.69
106									
108	WA DOMESTIC-------SCHEDULED	78155	832.72		223.24		223.24		1055.96
107									
108	WN DOMESTIC-------SCHEDULED	2242618							
109	NONSCHEDULED	1281							
110	ALL SERVICES	2243899							
111									
112									

TABLE 6
ENPLANED REVENUE PASSENGERS, ENPLANED REVENUE TONS OF CARGO AND MAIL, AND AIR TRAFFIC HUB CLASSIFICATIONS, BY TYPE OF OPERATION, BY TYPE OF SERVICE, BY COMMUNITY, AND BY CARRIER

12 MONTHS ENDED DECEMBER 31, 1985

Line No.	Area, state or country / Community / (Airport name) / Carrier / Type of operation / Type of service / Hub type and percent of enplanements	Enplaned passengers	Enplaned revenue tons: Freight	Express	U.S. Mail: Priority	Nonpriority	Total	Foreign mail	Total cargo and mail
	1	2	3	4	5	6	7	8	9
1	COMMUNITY TOTAL								
2	DOMESTIC-------SCHEDULED	9672733	54198.39	320.87	22652.63	81.64	22734.27		77253.53
3	NONSCHEDULED	7618							
4	ALL SERVICES	9679751	54198.39	320.87	22652.63	81.64	22734.27		77253.53
5									
6	INTERNATIONAL--SCHEDULED	336433	2155.48	1.47	352.92		352.92		2509.87
7	NONSCHEDULED	1213							
8	ALL SERVICES	337646	2155.48	1.47	352.92		352.92		2509.87
9									
10	TOTAL----------SCHEDULED	10009166	56353.87	322.34	23005.55	81.64	23087.19		79703.40
11	NONSCHEDULED	8231							
12	ALL SERVICES	10017397	56353.87	322.34	23005.55	81.64	23087.19		79703.40
13									
14									
15									
16	LONGVIEW/KILGORE/GLADWATER N C.00								
17	(GREGG COUNTY)								
18									
19									
20	LUBBOCK S C.16								
21	(LUBBOCK REGIONAL)								
22	AA DOMESTIC-------SCHEDULED	115284	104.62		102.92		102.92		207.54
23									
24	AP DOMESTIC-------SCHEDULED	11969	11.42						11.42
25	NONSCHEDULED	28							
26	ALL SERVICES	11997	11.42						11.42
27									
28	DL DOMESTIC-------SCHEDULED	86812	86.84		341.12		341.12		427.96
29									
30	NW DOMESTIC-------SCHEDULED	357231							
31	NONSCHEDULED	366							
32	ALL SERVICES	357597							
33									
34	COMMUNITY TOTAL								
35	DOMESTIC-------SCHEDULED	565296	202.88		444.04		444.04		646.92
36	NONSCHEDULED	394							
37	ALL SERVICES	565690	202.88		444.04		444.04		646.92
38									
39									
40									
41	MIDLAND/ODESSA S C.18								
42	(MIDLAND REGIONAL)								
43	AA DOMESTIC-------SCHEDULED	142276	314.18		53.22	.05	53.27		367.45
44									
45	FL DOMESTIC-------SCHEDULED	31441	71.63	2.71	.02		.02		74.36
46									
47	MC DOMESTIC-------SCHEDULED	72729							
48									
49	NW DOMESTIC-------SCHEDULED	391120							
50	NONSCHEDULED	488							
51	ALL SERVICES	391608							
52									
53	COMMUNITY TOTAL								
54	DOMESTIC-------SCHEDULED	637568	385.81	2.71	53.24	.05	53.29		441.81
55	NONSCHEDULED	488							
56	ALL SERVICES	638056	385.81	2.71	53.24	.05	53.29		441.81
57									
58									
59									
60	MISSION/MCALLEN/EDINBURG S C.05								
61	(MILLER INTERNATIONAL)								
62	CO DOMESTIC-------SCHEDULED	128272	191.19	1.69	170.60		170.60		363.48
63									
64	MC DOMESTIC-------SCHEDULED	65504							
65									
66	COMMUNITY TOTAL								
67	DOMESTIC-------SCHEDULED	194176	191.19	1.69	170.60		170.60		363.48
68									
69									
70									
71	SAN ANTONIO M C.60								
72	(SAN ANTONIO INTERNATIONAL)								
73	AA DOMESTIC-------SCHEDULED	443541	706.90		312.23	.88	313.13		1100.03
74									
75	AL DOMESTIC-------SCHEDULED	44066	47.45		258.55		258.55		306.00
76									
77	CO DOMESTIC-------SCHEDULED	212864	324.20	1.62	1042.49		1042.49		1368.51
78									
79	CL DOMESTIC-------SCHEDULED	274780	476.69		1591.73		1591.73		2068.42
80									
81	EA DOMESTIC-------SCHEDULED	101805	338.44		1037.67		1037.67		1376.11
82									
83	EA INTERNATIONAL--SCHEDULED	24553	107.13		17.02	.13	17.15		124.28
84									
85	EA TOTAL----------SCHEDULED	126358	445.57		1054.69	.13	1054.82		1500.39
86									
87	MC DOMESTIC-------SCHEDULED	25148							
88									
89	OZ DOMESTIC-------SCHEDULED	63373	74.83	.14	161.10		161.10		236.07
90	NONSCHEDULED	88							
91	ALL SERVICES	63461	74.83	.14	161.10		161.10		236.07
92									
93	PA DOMESTIC-------SCHEDULED	11648	10.49		10.69		10.69		21.18
94	NONSCHEDULED	120							
95	ALL SERVICES	11768	10.49		10.69		10.69		21.18
96									
97	TW DOMESTIC-------SCHEDULED	91512	73.71	.30	522.08		522.08		596.09
98									
99	UA DOMESTIC-------SCHEDULED	84486	130.70	3.31	1181.04		1181.04		1315.13
100									
101	WA DOMESTIC-------SCHEDULED	5151	9.40		7.50	.15	7.65		17.09
102									
103	WN DOMESTIC-------SCHEDULED	776666							
104									
105	COMMUNITY TOTAL								
106	DOMESTIC-------SCHEDULED	2137662	2272.99	5.57	6125.16	1.07	6126.17		8404.63
107	NONSCHEDULED	268							
108	ALL SERVICES	2137870	2272.99	5.57	6125.16	1.07	6126.17		8404.63
109									
110	INTERNATIONAL--SCHEDULED	24553	107.13		17.02	.13	17.15		124.28
111									
112									

TABLE 6
ENPLANED REVENUE PASSENGERS, ENPLANED REVENUE TONS OF CARGO AND MAIL, AND AIR TRAFFIC HUB CLASSIFICATIONS, BY TYPE OF OPERATION, BY TYPE OF SERVICE, BY COMMUNITY, AND BY CARRIER

12 MONTHS ENDED DECEMBER 31, 1965

Line No.	Area, state or country / Community (Airport name) / Carrier / Type of operation / Type of service, Hub type and percent of enplanements	Enplaned passengers	Enplaned revenue tons: Freight	Express	U.S. Mail: Priority	Nonpriority	Total	Foreign mail	Total cargo and mail
	1	2	3	4	5	6	7	8	9
1	COMMUNITY TOTAL (CONT.)								
2	TOTAL----------SCHEDULED	2162215	2360.02	5.57	6142.12	1.20	6143.32		8528.91
3	NONSCHEDULED	208							
4	ALL SERVICES	2162423	2360.02	5.57	6142.12	1.20	6143.32		8528.91
8	WACO A C.CO								
9	(WACO MUNI)								
12	WICHITA FALLS A C.CO								
13	(SHEPPARD AFB/WF.FALLS AIR TRML)								
14	COMMUNITY TOTAL								
17	UTAH								
18	----------								
21	OGDEN A C.CO								
22	(OGDEN MUNI)								
23	WA DOMESTIC--------SCHEDULED	71	.30						.30
24	NONSCHEDULED	120							
25	ALL SERVICES	191	.30						.30
27	COMMUNITY TOTAL								
28	DOMESTIC--------SCHEDULED	71	.30						.30
29	NONSCHEDULED	120							
30	ALL SERVICES	191	.30						.30
34	SALT LAKE CITY L 1.14								
35	(SALT LAKE CITY INTL)								
36	AA DOMESTIC--------SCHEDULED	144946	597.17		236.95	.30	237.25		834.42
38	AP DOMESTIC--------SCHEDULED	106							
40	CO DOMESTIC--------SCHEDULED	184092	534.84	1.10	1008.64		1008.64		1544.58
42	CO INTERNATIONAL--SCHEDULED	247							
44	CO TOTAL----------SCHEDULED	184339	534.84	1.10	1008.64		1008.64		1544.58
46	DL DOMESTIC--------SCHEDULED	75658	482.15		368.40		368.40		850.55
47	NONSCHEDULED	96							
48	ALL SERVICES	75754	482.15		368.40		368.40		850.55
50	EA DOMESTIC--------SCHEDULED	40448	424.36		766.77	.15	768.92		1193.28
52	FL DOMESTIC--------SCHEDULED	120785	312.66	27.93	12.15		12.15		352.74
53	NONSCHEDULED	20390							
54	ALL SERVICES	141175	312.66	27.93	12.15		12.15		352.74
56	HP DOMESTIC--------SCHEDULED	79272	16.97						16.97
58	QX DOMESTIC--------SCHEDULED	25786	60.76		116.50		116.50		177.26
60	RC DOMESTIC--------SCHEDULED	30696	108.15	.18	190.97	3.04	194.01		302.34
61	NONSCHEDULED	306							
62	ALL SERVICES	31002	108.15	.18	190.97	3.04	194.01		302.34
64	TW DOMESTIC--------SCHEDULED	53788	854.50	.70	539.89	1.95	541.84		1397.04
66	UA DOMESTIC--------SCHEDULED	281433	816.55	25.50	1185.86		1185.86		2027.91
67	NONSCHEDULED	672							
68	ALL SERVICES	282105	816.55	25.50	1185.86		1185.86		2027.91
70	WA DOMESTIC--------SCHEDULED	3033511	12597.35		13669.55	2.21	13671.76		26469.11
71	NONSCHEDULED	812							
72	ALL SERVICES	3034323	12597.35		13669.55	2.21	13671.76		26469.11
74	COMMUNITY TOTAL								
75	DOMESTIC--------SCHEDULED	4114521	16605.46	55.41	18297.68	7.65	18305.33		34966.20
76	NONSCHEDULED	22276							
77	ALL SERVICES	4136797	16605.46	55.41	18297.68	7.65	18305.33		34966.20
79	INTERNATIONAL--SCHEDULED	247							
81	TOTAL----------SCHEDULED	4114768	16605.46	55.41	18297.66	7.65	18305.33		34966.20
82	NONSCHEDULED	22276							
83	ALL SERVICES	4137044	16605.46	55.41	18297.68	7.65	18305.33		34966.20
87	VERMONT								
88	----------								
91	BURLINGTON S C.10								
92	(BURLINGTON INTERNATIONAL)								
93	AL DOMESTIC--------SCHEDULED	111931	210.35	1.26	8.30		8.30		219.91
94	PE DOMESTIC--------SCHEDULED	197492	10.34						10.34
96	PN DOMESTIC--------SCHEDULED	848	.30						.30
98	UA DOMESTIC--------SCHEDULED	36640	152.46	1.35	10.09	2.54	12.63		166.44
100	UR DOMESTIC--------SCHEDULED	9156	1.78		5.26		5.26		7.04
102	COMMUNITY TOTAL								
104	DOMESTIC--------SCHEDULED	356067	375.23	2.61	23.65	2.54	26.19		404.03

TABLE 6
ENPLANED REVENUE PASSENGERS, ENPLANED REVENUE TONS OF CARGO AND MAIL AND AIR TRAFFIC HUB CLASSIFICATIONS, BY TYPE OF OPERATION, BY TYPE OF SERVICE, BY COMMUNITY AND BY CARRIER

12 MONTHS ENDED DECEMBER 31, 1985

Line No.	Area, state or country / Community / (Airport name) / Carrier / Type of operation / Type of service / Hub type and percent of enplanements	Enplaned passengers	Freight	Express	Freight	Mail		
	1	2	3	4		5		
1	VIRGINIA							
5	CHARLOTTESVILLE N C.00							
6	(CHARLOTTESVILLE-ALBERMARLE)							
7	PI DOMESTIC-------SCHEDULED	35657	69.17		[illegible]		2.58	91.77
8	NONSCHEDULED	1037						
9	ALL SERVICES	36694	69.17		[illegible]		2.58	91.77
13	LYNCHBURG N C.00							
14	(LYNCHBURG MUN/PRESTON GLEN FLD)							
15	PI DOMESTIC-------SCHEDULED	21453	23.45		.71		.72	24.17
19	NEWPRT NEW/HAMPTON/WILLBG/YRTN N C.00							
20	(PATRICK HENRY)							
21	AL DOMESTIC-------SCHEDULED	26384	7.51		.06		.06	7.57
25	NORFLK/VA BCH/PTSMTH/CHESAPK N C.43							
26	(NORFOLK REGIONAL)							
27	AA DOMESTIC-------SCHEDULED	18084	16.94		6.98		6.98	17.82
29	AL DOMESTIC-------SCHEDULED	274740	[illegible]		223.76		223.76	405.29
30	NONSCHEDULED	34						
31	ALL SERVICES	274774	181.53		223.76		223.76	405.29
33	EL DOMESTIC-------SCHEDULED	122612	320.[illegible]		[illegible]		332.29	652.79
35	EA DOMESTIC-------SCHEDULED	147191	307.17		491.74	.03	492.77	800.96
37	LZ DOMESTIC-------SCHEDULED	25640	21.[illegible]	[illegible]	135.[illegible]		135.00	161.96
39	PE DOMESTIC-------SCHEDULED	145121						
41	PI DOMESTIC-------SCHEDULED	664673	[illegible]		[illegible]		[illegible]	1249.52
42	NONSCHEDULED	631						
43	ALL SERVICES	665304	[illegible]		[illegible]		[illegible]	1249.52
45	TW DOMESTIC-------SCHEDULED	40264	10.[illegible]		[illegible]		[illegible]	11.[illegible]
47	UA DOMESTIC-------SCHEDULED	50129	177.[illegible]	[illegible]	127.21		127.[illegible]	[illegible].14
48	NONSCHEDULED	270						
49	ALL SERVICES	50399	177.[illegible]	[illegible]	127.[illegible]		127.[illegible]	[illegible].14
51	COMMUNITY TOTAL							
52	DOMESTIC-------SCHEDULED	1553454	1457.71	[illegible]	[illegible].71	.03	[illegible]	[illegible]
53	NONSCHEDULED	995						
54	ALL SERVICES	1554449	1457.71	[illegible]	[illegible].71	.03	[illegible]	[illegible]
58	RICHMOND S C.19							
59	(RICHARD E BYRD FLYING FIELD)							
60	AA DOMESTIC-------SCHEDULED	12092	[illegible]		16.[illegible]		16.[illegible]	[illegible]
62	AL DOMESTIC-------SCHEDULED	65472	19.12	.11	165.28		165.[illegible]	[illegible].49
63	NONSCHEDULED	80						
64	ALL SERVICES	65552	19.12	.11	165.28		165.28	[illegible].49
66	EL DOMESTIC-------SCHEDULED	92231	320.72		503.21		503.21	[illegible].94
67	NONSCHEDULED	45						
68	ALL SERVICES	92276	320.73		503.21		503.21	[illegible].94
70	EA DOMESTIC-------SCHEDULED	141259	345.27		721.52	.13	721.67	1066.89
72	NY DOMESTIC-------SCHEDULED	25						
74	PI DOMESTIC-------SCHEDULED	344768	443.04		860.38		860.[illegible]	1304.02
76	UA DOMESTIC-------SCHEDULED	46647	54.34	3.04	106.70		106.70	164.12
77	NONSCHEDULED	78						
78	ALL SERVICES	46725	54.38	3.04	106.70		106.70	164.12
80	COMMUNITY TOTAL							
81	DOMESTIC-------SCHEDULED	703294	1273.13	3.15	2397.04	.10	2397.14	3675.47
82	NONSCHEDULED	203						
83	ALL SERVICES	703497	1273.13	3.15	2397.04	.10	2397.14	3675.47
87	ROANOKE S C.06							
88	(ROANOKE MUNI)							
89	PI DOMESTIC-------SCHEDULED	227886	266.14		582.18		582.18	848.32
90	NONSCHEDULED	545						
91	ALL SERVICES	228431	266.14		582.18		582.18	848.32
95	WASHINGTON							
99	BELLINGHAM N C.00							
100	(BELLINGHAM MUNI)							
101	PS DOMESTIC-------SCHEDULED	3366	45.87		.80		.80	46.67
105	EVERETT N C.00							
106	(SNOHOMISH COUNTY/PAINE COUNTY)							
107	CO DOMESTIC-------SCHEDULED	35						
109	UA DOMESTIC-------SCHEDULED	866	36.55			.02	.02	36.57

TABLE 6
ENPLANED REVENUE PASSENGERS, ENPLANED REVENUE TONS OF CARGO AND MAIL, AND AIR TRAFFIC HUB CLASSIFICATIONS, BY TYPE OF OPERATION, BY TYPE OF SERVICE, BY COMMUNITY, AND BY CARRIER

12 MONTHS ENDED DECEMBER 31, 1985

Line No.	Area, state or country / Community / (Airport name) / Carrier / Type of operation / Type of service / Hub type and percent of enplanements	Enplaned passengers	Enplaned revenue tons: Freight	Express	U.S. Mail: Priority	Nonpriority	Total	Foreign mail	Total cargo and mail
	1	2	3	4	5	6	7	8	9
1	SNOHOMISH COUNTY/PAINE COUNTY (CONT.)								
2	WA DOMESTIC-------SCHEDULED	729			.05		.05		.05
3									
4	COMMUNITY TOTAL								
5	DOMESTIC-------SCHEDULED	1430	36.55		.05	.02	.07		36.62
6									
7									
8									
9	MOSES LAKE N C.00								
10	(GRANT COUNTY)								
11	CZ DOMESTIC-------SCHEDULED	293	1.10		.10		.10		1.20
12									
13	OX DOMESTIC-------SCHEDULED	1675	3.78						3.78
14									
15	UA DOMESTIC-------SCHEDULED	571	36.49						36.49
16	NONSCHEDULED	588							
17	ALL SERVICES	1159	36.49						36.49
18									
19	COMMUNITY TOTAL								
20	DOMESTIC-------SCHEDULED	2539	41.37		.10		.10		41.47
21	NONSCHEDULED	588							
22	ALL SERVICES	3127	41.37		.10		.10		41.47
23									
24									
25									
26	OLYMPIA N C.00								
27	(OLYMPIA AIRPORT)								
28	CZ DOMESTIC-------SCHEDULED	3133	2.30		.02		.02		2.32
29									
30									
31									
32	PASCO/KENNEWICK/RICHLAND N C.00								
33	(TRI-CITIES)								
34	AS DOMESTIC-------SCHEDULED	15757	6.50		.07	13.56	13.63		20.13
35									
36	CZ DOMESTIC-------SCHEDULED	26424	10.60		2.20		2.20	.50	13.30
37									
38	PS DOMESTIC-------SCHEDULED	1056							
39									
40	OX DOMESTIC-------SCHEDULED	68392	57.29		27.31		27.31		84.60
41	NONSCHEDULED	40							
42	ALL SERVICES	68432	57.29		27.31		27.31		84.60
43									
44	WA DOMESTIC-------SCHEDULED	32992	184.69		52.63		52.63		237.32
45									
46	COMMUNITY TOTAL								
47	DOMESTIC-------SCHEDULED	144621	259.08		82.21	13.56	95.77	.50	355.35
48	NONSCHEDULED	40							
49	ALL SERVICES	144661	259.08		82.21	13.56	95.77	.50	355.35
50									
51									
52									
53	PULLMAN/MOSCOW N C.00								
54	(PULLMAN-MOSCOW REGIONAL)								
55	CZ DOMESTIC-------SCHEDULED	5516	4.80						4.80
56	NONSCHEDULED	72							
57	ALL SERVICES	5588	4.80						4.80
58									
59	OX DOMESTIC-------SCHEDULED	12505	3.86						3.86
60	NONSCHEDULED	80							
61	ALL SERVICES	12585	3.86						3.86
62									
63	COMMUNITY TOTAL								
64	DOMESTIC-------SCHEDULED	22421	8.66						8.66
65	NONSCHEDULED	152							
66	ALL SERVICES	22573	8.66						8.66
67									
68									
69									
70	SEATTLE/TACOMA L 1.58								
71	(BOEING FIELD INTL.) C.00								
72	AA DOMESTIC-------SCHEDULED	1810	1.79		1.89		1.89		3.68
73									
74	CL DOMESTIC-------SCHEDULED	600			2.08		2.08		2.08
75									
76	FL DOMESTIC-------SCHEDULED	816	.65		.08		.08		.73
77									
78	FT DOMESTIC-------SCHEDULED		10.30		.09	.74	.83		11.13
79									
80	HA DOMESTIC-------SCHEDULED	1152							
81									
82	NW DOMESTIC-------SCHEDULED	5204	20.94		6.98		6.98		27.92
83									
84	PS DOMESTIC-------SCHEDULED	1575							
85									
86	RC DOMESTIC-------SCHEDULED	1040	.35						.35
87									
88	UA DOMESTIC-------SCHEDULED	147							
89									
90	WA DOMESTIC-------SCHEDULED	2330	.92		.40		.40		1.32
91									
92	AIRPORT TOTAL								
93	DOMESTIC-------SCHEDULED	14678	34.95		11.52	.74	12.26		47.21
94									
95	(SEATTLE-TACOMA INTERNATIONAL) 1.57								
96	AA DOMESTIC-------SCHEDULED	281112	935.74		429.06		429.06		1364.80
97									
98	AS DOMESTIC-------SCHEDULED	925965	7439.82		134.15	5714.00	5848.15		13287.97
99	NONSCHEDULED	3065							
100	ALL SERVICES	929030	7439.82		134.15	5714.00	5848.15		13287.97
101									
102	CO DOMESTIC-------SCHEDULED	159039	1346.50	7.12	735.60		735.60		2089.22
103	NONSCHEDULED	435							
104	ALL SERVICES	159474	1346.50	7.12	735.60		735.60		2089.22
105									
106	CZ DOMESTIC-------SCHEDULED	83170	160.80		36.00		36.00	2.01	198.81
107	NONSCHEDULED	97							
108	ALL SERVICES	83267	160.80		36.00		36.00	2.01	198.81
109									
110	DL DOMESTIC-------SCHEDULED	191571	2958.82		1142.62		1142.62		4101.44
111	NONSCHEDULED	93							
112	ALL SERVICES	191664	2958.82		1142.62		1142.62		4101.44

TABLE 6
ENPLANED REVENUE PASSENGERS, ENPLANED REVENUE TONS OF CARGO AND MAIL, AND AIR TRAFFIC HUB CLASSIFICATIONS, BY TYPE OF OPERATION, BY TYPE OF SERVICE, BY COMMUNITY, AND BY CARRIER

12 MONTHS ENDED DECEMBER 31, 1965

Line No.	Area, state or country / Community / (Airport name) / Carrier / Type of operation / Type of service / Hub type and percent of enplanements	Enplaned passengers	Enplaned revenue tons: Freight	Express	U.S. Mail: Priority	Nonpriority	Total	Foreign mail	Total cargo and mail
	1	2	3	4	5	6	7	8	9
1	SEATTLE-TACOMA INTERNATIONAL (CONT.)								
2	EA DOMESTIC-------SCHEDULED	173923	2282.87		938.92	.58	939.50		3222.37
3	NONSCHEDULED	304							
4	ALL SERVICES	174227	2282.87		938.92	.58	939.50		3222.37
5									
6	EA INTERNATIONAL--SCHEDULED	175							
7									
8	EA TOTAL----------SCHEDULED	174098	2282.87		938.92	.58	939.50		3222.37
9	NONSCHEDULED	304							
10	ALL SERVICES	174402	2282.87		938.92	.58	939.50		3222.37
11									
12	EF DOMESTIC-------SCHEDULED	10254							
13	NONSCHEDULED	1078							
14	ALL SERVICES	11332							
15									
16	EZ DOMESTIC-------SCHEDULED		2076.00						2076.00
17	NONSCHEDULED		15.00						15.00
18	ALL SERVICES		2091.00						2091.00
19									
20	FL DOMESTIC-------SCHEDULED	50410	775.99	5.36	22.43		22.43		803.78
21									
22	FT DOMESTIC-------SCHEDULED		6722.35		333.49	118.94	452.43		7174.78
23									
24	PA DOMESTIC-------SCHEDULED	16126							
25	NONSCHEDULED	6471							
26	ALL SERVICES	22597							
27									
28	NW DOMESTIC-------SCHEDULED	756145	21429.98		9347.27	79.11	9426.38	32.74	30889.10
29	NONSCHEDULED	98							
30	ALL SERVICES	756243	21429.98		9347.27	79.11	9426.38	32.74	30889.10
31									
32	NW INTERNATIONAL--SCHEDULED	156853	3845.67		2414.12	198.76	2612.88	303.34	6761.89
33									
34	NW TOTAL----------SCHEDULED	554998	25275.65		11761.39	277.87	12039.26	336.08	37650.99
35	NONSCHEDULED	98							
36	ALL SERVICES	555096	25275.65		11761.39	277.87	12039.26	336.08	37650.99
37									
38	CC DOMESTIC-------SCHEDULED	214097	467.88	.07	486.88		486.88		954.83
39	NONSCHEDULED	366							
40	ALL SERVICES	214463	467.88	.07	486.88		486.88		954.83
41									
42	PA DOMESTIC-------SCHEDULED	7040	45.88						45.88
43									
44	PA INTERNATIONAL--SCHEDULED	29887	447.90		27.46		27.46		475.36
45									
46	PA TOTAL----------SCHEDULED	36927	493.78		27.46		27.46		521.24
47									
48	PS DOMESTIC-------SCHEDULED	287804	696.48		717.16		717.16		1413.64
49	NONSCHEDULED	4276							
50	ALL SERVICES	292080	696.48		717.16		717.16		1413.64
51									
52	UX DOMESTIC-------SCHEDULED	203909	518.10		118.47		118.47		636.57
53	NONSCHEDULED	40							
54	ALL SERVICES	203949	518.10		118.47		118.47		636.57
55									
56	WC DOMESTIC-------SCHEDULED	137884	676.28	5.17	635.44	5.36	644.80		1326.25
57	NONSCHEDULED	100							
58	ALL SERVICES	137984	676.23	5.17	635.44	5.36	644.80		1326.25
59									
60	WV DOMESTIC-------SCHEDULED	1264	27.96						27.96
61									
62	TW DOMESTIC-------SCHEDULED	131848	1366.36	.57	1828.25		1828.25		3197.70
63	NONSCHEDULED	98							
64	ALL SERVICES	131946	1366.88	.57	1828.25		1828.25		3197.70
65									
66	UA DOMESTIC-------SCHEDULED	1146061	13343.35	42.07	3527.63	384.30	3911.93		17297.35
67	NONSCHEDULED	981							
68	ALL SERVICES	1147042	13343.35	42.07	3527.63	384.30	3911.93		17297.35
69									
70	UA INTERNATIONAL--SCHEDULED	107040	497.49					340.88	838.37
71									
72	UA TOTAL----------SCHEDULED	1253101	13840.84	42.07	3527.63	384.30	3911.93	340.88	18135.72
73	NONSCHEDULED	981							
74	ALL SERVICES	1254082	13840.84	42.07	3527.63	384.30	3911.93	340.88	18135.72
75									
76	WA DOMESTIC-------SCHEDULED	458131	4798.01		4416.91	.48	4417.39		9215.40
77	NONSCHEDULED	278							
78	ALL SERVICES	458409	4798.01		4416.91	.48	4417.39		9215.40
79									
80	AIRPORT TOTAL								
81	DOMESTIC-------SCHEDULED	5395753	66071.09	60.36	24850.28	6306.77	31157.05	34.75	99323.85
82	NONSCHEDULED	17780	15.00						15.00
83	ALL SERVICES	5413533	66086.09	60.36	24850.28	6306.77	31157.05	34.75	99338.85
84									
85	INTERNATIONAL--SCHEDULED	255955	4791.00		2441.58	198.76	2640.34	644.22	8075.62
86									
87	TOTAL----------SCHEDULED	5651708	72862.75	60.36	27291.86	6505.53	33797.39	678.97	107399.47
88	NONSCHEDULED	17780	15.00						15.00
89	ALL SERVICES	5709488	72877.75	60.36	27291.86	6505.53	33797.39	678.97	107414.47
90									
91	(MECHLNG APE) C.CC								
92	FT DOMESTIC-------SCHEDULED		29.88						29.88
93									
94	COMMUNITY TOTAL BY CARRIER								
95	AA DOMESTIC-------SCHEDULED	262922	937.53		430.95		430.95		1368.48
96									
97	AS DOMESTIC-------SCHEDULED	525965	7439.82		134.15	5714.00	5848.15		13287.97
98	NONSCHEDULED	3065							
99	ALL SERVICES	529030	7439.82		134.15	5714.00	5848.15		13287.97
100									
101	CO DOMESTIC-------SCHEDULED	199639	1346.50	7.12	737.68		737.68		2091.30
102	NONSCHEDULED	435							
103	ALL SERVICES	200074	1346.50	7.12	737.68		737.68		2091.30
104									
105	CZ DOMESTIC-------SCHEDULED	83170	160.80		36.00		36.00	2.01	198.81
106	NONSCHEDULED	97							
107	ALL SERVICES	83267	160.80		36.00		36.00	2.01	198.81
108									
109	DL DOMESTIC-------SCHEDULED	191571	2958.62		1142.62		1142.62		4101.44
110	NONSCHEDULED	93							
111	ALL SERVICES	191664	2958.62		1142.62		1142.62		4101.44
112									

TABLE 6
ENPLANED REVENUE PASSENGERS, ENPLANED REVENUE TONS OF CARGO AND MAIL, AND AIR TRAFFIC HUB CLASSIFICATIONS, BY TYPE OF OPERATION, BY TYPE OF SERVICE, BY COMMUNITY, AND BY CARRIER

12 MONTHS ENDED DECEMBER 31, 1985

Line No.	Area, state or country / Community (Airport name) / Carrier / Type of operation / Type of service / Hub type and percent of enplanements	Enplaned passengers	Enplaned revenue tons: Freight	Express	U.S. Mail: Priority	Nonpriority	Total	Foreign mail	Total cargo and mail
	1	2	3	4	5	6	7	8	9
1	COMMUNITY TOTAL BY CARRIER (CONT.)								
2	EA DOMESTIC-------SCHEDULED	173923	2282.87		938.92	.58	939.50		3222.37
3	NONSCHEDULED	304							
4	ALL SERVICES	174227	2282.87		938.92	.58	939.50		3222.37
5									
6	EA INTERNATIONAL--SCHEDULED	175							
7									
8	EA TOTAL----------SCHEDULED	174098	2282.87		938.92	.58	939.50		3222.37
9	NONSCHEDULED	304							
10	ALL SERVICES	174402	2282.87		938.92	.58	939.50		3222.37
11									
12	EF DOMESTIC-------SCHEDULED	10254							
13	NONSCHEDULED	1078							
14	ALL SERVICES	11332							
15									
16	EZ DOMESTIC-------SCHEDULED		2076.00						2076.00
17	NONSCHEDULED		15.00						15.00
18	ALL SERVICES		2091.00						2091.00
19									
20	FL DOMESTIC-------SCHEDULED	51226	776.64	5.36	22.51		22.51		804.51
21									
22	FT DOMESTIC-------SCHEDULED		6762.53		333.58	119.68	453.26		7215.79
23									
24	HA DOMESTIC-------SCHEDULED	17278							
25	NONSCHEDULED	6471							
26	ALL SERVICES	23749							
27									
28	NW DOMESTIC-------SCHEDULED	801349	21450.92		9354.25	79.11	9433.36	32.74	30917.02
29	NONSCHEDULED	98							
30	ALL SERVICES	801447	21450.92		9354.25	79.11	9433.36	32.74	30917.02
31									
32	NW INTERNATIONAL--SCHEDULED	158853	3845.67		2414.12	198.76	2612.88	303.34	6761.89
33									
34	NW TOTAL----------SCHEDULED	960202	25296.59		11768.37	277.87	12046.24	336.08	37678.91
35	NONSCHEDULED	98							
36	ALL SERVICES	960300	25296.59		11768.37	277.87	12046.24	336.08	37678.91
37									
38	CC DOMESTIC-------SCHEDULED	214097	467.88	.07	486.68		486.68		954.83
39	NONSCHEDULED	366							
40	ALL SERVICES	214463	467.88	.07	486.68		486.68		954.83
41									
42	PA DOMESTIC-------SCHEDULED	7040	45.88						45.88
43									
44	PA INTERNATIONAL--SCHEDULED	29887	447.90		27.46		27.46		475.36
45									
46	PA TOTAL----------SCHEDULED	36927	493.78		27.46		27.46		521.24
47									
48	PS DOMESTIC-------SCHEDULED	289383	696.48		717.16		717.16		1413.64
49	NONSCHEDULED	4276							
50	ALL SERVICES	293659	696.48		717.16		717.16		1413.64
51									
52	CX DOMESTIC-------SCHEDULED	203909	518.10		118.47		118.47		636.57
53	NONSCHEDULED	40							
54	ALL SERVICES	203949	518.10		118.47		118.47		636.57
55									
56	RC DOMESTIC-------SCHEDULED	138924	676.63	5.17	635.44	9.36	644.80		1326.60
57	NONSCHEDULED	100							
58	ALL SERVICES	139024	676.63	5.17	635.44	9.36	644.80		1326.60
59									
60	RV DOMESTIC-------SCHEDULED	1264	27.96						27.96
61									
62	TW DOMESTIC-------SCHEDULED	131648	1368.88	.57	1828.25		1828.25		3197.70
63	NONSCHEDULED	98							
64	ALL SERVICES	131746	1368.88	.57	1828.25		1828.25		3197.70
65									
66	UA DOMESTIC-------SCHEDULED	1146208	13343.35	42.07	3527.63	384.30	3511.93		17297.35
67	NONSCHEDULED	981							
68	ALL SERVICES	1147189	13343.35	42.07	3527.63	384.30	3511.93		17297.35
69									
70	UA INTERNATIONAL--SCHEDULED	107040	497.49					340.88	838.37
71									
72	UA TOTAL----------SCHEDULED	1253248	13840.84	42.07	3527.63	384.30	3511.93	340.88	18135.72
73	NONSCHEDULED	981							
74	ALL SERVICES	1254229	13840.84	42.07	3527.63	384.30	3511.93	340.88	18135.72
75									
76	WA DOMESTIC-------SCHEDULED	500461	4798.93		4417.31	.48	4417.79		9216.72
77	NONSCHEDULED	278							
78	ALL SERVICES	500739	4798.93		4417.31	.48	4417.79		9216.72
79									
80	COMMUNITY TOTAL								
81	DOMESTIC-------SCHEDULED	5410431	68136.52	60.36	24861.80	6307.51	31169.31	34.75	99400.94
82	NONSCHEDULED	17780	15.00						15.00
83	ALL SERVICES	5428211	68151.52	60.36	24861.80	6307.51	31169.31	34.75	99415.94
84									
85	INTERNATIONAL--SCHEDULED	295555	4791.06		2441.58	198.76	2640.34	644.22	8075.62
86									
87	TOTAL----------SCHEDULED	5706386	72927.58	60.36	27303.38	6506.27	33809.65	678.97	107476.56
88	NONSCHEDULED	17780	15.00						15.00
89	ALL SERVICES	5724166	72942.58	60.36	27303.38	6506.27	33809.65	678.97	107491.56
90									
91									
92									
93	SPOKANE $ 0.18								
94	(SPOKANE INTERNATIONAL)								
95	AS DOMESTIC-------SCHEDULED	87196	113.47		7.61	152.17	159.78		273.25
96	NONSCHEDULED	914							
97	ALL SERVICES	88110	113.47		7.61	152.17	159.78		273.25
98									
99	CZ DOMESTIC-------SCHEDULED	38421	74.40		48.40		48.40		122.80
100	NONSCHEDULED	79							
101	ALL SERVICES	38500	74.40		48.40		48.40		122.80
102									
103	FL DOMESTIC-------SCHEDULED	43142	104.15	3.51	6.30		6.30		113.96
104	NONSCHEDULED	110							
105	ALL SERVICES	43252	104.15	3.51	6.30		6.30		113.96
106									
107	HA DOMESTIC-------SCHEDULED	480							
108									
109	JR DOMESTIC-------SCHEDULED	5089			3.00		3.00		3.00
110									
111									
112									

TABLE 6
ENPLANED REVENUE PASSENGERS, ENPLANED REVENUE TONS OF CARGO AND MAIL, AND AIR TRAFFIC HUB CLASSIFICATIONS, BY TYPE OF OPERATION, BY TYPE OF SERVICE, BY COMMUNITY, AND BY CARRIER

12 MONTHS ENDED DECEMBER 31, 1985

Line No.	Area, state or country / Community / (Airport name) / Carrier / Type of operation / Type of service / Hub type and percent of enplanements	Enplaned passengers	Enplaned revenue tons: Freight	Express	U.S. Mail: Priority	Nonpriority	Total	Foreign mail	Total cargo and mail
	1	2	3	4	5	6	7	8	9
1	SPOKANE INTERNATIONAL (CONT.)								
2	NW DOMESTIC-------SCHEDULED	204728	652.10		788.60	.35	788.95		1441.05
3									
4	PS DOMESTIC-------SCHEDULED	45411	.30						.30
5	NONSCHEDULED	2239							
6	ALL SERVICES	47650	.30						.30
7									
8	CX DOMESTIC-------SCHEDULED	25247	63.70		67.57		67.57		131.27
9									
10	CZ DOMESTIC-------SCHEDULED	127152	226.44	4.90	218.90		218.90		452.24
11									
12	WA DOMESTIC-------SCHEDULED	67620	172.31		547.76	.35	548.11		720.42
13	NONSCHEDULED	285							
14	ALL SERVICES	67905	172.31		547.76	.35	548.11		720.42
15									
16	COMMUNITY TOTAL								
17	DOMESTIC-------SCHEDULED	664480	1406.87	8.41	1688.14	152.87	1841.01		3258.29
18	NONSCHEDULED	3627							
19	ALL SERVICES	668113	1406.87	8.41	1688.14	152.87	1841.01		3258.29
20									
21									
22									
23	WALLA WALLA A C.00								
24	(WALLA WALLA CITY COUNTY)								
25	CZ DOMESTIC-------SCHEDULED	13513	9.30						9.30
26									
27	WA DOMESTIC-------SCHEDULED	5252	.99		29.18		29.18		30.13
28									
29	COMMUNITY TOTAL								
30	DOMESTIC-------SCHEDULED	18805	10.29		29.18		29.18		39.43
31									
32									
33									
34	WENATCHEE A C.00								
35	(PANGBORN FIELD)								
36	CZ DOMESTIC-------SCHEDULED	1064	1.80						1.80
37									
38	WX DOMESTIC-------SCHEDULED	13527	8.75		46.69		46.69		55.44
39									
40	COMMUNITY TOTAL								
41	DOMESTIC-------SCHEDULED	15591	10.55		46.69		46.69		57.24
42									
43									
44									
45	YAKIMA A C.00								
46	(YAKIMA MUNI)								
47	CZ DOMESTIC-------SCHEDULED	14778	12.30		6.10		6.10		18.40
48	NONSCHEDULED	148							
49	ALL SERVICES	14926	12.30		6.10		6.10		18.40
50									
51	PS DOMESTIC-------SCHEDULED	764							
52									
53	WA DOMESTIC-------SCHEDULED	40084	27.91		1.48		1.48		29.39
54	NONSCHEDULED	40							
55	ALL SERVICES	40124	27.91		1.48		1.48		29.39
56									
57	COMMUNITY TOTAL								
58	DOMESTIC-------SCHEDULED	55626	40.21		7.58		7.58		47.79
59	NONSCHEDULED	188							
60	ALL SERVICES	55814	40.21		7.58		7.58		47.79
61									
62									
63									
64	WEST VIRGINIA								
65	----------								
66									
67									
68	ASHLAND/HUNTINGTON N C.00								
69	(TRI-STATE/WALKER-LONG FIELD)								
70	AL DOMESTIC-------SCHEDULED	46765	24.43	1.65	48.05		48.05		74.13
71									
72	PI DOMESTIC-------SCHEDULED	25465	11.66		23.50		23.50		35.16
73	NONSCHEDULED	207							
74	ALL SERVICES	25672	11.66		23.50		23.50		35.16
75									
76	COMMUNITY TOTAL								
77	DOMESTIC-------SCHEDULED	72230	36.11	1.65	71.55		71.55		109.31
78	NONSCHEDULED	207							
79	ALL SERVICES	72437	36.11	1.65	71.55		71.55		109.31
80									
81									
82									
83	CHARLESTON/DUNBAR S C.07								
84	(KANAWHA)								
85	AL DOMESTIC-------SCHEDULED	72306	58.66	.26	165.18		165.18		224.10
86	NONSCHEDULED	99							
87	ALL SERVICES	72405	58.66	.26	165.18		165.18		224.10
88									
89	PI DOMESTIC-------SCHEDULED	139085	89.17		179.91		179.91		269.08
90	NONSCHEDULED	112							
91	ALL SERVICES	139197	89.17		179.91		179.91		269.08
92									
93	UA DOMESTIC-------SCHEDULED	26181	9.06	.31					9.37
94	NONSCHEDULED	60							
95	ALL SERVICES	26241	9.06	.31					9.37
96									
97	COMMUNITY TOTAL								
98	DOMESTIC-------SCHEDULED	237572	156.89	.57	345.09		345.09		502.55
99	NONSCHEDULED	271							
100	ALL SERVICES	237843	156.89	.57	345.09		345.09		502.55
101									
102									
103									
104	WISCONSIN								
105	----------								
106									
107									
108	EAU CLAIRE A C.00								
109	(EAU CLAIRE MUNICIPAL)								
110	RC DOMESTIC-------SCHEDULED	32203	42.03	.77	6.00	2.07	8.74		51.51
111									
112									

TABLE 6
ENPLANED REVENUE PASSENGERS, ENPLANED REVENUE TONS OF CARGO AND MAIL, AND AIR TRAFFIC HUB CLASSIFICATIONS, BY TYPE OF OPERATION, BY TYPE OF SERVICE, BY COMMUNITY, AND BY CARRIER

12 MONTHS ENDED DECEMBER 31, 1985

Line No.	Area, state or country / Community / (Airport name) / Carrier / Type of operation / Type of service / Hub type and percent of enplanements	Enplaned passengers	Enplaned revenue tons: Freight	Express	U.S. Mail: Priority	Nonpriority	Total	Foreign mail	Total cargo and mail
	1	2	3	4	5	6	7	8	9
1	WISCONSIN (CONT.)								
2	GREEN BAY/CLINTONVILLE S C.05								
3	(AUSTIN-STRAUBEL FIELD)								
4	AL DOMESTIC-------SCHEDULED	5673	5.12		.53		.53		5.65
5									
6	RC DOMESTIC-------SCHEDULED	140222	242.42	3.56	381.95	14.95	396.50		642.98
7									
8	UA DOMESTIC-------SCHEDULED	21063	35.32	.30	3.57		3.57		39.19
9	NONSCHEDULED	181							
10	ALL SERVICES	21244	35.32	.30	3.57		3.57		39.19
11									
12	ZW DOMESTIC-------SCHEDULED	31500	10.00		16.00		16.00		26.00
13									
14	COMMUNITY TOTAL								
15	DOMESTIC-------SCHEDULED	198756	292.86	3.96	402.05	14.95	417.00		713.82
16	NONSCHEDULED	181							
17	ALL SERVICES	198939	292.86	3.96	402.05	14.95	417.00		713.82
18									
19									
20									
21	LA CROSSE N C.00								
22	(LA CROSS MUNI)								
23	RC DOMESTIC-------SCHEDULED	43250	86.65	.62	5.89	5.64	15.53		102.80
24	NONSCHEDULED	183							
25	ALL SERVICES	43433	86.65	.62	5.89	5.64	15.53		102.80
26									
27	ZW DOMESTIC-------SCHEDULED	7204	2.00						2.00
28	NONSCHEDULED	73							
29	ALL SERVICES	7277	2.00						2.00
30									
31	COMMUNITY TOTAL								
32	DOMESTIC-------SCHEDULED	50454	88.65	.62	5.89	5.64	15.53		104.80
33	NONSCHEDULED	256							
34	ALL SERVICES	50710	88.65	.62	5.89	5.64	15.53		104.80
35									
36									
37									
38	MADISON S C.10								
39	(TRUAX FIELD)								
40	FL DOMESTIC-------SCHEDULED	36000	49.23	2.98					52.21
41									
42	NW DOMESTIC-------SCHEDULED	69531	153.78		348.18		348.18		501.96
43									
44	CZ DOMESTIC-------SCHEDULED	52715	30.95	1.01	59.80		59.80		91.76
45	NONSCHEDULED	508							
46	ALL SERVICES	53223	30.95	1.01	59.80		59.80		91.76
47									
48	RC DOMESTIC-------SCHEDULED	128197	261.66		277.92	6.43	284.35		546.01
49	NONSCHEDULED	297							
50	ALL SERVICES	128494	261.66		277.92	6.43	284.35		546.01
51									
52	UA DOMESTIC-------SCHEDULED	40332	17.34	.53	20.29		20.29		38.16
53									
54	YX DOMESTIC-------SCHEDULED	1254							
55									
56	ZW DOMESTIC-------SCHEDULED	27511	4.00		4.00		4.00		8.00
57	NONSCHEDULED	62							
58	ALL SERVICES	27573	4.00		4.00		4.00		8.00
59									
60	COMMUNITY TOTAL								
61	DOMESTIC-------SCHEDULED	375940	516.96	4.52	710.19	6.43	716.62		1238.10
62	NONSCHEDULED	867							
63	ALL SERVICES	376807	516.96	4.52	710.19	6.43	716.62		1238.10
64									
65									
66									
67	MILWAUKEE M C.37								
68	(GENERAL MITCHELL FIELD)								
69	AA DOMESTIC-------SCHEDULED	84669	32.91		55.64		55.64		83.55
70									
71	AL DOMESTIC-------SCHEDULED	23997	21.08		130.60		130.60		151.68
72	NONSCHEDULED	45							
73	ALL SERVICES	24042	21.08		130.60		130.60		151.68
74									
75	CO DOMESTIC-------SCHEDULED	45826	199.06		86.82		86.82		285.88
76									
77	DL DOMESTIC-------NONSCHEDULED	104							
78									
79	EA DOMESTIC-------SCHEDULED	108277	254.79		367.64	.03	367.67		622.66
80	NONSCHEDULED	195							
81	ALL SERVICES	108472	254.79		367.64	.03	367.67		622.66
82									
83	FL DOMESTIC-------SCHEDULED	55666	85.47	4.34	.15		.15		89.96
84									
85	FT DOMESTIC-------SCHEDULED		311.63		2.58	2.21	4.79		316.42
86									
87	ML DOMESTIC-------SCHEDULED	1893							
88									
89	NW DOMESTIC-------SCHEDULED	272968	1160.98		1508.35		1508.35	5.00	2674.33
90	NONSCHEDULED	79							
91	ALL SERVICES	273047	1160.98		1508.35		1508.35	5.00	2674.33
92									
93	CZ DOMESTIC-------SCHEDULED	76889	117.69	32.95	462.60		462.60		613.24
94	NONSCHEDULED	1306							
95	ALL SERVICES	78195	117.69	32.95	462.60		462.60		613.24
96									
97	RC DOMESTIC-------SCHEDULED	424213	1315.41	33.25	2537.33	56.81	2594.14		3942.80
98	NONSCHEDULED	181							
99	ALL SERVICES	424394	1315.41	33.25	2537.33	56.81	2594.14		3942.80
100									
101	TW DOMESTIC-------SCHEDULED	45798	31.75		104.32		104.32		136.07
102									
103	UA DOMESTIC-------SCHEDULED	120154	91.31	6.60	624.59	1.63	626.22		724.13
104	NONSCHEDULED	194							
105	ALL SERVICES	120348	91.31	6.60	624.59	1.63	626.22		724.13
106									
107	YX DOMESTIC-------SCHEDULED	41499	133.00						133.00
108	NONSCHEDULED	300							
109	ALL SERVICES	41799	133.00						133.00
110									
111									
112									

TABLE 6
ENPLANED REVENUE PASSENGERS, ENPLANED REVENUE TONS OF CARGO AND MAIL, AND AIR TRAFFIC HUB CLASSIFICATIONS, BY TYPE OF OPERATION, BY TYPE OF SERVICE, BY COMMUNITY, AND BY CARRIER

12 MONTHS ENDED DECEMBER 31, 1985

Line No.	Area, state or country / Community / (Airport name) / Carrier / Type of operation / Type of service / Hub type and percent of enplanements	Enplaned passengers	Enplaned revenue tons: Freight	Express	U. S. Mail: Priority	Nonpriority	Total	Foreign mail	Total cargo and mail
	1	2	3	4	5	6	7	8	9
1	GENERAL MITCHELL FIELD (CONT.)								
2	ZW DOMESTIC-------SCHEDULED	46148	18.00		35.00		35.00		53.00
3									
4	COMMUNITY TOTAL								
5	DOMESTIC-------SCHEDULED	1347597	3773.06	77.14	5515.82	60.68	5576.50	5.00	9831.72
6	NONSCHEDULED	2404							
7	ALL SERVICES	1350401	3773.08	77.14	5515.82	60.68	5576.50	5.00	9831.72
8									
9									
10									
11	OSHKOSH/APPLETON N C.00								
12	(OUTAGAMIE COUNTY) C.00								
13	RC DOMESTIC-------SCHEDULED	27691	14.16		.21	.64	.85		15.03
14									
15	YX DOMESTIC-------SCHEDULED	11596	62.00						62.00
16									
17	ZW DOMESTIC-------SCHEDULED	50256	55.00		11.00		11.00		66.00
18									
19	AIRPORT TOTAL								
20	DOMESTIC-------SCHEDULED	89943	131.18		11.21	.64	11.85		143.03
21									
22	(WITTMAN FIELD) C.00								
23	ZW DOMESTIC-------SCHEDULED	18442	16.00		23.00		23.00		39.00
24	NONSCHEDULED	100							
25	ALL SERVICES	18542	16.00		23.00		23.00		39.00
26									
27	COMMUNITY TOTAL BY CARRIER								
28	RC DOMESTIC-------SCHEDULED	27691	14.16		.21	.64	.85		15.03
29									
30	YX DOMESTIC-------SCHEDULED	11596	62.00						62.00
31									
32	ZW DOMESTIC-------SCHEDULED	68698	71.00		34.00		34.00		105.00
33	NONSCHEDULED	100							
34	ALL SERVICES	68798	71.00		34.00		34.00		105.00
35									
36	COMMUNITY TOTAL								
37	DOMESTIC-------SCHEDULED	108385	147.16		34.21	.64	34.85		182.03
38	NONSCHEDULED	100							
39	ALL SERVICES	108485	147.16		34.21	.64	34.85		182.03
40									
41									
42									
43	WAUSAU/STEVENS POINT N C.00								
44	(CENTRAL WISCONSIN)								
45	RC DOMESTIC-------SCHEDULED	58589	104.03	1.26	7.01	8.00	15.01		120.30
46									
47									
48									
49	WYOMING								
50	----------								
51									
52									
53	CASPER N C.00								
54	(CASPER AIR TERMINAL)								
55	FL DOMESTIC-------SCHEDULED	53318	114.81	8.96					123.77
56									
57	UA DOMESTIC-------SCHEDULED	21499	30.15	.61	1.01		1.01		31.77
58									
59	WA DOMESTIC-------SCHEDULED	22445	76.65		148.37	.28	148.65		225.30
60									
61	COMMUNITY TOTAL								
62	DOMESTIC-------SCHEDULED	97262	221.61	9.57	149.38	.28	149.66		330.84
63									
64									
65									
66	CHEYENNE N C.00								
67	(CHEYENNE MUNI)								
68	FL DOMESTIC-------SCHEDULED	33							
69									
70	FT DOMESTIC-------SCHEDULED		14.07		.19		.19		14.26
71									
72	COMMUNITY TOTAL								
73	DOMESTIC-------SCHEDULED	33	14.07		.19		.19		14.26
74									
75									
76									
77	GILLETTE N C.00								
78	(CAMPBELL)								
79	AP DOMESTIC-------SCHEDULED	7022	14.17						14.17
80	NONSCHEDULED	42							
81	ALL SERVICES	7064	14.17						14.17
82									
83									
84									
85	JACKSON N C.00								
86	(JACKSON'S HOLE)								
87	FL DOMESTIC-------SCHEDULED	29312	17.06	.59					17.65
88	NONSCHEDULED	50							
89	ALL SERVICES	29362	17.06	.59					17.65
90									
91	WA DOMESTIC-------SCHEDULED	30076	36.90		2.33	.37	2.70		39.60
92									
93	WN DOMESTIC-------SCHEDULED	65							
94									
95	COMMUNITY TOTAL								
96	DOMESTIC-------SCHEDULED	59453	53.96	.59	2.33	.37	2.70		57.25
97	NONSCHEDULED	50							
98	ALL SERVICES	59503	53.96	.59	2.33	.37	2.70		57.25
99									
100									
101									
102	SHERIDAN N C.00								
103	(SHERIDAN COUNTY)								
104	AP DOMESTIC-------SCHEDULED	6622	4.28						4.28
105									
106	OVER-ALL TOTAL FOR 50 U.S. STATES								
107	DOMESTIC-------SCHEDULED	350136698	2316355.23	6510.23	1252026.15	99789.44	1351815.59	697.61	3675584.66
108	NONSCHEDULED	1209927	10241.84		77.18		77.18		10319.02
109	ALL SERVICES	351346625	2326797.07	6510.23	1252103.33	99789.44	1351892.77	697.61	3685903.68
110									
111									
112									

TABLE 6
ENPLANED REVENUE PASSENGERS, ENPLANED REVENUE TONS OF CARGO AND MAIL, AND AIR TRAFFIC HUB CLASSIFICATIONS, BY TYPE OF OPERATION, BY TYPE OF SERVICE, BY COMMUNITY, AND BY CARRIER

12 MONTHS ENDED DECEMBER 31, 1985

Line No.	Area, state or country / Community / (Airport name) / Carrier / Type of operation / Type of service / Hub type and percent of enplanements	Enplaned passengers	Enplaned revenue tons: Freight	Express	U.S. Mail: Priority	Nonpriority	Total	Foreign mail	Total cargo and mail
	1	2	3	4	5	6	7	8	9
1	TOTAL FOR 50 U.S. STATES (CONT.)								
2	INTERNATIONAL--SCHEDULED	9246448	212043.00	11.69	55772.85	7216.95	62569.84	1062.90	276107.43
3	NONSCHEDULED	117444	2657.13						2657.13
4	ALL SERVICES	9363892	214700.13	11.69	55772.85	7216.95	62585.84	1062.90	278764.56
5									
6	TOTAL----------SCHEDULED	359383146	2528598.23	6527.92	1307795.64	107006.39	1414805.43	1760.51	3951692.09
7	NONSCHEDULED	1327371	12898.97		77.18		77.18		12976.15
8	ALL SERVICES	360710517	2541497.20	6527.92	1307876.22	107006.39	1414882.61	1760.51	3964668.24
9									
10	OTHER U.S. AREAS==========								
11									
12									
13	AMERICAN SAMOA								
14	----------								
15									
16									
17	OFU, MANU'A N C.CO								
18	(OFU, MANU'A)								
19	HK INTERNATIONAL--SCHEDULED	1203							
20									
21									
22									
23	PAGO PAGO N C.CO								
24	(PAGO PAGO INTERNATIONAL)								
25	HA INTERNATIONAL--SCHEDULED	17933	301.69		59.11		59.11		360.80
26									
27	HK INTERNATIONAL--SCHEDULED	17601	39.00						39.00
28									
29	AB INTERNATIONAL--SCHEDULED	3824	54.00						54.00
30	NONSCHEDULED	2772	16.00						16.00
31	ALL SERVICES	6596	70.00						70.00
32									
33	COMMUNITY TOTAL								
34	INTERNATIONAL--SCHEDULED	38758	394.69		59.11		59.11		453.80
35	NONSCHEDULED	2772	16.00						16.00
36	ALL SERVICES	41530	410.69		59.11		59.11		469.80
37									
38									
39									
40	TAU MANUA N C.CO								
41	(TAU MANUA)								
42	HK INTERNATIONAL--SCHEDULED	1805							
43									
44									
45									
46	CAROLINE ISLANDS								
47	----------								
48									
49									
50	KOROR, PALAU IS. N C.CO								
51	(KOROR)								
52	CO INTERNATIONAL--SCHEDULED	15991	215.30		39.48		39.48		254.78
53									
54	HK INTERNATIONAL--SCHEDULED	627							
55									
56	COMMUNITY TOTAL								
57	INTERNATIONAL--SCHEDULED	16618	215.30		39.48		39.48		254.78
58									
59									
60									
61	PONAPE N C.CO								
62	(PONAPE HARBOR SPB)								
63	CO INTERNATIONAL--SCHEDULED	11270	167.98		38.14		38.14		206.12
64									
65									
66									
67	TRUK N C.CO								
68	(TRUK)								
69	CO INTERNATIONAL--SCHEDULED	10112	50.92		18.13		18.13		69.05
70									
71									
72									
73	YAP N C.CO								
74	(YAP)								
75	CO INTERNATIONAL--SCHEDULED	5260	133.07		35.41		35.41		168.48
76									
77									
78									
79	GUAM								
80	----------								
81									
82									
83	AGANA S C.CO								
84	(AGANA FIELD)								
85	AQ INTERNATIONAL--SCHEDULED	509	1.94		12.81	5.62	18.43		20.37
86									
87	CO INTERNATIONAL--SCHEDULED	232448	2964.45	24.77	1661.15	.02	1661.17	1.11	4651.50
88									
89	HK INTERNATIONAL--SCHEDULED	6793	24.00		28.00		28.00		52.00
90									
91	NW INTERNATIONAL--SCHEDULED	53440	421.49		23.33	18.95	42.28	.07	463.84
92									
93	COMMUNITY TOTAL								
94	INTERNATIONAL--SCHEDULED	293190	3411.88	24.77	1725.29	24.59	1749.88	1.18	5187.71
95									
96									
97									
98	JOHNSTON ISLAND								
99	----------								
100									
101									
102	JOHNSTON ISLAND N C.CO								
103	(JOHNSTON AFB)								
104	CO INTERNATIONAL--SCHEDULED	356	1.86		8.08		8.08		9.94
105									
106									
107									
108									
109									
110									
111									
112									

TABLE 6
ENPLANED REVENUE PASSENGERS, ENPLANED REVENUE TONS OF CARGO AND MAIL, AND AIR TRAFFIC HUB CLASSIFICATIONS, BY TYPE OF OPERATION, BY TYPE OF SERVICE, BY COMMUNITY, AND BY CARRIER

12 MONTHS ENDED DECEMBER 31, 1985

Line No.	Area, state or country / Community / (Airport name) / Carrier / Type of operation / Type of service / Hub type and percent of enplanements	Enplaned passengers	Enplaned revenue tons: Freight	Express	U.S. Mail: Priority	Nonpriority	Total	Foreign mail	Total cargo and mail
	1	2	3	4	5	6	7	8	9
1	MARIANA ISLANDS								
5	ROTA N 0.00								
6	(ROTA)								
7	CO INTERNATIONAL--SCHEDULED	3582	15.65		2.24		2.24		17.89
9	HK INTERNATIONAL--SCHEDULED	7612							
11	COMMUNITY TOTAL								
12	INTERNATIONAL--SCHEDULED	11194	15.65		2.24		2.24		17.89
16	SAIPAN N 0.00								
17	(SAIPAN)								
18	CO INTERNATIONAL--SCHEDULED	113860	483.92		48.65	.26	48.91	.76	533.59
20	HK INTERNATIONAL--SCHEDULED	6510							
22	COMMUNITY TOTAL								
23	INTERNATIONAL--SCHEDULED	120790	483.92		48.65	.26	48.91	.76	533.59
27	TINIAN N 0.00								
28	(TINIAN)								
29	HK INTERNATIONAL--SCHEDULED	1234							
33	MARSHALL ISLANDS								
37	KWAJALEIN N 0.00								
38	(KWAJALEIN TEST SITE)								
39	CO INTERNATIONAL--SCHEDULED	5881	11.61		77.68		77.68	.49	89.78
43	MAJURO N 0.00								
44	(MAJURO)								
45	CO INTERNATIONAL--SCHEDULED	6426	65.88		20.65		20.65	.21	86.94
47	HK INTERNATIONAL--SCHEDULED	956							
49	COMMUNITY TOTAL								
50	INTERNATIONAL--SCHEDULED	7382	65.88		20.65		20.65	.21	86.94
54	MIDWAY ISLAND								
58	MIDWAY ISLAND N 0.00								
59	(SAND ISLAND FIELD)								
62	PUERTO RICO								
66	AGUADILLA N 0.00								
67	(BORINQUEN APT)								
68	JW DOMESTIC--------SCHEDULED	22417	5.60						5.60
72	SAN JUAN M 0.49								
73	(PUERTO RICO INTERNATIONAL) 0.49								
74	AA DOMESTIC--------SCHEDULED	469365	6936.49		261.13	11.65	272.78		7109.27
76	AA INTERNATIONAL--SCHEDULED	26240	377.76		.03		.03		377.79
78	AA TOTAL----------SCHEDULED	495605	7214.25		261.16	11.65	272.81		7487.06
80	EL DOMESTIC--------SCHEDULED	133652	3945.35		515.62		515.62		4460.97
82	EA DOMESTIC--------SCHEDULED	843734	21794.15		2691.14	978.46	3669.60		25463.75
84	EA INTERNATIONAL--SCHEDULED	69506	427.47		22.37	1.15	23.52		451.01
86	EA TOTAL----------SCHEDULED	913700	22221.64		2713.51	979.61	3693.12		25914.76
88	FT DOMESTIC--------SCHEDULED		7377.57		42.97		42.97		7420.54
90	JW DOMESTIC--------SCHEDULED	211419	3696.60						3696.60
91	NONSCHEDULED	4461	170.40						170.40
92	ALL SERVICES	215880	3869.00						3869.00
94	JW INTERNATIONAL--SCHEDULED	2348	2854.00						2854.00
95	NONSCHEDULED	750							
96	ALL SERVICES	3098	2854.00						2854.00
98	JW TOTAL----------SCHEDULED	213767	6552.60						6552.60
99	NONSCHEDULED	5211	170.40						170.40
100	ALL SERVICES	218978	6723.00						6723.00
102	PC DOMESTIC--------SCHEDULED	3431							
104	TW DOMESTIC--------SCHEDULED	5825	115.54		19.40		19.40		134.94
106	AIRPORT TOTAL								
107	DOMESTIC--------SCHEDULED	1671426	43767.70		3530.26	990.11	4520.37		48288.07
108	NONSCHEDULED	4461	170.40						170.40
109	ALL SERVICES	1675887	43938.10		3530.26	990.11	4520.37		48458.47

TABLE 6
ENPLANED REVENUE PASSENGERS, ENPLANED REVENUE TONS OF CARGO AND MAIL, AND AIR TRAFFIC HUB CLASSIFICATIONS, BY TYPE OF OPERATION, BY TYPE OF SERVICE, BY COMMUNITY, AND BY CARRIER

12 MONTHS ENDED DECEMBER 31, 1985

Line No.	Area, state or country / Community / (Airport name) / Carrier / Type of operation / Type of service / Hub type and percent of enplanements	Enplaned passengers	Enplaned revenue tons: Freight	Express	U.S. Mail: Priority	Nonpriority	Total	Foreign mail	Total cargo and mail
	1	2	3	4	5	6	7	8	9
1	AIRPORT TOTAL (CONT.)								
2	INTERNATIONAL--SCHEDULED	98554	3659.25		22.40	1.15	23.55		3682.80
3	NONSCHEDULED	750							
4	ALL SERVICES	99304	3659.25		22.40	1.15	23.55		3682.80
5									
6	TOTAL----------SCHEDULED	1769580	47426.95		3552.66	991.26	4543.92		51970.87
7	NONSCHEDULED	5211	170.40						170.40
8	ALL SERVICES	1775191	47597.35		3552.66	991.26	4543.92		52141.27
9									
10	(ROOSEVELT ROADS) C.CO								
11	FT DOMESTIC--------SCHEDULED		47.27						47.27
12									
13	COMMUNITY TOTAL BY CARRIER								
14	AA DOMESTIC--------SCHEDULED	469365	6836.49		261.13	11.65	272.78		7109.27
15									
16	AA INTERNATIONAL--SCHEDULED	26240	377.76		.03		.03		377.79
17									
18	AA TOTAL----------SCHEDULED	495605	7214.25		261.16	11.65	272.81		7487.06
19									
20	EL DOMESTIC--------SCHEDULED	133652	3945.35		515.62		515.62		4460.97
21									
22	EA DOMESTIC--------SCHEDULED	843734	21794.15		2691.14	976.46	3669.60		25463.75
23									
24	EA INTERNATIONAL--SCHEDULED	69566	427.49		22.37	1.15	23.52		451.01
25									
26	EA TOTAL----------SCHEDULED	913700	22221.64		2713.51	979.61	3693.12		25914.76
27									
28	FT DOMESTIC--------SCHEDULED		7424.84		42.97		42.97		7467.81
29									
30	JW DOMESTIC--------SCHEDULED	211419	3698.60						3698.60
31	NONSCHEDULED	4461	170.40						170.40
32	ALL SERVICES	215880	3869.00						3869.00
33									
34	JW INTERNATIONAL--SCHEDULED	2348	2854.00						2854.00
35	NONSCHEDULED	750							
36	ALL SERVICES	3096	2854.00						2854.00
37									
38	JW TOTAL----------SCHEDULED	213767	6552.60						6552.60
39	NONSCHEDULED	5211	170.40						170.40
40	ALL SERVICES	218978	6723.00						6723.00
41									
42	MC DOMESTIC--------SCHEDULED	3431							
43									
44	TW DOMESTIC--------SCHEDULED	9825	115.54		19.40		19.40		134.94
45									
46	COMMUNITY TOTAL								
47	DOMESTIC--------SCHEDULED	1671426	43814.97		3530.26	990.11	4520.37		48335.34
48	NONSCHEDULED	4461	170.40						170.40
49	ALL SERVICES	1675887	43985.37		3530.26	990.11	4520.37		48505.74
50									
51	INTERNATIONAL--SCHEDULED	98554	3659.25		22.40	1.15	23.55		3682.80
52	NONSCHEDULED	750							
53	ALL SERVICES	99304	3659.25		22.40	1.15	23.55		3682.80
54									
55	TOTAL----------SCHEDULED	1769580	47474.22		3552.66	991.26	4543.92		52018.14
56	NONSCHEDULED	5211	170.40						170.40
57	ALL SERVICES	1775191	47644.62		3552.66	991.26	4543.92		52186.54
58									
59									
60									
61	VIRGIN ISLANDS, U.S.								
62	----------								
63									
64									
65	CHARLOTTE AMALIE S C.06								
66	(HARRY S.TRUMAN)								
67	AA DOMESTIC--------SCHEDULED	71033	34.30		10.71		10.71		45.01
68									
69	EA DOMESTIC--------SCHEDULED	51303	51.14		66.42	.37	66.79		117.93
70									
71	ML DOMESTIC--------SCHEDULED	9696							
72									
73	PA DOMESTIC--------SCHEDULED	23727							
74									
75	PA INTERNATIONAL--SCHEDULED	49636							
76									
77	PA TOTAL----------SCHEDULED	73363							
78									
79	2M DOMESTIC--------SCHEDULED	12648							
80									
81	COMMUNITY TOTAL								
82	DOMESTIC--------SCHEDULED	168407	85.44		77.13	.37	77.50		162.94
83									
84	INTERNATIONAL--SCHEDULED	49636							
85									
86	TOTAL----------SCHEDULED	218043	85.44		77.1	.37	77.50		162.94
87									
88									
89									
90	CHRISTIANSTED,ST.CROIX N C.CO								
91	(ALEXANDER HAMILTON)								
92	AA DOMESTIC--------SCHEDULED	36663	232.94		56.66		56.66		289.60
93									
94	EA DOMESTIC--------SCHEDULED	17111	39.79		19.63	1.61	21.24		61.03
95									
96	ML DOMESTIC--------SCHEDULED	4179							
97									
98	PA DOMESTIC--------SCHEDULED	9621							
99									
100	PA INTERNATIONAL--SCHEDULED	13777						.01	.01
101									
102	PA TOTAL----------SCHEDULED	23398						.01	.01
103									
104	2M DOMESTIC--------SCHEDULED	6013							
105									
106	COMMUNITY TOTAL								
107	DOMESTIC--------SCHEDULED	73587	272.73		76.29	1.61	77.90		350.63
108									
109	INTERNATIONAL--SCHEDULED	13777						.01	.01
110									
111									
112									

TABLE 6
ENPLANED REVENUE PASSENGERS, ENPLANED REVENUE TONS OF CARGO AND MAIL, AND AIR TRAFFIC HUB CLASSIFICATIONS, BY TYPE OF OPERATION, BY TYPE OF SERVICE, BY COMMUNITY, AND BY CARRIER

12 MONTHS ENDED DECEMBER 31, 1985

Line No.	Area, state or country / Community / (Airport name) / Carrier / Type of operation / Type of service / Hub type and percent of enplanements	Enplaned passengers	Enplaned revenue tons: Freight	Express	U.S. Mail: Priority	Nonpriority	Total	Foreign mail	Total cargo and mail
	1	2	3	4	5	6	7	8	9
1	COMMUNITY TOTAL (CONT.)								
2	TOTAL----------SCHEDULED	87364	272.73		76.29	1.61	77.90	.01	350.64
3									
4									
5									
6	WAKE ISLAND								
7	----------								
8									
9									
10	WAKE ISLAND N C.GG								
11	(WAKE FIELD)								
12	OVER-ALL TOTAL FOR OTHER U.S. AREAS								
13	DOMESTIC--------SCHEDULED	1935837	44170.74		3683.68	992.09	4675.77		48854.51
14	NONSCHEDULED	4461	170.40						170.40
15	ALL SERVICES	1940298	44349.14		3683.68	992.09	4675.77		49024.91
16									
17	INTERNATIONAL--SCHEDULED	687160	8612.01	24.77	2095.46	26.00	2121.46	2.65	10760.89
18	NONSCHEDULED	3522	16.00						16.00
19	ALL SERVICES	690682	8628.01	24.77	2095.46	26.00	2121.46	2.65	10776.89
20									
21	TOTAL----------SCHEDULED	2622997	52790.75	24.77	5779.14	1018.09	6797.23	2.65	59615.40
22	NONSCHEDULED	7983	186.40						186.40
23	ALL SERVICES	2630980	52977.15	24.77	5779.14	1018.09	6797.23	2.65	59801.80
24									
25	FOREIGN COUNTRIES==========								
26									
27									
28	ARGENTINA								
29	----------								
30									
31									
32	BUENOS AIRES								
33	(EZEIZA)								
34	EA INTERNATIONAL--SCHEDULED	15969	164.00		10.42	1.11	11.53		175.53
35									
36	FT INTERNATIONAL--SCHEDULED		3468.41		4.35	.72	5.07		3473.48
37									
38	PA INTERNATIONAL--SCHEDULED	38164	982.32		12.65		12.65	17.71	1012.68
39									
40	COMMUNITY TOTAL								
41	INTERNATIONAL--SCHEDULED	54133	4614.73		27.42	1.83	29.25	17.71	4661.69
42									
43									
44									
45	AUSTRALIA								
46	----------								
47									
48									
49	BRISBANE								
50	(ARCHER FIELD)								
51	FT INTERNATIONAL--SCHEDULED		102.99		3.15	.56	3.71		106.70
52									
53									
54									
55	CAIRNS								
56	(CAIRNS)								
57									
58									
59	MELBOURNE								
60	(TULLAMARINE INTERNATIONAL)								
61	CO INTERNATIONAL--SCHEDULED	23516	2032.23	.01	.39		.39	20.48	2053.16
62									
63	FT INTERNATIONAL--SCHEDULED		46.12						46.12
64									
65	PA INTERNATIONAL--SCHEDULED	12613	1628.60					8.01	1636.61
66									
67	COMMUNITY TOTAL								
68	INTERNATIONAL--SCHEDULED	36129	3706.00	.01	.39		.39	28.49	3737.89
69									
70									
71									
72	SYDNEY								
73	(KINGSFORD SMITH)								
74	CO INTERNATIONAL--SCHEDULED	65873	4428.32	.45	1.28	11.01	12.29	67.59	4508.65
75									
76	FT INTERNATIONAL--SCHEDULED		1477.19		82.55	.24	83.19		1560.38
77									
78	PA INTERNATIONAL--SCHEDULED	58233	3072.34		38.29	.21	38.50	20.93	3132.77
79									
80	COMMUNITY TOTAL								
81	INTERNATIONAL--SCHEDULED	124106	8978.85	.45	122.52	11.46	133.98	88.52	9201.80
82									
83									
84									
85	AUSTRIA								
86	----------								
87									
88									
89	VIENNA								
90	(SCHWECHAT)								
91	PA INTERNATIONAL--SCHEDULED	13041	228.63					.02	228.65
92	NONSCHEDULED	47							
93	ALL SERVICES	13088	228.63					.02	228.65
94									
95									
96									
97	BAHAMAS								
98	----------								
99									
100									
101	FREEPORT								
102	(FREEPORT INTERNATIONAL)								
103	EA INTERNATIONAL--SCHEDULED	78930	41.61			.05	.05	.01	41.67
104	NONSCHEDULED	1302							
105	ALL SERVICES	80232	41.61			.05	.05	.01	41.67
106									
107	PA INTERNATIONAL--SCHEDULED	22947	10.74						10.74
108									
109	TN DOMESTIC--------SCHEDULED	1063			.06		.06		.06
110									
111									
112									

TABLE 6
ENPLANED REVENUE PASSENGERS, ENPLANED REVENUE TONS OF CARGO AND MAIL, AND AIR TRAFFIC HUB CLASSIFICATIONS, BY TYPE OF OPERATION, BY TYPE OF SERVICE, BY COMMUNITY, AND BY CARRIER

12 MONTHS ENDED DECEMBER 31, 1985

Line No.	Area, state or country / Community / (Airport name) / Carrier / Type of operation / Type of service / Hub type and percent of enplanements	Enplaned passengers	Enplaned revenue tons: Freight	Express	U.S. Mail: Priority	Nonpriority	Total	Foreign mail	Total cargo and mail
	1	2	3	4	5	6	7	8	9
1	FREEPORT INTERNATIONAL (CONT.)								
2	UA DOMESTIC-------SCHEDULED	5849							
3									
4	COMMUNITY TOTAL								
5	DOMESTIC-------SCHEDULED	6912			.06		.06		.06
6									
7	INTERNATIONAL--SCHEDULED	101877	52.35			.05	.05	.01	52.41
8	NONSCHEDULED	1302							
9	ALL SERVICES	103179	52.35			.05	.05	.01	52.41
10									
11	TOTAL---------SCHEDULED	108789	52.35		.06	.05	.11	.01	52.47
12	NONSCHEDULED	1302							
13	ALL SERVICES	110091	52.35		.06	.05	.11	.01	52.47
14									
15									
16									
17	NASSAU								
18	(NASSAU INTERNATIONAL)								
19	DL INTERNATIONAL--SCHEDULED	158718	89.79						89.79
20	NONSCHEDULED	455							
21	ALL SERVICES	159173	89.79						89.79
22									
23	EA DOMESTIC-------SCHEDULED	56	5.87						5.87
24									
25	EA INTERNATIONAL--SCHEDULED	257176	167.99		1.25	.06	1.31		169.30
26	NONSCHEDULED	912							
27	ALL SERVICES	258088	167.99		1.25	.06	1.31		169.30
28									
29	EA TOTAL---------SCHEDULED	257232	173.86		1.25	.06	1.31		175.17
30	NONSCHEDULED	912							
31	ALL SERVICES	258144	173.86		1.25	.06	1.31		175.17
32									
33	PA INTERNATIONAL--SCHEDULED	57312							
34	NONSCHEDULED	342							
35	ALL SERVICES	57654							
36									
37	TW DOMESTIC-------SCHEDULED	2549	5.32		.01		.01		5.33
38									
39	UA DOMESTIC-------SCHEDULED	12401	.64	.06				.05	.75
40									
41	COMMUNITY TOTAL								
42	DOMESTIC-------SCHEDULED	15006	11.83	.06	.01		.01	.05	11.95
43									
44	INTERNATIONAL--SCHEDULED	473206	257.78		1.25	.06	1.31		259.09
45	NONSCHEDULED	1709							
46	ALL SERVICES	474915	257.78		1.25	.06	1.31		259.09
47									
48	TOTAL---------SCHEDULED	488212	269.61	.06	1.26	.06	1.32	.05	271.04
49	NONSCHEDULED	1709							
50	ALL SERVICES	489921	269.61	.06	1.26	.06	1.32	.05	271.04
51									
52									
53									
54	BAHRAIN								
55	----------								
56									
57									
58	BAHRAIN								
59	(MUHARRAQ)								
60	FT INTERNATIONAL--SCHEDULED		348.12						348.12
61									
62									
63									
64	BARBADOS								
65	----------								
66									
67									
68	BRIDGETOWN								
69	(SEAWELL)								
70	AA INTERNATIONAL--SCHEDULED	53990	293.60		23.07		23.07		316.67
71									
72	EA INTERNATIONAL--SCHEDULED	30265	50.57		19.75	1.50	21.25		71.82
73	NONSCHEDULED	361							
74	ALL SERVICES	30626	50.57		19.75	1.50	21.25		71.82
75									
76	PA INTERNATIONAL--SCHEDULED	58812	362.33		1.58		1.58	26.74	391.05
77									
78	COMMUNITY TOTAL								
79	INTERNATIONAL--SCHEDULED	143067	706.50		44.80	1.50	46.30	26.74	779.54
80	NONSCHEDULED	361							
81	ALL SERVICES	143428	706.50		44.80	1.50	46.30	26.74	779.54
82									
83									
84									
85	BELGIUM								
86	----------								
87									
88									
89	BRUSSELS								
90	(MELSBROEK)								
91	AA INTERNATIONAL--SCHEDULED	345	1.73						1.73
92									
93	FF INTERNATIONAL--SCHEDULED	7262						29.00	29.00
94	NONSCHEDULED	764							
95	ALL SERVICES	8026						29.00	29.00
96									
97	FT INTERNATIONAL--SCHEDULED		8515.80		.88		.88		8516.68
98									
99	PA INTERNATIONAL--SCHEDULED	22795	109.10		.75	7.43	8.18	9.60	126.88
100	NONSCHEDULED	139							
101	ALL SERVICES	22934	109.10		.75	7.43	8.18	9.60	126.83
102									
103	PE INTERNATIONAL--SCHEDULED	32245	1099.00						1099.00
104									
105	TW INTERNATIONAL--SCHEDULED	36736	482.14		185.97		185.97		668.11
106									
107	COMMUNITY TOTAL								
108	INTERNATIONAL--SCHEDULED	99381	10207.77		187.60	7.43	195.03	38.60	10441.40
109	NONSCHEDULED	903							
110	ALL SERVICES	100284	10207.77		187.60	7.43	195.03	38.60	10441.40
111									
112									

TABLE 6
ENPLANED REVENUE PASSENGERS, ENPLANED REVENUE TONS OF CARGO AND MAIL, AND AIR TRAFFIC HUB CLASSIFICATIONS, BY TYPE OF OPERATION, BY TYPE OF SERVICE, BY COMMUNITY, AND BY CARRIER

12 MONTHS ENDED DECEMBER 31, 1985

Line No.	Area, state or country / Community / (Airport name) / Carrier / Type of operation / Type of service / Hub type and percent of enplanements	Enplaned passengers	Enplaned revenue tons: Freight	Express	U. S. Mail: Priority	Nonpriority	Total	Foreign mail	Total cargo and mail
	1	2	3	4	5	6	7	8	9
1	BERMUDA								
5	HAMILTON								
6	(KINDLEY FIELD)								
7	AA INTERNATIONAL--SCHEDULED	75226	70.01		25.68		25.68		95.69
9	CL INTERNATIONAL--SCHEDULED	131243	111.37					5.08	116.45
11	EA DOMESTIC-------SCHEDULED		6.68		1.00		1.00		7.68
13	EA INTERNATIONAL--SCHEDULED	158194	135.05		89.63	9.30	98.93		233.98
14	NONSCHEDULED	976							
15	ALL SERVICES	159170	135.05		89.63	9.30	98.93		233.98
17	EA TOTAL----------SCHEDULED	158194	141.73		90.63	9.30	99.93		241.66
18	NONSCHEDULED	976							
19	ALL SERVICES	159170	141.73		90.63	9.30	99.93		241.66
21	PA INTERNATIONAL--SCHEDULED	25438	19.78		116.43	.78	117.21		136.99
23	COMMUNITY TOTAL								
24	DOMESTIC-------SCHEDULED		6.68		1.00		1.00		7.68
26	INTERNATIONAL--SCHEDULED	390101	336.21		231.74	10.08	241.82	5.08	583.11
27	NONSCHEDULED	976							
28	ALL SERVICES	391077	336.21		231.74	10.08	241.82	5.08	583.11
30	TOTAL----------SCHEDULED	390101	342.89		232.74	10.08	242.82	5.08	590.79
31	NONSCHEDULED	976							
32	ALL SERVICES	391077	342.89		232.74	10.08	242.82	5.08	590.79
36	BOLIVIA								
40	LA PAZ								
41	(LA PAZ)								
42	EA INTERNATIONAL--SCHEDULED	10948	44.82		5.34	12.34	17.68		62.50
48	BRAZIL								
50	GRAJAU								
51	(GRAJAU)								
52	PA INTERNATIONAL--SCHEDULED	22760	153.03					11.37	164.40
56	MANAUS								
57	(PONTA PELA)								
58	FT INTERNATIONAL--SCHEDULED		2918.64		5.40	.37	5.77		2924.41
62	RIO DE JANEIRO								
63	(GALEAO)								
64	FT INTERNATIONAL--SCHEDULED		9747.23		.55		.55		9747.78
66	PA INTERNATIONAL--SCHEDULED	125931	5163.43		260.60	.56	261.16	1.53	5426.12
68	COMMUNITY TOTAL								
69	INTERNATIONAL--SCHEDULED	125931	14910.66		261.15	.56	261.71	1.53	15173.90
73	SAO PAULO								
74	(CONGONHAS)								
75	PA INTERNATIONAL--SCHEDULED	1279	7.16					.65	7.81
77	(VIRACOPOS)								
78	FT INTERNATIONAL--SCHEDULED		14265.36		4.43	.72	5.15		14270.51
80	COMMUNITY TOTAL BY CARRIER								
81	FT INTERNATIONAL--SCHEDULED		14265.36		4.43	.72	5.15		14270.51
83	PA INTERNATIONAL--SCHEDULED	1279	7.16					.65	7.81
85	COMMUNITY TOTAL								
86	INTERNATIONAL--SCHEDULED	1279	14272.52		4.43	.72	5.15	.65	14278.32
90	SENA MADUREIRA								
91	(SENA MADUREIRA)								
92	FT INTERNATIONAL--SCHEDULED		1340.12		1.46	.22	1.68		1341.80
95	BRITISH HONDURAS								
100	BELIZE								
101	(BELIZE INTERNATIONAL)								
102	VV INTERNATIONAL--SCHEDULED	3881							

TABLE 6
ENPLANED REVENUE PASSENGERS, ENPLANED REVENUE TONS OF CARGO AND MAIL, AND AIR TRAFFIC HUB CLASSIFICATIONS, BY TYPE OF OPERATION, BY TYPE OF SERVICE, BY COMMUNITY, AND BY CARRIER

12 MONTHS ENDED DECEMBER 31, 1985

Line No.	Area, state or country / Community (Airport name) / Carrier / Type of operation / Type of service / Hub type and percent of enplanements	Enplaned passengers	Enplaned revenue tons: Freight	Express	U.S. Mail: Priority	Nonpriority	Total	Foreign mail	Total cargo and mail
	1	2	3	4	5	6	7	8	9
1	BRITISH WEST INDIES								
5	GRAND CAYMAN								
6	(OWEN ROBERTS)								
7	KC DOMESTIC--------SCHEDULED	46089	21.91		.27	.08	.35		22.26
11	GRAND TURK								
12	(GRAND TURK)								
13	PA INTERNATIONAL--SCHEDULED	1092	.65					.02	.67
17	PROVIDENCIALES								
18	(PROVIDENCIALES)								
19	PA INTERNATIONAL--SCHEDULED	475							
23	ANTIGUA								
24	(COOLIDGE FIELD)								
25	AA INTERNATIONAL--SCHEDULED	26715	28.99		17.33		17.33		46.32
27	EA INTERNATIONAL--SCHEDULED	20846	63.61		8.34	6.48	14.82		78.43
29	JW INTERNATIONAL--SCHEDULED		17.10						17.10
31	PA INTERNATIONAL--SCHEDULED	24076	18.76		.69		.89		19.65
33	COMMUNITY TOTAL								
34	INTERNATIONAL--SCHEDULED	73637	128.46		26.56	6.48	33.04		161.50
38	ST. KITTS								
39	(GOLDEN ROCK)								
40	JW INTERNATIONAL--SCHEDULED		59.70						59.70
41	NONSCHEDULED		7.20						7.20
42	ALL SERVICES		66.90						66.90
44	PA INTERNATIONAL--SCHEDULED	4595	17.98					.02	18.00
46	COMMUNITY TOTAL								
47	INTERNATIONAL--SCHEDULED	4595	77.68					.02	77.70
48	NONSCHEDULED		7.20						7.20
49	ALL SERVICES	4595	84.88					.02	84.90
53	ST. LUCIA								
54	(BEANE FIELD)								
55	EA INTERNATIONAL--SCHEDULED	9509	241.40		.92	.43	1.35		242.75
57	PA INTERNATIONAL--SCHEDULED	4841	23.41		.79		.79		24.20
59	COMMUNITY TOTAL								
60	INTERNATIONAL--SCHEDULED	14350	264.81		1.71	.43	2.14		266.95
64	CANADA								
68	ABBOTSFORD B.C.								
69	(ABBOTSFORD)								
70	WA DOMESTIC--------SCHEDULED	694	.78		.96		.96		1.74
74	CALGARY, ALBERTA								
75	(CALGARY MUNICIPAL)								
76	AA DOMESTIC--------SCHEDULED	748	7.09						7.09
78	CO DOMESTIC--------SCHEDULED	25511	40.02		.32		.32		40.34
80	CZ DOMESTIC--------SCHEDULED	9452	12.10					.40	12.50
82	HP DOMESTIC--------SCHEDULED	19548							
83	NONSCHEDULED	25							
84	ALL SERVICES	19573							
86	UA DOMESTIC--------SCHEDULED	12570	7.22						7.22
88	WA DOMESTIC--------SCHEDULED	103033	374.92		41.12	4.53	45.65		420.57
90	COMMUNITY TOTAL								
91	DOMESTIC--------SCHEDULED	175262	441.35		41.44	4.53	45.97	.40	487.72
92	NONSCHEDULED	25							
93	ALL SERVICES	175287	441.35		41.44	4.53	45.97	.40	487.72
97	EDMONTON, ALBERTA								
98	(INTERNATIONAL)								
99	AA DOMESTIC--------SCHEDULED	232	4.24						4.24
101	HP DOMESTIC--------SCHEDULED	4261							
103	NW DOMESTIC--------SCHEDULED	28453	40.91		17.91		17.91		58.82
104	NONSCHEDULED	288							
105	ALL SERVICES	28741	40.91		17.91		17.91		58.82
107	UA DOMESTIC--------SCHEDULED	8830	4.51						4.51
109	WA DOMESTIC--------SCHEDULED	47811	144.36		2.10		2.10		146.46

TABLE 6
ENPLANED REVENUE PASSENGERS, ENPLANED REVENUE TONS OF CARGO AND MAIL, AND AIR TRAFFIC HUB CLASSIFICATIONS, BY TYPE OF OPERATION, BY TYPE OF SERVICE, BY COMMUNITY, AND BY CARRIER

12 MONTHS ENDED DECEMBER 31, 1985

Line No.	Area, state or country / Community / (Airport name) / Carrier / Type of operation / Type of service / Hub type and percent of enplanements	Enplaned passengers	Enplaned revenue tons: Freight	Express	U.S. Mail: Priority	Nonpriority	Total	Foreign mail	Total cargo and mail
	1	2	3	4	5	6	7	8	9
1	COMMUNITY TOTAL								
2	DOMESTIC-------SCHEDULED	85587	194.02		20.01		20.01		214.03
3	NONSCHEDULED	288							
4	ALL SERVICES	85875	194.02		20.01		20.01		214.03
5									
6									
7									
8	GANDER, NEWFOUNDLAND								
9	(GANDER INTERNATIONAL)								
10	FT INTERNATIONAL--SCHEDULED		2242.45		2.64	7.98	10.62		2253.07
11									
12									
13									
14	MONTREAL, QUEBEC								
15	(MONTREAL INTERNATIONAL)								
16	AA DOMESTIC-------SCHEDULED	98553	150.57		38.26		38.26		188.83
17									
18	AL DOMESTIC-------SCHEDULED	26621	44.33		16.56		16.56		60.89
19	NONSCHEDULED	279							
20	ALL SERVICES	26900	44.33		16.56		16.56		60.89
21									
22	DL DOMESTIC-------SCHEDULED	210660	1353.85		97.14		97.14		1450.99
23	NONSCHEDULED	87							
24	ALL SERVICES	210947	1353.85		97.14		97.14		1450.99
25									
26	EA DOMESTIC-------SCHEDULED	193315	240.62		107.41		107.41		348.03
27	NONSCHEDULED	832							
28	ALL SERVICES	194147	240.62		107.41		107.41		348.03
29									
30	JW INTERNATIONAL--SCHEDULED	520							
31									
32	PE DOMESTIC-------SCHEDULED	56071							
33									
34	PM DOMESTIC-------SCHEDULED	5448	.85						.85
35	NONSCHEDULED	33							
36	ALL SERVICES	5481	.85						.85
37									
38	RC DOMESTIC-------SCHEDULED	47276	87.57		65.01		65.01		152.58
39									
40	UR DOMESTIC-------SCHEDULED	5589	3.68		.03		.03		3.71
41	NONSCHEDULED	202							
42	ALL SERVICES	10191	3.68		.03		.03		3.71
43									
44	COMMUNITY TOTAL								
45	DOMESTIC-------SCHEDULED	648133	1881.47		324.41		324.41		2205.88
46	NONSCHEDULED	1433							
47	ALL SERVICES	649566	1881.47		324.41		324.41		2205.88
48									
49	INTERNATIONAL--SCHEDULED	520							
50									
51	TOTAL---------SCHEDULED	648653	1881.47		324.41		324.41		2205.88
52	NONSCHEDULED	1433							
53	ALL SERVICES	650086	1881.47		324.41		324.41		2205.88
54									
55									
56									
57	OTTAWA, ONTARIO								
58	(OTTAWA INTERNATIONAL)								
59	EA DOMESTIC-------SCHEDULED	45937	114.82		28.28	29.77	58.05		172.87
60									
61	PM DOMESTIC-------SCHEDULED	17758							
62	NONSCHEDULED	159							
63	ALL SERVICES	17917							
64									
65	UR DOMESTIC-------SCHEDULED	20588	39.30		.12		.12		39.42
66	NONSCHEDULED	220							
67	ALL SERVICES	20808	39.30		.12		.12		39.42
68									
69	COMMUNITY TOTAL								
70	DOMESTIC-------SCHEDULED	84283	154.12		28.40	29.77	58.17		212.29
71	NONSCHEDULED	379							
72	ALL SERVICES	84662	154.12		28.40	29.77	58.17		212.29
73									
74									
75									
76	REX PLANT								
77	(REX PLANT)								
78	FT INTERNATIONAL--SCHEDULED		2828.50		7.06	8.51	15.57		2844.07
79									
80									
81									
82	REGINA								
83	(REGINA)								
84	FL DOMESTIC-------SCHEDULED	5602	8.16	.22	6.65		6.65		15.03
85									
86									
87									
88	SASKATOON								
89	(SASKATOON)								
90	FL DOMESTIC-------SCHEDULED	6274	7.00	.54	3.70		3.70		11.24
91									
92									
93									
94	TORONTO, ONTARIO								
95	(TORONTO INTERNATIONAL)								
96	AA DOMESTIC-------SCHEDULED	465165	1234.46		489.76	.41	490.17		1724.63
97									
98	AL DOMESTIC-------SCHEDULED	256847	565.99	2.61	266.47		268.47		857.07
99	NONSCHEDULED	13091							
100	ALL SERVICES	269938	565.99	2.61	268.47		268.47		857.07
101									
102	EA DOMESTIC-------SCHEDULED	220075	709.69		69.41	185.85	255.26		1045.15
103	NONSCHEDULED	123							
104	ALL SERVICES	220198	709.69		69.41	185.85	255.26		1045.15
105									
106	JW INTERNATIONAL--SCHEDULED	574	1.00						1.00
107	NONSCHEDULED		20.40						20.40
108	ALL SERVICES	574	21.40						21.40
109									
110	PM DOMESTIC-------SCHEDULED	4779	.02						.02
111									
112									

TABLE 6
ENPLANED REVENUE PASSENGERS, ENPLANED REVENUE TONS OF CARGO AND MAIL, AND AIR TRAFFIC HUB CLASSIFICATIONS, BY TYPE OF OPERATION, BY TYPE OF SERVICE, BY COMMUNITY, AND BY CARRIER

12 MONTHS ENDED DECEMBER 31, 1985

Line No.	Area, state or country / Community / (Airport name) / Carrier / Type of operation / Type of service / Hub type and percent of enplanements	Enplaned passengers	Enplaned revenue tons: Freight	Express	U.S. Mail: Priority	Nonpriority	Total	Foreign mail	Total cargo and mail
	1	2	3	4	5	6	7	8	9
1	TORONTO INTERNATIONAL (CONT.)								
2	AC DOMESTIC-------SCHEDULED	158991	330.13	1.53	416.14		416.14		747.77
3									
4	UA DOMESTIC-------SCHEDULED	102559	53.51		.05		.05		53.56
5	NONSCHEDULED	208							
6	ALL SERVICES	102767	53.51		.05		.05		53.56
7									
8	COMMUNITY TOTAL								
9	DOMESTIC-------SCHEDULED	1208416	2993.97	4.14	1243.83	186.26	1430.09		4428.20
10	NONSCHEDULED	13422							
11	ALL SERVICES	1221838	2993.97	4.14	1243.83	186.26	1430.09		4428.20
12									
13	INTERNATIONAL--SCHEDULED	574	1.00						1.00
14	NONSCHEDULED		20.40						20.40
15	ALL SERVICES	574	21.40						21.40
16									
17	TOTAL---------SCHEDULED	1208990	2994.97	4.14	1243.83	186.26	1430.09		4429.20
18	NONSCHEDULED	13422	20.40						20.40
19	ALL SERVICES	1222412	3015.37	4.14	1243.83	186.26	1430.09		4449.60
20									
21									
22									
23	VANCOUVER, BR. COLUMBIA								
24	(VANCOUVER INTERNATIONAL)								
25	CC DOMESTIC-------SCHEDULED	3922	67.50						67.50
26									
27	FL DOMESTIC-------SCHEDULED	29404	26.58	.98	213.86		213.86		241.42
28									
29	CC DOMESTIC-------SCHEDULED	20006	1.40						1.40
30									
31	UA DOMESTIC-------SCHEDULED	123274	35.76		4.20		4.20		39.96
32									
33	WA DOMESTIC-------SCHEDULED	157579	1213.49		33.04	.49	33.53		1247.02
34									
35	COMMUNITY TOTAL								
36	DOMESTIC-------SCHEDULED	334187	1344.73	.98	251.10	.49	251.59		1597.30
37									
38									
39									
40	WINNIPEG, MANITOBA								
41	(WINNIPEG INTERNATIONAL)								
42	FL DOMESTIC-------SCHEDULED	17784	22.93	.07	14.17		14.17		37.17
43									
44	NW DOMESTIC-------SCHEDULED	90596	157.64		216.08		216.08	1.42	375.14
45									
46	COMMUNITY TOTAL								
47	DOMESTIC-------SCHEDULED	108380	180.57	.07	230.25		230.25	1.42	412.31
48									
49									
50									
51	CHILE								
52	----------								
53									
54									
55	ARICA								
56	(CHACALLUTA)								
57									
58									
59	SANTIAGO								
60	(PUDAHUEL)								
61	EA INTERNATIONAL--SCHEDULED	19186	1092.76		19.07	.12	19.19		1111.95
62									
63	PA INTERNATIONAL--SCHEDULED	13331	958.12		8.36		8.36	.01	966.49
64									
65	COMMUNITY TOTAL								
66	INTERNATIONAL--SCHEDULED	32517	2050.88		27.43	.12	27.55	.01	2078.44
67									
68									
69									
70	CHINA								
71	----------								
72									
73									
74	PEKING								
75	(CENTRAL)								
76	PA INTERNATIONAL--SCHEDULED	17501	599.41						599.41
77									
78									
79									
80	SHANGHAI								
81	(XIANG HAN)								
82	NW INTERNATIONAL--SCHEDULED	14986	64.08						64.08
83									
84	PA INTERNATIONAL--SCHEDULED	6359	421.78						421.78
85									
86	COMMUNITY TOTAL								
87	INTERNATIONAL--SCHEDULED	21345	485.86						485.86
88									
89									
90									
91	COLOMBIA								
92	----------								
93									
94									
95	BARRANQUILLA								
96	(SOLEDAD)								
97	EA INTERNATIONAL--SCHEDULED	17977	253.66						253.66
98									
99									
100									
101	BOGOTA								
102	(EL DORADO)								
103	EA INTERNATIONAL--SCHEDULED	82098	2691.26		71.07	18.79	89.86		2781.12
104									
105	VV INTERNATIONAL--SCHEDULED		309.00						309.00
106									
107	COMMUNITY TOTAL								
108	INTERNATIONAL--SCHEDULED	82098	3000.26		71.07	18.79	89.86		3090.12
109									
110									
111									
112									

TABLE 6
ENPLANED REVENUE PASSENGERS, ENPLANED REVENUE TONS OF CARGO AND MAIL, AND AIR TRAFFIC HUB CLASSIFICATIONS, BY TYPE OF OPERATION, BY TYPE OF SERVICE, BY COMMUNITY, AND BY CARRIER

12 MONTHS ENDED DECEMBER 31, 1985

Line No.	Area, state or country / Community / (Airport name) / Carrier / Type of operation / Type of service / Hub type and percent of enplanements	Enplaned passengers	Enplaned revenue tons: Freight	Express	U.S. Mail: Priority	Nonpriority	Total	Foreign mail	Total cargo and mail
	1	2	3	4	5	6	7	8	9
1	COLOMBIA (CONT.)								
2	CALI								
3	(PALMASECA)								
4	EA INTERNATIONAL--SCHEDULED	22704	543.15						543.15
8	COSTA RICA								
12	PARRITA								
13	(PARRITA)								
14	AO DOMESTIC-------SCHEDULED		.33						.33
18	SAN JOSE								
19	(EL COCO INTERNATIONAL)								
20	EA INTERNATIONAL--SCHEDULED	51556	79.72						79.72
22	VV INTERNATIONAL--SCHEDULED		3304.00						3304.00
24	COMMUNITY TOTAL								
25	INTERNATIONAL--SCHEDULED	51556	3383.72						3383.72
29	DENMARK								
33	COPENHAGEN								
34	(KASTRUP)								
35	NW INTERNATIONAL--SCHEDULED	17042	337.79		1.54	.33	2.27		340.06
37	TW INTERNATIONAL--SCHEDULED	16528	689.53		13.20		13.20		702.73
39	COMMUNITY TOTAL								
40	INTERNATIONAL--SCHEDULED	33970	1027.32		15.14	.33	15.47		1042.79
44	DOMINICAN REPUBLIC								
48	SANTO DOMINGO								
49	(PUNTA CAUCEDO)								
50	AA INTERNATIONAL--SCHEDULED	106383	2952.94						2952.94
52	EA DOMESTIC-------SCHEDULED		1.31						1.31
54	EA INTERNATIONAL--SCHEDULED	154838	8377.96		.96	.25	1.21		8379.17
56	EA TOTAL----------SCHEDULED	154838	8379.27		.96	.25	1.21		8380.48
58	FT INTERNATIONAL--SCHEDULED		527.25						527.25
60	PA INTERNATIONAL--SCHEDULED	3468	.46						.46
62	COMMUNITY TOTAL								
63	DOMESTIC-------SCHEDULED		1.31						1.31
65	INTERNATIONAL--SCHEDULED	266689	11658.61		.96	.25	1.21		11659.82
67	TOTAL----------SCHEDULED	266689	11659.92		.96	.25	1.21		11661.13
71	ECUADOR								
75	GUAYAQUIL								
76	(SIMON BOLIVAR)								
77	EA INTERNATIONAL--SCHEDULED	28461	379.68		10.15	.02	10.17		389.85
81	QUITO								
82	(MARISCAL SUCRE)								
83	EA INTERNATIONAL--SCHEDULED	33402	209.24		21.04	9.06	30.10		239.34
87	ARAB REPUBLIC OF EGYPT								
91	CAIRO								
92	(CAIRO INTERNATIONAL)								
93	TW INTERNATIONAL--SCHEDULED	42936	1302.49		122.54		122.54	13.40	1438.43
97	EL SALVADOR								
101	SAN SALVADOR								
102	(ILOPANGO)								
103	VV INTERNATIONAL--SCHEDULED	10587	1.00		21.00		21.00		22.00

TABLE 6
ENPLANED REVENUE PASSENGERS, ENPLANED REVENUE TONS OF CARGO AND MAIL, AND AIR TRAFFIC HUB CLASSIFICATIONS, BY TYPE OF OPERATION, BY TYPE OF SERVICE, BY COMMUNITY, AND BY CARRIER

12 MONTHS ENDED DECEMBER 31, 1985

Line No.	Area, state or country / Community / (Airport name) / Carrier / Type of operation / Type of service / Hub type and percent of enplanements	Enplaned passengers	Enplaned revenue tons: Freight	Express	U.S. Mail: Priority	Nonpriority	Total	Foreign mail	Total cargo and mail
	1	2	3	4	5	6	7	8	9
1	ETHIOPIA								
2	----------								
5	ADDIS ABABA								
6	(HAILE SELASSI)								
9	FIJI								
10	----------								
13	NANDI								
14	(NANDI)								
15	CO INTERNATIONAL--SCHEDULED	17001	607.96		3.46		3.46	5.04	616.46
17	FT INTERNATIONAL--SCHEDULED		6137.52		181.93	4.80	186.73		6324.25
19	COMMUNITY TOTAL								
20	INTERNATIONAL--SCHEDULED	17001	6745.48		185.39	4.80	190.19	5.04	6940.71
24	FRANCE								
25	----------								
28	NICE								
29	(COTE D'AZUR)								
30	PA INTERNATIONAL--SCHEDULED	36868	742.66		.36	.17	.53		743.19
34	PARIS								
35	(ORLY)								
36	AA INTERNATIONAL--SCHEDULED	29545	1170.80						1170.80
38	DL INTERNATIONAL--SCHEDULED	22544	586.60						586.60
40	PA INTERNATIONAL--SCHEDULED	15114	727.66		4.03		4.03		731.69
42	AIRPORT TOTAL								
43	INTERNATIONAL--SCHEDULED	67203	2485.06		4.03		4.03		2487.09
45	(CHARLES DEGAULLE)								
46	FT INTERNATIONAL--SCHEDULED		108.18						108.18
48	PA INTERNATIONAL--SCHEDULED	96794	2369.83		14.23	81.30	95.53	.12	2465.48
50	TW INTERNATIONAL--SCHEDULED	362398	7209.03		440.70	27.50	468.20	.14	7677.37
52	AIRPORT TOTAL								
53	INTERNATIONAL--SCHEDULED	459192	9687.04		454.93	108.80	563.73	.26	10251.03
55	COMMUNITY TOTAL BY CARRIER								
56	AA INTERNATIONAL--SCHEDULED	29545	1170.80						1170.80
58	DL INTERNATIONAL--SCHEDULED	22544	586.60						586.60
59	FT INTERNATIONAL--SCHEDULED		108.18						108.18
62	PA INTERNATIONAL--SCHEDULED	111908	3097.49		18.26	81.30	99.56	.12	3197.17
63	TW INTERNATIONAL--SCHEDULED	362398	7209.03		440.70	27.50	468.20	.14	7677.37
66	COMMUNITY TOTAL								
67	INTERNATIONAL--SCHEDULED	526395	12172.10		458.96	108.80	567.76	.26	12740.12
71	FRENCH ANTILLES								
72	----------								
75	MARTINIQUE								
76	(LAMETIN)								
77	AA INTERNATIONAL--SCHEDULED	5830	23.88						23.88
79	EA INTERNATIONAL--SCHEDULED	12354	24.14		2.13	2.18	4.31		28.45
81	PA INTERNATIONAL--SCHEDULED	17572	4.08						4.08
83	COMMUNITY TOTAL								
84	INTERNATIONAL--SCHEDULED	35756	52.10		2.13	2.18	4.31		56.41
87	GUADELOUPE								
89	(LE RAIZET)								
90	AA INTERNATIONAL--SCHEDULED	4657	2.68						2.68
92	EA INTERNATIONAL--SCHEDULED	4404	18.51						18.51
94	PA INTERNATIONAL--SCHEDULED	12583	20.04						20.04
96	COMMUNITY TOTAL								
97	INTERNATIONAL--SCHEDULED	21644	41.23						41.23
101	FRENCH POLYNESIA								
102	----------								
105	PAPEETE								
106	(PAPEETE)								
107	HK INTERNATIONAL--SCHEDULED	1526	12.00						12.00
109	COMMUNITY TOTAL								
110	INTERNATIONAL--SCHEDULED	1526	12.00						12.00

TABLE 6
ENPLANED REVENUE PASSENGERS, ENPLANED REVENUE TONS OF CARGO AND MAIL, AND AIR TRAFFIC HUB CLASSIFICATIONS, BY TYPE OF OPERATION, BY TYPE OF SERVICE, BY COMMUNITY, AND BY CARRIER

12 MONTHS ENDED DECEMBER 31, 1985

Line No.	Area, state or country / Community / (Airport name) / Carrier / Type of operation / Type of service / Hub type and percent of enplanements	Enplaned passengers	Enplaned revenue tons: Freight	Express	U.S. Mail: Priority	Nonpriority	Total	Foreign mail	Total cargo and mail
	1	2	3	4	5	6	7	8	9
1	GABON								
2	----------								
5	DOHA								
6	(DOHA INTL)								
7	FT INTERNATIONAL--SCHEDULED		150.89						150.89
11	GERMANY								
12	----------								
15	BERLIN								
16	(TEGEL)								
17	PA INTERNATIONAL--SCHEDULED	1135795	2322.00		4.69	898.77	903.46	3833.86	7059.32
18	NONSCHEDULED	51689	241.36	60.47					301.83
19	ALL SERVICES	1187482	2563.36	60.47	4.69	898.77	903.46	3833.86	7361.15
23	COLOGNE/DUSSELDORF/BONN								
24	(WAHN AIRPORT)								
25	FT INTERNATIONAL--SCHEDULED		12.25						12.25
29	FRANKFURT								
30	(RHEIN MAIN)								
31	AA INTERNATIONAL--SCHEDULED	64539	3083.07		430.56	3.15	434.11		3517.18
33	DL INTERNATIONAL--SCHEDULED	57521	3830.47					535.37	4365.84
35	FT INTERNATIONAL--SCHEDULED		29079.62		989.28	1044.43	2033.71		31113.33
37	NW INTERNATIONAL--SCHEDULED	43072	2323.19		111.60	33.98	145.58		2468.77
38	NONSCHEDULED	27247							
39	ALL SERVICES	70319	2323.19		111.60	33.98	145.58		2468.77
41	PA INTERNATIONAL--SCHEDULED	859778	13652.53		2395.78	3055.46	5451.24	4146.47	23450.24
42	NONSCHEDULED	1549	214.08	58.67				11.91	284.66
43	ALL SERVICES	861327	14066.61	58.67	2395.78	3055.46	5451.24	4158.38	23734.90
45	TW INTERNATIONAL--SCHEDULED	162835	1402.75		801.25	1591.19	2392.44	56.28	3851.47
47	WC INTERNATIONAL--SCHEDULED	61322	1609.00		725.00		725.00		2334.00
49	COMMUNITY TOTAL								
50	INTERNATIONAL--SCHEDULED	1289067	53180.63		5453.87	5728.21	11182.08	4738.12	71100.83
51	NONSCHEDULED	28796	214.08	58.67				11.91	284.66
52	ALL SERVICES	1317863	55394.71	58.67	5453.87	5728.21	11182.08	4750.03	71385.49
56	HAMBURG								
57	(FUHLSBUTTE)								
58	NW INTERNATIONAL--SCHEDULED	176	20.17						20.17
60	PA INTERNATIONAL--SCHEDULED	300137	1485.13		219.40	451.79	671.19	377.70	2534.02
61	NONSCHEDULED	230							
62	ALL SERVICES	300367	1485.13		219.40	451.79	671.19	377.70	2534.02
64	COMMUNITY TOTAL								
65	INTERNATIONAL--SCHEDULED	300313	1505.30		219.40	451.79	671.19	377.70	2554.19
66	NONSCHEDULED	230							
67	ALL SERVICES	300543	1505.30		219.40	451.79	671.19	377.70	2554.19
71	LANDSPUHL								
72	(RAMSTEIN AB)								
75	MUNICH								
76	(MUNICH)								
77	PA INTERNATIONAL--SCHEDULED	291167	2049.94		343.15	326.35	669.50	327.16	3046.60
78	NONSCHEDULED	2007							
79	ALL SERVICES	293174	2049.94		343.15	326.35	669.50	327.16	3046.60
81	TW INTERNATIONAL--SCHEDULED	32177	59.11		216.79	13.13	229.92		289.03
83	COMMUNITY TOTAL								
84	INTERNATIONAL--SCHEDULED	323344	2109.05		559.94	339.48	899.42	327.16	3335.63
85	NONSCHEDULED	2007							
86	ALL SERVICES	325351	2109.05		559.94	339.48	899.42	327.16	3335.63
90	NUREMBERG								
91	(NUREMBERG)								
92	PA INTERNATIONAL--SCHEDULED	76765	96.91					233.15	330.06
96	STUTTGART								
97	(ECHTERDINGEN AIR BASE)								
98	PA INTERNATIONAL--SCHEDULED	103698	153.32		1.08	20.59	21.65	83.14	258.11
102	GREECE								
103	----------								
106	ATHENS								
107	(ATHENA CENTRAL)								
108	PA INTERNATIONAL--SCHEDULED	10179	14.67		8.97		8.97	.58	24.22
109	NONSCHEDULED	4827							
110	ALL SERVICES	15006	14.67		8.97		8.97	.58	24.22

TABLE 6
ENPLANED REVENUE PASSENGERS, ENPLANED REVENUE TONS OF CARGO AND MAIL, AND AIR TRAFFIC HUB CLASSIFICATIONS, BY TYPE OF OPERATION, BY TYPE OF SERVICE, BY COMMUNITY, AND BY CARRIER

12 MONTHS ENDED DECEMBER 31, 1985

Line No.	Area, state or country / Community (Airport name) / Carrier / Type of operation / Type of service / Hub type and percent of enplanements	Enplaned passengers	Enplaned revenue tons: Freight	Express	U.S. Mail: Priority	Nonpriority	Total	Foreign mail	Total cargo and mail
	1	2	3	4	5	6	7	8	9
1	ATHENA CENTRAL (CONT.)								
2	TW INTERNATIONAL--SCHEDULED	133576	1202.63		241.62	60.69	302.31	32.28	1537.19
3									
4	COMMUNITY TOTAL								
5	INTERNATIONAL--SCHEDULED	143755	1217.27		250.59	60.69	311.28	32.86	1561.41
6	NONSCHEDULED	4827							
7	ALL SERVICES	148582	1217.27		250.59	60.69	311.28	32.86	1561.41
8									
9									
10									
11	GUATEMALA								
12	----------								
13									
14									
15	GUATEMALA CITY								
16	(LA AURORA)								
17	EA INTERNATIONAL--SCHEDULED	6415	382.11						382.11
18									
19	PA INTERNATIONAL--SCHEDULED	29124	1567.14		9.09	8.72	17.81	8.23	1593.18
20									
21	COMMUNITY TOTAL								
22	INTERNATIONAL--SCHEDULED	35539	1949.25		9.09	8.72	17.81	8.23	1975.29
23									
24									
25									
26	PAPUA NEW GUINEA								
27	----------								
28									
29									
30	PORT MORESBY								
31	(JACKSON FIELD)								
32	HK INTERNATIONAL--SCHEDULED	32							
33									
34									
35									
36	HAITI								
37	----------								
38									
39									
40	PORT AU PRINCE								
41	(PORT AU PRINCE)								
42	AA INTERNATIONAL--SCHEDULED	59784	445.62		26.82		26.82		472.44
43									
44	TA INTERNATIONAL--SCHEDULED	75929	1282.80		18.57	1.33	19.90		1302.70
45									
46	JW INTERNATIONAL--SCHEDULED		2514.70						2514.70
47	NONSCHEDULED	299	1102.50						1102.50
48	ALL SERVICES	299	3617.20						3617.20
49									
50	COMMUNITY TOTAL								
51	INTERNATIONAL--SCHEDULED	135713	4243.12		45.39	1.33	46.72		4289.84
52	NONSCHEDULED	299	1102.50						1102.50
53	ALL SERVICES	136012	5345.62		45.39	1.33	46.72		5392.34
54									
55									
56									
57	HONDURAS								
58	----------								
59									
60									
61	SAN PEDRO SULA								
62	(SAN PEDRO SULA)								
63	VV INTERNATIONAL--SCHEDULED	10848	12.00						12.00
64									
65									
66									
67	TEGUCIGALPA								
68	(TONCONTIN INTERNATIONAL)								
69	VV INTERNATIONAL--SCHEDULED	13020			28.00		28.00		28.00
70									
71									
72									
73	HONG KONG								
74	----------								
75									
76									
77	KOWLOON								
78	(KAI TAK)								
79	CO INTERNATIONAL--SCHEDULED	6055	146.62		2.68		2.68		149.30
80									
81	FT INTERNATIONAL--SCHEDULED		35551.87		703.21	559.24	1262.45		36814.32
82									
83	NW INTERNATIONAL--SCHEDULED	124142	18594.86		33.73	145.22	178.95		18773.81
84									
85	PA INTERNATIONAL--SCHEDULED	203767	7144.86			167.45	167.45	898.06	8210.37
86									
87	UA INTERNATIONAL--SCHEDULED	46873	2718.79					.53	2719.32
88									
89	COMMUNITY TOTAL								
90	INTERNATIONAL--SCHEDULED	380837	64157.00		739.62	871.91	1611.53	898.59	66667.12
91									
92									
93									
94	HUNGARY								
95	----------								
96									
97									
98	BUDAPEST								
99	(FERIHEGY)								
100	PA INTERNATIONAL--SCHEDULED	5679	12.51						12.51
101									
102									
103									
104	ICELAND								
105	----------								
106									
107									
108	KEFLAVIK/REYKJAVIK								
109	(KEFLAVIK)								
110	FT INTERNATIONAL--SCHEDULED		85.17						85.17
111									
112									

TABLE 6
ENPLANED REVENUE PASSENGERS, ENPLANED REVENUE TONS OF CARGO AND MAIL, AND AIR TRAFFIC HUB CLASSIFICATIONS, BY TYPE OF OPERATION, BY TYPE OF SERVICE, BY COMMUNITY, AND BY CARRIER

12 MONTHS ENDED DECEMBER 31, 1985

Line No.	Area, state or country / Community / (Airport name) / Carrier / Type of operation / Type of service / Hub type and percent of enplanements	Enplaned passengers	Enplaned revenue tons: Freight	Express	U. S. Mail: Priority	Nonpriority	Total	Foreign mail	Total cargo and mail
	1	2	3	4	5	6	7	8	9
1	INDIA								
5	BOMBAY								
6	(SANTA CRUZ)								
7	PA INTERNATIONAL--SCHEDULED	35884	1328.26						1328.26
9	TW INTERNATIONAL--SCHEDULED	18054	2175.91		1.17		1.17		2177.08
11	COMMUNITY TOTAL								
12	INTERNATIONAL--SCHEDULED	53938	3504.17		1.17		1.17		3505.34
16	DELHI								
17	(PALAM AP)								
18	PA INTERNATIONAL--SCHEDULED	42344	2289.02		.46		.46		2289.48
22	IRELAND								
26	DUBLIN								
27	(DUBLIN)								
28	NW INTERNATIONAL--SCHEDULED	6047	45.93						45.93
32	SHANNON								
33	(SHANNON)								
34	FT INTERNATIONAL--SCHEDULED		2642.78		84.98	38.98	123.96		2766.74
36	NW INTERNATIONAL--SCHEDULED	47681	865.63		5.75	.25	6.00		871.63
38	COMMUNITY TOTAL								
39	INTERNATIONAL--SCHEDULED	47681	3508.41		90.73	39.23	129.96		3638.37
43	ISRAEL								
47	TEL AVIV								
48	(BEN GURION)								
49	FF INTERNATIONAL--SCHEDULED	43887							
51	PA INTERNATIONAL--SCHEDULED	2198							
53	TW INTERNATIONAL--SCHEDULED	127776	879.67		134.62	6.50	141.12	4.82	1025.61
55	COMMUNITY TOTAL								
56	INTERNATIONAL--SCHEDULED	173861	879.67		134.62	6.50	141.12	4.82	1025.61
60	ITALY								
64	MILAN								
65	(LINATE)								
66	(MALPENSA)								
67	TW INTERNATIONAL--SCHEDULED	106311	3968.96		5.76		5.76	.84	3975.56
69	COMMUNITY TOTAL BY CARRIER								
70	TW INTERNATIONAL--SCHEDULED	106311	3968.96		5.76		5.76	.84	3975.56
72	COMMUNITY TOTAL								
73	INTERNATIONAL--SCHEDULED	106311	3968.96		5.76		5.76	.84	3975.56
77	PISA								
78	(PISA)								
79	FT INTERNATIONAL--SCHEDULED		451.11						451.11
83	ROME								
84	(LEONARDO DA VINCI)								
85	PA INTERNATIONAL--SCHEDULED	104646	2066.14		359.11	229.50	588.63	12.57	2667.34
87	TW INTERNATIONAL--SCHEDULED	210913	3609.77		545.92	120.13	666.05	24.45	4300.27
89	COMMUNITY TOTAL								
90	INTERNATIONAL--SCHEDULED	315559	5675.91		905.03	349.63	1254.68	37.02	6967.61
93	JAMAICA								
97	KINGSTON								
98	(PALISADOES)								
99	AA INTERNATIONAL--SCHEDULED	40037	2039.04			.20	.20		2040.04
102	EA INTERNATIONAL--SCHEDULED	37154	96.59		.07		.07		96.66
104	VV INTERNATIONAL--SCHEDULED	12876							
107	COMMUNITY TOTAL								
107	INTERNATIONAL--SCHEDULED	90107	2136.43		.07	.20	.27		2136.70

TABLE 6
ENPLANED REVENUE PASSENGERS, ENPLANED REVENUE TONS OF CARGO AND MAIL, AND AIR TRAFFIC HUB CLASSIFICATIONS, BY TYPE OF OPERATION, BY TYPE OF SERVICE, BY COMMUNITY, AND BY CARRIER

12 MONTHS ENDED DECEMBER 31, 1985

Line No.	Area, state or country / Community / (Airport name) / Carrier / Type of operation / Type of service / Hub type and percent of enplanements	Enplaned passengers	Enplaned revenue tons: Freight	Express	U.S. Mail: Priority	Nonpriority	Total	Foreign mail	Total cargo and mail
	1	2	3	4	5	6	7	8	9
1	JAMAICA (CONT.)								
2	MONTEGO BAY								
3	(MONTEGO BAY INTERNATIONAL)								
4	AA INTERNATIONAL--SCHEDULED	49364	59.12		.82	.05	.87		59.99
5									
6	EA INTERNATIONAL--SCHEDULED	73139	781.80		1.40		1.40		783.20
7	NONSCHEDULED	309							
8	ALL SERVICES	73448	781.80		1.40		1.40		783.20
9									
10	VV INTERNATIONAL--SCHEDULED	6894							
11									
12	COMMUNITY TOTAL								
13	INTERNATIONAL--SCHEDULED	129357	840.92		2.22	.05	2.27		843.19
14	NONSCHEDULED	309							
15	ALL SERVICES	129666	840.92		2.22	.05	2.27		843.19
16									
17									
18									
19	JAPAN								
20	----------								
21									
22									
23	NAGOYA								
24	(KANAKI)								
25	CC INTERNATIONAL--SCHEDULED	41650	62.94						62.94
26									
27									
28									
29	OKINAWA								
30	(NAHA AFB)								
31	NW INTERNATIONAL--SCHEDULED	20674	26.04		448.14	615.78	1063.92	1.95	1091.91
32									
33									
34									
35	OSAKA								
36	(OSAKA INTERNATIONAL)								
37	FT INTERNATIONAL--SCHEDULED		23277.07		581.59	356.33	937.92		24214.99
38									
39	NW INTERNATIONAL--SCHEDULED	131072	1966.69		192.85	446.41	639.26	107.82	2713.77
40									
41	PA INTERNATIONAL--SCHEDULED	33929	642.90		.07	.42	.49		643.39
42									
43	COMMUNITY TOTAL								
44	INTERNATIONAL--SCHEDULED	165001	25886.66		774.51	803.16	1577.67	107.82	27572.15
45									
46									
47									
48	SAPPORO								
49	(CHITOSE)								
50	FT INTERNATIONAL--SCHEDULED		39.29		8.81	1.12	9.93		49.22
51									
52									
53									
54	TOKYO								
55	(TOKYO INTERNATIONAL)								
56	FT INTERNATIONAL--SCHEDULED		30.50		1.97	3.88	5.85		36.35
57									
58	AIRPORT TOTAL								
59	INTERNATIONAL--SCHEDULED		30.50		1.97	3.88	5.85		36.35
60									
61	(YOKOTA AFB)								
62	FT INTERNATIONAL--SCHEDULED		73.88						73.88
63									
64	(NARITA)								
65	CO INTERNATIONAL--SCHEDULED	100430	145.03	2.00	32.12	.58	32.70	308.92	488.65
66									
67	FT INTERNATIONAL--SCHEDULED		158446.66		5204.10	3669.86	8873.96		167320.62
68									
69	NW INTERNATIONAL--SCHEDULED	947456	54097.77		4852.96	3106.36	7959.32	798.17	62855.26
70									
71	PA INTERNATIONAL--SCHEDULED	531576	12180.35		1806.30	1185.36	2991.66	478.37	15650.38
72									
73	UA INTERNATIONAL--SCHEDULED	75377	3151.85					57.76	3209.61
74									
75	AIRPORT TOTAL								
76	INTERNATIONAL--SCHEDULED	1654839	228021.66	2.00	11895.48	7962.16	19857.64	1643.22	249524.52
77									
78	COMMUNITY TOTAL BY CARRIER								
79	CO INTERNATIONAL--SCHEDULED	100430	145.03	2.00	32.12	.58	32.70	308.92	488.65
80									
81	FT INTERNATIONAL--SCHEDULED		158551.04		5206.07	3673.74	8879.81		167430.85
82									
83	NW INTERNATIONAL--SCHEDULED	947456	54097.77		4852.96	3106.36	7959.32	798.17	62855.26
84									
85	PA INTERNATIONAL--SCHEDULED	531576	12180.35		1806.30	1185.36	2991.66	478.37	15650.38
86									
87	UA INTERNATIONAL--SCHEDULED	75377	3151.85					57.76	3209.61
88									
89	COMMUNITY TOTAL								
90	INTERNATIONAL--SCHEDULED	1654839	228126.04	2.00	11897.45	7966.04	19863.49	1643.22	249634.75
91									
92									
93									
94	KENYA								
95	----------								
96									
97									
98	NAIROBI								
99	(NAIROBI)								
100	PA INTERNATIONAL--SCHEDULED	8699	376.22		5.51		5.51	15.89	397.62
101									
102									
103									
104	KUWAIT								
105	----------								
106									
107									
108	KUWAIT								
109	(KUWAITT)								
110	TW INTERNATIONAL--SCHEDULED	7191	14.38		.80		.80	.05	15.23
111									
112									

TABLE 6
ENPLANED REVENUE PASSENGERS, ENPLANED REVENUE TONS OF CARGO AND MAIL, AND AIR TRAFFIC HUB CLASSIFICATIONS, BY TYPE OF OPERATION, BY TYPE OF SERVICE, BY COMMUNITY, AND BY CARRIER

12 MONTHS ENDED DECEMBER 31, 1985

Line No.	Area, state or country / Community / (Airport name) / Carrier / Type of operation / Type of service / Hub type and percent of enplanements	Enplaned passengers	Enplaned revenue tons: Freight	Express	U. S. Mail: Priority	Nonpriority	Total	Foreign mail	Total cargo and mail
	1	2	3	4	5	6	7	8	9
1	LIBERIA								
5	MONROVIA/ROBERTSFIELD								
6	(ROBERTSFIELD)								
7	PA INTERNATIONAL--SCHEDULED	7858	486.81		26.05	.74	26.79	7.20	520.80
11	MALAYSIA								
15	KUALA LUMPUR								
16	(SUBANG)								
17	FT INTERNATIONAL--SCHEDULED		3952.29		10.53	1.37	11.90		3964.19
19	MM INTERNATIONAL--SCHEDULED	5404	117.75						117.75
21	COMMUNITY TOTAL								
22	INTERNATIONAL--SCHEDULED	5404	4070.04		10.53	1.37	11.90		4081.94
26	MEXICO								
30	ACAPULCO								
31	(PLAN DE LOS AMATES)								
32	AA INTERNATIONAL--SCHEDULED	65244	15.50		.82		.82		16.32
34	CO INTERNATIONAL--SCHEDULED	30002	.34						.34
36	EA INTERNATIONAL--SCHEDULED	21535	11.38		.15		.15		11.53
38	MA INTERNATIONAL--SCHEDULED	40825	24.81						24.81
40	COMMUNITY TOTAL								
41	INTERNATIONAL--SCHEDULED	163606	52.03		.97		.97		53.00
45	CANCUN								
46	(CANCUN)								
47	AA INTERNATIONAL--SCHEDULED	28459	6.78		.62	.06	.68		7.46
49	CO INTERNATIONAL--SCHEDULED	50177	2.11		.02		.02		2.13
51	EA INTERNATIONAL--SCHEDULED	29699	.95						.95
52	NONSCHEDULED	147							
53	ALL SERVICES	29846	.95						.95
55	UA DOMESTIC-------SCHEDULED	25814							
56	NONSCHEDULED	504							
57	ALL SERVICES	26318							
59	COMMUNITY TOTAL								
60	DOMESTIC-------SCHEDULED	25814							
61	NONSCHEDULED	504							
62	ALL SERVICES	26318							
64	INTERNATIONAL--SCHEDULED	108335	9.64		.64	.06	.70		10.54
65	NONSCHEDULED	147							
66	ALL SERVICES	108482	9.64		.64	.06	.70		10.54
68	TOTAL----------SCHEDULED	134149	9.84		.64	.06	.70		10.54
69	NONSCHEDULED	651							
70	ALL SERVICES	134800	9.84		.64	.06	.70		10.54
74	COZUMEL								
75	(COZUMEL INTERNATIONAL)								
76	AA INTERNATIONAL--SCHEDULED	16654	2.82		.25	.08	.33		3.15
78	CO DOMESTIC-------SCHEDULED	52							
80	CO INTERNATIONAL--SCHEDULED	20395	1.43						1.43
82	CO TOTAL----------SCHEDULED	20447	1.43						1.43
84	UA DOMESTIC-------SCHEDULED	2332							
86	COMMUNITY TOTAL								
87	DOMESTIC-------SCHEDULED	2384							
89	INTERNATIONAL--SCHEDULED	37249	4.25		.25	.08	.33		4.58
91	TOTAL----------SCHEDULED	39633	4.25		.25	.08	.33		4.58
95	GUADALAJARA								
96	(GUALALAJARA)								
97	AA INTERNATIONAL--SCHEDULED	10184	52.39		.60		.60		52.99
99	MA INTERNATIONAL--SCHEDULED	38001	220.29						220.29
101	COMMUNITY TOTAL								
102	INTERNATIONAL--SCHEDULED	48185	272.68		.60		.60		273.28
106	MAZATLAN								
107	(MAZATLAN)								
108	FL DOMESTIC-------SCHEDULED	9121	2.29						2.29
110	AC DOMESTIC-------SCHEDULED	10700	6.26						6.26
111	NONSCHEDULED	1130							
112	ALL SERVICES	11830	6.26						6.26

TABLE 6
ENPLANED REVENUE PASSENGERS, ENPLANED REVENUE TONS OF CARGO AND MAIL, AND AIR TRAFFIC HUB CLASSIFICATIONS, BY TYPE OF OPERATION, BY TYPE OF SERVICE, BY COMMUNITY, AND BY CARRIER

12 MONTHS ENDED DECEMBER 31, 1985

Line No.	Area, state or country / Community / (Airport name) / Carrier / Type of operation / Type of service / Hub type and percent of enplanements	Enplaned passengers	Enplaned revenue tons: Freight	Express	U.S. Mail: Priority	Nonpriority	Total	Foreign mail	Total cargo and mail
	1	2	3	4	5	6	7	8	9
1	MAZATLAN (CONT.)								
2	WA INTERNATIONAL--SCHEDULED	15766	126.62			.26	.26		126.88
3									
4	COMMUNITY TOTAL								
5	DOMESTIC-------SCHEDULED	19821	8.55						8.55
6	NONSCHEDULED	1130							
7	ALL SERVICES	20951	8.55						8.55
8									
9	INTERNATIONAL--SCHEDULED	15766	126.62			.26	.26		126.88
10									
11	TOTAL----------SCHEDULED	35587	135.17			.26	.26		135.43
12	NONSCHEDULED	1130							
13	ALL SERVICES	36717	135.17			.26	.26		135.43
14									
15									
16									
17	MEXICO CITY								
18	(MEXICO CITY INTERNATIONAL)								
19	AA INTERNATIONAL--SCHEDULED	116730	432.61		4.10		4.10		436.71
20									
21	CO INTERNATIONAL--SCHEDULED	141288	740.61	.02	.18		.18		741.61
22									
23	EA INTERNATIONAL--SCHEDULED	68145	499.09		1.00		1.00		500.09
24									
25	PA INTERNATIONAL--SCHEDULED	143024	1229.35						1229.35
26									
27	WA INTERNATIONAL--SCHEDULED	81351	973.51		2.94		2.94		976.45
28									
29	COMMUNITY TOTAL								
30	INTERNATIONAL--SCHEDULED	550538	3875.17	.82	8.22		8.22		3884.21
31									
32									
33									
34	MONTERREY								
35	(DEL NORTE INTERNATIONAL)								
36	CO INTERNATIONAL--SCHEDULED	31221	10.42	.06	.75		.75		11.23
37									
38									
39									
40	PUERTO VALLARTA								
41	(PUERTO VALLARTA)								
42	AA INTERNATIONAL--SCHEDULED	22513	26.79		11.91		11.91		38.70
43									
44	CC INTERNATIONAL--SCHEDULED	11427	.03						.03
45									
46	FL DOMESTIC-------SCHEDULED	7832	.01						.01
47									
48	RC DOMESTIC-------SCHEDULED	6454	10.07						10.07
49	NONSCHEDULED	1705							
50	ALL SERVICES	8159	10.07						10.07
51									
52	WA INTERNATIONAL--SCHEDULED	34598	.84		3.65		3.65		4.49
53									
54	COMMUNITY TOTAL								
55	DOMESTIC-------SCHEDULED	14286	10.08						10.08
56	NONSCHEDULED	1705							
57	ALL SERVICES	15991	10.08						10.08
58									
59	INTERNATIONAL--SCHEDULED	68538	27.66		15.56		15.56		43.22
60									
61	TOTAL----------SCHEDULED	83224	37.74		15.56		15.56		53.30
62	NONSCHEDULED	1705							
63	ALL SERVICES	84929	37.74		15.56		15.56		53.30
64									
65									
66									
67	SAN JOSE DEL CABO								
68	(SAN JOSE DEL CABO)								
69	PS DOMESTIC-------SCHEDULED	88							
70									
71									
72									
73	ZIHUATANEJO								
74	(ZIHUATANEJO)								
75	CO INTERNATIONAL--SCHEDULED	1657							
76									
77	WA INTERNATIONAL--SCHEDULED	8343							
78									
79	COMMUNITY TOTAL								
80	INTERNATIONAL--SCHEDULED	10000							
81									
82									
83									
84	NETHERLANDS								
85	----------								
86									
87									
88	AMSTERDAM								
89	(SCHIPHOL)								
90	PA INTERNATIONAL--SCHEDULED	11193	57.94		.05	.63	.68		58.62
91	NONSCHEDULED	213							
92	ALL SERVICES	11406	57.94		.05	.63	.68		58.62
93									
94	TW INTERNATIONAL--SCHEDULED	52882	1644.62		121.85		121.85		1766.47
95									
96	COMMUNITY TOTAL								
97	INTERNATIONAL--SCHEDULED	64075	1702.56		121.90	.63	122.53		1825.09
98	NONSCHEDULED	213							
99	ALL SERVICES	64288	1702.56		121.90	.63	122.53		1825.09
100									
101									
102									
103	NETHERLANDS ANTILLES								
104	----------								
105									
106									
107	ARUBA								
108	(PRINCESS BEATRIX)								
109	AA INTERNATIONAL--SCHEDULED	58261	269.02		8.60		8.60		277.62
110									
111									
112									

TABLE 6
ENPLANED REVENUE PASSENGERS, ENPLANED REVENUE TONS OF CARGO AND MAIL, AND AIR TRAFFIC HUB CLASSIFICATIONS, BY TYPE OF OPERATION, BY TYPE OF SERVICE, BY COMMUNITY, AND BY CARRIER

12 MONTHS ENDED DECEMBER 31, 1985

Line No.	Area, state or country / Community / (Airport name) / Carrier / Type of operation / Type of service / Hub type and percent of enplanements	Enplaned passengers	Enplaned revenue tons: Freight	Express	U.S. Mail: Priority	Nonpriority	Total	Foreign mail	Total cargo and mail
	1	2	3	4	5	6	7	8	9
1	PRINCESS BEATRIX (CONT.)								
2	EA INTERNATIONAL--SCHEDULED	24473	20.32		.45		.45		20.77
3	NONSCHEDULED	5550							
4	ALL SERVICES	30023	20.32		.45		.45		20.77
5									
6	VV INTERNATIONAL--SCHEDULED		1888.00						1888.00
7									
8	COMMUNITY TOTAL								
9	INTERNATIONAL--SCHEDULED	62734	2177.34		9.05		9.05		2186.39
10	NONSCHEDULED	5550							
11	ALL SERVICES	68284	2177.34		9.05		9.05		2186.39
12									
13									
14									
15	CURACAO								
16	(DR.PLESMAN)								
17	AA INTERNATIONAL--SCHEDULED	68588	24.42		15.91		15.91		40.33
18									
19	EA INTERNATIONAL--SCHEDULED	7453	41.11		.41		.41		41.52
20	NONSCHEDULED	1417							
21	ALL SERVICES	8870	41.11		.41		.41		41.52
22									
23	FT INTERNATIONAL--SCHEDULED		4146.17		.52		.52		4146.69
24									
25	COMMUNITY TOTAL								
26	INTERNATIONAL--SCHEDULED	76441	4211.70		16.84		16.84		4228.54
27	NONSCHEDULED	1417							
28	ALL SERVICES	77858	4211.70		16.84		16.84		4228.54
29									
30									
31									
32	ST. MARTIN								
33	(SULIANA)								
34	AA INTERNATIONAL--SCHEDULED	93325	112.67		6.57		6.57		119.24
35									
36	EA INTERNATIONAL--SCHEDULED	27469	30.91		1.43	.67	2.10	.04	33.05
37									
38	PA INTERNATIONAL--SCHEDULED	75424	8.48		.11		.11		8.59
39									
40	COMMUNITY TOTAL								
41	INTERNATIONAL--SCHEDULED	196218	152.06		8.11	.67	8.78	.04	160.88
42									
43									
44									
45	NEW ZEALAND								
46	----------								
47									
48									
49	AUCKLAND								
50	(AUCKLAND INTERNATIONAL)								
51	CC INTERNATIONAL--SCHEDULED	66710	4151.19		8.54	.95	9.49	56.65	4217.33
52									
53	PA INTERNATIONAL--SCHEDULED	45651	3652.46		14.51	19.32	33.83	9.81	3696.10
54									
55	COMMUNITY TOTAL								
56	INTERNATIONAL--SCHEDULED	106361	7803.65		23.05	20.27	43.32	66.46	7913.43
57									
58									
59									
60	NIGERIA								
61	----------								
62									
63									
64	LAGOS								
65	(LAGOS)								
66	PA INTERNATIONAL--SCHEDULED	13901	268.62		7.43		7.43		276.05
67									
68									
69									
70	NORWAY								
71	----------								
72									
73									
74	OSLO								
75	(GARDERMOEN)								
76	NW INTERNATIONAL--SCHEDULED	20772	876.40		12.91	3.74	16.65		893.05
77									
78									
79									
80	PAKISTAN								
81	----------								
82									
83									
84	KARACHI								
85	(MOURIPUR)								
86	PA INTERNATIONAL--SCHEDULED	18334	88.73			5.37	5.37	1.42	95.52
87									
88									
89									
90	PANAMA								
91	----------								
92									
93									
94	BALBOA C.Z.&PANAMA CITY								
95	(TOCUMEN)								
96	EA INTERNATIONAL--SCHEDULED	125376	2511.58		491.75	6.92	498.67		3010.25
97									
98	VV INTERNATIONAL--SCHEDULED		1424.00						1424.00
99									
100	COMMUNITY TOTAL								
101	INTERNATIONAL--SCHEDULED	125378	3935.58		491.75	6.92	498.67		4434.25
102									
103									
104									
105									
106									
107									
108									
109									
110									
111									
112									

TABLE 6
ENPLANED REVENUE PASSENGERS, ENPLANED REVENUE TONS OF CARGO AND MAIL, AND AIR TRAFFIC HUB CLASSIFICATIONS, BY TYPE OF OPERATION, BY TYPE OF SERVICE, BY COMMUNITY, AND BY CARRIER

12 MONTHS ENDED DECEMBER 31, 1985

Line No.	Area, state or country / Community / (Airport name) / Carrier / Type of operation / Type of service / Hub type and percent of enplanements	Enplaned passengers	Enplaned revenue tons: Freight	Express	U.S. Mail: Priority	Nonpriority	Total	Foreign mail	Total cargo and mail
	1	2	3	4	5	6	7	8	9
1	PARAGUAY								
5	ASUNCION								
6	(ASUNCION)								
7	EA INTERNATIONAL--SCHEDULED	4164	56.32		12.71	7.41	20.12		76.44
11	PERU								
15	LIMA								
16	(J CHAVEZ INTERNATIONAL)								
17	EA INTERNATIONAL--SCHEDULED		.03						.03
21	PHILIPPINES								
25	MANILA								
26	(MANILA INTERNATIONAL)								
27	CO INTERNATIONAL--SCHEDULED	20477	147.33		12.62		12.62	53.86	214.06
29	FT INTERNATIONAL--SCHEDULED		6276.90		213.08	592.74	805.82		7082.72
31	NW INTERNATIONAL--SCHEDULED	142669	3152.82		809.13	652.79	1461.92	1.63	4616.37
33	PA INTERNATIONAL--SCHEDULED	41374	1474.47		429.66	327.54	757.63	.77	2232.84
35	COMMUNITY TOTAL								
36	INTERNATIONAL--SCHEDULED	204520	11051.57		1464.69	1573.47	3038.16	56.26	14145.99
40	POLAND								
44	WARSAW								
45	(OKECIE)								
46	PA INTERNATIONAL--SCHEDULED	14567	16.70						16.70
50	PORTUGAL								
54	LISBON								
55	(PORTELA)								
56	TW INTERNATIONAL--SCHEDULED	53505	1177.67		34.45	5.29	39.74	18.26	1235.69
60	ROMANIA								
64	BUCHAREST								
65	(BANEASA)								
66	PA INTERNATIONAL--SCHEDULED	2563	9.85						9.85
70	SAUDI ARABIA								
74	DHAHRAN								
75	(DHAHRAN)								
76	FT INTERNATIONAL--SCHEDULED		404.50						404.50
78	PA INTERNATIONAL--SCHEDULED	15260	455.13		204.21		204.21	9.89	669.23
80	COMMUNITY TOTAL								
81	INTERNATIONAL--SCHEDULED	15260	859.63		204.21		204.21	9.89	1073.73
85	SENEGAL								
89	DAKAR								
90	(PALLARD FIELD)								
91	PA INTERNATIONAL--SCHEDULED	5991	242.54		.12		.12	11.56	254.22
95	SINGAPORE								
99	SINGAPORE								
100	(SINGAPORE)								
101	FT INTERNATIONAL--SCHEDULED		8306.24		48.89	1.81	50.70		8356.94
103	NW INTERNATIONAL--SCHEDULED		972.51		.22	7.74	7.96		980.47
105	PA INTERNATIONAL--SCHEDULED	68301	1397.96		43.82		43.82	11.89	1453.67
107	COMMUNITY TOTAL								
108	INTERNATIONAL--SCHEDULED	68301	10676.71		92.93	9.55	102.48	11.89	10791.08

TABLE 6
ENPLANED REVENUE PASSENGERS, ENPLANED REVENUE TONS OF CARGO AND MAIL, AND AIR TRAFFIC HUB CLASSIFICATIONS, BY TYPE OF OPERATION, BY TYPE OF SERVICE, BY COMMUNITY, AND BY CARRIER

12 MONTHS ENDED DECEMBER 31, 1985

Line No.	Area, state or country / Community / (Airport name) / Carrier / Type of operation / Type of service / Hub type and percent of enplanements	Enplaned passengers	Enplaned revenue tons: Freight	Express	U S Mail: Priority	Nonpriority	Total	Foreign mail	Total cargo and mail
	1	2	3	4	5	6	7	8	9
1	SOUTH AFRICA								
5	JOHANNESBURG								
6	(JAN SMUTS)								
7	PA INTERNATIONAL--SCHEDULED	2597	110.09						110.09
11	SOUTH KOREA								
15	SEOUL								
16	(KIMPO INTERNATIONAL)								
17	FT INTERNATIONAL--SCHEDULED		12401.60		585.37	682.44	1267.81		13669.41
19	NW INTERNATIONAL--SCHEDULED	181235	10635.44		837.97	1572.21	2410.18	1.48	13017.10
21	PA INTERNATIONAL--SCHEDULED	39846	590.60		346.84		346.84		937.44
23	COMMUNITY TOTAL								
24	INTERNATIONAL--SCHEDULED	221081	23597.64		1770.18	2254.65	4024.83	1.48	27623.95
28	SPAIN								
32	BARCELONA								
33	(BARCELONA)								
34	TW INTERNATIONAL--SCHEDULED	21415	790.69		5.37		5.37		796.06
38	MADRID								
39	(GARCIA MORATO)								
40	FT INTERNATIONAL--SCHEDULED		1252.81		3.87	.28	4.15		1256.96
42	TW INTERNATIONAL--SCHEDULED	127538	3008.07		360.90	274.38	635.28		3643.35
44	COMMUNITY TOTAL								
45	INTERNATIONAL--SCHEDULED	127538	4260.88		364.77	274.66	639.43		4900.31
49	MALAGA								
50	(MALAGA)								
51	TW INTERNATIONAL--SCHEDULED	276							
55	SWEDEN								
59	MALMO								
60	(BULLTOFTA)								
61	NW INTERNATIONAL--SCHEDULED	505							
65	STOCKHOLM								
66	(ARLANDA)								
67	NW INTERNATIONAL--SCHEDULED	20368	617.59		1.09	.43	1.52	1.55	620.66
71	SWITZERLAND								
75	GENEVA								
76	(COINTRIN)								
77	PA INTERNATIONAL--SCHEDULED	15661	4.57					.04	4.61
78	NONSCHEDULED	774							
79	ALL SERVICES	16435	4.57					.04	4.61
81	TW INTERNATIONAL--SCHEDULED	11774	101.04		61.58		61.58		162.62
83	COMMUNITY TOTAL								
84	INTERNATIONAL--SCHEDULED	27435	105.61		61.58		61.58	.04	167.23
85	NONSCHEDULED	774							
86	ALL SERVICES	28209	105.61		61.58		61.58	.04	167.23
90	ZURICH								
91	(KLOTEN AIRPORT)								
92	FT INTERNATIONAL--SCHEDULED		5391.46		8.69	6.15	15.04		5406.50
94	PA INTERNATIONAL--SCHEDULED	112708	4167.61			.16	.16	122.75	4290.52
95	NONSCHEDULED	6703							
96	ALL SERVICES	119411	4167.61			.16	.16	122.75	4290.52
98	TW INTERNATIONAL--SCHEDULED	26412	583.35		3.69		3.69		587.04
100	COMMUNITY TOTAL								
101	INTERNATIONAL--SCHEDULED	139120	10142.42		12.58	6.31	18.89	122.75	10284.06
102	NONSCHEDULED	6703							
103	ALL SERVICES	145823	10142.42		12.58	6.31	18.89	122.75	10284.06

TABLE 6
ENPLANED REVENUE PASSENGERS, ENPLANED REVENUE TONS OF CARGO AND MAIL, AND AIR TRAFFIC HUB CLASSIFICATIONS, BY TYPE OF OPERATION, BY TYPE OF SERVICE, BY COMMUNITY, AND BY CARRIER

12 MONTHS ENDED DECEMBER 31, 1985

Line No.	Area, state or country / Community / (Airport name) / Carrier / Type of operation / Type of service / Hub type and percent of enplanements	Enplaned passengers	Enplaned revenue tons: Freight	Express	U.S. Mail: Priority	Nonpriority	Total	Foreign mail	Total cargo and mail
	1	2	3	4	5	6	7	8	9
1	TAIWAN								
5	KAOHSIUNG								
6	(KAOHSIUNG INTERNATIONAL)								
7	FT INTERNATIONAL--SCHEDULED		186.46		1.26		1.26		187.72
11	TAIPEI								
12	(SUNG SHAN)								
13	AQ INTERNATIONAL--SCHEDULED	697	38.35						38.35
15	CO INTERNATIONAL--SCHEDULED	4380	135.61	.11	2.41		2.41		138.13
17	FT INTERNATIONAL--SCHEDULED		55221.42		1790.62	224.56	2015.18		57236.60
19	NW INTERNATIONAL--SCHEDULED	105582	18497.66		8.52	.95	9.47	823.28	19330.41
20	NONSCHEDULED		103.94						103.94
21	ALL SERVICES	105582	18601.60		8.52	.95	9.47	823.28	19434.35
23	PA INTERNATIONAL--SCHEDULED	25405	1151.72			.55	.55	234.37	1386.64
25	COMMUNITY TOTAL								
26	INTERNATIONAL--SCHEDULED	144064	75044.76	.11	1801.55	226.06	2027.61	1057.65	78130.13
27	NONSCHEDULED		103.94						103.94
28	ALL SERVICES	144064	75148.70	.11	1801.55	226.06	2027.61	1057.65	78234.07
32	THAILAND								
36	BANGKOK								
37	(DON MUANG)								
38	PA INTERNATIONAL--SCHEDULED	8500	173.46		20.45	57.31	77.76	.87	252.09
42	TONGA								
46	HA'APIA								
47	(HA'APIA)								
48	HK INTERNATIONAL--SCHEDULED	667							
52	NUKUALOFA								
53	(NUKUALOFA)								
54	HA INTERNATIONAL--SCHEDULED	3653	14.95		4.59		4.59		19.54
56	HK INTERNATIONAL--SCHEDULED	2143							
58	COMMUNITY TOTAL								
59	INTERNATIONAL--SCHEDULED	5796	14.95		4.59		4.59		19.54
63	VAVA'U								
64	(VAVA'U)								
65	HK INTERNATIONAL--SCHEDULED	2291							
69	TRINIDAD & TOBAGO								
73	PORT OF SPAIN								
74	(PIARCO)								
75	AA INTERNATIONAL--SCHEDULED	36772	4.07		.29		.29		4.36
77	EA INTERNATIONAL--SCHEDULED	17392	51.77		1.39	.06	1.45		53.22
79	FT INTERNATIONAL--SCHEDULED		1599.01		.06		.06		1599.07
81	PA INTERNATIONAL--SCHEDULED	33524	30.54		1.63	.98	2.61	4.46	37.61
83	COMMUNITY TOTAL								
84	INTERNATIONAL--SCHEDULED	81688	1685.39		3.37	1.04	4.41	4.46	1694.26
88	TURKEY								
92	ISTANBUL								
93	(YESIL KOY)								
94	PA INTERNATIONAL--SCHEDULED	24388	173.80		113.58	18.33	131.91	1.11	306.82
95	NONSCHEDULED	6230							
96	ALL SERVICES	30618	173.80		113.58	18.33	131.91	1.11	306.82
100	EMIRATES								
104	DUBAI, TRUCIAL OMAN								
105	(DUBAI)								
106	FT INTERNATIONAL--SCHEDULED		1388.21						1388.21
108	PA INTERNATIONAL--SCHEDULED	11632	4.14					1.53	5.67

TABLE 6
ENPLANED REVENUE PASSENGERS, ENPLANED REVENUE TONS OF CARGO AND MAIL, AND AIR TRAFFIC HUB CLASSIFICATIONS, BY TYPE OF OPERATION, BY TYPE OF SERVICE, BY COMMUNITY, AND BY CARRIER

12 MONTHS ENDED DECEMBER 31, 1965

Line No.	Area, state or country / Community / (Airport name) / Carrier / Type of operation / Type of service / Hub type and percent of enplanements	Enplaned passengers	Enplaned revenue tons: Freight	Express	U.S. Mail: Priority	Nonpriority	Total	Foreign mail	Total cargo and mail
	1	2	3	4	5	6	7	8	9
1	COMMUNITY TOTAL								
2	INTERNATIONAL--SCHEDULED	11632	1392.35					1.53	1393.88
3									
4									
5									
6	SHARJAH								
7	(SHARJAH)								
8									
9									
10	UNITED KINGDOM								
11	----------								
12									
13									
14	GLASGOW/PRESTWICK								
15	(PRESTWICK)								
16	AA INTERNATIONAL--SCHEDULED	361							
17									
18	FT INTERNATIONAL--SCHEDULED		2482.89		114.04	60.69	174.73		2657.62
19									
20	NW INTERNATIONAL--SCHEDULED	37708	915.02		24.43	33.98	58.41		973.43
21	NONSCHEDULED		92.50						92.50
22	ALL SERVICES	37708	1007.52		24.43	33.98	58.41		1065.93
23									
24	COMMUNITY TOTAL								
25	INTERNATIONAL--SCHEDULED	38069	3397.91		138.47	94.67	233.14		3631.05
26	NONSCHEDULED		92.50						92.50
27	ALL SERVICES	38069	3490.41		138.47	94.67	233.14		3723.55
28									
29									
30									
31	LONDON								
32	(GATWICK)								
33	AA INTERNATIONAL--SCHEDULED	91118	3501.56		34.73		34.73		3536.29
34									
35	CO INTERNATIONAL--SCHEDULED	35923	2502.50						2502.50
36									
37	CL INTERNATIONAL--SCHEDULED	71633	2561.84					32.13	2593.97
38									
39	EA INTERNATIONAL--SCHEDULED	11412	282.65		12.07	.69	12.76		295.41
40									
41	NW INTERNATIONAL--SCHEDULED	129152	3516.95		102.38	78.80	180.58	647.19	4345.12
42									
43	PE INTERNATIONAL--SCHEDULED	136197	5580.79						5580.79
44									
45	TW INTERNATIONAL--SCHEDULED	52620	1211.27		11.48		11.48		1222.75
46									
47	WO INTERNATIONAL--SCHEDULED	73292	1391.00		36.00		36.00		1427.00
48									
49	AIRPORT TOTAL								
50	INTERNATIONAL--SCHEDULED	605547	20540.56		156.60	79.29	275.95	679.32	21503.83
51									
52	(HEATHROW AIRPORT)								
53	FT INTERNATIONAL--SCHEDULED		13952.99		1509.24	1168.01	2677.25		16630.24
54									
55	PA INTERNATIONAL--SCHEDULED	686463	19985.33		4011.04	7.87	4018.91	5.71	24009.95
56	NONSCHEDULED	658							
57	ALL SERVICES	687121	19985.33		4011.04	7.87	4018.91	5.71	24009.95
58									
59	TW INTERNATIONAL--SCHEDULED	581048	17656.57		664.56	166.04	831.60	404.71	18892.30
60									
61	WO INTERNATIONAL--SCHEDULED	110							
62									
63	AIRPORT TOTAL								
64	INTERNATIONAL--SCHEDULED	1267621	51594.91		6185.24	1341.92	7527.16	410.42	59532.49
65	NONSCHEDULED	658							
66	ALL SERVICES	1268279	51594.91		6185.24	1341.92	7527.16	410.42	59532.49
67									
68	COMMUNITY TOTAL BY CARRIER								
69	AA INTERNATIONAL--SCHEDULED	91118	3501.56		34.73		34.73		3536.29
70									
71	CO INTERNATIONAL--SCHEDULED	35923	2502.50						2502.50
72									
73	CL INTERNATIONAL--SCHEDULED	71633	2561.84					32.13	2593.97
74									
75	EA INTERNATIONAL--SCHEDULED	11412	282.65		12.07	.69	12.76		295.41
76									
77	FT INTERNATIONAL--SCHEDULED		13952.99		1509.24	1168.01	2677.25		16630.24
78									
79	NW INTERNATIONAL--SCHEDULED	129152	3516.95		102.38	78.80	180.58	647.19	4345.12
80									
81	PA INTERNATIONAL--SCHEDULED	686463	19985.33		4011.04	7.87	4018.91	5.71	24009.95
82	NONSCHEDULED	658							
83	ALL SERVICES	687121	19985.33		4011.04	7.87	4018.91	5.71	24009.95
84									
85	PE INTERNATIONAL--SCHEDULED	136197	5580.79						5580.79
86									
87	TW INTERNATIONAL--SCHEDULED	633668	18867.86		676.44	166.04	842.48	404.71	20115.05
88									
89	WO INTERNATIONAL--SCHEDULED	73402	1391.00		36.00		36.00		1427.00
90									
91	COMMUNITY TOTAL								
92	INTERNATIONAL--SCHEDULED	1873168	72145.47		6361.90	1421.21	7803.11	1089.74	81036.32
93	NONSCHEDULED	658							
94	ALL SERVICES	1873826	72145.47		6361.90	1421.21	7803.11	1089.74	81036.32
95									
96									
97									
98	MANCHESTER								
99	(MANCHESTER)								
100									
101									
102	URUGUAY								
103	----------								
104									
105									
106	MONTEVIDEO								
107	(CARRASCO)								
108	PA INTERNATIONAL--SCHEDULED	2813	371.09			2.05	2.05	7.65	381.59
109									
110									
111									
112									

TABLE 6
ENPLANED REVENUE PASSENGERS, ENPLANED REVENUE TONS OF CARGO AND MAIL, AND AIR TRAFFIC HUB CLASSIFICATIONS, BY TYPE OF OPERATION, BY TYPE OF SERVICE, BY COMMUNITY, AND BY CARRIER

12 MONTHS ENDED DECEMBER 31, 1985

Line No.	Area, state or country / Community (Airport name) / Carrier / Type of operation / Type of service / Hub type and percent of enplanements	Enplaned passengers	Enplaned revenue tons: Freight	Express	U.S. Mail: Priority	Nonpriority	Total	Foreign mail	Total cargo and mail
	1	2	3	4	5	6	7	8	9
1	VENEZUELA								
2	----------								
3									
4									
5	CARACAS								
6	(LA CARLOTA)								
7	FT INTERNATIONAL--SCHEDULED		14716.55		5.77	.55	6.32		14724.87
8									
9	PA INTERNATIONAL--SCHEDULED	103705	5058.72		24.54	.03	24.57	19.27	5103.16
10									
11	COMMUNITY TOTAL								
12	INTERNATIONAL--SCHEDULED	103705	19777.47		30.71	.56	31.29	19.27	19828.03
13									
14									
15									
16	MARACAIBO								
17	(GRANO DE ORO)								
18	PA INTERNATIONAL--SCHEDULED	11109	376.36			.01	.01		376.37
19									
20									
21									
22	WESTERN SAMOA								
23	----------								
24									
25									
26	APIA								
27	(FALEOLO)								
28	HK INTERNATIONAL--SCHEDULED	12782							
29									
30									
31									
32	YUGOSLAVIA								
33	----------								
34									
35									
36	BELGRADE								
37	(ZUMEN)								
38	PA INTERNATIONAL--SCHEDULED	4746	6.38						6.38
39									
40									
41									
42	DUBROVNIK								
43	(DUBROVNIK)								
44	PA INTERNATIONAL--SCHEDULED	7585							
45	NONSCHEDULED	2315							
46	ALL SERVICES	9900							
47									
48									
49									
50	ZAGREB								
51	(ZAGREB)								
52	PA INTERNATIONAL--SCHEDULED	11214	39.20						39.20
53									
54	OVER-ALL TOTAL FOR FOREIGN COUNTRIES								
55	DOMESTIC--------SCHEDULED	2797218	7266.86	6.01	2152.09	221.13	2373.22	1.87	9647.96
56	NONSCHEDULED	18886							
57	ALL SERVICES	2816104	7266.86	6.01	2152.09	221.13	2373.22	1.87	9647.96
58									
59	INTERNATIONAL--SCHEDULED	14833055	793077.64	3.45	36732.91	24371.44	61104.35	15072.99	869258.63
60	NONSCHEDULED	117462	1781.98	119.14				11.91	1913.03
61	ALL SERVICES	14950517	794859.82	122.59	36732.91	24371.44	61104.35	15084.90	871171.66
62									
63	TOTAL----------SCHEDULED	17630273	800344.70	9.46	38885.00	24592.57	63477.57	15074.86	878906.59
64	NONSCHEDULED	136348	1781.98	119.14				11.91	1913.03
65	ALL SERVICES	17766621	802126.68	128.60	38885.00	24592.57	63477.57	15086.77	880819.62
66									
67	OVER-ALL TOTAL FOR ALL COUNTRIES,								
68	ALL AREAS								
69	DOMESTIC--------SCHEDULED	354865753	2360000.93	6522.24	1257681.52	101002.66	1358684.58	699.48	3734887.13
70	NONSCHEDULED	1233274	10412.64		77.18		77.18		10489.42
71	ALL SERVICES	356100027	2378413.07	6522.24	1257539.10	101002.66	1358941.76	699.48	3744576.55
72									
73	INTERNATIONAL--SCHEDULED	24766663	1013732.85	59.91	94601.26	31614.39	126215.65	16138.54	1156286.95
74	NONSCHEDULED	238428	4455.11	119.14				11.91	4586.16
75	ALL SERVICES	25005091	1018187.96	159.05	94601.26	31614.39	126215.65	16150.45	1160873.11
76									
77	TOTAL----------SCHEDULED	379636416	3381733.68	6562.15	1352462.18	132617.05	1485080.23	16838.02	4890214.08
78	NONSCHEDULED	1471702	14867.35	119.14	77.18		77.18	11.91	15075.58
79	ALL SERVICES	381108118	3396601.03	6681.29	1352540.36	132617.05	1485157.41	16849.93	4905289.66
80									
81									
82									
83									
84									
85									
86									
87									
88									
89									
90									
91									
92									
93									
94									
95									
96									
97									
98									
99									
100									
101									
102									
103									
104									
105									
106									
107									
108									
109									
110									
111									
112									

TABLE 7
AIRCRAFT DEPARTURES SCHEDULED AND AIRCRAFT DEPARTURES PERFORMED,
BY TYPE OF OPERATION, BY AIRCRAFT TYPE, BY COMMUNITY, AND BY CARRIER

12 MONTHS ENDED DECEMBER 31, 1985

Line No.	Area, state or country Community (Airport name)	Carrier and type of operation	Type of aircraft	Total departures performed: Scheduled service	Nonscheduled service	All services	Departures scheduled	Scheduled departures completed: Number	Percent of departures scheduled
	1	2	3	4	5	6	7	8	9
1	50 U.S. STATES==========								
2	ALABAMA								
3	----------								
4									
5	BIRMINGHAM								
6	(BIRMINGHAM MUNI)	AA---DOMESTIC	B-727-200	888		888			
7			B-727-100	546		546			
8			DC-9-80	1		1			
9			ALL TYPES	1435		1435	1456	1435	98.55
10									
11		AL---DOMESTIC	DC-9-30	1010	1	1011			
12			B-737-100/200		1	1			
13			BAC-111-200	1		1			
14			ALL TYPES	1011	2	1013	1020	1011	99.11
15									
16		CO---DOMESTIC	B-727-100	1		1			
17			ALL TYPES	1		1			
18									
19		DL---DOMESTIC	DC-9-30	988	1	989			
20			B-727-200	2416	3	2419			
21			B-767-200	4		4			
22			B-737-100/200	1125	1	1126			
23			B-757-200	666		666			
24			DC-8-71	196		196			
25			ALL TYPES	5395	5	5400	5402	5375	99.50
26									
27		EA---DOMESTIC	DC-9-30	565		565			
28			B-727-100	579		579			
29			B-727-200	1041	4	1045			
30			DC-9-50	258		258			
31			A-300-84	9		9			
32			B-757-200	64		64			
33			ALL TYPES	2516	4	2520	2559	2441	95.38
34									
35		PE---DOMESTIC	B-737-100/200	52		52			
36			B-727-200	603		603			
37			ALL TYPES	655		655	675	653	96.74
38									
39		RC---DOMESTIC	DC-9-30	1156		1156			
40			DC-9-10	872		872			
41			DC-9-50	316		316			
42			ALL TYPES	2344		2344	2368	2327	98.26
43									
44		UA---DOMESTIC	B-737-100/200	1		1			
45			B-727-100	915	1	916			
46			B-727-200	21		21			
47			DC-8-71	4	2	6			
48			DC-10-10		3	3			
49			ALL TYPES	941	6	947	965	936	96.99
50									
51		ZL---DOMESTIC	BAC-111-200	860	244	1104			
52			ALL TYPES	860	244	1104	866	860	99.30
53									
54	COMMUNITY TOTAL	DOMESTIC	B-727-200	4969	7	4976			
55			B-727-100	2041	1	2042			
56			DC-9-80	1		1			
57			DC-9-30	3719	2	3721			
58			B-737-100/200	1178	2	1180			
59			BAC-111-200	861	244	1105			
60			B-767-200	4		4			
61			B-757-200	730		730			
62			DC-8-71	200	2	202			
63			DC-9-50	574		574			
64			A-300-84	9		9			
65			DC-9-10	872		872			
66			DC-10-10		3	3			
67			ALL TYPES	15158	261	15419	15311	15038	98.21
68									
69	DOTHAN								
70	(DOTHAN)	RC---DOMESTIC	DC-9-10	361		361			
71			DC-9-30	172	1	173			
72			DC-9-50	32		32			
73			ALL TYPES	565	1	566	590	554	93.89
74									
75	HUNTSVILLE&DECATUR								
76	(MADISON COUNTY JETPORT)	AA---DOMESTIC	B-727-200	856		856			
77			B-727-100	227		227			
78			DC-9-80	1		1			
79			ALL TYPES	1084		1084	1097	1084	98.81
80									
81		EA---DOMESTIC	DC-9-30	589		589			
82			B-727-100	350		350			
83			B-727-200	53		53			
84			DC-9-50	516		516			
85			ALL TYPES	1508		1508	1529	1493	97.64
86									
87		RC---DOMESTIC	DC-9-10	655		655			
88			DC-9-30	1208		1208			
89			DC-9-50	394		394			
90			ALL TYPES	2257		2257	2279	2229	97.80
91									
92		UA---DOMESTIC	B-727-100	1214		1214			
93			B-727-200	38		38			
94			DC-8-71	4		4			
95			B-737-100/200	2		2			
96			ALL TYPES	1258		1258	1310	1254	95.72
97									
98	COMMUNITY TOTAL	DOMESTIC	B-727-200	947		947			
99			B-727-100	1791		1791			
100			DC-9-80	1		1			
101			DC-9-30	1797		1797			
102			DC-9-50	910		910			
103			DC-9-10	655		655			
104			DC-8-71	4		4			
105			B-737-100/200	2		2			
106			ALL TYPES	6107		6107	6215	6060	97.50
107									
108	MOBILE/PASCAGOULA								
109	(BATES FIELD)	AA---DOMESTIC	B-727-200	1061		1061			
110			B-727-100	16		16			
111			ALL TYPES	1077		1077	1094	1077	98.44
112									

TABLE 7
AIRCRAFT DEPARTURES SCHEDULED AND AIRCRAFT DEPARTURES PERFORMED,
BY TYPE OF OPERATION, BY AIRCRAFT TYPE, BY COMMUNITY, AND BY CARRIER
12 MONTHS ENDED DECEMBER 31, 1985

Line No.	Area, state or country Community (Airport name)	Carrier and type of operation	Type of aircraft	Total departures performed: Scheduled service	Total departures performed: Nonscheduled service	Total departures performed: All services	Departures scheduled	Scheduled departures completed: Number	Scheduled departures completed: Percent of departures scheduled
	1	2	3	4	5	6	7	8	9
1	BATES FIELD	(CONT.)							
2		DL---DOMESTIC	DC-9-30	1283		1283			
3			B-727-200	168		168			
4			B-737-100/200	1605		1605			
5			ALL TYPES	3056		3056	3075	3054	99.31
6									
7		EA---DOMESTIC	DC-9-30	1504		1504			
8			B-727-100	424		424			
9			B-727-200	162		162			
10			DC-9-50	20		20			
11			B-757-200	1		1			
12			ALL TYPES	2111		2111	2189	2092	95.56
13									
14		RC---DOMESTIC	DC-9-10	1288		1288			
15			DC-9-30	181		181			
16			DC-9-50	9		9			
17			ALL TYPES	1478		1478	1498	1447	96.59
18									
19	COMMUNITY TOTAL	DOMESTIC	B-727-200	1391		1391			
20			B-727-100	440		440			
21			DC-9-30	2968		2968			
22			B-737-100/200	1605		1605			
23			DC-9-50	29		29			
24			B-757-200	1		1			
25			DC-9-10	1288		1288			
26			ALL TYPES	7722		7722	7856	7670	97.63
27									
28	MONTGOMERY (DANNELLY FIELD)								
29		DL---DOMESTIC	DC-9-30	668	4	672			
30			B-727-200	205		205			
31			B-737-100/200	1607	3	1610			
32			DC-8-71		1	1			
33			ALL TYPES	2480	8	2488	2482	2472	99.59
34									
35		RC---DOMESTIC	DC-9-30	231	2	233			
36			DC-9-10	1219		1219			
37			DC-9-50	13		13			
38			ALL TYPES	1463	2	1465	1492	1439	96.44
39									
40	COMMUNITY TOTAL	DOMESTIC	DC-9-30	899	6	905			
41			B-727-200	205		205			
42			B-737-100/200	1607	3	1610			
43			DC-8-71		1	1			
44			DC-9-10	1219		1219			
45			DC-9-50	13		13			
46			ALL TYPES	3943	10	3953	3974	3911	98.41
47									
48	ALASKA								
49									
50									
51	ADAK ISLAND (ADAK ISLAND NS)								
52		RI---DOMESTIC	BAE-146-1	18		18			
53			ALL TYPES	18		18	37	18	48.64
54									
55		RV---DOMESTIC	L-188A/C	1	137	138			
56			B-727-100	228		228			
57			ALL TYPES	229	137	366	230	229	99.56
58									
59	COMMUNITY TOTAL	DOMESTIC	BAE-146-1	18		18			
60			L-188A/C	1	137	138			
61			B-727-100	228		228			
62			ALL TYPES	247	137	384	267	247	92.50
63									
64	ANCHORAGE (ANCHORAGE INTERNATIONAL)								
65		AS---DOMESTIC	B-727-100	472		472			
66			B-727-200	4745	6	4751			
67			B-737-100/200	3088	5	3093			
68			DC-9-80	223		223			
69			ALL TYPES	8528	11	8539	8478	8224	97.00
70									
71		BF---DOMESTIC	*L-100-30	867		867			
72			B-737-200C	4310		4310			
73			CV-340/440	41		41			
74			B-727-100	31		31			
75			ALL TYPES	5249		5249	5596	5161	92.22
76									
77		FT---DOMESTIC	*B-747	523		523			
78			*B-747F	814		814			
79			*B-727-100	246		246			
80			ALL TYPES	1583		1583	1782	1436	80.58
81									
82		FT---INTERNATIONAL	*B-747	432		432			
83			*B-747F	590		590			
84			ALL TYPES	1022		1022	1079	953	88.32
85									
86		FT---TOTAL	*B-747	955		955			
87			*B-747F	1404		1404			
88			*B-727-100	246		246			
89			ALL TYPES	2605		2605	2861	2389	83.50
90									
91		HK---INTERNATIONAL	B-707-300C	11		11			
92			ALL TYPES	11		11	8	8	100.00
93									
94		HL---DOMESTIC	*DC-6A	1696		1696			
95			ALL TYPES	1696		1696	1016	1016	100.00
96									
97		NW---DOMESTIC	DC-10-40	814		814			
98			*B-747F	312		312			
99			B-727-200	443		443			
100			B-757-200	8		8			
101			ALL TYPES	1577		1577	1625	1573	96.80
102									
103		NW---INTERNATIONAL	B-747	157	14	171			
104			*B-747F	458	11	469			
105			ALL TYPES	615	25	640	331	321	96.97
106									
107		NW---TOTAL	DC-10-40	814		814			
108			*B-747F	770	11	781			
109			B-727-200	443		443			
110			B-757-200	8		8			
111			B-747	157	14	171			
112			ALL TYPES	2192	25	2217	1956	1894	96.83

TABLE 7
AIRCRAFT DEPARTURES SCHEDULED AND AIRCRAFT DEPARTURES PERFORMED,
BY TYPE OF OPERATION, BY AIRCRAFT TYPE, BY COMMUNITY, AND BY CARRIER

12 MONTHS ENDED DECEMBER 31, 1985

Line No.	Area, state or country Community (Airport name)	Carrier and type of operation	Type of aircraft	Total departures performed: Scheduled service	Total departures performed: Nonscheduled service	Total departures performed: All services	Departures scheduled	Scheduled departures completed: Number	Scheduled departures completed: Percent of departures scheduled
	1	2	3	4	5	6	7	8	9
1	ANCHORAGE INTERNATIONAL	(CONT.) PA---INTERNATIONAL	B-747SP	13		13			
2			B-747	4		4			
3			B-747-200	7		7			
4			ALL TYPES	24		24			
5									
6		RI---DOMESTIC	BAE-146-1	693	10	703			
7			F-27 SERIES	490		490			
8			FH-227	135		135			
9			C-441	35	1	36			
10			CV-580	22		22			
11			ALL TYPES	1375	11	1386	1580	1399	88.54
12									
13		RV---DOMESTIC	YS-11	289	13	302			
14			L-188A/C	119	164	283			
15			B-727-100	384	33	417			
16			ALL TYPES	792	210	1002	797	788	98.87
17									
18		TA---DOMESTIC	L-1011/100/20	4		4			
19			ALL TYPES	4		4	4	4	100.00
20									
21		UA---DOMESTIC	DC-8-71	110		110			
22			B-727-200	1403		1403			
23			B-747	1		1			
24			B-727-100	118		118			
25			B-767-200	266		266			
26			DC-10-30	3		3			
27			ALL TYPES	1901		1901	1997	1896	94.94
28									
29		UA---INTERNATIONAL	B-747	5		5			
30			ALL TYPES	5		5			
31									
32		UA---TOTAL	DC-8-71	110		110			
33			B-727-200	1403		1403			
34			B-747	6		6			
35			B-727-100	118		118			
36			B-767-200	266		266			
37			DC-10-30	3		3			
38			ALL TYPES	1906		1906	1997	1896	94.94
39									
40		WA---DOMESTIC	B-727-200	1843		1843			
41			DC-10-10	647		647			
42			ALL TYPES	2490		2490	2541	2474	97.36
43									
44	AIRPORT TOTAL	DOMESTIC	B-727-100	1005	33	1038			
45			B-727-200	8434	6	8440			
46			B-737-100/200	3088	5	3093			
47			DC-9-80	223		223			
48			*L-100-30	867		867			
49			B-737-200C	4310		4310			
50			CV-340/440	41		41			
51			*B-747	523		523			
52			*B-747F	1126		1126			
53			*B-727-100	246		246			
54			*DC-6A	1696		1696			
55			DC-10-40	814		814			
56			B-757-200	8		8			
57			BAE-146-1	693	10	703			
58			F-27 SERIES	490		490			
59			FH-227	135		135			
60			C-441	35	1	36			
61			CV-580	22		22			
62			YS-11	289	13	302			
63			L-188A/C	119	164	283			
64			L-1011/100/20	4		4			
65			DC-8-71	110		110			
66			B-747	1		1			
67			B-767-200	266		266			
68			DC-10-30	3		3			
69			DC-10-10	647		647			
70			ALL TYPES	25195	232	25427	25416	23971	94.31
71									
72		INTERNATIONAL	*B-747	432		432			
73			*B-747F	1048	11	1059			
74			B-707-300C	11		11			
75			B-747	166	14	180			
76			B-747SP	13		13			
77			B-747-200	7		7			
78			ALL TYPES	1677	25	1702	1418	1282	90.40
79									
80		TOTAL	B-727-100	1005	33	1038			
81			B-727-200	8434	6	8440			
82			B-737-100/200	3088	5	3093			
83			DC-9-80	223		223			
84			*L-100-30	867		867			
85			B-737-200C	4310		4310			
86			CV-340/440	41		41			
87			*B-747	955		955			
88			*B-747F	2174	11	2185			
89			*B-727-100	246		246			
90			B-707-300C	11		11			
91			*DC-6A	1696		1696			
92			DC-10-40	814		814			
93			B-757-200	8		8			
94			B-747	167	14	181			
95			B-747SP	13		13			
96			B-747-200	7		7			
97			BAE-146-1	693	10	703			
98			F-27 SERIES	490		490			
99			FH-227	135		135			
100			C-441	35	1	36			
101			CV-580	22		22			
102			YS-11	289	13	302			
103			L-188A/C	119	164	283			
104			L-1011/100/20	4		4			
105			DC-8-71	110		110			
106			B-767-200	266		266			
107			DC-10-30	3		3			
108			DC-10-10	647		647			
109			ALL TYPES	26872	257	27129	26834	25253	94.10
110									
111	(CLEARWATER AFB)	FT---DOMESTIC	*B-727-100	1		1			
112									

TABLE 7
AIRCRAFT DEPARTURES SCHEDULED AND AIRCRAFT DEPARTURES PERFORMED, BY TYPE OF OPERATION, BY AIRCRAFT TYPE, BY COMMUNITY, AND BY CARRIER

12 MONTHS ENDED DECEMBER 31, 1985

Line No.	Area, state or country Community (Airport name)	Carrier and type of operation	Type of aircraft	Total departures performed: Scheduled service	Total departures performed: Nonscheduled service	Total departures performed: All services	Departures scheduled	Scheduled departures completed: Number	Scheduled departures completed: Percent of departures scheduled
	1	2	3	4	5	6	7	8	9
1	ELMENDORF AFB	FT---DOMESTIC	(CONT.)						
2			ALL TYPES	1		1			
3									
4		FT---INTERNATIONAL	*B-747F	1		1			
5			ALL TYPES	1		1			
6									
7		FT---TOTAL	*B-727-100	1		1			
8			*B-747F	1		1			
9			ALL TYPES	2		2			
10									
11		LA---DOMESTIC	B-727-200	1		1			
12			ALL TYPES	1		1			
13									
14		NA---DOMESTIC	B-727-200	1		1			
15			ALL TYPES	1		1			
16									
17	AIRPORT TOTAL	DOMESTIC	*B-727-100	1		1			
18			B-727-200	2		2			
19			ALL TYPES	3		3			
20									
21		INTERNATIONAL	*B-747F	1		1			
22			ALL TYPES	1		1			
23									
24		TOTAL	*B-727-100	1		1			
25			*B-747F	1		1			
26			B-727-200	2		2			
27			ALL TYPES	4		4			
28									
29	COMMUNITY TOTAL BY CARRIER	AS---DOMESTIC	B-737-100/200	3088	5	3093			
30			DC-9-80	223		223			
31			B-727-100	472		472			
32			B-727-200	4745	6	4751			
33			ALL TYPES	8528	11	8539	8478	8224	97.00
34									
35		BF---DOMESTIC	CV-340/440	41		41			
36			*L-100-30	867		867			
37			B-737-200C	4310		4310			
38			B-727-100	31		31			
39			ALL TYPES	5249		5249	5596	5161	92.22
40									
41		FT---DOMESTIC	*B-727-100	247		247			
42			*B-747	523		523			
43			*B-747F	814		814			
44			ALL TYPES	1584		1584	1782	1436	80.58
45									
46		FT---INTERNATIONAL	*B-747	432		432			
47			*B-747F	591		591			
48			ALL TYPES	1023		1023	1079	953	88.32
49									
50		FT---TOTAL	*B-727-100	247		247			
51			*B-747	955		955			
52			*B-747F	1405		1405			
53			ALL TYPES	2607		2607	2861	2389	83.50
54									
55		HK---INTERNATIONAL	B-707-300C	11		11			
56			ALL TYPES	11		11	8	8	100.00
57									
58		HL---DOMESTIC	*DC-6A	1696		1696			
59			ALL TYPES	1696		1696	1016	1016	100.00
60									
61		NW---DOMESTIC	B-757-200	8		8			
62			B-727-200	443		443			
63			DC-10-40	814		814			
64			*B-747F	312		312			
65			ALL TYPES	1577		1577	1625	1573	96.80
66									
67		NW---INTERNATIONAL	B-747	157	14	171			
68			*B-747F	458	11	469			
69			ALL TYPES	615	25	640	331	321	96.97
70									
71		NW---TOTAL	B-757-200	8		8			
72			B-727-200	443		443			
73			DC-10-40	814		814			
74			B-747	157	14	171			
75			*B-747F	770	11	781			
76			ALL TYPES	2192	25	2217	1956	1894	96.83
77									
78		PA---INTERNATIONAL	B-747	4		4			
79			B-747-200	7		7			
80			B-747SP	13		13			
81			ALL TYPES	24		24			
82									
83		RI---DOMESTIC	C-441	35	1	36			
84			CV-580	22		22			
85			F-27 SERIES	490		490			
86			FH-227	135		135			
87			BAE-146-1	693	10	703			
88			ALL TYPES	1375	11	1386	1580	1399	88.54
89									
90		RV---DOMESTIC	YS-11	289	13	302			
91			L-188A/C	119	164	283			
92			B-727-100	384	33	417			
93			ALL TYPES	792	210	1002	797	788	98.87
94									
95		TA---DOMESTIC	L-1011/100/20	4		4			
96			ALL TYPES	4		4	4	4	100.00
97									
98		UA---DOMESTIC	B-767-200	266		266			
99			B-727-100	118		118			
100			B-727-200	1404		1404			
101			DC-10-30	3		3			
102			B-747	1		1			
103			DC-8-71	110		110			
104			ALL TYPES	1902		1902	1997	1896	94.94
105									
106		UA---INTERNATIONAL	B-747	5		5			
107			ALL TYPES	5		5			
108									
109		UA---TOTAL	B-767-200	266		266			
110			B-727-100	118		118			
111			B-727-200	1404		1404			
112			DC-10-30	3		3			

TABLE 7
AIRCRAFT DEPARTURES SCHEDULED AND AIRCRAFT DEPARTURES PERFORMED,
BY TYPE OF OPERATION, BY AIRCRAFT TYPE, BY COMMUNITY, AND BY CARRIER

12 MONTHS ENDED DECEMBER 31, 1985

Line No.	Area, state or country Community (Airport name)	Carrier and type of operation	Type of aircraft	Total departures performed: Scheduled service	Total departures performed: Nonscheduled service	Total departures performed: All services	Departures scheduled	Scheduled departures completed: Number	Scheduled departures completed: Percent of departures scheduled
	1	2	3	4	5	6	7	8	9
1	COMMUNITY TOTAL BY CARRIER	UA---TOTAL	(CONT.)						
2			B-747	6		6			
3			DC-8-71	110		110			
4			ALL TYPES	1907		1907	1997	1896	94.94
5		WA---DOMESTIC	B-727-200	1844		1844			
6			DC-10-10	647		647			
7			ALL TYPES	2491		2491	2541	2474	97.36
8									
9	COMMUNITY TOTAL	DOMESTIC	B-727-100	1005	33	1038			
10			B-727-200	8436	6	8442			
11			B-737-100/200	3088	5	3093			
12			DC-9-80	223		223			
13			*L-100-30	867		867			
14			B-737-200C	4310		4310			
15			CV-340/440	41		41			
16			*B-747	523		523			
17			*B-747F	1126		1126			
18			*B-727-100	247		247			
19			*DC-6A	1696		1696			
20			DC-10-40	814		814			
21			B-757-200	8		8			
22			BAE-146-1	693	10	703			
23			F-27 SERIES	490		490			
24			FH-227	135		135			
25			C-441	35	1	36			
26			CV-580	22		22			
27			YS-11	289	13	302			
28			L-188A/C	119	164	283			
29			L-1011/100/20	4		4			
30			DC-8-71	110		110			
31			B-747	1		1			
32			B-767-200	266		266			
33			DC-10-30	3		3			
34			DC-10-10	647		647			
35			ALL TYPES	25198	232	25430	25416	23971	94.31
36									
37		INTERNATIONAL	*B-747	432		432			
38			*B-747F	1049	11	1060			
39			B-707-300C	11		11			
40			B-747	166	14	180			
41			B-747SP	13		13			
42			B-747-200	7		7			
43			ALL TYPES	1678	25	1703	1418	1282	90.40
44									
45		TOTAL	B-727-100	1005	33	1038			
46			B-727-200	8436	6	8442			
47			B-737-100/200	3088	5	3093			
48			DC-9-80	223		223			
49			*L-100-30	867		867			
50			B-737-200C	4310		4310			
51			CV-340/440	41		41			
52			*B-747	955		955			
53			*B-747F	2175	11	2166			
54			*B-727-100	247		247			
55			B-707-300C	11		11			
56			*DC-6A	1696		1696			
57			DC-10-40	814		814			
58			B-757-200	8		8			
59			B-747	167	14	181			
60			B-747SP	13		13			
61			B-747-200	7		7			
62			BAE-146-1	693	10	703			
63			F-27 SERIES	490		490			
64			FH-227	135		135			
65			C-441	35	1	36			
66			CV-580	22		22			
67			YS-11	289	13	302			
68			L-188A/C	119	164	283			
69			L-1011/100/20	4		4			
70			DC-8-71	110		110			
71			B-767-200	266		266			
72			DC-10-30	3		3			
73			DC-10-10	647		647			
74			ALL TYPES	26876	257	27133	26834	25253	94.10
75									
76	ANIAK								
77	(ANIAK)	BF---DOMESTIC	*L-100-30	20		20			
78			ALL TYPES	20		20	40	18	45.00
79									
80		HL---DOMESTIC	*DC-6A	320		320			
81			ALL TYPES	320		320	344	329	95.63
82									
83	COMMUNITY TOTAL	DOMESTIC	*L-100-30	20		20			
84			*DC-6A	320		320			
85			ALL TYPES	340		340	384	347	90.36
86									
87	ATQASUK								
88	(MEADE RIVER)	HL---DOMESTIC	*DC-6A	1		1			
89			ALL TYPES	1		1	1	1	100.00
90									
91	BARROW								
92	(WILEY POST-WILL ROGERS MEM)	BF---DOMESTIC	*L-100-30	129		129			
93			B-737-200C	926		926			
94			ALL TYPES	1055		1055	1224	1027	83.90
95									
96	BETHEL								
97	(BETHEL)	AS---DOMESTIC	B-727-100	1		1			
98			B-737-100/200	633		633			
99			ALL TYPES	634		634	637	617	96.86
100									
101		BF---DOMESTIC	*L-100-30	72		72			
102			B-737-200C	880		880			
103			CV-340/440	6		6			
104			B-727-100	31		31			
105			ALL TYPES	989		989	1131	981	86.73
106									
107		HL---DOMESTIC	*DC-6A	546		546			
108			ALL TYPES	546		546	394	394	100.00
109									
110	COMMUNITY TOTAL	DOMESTIC	B-727-100	32		32			
111			B-737-100/200	633		633			
112									

TABLE 7
AIRCRAFT DEPARTURES SCHEDULED AND AIRCRAFT DEPARTURES PERFORMED,
BY TYPE OF OPERATION, BY AIRCRAFT TYPE, BY COMMUNITY, AND BY CARRIER

12 MONTHS ENDED DECEMBER 31, 1985

Line No.	Area, state or country Community (Airport name)	Carrier and type of operation	Type of aircraft	Total departures performed: Scheduled service	Total departures performed: Nonscheduled service	Total departures performed: All services	Departures scheduled	Scheduled departures completed: Number	Scheduled departures completed: Percent of departures scheduled
	1	2	3	4	5	6	7	8	9
1	COMMUNITY TOTAL	DOMESTIC	(CONT.)						
2			*L-100-30	72		72			
3			B-737-200C	880		880			
4			CV-340/440	6		6			
5			*DC-6A	546		546			
6			ALL TYPES	2169		2169	2162	1992	92.13
7	CANDLE								
8	(CANDLE NO. 2)	HL---DOMESTIC	*DC-6A	1		1			
9			ALL TYPES	1		1	1	1	100.00
10									
11	CAPE LISBURNE								
12	(CAPE LISBURNE AFS)	HU---DOMESTIC	*DC-6A	1		1			
13			ALL TYPES	1		1	1	1	100.00
14									
15	CAPE ROMANZOF								
16	(CAPE ROMANZOF AFS)	HU---DOMESTIC	*DC-6A	2		2			
17			ALL TYPES	2		2	2	2	100.00
18									
19	COLD BAY								
20	(COLD BAY)	FT---DOMESTIC	*B-747	1		1			
21			ALL TYPES	1		1			
22									
23		HU---DOMESTIC	*DC-6A	14		14			
24			ALL TYPES	14		14	14	14	100.00
25									
26		RI---DOMESTIC	BAE-146-1	11		11			
27			ALL TYPES	11		11			
28									
29		RV---DOMESTIC	YS-11	363	9	372			
30			L-188A/C	121	13	134			
31			B-727-100	282		282			
32			ALL TYPES	766	22	788	848	764	90.09
33									
34	COMMUNITY TOTAL	DOMESTIC	*B-747	1		1			
35			*DC-6A	14		14			
36			BAE-146-1	11		11			
37			YS-11	363	9	372			
38			L-188A/C	121	13	134			
39			B-727-100	282		282			
40			ALL TYPES	792	22	814	862	778	90.25
41									
42	CORDOVA								
43	(CORDOVA-MILE 13)	AS---DOMESTIC	B-727-100	23		23			
44			B-727-200	15		15			
45			B-737-100/200	763		763			
46			ALL TYPES	801		801	739	727	98.37
47									
48	DEADHORSE								
49	(DEADHORSE)	AS---DOMESTIC	B-727-100	140	1	141			
50			B-727-200	212		212			
51			B-737-100/200	766		766			
52			ALL TYPES	1118	1	1119	1098	1064	96.90
53									
54		BF---DOMESTIC	*L-100-30	229		229			
55			B-737-200C	1165		1165			
56			ALL TYPES	1394		1394	1349	1286	95.32
57									
58		HL---DOMESTIC	*DC-6A	1		1			
59			ALL TYPES	1		1	1	1	100.00
60									
61	COMMUNITY TOTAL	DOMESTIC	B-727-100	140	1	141			
62			B-727-200	212		212			
63			B-737-100/200	766		766			
64			*L-100-30	229		229			
65			B-737-200C	1165		1165			
66			*DC-6A	1		1			
67			ALL TYPES	2513	1	2514	2448	2351	96.03
68									
69	DILLINGHAM								
70	(DILLINGHAM MUNI)	AS---DOMESTIC	B-737-100/200	15		15			
71			ALL TYPES	15		15			
72									
73		BF---DOMESTIC	*L-100-30	70		70			
74			B-737-200C	594		594			
75			CV-340/440	2		2			
76			ALL TYPES	666		666	885	658	74.35
77									
78		HL---DOMESTIC	*DC-6A	387		387			
79			ALL TYPES	387		387	367	364	99.18
80									
81		RI---DOMESTIC	BAE-146-1	233		233			
82			F-27 SERIES	137		137			
83			FH-227	71		71			
84			C-441	27		27			
85			CV-580	9		9			
86			ALL TYPES	477		477	523	473	90.43
87									
88	COMMUNITY TOTAL	DOMESTIC	B-737-100/200	15		15			
89			*L-100-30	70		70			
90			B-737-200C	594		594			
91			CV-340/440	2		2			
92			*DC-6A	387		387			
93			BAE-146-1	233		233			
94			F-27 SERIES	137		137			
95			FH-227	71		71			
96			C-441	27		27			
97			CV-580	9		9			
98			ALL TYPES	1545		1545	1775	1495	84.22
99									
100	DUTCH HARBOR								
101	(DUTCH HARBOR)	BF---DOMESTIC	B-737-200C	112		112			
102			*L-100-30	13		13			
103			ALL TYPES	125		125	142	119	83.80
104									
105		HL---DOMESTIC	*DC-6A	98		98			
106			ALL TYPES	98		98	106	98	92.45
107									
108		RI---DOMESTIC	BAE-146-1	270	7	277			
109			F-27 SERIES	10		10			
110			FH-227	12		12			
111			C-441	7		7			
112									

TABLE 7
AIRCRAFT DEPARTURES SCHEDULED AND AIRCRAFT DEPARTURES PERFORMED,
BY TYPE OF OPERATION, BY AIRCRAFT TYPE, BY COMMUNITY, AND BY CARRIER

12 MONTHS ENDED DECEMBER 31, 1985

Line No.	Area, state or country Community (Airport name)	Carrier and type of operation	Type of aircraft	Total departures performed: Scheduled service	Total departures performed: Nonscheduled service	Total departures performed: All services	Departures scheduled	Scheduled departures completed: Number	Scheduled departures completed: Percent of departures scheduled
	1	2	3	4	5	6	7	8	9
1	DUTCH HARBOR	RI---DOMESTIC	(CONT.)						
2			ALL TYPES	299	7	306	378	297	78.57
3		RV---DOMESTIC	YS-11	264	4	268			
4			ALL TYPES	264	4	268	290	263	90.68
5									
6	COMMUNITY TOTAL	DOMESTIC	B-737-200C	112		112			
7			*L-100-30	13		13			
8			*DC-6A	98		98			
9			BAE-146-1	270	7	277			
10			F-27 SERIES	10		10			
11			FH-227	12		12			
12			C-441	7		7			
13			YS-11	264	4	268			
14			ALL TYPES	786	11	797	916	777	84.82
15									
16	FAIRBANKS								
17	(FAIREANKS INTERNATIONAL)	AS---DOMESTIC	B-727-100	354		354			
18			B-727-200	1989		1989			
19			B-737-100/200	41	1	42			
20			DC-9-80	57		57			
21			ALL TYPES	2441	1	2442	2528	2435	96.32
22									
23		BF---DOMESTIC	*L-100-30	244		244			
24			B-737-200C	2250		2250			
25			ALL TYPES	2494		2494	2523	2193	86.92
26									
27		FT---DOMESTIC	*B-747F	1		1			
28			ALL TYPES	1		1			
29									
30		HU---DOMESTIC	*DC-6A	2		2			
31			ALL TYPES	2		2	2	2	100.00
32									
33		NW---DOMESTIC	B-727-200	18		18			
34			ALL TYPES	18		18	25	18	72.00
35									
36		NW---INTERNATIONAL	B-747	1		1			
37			ALL TYPES	1		1			
38									
39		NW---TOTAL	B-727-200	18		18			
40			B-747	1		1			
41			ALL TYPES	19		19	25	18	72.00
42									
43		PA---INTERNATIONAL	B-747SP	1		1			
44			ALL TYPES	1		1			
45									
46		UA---DOMESTIC	B-727-100	1		1			
47			B-727-200	295		295			
48			B-747		1	1			
49			DC-8-71	47		47			
50			B-767-200	99		99			
51			ALL TYPES	442	1	443	478	442	92.46
52									
53		WA---DOMESTIC	B-727-200	663		663			
54			ALL TYPES	663		663	676	658	97.33
55									
56	COMMUNITY TOTAL	DOMESTIC	B-727-100	355		355			
57			B-727-200	2965		2965			
58			B-737-100/200	41	1	42			
59			DC-9-80	57		57			
60			*L-100-30	244		244			
61			B-737-200C	2250		2250			
62			*B-747F	1		1			
63			*DC-6A	2		2			
64			B-747		1	1			
65			DC-8-71	47		47			
66			B-767-200	99		99			
67			ALL TYPES	6061	2	6063	6232	5748	92.23
68									
69		INTERNATIONAL	B-747	1		1			
70			B-747SP	1		1			
71			ALL TYPES	2		2			
72									
73		TOTAL	B-727-100	355		355			
74			B-727-200	2965		2965			
75			B-737-100/200	41	1	42			
76			DC-9-80	57		57			
77			*L-100-30	244		244			
78			B-737-200C	2250		2250			
79			*B-747F	1		1			
80			*DC-6A	2		2			
81			B-747	1	1	2			
82			B-747SP	1		1			
83			DC-8-71	47		47			
84			B-767-200	99		99			
85			ALL TYPES	6063	2	6065	6232	5748	92.23
86									
87	FLAT								
88	(FLAT)	HL---DOMESTIC	*DC-6A	3		3			
89			ALL TYPES	3		3	3	3	100.00
90									
91	GALENA								
92	(GALENA)	BF---DOMESTIC	*L-100-30	22		22			
93			ALL TYPES	22		22	39	22	56.41
94									
95		HU---DOMESTIC	*DC-6A	248		248			
96			ALL TYPES	248		248	241	241	100.00
97									
98	COMMUNITY TOTAL	DOMESTIC	*L-100-30	22		22			
99			*DC-6A	248		248			
100			ALL TYPES	270		270	280	263	93.92
101									
102	GAMBELL								
103	(GAMBELL MUNI)	HL---DOMESTIC	*DC-6A	65		65			
104			ALL TYPES	65		65	52	52	100.00
105									
106	GUSTAVUS								
107	(GUSTAVUS)	AS---DOMESTIC	B-727-100	83		83			
108			B-727-200	35		35			
109			B-737-100/200	1		1			
110			ALL TYPES	119		119	119	119	100.00
111									
112									

TABLE 7
AIRCRAFT DEPARTURES SCHEDULED AND AIRCRAFT DEPARTURES PERFORMED,
BY TYPE OF OPERATION, BY AIRCRAFT TYPE, BY COMMUNITY, AND BY CARRIER

12 MONTHS ENDED DECEMBER 31, 1985

Line No.	Area, state or country Community (Airport name)	Carrier and type of operation	Type of aircraft	Total departures performed: Scheduled service	Total departures performed: Nonscheduled service	Total departures performed: All services	Departure scheduled	Scheduled departures completed: Number	Scheduled departures completed: Percent of departures scheduled
	1	2	3	4	5	6	7	8	9
1	HOLY CROSS								
2	(HOLY CROSS)	HL---DOMESTIC	*DC-6A	57		57			
3			ALL TYPES	57		57	50	50	100.00
4	HOMER								
5	(HOMER MUNI)	HL---DOMESTIC	*DC-6A	3		3			
6			ALL TYPES	3		3	3	3	100.00
7									
8	ILIAMNA								
9	(ILIAMNA)	HU---DOMESTIC	*DC-6A	164		164			
10			ALL TYPES	164		164	155	153	98.70
11									
12	JUNEAU								
13	(JUNEAU MUNI)	AS---DOMESTIC	B-727-100	221	1	222			
14			B-727-200	1531		1531			
15			B-737-100/200	1042		1042			
16			DC-9-80	1		1			
17			ALL TYPES	2795	1	2796	2844	2731	96.02
18									
19		WA---DOMESTIC	B-727-200	836		836			
20			ALL TYPES	836		836	911	834	91.54
21									
22	COMMUNITY TOTAL	DOMESTIC	B-727-100	221	1	222			
23			B-727-200	2367		2367			
24			B-737-100/200	1042		1042			
25			DC-9-80	1		1			
26			ALL TYPES	3631	1	3632	3755	3565	94.94
27									
28	KENAI								
29	(KENAI MUNI)	HU---DOMESTIC	*DC-6A	20		20			
30			ALL TYPES	20		20	20	20	100.00
31									
32		RI---DOMESTIC	FH-227	1		1			
33			ALL TYPES	1		1			
34									
35	COMMUNITY TOTAL	DOMESTIC	*DC-6A	20		20			
36			FH-227	1		1			
37			ALL TYPES	21		21	20	20	100.00
38									
39	KETCHIKAN								
40	(KETCHIKAN WATERFRONT SPB)	AS---DOMESTIC	B-727-100	132		132			
41			B-727-200	1456		1456			
42			B-737-100/200	707		707			
43			ALL TYPES	2295		2295	2315	2266	97.88
44									
45		WA---DOMESTIC	B-727-200	350		350			
46			ALL TYPES	350		350	364	348	95.60
47									
48	COMMUNITY TOTAL	DOMESTIC	B-727-100	132		132			
49			B-727-200	1806		1806			
50			B-737-100/200	707		707			
51			ALL TYPES	2645		2645	2679	2614	97.57
52									
53	KING COVE								
54	(KING COVE)	HL---DOMESTIC	*DC-6A	4		4			
55			ALL TYPES	4		4	4	4	100.00
56									
57	KING SALMON								
58	(KING SALMON)	BF---DOMESTIC	B-737-200C	614		614			
59			*L-100-30	47		47			
60			CV-340/440	2		2			
61			ALL TYPES	663		663	712	637	89.46
62									
63		HU---DOMESTIC	*DC-6A	375		375			
64			ALL TYPES	375		375	363	359	98.89
65									
66		RI---DOMESTIC	BAE-146-1	244		244			
67			F-27 SERIES	147		147			
68			FH-227	83		83			
69			C-441	27		27			
70			CV-580	20		20			
71			ALL TYPES	521		521	523	483	92.35
72									
73		RV---DOMESTIC	YS-11	56		56			
74			L-188A/C	2	37	39			
75			B-727-100	40		40			
76			ALL TYPES	98	37	135	98	98	100.00
77									
78	COMMUNITY TOTAL	DOMESTIC	B-737-200C	614		614			
79			*L-100-30	47		47			
80			CV-340/440	2		2			
81			*DC-6A	375		375			
82			BAE-146-1	244		244			
83			F-27 SERIES	147		147			
84			FH-227	83		83			
85			C-441	27		27			
86			CV-580	20		20			
87			YS-11	56		56			
88			L-188A/C	2	37	39			
89			B-727-100	40		40			
90			ALL TYPES	1657	37	1694	1696	1577	92.98
91									
92	KODIAK								
93	(KODIAK NS/INNER HARBOR SPB)	AS---DOMESTIC	B-737-100/200	1		1			
94			ALL TYPES	1		1			
95									
96		BF---DOMESTIC	B-737-200C	733		733			
97			*L-100-30	10		10			
98			CV-340/440	33		33			
99			ALL TYPES	776		776	844	761	90.16
100									
101		HL---DOMESTIC	*DC-6A	6		6			
102			ALL TYPES	6		6	6	6	100.00
103									
104		RI---DOMESTIC	BAE-146-1	201		201			
105			F-27 SERIES	327		327			
106			FH-227	46		46			
107			C-441	2		2			
108			CV-580	1		1			
109			ALL TYPES	577		577	716	577	80.58
110									
111	COMMUNITY TOTAL	DOMESTIC	B-737-100/200	1		1			
112									

TABLE 7
AIRCRAFT DEPARTURES SCHEDULED AND AIRCRAFT DEPARTURES PERFORMED,
BY TYPE OF OPERATION, BY AIRCRAFT TYPE, BY COMMUNITY, AND BY CARRIER

12 MONTHS ENDED DECEMBER 31, 1985

Line No.	Area, state or country *Community* (Airport name)	Carrier and type of operation	Type of aircraft	Total departures performed: Scheduled service	Total departures performed: Nonscheduled service	Total departures performed: All services	Departures scheduled	Scheduled departures completed: Number	Scheduled departures completed: Percent of departures scheduled
	1	2	3	4	5	6	7	8	9
1	COMMUNITY TOTAL	DOMESTIC	(CONT.)						
2			B-737-200C	733		733			
3			*L-100-30	10		10			
4			CV-340/440	33		33			
5			*DC-6A	6		6			
6			BAE-146-1	201		201			
7			F-27 SERIES	327		327			
8			FH-227	46		46			
9			C-441	2		2			
10			CV-580	1		1			
11			ALL TYPES	1360		1360	1566	1344	85.82
12	KOTZEBUE								
13	(KOTZEBUE)	AS---DOMESTIC	B-727-100	11		11			
14			B-727-200	1		1			
15			B-737-100/200	1045		1045			
16			ALL TYPES	1057		1057	999	978	97.89
17									
18		BF---DOMESTIC	*L-100-30	306		306			
19			B-737-200C	47		47			
20			ALL TYPES	353		353	359	296	82.45
21									
22		HL---DOMESTIC	*DC-6A	28		28			
23			ALL TYPES	28		28	28	28	100.00
24									
25	COMMUNITY TOTAL	DOMESTIC	B-727-100	11		11			
26			B-727-200	1		1			
27			B-737-100/200	1045		1045			
28			*L-100-30	306		306			
29			B-737-200C	47		47			
30			*DC-6A	28		28			
31			ALL TYPES	1438		1438	1386	1302	93.93
32									
33	KULIK LAKE								
34	(KULIK LAKE LODGE AIRPORT)	HL---DOMESTIC	*DC-6A	1		1			
35			ALL TYPES	1		1	1	1	100.00
36									
37	KUPARUK								
38	(KUPARUK)	AS---DOMESTIC	B-737-100/200	2		2			
39			ALL TYPES	2		2			
40									
41	MCGRATH								
42	(MCGRATH)	BF---DOMESTIC	*L-100-30	20		20			
43			ALL TYPES	20		20	39	20	51.28
44									
45		HL---DOMESTIC	*DC-6A	242		242			
46			ALL TYPES	242		242	242	238	98.34
47									
48	COMMUNITY TOTAL	DOMESTIC	*L-100-30	20		20			
49			*DC-6A	242		242			
50			ALL TYPES	262		262	281	258	91.81
51									
52	NOME								
53	(NOME)	AS---DOMESTIC	B-727-100	11		11			
54			B-727-200	1		1			
55			B-737-100/200	1109	1	1110			
56			ALL TYPES	1121	1	1122	1092	1070	97.98
57									
58		BF---DOMESTIC	*L-100-30	247		247			
59			B-737-200C	39		39			
60			ALL TYPES	286		286	312	249	79.80
61									
62		HL---DOMESTIC	*DC-6A	219		219			
63			ALL TYPES	219		219	211	208	98.57
64									
65	COMMUNITY TOTAL	DOMESTIC	B-727-100	11		11			
66			B-727-200	1		1			
67			B-737-100/200	1109	1	1110			
68			*L-100-30	247		247			
69			B-737-200C	39		39			
70			*DC-6A	219		219			
71			ALL TYPES	1626	1	1627	1615	1527	94.55
72									
73	NYAC								
74	(NYAC)	HL---DOMESTIC	*DC-6A	6		6			
75			ALL TYPES	6		6	6	6	100.00
76									
77	PETERSBURG								
78	(PETERSBURG APT/SP BASE)	AS---DOMESTIC	B-727-100	23		23			
79			B-737-100/200	652		652			
80			ALL TYPES	675		675	730	671	91.91
81									
82	POINT HOPE								
83	(POINT HOPE MUNI)	BF---DOMESTIC	*L-100-30	39		39			
84			ALL TYPES	39		39	51	39	76.47
85									
86	PORT HEIDEN								
87	(PORT HEIDEN)	HL---DOMESTIC	*DC-6A	6		6			
88			ALL TYPES	6		6	6	6	100.00
89									
90		RV---DOMESTIC	YS-11	218	3	221			
91			L-188A/C	4		4			
92			ALL TYPES	222	3	225	295	220	74.57
93									
94	COMMUNITY TOTAL	DOMESTIC	*DC-6A	6		6			
95			YS-11	228	3	221			
96			L-188A/C	4		4			
97			ALL TYPES	228	3	231	301	226	75.08
98									
99	PORT MOLLER								
100	(PORT MOLLER AFS)	HL---DOMESTIC	*DC-6A	1		1			
101			ALL TYPES	1		1	1	1	100.00
102									
103	RED DEVIL								
104	(RED DEVIL)	HL---DOMESTIC	*DC-6A	4		4			
105			ALL TYPES	4		4	4	4	100.00
106									
107	SAINT GEORGE								
108	(SAINT GEORGE)	HL---DOMESTIC	*DC-6A	83		83			
109			ALL TYPES	83		83	52	52	100.00
110									
111									
112									

TABLE 7
AIRCRAFT DEPARTURES SCHEDULED AND AIRCRAFT DEPARTURES PERFORMED,
BY TYPE OF OPERATION, BY AIRCRAFT TYPE, BY COMMUNITY, AND BY CARRIER

12 MONTHS ENDED DECEMBER 31, 1985

Line No.	Area, state or country Community (Airport name)	Carrier and type of operation	Type of aircraft	Total departures performed: Scheduled service	Total departures performed: Nonscheduled service	Total departures performed: All services	Departures scheduled	Scheduled departures completed: Number	Scheduled departures completed: Percent of departures scheduled
	1	2	3	4	5	6	7	8	9
1	ST. MARYS	BF---DOMESTIC	*L-100-30	25		25			
2	(ST MARYS AIRPORT)		ALL TYPES	25		25	39	22	56.41
3									
4		HL---DOMESTIC	*DC-6A	388		388			
5			ALL TYPES	388		388	381	375	98.42
6									
7	COMMUNITY TOTAL	DOMESTIC	*L-100-30	25		25			
8			*DC-6A	388		388			
9			ALL TYPES	413		413	420	397	94.52
10									
11	ST PAUL	HL---DOMESTIC	*DC-6A	161		161			
12	(ST PAUL ISLAND)		ALL TYPES	161		161	103	102	99.02
13									
14		RV---DOMESTIC	L-188A/C	100	109	209			
15			ALL TYPES	100	109	209	103	100	97.08
16									
17	COMMUNITY TOTAL	DOMESTIC	*DC-6A	161		161			
18			L-188A/C	100	109	209			
19			ALL TYPES	261	109	370	206	202	98.05
20									
21	SAND POINT	RI---DOMESTIC	BAE-146-1	2		2			
22	(SAND POINT MUNI)		ALL TYPES	2		2			
23									
24		RV---DOMESTIC	YS-11	264		264			
25			ALL TYPES	264		264	299	261	87.29
26									
27	COMMUNITY TOTAL	DOMESTIC	BAE-146-1	2		2			
28			YS-11	264		264			
29			ALL TYPES	266		266	299	261	87.29
30									
31	SAVOONGA	HL---DOMESTIC	*DC-6A	64		64			
32	(SAVOONGA AIRPORT)		ALL TYPES	64		64	52	52	100.00
33									
34	SHEMYA	RV---DOMESTIC	L-188A/C	51	157	208			
35	(SHEMYA AFB)		B-727-100	51		51			
36			ALL TYPES	102	157	259	102	102	100.00
37									
38	SITKA	AS---DOMESTIC	B-727-100	173		173			
39	(SITKA)		B-727-200	908		908			
40			B-737-100/200	615		615			
41			DC-9-80	8		8			
42			ALL TYPES	1704		1704	1533	1507	98.30
43									
44	STEBBINS	HL---DOMESTIC	*DC-6A	9		9			
45	(STEBBINS)		ALL TYPES	9		9	9	9	100.00
46									
47	TATALINA	HL---DOMESTIC	*DC-6A	2		2			
48	(TATALINA AFS)		ALL TYPES	2		2	2	2	100.00
49									
50	TOGIAK	HL---DOMESTIC	*DC-6A	9		9			
51	(TOGIAK)		ALL TYPES	9		9	9	9	100.00
52									
53	UNALAKLEET	BF---DOMESTIC	*L-100-30	126		126			
54	(UNALAKLEET)		B-737-200C	9		9			
55			ALL TYPES	135		135	204	124	60.78
56									
57		HL---DOMESTIC	*DC-6A	274		274			
58			ALL TYPES	274		274	269	267	99.25
59									
60	COMMUNITY TOTAL	DOMESTIC	*L-100-30	126		126			
61			B-737-200C	9		9			
62			*DC-6A	274		274			
63			ALL TYPES	409		409	473	391	82.66
64									
65	WRANGELL	AS---DOMESTIC	B-727-100	23		23			
66	(WRANGELL)		B-737-100/200	672		672			
67			ALL TYPES	695		695	730	691	94.65
68									
69	YAKUTAT	AS---DOMESTIC	B-727-100	23		23			
70	(YAKUTAT)		B-727-200	26		26			
71			B-737-100/200	696		696			
72			ALL TYPES	745		745	761	717	94.21
73									
74	ARIZONA								
75									
76	PHOENIX	AA---DOMESTIC	B-727-100	19		19			
77	(PHOENIX SKY HARBOR INTL)		B-727-200	2437		2437			
78			DC-10-10	476		476			
79			DC-9-80	1875		1875			
80			B-767-200	702		702			
81			DC-10-30	1		1			
82			ALL TYPES	5510		5510	5559	5507	99.06
83									
84		AL---DOMESTIC	B-727-200	2446		2446			
85			B-737-100/200	241	1	242			
86			B-737-300	65		65			
87			ALL TYPES	2752	1	2753	2771	2752	99.31
88									
89		AS---DOMESTIC	B-727-100	30		30			
90			B-727-200	971	1	972			
91			DC-9-80	38		38			
92			ALL TYPES	1039	1	1040	1088	1035	95.12
93									
94		BR---DOMESTIC	B-727-200	1072	4	1076			
95			*B-727-200		181	181			
96			ALL TYPES	1072	185	1257	1069	1067	99.81
97									
98		CC---DOMESTIC	B-727-200	2103	3	2106			

TABLE 7
AIRCRAFT DEPARTURES SCHEDULED AND AIRCRAFT DEPARTURES PERFORMED, BY TYPE OF OPERATION, BY AIRCRAFT TYPE, BY COMMUNITY, AND BY CARRIER

12 MONTHS ENDED DECEMBER 31, 1985

Line No.	Area, state or country Community (Airport name)	Carrier and type of operation	Type of aircraft	Total departures performed: Scheduled service	Total departures performed: Nonscheduled service	Total departures performed: All services	Departures scheduled	Scheduled departures completed: Number	Scheduled departures completed: Percent of departures scheduled
	1	2	3	4	5	6	7	8	9
1	PHOENIX SKY HARBOR INTL	CC---DOMESTIC	(CONT.)						
2			B-727-100	179	1	180			
3			DC-9-10	29		29			
4			DC-9-30	325		325			
5			DC-9-80	204		204			
6			B-737-300	3		3			
7			DC-10-30	1		1			
8			ALL TYPES	2844	4	2848	2880	2824	98.05
9		LL---DOMESTIC	B-727-200	2846	1	2847			
10			B-737-100/200	441		441			
11			DC-9-30		1	1			
12			ALL TYPES	3287	2	3289	3288	3283	99.84
13		EA---DOMESTIC	B-727-100	672		672			
14			B-727-200	2748		2748			
15			A-300-B4		1	1			
16			B-757-200	701		701			
17			ALL TYPES	4121	1	4122	4162	4113	98.82
18		FL---DOMESTIC	B-737-100/200	2553		2553			
19			DC-9-80	179	28	207			
20			ALL TYPES	2732	28	2760	2756	2730	99.05
21		HA---DOMESTIC	DC-9-80	5		5			
22			ALL TYPES	5		5			
23		HP---DOMESTIC	B-737-100/200	30994		30994			
24			B-737-300	2919	1	2920			
25			ALL TYPES	33913	1	33914	34339	33784	98.38
26		KN---DOMESTIC	B-727-200	3109		3109			
27			DC-10-40	416		416			
28			B-727-100	4		4			
29			B-757-200	46		46			
30			ALL TYPES	3575		3575	3622	3575	98.70
31		C2---DOMESTIC	DC-9-30	1	5	6			
32			DC-9-40		2	2			
33			ALL TYPES	1	7	8			
34		PS---DOMESTIC	DC-9-80	2485	47	2532			
35			DC-9-30	164	1	165			
36			BAE-146-2	583	1	584			
37			BAE-146-1	2		2			
38			ALL TYPES	3234	49	3283	3239	3207	99.01
39		RC---DOMESTIC	DC-9-10	976	1	977			
40			DC-9-30	3315	5	3320			
41			B-727-200	712	1	713			
42			DC-9-50	17		17			
43			DC-9-80	1798	1	1799			
44			B-757-200	13		13			
45			ALL TYPES	6831	8	6839	6918	6783	98.04
46		TB---DOMESTIC	B-727-100	19		19			
47			B-727-200	1011		1011			
48			L-1011/100/20	1086		1086			
49			B-767-200	57		57			
50			DC-9-80	347		347			
51			ALL TYPES	2520		2520	2516	2499	99.32
52		LA---DOMESTIC	B-727-100	408	5	413			
53			B-727-200	5241	1	5242			
54			B-737-100/200	1		1			
55			B-767-200	132		132			
56			DC-10-10	3	1	4			
57			DC-8-71		1	1			
58			B-747		1	1			
59			ALL TYPES	5785	9	5794	5894	5783	98.11
60		WA---DOMESTIC	B-737-100/200	1062		1062			
61			B-727-200	2377	2	2379			
62			DC-10-10	1	1	2			
63			B-737-300	1		1			
64			ALL TYPES	3441	3	3444	3431	3411	99.41
65		WA---INTERNATIONAL	B-727-200	66		66			
66			ALL TYPES	66		66	66	65	98.48
67		WA---TOTAL	B-737-100/200	1062		1062			
68			B-727-200	2443	2	2445			
69			DC-10-10	1	1	2			
70			B-737-300	1		1			
71			ALL TYPES	3507	3	3510	3497	3476	99.39
72		WN---DOMESTIC	B-737-100/200	15750	1	15751			
73			B-727-200	1252		1252			
74			B-737-300	1373	2	1375			
75			ALL TYPES	18415	3	18418	18541	18415	99.32
76	COMMUNITY TOTA	DOMESTIC	B-727-100	1331	6	1337			
77			B-727-200	28365	13	28378			
78			DC-10-10	480	2	482			
79			DC-9-80	6931	76	7007			
80			B-767-200	891		891			
81			DC-10-30	2		2			
82			B-737-100/200	51042	2	51044			
83			B-737-300	4361	3	4364			
84			*B-727-200		181	181			
85			DC-9-10	1005	1	1006			
86			DC-9-30	3805	12	3817			
87			A-300-B4		1	1			
88			B-757-200	760		760			
89			DC-10-40	416		416			
90			DC-9-40		2	2			
91			BAE-146-2	583	1	584			
92			BAE-146-1	2		2			
93			DC-9-50	17		17			
94			L-1011/100/20	1086		1086			
95			DC-8-71		1	1			
96			B-747		1	1			

TABLE 7
AIRCRAFT DEPARTURES SCHEDULED AND AIRCRAFT DEPARTURES PERFORMED,
BY TYPE OF OPERATION, BY AIRCRAFT TYPE, BY COMMUNITY, AND BY CARRIER

12 MONTHS ENDED DECEMBER 31, 1985

Line No.	Area, state or country Community (Airport name)	Carrier and type of operation	Type of aircraft	Total departures performed: Scheduled service	Total departures performed: Nonscheduled service	Total departures performed: All services	Departures scheduled	Scheduled departures completed: Number	Scheduled departures completed: Percent of departures scheduled
	1	2	3	4	5	6	7	8	9
1	COMMUNITY TOTAL	DOMESTIC	(CONT.)						
2			ALL TYPES	101077	302	101379	102073	100768	98.72
3		INTERNATIONAL	B-727-200	66		66			
4			ALL TYPES	66		66	66	65	98.48
5		TOTAL	B-727-100	1331	6	1337			
6			B-727-200	28431	13	28444			
7			DC-10-10	480	2	482			
8			DC-9-80	6931	76	7007			
9			B-767-200	891		891			
10			DC-10-30	2		2			
11			B-737-100/200	51042	2	51044			
12			B-737-300	4361	3	4364			
13			*B-727-200		181	181			
14			DC-9-10	1005	1	1006			
15			DC-9-30	3805	12	3817			
16			A-300-B4		1	1			
17			B-757-200	760		760			
18			DC-10-40	416		416			
19			DC-9-40		2	2			
20			BAE-146-2	583	1	584			
21			BAE-146-1	2		2			
22			DC-9-50	17		17			
23			L-1011/100/20	1086		1086			
24			DC-8-71		1	1			
25			B-747		1	1			
26			ALL TYPES	101143	302	101445	102139	100833	98.72
27	TUCSON (TUCSON INTL)	AA---DOMESTIC	B-727-100	420		420			
28			B-727-200	1161		1161			
29			DC-9-80	888		888			
30			ALL TYPES	2469		2469	2485	2468	99.31
31		AL---DOMESTIC	B-727-200	567		567			
32			B-737-300	1		1			
33			ALL TYPES	568		568	577	568	98.44
34		AS---DOMESTIC	B-727-200	268		268			
35			B-727-100	2		2			
36			B-737-100/200	1		1			
37			DC-9-80	11		11			
38			ALL TYPES	282		282	294	282	95.91
39		CO---DOMESTIC	DC-9-30	1		1			
40			ALL TYPES	1		1			
41		EA---DOMESTIC	B-727-100	831		831			
42			B-727-200	1126		1126			
43			ALL TYPES	1957		1957	1968	1953	99.23
44		FL---DOMESTIC	B-737-100/200	1478	3	1481			
45			ALL TYPES	1478	3	1481	1487	1477	99.32
46		HP---DOMESTIC	B-737-100/200	4005		4005			
47			B-737-300	166		166			
48			ALL TYPES	4171		4171	4265	4166	97.67
49		JK---DOMESTIC	DC-9-10	657		657			
50			ALL TYPES	657		657	655	655	100.00
51		NW---DOMESTIC	B-727-200	712		712			
52			B-727-100	2		2			
53			ALL TYPES	714		714	728	714	98.07
54		PS---DOMESTIC	DC-9-80	1229	1	1230			
55			DC-9-30	4		4			
56			BAE-146-2	1		1			
57			ALL TYPES	1234	1	1235	1227	1199	97.71
58		RC---DOMESTIC	DC-9-30	358		358			
59			B-727-200	142		142			
60			DC-9-10	156		156			
61			DC-9-50	1		1			
62			ALL TYPES	657		657	670	655	97.76
63		TW---DOMESTIC	B-727-100	7		7			
64			B-727-200	517		517			
65			DC-9-80	316		316			
66			ALL TYPES	840		840	845	840	99.40
67		UA---DOMESTIC	B-727-100	423		423			
68			B-727-200	1679		1679			
69			ALL TYPES	2102		2102	2137	2100	98.26
70		WA---DOMESTIC	B-737-100/200	775		775			
71			B-727-200	941	1	942			
72			ALL TYPES	1716	1	1717	1745	1715	98.28
73	COMMUNITY TOTAL	DOMESTIC	B-727-100	1685		1685			
74			B-727-200	7113	1	7114			
75			DC-9-80	2444	1	2445			
76			B-737-300	167		167			
77			B-737-100/200	6259	3	6262			
78			DC-9-30	363		363			
79			DC-9-10	813		813			
80			BAE-146-2	1		1			
81			DC-9-50	1		1			
82			ALL TYPES	18846	5	18851	19083	18792	98.47
83	YUMA (INTERNATIONAL)	CZ---DOMESTIC	DC-9-30	1		1			
84			ALL TYPES	1		1			
85	ARKANSAS								
86	LITTLE ROCK (ADAMS FIELD)	AA---DOMESTIC	B-727-100	65		65			
87			B-727-200	968		968			
88			DC-9-80	402		402			

TABLE 7
AIRCRAFT DEPARTURES SCHEDULED AND AIRCRAFT DEPARTURES PERFORMED, BY TYPE OF OPERATION, BY AIRCRAFT TYPE, BY COMMUNITY, AND BY CARRIER

12 MONTHS ENDED DECEMBER 31, 1985

Line No.	Area, state or country Community (Airport name)	Carrier and type of operation	Type of aircraft	Total departures performed: Scheduled service	Total departures performed: Nonscheduled service	Total departures performed: All services	Departures scheduled	Scheduled departures completed: Number	Scheduled departures completed: Percent of departures scheduled
	1	2	3	4	5	6	7	8	9
1	ADAMS FIELD	AA---DOMESTIC	(CONT.)						
2			ALL TYPES	1435		1435	1448	1435	99.10
3		BR---DOMESTIC	B-727-200	1		1			
4			ALL TYPES	1		1			
5									
6		DL---DOMESTIC	DC-9-30	1210		1210			
7			B-727-200	1713		1713			
8			B-737-100/200	965	2	967			
9			B-757-200	209		209			
10			ALL TYPES	4097	2	4099	4097	4090	99.82
11									
12		EA---DOMESTIC	B-727-200	1		1			
13			ALL TYPES	1		1			
14									
15		RC---DOMESTIC	DC-9-30	396		396			
16			DC-9-10	814	2	816			
17			DC-9-50	9		9			
18			ALL TYPES	1219	2	1221	1212	1203	99.25
19									
20		TW---DOMESTIC	B-727-200	245		245			
21			B-727-100	1081		1081			
22			DC-9-80	32		32			
23			ALL TYPES	1358		1358	1374	1354	98.54
24									
25		UA---DOMESTIC	B-727-100	410		410			
26			B-737-100/200	800		800			
27			B-727-200	626		626			
28			DC-8-71		1	1			
29			ALL TYPES	1836	1	1837	1899	1826	96.15
30									
31		WA---DOMESTIC	B-737-100/200	2138		2138			
32			B-737-300	25		25			
33			ALL TYPES	2163		2163	2183	2163	99.08
34									
35	COMMUNITY TOTAL	DOMESTIC	B-727-100	1556		1556			
36			B-727-200	3554		3554			
37			DC-9-80	434		434			
38			DC-9-30	1606		1606			
39			B-737-100/200	3903	2	3905			
40			B-757-200	209		209			
41			DC-9-10	814	2	816			
42			DC-9-50	9		9			
43			DC-8-71		1	1			
44			B-737-300	25		25			
45			ALL TYPES	12110	5	12115	12213	12071	98.83
46									
47	CALIFORNIA								
48									
49									
50	BAKERSFIELD (MEADOWS FIELD)	AA---DOMESTIC	DC-9-80	1161		1161			
51			B-727-100	1		1			
52			ALL TYPES	1162		1162	1179	1162	98.55
53									
54		UA---DOMESTIC	B-737-100/200	617		617			
55			B-727-100	158		158			
56			B-727-200	15		15			
57			ALL TYPES	790		790	829	785	94.69
58									
59	COMMUNITY TOTAL	DOMESTIC	DC-9-80	1161		1161			
60			B-727-100	159		159			
61			B-737-100/200	617		617			
62			B-727-200	15		15			
63			ALL TYPES	1952		1952	2008	1947	96.96
64									
65	EUREKA/ARCATA (ARCATA)	PS---DOMESTIC	BAE-146-2	16		16			
66			ALL TYPES	16		16	17	16	94.11
67									
68		UA---DOMESTIC	B-727-100	122		122			
69			B-737-100/200	1112		1112			
70			B-727-200	174		174			
71			ALL TYPES	1408		1408	1493	1387	92.90
72									
73	COMMUNITY TOTAL	DOMESTIC	BAE-146-2	16		16			
74			B-727-100	122		122			
75			B-737-100/200	1112		1112			
76			B-727-200	174		174			
77			ALL TYPES	1424		1424	1510	1403	92.91
78									
79	FAIRFIELD (TRAVIS AFB)	FT---DOMESTIC	*B-747	1		1			
80			ALL TYPES	1		1			
81									
82	FRESNO (FRESNO AIR TERMINAL)	PS---DOMESTIC	DC-9-80	637		637			
83			DC-9-30	173		173			
84			BAE-146-2	1196		1196			
85			BAE-146-1	2		2			
86			ALL TYPES	2008		2008	2091	1998	95.55
87									
88		RC---DOMESTIC	DC-9-30	162		162			
89			DC-9-10	175		175			
90			B-727-200	1		1			
91			ALL TYPES	338		338	349	332	95.12
92									
93		UA---DOMESTIC	B-737-100/200	1038		1038			
94			B-727-100	410	2	412			
95			B-727-200	616	1	615			
96			ALL TYPES	2066	3	2069	2211	2055	92.94
97									
98		WA---DOMESTIC	B-737-100/200	1986		1986			
99			B-727-200	10		10			
100			ALL TYPES	1996		1996	2058	1994	96.89
101									
102	COMMUNITY TOTAL	DOMESTIC	DC-9-80	637		637			
103			DC-9-30	335		335			
104			BAE-146-2	1196		1196			
105			BAE-146-1	2		2			
106			DC-9-10	175		175			
107			B-727-200	629	1	630			
108									
109									
110									
111									
112									

TABLE 7
AIRCRAFT DEPARTURES SCHEDULED AND AIRCRAFT DEPARTURES PERFORMED, BY TYPE OF OPERATION, BY AIRCRAFT TYPE, BY COMMUNITY, AND BY CARRIER

12 MONTHS ENDED DECEMBER 31, 1965

Line No.	Area, state or country Community (Airport name)	Carrier and type of operation	Type of aircraft	Total departures performed: Scheduled service	Total departures performed: Nonscheduled service	Total departures performed: All services	Departures scheduled	Scheduled departures completed: Number	Scheduled departures completed: Percent of departures scheduled
	1	2	3	4	5	6	7	8	9
1	COMMUNITY TOTAL	DOMESTIC	(CONT.)						
2			B-737-100/200	3024		3024			
3			B-727-100	410	2	412			
4			ALL TYPES	6408	3	6411	6709	6379	95.03
5	INDIO/PALM SPRINGS								
6	(PALM SPRINGS MUNI)	AA---DOMESTIC	B-727-100	154		154			
7			B-727-200	636		636			
8			DC-9-80	166		166			
9			ALL TYPES	956		956	969	956	98.65
10									
11		AS---DOMESTIC	B-727-200	506		506			
12			B-727-100	55		55			
13			B-737-100/200	1		1			
14			DC-9-80	113		113			
15			ALL TYPES	675		675	783	672	85.82
16									
17		FL---DOMESTIC	B-737-100/200	447		447			
18			DC-9-80	57		57			
19			ALL TYPES	504		504	513	503	98.05
20									
21		MA---DOMESTIC	DC-9-80	9		9			
22			ALL TYPES	9		9			
23									
24		HP---DOMESTIC	B-737-100/200	146		146			
25			ALL TYPES	146		146	146	145	99.31
26									
27		CC---DOMESTIC	B-737-100/200	708		708			
28			ALL TYPES	708		708	715	695	97.20
29									
30		TW---DOMESTIC	B-727-200	183		183			
31			B-727-100	40		40			
32			DC-9-80	452		452			
33			ALL TYPES	675		675	691	674	97.53
34									
35		LA---DOMESTIC	B-727-100	6	1	7			
36			B-737-100/200	473		473			
37			B-727-200	62		62			
38			DC-8-71		2	2			
39			ALL TYPES	541	3	544	546	541	99.08
40									
41		WA---DOMESTIC	B-737-100/200	4		4			
42			B-727-200	564	1	565			
43			ALL TYPES	568	1	569	572	564	98.60
44									
45	COMMUNITY TOTAL	DOMESTIC	B-727-100	255	1	256			
46			B-727-200	1951	1	1952			
47			DC-9-80	797		797			
48			B-737-100/200	1779		1779			
49			DC-8-71		2	2			
50			ALL TYPES	4782	4	4786	4935	4750	96.25
51									
52	LAKE TAHOE								
53	(LAKE TAHOE)	CC---DOMESTIC	DC-9-80	729	1	730			
54			B-737-300	151		151			
55			ALL TYPES	880	1	881	981	854	87.05
56									
57	LOS ANGELES/BURBNK/LNG.BCH								
58	(HOLLYWOOD-BURBANK)	AA---DOMESTIC	DC-9-80	1781		1781			
59			B-727-100	2		2			
60			B-727-200	2		2			
61			ALL TYPES	1785		1785	1819	1785	98.13
62									
63		AS---DOMESTIC	B-727-100	258		258			
64			B-727-200	988	2	990			
65			B-737-100/200	90		90			
66			DC-9-80	519		519			
67			ALL TYPES	1855	2	1857	1991	1853	93.06
68									
69		CO---DOMESTIC	B-727-200	32		32			
70			B-727-100	12		12			
71			DC-9-10	61		61			
72			DC-9-30	618		616			
73			DC-9-80	342		342			
74			ALL TYPES	1065		1065	1088	1048	96.32
75									
76		HP---DOMESTIC	B-737-100/200	323		323			
77			B-737-300	1164		1164			
78			ALL TYPES	1487		1487	1510	1485	98.34
79									
80		CC---DOMESTIC	B-737-100/200	2365	1	2366			
81			DC-9-80	1026		1026			
82			B-737-300	582		582			
83			ALL TYPES	3973	1	3974	4244	3855	90.83
84									
85		PS---DOMESTIC	DC-9-80	7540		7540			
86			DC-9-30	908		906			
87			BAE-146-2	3458		3458			
88			BAE-146-1	30		30			
89			ALL TYPES	11936		11936	12197	11897	97.54
90									
91		RC---DOMESTIC	DC-9-30	321		321			
92			DC-9-10	323		323			
93			DC-9-80	90		90			
94			B-727-200	1		1			
95			ALL TYPES	735		735	753	732	97.21
96									
97		TW---DOMESTIC	DC-9-80	112		112			
98			B-727-200	1		1			
99			ALL TYPES	113		113	128	113	88.28
100									
101		WA---DOMESTIC	B-737-100/200	366		366			
102			B-727-200	1		1			
103			B-737-300	682		682			
104			ALL TYPES	1049		1049	1003	980	97.70
105									
106	AIRPORT TOTAL	DOMESTIC	DC-9-80	11410		11410			
107			B-727-100	272		272			
108			B-727-200	1025	2	1027			
109			B-737-100/200	3144	1	3145			
110			DC-9-10	384		384			
111			DC-9-30	1647		1647			
112									

TABLE 7
AIRCRAFT DEPARTURES SCHEDULED AND AIRCRAFT DEPARTURES PERFORMED,
BY TYPE OF OPERATION, BY AIRCRAFT TYPE, BY COMMUNITY, AND BY CARRIER

12 MONTHS ENDED DECEMBER 31, 1985

Line No.	Area, state or country Community (Airport name)	Carrier and type of operation	Type of aircraft	Total departures performed: Scheduled service	Total departures performed: Nonscheduled service	Total departures performed: All services	Departures scheduled	Scheduled departures completed: Number	Scheduled departures completed: Percent of departures scheduled
	1	2	3	4	5	6	7	8	9
1	AIRPORT TOTAL	DOMESTIC	(CONT.)						
2			B-737-300	2428		2428			
3			BAE-146-2	3458		3458			
4			BAE-146-1	30		30			
5			ALL TYPES	23998	3	24001	24733	23748	96.01
6	(LONG BEACH)	AA---DOMESTIC	DC-9-80	1077		1077			
7			B-727-200	2		2			
8			B-727-100	1		1			
9			ALL TYPES	1080		1080	1094	1080	98.72
10									
11		AS---DOMESTIC	B-727-100	171		171			
12			B-727-200	493		493			
13			B-737-100/200	3		3			
14			DC-9-80	378	1	379			
15			ALL TYPES	1045	1	1046	1060	1043	98.39
16									
17		PS---DOMESTIC	DC-9-80	1310		1310			
18			DC-9-30	20		20			
19			BAE-146-2	7		7			
20			ALL TYPES	1337		1337	1353	1337	98.81
21									
22		SI---DOMESTIC	DC-9-80	2147	11	2158			
23			ALL TYPES	2147	11	2158	2162	2147	99.30
24									
25		LA---DOMESTIC	B-727-200	2	2	4			
26			B-737-100/200	403		403			
27			B-767-200	181	1	182			
28			B-727-100	1		1			
29			DC-8-71		2	2			
30			ALL TYPES	587	5	592	606	586	96.69
31									
32	AIRPORT TOTAL	DOMESTIC	DC-9-80	4912	12	4924			
33			B-727-200	497	2	499			
34			B-727-100	173		173			
35			B-737-100/200	406		406			
36			DC-9-30	20		20			
37			BAE-146-2	7		7			
38			B-767-200	181	1	182			
39			DC-8-71		2	2			
40			ALL TYPES	6196	17	6213	6275	6193	98.69
41									
42	(LOS ANGELES INTERNATIONAL)	AA---DOMESTIC	B-727-100	21		21			
43			B-727-200	1613	3	1616			
44			DC-10-10	8241		8241			
45			DC-10-30	690		690			
46			B-767-200	759		759			
47			DC-9-80	9	1	10			
48			ALL TYPES	11333	4	11337	11536	11316	98.09
49									
50		AL---DOMESTIC	B-727-200	1929		1929			
51			B-737-300	486		486			
52			B-737-100/200	2		2			
53			ALL TYPES	2417		2417	2424	2417	99.71
54									
55		AS---DOMESTIC	B-727-100	259		259			
56			B-727-200	1031		1031			
57			B-737-100/200	3		3			
58			DC-9-80	153		153			
59			ALL TYPES	1446		1446	1465	1429	97.54
60									
61		BN---DOMESTIC	B-727-200	1225	7	1232			
62			*B-727-200		212	212			
63			ALL TYPES	1225	219	1444	1225	1222	99.75
64									
65		CO---DOMESTIC	B-727-200	2306	2	2308			
66			DC-10-10	2018	1	2019			
67			B-727-100	134		134			
68			DC-10-30	465		465			
69			DC-9-30	16		16			
70			DC-9-80	64		64			
71			B-737-300	1182		1182			
72			ALL TYPES	6189	3	6192	6273	6144	97.94
73									
74		DL---DOMESTIC	L-1011/100/20	2557		2557			
75			B-727-200	1289		1289			
76			B-767-200	1512		1512			
77			DC-9-30		1	1			
78			DC-8-71	3		3			
79			B-737-100/200	3	2	5			
80			B-757-200	9		9			
81			ALL TYPES	5373	3	5376	5390	5362	99.48
82									
83		EA---DOMESTIC	B-727-100	279		279			
84			B-727-200	1199	3	1202			
85			L-1011/100/20	884	3	887			
86			A-300-B4	2098		2098			
87			B-757-200	920		920			
88			ALL TYPES	5380	6	5386	5476	5352	97.73
89									
90		EZ---DOMESTIC	*B-727-100	700		700			
91			*DC-8-73	55	2	57			
92			ALL TYPES	755	2	757	761	755	99.21
93									
94		FL---DOMESTIC	B-737-100/200	2070	5	2075			
95			DC-9-80	164	121	285			
96			B-727-100		1	1			
97			ALL TYPES	2234	127	2361	2262	2231	98.62
98									
99		FT---DOMESTIC	*B-747	301		301			
100			*B-747F	468		468			
101			B-747-200		3	3			
102			*B-727-100	250	2	252			
103			ALL TYPES	1019	5	1024	1076	966	89.77
104									
105		FT---INTERNATIONAL	*B-747	3		3			
106			*B-747F	1	1	2			
107			B-747-200		13	13			
108			ALL TYPES	4	14	18			
109									
110		FT---TOTAL	*B-747	304		304			
111			*B-747F	469	1	470			
112									

TABLE 7
AIRCRAFT DEPARTURES SCHEDULED AND AIRCRAFT DEPARTURES PERFORMED,
BY TYPE OF OPERATION, BY AIRCRAFT TYPE, BY COMMUNITY, AND BY CARRIER

12 MONTHS ENDED DECEMBER 31, 1985

Line No.	Area, state or country Community (Airport name)	Carrier and type of operation	Type of aircraft	Total departures performed: Scheduled service	Nonscheduled service	All services	Departures scheduled	Scheduled departures completed: Number	Percent of departures scheduled
	1	2	3	4	5	6	7	8	9
1	LOS ANGELES INTERNATIONAL	FT---TOTAL	(CONT.)						
2			B-747-200		16	16			
3			*B-727-100	250	2	252			
4			ALL TYPES	1023	19	1042	1076	966	89.77
5		FB---DOMESTIC	B-737-100/200	15		15			
6			ALL TYPES	15		15	15	15	100.00
7									
8		HA---DOMESTIC	DC-9-80	32	21	53			
9			L-1011/100/20	317	39	356			
10			ALL TYPES	349	60	409	343	287	83.67
11									
12		HF---DOMESTIC	B-737-100/200	5116		5116			
13			B-737-300	73		73			
14			ALL TYPES	5189		5189	5307	5166	97.34
15									
16		HC---DOMESTIC	DC-9-80	1888		1888			
17			DC-9-30	693	2	695			
18			ALL TYPES	2581	2	2583	2456	2416	98.37
19									
20		AA---DOMESTIC	B-727-100	228		228			
21			B-727-200	650	1	651			
22			DC-10-40	1734		1734			
23			B-747	264		264			
24			*B-747F	171		171			
25			B-757-200	542		542			
26			ALL TYPES	3589	1	3590	3634	3584	98.62
27									
28		AA---INTERNATIONAL	B-747	407		407			
29			*B-747F	14		14			
30			ALL TYPES	421		421	421	421	100.00
31									
32		AA---TOTAL	B-727-100	228		228			
33			B-727-200	650	1	651			
34			DC-10-40	1734		1734			
35			B-747	671		671			
36			*B-747F	185		185			
37			B-757-200	542		542			
38			ALL TYPES	4010	1	4011	4055	4005	98.76
39									
40		CC---DOMESTIC	B-737-100/200	10850	60	10950			
41			DC-9-80	269	190	459			
42			B-737-300	267	39	326			
43			ALL TYPES	11446	289	11735	11757	11100	94.41
44									
45		PA---DOMESTIC	B-747	949		949			
46			B-747SP	142		142			
47			B-727-200	3	3	6			
48			L-1011-500 TR	314		314			
49			B-747-200	254		254			
50			A-300-B4	145		145			
51			ALL TYPES	1807	3	1810	1897	1785	94.09
52									
53		PA---INTERNATIONAL	B-747	297		297			
54			B-747-200	496		496			
55			B-747SP	157		157			
56			ALL TYPES	950		950	984	943	95.83
57									
58		PA---TOTAL	B-747	1246		1246			
59			B-747SP	299		299			
60			B-727-200	3	3	6			
61			L-1011-500 TR	314		314			
62			B-747-200	750		750			
63			A-300-B4	145		145			
64			ALL TYPES	2757	3	2760	2881	2728	94.68
65									
66		PE---DOMESTIC	B-747-200	634		634			
67			ALL TYPES	634		634	662	634	95.77
68									
69		PI---DOMESTIC	B-727-200	1090		1090			
70			ALL TYPES	1090		1090	1094	1090	99.63
71									
72		PS---DOMESTIC	DC-9-80	19860	91	19951			
73			DC-9-30	3287	1	3288			
74			BAE-146-2	5828	1	5829			
75			BAE-146-1	3		3			
76			ALL TYPES	28978	93	29071	29478	28540	96.81
77									
78		CI---DOMESTIC	B-727-100	64		64			
79			ALL TYPES	64		64	73	64	87.67
80									
81		RC---DOMESTIC	DC-9-50	1		1			
82			DC-9-10	1		1			
83			B-727-200	3187		3187			
84			DC-9-80	740		740			
85			DC-9-30	57		57			
86			B-757-200	17		17			
87			ALL TYPES	4003		4003	4046	3982	98.41
88									
89		TA---DOMESTIC	B-747	11		11			
90			ALL TYPES	11		11	11	11	100.00
91									
92		TB---DOMESTIC	B-727-100	539		539			
93			B-727-200	757	1	758			
94			L-1011/100/20	3587	1	3588			
95			B-747	225		225			
96			B-767-200	1040		1040			
97			B-747SP	1		1			
98			DC-9-80	62		62			
99			ALL TYPES	6211	2	6213	6285	6192	98.52
100									
101		TB---INTERNATIONAL	B-747	328		328			
102			ALL TYPES	328		328	327	327	100.00
103									
104		TB---TOTAL	B-727-100	539		539			
105			B-727-200	757	1	758			
106			L-1011/100/20	3587	1	3588			
107			B-747	553		553			
108			B-767-200	1040		1040			
109			B-747SP	1		1			
110			DC-9-80	62		62			
111			ALL TYPES	6539	2	6541	6612	6519	98.59
112									

TABLE 7
AIRCRAFT DEPARTURES SCHEDULED AND AIRCRAFT DEPARTURES PERFORMED,
BY TYPE OF OPERATION, BY AIRCRAFT TYPE, BY COMMUNITY, AND BY CARRIER

12 MONTHS ENDED DECEMBER 31, 1985

Line No.	Area, state or country Community (Airport name)	Carrier and type of operation	Type of aircraft	Total departures performed: Scheduled service	Total departures performed: Nonscheduled service	Total departures performed: All services	Departures scheduled	Scheduled departures completed: Number	Scheduled departures completed: Percent of departures scheduled
	1	2	3	4	5	6	7	8	9
1	LOS ANGELES INTERNATIONAL	(CONT.)							
2		LA---DOMESTIC	B-737-100/200	4861	2	4863			
3			B-727-100	721	8	729			
4			B-727-200	4933	38	4971			
5			DC-10-10	3854	18	3872			
6			B-747	2201	5	2206			
7			DC-8-71	1473	17	1490			
8			B-767-200	2086		2086			
9			DC-10-30	605		605			
10			ALL TYPES	20734	88	20822	21515	20696	96.19
11		VR---DOMESTIC	*L-188A/C	1		1			
12			*DC-8-62	26		26			
13			ALL TYPES	27		27	27	27	100.00
14									
15		WA---DOMESTIC	B-737-100/200	11281	1	11282			
16			B-727-200	13621	9	13630			
17			DC-10-10	2425	6	2431			
18			B-737-300	48		48			
19			ALL TYPES	27375	16	27391	27878	27294	97.90
20									
21		WA---INTERNATIONAL	B-727-200	1596		1596			
22			DC-10-10	437		437			
23			ALL TYPES	2033		2033	2050	2009	98.00
24									
25		WA---TOTAL	B-737-100/200	11281	1	11282			
26			B-727-200	15217	9	15226			
27			DC-10-10	2862	6	2868			
28			B-737-300	48		48			
29			ALL TYPES	29408	16	29424	29928	29303	97.91
30									
31		WN---DOMESTIC	B-737-100/200	4214		4214			
32			B-727-200	1194	1	1195			
33			B-737-300	752		752			
34			ALL TYPES	6160	1	6161	6208	6160	99.22
35									
36		XC---DOMESTIC	DC-10-30	814		814			
37			DC-10-10	519		519			
38			ALL TYPES	1333		1333	1375	1303	94.76
39									
40	AIRPORT TOTAL	DOMESTIC	B-727-100	2245	9	2254			
41			B-727-200	36027	68	36095			
42			DC-10-10	17057	25	17082			
43			DC-10-30	2578		2578			
44			B-767-200	5397		5397			
45			DC-9-80	23241	424	23665			
46			B-737-300	2828	39	2867			
47			B-737-100/200	38455	70	38525			
48			*B-727-200		212	212			
49			DC-9-30	3360	2	3362			
50			L-1011/100/20	7345	43	7388			
51			DC-8-71	1476	17	1493			
52			B-757-200	1488		1488			
53			A-300-B4	2243		2243			
54			*B-727-100	950	2	952			
55			*DC-8-73	55	2	57			
56			*B-747	301		301			
57			*B-747F	639		639			
58			B-747-200	888	3	891			
59			DC-9-50	694	2	696			
60			DC-10-40	1734		1734			
61			B-747	3650	5	3655			
62			B-747SP	143		143			
63			L-1011-500 TR	314		314			
64			BAE-146-2	5828	1	5829			
65			BAE-146-1	3		3			
66			DC-9-10	1		1			
67			*L-188A/C	1		1			
68			*DC-8-62	26		26			
69			ALL TYPES	158967	924	159891	161549	157540	97.27
70									
71		INTERNATIONAL	*B-747	3		3			
72			*B-747F	15	1	16			
73			B-747-200	496	13	509			
74			B-747	1032		1032			
75			B-747SP	157		157			
76			B-727-200	1596		1596			
77			DC-10-10	437		437			
78			ALL TYPES	3736	14	3750	3782	3700	97.83
79									
80		TOTAL	B-727-100	2245	9	2254			
81			B-727-200	37623	68	37691			
82			DC-10-10	17494	25	17519			
83			DC-10-30	2578		2578			
84			B-767-200	5397		5397			
85			DC-9-80	23241	424	23665			
86			B-737-300	2828	39	2867			
87			B-737-100/200	38455	70	38525			
88			*B-727-200		212	212			
89			DC-9-30	3360	2	3362			
90			L-1011/100/20	7345	43	7388			
91			DC-8-71	1476	17	1493			
92			B-757-200	1488		1488			
93			A-300-B4	2243		2243			
94			*B-727-100	950	2	952			
95			*DC-8-73	55	2	57			
96			*B-747	304		304			
97			*B-747F	654	1	655			
98			B-747-200	1384	16	1400			
99			DC-9-50	694	2	696			
100			DC-10-40	1734		1734			
101			B-747	4682	5	4687			
102			B-747SP	300		300			
103			L-1011-500 TR	314		314			
104			BAE-146-2	5828	1	5829			
105			BAE-146-1	3		3			
106			DC-9-10	1		1			
107			*L-188A/C	1		1			
108			*DC-8-62	26		26			
109			ALL TYPES	162703	938	163641	165731	161240	97.29
110									
111	(ORANGE COUNTY)	AA---DOMESTIC	DC-9-80	2054		2054			
112									

TABLE 7
AIRCRAFT DEPARTURES SCHEDULED AND AIRCRAFT DEPARTURES PERFORMED,
BY TYPE OF OPERATION, BY AIRCRAFT TYPE, BY COMMUNITY, AND BY CARRIER

12 MONTHS ENDED DECEMBER 31, 1985

Line No.	Area, state or country Community (Airport name)	Carrier and type of operation	Type of aircraft	Total departures performed: Scheduled service	Total departures performed: Nonscheduled service	Total departures performed: All services	Departures scheduled	Scheduled departures completed: Number	Scheduled departures completed: Percent of departures scheduled
	1	2	3	4	5	6	7	8	9
1	ORANGE COUNTY	AA---DOMESTIC	(CONT.)						
2			ALL TYPES	2094		2094	2120	2094	98.77
3		CC---DOMESTIC	DC-9-80	215		215			
4			B-737-300	326		326			
5			ALL TYPES	541		541	549	539	98.17
6									
7		FL---DOMESTIC	DC-9-80	1716	35	1751			
8			ALL TYPES	1716	35	1751	1758	1716	97.61
9									
10		HP---DOMESTIC	B-737-300	941		941			
11			ALL TYPES	941		941	947	941	99.36
12									
13		CO---DOMESTIC	B-737-100/200	117		117			
14			DC-9-80	2739		2739			
15			B-737-300	2503		2503			
16			ALL TYPES	5359		5359	5487	5180	94.40
17									
18		PS---DOMESTIC	DC-9-80	1540		1540			
19			BAE-146-1	1		1			
20			BAE-146-2	3159		3159			
21			ALL TYPES	4700		4700	4785	4668	97.55
22									
23		RC---DOMESTIC	DC-9-80	1934		1934			
24			ALL TYPES	1934		1934	1964	1932	98.37
25									
26		SI---DOMESTIC	DC-9-80	542	1	543			
27			ALL TYPES	542	1	543	550	542	98.54
28									
29		WA---DOMESTIC	B-737-100/200	263		263			
30			B-737-300	819		819			
31			ALL TYPES	1082		1082	1090	1081	99.17
32									
33	AIRPORT TOTAL	DOMESTIC	DC-9-80	10780	36	10816			
34			B-737-300	4589		4589			
35			B-737-100/200	380		380			
36			BAE-146-1	1		1			
37			BAE-146-2	3159		3159			
38			ALL TYPES	18909	36	18945	19250	18693	97.10
39									
40	COMMUNITY TOTAL BY CARRIER	AA---DOMESTIC	B-767-200	759		759			
41			DC-9-80	4961	1	4962			
42			B-727-100	24		24			
43			B-727-200	1617	3	1620			
44			DC-10-10	8241		8241			
45			DC-10-30	690		690			
46			ALL TYPES	16292	4	16296	16569	16275	98.22
47									
48		AL---DOMESTIC	B-737-300	486		486			
49			B-737-100/200	2		2			
50			B-727-200	1929		1929			
51			ALL TYPES	2417		2417	2424	2417	99.71
52									
53		AS---DOMESTIC	B-737-100/200	96		96			
54			DC-9-80	1050	1	1051			
55			B-727-100	688		688			
56			B-727-200	2512	2	2514			
57			ALL TYPES	4346	3	4349	4516	4325	95.77
58									
59		BN---DOMESTIC	B-727-200	1225	7	1232			
60			*B-727-200		212	212			
61			ALL TYPES	1225	219	1444	1225	1222	99.75
62									
63		CO---DOMESTIC	B-737-300	1508		1508			
64			DC-9-10	61		61			
65			DC-9-30	634		634			
66			DC-9-80	621		621			
67			B-727-100	146		146			
68			B-727-200	2338	2	2340			
69			DC-10-10	2018	1	2019			
70			DC-10-30	469		469			
71			ALL TYPES	7795	3	7798	7910	7731	97.73
72									
73		DL---DOMESTIC	B-737-100/200	3	2	5			
74			B-757-200	9		9			
75			B-767-200	1512		1512			
76			DC-9-30		1	1			
77			B-727-200	1289		1289			
78			L-1011/100/20	2557		2557			
79			DC-8-71	3		3			
80			ALL TYPES	5373	3	5376	5390	5362	99.48
81									
82		EA---DOMESTIC	B-757-200	920		920			
83			A-300-84	2098		2098			
84			B-727-100	279		279			
85			B-727-200	1199	3	1202			
86			L-1011/100/20	884	3	887			
87			ALL TYPES	5380	6	5386	5476	5352	97.73
88									
89		EZ---DOMESTIC	*B-727-100	700		700			
90			*DC-8-73	55	2	57			
91			ALL TYPES	755	2	757	761	755	99.21
92									
93		FL---DOMESTIC	B-737-100/200	2070	5	2075			
94			DC-9-80	1880	156	2036			
95			B-727-100		1	1			
96			ALL TYPES	3950	162	4112	4020	3947	98.18
97									
98		FT---DOMESTIC	*B-727-100	250	2	252			
99			*B-747	301		301			
100			B-747-200		3	3			
101			*B-747F	468		468			
102			ALL TYPES	1019	5	1024	1076	966	89.77
103									
104		FT---INTERNATIONAL	*B-747	3		3			
105			B-747-200		13	13			
106			*B-747F	1	1	2			
107			ALL TYPES	4	14	18			
108									
109		FT---TOTAL	*B-727-100	250	2	252			
110			*B-747	304		304			
111			B-747-200		16	16			
112									

TABLE 7
AIRCRAFT DEPARTURES SCHEDULED AND AIRCRAFT DEPARTURES PERFORMED,
BY TYPE OF OPERATION, BY AIRCRAFT TYPE, BY COMMUNITY, AND BY CARRIER

12 MONTHS ENDED DECEMBER 31, 1985

Line No.	Area, state or country Community (Airport name)	Carrier and type of operation	Type of aircraft	Total departures performed: Scheduled service	Total departures performed: Nonscheduled service	Total departures performed: All services	Departures scheduled	Scheduled departures completed: Number	Scheduled departures completed: Percent of departures scheduled
	1	2	3	4	5	6	7	8	9
1	COMMUNITY TOTAL BY CARRIER	FT---TOTAL	(CONT.)						
2			*B-747F	469	1	470			
3			ALL TYPES	1023	19	1042	1076	966	89.77
4		FB---DOMESTIC	B-737-100/200	15		15			
5			ALL TYPES	15		15	15	15	100.00
6									
7		HA---DOMESTIC	DC-9-80	32	21	53			
8			L-1011/100/20	317	39	356			
9			ALL TYPES	349	60	409	343	287	83.67
10									
11		HF---DOMESTIC	B-737-300	2178		2178			
12			B-737-100/200	5439		5439			
13			ALL TYPES	7617		7617	7764	7592	97.78
14									
15		HC---DOMESTIC	DC-9-50	693	2	695			
16			DC-9-80	1888		1888			
17			ALL TYPES	2581	2	2583	2456	2416	98.37
18									
19		NB---DOMESTIC	B-757-200	542		542			
20			B-727-100	228		228			
21			B-727-200	650	1	651			
22			DC-10-40	1734		1734			
23			B-747	264		264			
24			*B-747F	171		171			
25			ALL TYPES	3589	1	3590	3634	3584	98.62
26									
27		NB---INTERNATIONAL	B-747	407		407			
28			*B-747F	14		14			
29			ALL TYPES	421		421	421	421	100.00
30									
31		NB---TOTAL	B-757-200	542		542			
32			B-727-100	228		228			
33			B-727-200	650	1	651			
34			DC-10-40	1734		1734			
35			B-747	671		671			
36			*B-747F	185		185			
37			ALL TYPES	4010	1	4011	4055	4005	98.76
38									
39		CC---DOMESTIC	B-737-300	3372	39	3411			
40			B-737-100/200	13372	61	13433			
41			DC-9-80	4034	190	4224			
42			ALL TYPES	20778	290	21068	21488	20135	93.70
43									
44		PA---DOMESTIC	A-300-B4	145		145			
45			B-727-200	3	3	6			
46			L-1011-500 TR	314		314			
47			B-747	949		949			
48			B-747-200	254		254			
49			B-747SP	142		142			
50			ALL TYPES	1807	3	1810	1897	1785	94.09
51									
52		PA---INTERNATIONAL	B-747	297		297			
53			B-747-200	496		496			
54			B-747SP	157		157			
55			ALL TYPES	950		950	984	943	95.83
56									
57		PA---TOTAL	A-300-B4	145		145			
58			B-727-200	3	3	6			
59			L-1011-500 TR	314		314			
60			B-747	1246		1246			
61			B-747-200	750		750			
62			B-747SP	299		299			
63			ALL TYPES	2757	3	2760	2881	2728	94.68
64									
65		PE---DOMESTIC	B-747-200	634		634			
66			ALL TYPES	634		634	662	634	95.77
67									
68		PI---DOMESTIC	B-727-200	1090		1090			
69			ALL TYPES	1090		1090	1094	1090	99.63
70									
71		PS---DOMESTIC	DC-9-30	4215	1	4216			
72			DC-9-80	30250	91	30341			
73			BAE-146-1	34		34			
74			BAE-146-2	12452	1	12453			
75			ALL TYPES	46951	93	47044	47813	46442	97.13
76									
77		CT---DOMESTIC	B-727-100	64		64			
78			ALL TYPES	64		64	73	64	87.67
79									
80		RC---DOMESTIC	B-757-200	17		17			
81			DC-9-10	324		324			
82			DC-9-30	378		378			
83			DC-9-50	1		1			
84			DC-9-80	2764		2764			
85			B-727-200	3188		3188			
86			ALL TYPES	6672		6672	6763	6646	98.26
87									
88		SI---DOMESTIC	DC-9-80	2689	12	2701			
89			ALL TYPES	2689	12	2701	2712	2689	99.15
90									
91		TA---DOMESTIC	B-747	11		11			
92			ALL TYPES	11		11	11	11	100.00
93									
94		TB---DOMESTIC	B-767-200	1040		1040			
95			DC-9-80	174		174			
96			B-727-100	539		539			
97			B-727-200	758	1	759			
98			L-1011/100/20	3587	1	3588			
99			B-747	225		225			
100			B-747SP	1		1			
101			ALL TYPES	6324	2	6326	6413	6305	98.31
102									
103		TB---INTERNATIONAL	B-747	328		328			
104			ALL TYPES	328		328	327	327	100.00
105									
106		TB---TOTAL	B-767-200	1040		1040			
107			DC-9-80	174		174			
108			B-727-100	539		539			
109			B-727-200	758	1	759			
110			L-1011/100/20	3587	1	3588			
111			B-747	553		553			
112									

TABLE 7
AIRCRAFT DEPARTURES SCHEDULED AND AIRCRAFT DEPARTURES PERFORMED,
BY TYPE OF OPERATION, BY AIRCRAFT TYPE, BY COMMUNITY, AND BY CARRIER

12 MONTHS ENDED DECEMBER 31, 1985

Line No.	Area, state or country Community (Airport name)	Carrier and type of operation	Type of aircraft	Total departures performed: Scheduled service	Total departures performed: Nonscheduled service	Total departures performed: All services	Departures scheduled	Scheduled departures completed: Number	Scheduled departures completed: Percent of departures scheduled
	1	2	3	4	5	6	7	8	9
1	COMMUNITY TOTAL BY CARRIER	TB---TOTAL	(CONT.)						
2			B-747SP	1		1			
3			ALL TYPES	6652	2	6654	6740	6632	98.39
4		LA---DOMESTIC	B-757-100/200	5264	2	5266			
5			B-767-200	2267	1	2268			
6			B-727-100	722	8	730			
7			B-727-200	4935	40	4975			
8			DC-10-10	3854	18	3872			
9			DC-10-30	605		605			
10			B-747	2201	5	2206			
11			DC-8-71	1473	19	1492			
12			ALL TYPES	21321	93	21414	22121	21282	96.20
13									
14		VR---DOMESTIC	*L-188A/C	1		1			
15			*DC-8-62	26		26			
16			ALL TYPES	27		27	27	27	100.00
17									
18		WA---DOMESTIC	B-737-300	1549		1549			
19			B-737-100/200	11910	1	11911			
20			B-727-200	13622	9	13631			
21			DC-10-10	2425	6	2431			
22			ALL TYPES	29506	16	29522	29971	29355	97.94
23									
24		WA---INTERNATIONAL	B-727-200	1596		1596			
25			DC-10-10	437		437			
26			ALL TYPES	2033		2033	2050	2009	98.00
27									
28		WA---TOTAL	B-737-300	1549		1549			
29			B-737-100/200	11910	1	11911			
30			B-727-200	15216	9	15227			
31			DC-10-10	2862	6	2868			
32			ALL TYPES	31539	16	31555	32021	31364	97.94
33									
34		WN---DOMESTIC	B-737-300	752		752			
35			B-737-100/200	4214		4214			
36			B-727-200	1194	1	1195			
37			ALL TYPES	6160	1	6161	6208	6160	99.22
38									
39		WE---DOMESTIC	DC-10-10	519		519			
40			DC-10-30	814		814			
41			ALL TYPES	1333		1333	1375	1303	94.76
42									
43	COMMUNITY TOTAL	DOMESTIC	DC-9-80	50343	472	50815			
44			B-727-100	2690	9	2699			
45			B-727-200	37549	72	37621			
46			B-737-100/200	42385	71	42456			
47			DC-9-10	385		385			
48			DC-9-30	5227	2	5229			
49			B-737-300	9845	39	9884			
50			BAE-146-2	12452	1	12453			
51			BAE-146-1	34		34			
52			B-767-200	5578	1	5579			
53			DC-8-71	1476	19	1495			
54			DC-10-10	17057	25	17082			
55			DC-10-30	2578		2578			
56			*B-727-200		212	212			
57			L-1011/100/20	7345	43	7388			
58			B-757-200	1488		1488			
59			A-300-84	2243		2243			
60			*B-727-100	950	2	952			
61			*DC-8-73	55	2	57			
62			*B-747	301		301			
63			*B-747F	639		639			
64			B-747-200	888	3	891			
65			DC-9-50	694	2	696			
66			DC-10-40	1734		1734			
67			B-747	3650	5	3655			
68			B-747SP	143		143			
69			L-1011-500 TR	314		314			
70			*L-188A/C	1		1			
71			*DC-8-62	26		26			
72			ALL TYPES	208070	980	209050	212207	206174	97.15
73									
74		INTERNATIONAL	*B-747	3		3			
75			*B-747F	15	1	16			
76			B-747-200	496	13	509			
77			B-747	1032		1032			
78			B-747SP	157		157			
79			B-727-200	1596		1596			
80			DC-10-10	437		437			
81			ALL TYPES	3736	14	3750	3782	3700	97.83
82									
83		TOTAL	DC-9-80	50343	472	50815			
84			B-727-100	2690	9	2699			
85			B-727-200	39145	72	39217			
86			B-737-100/200	42385	71	42456			
87			DC-9-10	385		385			
88			DC-9-30	5227	2	5229			
89			B-737-300	9845	39	9884			
90			BAE-146-2	12452	1	12453			
91			BAE-146-1	34		34			
92			B-767-200	5578	1	5579			
93			DC-8-71	1476	19	1495			
94			DC-10-10	17494	25	17519			
95			DC-10-30	2578		2578			
96			*B-727-200		212	212			
97			L-1011/100/20	7345	43	7388			
98			B-757-200	1488		1488			
99			A-300-84	2243		2243			
100			*B-727-100	950	2	952			
101			*DC-8-73	55	2	57			
102			*B-747	304		304			
103			*B-747F	654	1	655			
104			B-747-200	1384	16	1400			
105			DC-9-50	694	2	696			
106			DC-10-40	1734		1734			
107			B-747	4682	5	4687			
108			B-747SP	300		300			
109			L-1011-500 TR	314		314			
110			*L-188A/C	1		1			
111			*DC-8-62	26		26			
112									

TABLE 7
AIRCRAFT DEPARTURES SCHEDULED AND AIRCRAFT DEPARTURES PERFORMED,
BY TYPE OF OPERATION, BY AIRCRAFT TYPE, BY COMMUNITY, AND BY CARRIER

12 MONTHS ENDED DECEMBER 31, 1985

Line No.	Area, state or country Community (Airport name)	Carrier and type of operation	Type of aircraft	Total departures performed: Scheduled service	Total departures performed: Nonscheduled service	Total departures performed: All services	Departures scheduled	Scheduled departures completed: Number	Scheduled departures completed: Percent of departures scheduled
	1	2	3	4	5	6	7	8	9
1	COMMUNITY TOTAL	TOTAL	(CONT.)						
2			ALL TYPES	211806	994	212800	215989	209874	97.16
3									
4	MIRAMAR								
5	(MIRAMAR NAS)	PS---DOMESTIC	DC-9-80	1		1			
6			ALL TYPES	1		1	1	1	100.00
7									
8	ONTARIO/SAN BERNARDI/RIVERSIDE								
9	(ONTARIO INTERNATIONAL)	AA---DOMESTIC	B-727-100	183		183			
10			B-727-200	924		924			
11			DC-10-10	2		2			
12			DC-9-80	2499		2499			
13			ALL TYPES	3608		3608	3691	3607	97.72
14									
15		AS---DOMESTIC	B-727-100	115		115			
16			B-737-100/200	191		191			
17			B-727-200	1365	2	1367			
18			DC-9-80	435	1	436			
19			ALL TYPES	2106	3	2109	2243	2101	93.66
20									
21		CC---DOMESTIC	DC-9-10	58		58			
22			B-727-200	816		816			
23			B-727-100	385		385			
24			DC-9-30	21		21			
25			DC-9-80	11		11			
26			DC-10-10	1		1			
27			B-737-300	2		2			
28			ALL TYPES	1294		1294	1308	1246	95.41
29									
30		CL---DOMESTIC	B-727-200	1452		1452			
31			B-767-200	719		719			
32			B-737-100/200	1		1			
33			B-757-200	6		6			
34			ALL TYPES	2178		2178	2184	2178	99.72
35									
36		EA---DOMESTIC	B-727-100	122		122			
37			A-300-B4	2		2			
38			L-1011/100/20	1		1			
39			B-757-200	943		943			
40			B-727-200	223	1	224			
41			ALL TYPES	1291	1	1292	1320	1278	96.81
42									
43		FT---DOMESTIC	*B-747	1		1			
44			*B-727-100	1		1			
45			ALL TYPES	2		2			
46									
47		HA---DOMESTIC	L-1011/100/20	1		1			
48			DC-9-80	1		1			
49			ALL TYPES	2		2			
50									
51		HF---DOMESTIC	B-737-100/200	2440		2440			
52			B-737-300	17		17			
53			ALL TYPES	2457		2457	2478	2456	99.11
54									
55		JK---DOMESTIC	DC-9-10	925		925			
56			B-737-300	468		468			
57			ALL TYPES	1393		1393	1405	1392	99.07
58									
59		NW---DOMESTIC	B-747	1		1			
60			DC-10-40	1		1			
61			ALL TYPES	2		2			
62									
63		CC---DOMESTIC	B-737-100/200	5749	5	5754			
64			DC-9-80	5	1	6			
65			B-737-300	33		33			
66			ALL TYPES	5787	6	5793	6026	5723	94.97
67									
68		PS---DOMESTIC	DC-9-80	234		234			
69			DC-9-30	82		82			
70			BAE-146-1	230		230			
71			BAE-146-2	797		797			
72			ALL TYPES	1343		1343	1443	1335	92.51
73									
74		RC---DOMESTIC	DC-9-10	309		309			
75			DC-9-30	359	2	361			
76			ALL TYPES	668	2	670	689	666	96.66
77									
78		TW---DOMESTIC	B-727-100	100		100			
79			B-727-200	169		169			
80			DC-9-80	1039		1039			
81			ALL TYPES	1308		1308	1354	1308	96.60
82									
83		UA---DOMESTIC	B-737-100/200	987		987			
84			B-727-100	1235		1235			
85			B-727-200	1278	9	1287			
86			DC-10-10	3	1	4			
87			DC-8-71	1	3	4			
88			B-767-200	2		2			
89			ALL TYPES	3506	13	3519	3588	3498	97.49
90									
91		WA---DOMESTIC	B-737-100/200	1077		1077			
92			B-727-200	2		2			
93			B-737-300	3		3			
94			DC-10-10	1		1			
95			ALL TYPES	1083		1083	1090	1076	98.71
96									
97		WN---DOMESTIC	B-737-100/200	1071	2	1073			
98			B-737-300	2		2			
99			ALL TYPES	1073	2	1075	1087	1073	98.71
100	COMMUNITY TOTAL	DOMESTIC	B-727-100	2140		2140			
101			B-727-200	6229	12	6241			
102			DC-10-10	7	1	8			
103			DC-9-80	4224	2	4226			
104			B-737-100/200	11516	7	11523			
105			DC-9-10	1292		1292			
106			DC-9-30	462	2	464			
107			B-737-300	525		525			
108			B-767-200	721		721			
109			B-757-200	949		949			
110			A-300-B4	2		2			
111			L-1011/100/20	2		2			
112									

TABLE 7
AIRCRAFT DEPARTURES SCHEDULED AND AIRCRAFT DEPARTURES PERFORMED,
BY TYPE OF OPERATION, BY AIRCRAFT TYPE, BY COMMUNITY, AND BY CARRIER

12 MONTHS ENDED DECEMBER 31, 1985

Line No.	Area, state or country Community (Airport name)	Carrier and type of operation	Type of aircraft	Total departures performed: Scheduled service	Total departures performed: Nonscheduled service	Total departures performed: All services	Departures scheduled	Scheduled departures completed: Number	Scheduled departures completed: Percent of departures scheduled
	1	2	3	4	5	6	7	8	9
1	COMMUNITY TOTAL	DOMESTIC	(CONT.)						
2			*B-747	1		1			
3			*B-727-100	1		1			
4			B-747	1		1			
5			DC-10-40	1		1			
6			BAE-146-1	230		230			
7			BAE-146-2	797		797			
8			DC-8-71	1	3	4			
9			ALL TYPES	29101	27	29128	29906	28939	96.76
10									
11	RED BLUFF/REDDING (REDDING MUNI)	HA---DOMESTIC	DC-9-80	1		1			
12			ALL TYPES	1		1			
13									
14		UA---DOMESTIC	B-727-100	6	1	7			
15			B-737-100/200	1099		1099			
16			B-727-200	103	1	104			
17			ALL TYPES	1208	2	1210	1253	1195	95.37
18									
19	COMMUNITY TOTAL	DOMESTIC	DC-9-80	1		1			
20			B-727-100	6	1	7			
21			B-737-100/200	1099		1099			
22			B-727-200	103	1	104			
23			ALL TYPES	1209	2	1211	1253	1195	95.37
24									
25	SACRAMENTO (EXECUTIVE)	DC---DOMESTIC	DC-10-30	1		1			
26			ALL TYPES	1		1			
27									
28									
29	(SACRAMENTO METROPOLITAN)	AA---DOMESTIC	B-727-100	559		559			
30			B-727-200	1443		1443			
31			DC-9-80	1365		1365			
32			ALL TYPES	3367		3367	3467	3367	97.11
33									
34		BN---DOMESTIC	B-727-200	1		1			
35			ALL TYPES	1		1			
36									
37		CC---DOMESTIC	B-727-200	1		1			
38			ALL TYPES	1		1			
39									
40		EA---DOMESTIC	B-727-200	1		1			
41			ALL TYPES	1		1			
42									
43		FL---DOMESTIC	B-737-100/200	1353		1353			
44			DC-9-80	59		59			
45			ALL TYPES	1412		1412	1463	1410	96.37
46									
47		FT---DOMESTIC	*B-747	2		2			
48			ALL TYPES	2		2			
49									
50		HA---DOMESTIC	DC-9-80	8		8			
51			L-1011/100/20		21	21			
52			ALL TYPES	8	21	29			
53									
54		HP---DOMESTIC	B-737-100/200	868		868			
55			B-737-300	1		1			
56			ALL TYPES	869		869	889	869	97.75
57									
58		NK---DOMESTIC	B-727-200	1		1			
59			DC-10-40	1		1			
60			ALL TYPES	2		2			
61									
62		OO---DOMESTIC	B-737-100/200	2997		2997			
63			DC-9-80	380		380			
64			B-737-300	562		562			
65			ALL TYPES	3939		3939	4149	3904	94.09
66									
67		PA---DOMESTIC	B-727-200	1		1			
68			B-747-200	1		1			
69			ALL TYPES	2		2			
70									
71		PA---INTERNATIONAL	B-747SP	1		1			
72			B-747	1		1			
73			ALL TYPES	2		2			
74									
75		PA---TOTAL	B-727-200	1		1			
76			B-747-200	1		1			
77			B-747SP	1		1			
78			B-747	1		1			
79			ALL TYPES	4		4			
80									
81		PS---DOMESTIC	DC-9-80	3329	1	3330			
82			DC-9-30	691		691			
83			BAE-146-1	1		1			
84			BAE-146-2	1336		1336			
85			ALL TYPES	5357	1	5358	5481	5342	97.46
86									
87		QX---DOMESTIC	F-28-4000/600	16		16			
88			BAC-111-200	198		198			
89			ALL TYPES	214		214	221	214	96.83
90									
91		RC---DOMESTIC	DC-9-10	172		172			
92			B-727-200	438		438			
93			DC-9-30	55		55			
94			DC-9-80	243		243			
95			ALL TYPES	908		908	941	891	94.68
96									
97		UA---DOMESTIC	B-737-100/200	860		860			
98			B-727-100	419	1	420			
99			B-727-200	1471		1471			
100			DC-10-10	56	3	59			
101			DC-8-71	13		13			
102			B-767-200	253		253			
103			ALL TYPES	3072	4	3076	3144	3042	96.75
104									
105		WA---DOMESTIC	B-737-100/200	1246		1246			
106			B-727-200	1472	1	1473			
107			ALL TYPES	2718	1	2719	2773	2701	97.40
108									
109	AIRPORT TOTAL	DOMESTIC	B-727-100	978	1	979			
110			B-727-200	4829	1	4830			
111			DC-9-80	5384	1	5385			
112									

TABLE 7
AIRCRAFT DEPARTURES SCHEDULED AND AIRCRAFT DEPARTURES PERFORMED,
BY TYPE OF OPERATION, BY AIRCRAFT TYPE, BY COMMUNITY, AND BY CARRIER

12 MONTHS ENDED DECEMBER 31, 1985

Line No.	Area, state or country Community (Airport name)	Carrier and type of operation	Type of aircraft	Total departures performed: Scheduled service	Total departures performed: Nonscheduled service	Total departures performed: All services	Departures scheduled	Scheduled departures completed: Number	Scheduled departures completed: Percent of departures scheduled
	1	2	3	4	5	6	7	8	9
1	AIRPORT TOTAL	DOMESTIC	(CONT.)						
2			B-737-100/200	7324		7324			
3			*B-747	2		2			
4			L-1011/100/20		21	21			
5			B-737-300	563		563			
6			DC-10-40	1		1			
7			B-747-200	1		1			
8			DC-9-30	746		746			
9			BAE-146-1	1		1			
10			BAE-146-2	1336		1336			
11			F-28-4000/600	16		16			
12			BAC-111-200	198		198			
13			DC-9-10	172		172			
14			DC-10-10	56	3	59			
15			DC-8-71	13		13			
16			B-767-200	253		253			
17			ALL TYPES	21873	27	21900	22528	21740	96.50
18									
19		INTERNATIONAL	B-747SP	1		1			
20			B-747	1		1			
21			ALL TYPES	2		2			
22									
23		TOTAL	B-727-100	978	1	979			
24			B-727-200	4829	1	4830			
25			DC-9-80	5384	1	5385			
26			B-737-100/200	7324		7324			
27			*B-747	2		2			
28			L-1011/100/20		21	21			
29			B-737-300	563		563			
30			DC-10-40	1		1			
31			B-747-200	1		1			
32			B-747SP	1		1			
33			B-747	1		1			
34			DC-9-30	746		746			
35			BAE-146-1	1		1			
36			BAE-146-2	1336		1336			
37			F-28-4000/600	16		16			
38			BAC-111-200	198		198			
39			DC-9-10	172		172			
40			DC-10-10	56	3	59			
41			DC-8-71	13		13			
42			B-767-200	253		253			
43			ALL TYPES	21875	27	21902	22528	21740	96.50
44									
45	COMMUNITY TOTAL BY CARRIER	AA---DOMESTIC	DC-9-80	1365		1365			
46			B-727-100	559		559			
47			B-727-200	1443		1443			
48			ALL TYPES	3367		3367	3467	3367	97.11
49									
50		BA---DOMESTIC	B-727-200	1		1			
51			ALL TYPES	1		1			
52									
53		CC---DOMESTIC	B-727-200	1		1			
54			ALL TYPES	1		1			
55									
56		EA---DOMESTIC	B-727-200	1		1			
57			ALL TYPES	1		1			
58									
59		FL---DOMESTIC	B-737-100/200	1353		1353			
60			DC-9-80	59		59			
61			ALL TYPES	1412		1412	1463	1410	96.37
62									
63		FT---DOMESTIC	*B-747	2		2			
64			ALL TYPES	2		2			
65									
66		HA---DOMESTIC	DC-9-80	8		8			
67			L-1011/100/20		21	21			
68			ALL TYPES	8	21	29			
69									
70		HP---DOMESTIC	B-737-300	1		1			
71			B-737-100/200	868		868			
72			ALL TYPES	869		869	889	869	97.75
73									
74		NA---DOMESTIC	B-727-200	1		1			
75			DC-10-40	1		1			
76			ALL TYPES	2		2			
77									
78		CO---DOMESTIC	B-737-300	562		562			
79			B-737-100/200	2997		2997			
80			DC-9-80	380		380			
81			ALL TYPES	3939		3939	4149	3904	94.09
82									
83		PA---DOMESTIC	B-727-200	1		1			
84			B-747-200	1		1			
85			ALL TYPES	2		2			
86									
87		PA---INTERNATIONAL	B-747	1		1			
88			B-747SP	1		1			
89			ALL TYPES	2		2			
90									
91		PA---TOTAL	B-727-200	1		1			
92			B-747	1		1			
93			B-747-200	1		1			
94			B-747SP	1		1			
95			ALL TYPES	4		4			
96									
97		PS---DOMESTIC	DC-9-30	691		691			
98			DC-9-80	3324	1	3330			
99			BAE-146-1	1		1			
100			BAE-146-2	1336		1336			
101			ALL TYPES	5357	1	5358	5481	5342	97.46
102									
103		CR---DOMESTIC	F-28-4000/600	16		16			
104			BAC-111-200	198		198			
105			ALL TYPES	214		214	221	214	96.83
106									
107		RC---DOMESTIC	DC-9-10	172		172			
108			DC-9-30	55		55			
109			DC-9-80	243		243			
110			B-727-200	438		438			
111			ALL TYPES	908		908	941	891	94.68
112									

TABLE 7
AIRCRAFT DEPARTURES SCHEDULED AND AIRCRAFT DEPARTURES PERFORMED,
BY TYPE OF OPERATION, BY AIRCRAFT TYPE, BY COMMUNITY, AND BY CARRIER

12 MONTHS ENDED DECEMBER 31, 1985

Line No.	Area, state or country Community (Airport name)	Carrier and type of operation	Type of aircraft	Total departures performed: Scheduled service	Nonscheduled service	All services	Departures scheduled	Scheduled departures completed: Number	Percent of departures scheduled
	1	2	3	4	5	6	7	8	9
1	COMMUNITY TOTAL BY CARRIER	(CONT.)							
2		UA---DOMESTIC	B-737-100/200	860		860			
3			B-767-200	253		253			
4			B-727-100	419	1	420			
5			B-727-200	1471		1471			
6			DC-10-10	56	3	59			
7			DC-8-71	13		13			
8			ALL TYPES	3072	4	3076	3144	3042	96.75
9		WA---DOMESTIC	B-737-100/200	1246		1246			
10			B-727-200	1472	1	1473			
11			ALL TYPES	2718	1	2719	2773	2701	97.40
12									
13		WC---DOMESTIC	DC-10-30	1		1			
14			ALL TYPES	1		1			
15									
16	COMMUNITY TOTAL	DOMESTIC	DC-10-30	1		1			
17			B-727-100	978	1	979			
18			B-727-200	4829	1	4830			
19			DC-9-80	5384	1	5385			
20			B-737-100/200	7324		7324			
21			*B-747	2		2			
22			L-1011/100/20		21	21			
23			B-737-300	563		563			
24			DC-10-40	1		1			
25			B-747-200	1		1			
26			DC-9-30	746		746			
27			BAE-146-1	1		1			
28			BAE-146-2	1336		1336			
29			F-28-4000/600	16		16			
30			BAC-111-200	198		198			
31			DC-9-10	172		172			
32			DC-10-10	56	3	59			
33			DC-8-71	13		13			
34			B-767-200	253		253			
35			ALL TYPES	21874	27	21901	22528	21740	96.50
36									
37		INTERNATIONAL	B-747SP	1		1			
38			B-747	1		1			
39			ALL TYPES	2		2			
40									
41		TOTAL	DC-10-30	1		1			
42			B-727-100	978	1	979			
43			B-727-200	4829	1	4830			
44			DC-9-80	5384	1	5385			
45			B-737-100/200	7324		7324			
46			*B-747	2		2			
47			L-1011/100/20		21	21			
48			B-737-300	563		563			
49			DC-10-40	1		1			
50			B-747-200	1		1			
51			B-747SP	1		1			
52			B-747	1		1			
53			DC-9-30	746		746			
54			BAE-146-1	1		1			
55			BAE-146-2	1336		1336			
56			F-28-4000/600	16		16			
57			BAC-111-200	198		198			
58			DC-9-10	172		172			
59			DC-10-10	56	3	59			
60			DC-8-71	13		13			
61			B-767-200	253		253			
62			ALL TYPES	21876	27	21903	22528	21740	96.50
63									
64	SALINAS/MONTEREY (PENINSULA)								
65		UA---DOMESTIC	B-737-100/200	1227		1227			
66			B-727-100	681	1	682			
67			B-727-200	702	2	704			
68			ALL TYPES	2610	3	2613	2651	2601	98.11
69									
70	SAN DIEGO (SAN DIEGO INTNL-LINDBERGH FLD)								
71		AA---DOMESTIC	B-727-100	203		203			
72			B-727-200	3788	1	3789			
73			DC-10-10	349		349			
74			B-767-200	783		783			
75			DC-9-80	554		554			
76			ALL TYPES	5677	1	5678	5732	5677	99.04
77									
78		IL---DOMESTIC	B-727-200	725		725			
79			B-737-300	1		1			
80			ALL TYPES	726		726	729	726	99.58
81									
82		CC---DOMESTIC	B-727-200	1373		1373			
83			B-727-100	208		208			
84			DC-9-30	75		75			
85			DC-9-80	516		516			
86			DC-9-10	187		187			
87			B-737-300	158		158			
88			ALL TYPES	2517		2517	2554	2516	98.51
89									
90		DL---DOMESTIC	B-727-200	2178		2178			
91			B-767-200	359		359			
92			DC-9-30		2	2			
93			B-737-100/200	1	3	4			
94			B-757-200	3		3			
95			ALL TYPES	2541	5	2546	2548	2538	99.60
96									
97		EA---DOMESTIC	B-727-200	387		387			
98			B-727-100	688		688			
99			B-757-200	926		926			
100			L-1011/100/20	223		223			
101			A-300-84	24		24			
102			ALL TYPES	2248		2248	2333	2238	95.92
103									
104		FL---DOMESTIC	B-737-100/200	1253	1	1254			
105			DC-9-80	402	31	433			
106			ALL TYPES	1655	32	1687	1669	1652	98.98
107									
108		HP---DOMESTIC	B-737-100/200	2456		2456			
109			B-737-300	2		2			
110			ALL TYPES	2458		2458	2460	2435	98.98
111									
112									

TABLE 7
AIRCRAFT DEPARTURES SCHEDULED AND AIRCRAFT DEPARTURES PERFORMED,
BY TYPE OF OPERATION, BY AIRCRAFT TYPE, BY COMMUNITY, AND BY CARRIER

12 MONTHS ENDED DECEMBER 31, 1985

Line No.	Area, state or country Community (Airport name)	Carrier and type of operation	Type of aircraft	Total departures performed: Scheduled service	Total departures performed: Nonscheduled service	Total departures performed: All services	Departures scheduled	Scheduled departures completed: Number	Scheduled departures completed: Percent of departures scheduled
	1	2	3	4	5	6	7	8	9
1	SAN DIEGO INTNL-LINDBERGH FLD	(CONT.)							
2		MC---DOMESTIC	DC-9-80	287		287			
3			DC-9-50	4		4			
4			ALL TYPES	291		291	301	291	96.67
5		NA---DOMESTIC	B-727-100	1		1			
6			B-727-200	750		750			
7			DC-10-40	328		328			
8			B-757-200	102		102			
9			ALL TYPES	1181		1181	1198	1180	98.49
10		C2---DOMESTIC	DC-9-30	397	10	407			
11			DC-9-40	31	1	32			
12			DC-9-80	241	1	242			
13			ALL TYPES	669	12	681	669	667	99.70
14		PE---DOMESTIC	B-727-200	217		217			
15			ALL TYPES	217		217	222	217	97.74
16		PS---DOMESTIC	DC-9-80	9489	55	9544			
17			DC-9-30	517		517			
18			BAE-146-2	1148	2	1150			
19			ALL TYPES	11154	57	11211	11270	11097	98.46
20		RC---DOMESTIC	DC-9-50	4	1	5			
21			DC-9-30	1237		1237			
22			B-727-200	459		459			
23			DC-9-80	167	1	168			
24			ALL TYPES	1867	2	1869	1886	1860	98.62
25		TW---DOMESTIC	B-727-200	767	1	768			
26			B-727-100	372		372			
27			B-767-200	108		108			
28			DC-9-80	138		138			
29			L-1011/100/20	537		537			
30			ALL TYPES	1922	1	1923	1944	1921	98.81
31		UA---DOMESTIC	B-737-100/200	242	2	244			
32			B-727-100	67	1	68			
33			B-727-200	3521	20	3541			
34			DC-10-10	8	1	9			
35			DC-8-71	517	1	518			
36			B-767-200	405	1	406			
37			B-747	217		217			
38			ALL TYPES	4977	26	5003	5112	4974	97.30
39		WA---DOMESTIC	B-737-100/200	446		446			
40			B-727-200	2880		2880			
41			DC-10-10	125		125			
42			B-737-300	2		2			
43			ALL TYPES	3453		3453	3517	3445	97.95
44		WA---INTERNATIONAL	B-727-200	14		14			
45			ALL TYPES	14		14	18	13	72.22
46		WA---TOTAL	B-737-100/200	446		446			
47			B-727-200	2894		2894			
48			DC-10-10	125		125			
49			B-737-300	2		2			
50			ALL TYPES	3467		3467	3535	3458	97.82
51		WA---DOMESTIC	B-737-100/200	5045	1	5046			
52			B-727-200	309		309			
53			B-737-300	432	1	433			
54			ALL TYPES	5786	2	5788	5820	5786	99.41
55	COMMUNITY TOTAL	DOMESTIC	B-727-100	1539	1	1540			
56			B-727-200	17354	22	17376			
57			DC-10-10	482	1	483			
58			B-767-200	1655	1	1656			
59			DC-9-80	11794	88	11882			
60			B-737-300	555	1	556			
61			DC-9-30	2226	12	2238			
62			DC-9-10	187		187			
63			B-737-100/200	9443	7	9450			
64			B-757-200	1031		1031			
65			L-1011/100/20	760		760			
66			A-300-84	24		24			
67			DC-9-50	8	1	9			
68			DC-10-40	328		328			
69			DC-9-40	31	1	32			
70			BAE-146-2	1148	2	1150			
71			DC-8-71	517	1	518			
72			B-747	217		217			
73			ALL TYPES	49339	138	49477	49964	49220	98.51
74		INTERNATIONAL	B-727-200	14		14			
75			ALL TYPES	14		14	18	13	72.22
76		TOTAL	B-727-100	1539	1	1540			
77			B-727-200	17368	22	17390			
78			DC-10-10	482	1	483			
79			B-767-200	1655	1	1656			
80			DC-9-80	11794	88	11882			
81			B-737-300	555	1	556			
82			DC-9-30	2226	12	2238			
83			DC-9-10	187		187			
84			B-737-100/200	9443	7	9450			
85			B-757-200	1031		1031			
86			L-1011/100/20	760		760			
87			A-300-84	24		24			
88			DC-9-50	8	1	9			
89			DC-10-40	328		328			
90			DC-9-40	31	1	32			
91			BAE-146-2	1148	2	1150			
92			DC-8-71	517	1	518			
93			B-747	217		217			
94			ALL TYPES	49353	138	49491	49982	49233	98.50
95	SAN FRANCISCO/OAKLAND (OAKLAND METROPOLITAN INTL)	AA---DOMESTIC	B-727-100	204		204			
96			B-727-200	1014		1014			

TABLE 7
AIRCRAFT DEPARTURES SCHEDULED AND AIRCRAFT DEPARTURES PERFORMED,
BY TYPE OF OPERATION, BY AIRCRAFT TYPE, BY COMMUNITY, AND BY CARRIER

12 MONTHS ENDED DECEMBER 31, 1985

Line No.	Area, state or country Community (Airport name)	Carrier and type of operation	Type of aircraft	Total departures performed: Scheduled service	Total departures performed: Nonscheduled service	Total departures performed: All services	Departures scheduled	Scheduled departures completed: Number	Scheduled departures completed: Percent of departures scheduled
	1	2	3	4	5	6	7	8	9
1	OAKLAND METROPOLITAN INTL	AA---DOMESTIC	(CONT.)						
2			DC-9-80	1250		1250			
3			ALL TYPES	2508		2508	2571	2508	97.54
4		AS---DOMESTIC	B-727-100	542		542			
5			B-727-200	1457	4	1461			
6			B-737-100/200	276	1	277			
7			DC-9-80	132		132			
8			ALL TYPES	2407	5	2412	2727	2401	88.04
9		CO---DOMESTIC	B-727-200	4		4			
10			B-727-100	48		48			
11			B-737-300	30		30			
12			ALL TYPES	82		82	82	81	98.78
13		DL---DOMESTIC	B-727-200	1	1	2			
14			ALL TYPES	1	1	2			
15		FL---DOMESTIC	B-737-100/200	1468	2	1470			
16			ALL TYPES	1468	2	1470	1491	1458	97.78
17		FT---DOMESTIC	*B-747	1		1			
18			ALL TYPES	1		1			
19		HP---DOMESTIC	B-737-100/200	2484		2484			
20			B-737-300	1		1			
21			ALL TYPES	2485		2485	2468	2446	99.10
22		JR---DOMESTIC	DC-9-10	615		615			
23			B-737-300	166		166			
24			ALL TYPES	781		781	783	778	99.36
25		NW---DOMESTIC	B-727-200	2		2			
26			ALL TYPES	2		2			
27		OO---DOMESTIC	B-737-100/200	5806	3	5809			
28			DC-9-80	1231	8	1239			
29			B-737-300	942	2	944			
30			ALL TYPES	7979	13	7992	8228	7774	94.48
31		PE---DOMESTIC	B-747-200	478		478			
32			ALL TYPES	478		478	507	478	94.28
33		PS---DOMESTIC	DC-9-80	3514		3514			
34			DC-9-30	643		643			
35			BAE-146-2	2405		2405			
36			BAE-146-1	4		4			
37			ALL TYPES	6566		6566	6739	6550	97.19
38		SI---DOMESTIC	DC-9-80	445		445			
39			ALL TYPES	445		445	450	445	98.88
40		TW---DOMESTIC	B-727-100	72		72			
41			B-727-200	1		1			
42			ALL TYPES	73		73	78	73	93.58
43		UA---DOMESTIC	B-737-100/200	5		5			
44			B-727-100	1323	4	1327			
45			B-727-200	484	6	490			
46			DC-10-10	2		2			
47			B-747		1	1			
48			DC-8-71	298		298			
49			ALL TYPES	2112	11	2123	2115	2055	97.16
50		WA---DOMESTIC	B-737-100/200	1031	1	1032			
51			B-727-200	107	2	109			
52			ALL TYPES	1138	3	1141	1153	1129	97.91
53		WL---DOMESTIC	DC-10-30	916	11	927			
54			DC-10-10	544		544			
55			B-727-100	126		126			
56			ALL TYPES	1586	11	1597	1687	1540	91.28
57	AIRPORT TOTAL	DOMESTIC	B-727-100	2315	4	2319			
58			B-727-200	3070	13	3083			
59			DC-9-80	6612	8	6620			
60			B-737-100/200	11070	7	11077			
61			B-737-300	1139	2	1141			
62			*B-747	1		1			
63			DC-9-10	615		615			
64			B-747-200	478		478			
65			DC-9-30	643		643			
66			BAE-146-2	2405		2405			
67			BAE-146-1	4		4			
68			DC-10-10	546		546			
69			B-747		1	1			
70			DC-8-71	298		298			
71			DC-10-30	916	11	927			
72			ALL TYPES	30112	46	30158	31079	29716	95.61
73	(SAN FRANCISCO INTL)	AA---DOMESTIC	B-727-100	12		12			
74			B-727-200	2243	2	2245			
75			DC-10-10	2115		2115			
76			B-767-200	1573		1573			
77			DC-9-80	3		3			
78			DC-10-30	63		63			
79			ALL TYPES	6009	2	6011	6070	6007	98.96
80		AL---DOMESTIC	B-727-200	1273		1273			
81			B-737-300	298		298			
82			ALL TYPES	1571		1571	1579	1570	99.43
83		AS---DOMESTIC	B-727-100	152		152			
84			B-727-200	1886	1	1887			
85			DC-9-80	157		157			
86			B-737-100/200	1		1			
87			ALL TYPES	2196	1	2197	2216	2142	96.66
88		BR---DOMESTIC	B-727-200	717	6	723			
89			*B-727-200		107	107			
90			ALL TYPES	717	113	830	719	716	99.58

TABLE 7
AIRCRAFT DEPARTURES SCHEDULED AND AIRCRAFT DEPARTURES PERFORMED,
BY TYPE OF OPERATION, BY AIRCRAFT TYPE, BY COMMUNITY, AND BY CARRIER

12 MONTHS ENDED DECEMBER 31, 1985

Line No.	Area, state or country Community (Airport name)	Carrier and type of operation	Type of aircraft	Total departures performed: Scheduled service	Total departures performed: Nonscheduled service	Total departures performed: All services	Departures scheduled	Scheduled departures completed: Number	Scheduled departures completed: Percent of departures scheduled
	1	2	3	4	5	6	7	8	9
1	SAN FRANCISCO INTL	(CONT.)							
2		CO---DOMESTIC	B-727-200	2470	2	2472			
3			DC-10-10	575		575			
4			B-727-100	246		246			
5			DC-10-30	285		285			
6			DC-9-80	76		76			
7			B-737-300	126		126			
8			ALL TYPES	3778	2	3780	3839	3759	97.91
9		DL---DOMESTIC	L-1011/100/20	1561		1561			
10			B-727-200	1311	1	1312			
11			DC-9-30		1	1			
12			B-767-200	789		789			
13			B-737-100/200		4	4			
14			DC-8-71	4		4			
15			ALL TYPES	3665	6	3671	3675	3662	99.64
16									
17		EA---DOMESTIC	L-1011/100/20	99		99			
18			A-300-B4	1611		1611			
19			B-727-100	384		384			
20			B-727-200	1078	1	1079			
21			B-757-200	419	2	421			
22			ALL TYPES	3591	3	3594	3674	3583	97.52
23									
24		EZ---DOMESTIC	*B-727-100	585		585			
25			ALL TYPES	585		585	637	585	91.83
26									
27		FH---DOMESTIC	B-727-100	27		27			
28			ALL TYPES	27		27	27	27	100.00
29									
30		FL---DOMESTIC	B-737-100/200	487		487			
31			B-727-100	212		212			
32			DC-9-80		8	8			
33			ALL TYPES	699	8	707	705	698	99.00
34									
35		FT---DOMESTIC	*B-747	448		448			
36			*B-747F	648	1	649			
37			*B-727-100	1		1			
38			ALL TYPES	1097	1	1098	1276	1039	81.42
39									
40		FT---INTERNATIONAL	*B-747	12	1	13			
41			*B-747F	22	3	25			
42			ALL TYPES	34	4	38	26	16	61.53
43									
44		FT---TOTAL	*B-747	460	1	461			
45			*B-747F	670	4	674			
46			*B-727-100	1		1			
47			ALL TYPES	1131	5	1136	1302	1055	81.02
48									
49		NW---DOMESTIC	B-727-200	1657		1657			
50			DC-10-40	1022		1022			
51			B-747	395		395			
52			*B-747F	277		277			
53			B-727-100	1		1			
54			B-757-200	12		12			
55			ALL TYPES	3364		3364	3401	3356	98.67
56									
57		NW---INTERNATIONAL	*B-747F	114		114			
58			B-747	303	54	357			
59			ALL TYPES	417	54	471	416	413	99.27
60									
61		NW---TOTAL	B-727-200	1657		1657			
62			DC-10-40	1022		1022			
63			B-747	698	54	752			
64			*B-747F	391		391			
65			B-727-100	1		1			
66			B-757-200	12		12			
67			ALL TYPES	3781	54	3835	3817	3769	98.74
68									
69		CO---DOMESTIC	B-737-100/200	11409	16	11425			
70			DC-9-80	1719	38	1757			
71			B-737-300	1020	3	1023			
72			ALL TYPES	14148	57	14205	14502	13862	95.58
73									
74		PA---DOMESTIC	B-747	359	1	360			
75			B-747SP	432		432			
76			B-727-200	663	1	664			
77			L-1011-500 TK	24	1	25			
78			B-747-200	350	1	351			
79			A-300-B4	145		145			
80			ALL TYPES	1973	4	1977	2102	1946	92.57
81									
82		PA---INTERNATIONAL	B-747	499		499			
83			B-747-200	170		170			
84			B-747SP	324		324			
85			ALL TYPES	993		993	1034	976	94.39
86									
87		PA---TOTAL	B-747	858	1	859			
88			B-747SP	756		756			
89			B-727-200	663	1	664			
90			L-1011-500 TK	24	1	25			
91			B-747-200	520	1	521			
92			A-300-B4	145		145			
93			ALL TYPES	2966	4	2970	3136	2922	93.17
94									
95		PE---DOMESTIC	B-747-200	96		96			
96			ALL TYPES	96		96	96	96	100.00
97									
98		PE---INTERNATIONAL	B-747-200	6		6			
99			ALL TYPES	6		6	6	6	100.00
100									
101		PE---TOTAL	B-747-200	102		102			
102			ALL TYPES	102		102	102	102	100.00
103									
104		PI---DOMESTIC	B-727-200	728		728			
105			ALL TYPES	728		728	729	728	99.86
106									
107		PS---DOMESTIC	DC-9-80	18550	91	18641			
108			DC-9-30	2458		2458			
109			BAE-146-2	3055	1	3056			
110			BAE-146-1	244		244			
111			ALL TYPES	24307	92	24399	24708	23876	96.63
112									

TABLE 7
AIRCRAFT DEPARTURES SCHEDULED AND AIRCRAFT DEPARTURES PERFORMED,
BY TYPE OF OPERATION, BY AIRCRAFT TYPE, BY COMMUNITY, AND BY CARRIER

12 MONTHS ENDED DECEMBER 31, 1985

Line No.	Area, state or country Community (Airport name)	Carrier and type of operation	Type of aircraft	Total departures performed: Scheduled service	Nonscheduled service	All services	Departures scheduled	Scheduled departures completed: Number	Percent of departures scheduled
	1	2	3	4	5	6	7	8	9
1	SAN FRANCISCO INTL	(CONT.)							
2		QX---DOMESTIC	DC-9-30	2		2			
3			F-27 SERIES	598		598			
4			SWEAR-METRO I	1		1			
5			F-28-4000/600	277		277			
6			CV-580	29		29			
7			ALL TYPES	907		907	940	906	96.38
8		RC---DOMESTIC	DC-9-10	2		2			
9			DC-9-30	236	3	239			
10			B-727-200	2496		2496			
11			DC-9-80	735		735			
12			ALL TYPES	3469	3	3472	3530	3452	97.79
13		TW---DOMESTIC	B-727-100	28		28			
14			B-727-200	1120	2	1122			
15			L-1011/100/20	2576		2576			
16			B-747	215		215			
17			B-767-200	305		305			
18			ALL TYPES	4244	2	4246	4290	4241	98.85
19		UA---DOMESTIC	B-737-100/200	16069	5	16074			
20			B-727-100	2462	14	2476			
21			B-727-200	11418	22	11440			
22			DC-10-10	4111	13	4124			
23			B-747	741	4	745			
24			DC-8-71	2012	13	2025			
25			B-767-200	1676	2	1676			
26			DC-10-30	34		34			
27			ALL TYPES	38523	73	38596	39653	38426	96.90
28		WA---DOMESTIC	B-737-100/200	323		323			
29			B-727-200	3803	1	3804			
30			DC-10-10	1104	1	1105			
31			B-737-300	4		4			
32			ALL TYPES	5234	2	5236	5346	5212	97.49
33		WN---DOMESTIC	B-737-100/200	1963		1963			
34			B-737-300	68		68			
35			B-727-200	133		133			
36			ALL TYPES	2164		2164	2179	2164	99.31
37		WC---DOMESTIC	DC-10-10	98		98			
38			DC-10-30	79		79			
39			B-727-100	85		85			
40			ALL TYPES	262		262	256	254	99.21
41	AIRPORT TOTAL	DOMESTIC	B-727-100	3609	14	3623			
42			B-727-200	32996	39	33035			
43			DC-10-10	8003	14	8017			
44			B-767-200	4343	2	4345			
45			DC-9-80	21240	137	21377			
46			DC-10-30	461		461			
47			B-737-300	1516	3	1519			
48			B-737-100/200	30252	25	30277			
49			*B-727-200		107	107			
50			L-1011/100/20	4236		4236			
51			DC-9-30	2696	4	2700			
52			DC-8-71	2016	13	2029			
53			A-300-84	1756		1756			
54			B-757-200	431	2	433			
55			*B-727-100	586		586			
56			*B-747	448		448			
57			*B-747F	925	1	926			
58			DC-10-40	1022		1022			
59			B-747	1710	5	1715			
60			B-747SP	432		432			
61			L-1011-500 TR	24	1	25			
62			B-747-200	446	1	447			
63			BAE-146-2	3055	1	3056			
64			BAE-146-1	244		244			
65			F-27 SERIES	598		598			
66			SWEAR-METRO I	1		1			
67			F-28-4000/600	277		277			
68			CV-580	29		29			
69			DC-9-10	2		2			
70			ALL TYPES	123354	369	123723	126149	122307	96.95
71		INTERNATIONAL	*B-747	12	1	13			
72			*B-747F	136	3	139			
73			B-747	802	54	856			
74			B-747-200	176		176			
75			B-747SP	324		324			
76			ALL TYPES	1450	58	1508	1482	1411	95.20
77		TOTAL	B-727-100	3609	14	3623			
78			B-727-200	32996	39	33035			
79			DC-10-10	8003	14	8017			
80			B-767-200	4343	2	4345			
81			DC-9-80	21240	137	21377			
82			DC-10-30	461		461			
83			B-737-300	1516	3	1519			
84			B-737-100/200	30252	25	30277			
85			*B-727-200		107	107			
86			L-1011/100/20	4236		4236			
87			DC-9-30	2696	4	2700			
88			DC-8-71	2016	13	2029			
89			A-300-84	1756		1756			
90			B-757-200	431	2	433			
91			*B-727-100	586		586			
92			*B-747	460	1	461			
93			*B-747F	1061	4	1065			
94			DC-10-40	1022		1022			
95			B-747	2512	59	2571			
96			B-747SP	756		756			
97			L-1011-500 TR	24	1	25			
98			B-747-200	622	1	623			
99			BAE-146-2	3055	1	3056			
100			BAE-146-1	244		244			
101			F-27 SERIES	598		598			
102			SWEAR-METRO I	1		1			
103			F-28-4000/600	277		277			
104									
105									
106									
107									
108									
109									
110									
111									
112									

TABLE 7
AIRCRAFT DEPARTURES SCHEDULED AND AIRCRAFT DEPARTURES PERFORMED, BY TYPE OF OPERATION, BY AIRCRAFT TYPE, BY COMMUNITY, AND BY CARRIER

12 MONTHS ENDED DECEMBER 31, 1985

Line No.	Area, state or country Community (Airport name)	Carrier and type of operation	Type of aircraft	Total departures performed: Scheduled service	Total departures performed: Nonscheduled service	Total departures performed: All services	Departures scheduled	Scheduled departures completed: Number	Scheduled departures completed: Percent of departures scheduled
	1	2	3	4	5	6	7	8	9
1	AIRPORT TOTAL	TOTAL	(CONT.)						
2			CV-580	29		29			
3			DC-9-10	2		2			
4			ALL TYPES	124804	427	125231	127631	123718	96.93
5	COMMUNITY TOTAL BY CARRIER	AA---DOMESTIC	B-767-200	1573		1573			
6			DC-9-80	1293		1293			
7			B-727-100	216		216			
8			B-727-200	3257	2	3259			
9			DC-10-10	2115		2115			
10			DC-10-30	63		63			
11			ALL TYPES	8517	2	8519	8641	8515	98.54
12		AL---DOMESTIC	B-737-300	298		298			
13			B-727-200	1273		1273			
14			ALL TYPES	1571		1571	1579	1570	99.43
15		AS---DOMESTIC	B-737-100/200	277	1	278			
16			DC-9-80	289		289			
17			B-727-100	694		694			
18			B-727-200	3343	5	3348			
19			ALL TYPES	4603	6	4609	4943	4543	91.90
20		BN---DOMESTIC	B-727-200	717	6	723			
21			*B-727-200		107	107			
22			ALL TYPES	717	113	830	719	716	99.58
23		CO---DOMESTIC	B-737-300	156		156			
24			DC-9-80	76		76			
25			B-727-100	294		294			
26			B-727-200	2474	2	2476			
27			DC-10-10	575		575			
28			DC-10-30	285		285			
29			ALL TYPES	3860	2	3862	3921	3840	97.93
30		DL---DOMESTIC	B-737-100/200		4	4			
31			B-767-200	789		789			
32			DC-9-30		1	1			
33			B-727-200	1312	2	1314			
34			L-1011/100/20	1561		1561			
35			DC-8-71	4		4			
36			ALL TYPES	3666	7	3673	3675	3662	99.64
37		EA---DOMESTIC	B-757-200	419	2	421			
38			A-300-84	1611		1611			
39			B-727-100	384		384			
40			B-727-200	1076	1	1079			
41			L-1011/100/20	99		99			
42			ALL TYPES	3591	3	3594	3674	3583	97.52
43		E2---DOMESTIC	*B-727-100	585		585			
44			ALL TYPES	585		585	637	585	91.83
45		FH---DOMESTIC	B-727-100	27		27			
46			ALL TYPES	27		27	27	27	100.00
47		FL---DOMESTIC	B-737-100/200	1955	2	1957			
48			DC-9-80		8	8			
49			B-727-100	212		212			
50			ALL TYPES	2167	10	2177	2196	2156	98.17
51		FT---DOMESTIC	*B-727-100	1		1			
52			*B-747	449		449			
53			*B-747F	648	1	649			
54			ALL TYPES	1098	1	1099	1276	1039	81.42
55		FT---INTERNATIONAL	*B-747	12	1	13			
56			*B-747F	22	3	25			
57			ALL TYPES	34	4	38	26	16	61.53
58		FT---TOTAL	*B-727-100	1		1			
59			*B-747	461	1	462			
60			*B-747F	670	4	674			
61			ALL TYPES	1132	5	1137	1302	1055	81.02
62		HF---DOMESTIC	B-737-300	1		1			
63			B-737-100/200	2484		2484			
64			ALL TYPES	2485		2485	2468	2446	99.10
65		JR---DOMESTIC	B-737-300	166		166			
66			DC-9-10	615		615			
67			ALL TYPES	781		781	783	778	99.36
68		NW---DOMESTIC	B-757-200	12		12			
69			B-727-100	1		1			
70			B-727-200	1659		1659			
71			DC-10-40	1022		1022			
72			B-747	395		395			
73			*B-747F	277		277			
74			ALL TYPES	3366		3366	3401	3356	98.67
75		NW---INTERNATIONAL	B-747	303	54	357			
76			*B-747F	114		114			
77			ALL TYPES	417	54	471	416	413	99.27
78		NW---TOTAL	B-757-200	12		12			
79			B-727-100	1		1			
80			B-727-200	1659		1659			
81			DC-10-40	1022		1022			
82			B-747	698	54	752			
83			*B-747F	391		391			
84			ALL TYPES	3783	54	3837	3817	3769	98.74
85		OO---DOMESTIC	B-737-300	1962	5	1967			
86			B-737-100/200	17215	19	17234			
87			DC-9-80	2950	46	2996			
88			ALL TYPES	22127	70	22197	22730	21636	95.18
89		PA---DOMESTIC	A-300-84	145		145			
90			B-727-200	663	1	664			
91			L-1011-500 TR	24	1	25			
92			B-747	359	1	360			

TABLE 7
AIRCRAFT DEPARTURES SCHEDULED AND AIRCRAFT DEPARTURES PERFORMED,
BY TYPE OF OPERATION, BY AIRCRAFT TYPE, BY COMMUNITY, AND BY CARRIER

12 MONTHS ENDED DECEMBER 31, 1985

Line No.	Area, state or country Community (Airport name)	Carrier and type of operation	Type of aircraft	Total departures performed: Scheduled service	Total departures performed: Nonscheduled service	Total departures performed: All services	Departures scheduled	Scheduled departures completed: Number	Scheduled departures completed: Percent of departures scheduled
	1	2	3	4	5	6	7	8	9
1	COMMUNITY TOTAL BY CARRIER	PA---DOMESTIC	(CONT.)						
2			B-747-200	350	1	351			
3			B-747SP	432		432			
4			ALL TYPES	1973	4	1977	2102	1946	92.57
5		PA---INTERNATIONAL	B-747	499		499			
6			B-747-200	170		170			
7			B-747SP	324		324			
8			ALL TYPES	993		993	1034	976	94.39
9		PA---TOTAL	A-300-B4	145		145			
10			B-727-200	663	1	664			
11			L-1011-500 TR	24	1	25			
12			B-747	858	1	859			
13			B-747-200	520	1	521			
14			B-747SP	756		756			
15			ALL TYPES	2966	4	2970	3136	2922	93.17
16		PE---DOMESTIC	B-747-200	574		574			
17			ALL TYPES	574		574	603	574	95.19
18		PE---INTERNATIONAL	B-747-200	6		6			
19			ALL TYPES	6		6	6	6	100.00
20		PE---TOTAL	B-747-200	580		580			
21			ALL TYPES	580		580	609	580	95.23
22		PI---DOMESTIC	B-727-200	728		728			
23			ALL TYPES	728		728	729	728	99.86
24		PS---DOMESTIC	DC-9-30	3101		3101			
25			DC-9-80	22064	91	22155			
26			BAE-146-1	248		248			
27			BAE-146-2	5460	1	5461			
28			ALL TYPES	30873	92	30965	31447	30426	96.75
29		CR---DOMESTIC	CV-580	29		29			
30			F-27 SERIES	558		558			
31			SWEAR-METRO I	1		1			
32			F-28-4000/6000	277		277			
33			DC-9-30	2		2			
34			ALL TYPES	907		907	940	906	96.38
35		RC---DOMESTIC	DC-9-10	2		2			
36			DC-9-30	236	3	239			
37			DC-9-80	735		735			
38			B-727-200	2496		2496			
39			ALL TYPES	3469	3	3472	3530	3452	97.79
40		SI---DOMESTIC	DC-9-80	445		445			
41			ALL TYPES	445		445	450	445	98.88
42		TB---DOMESTIC	B-767-200	305		305			
43			B-727-100	100		100			
44			B-727-200	1121	2	1123			
45			L-1011/100/20	2576		2576			
46			B-747	215		215			
47			ALL TYPES	4317	2	4319	4368	4314	98.76
48		UA---DOMESTIC	B-737-100/200	16074	5	16079			
49			B-767-200	1676	2	1678			
50			B-727-100	3785	18	3803			
51			B-727-200	11902	28	11930			
52			DC-10-10	4113	13	4126			
53			DC-10-30	34		34			
54			B-747	741	5	746			
55			DC-8-71	2310	13	2323			
56			ALL TYPES	40635	84	40719	41768	40481	96.91
57		WA---DOMESTIC	B-737-300	4		4			
58			B-737-100/200	1354	1	1355			
59			B-727-200	3910	3	3913			
60			DC-10-10	1104	1	1105			
61			ALL TYPES	6372	5	6377	6499	6341	97.56
62		WN---DOMESTIC	B-737-300	68		68			
63			B-737-100/200	1963		1963			
64			B-727-200	133		133			
65			ALL TYPES	2164		2164	2179	2164	99.31
66		WO---DOMESTIC	B-727-100	211		211			
67			DC-10-10	642		642			
68			DC-10-30	995	11	1006			
69			ALL TYPES	1848	11	1859	1943	1794	92.33
70	COMMUNITY TOTAL	DOMESTIC	B-727-100	5924	18	5942			
71			B-727-200	36066	52	36118			
72			DC-9-80	27852	145	27997			
73			B-737-100/200	41322	32	41354			
74			B-737-300	2655	5	2660			
75			*B-747	449		449			
76			DC-9-10	617		617			
77			B-747-200	924	1	925			
78			DC-9-30	3339	4	3343			
79			BAE-146-2	5460	1	5461			
80			BAE-146-1	248		248			
81			DC-10-10	8549	14	8563			
82			B-747	1710	6	1716			
83			DC-8-71	2314	13	2327			
84			DC-10-30	1377	11	1388			
85			B-767-200	4343	2	4345			
86			*B-727-200		107	107			
87			L-1011/100/20	4236		4236			
88			A-300-B4	1756		1756			
89			B-757-200	431	2	433			
90			*B-727-100	586		586			
91			*B-747F	925	1	926			
92			DC-10-40	1022		1022			
93			B-747SP	432		432			
94			L-1011-500 TR	24	1	25			
95			F-27 SERIES	558		558			
96			SWEAR-METRO I	1		1			

TABLE 7
AIRCRAFT DEPARTURES SCHEDULED AND AIRCRAFT DEPARTURES PERFORMED,
BY TYPE OF OPERATION, BY AIRCRAFT TYPE, BY COMMUNITY, AND BY CARRIER

12 MONTHS ENDED DECEMBER 31, 1985

Line No.	Area, state or country Community (Airport name)	Carrier and type of operation	Type of aircraft	Total departures performed: Scheduled service	Total departures performed: Nonscheduled service	Total departures performed: All services	Departures scheduled	Scheduled departures completed: Number	Scheduled departures completed: Percent of departures scheduled
	1	2	3	4	5	6	7	8	9
1	COMMUNITY TOTAL	DOMESTIC	(CONT.)						
2			F-28-4000/600	277		277			
3			CV-580	29		29			
4			ALL TYPES	153466	415	153881	157228	152023	96.68
5		INTERNATIONAL	*B-747	12	1	13			
6			*B-747F	136	3	139			
7			B-747	802	54	856			
8			B-747-200	176		176			
9			B-747SP	324		324			
10			ALL TYPES	1450	58	1508	1482	1411	95.20
11									
12		TOTAL	B-727-100	5924	18	5942			
13			B-727-200	36066	52	36118			
14			DC-9-80	27852	145	27997			
15			B-737-100/200	41322	32	41354			
16			B-737-300	2655	5	2660			
17			*B-747	461	1	462			
18			DC-9-10	617		617			
19			B-747-200	1100	1	1101			
20			DC-9-30	3339	4	3343			
21			BAE-146-2	5460	1	5461			
22			BAE-146-1	248		248			
23			DC-10-10	8549	14	8563			
24			B-747	2512	60	2572			
25			DC-8-71	2314	13	2327			
26			DC-10-30	1377	11	1388			
27			B-767-200	4343	2	4345			
28			*B-727-200		107	107			
29			L-1011/100/20	4236		4236			
30			A-300-84	1756		1756			
31			B-757-200	431	2	433			
32			*B-727-100	586		586			
33			*B-747F	1061	4	1065			
34			DC-10-40	1022		1022			
35			B-747SP	756		756			
36			L-1011-500 TR	24	1	25			
37			F-27 SERIES	598		598			
38			SWEAR-METRO I	1		1			
39			F-28-4000/600	277		277			
40			CV-580	29		29			
41			ALL TYPES	154916	473	155389	158710	153434	96.67
42									
43	SAN JOSE								
44	(SAN JOSE MUNI)	AA---DOMESTIC	B-727-100	462		462			
45			B-727-200	1012		1012			
46			DC-10-10	180		180			
47			DC-9-80	1427		1427			
48			ALL TYPES	3081		3081	3127	3081	96.52
49									
50		AS---DOMESTIC	B-727-100	134		134			
51			B-727-200	1559		1559			
52			B-737-100/200	356		356			
53			DC-9-80	333		333			
54			ALL TYPES	2382		2382	2516	2375	94.39
55									
56		CC---DOMESTIC	B-727-200	496		496			
57			B-727-100	317		317			
58			DC-9-10	2		2			
59			DC-9-30	7		7			
60			DC-9-80	242		242			
61			B-737-300	1066		1066			
62			ALL TYPES	2130		2130	2199	2110	95.95
63									
64		EA---DOMESTIC	B-727-200	354		354			
65			B-757-200	228		228			
66			B-727-100	1		1			
67			A-300-84	1		1			
68			ALL TYPES	584		584	603	581	96.35
69									
70		HP---DOMESTIC	B-737-100/200	2560		2560			
71			B-737-300	2		2			
72			ALL TYPES	2562		2562	2587	2551	98.60
73									
74		JR---DOMESTIC	DC-9-10	700		700			
75			ALL TYPES	700		700	722	693	95.98
76									
77		NC---DOMESTIC	DC-9-80	526		526			
78			DC-9-50	4		4			
79			ALL TYPES	530		530	534	529	99.06
80									
81		CO---DOMESTIC	B-737-100/200	7632	1	7633			
82			DC-9-80	2151	1	2152			
83			B-737-300	1493		1493			
84			ALL TYPES	11276	2	11278	11881	10988	92.48
85									
86		PS---DOMESTIC	DC-9-80	4921	1	4922			
87			DC-9-30	666		666			
88			BAE-146-2	3077		3077			
89			BAE-146-1	11		11			
90			ALL TYPES	8675	1	8676	8937	8633	96.59
91									
92		TW---DOMESTIC	B-727-100	19		19			
93			B-727-200	806		806			
94			L-1011/100/20	1		1			
95			DC-9-80	119		119			
96			ALL TYPES	945		945	955	944	98.84
97									
98		UA---DOMESTIC	B-727-100	757		757			
99			B-727-200	1541	3	1544			
100			DC-10-10	2		2			
101			DC-8-71	12	1	13			
102			ALL TYPES	2312	4	2316	2353	2306	98.00
103									
104		WA---DOMESTIC	B-737-100/200	1492		1492			
105			B-727-200	929	1	930			
106			DC-10-10	1		1			
107			B-737-300	18		18			
108			ALL TYPES	2440	1	2441	2481	2437	98.22
109									
110	COMMUNITY TOTAL	DOMESTIC	B-727-100	1690		1690			
111			B-727-200	6657	4	6701			
112									

TABLE 7
AIRCRAFT DEPARTURES SCHEDULED AND AIRCRAFT DEPARTURES PERFORMED,
BY TYPE OF OPERATION, BY AIRCRAFT TYPE BY COMMUNITY, AND BY CARRIER

12 MONTHS ENDED DECEMBER 31, 1985

Line No.	Area, state or country Community (Airport name)	Carrier and type of operation	Type of aircraft	Total departures performed: Scheduled service	Total departures performed: Nonscheduled service	Total departures performed: All services	Departures scheduled	Scheduled departures completed: Number	Scheduled departures completed: Percent of departures scheduled
	1	2	3	4	5	6	7	8	9
1	COMMUNITY TOTAL	DOMESTIC	(CONT.)						
2			DC-10-10	183		183			
3			DC-9-80	9719	2	9721			
4			B-737-100/200	12040	1	12041			
5			DC-9-10	702		702			
6			DC-9-30	673		673			
7			B-737-300	2579		2579			
8			B-757-200	228		228			
9			A-300-B4	1		1			
10			DC-9-50	4		4			
11			BAE-146-2	3077		3077			
12			BAE-146-1	11		11			
13			L-1011/100/20	1		1			
14			DC-8-71	12	1	13			
15			ALL TYPES	37617	8	37625	38895	37228	95.71
16									
17	SANTA BARBARA								
18	(SANTA BARBARA)	AA---DOMESTIC	DC-9-80	1079		1079			
19			ALL TYPES	1079		1079	1093	1079	98.71
20									
21		UA---DOMESTIC	B-737-100/200	596		596			
22			B-727-100	568		568			
23			B-727-200	558		558			
24			ALL TYPES	1722		1722	1740	1716	98.62
25									
26	COMMUNITY TOTAL	DOMESTIC	DC-9-80	1079		1079			
27			B-737-100/200	596		596			
28			B-727-100	568		568			
29			B-727-200	558		558			
30			ALL TYPES	2801		2801	2833	2795	98.65
31									
32	STOCKTON								
33	(STOCKTON METROPOLITAN)	FL---DOMESTIC	B-737-100/200	678		678			
34			ALL TYPES	678		678	724	677	93.50
35									
36		PS---DOMESTIC	DC-9-80	101		101			
37			DC-9-30	176	1	177			
38			BAE-146-2	571	1	572			
39			ALL TYPES	848	2	850	915	846	92.45
40									
41	COMMUNITY TOTAL	DOMESTIC	B-737-100/200	678		678			
42			DC-9-80	101		101			
43			DC-9-30	176	1	177			
44			BAE-146-2	571	1	572			
45			ALL TYPES	1526	2	1528	1639	1523	92.92
46									
47	COLORADO								
48	----------								
49									
50	ASPEN								
51	(ASPEN-PITKIN CO/SARDY FIELD)	AP---DOMESTIC	CV-580	1993		1993			
52			BAE-146-1	1252	6	1258			
53			ALL TYPES	3245	6	3251	3415	3100	90.77
54									
55	COLORADO SPRINGS								
56	(PETERSON FIELD)	AA---DOMESTIC	B-727-200	163		163			
57			B-727-100	258		258			
58			DC-9-80	1		1			
59			ALL TYPES	422		422	447	422	94.40
60									
61		AP---DOMESTIC	CV-580	2020	2	2022			
62			BAE-146-1	16		16			
63			ALL TYPES	2036	2	2038	2105	2019	95.91
64									
65		CO---DOMESTIC	B-727-200	145	1	146			
66			B-727-100	19		19			
67			DC-9-10	1754		1754			
68			DC-9-30	630		630			
69			DC-9-80	7		7			
70			DC-10-10	1		1			
71			B-737-300	2		2			
72			ALL TYPES	2558	1	2559	2673	2510	93.90
73									
74		EA---DOMESTIC	B-727-200	1		1			
75			ALL TYPES	1		1			
76									
77		FL---DOMESTIC	B-737-100/200	2064	3	2067			
78			B-727-100	3		3			
79			DC-9-80	80		80			
80			ALL TYPES	2147	3	2150	2217	2112	95.26
81									
82		FT---DOMESTIC	B-747	1		1			
83			ALL TYPES	1		1			
84									
85		HP---DOMESTIC	B-737-100/200	1532		1532			
86			ALL TYPES	1532		1532	1539	1504	97.72
87									
88		CZ---DOMESTIC	DC-9-30	1		1			
89			ALL TYPES	1		1			
90									
91		RC---DOMESTIC	DC-9-10	1		1			
92			DC-9-30	2		2			
93			ALL TYPES	3		3			
94									
95		TW---DOMESTIC	B-727-100	307		307			
96			B-727-200	66		66			
97			DC-9-80	232		232			
98			L-1011/100/20	1		1			
99			ALL TYPES	606		606	609	603	99.01
100									
101		UA---DOMESTIC	B-727-100	13		13			
102			B-727-200	314		314			
103			B-747	1		1			
104			DC-10-10	1		1			
105			B-737-100/200	5		5			
106			DC-8-71	2		2			
107			ALL TYPES	336		336	303	297	98.01
108									
109		WA---DOMESTIC	B-737-100/200	711		711			
110			B-727-200	6		6			
111			ALL TYPES	717		717	728	711	97.66
112									

TABLE 7
AIRCRAFT DEPARTURES SCHEDULED AND AIRCRAFT DEPARTURES PERFORMED,
BY TYPE OF OPERATION, BY AIRCRAFT TYPE, BY COMMUNITY, AND BY CARRIER

12 MONTHS ENDED DECEMBER 31, 1985

Line No.	Area, state or country Community (Airport name)	Carrier and type of operation	Type of aircraft	Total departures performed: Scheduled service	Nonscheduled service	All services	Departures scheduled	Scheduled departures completed: Number	Percent of departures scheduled
	1	2	3	4	5	6	7	8	9
1	COMMUNITY TOTAL	DOMESTIC	B-727-200	695	1	696			
2			B-727-100	600		600			
3			DC-9-80	320		320			
4			CV-580	2020	2	2022			
5			BAE-146-1	16		16			
6			DC-9-10	1755		1755			
7			DC-9-30	633		633			
8			DC-10-10	2		2			
9			B-737-300	2		2			
10			B-737-100/200	4312	3	4315			
11			*B-747	1		1			
12			L-1011/100/20	1		1			
13			B-747	1		1			
14			DC-8-71	2		2			
15			ALL TYPES	10360	6	10366	10621	10178	95.82
16									
17	DENVER (STAPLETON INTERNATIONAL)	AA---DOMESTIC	B-727-100	86		88			
18			B-727-200	2960		2960			
19			DC-9-80	709		709			
20			DC-10-10	4		4			
21			B-767-200	1		1			
22			ALL TYPES	3762		3762	3843	3762	97.89
23									
24		AL---DOMESTIC	B-727-200	295		295			
25			B-737-100/200	201	3	204			
26			B-737-300	533		533			
27			ALL TYPES	1029	3	1032	1034	1026	99.22
28									
29		AP---DOMESTIC	CV-580	6662	82	6744			
30			BAE-146-1	2107		2107			
31			ALL TYPES	8769	82	8851	9036	8495	94.01
32									
33		DA---DOMESTIC	B-727-200	686	30	716			
34			*B-727-200		75	75			
35			ALL TYPES	686	105	791	688	681	98.98
36									
37		CO---DOMESTIC	B-727-200	18058	4	18062			
38			DC-10-10	3596	1	3597			
39			B-727-100	3852	1	3853			
40			DC-10-30	40		40			
41			DC-9-10	8689		8689			
42			DC-9-30	5811		5811			
43			DC-9-80	3745		3745			
44			B-737-300	594		594			
45			ALL TYPES	44385	6	44391	45721	44337	96.97
46									
47		CE---INTERNATIONAL	B-727-200	1		1			
48			ALL TYPES	1		1	1	1	100.00
49									
50		CE---TOTAL	B-727-200	18059	4	18063			
51			DC-10-10	3596	1	3597			
52			B-727-100	3852	1	3853			
53			DC-10-30	40		40			
54			DC-9-10	8689		8689			
55			DC-9-30	5811		5811			
56			DC-9-80	3745		3745			
57			B-737-300	594		594			
58			ALL TYPES	44366	6	44372	45722	44338	96.97
59									
60		DL---DOMESTIC	B-727-200	2966		2966			
61			L-1011/100/20	37		37			
62			DC-8-71	151		151			
63			B-767-200	141	2	143			
64			B-737-100/200	5		5			
65			ALL TYPES	3300	2	3302	3309	3295	99.57
66									
67		EA---DOMESTIC	B-727-200	1911		1911			
68			B-727-100	52		52			
69			A-300-B4	4		4			
70			L-1011/100/20	1		1			
71			B-757-200	3	1	4			
72			ALL TYPES	1971	1	1972	1979	1959	98.93
73									
74		FF---DOMESTIC	B-727-100	122		122			
75			ALL TYPES	122		122	122	122	100.00
76									
77		FL---DOMESTIC	B-737-100/200	41881	26	41907			
78			B-727-100	861	2	863			
79			DC-9-80	2974	5	2979			
80			ALL TYPES	45716	33	45749	46454	45708	98.39
81									
82		FT---DOMESTIC	*B-727-100	245		245			
83			ALL TYPES	245		245	253	245	96.83
84									
85		NW---DOMESTIC	B-727-100	9		9			
86			B-727-200	1122	1	1123			
87			B-757-200	76		76			
88			DC-10-40	1		1			
89			ALL TYPES	1208	1	1209	1227	1208	98.45
90									
91		OZ---DOMESTIC	DC-9-30	794	7	801			
92			DC-9-40	213	2	215			
93			DC-9-10	374	1	375			
94			DC-9-80	1		1			
95			ALL TYPES	1382	10	1392	1424	1380	96.91
96									
97		PE---DOMESTIC	B-727-200	1316		1316			
98			ALL TYPES	1316		1316	1346	1320	98.06
99									
100		PI---DOMESTIC	B-737-100/200	309	12	321			
101			B-727-200	633	8	641			
102			B-737-300	456		456			
103			ALL TYPES	1438	20	1458	1458	1437	98.55
104									
105		RC---DOMESTIC	DC-9-50	4		4			
106			DC-9-30	1171	9	1180			
107			DC-9-10	826		826			
108			B-727-200	4	1	5			
109			DC-9-80	2	1	3			
110			ALL TYPES	2007	11	2018	2049	1999	97.55
111									
112									

TABLE 7
AIRCRAFT DEPARTURES SCHEDULED AND AIRCRAFT DEPARTURES PERFORMED,
BY TYPE OF OPERATION, BY AIRCRAFT TYPE, BY COMMUNITY, AND BY CARRIER

12 MONTHS ENDED DECEMBER 31, 1985

Line No.	Area, state or country Community (Airport name)	Carrier and type of operation	Type of aircraft	Total departures performed: Scheduled service	Total departures performed: Nonscheduled service	Total departures performed: All services	Departures scheduled	Scheduled departures completed: Number	Scheduled departures completed: Percent of departures scheduled
	1	2	3	4	5	6	7	8	9
1	STAPLETON INTERNATIONAL	(CONT.)							
2		TA---DOMESTIC	B-727-100	205		205			
3			B-727-200	831	1	832			
4			L-1011/100/20	882		882			
5			DC-9-80	181		181			
6			B-767-200	122		122			
7			ALL TYPES	2221	1	2222	2246	2207	98.26
8		UA---DOMESTIC	B-737-100/200	4900	1	4901			
9			B-727-100	15405	4	15409			
10			B-727-200	19312	1	19313			
11			DC-10-10	4157	6	4163			
12			B-747	227		227			
13			DC-8-71	6910	12	6922			
14			B-767-200	2784		2784			
15			DC-10-30	326		326			
16			ALL TYPES	54021	24	54045	55305	53947	97.54
17									
18		WA---DOMESTIC	B-737-100/200	903		903			
19			B-727-200	1146		1146			
20			B-737-300	12		12			
21			ALL TYPES	2061		2061	2083	2046	98.22
22									
23		WN---DOMESTIC	B-737-100/200	1626	2	1628			
24			B-737-300	39	2	41			
25			B-727-200	13		13			
26			ALL TYPES	1678	4	1682	1702	1678	98.58
27									
28	COMMUNITY TOTAL	DOMESTIC	B-727-100	20594	7	20601			
29			B-727-200	51253	46	51299			
30			DC-9-80	7612	6	7618			
31			DC-10-10	7757	7	7764			
32			B-767-200	3048	2	3050			
33			B-737-100/200	49825	44	49869			
34			B-737-300	1674	2	1676			
35			CV-580	6662	82	6744			
36			BAE-146-1	2107		2107			
37			*B-727-200		75	75			
38			DC-10-30	366		366			
39			DC-9-10	9889	1	9890			
40			DC-9-30	7776	16	7792			
41			L-1011/100/20	920		920			
42			DC-8-71	7061	12	7073			
43			A-300-B4	4		4			
44			B-757-200	79	1	80			
45			*B-727-100	245		245			
46			DC-10-40	1		1			
47			DC-9-40	213	2	215			
48			DC-9-50	4		4			
49			B-747	227		227			
50			ALL TYPES	177317	303	177620	181279	176852	97.55
51									
52		INTERNATIONAL	B-727-200	1		1			
53			ALL TYPES	1		1	1	1	100.00
54									
55		TOTAL	B-727-100	20594	7	20601			
56			B-727-200	51254	46	51300			
57			DC-9-80	7612	6	7618			
58			DC-10-10	7757	7	7764			
59			B-767-200	3048	2	3050			
60			B-737-100/200	49825	44	49869			
61			B-737-300	1674	2	1676			
62			CV-580	6662	82	6744			
63			BAE-146-1	2107		2107			
64			*B-727-200		75	75			
65			DC-10-30	366		366			
66			DC-9-10	9889	1	9890			
67			DC-9-30	7776	16	7792			
68			L-1011/100/20	920		920			
69			DC-8-71	7061	12	7073			
70			A-300-B4	4		4			
71			B-757-200	79	1	80			
72			*B-727-100	245		245			
73			DC-10-40	1		1			
74			DC-9-40	213	2	215			
75			DC-9-50	4		4			
76			B-747	227		227			
77			ALL TYPES	177318	303	177621	181280	176853	97.55
78									
79	DURANGO								
80	(DURANGO-LA PLATA COUNTY)	AP---DOMESTIC	CV-580	1127		1127			
81			BAE-146-1	480		480			
82			ALL TYPES	1607		1607	1626	1601	98.46
83									
84		FL---DOMESTIC	B-737-100/200	56		56			
85			ALL TYPES	56		56	56	55	98.21
86									
87		HP---DOMESTIC	B-737-100/200	972		972			
88			B-737-300	2		2			
89			ALL TYPES	974		974	1014	973	95.95
90									
91	COMMUNITY TOTAL	DOMESTIC	CV-580	1127		1127			
92			BAE-146-1	480		480			
93			B-737-100/200	1028		1028			
94			B-737-300	2		2			
95			ALL TYPES	2637		2637	2696	2629	97.51
96									
97	GRAND JUNCTION								
98	(WALKER FIELD)	CO---DOMESTIC	B-727-200	17		17			
99			B-727-100	6		6			
100			DC-9-10	1185		1185			
101			DC-9-30	155		155			
102			DC-9-80	2		2			
103			ALL TYPES	1365		1365	1399	1341	95.85
104									
105		FL---DOMESTIC	B-737-100/200	1544	2	1546			
106			DC-9-80	7	6	13			
107			ALL TYPES	1551	8	1559	1581	1524	96.39
108									
109		HP---DOMESTIC	B-737-100/200	831		831			
110			B-737-300	2		2			
111			ALL TYPES	833		833	866	832	96.07
112									

TABLE 7
AIRCRAFT DEPARTURES SCHEDULED AND AIRCRAFT DEPARTURES PERFORMED, BY TYPE OF OPERATION, BY AIRCRAFT TYPE, BY COMMUNITY, AND BY CARRIER

12 MONTHS ENDED DECEMBER 31, 1985

Line No.	Area, state or country Community (Airport name)	Carrier and type of operation	Type of aircraft	Total departures performed: Scheduled service	Total departures performed: Nonscheduled service	Total departures performed: All services	Departures scheduled	Scheduled departures completed: Number	Scheduled departures completed: Percent of departures scheduled
	1	2	3	4	5	6	7	8	9
1	WALKER FIELD	(CONT.)							
2		LA---DOMESTIC	B-727-200	4		4			
3			ALL TYPES	4		4			
4	COMMUNITY TOTAL	DOMESTIC	B-727-200	21		21			
5			B-727-100	6		6			
6			DC-9-10	1185		1185			
7			DC-9-30	155		155			
8			DC-9-80	9	6	15			
9			B-737-100/200	2375	2	2377			
10			B-737-300	2		2			
11			ALL TYPES	3753	8	3761	3846	3697	96.12
12									
13	GUNNISON								
14	(GUNNISON COUNTY)	AA---DOMESTIC	B-727-100	40		40			
15			ALL TYPES	40		40	40	40	100.00
16									
17		CC---DOMESTIC	B-727-100	5		5			
18			ALL TYPES	5		5	5	5	100.00
19									
20		FL---DOMESTIC	B-737-100/200	53		53			
21			ALL TYPES	53		53	56	53	94.64
22									
23	COMMUNITY TOTAL	DOMESTIC	B-727-100	45		45			
24			B-737-100/200	53		53			
25			ALL TYPES	98		98	101	98	97.02
26									
27	MONTROSE/DELTA								
28	(MONTROSE COUNTY)	AP---DOMESTIC	CV-580	1125	1	1126			
29			ALL TYPES	1125	1	1126	1170	1124	96.06
30									
31		HP---DOMESTIC	B-737-100/200	15		15			
32			ALL TYPES	15		15	14	14	100.00
33									
34	COMMUNITY TOTAL	DOMESTIC	CV-580	1125	1	1126			
35			B-737-100/200	15		15			
36			ALL TYPES	1140	1	1141	1184	1138	96.11
37									
38	PUEBLO								
39	(PUEBLO MEMORIAL)	CC---DOMESTIC	B-727-200	1		1			
40			ALL TYPES	1		1			
41									
42		FL---DOMESTIC	B-737-100/200	18		18			
43			DC-9-80	1		1			
44			ALL TYPES	19		19			
45									
46		HP---DOMESTIC	B-737-100/200	150		150			
47			ALL TYPES	150		150	139	135	97.12
48									
49		CZ---DOMESTIC	DC-9-30	3		3			
50			ALL TYPES	3		3			
51									
52		LA---DOMESTIC	B-727-100	3		3			
53			B-727-200	4		4			
54			B-737-100/200	1		1			
55			B-767-200	1		1			
56			ALL TYPES	9		9			
57									
58	COMMUNITY TOTAL	DOMESTIC	B-727-200	5		5			
59			B-737-100/200	169		169			
60			DC-9-80	1		1			
61			DC-9-30	3		3			
62			B-727-100	3		3			
63			B-767-200	1		1			
64			ALL TYPES	182		182	139	135	97.12
65									
66	STEAMBOAT SPRINGS/HAYDEN/CRAIG								
67	(YAMPA VALLEY)	AP---DOMESTIC	CV-580	2		2			
68			BAE-146-1	2	2	4			
69			ALL TYPES	4	2	6	4	4	100.00
70									
71	CONNECTICUT								
72	----------								
73									
74	HARTFORD/SPRNGFLD/WESTFLD								
75	(BRADLEY INTL)	AA---DOMESTIC	B-727-100	91		91			
76			B-727-200	748		748			
77			DC-9-80	1412		1412			
78			DC-10-10	3		3			
79			ALL TYPES	2254		2254	2307	2254	97.70
80									
81		AL---DOMESTIC	BAC-111-200	697		697			
82			DC-9-30	2461	33	2494			
83			B-727-200	864		864			
84			B-737-300	71		71			
85			B-737-100/200	1127	7	1134			
86			ALL TYPES	5220	40	5260	5281	5213	98.71
87									
88		BN---DOMESTIC	B-727-200	3		3			
89			ALL TYPES	3		3			
90									
91		CC---DOMESTIC	B-727-200	2		2			
92			ALL TYPES	2		2			
93									
94		DL---DOMESTIC	B-727-200	2612		2612			
95			L-1011/100/20	339		339			
96			B-767-200	175		175			
97			DC-8-71	586		586			
98			B-757-200	167		167			
99			B-737-100/200	1	2	3			
100			ALL TYPES	3880	2	3882	3891	3872	99.51
101									
102		EA---DOMESTIC	DC-9-30	670		670			
103			B-727-100	796		796			
104			B-727-200	1924		1924			
105			DC-9-50	947		947			
106			L-1011/100/20		2	2			
107			A-300-84	1		1			
108			ALL TYPES	4338	2	4340	4421	4310	97.48
109									
110		F1---DOMESTIC	*B-747	1		1			
111			ALL TYPES	1		1			
112									

TABLE 7
AIRCRAFT DEPARTURES SCHEDULED AND AIRCRAFT DEPARTURES PERFORMED,
BY TYPE OF OPERATION, BY AIRCRAFT TYPE, BY COMMUNITY, AND BY CARRIER

12 MONTHS ENDED DECEMBER 31, 1985

Line No.	Area, state or country Community (Airport name)	Carrier and type of operation	Type of aircraft	Total departures performed: Scheduled service	Total departures performed: Nonscheduled service	Total departures performed: All services	Departures scheduled	Scheduled departures completed: Number	Scheduled departures completed: Percent of departures scheduled
	1	2	3	4	5	6	7	8	9
1	BRADLEY INTL	(CONT.)							
2		IA---DOMESTIC	DC-9-10	832		832			
3			ALL TYPES	832		832	834	832	99.76
4		NW---DOMESTIC	DC-9-30	208		208			
5			ALL TYPES	208		208	213	206	96.71
6		PA---DOMESTIC	B-727-200	2		2			
7			ALL TYPES	2		2			
8		PA---INTERNATIONAL	B-747	3		3			
9			ALL TYPES	3		3			
10		PA---TOTAL	B-727-200	2		2			
11			B-747	3		3			
12			ALL TYPES	5		5			
13		PE---DOMESTIC	B-737-100/200	957		957			
14			B-727-200	763		763			
15			ALL TYPES	1720		1720	1766	1720	97.39
16		PI---DOMESTIC	B-737-100/200	1266		1266			
17			F-28-4000/600	11		11			
18			B-727-200	242		242			
19			B-737-300	179		179			
20			ALL TYPES	1698		1698	1704	1694	99.41
21		PV---DOMESTIC	F-27 SERIES	1400	1	1401			
22			DHC-6	1351		1351			
23			BH-99	477		477			
24			PA-31/34/39	29		29			
25			CV-580	2		2			
26			F-28-4000/600	3	2	5			
27			ALL TYPES	3262	3	3265	3691	3261	88.35
28		RC---DOMESTIC	DC-9-50	658		658			
29			DC-9-30	519		519			
30			DC-9-10	6		6			
31			B-727-200	35		35			
32			ALL TYPES	1258		1258	1267	1248	98.50
33		TW---DOMESTIC	B-727-100	673		673			
34			B-727-200	372		372			
35			L-1011/100/20	2		2			
36			ALL TYPES	1047		1047	1057	1040	98.39
37		TW---INTERNATIONAL	B-747	10		10			
38			L-1011/100/20	4		4			
39			B-747SP	1		1			
40			ALL TYPES	15		15			
41		TW---TOTAL	B-727-100	673		673			
42			B-727-200	372		372			
43			L-1011/100/20	6		6			
44			B-747	10		10			
45			B-747SP	1		1			
46			ALL TYPES	1062		1062	1057	1040	98.39
47		UA---DOMESTIC	B-727-100	9		9			
48			B-727-200	408	1	409			
49			DC-10-10	511		511			
50			B-747	3		3			
51			DC-8-71	677		677			
52			B-767-200	187		187			
53			B-737-100/200	3		3			
54			DC-10-30	1		1			
55			ALL TYPES	1999	1	2000	2083	1985	95.29
56		US---DOMESTIC	F-28-4000/600	1964	6	1970			
57			SWEAR-METRO I	3		3			
58			ALL TYPES	1967	6	1973	2016	1966	97.51
59	COMMUNITY TOTAL	DOMESTIC	B-727-100	1569		1569			
60			B-727-200	7975	1	7976			
61			DC-9-80	1412		1412			
62			DC-10-10	514		514			
63			BAC-111-200	697		697			
64			DC-9-30	3858	33	3891			
65			B-737-300	250		250			
66			B-737-100/200	3354	9	3363			
67			L-1011/100/20	341	2	343			
68			B-767-200	362		362			
69			DC-8-71	1463		1463			
70			B-757-200	167		167			
71			DC-9-50	1645		1645			
72			A-300-B4	1		1			
73			*B-747	1		1			
74			DC-9-10	838		838			
75			F-28-4000/600	1978	8	1986			
76			F-27 SERIES	1400	1	1401			
77			DHC-6	1351		1351			
78			BH-99	477		477			
79			PA-31/34/39	29		29			
80			CV-580	2		2			
81			B-747	3		3			
82			DC-10-30	1		1			
83			SWEAR-METRO I	3		3			
84			ALL TYPES	29691	54	29745	30531	29601	96.95
85		INTERNATIONAL	B-747	13		13			
86			L-1011/100/20	4		4			
87			B-747SP	1		1			
88			ALL TYPES	18		18			
89		TOTAL	B-727-100	1569		1569			
90			B-727-200	7975	1	7976			
91			DC-9-80	1412		1412			
92			DC-10-10	514		514			
93			BAC-111-200	697		697			
94			DC-9-30	3858	33	3891			
95			B-737-300	250		250			
96			B-737-100/200	3354	9	3363			

TABLE 7
AIRCRAFT DEPARTURES SCHEDULED AND AIRCRAFT DEPARTURES PERFORMED,
BY TYPE OF OPERATION, BY AIRCRAFT TYPE, BY COMMUNITY, AND BY CARRIER

12 MONTHS ENDED DECEMBER 31, 1985

Line No.	Area, state or country Community (Airport name)	Carrier and type of operation	Type of aircraft	Total departures performed: Scheduled service	Total departures performed: Nonscheduled service	Total departures performed: All services	Departures scheduled	Scheduled departures completed: Number	Scheduled departures completed: Percent of departures scheduled
	1	2	3	4	5	6	7	8	9
1	COMMUNITY TOTAL	TOTAL	(CONT.)						
2			L-1011/100/20	345	2	347			
3			B-767-200	362		362			
4			DC-8-71	1463		1463			
5			B-757-200	167		167			
6			DC-9-50	1645		1645			
7			A-300-B4	1		1			
8			*B-747	1		1			
9			DC-9-10	838		838			
10			B-747	16		16			
11			F-28-4000/600	1978	8	1986			
12			F-27 SERIES	1400	1	1401			
13			DHC-6	1351		1351			
14			BH-99	477		477			
15			PA-31/34/39	29		29			
16			CV-580	2		2			
17			B-747SP	1		1			
18			DC-10-30	1		1			
19			SWEAR-METRO I	3		3			
20			ALL TYPES	25709	54	25763	30531	29601	96.95
21	NEW HAVEN/BRIDGEPORT								
22	(BRIDGEPORT MUNI)	FM---DOMESTIC	F-27 SERIES	666		666			
23			DHC-6	815		815			
24			BH-99	51		51			
25			PA-31/34/39	7		7			
26			ALL TYPES	1559		1559	1682	1559	82.83
27									
28		ZB---DOMESTIC	BAE-146-1	356	1	357			
29			ALL TYPES	356	1	357	370	355	95.94
30									
31	AIRPORT TOTAL	DOMESTIC	F-27 SERIES	666		666			
32			DHC-6	815		815			
33			BH-99	51		51			
34			PA-31/34/39	7		7			
35			BAE-146-1	356	1	357			
36			ALL TYPES	1915	1	1916	2252	1914	84.99
37									
38	(TWEED-NEW HAVEN)	FM---DOMESTIC	F-27 SERIES	1612	1	1613			
39			DHC-6	8372	9	8381			
40			BH-99	273		273			
41			PA-31/34/39	156		156			
42			CV-580	7		7			
43			F-28-4000/600	1		1			
44			ALL TYPES	10421	10	10431	12295	10419	84.74
45									
46		ZB---DOMESTIC	BAE-146-1	566		566			
47			ALL TYPES	566		566	601	565	94.00
48									
49	AIRPORT TOTAL	DOMESTIC	F-27 SERIES	1612	1	1613			
50			DHC-6	8372	9	8381			
51			BH-99	273		273			
52			PA-31/34/39	156		156			
53			CV-580	7		7			
54			F-28-4000/600	1		1			
55			BAE-146-1	566		566			
56			ALL TYPES	10987	10	10997	12896	10984	85.17
57									
58	COMMUNITY TOTAL BY CARRIER	FM---DOMESTIC	PA-31/34/39	163		163			
59			BH-99	324		324			
60			CV-580	7		7			
61			F-27 SERIES	2298	1	2299			
62			DHC-6	5187	9	5196			
63			F-28-4000/600	1		1			
64			ALL TYPES	11980	10	11990	14177	11978	84.46
65									
66		ZB---DOMESTIC	BAE-146-1	922	1	923			
67			ALL TYPES	922	1	923	971	920	94.74
68									
69	COMMUNITY TOTAL	DOMESTIC	F-27 SERIES	2298	1	2299			
70			DHC-6	5187	9	5196			
71			BH-99	324		324			
72			PA-31/34/39	163		163			
73			BAE-146-1	922	1	923			
74			CV-580	7		7			
75			F-28-4000/600	1		1			
76			ALL TYPES	12902	11	12913	15148	12898	85.14
77									
78	NEW LONDON/GROTON								
79	(TRUMBULL)	FM---DOMESTIC	F-27 SERIES	1191	1	1192			
80			DHC-6	5279		5279			
81			BH-99	116		116			
82			PA-31/34/39	79		79			
83			F-28-4000/600	2		2			
84			ALL TYPES	6667	1	6666	7431	6640	89.35
85									
86	DELAWARE								
87	----------								
88									
89	DOVER								
90	(DOVER AFB)	FT---DOMESTIC	*B-747	1		1			
91			ALL TYPES	1		1			
92									
93	WILMINGTON								
94	(GREATER WILMINGTON)	LA---DOMESTIC	B-727-200	134		134			
95			B-737-100/200	350		350			
96			B-727-100	120		120			
97			ALL TYPES	604		604	644	604	93.78
98									
99	DIST. OF COL.								
100	----------								
101									
102	WASHINGTON								
103	(DULLES INTERNATIONAL)	AA---DOMESTIC	B-727-100	376		376			
104			B-727-200	3437	3	3440			
105			DC-10-10	444		444			
106			DC-9-80	298		298			
107			B-767-200	269		269			
108			ALL TYPES	4824	3	4827	4928	4823	97.86
109									
110		AL---DOMESTIC	DC-9-30	1115	2	1117			
111			BAC-111-200	304	3	307			
112									

TABLE 7
AIRCRAFT DEPARTURES SCHEDULED AND AIRCRAFT DEPARTURES PERFORMED,
BY TYPE OF OPERATION, BY AIRCRAFT TYPE, BY COMMUNITY, AND BY CARRIER

12 MONTHS ENDED DECEMBER 31, 1985

Line No.	Area, state or country Community (Airport name)	Carrier and type of operation	Type of aircraft	Total departures performed: Scheduled service	Total departures performed: Nonscheduled service	Total departures performed: All services	Departures scheduled	Scheduled departures completed: Number	Scheduled departures completed: Percent of departures scheduled
	1	2	3	4	5	6	7	8	9
1	DULLES INTERNATIONAL	AL---DOMESTIC	(CONT.)						
2			B-737-100/200	386		386			
3			B-737-300	1		1			
4			B-727-200	1		1			
5			ALL TYPES	1807	5	1812	1818	1800	99.00
6		BA---DOMESTIC	B-727-200	840	2	842			
7			ALL TYPES	840	2	842	835	834	97.88
8									
9		CO---DOMESTIC	B-727-200	655		655			
10			B-727-100	369		369			
11			DC-9-30	208		208			
12			DC-9-10	7		7			
13			DC-9-80	976		976			
14			DC-10-10	3		3			
15			B-737-300	149		149			
16			ALL TYPES	2367		2367	2381	2346	98.53
17									
18		EA---DOMESTIC	DC-9-30	553		553			
19			B-727-100	766		766			
20			B-727-200	1552		1552			
21			DC-9-50	349		349			
22			A-300-B4	3		3			
23			B-757-200	4		4			
24			L-1011/100/20	1	2	3			
25			ALL TYPES	3228	2	3230	3384	3168	93.61
26									
27		FH---DOMESTIC	B-727-100	23		23			
28			ALL TYPES	23		23	23	23	100.00
29									
30		FL---DOMESTIC	B-727-100	181		181			
31			B-737-100/200	29		29			
32			ALL TYPES	210		210	215	210	97.67
33									
34		NK---DOMESTIC	DC-10-40	337		337			
35			B-727-200	6		6			
36			B-757-200	170		170			
37			ALL TYPES	513		513	515	508	98.64
38									
39		NY---DOMESTIC	DC-9-30	5404		5404			
40			DC-9-80	22	1	23			
41			B-737-300	756		756			
42			ALL TYPES	6182	1	6183	6286	6153	97.48
43									
44		PA---DOMESTIC	B-747	106		106			
45			B-727-200	840		840			
46			B-747-200	16		16			
47			L-1011-500 TR	100		100			
48			A-300-B4	297		297			
49			ALL TYPES	1359		1359	1436	1343	93.52
50									
51		PA---INTERNATIONAL	B-747	516		516			
52			B-727-200	2		2			
53			B-747-200	60		60			
54			B-737-100/200		1	1			
55			B-747SP	35		35			
56			L-1011-500 TR	29		29			
57			A-300-B4	212		212			
58			ALL TYPES	854	1	855	879	850	96.70
59									
60		PA---TOTAL	B-747	622		622			
61			B-727-200	842		842			
62			B-747-200	76		76			
63			L-1011-500 TR	129		129			
64			A-300-B4	509		509			
65			B-737-100/200		1	1			
66			B-747SP	35		35			
67			ALL TYPES	2213	1	2214	2315	2193	94.73
68									
69		PE---DOMESTIC	B-737-100/200	1804		1804			
70			B-727-200	327		327			
71			ALL TYPES	2131		2131	2182	2131	97.66
72									
73		RC---DOMESTIC	DC-9-10	1234		1234			
74			DC-9-30	1883		1883			
75			DC-9-50	36	2	38			
76			DC-9-80		3	3			
77			B-727-200		1	1			
78			ALL TYPES	3153	6	3159	3166	3139	99.14
79									
80		TW---DOMESTIC	B-727-100	1		1			
81			B-727-200	11		11			
82			L-1011/100/20	426		426			
83			B-767-200	291		291			
84			DC-9-80	4		4			
85			ALL TYPES	733		733	727	717	98.62
86									
87		TW---INTERNATIONAL	L-1011/100/20	230		230			
88			B-767-200	39		39			
89			ALL TYPES	269		269	270	269	99.62
90									
91		TW---TOTAL	B-727-100	1		1			
92			B-727-200	11		11			
93			L-1011/100/20	656		656			
94			B-767-200	330		330			
95			DC-9-80	4		4			
96			ALL TYPES	1002		1002	997	986	98.89
97									
98		UA---DOMESTIC	B-737-100/200	1526	3	1529			
99			B-727-100	21	4	25			
100			B-727-200	522	13	535			
101			DC-10-10	2175	4	2179			
102			B-747	1		1			
103			DC-8-71	118		118			
104			B-767-200	22		22			
105			DC-10-30	3		3			
106			ALL TYPES	4388	24	4412	4502	4374	97.15
107									
108		UR---DOMESTIC	SWEAR-METRO I	276		276			
109			ALL TYPES	276		276	308	276	89.61
110									
111		WA---DOMESTIC	B-727-200	1161		1161			
112									

TABLE 7
AIRCRAFT DEPARTURES SCHEDULED AND AIRCRAFT DEPARTURES PERFORMED,
BY TYPE OF OPERATION, BY AIRCRAFT TYPE, BY COMMUNITY, AND BY CARRIER

12 MONTHS ENDED DECEMBER 31, 1985

Line No.	Area, state or country Community (Airport name)	Carrier and type of operation	Type of aircraft	Total departures performed: Scheduled service	Total departures performed: Nonscheduled service	Total departures performed: All services	Departures scheduled	Scheduled departures completed: Number	Scheduled departures completed: Percent of departures scheduled
	1	2	3	4	5	6	7	8	9
1	DULLES INTERNATIONAL	WA---DOMESTIC	(CONT.)						
2			DC-10-10		2	2			
3			ALL TYPES	1161	2	1163	1181	1155	97.79
4	AIRPORT TOTAL	DOMESTIC	B-727-100	1737	4	1741			
5			B-727-200	9352	19	9371			
6			DC-10-10	2622	6	2628			
7			DC-9-80	1300	4	1304			
8			B-767-200	582		582			
9			DC-9-30	9163	2	9165			
10			BAC-111-200	304	3	307			
11			B-737-100/200	3745	3	3748			
12			B-737-300	906		906			
13			DC-9-10	1241		1241			
14			DC-9-50	385	2	387			
15			A-300-B4	300		300			
16			B-757-200	174		174			
17			L-1011/100/20	427	2	429			
18			DC-10-40	337		337			
19			B-747	107		107			
20			B-747-200	16		16			
21			L-1011-500 TR	100		100			
22			DC-8-71	118		118			
23			DC-10-30	3		3			
24			SNEAR-METRO I	276		276			
25			ALL TYPES	33195	45	33240	33887	33000	97.38
26									
27		INTERNATIONAL	B-747	516		516			
28			B-727-200	2		2			
29			B-747-200	60		60			
30			B-737-100/200		1	1			
31			B-747SP	35		35			
32			L-1011-500 TR	29		29			
33			A-300-B4	212		212			
34			L-1011/100/20	230		230			
35			B-767-200	39		39			
36			ALL TYPES	1123	1	1124	1149	1119	97.38
37									
38		TOTAL	B-727-100	1737	4	1741			
39			B-727-200	9354	19	9373			
40			DC-10-10	2622	6	2628			
41			DC-9-80	1300	4	1304			
42			B-767-200	621		621			
43			DC-9-30	9163	2	9165			
44			BAC-111-200	304	3	307			
45			B-737-100/200	3745	4	3749			
46			B-737-300	906		906			
47			DC-9-10	1241		1241			
48			DC-9-50	385	2	387			
49			A-300-B4	512		512			
50			B-757-200	174		174			
51			L-1011/100/20	657	2	659			
52			DC-10-40	337		337			
53			B-747	623		623			
54			B-747-200	76		76			
55			L-1011-500 TR	129		129			
56			B-747SP	35		35			
57			DC-8-71	118		118			
58			DC-10-30	3		3			
59			SNEAR-METRO I	276		276			
60			ALL TYPES	34318	46	34364	35036	34119	97.38
61									
62	(WASHINGTON NATIONAL)	AA---DOMESTIC	B-727-100	42		42			
63			B-727-200	3451	3	3454			
64			DC-9-80	1986		1986			
65			ALL TYPES	5479	3	5482	5548	5479	98.75
66									
67		AL---DOMESTIC	BAC-111-200	1207		1207			
68			DC-9-30	8525		8525			
69			B-727-200	1755		1755			
70			B-737-100/200	1816		1816			
71			B-737-300	940		940			
72			ALL TYPES	14243		14243	14445	14235	98.54
73									
74		BN---DOMESTIC	B-727-200	437		437			
75			ALL TYPES	437		437	439	437	99.54
76									
77		DL---DOMESTIC	DC-9-30	1	2	3			
78			B-727-200	3253	2	3255			
79			B-757-200	2001		2001			
80			B-737-100/200	2	1	3			
81			ALL TYPES	5257	5	5262	5290	5251	99.26
82									
83		EA---DOMESTIC	DC-9-30	2222		2222			
84			B-727-100	546		548			
85			B-727-200	13496	1	13497			
86			DC-9-50	1760		1760			
87			B-757-200	1824		1824			
88			ALL TYPES	19850	1	19851	19164	18760	97.89
89									
90		PL---DOMESTIC	DC-9-10	1857		1857			
91			DC-9-30	176	60	236			
92			DC-9-80	43		43			
93			ALL TYPES	2076	60	2136	2105	2076	98.62
94									
95		NB---DOMESTIC	B-727-100	552		552			
96			B-727-200	5215	1	5216			
97			B-757-200	748		748			
98			ALL TYPES	6515	1	6516	6643	6514	98.05
99									
100		NY---DOMESTIC	DC-9-30	5211		5211			
101			DC-9-80	3767		3767			
102			B-737-300	132		132			
103			ALL TYPES	9110		9110	9410	8941	95.01
104									
105		OZ---DOMESTIC	DC-9-10	61		61			
106			DC-9-30	517	2	519			
107			DC-9-40	31	3	34			
108			DC-9-80	417		417			
109			ALL TYPES	1026	5	1031	1036	1023	98.74
110									
111		PA---DOMESTIC	B-727-200	3287	1	3288			
112									

TABLE 7
AIRCRAFT DEPARTURES SCHEDULED AND AIRCRAFT DEPARTURES PERFORMED,
BY TYPE OF OPERATION, BY AIRCRAFT TYPE, BY COMMUNITY, AND BY CARRIER

12 MONTHS ENDED DECEMBER 31, 1965

Line No.	Area, state or country Community (Airport name)	Carrier and type of operation	Type of aircraft	Total departures performed: Scheduled service	Total departures performed: Nonscheduled service	Total departures performed: All services	Departures scheduled	Scheduled departures completed: Number	Scheduled departures completed: Percent of departures scheduled
	1	2	3	4	5	6	7	8	9
1	WASHINGTON NATIONAL	PA---DOMESTIC	(CONT.)						
2			B-727-100	1		1			
3			ALL TYPES	3288	1	3289	3670	3281	89.40
4		PE---DOMESTIC	B-737-100/200	13		13			
5			B-727-200	2186		2186			
6			ALL TYPES	2199		2199	2247	2190	97.46
7		PI---DOMESTIC	B-737-100/200	5896	14	5910			
8			B-727-200	2478		2478			
9			F-28-4000/600	318	3	321			
10			B-737-300	382		382			
11			ALL TYPES	9074	17	9091	9172	9070	98.88
12		PN---DOMESTIC	F-27 SERIES	1227		1227			
13			BH-99	151		151			
14			PA-31/34/39	5		5			
15			CV-580	6		6			
16			EMBRAER	8		8			
17			DHC-6	2		2			
18			ALL TYPES	1399		1399	1692	1398	82.62
19		RC---DOMESTIC	DC-9-50	214		214			
20			DC-9-30	952		952			
21			DC-9-10	71		71			
22			DC-9-80	76		76			
23			B-727-200	20		20			
24			ALL TYPES	1333		1333	1346	1329	98.73
25		TB---DOMESTIC	B-727-100	327		327			
26			B-727-200	3829	1	3830			
27			DC-9-80	1856		1856			
28			ALL TYPES	6012	1	6013	6144	6004	97.72
29		LA---DOMESTIC	B-737-100/200	819		819			
30			B-727-100	238		238			
31			B-727-200	3977	4	3981			
32			ALL TYPES	5034	4	5038	5292	5030	95.04
33		LR---DOMESTIC	SWEAR-METRO I	76		76			
34			F-28-4000/600	927	5	932			
35			ALL TYPES	1003	5	1008	1040	997	95.86
36		NA---DOMESTIC	B-727-200	679		679			
37			B-737-300	30		30			
38			B-737-100/200	1		1			
39			ALL TYPES	710		710	726	709	97.65
40		ZW---DOMESTIC	DC-9-10	459		459			
41			DC-9-30	135		135			
42			DC-9-80	2		2			
43			B-737-100/200	69		69			
44			ALL TYPES	665		665	708	665	93.92
45	AIRPORT TOTAL	DOMESTIC	B-727-100	1708		1708			
46			B-727-200	44063	13	44076			
47			DC-9-80	8147		8147			
48			BAC-111-200	1207		1207			
49			DC-9-30	17739	64	17803			
50			B-737-100/200	8616	15	8631			
51			B-737-300	1484		1484			
52			B-757-200	4573		4573			
53			DC-9-50	1974		1974			
54			DC-9-10	2448		2448			
55			DC-9-40	31	3	34			
56			F-28-4000/600	1245	8	1253			
57			F-27 SERIES	1227		1227			
58			BH-99	151		151			
59			PA-31/34/39	5		5			
60			CV-580	6		6			
61			EMBRAER	8		8			
62			DHC-6	2		2			
63			SWEAR-METRO I	76		76			
64			ALL TYPES	94710	103	94813	96117	93389	97.16
65	COMMUNITY TOTAL BY CARRIER	AA---DOMESTIC	B-767-200	269		269			
66			DC-9-80	2284		2284			
67			B-727-100	418		418			
68			B-727-200	6888	6	6894			
69			DC-10-10	444		444			
70			ALL TYPES	10303	6	10309	10476	10302	98.33
71		AL---DOMESTIC	BAC-111-200	1511	3	1514			
72			B-737-300	941		941			
73			B-737-100/200	2202		2202			
74			DC-9-30	9640	2	9642			
75			B-727-200	1756		1756			
76			ALL TYPES	16050	5	16055	16263	16035	98.59
77		BN---DOMESTIC	B-727-200	1277	2	1279			
78			ALL TYPES	1277	2	1279	1274	1271	99.76
79		CO---DOMESTIC	B-737-300	149		149			
80			DC-9-10	7		7			
81			DC-9-30	208		208			
82			DC-9-80	976		976			
83			B-727-100	369		369			
84			B-727-200	655		655			
85			DC-10-10	3		3			
86			ALL TYPES	2367		2367	2381	2346	98.53
87		DL---DOMESTIC	B-737-100/200	2	1	3			
88			B-757-200	2001		2001			
89			DC-9-30	1	2	3			
90			B-727-200	3253	2	3255			
91			ALL TYPES	5257	5	5262	5290	5251	99.26
92		EA---DOMESTIC	B-757-200	1828		1828			
93			DC-9-30	2775		2775			
94			DC-9-50	2109		2109			
95			A-300-B4	3		3			
96			B-727-100	1314		1314			

TABLE 7
AIRCRAFT DEPARTURES SCHEDULED AND AIRCRAFT DEPARTURES PERFORMED, BY TYPE OF OPERATION, BY AIRCRAFT TYPE, BY COMMUNITY, AND BY CARRIER

12 MONTHS ENDED DECEMBER 31, 1985

Line No.	Area, state or country Community (Airport name)	Carrier and type of operation	Type of aircraft	Total departures performed: Scheduled service	Nonscheduled service	All services	Departures scheduled	Scheduled departures completed: Number	Percent of departures scheduled
	1	2	3	4	5	6	7	8	9
1	COMMUNITY TOTAL BY CARRIER	EA---DOMESTIC	(CONT.)						
2			B-727-200	15048	1	15049			
3			L-1011/100/20	1	2	3			
4			ALL TYPES	23078	3	23081	22548	21928	97.25
5									
6		FH---DOMESTIC	B-727-100	23		23			
7			ALL TYPES	23		23	23	23	100.00
8									
9		FL---DOMESTIC	B-737-100/200	29		29			
10			B-727-100	181		181			
11			ALL TYPES	210		210	215	210	97.67
12									
13		NL---DOMESTIC	DC-9-10	1857		1857			
14			DC-9-30	176	60	236			
15			DC-9-80	43		43			
16			ALL TYPES	2076	60	2136	2105	2076	98.62
17									
18		NW---DOMESTIC	B-757-200	918		918			
19			B-727-100	552		552			
20			B-727-200	5221	1	5222			
21			DC-10-40	337		337			
22			ALL TYPES	7028	1	7029	7158	7022	98.10
23									
24		NY---DOMESTIC	B-737-300	888		888			
25			DC-9-30	10615		10615			
26			DC-9-80	3789	1	3790			
27			ALL TYPES	15292	1	15293	15696	15094	96.16
28									
29		C2---DOMESTIC	DC-9-10	61		61			
30			DC-9-30	517	2	519			
31			DC-9-40	31	3	34			
32			DC-9-80	417		417			
33			ALL TYPES	1026	5	1031	1036	1023	98.74
34									
35		PA---DOMESTIC	A-300-84	297		297			
36			B-727-100	1		1			
37			B-727-200	4127	1	4128			
38			L-1011-500 TR	100		100			
39			B-747	106		106			
40			B-747-200	16		16			
41			ALL TYPES	4647	1	4648	5106	4624	90.56
42									
43		PA---INTERNATIONAL	B-737-100/200		1	1			
44			A-300-84	212		212			
45			B-727-200	2		2			
46			L-1011-500 TR	29		29			
47			B-747	516		516			
48			B-747-200	60		60			
49			B-747SP	35		35			
50			ALL TYPES	854	1	855	879	850	96.70
51									
52		PA---TOTAL	B-737-100/200		1	1			
53			A-300-84	509		509			
54			B-727-100	1		1			
55			B-727-200	4129	1	4130			
56			L-1011-500 TR	129		129			
57			B-747	622		622			
58			B-747-200	76		76			
59			B-747SP	35		35			
60			ALL TYPES	5501	2	5503	5985	5474	91.46
61									
62		PE---DOMESTIC	B-737-100/200	1817		1817			
63			B-727-200	2513		2513			
64			ALL TYPES	4330		4330	4429	4321	97.56
65									
66		PI---DOMESTIC	F-28-4000/600	318	3	321			
67			B-737-300	382		382			
68			B-737-100/200	5896	14	5910			
69			B-727-200	2478		2478			
70			ALL TYPES	9074	17	9091	9172	9070	98.88
71									
72		PP---DOMESTIC	PA-31/34/39	5		5			
73			BH-99	151		151			
74			CV-580	6		6			
75			F-27 SERIES	1227		1227			
76			EMBRAER	8		8			
77			DHC-6	2		2			
78			ALL TYPES	1399		1399	1692	1398	82.62
79									
80		RC---DOMESTIC	DC-9-10	1305		1305			
81			DC-9-30	2835		2835			
82			DC-9-50	250	2	252			
83			DC-9-80	76	3	79			
84			B-727-200	20	1	21			
85			ALL TYPES	4486	6	4492	4512	4468	99.02
86									
87		TB---DOMESTIC	B-767-200	291		291			
88			DC-9-80	1860		1860			
89			B-727-100	328		328			
90			B-727-200	3840	1	3841			
91			L-1011/100/20	426		426			
92			ALL TYPES	6745	1	6746	6871	6721	97.81
93									
94		TB---INTERNATIONAL	B-767-200	39		39			
95			L-1011/100/20	230		230			
96			ALL TYPES	269		269	270	269	99.62
97									
98		TB---TOTAL	B-767-200	330		330			
99			DC-9-80	1860		1860			
100			B-727-100	328		328			
101			B-727-200	3840	1	3841			
102			L-1011/100/20	656		656			
103			ALL TYPES	7014	1	7015	7141	6990	97.88
104									
105		UA---DOMESTIC	B-737-100/200	2345	3	2348			
106			B-767-200	22		22			
107			B-727-100	259	4	263			
108			B-727-200	4499	17	4516			
109			DC-10-10	2175	4	2179			
110			DC-10-30	3		3			
111			B-747	1		1			
112			DC-8-71	118		118			

TABLE 7
AIRCRAFT DEPARTURES SCHEDULED AND AIRCRAFT DEPARTURES PERFORMED,
BY TYPE OF OPERATION, BY AIRCRAFT TYPE, BY COMMUNITY, AND BY CARRIER
12 MONTHS ENDED DECEMBER 31, 1985

Line No.	Area, state or country Community (Airport name)	Carrier and type of operation	Type of aircraft	Total departures performed: Scheduled service	Total departures performed: Nonscheduled service	Total departures performed: All services	Departures scheduled	Scheduled departures completed: Number	Scheduled departures completed: Percent of departures scheduled
	1	2	3	4	5	6	7	8	9
1	COMMUNITY TOTAL BY CARRIER	LA---DOMESTIC	(CONT.)						
2			ALL TYPES	9422	28	9450	9794	9404	96.01
3		UR---DOMESTIC	SWEAR-METRO I	352		352			
4			F-28-4000/600	927	5	932			
5			ALL TYPES	1279	5	1284	1348	1273	94.43
6									
7		WA---DOMESTIC	B-737-300	30		30			
8			B-737-100/200	1		1			
9			B-727-200	1840		1840			
10			DC-10-10		2	2			
11			ALL TYPES	1871	2	1873	1907	1864	97.74
12									
13		2P---DOMESTIC	B-737-100/200	69		69			
14			DC-9-10	459		459			
15			DC-9-30	135		135			
16			DC-9-80	2		2			
17			ALL TYPES	665		665	708	665	93.92
18									
19	COMMUNITY TOTAL	DOMESTIC	B-727-100	3445	4	3449			
20			B-727-200	53415	32	53447			
21			DC-10-10	2622	6	2628			
22			DC-9-80	9447	4	9451			
23			B-767-200	582		582			
24			DC-9-30	26902	66	26968			
25			BAC-111-200	1511	3	1514			
26			B-737-100/200	12361	18	12379			
27			B-737-300	2390		2390			
28			DC-9-10	3689		3689			
29			DC-9-50	2359	2	2361			
30			A-300-B4	300		300			
31			B-757-200	4747		4747			
32			L-1011/100/20	427	2	429			
33			DC-10-40	337		337			
34			B-747	107		107			
35			B-747-200	16		16			
36			L-1011-500 TR	100		100			
37			DC-8-71	118		118			
38			DC-10-30	3		3			
39			SWEAR-METRO I	352		352			
40			DC-9-40	31	3	34			
41			F-28-4000/600	1245	8	1253			
42			F-27 SERIES	1227		1227			
43			BH-99	151		151			
44			PA-31/34/39	5		5			
45			CV-580	6		6			
46			EMBRAER	8		8			
47			DHC-6	2		2			
48			ALL TYPES	127905	148	128053	130004	126389	97.21
49									
50		INTERNATIONAL	B-747	516		516			
51			B-727-200	2		2			
52			B-747-200	60		60			
53			B-737-100/200		1	1			
54			B-747SP	35		35			
55			L-1011-500 TR	29		29			
56			A-300-B4	212		212			
57			L-1011/100/20	230		230			
58			B-767-200	39		39			
59			ALL TYPES	1123	1	1124	1149	1119	97.39
60									
61		TOTAL	B-727-100	3445	4	3449			
62			B-727-200	53417	32	53449			
63			DC-10-10	2622	6	2628			
64			DC-9-80	9447	4	9451			
65			B-767-200	621		621			
66			DC-9-30	26902	66	26968			
67			BAC-111-200	1511	3	1514			
68			B-737-100/200	12361	19	12380			
69			B-737-300	2390		2390			
70			DC-9-10	3689		3689			
71			DC-9-50	2359	2	2361			
72			A-300-B4	512		512			
73			B-757-200	4747		4747			
74			L-1011/100/20	657	2	659			
75			DC-10-40	337		337			
76			B-747	623		623			
77			B-747-200	76		76			
78			L-1011-500 TR	129		129			
79			B-747SP	35		35			
80			DC-8-71	118		118			
81			DC-10-30	3		3			
82			SWEAR-METRO I	352		352			
83			DC-9-40	31	3	34			
84			F-28-4000/600	1245	8	1253			
85			F-27 SERIES	1227		1227			
86			BH-99	151		151			
87			PA-31/34/39	5		5			
88			CV-580	6		6			
89			EMBRAER	8		8			
90			DHC-6	2		2			
91			ALL TYPES	129028	149	129177	131153	127508	97.22
92									
93	FLORIDA								
94									
95									
96	DAYTONA BEACH								
97	(DAYTONA BEACH REGIONAL)	DL---DOMESTIC	B-727-200	114		114			
98			DC-9-30	970		970			
99			DC-8-71	1		1			
100			B-737-100/200	2		2			
101			ALL TYPES	1087		1087	1088	1084	99.63
102									
103		EA---DOMESTIC	DC-9-30	717		717			
104			B-727-100	189		189			
105			B-727-200	710		710			
106			DC-9-50	970		970			
107			B-757-200	98		98			
108			ALL TYPES	2684		2684	2724	2671	98.05
109									
110		PI---DOMESTIC	B-737-100/200	1141	2	1143			
111			B-727-200	1	1	2			
112									

TABLE 7
AIRCRAFT DEPARTURES SCHEDULED AND AIRCRAFT DEPARTURES PERFORMED,
BY TYPE OF OPERATION, BY AIRCRAFT TYPE, BY COMMUNITY, AND BY CARRIER

12 MONTHS ENDED DECEMBER 31, 1985

Line No.	Area, state or country Community (Airport name)	Carrier and type of operation	Type of aircraft	Total departures performed: Scheduled service	Nonscheduled service	All services	Departures scheduled	Scheduled departures completed: Number	Percent of departures scheduled
	1	2	3	4	5	6	7	8	9
1	DAYTONA BEACH REGIONAL	PI---DOMESTIC	(CONT.)						
2			ALL TYPES	1142	3	1145	1148	1141	99.39
3	COMMUNITY TOTAL	DOMESTIC	B-727-200	825	1	826			
4			DC-9-30	1687		1687			
5			DC-8-71	1		1			
6			B-737-100/200	1143	2	1145			
7			B-727-100	189		189			
8			DC-9-50	970		970			
9			B-757-200	98		98			
10			ALL TYPES	4913	3	4916	4960	4896	98.70
11									
12	EGLIN AIR FORCE BASE								
13	(EGLIN AFB)	RC---DOMESTIC	DC-9-10	1130	1	1131			
14			DC-9-30	944		944			
15			DC-9-50	103		103			
16			ALL TYPES	2177	1	2178	2233	2153	96.41
17									
18	FT MYERS								
19	(SOUTHWEST)	AA---DOMESTIC	B-727-200	994		994			
20			B-727-100	39		39			
21			ALL TYPES	1033		1033	1047	1033	98.66
22									
23		AL---DOMESTIC	DC-9-30	9	79	88			
24			B-737-100/200	599	35	634			
25			B-737-300	52		52			
26			B-727-200	1		1			
27			ALL TYPES	661	114	775	668	661	98.95
28									
29		DL---DOMESTIC	B-727-200	1216	1	1217			
30			DC-8-71	152		152			
31			B-757-200	172		172			
32			DC-9-30	391		391			
33			B-737-100/200	2		2			
34			ALL TYPES	1933	1	1934	1935	1931	99.79
35									
36		EA---DOMESTIC	DC-9-30	887		887			
37			B-727-200	1110		1110			
38			B-727-100	141		141			
39			DC-9-50	713		713			
40			B-757-200	556		556			
41			ALL TYPES	3407		3407	3450	3395	98.43
42									
43		FL---DOMESTIC	DC-9-10	15		15			
44			DC-9-30	2		2			
45			ALL TYPES	17		17	17	17	100.00
46									
47		NW---DOMESTIC	B-727-200	821		821			
48			B-727-100	130		130			
49			DC-10-40	2		2			
50			ALL TYPES	953		953	965	953	98.75
51									
52		CZ---DOMESTIC	DC-9-30	723	2	725			
53			DC-9-40	55		55			
54			DC-9-80	109		109			
55			DC-9-10	1		1			
56			ALL TYPES	888	2	890	902	887	98.33
57									
58		PE---DOMESTIC	B-737-100/200	40		40			
59			B-727-200	1069		1069			
60			ALL TYPES	1109		1109	1130	1109	98.14
61									
62		LA---DOMESTIC	B-727-200	586		586			
63			B-737-100/200	176		176			
64			B-727-100	215		215			
65			DC-10-10	9		9			
66			ALL TYPES	986		986	1010	986	97.62
67									
68	COMMUNITY TOTAL	DOMESTIC	B-727-200	5797	1	5798			
69			B-727-100	525		525			
70			DC-9-30	2012	81	2093			
71			B-737-100/200	817	35	852			
72			B-737-300	52		52			
73			DC-8-71	152		152			
74			B-757-200	728		728			
75			DC-9-50	713		713			
76			DC-9-10	16		16			
77			DC-10-40	2		2			
78			DC-9-40	55		55			
79			DC-9-80	109		109			
80			DC-10-10	9		9			
81			ALL TYPES	10987	117	11104	11124	10972	98.63
82									
83	GAINESVILLE								
84	(GAINESVILLE RUNI)	EA---DOMESTIC	DC-9-30	550		550			
85			B-727-100	446		446			
86			B-727-200	627		627			
87			DC-9-50	360		360			
88			ALL TYPES	1983		1983	1999	1974	98.74
89									
90		PI---DOMESTIC	B-737-100/200		2	2			
91			F-28-4000/600	358		358			
92			ALL TYPES	358	2	360	359	357	99.44
93									
94	COMMUNITY TOTAL	DOMESTIC	DC-9-30	550		550			
95			B-727-100	446		446			
96			B-727-200	627		627			
97			DC-9-50	360		360			
98			B-737-100/200		2	2			
99			F-28-4000/600	358		358			
100			ALL TYPES	2341	2	2343	2358	2331	98.85
101									
102	JACKSONVILLE								
103	(JACKSONVILLE INTERNATIONAL)	AA---DOMESTIC	B-727-200	242		242			
104			B-727-100	1185		1185			
105			ALL TYPES	1427		1427	1456	1427	98.00
106									
107		CC---DOMESTIC	B-727-100	1		1			
108			DC-9-10	14		14			
109			DC-9-30	305		305			
110			B-727-200	1		1			
111			ALL TYPES	321		321	328	321	97.86
112									

TABLE 7
AIRCRAFT DEPARTURES SCHEDULED AND AIRCRAFT DEPARTURES PERFORMED, BY TYPE OF OPERATION, BY AIRCRAFT TYPE, BY COMMUNITY, AND BY CARRIER

12 MONTHS ENDED DECEMBER 31, 1985

Line No.	Area, state or country Community (Airport name)	Carrier and type of operation	Type of aircraft	Total departures performed: Scheduled service	Total departures performed: Nonscheduled service	Total departures performed: All services	Departures scheduled	Scheduled departures completed: Number	Scheduled departures completed: Percent of departures scheduled
	1	2	3	4	5	6	7	8	9
1	JACKSONVILLE INTERNATIONAL	(CONT.)							
2		DL---DOMESTIC	B-727-200	1945	4	1949			
3			L-1011/100/20	287		287			
4			L-1011-500 TR	5		5			
5			DC-8-71	950		950			
6			B-767-200	19		19			
7			B-737-100/200	131	2	133			
8			B-757-200	119	1	120			
9			DC-9-30	2	1	3			
10			ALL TYPES	3458	8	3466	3467	3450	99.50
11		EA---DOMESTIC	DC-9-30	2447		2447			
12			B-727-100	707		707			
13			B-727-200	3004		3004			
14			L-1011/100/20	2		2			
15			DC-9-50	1123		1123			
16			A-300-84	6		6			
17			ALL TYPES	7289		7289	7448	7259	97.46
18									
19		NW---DOMESTIC	DC-9-30	276		276			
20			DC-9-80	1		1			
21			B-737-300	25		25			
22			ALL TYPES	302		302	305	301	98.68
23									
24		CZ---DOMESTIC	DC-9-10	207		207			
25			DC-9-30	864	6	870			
26			DC-9-40	37	2	39			
27			ALL TYPES	1108	8	1116	1120	1106	98.75
28									
29		PA---DOMESTIC	B-727-200	1		1			
30			ALL TYPES	1		1			
31									
32		PE---DOMESTIC	B-737-100/200	206		206			
33			B-727-200	1829		1829			
34			ALL TYPES	2035		2035	2071	2032	98.11
35									
36		FI---DOMESTIC	B-737-100/200	2809	1	2810			
37			B-727-200	555		555			
38			F-28-4000/600	1164		1164			
39			ALL TYPES	4528	1	4529	4551	4516	99.23
40									
41		TW---DOMESTIC	B-727-100	324		324			
42			B-727-200	37		37			
43			ALL TYPES	361		361	365	361	96.90
44									
45		LA---DOMESTIC	B-737-100/200	249		249			
46			B-727-100	296		296			
47			B-727-200	50		50			
48			ALL TYPES	595		595	613	595	97.06
49									
50	COMMUNITY TOTAL	DOMESTIC	B-727-200	7664	4	7668			
51			B-727-100	2513		2513			
52			DC-9-10	221		221			
53			DC-9-30	3894	7	3901			
54			L-1011/100/20	289		289			
55			L-1011-500 TR	5		5			
56			DC-8-71	950		950			
57			B-767-200	19		19			
58			B-737-100/200	3395	3	3398			
59			B-757-200	119	1	120			
60			DC-9-50	1123		1123			
61			A-300-84	6		6			
62			DC-9-80	1		1			
63			B-737-300	25		25			
64			DC-9-40	37	2	39			
65			F-28-4000/600	1164		1164			
66			ALL TYPES	21425	17	21442	21724	21368	98.36
67									
68	KEY WEST								
69	(KEY WEST INTERNATIONAL)	EA---DOMESTIC	B-727-100	14		14			
70			ALL TYPES	14		14	14	14	100.00
71									
72		PI---DOMESTIC	F-28-4000/600	345		345			
73			ALL TYPES	345		345	353	345	97.73
74									
75	COMMUNITY TOTAL	DOMESTIC	B-727-100	14		14			
76			F-28-4000/600	345		345			
77			ALL TYPES	359		359	367	359	97.82
78									
79	MELBOURNE								
80	(CAPE KENNEDY REGIONAL)	DL---DOMESTIC	DC-9-30	1070		1070			
81			B-737-100/200	2		2			
82			B-727-200	1		1			
83			ALL TYPES	1073		1073	1083	1073	99.07
84									
85		EA---DOMESTIC	DC-9-30	445		445			
86			B-727-100	183		183			
87			B-727-200	644		644			
88			DC-9-50	955		955			
89			B-757-200	39		39			
90			ALL TYPES	2266		2266	2301	2259	98.17
91									
92		FT---DOMESTIC	*B-747F	1		1			
93			ALL TYPES	1		1			
94									
95		PE---DOMESTIC	B-737-100/200	1046		1046			
96			B-727-200	141		141			
97			ALL TYPES	1187		1187	1204	1187	98.58
98									
99	COMMUNITY TOTAL	DOMESTIC	DC-9-30	1515		1515			
100			B-737-100/200	1048		1048			
101			B-727-200	786		786			
102			B-727-100	183		183			
103			DC-9-50	955		955			
104			B-757-200	39		39			
105			*B-747F	1		1			
106			ALL TYPES	4527		4527	4588	4519	98.49
107									
108	MIAMI/FT LAUDERDALE								
109	(FT. LAUDERDALE-HOLLYWOOD INTL)	AA---DOMESTIC	B-727-100	19		19			
110			B-727-200	1373		1373			
111			ALL TYPES	1392		1392	1402	1392	99.28
112									

TABLE 7
AIRCRAFT DEPARTURES SCHEDULED AND AIRCRAFT DEPARTURES PERFORMED,
BY TYPE OF OPERATION, BY AIRCRAFT TYPE, BY COMMUNITY, AND BY CARRIER

12 MONTHS ENDED DECEMBER 31, 1985

Line No.	Area, state or country Community (Airport name)	Carrier and type of operation	Type of aircraft	Total departures performed: Scheduled service	Nonscheduled service	All services	Departures scheduled	Scheduled departures completed: Number	Percent of departures scheduled
	1	2	3	4	5	6	7	8	9
1	FT. LAUDERDALE-HOLLYWOOD INTL	(CONT.)							
2		AL---DOMESTIC	DC-9-30	106	96	202			
3			B-737-100/200	900	23	923			
4			B-737-300	368		368			
5			B-727-200	78		78			
6			ALL TYPES	1452	119	1571	1457	1450	99.51
7		BA---DOMESTIC	B-727-200	76	293	369			
8			ALL TYPES	76	293	369	76	76	100.00
9									
10		CC---DOMESTIC	B-727-200	657		657			
11			B-727-100	25		25			
12			DC-9-30	382		382			
13			DC-9-10	5		5			
14			ALL TYPES	1069		1069	1078	1059	98.23
15									
16		DL---DOMESTIC	B-727-200	2590		2590			
17			L-1011/100/20	3771		3771			
18			DC-8-71	880		880			
19			B-767-200	916		916			
20			B-737-100/200	5	1	6			
21			B-757-200	754		754			
22			ALL TYPES	9316	1	9317	9321	9262	99.36
23									
24		DL---INTERNATIONAL	B-727-200	205		205			
25			L-1011/100/20	1		1			
26			ALL TYPES	206		206	205	205	100.00
27									
28		DL---TOTAL	B-727-200	3195		3195			
29			L-1011/100/20	3772		3772			
30			DC-8-71	880		880			
31			B-767-200	916		916			
32			B-737-100/200	5	1	6			
33			B-757-200	754		754			
34			ALL TYPES	9522	1	9523	9526	9467	99.38
35									
36		EA---DOMESTIC	DC-9-30	526		526			
37			B-727-100	1241		1241			
38			B-727-200	4258	1	4259			
39			L-1011/100/20	940	2	942			
40			DC-9-50	501		501			
41			A-300-84	1639		1639			
42			A-300-82	5		5			
43			B-757-200	219		219			
44			ALL TYPES	9329	3	9332	9531	9271	97.27
45									
46		EA---INTERNATIONAL	DC-9-30	119		119			
47			DC-9-50	2		2			
48			B-727-100	114		114			
49			B-727-200	68		68			
50			L-1011/100/20	37		37			
51			ALL TYPES	340		340	363	339	93.38
52									
53		EA---TOTAL	DC-9-30	645		645			
54			B-727-100	1355		1355			
55			B-727-200	4326	1	4327			
56			L-1011/100/20	977	2	979			
57			DC-9-50	503		503			
58			A-300-84	1639		1639			
59			A-300-82	5		5			
60			B-757-200	219		219			
61			ALL TYPES	9669	3	9672	9894	9610	97.12
62									
63		FB---DOMESTIC	B-727-100	5		5			
64			ALL TYPES	5		5	5	5	100.00
65									
66		FL---DOMESTIC	DC-9-30	84		84			
67			B-737-100/200	291		291			
68			ALL TYPES	375		375	384	374	97.39
69									
70		NW---DOMESTIC	B-727-200	691		691			
71			DC-10-40	131		131			
72			B-747	1		1			
73			B-757-200	14		14			
74			ALL TYPES	837		837	838	831	99.16
75									
76		NY---DOMESTIC	DC-9-30	351		351			
77			B-737-300	224		224			
78			ALL TYPES	575		575	576	569	98.78
79									
80		PA---DOMESTIC	DC-9-30	662		662			
81			DC-9-40	36	1	37			
82			DC-9-10	30		30			
83			DC-9-80	1		1			
84			ALL TYPES	729	1	730	734	733	99.86
85									
86		PA---INTERNATIONAL	L-1011-500 TR	2		2			
87			ALL TYPES	2		2			
88									
89		PE---DOMESTIC	B-737-100/200	121		121			
90			B-727-200	742		742			
91			ALL TYPES	863		863	890	863	96.96
92									
93		PI---DOMESTIC	B-737-100/200	100		100			
94			F-28-4000/600	256		256			
95			ALL TYPES	356		356	359	355	98.88
96									
97		RC---DOMESTIC	DC-9-30	326		326			
98			DC-9-50	277	18	295			
99			DC-9-10	180		180			
100			ALL TYPES	783	18	801	788	780	98.98
101									
102		TB---DOMESTIC	B-727-200	706		706			
103			B-727-100	2		2			
104			DC-9-80	151		151			
105			L-1011/100/20	13		13			
106			ALL TYPES	872		872	883	871	98.64
107									
108		UA---DOMESTIC	B-727-100	293		293			
109			B-727-200	1137	2	1139			
110			B-737-100/200	49		49			
111			DC-8-71	1	2	3			
112									

AD-A171 840 AIRPORT ACTIVITY STATISTICS OF CERTIFICATED ROUTE AIR CARRIERS(U) FEDERAL AVIATION ADMINISTRATION WASHINGTON DC OFFICE OF MANAGEMENT SYSTEMS 31 DEC 85 3/4

UNCLASSIFIED F/G 1/5 NL



'CROCOPY RESOLUTION TEST CHART
NATIONAL BUREAU OF STANDARDS-1963-A

TABLE 7
AIRCRAFT DEPARTURES SCHEDULED AND AIRCRAFT DEPARTURES PERFORMED,
BY TYPE OF OPERATION, BY AIRCRAFT TYPE, BY COMMUNITY, AND BY CARRIER

12 MONTHS ENDED DECEMBER 31, 1985

Line No.	Area, state or country Community (Airport name)	Carrier and type of operation	Type of aircraft	Total departures performed: Scheduled service	Total departures performed: Nonscheduled service	Total departures performed: All services	Departures scheduled	Scheduled departures completed: Number	Scheduled departures completed: Percent of departures scheduled
	1	2	3	4	5	6	7	8	9
1	FT. LAUDERDALE-HOLLYWOOD INTL	LA---DOMESTIC	(CONT.)						
2			ALL TYPES	1480	4	1484	1514	1475	97.42
3		ZC---DOMESTIC	BAC-111-200	1823	490	2313			
4			ALL TYPES	1823	490	2313	1835	1823	99.34
5		ZK---DOMESTIC	DC-9-80	1		1			
6			B-737-100/200	317		317			
7			ALL TYPES	318		318	324	318	98.14
8									
9		DOMESTIC	B-727-100	1565		1585			
10	AIRPORT TOTAL		B-727-200	12708	296	13004			
11			DC-9-30	2437	96	2533			
12			B-737-100/200	1783	24	1807			
13			B-737-300	592		592			
14			DC-9-10	215		215			
15			L-1011/100/20	4724	2	4726			
16			DC-8-71	881	2	883			
17			B-767-200	916		916			
18			B-757-200	987		987			
19			DC-9-50	778	13	796			
20			A-300-B4	1639		1639			
21			A-300-B2	5		5			
22			DC-10-40	131		131			
23			B-747	1		1			
24			DC-9-40	36	1	37			
25			DC-9-80	153		153			
26			F-28-4000/600	256		256			
27			BAC-111-200	1823	490	2313			
28			ALL TYPES	31650	929	32579	31995	31507	98.47
29									
30		INTERNATIONAL	B-727-200	273		273			
31			L-1011/100/20	38		38			
32			DC-9-30	119		119			
33			DC-9-50	2		2			
34			B-727-100	114		114			
35			L-1011-500 TR	2		2			
36			ALL TYPES	548		548	568	544	95.77
37									
38		TOTAL	B-727-100	1699		1699			
39			B-727-200	12981	296	13277			
40			DC-9-30	2556	96	2652			
41			B-737-100/200	1783	24	1807			
42			B-737-300	592		592			
43			DC-9-10	215		215			
44			L-1011/100/20	4762	2	4764			
45			DC-8-71	881	2	883			
46			B-767-200	916		916			
47			B-757-200	987		987			
48			DC-9-50	780	18	798			
49			A-300-B4	1639		1639			
50			A-300-B2	5		5			
51			DC-10-40	131		131			
52			B-747	1		1			
53			DC-9-40	36	1	37			
54			DC-9-80	153		153			
55			L-1011-500 TR	2		2			
56			F-28-4000/600	256		256			
57			BAC-111-200	1823	490	2313			
58			ALL TYPES	32198	929	33127	32563	32051	98.42
59									
60	(MIAMI INTERNATIONAL)	AA---DOMESTIC	DC-10-10	159		159			
61			B-727-200	1640		1640			
62			B-727-100	20		20			
63			DC-10-30	1		1			
64			B-767-200	8		8			
65			DC-9-80	1	1	2			
66			ALL TYPES	1829	1	1830	1845	1829	99.13
67									
68		AA---INTERNATIONAL	B-727-200	1		1			
69			DC-10-10	2		2			
70			ALL TYPES	3		3	3	3	100.00
71									
72		AA---TOTAL	DC-10-10	161		161			
73			B-727-200	1641		1641			
74			B-727-100	20		20			
75			DC-10-30	1		1			
76			B-767-200	8		8			
77			DC-9-80	1	1	2			
78			ALL TYPES	1832	1	1833	1848	1832	99.13
79									
80		BN---DOMESTIC	B-727-200	638	22	660			
81			ALL TYPES	638	22	660	640	637	99.53
82									
83		CC---DOMESTIC	B-727-100	918	7	925			
84			ALL TYPES	918	7	925	927	917	98.92
85									
86		CC---DOMESTIC	B-727-200	1398		1398			
87			DC-10-10	56		56			
88			B-727-100	34		34			
89			DC-9-30	123		123			
90			DC-9-10	2		2			
91			DC-9-80	24		24			
92			B-737-300	2		2			
93			ALL TYPES	1639		1639	1660	1634	98.43
94									
95		DL---DOMESTIC	DC-9-30	21		21			
96			B-727-200	3054		3054			
97			L-1011/100/20	981		981			
98			DC-8-71	894		894			
99			B-767-200	360		360			
100			B-737-100/200	2	1	3			
101			B-757-200	96		96			
102			ALL TYPES	5408	1	5409	5412	5384	99.48
103									
104		DL---INTERNATIONAL	L-1011/100/20	1		1			
105			ALL TYPES	1		1			
106									
107		DL---TOTAL	DC-9-30	21		21			
108			B-727-200	3054		3054			
109			L-1011/100/20	982		982			
110			DC-8-71	894		894			
111									
112									

TABLE 7
AIRCRAFT DEPARTURES SCHEDULED AND AIRCRAFT DEPARTURES PERFORMED,
BY TYPE OF OPERATION, BY AIRCRAFT TYPE, BY COMMUNITY, AND BY CARRIER

12 MONTHS ENDED DECEMBER 31, 1985

Line No.	Area, state or country Community (Airport name)	Carrier and type of operation	Type of aircraft	Total departures performed: Scheduled service	Total departures performed: Nonscheduled service	Total departures performed: All services	Departures scheduled	Scheduled departures completed: Number	Scheduled departures completed: Percent of departures scheduled
	1	2	3	4	5	6	7	8	9
1	MIAMI INTERNATIONAL	DL---TOTAL	(CONT.)						
2			B-767-200	360		360			
3			B-737-100/200	2	1	3			
4			B-757-200	96		96			
5			ALL TYPES	5409	1	5410	5412	5384	99.48
6		EA---DOMESTIC	DC-9-30	4052		4052			
7			B-727-100	3040		3040			
8			B-727-200	9140	18	9158			
9			L-1011/100/20	4887	11	4898			
10			DC-9-50	861		861			
11			A-300-84	4881		4881			
12			A-300-82	10		10			
13			B-757-200	2274	7	2281			
14			ALL TYPES	29145	36	29181	29638	28981	97.78
15									
16		EA---INTERNATIONAL	DC-10-30	92		92			
17			B-727-100	81		81			
18			B-727-200	3700	48	3748			
19			L-1011/100/20	2339	37	2376			
20			A-300-84	649		649			
21			B-757-200	920		920			
22			DC-9-50	2		2			
23			A-300-82	5		5			
24			DC-9-30	1		1			
25			ALL TYPES	7789	85	7874	7894	7754	98.22
26									
27		EA---TOTAL	DC-9-30	4053		4053			
28			B-727-100	3121		3121			
29			B-727-200	12840	66	12906			
30			L-1011/100/20	7226	48	7274			
31			DC-9-50	863		863			
32			A-300-84	5530		5530			
33			A-300-82	15		15			
34			B-757-200	3194	7	3201			
35			DC-10-30	92		92			
36			ALL TYPES	36934	121	37055	37532	36735	97.87
37									
38		FT---DOMESTIC	*B-747F	104		104			
39			*B-727-100	163		163			
40			*B-747	47		47			
41			ALL TYPES	314		314	544	291	53.49
42									
43		FT---INTERNATIONAL	*B-747F	116	5	121			
44			*B-747	49	4	53			
45			*B-727-100	39	3	42			
46			ALL TYPES	204	12	216	206	190	92.23
47									
48		FT---TOTAL	*B-747F	220	5	225			
49			*B-727-100	202	3	205			
50			*B-747	96	4	100			
51			ALL TYPES	518	12	530	750	481	64.13
52									
53		JW---DOMESTIC	DC-8-62	403	6	409			
54			DC-8-63	65	1	66			
55			DC-8-50	16		16			
56			DC-8-61		1	1			
57			DC-10-30	1	2	3			
58			B-727-100	16	1	17			
59			DC-10-10	3	2	5			
60			*DC-8-63F	62		62			
61			B-727-200	12		12			
62			*DC-8-62	10		10			
63			*DC-8-63	12		12			
64			ALL TYPES	620	13	633	693	654	94.37
65									
66		JW---INTERNATIONAL	DC-8-62	30	104	134			
67			DC-8-63	1		1			
68			DC-8-61		1	1			
69			DC-10-30	1	1	2			
70			DC-10-10	1	4	5			
71			*DC-8-63	1	2	3			
72			*DC-8-62	1	1	2			
73			*DC-8-63F		1	1			
74			ALL TYPES	35	114	149	37	35	94.59
75									
76		JW---TOTAL	DC-8-62	433	110	543			
77			DC-8-63	66	1	67			
78			DC-8-50	16		16			
79			DC-8-61		2	2			
80			DC-10-30	2	3	5			
81			B-727-100	16	1	17			
82			DC-10-10	4	6	10			
83			*DC-8-63F	82	1	83			
84			B-727-200	12		12			
85			*DC-8-62	11	1	12			
86			*DC-8-63	13	2	15			
87			ALL TYPES	655	127	782	730	689	94.38
88									
89		PL---DOMESTIC	DC-9-30	45	1	46			
90			B-737-100/200	876		876			
91			ALL TYPES	921	1	922	937	919	98.07
92									
93		NW---DOMESTIC	B-727-200	673	1	674			
94			DC-10-40	460		460			
95			B-747	17		17			
96			ALL TYPES	1150	1	1151	1147	1133	98.77
97									
98		CO---DOMESTIC	DC-9-30	768	20	788			
99			DC-9-40	67	5	72			
100			DC-9-80	33		33			
101			ALL TYPES	868	25	893	875	868	99.20
102									
103		PA---DOMESTIC	B-747	156	1	157			
104			B-727-200	7125	3	7128			
105			B-727-100	36		36			
106			L-1011-500 TR	997	1	998			
107			B-747-200	17		17			
108			A-300-84	672		672			
109			DC-10-30	2		2			
110			B-747SP	5		5			
111			ALL TYPES	9010	5	9015	9946	8989	90.37
112									

TABLE 7
AIRCRAFT DEPARTURES SCHEDULED AND AIRCRAFT DEPARTURES PERFORMED,
BY TYPE OF OPERATION, BY AIRCRAFT TYPE, BY COMMUNITY, AND BY CARRIER

12 MONTHS ENDED DECEMBER 31, 1985

Line No.	Area, state or country Community (Airport name)	Carrier and type of operation	Type of aircraft	Total departures performed: Scheduled service	Total departures performed: Nonscheduled service	Total departures performed: All services	Departures scheduled	Scheduled departures completed: Number	Scheduled departures completed: Percent of departures scheduled
	1	2	3	4	5	6	7	8	9
1	MIAMI INTERNATIONAL	(CONT.)							
2		FA---INTERNATIONAL	B-747	559		559			
3			B-747-200	37		37			
4			B-747SP	2		2			
5			DC-10-30	65		65			
6			B-727-200	1911		1911			
7			L-1011-500 TR	535		535			
8			A-300-84	614		614			
9			ALL TYPES	3723		3723	3904	3670	94.00
10		FA---TOTAL	B-747	715	1	716			
11			B-727-200	9036	3	9039			
12			B-727-100	36		36			
13			L-1011-500 TR	1532	1	1533			
14			B-747-200	54		54			
15			A-300-84	1286		1286			
16			DC-10-30	67		67			
17			B-747SP	7		7			
18			ALL TYPES	12733	5	12738	13850	12659	91.40
19									
20		FE---DOMESTIC	B-727-200	1584		1584			
21			B-737-100/200	324		324			
22			ALL TYPES	1908		1908	1929	1906	98.80
23									
24		FI---DOMESTIC	B-737-100/200	1918	8	1926			
25			B-727-200	2017	3	2020			
26			F-28-4000/600	1643		1643			
27			B-737-300		1	1			
28			ALL TYPES	5578	12	5590	5615	5571	99.21
29									
30		RC---DOMESTIC	DC-9-30	1230		1230			
31			DC-9-10	93		93			
32			DC-9-50	1774	1	1775			
33			B-727-200	1		1			
34			ALL TYPES	3098	1	3099	3113	3086	99.13
35									
36		TW---DOMESTIC	B-727-100	35		35			
37			B-727-200	950	1	951			
38			L-1011/100/20	86		86			
39			DC-9-80	214		214			
40			B-767-200	16		16			
41			ALL TYPES	1301	1	1302	1311	1299	99.08
42									
43		UA---DOMESTIC	B-727-100	176		176			
44			B-727-200	959	2	961			
45			B-747	1	4	5			
46			DC-8-71	140	6	146			
47			DC-10-10	2	1	3			
48			B-737-100/200	48		48			
49			ALL TYPES	1326	13	1339	1351	1323	97.92
50									
51		VX---INTERNATIONAL	B-737-100/200	650	36	686			
52			*B-707-300C	171	4	175			
53			B-737-200C	193	4	197			
54			*B-707-300	74		74			
55			ALL TYPES	1088	44	1132	1088	1088	100.00
56									
57		ZC---DOMESTIC	BAC-111-200	1750	549	2299			
58			ALL TYPES	1750	549	2299	1762	1750	99.31
59									
60		ZN---DOMESTIC	DC-9-80	1		1			
61			B-737-100/200	919	1	920			
62			ALL TYPES	920	1	921	932	920	98.71
63									
64	AIRPORT TOTAL	DOMESTIC	DC-10-10	220	3	223			
65			B-727-200	29191	50	29241			
66			B-727-100	4275	8	4283			
67			DC-10-30	4	2	6			
68			B-767-200	384		384			
69			DC-9-80	273	1	274			
70			DC-9-30	6239	21	6260			
71			DC-9-10	95		95			
72			B-737-300	2	1	3			
73			L-1011/100/20	5954	11	5965			
74			DC-8-71	1034	6	1040			
75			B-737-100/200	4087	10	4097			
76			B-757-200	2370	7	2377			
77			DC-9-50	2635	1	2636			
78			A-300-84	5553		5553			
79			A-300-82	10		10			
80			*B-747F	104		104			
81			*B-727-100	163		163			
82			*B-747	47		47			
83			DC-8-62	403	6	409			
84			DC-8-63	65	1	66			
85			DC-8-50	16		16			
86			DC-8-61		1	1			
87			*DC-8-63F	82		82			
88			*DC-8-62	10		10			
89			*DC-8-63	12		12			
90			DC-10-40	460		460			
91			B-747	174	5	179			
92			DC-9-40	67	5	72			
93			L-1011-500 TR	997	1	998			
94			B-747-200	17		17			
95			B-747SP	5		5			
96			F-28-4000/600	1643		1643			
97			BAC-111-200	1750	549	2299			
98			ALL TYPES	68341	689	69030	70277	68091	96.88
99									
100		INTERNATIONAL	B-727-200	5612	48	5660			
101			DC-10-10	3	4	7			
102			L-1011/100/20	2340	37	2377			
103			DC-10-30	158	1	159			
104			B-727-100	81		81			
105			A-300-84	1263		1263			
106			B-757-200	920		920			
107			DC-9-50	2		2			
108			A-300-82	5		5			
109			DC-9-30	1		1			
110			*B-747F	116	5	121			
111			*B-747	49	4	53			
112									

TABLE 7
AIRCRAFT DEPARTURES SCHEDULED AND AIRCRAFT DEPARTURES PERFORMED,
BY TYPE OF OPERATION, BY AIRCRAFT TYPE, BY COMMUNITY, AND BY CARRIER

12 MONTHS ENDED DECEMBER 31, 1985

Line No.	Area, state or country Community (Airport name)	Carrier and type of operation	Type of aircraft	Total departures performed: Scheduled service	Total departures performed: Nonscheduled service	Total departures performed: All services	Departures scheduled	Scheduled departures completed: Number	Scheduled departures completed: Percent of departures scheduled
	1	2	3	4	5	6	7	8	9
1	AIRPORT TOTAL	INTERNATIONAL	(CONT.)						
2			*B-727-100	39	3	42			
3			DC-8-62	30	104	134			
4			DC-8-63	1		1			
5			DC-8-61		1	1			
6			*DC-8-63	1	2	3			
7			*DC-8-62	1	1	2			
8			*DC-8-63F		1	1			
9			B-747	559		559			
10			B-747-200	37		37			
11			B-747SP	2		2			
12			L-1011-500 TR	535		535			
13			B-737-100/200	650	36	686			
14			*B-707-300C	171	4	175			
15			B-737-200C	153	4	157			
16			*B-707-300	74		74			
17			ALL TYPES	12843	255	13098	13132	12740	97.01
18		TOTAL	DC-10-10	223	7	230			
19			B-727-200	34803	98	34901			
20			B-727-100	4356	8	4364			
21			DC-10-30	162	3	165			
22			B-767-200	384		384			
23			DC-9-80	273	1	274			
24			DC-9-30	6240	21	6261			
25			DC-9-10	95		95			
26			B-737-300	2	1	3			
27			L-1011/100/20	6294	48	6342			
28			DC-8-71	1034	6	1040			
29			B-737-100/200	4737	46	4783			
30			B-757-200	3290	7	3297			
31			DC-9-50	2637	1	2638			
32			A-300-B4	6816		6816			
33			A-300-B2	15		15			
34			*B-747F	220	5	225			
35			*B-727-100	202	3	205			
36			*B-747	96	4	100			
37			DC-8-62	433	110	543			
38			DC-8-63	66	1	67			
39			DC-8-50	16		16			
40			DC-8-61		2	2			
41			*DC-8-63F	82	1	83			
42			*DC-8-62	11	1	12			
43			*DC-8-63	13	2	15			
44			DC-10-40	460		460			
45			B-747	733	5	738			
46			DC-9-40	67	5	72			
47			L-1011-500 TR	1532	1	1533			
48			B-747-200	54		54			
49			B-747SP	7		7			
50			F-28-4000/600	1643		1643			
51			*B-707-300C	171	4	175			
52			B-737-200C	193	4	197			
53			*B-707-300	74		74			
54			BAC-111-200	1750	549	2299			
55			ALL TYPES	81184	944	82128	83409	80831	96.90
56									
57	COMMUNITY TOTAL BY CARRIER	AA---DOMESTIC	B-767-200	8		8			
58			DC-9-80	1	1	2			
59			B-727-100	39		39			
60			B-727-200	3013		3013			
61			DC-10-10	159		159			
62			DC-10-30	1		1			
63			ALL TYPES	3221	1	3222	3247	3221	99.19
64									
65		AA---INTERNATIONAL	B-727-200	1		1			
66			DC-10-10	2		2			
67			ALL TYPES	3		3	3	3	100.00
68									
69		AA---TOTAL	B-767-200	8		8			
70			DC-9-80	1	1	2			
71			B-727-100	39		39			
72			B-727-200	3014		3014			
73			DC-10-10	161		161			
74			DC-10-30	1		1			
75			ALL TYPES	3224	1	3225	3250	3224	99.20
76									
77		AL---DOMESTIC	B-737-300	368		368			
78			B-737-100/200	900	23	923			
79			DC-9-30	106	96	202			
80			B-727-200	78		78			
81			ALL TYPES	1452	119	1571	1457	1450	99.51
82									
83		BA---DOMESTIC	B-727-200	714	315	1029			
84			ALL TYPES	714	315	1029	716	713	99.58
85									
86		CC---DOMESTIC	B-727-100	918	7	925			
87			ALL TYPES	918	7	925	927	917	98.92
88									
89		CE---DOMESTIC	B-737-300	2		2			
90			DC-9-10	7		7			
91			DC-9-30	505		505			
92			DC-9-80	24		24			
93			B-727-100	59		59			
94			B-727-200	2055		2055			
95			DC-10-10	56		56			
96			ALL TYPES	2708		2708	2738	2693	98.35
97									
98		DL---DOMESTIC	B-737-100/200	7	2	9			
99			B-757-200	850		850			
100			B-767-200	1276		1276			
101			DC-9-30	21		21			
102			B-727-200	6044		6044			
103			L-1011/100/20	4752		4752			
104			DC-8-71	1774		1774			
105			ALL TYPES	14724	2	14726	14733	14646	99.40
106									
107		DL---INTERNATIONAL	B-727-200	205		205			
108			L-1011/100/20	2		2			
109			ALL TYPES	207		207	205	205	100.00
110									
111		DL---TOTAL	B-737-100/200	7	2	9			
112									

TABLE 7
AIRCRAFT DEPARTURES SCHEDULED AND AIRCRAFT DEPARTURES PERFORMED,
BY TYPE OF OPERATION, BY AIRCRAFT TYPE, BY COMMUNITY, AND BY CARRIER

12 MONTHS ENDED DECEMBER 31, 1985

Line No.	Area, state or country Community (Airport name)	Carrier and type of operation	Type of aircraft	Total departures performed: Scheduled service	Total departures performed: Nonscheduled service	Total departures performed: All services	Departures scheduled	Scheduled departures completed: Number	Scheduled departures completed: Percent of departures scheduled
	1	2	3	4	5	6	7	8	9
1	COMMUNITY TOTAL BY CARRIER	DL---TOTAL	(CONT.)						
2			B-757-200	850		850			
3			B-767-200	1276		1276			
4			DC-9-30	21		21			
5			B-727-200	6249		6249			
6			L-1011/100/20	4754		4754			
7			DC-8-71	1774		1774			
8			ALL TYPES	14931	2	14933	14938	14851	99.41
9		EA---DOMESTIC	B-757-200	2493	7	2500			
10			DC-9-30	4578		4578			
11			DC-9-50	1362		1362			
12			A-300-84	6520		6520			
13			A-300-82	15		15			
14			B-727-100	4281		4281			
15			B-727-200	13398	19	13417			
16			L-1011/100/20	5827	13	5840			
17			ALL TYPES	38474	39	38513	39169	38252	97.65
18									
19		EA---INTERNATIONAL	B-757-200	920		920			
20			DC-9-30	120		120			
21			DC-9-50	4		4			
22			A-300-84	649		649			
23			A-300-82	5		5			
24			B-727-100	195		195			
25			B-727-200	3768	48	3816			
26			DC-10-30	92		92			
27			L-1011/100/20	2376	37	2413			
28			ALL TYPES	8129	85	8214	8257	8093	98.01
29									
30		EA---TOTAL	B-757-200	3413	7	3420			
31			DC-9-30	4698		4698			
32			DC-9-50	1366		1366			
33			A-300-84	7169		7169			
34			A-300-82	20		20			
35			B-727-100	4476		4476			
36			B-727-200	17166	67	17233			
37			DC-10-30	92		92			
38			L-1011/100/20	8203	50	8253			
39			ALL TYPES	46603	124	46727	47426	46345	97.72
40									
41		FT---DOMESTIC	*B-727-100	163		163			
42			*B-747	47		47			
43			*B-747F	104		104			
44			ALL TYPES	314		314	544	291	53.49
45									
46		FT---INTERNATIONAL	*B-727-100	39	3	42			
47			*B-747	49	4	53			
48			*B-747F	116	5	121			
49			ALL TYPES	204	12	216	206	190	92.23
50									
51		FT---TOTAL	*B-727-100	202	3	205			
52			*B-747	96	4	100			
53			*B-747F	220	5	225			
54			ALL TYPES	518	12	530	750	481	64.13
55									
56		FW---DOMESTIC	B-727-100	5		5			
57			ALL TYPES	5		5	5	5	100.00
58									
59		JW---DOMESTIC	B-727-100	16	1	17			
60			B-727-200	12		12			
61			DC-10-10	3	2	5			
62			DC-10-30	1	2	3			
63			DC-8-50	16		16			
64			DC-8-61		1	1			
65			*DC-8-63F	82		82			
66			DC-8-62	403	6	409			
67			*DC-8-62	10		10			
68			DC-8-63	65	1	66			
69			*DC-8-63	12		12			
70			ALL TYPES	620	13	633	693	654	94.37
71									
72		JW---INTERNATIONAL	DC-10-10	1	4	5			
73			DC-10-30	1	1	2			
74			DC-8-61		1	1			
75			*DC-8-63F		1	1			
76			DC-8-62	30	104	134			
77			*DC-8-62	1	1	2			
78			DC-8-63	1		1			
79			*DC-8-63	1	2	3			
80			ALL TYPES	35	114	149	37	35	94.59
81									
82		JW---TOTAL	B-727-100	16	1	17			
83			B-727-200	12		12			
84			DC-10-10	4	6	10			
85			DC-10-30	2	3	5			
86			DC-8-50	16		16			
87			DC-8-61		2	2			
88			*DC-8-63F	82	1	83			
89			DC-8-62	433	110	543			
90			*DC-8-62	11	1	12			
91			DC-8-63	66	1	67			
92			*DC-8-63	13	2	15			
93			ALL TYPES	655	127	782	730	689	94.38
94									
95		PL---DOMESTIC	B-737-100/200	1167		1167			
96			DC-9-30	129	1	130			
97			ALL TYPES	1296	1	1297	1321	1293	97.88
98									
99		NW---DOMESTIC	B-757-200	14		14			
100			B-727-200	1364	1	1365			
101			DC-10-40	591		591			
102			B-747	18		18			
103			ALL TYPES	1987	1	1988	1985	1964	98.94
104									
105		NY---DOMESTIC	B-737-300	224		224			
106			DC-9-30	351		351			
107			ALL TYPES	575		575	576	569	98.78
108									
109		OZ---DOMESTIC	DC-9-10	30		30			
110			DC-9-30	1430	20	1450			
111			DC-9-40	103	6	109			
112									

TABLE 7
AIRCRAFT DEPARTURES SCHEDULED AND AIRCRAFT DEPARTURES PERFORMED, BY TYPE OF OPERATION, BY AIRCRAFT TYPE, BY COMMUNITY, AND BY CARRIER

12 MONTHS ENDED DECEMBER 31, 1985

Line No.	Area, state or country Community (Airport name)	Carrier and type of operation	Type of aircraft	Total departures performed: Scheduled service	Total departures performed: Nonscheduled service	Total departures performed: All services	Departures scheduled	Scheduled departures completed: Number	Scheduled departures completed: Percent of departures scheduled
	1	2	3	4	5	6	7	8	9
1	COMMUNITY TOTAL BY CARRIER	CZ---DOMESTIC	(CONT.)						
2			DC-9-80	34		34			
3			ALL TYPES	1597	26	1623	1609	1601	99.50
4		PA---DOMESTIC	A-300-84	672		672			
5			B-727-100	36		36			
6			B-727-200	7125	3	7128			
7			DC-10-30	2		2			
8			L-1011-500 TR	997	1	996			
9			B-747	156	1	157			
10			B-747-200	17		17			
11			B-747SP	5		5			
12			ALL TYPES	9010	5	9015	5946	8989	90.37
13		PA---INTERNATIONAL	A-300-84	614		614			
14			B-727-200	1911		1911			
15			DC-10-30	65		65			
16			L-1011-500 TR	537		537			
17			B-747	559		559			
18			B-747-200	37		37			
19			B-747SP	2		2			
20			ALL TYPES	3725		3725	3904	3670	94.00
21		PA---TOTAL	A-300-84	1286		1286			
22			B-727-100	36		36			
23			B-727-200	9036	3	9039			
24			DC-10-30	67		67			
25			L-1011-500 TR	1534	1	1535			
26			B-747	715	1	716			
27			B-747-200	54		54			
28			B-747SP	7		7			
29			ALL TYPES	12735	5	12740	13850	12659	91.40
30		PE---DOMESTIC	B-737-100/200	445		445			
31			B-727-200	2326		2326			
32			ALL TYPES	2771		2771	2819	2769	98.22
33		PI---DOMESTIC	F-28-4000/600	1899		1899			
34			B-737-300		1	1			
35			B-737-100/200	2018	8	2026			
36			B-727-200	2017	3	2020			
37			ALL TYPES	5934	12	5946	5974	5926	99.19
38		RC---DOMESTIC	DC-9-10	273		273			
39			DC-9-30	1556		1556			
40			DC-9-50	2051	19	2070			
41			B-727-200	1		1			
42			ALL TYPES	3881	19	3900	3901	3866	99.10
43		TW---DOMESTIC	B-767-200	16		16			
44			DC-9-80	365		365			
45			B-727-100	37		37			
46			B-727-200	1656	1	1657			
47			L-1011/100/20	99		99			
48			ALL TYPES	2173	1	2174	2194	2170	98.90
49		UA---DOMESTIC	B-737-100/200	97		97			
50			B-727-100	469		469			
51			B-727-200	2096	4	2100			
52			DC-10-10	2	1	3			
53			B-747	1	4	5			
54			DC-8-71	141	8	149			
55			ALL TYPES	2806	17	2823	2865	2798	97.66
56		WA---INTERNATIONAL	B-737-100/200	650	36	686			
57			B-737-200C	193	4	197			
58			*B-707-300	74		74			
59			*B-707-300C	171	4	175			
60			ALL TYPES	1088	44	1132	1088	1088	100.00
61		ZC---DOMESTIC	BAC-111-200	3573	1039	4612			
62			ALL TYPES	3573	1039	4612	3597	3573	99.33
63		ZP---DOMESTIC	B-737-100/200	1236	1	1237			
64			DC-9-80	2		2			
65			ALL TYPES	1238	1	1239	1256	1238	98.56
66									
67	COMMUNITY TOTAL	DOMESTIC	B-727-100	5860	8	5868			
68			B-727-200	41899	346	42245			
69			DC-9-30	8676	117	8793			
70			B-737-100/200	5870	34	5904			
71			B-737-300	594	1	595			
72			DC-9-10	310		310			
73			L-1011/100/20	10678	13	10691			
74			DC-8-71	1915	8	1923			
75			B-767-200	1300		1300			
76			B-757-200	3357	7	3364			
77			DC-9-50	3413	19	3432			
78			A-300-84	7192		7192			
79			A-300-B2	15		15			
80			DC-10-40	591		591			
81			B-747	175	5	180			
82			DC-9-40	103	6	109			
83			DC-9-80	426	1	427			
84			F-28-4000/600	1899		1899			
85			BAC-111-200	3573	1039	4612			
86			DC-10-10	220	3	223			
87			DC-10-30	4	2	6			
88			*B-747F	104		104			
89			*B-727-100	163		163			
90			*B-747	47		47			
91			DC-8-62	403	6	409			
92			DC-8-63	65	1	66			
93			DC-8-50	16		16			
94			DC-8-61		1	1			
95			*DC-8-63F	82		82			
96			*DC-8-62	10		10			
97			*DC-8-63	12		12			
98			L-1011-500 TR	957	1	958			
99			B-747-200	17		17			
100			B-747SP	5		5			
101			ALL TYPES	99991	1618	101609	102272	99598	97.38

TABLE 7
AIRCRAFT DEPARTURES SCHEDULED AND AIRCRAFT DEPARTURES PERFORMED, BY TYPE OF OPERATION, BY AIRCRAFT TYPE, BY COMMUNITY, AND BY CARRIER

12 MONTHS ENDED DECEMBER 31, 1985

Line No.	Area, state or country Community (Airport name)	Carrier and type of operation	Type of aircraft	Total departures performed: Scheduled service	Total departures performed: Nonscheduled service	Total departures performed: All services	Departures scheduled	Scheduled departures completed: Number	Scheduled departures completed: Percent of departures scheduled
	1	2	3	4	5	6	7	8	9
1	COMMUNITY TOTAL	(CONT.)							
2		INTERNATIONAL	B-727-200	5885	48	5933			
3			L-1011/100/20	2378	37	2415			
4			DC-9-30	120		120			
5			DC-9-50	4		4			
6			B-727-100	195		195			
7			L-1011-500 TR	537		537			
8			DC-10-10	3	4	7			
9			DC-10-30	158	1	159			
10			A-300-B4	1263		1263			
11			B-757-200	920		920			
12			A-300-B2	5		5			
13			*B-747F	116	5	121			
14			*B-747	49	4	53			
15			*B-727-100	39	3	42			
16			DC-8-62	30	104	134			
17			DC-8-63	1		1			
18			DC-8-61		1	1			
19			*DC-8-63	1	2	3			
20			*DC-8-62	1	1	2			
21			*DC-8-63F		1	1			
22			B-747	559		559			
23			B-747-200	37		37			
24			B-747SP	2		2			
25			B-737-100/200	650	36	686			
26			*B-707-300C	171	4	175			
27			B-737-200C	193	4	197			
28			*B-707-300	74		74			
29			ALL TYPES	12391	255	13646	13700	13284	96.96
30		TOTAL	B-727-100	6055	8	6063			
31			B-727-200	47784	394	46178			
32			DC-9-30	8796	117	8913			
33			B-737-100/200	6520	70	6590			
34			B-737-300	594	1	595			
35			DC-9-10	310		310			
36			L-1011/100/20	13056	50	13106			
37			DC-8-71	1915	8	1923			
38			B-767-200	1300		1300			
39			B-757-200	4277	7	4284			
40			DC-9-50	3417	19	3436			
41			A-300-B4	8455		8455			
42			A-300-B2	20		20			
43			DC-10-40	591		591			
44			B-747	734	5	739			
45			DC-9-40	103	6	109			
46			DC-9-80	426	1	427			
47			L-1011-500 TR	1534	1	1535			
48			F-28-4000/600	1899		1899			
49			BAC-111-200	3573	1039	4612			
50			DC-10-10	223	7	230			
51			DC-10-30	162	3	165			
52			*B-747F	220	5	225			
53			*B-727-100	202	3	205			
54			*B-747	96	4	100			
55			DC-8-62	433	110	543			
56			DC-8-63	66	1	67			
57			DC-8-50	16		16			
58			DC-8-61		2	2			
59			*DC-8-63F	82	1	83			
60			*DC-8-62	11	1	12			
61			*DC-8-63	13	2	15			
62			B-747-200	54		54			
63			B-747SP	7		7			
64			*B-707-300C	171	4	175			
65			B-737-200C	193	4	197			
66			*B-707-300	74		74			
67			ALL TYPES	113382	1873	115255	115972	112882	97.33
68									
69	NAPLES								
70	(NAPLES MUNI)	PI---DOMESTIC	F-28-4000/600	525		525			
71			ALL TYPES	525		525	529	525	99.24
72									
73	ORLANDO								
74	(ORLANDO INT'L)	AA---DOMESTIC	B-727-100	35		35			
75			B-727-200	100		100			
76			DC-9-80	764		764			
77			B-767-200	73		73			
78			DC-10-10	215		215			
79			DC-10-30	6		6			
80			ALL TYPES	1193		1193	1201	1192	99.25
81									
82		AL---DOMESTIC	DC-9-30	1921	565	2486			
83			B-737-100/200	515	269	784			
84			B-737-300	291	13	304			
85			B-727-200	1		1			
86			ALL TYPES	2728	847	3575	2729	2713	99.41
87									
88		BA---DOMESTIC	B-727-200	87	1	88			
89			ALL TYPES	87	1	88	88	87	98.86
90									
91		CO---DOMESTIC	B-727-200	1073		1073			
92			B-727-100	25		25			
93			DC-9-30	607		607			
94			DC-10-10	2	1	3			
95			DC-9-10	10		10			
96			DC-9-80	63		63			
97			B-737-300	3		3			
98			ALL TYPES	1783	1	1784	1821	1780	97.74
99									
100		DL---DOMESTIC	DC-9-30	158		158			
101			B-727-200	4162	2	4164			
102			L-1011/100/20	2831		2831			
103			L-1011-500 TR	15		15			
104			DC-8-71	281		281			
105			B-767-200	439		439			
106			B-737-100/200	123		123			
107			B-757-200	423	1	424			
108			ALL TYPES	8432	3	8435	8428	8389	99.53
109									
110		EA---DOMESTIC	DC-9-30	2090		2090			
111			B-727-100	441		441			
112									

TABLE 7
AIRCRAFT DEPARTURES SCHEDULED AND AIRCRAFT DEPARTURES PERFORMED,
BY TYPE OF OPERATION, BY AIRCRAFT TYPE, BY COMMUNITY, AND BY CARRIER

12 MONTHS ENDED DECEMBER 31, 1985

Line No.	Area, state or country Community (Airport name)	Carrier and type of operation	Type of aircraft	Total departures performed: Scheduled service	Total departures performed: Nonscheduled service	Total departures performed: All services	Departures scheduled	Scheduled departures completed: Number	Scheduled departures completed: Percent of departures scheduled
	1	2	3	4	5	6	7	8	9
1	ORLANDO INT'L	EA---DOMESTIC	(CONT.)						
2			B-727-200	4750		4750			
3			L-1011/100/20	741	3	744			
4			DC-9-50	1467		1467			
5			A-300-B4	3077		3077			
6			B-757-200	177		177			
7			A-300-B2	7		7			
8			ALL TYPES	12750	3	12753	12877	12668	98.37
9		FH---DOMESTIC	B-727-100	36		36			
10			ALL TYPES	36		36	36	36	100.00
11									
12		FL---DOMESTIC	B-727-100	413		413			
13			B-737-100/200	274		274			
14			ALL TYPES	687		687	699	687	98.28
15									
16		FT---DOMESTIC	*B-727-100	147		147			
17			*B-747F		1	1			
18			ALL TYPES	147	1	148	190	143	75.26
19									
20		FW---DOMESTIC	B-727-100	6		6			
21			ALL TYPES	6		6	6	6	100.00
22									
23		JW---DOMESTIC	DC-8-62	189		189			
24			DC-8-63	21		21			
25			B-727-200	1		1			
26			ALL TYPES	211		211	211	211	100.00
27									
28		NC---DOMESTIC	DC-9-50	207		207			
29			DC-9-80	476		476			
30			ALL TYPES	683		683	717	679	94.70
31									
32		PL---DOMESTIC	DC-9-30	52		52			
33			B-737-100/200	853		853			
34			ALL TYPES	905		905	920	903	98.15
35									
36		NW---DOMESTIC	B-727-200	1055		1055			
37			B-727-100	109		109			
38			B-747	24		24			
39			DC-10-40	58		58			
40			B-757-200	13		13			
41			ALL TYPES	1299		1299	1317	1297	98.48
42									
43		NY---DOMESTIC	DC-9-30	1187		1187			
44			DC-9-80	401		401			
45			B-737-300	13		13			
46			ALL TYPES	1601		1601	1616	1575	97.46
47									
48		CO---DOMESTIC	DC-9-30	921	14	935			
49			DC-9-40	108	3	111			
50			DC-9-80	428	1	429			
51			DC-9-10	1		1			
52			ALL TYPES	1458	18	1476	1470	1457	99.11
53									
54		PA---DOMESTIC	B-727-200	2879	7	2886			
55			B-727-100	12		12			
56			L-1011-500 TR	12		12			
57			B-747	5		5			
58			A-300-B4	12		12			
59			B-747SP	1		1			
60			ALL TYPES	2921	7	2928	3147	2876	91.38
61									
62		PA---INTERNATIONAL	A-300-B4	2		2			
63			ALL TYPES	2		2			
64									
65		PA---TOTAL	B-727-200	2879	7	2886			
66			B-727-100	12		12			
67			L-1011-500 TR	12		12			
68			B-747	5		5			
69			A-300-B4	14		14			
70			B-747SP	1		1			
71			ALL TYPES	2923	7	2930	3147	2876	91.38
72									
73		PE---DOMESTIC	B-737-100/200	215		215			
74			B-727-200	1304		1304			
75			ALL TYPES	1519		1519	1538	1517	98.63
76									
77		PI---DOMESTIC	B-737-100/200	1659		1659			
78			B-727-200	2292	2	2294			
79			B-737-300	1		1			
80			F-28-4000/600	76		76			
81			ALL TYPES	4228	2	4230	4249	4215	99.19
82									
83		RC---DOMESTIC	DC-9-10	144		144			
84			DC-9-30	1426		1426			
85			DC-9-50	2058	1	2059			
86			B-727-200	104		104			
87			DC-9-80	1		1			
88			ALL TYPES	3733	1	3734	3763	3712	98.64
89									
90		TW---DOMESTIC	B-727-200	870		870			
91			L-1011/100/20	12		12			
92			DC-9-80	420		420			
93			B-727-100	11		11			
94			ALL TYPES	1313		1313	1319	1308	99.16
95									
96		UA---DOMESTIC	B-727-100	117		117			
97			B-727-200	2058	1	2059			
98			B-737-100/200	300		300			
99			DC-8-71	219		219			
100			B-767-200	143		143			
101			DC-10-10	2	1	3			
102			ALL TYPES	2839	2	2841	2881	2832	98.29
103									
104		WC---DOMESTIC	B-727-100	111		111			
105			ALL TYPES	111		111	117	111	94.87
106									
107		ZC---DOMESTIC	BAC-111-200	8396	2310	10706			
108			ALL TYPES	8396	2310	10706	8448	8396	99.38
109									
110		ZP---DOMESTIC	B-737-100/200	1082		1082			
111			DC-9-30	36		36			
112									

TABLE 7
AIRCRAFT DEPARTURES SCHEDULED AND AIRCRAFT DEPARTURES PERFORMED,
BY TYPE OF OPERATION, BY AIRCRAFT TYPE, BY COMMUNITY, AND BY CARRIER

12 MONTHS ENDED DECEMBER 31, 1985

Line No.	Area, state or country Community (Airport name)	Carrier and type of operation	Type of aircraft	Total departures performed: Scheduled service	Total departures performed: Nonscheduled service	Total departures performed: All services	Departures scheduled	Scheduled departures completed: Number	Scheduled departures completed: Percent of departures scheduled
	1	2	3	4	5	6	7	8	9
1	ORLANDO INT'L	2P---DOMESTIC	(CONT.)						
2			DC-9-80	4		4			
3			DC-9-10	1		1			
4			ALL TYPES	1123		1123	1140	1123	98.50
5	COMMUNITY TOTAL	DOMESTIC	B-727-100	1316		1316			
6			B-727-200	20736	13	20749			
7			DC-9-80	2557	1	2558			
8			B-767-200	655		655			
9			DC-10-10	219	2	221			
10			DC-10-30	6		6			
11			DC-9-30	8398	579	8977			
12			B-737-100/200	5221	269	5490			
13			B-737-300	308	13	321			
14			DC-9-10	156		156			
15			L-1011/100/20	3584	3	3587			
16			L-1011-500 TR	27		27			
17			DC-8-71	500		500			
18			B-757-200	613	1	614			
19			DC-9-50	3732	1	3733			
20			A-300-B4	3089		3089			
21			A-300-B2	7		7			
22			*B-727-100	147		147			
23			*B-747F		1	1			
24			DC-8-62	189		189			
25			DC-8-63	21		21			
26			B-747	29		29			
27			DC-10-40	98		98			
28			DC-9-40	108	3	111			
29			B-747SP	1		1			
30			F-28-4000/600	76		76			
31			BAC-111-200	8396	2310	10706			
32			ALL TYPES	60189	3196	63385	60928	59913	98.33
33									
34		INTERNATIONAL	A-300-B4	2		2			
35			ALL TYPES	2		2			
36									
37		TOTAL	B-727-100	1316		1316			
38			B-727-200	20736	13	20749			
39			DC-9-80	2557	1	2558			
40			B-767-200	655		655			
41			DC-10-10	219	2	221			
42			DC-10-30	6		6			
43			DC-9-30	8398	579	8977			
44			B-737-100/200	5221	269	5490			
45			B-737-300	308	13	321			
46			DC-9-10	156		156			
47			L-1011/100/20	3584	3	3587			
48			L-1011-500 TR	27		27			
49			DC-8-71	500		500			
50			B-757-200	613	1	614			
51			DC-9-50	3732	1	3733			
52			A-300-B4	3091		3091			
53			A-300-B2	7		7			
54			*B-727-100	147		147			
55			*B-747F		1	1			
56			DC-8-62	189		189			
57			DC-8-63	21		21			
58			B-747	29		29			
59			DC-10-40	98		98			
60			DC-9-40	108	3	111			
61			B-747SP	1		1			
62			F-28-4000/600	76		76			
63			BAC-111-200	8396	2310	10706			
64			ALL TYPES	60191	3196	63387	60928	59913	98.33
65									
66	PANAMA CITY								
67	(PANAMA CITY-BAY COUNTY)	RC---DOMESTIC	DC-9-10	904		904			
68			DC-9-30	330		330			
69			DC-9-50	40		40			
70			ALL TYPES	1274		1274	1294	1247	96.36
71									
72	PENSACOLA								
73	(PENSACOLA REGIONAL)	CC---DOMESTIC	B-727-200	27		27			
74			B-727-100	272		272			
75			DC-9-10	258		258			
76			DC-9-30	91		91			
77			DC-9-80	1		1			
78			B-737-300	30		30			
79			ALL TYPES	719		719	729	715	98.07
80									
81		DL---DOMESTIC	DC-9-30	1243	1	1244			
82			B-727-200	493		493			
83			B-737-100/200	702		702			
84			ALL TYPES	2438	1	2439	2456	2435	99.14
85									
86		EA---DOMESTIC	DC-9-30	1165		1165			
87			B-727-100	274		274			
88			B-727-200	286		286			
89			DC-9-50	1106		1106			
90			ALL TYPES	2831		2831	2899	2815	97.10
91									
92	COMMUNITY TOTAL	DOMESTIC	B-727-200	806		806			
93			B-727-100	546		546			
94			DC-9-10	298		298			
95			DC-9-30	2499	1	2500			
96			DC-9-80	1		1			
97			B-737-300	30		30			
98			B-737-100/200	702		702			
99			DC-9-50	1106		1106			
100			ALL TYPES	5988	1	5989	6084	5965	98.04
101									
102	SARASOTA/BRADENTON								
103	(SARASOTA-BRADENTON)	DL---DOMESTIC	DC-9-30	513		513			
104			B-727-200	1031	1	1032			
105			DC-8-71	146		146			
106			B-737-100/200	2		2			
107			B-757-200	330		330			
108			ALL TYPES	2022	1	2023	2028	2017	99.45
109									
110		EA---DOMESTIC	DC-9-30	911		911			
111			B-727-100	599		599			
112									

TABLE 7
AIRCRAFT DEPARTURES SCHEDULED AND AIRCRAFT DEPARTURES PERFORMED, BY TYPE OF OPERATION, BY AIRCRAFT TYPE, BY COMMUNITY, AND BY CARRIER

12 MONTHS ENDED DECEMBER 31, 1985

Line No.	Area, state or country Community (Airport name)	Carrier and type of operation	Type of aircraft	Total departures performed: Scheduled service	Total departures performed: Nonscheduled service	Total departures performed: All services	Departures scheduled	Scheduled departures completed: Number	Scheduled departures completed: Percent of departures scheduled
	1	2	3	4	5	6	7	8	9
1	SARASOTA-BRADENTON	EA---DOMESTIC	(CONT.)						
2			B-727-200	1610	1	1611			
3			DC-9-50	1000		1000			
4			B-757-200	378		378			
5			ALL TYPES	4488	1	4489	4599	4484	97.49
6		NB---DOMESTIC	B-727-200	28		28			
7			ALL TYPES	28		28	28	28	100.00
8									
9		OZ---DOMESTIC	DC-9-30	454		454			
10			DC-9-40	48		48			
11			DC-9-10	46		46			
12			DC-9-80	17		17			
13			ALL TYPES	565		565	566	559	98.76
14									
15		PE---DOMESTIC	B-737-100/200	298		298			
16			B-727-200	1300		1300			
17			ALL TYPES	1598		1598	1621	1596	98.45
18									
19		RC---DOMESTIC	DC-9-50	392		392			
20			DC-9-30	135		135			
21			B-727-200	41		41			
22			DC-9-80	1		1			
23			DC-9-10	58		58			
24			ALL TYPES	627		627	632	626	99.05
25									
26		LA---DOMESTIC	B-727-100	174		174			
27			B-727-200	320	2	322			
28			B-737-100/200	125		125			
29			ALL TYPES	619	2	621	637	619	97.17
30									
31	COMMUNITY TOTAL	DOMESTIC	DC-9-30	2013		2013			
32			B-727-200	4330	4	4334			
33			DC-8-71	146		146			
34			B-737-100/200	425		425			
35			B-757-200	708		708			
36			B-727-100	773		773			
37			DC-9-50	1392		1392			
38			DC-9-40	48		48			
39			DC-9-10	104		104			
40			DC-9-80	18		18			
41			ALL TYPES	9957	4	9961	10111	9929	98.19
42									
43	TALLAHASSEE								
44	(TALLAHASSEE MUNI)	DL---DOMESTIC	DC-9-30	1305	1	1306			
45			B-727-200	2		2			
46			B-737-100/200	2		2			
47			ALL TYPES	1309	1	1310	1316	1309	99.46
48									
49		EA---DOMESTIC	DC-9-30	1398		1398			
50			B-727-100	267		267			
51			B-727-200	948	5	953			
52			DC-9-50	391		391			
53			B-757-200		4	4			
54			ALL TYPES	3004	9	3013	3048	2998	98.35
55									
56		NY---DOMESTIC	DC-9-30	1		1			
57			ALL TYPES	1		1			
58									
59		PI---DOMESTIC	B-737-100/200		2	2			
60			F-28-4000/600	346		346			
61			ALL TYPES	346	2	348	348	346	99.42
62									
63		YX---DOMESTIC	DC-9-10	108		108			
64			ALL TYPES	108		108	110	108	98.18
65									
66	COMMUNITY TOTAL	DOMESTIC	DC-9-30	2704	1	2705			
67			B-727-200	950	5	955			
68			B-737-100/200	2	2	4			
69			B-727-100	267		267			
70			DC-9-50	391		391			
71			B-757-200		4	4			
72			F-28-4000/600	346		346			
73			DC-9-10	108		108			
74			ALL TYPES	4768	12	4780	4822	4761	98.73
75									
76	TAMPA/ST.PTS&G/CLWTR&LKLND								
77	(TAMPA INTERNATIONAL)	AA---DOMESTIC	B-727-200	1585		1585			
78			B-727-100	25		25			
79			DC-9-80	224		224			
80			ALL TYPES	1834		1834	1851	1834	99.08
81									
82		AL---DOMESTIC	DC-9-30	1995	122	2117			
83			B-737-100/200	648		648			
84			B-737-300	7		7			
85			B-727-200	178		178			
86			ALL TYPES	2828	122	2950	2853	2827	99.08
87									
88		CC---DOMESTIC	B-727-100	86		86			
89			B-727-200	900		900			
90			DC-9-30	627		627			
91			DC-9-10	14		14			
92			ALL TYPES	1627		1627	1663	1607	96.63
93									
94		DL---DOMESTIC	DC-9-30	346		346			
95			B-727-200	6533	2	6535			
96			L-1011/100/20	1496		1496			
97			DC-8-71	910		910			
98			B-767-200	157		157			
99			B-757-200	264		264			
100			B-737-100/200	1		1			
101			ALL TYPES	9707	2	9709	9743	9691	99.46
102									
103		EA---DOMESTIC	DC-9-30	3367		3367			
104			B-727-100	685		685			
105			B-727-200	5602	19	5621			
106			L-1011/100/20	12	2	14			
107			DC-9-50	2316		2316			
108			A-300-B4	6		6			
109			B-757-200	2342		2342			
110			ALL TYPES	14530	21	14551	14797	14493	97.94
111									
112									

TABLE 7
AIRCRAFT DEPARTURES SCHEDULED AND AIRCRAFT DEPARTURES PERFORMED, BY TYPE OF OPERATION, BY AIRCRAFT TYPE, BY COMMUNITY, AND BY CARRIER

12 MONTHS ENDED DECEMBER 31, 1985

Line No.	Area, state or country Community (Airport name)	Carrier and type of operation	Type of aircraft	Total departures performed: Scheduled service	Total departures performed: Nonscheduled service	Total departures performed: All services	Departures scheduled	Scheduled departures completed: Number	Scheduled departures completed: Percent of departures scheduled
	1	2	3	4	5	6	7	8	9
1	TAMPA INTERNATIONAL	(CONT.)							
2		EA---INTERNATIONAL	L-1011/100/20	1		1			
3			ALL TYPES	1		1			
4									
5		EA---TOTAL	DC-9-30	3367		3367			
6			B-727-100	885		885			
7			B-727-200	5602	19	5621			
8			L-1011/100/20	13	2	15			
9			DC-9-50	2316		2316			
10			A-300-B4	6		6			
11			B-757-200	2342		2342			
12			ALL TYPES	14531	21	14552	14797	14495	97.94
13									
14		FH---DOMESTIC	B-727-100	24		24			
15			ALL TYPES	24		24	24	24	100.00
16									
17		FL---DOMESTIC	B-727-100	275		275			
18			B-737-100/200	182		182			
19			ALL TYPES	457		457	466	457	98.06
20									
21		FN---DOMESTIC	B-727-100	2		2			
22			ALL TYPES	2		2	2	2	100.00
23									
24		MG---DOMESTIC	DC-9-80	617		617			
25			DC-9-50	256		256			
26			ALL TYPES	873		873	907	872	96.14
27									
28		ML---DOMESTIC	DC-9-30	14		14			
29			B-737-100/200	887		887			
30			ALL TYPES	901		901	920	901	97.93
31									
32		NW---DOMESTIC	B-727-200	5835	2	5837			
33			DC-10-40	1219		1219			
34			B-727-100	85		85			
35			B-747	4		4			
36			B-757-200	55		55			
37			ALL TYPES	7198	2	7200	7291	7194	98.66
38									
39		NY---DOMESTIC	DC-9-30	602		602			
40			DC-9-80	126		126			
41			B-737-300	69		69			
42			ALL TYPES	797		797	792	785	99.11
43									
44		OZ---DOMESTIC	DC-9-30	1131	26	1157			
45			DC-9-40	118	9	127			
46			DC-9-80	563		563			
47			DC-9-10	1		1			
48			ALL TYPES	1813	35	1848	1825	1809	99.12
49									
50		PA---DOMESTIC	B-727-200	1882	10	1892			
51			B-727-100	17		17			
52			B-747	98		98			
53			B-747-200	14		14			
54			L-1011-500 TR	173		173			
55			A-300-B4	281		281			
56			ALL TYPES	2465	10	2475	2768	2447	88.40
57									
58		PA---INTERNATIONAL	B-747	1		1			
59			B-727-200	95		95			
60			L-1011-500 TR	3		3			
61			A-300-B4	99		99			
62			ALL TYPES	198		198	285	198	69.47
63									
64		PA---TOTAL	B-727-200	1977	10	1987			
65			B-727-100	17		17			
66			B-747	99		99			
67			B-747-200	14		14			
68			L-1011-500 TR	176		176			
69			A-300-B4	380		380			
70			ALL TYPES	2663	10	2673	3053	2645	86.63
71									
72		PI---DOMESTIC	B-737-100/200	1552	1	1553			
73			B-727-200	2397		2397			
74			F-28-4000/600	703		703			
75			B-737-300	238		238			
76			ALL TYPES	4890	1	4891	4926	4870	98.86
77									
78		RC---DOMESTIC	DC-9-10	515	1	516			
79			DC-9-30	903	1	904			
80			DC-9-50	1164	4	1168			
81			B-727-200	112		112			
82			DC-9-80	2		2			
83			ALL TYPES	2696	6	2702	2717	2669	98.23
84									
85		TB---DOMESTIC	B-727-100	13		13			
86			B-727-200	1922		1922			
87			DC-9-80	15		15			
88			ALL TYPES	1950		1950	1969	1948	98.93
89									
90		UA---DOMESTIC	B-737-100/200	299		299			
91			B-727-100	389		389			
92			B-727-200	1615	3	1618			
93			DC-10-10	2		2			
94			DC-8-71	216	3	219			
95			B-767-200	25		25			
96			ALL TYPES	2546	6	2552	2607	2542	97.50
97									
98		ZP---DOMESTIC	DC-9-80	6		6			
99			B-737-100/200	973		973			
100			DC-9-10	1		1			
101			DC-9-30	19		19			
102			ALL TYPES	999		999	1011	999	98.81
103	AIRPORT TOTAL	DOMESTIC	B-727-200	28561	36	28597			
104			B-727-100	1801		1801			
105			DC-9-80	1553		1553			
106			DC-9-30	9004	149	9153			
107			B-737-100/200	4542	1	4543			
108			B-737-300	314		314			
109			DC-9-10	531	1	532			
110			L-1011/100/20	1508	2	1510			
111			DC-8-71	1126	3	1129			
112									

TABLE 7
AIRCRAFT DEPARTURES SCHEDULED AND AIRCRAFT DEPARTURES PERFORMED,
BY TYPE OF OPERATION, BY AIRCRAFT TYPE, BY COMMUNITY, AND BY CARRIER

12 MONTHS ENDED DECEMBER 31, 1985

Line No.	Area, state or country Community (Airport name)	Carrier and type of operation	Type of aircraft	Total departures performed: Scheduled service	Total departures performed: Nonscheduled service	Total departures performed: All services	Departures scheduled	Scheduled departures completed: Number	Scheduled departures completed: Percent of departures scheduled
	1	2	3	4	5	6	7	8	9
1	AIRPORT TOTAL	DOMESTIC	(CONT.)						
2			B-767-200	182		182			
3			B-757-200	2661		2661			
4			DC-9-50	3736	4	3740			
5			A-300-B4	287		287			
6			DC-10-40	1219		1219			
7			B-747	102		102			
8			DC-9-40	118	9	127			
9			B-747-200	14		14			
10			L-1011-500 TR	173		173			
11			F-28-4000/600	703		703			
12			DC-10-10	2		2			
13			ALL TYPES	58137	205	58342	59132	57971	98.03
14		INTERNATIONAL	L-1011/100/20	1		1			
15			B-747	1		1			
16			B-727-200	95		95			
17			L-1011-500 TR	3		3			
18			A-300-B4	99		99			
19			ALL TYPES	199		199	285	198	69.47
20									
21		TOTAL	B-727-200	28656	36	28692			
22			B-727-100	1801		1801			
23			DC-9-80	1553		1553			
24			DC-9-30	9004	149	9153			
25			B-737-100/200	4542	1	4543			
26			B-737-300	314		314			
27			DC-9-10	531	1	532			
28			L-1011/100/20	1509	2	1511			
29			DC-8-71	1126	3	1129			
30			B-767-200	182		182			
31			B-757-200	2661		2661			
32			DC-9-50	3736	4	3740			
33			A-300-B4	386		386			
34			DC-10-40	1219		1219			
35			B-747	103		103			
36			DC-9-40	118	9	127			
37			B-747-200	14		14			
38			L-1011-500 TR	176		176			
39			F-28-4000/600	703		703			
40			DC-10-10	2		2			
41			ALL TYPES	58336	205	58541	59417	58169	97.89
42									
43	(ST. PETERSBURG/CLWTR INTL)	PE---DOMESTIC	B-737-100/200	868		868			
44			B-727-200	1108		1108			
45			ALL TYPES	1976		1976	2004	1975	98.55
46									
47		XL---DOMESTIC	BAC-111-200	769	183	952			
48			ALL TYPES	769	183	952	774	769	99.35
49									
50	AIRPORT TOTAL	DOMESTIC	B-737-100/200	868		868			
51			B-727-200	1108		1108			
52			BAC-111-200	769	183	952			
53			ALL TYPES	2745	183	2928	2778	2744	98.77
54									
55	COMMUNITY TOTAL BY CARRIER	AA---DOMESTIC	DC-9-80	224		224			
56			B-727-100	25		25			
57			B-727-200	1585		1585			
58			ALL TYPES	1834		1834	1851	1834	99.08
59									
60		AL---DOMESTIC	B-737-300	7		7			
61			B-737-100/200	648		648			
62			DC-9-30	1995	122	2117			
63			B-727-200	178		178			
64			ALL TYPES	2828	122	2950	2853	2827	99.08
65									
66		CC---DOMESTIC	DC-9-10	14		14			
67			DC-9-30	627		627			
68			B-727-100	86		86			
69			B-727-200	900		900			
70			ALL TYPES	1627		1627	1663	1607	96.63
71									
72		DL---DOMESTIC	B-737-100/200	1		1			
73			B-757-200	264		264			
74			B-767-200	157		157			
75			DC-9-30	346		346			
76			B-727-200	6533	2	6535			
77			L-1011/100/20	1496		1496			
78			DC-8-71	910		910			
79			ALL TYPES	9707	2	9709	9743	9691	99.46
80									
81		EA---DOMESTIC	B-757-200	2342		2342			
82			DC-9-30	3367		3367			
83			DC-9-50	2316		2316			
84			A-300-B4	6		6			
85			B-727-100	885		885			
86			B-727-200	5602	19	5621			
87			L-1011/100/20	12	2	14			
88			ALL TYPES	14530	21	14551	14797	14493	97.94
89									
90		EA---INTERNATIONAL	L-1011/100/20	1		1			
91			ALL TYPES	1		1			
92									
93		EA---TOTAL	B-757-200	2342		2342			
94			DC-9-30	3367		3367			
95			DC-9-50	2316		2316			
96			A-300-B4	6		6			
97			B-727-100	885		885			
98			B-727-200	5602	19	5621			
99			L-1011/100/20	13	2	15			
100			ALL TYPES	14531	21	14552	14797	14493	97.94
101									
102		FH---DOMESTIC	B-727-100	24		24			
103			ALL TYPES	24		24	24	24	100.00
104									
105		FL---DOMESTIC	B-737-100/200	182		182			
106			B-727-100	275		275			
107			ALL TYPES	457		457	466	457	98.06
108									
109		FN---DOMESTIC	B-727-100	2		2			
110			ALL TYPES	2		2	2	2	100.00
111									
112									

TABLE 7
AIRCRAFT DEPARTURES SCHEDULED AND AIRCRAFT DEPARTURES PERFORMED,
BY TYPE OF OPERATION, BY AIRCRAFT TYPE, BY COMMUNITY, AND BY CARRIER

12 MONTHS ENDED DECEMBER 31, 1985

Line No.	Area, state or country Community (Airport name)	Carrier and type of operation	Type of aircraft	Total departures performed: Scheduled service	Total departures performed: Nonscheduled service	Total departures performed: All services	Departures scheduled	Scheduled departures completed: Number	Scheduled departures completed: Percent of departures scheduled
	1	2	3	4	5	6	7	8	9
1	COMMUNITY TOTAL BY CARRIER	(CONT.)							
2		MC---DOMESTIC	DC-9-50	256		256			
3			DC-9-80	617		617			
4			ALL TYPES	873		873	907	872	96.14
5									
6		NL---DOMESTIC	B-737-100/200	887		887			
7			DC-9-30	14		14			
8			ALL TYPES	901		901	920	901	97.93
9									
10		NW---DOMESTIC	B-757-200	55		55			
11			B-727-100	85		85			
12			B-727-200	5835	2	5837			
13			DC-10-40	1219		1219			
14			B-747	4		4			
15			ALL TYPES	7198	2	7200	7291	7194	98.66
16									
17		NY---DOMESTIC	B-737-300	69		69			
18			DC-9-30	602		602			
19			DC-9-80	126		126			
20			ALL TYPES	797		797	792	785	99.11
21									
22		OZ---DOMESTIC	DC-9-10	1		1			
23			DC-9-30	1131	26	1157			
24			DC-9-40	118	9	127			
25			DC-9-80	563		563			
26			ALL TYPES	1813	35	1846	1825	1809	99.12
27									
28		PA---DOMESTIC	A-300-84	281		281			
29			B-727-100	17		17			
30			B-727-200	1882	10	1892			
31			L-1011-500 TR	173		173			
32			B-747	98		98			
33			B-747-200	14		14			
34			ALL TYPES	2465	10	2475	2768	2447	88.40
35									
36		PA---INTERNATIONAL	A-300-84	99		99			
37			B-727-200	95		95			
38			L-1011-500 TR	3		3			
39			B-747	1		1			
40			ALL TYPES	198		198	285	198	69.47
41									
42		PA---TOTAL	A-300-84	380		380			
43			B-727-100	17		17			
44			B-727-200	1977	10	1987			
45			L-1011-500 TR	176		176			
46			B-747	99		99			
47			B-747-200	14		14			
48			ALL TYPES	2663	10	2673	3053	2645	86.63
49									
50		PE---DOMESTIC	B-737-100/200	868		868			
51			B-727-200	1108		1108			
52			ALL TYPES	1976		1976	2004	1975	98.55
53									
54		PI---DOMESTIC	F-28-4000/600	703		703			
55			B-737-300	238		238			
56			B-737-100/200	1552	1	1553			
57			B-727-200	2397		2397			
58			ALL TYPES	4890	1	4891	4926	4870	98.86
59									
60		RC---DOMESTIC	DC-9-10	515	1	516			
61			DC-9-30	903	1	904			
62			DC-9-50	1164	4	1168			
63			DC-9-80	2		2			
64			B-727-200	112		112			
65			ALL TYPES	2696	6	2702	2717	2669	98.23
66									
67		TW---DOMESTIC	DC-9-80	15		15			
68			B-727-100	13		13			
69			B-727-200	1922		1922			
70			ALL TYPES	1950		1950	1969	1948	98.93
71									
72		UA---DOMESTIC	B-737-100/200	299		299			
73			B-767-200	25		25			
74			B-727-100	389		389			
75			B-727-200	1615	3	1618			
76			DC-10-10	2		2			
77			DC-8-71	216	3	219			
78			ALL TYPES	2546	6	2552	2607	2542	97.50
79									
80		ZC---DOMESTIC	BAC-111-200	769	183	952			
81			ALL TYPES	769	183	952	774	769	99.35
82									
83		ZM---DOMESTIC	B-737-100/200	973		973			
84			DC-9-10	1		1			
85			DC-9-30	19		19			
86			DC-9-80	6		6			
87			ALL TYPES	999		999	1011	999	98.81
88	COMMUNITY TOTAL	DOMESTIC	B-727-200	29669	36	29705			
89			B-727-100	1801		1801			
90			DC-9-80	1553		1553			
91			DC-9-30	9004	149	9153			
92			B-737-100/200	5410	1	5411			
93			B-737-300	314		314			
94			DC-9-10	531	1	532			
95			L-1011/100/20	1508	2	1510			
96			DC-8-71	1126	3	1129			
97			B-767-200	182		182			
98			B-757-200	2661		2661			
99			DC-9-50	3736	4	3740			
100			A-300-84	287		287			
101			DC-10-40	1219		1219			
102			B-747	102		102			
103			DC-9-40	118	9	127			
104			B-747-200	14		14			
105			L-1011-500 TR	173		173			
106			F-28-4000/600	703		703			
107			DC-10-10	2		2			
108			BAC-111-200	769	183	952			
109			ALL TYPES	60882	388	61270	61910	60715	98.06
110									
111		INTERNATIONAL	L-1011/100/20	1		1			
112									

TABLE 7
AIRCRAFT DEPARTURES SCHEDULED AND AIRCRAFT DEPARTURES PERFORMED, BY TYPE OF OPERATION, BY AIRCRAFT TYPE, BY COMMUNITY, AND BY CARRIER

12 MONTHS ENDED DECEMBER 31, 1985

Line No.	Area, state or country Community (Airport name)	Carrier and type of operation	Type of aircraft	Total departures performed: Scheduled service	Total departures performed: Nonscheduled service	Total departures performed: All services	Departures scheduled	Scheduled departures completed: Number	Scheduled departures completed: Percent of departures scheduled
	1	2	3	4	5	6	7	8	9
1	COMMUNITY TOTAL	INTERNATIONAL	(CONT.)						
2			B-747	1		1			
3			B-727-200	95		95			
4			L-1011-500 TR	3		3			
5			A-300-B4	99		99			
6			ALL TYPES	199		199	285	198	69.47
7		TOTAL	B-727-200	29764	36	29800			
8			B-727-100	1801		1801			
9			DC-9-80	1553		1553			
10			DC-9-30	9004	149	9153			
11			B-737-100/200	5410	1	5411			
12			B-737-300	314		314			
13			DC-9-10	531	1	532			
14			L-1011/100/20	1509	2	1511			
15			DC-8-71	1126	3	1129			
16			B-767-200	182		182			
17			B-757-200	2661		2661			
18			DC-9-50	3736	4	3740			
19			A-300-B4	386		386			
20			DC-10-40	1219		1219			
21			B-747	103		103			
22			DC-9-40	118	9	127			
23			B-747-200	14		14			
24			L-1011-500 TR	176		176			
25			F-28-4000/600	703		703			
26			DC-10-10	2		2			
27			BAC-111-200	769	183	952			
28			ALL TYPES	61081	388	61469	62195	60913	97.93
29									
30	WEST PALM BEACH/PALM BEACH								
31	(PALM BEACH INTERNATIONAL)	AA---DOMESTIC	B-727-200	1030		1030			
32			B-727-100	51		51			
33			ALL TYPES	1081		1081	1096	1081	98.63
34									
35		AL---DOMESTIC	DC-9-30	468	23	491			
36			B-737-100/200	1455		1455			
37			B-737-300	206		206			
38			B-727-200	218		218			
39			ALL TYPES	2347	23	2370	2362	2346	99.32
40									
41		DL---DOMESTIC	DC-9-30	1	2	3			
42			B-727-200	1777		1777			
43			L-1011/100/20	751		751			
44			L-1011-500 TR	3		3			
45			B-767-200	690	2	692			
46			DC-8-71	1446		1446			
47			B-757-200	255		255			
48			B-737-100/200	2	1	3			
49			ALL TYPES	4965	5	4970	4970	4946	99.51
50									
51		EA---DOMESTIC	DC-9-30	584		584			
52			B-727-100	467		467			
53			B-727-200	1461		1461			
54			L-1011/100/20	361		361			
55			A-300-B4	890		890			
56			DC-9-50	632		632			
57			A-300-B2	1		1			
58			B-757-200	1042		1042			
59			ALL TYPES	5438		5438	5513	5406	98.05
60									
61		FL---DOMESTIC	DC-9-30	5		5			
62			B-737-100/200	181		181			
63			ALL TYPES	186		186	187	186	99.46
64									
65		AS---DOMESTIC	B-727-200	720		720			
66			DC-10-40	125		125			
67			B-727-100	2		2			
68			ALL TYPES	847		847	860	847	98.48
69									
70		CO---DOMESTIC	DC-9-30	482	1	483			
71			DC-9-40	39		39			
72			ALL TYPES	521	1	522	528	525	99.43
73									
74		PA---DOMESTIC	B-727-200	4		4			
75			B-747-200	1		1			
76			ALL TYPES	5		5			
77									
78		PE---DOMESTIC	B-737-100/200	344		344			
79			B-727-200	2088		2088			
80			ALL TYPES	2432		2432	2450	2424	98.93
81									
82		TW---DOMESTIC	B-727-200	727		727			
83			L-1011/100/20	129		129			
84			B-727-100	7		7			
85			ALL TYPES	863		863	866	861	99.42
86									
87		UA---DOMESTIC	B-727-100	8		8			
88			B-727-200	986	1	987			
89			B-737-100/200	40		40			
90			ALL TYPES	1034	1	1035	1056	1031	97.63
91									
92		ZC---DOMESTIC	BAC-111-200	176		176			
93			ALL TYPES	176		176	177	176	99.43
94									
95		ZP---DOMESTIC	B-737-100/200	263		263			
96			DC-9-80	3		3			
97			ALL TYPES	266		266	268	266	99.25
98									
99	COMMUNITY TOTAL	DOMESTIC	B-727-200	9011	1	9012			
100			B-727-100	535		535			
101			DC-9-30	1540	26	1566			
102			B-737-100/200	2285	1	2286			
103			B-737-300	206		206			
104			L-1011/100/20	1281		1281			
105			L-1011-500 TR	3		3			
106			B-767-200	690	2	692			
107			DC-8-71	1446		1446			
108			B-757-200	1257		1297			
109			A-300-B4	850		890			
110			DC-9-50	632		632			
111			A-300-B2	1		1			
112									

TABLE 7
AIRCRAFT DEPARTURES SCHEDULED AND AIRCRAFT DEPARTURES PERFORMED,
BY TYPE OF OPERATION, BY AIRCRAFT TYPE, BY COMMUNITY, AND BY CARRIER

12 MONTHS ENDED DECEMBER 31, 1965

Line No.	Area, state or country Community (Airport name)	Carrier and type of operation	Type of aircraft	Total departures performed: Scheduled service	Total departures performed: Nonscheduled service	Total departures performed: All services	Departures scheduled	Scheduled departures completed: Number	Scheduled departures completed: Percent of departures scheduled
	1	2	3	4	5	6	7	8	9
1	COMMUNITY TOTAL	DOMESTIC	(CONT.)						
2			DC-10-40	125		125			
3			DC-9-40	39		39			
4			B-747-200	1		1			
5			BAC-111-200	176		176			
6			DC-9-80	3		3			
7			ALL TYPES	20161	30	20191	20333	20095	98.82
8									
9	GEORGIA								
10									
11									
12	ATLANTA								
13	(WILLIAM B HARTSFIELD INT'L)	AA---DOMESTIC	B-727-100	1565		1565			
14			B-727-200	1776		1776			
15			DC-9-80	1270		1270			
16			ALL TYPES	4611		4611	4706	4611	97.98
17									
18		CC---DOMESTIC	B-727-100	2852	56	2908			
19			ALL TYPES	2852	56	2908	3006	2852	94.87
20									
21		CE---DOMESTIC	B-727-200	560		560			
22			DC-9-30	83		83			
23			B-727-100	21		21			
24			DC-9-80	88		88			
25			DC-9-10	11		11			
26			B-737-300	115		115			
27			ALL TYPES	878		878	887	875	98.64
28									
29		DL---DOMESTIC	DC-9-30	25940	41	25981			
30			B-727-200	47481	45	47526			
31			L-1011/100/20	11652	5	11657			
32			L-1011-500 TR	312		312			
33			DC-8-71	5759	3	5762			
34			B-767-200	6303	10	6313			
35			B-737-100/200	17932	46	17978			
36			B-757-200	6160	5	6165			
37			ALL TYPES	129539	155	129694	129867	129320	99.57
38									
39		DL---INTERNATIONAL	B-727-200	209	2	211			
40			L-1011/100/20	852		852			
41			DC-8-71	24		24			
42			L-1011-500 TR	748		748			
43			ALL TYPES	1833	2	1835	1825	1817	99.56
44									
45		DL---TOTAL	DC-9-30	25940	41	25981			
46			B-727-200	47690	47	47737			
47			L-1011/100/20	12504	5	12509			
48			L-1011-500 TR	1060		1060			
49			DC-8-71	5783	3	5786			
50			B-767-200	6303	10	6313			
51			B-737-100/200	17932	46	17978			
52			B-757-200	6160	5	6165			
53			ALL TYPES	131372	157	131529	131692	131137	99.57
54									
55		EA---DOMESTIC	DC-9-30	41589	1	41590			
56			B-727-100	16418	1	16419			
57			B-727-200	29627	26	29653			
58			L-1011/100/20	348	8	356			
59			DC-9-50	16058	2	16100			
60			A-300-84	6372		6372			
61			B-757-200	8582		8582			
62			A-300-82	1		1			
63			ALL TYPES	119035	38	119073	121400	118897	97.93
64									
65		EA---INTERNATIONAL	DC-9-30	4		4			
66			B-727-100	40		40			
67			B-727-200	589	3	592			
68			L-1011/100/20		2	2			
69			DC-9-50	147	1	148			
70			ALL TYPES	780	6	786	804	778	96.76
71									
72		EA---TOTAL	DC-9-30	41593	1	41594			
73			B-727-100	16458	1	16459			
74			B-727-200	30216	29	30245			
75			L-1011/100/20	348	10	358			
76			DC-9-50	16245	3	16248			
77			A-300-84	6372		6372			
78			B-757-200	8582		8582			
79			A-300-82	1		1			
80			ALL TYPES	119815	44	119859	122204	119675	97.93
81									
82		EZ---DOMESTIC	*B-727-100	144	65	209			
83			*DC-9-30		121	121			
84			*DC-8-73	43		43			
85			ALL TYPES	187	186	373	191	187	97.90
86									
87		FT---DOMESTIC	*B-747	181		181			
88			*B-747F	304	1	305			
89			*B-727-100	911		911			
90			ALL TYPES	1396	1	1397	1654	1291	78.05
91									
92		NA---DOMESTIC	B-727-100	688		689			
93			B-727-200	1211	2	1213			
94			DC-10-40	1		1			
95			ALL TYPES	1901	2	1903	1938	1898	97.93
96									
97		CZ---DOMESTIC	DC-9-10	230		230			
98			DC-9-30	907	32	939			
99			DC-9-40	33	5	38			
100			ALL TYPES	1170	37	1207	1196	1170	97.82
101									
102		PE---DOMESTIC	B-737-100/200	35		35			
103			B-727-200	531		531			
104			ALL TYPES	566		566	577	566	98.09
105									
106		PI---DOMESTIC	B-737-100/200	681	15	696			
107			B-727-200	178	4	182			
108			F-28-4000/600	5036		5036			
109			ALL TYPES	5895	19	5914	6023	5894	97.85
110									
111		RC---DOMESTIC	DC-9-10	3085	3	3088			
112			DC-9-30	3114	11	3125			

TABLE 7
AIRCRAFT DEPARTURES SCHEDULED AND AIRCRAFT DEPARTURES PERFORMED,
BY TYPE OF OPERATION, BY AIRCRAFT TYPE, BY COMMUNITY, AND BY CARRIER

12 MONTHS ENDED DECEMBER 31, 1985

Line No.	Area, state or country Community (Airport name)	Carrier and type of operation	Type of aircraft	Total departures performed: Scheduled service	Total departures performed: Nonscheduled service	Total departures performed: All services	Departures scheduled	Scheduled departures completed: Number	Scheduled departures completed: Percent of departures scheduled
	1	2	3	4	5	6	7	8	9
1	WILLIAM B HARTSFIELD INT'L	RC---DOMESTIC	(CONT.)						
2			DC-9-50	1258		1258			
3			ALL TYPES	7457	14	7471	7611	7401	97.24
4									
5		TB---DOMESTIC	B-727-100	599		599			
6			B-727-200	535		535			
7			DC-9-80	1		1			
8			ALL TYPES	1135		1135	1150	1131	98.34
9									
10		UA---DOMESTIC	B-737-100/200	37		37			
11			B-727-100	2466	7	2473			
12			B-727-200	275	9	284			
13			DC-8-71		5	5			
14			DC-10-10		4	4			
15			ALL TYPES	2778	25	2803	2900	2774	95.65
16		VX---DOMESTIC	*L-188A/C	292		292			
17			*CV-640	305		305			
18			*DC-8-50F	45		45			
19			*DC-6	71		71			
20			*DC-8-30	34		34			
21			*DC-8-62	136		136			
22			*DC-8-63F	45		45			
23			ALL TYPES	928		928	454	454	100.00
24									
25		YX---DOMESTIC	DC-9-10	287	2	289			
26			B-727-100	51		51			
27			ALL TYPES	338	2	340	342	336	98.24
28									
29	COMMUNITY TOTAL	DOMESTIC	B-727-100	24661	64	24725			
30			B-727-200	82174	86	82260			
31			DC-9-80	1359		1359			
32			DC-9-30	75633	85	75718			
33			DC-9-10	3613	5	3618			
34			B-737-300	115		115			
35			L-1011/100/20	12000	13	12013			
36			L-1011-500 TR	312		312			
37			DC-8-71	9759	8	9767			
38			B-767-200	6303	10	6313			
39			B-737-100/200	18685	61	18746			
40			B-757-200	14742	5	14747			
41			DC-9-50	17356	2	17358			
42			A-300-B4	6372		6372			
43			A-300-B2	1		1			
44			*B-727-100	1055	65	1120			
45			*DC-9-30		121	121			
46			*DC-8-73	43		43			
47			*B-747	181		181			
48			*B-747F	304	1	305			
49			DC-10-40	1		1			
50			DC-9-40	33	5	38			
51			F-28-4000/600	5036		5036			
52			DC-10-10		4	4			
53			*L-188A/C	292		292			
54			*CV-640	305		305			
55			*DC-8-50F	45		45			
56			*DC-6	71		71			
57			*DC-8-30	34		34			
58			*DC-8-62	136		136			
59			*DC-8-63F	45		45			
60			ALL TYPES	280666	535	281201	283902	279657	98.50
61									
62		INTERNATIONAL	B-727-200	798	5	803			
63			L-1011/100/20	852	2	854			
64			DC-8-71	24		24			
65			L-1011-500 TR	748		748			
66			DC-9-30	4		4			
67			B-727-100	40		40			
68			DC-9-50	147	1	148			
69			ALL TYPES	2613	8	2621	2629	2595	98.70
70									
71		TOTAL	B-727-100	24701	64	24765			
72			B-727-200	82972	91	83063			
73			DC-9-80	1359		1359			
74			DC-9-30	75637	85	75722			
75			DC-9-10	3613	5	3618			
76			B-737-300	115		115			
77			L-1011/100/20	12852	15	12867			
78			L-1011-500 TR	1060		1060			
79			DC-8-71	9783	8	9791			
80			B-767-200	6303	10	6313			
81			B-737-100/200	18685	61	18746			
82			B-757-200	14742	5	14747			
83			DC-9-50	17503	3	17506			
84			A-300-B4	6372		6372			
85			A-300-B2	1		1			
86			*B-727-100	1055	65	1120			
87			*DC-9-30		121	121			
88			*DC-8-73	43		43			
89			*B-747	181		181			
90			*B-747F	304	1	305			
91			DC-10-40	1		1			
92			DC-9-40	33	5	38			
93			F-28-4000/600	5036		5036			
94			DC-10-10		4	4			
95			*L-188A/C	292		292			
96			*CV-640	305		305			
97			*DC-8-50F	45		45			
98			*DC-6	71		71			
99			*DC-8-30	34		34			
100			*DC-8-62	136		136			
101			*DC-8-63F	45		45			
102			ALL TYPES	283279	543	283822	286531	282252	98.50
103									
104	AUGUSTA								
105	(BUSH FIELD)	DL---DOMESTIC	DC-9-30	1679	1	1680			
106			B-727-200	469		469			
107			L-1011/100/20	7		7			
108			B-737-100/200	383	2	385			
109			DC-8-71	17		17			
110			B-757-200	2		2			
111			ALL TYPES	2557	3	2560	2554	2523	98.78
112									

TABLE 7
AIRCRAFT DEPARTURES SCHEDULED AND AIRCRAFT DEPARTURES PERFORMED
BY TYPE OF OPERATION, BY AIRCRAFT TYPE, BY COMMUNITY, AND BY CARRIER

12 MONTHS ENDED DECEMBER 31, 1985

Line No.	Area, state or country Community (Airport name)	Carrier and type of operation	Type of aircraft	Total departures performed: Scheduled service	Total departures performed: Nonscheduled service	Total departures performed: All services	Departures scheduled	Scheduled departures completed: Number	Scheduled departures completed: Percent of departures scheduled
	1	2	3	4	5	6	7	8	9
1	BUSH FIELD	(CONT.)							
2		EA---DOMESTIC	B-727-200	1		1			
3			ALL TYPES	1		1			
4									
5		PI---DOMESTIC	B-737-100/200	728		728			
6			B-727-200	1	1	2			
7			F-28-4000/600		1	1			
8			ALL TYPES	729	2	731	730	722	98.90
9	COMMUNITY TOTAL	DOMESTIC	DC-9-30	1679	1	1680			
10			B-727-200	471	1	472			
11			L-1011/100/20	7		7			
12			B-737-100/200	1111	2	1113			
13			DC-8-71	17		17			
14			B-757-200	2		2			
15			F-28-4000/600		1	1			
16			ALL TYPES	3287	5	3292	3284	3245	98.81
17									
18	COLUMBUS								
19	(COLUMBUS METROPOLITAN)	DL---DOMESTIC	DC-9-30	867		867			
20			B-727-200	308		308			
21			B-737-100/200	180		180			
22			ALL TYPES	1375		1375	1366	1361	99.63
23									
24		EA---DOMESTIC	B-727-100	2		2			
25			B-727-200	1		1			
26			ALL TYPES	3		3			
27									
28	COMMUNITY TOTAL	DOMESTIC	DC-9-30	867		867			
29			B-727-200	309		309			
30			B-737-100/200	180		180			
31			B-727-100	2		2			
32			ALL TYPES	1378		1378	1366	1361	99.63
33									
34	MACON								
35	(LEWIS B. WILSON)	DL---DOMESTIC	DC-9-30	577	1	578			
36			B-737-100/200	6		6			
37			B-727-200	1		1			
38			ALL TYPES	584	1	585	605	582	96.19
39									
40		EA---DOMESTIC	DC-9-50	1		1			
41			ALL TYPES	1		1			
42									
43	COMMUNITY TOTAL	DOMESTIC	DC-9-30	577	1	578			
44			B-737-100/200	6		6			
45			B-727-200	1		1			
46			DC-9-50	1		1			
47			ALL TYPES	585	1	586	605	582	96.19
48									
49	SAVANNAH								
50	(SAVANNAH MUNI)	AA---DOMESTIC	B-727-200	182		182			
51			B-727-100	891		891			
52			ALL TYPES	1073		1073	1093	1073	98.17
53									
54		DL---DOMESTIC	DC-9-30	4		4			
55			B-727-200	1272	2	1274			
56			B-737-100/200	1327		1327			
57			B-757-200	269		269			
58			DC-8-71	4		4			
59			B-767-200	1	1	2			
60			ALL TYPES	2877	3	2880	2892	2875	99.41
61									
62		EA---DOMESTIC	B-727-200	342		342			
63			B-727-100	49		49			
64			DC-9-30	2454		2454			
65			DC-9-50	105		105			
66			B-757-200	1		1			
67			ALL TYPES	2951		2951	3032	2931	96.66
68									
69		NW---DOMESTIC	DC-9-30	76		76			
70			ALL TYPES	76		76	85	76	89.41
71									
72		PI---DOMESTIC	B-737-100/200	587		587			
73			B-737-300	1		1			
74			B-727-200	140		140			
75			F-28-4000/600	9		9			
76			ALL TYPES	737		737	739	735	99.45
77									
78	COMMUNITY TOTAL	DOMESTIC	B-727-200	1936	2	1938			
79			B-727-100	940		940			
80			DC-9-30	2534		2534			
81			B-737-100/200	1914		1914			
82			B-757-200	270		270			
83			DC-8-71	4		4			
84			B-767-200	1	1	2			
85			DC-9-50	105		105			
86			B-737-300	1		1			
87			F-28-4000/600	9		9			
88			ALL TYPES	7714	3	7717	7841	7690	98.07
89									
90	HAWAII								
91									
92									
93	HILO, HAWAII								
94	(GENERAL LYMAN FIELD)	AQ---DOMESTIC	B-737-100/200	3295	1	3296			
95			*B-737-200C	69		69			
96			ALL TYPES	3364	1	3365	3273	3218	98.31
97									
98		HA---DOMESTIC	DC-9-50	988	4	992			
99			DASH-7	1388	3	1391			
100			DC-9-80	1496	22	1518			
101			DC-8-62	12	1	13			
102			L-1011/100/20	1	2	3			
103			DC-9-15F	2		2			
104			ALL TYPES	3887	32	3919	3454	3177	91.98
105									
106		LA---DOMESTIC	B-747	1		1			
107			DC-10-10	7		7			
108			DC-8-71	308		308			
109			ALL TYPES	316		316	326	314	96.31
110									
111	COMMUNITY TOTAL	DOMESTIC	B-737-100/200	3295	1	3296			
112									

TABLE 7
AIRCRAFT DEPARTURES SCHEDULED AND AIRCRAFT DEPARTURES PERFORMED,
BY TYPE OF OPERATION, BY AIRCRAFT TYPE, BY COMMUNITY, AND BY CARRIER

12 MONTHS ENDED DECEMBER 31, 1985

Line No.	Area, state or country Community (Airport name)	Carrier and type of operation	Type of aircraft	Total departures performed: Scheduled service	Total departures performed: Nonscheduled service	Total departures performed: All services	Departures scheduled	Scheduled departures completed: Number	Scheduled departures completed: Percent of departures scheduled
	1	2	3	4	5	6	7	8	9
1	COMMUNITY TOTAL	DOMESTIC	(CONT.)						
2			*B-737-200C	69		69			
3			DC-9-50	988	4	992			
4			DASH-7	1388	3	1391			
5			DC-9-80	1496	22	1518			
6			DC-8-62	12	1	13			
7			L-1011/100/20	1	2	3			
8			DC-9-15F	2		2			
9			B-747	1		1			
10			DC-10-10	7		7			
11			DC-8-71	308		308			
12			ALL TYPES	7567	33	7600	7053	6709	95.12
13	HONOLULU, OAHU								
14	(HONOLULU INTERNATIONAL)	AA---DOMESTIC	DC-10-10	1647		1647			
15			DC-10-30	958		958			
16			ALL TYPES	2605		2605	2640	2597	98.37
17									
18		AE---DOMESTIC	B-737-100/200	18586	2	18588			
19			*B-737-200C	110		110			
20			ALL TYPES	18696	2	18698	18725	18178	97.07
21									
22		AE---INTERNATIONAL	DC-10-30	5		5			
23			ALL TYPES	5		5	5	5	100.00
24									
25		AE---TOTAL	B-737-100/200	18586	2	18588			
26			*B-737-200C	110		110			
27			DC-10-30	5		5			
28			ALL TYPES	18701	2	18703	18730	18183	97.07
29									
30		CE---DOMESTIC	DC-10-10	236		236			
31			DC-10-30	545		545			
32			ALL TYPES	781		781	796	780	97.98
33									
34		CE---INTERNATIONAL	B-727-100	172		172			
35			DC-10-10	200		200			
36			DC-10-30	550		550			
37			B-727-200	3		3			
38			ALL TYPES	925		925	923	909	98.48
39									
40		CE---TOTAL	DC-10-10	436		436			
41			DC-10-30	1095		1095			
42			B-727-100	172		172			
43			B-727-200	3		3			
44			ALL TYPES	1706		1706	1719	1689	98.25
45									
46		EL---DOMESTIC	L-1011/100/20	37		37			
47			L-1011-500 TP	478		478			
48			ALL TYPES	515		515	517	515	99.61
49									
50		FT---DOMESTIC	*B-747F	1		1			
51			ALL TYPES	1		1			
52									
53		FT---INTERNATIONAL	*B-747	31		31			
54			*B-747F	75		75			
55			B-747-200		2	2			
56			ALL TYPES	106	2	108	105	100	95.23
57									
58		FT---TOTAL	*B-747F	76		76			
59			*B-747	31		31			
60			B-747-200		2	2			
61			ALL TYPES	107	2	109	105	100	95.23
62									
63		HA---DOMESTIC	DC-9-50	4103	14	4117			
64			DASH-7	6240	427	6667			
65			DC-9-80	9562	33	9595			
66			DC-8-62	39	78	117			
67			L-1011/100/20	339	72	411			
68			DC-9-15F	6		6			
69			ALL TYPES	20289	624	20913	25243	19007	75.29
70									
71		HA---INTERNATIONAL	DC-8-62	164		164			
72			ALL TYPES	164		164	157	155	98.72
73									
74		HA---TOTAL	DC-9-50	4103	14	4117			
75			DASH-7	6240	427	6667			
76			DC-9-80	9562	33	9595			
77			DC-8-62	203	78	281			
78			L-1011/100/20	339	72	411			
79			DC-9-15F	6		6			
80			ALL TYPES	20453	624	21077	25400	19162	75.44
81									
82		HK---INTERNATIONAL	B-707-300C	92	2	94			
83			ALL TYPES	92	2	94	91	91	100.00
84									
85		PB---INTERNATIONAL	B-707-300C	48	30	78			
86			ALL TYPES	48	30	78	48	48	100.00
87									
88		NA---DOMESTIC	B-747	452		452			
89			DC-10-40	693		693			
90			ALL TYPES	1145		1145	1152	1145	99.39
91									
92		NA---INTERNATIONAL	B-747	706		706			
93			ALL TYPES	706		706	699	698	99.85
94									
95		NA---TOTAL	B-747	1158		1158			
96			DC-10-40	693		693			
97			ALL TYPES	1851		1851	1851	1843	99.56
98									
99		PA---DOMESTIC	B-747	453		453			
100			B-747SP	1		1			
101			B-747-200	53	1	54			
102			ALL TYPES	507	1	508	519	476	91.71
103									
104		PA---INTERNATIONAL	B-747	460	2	462			
105			B-747SP	5		5			
106			B-747-200	87		87			
107			ALL TYPES	552	2	554	558	539	96.59
108									
109		PA---TOTAL	B-747	913	2	915			
110			B-747SP	6		6			
111			B-747-200	140	1	141			
112									

TABLE 7
AIRCRAFT DEPARTURES SCHEDULED AND AIRCRAFT DEPARTURES PERFORMED,
BY TYPE OF OPERATION, BY AIRCRAFT TYPE, BY COMMUNITY, AND BY CARRIER

12 MONTHS ENDED DECEMBER 31, 1985

Line No.	Area, state or country Community (Airport name)	Carrier and type of operation	Type of aircraft	Total departures performed: Scheduled service	Total departures performed: Nonscheduled service	Total departures performed: All services	Departures scheduled	Scheduled departures completed: Number	Scheduled departures completed: Percent of departures scheduled
	1	2	3	4	5	6	7	8	9
1	HONOLULU INTERNATIONAL	PA---TOTAL	(CONT.)						
2			ALL TYPES	1059	3	1062	1077	1015	94.24
3									
4		TA---DOMESTIC	L-1011/100/20	5	101	106			
5			ALL TYPES	5	101	106	5	5	100.00
6									
7		TW---DOMESTIC	DC-8-63		35	35			
8			B-747-200	39	10	49			
9			*L-100-30		4	4			
10			ALL TYPES	39	49	86	39	39	100.00
11									
12		UA---DOMESTIC	B-747	2335	1	2336			
13			DC-10-10	1414	2	1416			
14			DC-8-71	128	2	130			
15			DC-10-30	573		573			
16			ALL TYPES	4450	5	4455	4498	4418	98.22
17									
18		WA---DOMESTIC	DC-10-10	2293	4	2297			
19			ALL TYPES	2293	4	2297	2310	2266	98.09
20									
21		WC---DOMESTIC	DC-10-30	566	5	571			
22			DC-10-10	447	4	451			
23			B-727-100		1	1			
24			ALL TYPES	1013	10	1023	1156	994	85.98
25	COMMUNITY TOTAL	DOMESTIC	DC-10-10	6037	10	6047			
26			DC-10-30	2642	5	2647			
27			B-737-100/200	18586	2	18588			
28			*B-737-200C	110		110			
29			L-1011/100/20	381	173	554			
30			L-1011-500 TR	478		478			
31			*B-747F	1		1			
32			DC-9-50	4103	14	4117			
33			DASH-7	6240	427	6667			
34			DC-9-80	9562	33	9595			
35			DC-8-62	39	78	117			
36			DC-9-15F	6		6			
37			B-747	3240	1	3241			
38			DC-10-40	693		693			
39			B-747SP	1		1			
40			B-747-200	92	11	103			
41			DC-8-63		35	35			
42			*L-100-30		4	4			
43			DC-8-71	128	2	130			
44			B-727-100		1	1			
45			ALL TYPES	52339	796	53135	57600	50420	87.53
46									
47		INTERNATIONAL	DC-10-30	555		555			
48			B-727-100	172		172			
49			DC-10-10	200		200			
50			B-727-200	3		3			
51			*B-747	31		31			
52			*B-747F	75		75			
53			B-747-200	87	2	89			
54			DC-8-62	164		164			
55			B-707-300C	140	32	172			
56			B-747	1166	2	1168			
57			L-747SP	5		5			
58			ALL TYPES	2598	36	2634	2586	2545	98.41
59									
60		TOTAL	DC-10-10	6237	10	6247			
61			DC-10-30	3197	5	3202			
62			B-737-100/200	18586	2	18588			
63			*B-737-200C	110		110			
64			B-727-100	172	1	173			
65			B-727-200	3		3			
66			L-1011/100/20	381	173	554			
67			L-1011-500 TR	478		478			
68			*B-747F	76		76			
69			*B-747	31		31			
70			B-747-200	179	13	192			
71			DC-9-50	4103	14	4117			
72			DASH-7	6240	427	6667			
73			DC-9-80	9562	33	9595			
74			DC-8-62	203	78	281			
75			DC-9-15F	6		6			
76			B-707-300C	140	32	172			
77			B-747	4406	3	4409			
78			DC-10-40	693		693			
79			B-747SP	6		6			
80			DC-8-63		35	35			
81			*L-100-30		4	4			
82			DC-8-71	128	2	130			
83			ALL TYPES	54937	832	55769	60186	52965	88.00
84									
85	HOOLEHUA, MOLOKAI (MOLOKAI)								
86		HA---DOMESTIC	DC-9-50	12	3	15			
87			DASH-7	2423		2423			
88			ALL TYPES	2435	3	2438	2071	1905	91.98
89									
90	KAHULUI, MAUI (KAHULUI)								
91		AA---DOMESTIC	DC-10-30	613		613			
92			DC-10-10	113		113			
93			ALL TYPES	726		726	730	726	99.45
94									
95		AC---DOMESTIC	B-737-100/200	11874	1	11875			
96			*B-737-200C	104		104			
97			ALL TYPES	11978	1	11979	12166	11746	96.54
98									
99		HA---DOMESTIC	DC-9-50	1842	1	1843			
100			DC-9-80	4237	2	4239			
101			DASH-7	5131	417	5548			
102			DC-8-62	26	1	27			
103			L-1011/100/20	10	30	40			
104			DC-9-15F	3		3			
105			ALL TYPES	11249	451	11700	14472	10201	70.48
106									
107		LA---DOMESTIC	DC-8-71	1676	1	1677			
108			DC-10-10	18		18			
109			DC-10-30	490		490			
110			ALL TYPES	2184	1	2185	2259	2180	96.50
111									
112									

TABLE 7
AIRCRAFT DEPARTURES SCHEDULED AND AIRCRAFT DEPARTURES PERFORMED, BY TYPE OF OPERATION, BY AIRCRAFT TYPE, BY COMMUNITY, AND BY CARRIER

12 MONTHS ENDED DECEMBER 31, 1985

Line No.	Area, state or country Community (Airport name)	Carrier and type of operation	Type of aircraft	Total departures performed: Scheduled service	Total departures performed: Nonscheduled service	Total departures performed: All services	Departures scheduled	Scheduled departures completed: Number	Scheduled departures completed: Percent of departures scheduled
	1	2	3	4	5	6	7	8	9
1	KAHULUI	(CONT.)							
2		HA---DOMESTIC	DC-10-10	17		17			
3			ALL TYPES	17		17	18	17	94.44
4	COMMUNITY TOTAL	DOMESTIC	DC-10-30	1103		1103			
5			DC-10-10	148		148			
6			B-737-100/200	11874	1	11875			
7			*B-737-200C	104		104			
8			DC-9-50	1842	1	1843			
9			DC-9-80	4237	2	4239			
10			DASH-7	5131	417	5548			
11			DC-8-62	26	1	27			
12			L-1011/100/20	10	30	40			
13			DC-9-15F	3		3			
14			DC-8-71	1676	1	1677			
15			ALL TYPES	26154	453	26607	29645	24870	83.89
16									
17	KAILUA-KONA, HAWAII								
18	(KE-AHOLE)	AQ---DOMESTIC	B-737-100/200	4038	1	4039			
19			*B-737-200C	53		53			
20			ALL TYPES	4091	1	4092	3987	3935	98.69
21									
22		HA---DOMESTIC	DC-9-50	956	1	957			
23			DASH-7	2277	9	2286			
24			DC-9-80	1857	15	1872			
25			DC-8-62	4	4	8			
26			L-1011/100/20		2	2			
27			ALL TYPES	5094	31	5125	5822	4547	78.10
28									
29		LA---DOMESTIC	DC-8-71	615	2	617			
30			DC-10-10	225		225			
31			DC-10-30	5		5			
32			ALL TYPES	845	2	847	875	845	96.57
33									
34	COMMUNITY TOTAL	DOMESTIC	B-737-100/200	4038	1	4039			
35			*B-737-200C	53		53			
36			DC-9-50	956	1	957			
37			DASH-7	2277	9	2286			
38			DC-9-80	1857	15	1872			
39			DC-8-62	4	4	8			
40			L-1011/100/20		2	2			
41			DC-8-71	615	2	617			
42			DC-10-10	225		225			
43			DC-10-30	5		5			
44			ALL TYPES	10030	34	10064	10684	9327	87.29
45									
46	LANAI, LANAI								
47	(LANAI)	HA---DOMESTIC	DASH-7	164	1	165			
48			DC-9-50	2		2			
49			ALL TYPES	166	1	167	138	132	95.65
50									
51	LIHUE, KAUAI								
52	(LIHUE)	AQ---DOMESTIC	B-737-100/200	5563		5563			
53			*B-737-200C	41		41			
54			ALL TYPES	5604		5604	5561	5429	97.62
55									
56		HA---DOMESTIC	DC-9-50	1098	1	1099			
57			DC-9-80	3245	3	3248			
58			DASH-7	2172	178	2350			
59			DC-9-15F	5		5			
60			ALL TYPES	6520	182	6702	8030	5710	71.10
61									
62		LA---DOMESTIC	DC-8-71	610		610			
63			ALL TYPES	610		610	640	609	95.15
64									
65	COMMUNITY TOTAL	DOMESTIC	B-737-100/200	5563		5563			
66			*B-737-200C	41		41			
67			DC-9-50	1098	1	1099			
68			DC-9-80	3245	3	3248			
69			DASH-7	2172	178	2350			
70			DC-9-15F	5		5			
71			DC-8-71	610		610			
72			ALL TYPES	12734	182	12916	14231	11748	82.55
73									
74	IDAHO								
75									
76									
77	BOISE								
78	(BOISE AIR TERMINAL/GOWEN FLD)	AS---DOMESTIC	B-727-100	226		226			
79			B-727-200	588	1	589			
80			B-737-100/200	90	5	95			
81			DC-9-80	5		5			
82			ALL TYPES	909	6	915	1012	902	89.13
83									
84		C2---DOMESTIC	SH-99	439	4	443			
85			SWEAR-METRO 1	517		517			
86			BAC-111-200	565		565			
87			BAC-111-400	156	1	157			
88			ALL TYPES	1677	5	1682	1704	1577	92.54
89									
90		FL---DOMESTIC	B-737-100/200	1399	1	1400			
91			ALL TYPES	1399	1	1400	1432	1393	97.27
92									
93		PS---DOMESTIC	DC-9-80	21		21			
94			DC-9-30	11		11			
95			ALL TYPES	32		32	32	32	100.00
96									
97		QX---DOMESTIC	DC-9-30	37		37			
98			F-28-4000/600	462		462			
99			F-27 SERIES	934	1	935			
100			CV-580	137		137			
101			SWEAR-METRO 1	6768	3	6771			
102			BAC-111-200	165		165			
103			ALL TYPES	8503	4	8507	8841	8498	96.12
104									
105		LA---DOMESTIC	B-737-100/200	1300		1300			
106			B-727-100	590	2	592			
107			B-727-200	936	1	937			
108			DC-8-71	1	3	4			
109			ALL TYPES	2727	6	2733	2766	2718	98.26
110									
111		WA---DOMESTIC	B-737-100/200	194		194			
112									

TABLE 7
AIRCRAFT DEPARTURES SCHEDULED AND AIRCRAFT DEPARTURES PERFORMED,
BY TYPE OF OPERATION, BY AIRCRAFT TYPE, BY COMMUNITY, AND BY CARRIER

12 MONTHS ENDED DECEMBER 31, 1985

Line No.	Area, state or country Community (Airport name)	Carrier and type of operation	Type of aircraft	Total departures performed: Scheduled service	Total departures performed: Nonscheduled service	Total departures performed: All services	Departures scheduled	Scheduled departures completed: Number	Scheduled departures completed: Percent of departures scheduled
	1	2	3	4	5	6	7	8	9
1	BOISE AIR TERMINAL/GOWEN FLD	6A---DOMESTIC	(CONT.)						
2			B-727-200	1628		1628			
3			B-737-300	226		226			
4			ALL TYPES	2048		2048	2063	2039	98.83
5	COMMUNITY TOTAL	DOMESTIC	B-727-100	816		816			
6			B-727-200	3052	2	3054			
7			B-737-100/200	2983	6	2989			
8			DC-9-80	26		26			
9			BH-99	439	4	443			
10			SWEAR-METRO I	517		517			
11			BAC-111-200	730		730			
12			BAC-111-400	156	1	157			
13			DC-9-30	48		48			
14			F-28-4000/600	462		462			
15			F-27 SERIES	934	1	935			
16			CV-580	137		137			
17			SWEAR-METRO I	6768	3	6771			
18			DC-8-71	1	3	4			
19			B-737-300	226		226			
20			ALL TYPES	17295	22	17317	17850	17159	96.12
21									
22	IDAHO FALLS								
23	(FANNING FIELD)	C2---DOMESTIC	BH-99	104		104			
24			SWEAR-METRO I	198		198			
25			BAC-111-200	432		432			
26			BAC-111-400	68		68			
27			ALL TYPES	802		802	888	802	90.31
28									
29		GX---DOMESTIC	SWEAR-METRO I	1428		1428			
30			F-27 SERIES	2		2			
31			ALL TYPES	1430		1430	1472	1425	96.80
32									
33		6A---DOMESTIC	B-737-100/200	1514		1514			
34			B-727-200	3		3			
35			B-737-300	1		1			
36			ALL TYPES	1518		1518	1543	1504	97.47
37									
38	COMMUNITY TOTAL	DOMESTIC	BH-99	104		104			
39			SWEAR-METRO I	198		198			
40			BAC-111-200	432		432			
41			BAC-111-400	68		68			
42			SWEAR-METRO I	1428		1428			
43			F-27 SERIES	2		2			
44			B-737-100/200	1514		1514			
45			B-727-200	3		3			
46			B-737-300	1		1			
47			ALL TYPES	3750		3750	3903	3731	95.59
48									
49	LEWISTON/CLARKSTON								
50	(LEWISTON-NEZ PERCE COUNTY)	C2---DOMESTIC	BH-99	1436		1436			
51			SWEAR-METRO I	626		628			
52			BAE-748	2		2			
53			BAC-111-200	12	1	13			
54			BAC-111-400	2		2			
55			ALL TYPES	2080	1	2081	2176	2080	95.58
56									
57		GX---DOMESTIC	F-27 SERIES	774		774			
58			SWEAR-METRO I	2389		2389			
59			BH-99	2		2			
60			ALL TYPES	3165		3165	3276	3163	96.55
61									
62	COMMUNITY TOTAL	DOMESTIC	BH-99	1438		1438			
63			SWEAR-METRO I	628		628			
64			BAE-748	2		2			
65			BAC-111-200	12	1	13			
66			BAC-111-400	2		2			
67			F-27 SERIES	774		774			
68			SWEAR-METRO I	2389		2389			
69			ALL TYPES	5245	1	5246	5452	5243	96.16
70									
71	POCATELLO								
72	(POCATELLO MUNI)	C2---DOMESTIC	BH-99	76		76			
73			SWEAR-METRO I	195		195			
74			BAC-111-200	246		246			
75			BAC-111-400	44	1	45			
76			ALL TYPES	561	1	562	651	561	86.17
77									
78		GX---DOMESTIC	SWEAR-METRO I	1082		1082			
79			CV-580	393		393			
80			F-27 SERIES	1		1			
81			ALL TYPES	1476		1476	1510	1464	96.95
82									
83		6A---DOMESTIC	B-737-100/200	77		77			
84			ALL TYPES	77		77	75	75	100.00
85									
86	COMMUNITY TOTAL	DOMESTIC	BH-99	76		76			
87			SWEAR-METRO I	195		195			
88			BAC-111-200	246		246			
89			BAC-111-400	44	1	45			
90			SWEAR-METRO I	1082		1082			
91			CV-580	393		393			
92			F-27 SERIES	1		1			
93			B-737-100/200	77		77			
94			ALL TYPES	2114	1	2115	2236	2100	93.91
95									
96	SUN VALLEY/HAILEY/KETCHUM								
97	(FRIEDMAN MEMORIAL)	GX---DOMESTIC	DC-9-30	8		8			
98			F-27 SERIES	350		350			
99			SWEAR-METRO I	1473		1473			
100			F-28-4000/600	103		103			
101			ALL TYPES	1934		1934	2004	1931	96.35
102									
103	TWIN FALLS								
104	(CITY-COUNTY APRT,JOSLIN FLD)	GX---DOMESTIC	F-27 SERIES	55		55			
105			SWEAR-METRO I	2165		2165			
106			F-28-4000/600	14		14			
107			ALL TYPES	2234		2234	2297	2229	97.03
108									
109									
110									
111									
112									

TABLE 7
AIRCRAFT DEPARTURES SCHEDULED AND AIRCRAFT DEPARTURES PERFORMED,
BY TYPE OF OPERATION, BY AIRCRAFT TYPE, BY COMMUNITY, AND BY CARRIER

12 MONTHS ENDED DECEMBER 31, 1985

Line No.	Area, state or country Community (Airport name)	Carrier and type of operation	Type of aircraft	Total departures performed: Scheduled service	Total departures performed: Nonscheduled service	Total departures performed: All services	Departures scheduled	Scheduled departures completed: Number	Scheduled departures completed: Percent of departures scheduled
	1	2	3	4	5	6	7	8	9
1	ILLINOIS								
3	BLOOMINTON								
4	(BLOOMINGTON-NORMAL)	RL---DOMESTIC	BH-99	167		167			
5			SWEAR-METRO I	558		558			
6			FH-227	550		550			
7			ALL TYPES	1275		1275	1351	1275	94.37
9	CHAMPAIGN/URBANA								
10	(UNIVERSITY OF ILLINOIS-WILLARD)	CZ---DOMESTIC	DC-9-10	478		478			
11			DC-9-30	780	15	795			
12			DC-9-40	54	7	61			
13			ALL TYPES	1312	22	1334	1343	1314	97.84
15		FI---DOMESTIC	B-737-100/200	1026		1026			
16			ALL TYPES	1026		1026	1041	1026	98.55
18		RL---DOMESTIC	BH-99	157		157			
19			SWEAR-METRO I	492		492			
20			FH-227	835		835			
21			BAC-111-200	30		30			
22			ALL TYPES	1514		1514	1610	1514	94.03
24	COMMUNITY TOTAL	DOMESTIC	DC-9-10	478		478			
25			DC-9-30	780	15	795			
26			DC-9-40	54	7	61			
27			B-737-100/200	1026		1026			
28			BH-99	157		157			
29			SWEAR-METRO I	492		492			
30			FH-227	835		835			
31			BAC-111-200	30		30			
32			ALL TYPES	3852	22	3874	3994	3854	96.49
34	CHICAGO								
35	(MIDWAY)	FB---DOMESTIC	B-737-100/200	12		12			
36			ALL TYPES	12		12	12	12	100.00
38		PL---DOMESTIC	DC-9-10	7241	18	7259			
39			DC-9-30	9389	651	10040			
40			DC-9-80	349	2	351			
41			B-737-100/200	1417		1417			
42			ALL TYPES	18396	671	19067	18732	18394	98.19
44		NA---DOMESTIC	B-727-100	725		725			
45			B-727-200	742	1	743			
46			ALL TYPES	1467	1	1468	1549	1467	94.70
48		LA---DOMESTIC	B-727-200	1		1			
49			B-737-100/200	3		3			
50			ALL TYPES	4		4			
52		WA---DOMESTIC	B-737-100/200	2141		2141			
53			B-737-300	43		43			
54			ALL TYPES	2184		2184	2236	2184	97.67
56		ZP---DOMESTIC	DC-9-10	343		343			
57			DC-9-30	162		162			
58			DC-9-80	12		12			
59			B-737-100/200	1508		1508			
60			ALL TYPES	2025		2025	2073	2025	97.68
62	AIRPORT TOTAL	DOMESTIC	B-737-100/200	5081		5081			
63			DC-9-10	7584	18	7602			
64			DC-9-30	9551	651	10202			
65			DC-9-80	361	2	363			
66			B-727-100	725		725			
67			B-727-200	743	1	744			
68			B-737-300	43		43			
69			ALL TYPES	24088	672	24760	24602	24082	97.88
71	(MEIGS FIELD)	RL---DOMESTIC	BH-99	482		482			
72			ALL TYPES	482		482	503	482	95.82
74	(O'HARE INTERNATIONAL)	AA---DOMESTIC	B-727-100	18820		18820			
75			B-727-200	34651		34651			
76			DC-10-10	6928		6928			
77			B-767-200	3292		3292			
78			DC-9-80	13459		13459			
79			DC-10-30	536		536			
80			ALL TYPES	77686		77686	79831	77669	97.29
82		AA---INTERNATIONAL	DC-10-30	243		243			
83			DC-10-10	4		4			
84			B-727-100	323		323			
85			B-727-200	205		205			
86			ALL TYPES	775		775	783	770	98.33
88		AA---TOTAL	B-727-100	19143		19143			
89			B-727-200	34856		34856			
90			DC-10-10	6932		6932			
91			B-767-200	3292		3292			
92			DC-9-80	13459		13459			
93			DC-10-30	779		779			
94			ALL TYPES	78461		78461	80614	78439	97.30
96		AL---DOMESTIC	BAC-111-200	170		170			
97			DC-9-30	4433	119	4552			
98			B-737-300	6		6			
99			B-737-100/200	310	1	311			
100			ALL TYPES	4919	120	5039	5104	4919	96.37
102		BA---DOMESTIC	B-727-200	1300	177	1477			
103			ALL TYPES	1300	177	1477	1307	1294	99.00
105		CC---DOMESTIC	B-727-200	1211		1211			
106			DC-10-10	1026		1026			
107			B-727-100	219		219			
108			DC-9-10	99		99			
109			DC-9-30	1189		1189			
110			DC-10-30	16		16			
111			DC-9-80	2		2			
112									

TABLE 7
AIRCRAFT DEPARTURES SCHEDULED AND AIRCRAFT DEPARTURES PERFORMED, BY TYPE OF OPERATION, BY AIRCRAFT TYPE, BY COMMUNITY, AND BY CARRIER

12 MONTHS ENDED DECEMBER 31, 1965

Line No.	Area, state or country Community (Airport name)	Carrier and type of operation	Type of aircraft	Total departures performed: Scheduled service	Total departures performed: Nonscheduled service	Total departures performed: All services	Departures scheduled	Scheduled departures completed: Number	Scheduled departures completed: Percent of departures scheduled
1	O'HARE INTERNATIONAL	CC---DOMESTIC	(CONT.)						
2			B-737-100	26		26			
3			ALL TYPES	3788		3788	3859	3759	97.40
4		CC---INTERNATIONAL	DC-9-80	1		1			
5			ALL TYPES	1		1			
6		CC---TOTAL	B-727-200	1211		1211			
7			DC-10-10	1026		1026			
8			B-727-100	219		219			
9			DC-9-10	59		59			
10			DC-9-30	1183		1183			
11			DC-10-30	16		16			
12			DC-9-80	3		3			
13			B-737-300	26		26			
14			ALL TYPES	3789		3789	3859	3759	97.40
15		CL---DOMESTIC	DC-9-30	4063	13	4076			
16			B-727-200	8032	2	8034			
17			L-1011/100/20	1271		1271			
18			DC-8-71	263		263			
19			B-707-200	6		6			
20			B-737-100/200	838	1	839			
21			B-757-200	60		60			
22			ALL TYPES	14533	16	14549	14653	14513	99.04
23		LA---DOMESTIC	DC-9-30	2423	3	2426			
24			B-727-100	823		823			
25			B-727-200	1943	12	1955			
26			DC-9-50	142		142			
27			A-300-B4	1042		1042			
28			A-300-B2	6		6			
29			ALL TYPES	6381	15	6396	6524	6375	97.71
30		PA---DOMESTIC	*B-727-100	511		511			
31			*DC-8-73	101	2	103			
32			ALL TYPES	612	2	614	620	612	98.70
33		TH---DOMESTIC	B-727-100	25		25			
34			ALL TYPES	25		25	25	25	100.00
35		TL---DOMESTIC	B-737-100/200	1235		1235			
36			B-727-100	33		33			
37			ALL TYPES	1268		1268	1294	1268	97.99
38		TT---DOMESTIC	*B-747	783		783			
39			*B-747F	1136		1136			
40			*B-727-100	2534	1	2535			
41			ALL TYPES	4453	1	4454	5056	4290	84.84
42		NA---DOMESTIC	B-727-100	842		842			
43			B-727-200	7739	1	7740			
44			DC-10-40	995		995			
45			B-747	369		369			
46			*B-747F	590		590			
47			B-757-200	59		59			
48			ALL TYPES	10594	1	10595	10896	10566	96.97
49		NA---INTERNATIONAL	B-747	413		413			
50			*B-747F		4	4			
51			ALL TYPES	413	4	417	415	413	99.51
52		NA---TOTAL	B-727-100	842		842			
53			B-727-200	7739	1	7740			
54			DC-10-40	995		995			
55			B-747	782		782			
56			*B-747F	590	4	594			
57			B-757-200	59		59			
58			ALL TYPES	11011	5	11016	11311	10979	97.06
59		UA---DOMESTIC	DC-9-10	666	1	667			
60			DC-9-30	3488	52	3540			
61			DC-9-40	286	7	293			
62			DC-9-80	1		1			
63			ALL TYPES	4441	60	4501	4638	4435	95.62
64		PA---DOMESTIC	B-727-200	447	2	449			
65			A-300-B4	114		114			
66			B-747	119		119			
67			B-747-200	10		10			
68			B-747SP	1		1			
69			L-1011-500 TR	2		2			
70			ALL TYPES	693	2	695	788	692	87.81
71		PA---INTERNATIONAL	B-747SP	1		1			
72			ALL TYPES	1		1			
73		PA---TOTAL	B-727-200	447	2	449			
74			A-300-B4	114		114			
75			B-747	119		119			
76			B-747-200	10		10			
77			B-747SP	2		2			
78			L-1011-500 TR	2		2			
79			ALL TYPES	694	2	696	788	692	87.81
80		PE---DOMESTIC	B-737-100/200	1012		1012			
81			B-727-200	3186		3186			
82			ALL TYPES	4198		4198	4500	4196	93.24
83		PI---DOMESTIC	B-737-100/200	4471	2	4473			
84			B-727-200	561	3	564			
85			F-28-4000/600	1432		1432			
86			ALL TYPES	6464	5	6469	6624	6464	97.56
87		RC---DOMESTIC	DC-9-50	3486	2	3488			
88			CV-580	1		1			
89			DC-9-30	8146		8146			
90			DC-9-10	1186		1186			
91			B-727-200	270		270			
92			DC-9-80	435		435			
93			ALL TYPES	13524	2	13526	13924	13435	96.48

TABLE 7
AIRCRAFT DEPARTURES SCHEDULED AND AIRCRAFT DEPARTURES PERFORMED,
BY TYPE OF OPERATION, BY AIRCRAFT TYPE, BY COMMUNITY, AND BY CARRIER

12 MONTHS ENDED DECEMBER 31, 1985

Line No.	Area, state or country Community (Airport name)	Carrier and type of operation	Type of aircraft	Total departures performed: Scheduled service	Nonscheduled service	All services	Departures scheduled	Scheduled departures completed: Number	Percent of departures scheduled
	1	2	3	4	5	6	7	8	9
1	O'HARE INTERNATIONAL	(CONT.)							
2		RL---DOMESTIC	BH-99	1364		1364			
3			SWEAR-METRO 1	2001		2001			
4			FH-227	4569		4569			
5			BAC-111-200	381		381			
6			ALL TYPES	8315		8315	8819	8315	94.28
7									
8		SI---DOMESTIC	DC-9-80	3063		3063			
9			ALL TYPES	3063		3063	3096	3062	98.90
10									
11		TB---DOMESTIC	B-727-100	1438		1438			
12			B-727-200	4165		4165			
13			L-1011/100/20	395		395			
14			B-747	117		117			
15			B-767-200	381		381			
16			DC-9-80	620		620			
17			B-747SP	1		1			
18			ALL TYPES	7117		7117	7301	7108	97.35
19									
20		TB---INTERNATIONAL	B-747	333		333			
21			ALL TYPES	333		333	343	332	96.79
22									
23		TB---TOTAL	B-727-100	1438		1438			
24			B-727-200	4165		4165			
25			L-1011/100/20	395		395			
26			B-747	450		450			
27			B-767-200	381		381			
28			DC-9-80	620		620			
29			B-747SP	1		1			
30			ALL TYPES	7450		7450	7644	7440	97.33
31									
32		UA---DOMESTIC	B-737-100/200	20119	14	20133			
33			B-727-100	17441	29	17470			
34			B-727-200	38061	72	38133			
35			DC-10-10	10936	13	10949			
36			B-747	1871	6	1877			
37			DC-8-71	6407	12	6419			
38			B-767-200	5478	1	5479			
39			DC-10-30	898		898			
40			ALL TYPES	101211	147	101358	104342	101135	96.92
41									
42		VR---DOMESTIC	*L-188A/C	633		633			
43			*CV-640	49		49			
44			*DC-6	21		21			
45			*DC-8-62	2		2			
46			ALL TYPES	705		705	260	260	100.00
47									
48		WA---DOMESTIC	B-727-200	999	6	1005			
49			B-737-100/200	3		3			
50			ALL TYPES	1002	6	1008	1004	1000	99.60
51									
52		ZK---DOMESTIC	DASH-7	6102		6102			
53			BAE-146-1	4683		4683			
54			SHORTS 360	3336		3336			
55			BAC-111-200	906		906			
56			F-27 SERIES	3069		3069			
57			SD3-30	464		464			
58			ALL TYPES	18560		18560	19062	18538	97.25
59	AIRPORT TOTAL	DOMESTIC	B-727-100	35641	29	35670			
60			B-727-200	102565	275	102840			
61			DC-10-10	16890	13	16903			
62			B-767-200	5157	1	5158			
63			DC-9-80	17580		17580			
64			DC-10-30	1450		1450			
65			BAC-111-200	1457		1457			
66			DC-9-30	23744	187	23931			
67			B-737-300	32		32			
68			B-737-100/200	27988	18	28006			
69			DC-9-10	1951	1	1952			
70			L-1011/100/20	1666		1666			
71			DC-8-71	6670	12	6682			
72			B-757-200	119		119			
73			DC-9-50	3628	2	3630			
74			A-300-B4	1156		1156			
75			A-300-B2	6		6			
76			*B-727-100	3045	1	3046			
77			*DC-8-73	101	2	103			
78			*B-747	783		783			
79			*B-747F	1726		1726			
80			DC-10-40	999		999			
81			B-747	2476	6	2482			
82			DC-9-40	286	7	293			
83			B-747-200	10		10			
84			B-747SP	2		2			
85			L-1011-500 TR	2		2			
86			F-28-4000/600	1432		1432			
87			CV-580	1		1			
88			BH-99	1364		1364			
89			SWEAR-METRO 1	2001		2001			
90			FH-227	4569		4569			
91			*L-188A/C	633		633			
92			*CV-640	49		49			
93			*DC-6	21		21			
94			*DC-8-62	2		2			
95			DASH-7	6102		6102			
96			BAE-146-1	4683		4683			
97			SHORTS 360	3336		3336			
98			F-27 SERIES	3069		3069			
99			SD3-30	464		464			
100			ALL TYPES	294856	554	295410	303527	293930	96.83
101									
102		INTERNATIONAL	DC-10-30	243		243			
103			DC-10-10	4		4			
104			B-727-100	323		323			
105			B-727-200	205		205			
106			DC-9-80	1		1			
107			B-747	746		746			
108			*B-747F		4	4			
109			B-747SP	1		1			
110			ALL TYPES	1523	4	1527	1541	1515	98.31
111									
112									

TABLE 7
AIRCRAFT DEPARTURES SCHEDULED AND AIRCRAFT DEPARTURES PERFORMED,
BY TYPE OF OPERATION, BY AIRCRAFT TYPE, BY COMMUNITY, AND BY CARRIER

12 MONTHS ENDED DECEMBER 31, 1985

Line No.	Area, state or country Community (Airport name)	Carrier and type of operation	Type of aircraft	Total departures performed: Scheduled service	Nonscheduled service	All services	Departures scheduled	Scheduled departures completed: Number	Percent of departures scheduled
	1	2	3	4	5	6	7	8	9
1	AIRPORT TOTAL	(CONT.) TOTAL	B-727-100	35964	29	35993			
2			B-727-200	102770	275	103045			
3			DC-10-10	18694	13	18907			
4			B-767-200	5157	1	5158			
5			DC-9-80	17581		17581			
6			DC-10-30	1693		1693			
7			BAC-111-200	1457		1457			
8			DC-9-30	23744	187	23931			
9			B-737-300	32		32			
10			B-737-100/200	27988	18	28006			
11			DC-9-10	1951	1	1952			
12			L-1011/100/20	1666		1666			
13			DC-8-71	6670	12	6682			
14			B-757-200	119		119			
15			DC-9-50	3628	2	3630			
16			A-300-B4	1156		1156			
17			A-300-B2	6		6			
18			*B-727-100	3045	1	3046			
19			*DC-8-73	101	2	103			
20			*B-747	783		783			
21			*B-747F	1726	4	1730			
22			DC-10-40	999		999			
23			B-747	3222	6	3228			
24			DC-9-40	286	7	293			
25			B-747-200	10		10			
26			B-747SP	3		3			
27			L-1011-500 TR	2		2			
28			F-28-4000/6000	1432		1432			
29			CV-580	1		1			
30			BH-99	1364		1364			
31			SWEAR-METRO I	2001		2001			
32			FH-227	4569		4569			
33			*L-188A/C	633		633			
34			*CV-640	49		49			
35			*DC-6	21		21			
36			*DC-8-62	2		2			
37			DASH-7	6102		6102			
38			BAE-146-1	4683		4683			
39			SHORTS 360	3336		3336			
40			F-27 SERIES	3069		3069			
41			SD3-30	464		464			
42			ALL TYPES	296379	556	296937	305068	295445	96.84
43									
44	COMMUNITY TOTAL BY CARRIER	AA---DOMESTIC	B-767-200	3292		3292			
45			DC-9-80	13459		13459			
46			B-727-100	18820		18820			
47			B-727-200	34651		34651			
48			DC-10-10	6928		6928			
49			DC-10-30	536		536			
50			ALL TYPES	77686		77686	79831	77669	97.29
51									
52		AA---INTERNATIONAL	B-727-100	323		323			
53			B-727-200	205		205			
54			DC-10-10	4		4			
55			DC-10-30	243		243			
56			ALL TYPES	775		775	783	770	98.33
57									
58		AA---TOTAL	B-767-200	3292		3292			
59			DC-9-80	13459		13459			
60			B-727-100	19143		19143			
61			B-727-200	34856		34856			
62			DC-10-10	6932		6932			
63			DC-10-30	779		779			
64			ALL TYPES	78461		78461	80614	78439	97.30
65									
66		AL---DOMESTIC	BAC-111-200	170		170			
67			B-737-300	6		6			
68			B-737-100/200	310	1	311			
69			DC-9-30	4433	119	4552			
70			ALL TYPES	4919	120	5039	5104	4919	96.37
71									
72		BA---DOMESTIC	B-727-200	1300	177	1477			
73			ALL TYPES	1300	177	1477	1307	1294	99.00
74									
75		CO---DOMESTIC	B-737-300	26		26			
76			DC-9-10	99		99			
77			DC-9-30	1189		1189			
78			DC-9-80	2		2			
79			B-727-100	219		219			
80			B-727-200	1211		1211			
81			DC-10-10	1026		1026			
82			DC-10-30	16		16			
83			ALL TYPES	3788		3788	3859	3759	97.40
84									
85		CO---INTERNATIONAL	DC-9-80	1		1			
86			ALL TYPES	1		1			
87									
88		CO---TOTAL	B-737-300	26		26			
89			DC-9-10	99		99			
90			DC-9-30	1189		1189			
91			DC-9-80	3		3			
92			B-727-100	219		219			
93			B-727-200	1211		1211			
94			DC-10-10	1026		1026			
95			DC-10-30	16		16			
96			ALL TYPES	3789		3789	3859	3759	97.40
97									
98		DL---DOMESTIC	B-737-100/200	838	1	839			
99			B-757-200	60		60			
100			B-767-200	6		6			
101			DC-9-30	4063	13	4076			
102			B-727-200	8032	2	8034			
103			L-1011/100/20	1271		1271			
104			DC-8-71	263		263			
105			ALL TYPES	14533	16	14549	14653	14513	99.04
106									
107		EA---DOMESTIC	DC-9-30	2425	3	2428			
108			DC-9-50	142		142			
109			A-300-B4	1042		1042			
110			A-300-B2	6		6			
111			B-727-100	823		823			
112									

TABLE 7
AIRCRAFT DEPARTURES SCHEDULED AND AIRCRAFT DEPARTURES PERFORMED,
BY TYPE OF OPERATION, BY AIRCRAFT TYPE, BY COMMUNITY, AND BY CARRIER

12 MONTHS ENDED DECEMBER 31, 1985

Line No.	Area, state or country Community (Airport name)	Carrier and type of operation	Type of aircraft	Total departures performed: Scheduled service	Nonscheduled service	All services	Departures scheduled	Scheduled departures completed: Number	Percent of departures scheduled
	1	2	3	4	5	6	7	8	9
1	COMMUNITY TOTAL BY CARRIER	EA---DOMESTIC	(CONT.)						
2			B-727-200	1943	12	1955			
3			ALL TYPES	6381	15	6396	6524	6375	97.71
4		EZ---DOMESTIC	*B-727-100	511		511			
5			*DC-8-73	101	2	103			
6			ALL TYPES	612	2	614	620	612	98.70
7									
8		FH---DOMESTIC	B-727-100	25		25			
9			ALL TYPES	25		25	25	25	100.00
10									
11		FL---DOMESTIC	B-737-100/200	1235		1235			
12			B-727-100	33		33			
13			ALL TYPES	1268		1268	1294	1268	97.99
14									
15		FT---DOMESTIC	*B-727-100	2534	1	2535			
16			*B-747	783		783			
17			*B-747F	1136		1136			
18			ALL TYPES	4453	1	4454	5056	4290	84.84
19									
20		FW---DOMESTIC	B-737-100/200	12		12			
21			ALL TYPES	12		12	12	12	100.00
22									
23		PE---DOMESTIC	B-737-100/200	1417		1417			
24			DC-9-10	7241	18	7259			
25			DC-9-30	9389	651	10040			
26			DC-9-80	349	2	351			
27			ALL TYPES	18396	671	19067	18732	18394	98.19
28									
29		NW---DOMESTIC	B-757-200	59		59			
30			B-727-100	1567		1567			
31			B-727-200	8481	2	8483			
32			DC-10-40	999		999			
33			B-747	369		369			
34			*B-747F	590		590			
35			ALL TYPES	12065	2	12067	12445	12033	96.68
36									
37		NW---INTERNATIONAL	B-747	413		413			
38			*B-747F		4	4			
39			ALL TYPES	413	4	417	415	413	99.51
40									
41		NW---TOTAL	B-757-200	59		59			
42			B-727-100	1567		1567			
43			B-727-200	8481	2	8483			
44			DC-10-40	999		999			
45			B-747	782		782			
46			*B-747F	590	4	594			
47			ALL TYPES	12478	6	12484	12860	12446	96.78
48									
49		EZ---DOMESTIC	DC-9-10	666	1	667			
50			DC-9-30	3488	52	3540			
51			DC-9-40	286	7	293			
52			DC-9-80	1		1			
53			ALL TYPES	4441	60	4501	4638	4435	95.62
54									
55		PA---DOMESTIC	A-300-B4	114		114			
56			B-727-200	447	2	449			
57			L-1011-500 TR	2		2			
58			B-747	119		119			
59			B-747-200	10		10			
60			B-747SP	1		1			
61			ALL TYPES	693	2	695	788	692	87.81
62									
63		PA---INTERNATIONAL	B-747SP	1		1			
64			ALL TYPES	1		1			
65									
66		PA---TOTAL	A-300-B4	114		114			
67			B-727-200	447	2	449			
68			L-1011-500 TR	2		2			
69			B-747	119		119			
70			B-747-200	10		10			
71			B-747SP	2		2			
72			ALL TYPES	694	2	696	788	692	87.81
73									
74		PE---DOMESTIC	B-737-100/200	1012		1012			
75			B-727-200	3186		3186			
76			ALL TYPES	4198		4198	4500	4196	93.24
77									
78		PI---DOMESTIC	F-28-4000/6000	1432		1432			
79			B-737-100/200	4471	2	4473			
80			B-727-200	561	3	564			
81			ALL TYPES	6464	5	6469	6624	6464	97.58
82									
83		RC---DOMESTIC	CV-580	1		1			
84			DC-9-10	1186		1186			
85			DC-9-30	8146		8146			
86			DC-9-50	3486	2	3488			
87			DC-9-80	435		435			
88			B-727-200	270		270			
89			ALL TYPES	13524	2	13526	13924	13435	96.48
90									
91		RL---DOMESTIC	BH-99	1846		1846			
92			FH-227	4569		4569			
93			SWEAR-METRO II	2001		2001			
94			BAC-111-200	381		381			
95			ALL TYPES	8797		8797	9322	8797	94.[illegible]
96									
97		SI---DOMESTIC	DC-9-30	3063		3063			
98			ALL TYPES	3063		3063	3096	3062	98.90
99									
100		TB---DOMESTIC	B-767-200	381		381			
101			DC-9-[illegible]	620		620			
102			B-727-100	1438		1438			
103			B-727-200	4165		4165			
104			L-1011/100/20	595		595			
105			B-747	117		117			
106			B-747SP	1		1			
107			ALL TYPES	7117		7117	7301	7108	97.35
108									
109		TB---INTERNATIONAL	B-747	333		333			
110			ALL TYPES	333		333	343	332	96.79
111									
112									

TABLE 7
AIRCRAFT DEPARTURES SCHEDULED AND AIRCRAFT DEPARTURES PERFORMED,
BY TYPE OF OPERATION, BY AIRCRAFT TYPE, BY COMMUNITY, AND BY CARRIER

12 MONTHS ENDED DECEMBER 31, 1985

Line No.	Area, state or country Community (Airport name)	Carrier and type of operation	Type of aircraft	Total departures performed: Scheduled service	Total departures performed: Nonscheduled service	Total departures performed: All services	Departures scheduled	Scheduled departures completed: Number	Scheduled departures completed: Percent of departures scheduled
	1	2	3	4	5	6	7	8	9
1	COMMUNITY TOTAL BY CARRIER	(CONT.)							
2		TB---TOTAL	B-767-200	381		381			
3			DC-9-80	620		620			
4			B-727-100	1438		1438			
5			B-727-200	4165		4165			
6			L-1011/100/20	395		395			
7			B-747	450		450			
8			B-747SP	1		1			
9			ALL TYPES	7450		7450	7644	7440	97.33
10		CA---DOMESTIC	B-737-100/200	20122	14	20136			
11			B-767-200	5476	1	5479			
12			B-727-100	17441	29	17470			
13			B-727-200	38062	72	38134			
14			DC-10-10	10936	13	10949			
15			DC-10-30	858		858			
16			B-747	1871	6	1877			
17			DC-8-71	6407	12	6419			
18			ALL TYPES	101215	147	101362	104342	101135	96.92
19									
20		WK---DOMESTIC	*DC-6	21		21			
21			*CV-640	49		49			
22			*L-188A/C	633		633			
23			*DC-8-62	2		2			
24			ALL TYPES	705		705	260	260	100.00
25									
26		YA---DOMESTIC	B-737-100/200	3		3			
27			B-727-200	999	6	1005			
28			ALL TYPES	1002	6	1008	1004	1000	99.60
29									
30		YA---DOMESTIC	B-737-300	43		43			
31			B-737-100/200	2141		2141			
32			ALL TYPES	2184		2184	2236	2184	97.67
33									
34		ZK---DOMESTIC	F-27 SERIES	3069		3069			
35			SD3-30	464		464			
36			SHORTS 360	3336		3336			
37			DASH-7	6102		6102			
38			BAC-111-200	506		506			
39			BAE-146-1	4683		4683			
40			ALL TYPES	18560		18560	19062	18538	97.25
41									
42		ZP---DOMESTIC	B-737-100/200	1508		1508			
43			DC-9-10	343		343			
44			DC-9-30	162		162			
45			DC-9-80	12		12			
46			ALL TYPES	2025		2025	2073	2025	97.63
47									
48	COMMUNITY TOTAL	DOMESTIC	B-737-100/200	33069	18	33087			
49			DC-9-10	9535	19	9554			
50			DC-9-30	33295	838	34133			
51			DC-9-80	17941	2	17943			
52			B-727-100	40366	29	40395			
53			B-727-200	103308	276	103584			
54			B-737-300	75		75			
55			BH-99	1846		1846			
56			DC-10-10	18890	13	18903			
57			B-767-200	9157	1	9158			
58			DC-10-30	1450		1450			
59			BAC-111-200	1457		1457			
60			L-1011/100/20	1666		1666			
61			DC-8-71	6670	12	6682			
62			B-757-200	119		119			
63			DC-9-50	3628	2	3630			
64			A-300-B4	1156		1156			
65			A-300-B2	6		6			
66			*B-727-100	3045	1	3046			
67			*DC-8-73	101	2	103			
68			*B-747	783		783			
69			*B-747F	1726		1726			
70			DC-10-40	959		959			
71			B-747	2476	6	2482			
72			DC-9-40	286	7	293			
73			B-747-200	10		10			
74			B-747SP	2		2			
75			L-1011-500 TR	2		2			
76			F-28-4000/600	1432		1432			
77			CV-580	1		1			
78			SWEAR-METRC 1	2001		2001			
79			FH-227	4569		4569			
80			*L-188A/C	633		633			
81			*CV-640	49		49			
82			*DC-6	21		21			
83			*DC-8-62	2		2			
84			DASH-7	6102		6102			
85			BAE-146-1	4683		4683			
86			SHORTS 360	3336		3336			
87			F-27 SERIES	3069		3069			
88			SD3-30	464		464			
89			ALL TYPES	319426	1226	320652	328632	318494	96.91
90									
91		INTERNATIONAL	DC-10-30	243		243			
92			DC-10-10	4		4			
93			B-727-100	323		323			
94			B-727-200	205		205			
95			DC-9-80	1		1			
96			B-747	746		746			
97			*B-747F		4	4			
98			B-747SP	1		1			
99			ALL TYPES	1523	4	1527	1541	1515	98.31
100									
101		TOTAL	B-737-100/200	33069	18	33087			
102			DC-9-10	9535	19	9554			
103			DC-9-30	33295	838	34133			
104			DC-9-80	17942	2	17944			
105			B-727-100	40689	29	40718			
106			B-727-200	103513	276	103789			
107			B-737-300	75		75			
108			BH-99	1846		1846			
109			DC-10-10	18894	13	18907			
110			B-767-200	9157	1	9158			
111			DC-10-30	1693		1693			
112									

TABLE 7
AIRCRAFT DEPARTURES SCHEDULED AND AIRCRAFT DEPARTURES PERFORMED, BY TYPE OF OPERATION, BY AIRCRAFT TYPE, BY COMMUNITY, AND BY CARRIER

12 MONTHS ENDED DECEMBER 31, 1985

Line No.	Area, state or country Community (Airport name)	Carrier and type of operation	Type of aircraft	Total departures performed: Scheduled service	Total departures performed: Nonscheduled service	Total departures performed: All services	Departures scheduled	Scheduled departures completed: Number	Scheduled departures completed: Percent of departures scheduled
	1	2	3	4	5	6	7	8	9
1	COMMUNITY TOTAL	TOTAL	(CONT.)						
2			BAC-111-200	1457		1457			
3			L-1011/100/20	1666		1666			
4			DC-8-71	6670	12	6682			
5			B-757-200	119		119			
6			DC-9-50	3628	2	3630			
7			A-300-B4	1156		1156			
8			A-300-B2	6		6			
9			*B-727-100	3045	1	3046			
10			*DC-8-73	101	2	103			
11			*B-747	783		783			
12			*B-747F	1726	4	1730			
13			DC-10-40	999		999			
14			B-747	3222	6	3228			
15			DC-9-40	286	7	293			
16			B-747-200	10		10			
17			B-747SP	3		3			
18			L-1011-500 TR	2		2			
19			F-28-4000/600	1432		1432			
20			CV-580	1		1			
21			SWEAR-METRO I	2001		2001			
22			FH-227	4569		4569			
23			*L-188A/C	633		633			
24			*CV-640	49		49			
25			*DC-6	21		21			
26			*DC-8-62	2		2			
27			DASH-7	6102		6102			
28			BAE-146-1	4683		4683			
29			SHORTS 360	3336		3336			
30			F-27 SERIES	3069		3069			
31			SD3-30	464		464			
32			ALL TYPES	320949	1230	322179	330173	320009	96.92
33									
34	CANVILLE (VERMILION COUNTY)	RL---DOMESTIC	BH-99	580		580			
35			ALL TYPES	580		580	650	580	89.23
36									
37	DECATUR (DECATUR)								
38		RL---DOMESTIC	BH-99	318		318			
39			SWEAR-METRO I	518		518			
40			FH-227	716		716			
41			ALL TYPES	1552		1552	1629	1552	95.27
42									
43	GALESBURG (GALESBURG MUNI)								
44		RL---DOMESTIC	BH-99	512		512			
45			SWEAR-METRO I	756		756			
46			ALL TYPES	1268		1268	1333	1268	95.12
47									
48	MARION/HERRIN (WILLIAMSON COUNTY)								
49		RL---DOMESTIC	BH-99	270		270			
50			SWEAR-METRO I	120		120			
51			FH-227	414		414			
52			ALL TYPES	804		804	878	804	91.57
53									
54	MATTOON/CHARLESTON (COLES COUNTY MEMORIAL)								
55		RL---DOMESTIC	BH-99	613		613			
56			SWEAR-METRO I	323		323			
57			ALL TYPES	936		936	975	936	96.00
58									
59	MOLINE/DAVENPORT (QUAD-CITY)								
60		C2---DOMESTIC	DC-9-10	93		93			
61			DC-9-30	1804	11	1815			
62			DC-9-40	106	7	113			
63			DC-9-80	31		31			
64			ALL TYPES	2034	18	2052	2054	2026	98.63
65									
66		RL---DOMESTIC	SWEAR-METRO I	105		105			
67			FH-227	507		507			
68			ALL TYPES	612		612	644	612	95.03
69									
70		LA---DOMESTIC	B-737-100/200	4		4			
71			B-727-100	26		26			
72			B-727-200	618		618			
73			ALL TYPES	648		648	648	636	98.14
74									
75		4W---DOMESTIC	SHORTS 360	891		891			
76			F-27 SERIES	698		698			
77			BAE-146-1	487		487			
78			DASH-7	12		12			
79			SD3-30	186		186			
80			BAC-111-200	2		2			
81			ALL TYPES	2276		2276	2329	2258	97.11
82									
83	COMMUNITY TOTAL	DOMESTIC	DC-9-10	93		93			
84			DC-9-30	1804	11	1815			
85			DC-9-40	106	7	113			
86			DC-9-80	31		31			
87			SWEAR-METRO I	105		105			
88			FH-227	507		507			
89			B-737-100/200	4		4			
90			B-727-100	26		26			
91			B-727-200	618		618			
92			SHORTS 360	891		891			
93			F-27 SERIES	698		698			
94			BAE-146-1	487		487			
95			DASH-7	12		12			
96			SD3-30	186		186			
97			BAC-111-200	2		2			
98			ALL TYPES	5570	18	5588	5671	5532	97.54
99									
100	PEORIA (GREATER PEORIA)								
101		AA---DOMESTIC	B-727-200	1		1			
102			DC-9-80	1		1			
103			ALL TYPES	2		2	2	2	100.00
104									
105		C2---DOMESTIC	DC-9-10	488		488			
106			DC-9-30	796	3	799			
107			DC-9-40	37	1	38			
108			DC-9-80	2		2			
109			ALL TYPES	1323	4	1327	1336	1297	97.08
110									
111		RL---DOMESTIC	FH-227	915		915			
112									

TABLE 7
AIRCRAFT DEPARTURES SCHEDULED AND AIRCRAFT DEPARTURES PERFORMED,
BY TYPE OF OPERATION, BY AIRCRAFT TYPE, BY COMMUNITY, AND BY CARRIER

12 MONTHS ENDED DECEMBER 31, 1985

Line No.	Area, state or country Community (Airport name)	Carrier and type of operation	Type of aircraft	Total departures performed: Scheduled service	Nonscheduled service	All services	Departures scheduled	Scheduled departures completed: Number	Percent of departures scheduled
	1	2	3	4	5	6	7	8	9
1	GREATER PEORIA	RL---DOMESTIC	(CONT.)						
2			ALL TYPES	915		915	985	915	92.89
3		TB---DOMESTIC	B-727-200	183		183			
4			B-727-100	157		157			
5			DC-9-80	446		446			
6			ALL TYPES	786		786	791	772	97.59
7									
8		TB---INTERNATIONAL	B-767-200	1		1			
9			ALL TYPES	1		1			
10									
11		TB---TOTAL	B-727-200	183		183			
12			B-727-100	157		157			
13			DC-9-80	446		446			
14			B-767-200	1		1			
15			ALL TYPES	787		787	791	772	97.59
16									
17		LA---DOMESTIC	B-727-100	558		558			
18			B-727-200	422		422			
19			B-737-100/200	2		2			
20			ALL TYPES	982		982	1016	977	96.16
21									
22		ZB---DOMESTIC	SHORTS 360	769		769			
23			F-27 SERIES	250		250			
24			DASH-7	3		3			
25			SD3-30	131		131			
26			ALL TYPES	1153		1153	1213	1150	94.80
27									
28	COMMUNITY TOTAL	DOMESTIC	B-727-200	606		606			
29			DC-9-80	449		449			
30			DC-9-10	488		488			
31			DC-9-30	796	3	799			
32			DC-9-40	37	1	38			
33			FH-227	915		915			
34			B-727-100	715		715			
35			B-737-100/200	2		2			
36			SHORTS 360	769		769			
37			F-27 SERIES	250		250			
38			DASH-7	3		3			
39			SD3-30	131		131			
40			ALL TYPES	5161	4	5165	5343	5113	95.69
41									
42		INTERNATIONAL	B-767-200	1		1			
43			ALL TYPES	1		1			
44									
45		TOTAL	B-727-200	606		606			
46			DC-9-80	449		449			
47			DC-9-10	488		488			
48			DC-9-30	796	3	799			
49			DC-9-40	37	1	38			
50			FH-227	915		915			
51			B-727-100	715		715			
52			B-767-200	1		1			
53			B-737-100/200	2		2			
54			SHORTS 360	769		769			
55			F-27 SERIES	250		250			
56			DASH-7	3		3			
57			SD3-30	131		131			
58			ALL TYPES	5162	4	5166	5343	5113	95.69
59									
60	QUINCY/HANNIBAL								
61	(QUINCY MUNI BALDWIN FIELD)	RL---DOMESTIC	BH-99	296		296			
62			SWEAR-METRO I	915		915			
63			ALL TYPES	1211		1211	1343	1211	90.17
64									
65	ROCKFORD								
66	(GREATER ROCKFORD)	AA---DOMESTIC	B-727-200	1		1			
67			ALL TYPES	1		1	3	1	33.33
68									
69		FL---DOMESTIC	B-737-100/200	748	2	750			
70			ALL TYPES	748	2	750	754	747	99.07
71									
72		LA---DOMESTIC	B-727-100	1		1			
73			B-727-200	2		2			
74			ALL TYPES	3		3			
75									
76	COMMUNITY TOTAL	DOMESTIC	B-727-200	3		3			
77			B-737-100/200	748	2	750			
78			B-727-100	1		1			
79			ALL TYPES	752	2	754	757	748	98.81
80									
81	SPRINGFIELD								
82	(CAPITAL)	EA---DOMESTIC	DC-9-30	1		1			
83			ALL TYPES	1		1			
84									
85		CZ---DOMESTIC	DC-9-10	318	1	319			
86			DC-9-30	705	2	707			
87			DC-9-40	68	3	71			
88			ALL TYPES	1091	6	1097	1089	1076	98.80
89									
90		RU---DOMESTIC	BH-99	643		643			
91			SWEAR-METRO I	872		872			
92			FH-227	832		832			
93			BAC-111-200	151		151			
94			ALL TYPES	2498		2498	2629	2498	95.01
95									
96		TB---DOMESTIC	B-727-200	1		1			
97			ALL TYPES	1		1			
98									
99		ZB---DOMESTIC	F-27 SERIES	107		107			
100			DASH-7	2		2			
101			SHORTS 360	598		598			
102			SD3-30	60		60			
103			ALL TYPES	767		767	788	766	97.20
104									
105	COMMUNITY TOTAL	DOMESTIC	DC-9-30	706	2	708			
106			DC-9-10	318	1	319			
107			DC-9-40	68	3	71			
108			BH-99	643		643			
109			SWEAR-METRO I	872		872			
110			FH-227	832		832			
111			BAC-111-200	151		151			
112									

TABLE 7
AIRCRAFT DEPARTURES SCHEDULED AND AIRCRAFT DEPARTURES PERFORMED,
BY TYPE OF OPERATION, BY AIRCRAFT TYPE, BY COMMUNITY, AND BY CARRIER

12 MONTHS ENDED DECEMBER 31, 1985

Line No.	Area, state or country Community (Airport name)	Carrier and type of operation	Type of aircraft	Total departures performed: Scheduled service	Total departures performed: Nonscheduled service	Total departures performed: All services	Departures scheduled	Scheduled departures completed: Number	Scheduled departures completed: Percent of departures scheduled
	1	2	3	4	5	6	7	8	9
1	COMMUNITY TOTAL	DOMESTIC	(CONT.)						
2			B-727-200	1		1			
3			F-27 SERIES	107		107			
4			DASH-7	2		2			
5			SHORTS 360	598		598			
6			SD3-30	60		60			
7			ALL TYPES	4358	6	4364	4506	4340	96.31
8	STERLING/ROCK FALLS								
9	(WHITESIDE COUNTY)	RC---DOMESTIC	BH-99	217		217			
10			ALL TYPES	217		217	272	217	79.77
11									
12	INDIANA								
13	----------								
14									
15	BLOOMINGTON								
16	(MONROE COUNTY)	RC---DOMESTIC	BH-99	538		538			
17			SWEAR-METRO I	10		10			
18			FH-227	259		259			
19			ALL TYPES	807		807	902	807	89.46
20									
21	ELKHART								
22	(ELKHART MUNI)	ZB---DOMESTIC	DASH-7	1594		1594			
23			SHORTS 360	133		133			
24			ALL TYPES	1727		1727	1798	1726	95.99
25									
26	EVANSVILLE								
27	(EVANSVILLE DRESS REGIONAL)	AL---DOMESTIC	DC-9-30	1378		1378			
28			BAC-111-200	152		152			
29			B-737-100/200	138		138			
30			B-737-300	4		4			
31			ALL TYPES	1672		1672	1693	1672	98.75
32									
33		EA---DOMESTIC	DC-9-30	167		167			
34			DC-9-50	1235		1235			
35			B-727-100	1		1			
36			B-727-200	1	1	2			
37			ALL TYPES	1404	1	1405	1431	1396	97.55
38									
39		PI---DOMESTIC	B-737-100/200	1027		1027			
40			ALL TYPES	1027		1027	1038	1027	98.94
41									
42		RC---DOMESTIC	BH-99	534		534			
43			SWEAR-METRO I	1141		1141			
44			FH-227	556		556			
45			BAC-111-200	213		213			
46			ALL TYPES	2444		2444	2571	2444	95.06
47									
48	COMMUNITY TOTAL	DOMESTIC	DC-9-30	1545		1545			
49			BAC-111-200	365		365			
50			B-737-100/200	1165		1165			
51			B-737-300	4		4			
52			DC-9-50	1235		1235			
53			B-727-100	1		1			
54			B-727-200	1	1	2			
55			BH-99	534		534			
56			SWEAR-METRO I	1141		1141			
57			FH-227	556		556			
58			ALL TYPES	6547	1	6548	6733	6539	97.11
59									
60	FORT WAYNE								
61	(MUNICIPAL/BAER FIELD)	AA---DOMESTIC	B-727-200	206		206			
62			B-727-100	854	1	855			
63			DC-9-80	2		2			
64			ALL TYPES	1062	1	1063	1097	1062	96.80
65									
66		DL---DOMESTIC	B-727-200	937		937			
67			B-737-100/200	151		151			
68			DC-9-30	1		1			
69			ALL TYPES	1089		1089	1095	1089	99.45
70									
71		PI---DOMESTIC	B-737-100/200	723		723			
72			B-727-200	9		9			
73			F-28-4000/600	1		1			
74			ALL TYPES	733		733	730	718	98.35
75									
76		RC---DOMESTIC	CV-580	1040		1040			
77			DC-9-10	183		183			
78			B-727-200	3		3			
79			DC-9-30	87		87			
80			DC-9-50	4		4			
81			ALL TYPES	1317		1317	1344	1308	97.32
82									
83		LA---DOMESTIC	B-737-100/200	3		3			
84			B-727-100	715		715			
85			B-727-200	26		26			
86			DC-8-71	1		1			
87			ALL TYPES	745		745	771	738	95.71
88									
89		ZB---DOMESTIC	DASH-7	2011		2011			
90			BAE-146-1	1119	3	1122			
91			BAC-111-200	1		1			
92			ALL TYPES	3131	3	3134	3195	3110	97.40
93									
94	COMMUNITY TOTAL	DOMESTIC	B-727-200	1181		1181			
95			B-727-100	1569	1	1570			
96			DC-9-80	2		2			
97			B-737-100/200	877		877			
98			DC-9-30	88		88			
99			F-28-4000/600	1		1			
100			CV-580	1040		1040			
101			DC-9-10	183		183			
102			DC-9-50	4		4			
103			DC-8-71	1		1			
104			DASH-7	2011		2011			
105			BAE-146-1	1119	3	1122			
106			BAC-111-200	1		1			
107			ALL TYPES	8077	4	8081	8230	8025	97.50
108									
109	INDIANAPOLIS								
110	(INDIANAPOLIS MUNI/WEIR-COOK/)	AA---DOMESTIC	B-727-100	191		191			
111			B-727-200	2355		2355			
112									

TABLE 7
AIRCRAFT DEPARTURES SCHEDULED AND AIRCRAFT DEPARTURES PERFORMED, BY TYPE OF OPERATION, BY AIRCRAFT TYPE, BY COMMUNITY, AND BY CARRIER

12 MONTHS ENDED DECEMBER 31, 1985

Line No.	Area, state or country Community (Airport name)	Carrier and type of operation	Type of aircraft	Total departures performed: Scheduled service	Nonscheduled service	All services	Departures scheduled	Scheduled departures completed: Number	Percent of departures scheduled
	1	2	3	4	5	6	7	8	9
1	INDIANAPOLIS MUNI/WEIR-COOK/	AA---DOMESTIC	(CONT.)						
2			DC-9-80	124		124			
3			DC-10-10	107		107			
4			B-767-200	130		130			
5			ALL TYPES	2907		2907	2938	2905	98.87
6		AL---DOMESTIC	DC-9-30	6281	33	6314			
7			B-727-200	693		693			
8			B-737-100/200	1386	8	1394			
9			B-737-300	1461		1461			
10			BAC-111-200	538		538			
11			ALL TYPES	10359	41	10400	10489	10355	98.72
12									
13		BN---DOMESTIC	B-727-200	1		1			
14			ALL TYPES	1		1			
15									
16		CC---DOMESTIC	B-727-200	484		484			
17			B-727-100	135		135			
18			DC-9-10	5		5			
19			DC-9-30	92		92			
20			DC-9-80	3		3			
21			ALL TYPES	719		719	729	713	97.80
22									
23		DL---DOMESTIC	DC-9-30	1808		1808			
24			B-727-200	2112		2112			
25			B-737-100/200	202		202			
26			B-767-200	1		1			
27			ALL TYPES	4123		4123	4123	4114	99.78
28									
29		EA---DOMESTIC	DC-9-30	847		847			
30			B-727-100	1179		1179			
31			B-727-200	368	3	371			
32			DC-9-50	21		21			
33			ALL TYPES	2415	3	2418	2434	2393	98.31
34									
35		FL---DOMESTIC	DC-9-30	1		1			
36			B-737-100/200	32		32			
37			ALL TYPES	33		33	34	33	97.05
38									
39		CZ---DOMESTIC	DC-9-10	422		422			
40			DC-9-30	1394	20	1414			
41			DC-9-40	158	2	200			
42			ALL TYPES	2014	22	2036	2040	2002	98.13
43									
44		PA---DOMESTIC	B-727-200	322	1	323			
45			L-1011-500 TR	45		45			
46			ALL TYPES	367	1	368	396	367	92.67
47									
48		RC---DOMESTIC	DC-9-50	518	1	519			
49			DC-9-30	1391	1	1392			
50			CV-580	4		4			
51			DC-9-10	1556		1556			
52			B-727-200	1		1			
53			ALL TYPES	3470	2	3472	3491	3449	98.79
54									
55		RL---DOMESTIC	BH-99	872		872			
56			SWEAR-METRE I	353		353			
57			FH-227	363		363			
58			BAC-111-200	77		77			
59			ALL TYPES	1665		1665	1781	1665	93.48
60									
61		TB---DOMESTIC	B-727-100	750		750			
62			B-727-200	1884	2	1886			
63			L-1011/100/20	360		360			
64			B-747	1		1			
65			B-767-200	2		2			
66			DC-9-80	570		570			
67			ALL TYPES	3567	2	3569	3613	3539	97.95
68									
69		TB---INTERNATIONAL	B-767-200	3		3			
70			ALL TYPES	3		3			
71									
72		TB---TOTAL	B-727-100	750		750			
73			B-727-200	1884	2	1886			
74			L-1011/100/20	360		360			
75			B-747	1		1			
76			B-767-200	5		5			
77			DC-9-80	570		570			
78			ALL TYPES	3570	2	3572	3613	3539	97.95
79									
80		UA---DOMESTIC	B-737-100/200	377		377			
81			B-727-100	521		521			
82			B-727-200	1456	2	1458			
83			DC-8-71		4	4			
84			ALL TYPES	2354	6	2360	2400	2339	97.45
85									
86		WN---DOMESTIC	*L-188A/C	227		227			
87			*CV-640	194		194			
88			*DC-8-50F	1		1			
89			*DC-6	174		174			
90			*DC-8-30	7		7			
91			*DC-8-62	25		25			
92			*DC-8-63F	4		4			
93			ALL TYPES	632		632	260	260	100.00
94									
95		ZE---DOMESTIC	BAC-111-200	743	182	925			
96			ALL TYPES	743	182	925	747	743	99.46
97									
98		ZK---DOMESTIC	DASH-7	71		71			
99			ALL TYPES	71		71	81	71	87.65
100									
101	COMMUNITY TOTAL	DOMESTIC	B-727-100	2776		2776			
102			B-727-200	9676	8	9684			
103			DC-9-80	697		697			
104			DC-10-10	107		107			
105			B-767-200	133		133			
106			DC-9-30	11814	54	11868			
107			B-737-100/200	1997	8	2005			
108			B-737-300	1461		1461			
109			BAC-111-200	1358	182	1540			
110			DC-9-10	1983		1983			
111			DC-9-50	539	1	540			
112									

TABLE 7
AIRCRAFT DEPARTURES SCHEDULED AND AIRCRAFT DEPARTURES PERFORMED
BY TYPE OF OPERATION, BY AIRCRAFT TYPE, BY COMMUNITY, AND BY CARRIER

12 MONTHS ENDED DECEMBER 31, 1985

Line No.	Area, state or country Community (Airport name)	Carrier and type of operation	Type of aircraft	Total departures performed: Scheduled service	Total departures performed: Nonscheduled service	Total departures performed: All services	Departures scheduled	Scheduled departures completed: Number	Scheduled departures completed: Percent of departures scheduled
	1	2	3	4	5	6	7	8	9
1	COMMUNITY TOTAL	DOMESTIC	(CONT.)						
2			DC-9-40	198	2	200			
3			L-1011-500 TR	45		45			
4			CV-580	4		4			
5			BH-99	872		872			
6			SWEAR-METRO I	353		353			
7			FH-227	363		363			
8			L-1011/100/20	360		360			
9			B-747	1		1			
10			DC-8-71		4	4			
11			*L-188A/C	227		227			
12			*CV-640	194		194			
13			*DC-8-50F	1		1			
14			*DC-6	174		174			
15			*DC-8-30	7		7			
16			*DC-8-62	25		25			
17			*DC-8-63F	4		4			
18			DASH-7	71		71			
19			ALL TYPES	35440	259	35659	35556	34948	98.29
20									
21		INTERNATIONAL	B-767-200	3		3			
22			ALL TYPES	3		3			
23									
24		TOTAL	B-727-100	2776		2776			
25			B-727-200	5676	8	5684			
26			DC-9-80	697		697			
27			DC-10-10	107		107			
28			B-767-200	136		136			
29			DC-9-30	11814	54	11868			
30			B-737-100/200	1997	8	2005			
31			B-737-300	1461		1461			
32			BAC-111-200	1358	182	1540			
33			DC-9-10	1983		1983			
34			DC-9-50	539	1	540			
35			DC-9-40	198	2	200			
36			L-1011-500 TR	45		45			
37			CV-580	4		4			
38			BH-99	872		872			
39			SWEAR-METRO I	353		353			
40			FH-227	363		363			
41			L-1011/100/20	360		360			
42			B-747	1		1			
43			DC-8-71		4	4			
44			*L-188A/C	227		227			
45			*CV-640	194		194			
46			*DC-8-50F	1		1			
47			*DC-6	174		174			
48			*DC-8-30	7		7			
49			*DC-8-62	25		25			
50			*DC-8-63F	4		4			
51			DASH-7	71		71			
52			ALL TYPES	35443	259	35702	35556	34948	98.29
53	LAFAYETTE								
54	(PURDUE UNIVERSITY)	RL---DOMESTIC	BH-99	6		6			
55			SWEAR-METRO I	409		409			
56			FH-227	163		163			
57			ALL TYPES	578		578	627	578	92.18
58									
59		ZN---DOMESTIC	DASH-7	252		252			
60			SD3-30	39		39			
61			SHORTS 360	72		72			
62			ALL TYPES	363		363	397	363	91.43
63									
64	COMMUNITY TOTAL	DOMESTIC	BH-99	6		6			
65			SWEAR-METRO I	409		409			
66			FH-227	163		163			
67			DASH-7	252		252			
68			SD3-30	39		39			
69			SHORTS 360	72		72			
70			ALL TYPES	941		941	1024	941	91.89
71									
72	MUNCIE/ANDERSON/HENCASTLE								
73	(DELAWARE COUNTY-JOHNSON FIELD)	RL---DOMESTIC	SWEAR-METRO I	284		284			
74			FH-227	43		43			
75			ALL TYPES	327		327	366	327	89.34
76									
77	SOUTH BEND								
78	(ST JOSEPH COUNTY)	AA---DOMESTIC	B-727-200	2		2			
79			ALL TYPES	2		2	2	2	100.00
80									
81		PI---DOMESTIC	B-737-100/200	620	4	624			
82			B-727-200	705		705			
83			F-28-4000/600	1		1			
84			ALL TYPES	1326	4	1330	1342	1304	97.16
85									
86		NC---DOMESTIC	CV-580	1156		1156			
87			DC-9-50	1	1	2			
88			DC-9-10	54		54			
89			DC-9-30	3		3			
90			ALL TYPES	1214	1	1215	1252	1209	96.56
91									
92		RL---DOMESTIC	BH-99	357		357			
93			SWEAR-METRO I	357		357			
94			FH-227	346		346			
95			ALL TYPES	1140		1140	1262	1140	90.33
96									
97		LA---DOMESTIC	B-727-100	1074		1074			
98			B-727-200	37	2	39			
99			ALL TYPES	1111	2	1113	1169	1101	94.18
100									
101		ZN---DOMESTIC	DASH-7	1657		1657			
102			BAE-146-1	785		785			
103			F-27 SERIES	446		446			
104			SHORTS 360	6		6			
105			ALL TYPES	3094		3094	3239	3089	95.36
106									
107	COMMUNITY TOTAL	DOMESTIC	B-727-200	744	2	746			
108			B-737-100/200	620	4	624			
109			F-28-4000/600	1		1			
110			CV-580	1156		1156			
111			DC-9-50	1	1	2			
112									

TABLE 7
AIRCRAFT DEPARTURES SCHEDULED AND AIRCRAFT DEPARTURES PERFORMED,
BY TYPE OF OPERATION, BY AIRCRAFT TYPE, BY COMMUNITY, AND BY CARRIER

12 MONTHS ENDED DECEMBER 31, 1985

Line No.	Area, state or country Community (Airport name)	Carrier and type of operation	Type of aircraft	Total departures performed: Scheduled service	Total departures performed: Nonscheduled service	Total departures performed: All services	Departures scheduled	Scheduled departures completed: Number	Scheduled departures completed: Percent of departures scheduled
	1	2	3	4	5	6	7	8	9
1	COMMUNITY TOTAL	DOMESTIC	(CONT.)						
2			DC-9-10	54		54			
3			DC-9-30	3		3			
4			BH-99	397		397			
5			SWEAR-METRO I	397		397			
6			FH-227	346		346			
7			B-727-100	1074		1074			
8			DASH-7	1857		1857			
9			BAE-146-1	785		785			
10			F-27 SERIES	446		446			
11			SHORTS 360	6		6			
12			ALL TYPES	7887	7	7894	8266	7845	94.90
13	TERRE HAUTE								
14	(HULMAN FIELD)	RU---DOMESTIC	BH-99	629		629			
15			SWEAR-METRO I	719		719			
16			FH-227	334		334			
17			BAC-111-200	38		38			
18			ALL TYPES	1720		1720	1805	1720	95.29
19									
20	IOWA								
21									
22									
23	BURLINGTON								
24	(BURLINGTON MUNI)	RU---DOMESTIC	BH-99	71		71			
25			SWEAR-METRO I	674		674			
26			FH-227	469		469			
27			ALL TYPES	1214		1214	1282	1214	94.69
28									
29	CEDAR RAPIDS/IOWA CITY								
30	(CEDAR RAPIDS MUNI)	FL---DOMESTIC	B-737-100/200	691	8	699			
31			DC-9-80	175		175			
32			ALL TYPES	866	8	874	879	865	98.40
33									
34		CZ---DOMESTIC	DC-9-10	2		2			
35			DC-9-30	1405	18	1423			
36			DC-9-40	105	3	108			
37			DC-9-80	2		2			
38			ALL TYPES	1514	21	1535	1539	1506	97.85
39									
40		RC---DOMESTIC	B-727-200	1		1			
41			ALL TYPES	1		1			
42									
43		RL---DOMESTIC	FH-227	296		296			
44			BAC-111-200	79		79			
45			ALL TYPES	375		375	393	375	95.41
46									
47		LA---DOMESTIC	B-737-100/200	119		119			
48			B-727-100	182		182			
49			B-727-200	666		666			
50			DC-10-10		4	4			
51			ALL TYPES	967	4	971	983	962	97.86
52									
53		ZB---DOMESTIC	SHORTS 360	862		862			
54			F-27 SERIES	666		666			
55			BAE-146-1	296	3	299			
56			DASH-7	11		11			
57			SD3-30	214		214			
58			BAC-111-200	44		44			
59			ALL TYPES	2093	3	2096	2171	2099	96.68
60									
61	COMMUNITY TOTAL	DOMESTIC	B-737-100/200	810	8	818			
62			DC-9-80	177		177			
63			DC-9-10	2		2			
64			DC-9-30	1405	18	1423			
65			DC-9-40	105	3	108			
66			B-727-200	667		667			
67			FH-227	296		296			
68			BAC-111-200	123		123			
69			B-727-100	182		182			
70			DC-10-10		4	4			
71			SHORTS 360	862		862			
72			F-27 SERIES	666		666			
73			BAE-146-1	296	3	299			
74			DASH-7	11		11			
75			SD3-30	214		214			
76			ALL TYPES	5816	36	5852	5965	5807	97.35
77									
78	DES MOINES								
79	(DES MOINES MUNI)	AA---DOMESTIC	B-727-100	1614		1614			
80			B-727-200	868		868			
81			DC-9-80	3		3			
82			ALL TYPES	2485		2485	2548	2485	97.52
83									
84		FL---DOMESTIC	B-737-100/200	1267	5	1272			
85			DC-9-80	347		347			
86			ALL TYPES	1614	5	1619	1649	1612	97.75
87									
88		HP---DOMESTIC	B-737-100/200	1176		1176			
89			B-737-300	44		44			
90			ALL TYPES	1220		1220	1225	1203	98.20
91									
92		CZ---DOMESTIC	DC-9-10	95	3	98			
93			DC-9-30	1354	19	1373			
94			DC-9-40	264	5	269			
95			DC-9-80		1	1			
96			ALL TYPES	1713	28	1741	1730	1705	98.55
97									
98		RC---DOMESTIC	DC-9-50	11		11			
99			DC-9-30	391		391			
100			DC-9-10	273		273			
101			CV-580	704		704			
102			ALL TYPES	1379		1379	1388	1368	98.55
103									
104		TB---DOMESTIC	B-727-100	1118		1118			
105			B-727-200	73		73			
106			DC-9-80	9		9			
107			ALL TYPES	1200		1200	1223	1198	97.95
108									
109		LA---DOMESTIC	B-737-100/200	697		697			
110			B-727-100	276	1	277			
111			B-727-200	2549	12	2561			
112									

TABLE 7
AIRCRAFT DEPARTURES SCHEDULED AND AIRCRAFT DEPARTURES PERFORMED,
BY TYPE OF OPERATION, BY AIRCRAFT TYPE, BY COMMUNITY, AND BY CARRIER

12 MONTHS ENDED DECEMBER 31, 1985

Line No.	Area, state or country Community (Airport name)	Carrier and type of operation	Type of aircraft	Total departures performed: Scheduled service	Total departures performed: Nonscheduled service	Total departures performed: All services	Departures scheduled	Scheduled departures completed: Number	Scheduled departures completed: Percent of departures scheduled
	1	2	3	4	5	6	7	8	9
1	DES MOINES MUNI	LA---DOMESTIC	(CONT.)						
2			DC-8-71	2		2			
3			DC-10-10		3	3			
4			ALL TYPES	3524	16	3540	3585	3506	97.79
5	COMMUNITY TOTAL	DOMESTIC	B-727-100	3008	1	3009			
6			B-727-200	3490	12	3502			
7			DC-9-80	359	1	360			
8			B-737-100/200	3140	5	3145			
9			B-737-300	44		44			
10			DC-9-10	368	3	371			
11			DC-9-30	1745	19	1764			
12			DC-9-40	264	5	269			
13			DC-9-50	11		11			
14			CV-580	704		704			
15			DC-8-71	2		2			
16			DC-10-10		3	3			
17			ALL TYPES	13135	49	13184	13348	13077	97.96
18									
19	DUBUQUE								
20	(DUBUQUE MUNI)	2b---DOMESTIC	SHORTS 360	1185		1185			
21			DASH-7	3		3			
22			SD3-30	68		68			
23			ALL TYPES	1256		1256	1279	1255	98.12
24									
25	SIOUX CITY								
26	(SIOUX CITY MUNI)	AP---DOMESTIC	CV-580	1368	8	1376			
27			ALL TYPES	1368	8	1376	1390	1367	98.34
28									
29		CZ---DOMESTIC	DC-9-10	289		289			
30			DC-9-30	700	5	705			
31			DC-9-40	40		40			
32			ALL TYPES	1029	5	1034	1046	1023	97.80
33									
34	COMMUNITY TOTAL	DOMESTIC	CV-580	1368	8	1376			
35			DC-9-10	289		289			
36			DC-9-30	700	5	705			
37			DC-9-40	40		40			
38			ALL TYPES	2397	13	2410	2436	2390	98.11
39									
40	WATERLOO								
41	(WATERLOO MUNI)	AP---DOMESTIC	CV-580	682		682			
42			ALL TYPES	682		682	696	682	97.98
43									
44		CZ---DOMESTIC	DC-9-10	121		121			
45			DC-9-30	964	11	975			
46			DC-9-40	53		53			
47			ALL TYPES	1138	11	1149	1152	1132	98.26
48									
49		2b---DOMESTIC	SHORTS 360	593		593			
50			F-27 SERIES	52		52			
51			DASH-7	2		2			
52			SD3-30	36		36			
53			ALL TYPES	683		683	690	682	98.84
54									
55	COMMUNITY TOTAL	DOMESTIC	CV-580	682		682			
56			DC-9-10	121		121			
57			DC-9-30	964	11	975			
58			DC-9-40	53		53			
59			SHORTS 360	593		593			
60			F-27 SERIES	52		52			
61			DASH-7	2		2			
62			SD3-30	36		36			
63			ALL TYPES	2503	11	2514	2538	2496	98.34
64									
65	KANSAS								
66	----------								
67									
68	TOPEKA								
69	(FORBES AFB)	EA---DOMESTIC	B-727-200	3		3			
70			DC-9-30	2		2			
71			ALL TYPES	5		5			
72									
73		FL---DOMESTIC	DC-9-10	235		235			
74			DC-9-30	31	71	102			
75			ALL TYPES	266	71	337	277	266	96.02
76									
77		bC---DOMESTIC	DC-10-30	1		1			
78			ALL TYPES	1		1			
79									
80	COMMUNITY TOTAL	DOMESTIC	B-727-200	3		3			
81			DC-9-30	33	71	104			
82			DC-9-10	235		235			
83			DC-10-30	1		1			
84			ALL TYPES	272	71	343	277	266	96.02
85									
86	WICHITA								
87	(WICHITA MUNI)	AA---DOMESTIC	B-727-100	870		870			
88			B-727-200	1221		1221			
89			ALL TYPES	2091		2091	2142	2091	97.61
90									
91		CC---DOMESTIC	B-727-200	14		14			
92			DC-9-10	1843		1843			
93			DC-9-30	214		214			
94			B-727-100	2		2			
95			B-737-300	1		1			
96			ALL TYPES	2074		2074	2142	2050	95.70
97									
98		FL---DOMESTIC	B-737-100/200	1931		1931			
99			DC-9-80	234		234			
100			ALL TYPES	2165		2165	2200	2152	97.81
101									
102		MP---DOMESTIC	B-737-100/200	872		872			
103			B-737-300	1		1			
104			ALL TYPES	873		873	879	873	99.31
105									
106		RC---DOMESTIC	DC-9-10	960		960			
107			DC-9-30	273	1	274			
108			DC-9-50	3		3			
109			ALL TYPES	1236	1	1237	1242	1228	98.87
110									
111		Tb---DOMESTIC	B-727-100	434		434			
112									

TABLE 7
AIRCRAFT DEPARTURES SCHEDULED AND AIRCRAFT DEPARTURES PERFORMED,
BY TYPE OF OPERATION, BY AIRCRAFT TYPE, BY COMMUNITY, AND BY CARRIER

12 MONTHS ENDED DECEMBER 31, 1985

Line No.	Area, state or country Community (Airport name)	Carrier and type of operation	Type of aircraft	Total departures performed: Scheduled service	Total departures performed: Nonscheduled service	Total departures performed: All services	Departures scheduled	Scheduled departures completed: Number	Scheduled departures completed: Percent of departures scheduled
	1	2	3	4	5	6	7	8	9
1	WICHITA MUNI	TW---DOMESTIC	(CONT.)						
2			B-727-200	890		890			
3			DC-9-80	56		56			
4			ALL TYPES	1420		1420	1431	1413	98.74
5		UA---DOMESTIC	B-727-100	959		959			
6			B-727-200	189		189			
7			B-737-100/200	431		431			
8			ALL TYPES	1579		1579	1620	1573	97.09
9									
10	COMMUNITY TOTAL	DOMESTIC	B-727-100	2265		2265			
11			B-727-200	2314		2314			
12			DC-9-10	2803		2803			
13			DC-9-30	487	1	488			
14			B-737-300	2		2			
15			B-737-100/200	3234		3234			
16			DC-9-80	330		330			
17			DC-9-50	3		3			
18			ALL TYPES	11438	1	11439	11656	11380	97.63
19									
20	KENTUCKY								
21									
22									
23	LEXINGTON/FRANKFORT (BLUE GRASS)								
24		AL---DOMESTIC	BAC-111-200	18		18			
25			DC-9-30	824		824			
26			B-737-100/200	136		136			
27			ALL TYPES	978		978	982	977	99.49
28									
29		DL---DOMESTIC	DC-9-30	644		644			
30			B-727-200	1803		1803			
31			B-737-100/200	1139	6	1145			
32			B-767-200		2	2			
33			ALL TYPES	3586	8	3594	3606	3579	99.25
34									
35		PI---DOMESTIC	B-737-100/200	1055	2	1057			
36			F-28-4000/600	1656		1656			
37			ALL TYPES	2711	2	2713	2773	2704	97.51
38									
39		UA---DOMESTIC	B-727-100	201		201			
40			B-737-100/200	432		432			
41			B-727-200	299		299			
42			ALL TYPES	932		932	953	906	95.06
43									
44	COMMUNITY TOTAL	DOMESTIC	BAC-111-200	18		18			
45			DC-9-30	1468		1468			
46			B-737-100/200	2762	8	2770			
47			B-727-200	2102		2102			
48			B-767-200		2	2			
49			F-28-4000/600	1656		1656			
50			B-727-100	201		201			
51			ALL TYPES	8207	10	8217	8314	8166	98.21
52									
53	LOUISVILLE (STANDIFORD FIELD)								
54		AL---DOMESTIC	BAC-111-200	584		584			
55			DC-9-30	3425	1	3426			
56			B-727-200	234		234			
57			B-737-300	448		448			
58			B-737-100/200	265		265			
59			ALL TYPES	4956	1	4957	5002	4953	99.02
60									
61		DL---DOMESTIC	DC-9-30	1411		1411			
62			B-727-200	2434	4	2438			
63			B-737-100/200	1240	2	1242			
64			DC-8-71	124		124			
65			B-767-200		2	2			
66			ALL TYPES	5209	8	5217	5214	5187	99.48
67									
68		EA---DOMESTIC	DC-9-30	761		761			
69			DC-9-50	2106		2106			
70			B-727-100	1		1			
71			B-727-200	2		2			
72			ALL TYPES	2870		2870	2945	2849	96.74
73									
74		CO---DOMESTIC	DC-9-10		2	2			
75			DC-9-30	1871	22	1893			
76			DC-9-40	118	1	119			
77			DC-9-80	1		1			
78			ALL TYPES	1990	25	2015	2002	1984	99.10
79									
80		PI---DOMESTIC	B-737-100/200	1970	3	1973			
81			B-727-200	1367		1367			
82			F-28-4000/600	305		305			
83			B-737-300	414		414			
84			ALL TYPES	4056	3	4059	4080	4044	99.11
85									
86		RC---DOMESTIC	DC-9-30	47		47			
87			DC-9-50	2		2			
88			DC-9-10	690		690			
89			ALL TYPES	739		739	737	732	99.32
90									
91		TW---DOMESTIC	B-727-100	306		306			
92			B-727-200	889		889			
93			DC-9-80	592		592			
94			ALL TYPES	1787		1787	1800	1780	98.88
95									
96		UA---DOMESTIC	B-727-100	295		295			
97			B-727-200	425		425			
98			B-737-100/200	533		533			
99			ALL TYPES	1253		1253	1268	1239	97.71
100									
101		ZC---DOMESTIC	BAC-111-200	732	185	917			
102			ALL TYPES	732	185	917	738	732	99.18
103									
104	COMMUNITY TOTAL	DOMESTIC	BAC-111-200	1316	185	1501			
105			DC-9-30	7515	23	7538			
106			B-727-200	5351	4	5355			
107			B-737-300	862		862			
108			B-737-100/200	4008	5	4013			
109			DC-8-71	124		124			
110			B-767-200		2	2			
111			DC-9-50	2108		2108			
112									

TABLE 7
AIRCRAFT DEPARTURES SCHEDULED AND AIRCRAFT DEPARTURES PERFORMED, BY TYPE OF OPERATION, BY AIRCRAFT TYPE, BY COMMUNITY, AND BY CARRIER

12 MONTHS ENDED DECEMBER 31, 1985

Line No.	Area, state or country Community (Airport name)	Carrier and type of operation	Type of aircraft	Total departures performed: Scheduled service	Total departures performed: Nonscheduled service	Total departures performed: All services	Departures scheduled	Scheduled departures completed: Number	Scheduled departures completed: Percent of departures scheduled
	1	2	3	4	5	6	7	8	9
1	COMMUNITY TOTAL	DOMESTIC	(CONT.)						
2			B-727-100	602		602			
3			DC-9-10	690	2	692			
4			DC-9-40	118	1	119			
5			DC-9-80	593		593			
6			F-28-4000/6000	303		305			
7			ALL TYPES	23592	222	23814	23786	23500	93.79
8	PADUCAH								
9	(BARKLEY FIELD)	RL---DOMESTIC	BH-99	324		324			
10			SWEAR-METRO I	1271		1271			
11			ALL TYPES	1595		1595	1722	1595	92.62
12									
13	LOUISIANA								
14									
15									
16	BATON ROUGE								
17	(RYAN)	AA---DOMESTIC	B-727-100	203		203			
18			B-727-200	514		514			
19			ALL TYPES	717		717	730	717	98.21
20									
21		CC---DOMESTIC	B-727-200	45		45			
22			B-727-100	6		6			
23			DC-9-10	500		500			
24			DC-9-30	709		709			
25			ALL TYPES	1260		1260	1260	1233	96.32
26									
27		DL---DOMESTIC	DC-9-30	912		912			
28			B-727-200	1262		1262			
29			B-737-100/200	1785	2	1787			
30			DC-8-71	2		2			
31			DC-8-61		1	1			
32			ALL TYPES	3961	3	3964	3969	3946	99.42
33									
34		CZ---DOMESTIC	DC-9-30	1	1	2			
35			ALL TYPES	1	1	2			
36									
37		RC---DOMESTIC	DC-9-30	69		69			
38			DC-9-10	1218		1218			
39			DC-9-50	1		1			
40			DC-9-80		1	1			
41			ALL TYPES	1288	1	1289	1306	1271	97.32
42									
43		LA---DOMESTIC	B-727-100	1		1			
44			ALL TYPES	1		1			
45									
46	COMMUNITY TOTAL	DOMESTIC	B-727-100	210		210			
47			B-727-200	1821		1821			
48			DC-9-10	1718		1718			
49			DC-9-30	1691	1	1692			
50			B-737-100/200	1785	2	1787			
51			DC-8-71	2		2			
52			DC-8-61		1	1			
53			DC-9-50	1		1			
54			DC-9-80		1	1			
55			ALL TYPES	7228	5	7233	7285	7167	98.38
56									
57	LAFAYETTE								
58	(LAFAYETTE)	CC---DOMESTIC	DC-9-30	871		871			
59			DC-9-10	354		354			
60			B-727-200	48		48			
61			B-727-100	7		7			
62			DC-9-80	1		1			
63			ALL TYPES	1281		1281	1288	1252	97.20
64									
65	MONROE								
66	(MONROE MUNI)	DL---DOMESTIC	DC-9-30	427		427			
67			B-727-200	969		969			
68			B-737-100/200	826		826			
69			ALL TYPES	2222		2222	2245	2221	98.93
70									
71		RC---DOMESTIC	DC-9-30	26	4	30			
72			DC-9-10	247		247			
73			ALL TYPES	273	4	277	279	260	93.18
74									
75	COMMUNITY TOTAL	DOMESTIC	DC-9-30	453	4	457			
76			B-727-200	969		969			
77			B-737-100/200	826		826			
78			DC-9-10	247		247			
79			ALL TYPES	2495	4	2499	2524	2481	98.29
80									
81	NEW ORLEANS								
82	(INTERNATIONAL/MOISANT FIELD)	AA---DOMESTIC	B-727-100	45		45			
83			B-727-200	1342		1342			
84			DC-10-10	161		161			
85			DC-9-80	542		542			
86			B-767-200	73		73			
87			ALL TYPES	2163		2163	2188	2163	98.85
88									
89		AL---DOMESTIC	DC-9-30	756	2	758			
90			B-737-100/200	1080		1080			
91			B-737-300	3		3			
92			ALL TYPES	1839	2	1841	1869	1839	98.39
93									
94		CC---DOMESTIC	DC-9-10	139		139			
95			B-727-200	1297		1297			
96			DC-10-10	2		2			
97			B-727-100	205		205			
98			DC-9-30	2100		2100			
99			DC-9-80	119		119			
100			B-737-300	124		124			
101			ALL TYPES	3986		3986	4104	3956	96.44
102									
103		DL---DOMESTIC	DC-9-30	1496	2	1500			
104			B-727-200	5556	3	5559			
105			L-1011/100/200	466		466			
106			DC-8-71	777		777			
107			L-1011-500 TR	2		2			
108			B-767-200	1264	3	1267			
109			B-737-100/200	861		861			
110			B-757-200	35	1	36			
111			ALL TYPES	10501	9	10510	10551	10480	99.32
112									

TABLE 7
AIRCRAFT DEPARTURES SCHEDULED AND AIRCRAFT DEPARTURES PERFORMED, BY TYPE OF OPERATION, BY AIRCRAFT TYPE, BY COMMUNITY, AND BY CARRIER

12 MONTHS ENDED DECEMBER 31, 1965

Line No.	Area, state or country Community (Airport name)	Carrier and type of operation	Type of aircraft	Total departures performed: Scheduled service	Total departures performed: Nonscheduled service	Total departures performed: All services	Departures scheduled	Scheduled departures completed: Number	Scheduled departures completed: Percent of departures scheduled
	1	2	3	4	5	6	7	8	9
1	INTERNATIONAL/MOISANT FIELD	(CONT.)							
2		EA---DOMESTIC	DC-9-30	787		787			
3			B-727-100	827		827			
4			B-727-200	4237	1	4240			
5			DC-9-50	110		110			
6			A-300-B4	3		3			
7			B-757-200	230	1	231			
8			L-1011/100/20	2	1	3			
9			ALL TYPES	6196	5	6201	6370	6180	97.01
10		EA---INTERNATIONAL	B-727-200	367		367			
11			B-727-100	4		4			
12			ALL TYPES	371		371	423	368	86.99
13									
14		EA---TOTAL	DC-9-30	787		787			
15			B-727-100	831		831			
16			B-727-200	4604	3	4607			
17			DC-9-50	110		110			
18			A-300-B4	3		3			
19			B-757-200	230	1	231			
20			L-1011/100/20	2	1	3			
21			ALL TYPES	6567	5	6572	6793	6548	96.39
22									
23		FT---DOMESTIC	*B-727-100	247		247			
24			ALL TYPES	247		247	253	244	96.44
25									
26		MC---DOMESTIC	DC-9-80	1424	1	1425			
27			DC-9-50	1018		1018			
28			ALL TYPES	2442	1	2443	2429	2402	98.88
29									
30		PL---DOMESTIC	DC-9-10	8		8			
31			DC-9-30	194		194			
32			ALL TYPES	202		202	207	202	97.58
33									
34		NA---DOMESTIC	B-727-100	101		101			
35			B-727-200	125		125			
36			ALL TYPES	226		226	234	226	96.58
37									
38		NY---DOMESTIC	DC-9-30	1255	1	1256			
39			DC-9-80	76		76			
40			B-737-300	140		140			
41			ALL TYPES	1471	1	1472	1496	1469	98.19
42									
43		CZ---DOMESTIC	DC-9-10	75		75			
44			DC-9-30	908	7	915			
45			DC-9-40	48	3	51			
46			ALL TYPES	1031	10	1041	1041	1028	98.75
47									
48		PA---DOMESTIC	B-727-200	369	1	370			
49			B-727-100	2		2			
50			A-300-B4	1		1			
51			ALL TYPES	372	1	373	529	366	69.18
52									
53		PE---DOMESTIC	B-737-100/200	106		106			
54			B-727-200	215		215			
55			ALL TYPES	321		321	334	321	96.10
56									
57		PI---DOMESTIC	B-737-100/200	1104	4	1108			
58			B-727-200		2	2			
59			ALL TYPES	1104	6	1110	1111	1104	99.36
60									
61		RC---DOMESTIC	DC-9-30	1206	1	1207			
62			DC-9-10	178		178			
63			DC-9-50	572	1	573			
64			ALL TYPES	1956	2	1958	1984	1939	97.73
65									
66		TN---DOMESTIC	B-727-100	231		231			
67			B-727-200	1252	1	1253			
68			ALL TYPES	1483	1	1484	1501	1473	98.13
69									
70		LA---DOMESTIC	B-727-100	374		374			
71			B-727-200	276	1	277			
72			DC-8-71	4	1	5			
73			DC-10-10		1	1			
74			ALL TYPES	654	3	657	664	653	98.34
75									
76		WA---DOMESTIC	B-727-200	90		90			
77			ALL TYPES	90		90	90	90	100.00
78									
79		WA---DOMESTIC	B-737-100/200	3854	2	3856			
80			B-727-200	1248	2	1250			
81			B-737-300	537	2	539			
82			ALL TYPES	5639	6	5645	5738	5639	98.27
83									
84		ZC---DOMESTIC	BAC-111-200	678	175	853			
85			ALL TYPES	678	175	853	682	678	99.41
86									
87	COMMUNITY TOTAL	DOMESTIC	B-727-100	1785		1785			
88			B-727-200	16007	13	16020			
89			DC-10-10	163	1	164			
90			DC-9-80	2161	1	2162			
91			B-767-200	1277	3	1280			
92			DC-9-30	8704	13	8717			
93			B-737-100/200	7005	6	7011			
94			B-737-300	804	2	806			
95			DC-9-10	400		400			
96			L-1011/100/20	570	1	571			
97			DC-8-71	781	1	782			
98			L-1011-500 TR	2		2			
99			B-757-200	265	2	267			
100			DC-9-50	1700	1	1701			
101			A-300-B4	4		4			
102			*B-727-100	247		247			
103			DC-9-40	48	3	51			
104			BAC-111-200	678	175	853			
105			ALL TYPES	42601	222	42823	43375	42454	97.87
106									
107		INTERNATIONAL	B-727-200	367		367			
108			B-727-100	4		4			
109			ALL TYPES	371		371	423	368	86.99
110									
111		TOTAL	B-727-100	1789		1789			
112									

TABLE 7
AIRCRAFT DEPARTURES SCHEDULED AND AIRCRAFT DEPARTURES PERFORMED, BY TYPE OF OPERATION, BY AIRCRAFT TYPE, BY COMMUNITY, AND BY CARRIER

12 MONTHS ENDED DECEMBER 31, 1985

Line No.	Area, state or country Community (Airport name)	Carrier and type of operation	Type of aircraft	Total departures performed: Scheduled service	Total departures performed: Nonscheduled service	Total departures performed: All services	Departures scheduled	Scheduled departures completed: Number	Scheduled departures completed: Percent of departures scheduled
	1	2	3	4	5	6	7	8	9
1	COMMUNITY TOTAL	TOTAL	(CONT.)						
2			B-727-200	16374	13	16387			
3			DC-10-10	163	1	164			
4			DC-9-80	2161	1	2162			
5			B-767-200	1277	3	1280			
6			DC-9-30	6704	13	6717			
7			B-737-100/200	7005	6	7011			
8			B-737-300	804	2	806			
9			DC-9-10	400		400			
10			L-1011/100/20	570	1	571			
11			DC-8-71	761	1	762			
12			L-1011-500 TR	2		2			
13			B-757-200	265	2	267			
14			DC-9-50	1700	1	1701			
15			A-300-84	4		4			
16			*B-727-100	247		247			
17			DC-9-40	48	3	51			
18			BAC-111-200	678	175	853			
19			ALL TYPES	42972	222	43194	43798	42822	97.77
20									
21	SHREVEPORT (GREATER SHREVEPORT MUNI)	AA---DOMESTIC	B-727-200	184		184			
22			B-727-100	899		899			
23			DC-10-10	5		5			
24			DC-9-80	6		6			
25			ALL TYPES	1094		1094	1128	1094	96.98
26									
27		DL---DOMESTIC	DC-9-30	1196	1	1197			
28			B-727-200	2465		2465			
29			B-737-100/200	2185	2	2187			
30			L-1011/100/20	1		1			
31			B-757-200	1	1	2			
32			DC-8-71	1		1			
33			ALL TYPES	5849	4	5853	5860	5827	97.43
34									
35		EA---DOMESTIC	DC-9-30	1		1			
36			ALL TYPES	1		1			
37									
38		RC---DOMESTIC	DC-9-30	346		346			
39			DC-9-50	4		4			
40			DC-9-10	612		612			
41			ALL TYPES	962		962	969	956	98.65
42									
43	COMMUNITY TOTAL	DOMESTIC	B-727-200	2649		2649			
44			B-727-100	899		899			
45			DC-10-10	5		5			
46			DC-9-80	6		6			
47			DC-9-30	1543	1	1544			
48			B-737-100/200	2185	2	2187			
49			L-1011/100/20	1		1			
50			B-757-200	1	1	2			
51			DC-8-71	1		1			
52			DC-9-50	4		4			
53			DC-9-10	612		612			
54			ALL TYPES	7906	4	7910	7957	7877	98.99
55									
56	MAINE								
57	----------								
58									
59	BANGOR (BANGOR INTERNATIONAL)	CC---DOMESTIC	DC-10-10	1		1			
60			ALL TYPES	1		1			
61									
62		CC---INTERNATIONAL	DC-10-10	8		8			
63			ALL TYPES	8		8			
64									
65		CC---TOTAL	DC-10-10	9		9			
66			ALL TYPES	9		9			
67									
68		DL---DOMESTIC	B-727-200	1470		1470			
69			ALL TYPES	1470		1470	1479	1469	99.32
70									
71		FT---DOMESTIC	*B-747	3		3			
72			*B-747F	8		8			
73			ALL TYPES	11		11			
74									
75		PA---INTERNATIONAL	B-747	2	11	13			
76			B-747-200		1	1			
77			ALL TYPES	2	12	14			
78									
79		TW---INTERNATIONAL	B-747	8		8			
80			B-727-200	1		1			
81			L-1011/100/20	4		4			
82			ALL TYPES	13		13			
83									
84		UA---DOMESTIC	B-727-100	37		37			
85			B-727-200	582		582			
86			B-737-100/200	11		11			
87			ALL TYPES	630		630	646	629	97.36
88									
89		WE---INTERNATIONAL	DC-10-30		10	10			
90			DC-10-10	1		1			
91			ALL TYPES	1	10	11			
92									
93	COMMUNITY TOTAL	DOMESTIC	DC-10-10	1		1			
94			B-727-200	2052		2052			
95			*B-747	3		3			
96			*B-747F	8		8			
97			B-727-100	37		37			
98			B-737-100/200	11		11			
99			ALL TYPES	2112		2112	2125	2098	98.72
100									
101		INTERNATIONAL	DC-10-10	9		9			
102			B-747	10	11	21			
103			B-747-200		1	1			
104			B-727-200	1		1			
105			L-1011/100/20	4		4			
106			DC-10-30		10	10			
107			ALL TYPES	24	22	46			
108									
109		TOTAL	DC-10-10	10		10			
110			B-727-200	2053		2053			
111									
112									

TABLE 7
AIRCRAFT DEPARTURES SCHEDULED AND AIRCRAFT DEPARTURES PERFORMED,
BY TYPE OF OPERATION, BY AIRCRAFT TYPE, BY COMMUNITY, AND BY CARRIER

12 MONTHS ENDED DECEMBER 31, 1985

Line No.	Area, state or country Community (Airport name)	Carrier and type of operation	Type of aircraft	Total departures performed: Scheduled service	Total departures performed: Nonscheduled service	Total departures performed: All services	Departures scheduled	Scheduled departures completed: Number	Scheduled departures completed: Percent of departures scheduled
	1	2	3	4	5	6	7	8	9
1	COMMUNITY TOTAL	TOTAL	(CONT.)						
2			*B-747	3		3			
3			*B-747F	8		8			
4			B-747	10	11	21			
5			B-747-200		1	1			
6			L-1011/100/20	4		4			
7			B-727-100	37		37			
8			B-737-100/200	11		11			
9			DC-10-30		10	10			
10			ALL TYPES	2136	22	2158	2125	2098	98.72
11									
12	PORTLAND (PORTLAND INTERNATIONAL JETPORT)	JL---DOMESTIC	B-727-200	2138		2138			
13			DC-9-30	1		1			
14			ALL TYPES	2139		2139	2155	2130	98.83
15									
16		PE---DOMESTIC	B-737-100/200	236		236			
17			B-727-200	1766		1766			
18			ALL TYPES	2002		2002	2044	2000	97.84
19									
20		LA---DOMESTIC	B-727-100	21		21			
21			B-727-200	619		619			
22			B-737-100/200	2		2			
23			ALL TYPES	642		642	659	642	97.42
24									
25	COMMUNITY TOTAL	DOMESTIC	B-727-200	4523		4523			
26			DC-9-30	1		1			
27			B-737-100/200	238		238			
28			B-727-100	21		21			
29			ALL TYPES	4783		4783	4858	4772	98.22
30									
31	MARYLAND								
32	----------								
33									
34	BALTIMORE (BALTO/WASH INTL)	AA---DOMESTIC	B-727-200	1009		1009			
35			B-727-100	747		747			
36			DC-9-80	2387		2387			
37			ALL TYPES	4143		4143	4216	4143	98.26
38									
39		AL---DOMESTIC	DC-9-30	5030	31	5061			
40			BAC-111-200	1195		1195			
41			B-737-100/200	983	1	984			
42			B-727-200	547		547			
43			B-737-300	85		85			
44			ALL TYPES	7840	32	7872	7896	7809	98.89
45									
46		DL---DOMESTIC	B-727-200	837	1	838			
47			DC-9-30	4	4	8			
48			DC-8-71	127		127			
49			B-737-100/200	1724	3	1727			
50			B-767-200	2	1	3			
51			B-757-200	3		3			
52			ALL TYPES	2697	9	2706	2690	2681	99.66
53									
54		EA---DOMESTIC	A-300-B4	400		400			
55			DC-9-50	465		465			
56			B-727-100	413		413			
57			DC-9-30	974	2	976			
58			B-727-200	2478	3	2481			
59			B-757-200	34		34			
60			L-1011/100/20	4		4			
61			A-300-B2	1		1			
62			ALL TYPES	4769	5	4774	4782	4696	98.20
63									
64		EA---INTERNATIONAL	B-727-200	213		213			
65			A-300-B4	3		3			
66			L-1011/100/20	1		1			
67			ALL TYPES	217		217	218	216	99.08
68									
69		EA---TOTAL	A-300-B4	403		403			
70			DC-9-50	465		465			
71			B-727-100	413		413			
72			DC-9-30	974	2	976			
73			B-727-200	2691	3	2694			
74			B-757-200	34		34			
75			L-1011/100/20	5		5			
76			A-300-B2	1		1			
77			ALL TYPES	4986	5	4991	5000	4912	98.24
78									
79		FT---DOMESTIC	*B-747F		1	1			
80			*B-727-100	124		124			
81			ALL TYPES	124	1	125	213	121	56.40
82									
83		JB---DOMESTIC	DC-8-62	2		2			
84			B-727-200	15		15			
85			ALL TYPES	17		17	17	17	100.00
86									
87		CZ---DOMESTIC	DC-9-30	1082	10	1092			
88			DC-9-10	180		180			
89			DC-9-40	69	4	73			
90			DC-9-80	2		2			
91			ALL TYPES	1333	14	1347	1342	1324	98.65
92									
93		PA---DOMESTIC	B-727-200	2		2			
94			ALL TYPES	2		2			
95									
96		PE---DOMESTIC	B-737-100/200	1139		1139			
97			B-727-200	723		723			
98			ALL TYPES	1862		1862	1884	1862	98.83
99									
100		PI---DOMESTIC	B-737-100/200	19969	29	19998			
101			B-727-200	1734	4	1743			
102			F-28-4000/600	2715		2719			
103			B-737-300	1605	2	1607			
104			ALL TYPES	26032	35	26067	26220	26005	99.18
105									
106		RC---DOMESTIC	DC-9-10	108		108			
107			DC-9-30	665	1	666			
108			DC-9-50	542		542			
109			B-727-200	44		44			
110			ALL TYPES	1359	1	1360	1393	1351	96.98
111									
112									

TABLE 7
AIRCRAFT DEPARTURES SCHEDULED AND AIRCRAFT DEPARTURES PERFORMED,
BY TYPE OF OPERATION, BY AIRCRAFT TYPE, BY COMMUNITY, AND BY CARRIER

12 MONTHS ENDED DECEMBER 31, 1985

Line No.	Area, state or country Community (Airport name)	Carrier and type of operation	Type of aircraft	Total departures performed: Scheduled service	Nonscheduled service	All services	Departures scheduled	Scheduled departures completed: Number	Percent of departures scheduled
	1	2	3	4	5	6	7	8	9
1	BALTO/WASH INTL	(CONT.)							
2		TB---DOMESTIC	B-727-200	652	1	653			
3			B-727-100	1138		1138			
4			DC-9-80	5		5			
5			B-767-200	1		1			
6			ALL TYPES	1796	1	1797	1814	1791	98.73
7		LA---DOMESTIC	B-727-100	364	5	369			
8			B-727-200	2207	14	2221			
9			DC-10-10	326	2	328			
10			DC-8-71	499	4	503			
11			B-767-200	5		5			
12			B-737-100/200	2	11	13			
13			ALL TYPES	3403	36	3439	3515	3387	96.35
14		LB---DOMESTIC	SWEAR-METRO I	425		425			
15			F-28-4000/600	411	7	418			
16			ALL TYPES	836	7	843	887	834	94.02
17		WR---DOMESTIC	*L-188A/C	73		73			
18			*CV-640	115		115			
19			*DC-6	259		259			
20			*DC-8-50F	2		2			
21			*DC-8-62	8		8			
22			ALL TYPES	457		457	260	260	100.00
23		WC---DOMESTIC	DC-10-30	819		819			
24			DC-10-10	467		467			
25			B-727-100	543		543			
26			ALL TYPES	1829		1829	1861	1788	96.07
27		WC---INTERNATIONAL	DC-10-30	482	6	488			
28			ALL TYPES	482	6	488	500	468	93.60
29		WC---TOTAL	DC-10-30	1301	6	1307			
30			DC-10-10	467		467			
31			B-727-100	543		543			
32			ALL TYPES	2311	6	2317	2361	2256	95.55
33	COMMUNITY TOTAL	DOMESTIC	B-727-200	10253	23	10276			
34			B-727-100	3205	5	3210			
35			DC-9-80	2354		2394			
36			DC-9-30	7755	48	7803			
37			BAC-111-200	1195		1195			
38			B-737-100/200	23817	44	23861			
39			B-737-300	1690	2	1692			
40			DC-8-71	626	4	630			
41			B-767-200	8	1	9			
42			B-757-200	37		37			
43			A-300-B4	400		400			
44			DC-9-50	1007		1007			
45			L-1011/100/20	4		4			
46			A-300-B2	1		1			
47			*B-747F		1	1			
48			*B-727-100	124		124			
49			DC-8-62	2		2			
50			DC-9-10	288		288			
51			DC-9-40	69	4	73			
52			F-28-4000/600	3130	7	3137			
53			DC-10-10	793	2	795			
54			SWEAR-METRO I	425		425			
55			*L-188A/C	73		73			
56			*CV-640	115		115			
57			*DC-6	259		259			
58			*DC-8-50F	2		2			
59			*DC-8-62	8		8			
60			DC-10-30	819		819			
61			ALL TYPES	58499	141	58640	58990	58069	98.43
62		INTERNATIONAL	B-727-200	213		213			
63			A-300-B4	3		3			
64			L-1011/100/20	1		1			
65			DC-10-30	482	6	488			
66			ALL TYPES	699	6	705	718	684	95.26
67		TOTAL	B-727-200	10466	23	10489			
68			B-727-100	3205	5	3210			
69			DC-9-80	2354		2394			
70			DC-9-30	7755	48	7803			
71			BAC-111-200	1195		1195			
72			B-737-100/200	23817	44	23861			
73			B-737-300	1690	2	1692			
74			DC-8-71	626	4	630			
75			B-767-200	8	1	9			
76			B-757-200	37		37			
77			A-300-B4	403		403			
78			DC-9-50	1007		1007			
79			L-1011/100/20	5		5			
80			A-300-B2	1		1			
81			*B-747F		1	1			
82			*B-727-100	124		124			
83			DC-8-62	2		2			
84			DC-9-10	288		288			
85			DC-9-40	69	4	73			
86			F-28-4000/600	3130	7	3137			
87			DC-10-10	793	2	795			
88			SWEAR-METRO I	425		425			
89			*L-188A/C	73		73			
90			*CV-640	115		115			
91			*DC-6	259		259			
92			*DC-8-50F	2		2			
93			*DC-8-62	8		8			
94			DC-10-30	1301		1307			
95			ALL TYPES	59163	147	59345	59706	58753	98.40
96	MASSACHUSETTS								
97	BOSTON (LOGAN INTERNATIONAL)	AA---DOMESTIC	B-727-100	21		21			
98			B-727-200	2135		2135			
99			DC-10-10	1262		1262			

TABLE 7
AIRCRAFT DEPARTURES SCHEDULED AND AIRCRAFT DEPARTURES PERFORMED, BY TYPE OF OPERATION, BY AIRCRAFT TYPE, BY COMMUNITY, AND BY CARRIER

12 MONTHS ENDED DECEMBER 31, 1985

Line No.	Area, state or country Community (Airport name)	Carrier and type of operation	Type of aircraft	Total departures performed: Scheduled service	Total departures performed: Nonscheduled service	Total departures performed: All services	Departures scheduled	Scheduled departures completed: Number	Scheduled departures completed: Percent of departures scheduled
	1	2	3	4	5	6	7	8	9
1	LOGAN INTERNATIONAL	AA---DOMESTIC	(CONT.)						
2			B-767-200	807		807			
3			DC-10-30	1		1			
4			ALL TYPES	4226		4226	4268	4226	99.01
5		AA---INTERNATIONAL	B-727-200	346		346			
6			ALL TYPES	346		346	347	346	99.71
7									
8		AA---TOTAL	B-727-100	21		21			
9			B-727-200	2481		2481			
10			DC-10-10	1262		1262			
11			B-767-200	807		807			
12			DC-10-30	1		1			
13			ALL TYPES	4572		4572	4615	4572	99.06
14									
15		AL---DOMESTIC	BAC-111-200	1565		1565			
16			DC-9-30	7728	120	7848			
17			B-737-100/200	2002	147	2149			
18			B-737-300	474	13	487			
19			B-727-200	184		184			
20			ALL TYPES	11953	280	12233	12166	11944	98.17
21									
22		BN---DOMESTIC	B-727-200	566	5	571			
23			ALL TYPES	566	5	571	566	565	99.82
24									
25		CC---DOMESTIC	DC-10-10	348		348			
26			B-727-200	387		387			
27			B-727-100	59		59			
28			DC-9-80	139		139			
29			B-737-300	78		78			
30			ALL TYPES	1011		1011	1028	1008	98.05
31									
32		DL---DOMESTIC	B-727-200	11014	1	11015			
33			L-1011/100/20	2315		2315			
34			DC-8-71	663		663			
35			B-767-200	931		931			
36			B-757-200	2000		2000			
37			DC-9-30	1	2	3			
38			ALL TYPES	16924	3	16927	17036	16886	99.11
39									
40		DL---INTERNATIONAL	L-1011/100/20	342		342			
41			DC-8-71	12		12			
42			L-1011-500 TR	4		4			
43			ALL TYPES	358		358	353	353	100.00
44									
45		DL---TOTAL	B-727-200	11014	1	11015			
46			L-1011/100/20	2657		2657			
47			DC-8-71	675		675			
48			B-767-200	931		931			
49			B-757-200	2000		2000			
50			DC-9-30	1	2	3			
51			L-1011-500 TR	4		4			
52			ALL TYPES	17282	3	17285	17389	17239	99.13
53									
54		EA---DOMESTIC	DC-9-30	2943	2	2945			
55			B-727-100	907		907			
56			B-727-200	7017	11	7028			
57			L-1011/100/20	21	7	28			
58			DC-9-50	1503		1503			
59			A-300-B4	3437	1	3438			
60			A-300-B2	2043		2043			
61			B-757-200	266		266			
62			ALL TYPES	18137	21	18158	18100	17691	97.74
63									
64		EA---INTERNATIONAL	A-300-B4	1		1			
65			ALL TYPES	1		1			
66									
67		EA---TOTAL	DC-9-30	2943	2	2945			
68			B-727-100	907		907			
69			B-727-200	7017	11	7028			
70			L-1011/100/20	21	7	28			
71			DC-9-50	1503		1503			
72			A-300-B4	3438	1	3439			
73			A-300-B2	2043		2043			
74			B-757-200	266		266			
75			ALL TYPES	18138	21	18159	18100	17691	97.74
76									
77		EZ---DOMESTIC	*B-727-100	44	7	51			
78			*DC-8-73	16		16			
79			ALL TYPES	60	7	67	64	60	93.75
80									
81		FT---DOMESTIC	*B-747	127		137			
82			*B-747F	159		159			
83			*B-727-100	68		68			
84			ALL TYPES	364		364	502	296	58.96
85									
86		FT---INTERNATIONAL	*B-747	21		21			
87			*B-747F	25		25			
88			ALL TYPES	46		46	53	45	84.90
89									
90		FT---TOTAL	*B-747	158		158			
91			*B-747F	184		184			
92			*B-727-100	68		68			
93			ALL TYPES	410		410	555	341	61.44
94									
95		JW---DOMESTIC	DC-8-62	3	3	6			
96			B-727-200	15		15			
97			ALL TYPES	18	3	21	18	18	100.00
98									
99		PL---DOMESTIC	DC-9-10	37		37			
100			DC-9-30	532	201	733			
101			ALL TYPES	569	201	770	575	569	98.95
102									
103		NW---DOMESTIC	B-727-200	3493	1	3494			
104			DC-10-40	1133		1133			
105			B-727-100	1		1			
106			B-747	6		6			
107			B-757-200	394		394			
108			*B-747F	1		1			
109			ALL TYPES	5028	1	5029	5129	5027	98.01
110									
111		NW---INTERNATIONAL	B-747	403	1	404			
112									

TABLE 7
AIRCRAFT DEPARTURES SCHEDULED AND AIRCRAFT DEPARTURES PERFORMED, BY TYPE OF OPERATION, BY AIRCRAFT TYPE, BY COMMUNITY, AND BY CARRIER

12 MONTHS ENDED DECEMBER 31, 1985

Line No.	Area, state or country Community (Airport name)	Carrier and type of operation	Type of aircraft	Total departures performed: Scheduled service	Total departures performed: Nonscheduled service	Total departures performed: All services	Departures scheduled	Scheduled departures completed: Number	Scheduled departures completed: Percent of departures scheduled
	1	2	3	4	5	6	7	8	9
1	LOGAN INTERNATIONAL	NW---INTERNATIONAL	(CONT.)						
2			ALL TYPES	403	1	404	402	401	99.75
3		NW---TOTAL	B-727-200	3493	1	3494			
4			DC-10-40	1133		1133			
5			B-727-100	1		1			
6			B-747	409	1	410			
7			B-757-200	394		394			
8			*B-747F	1		1			
9			ALL TYPES	5431	2	5433	5531	5428	98.13
10									
11		NW---DOMESTIC	DC-9-30	7393		7393			
12			DC-9-80	1739		1739			
13			B-737-300	416		416			
14			ALL TYPES	9548		9548	9916	9522	96.02
15									
16		PA---DOMESTIC	B-747	2	1	3			
17			B-727-200	919		919			
18			L-1011-500 TR	8		8			
19			A-300-B4	360		360			
20			B-747SP	3		3			
21			ALL TYPES	1292	1	1293	1379	1292	93.69
22									
23		PA---INTERNATIONAL	B-747-200	1		1			
24			B-747	2		2			
25			B-747SP	2		2			
26			ALL TYPES	5		5			
27									
28		PA---TOTAL	B-747	4	1	5			
29			B-727-200	919		919			
30			L-1011-500 TR	8		8			
31			A-300-B4	360		360			
32			B-747SP	5		5			
33			B-747-200	1		1			
34			ALL TYPES	1297	1	1298	1379	1292	93.69
35									
36		PE---DOMESTIC	B-737-100/200	2820		2820			
37			B-727-200	3971		3971			
38			ALL TYPES	6791		6791	7217	6780	93.94
39									
40		PI---DOMESTIC	B-737-100/200	3894	3	3897			
41			B-727-200	2779		2779			
42			B-737-300	151		151			
43			ALL TYPES	6824	3	6827	6880	6820	99.12
44									
45		PP---DOMESTIC	DHC-6	657	1	658			
46			BH-99	3		3			
47			F-28-4000/600		4	4			
48			F-27 SERIES		1	1			
49			ALL TYPES	660	6	666	751	660	87.88
50									
51		RC---DOMESTIC	DC-9-50	1792	2	1794			
52			DC-9-30	322	1	323			
53			DC-9-10	2		2			
54			B-727-200	1015		1015			
55			DC-9-80	62		62			
56			ALL TYPES	3193	3	3196	3235	3181	98.33
57									
58		TW---DOMESTIC	B-727-100	171	1	172			
59			B-727-200	1456	1	1457			
60			L-1011/100/20	1503	1	1504			
61			B-747	354		354			
62			B-767-200	98		98			
63			DC-9-80	177		177			
64			ALL TYPES	3759	3	3762	3806	3750	98.52
65									
66		TW---INTERNATIONAL	B-747	390		390			
67			L-1011/100/20	314		314			
68			B-767-200	24		24			
69			B-747SP	114		114			
70			ALL TYPES	842		842	828	821	99.15
71									
72		TW---TOTAL	B-727-100	171	1	172			
73			B-727-200	1456	1	1457			
74			L-1011/100/20	1817	1	1818			
75			B-747	744		744			
76			B-767-200	122		122			
77			DC-9-80	177		177			
78			B-747SP	114		114			
79			ALL TYPES	4601	3	4604	4634	4571	98.64
80									
81		UA---DOMESTIC	B-737-100/200	807	2	809			
82			B-727-100	2	3	5			
83			B-727-200	8	5	13			
84			DC-10-10	2303	2	2305			
85			B-747	49		49			
86			DC-8-71	303		303			
87			B-767-200	392	1	393			
88			DC-10-30	7		7			
89			ALL TYPES	3871	13	3884	3991	3865	96.84
90									
91		US---DOMESTIC	F-28-4000/600	2283	6	2294			
92			SWEAR-NEFRO I	1		1			
93			ALL TYPES	2289	6	2295	2379	2282	95.92
94									
95		VA---DOMESTIC	*L-188A/C	573		573			
96			*CV-640	235		235			
97			*DC-6	39		39			
98			*DC-8-62	4		4			
99			ALL TYPES	851		851	260	260	100.00
100									
101		WA---DOMESTIC	B-727-200	197		197			
102			B-737-300	35		35			
103			ALL TYPES	232		232	234	230	98.29
104									
105		YX---DOMESTIC	DC-9-10	574	1	575			
106			ALL TYPES	574	1	575	579	574	99.13
107									
108	COMMUNITY TOTAL	DOMESTIC	B-727-100	1161	4	1165			
109			B-727-200	35156	24	35180			
110			DC-10-10	3913	2	3915			
111			B-767-200	2228	1	2229			
112									

TABLE 7
AIRCRAFT DEPARTURES SCHEDULED AND AIRCRAFT DEPARTURES PERFORMED,
BY TYPE OF OPERATION, BY AIRCRAFT TYPE, BY COMMUNITY, AND BY CARRIER

12 MONTHS ENDED DECEMBER 31, 1985

Line No.	Area, state or country Community (Airport name)	Carrier and type of operation	Type of aircraft	Total departures performed: Scheduled service	Total departures performed: Nonscheduled service	Total departures performed: All services	Departures scheduled	Scheduled departures completed: Number	Scheduled departures completed: Percent of departures scheduled
	1	2	3	4	5	6	7	8	9
1	COMMUNITY TOTAL	DOMESTIC	(CONT.)						
2			DC-10-30	8		8			
3			BAC-111-200	1565		1565			
4			DC-9-30	18919	326	19245			
5			B-737-100/200	9523	152	9675			
6			B-737-300	1154	13	1167			
7			DC-9-80	2117		2117			
8			L-1011/100/20	3839	8	3847			
9			DC-8-71	966		966			
10			B-757-200	2660		2660			
11			DC-9-50	3295	2	3297			
12			A-300-B4	3797	1	3798			
13			A-300-B2	2043		2043			
14			*B-727-100	112	7	119			
15			*DC-8-73	16		16			
16			*B-747	137		137			
17			*B-747F	160		160			
18			DC-8-62	3	3	6			
19			DC-9-10	613	1	614			
20			DC-10-40	1133		1133			
21			B-747	411	1	412			
22			L-1011-500 TR	8		8			
23			B-747SP	3		3			
24			DHC-6	657	1	658			
25			BH-99	3		3			
26			F-28-4000/600	2288	10	2298			
27			F-27 SERIES		1	1			
28			SWEAR-METRO I	1		1			
29			*L-188A/C	573		573			
30			*CV-640	235		235			
31			*DC-6	39		39			
32			*DC-8-62	4		4			
33			ALL TYPES	98740	557	99297	100079	97506	97.42
34		INTERNATIONAL	B-727-200	346		346			
35			L-1011/100/20	656		656			
36			DC-8-71	12		12			
37			L-1011-500 TR	4		4			
38			A-300-B4	1		1			
39			*B-747	21		21			
40			*B-747F	25		25			
41			B-747	795	1	796			
42			B-747-200	1		1			
43			B-747SP	116		116			
44			B-767-200	24		24			
45			ALL TYPES	2001	1	2002	1983	1966	99.14
46									
47		TOTAL	B-727-100	1161	4	1165			
48			B-727-200	35502	24	35526			
49			DC-10-10	3913	2	3915			
50			B-767-200	2252	1	2253			
51			DC-10-30	8		8			
52			BAC-111-200	1565		1565			
53			DC-9-30	18919	326	19245			
54			B-737-100/200	9523	152	9675			
55			B-737-300	1154	13	1167			
56			DC-9-80	2117		2117			
57			L-1011/100/20	4495	8	4503			
58			DC-8-71	978		978			
59			B-757-200	2660		2660			
60			L-1011-500 TR	12		12			
61			DC-9-50	3295	2	3297			
62			A-300-B4	3798	1	3799			
63			A-300-B2	2043		2043			
64			*B-727-100	112	7	119			
65			*DC-8-73	16		16			
66			*B-747	158		158			
67			*B-747F	185		185			
68			DC-8-62	3	3	6			
69			DC-9-10	613	1	614			
70			DC-10-40	1133		1133			
71			B-747	1206	2	1208			
72			B-747SP	119		119			
73			B-747-200	1		1			
74			DHC-6	657	1	658			
75			BH-99	3		3			
76			F-28-4000/600	2288	10	2298			
77			F-27 SERIES		1	1			
78			SWEAR-METRO I	1		1			
79			*L-188A/C	573		573			
80			*CV-640	235		235			
81			*DC-6	39		39			
82			*DC-8-62	4		4			
83			ALL TYPES	100741	558	101299	102062	99472	97.46
84									
85	NANTUCKET								
86	(NANTUCKET MEMORIAL)	NY--DOMESTIC	DC-9-30	274		274			
87			ALL TYPES	274		274	289	266	92.04
88									
89	WORCESTER								
90	(WORCESTER MUNI)	PI--DOMESTIC	B-737-100/200	299		299			
91			F-28-4000/600	112		112			
92			ALL TYPES	411		411	428	410	95.79
93									
94	MICHIGAN								
95	----------								
96									
97	BENTON HARBOR/ST.JOSEPH								
98	(ROSS FIELD)	2b--DOMESTIC	SHORTS 360	384		384			
99			SD3-30	88		88			
100			ALL TYPES	472		472	475	470	98.94
101									
102	DETROIT&ANN ARBOR								
103	(DETROIT METROPOLITAN WAYNE CTY)	AA--DOMESTIC	B-727-100	612		612			
104			B-727-200	3203	1	3204			
105			DC-10-10	1803		1803			
106			DC-9-80	68		68			
107			B-767-200	2		2			
108			DC-10-30	230		230			
109			ALL TYPES	5918	1	5919	6137	5917	96.41
110									
111		AL--DOMESTIC	BAC-111-200	1596		1596			
112									

TABLE 7
AIRCRAFT DEPARTURES SCHEDULED AND AIRCRAFT DEPARTURES PERFORMED,
BY TYPE OF OPERATION, BY AIRCRAFT TYPE, BY COMMUNITY, AND BY CARRIER

12 MONTHS ENDED DECEMBER 31, 1985

Line No.	Area, state or country Community (Airport name)	Carrier and type of operation	Type of aircraft	Total departures performed: Scheduled service	Total departures performed: Nonscheduled service	Total departures performed: All services	Departures scheduled	Scheduled departures completed: Number	Scheduled departures completed: Percent of departures scheduled
	1	2	3	4	5	6	7	8	9
1	DETROIT METROPOLITAN WAYNE CTY	AL---DOMESTIC	(CONT.)						
2			DC-9-30	3735	90	3825			
3			B-737-100/200	274		274			
4			B-737-300	66		66			
5			B-727-200	63		63			
6			ALL TYPES	5734	90	5824	5815	5731	98.55
7		CL---DOMESTIC	B-727-200	1249		1249			
8			B-727-100	444		444			
9			DC-9-10	11		11			
10			DC-9-30	161		161			
11			DC-10-10	2		2			
12			B-757-300	1		1			
13			ALL TYPES	1868		1868	1904	1863	97.84
14									
15		DL---DOMESTIC	DC-9-30	1562	7	1569			
16			B-727-200	3522		3522			
17			L-1011/100/20	170	2	172			
18			DC-8-71	650		650			
19			B-767-200	655		655			
20			B-757-100/200	235	5	240			
21			B-757-200	14		14			
22			ALL TYPES	6808	14	6822	6827	6803	99.64
23									
24		EA---DOMESTIC	DC-9-30	2251	2	2253			
25			B-727-100	178		178			
26			B-727-200	860	2	862			
27			DC-9-50	475		475			
28			A-300-84	2		2			
29			B-757-200	13		13			
30			ALL TYPES	3779	4	3783	3637	3773	96.33
31									
32		FT---DOMESTIC	*B-727-100	473		473			
33			ALL TYPES	473		473	509	469	92.14
34									
35		FW---DOMESTIC	B-727-100	12		12			
36			ALL TYPES	12		12	12	12	100.00
37									
38		IN---DOMESTIC	DC-9-10	259		259			
39			ALL TYPES	259		259	261	259	99.23
40									
41		PE---DOMESTIC	DC-9-10	457	1	458			
42			DC-9-30	1935	59	2034			
43			DC-9-80	92	7	99			
44			B-737-100/200	403		403			
45			ALL TYPES	2927	67	2994	2994	2925	97.69
46									
47		NW---DOMESTIC	B-727-100	1075		1075			
48			B-727-200	9766	10	9776			
49			DC-10-40	1428		1428			
50			B-747	75		75			
51			B-757-200	811		811			
52			ALL TYPES	13155	10	13165	13388	13141	98.15
53									
54		AY---DOMESTIC	DC-9-30	1125		1125			
55			DC-9-80	858	1	859			
56			ALL TYPES	1983	1	1984	2012	1982	98.50
57									
58		CZ---DOMESTIC	DC-9-10	138	3	141			
59			DC-9-30	797	21	818			
60			DC-9-40	49	2	51			
61			DC-9-80		1	1			
62			ALL TYPES	976	33	1011	987	978	99.08
63									
64		PA---DOMESTIC	L-1011-500 TR	94		94			
65			B-727-200	716	2	720			
66			B-747	118		118			
67			B-747-200	11		11			
68			B-747SP	2		2			
69			A-300-84	15		15			
70			ALL TYPES	958	2	960	1027	937	91.23
71									
72		PA---INTERNATIONAL	B-747	118		118			
73			B-747-200	11		11			
74			B-747SP	1		1			
75			ALL TYPES	130		130	133	130	97.74
76									
77		PA---TOTAL	L-1011-500 TR	94		94			
78			B-727-200	718	2	720			
79			B-747	236		236			
80			B-747-200	22		22			
81			B-747SP	3		3			
82			A-300-84	15		15			
83			ALL TYPES	1088	2	1090	1160	1067	91.96
84									
85		PE---DOMESTIC	B-737-100/200	2093		2093			
86			B-727-200	141		141			
87			ALL TYPES	2234		2234	2295	2234	97.34
88									
89		PI---DOMESTIC	B-737-100/200	1611	6	1617			
90			B-727-200		4	4			
91			F-28-4000/6000	183	2	185			
92			B-737-300	148		148			
93			ALL TYPES	1942	12	1954	1958	1941	99.23
94									
95		RC---DOMESTIC	CV-580	7796		7796			
96			DC-9-50	15054	29	15083			
97			DC-9-30	22799	21	22820			
98			DC-9-10	7441	6	7447			
99			B-727-200	6264		6264			
100			DC-9-80	1301	4	1305			
101			B-757-200	43		43			
102			ALL TYPES	60658	60	60758	61804	60339	97.62
103									
104		RL---DOMESTIC	SHEAR-METRO I	271		271			
105			ALL TYPES	271		271	310	271	87.41
106									
107		SI---DOMESTIC	DC-9-80	854		854			
108			ALL TYPES	854		854	860	854	99.30
109									
110		TA---DOMESTIC	L-1011/100/20	2		2			
111			ALL TYPES	2		2	2	2	100.00
112									

TABLE 7
AIRCRAFT DEPARTURES SCHEDULED AND AIRCRAFT DEPARTURES PERFORMED, BY TYPE OF OPERATION, BY AIRCRAFT TYPE, BY COMMUNITY, AND BY CARRIER

12 MONTHS ENDED DECEMBER 31, 1985

Line No.	Area, state or country Community (Airport name)	Carrier and type of operation	Type of aircraft	Total departures performed: Scheduled service	Total departures performed: Nonscheduled service	Total departures performed: All services	Departures scheduled	Scheduled departures completed: Number	Scheduled departures completed: Percent of departures scheduled
	1	2	3	4	5	6	7	8	9
1	DETROIT METROPOLITAN WAYNE CTY	(CONT.)							
2		TB---DOMESTIC	B-727-100	471	1	472			
3			B-727-200	1394	1	1395			
4			B-767-200	134		134			
5			L-1011/100/20	177		177			
6			B-747	1		1			
7			DC-9-80	4		4			
8			ALL TYPES	2181	2	2183	2200	2178	99.00
9		TB---INTERNATIONAL	B-767-200	3		3			
10			ALL TYPES	3		3			
11									
12		TB---TOTAL	B-727-100	471	1	472			
13			B-727-200	1394	1	1395			
14			B-767-200	137		137			
15			L-1011/100/20	177		177			
16			B-747	1		1			
17			DC-9-80	4		4			
18			ALL TYPES	2184	2	2186	2200	2178	99.00
19									
20		LA---DOMESTIC	B-737-100/200	7	2	9			
21			B-727-100	17	4	21			
22			B-727-200	635	6	641			
23			DC-10-10	1064	3	1067			
24			B-747	6	1	7			
25			DC-8-71	849	1	850			
26			B-767-200	268		268			
27			DC-10-30	113		113			
28			ALL TYPES	2959	17	2976	3027	2923	96.56
29									
30		LR---DOMESTIC	F-28-4000/600	440	4	444			
31			SWEAR-METRO I	2		2			
32			ALL TYPES	442	4	446	454	442	97.35
33									
34		ZB---DOMESTIC	DASH-7	147		147			
35			ALL TYPES	147		147	161	147	91.30
36									
37		ZP---DOMESTIC	B-737-100/200	323		323			
38			DC-9-10	20		20			
39			DC-9-30	118		118			
40			DC-9-80	3		3			
41			ALL TYPES	464		464	498	464	93.17
42									
43	AIRPORT TOTAL	DOMESTIC	B-727-100	2809	5	2814			
44			B-727-200	27815	26	27841			
45			DC-10-10	2869	3	2872			
46			DC-9-80	3180	13	3193			
47			B-767-200	1055		1059			
48			DC-10-30	343		343			
49			BAC-111-200	1556		1556			
50			DC-9-30	34523	200	34723			
51			B-737-100/200	4946	13	4959			
52			B-737-300	215		215			
53			DC-9-10	8326	10	8336			
54			L-1011/100/20	349	2	351			
55			DC-8-71	1499	1	1500			
56			B-757-200	881		881			
57			DC-9-50	15529	29	15558			
58			A-300-B4	17		17			
59			*B-727-100	473		473			
60			DC-10-40	1428		1428			
61			B-747	200	1	201			
62			DC-9-40	43	8	51			
63			L-1011-500 TR	94		94			
64			B-747-200	11		11			
65			B-747SP	2		2			
66			F-28-4000/600	623	6	629			
67			CV-580	7756		7756			
68			SWEAR-METRO I	273		273			
69			DASH-7	147		147			
70			ALL TYPES	117046	317	117363	119277	116585	97.74
71									
72		INTERNATIONAL	B-747	118		118			
73			B-747-200	11		11			
74			B-747SP	1		1			
75			B-767-200	3		3			
76			ALL TYPES	133		133	133	130	97.74
77									
78		TOTAL	B-727-100	2809	5	2814			
79			B-727-200	27815	26	27841			
80			DC-10-10	2869	3	2872			
81			DC-9-80	3180	13	3193			
82			B-767-200	1062		1062			
83			DC-10-30	343		343			
84			BAC-111-200	1556		1556			
85			DC-9-30	34523	200	34723			
86			B-737-100/200	4946	13	4959			
87			B-737-300	215		215			
88			DC-9-10	8326	10	8336			
89			L-1011/100/20	349	2	351			
90			DC-8-71	1499	1	1500			
91			B-757-200	881		881			
92			DC-9-50	15529	29	15558			
93			A-300-B4	17		17			
94			*B-727-100	473		473			
95			DC-10-40	1428		1428			
96			B-747	316	1	319			
97			DC-9-40	43	8	51			
98			L-1011-500 TR	94		94			
99			B-747-200	22		22			
100			B-747SP	3		3			
101			F-28-4000/600	623	6	629			
102			CV-580	7756		7756			
103			SWEAR-METRO I	273		273			
104			DASH-7	147		147			
105			ALL TYPES	117179	317	117496	119410	116715	97.74
106									
107	(WILLOW RUN)	RC---DOMESTIC	B-727-200	1		1			
108			ALL TYPES	1		1			
109									
110		VR---DOMESTIC	*DC-8-50F	101	2	103			
111			*L-188A/C	3483	29	3512			
112									

TABLE 7
AIRCRAFT DEPARTURES SCHEDULED AND AIRCRAFT DEPARTURES PERFORMED,
BY TYPE OF OPERATION, BY AIRCRAFT TYPE, BY COMMUNITY, AND BY CARRIER

12 MONTHS ENDED DECEMBER 31, 1985

Line No.	Area, state or country Community (Airport name)	Carrier and type of operation	Type of aircraft	Total departures performed: Scheduled service	Total departures performed: Nonscheduled service	Total departures performed: All services	Departures scheduled	Scheduled departures completed: Number	Scheduled departures completed: Percent of departures scheduled
	1	2	3	4	5	6	7	8	9
1	WILLOW RUN	VK---DOMESTIC	(CONT.)						
2			*CV-640	1989	46	2037			
3			*DC-6	1232	14	1246			
4			*DC-8-30	157	3	160			
5			*DC-8-62	857	2	859			
6			*DC-8-63F	97		97			
7			ALL TYPES	7916	98	8014	4635	4635	100.00
8	AIRPORT TOTAL	DOMESTIC	B-727-200	1		1			
9			*DC-8-50F	101	2	103			
10			*L-188A/C	3483	29	3512			
11			*CV-640	1989	48	2037			
12			*DC-6	1232	14	1246			
13			*DC-8-30	157	3	160			
14			*DC-8-62	857	2	859			
15			*DC-8-63F	97		97			
16			ALL TYPES	7917	98	8015	4635	4635	100.00
17									
18	COMMUNITY TOTAL BY CARRIER	AA---DOMESTIC	B-767-200	2		2			
19			DC-9-80	68		68			
20			B-727-100	612		612			
21			B-727-200	3203	1	3204			
22			DC-10-10	1803		1803			
23			DC-10-30	230		230			
24			ALL TYPES	5918	1	5919	6137	5917	96.41
25									
26		AL---DOMESTIC	BAC-111-200	1596		1596			
27			B-737-300	66		66			
28			B-737-100/200	274		274			
29			DC-9-30	3735	90	3825			
30			B-727-200	63		63			
31			ALL TYPES	5734	90	5824	5815	5731	98.55
32									
33		CC---DOMESTIC	B-737-300	1		1			
34			DC-9-10	11		11			
35			DC-9-30	161		161			
36			B-727-100	444		444			
37			B-727-200	1249		1249			
38			DC-10-10	2		2			
39			ALL TYPES	1868		1868	1904	1863	97.84
40									
41		DL---DOMESTIC	B-737-100/200	235	5	240			
42			B-757-200	14		14			
43			B-767-200	655		655			
44			DC-9-30	1562	7	1569			
45			B-727-200	3522		3522			
46			L-1011/100/20	170	2	172			
47			DC-8-71	650		650			
48			ALL TYPES	6808	14	6822	6827	6803	99.64
49									
50		EA---DOMESTIC	B-757-200	13		13			
51			DC-9-30	2251	2	2253			
52			DC-9-50	475		475			
53			A-300-B4	2		2			
54			B-727-100	178		178			
55			B-727-200	860	2	862			
56			ALL TYPES	3779	4	3783	3837	3773	98.33
57									
58		FT---DOMESTIC	*B-727-100	473		473			
59			ALL TYPES	473		473	509	469	92.14
60									
61		FB---DOMESTIC	B-727-100	12		12			
62			ALL TYPES	12		12	12	12	100.00
63									
64		IB---DOMESTIC	DC-9-10	259		259			
65			ALL TYPES	259		259	261	259	99.23
66									
67		PL---DOMESTIC	B-737-100/200	403		403			
68			DC-9-10	457	1	458			
69			DC-9-30	1975	59	2034			
70			DC-9-80	92	7	99			
71			ALL TYPES	2927	67	2994	2994	2925	97.69
72									
73		NW---DOMESTIC	B-757-200	811		811			
74			B-727-100	1075		1075			
75			B-727-200	9766	10	9776			
76			DC-10-40	1428		1428			
77			B-747	75		75			
78			ALL TYPES	13155	10	13165	13388	13141	98.15
79									
80		NY---DOMESTIC	DC-9-30	1125		1125			
81			DC-9-80	858	1	859			
82			ALL TYPES	1983	1	1984	2012	1982	98.50
83									
84		OZ---DOMESTIC	DC-9-10	138	3	141			
85			DC-9-30	797	21	818			
86			DC-9-40	43	8	51			
87			DC-9-80		1	1			
88			ALL TYPES	978	33	1011	987	978	99.08
89									
90		PA---DOMESTIC	A-300-B4	15		15			
91			B-727-200	718	2	720			
92			L-1011-500 TR	94		94			
93			B-747	118		118			
94			B-747-200	11		11			
95			B-747SP	2		2			
96			ALL TYPES	958	2	960	1027	937	91.23
97									
98		PA---INTERNATIONAL	B-747	119		119			
99			B-747-200	11		11			
100			B-747SP	1		1			
101			ALL TYPES	130		130	133	130	97.74
102									
103		PA---TOTAL	A-300-B4	15		15			
104			B-727-200	718	2	720			
105			L-1011-500 TR	94		94			
106			B-747	236		236			
107			B-747-200	22		22			
108			B-747SP	3		3			
109			ALL TYPES	1088	2	1090	1160	1067	91.98
110									
111		PE---DOMESTIC	B-737-100/200	2093		2093			
112									

TABLE 7
AIRCRAFT DEPARTURES SCHEDULED AND AIRCRAFT DEPARTURES PERFORMED, BY TYPE OF OPERATION, BY AIRCRAFT TYPE, BY COMMUNITY, AND BY CARRIER

12 MONTHS ENDED DECEMBER 31, 1985

Line No.	Area, state or country Community (Airport name)	Carrier and type of operation	Type of aircraft	Total departures performed: Scheduled service	Total departures performed: Nonscheduled service	Total departures performed: All services	Departures scheduled	Scheduled departures completed: Number	Scheduled departures completed: Percent of departures scheduled
	1	2	3	4	5	6	7	8	9
1	COMMUNITY TOTAL BY CARRIER	PE---DOMESTIC	(CONT.)						
2			B-727-200	141		141			
3			ALL TYPES	2234		2234	2295	2234	97.34
4		PI---DOMESTIC	F-28-4000/600	183	2	185			
5			B-737-300	148		148			
6			B-737-100/200	1611	6	1617			
7			B-727-200		4	4			
8			ALL TYPES	1942	12	1954	1956	1941	99.23
9									
10		RC---DOMESTIC	CV-580	7796		7796			
11			B-757-200	43		43			
12			DC-9-10	7441	6	7447			
13			DC-9-30	22759	21	22820			
14			DC-9-50	15054	29	15083			
15			DC-9-80	1301	4	1305			
16			B-727-200	6265		6265			
17			ALL TYPES	60699	60	60759	61804	60339	97.62
18									
19		RL---DOMESTIC	SWEAR-METRO I	271		271			
20			ALL TYPES	271		271	310	271	87.41
21									
22		SI---DOMESTIC	DC-9-80	854		854			
23			ALL TYPES	854		854	860	854	99.30
24									
25		TA---DOMESTIC	L-1011/100/20	2		2			
26			ALL TYPES	2		2	2	2	100.00
27									
28		TB---DOMESTIC	B-767-200	134		134			
29			DC-9-80	4		4			
30			B-727-100	471	1	472			
31			B-727-200	1394	1	1395			
32			L-1011/100/20	177		177			
33			B-747	1		1			
34			ALL TYPES	2181	2	2183	2200	2178	99.00
35									
36		TB---INTERNATIONAL	B-767-200	3		3			
37			ALL TYPES	3		3			
38									
39		TB---TOTAL	B-767-200	137		137			
40			DC-9-80	4		4			
41			B-727-100	471	1	472			
42			B-727-200	1394	1	1395			
43			L-1011/100/20	177		177			
44			B-747	1		1			
45			ALL TYPES	2184	2	2186	2200	2178	99.00
46									
47		UA---DOMESTIC	B-737-100/200	7	2	9			
48			B-767-200	268		268			
49			B-727-100	17	4	21			
50			B-727-200	635	6	641			
51			DC-10-10	1064	3	1067			
52			DC-10-30	113		113			
53			B-747	6	1	7			
54			DC-8-71	849	1	850			
55			ALL TYPES	2959	17	2976	3027	2923	96.56
56									
57		UR---DOMESTIC	SWEAR-METRO I	2		2			
58			F-28-4000/600	440	4	444			
59			ALL TYPES	442	4	446	454	442	97.35
60									
61		VK---DOMESTIC	*DC-6	1232	14	1246			
62			*CV-640	1989	48	2037			
63			*L-188A/C	3483	29	3512			
64			*DC-8-30	157	3	160			
65			*DC-8-50F	101	2	103			
66			*DC-8-63F	57		57			
67			*DC-8-62	857	2	859			
68			ALL TYPES	7916	98	8014	4635	4635	100.00
69									
70		ZB---DOMESTIC	DASH-7	147		147			
71			ALL TYPES	147		147	161	147	91.30
72									
73		ZM---DOMESTIC	B-737-100/200	323		323			
74			DC-9-10	20		20			
75			DC-9-30	118		118			
76			DC-9-80	3		3			
77			ALL TYPES	464		464	498	464	93.17
78									
79	COMMUNITY TOTAL	DOMESTIC	B-727-100	2809	5	2814			
80			B-727-200	27816	26	27842			
81			DC-10-10	2869	3	2872			
82			DC-9-80	3180	13	3193			
83			B-767-200	1059		1059			
84			DC-10-30	343		343			
85			BAC-111-200	1596		1596			
86			DC-9-30	34523	200	34723			
87			B-737-100/200	4946	13	4959			
88			B-737-300	215		215			
89			DC-9-10	8326	10	8336			
90			L-1011/100/20	349	2	351			
91			DC-8-71	1499	1	1500			
92			B-757-200	881		881			
93			DC-9-50	15529	29	15558			
94			A-300-B4	17		17			
95			*B-727-100	473		473			
96			DC-10-40	1428		1428			
97			B-747	200	1	201			
98			DC-9-40	43	8	51			
99			L-1011-500 TR	94		94			
100			B-747-200	11		11			
101			B-747SP	2		2			
102			F-28-4000/600	623	6	629			
103			CV-580	7796		7796			
104			SWEAR-METRO I	273		273			
105			DASH-7	147		147			
106			*DC-8-50F	101	2	103			
107			*L-188A/C	3483	29	3512			
108			*CV-640	1989	48	2037			
109			*DC-6	1232	14	1246			
110			*DC-8-30	157	3	160			
111			*DC-8-62	857	2	859			
112									

TABLE 7
AIRCRAFT DEPARTURES SCHEDULED AND AIRCRAFT DEPARTURES PERFORMED,
BY TYPE OF OPERATION, BY AIRCRAFT TYPE, BY COMMUNITY, AND BY CARRIER

12 MONTHS ENDED DECEMBER 31, 1985

Line No.	Area, state or country Community (Airport name)	Carrier and type of operation	Type of aircraft	Total departures performed: Scheduled service	Total departures performed: Nonscheduled service	Total departures performed: All services	Departures scheduled	Scheduled departures completed: Number	Scheduled departures completed: Percent of departures scheduled
	1	2	3	4	5	6	7	8	9
1	COMMUNITY TOTAL	DOMESTIC	(CONT.)						
2			*DC-8-63F	57		57			
3			ALL TYPES	124963	415	125378	123912	121220	97.82
4		INTERNATIONAL	B-747	118		118			
5			B-747-200	11		11			
6			B-747SP	1		1			
7			B-767-200	3		3			
8			ALL TYPES	133		133	133	130	97.74
9									
10		TOTAL	B-727-100	2809	5	2814			
11			B-727-200	27616	26	27842			
12			DC-10-10	2869	3	2872			
13			DC-9-80	3180	13	3193			
14			B-767-200	1062		1062			
15			DC-10-30	343		343			
16			BAC-111-200	1556		1556			
17			DC-9-30	34523	200	34723			
18			B-737-100/200	4946	13	4959			
19			B-737-300	215		215			
20			DC-9-10	8326	10	8336			
21			L-1011/100/20	349	2	351			
22			DC-8-71	1499	1	1500			
23			B-757-200	881		881			
24			DC-9-50	15529	29	15558			
25			A-300-B4	17		17			
26			*B-727-100	473		473			
27			DC-10-40	1428		1428			
28			B-747	318	1	319			
29			DC-9-40	43	8	51			
30			L-1011-500 TR	54		54			
31			B-747-200	22		22			
32			B-747SP	3		3			
33			F-28-4000/600	623	6	629			
34			CV-580	7796		7796			
35			SWEARINGEN METRO I	273		273			
36			DASH-7	147		147			
37			*DC-8-50F	101	2	103			
38			*L-188A/C	3483	29	3512			
39			*CV-640	1989	48	2037			
40			*DC-6	1232	14	1246			
41			*DC-6-30	157	3	160			
42			*DC-6-62	857	2	859			
43			*DC-8-63F	97		97			
44			ALL TYPES	125096	415	125511	124045	121350	97.82
45									
46	FLINT								
47	(BISHOP)	AY---DOMESTIC	DC-9-30	2		2			
48			ALL TYPES	2		2			
49									
50		PI---DOMESTIC	B-737-100/200	1028		1028			
51			B-737-300	2		2			
52			B-727-200	2		2			
53			ALL TYPES	1032		1032	1039	1031	99.23
54									
55		2B---DOMESTIC	DASH-7	98		98			
56			BAE-146-1	321	1	322			
57			BAC-111-200	184		184			
58			F-27 SERIES	193		193			
59			ALL TYPES	796	1	797	821	794	96.71
60									
61	COMMUNITY TOTAL	DOMESTIC	DC-9-30	2		2			
62			B-737-100/200	1028		1028			
63			B-737-300	2		2			
64			B-727-200	2		2			
65			DASH-7	98		98			
66			BAE-146-1	321	1	322			
67			BAC-111-200	184		184			
68			F-27 SERIES	193		193			
69			ALL TYPES	1830	1	1831	1860	1825	98.11
70									
71	GRAND RAPIDS								
72	(KENT COUNTY)	AA---DOMESTIC	B-727-200	718		718			
73			B-727-100	825	1	826			
74			DC-9-80	1		1			
75			ALL TYPES	1544	1	1545	1621	1544	95.24
76									
77		AL---DOMESTIC	DC-9-30	976	11	987			
78			BAC-111-200	319		319			
79			ALL TYPES	1295	11	1306	1313	1295	98.62
80									
81		FB---DOMESTIC	B-727-100	2		2			
82			ALL TYPES	2		2	2	2	100.00
83									
84		NW---DOMESTIC	B-727-200	1073		1073			
85			B-727-100	321		321			
86			ALL TYPES	1394		1394	1427	1393	97.61
87									
88		PI---DOMESTIC	B-737-100/200	287		287			
89			B-727-200	721		721			
90			B-737-300	374		374			
91			ALL TYPES	1382		1382	1407	1378	97.93
92									
93		RC---DOMESTIC	DC-9-30	1668		1668			
94			DC-9-50	862		862			
95			DC-9-10	440		440			
96			CV-580	232		232			
97			B-727-200	2		2			
98			DC-9-80	15		15			
99			ALL TYPES	3219		3219	3290	3183	96.74
100									
101		LA---DOMESTIC	B-737-100/200	388		388			
102			B-727-100	403		403			
103			B-727-200	2355		2355			
104			DC-10-10		1	1			
105			ALL TYPES	3146	1	3147	3265	3157	96.07
106									
107	COMMUNITY TOTAL	DOMESTIC	B-727-200	4869		4869			
108			B-727-100	1551	1	1552			
109			DC-9-80	16		16			
110			DC-9-30	2644	11	2655			
111			BAC-111-200	315		315			
112									

TABLE 7
AIRCRAFT DEPARTURES SCHEDULED AND AIRCRAFT DEPARTURES PERFORMED, BY TYPE OF OPERATION, BY AIRCRAFT TYPE, BY COMMUNITY, AND BY CARRIER

12 MONTHS ENDED DECEMBER 31, 1985

Line No.	Area, state or country Community (Airport name)	Carrier and type of operation	Type of aircraft	Total departures performed: Scheduled service	Total departures performed: Nonscheduled service	Total departures performed: All services	Departures scheduled	Scheduled departures completed: Number	Scheduled departures completed: Percent of departures scheduled
	1	2	3	4	5	6	7	8	9
1	COMMUNITY TOTAL	DOMESTIC	(CONT.)						
2			B-737-100/200	675		675			
3			B-737-300	374		374			
4			DC-9-50	862		862			
5			DC-9-10	440		440			
6			CV-580	232		232			
7			DC-10-10		1	1			
8			ALL TYPES	11982	13	11995	12325	11932	96.81
9	HANCOCK/HOUGHTON								
10	(HOUGHTON COUNTY MEMORIAL)	RL---DOMESTIC	CV-580	638		638			
11			ALL TYPES	638		638	684	626	91.52
12									
13	KALAMAZOO-BATTLE CREEK								
14	(KALAMAZOO MUNI)	PI---DOMESTIC	B-737-100/200	1035		1035			
15			B-727-200	6		6			
16			B-737-300	2		2			
17			ALL TYPES	1043		1043	1056	1029	97.44
18									
19		RC---DOMESTIC	CV-580	526		526			
20			DC-9-50	204		204			
21			DC-9-30	834		834			
22			DC-9-10	670		670			
23			ALL TYPES	2234		2234	2344	2221	94.75
24									
25		ZK---DOMESTIC	DASH-7	351		351			
26			BAE-146-1	816	1	817			
27			BAC-111-200	228		228			
28			F-27 SERIES	465		465			
29			SHORTS 360	2		2			
30			ALL TYPES	1862	1	1863	1945	1860	95.62
31									
32	AIRPORT TOTAL	DOMESTIC	B-737-100/200	1035		1035			
33			B-727-200	6		6			
34			B-737-300	2		2			
35			CV-580	526		526			
36			DC-9-50	204		204			
37			DC-9-30	834		834			
38			DC-9-10	670		670			
39			DASH-7	351		351			
40			BAE-146-1	816	1	817			
41			BAC-111-200	228		228			
42			F-27 SERIES	465		465			
43			SHORTS 360	2		2			
44			ALL TYPES	5139	1	5140	5345	5110	95.60
45									
46	(W K KELLOGG REGIONAL AIRFIELD)	ZK---DOMESTIC	DASH-7	1184		1184			
47			BAC-111-200	2		2			
48			BAE-146-1		2	2			
49			SHORTS 360	19		19			
50			ALL TYPES	1205	2	1207	1237	1203	97.25
51									
52	COMMUNITY TOTAL BY CARRIER	PI---DOMESTIC	B-737-300	2		2			
53			B-737-100/200	1035		1035			
54			B-727-200	6		6			
55			ALL TYPES	1043		1043	1056	1029	97.44
56									
57		RC---DOMESTIC	CV-580	526		526			
58			DC-9-10	670		670			
59			DC-9-30	834		834			
60			DC-9-50	204		204			
61			ALL TYPES	2234		2234	2344	2221	94.75
62									
63		ZK---DOMESTIC	F-27 SERIES	465		465			
64			SHORTS 360	21		21			
65			DASH-7	1535		1535			
66			BAC-111-200	230		230			
67			BAE-146-1	816	3	819			
68			ALL TYPES	3067	3	3070	3182	3063	96.26
69									
70	COMMUNITY TOTAL	DOMESTIC	B-737-100/200	1035		1035			
71			B-727-200	6		6			
72			B-737-300	2		2			
73			CV-580	526		526			
74			DC-9-50	204		204			
75			DC-9-30	834		834			
76			DC-9-10	670		670			
77			DASH-7	1535		1535			
78			BAE-146-1	816	3	819			
79			BAC-111-200	230		230			
80			F-27 SERIES	465		465			
81			SHORTS 360	21		21			
82			ALL TYPES	6344	3	6347	6582	6313	95.91
83									
84	LANSING								
85	(CAPITAL CITY)	FI---DOMESTIC	B-737-100/200	664		664			
86			B-727-200	420		420			
87			B-737-300	2		2			
88			ALL TYPES	1086		1086	1094	1071	97.89
89									
90		RC---DOMESTIC	CV-580	399		399			
91			DC-9-50	4		4			
92			DC-9-30	98		98			
93			ALL TYPES	501		501	521	496	95.20
94									
95		LB---DOMESTIC	B-737-100/200	16		16			
96			B-727-100	21		21			
97			B-727-200	910		910			
98			DC-10-10		1	1			
99			ALL TYPES	947	1	948	969	946	97.62
100									
101	COMMUNITY TOTAL	DOMESTIC	B-737-100/200	680		680			
102			B-727-200	1330		1330			
103			B-737-300	2		2			
104			CV-580	399		399			
105			DC-9-50	4		4			
106			DC-9-30	98		98			
107			B-727-100	21		21			
108			DC-10-10		1	1			
109			ALL TYPES	2534	1	2535	2584	2513	97.25
110									
111									
112									

TABLE 7
AIRCRAFT DEPARTURES SCHEDULED AND AIRCRAFT DEPARTURES PERFORMED, BY TYPE OF OPERATION, BY AIRCRAFT TYPE, BY COMMUNITY, AND BY CARRIER

12 MONTHS ENDED DECEMBER 31, 1965

Line No.	Area, state or country Community (Airport name)	Carrier and type of operation	Type of aircraft	Total departures performed: Scheduled service	Total departures performed: Nonscheduled service	Total departures performed: All services	Departures scheduled	Scheduled departures completed: Number	Scheduled departures completed: Percent of departures scheduled
	1	2	3	4	5	6	7	8	9
1	MARQUETTE								
2	(MARQUETTE COUNTY)	RC---DOMESTIC	CV-580	734		734			
3			ALL TYPES	734		734	785	722	91.97
4									
5	MUSKEGON								
6	(MUSKEGON COUNTY)	ZB---DOMESTIC	DASH-7	1669		1669			
7			BAC-111-200	1		1			
8			F-27 SERIES	2		2			
9			ALL TYPES	1672		1672	1744	1671	95.81
10									
11	SAGINAW/BAY CITY/MIDLAND								
12	(TRI CITY)	RC---DOMESTIC	DC-9-50	233		233			
13			DC-9-30	1103		1103			
14			DC-9-10	321		321			
15			CV-580	305		305			
16			B-727-200	1		1			
17			ALL TYPES	1963		1963	2014	1951	96.87
18									
19		LA---DOMESTIC	B-737-100/200	640		640			
20			B-727-100	302		302			
21			B-727-200	716		716			
22			ALL TYPES	1658		1658	1719	1657	96.39
23									
24	COMMUNITY TOTAL	DOMESTIC	DC-9-50	233		233			
25			DC-9-30	1103		1103			
26			DC-9-10	321		321			
27			CV-580	305		305			
28			B-727-200	717		717			
29			B-737-100/200	640		640			
30			B-727-100	302		302			
31			ALL TYPES	3621		3621	3733	3608	96.65
32									
33	TRAVERSE CITY								
34	(CHERRY CAPITAL)	RC---DOMESTIC	CV-580	389		389			
35			DC-9-10	3		3			
36			ALL TYPES	392		392	408	390	95.58
37									
38	MINNESOTA								
39									
40									
41	BEMIDJI								
42	(BEMIDJI MUNI)	RC---DOMESTIC	CV-580	1030		1030			
43			ALL TYPES	1030		1030	1048	1016	96.94
44									
45	BRAINERD								
46	(BRAINERD-CROW WING CO.)	RC---DOMESTIC	CV-580	1684		1684			
47			ALL TYPES	1684		1684	1723	1678	97.36
48									
49	CHISHOLM/HIBBING								
50	(CHISHOLM-HIBBING)	RC---DOMESTIC	CV-580	1420		1420			
51			DC-9-50	5		5			
52			DC-9-30	5		5			
53			DC-9-10	1		1			
54			ALL TYPES	1431		1431	1472	1416	96.19
55									
56	DULUTH/SUPERIOR								
57	(DULUTH INTERNATIONAL)	CC---DOMESTIC	B-727-200	1		1			
58			ALL TYPES	1		1			
59									
60		RC---DOMESTIC	CV-580	181		181			
61			DC-9-50	702		702			
62			DC-9-30	667		667			
63			DC-9-10	273		273			
64			DC-9-80	135	5	140			
65			B-727-200	19		19			
66			ALL TYPES	1977	5	1982	2009	1940	96.56
67									
68	COMMUNITY TOTAL	DOMESTIC	B-727-200	20		20			
69			CV-580	181		181			
70			DC-9-50	702		702			
71			DC-9-30	667		667			
72			DC-9-10	273		273			
73			DC-9-80	135	5	140			
74			ALL TYPES	1978	5	1983	2009	1940	96.56
75									
76	INTERNATIONAL FALLS								
77	(FALLS INTERNATIONAL)	RC---DOMESTIC	CV-580	700		700			
78			DC-9-30	7		7			
79			ALL TYPES	707		707	714	694	97.19
80									
81	MINNEAPOLIS/ST.PAUL								
82	(MINNEAPOLIS-ST PAUL INTL)	AA---DOMESTIC	B-727-200	1533		1533			
83			B-727-100	714		714			
84			DC-9-80	328		328			
85			ALL TYPES	2575		2575	2649	2575	97.20
86									
87		AL---DOMESTIC	DC-9-30	1048	6	1054			
88			B-737-100/200	1	1	2			
89			ALL TYPES	1049	7	1056	1064	1049	98.59
90									
91		CC---DOMESTIC	B-727-200	1495	3	1498			
92			B-727-100	215		215			
93			DC-9-10	42		42			
94			DC-9-30	645		645			
95			DC-9-80	8		8			
96			DC-10-10		1	1			
97			ALL TYPES	2405	4	2409	2495	2404	96.35
98									
99		DL---DOMESTIC	DC-9-30	1164	3	1167			
100			B-727-200	980		980			
101			B-737-100/200	47		47			
102			ALL TYPES	2191	3	2194	2225	2191	98.47
103									
104		EA---DOMESTIC	DC-9-30	966		966			
105			DC-9-50	233	1	234			
106			B-727-100	87	1	88			
107			A-300-B4	223		223			
108			B-727-200	6	1	7			
109			ALL TYPES	1515	3	1518	1550	1514	97.67
110									
111		FL---DOMESTIC	B-737-100/200	1055	1	1056			
112			DC-9-80		68	68			

TABLE 7
AIRCRAFT DEPARTURES SCHEDULED AND AIRCRAFT DEPARTURES PERFORMED, BY TYPE OF OPERATION, BY AIRCRAFT TYPE, BY COMMUNITY, AND BY CARRIER

12 MONTHS ENDED DECEMBER 31, 1985

Line No.	Area, state or country Community (Airport name)	Carrier and type of operation	Type of aircraft	Total departures performed: Scheduled service	Total departures performed: Nonscheduled service	Total departures performed: All services	Departures scheduled	Scheduled departures completed: Number	Scheduled departures completed: Percent of departures scheduled
	1	2	3	4	5	6	7	8	9
1	MINNEAPOLIS-ST PAUL INTL	FL---DOMESTIC	(CONT.)						
2			ALL TYPES	1055	69	1124	1079	1055	97.77
3		FT---DOMESTIC	*B-747	1		1			
4			*B-727-100	225		225			
5			*B-747F	1		1			
6			ALL TYPES	227		227	332	218	65.66
7		NL---DOMESTIC	DC-9-10	695		695			
8			DC-9-30	2182	225	2407			
9			DC-9-80	47		47			
10			ALL TYPES	2924	225	3149	2994	2924	97.66
11		NW---DOMESTIC	B-727-100	7150		7150			
12			B-727-200	22667	19	22686			
13			DC-10-40	5984		5984			
14			B-747	1110	54	1164			
15			*B-747F	54		54			
16			B-757-200	1672		1672			
17			ALL TYPES	38637	73	38710	39225	38589	98.37
18		NW---INTERNATIONAL	B-747	314		314			
19			ALL TYPES	314		314	307	306	99.67
20		NW---TOTAL	B-727-100	7150		7150			
21			B-727-200	22667	19	22686			
22			DC-10-40	5984		5984			
23			B-747	1424	54	1478			
24			*B-747F	54		54			
25			B-757-200	1672		1672			
26			ALL TYPES	38951	73	39024	39532	38895	98.36
27		OZ---DOMESTIC	DC-9-10	128		128			
28			DC-9-30	1728	50	1778			
29			DC-9-40	110	8	118			
30			DC-9-80	39		39			
31			ALL TYPES	2005	58	2063	2053	2003	97.56
32		PA---DOMESTIC	B-727-200	2		2			
33			A-300-84	57		57			
34			ALL TYPES	59		59	79	57	72.15
35		PE---DOMESTIC	B-737-100/200	1306		1306			
36			B-727-200	120		120			
37			ALL TYPES	1426		1426	1472	1426	96.87
38		PI---DOMESTIC	B-737-100/200	366		366			
39			ALL TYPES	366		366	368	366	99.45
40		RC---DOMESTIC	DC-9-50	10410	7	10417			
41			DC-9-30	17933	6	17939			
42			CV-580	8019	2	8021			
43			DC-9-10	6311	3	6314			
44			B-727-200	2760	11	2771			
45			DC-9-80	3901	22	3923			
46			B-757-200	14		14			
47			ALL TYPES	49348	51	49399	50277	49015	97.48
48		TB---DOMESTIC	B-727-100	702		702			
49			B-727-200	60		60			
50			ALL TYPES	762		762	765	761	99.47
51		UA---DOMESTIC	B-737-100/200	410	2	412			
52			B-727-100	341		341			
53			B-727-200	1173	7	1180			
54			DC-10-10	211	3	214			
55			DC-8-71	557		557			
56			B-767-200	119		119			
57			DC-10-30	16		16			
58			B-747	1		1			
59			ALL TYPES	2828	12	2840	2950	2805	95.08
60		VK---DOMESTIC	*L-188A/C	251		251			
61			*CV-640	13		13			
62			*DC-8-62	2		2			
63			ALL TYPES	266		266	260	258	99.23
64		WA---DOMESTIC	B-727-200	1002		1002			
65			B-737-100/200	1		1			
66			ALL TYPES	1003		1003	1001	994	99.30
67		WC---DOMESTIC	DC-10-10	1		1			
68			ALL TYPES	1		1			
69		ZB---DOMESTIC	DASH-7	143		143			
70			BAC-111-200	1		1			
71			F-27 SERIES	1		1			
72			SHORTS 360	347		347			
73			SD3-30	87		87			
74			ALL TYPES	579		579	619	579	93.53
75	COMMUNITY TOTAL	DOMESTIC	B-727-200	31758	41	31839			
76			B-727-100	9209	1	9210			
77			DC-9-80	4323	90	4413			
78			DC-9-30	25666	290	25956			
79			B-737-100/200	3186	4	3190			
80			DC-9-10	7176	3	7179			
81			DC-10-10	212	4	216			
82			DC-9-50	10643	8	10651			
83			A-300-84	280		280			
84			*B-747	1		1			
85			*B-727-100	225		225			
86			*B-747F	55		55			
87			DC-10-40	5984		5984			
88			B-747	1111	54	1165			
89			B-757-200	1686		1686			
90			DC-9-40	110	8	118			
91			CV-580	8019	2	8021			
92			DC-8-71	557		557			
93			B-767-200	119		119			
94			DC-10-30	16		16			
95			*L-188A/C	251		251			

TABLE 7
AIRCRAFT DEPARTURES SCHEDULED AND AIRCRAFT DEPARTURES PERFORMED,
BY TYPE OF OPERATION, BY AIRCRAFT TYPE, BY COMMUNITY, AND BY CARRIER

12 MONTHS ENDED DECEMBER 31, 1985

Line No.	Area, state or country Community (Airport name)	Carrier and type of operation	Type of aircraft	Total departures performed: Scheduled service	Total departures performed: Nonscheduled service	Total departures performed: All services	Departures scheduled	Scheduled departures completed: Number	Scheduled departures completed: Percent of departures scheduled
	1	2	3	4	5	6	7	8	9
1	COMMUNITY TOTAL	DOMESTIC	(CONT.)						
2			*LV-640	13		13			
3			*DC-8-62	2		2			
4			DASH-7	143		143			
5			BAC-111-200	1		1			
6			F-27 SERIES	1		1			
7			SHORTS 360	347		347			
8			SD3-30	87		87			
9			ALL TYPES	111221	505	111726	113457	110781	97.64
10		INTERNATIONAL	B-747	314		314			
11			ALL TYPES	314		314	307	306	99.67
12									
13		TOTAL	B-727-200	31758	41	31839			
14			B-727-100	9209	1	9210			
15			DC-9-80	4323	90	4413			
16			DC-9-30	25666	290	25956			
17			B-737-100/200	3166	4	3190			
18			DC-9-10	7176	3	7179			
19			DC-10-10	212	4	216			
20			DC-9-50	10643	8	10651			
21			A-300-B4	280		280			
22			*B-747	1		1			
23			*B-727-100	225		225			
24			*B-747F	55		55			
25			DC-10-40	5984		5984			
26			B-747	1425	54	1479			
27			B-757-200	1686		1686			
28			DC-9-40	110	8	118			
29			CV-580	8019	2	8021			
30			DC-8-71	557		557			
31			B-767-200	119		119			
32			DC-10-30	16		16			
33			*L-188A/C	251		251			
34			*CV-640	13		13			
35			*DC-8-62	2		2			
36			DASH-7	143		143			
37			BAC-111-200	1		1			
38			F-27 SERIES	1		1			
39			SHORTS 360	347		347			
40			SD3-30	87		87			
41			ALL TYPES	111535	505	112040	113764	111087	97.64
42									
43	ROCHESTER								
44	(ROCHESTER MUNI)	NW---DOMESTIC	B-727-100	633		633			
45			B-727-200	782		782			
46			ALL TYPES	1415		1415	1441	1410	97.64
47									
48		LZ---DOMESTIC	DC-9-10	66		66			
49			DC-9-30	889		889			
50			DC-9-40	55		55			
51			ALL TYPES	1010		1010	1059	1006	95.27
52									
53		RC---DOMESTIC	DC-9-50	9		9			
54			DC-9-30	357		357			
55			CV-580	501		501			
56			DC-9-10	299		299			
57			B-727-200	2		2			
58			DC-9-80	1		1			
59			ALL TYPES	1169		1169	1205	1156	95.93
60									
61	COMMUNITY TOTAL	DOMESTIC	B-727-100	633		633			
62			B-727-200	784		784			
63			DC-9-10	365		365			
64			DC-9-30	1246		1246			
65			DC-9-40	55		55			
66			DC-9-50	9		9			
67			CV-580	501		501			
68			DC-9-80	1		1			
69			ALL TYPES	3594		3594	3704	3574	96.49
70									
71	MISSISSIPPI								
72	----------								
73									
74	COLUMBUS								
75	(GOLDEN TRIANGLE REGIONAL)	PC---DOMESTIC	DC-9-10	651		651			
76			DC-9-30	132		132			
77			DC-9-50	6		6			
78			ALL TYPES	789		789	852	770	90.37
79									
80	GREENVILLE								
81	(GREENVILLE MUNI)	PC---DOMESTIC	DC-9-10	490		490			
82			DC-9-30	51		51			
83			ALL TYPES	541		541	558	532	95.34
84									
85	GULFPORT/BILOXI								
86	(GULFPORT MUNI)	RC---DOMESTIC	DC-9-10	1427		1427			
87			DC-9-30	55		55			
88			DC-9-50	1		1			
89			ALL TYPES	1483		1483	1516	1461	96.37
90									
91	JACKSON-VICKSBURG								
92	(ALLEN C THOMPSON FIELD)	AA---DOMESTIC	B-727-100	24		24			
93			B-727-200	1403		1403			
94			ALL TYPES	1427		1427	1445	1427	98.75
95									
96		DL---DOMESTIC	DC-9-30	1726	1	1727			
97			B-727-200	3511		3511			
98			DC-8-71	157		157			
99			B-737-100/200	922		922			
100			B-767-200	1		1			
101			DC-8-61		1	1			
102			B-757-200	16		16			
103			ALL TYPES	6373	2	6375	6440	6360	98.75
104									
105		EA---DOMESTIC	DC-9-30	553		553			
106			DC-9-50	56		56			
107			B-727-100	83		88			
108			B-727-200	114		114			
109			ALL TYPES	1291		1291	1340	1280	95.11
110									
111		LA---DOMESTIC	B-737-100/200	616		616			
112									

TABLE 7
AIRCRAFT DEPARTURES SCHEDULED AND AIRCRAFT DEPARTURES PERFORMED,
BY TYPE OF OPERATION, BY AIRCRAFT TYPE, BY COMMUNITY AND BY CARRIER

[12 MONTHS ENDED DECEMBER 31, 1981]

Line No.	Area, state or country Community (Airport name)	Carrier and type of operation	Type of aircraft	Total departures performed: Scheduled service	Nonscheduled service	All services	Departures scheduled	[illegible]	[illegible]
	1	2	3	4	5	6			
1	ALLEN C THOMPSON FIELD	LA---DOMESTIC	(CONT.)						
2			B-727-100	5		5			
3			ALL TYPES	621		621	654	621	94.95
4									
5	COMMUNITY TOTAL	DOMESTIC	B-727-100	117		117			
6			B-727-200	5028		5028			
7			DC-9-30	2719	1	2720			
8			DC-8-71	197		197			
9			B-737-100/200	1535		1535			
10			B-767-200	1		1			
11			DC-8-61		1	1			
12			B-757-200	16		16			
13			DC-9-50	96		96			
14			ALL TYPES	9712	2	9714	9879	9696	98.14
15									
16	MISSOURI								
17									
18									
19	CAPE GIRARDEAU/SIKESTON (CAPE GIRARDEAU MUNI)	RL---DOMESTIC	BH-99	2		2			
20			SWEAR-METRO I	550		550			
21			ALL TYPES	552		552	585	552	94.35
22									
23									
24	COLUMBIA/JEFFERSON CITY (COLUMBIA REGIONAL)	CZ---DOMESTIC	DC-9-10	158		158			
25			DC-9-30	1129	11	1140			
26			DC-9-40	91	5	96			
27			ALL TYPES	1378	16	1394	1407	1359	96.58
28									
29		RL---DOMESTIC	SWEAR-METRO I	417		417			
30			FH-227	68		68			
31			ALL TYPES	485		485	495	485	97.97
32									
33	COMMUNITY TOTAL	DOMESTIC	DC-9-10	158		158			
34			DC-9-30	1129	11	1140			
35			DC-9-40	91	5	96			
36			SWEAR-METRO I	417		417			
37			FH-227	68		68			
38			ALL TYPES	1863	16	1879	1902	1844	96.95
39									
40	JOPLIN (JOPLIN MUNICIPAL)	CZ---DOMESTIC	DC-9-10	88		88			
41			DC-9-30	556	3	559			
42			DC-9-40	30		30			
43			ALL TYPES	674	3	677	681	662	97.20
44									
45									
46	KANSAS CITY (INTERNATIONAL)	AA---DOMESTIC	B-727-200	593		593			
47			B-727-100	438		438			
48			DC-10-10	2		2			
49			DC-9-80	1846		1846			
50			B-767-200	3		3			
51			DC-10-30	1		1			
52			ALL TYPES	2883		2883	2922	2883	98.66
53									
54		AL---DOMESTIC	DC-9-30	1010	3	1013			
55			B-737-300	1		1			
56			B-737-100/200		14	14			
57			B-727-200	1		1			
58			ALL TYPES	1012	17	1029	1018	1010	99.21
59									
60		BA---DOMESTIC	B-727-200	2490	14	2504			
61			ALL TYPES	2490	14	2504	2498	2489	99.63
62									
63		CC---DOMESTIC	B-727-200	736	1	737			
64			DC-10-10	7		7			
65			B-727-100	24		24			
66			DC-9-10	1166		1166			
67			DC-9-30	560		560			
68			DC-9-80	5		5			
69			ALL TYPES	2518	1	2519	2484	2423	97.54
70									
71		DL---DOMESTIC	DC-9-30	1462	6	1468			
72			B-727-200	889	4	893			
73			DC-8-71	1		1			
74			B-737-100/200	987	1	988			
75			ALL TYPES	3339	11	3350	3348	3336	99.64
76									
77		EA---DOMESTIC	B-727-200	7528	3	7531			
78			DC-9-30	5147	2	5149			
79			B-727-100	3413	1	3414			
80			DC-9-50	26		26			
81			B-757-200	863		863			
82			A-300-B4	209		209			
83			ALL TYPES	17186	6	17192	17479	17166	98.22
84									
85		FL---DOMESTIC	B-737-100/200	2020	3	2023			
86			DC-9-80	142		142			
87			B-727-100	1		1			
88			ALL TYPES	2163	3	2166	2187	2156	98.67
89									
90		F1---DOMESTIC	*B-727-100	240		240			
91			ALL TYPES	240		240	254	239	94.09
92									
93		FB---DOMESTIC	B-737-100/200	20		20			
94			ALL TYPES	20		20	20	20	100.00
95									
96		HP---DOMESTIC	B-737-100/200	1		1			
97			ALL TYPES	1		1			
98									
99		RL---DOMESTIC	DC-9-10	1769	53	1822			
100			DC-9-30	133	95	228			
101			ALL TYPES	1902	148	2050	1944	1902	97.83
102									
103		NW---DOMESTIC	B-727-100	951		951			
104			B-727-200	104		104			
105			ALL TYPES	1055		1055	1082	1054	97.41
106									
107		CZ---DOMESTIC	DC-9-10	50	5	55			
108			DC-9-30	2334	67	2401			
109			DC-9-40	272	18	290			
110			DC-9-80	33	5	38			
111									
112									

TABLE 7
AIRCRAFT DEPARTURES SCHEDULED AND AIRCRAFT DEPARTURES PERFORMED,
BY TYPE OF OPERATION, BY AIRCRAFT TYPE, BY COMMUNITY, AND BY CARRIER

12 MONTHS ENDED DECEMBER 31, 1985

Line No	Area, state or country / Community (Airport name)	Carrier and type of operation	Type of aircraft	Total departures performed: Scheduled service	Total departures performed: Nonscheduled service	Total departures performed: All services	Departures scheduled	Scheduled departures completed: Number	Scheduled departures completed: Percent of departures scheduled
	1	2	3	4	5	6	7	8	9
1	INTERNATIONAL	CZ---DOMESTIC	(CONT.)						
2			ALL TYPES	2689	95	2784	2736	2682	98.02
3									
4		PA---DOMESTIC	B-727-200	376	2	378			
5			ALL TYPES	376	2	378	413	374	90.55
6									
7		RC---DOMESTIC	DC-9-10	1426	6	1432			
8			DC-9-50	987	1	988			
9			DC-9-30	1509	4	1513			
10			B-727-200	7		7			
11			ALL TYPES	4329	11	4340	4365	4305	98.62
12									
13		TB---DOMESTIC	B-727-100	1582	2	1584			
14			B-727-200	3544	22	3566			
15			L-1011/100/20	347		347			
16			B-747	4		4			
17			B-767-200	7		7			
18			DC-9-80	377		377			
19			B-747SP	1		1			
20			ALL TYPES	6662	24	6686	6757	6602	97.70
21									
22		UA---DOMESTIC	B-737-100/200	1713	3	1716			
23			B-727-100	164		164			
24			B-727-200	57	8	565			
25			DC-10-10	5	3	8			
26			DC-8-71	314	1	315			
27			B-767-200	114		114			
28			ALL TYPES	2967	15	2922	2979	2888	96.94
29									
30		WA---DOMESTIC	B-737-100/200	578		578			
31			B-727-200	210		210			
32			B-737-300	211		211			
33			ALL TYPES	999		999	1002	991	98.90
34									
35		WA---DOMESTIC	B-737-100/200	2537	1	2538			
36			B-727-200	7		7			
37			B-737-300	114		114			
38			ALL TYPES	2658	1	2659	2703	2658	98.33
39									
40		WL---DOMESTIC	DC-10-30	223		223			
41			DC-10-10	111		111			
42			B-727-100	390		390			
43			ALL TYPES	724		724	734	661	90.05
44	AIRPORT TOTAL	DOMESTIC	B-727-200	17462	54	17516			
45			B-727-100	7383	3	7386			
46			DC-10-10	125	3	128			
47			DC-9-80	2403	5	2408			
48			B-767-200	124		124			
49			DC-10-30	224		224			
50			DC-9-30	12575	177	12752			
51			B-737-300	326		326			
52			B-737-100/200	7856	22	7878			
53			DC-9-10	4411	64	4475			
54			DC-8-71	315	1	316			
55			DC-9-50	1013	1	1014			
56			B-767-200	863		863			
57			A-300-B4	209		209			
58			*B-727-100	240		240			
59			DC-9-40	272	18	290			
60			L-1011/100/20	347		347			
61			B-747	4		4			
62			B-747SP	1		1			
63			ALL TYPES	56153	348	56501	56925	55843	98.09
64									
65	KANSAS CITY ASNTD	XR---DOMESTIC	*L-188A/C	526		526			
66			*CV-640	164		164			
67			*DC-8-50F	16		16			
68			*DC-6	78		78			
69			*DC-8-30	26		26			
70			*DC-8-62	255		255			
71			*DC-8-63F	6		6			
72			ALL TYPES	1071		1071	260	260	100.00
73									
74	COMMUNITY TOTAL BY CARRIER	AA---DOMESTIC	B-767-200	3		3			
75			DC-9-80	1846		1846			
76			B-727-100	438		438			
77			B-727-200	593		593			
78			DC-10-10	2		2			
79			DC-10-30	1		1			
80			ALL TYPES	2883		2883	2922	2883	98.66
81									
82		AL---DOMESTIC	B-737-300	1		1			
83			B-737-100/200		14	14			
84			DC-9-30	1010	3	1013			
85			B-727-200	1		1			
86			ALL TYPES	1012	17	1029	1018	1010	99.21
87									
88		BA---DOMESTIC	B-727-200	2490	14	2504			
89			ALL TYPES	2490	14	2504	2498	2489	99.63
90									
91		CO---DOMESTIC	DC-9-10	1166		1166			
92			DC-9-30	580		580			
93			DC-9-50	5		5			
94			B-727-100	24		24			
95			B-727-200	736	1	737			
96			DC-10-10	7		7			
97			ALL TYPES	2518	1	2519	2484	2423	97.54
98									
99		DL---DOMESTIC	B-737-100/200	987	1	988			
100			DC-9-30	1462	6	1468			
101			B-727-200	889	4	893			
102			DC-8-71	1		1			
103			ALL TYPES	3339	11	3350	3348	3336	99.64
104									
105		EA---DOMESTIC	B-757-200	863		863			
106			DC-9-30	5147	2	5149			
107			DC-9-50	26		26			
108			A-300-B4	209		209			
109			B-727-100	3413	1	3414			
110			B-727-200	7526	3	7531			
111			ALL TYPES	17166	6	17172	17479	17168	98.22
112									

TABLE 7
AIRCRAFT DEPARTURES SCHEDULED AND AIRCRAFT DEPARTURES PERFORMED,
BY TYPE OF OPERATION, BY AIRCRAFT TYPE, BY COMMUNITY, AND BY CARRIER

12 MONTHS ENDED DECEMBER 31, 1985

Line No.	Area, state or country Community (Airport name)	Carrier and type of operation	Type of aircraft	Total departures performed: Scheduled service	Total departures performed: Nonscheduled service	Total departures performed: All services	Departures scheduled	Scheduled departures completed: Number	Scheduled departures completed: Percent of departures scheduled
	1	2	3	4	5	6	7	8	9
1	COMMUNITY TOTAL BY CARRIER	(CONT.)							
2		FL---DOMESTIC	B-737-100/200	2020	3	2023			
3			DC-9-80	142		142			
4			B-727-100	1		1			
5			ALL TYPES	2163	3	2166	2187	2158	98.67
6		FT---DOMESTIC	*B-727-100	240		240			
7			ALL TYPES	240		240	254	239	94.09
8									
9		FW---DOMESTIC	B-737-100/200	20		20			
10			ALL TYPES	20		20	20	20	100.00
11									
12		HP---DOMESTIC	B-737-100/200	1		1			
13			ALL TYPES	1		1			
14									
15		PL---DOMESTIC	DC-9-10	1769	53	1822			
16			DC-9-30	133	95	228			
17			ALL TYPES	1902	148	2050	1944	1902	97.83
18									
19		NW---DOMESTIC	B-727-100	951		951			
20			B-727-200	104		104			
21			ALL TYPES	1055		1055	1082	1054	97.41
22									
23		CZ---DOMESTIC	DC-9-10	50	5	55			
24			DC-9-30	2334	67	2401			
25			DC-9-40	272	18	290			
26			DC-9-80	33	5	38			
27			ALL TYPES	2689	95	2784	2736	2682	98.02
28									
29		PA---DOMESTIC	B-727-200	376	2	378			
30			ALL TYPES	376	2	378	413	374	90.55
31									
32		RC---DOMESTIC	DC-9-10	1426	6	1432			
33			DC-9-30	1509	4	1913			
34			DC-9-50	987	1	988			
35			B-727-200	7		7			
36			ALL TYPES	4329	11	4340	4365	4305	98.62
37									
38		TW---DOMESTIC	B-767-200	7		7			
39			DC-9-80	377		377			
40			B-727-100	1982	2	1984			
41			B-727-200	3944	22	3966			
42			L-1011/100/20	347		347			
43			B-747	4		4			
44			B-747SP	1		1			
45			ALL TYPES	6662	24	6686	6757	6602	97.70
46									
47		UA---DOMESTIC	B-737-100/200	1713	3	1716			
48			B-767-200	114		114			
49			B-727-100	184		184			
50			B-727-200	577	8	585			
51			DC-10-10	5	3	8			
52			DC-8-71	314	1	315			
53			ALL TYPES	2907	15	2922	2979	2888	96.94
54									
55		WK---DOMESTIC	*DC-6	78		78			
56			*CV-640	164		164			
57			*L-188A/C	526		526			
58			*DC-8-30	26		26			
59			*DC-8-50F	16		16			
60			*DC-8-63F	6		6			
61			*DC-8-62	255		255			
62			ALL TYPES	1071		1071	260	260	100.00
63									
64		WA---DOMESTIC	B-737-300	211		211			
65			B-737-100/200	576		578			
66			B-727-200	210		210			
67			ALL TYPES	999		999	1002	991	98.90
68									
69		WA---DOMESTIC	B-737-300	114		114			
70			B-737-100/200	2537	1	2538			
71			B-727-200	7		7			
72			ALL TYPES	2658	1	2659	2703	2658	98.33
73									
74		WE---DOMESTIC	B-727-100	390		390			
75			DC-10-10	111		111			
76			DC-10-30	223		223			
77			ALL TYPES	724		724	734	661	90.05
78									
79	COMMUNITY TOTAL	DOMESTIC	B-727-200	17462	54	17516			
80			B-727-100	7383	3	7386			
81			DC-10-10	125	3	128			
82			DC-9-80	2403	5	2408			
83			B-767-200	124		124			
84			DC-10-30	224		224			
85			DC-9-30	12575	177	12752			
86			B-737-300	326		326			
87			B-737-100/200	7856	22	7878			
88			DC-9-10	4411	64	4475			
89			DC-8-71	315	1	316			
90			DC-9-50	1013	1	1014			
91			B-757-200	863		863			
92			A-300-B4	209		209			
93			*B-727-100	240		240			
94			DC-9-40	272	18	290			
95			L-1011/100/20	347		347			
96			B-747	4		4			
97			B-747SP	1		1			
98			*L-188A/C	526		526			
99			*CV-640	164		164			
100			*DC-8-50F	16		16			
101			*DC-6	78		78			
102			*DC-8-30	26		26			
103			*DC-8-62	255		255			
104			*DC-8-63F	6		6			
105			ALL TYPES	57224	348	57572	57185	56103	98.10
106									
107	ST. LOUIS								
108	(LAMBERT-ST LOUIS MUNI)	AA---DOMESTIC	B-727-100	723		723			
109			B-727-200	1266	1	1267			
110			DC-10-10	1		1			
111			DC-9-80	904		904			
112									

TABLE 7
AIRCRAFT DEPARTURES SCHEDULED AND AIRCRAFT DEPARTURES PERFORMED, BY TYPE OF OPERATION, BY AIRCRAFT TYPE, BY COMMUNITY, AND BY CARRIER

12 MONTHS ENDED DECEMBER 31, 1985

Line No.	Area, state or country Community (Airport name)	Carrier and type of operation	Type of aircraft	Total departures performed: Scheduled service	Nonscheduled service	All services	Departures scheduled	Scheduled departures completed: Number	Percent of departures scheduled
	1	2	3	4	5	6	7	8	9
1	LAMBERT-ST LOUIS MUNI	AA---DOMESTIC	(CONT.)						
2			DC-10-30	1		1			
3			ALL TYPES	2895	1	2896	2933	2895	98.70
4		AL---DOMESTIC	BAC-111-200	21		21			
5			DC-9-30	984	4	988			
6			B-737-100/200	1		1			
7			ALL TYPES	1006	4	1010	1020	1006	98.62
8									
9		EA---DOMESTIC	B-727-200	1	4	5			
10			ALL TYPES	1	4	5			
11									
12		DL---DOMESTIC	DC-9-30	3137	11	3148			
13			B-727-200	217		217			
14			B-737-100/200	128		128			
15			B-767-200	1		1			
16			ALL TYPES	3483	11	3494	3504	3477	99.22
17									
18		EA---DOMESTIC	DC-9-30	2238		2238			
19			B-727-100	247		247			
20			B-727-200	261	2	263			
21			DC-9-50	26		26			
22			A-300-B4	3		3			
23			ALL TYPES	2775	2	2777	2848	2770	97.26
24									
25		FL---DOMESTIC	B-737-100/200	1352	6	1358			
26			DC-9-80	66		66			
27			ALL TYPES	1478	6	1484	1498	1476	98.53
28									
29		F7---DOMESTIC	*B-727-100	467		467			
30			ALL TYPES	467		467	508	466	91.73
31									
32		F9---DOMESTIC	B-737-100/200	28		28			
33			ALL TYPES	28		28	28	28	100.00
34									
35		HA---DOMESTIC	L-1011/100/20	12		12			
36			ALL TYPES	12		12	9	9	100.00
37									
38		NW---DOMESTIC	B-727-100	655		655			
39			B-727-200	303		303			
40			ALL TYPES	958		958	975	957	98.15
41									
42		CO---DOMESTIC	DC-9-10	6820	8	6828			
43			DC-9-30	34863	326	35189			
44			DC-9-40	2554	123	2677			
45			DC-9-80	1784	22	1806			
46			ALL TYPES	46021	479	46500	46746	45949	98.29
47									
48		PA---DOMESTIC	B-727-200	520	2	522			
49			ALL TYPES	520	2	522	582	520	89.34
50									
51		PE---DOMESTIC	B-737-100/200	231		231			
52			B-727-200	94		94			
53			ALL TYPES	325		325	333	325	97.59
54									
55		PI---DOMESTIC	B-737-100/200	467	2	469			
56			B-727-200	2		2			
57			B-737-300	17		17			
58			ALL TYPES	486	2	488	489	485	99.18
59									
60		RC---DOMESTIC	DC-9-30	1041		1041			
61			DC-9-10	2367		2367			
62			DC-9-50	142		142			
63			CV-580	1		1			
64			ALL TYPES	3551		3551	3609	3530	97.81
65									
66		RL---DOMESTIC	BH-99	1364		1364			
67			SNEAK-METRO I	4440		4440			
68			FH-227	565		565			
69			ALL TYPES	6369		6369	6660	6369	95.54
70									
71		SI---DOMESTIC	DC-9-80	802		802			
72			ALL TYPES	802		802	813	802	98.64
73									
74		TW---DOMESTIC	DC-8-63		4	4			
75			B-747-200	39	28	67			
76			*L-100-30		2	2			
77			L-100-30		3	3			
78			ALL TYPES	39	37	76	39	39	100.00
79									
80		TW---DOMESTIC	B-727-100	15860		15860			
81			B-727-200	24957	3	24960			
82			L-1011/100/20	6795		6795			
83			B-747	230		230			
84			B-747SP	2		2			
85			B-767-200	2836		2836			
86			DC-9-80	13437		13437			
87			ALL TYPES	64117	3	64120	65062	64076	98.48
88									
89		TW---INTERNATIONAL	B-747	176		176			
90			B-767-200	457		457			
91			ALL TYPES	633		633	661	633	95.76
92									
93		TW---TOTAL	B-727-100	15860		15860			
94			B-727-200	24957	3	24960			
95			L-1011/100/20	6795		6795			
96			B-747	406		406			
97			B-747SP	2		2			
98			B-767-200	3293		3293			
99			DC-9-80	13437		13437			
100			ALL TYPES	64750	3	64753	65723	64709	98.45
101									
102		UA---DOMESTIC	B-727-100	1031	6	1037			
103			B-727-200	172	10	182			
104			B-737-100/200	1060	5	1065			
105			B-747		2	2			
106			DC-8-71	3	1	4			
107			DC-10-10	1	3	4			
108			DC-10-30		1	1			
109			ALL TYPES	2267	28	2635	2884	2787	96.63
110									
111		US---DOMESTIC	*L-188A/C	241		241			
112									

TABLE 7
AIRCRAFT DEPARTURES SCHEDULED AND AIRCRAFT DEPARTURES PERFORMED,
BY TYPE OF OPERATION, BY AIRCRAFT TYPE, BY COMMUNITY, AND BY CARRIER

12 MONTHS ENDED DECEMBER 31, 1985

Line No.	Area, state or country Community (Airport name)	Carrier and type of operation	Type of aircraft	Total departures performed: Scheduled service	Total departures performed: Nonscheduled service	Total departures performed: All services	Departures scheduled	Scheduled departures completed: Number	Scheduled departures completed: Percent of departures scheduled
	1	2	3	4	5	6	7	8	9
1	LAMBERT-ST LOUIS MUNI	VK---DOMESTIC	(CONT.)						
2			*CV-640	187		187			
3			*DC-8-50F	12		12			
4			*DC-6	161		161			
5			*DC-8-30	45		45			
6			*DC-8-62	148		148			
7			*DC-8-63F	17		17			
8			ALL TYPES	811		811	260	260	100.00
9		VA---DOMESTIC	B-727-200	581		581			
10			B-737-100/200	369		369			
11			ALL TYPES	950		950	957	947	98.95
12									
13		WN---DOMESTIC	B-737-100/200	4545		4545			
14			B-737-300	90		90			
15			ALL TYPES	4635		4635	4735	4635	97.88
16									
17		WL---DOMESTIC	DC-10-30	1		1			
18			ALL TYPES	1		1			
19									
20		ZK---DOMESTIC	SD3-30	35		35			
21			ALL TYPES	35		35	35	35	100.00
22									
23	COMMUNITY TOTAL	DOMESTIC	B-727-100	18516	6	18522			
24			B-727-200	28374	22	28396			
25			DC-10-10	2	3	5			
26			DC-9-80	17013	22	17035			
27			DC-10-30	2	1	3			
28			BAC-111-200	21		21			
29			DC-9-30	42263	341	42604			
30			B-737-100/200	8761	13	8774			
31			B-767-200	2837		2837			
32			DC-9-50	168		168			
33			A-300-B4	3		3			
34			*B-727-100	467		467			
35			L-1011/100/20	6807		6807			
36			DC-9-10	5187	8	5195			
37			DC-9-40	2554	123	2677			
38			B-737-300	107		107			
39			CV-580	1		1			
40			BH-99	1364		1364			
41			SNEAK-METRO I	4440		4440			
42			FH-227	565		565			
43			DC-8-63		4	4			
44			B-747-200	39	28	67			
45			*L-100-30		2	2			
46			L-100-30		3	3			
47			B-747	230	2	232			
48			B-747SP	2		2			
49			DC-8-71	3	1	4			
50			*L-188A/C	241		241			
51			*CV-640	187		187			
52			*DC-8-50F	12		12			
53			*DC-6	161		161			
54			*DC-8-30	45		45			
55			*DC-8-62	148		148			
56			*DC-8-63F	17		17			
57			SD3-30	35		35			
58			ALL TYPES	144572	579	145151	146533	143843	98.16
59									
60		INTERNATIONAL	B-747	176		176			
61			B-767-200	457		457			
62			ALL TYPES	633		633	661	633	95.76
63									
64		TOTAL	B-727-100	18516	6	18522			
65			B-727-200	28374	22	28396			
66			DC-10-10	2	3	5			
67			DC-9-80	17013	22	17035			
68			DC-10-30	2	1	3			
69			BAC-111-200	21		21			
70			DC-9-30	42263	341	42604			
71			B-737-100/200	8761	13	8774			
72			B-767-200	3294		3294			
73			DC-9-50	168		168			
74			A-300-B4	3		3			
75			*B-727-100	467		467			
76			L-1011/100/20	6807		6807			
77			DC-9-10	5187	8	5195			
78			DC-9-40	2554	123	2677			
79			B-737-300	107		107			
80			CV-580	1		1			
81			BH-99	1364		1364			
82			SNEAK-METRO I	4440		4440			
83			FH-227	565		565			
84			DC-8-63		4	4			
85			B-747-200	39	28	67			
86			*L-100-30		2	2			
87			L-100-30		3	3			
88			B-747	406	2	408			
89			B-747SP	2		2			
90			DC-8-71	3	1	4			
91			*L-188A/C	241		241			
92			*CV-640	187		187			
93			*DC-8-50F	12		12			
94			*DC-6	161		161			
95			*DC-8-30	45		45			
96			*DC-8-62	148		148			
97			*DC-8-63F	17		17			
98			SD3-30	35		35			
99			ALL TYPES	145205	579	145784	147194	144476	98.15
100									
101	SPRINGFIELD (SPRINGFIELD MUNI)	FL---DOMESTIC	B-737-100/200	957		957			
102			DC-9-80	117		117			
103			ALL TYPES	1074		1074	1090	1074	98.53
104									
105		CZ---DOMESTIC	DC-9-10	483		483			
106			DC-9-30	1542	10	1552			
107			DC-9-40	72	2	74			
108			ALL TYPES	2097	12	2109	2143	2073	96.73
109									
110									
111	COMMUNITY TOTAL	DOMESTIC	B-737-100/200	957		957			
112									

TABLE 7
AIRCRAFT DEPARTURES SCHEDULED AND AIRCRAFT DEPARTURES PERFORMED, BY TYPE OF OPERATION, BY AIRCRAFT TYPE, BY COMMUNITY, AND BY CARRIER

12 MONTHS ENDED DECEMBER 31, 1985

Line No.	Area, state or country Community (Airport name)	Carrier and type of operation	Type of aircraft	Total departures performed: Scheduled service	Total departures performed: Nonscheduled service	Total departures performed: All services	Departures scheduled	Scheduled departures completed: Number	Scheduled departures completed: Percent of departures scheduled
	1	2	3	4	5	6	7	8	9
1	COMMUNITY TOTAL	DOMESTIC	(CONT.)						
2			DC-9-80	117		117			
3			DC-9-10	483		483			
4			DC-9-50	1542	10	1552			
5			DC-9-40	72	2	74			
6			ALL TYPES	3171	12	3183	3233	3147	97.33
7									
8	MONTANA								
9									
10									
11	BILLINGS								
12	(LOGAN FIELD)	EA---DOMESTIC	B-727-200	2		2			
13			ALL TYPES	2		2			
14									
15		FL---DOMESTIC	B-737-100/200	2849		2849			
16			ALL TYPES	2849		2849	2886	2849	98.71
17									
18		NW---DOMESTIC	B-727-200	2964		2964			
19			DC-10-40	1		1			
20			B-727-100	5		5			
21			ALL TYPES	2970		2970	2990	2964	99.13
22									
23		RC---DOMESTIC	DC-9-30	1		1			
24			ALL TYPES	1		1			
25									
26		UA---DOMESTIC	B-737-100/200	1232		1232			
27			B-727-100	17		17			
28			B-727-200	6		6			
29			ALL TYPES	1255		1255	1298	1255	96.68
30									
31		WA---DOMESTIC	B-737-100/200	1731		1731			
32			B-727-200	309		309			
33			ALL TYPES	2040		2040	2075	2038	98.21
34	COMMUNITY TOTAL	DOMESTIC	B-727-200	3281		3281			
35			B-737-100/200	5812		5812			
36			DC-10-40	1		1			
37			B-727-100	22		22			
38			DC-9-30	1		1			
39			ALL TYPES	9117		9117	9249	9106	98.45
40									
41	BOZEMAN								
42	(GALLATIN FLD)	FL---DOMESTIC	B-737-100/200	792		792			
43			ALL TYPES	792		792	802	790	98.50
44									
45		NW---DOMESTIC	B-727-200	822		822			
46			ALL TYPES	822		822	825	815	98.78
47									
48		WA---DOMESTIC	B-737-100/200	1860		1860			
49			ALL TYPES	1860		1860	1883	1860	98.77
50									
51	COMMUNITY TOTAL	DOMESTIC	B-737-100/200	2652		2652			
52			B-727-200	822		822			
53			ALL TYPES	3474		3474	3510	3465	98.71
54									
55	BUTTE								
56	(SILVER BOW COUNTY)	CZ---DOMESTIC	BH-99	410		410			
57			BAE-748		1	1			
58			SWEAR-METRO I	3		3			
59			ALL TYPES	413	1	414	422	413	97.86
60									
61		WA---DOMESTIC	B-737-100/200	885		885			
62			ALL TYPES	885		885	904	884	97.78
63									
64	COMMUNITY TOTAL	DOMESTIC	BH-99	410		410			
65			BAE-748		1	1			
66			SWEAR-METRO I	3		3			
67			B-737-100/200	885		885			
68			ALL TYPES	1298	1	1299	1326	1297	97.81
69									
70	GREAT FALLS								
71	(GREAT FALLS INTERNATIONAL)	FL---DOMESTIC	B-737-100/200	1024		1024			
72			ALL TYPES	1024		1024	1036	1023	98.74
73									
74		NW---DOMESTIC	B-727-200	2004		2004			
75			B-727-100	5		5			
76			ALL TYPES	2009		2009	2032	2002	98.52
77									
78		RC---DOMESTIC	DC-9-50	1		1			
79			DC-9-30	3		3			
80			ALL TYPES	4		4			
81									
82		UA---DOMESTIC	B-737-100/200	622		622			
83			B-727-100	9		9			
84			B-727-200	6		6			
85			ALL TYPES	637		637	649	633	97.53
86									
87		WA---DOMESTIC	B-737-100/200	956		956			
88			B-727-200	218		218			
89			ALL TYPES	1174		1174	1186	1169	98.56
90									
91	COMMUNITY TOTAL	DOMESTIC	B-737-100/200	2602		2602			
92			B-727-200	2228		2228			
93			B-727-100	14		14			
94			DC-9-50	1		1			
95			DC-9-30	3		3			
96			ALL TYPES	4848		4848	4903	4827	98.44
97									
98	HELENA								
99	(HELENA)	AA---DOMESTIC	B-727-200	1		1			
100			ALL TYPES	1		1	1	1	100.00
101									
102		CZ---DOMESTIC	BH-99	475		475			
103			SWEAR-METRO I	1		1			
104			ALL TYPES	476		476	465	476	98.14
105									
106		NW---DOMESTIC	B-727-200	727		727			
107			ALL TYPES	727		727	730	726	99.45
108									
109		WA---DOMESTIC	B-737-100/200	732		732			
110			B-727-200	3		3			
111			ALL TYPES	735		735	727	719	98.89
112									

TABLE 7
AIRCRAFT DEPARTURES SCHEDULED AND AIRCRAFT DEPARTURES PERFORMED,
BY TYPE OF OPERATION, BY AIRCRAFT TYPE, BY COMMUNITY, AND BY CARRIER

12 MONTHS ENDED DECEMBER 31, 1985

Line No.	Area, state or country Community (Airport name)	Carrier and type of operation	Type of aircraft	Total departures performed: Scheduled service	Total departures performed: Nonscheduled service	Total departures performed: All services	Departures scheduled	Scheduled departures completed: Number	Scheduled departures completed: Percent of departures scheduled
	1	2	3	4	5	6	7	8	9
1	COMMUNITY TOTAL	DOMESTIC	B-727-200	731		731			
2			BH-99	475		475			
3			SWEAR-METRO I	1		1			
4			B-737-100/200	732		732			
5			ALL TYPES	1939		1939	1943	1922	98.91
6	KALISPELL								
7	(GLACIER PARK INTL)	C2---DOMESTIC	SWEAR-METRO I	76		76			
8			BH-99	716		716			
9			ALL TYPES	792		792	833	792	95.07
10									
11		FL---DOMESTIC	B-737-100/200	718		718			
12			ALL TYPES	718		718	729	717	98.35
13									
14		KA---DOMESTIC	B-737-100/200	709		709			
15			ALL TYPES	709		709	729	708	97.11
16									
17	COMMUNITY TOTAL	DOMESTIC	SWEAR-METRO I	76		76			
18			BH-99	716		716			
19			B-737-100/200	1427		1427			
20			ALL TYPES	2219		2219	2291	2217	96.76
21									
22	MISSOULA								
23	(JOHNSON - BELL FIELD)	FL---DOMESTIC	B-737-100/200	1185		1185			
24			ALL TYPES	1185		1185	1229	1185	96.41
25									
26		KN---DOMESTIC	B-727-200	1515		1515			
27			B-727-100	3		3			
28			ALL TYPES	1518		1518	1577	1513	95.94
29									
30		KA---DOMESTIC	B-737-100/200	1475		1475			
31			B-727-200	2		2			
32			ALL TYPES	1477		1477	1544	1471	95.27
33									
34	COMMUNITY TOTAL	DOMESTIC	B-737-100/200	2660		2660			
35			B-727-200	1517		1517			
36			B-727-100	3		3			
37			ALL TYPES	4180		4180	4350	4169	95.85
38									
39	WEST YELLOWSTONE								
40	(YELLOWSTONE)	FL---DOMESTIC	B-737-100/200	206		206			
41			ALL TYPES	206		206	210	206	98.09
42									
43	NEBRASKA								
44	----------								
45									
46	GRAND ISLAND								
47	(GRAND ISLAND AIR PARK)	ZB---DOMESTIC	BAE-146-1	120		120			
48			BAC-111-200	218		218			
49			ALL TYPES	338		338	350	338	96.57
50									
51	LINCOLN								
52	(LINCOLN MUNI)	FL---DOMESTIC	B-737-100/200	1387	1	1388			
53			DC-9-80	142		142			
54			ALL TYPES	1529	1	1530	1556	1526	98.07
55									
56		HP---DOMESTIC	B-737-100/200	501		501			
57			ALL TYPES	501		501	509	495	97.24
58									
59		C2---DOMESTIC	DC-9-10	434		434			
60			DC-9-30	378	9	387			
61			DC-9-40	10	8	18			
62			ALL TYPES	822	17	839	829	819	98.79
63									
64		LA---DOMESTIC	B-737-100/200	688		688			
65			B-727-100	1137	1	1138			
66			B-727-200	145	1	146			
67			B-767-200	1		1			
68			ALL TYPES	1971	2	1973	2000	1957	97.85
69									
70		ZB---DOMESTIC	DASH-7	1		1			
71			BAE-146-1	236		236			
72			BAC-111-200	441		441			
73			ALL TYPES	678		678	711	678	95.35
74									
75	COMMUNITY TOTAL	DOMESTIC	B-737-100/200	2576	1	2577			
76			DC-9-80	142		142			
77			DC-9-10	434		434			
78			DC-9-30	378	9	387			
79			DC-9-40	10	8	18			
80			B-727-100	1137	1	1138			
81			B-727-200	145	1	146			
82			B-767-200	1		1			
83			DASH-7	1		1			
84			BAE-146-1	236		236			
85			BAC-111-200	441		441			
86			ALL TYPES	5502	20	5521	5605	5475	97.68
87									
88	NORTH PLATTE								
89	(LEE BIRD FIELD)	FL---DOMESTIC	B-737-100/200	1		1			
90			ALL TYPES	1		1			
91									
92	OMAHA								
93	(EPPLEY AIRFIELD)	AA---DOMESTIC	B-727-100	1105		1105			
94			B-727-200	1791		1791			
95			B-767-200	1		1			
96			DC-9-80	3		3			
97			ALL TYPES	2900		2900	2968	2900	97.70
98									
99		CO---DOMESTIC	B-727-200	397		397			
100			B-727-100	13		13			
101			DC-9-10	1048		1048			
102			DC-9-30	137		137			
103			DC-9-80	3		3			
104			ALL TYPES	1598		1598	1571	1523	96.94
105									
106		EA---DOMESTIC	DC-9-30	1596		1596			
107			DC-9-50	3		3			
108			B-727-100	119		119			
109			B-727-200	12		12			
110			A-300-B4	1		1			
111			B-757-200	1		1			
112									

TABLE 7
AIRCRAFT DEPARTURES SCHEDULED AND AIRCRAFT DEPARTURES PERFORMED,
BY TYPE OF OPERATION, BY AIRCRAFT TYPE, BY COMMUNITY, AND BY CARRIER

12 MONTHS ENDED DECEMBER 31, 1985

Line No.	Area, state or country Community (Airport name)	Carrier and type of operation	Type of aircraft	Total departures performed: Scheduled service	Total departures performed: Nonscheduled service	Total departures performed: All services	Departures scheduled	Scheduled departures completed: Number	Scheduled departures completed: Percent of departures scheduled
	1	2	3	4	5	6	7	8	9
1	EPPLEY AIRFIELD	EA---DOMESTIC	(CONT.)						
2			ALL TYPES	1732		1732	1769	1722	97.34
3		FL---DOMESTIC	B-737-100/200	1672		1672			
4			DC-9-80	236	1	237			
5			ALL TYPES	1908	1	1909	1956	1905	97.39
6									
7		HP---DOMESTIC	B-737-100/200	1627		1627			
8			ALL TYPES	1627		1627	1646	1617	98.23
9									
10		JK---DOMESTIC	DC-9-10	171		171			
11			ALL TYPES	171		171	177	171	96.61
12									
13		NW---DOMESTIC	B-727-200	1095		1095			
14			B-727-100	398		398			
15			ALL TYPES	1493		1493	1514	1485	98.08
16									
17		CZ---DOMESTIC	DC-9-10	155		155			
18			DC-9-30	942	5	947			
19			DC-9-40	58	1	59			
20			ALL TYPES	1155	6	1201	1203	1188	98.75
21									
22		RC---DOMESTIC	DC-9-50	334		334			
23			DC-9-30	609	1	610			
24			CV-580	5		5			
25			DC-9-10	323		323			
26			B-727-200	7		7			
27			ALL TYPES	1278	1	1279	1281	1257	98.12
28									
29		TB---DOMESTIC	B-727-100	374		374			
30			B-727-200	528		528			
31			DC-9-80	488		488			
32			ALL TYPES	1390		1390	1420	1387	97.67
33									
34		CA---DOMESTIC	B-737-100/200	365		365			
35			B-727-100	283		283			
36			B-727-200	1207	2	1209			
37			DC-10-10	160		160			
38			DC-8-71	834		834			
39			B-767-200	163		163			
40			DC-10-30	2		2			
41			ALL TYPES	3014	2	3016	3054	2958	96.85
42									
43		NA---DOMESTIC	B-737-100/200	567		567			
44			B-727-200	673		673			
45			B-737-300	61		61			
46			ALL TYPES	1301		1301	1311	1269	98.32
47									
48	COMMUNITY TOTAL	DOMESTIC	B-727-100	2292		2292			
49			B-727-200	5710	2	5712			
50			B-767-200	164		164			
51			DC-9-80	730	1	731			
52			DC-9-10	1737		1737			
53			DC-9-30	3284	6	3290			
54			DC-9-50	337		337			
55			A-300-B4	1		1			
56			B-757-200	1		1			
57			B-737-100/200	4231		4231			
58			DC-9-40	58	1	59			
59			CV-580	5		5			
60			DC-10-10	160		160			
61			DC-8-71	834		834			
62			DC-10-30	2		2			
63			B-737-300	61		61			
64			ALL TYPES	19607	10	19617	19870	19402	97.64
65									
66	NEVADA								
67									
68									
69	LAS VEGAS (MC CARRAN INTL)								
70		AA---DOMESTIC	B-727-100	14		14			
71			B-727-200	1963	2	1965			
72			DC-10-10	827		827			
73			B-767-200	115		115			
74			DC-9-80	971		971			
75			DC-10-30	1		1			
76			ALL TYPES	3891	2	3893	3941	3890	98.70
77									
78		AS---DOMESTIC	B-727-100	70		70			
79			B-727-200	45		45			
80			DC-9-80	199		199			
81			ALL TYPES	314		314	332	310	93.37
82									
83		EA---DOMESTIC	B-727-200	1100	266	1366			
84			ALL TYPES	1100	266	1366	1095	1094	99.90
85									
86		CO---DOMESTIC	B-727-200	1489		1489			
87			B-727-100	140		140			
88			DC-9-10	23		23			
89			DC-9-30	534		534			
90			DC-9-80	212		212			
91			DC-10-10	1		1			
92			B-737-300	28		28			
93			ALL TYPES	2427		2427	2429	2396	98.64
94									
95		DL---DOMESTIC	L-1011/100/20	15		15			
96			B-727-200	474		474			
97			DC-8-71	973		973			
98			B-737-100/200	1		1			
99			B-767-200	4		4			
100			B-757-200	2		2			
101			ALL TYPES	1469		1469	1465	1462	99.79
102									
103		EA---DOMESTIC	B-727-200	1783		1783			
104			B-727-100	134		134			
105			B-757-200	1353		1353			
106			L-1011/100/20		2	2			
107			A-300-B4	3		3			
108			ALL TYPES	3273	2	3275	3346	3263	97.51
109									
110		FL---DOMESTIC	B-737-100/200	1568	31	1599			
111			DC-9-80	244	155	399			
112									

TABLE 7
AIRCRAFT DEPARTURES SCHEDULED AND AIRCRAFT DEPARTURES PERFORMED, BY TYPE OF OPERATION, BY AIRCRAFT TYPE, BY COMMUNITY, AND BY CARRIER

12 MONTHS ENDED DECEMBER 31, 1965

Line No.	Area, state or country Community (Airport name)	Carrier and type of operation	Type of aircraft	Total departures performed: Scheduled service	Total departures performed: Nonscheduled service	Total departures performed: All services	Departures scheduled	Scheduled departures completed: Number	Scheduled departures completed: Percent of departures scheduled
	1	2	3	4	5	6	7	8	9
1	MC CARRAN INTL	FL---DOMESTIC	(CONT.)						
2			ALL TYPES	2212	186	2398	2238	2195	98.07
3		FT---DOMESTIC	*B-747F	1		1			
4			*B-727-100	1		1			
5			ALL TYPES	2		2			
6									
7		FW---DOMESTIC	B-737-100/200	68		68			
8			ALL TYPES	68		68	68	68	100.00
9									
10		HA---DOMESTIC	L-1011/100/20	60	1	61			
11			DC-8-80	52		52			
12			ALL TYPES	112	1	113	59	51	86.44
13									
14		HP---DOMESTIC	B-737-100/200	3367		3367			
15			B-737-300	40		40			
16			ALL TYPES	3407		3407	3456	3401	98.40
17									
18		JR---DOMESTIC	DC-9-10	4231		4231			
19			B-737-300	1191		1191			
20			ALL TYPES	5422		5422	5455	5414	99.24
21									
22		MC---DOMESTIC	DC-9-50	1033		1033			
23			DC-9-80	1764		1764			
24			ALL TYPES	2797		2797	2815	2791	99.14
25									
26		NW---DOMESTIC	B-727-200	584		584			
27			DC-10-40	142		142			
28			B-747		54	54			
29			B-727-100	1		1			
30			ALL TYPES	727	54	781	730	724	99.17
31									
32		OZ---DOMESTIC	DC-9-30	188	26	214			
33			DC-9-40	92	53	145			
34			DC-9-80	304	1	305			
35			ALL TYPES	584	80	664	585	594	99.82
36									
37		PA---DOMESTIC	B-727-200	1		1			
38			B-747		1	1			
39			A-300-B4	1		1			
40			ALL TYPES	2	1	3			
41									
42		PS---DOMESTIC	DC-9-80	4983	9	4996			
43			DC-9-30	556		556			
44			BAE-146-2	2063	1	2064			
45			BAE-146-1	6		6			
46			ALL TYPES	7614	10	7624	7643	7562	98.94
47									
48		CT---DOMESTIC	B-727-100	64	1	65			
49			ALL TYPES	64	1	65	73	64	87.67
50									
51		RC---DOMESTIC	DC-9-30	2747	1	2748			
52			DC-9-50		1	1			
53			B-727-200	348	1	349			
54			DC-9-10	896		896			
55			DC-9-80	958		958			
56			ALL TYPES	4949	3	4952	4947	4387	99.78
57									
58		SI---DOMESTIC	DC-9-80	465		465			
59			ALL TYPES	465		465	465	465	100.00
60									
61		TA---DOMESTIC	L-1011/100/20	1		1			
62			ALL TYPES	1		1	1	1	100.00
63									
64		TB---DOMESTIC	B-727-100	10		10			
65			B-727-200	604		604			
66			L-1011/100/20	695	1	696			
67			B-767-200	1		1			
68			DC-8-80	482		482			
69			B-747	1		1			
70			ALL TYPES	1793	1	1794	1755	1743	99.31
71									
72		TB---INTERNATIONAL	B-747	1		1			
73			ALL TYPES	1		1			
74									
75		TB---TOTAL	B-727-100	10		10			
76			B-727-200	604		604			
77			L-1011/100/20	695	1	696			
78			B-767-200	1		1			
79			DC-9-80	482		482			
80			B-747	2		2			
81			ALL TYPES	1794	1	1795	1755	1743	99.31
82									
83		UA---DOMESTIC	B-737-100/200	803		803			
84			B-727-100	163	1	164			
85			B-727-200	902	23	925			
86			DC-10-10	766	1	767			
87			B-747	7		7			
88			DC-8-71	1381	9	1390			
89			B-767-200	707		707			
90			DC-10-30	68		68			
91			ALL TYPES	4797	34	4831	4840	4753	98.20
92									
93		WA---DOMESTIC	B-737-100/200	4871	7	4878			
94			B-727-200	2399	18	2417			
95			DC-10-10	10		10			
96			B-737-300	17		17			
97			ALL TYPES	7297	25	7322	7510	7241	96.41
98									
99		WN---DOMESTIC	B-737-100/200	3985		3985			
100			B-727-200	171		171			
101			B-737-300	689		689			
102			ALL TYPES	4845		4845	4866	4845	99.56
103									
104	COMMUNITY TOTAL	DOMESTIC	B-727-100	596	2	598			
105			B-727-200	11863	310	12173			
106			DC-10-10	1604	1	1605			
107			B-767-200	827		827			
108			DC-9-80	10640	165	10805			
109			DC-10-30	69		69			
110			DC-9-10	5150		5150			
111			DC-9-30	4025	27	4052			
112									

TABLE 7
AIRCRAFT DEPARTURES SCHEDULED AND AIRCRAFT DEPARTURES PERFORMED, BY TYPE OF OPERATION, BY AIRCRAFT TYPE, BY COMMUNITY, AND BY CARRIER

12 MONTHS ENDED DECEMBER 31, 1985

Line No.	Area, state or country Community (Airport name)	Carrier and type of operation	Type of aircraft	Total departures performed: Scheduled service	Total departures performed: Nonscheduled service	Total departures performed: All services	Departures scheduled	Scheduled departures completed: Number	Scheduled departures completed: Percent of departures scheduled
	1	2	3	4	5	6	7	8	9
1	COMMUNITY TOTAL	DOMESTIC	(CONT.)						
2			B-737-300	1965		1965			
3			L-1011/100/20	771	4	775			
4			DC-8-71	2354	9	2363			
5			B-737-100/200	15063	38	15101			
6			B-757-200	1355		1355			
7			A-300-B4	4		4			
8			*B-747F	1		1			
9			*B-727-100	1		1			
10			DC-9-50	1033	1	1034			
11			DC-10-40	142		142			
12			B-747	8	55	63			
13			DC-9-40	92	53	145			
14			BAE-146-2	2063	1	2064			
15			BAE-146-1	6		6			
16			ALL TYPES	55632	666	60298	60114	59204	98.48
17		INTERNATIONAL	B-747	1		1			
18			ALL TYPES	1		1			
19									
20		TOTAL	B-727-100	596	2	598			
21			B-727-200	11863	310	12173			
22			DC-10-10	1604	1	1605			
23			B-767-200	827		827			
24			DC-9-80	10640	165	10805			
25			DC-10-30	69		69			
26			DC-9-10	5150		5150			
27			DC-9-30	4025	27	4052			
28			B-737-300	1965		1965			
29			L-1011/100/20	771	4	775			
30			DC-8-71	2354	9	2363			
31			B-737-100/200	15063	38	15101			
32			B-757-200	1355		1355			
33			A-300-B4	4		4			
34			*B-747F	1		1			
35			*B-727-100	1		1			
36			DC-9-50	1033	1	1034			
37			DC-10-40	142		142			
38			B-747	9	55	64			
39			DC-9-40	92	53	145			
40			BAE-146-2	2063	1	2064			
41			BAE-146-1	6		6			
42			ALL TYPES	55633	666	60299	60114	59204	98.48
43									
44	RENO								
45	(RENO INTL)	AA---DOMESTIC	B-727-200	298		298			
46			B-727-100	1115		1115			
47			DC-9-80	451		451			
48			B-767-200	1		1			
49			ALL TYPES	1865		1865	1928	1865	96.73
50									
51		CC---DOMESTIC	B-727-200	27		27			
52			B-727-100	153		153			
53			DC-9-30	134		134			
54			DC-9-80	33		33			
55			DC-9-10	10		10			
56			ALL TYPES	357		357	397	356	89.67
57									
58		CZ---DOMESTIC	BAC-111-200	2		2			
59			BH-99	5		5			
60			BAC-111-400	30		30			
61			ALL TYPES	37		37	38	37	97.36
62									
63		DA---DOMESTIC	B-727-200	670		670			
64			B-757-200	577		577			
65			B-727-100	3		3			
66			ALL TYPES	1250		1250	1307	1248	95.48
67									
68		EF---DOMESTIC	DC-9-10	199	66	265			
69			ALL TYPES	199	66	265	199	199	100.00
70									
71		FL---DOMESTIC	B-737-100/200	1932		1932			
72			DC-9-80	60		60			
73			ALL TYPES	1992		1992	2096	1990	94.94
74									
75		KA---DOMESTIC	DC-9-80	91		91			
76			ALL TYPES	91		91			
77									
78		JR---DOMESTIC	DC-9-10	736		736			
79			B-737-300	274		274			
80			ALL TYPES	1010		1010	1046	1008	96.36
81									
82		CC---DOMESTIC	B-737-100/200	3468	1	3469			
83			DC-9-80	371		371			
84			B-727-300	479		479			
85			ALL TYPES	4318	1	4319	4453	4091	91.87
86									
87		PA---DOMESTIC	B-727-200	1		1			
88			ALL TYPES	1		1			
89									
90		PS---DOMESTIC	DC-9-80	2144	71	2215			
91			DC-9-30	30		30			
92			BAE-146-2	604		604			
93			BAE-146-1	3		3			
94			ALL TYPES	2781	71	2852	2816	2739	97.26
95									
96		RC---DOMESTIC	DC-9-30	188		188			
97			DC-9-10	595		595			
98			B-727-200	2		2			
99			DC-9-50	3		3			
100			ALL TYPES	786		786	819	782	95.48
101									
102		LA---DOMESTIC	B-737-100/200	885		885			
103			B-727-100	521		521			
104			B-727-200	1505		1505			
105			DC-10-10	3		3			
106			DC-8-71	158	1	159			
107			DC-10-30	1		1			
108			B-767-200	1		1			
109			ALL TYPES	3074	1	3075	3264	3063	93.84
110									
111		WA---DOMESTIC	B-737-100/200	1215		1215			
112									

TABLE 7
AIRCRAFT DEPARTURES SCHEDULED AND AIRCRAFT DEPARTURES PERFORMED, BY TYPE OF OPERATION, BY AIRCRAFT TYPE, BY COMMUNITY, AND BY CARRIER

12 MONTHS ENDED DECEMBER 31, 1985

Line No.	Area, state or country Community (Airport name)	Carrier and type of operation	Type of aircraft	Total departures performed: Scheduled service	Total departures performed: Nonscheduled service	Total departures performed: All services	Departures scheduled	Scheduled departures completed: Number	Scheduled departures completed: Percent of departures scheduled
	1	2	3	4	5	6	7	8	9
1	RENO INTL	NA---DOMESTIC	(CONT.)						
2			B-727-200	660		660			
3			B-737-300	115		115			
4			ALL TYPES	2090		2090	2102	2064	98.19
5	COMMUNITY TOTAL	DOMESTIC	B-727-200	3163		3163			
6			B-727-100	1792		1792			
7			DC-9-80	3150	71	3221			
8			B-767-200	2		2			
9			DC-9-30	352		352			
10			DC-9-10	1540	66	1606			
11			BAC-111-200	2		2			
12			BH-99	5		5			
13			BAC-111-400	30		30			
14			B-757-200	577		577			
15			B-737-100/200	7600	1	7601			
16			B-737-300	868		868			
17			BAE-146-2	604		604			
18			BAE-146-1	3		3			
19			DC-9-50	3		3			
20			DC-10-10	3		3			
21			DC-8-71	158	1	159			
22			DC-10-30	1		1			
23			ALL TYPES	15853	139	15992	20465	19442	95.00
24									
25	NEW HAMPSHIRE								
26									
27									
28	MANCHESTER/CONCORD (MUNICIPAL)	FP---DOMESTIC	F-27 SERIES	756	1	757			
29			DHC-6	98		98			
30			BH-99	7		7			
31			PA-31/34/39	2		2			
32			ALL TYPES	863	1	864	983	863	87.79
33									
34		RC---DOMESTIC	DC-9-50	1		1			
35			ALL TYPES	1		1			
36									
37		LA---DOMESTIC	B-727-100	229		229			
38			B-727-200	396		396			
39			B-737-100/200	6		6			
40			ALL TYPES	631		631	648	630	97.22
41									
42	COMMUNITY TOTAL	DOMESTIC	F-27 SERIES	756	1	757			
43			DHC-6	98		98			
44			BH-99	7		7			
45			PA-31/34/39	2		2			
46			DC-9-50	1		1			
47			B-727-100	229		229			
48			B-727-200	396		396			
49			B-737-100/200	6		6			
50			ALL TYPES	1495	1	1496	1631	1493	91.53
51									
52									
53	NEW JERSEY								
54									
55									
56	ATLANTIC CITY (NAFEC ATLANTIC CITY/POMONA)	TB---DOMESTIC	B-727-100	1		1			
57			ALL TYPES	1		1			
58									
59		LR---DOMESTIC	F-28-4000/600	138	25	163			
60			SWEAR-METRO I	8		8			
61			ALL TYPES	146	25	171	199	146	73.36
62									
63	COMMUNITY TOTAL	DOMESTIC	B-727-100	1		1			
64			F-28-4000/600	138	25	163			
65			SWEAR-METRO I	8		8			
66			ALL TYPES	147	25	172	199	146	73.36
67									
68									
69	NEWARK (NEWARK)	AA---DOMESTIC	B-727-100	14		14			
70			B-727-200	2056	1	2057			
71			DC-10-10	1721		1721			
72			B-767-200	132		132			
73			DC-9-80	1173		1173			
74			DC-10-30	22		22			
75			ALL TYPES	5158	1	5159	5217	5157	98.84
76									
77		AL---DOMESTIC	BAC-111-200	1857		1857			
78			DC-9-30	6189	3	6192			
79			B-727-200	264		264			
80			B-737-100/200	1115		1115			
81			B-737-300	516		516			
82			ALL TYPES	9981	3	9984	10192	9977	97.89
83									
84		CC---DOMESTIC	B-727-100	118		118			
85			B-727-200	1893		1893			
86			DC-10-10	364		364			
87			DC-9-80	325		325			
88			B-737-300	30		30			
89			ALL TYPES	2730		2730	2768	2722	98.33
90									
91		DL---DOMESTIC	DC-9-30	1	3	4			
92			B-727-200	1346	1	1347			
93			L-1011/100/20	1196		1196			
94			DC-8-71	625		625			
95			B-767-200	1089		1089			
96			B-737-100/200	1	1	2			
97			B-757-200	92	2	94			
98			ALL TYPES	4350	7	4357	4359	4333	99.40
99									
100		EA---DOMESTIC	DC-9-30	1462	5	1467			
101			B-727-100	263	2	265			
102			B-727-200	2070	13	2083			
103			L-1011/100/20	1199	2	1201			
104			DC-9-50	1255	4	1259			
105			A-300-B4	3294		3294			
106			A-300-B2	8		8			
107			B-757-200	2462	3	2465			
108			ALL TYPES	12013	29	12042	12224	11984	98.03
109									
110		EA---INTERNATIONAL	B-727-200	178		178			
111									
112									

TABLE 7
AIRCRAFT DEPARTURES SCHEDULED AND AIRCRAFT DEPARTURES PERFORMED, BY TYPE OF OPERATION, BY AIRCRAFT TYPE, BY COMMUNITY, AND BY CARRIER

12 MONTHS ENDED DECEMBER 31, 1985

Line No.	Area, state or country Community (Airport name)	Carrier and type of operation	Type of aircraft	Total departures performed: Scheduled service	Total departures performed: Nonscheduled service	Total departures performed: All services	Departures scheduled	Scheduled departures completed: Number	Scheduled departures completed: Percent of departures scheduled
	1	2	3	4	5	6	7	8	9
1	NEWARK	EA---INTERNATIONAL	(CONT.)						
2			L-1011/100/20	179		179			
3			A-300-84	2		2			
4			ALL TYPES	359		359	365	356	98.08
5		EA---TOTAL	DC-9-30	1462	5	1467			
6			B-727-100	263	2	265			
7			B-727-200	2248	13	2261			
8			L-1011/100/20	1378	2	1360			
9			DC-9-50	1255	4	1259			
10			A-300-84	3296		3296			
11			A-300-82	8		8			
12			B-757-200	2462	3	2465			
13			ALL TYPES	12372	29	12401	12589	12342	96.03
14									
15		FT---DOMESTIC	*B-727-100	270		270			
16			*B-747	1		1			
17			*B-747F	2		2			
18			ALL TYPES	273		273	319	265	83.07
19									
20		PL---DOMESTIC	DC-9-30	52		52			
21			DC-9-10	155	1	156			
22			ALL TYPES	207	1	208	226	207	91.59
23									
24		NW---DOMESTIC	B-727-100	8		8			
25			B-727-200	1739		1739			
26			DC-10-40	1251		1251			
27			B-747	6		6			
28			B-757-200	1		1			
29			ALL TYPES	3005		3005	3039	3004	98.84
30									
31		NY---DOMESTIC	DC-9-30	6858	2	6860			
32			DC-9-80	3049	4	3053			
33			B-737-300	265		265			
34			ALL TYPES	10172	6	10178	10229	10002	97.78
35									
36		PA---DOMESTIC	B-727-200	1		1			
37			ALL TYPES	1		1			
38									
39		PE---DOMESTIC	B-737-100/200	25514		25514			
40			B-727-200	43903		43903			
41			B-747-200	1219		1219			
42			ALL TYPES	70636		70636	73102	70531	96.48
43									
44		PE---INTERNATIONAL	B-747-200	504		504			
45			ALL TYPES	504		504	512	504	98.43
46									
47		PE---TOTAL	B-737-100/200	25514		25514			
48			B-727-200	43903		43903			
49			B-747-200	1723		1723			
50			ALL TYPES	71140		71140	73614	71035	96.49
51									
52		PI---DOMESTIC	B-737-100/200	6364	4	6368			
53			B-727-200	6436	1	6437			
54			F-28-4000/600	1770	1	1771			
55			B-737-300	554		554			
56			ALL TYPES	15624	6	15630	15789	15602	98.81
57									
58		TB---DOMESTIC	B-727-100	489		489			
59			B-727-200	869		869			
60			L-1011/100/20	852		852			
61			B-767-200	32		32			
62			DC-9-80	133		133			
63			ALL TYPES	2375		2375	2438	2369	97.16
64									
65		UA---DOMESTIC	B-737-100/200	546	2	548			
66			B-727-100	11	1	12			
67			B-727-200	53	26	79			
68			DC-10-10	2079	3	2082			
69			B-747	472		472			
70			DC-8-71	696	2	698			
71			B-767-200	555		555			
72			DC-10-30	41		41			
73			ALL TYPES	4853	34	4887	4975	4843	97.34
74									
75		UP---DOMESTIC	SWEARINGEN METRO 1	126		126			
76			F-28-4000/600	882	1	883			
77			ALL TYPES	1008	1	1009	1045	1005	96.17
78									
79		VA---DOMESTIC	*L-188A/C	784		784			
80			*CV-640	423		423			
81			*DC-6	107		107			
82			*DC-8-62	59		59			
83			ALL TYPES	1373		1373	389	389	100.00
84									
85		WA---DOMESTIC	B-727-200	1		1			
86			ALL TYPES	1		1			
87									
88		WC---DOMESTIC	DC-10-30	701	6	707			
89			DC-10-10	386		386			
90			B-727-100	230		230			
91			ALL TYPES	1317	6	1323	1415	1295	91.51
92									
93		YV---DOMESTIC	DC-9-10	51	1	52			
94			ALL TYPES	51	1	52	51	51	100.00
95									
96	COMMUNITY TOTAL	DOMESTIC	B-727-100	1133	3	1136			
97			B-727-200	60671	42	60713			
98			DC-10-10	4550	3	4553			
99			B-767-200	1808		1808			
100			DC-9-30	4660	4	4664			
101			DC-10-30	769	5	770			
102			BAC-111-200	1697		1697			
103			DC-9-50	14562	13	14575			
104			B-737-100/200	34440	7	34447			
105			B-737-300	1365		1365			
106			L-1011/100/20	3247	2	3249			
107			DC-8-71	1321	2	1323			
108			B-757-200	2555	5	2560			
109			DC-9-80	1255	4	1259			
110			A-300-84	3294		3294			
111			A-300-82	6		6			
112									

TABLE 7
AIRCRAFT DEPARTURES SCHEDULED AND AIRCRAFT DEPARTURES PERFORMED,
BY TYPE OF OPERATION, BY AIRCRAFT TYPE, BY COMMUNITY, AND BY CARRIER

12 MONTHS ENDED DECEMBER 31, 1985

Line No.	Area, state or country Community (Airport name)	Carrier and type of operation	Type of aircraft	Total departures performed: Scheduled service	Total departures performed: Nonscheduled service	Total departures performed: All services	Departures scheduled	Scheduled departures completed: Number	Scheduled departures completed: Percent of departures scheduled
	1	2	3	4	5	6	7	8	9
1	COMMUNITY TOTAL	DOMESTIC	(CONT.)						
2			*B-727-100	270		270			
3			*B-747	1		1			
4			*B-747F	2		2			
5			DC-9-10	206	2	208			
6			DC-10-40	1251		1251			
7			B-747	478		478			
8			B-747-200	1219		1219			
9			F-28-4000/600	2652	2	2654			
10			SWEAR-METRO I	126		126			
11			*L-188A/C	764		784			
12			*CV-640	423		423			
13			*DC-6	107		107			
14			*DC-8-62	59		59			
15			ALL TYPES	145128	95	145223	147777	143736	97.26
16		INTERNATIONAL	B-727-200	178		178			
17			L-1011/100/20	179		179			
18			A-300-B4	2		2			
19			B-747-200	504		504			
20			ALL TYPES	863		863	877	862	98.28
21									
22		TOTAL	B-727-100	1133	3	1136			
23			B-727-200	60849	42	60891			
24			DC-10-10	4550	3	4553			
25			B-767-200	1808		1808			
26			DC-9-80	4680	4	4684			
27			DC-10-30	764	6	770			
28			BAC-111-200	1897		1897			
29			DC-9-30	14562	13	14575			
30			B-737-100/200	34440	7	34447			
31			B-737-300	1365		1365			
32			L-1011/100/20	3426	2	3428			
33			DC-8-71	1321	2	1323			
34			B-757-200	2555	5	2560			
35			DC-9-50	1255	4	1259			
36			A-300-B4	2296		2296			
37			A-300-B2	8		8			
38			*B-727-100	270		270			
39			*B-747	1		1			
40			*B-747F	2		2			
41			DC-9-10	206	2	208			
42			DC-10-40	1251		1251			
43			B-747	478		478			
44			B-747-200	1723		1723			
45			F-28-4000/600	2652	2	2654			
46			SWEAR-METRO I	126		126			
47			*L-188A/C	764		764			
48			*CV-640	423		423			
49			*DC-6	107		107			
50			*DC-8-62	59		59			
51			ALL TYPES	145991	95	146086	148654	144598	97.27
52									
53	TRENTON								
54	(MERCER COUNTY)	LA---DOMESTIC	B-737-100/200	436		436			
55			B-727-100	7		7			
56			B-727-200	186		186			
57			ALL TYPES	629		629	657	629	95.73
58									
59	NEW MEXICO								
60									
61									
62	ALBUQUERQUE								
63	(ALBUQUERQUE SUNPRT/KIRTLND AFB)	AA---DOMESTIC	B-727-100	500		500			
64			B-727-200	1738		1738			
65			DC-9-80	299		299			
66			DC-10-10	1		1			
67			ALL TYPES	2538		2538	2564	2538	98.98
68									
69		CC---DOMESTIC	DC-9-10	909		909			
70			B-727-200	626		626			
71			DC-10-10	2		2			
72			B-727-100	422		422			
73			DC-9-30	632		632			
74			DC-9-80	1		1			
75			B-737-300	1		1			
76			ALL TYPES	2793		2793	2828	2779	98.26
77									
78		DL---DOMESTIC	B-727-200	35		35			
79			B-737-100/200	1836		1836			
80			L-1011/100/20	1		1			
81			ALL TYPES	1872		1872	1872	1870	99.89
82									
83		EA---DOMESTIC	B-727-100	307		307			
84			B-727-200	1022		1022			
85			A-300-B4	1		1			
86			B-757-200	2		2			
87			ALL TYPES	1332		1332	1334	1326	99.40
88									
89		FL---DOMESTIC	B-737-100/200	3801	3	3804			
90			ALL TYPES	3801	3	3804	3826	3799	99.29
91									
92		HP---DOMESTIC	B-737-100/200	2367		2367			
93			B-737-300	341		341			
94			ALL TYPES	2708		2708	2729	2704	99.08
95									
96		FS---DOMESTIC	DC-9-80	211		211			
97			DC-9-30	1		1			
98			ALL TYPES	212		212	212	212	100.00
99									
100		NC---DOMESTIC	DC-9-30	5		5			
101			DC-9-80	1		1			
102			ALL TYPES	6		6			
103									
104		TW---DOMESTIC	B-727-100	114		114			
105			B-727-200	483		483			
106			L-1011/100/20	4		4			
107			B-767-200	357		357			
108			DC-9-80	474		474			
109			ALL TYPES	1432		1432	1435	1425	99.30
110									
111		LA---DOMESTIC	B-727-100	777	2	779			
112									

TABLE 7
AIRCRAFT DEPARTURES SCHEDULED AND AIRCRAFT DEPARTURES PERFORMED,
BY TYPE OF OPERATION, BY AIRCRAFT TYPE, BY COMMUNITY, AND BY CARRIER

12 MONTHS ENDED DECEMBER 31, 1985

Line No.	Area, state or country Community (Airport name)	Carrier and type of operation	Type of aircraft	Total departures performed: Scheduled service	Total departures performed: Nonscheduled service	Total departures performed: All services	Departures scheduled	Scheduled departures completed: Number	Scheduled departures completed: Percent of departures scheduled
	1	2	3	4	5	6	7	8	9
1	ALBUQUERQUE SUNPRT/KIRTLAD AFB	LB---DOMESTIC	(CONT.)						
2			B-727-200	151		151			
3			B-737-100/200	352		352			
4			DC-8-71	10	1	11			
5			DC-10-30	1		1			
6			ALL TYPES	1291	3	1294	1286	1267	98.52
7		NA---DOMESTIC	B-737-100/200	2507		2507			
8			B-727-200	188		188			
9			B-737-300	1		1			
10			ALL TYPES	2696		2696	2710	2685	99.07
11									
12		NA---DOMESTIC	B-727-200	152		152			
13			B-737-100/200	9528	2	9530			
14			B-737-300	1469	2	1471			
15			DC-9-50	12		12			
16			ALL TYPES	11161	4	11165	11211	11161	99.55
17									
18	COMMUNITY TOTAL	DOMESTIC	B-727-100	2120	2	2122			
19			B-727-200	4595		4595			
20			DC-9-80	986		986			
21			DC-10-10	3		3			
22			DC-9-10	905		905			
23			DC-9-30	638		638			
24			B-737-300	1812	2	1814			
25			B-737-100/200	20391	5	20396			
26			L-1011/100/20	5		5			
27			A-300-B4	1		1			
28			B-757-200	2		2			
29			B-767-200	357		357			
30			DC-8-71	10	1	11			
31			DC-10-30	1		1			
32			DC-9-50	12		12			
33			ALL TYPES	31942	10	31952	32007	31766	99.24
34									
35	FARMINGTON								
36	(FARMINGTON MUNI)	AF---DOMESTIC	CV-580	782	1	783			
37			BAC-146-1	273		273			
38			ALL TYPES	1055	1	1056	1068	1054	98.68
39									
40	ROSWELL								
41	(INDUSTRIAL AIR CENTER)	RF---DOMESTIC	B-737-100/200	1		1			
42			ALL TYPES	1		1			
43									
44	NEW YORK								
45	----------								
46									
47	ALBANY								
48	(ALBANY COUNTY)	AA---DOMESTIC	B-727-100	1093		1093			
49			B-727-200	340		340			
50			ALL TYPES	1433		1433	1459	1433	98.21
51									
52		AL---DOMESTIC	BAC-111-200	651		651			
53			DC-9-30	3082	43	3125			
54			B-727-200	351		351			
55			B-737-100/200	1050	16	1066			
56			B-737-300	217		217			
57			ALL TYPES	5351	59	5410	5416	5348	98.74
58									
59		CC---DOMESTIC	DC-9-80	1		1			
60			ALL TYPES	1		1			
61									
62		CA---DOMESTIC	B-727-100	296		296			
63			B-727-200	144		144			
64			DC-9-30	298		298			
65			DC-9-50	351		351			
66			ALL TYPES	1089		1089	1106	1084	98.01
67									
68		PC---DOMESTIC	B-737-100/200	380		380			
69			B-727-200	86		86			
70			ALL TYPES	466		466	488	466	95.49
71									
72		PI---DOMESTIC	B-737-100/200	484		484			
73			F-28-4000/600	240		240			
74			B-727-200	1		1			
75			ALL TYPES	725		725	730	724	99.17
76									
77		PN---DOMESTIC	DHC-6	329		329			
78			PA-31/34/39	122		122			
79			ALL TYPES	451		451	538	435	80.85
80									
81		RC---DOMESTIC	DC-9-50	6		6			
82			DC-9-10	429		429			
83			DC-9-30	276		276			
84			ALL TYPES	715		715	715	710	99.30
85									
86		LA---DOMESTIC	B-727-100	229		229			
87			B-727-200	401		401			
88			B-737-100/200	921	1	922			
89			ALL TYPES	1551	1	1552	1633	1544	94.54
90									
91		LR---DOMESTIC	F-28-4000/600	1200	7	1207			
92			SNEAR-METRO I	62		62			
93			ALL TYPES	1262	7	1269	1344	1277	95.01
94									
95	COMMUNITY TOTAL	DOMESTIC	B-727-100	1618		1618			
96			B-727-200	1323		1323			
97			BAC-111-200	651		651			
98			DC-9-30	3658	43	3701			
99			B-737-100/200	2835	17	2852			
100			B-737-300	217		217			
101			DC-9-50	1		1			
102			DC-9-30	359		359			
103			F-28-4000/600	1440	7	1447			
104			DHC-6	329		329			
105			PA-31/34/39	122		122			
106			DC-9-10	429		429			
107			SNEAR-METRO I	82		82			
108			ALL TYPES	13064	67	13131	13429	13021	96.96
109									
110	BINGHAMTON/ENDCT/JOHNSN CTY								
111	(BROOME COUNTY)	AL---DOMESTIC	BAC-111-200	382		382			
112									

TABLE 7
AIRCRAFT DEPARTURES SCHEDULED AND AIRCRAFT DEPARTURES PERFORMED, BY TYPE OF OPERATION, BY AIRCRAFT TYPE, BY COMMUNITY, AND BY CARRIER

12 MONTHS ENDED DECEMBER 31, 1985

Line No.	Area, state or country Community (Airport name)	Carrier and type of operation	Type of aircraft	Total departures performed: Scheduled service	Total departures performed: Nonscheduled service	Total departures performed: All services	Departures scheduled	Scheduled departures completed: Number	Scheduled departures completed: Percent of departures scheduled
	1	2	3	4	5	6	7	8	9
1	BROOME COUNTY	AL---DOMESTIC	(CONT.)						
2			DC-9-30	791		791			
3			B-737-100/200	224	12	236			
4			B-737-300	1		1			
5			ALL TYPES	1358	12	1410	1425	1396	96.19
6		LR---DOMESTIC	F-28-4000/600	1292	1	1293			
7			SWEAR-METRO I	1143		1143			
8			ALL TYPES	2435	1	2436	2582	2433	94.22
9									
10	COMMUNITY TOTAL	DOMESTIC	BAC-111-200	382		382			
11			DC-9-30	791		791			
12			B-737-100/200	224	12	236			
13			B-737-300	1		1			
14			F-28-4000/600	1292	1	1293			
15			SWEAR-METRO I	1143		1143			
16			ALL TYPES	3833	13	3846	4007	3831	95.60
17									
18	BUFFALO/NIAGARA FALLS								
19	(GREATER BUFFALO INTERNATIONAL)	AA---DOMESTIC	B-727-100	79		79			
20			B-727-200	105		105			
21			DC-9-80	1209		1209			
22			ALL TYPES	1393		1393	1456	1393	95.67
23									
24		AL---DOMESTIC	BAC-111-200	2914		2914			
25			DC-9-30	9357	179	9536			
26			B-727-200	683		683			
27			B-737-100/200	2147	116	2263			
28			B-737-300	642		642			
29			ALL TYPES	15723	295	16018	16332	15715	96.22
30									
31		EA---DOMESTIC	DC-9-30	698		698			
32			DC-9-50	6		6			
33			A-300-B4	246		246			
34			B-757-200	738		738			
35			B-727-100	179		179			
36			B-727-200	353	5	358			
37			L-1011/100/20	82		82			
38			ALL TYPES	2302	5	2307	2363	2300	97.33
39									
40		FB---DOMESTIC	B-727-100	1		1			
41			ALL TYPES	1		1	1	1	100.00
42									
43		FE---DOMESTIC	B-737-100/200	864		864			
44			B-727-200	2950		2950			
45			ALL TYPES	3814		3814	4072	3807	93.49
46									
47		FI---DOMESTIC	B-737-100/200	31	10	41			
48			ALL TYPES	31	10	41	34	31	91.17
49									
50		RC---DOMESTIC	DC-9-50	117	1	118			
51			DC-9-10	167		167			
52			DC-9-30	627		627			
53			B-727-200	478	2	480			
54			ALL TYPES	1389	3	1392	1424	1377	96.69
55									
56		TB---DOMESTIC	B-727-200	2		2			
57			ALL TYPES	2		2			
58									
59		UA---DOMESTIC	B-737-100/200	61	1	62			
60			B-727-100	287		287			
61			B-727-200	1268	6	1274			
62			DC-10-10	1		1			
63			ALL TYPES	1617	7	1624	1678	1592	94.87
64									
65		UP---DOMESTIC	SWEAR-METRO I	807		807			
66			F-28-4000/600	2613	30	2643			
67			ALL TYPES	3420	30	3450	3552	3389	95.41
68									
69		VK---DOMESTIC	*L-188A/C	92		92			
70			*CV-640	72		72			
71			*DC-6	224		224			
72			*DC-8-30	2		2			
73			*DC-8-62	51		51			
74			*DC-8-50F	1		1			
75			ALL TYPES	442		442	260	260	100.00
76									
77		WA---DOMESTIC	B-727-200	1		1			
78			ALL TYPES	1		1			
79									
80	AIRPORT TOTAL	DOMESTIC	B-727-100	546		546			
81			B-727-200	5820	13	5833			
82			DC-9-80	1209		1209			
83			BAC-111-200	2914		2914			
84			DC-9-30	10682	179	10861			
85			B-737-100/200	3103	127	3230			
86			B-737-300	642		642			
87			DC-9-50	123	1	124			
88			A-300-B4	246		246			
89			B-757-200	738		738			
90			L-1011/100/20	82		82			
91			DC-9-10	167		167			
92			DC-10-10	1		1			
93			SWEAR-METRO I	807		807			
94			F-28-4000/600	2613	30	2643			
95			*L-188A/C	92		92			
96			*CV-640	72		72			
97			*DC-6	224		224			
98			*DC-8-30	2		2			
99			*DC-8-62	51		51			
100			*DC-8-50F	1		1			
101			ALL TYPES	30135	350	30485	31172	29865	95.80
102									
103	(INTERNATIONAL)	LR---DOMESTIC	F-28-4000/600	1		1			
104			ALL TYPES	1		1			
105									
106	COMMUNITY TOTAL BY CARRIER	AA---DOMESTIC	DC-9-80	1209		1209			
107			B-727-100	79		79			
108			B-727-200	105		105			
109			ALL TYPES	1393		1393	1456	1393	95.67
110									
111		AL---DOMESTIC	BAC-111-200	2914		2914			
112									

TABLE 7
AIRCRAFT DEPARTURES SCHEDULED AND AIRCRAFT DEPARTURES PERFORMED, BY TYPE OF OPERATION, BY AIRCRAFT TYPE, BY COMMUNITY, AND BY CARRIER

12 MONTHS ENDED DECEMBER 31, 1985

Line No.	Area, state or country Community (Airport name)	Carrier and type of operation	Type of aircraft	Total departures performed: Scheduled service	Total departures performed: Nonscheduled service	Total departures performed: All service	Departures scheduled	Scheduled departures completed: Number	Scheduled departures completed: Percent of departures scheduled
	1	2	3	4	5	6	7	8	9
1	COMMUNITY TOTAL BY CARRIER	AL---DOMESTIC	(CONT.)						
2			B-737-300	642		642			
3			B-737-100/200	2147	116	2263			
4			DC-9-30	9357	179	9536			
5			B-727-200	663		663			
6			ALL TYPES	15723	295	16018	16332	15715	96.22
7		LA---DOMESTIC	B-757-200	738		738			
8			DC-9-30	696		696			
9			DC-9-50	6		6			
10			A-300-B4	246		246			
11			B-727-100	179		179			
12			B-727-200	353	5	356			
13			L-1011/100/20	82		82			
14			ALL TYPES	2302	5	2307	2363	2300	97.33
15									
16		FB---DOMESTIC	B-727-100	1		1			
17			ALL TYPES	1		1	1	1	100.00
18									
19		FE---DOMESTIC	B-737-100/200	864		864			
20			B-727-200	2950		2950			
21			ALL TYPES	3814		3814	4072	3807	93.49
22									
23		PI---DOMESTIC	B-737-100/200	31	10	41			
24			ALL TYPES	31	10	41	34	31	91.17
25									
26		RC---DOMESTIC	DC-9-10	167		167			
27			DC-9-30	627		627			
28			DC-9-50	117	1	118			
29			B-727-200	478	2	480			
30			ALL TYPES	1389	3	1392	1424	1377	96.69
31									
32		TW---DOMESTIC	B-727-200	2		2			
33			ALL TYPES	2		2			
34									
35		UA---DOMESTIC	B-737-100/200	61	1	62			
36			B-727-100	287		287			
37			B-727-200	1268	6	1274			
38			DC-10-10	1		1			
39			ALL TYPES	1617	7	1624	1678	1592	94.87
40									
41		UK---DOMESTIC	SWEAR-METRO I	807		807			
42			F-28-4000/600	2614	30	2644			
43			ALL TYPES	3421	30	3451	3552	3389	95.41
44									
45		US---DOMESTIC	*DC-8	224		224			
46			*CV-640	72		72			
47			*L-188A/C	92		92			
48			*DC-8-30	2		2			
49			*DC-8-50F	1		1			
50			*DC-9-62	51		51			
51			ALL TYPES	442		442	260	260	100.00
52									
53		WA---DOMESTIC	B-727-200	1		1			
54			ALL TYPES	1		1			
55									
56	COMMUNITY TOTAL	DOMESTIC	B-727-100	546		546			
57			B-727-200	5820	13	5833			
58			DC-9-80	1209		1209			
59			BAC-111-200	2914		2914			
60			DC-9-30	10682	179	10861			
61			B-737-100/200	3103	127	3230			
62			B-737-300	642		642			
63			DC-9-50	123	1	124			
64			A-300-B4	246		246			
65			B-757-200	738		738			
66			L-1011/100/20	82		82			
67			DC-9-10	167		167			
68			DC-10-10	1		1			
69			SWEAR-METRO I	807		807			
70			F-28-4000/600	2614	30	2644			
71			*L-188A/C	92		92			
72			*CV-640	72		72			
73			*DC-8	224		224			
74			*DC-8-30	2		2			
75			*DC-9-62	51		51			
76			*DC-8-50F	1		1			
77			ALL TYPES	30136	350	30486	31172	29865	95.80
78									
79	ELMIRA/CORNING (CHEMUNG COUNTY)	AL---DOMESTIC	BAC-111-200	652		652			
80			DC-9-30	956		956			
81			ALL TYPES	1608		1608	1623	1607	99.01
82									
83		LR---DOMESTIC	SWEAR-METRO I	63		63			
84			F-28-4000/600	997	3	1000			
85			ALL TYPES	1060	3	1063	1073	1054	98.22
86									
87	COMMUNITY TOTAL	DOMESTIC	BAC-111-200	652		652			
88			DC-9-30	956		956			
89			SWEAR-METRO I	63		63			
90			F-28-4000/600	997	3	1000			
91			ALL TYPES	2668	3	2671	2696	2661	98.70
92									
93	ISLIP, LONG ISLAND (LONG ISLAND-MACARTHUR)	AA---DOMESTIC	B-727-100	143		143			
94			B-727-200	30		30			
95			DC-9-80	795		795			
96			ALL TYPES	968		968	1033	968	93.70
97									
98		AL---DOMESTIC	BAC-111-200	150		150			
99			DC-9-30	1323		1323			
100			B-737-100/200	140		140			
101			B-727-200	156		156			
102			B-737-300	132		132			
103			ALL TYPES	1961		1961	2032	1981	97.49
104									
105		EA---DOMESTIC	B-727-200	1540		1540			
106			B-727-100	437		437			
107			DC-9-30	1		1			
108			ALL TYPES	1978		1978	2025	1965	97.03
109									
110									
111									
112									

TABLE 7
AIRCRAFT DEPARTURES SCHEDULED AND AIRCRAFT DEPARTURES PERFORMED,
BY TYPE OF OPERATION, BY AIRCRAFT TYPE, BY COMMUNITY, AND BY CARRIER

12 MONTHS ENDED DECEMBER 31, 1985

Line No.	Area, state or country Community (Airport name)	Carrier and type of operation	Type of aircraft	Total departures performed: Scheduled service	Total departures performed: Nonscheduled service	Total departures performed: All services	Departures scheduled	Scheduled departures completed: Number	Scheduled departures completed: Percent of departures scheduled
	1	2	3	4	5	6	7	8	9
1	LONG ISLAND-MACARTHUR	(CONT.)							
2		FB---DOMESTIC	F-27 SERIES	114		114			
3			DHC-6	333		333			
4			BN-99	41		41			
5			PA-31/34/39	251		251			
6			ALL TYPES	739		739	1033	739	71.53
7		UA---DOMESTIC	B-727-100	560		560			
8			B-727-200	32		32			
9			B-737-100/200	2		2			
10			ALL TYPES	594		594	653	593	90.81
11									
12		UR---DOMESTIC	SWEAR-METRO I	616		616			
13			F-28-4000/600	7	5	12			
14			ALL TYPES	623	5	628	671	623	92.84
15									
16	COMMUNITY TOTAL	DOMESTIC	B-727-100	1140		1140			
17			B-727-200	1798		1798			
18			DC-9-80	755		755			
19			BAC-111-200	190		190			
20			DC-9-30	1324		1324			
21			B-737-100/200	142		142			
22			B-737-300	132		132			
23			F-27 SERIES	114		114			
24			DHC-6	333		333			
25			BN-99	41		41			
26			PA-31/34/39	251		251			
27			SWEAR-METRO I	616		616			
28			F-28-4000/600	7	5	12			
29			ALL TYPES	6683	5	6688	7447	6869	92.23
30									
31	ITHACA/CORTLAND (TOMPKINS COUNTY)								
32		AL---DOMESTIC	BAC-111-200	507		507			
33			DC-9-30	867		867			
34			ALL TYPES	1374		1374	1401	1373	98.00
35									
36		UR---DOMESTIC	SWEAR-METRO I	489		489			
37			F-28-4000/600	1843	4	1847			
38			ALL TYPES	2332	4	2336	2389	2323	97.23
39									
40	COMMUNITY TOTAL	DOMESTIC	BAC-111-200	507		507			
41			DC-9-30	867		867			
42			SWEAR-METRO I	489		489			
43			F-28-4000/600	1843	4	1847			
44			ALL TYPES	3706	4	3710	3790	3696	97.51
45									
46	NEWBURGH (STEWART)								
47		CC---DOMESTIC	B-727-200	1		1			
48			ALL TYPES	1		1			
49									
50		JV---DOMESTIC	*DC-8-63F	66		66			
51			*DC-8-62	4		4			
52			*DC-8-63	4		4			
53			ALL TYPES	74		74	74	74	100.00
54									
55		JV---INTERNATIONAL	*DC-8-63F	2		2			
56			ALL TYPES	2		2	2	2	100.00
57									
58		JV---TOTAL	*DC-8-63F	68		68			
59			*DC-8-62	4		4			
60			*DC-8-63	4		4			
61			ALL TYPES	76		76	76	76	100.00
62									
63		PA---INTERNATIONAL	B-747	1		1			
64			ALL TYPES	1		1			
65									
66		TW---DOMESTIC	B-727-100	1		1			
67			L-1011/100/20	1		1			
68			ALL TYPES	2		2			
69									
70	COMMUNITY TOTAL	DOMESTIC	B-727-200	1		1			
71			*DC-8-63F	66		66			
72			*DC-8-62	4		4			
73			*DC-8-63	4		4			
74			B-727-100	1		1			
75			L-1011/100/20	1		1			
76			ALL TYPES	77		77	74	74	100.00
77									
78		INTERNATIONAL	*DC-8-63F	2		2			
79			B-747	1		1			
80			ALL TYPES	3		3	2	2	100.00
81									
82		TOTAL	B-727-200	1		1			
83			*DC-8-63F	68		68			
84			*DC-8-62	4		4			
85			*DC-8-63	4		4			
86			B-747	1		1			
87			B-727-100	1		1			
88			L-1011/100/20	1		1			
89			ALL TYPES	80		80	76	76	100.00
90									
91	NEW YORK (JOHN F KENNEDY INTL)								
92		AA---DOMESTIC	B-727-100	191		191			
93			B-727-200	1398		1398			
94			DC-10-10	3760		3760			
95			DC-10-30	19		19			
96			B-767-200	1851		1851			
97			ALL TYPES	7219		7219	7331	7175	97.87
98									
99		AA---INTERNATIONAL	DC-10-30	1		1			
100			B-727-100	93		93			
101			B-727-200	761		761			
102			DC-10-10	1688		1688			
103			ALL TYPES	2543		2543	2554	[illegible]	98.47
104									
105		AA---TOTAL	B-727-100	284		284			
106			B-727-200	2159		2159			
107			DC-10-10	5448		5448			
108			DC-10-30	20		20			
109			B-767-200	1851		1851			
110			ALL TYPES	9762		9762	9885	9690	98.02
111									
112									

TABLE 7
AIRCRAFT DEPARTURES SCHEDULED AND AIRCRAFT DEPARTURES PERFORMED,
BY TYPE OF OPERATION, BY AIRCRAFT TYPE, BY COMMUNITY, AND BY CARRIER

12 MONTHS ENDED DECEMBER 31, 1985

Line No.	Area, state or country Community (Airport name)	Carrier and type of operation	Type of aircraft	Total departures performed: Scheduled service	Total departures performed: Nonscheduled service	Total departures performed: All services	Departures scheduled	Scheduled departures completed: Number	Scheduled departures completed: Percent of departures scheduled
	1	2	3	4	5	6	7	8	9
1	JOHN F KENNEDY INTL	(CONT.)							
2		AL---DOMESTIC	BAC-111-200	1427		1427			
3			DC-9-30	146	3	149			
4			B-737-100/200	8	1	9			
5			B-727-200	1		1			
6			ALL TYPES	1582	4	1586	1641	1580	96.28
7		CC---DOMESTIC	B-727-100	841	1	842			
8			ALL TYPES	841	1	842	877	841	95.89
9									
10		DL---DOMESTIC	B-727-200	1355	1	1356			
11			L-1011/100/20	1152	2	1154			
12			DC-9-30	1	2	3			
13			B-757-200	264		264			
14			B-767-200	1		1			
15			ALL TYPES	2773	5	2778	2780	2763	99.38
16									
17		DL---INTERNATIONAL	L-1011/100/20	151		151			
18			ALL TYPES	151		151	151	151	100.00
19									
20		DL---TOTAL	B-727-200	1355	1	1356			
21			L-1011/100/20	1303	2	1305			
22			DC-9-30	1	2	3			
23			B-757-200	264		264			
24			B-767-200	1		1			
25			ALL TYPES	2924	5	2929	2931	2914	99.41
26									
27		EA---DOMESTIC	DC-9-30	305		305			
28			B-727-100	579		579			
29			B-727-200	2012		2012			
30			L-1011/100/20	1604	4	1608			
31			DC-9-50	491		491			
32			A-300-B4	1874	1	1875			
33			B-757-200	1002		1002			
34			A-300-B2	1		1			
35			ALL TYPES	8068	5	8073	8262	8009	96.93
36									
37		EA---INTERNATIONAL	B-727-200	315		315			
38			L-1011/100/20	471	1	472			
39			A-300-B4	214		214			
40			ALL TYPES	1000	1	1001	1061	999	94.15
41									
42		EA---TOTAL	DC-9-30	305		305			
43			B-727-100	579		579			
44			B-727-200	2327		2327			
45			L-1011/100/20	2275	5	2280			
46			DC-9-50	491		491			
47			A-300-B4	2089	1	2089			
48			B-757-200	1002		1002			
49			A-300-B2	1		1			
50			ALL TYPES	9068	6	9074	9323	9068	96.62
51									
52		EZ---DOMESTIC	*B-727-100	113		113			
53			*DC-8-70	66		66			
54			ALL TYPES	179		179	276	179	64.85
55									
56		FF---INTERNATIONAL	B-747	131	190	321			
57			ALL TYPES	131	190	321	131	131	100.00
58									
59		FT---DOMESTIC	*B-747	614		614			
60			*B-747F	898		898			
61			B-747-200		1	1			
62			*B-727-100	2		2			
63			ALL TYPES	1514	1	1515	1730	1363	78.78
64									
65		FT---INTERNATIONAL	*B-747	97		97			
66			*B-747F	333	6	339			
67			ALL TYPES	430	6	436	458	358	78.16
68									
69		FT---TOTAL	*B-747	711		711			
70			*B-747F	1231	6	1237			
71			B-747-200		1	1			
72			*B-727-100	2		2			
73			ALL TYPES	1944	7	1951	2188	1721	78.65
74									
75		JB---DOMESTIC	DC-8-50	1		1			
76			DC-10-30	113	2	115			
77			B-727-100	138		138			
78			DC-10-10	275	10	285			
79			B-727-200	124		124			
80			*DC-8-63F	2		2			
81			ALL TYPES	653	12	665	654	654	100.00
82									
83		JB---INTERNATIONAL	DC-10-30	1	7	8			
84			B-727-200	1		1			
85			*DC-8-63F	13		13			
86			ALL TYPES	15	7	22	15	15	100.00
87									
88		JB---TOTAL	DC-8-50	1		1			
89			DC-10-30	114	9	123			
90			B-727-100	138		138			
91			DC-10-10	275	10	285			
92			B-727-200	125		125			
93			*DC-8-63F	15		15			
94			ALL TYPES	668	19	687	669	669	100.00
95									
96		NB---DOMESTIC	B-727-200	248		248			
97			DC-10-40	77		77			
98			B-747	179		179			
99			*B-747F	403	1	404			
100			B-757-200	208		208			
101			B-727-100	1		1			
102			ALL TYPES	1116	1	1117	1142	1111	97.28
103									
104		NB---INTERNATIONAL	B-747	618		618			
105			*B-747F		3	3			
106			ALL TYPES	618	3	621	620	617	99.51
107									
108		NB---TOTAL	B-727-200	248		248			
109			DC-10-40	77		77			
110			B-747	797		797			
111			*B-747F	403	4	407			
112									

TABLE 7
AIRCRAFT DEPARTURES SCHEDULED AND AIRCRAFT DEPARTURES PERFORMED,
BY TYPE OF OPERATION, BY AIRCRAFT TYPE, BY COMMUNITY, AND BY CARRIER

12 MONTHS ENDED DECEMBER 31, 1965

Line No.	Area, state or country Community (Airport name)	Carrier and type of operation	Type of aircraft	Total departures performed: Scheduled service	Nonscheduled service	All services	Departures scheduled	Scheduled departures completed: Number	Percent of departures scheduled
	1	2	3	4	5	6	7	8	9
1	JOHN F KENNEDY INTL	NA---TOTAL	(CONT.)						
2			B-757-200	208		208			
3			B-727-100	1		1			
4			ALL TYPES	1734	4	1736	1762	1726	99.07
5		PA---DOMESTIC	B-747	880	2	882			
6			B-747SP	316		316			
7			DC-10-30	2		2			
8			B-727-200	7963	2	7965			
9			L-1011-500 TR	618		618			
10			B-747-200	125		125			
11			A-300-B4	1471		1471			
12			ALL TYPES	11375	4	11379	12392	11341	91.51
13									
14		PA---INTERNATIONAL	B-747	3439	5	3444			
15			B-747SP	1011	1	1012			
16			B-747-200	432		432			
17			L-1011-500 TR	317		317			
18			DC-10-30	2		2			
19			B-727-200	608		608			
20			A-300-B4	886		886			
21			ALL TYPES	6695	6	6701	7068	6669	94.35
22									
23		PA---TOTAL	B-747	4319	7	4326			
24			B-747SP	1327	1	1328			
25			DC-10-30	4		4			
26			B-727-200	8571	2	8573			
27			L-1011-500 TR	935		935			
28			B-747-200	557		557			
29			A-300-B4	2357		2357			
30			ALL TYPES	18070	10	18080	15460	18010	92.54
31									
32		PP---DOMESTIC	F-28-4000/600	614		614			
33			F-27 SERIES	202		202			
34			DHC-6	2487		2487			
35			BN-2	9		8			
36			PA-31/34/39	24		24			
37			ALL TYPES	3335		3335	3654	3292	90.09
38									
39		RL---DOMESTIC	DC-9-33	596		596			
40			DC-9-10	3		3			
41			DC-9-50	14		14			
42			ALL TYPES	613		613	622	608	97.74
43									
44		TA---DOMESTIC	B-747	11		11			
45			ALL TYPES	11		11	11	11	100.00
46									
47		TW---DOMESTIC	B-727-100	1584		1584			
48			B-727-200	7725		7725			
49			L-1011/100/20	3678		3678			
50			B-747	685		685			
51			B-747SP	7		7			
52			B-767-200	875		875			
53			DC-9-80	285		285			
54			ALL TYPES	14839		14839	15039	14817	98.52
55									
56		TW---INTERNATIONAL	B-747	3537		3537			
57			L-1011/100/20	1503		1503			
58			B-747SP	108	1	109			
59			B-767-200	118		118			
60			ALL TYPES	5266	1	5267	5365	5255	97.94
61									
62		TW---TOTAL	B-727-100	1584		1584			
63			B-727-200	7725		7725			
64			L-1011/100/20	5181		5181			
65			B-747	4222		4222			
66			B-747SP	115	1	116			
67			B-767-200	993		993			
68			DC-9-80	285		285			
69			ALL TYPES	20105	1	20106	20404	20072	98.37
70									
71		UA---DOMESTIC	B-727-100	180	1	181			
72			B-727-200	469	5	474			
73			DC-10-10	366	2	368			
74			B-747	62		62			
75			DC-8-71	257	1	258			
76			B-767-200	2099	1	2100			
77			DC-10-30	4		4			
78			B-737-100/200	83	2	85			
79			ALL TYPES	3520	12	3532	3658	3516	96.11
80									
81		UR---DOMESTIC	SWEARINGEN METRO II	29		29			
82			F-28-4000/600	6662	4	6666			
83			ALL TYPES	6691	4	6695	6800	6649	97.77
84									
85		WA---DOMESTIC	B-727-200	723		723			
86			ALL TYPES	723		723	729	723	99.17
87									
88	AIRPORT TOTAL	DOMESTIC	B-727-100	3514	2	3516			
89			B-727-200	22018	8	22026			
90			DC-10-10	4401	12	4413			
91			DC-10-30	138	2	140			
92			B-767-200	4826	1	4827			
93			BAC-111-200	1427		1427			
94			DC-9-30	1048	5	1053			
95			B-737-100/200	91	3	94			
96			L-1011/100/20	6634	6	6640			
97			B-757-200	1474		1474			
98			DC-9-50	505		505			
99			A-300-B4	3345	1	3346			
100			A-300-B2	1		1			
101			*B-727-100	115		115			
102			*DC-8-73	66		66			
103			*B-747	614		614			
104			*B-747F	1301	1	1302			
105			B-747-200	125	1	126			
106			DC-8-50	1		1			
107			*DC-8-63F	2		2			
108			DC-10-40	77		77			
109			B-747	1817	2	1819			
110			B-747SP	323		323			
111			L-1011-500 TR	618		618			
112									

TABLE 7
AIRCRAFT DEPARTURES SCHEDULED AND AIRCRAFT DEPARTURES PERFORMED, BY TYPE OF OPERATION, BY AIRCRAFT TYPE, BY COMMUNITY, AND BY CARRIER

12 MONTHS ENDED DECEMBER 31, 1985

Line No.	Area, state or country Community (Airport name)	Carrier and type of operation	Type of aircraft	Total departures performed: Scheduled service	Total departures performed: Nonscheduled service	Total departures performed: All services	Departures scheduled	Scheduled departures completed: Number	Scheduled departures completed: Percent of departures scheduled
	1	2	3	4	5	6	7	8	9
1	AIRPORT TOTAL	DOMESTIC	(CONT.)						
2			F-28-4000/600	7276	4	7280			
3			F-27 SERIES	202		202			
4			DHC-6	2467		2467			
5			BH-99	8		8			
6			PA-31/34/39	24		24			
7			DC-9-10	3		3			
8			DC-9-80	285		285			
9			DC-8-71	257	1	258			
10			SWEAR-METRO 1	29		29			
11			ALL TYPES	65052	49	65101	67598	64632	95.61
12		INTERNATIONAL	DC-10-30	4	7	11			
13			B-727-100	93		93			
14			B-727-200	1665		1665			
15			DC-10-10	1688		1688			
16			L-1011/100/20	2125	1	2126			
17			A-300-84	1100		1100			
18			B-747	7725	195	7920			
19			*B-747	97		97			
20			*B-747F	333	9	342			
21			*DC-8-63F	13		13			
22			B-747SP	1119	2	1121			
23			B-747-200	432		432			
24			L-1011-500 TR	317		317			
25			B-767-200	118		118			
26			ALL TYPES	16849	214	17063	17423	16710	95.90
27									
28		TOTAL	B-727-100	3607	2	3609			
29			B-727-200	23703	8	23711			
30			DC-10-10	6089	12	6101			
31			DC-10-30	142	9	151			
32			B-767-200	4944	1	4945			
33			BAC-111-200	1427		1427			
34			DC-9-30	1048	5	1053			
35			B-737-100/200	91	3	94			
36			L-1011/100/20	8759	7	8766			
37			B-757-200	1474		1474			
38			DC-9-50	505		505			
39			A-300-84	4445	1	4446			
40			A-300-82	1		1			
41			*B-727-100	115		115			
42			*DC-8-73	66		66			
43			B-747	5542	197	5739			
44			*B-747	711		711			
45			*B-747F	1634	10	1644			
46			B-747-200	557	1	558			
47			DC-8-50	1		1			
48			*DC-8-63F	15		15			
49			DC-10-40	77		77			
50			B-747SP	1442	2	1444			
51			L-1011-500 TR	935		935			
52			F-28-4000/600	7276	4	7280			
53			F-27 SERIES	202		202			
54			DHC-6	2467		2467			
55			BH-99	8		8			
56			PA-31/34/39	24		24			
57			DC-9-10	3		3			
58			DC-9-80	285		285			
59			DC-8-71	257	1	258			
60			SWEAR-METRO 1	29		29			
61			ALL TYPES	81901	263	82164	85021	81342	95.67
62									
63	(LA GUARDIA)	AA---DOMESTIC	B-727-100	870		870			
64			B-727-200	8100	2	8102			
65			DC-10-10	1863		1863			
66			B-767-200	1596		1596			
67			ALL TYPES	12429	2	12431	12554	12425	95.91
68									
69		AA---INTERNATIONAL	B-727-200	446		446			
70			B-727-100	1		1			
71			ALL TYPES	447		447	453	447	98.67
72									
73		AA---TOTAL	B-727-100	871		871			
74			B-727-200	8546	2	8548			
75			DC-10-10	1863		1863			
76			B-767-200	1596		1596			
77			ALL TYPES	12876	2	12878	13407	12872	96.00
78									
79		AL---DOMESTIC	BAC-111-200	1850		1850			
80			DC-9-30	8027	6	8033			
81			B-727-200	182		182			
82			B-737-100/200	1212		1212			
83			B-737-300	220		220			
84			ALL TYPES	11491	6	11497	11839	11480	96.96
85									
86		BN---DOMESTIC	B-727-200	1249		1249			
87			ALL TYPES	1249		1249	1261	1248	98.96
88									
89		CC---DOMESTIC	B-727-100	340	1	341			
90			ALL TYPES	340	1	341	388	340	87.62
91									
92		CC---DOMESTIC	B-727-200	1387		1387			
93			B-727-100	33		33			
94			DC-10-10	214		214			
95			DC-9-80	795		795			
96			DC-9-30	1		1			
97			ALL TYPES	2430		2430	2461	2423	98.45
98									
99		DL---DOMESTIC	DC-9-30	1	8	9			
100			B-727-200	7355		7355			
101			L-1011/100/20	1380		1380			
102			B-767-200	1153	1	1154			
103			B-737-100/200	6	4	10			
104			B-757-200	795		795			
105			ALL TYPES	11190	13	11203	11270	11166	99.07
106									
107		DL---INTERNATIONAL	L-1011/100/20	203		203			
108			ALL TYPES	203		203	206	203	98.54
109									
110		DL---TOTAL	DC-9-30	1	8	9			
111			B-727-200	7355		7355			
112									

TABLE 7
AIRCRAFT DEPARTURES SCHEDULED AND AIRCRAFT DEPARTURES PERFORMED,
BY TYPE OF OPERATION, BY AIRCRAFT TYPE, BY COMMUNITY, AND BY CARRIER

12 MONTHS ENDED DECEMBER 31, 1965

Line No.	Area, state or country Community (Airport name)	Carrier and type of operation	Type of aircraft	Total departures performed: Scheduled service	Total departures performed: Nonscheduled service	Total departures performed: All services	Departures scheduled	Scheduled departures completed: Number	Scheduled departures completed: Percent of departures scheduled
	1	2	3	4	5	6	7	8	9
1	LA GUARDIA	DL---TOTAL	(CONT.)						
2			L-1011/100/20	2083		2083			
3			B-767-200	1153	1	1154			
4			B-737-100/200	6	4	10			
5			B-757-200	795		795			
6			ALL TYPES	11393	13	11406	11476	11369	99.06
7		EA---DOMESTIC	DC-9-30	1794		1794			
8			B-727-100	3008		3008			
9			B-727-200	12545	22	12567			
10			L-1011/100/20	1763	4	1767			
11			DC-9-50	1095		1095			
12			A-300-B4	4281	1	4282			
13			A-300-B2	2045		2045			
14			B-757-200	1273		1273			
15			ALL TYPES	27804	27	27831	27053	26127	96.57
16									
17		FH---DOMESTIC	B-727-100	24		24			
18			ALL TYPES	24		24	24	24	100.00
19									
20		FL---DOMESTIC	B-727-100	147		147			
21			ALL TYPES	147		147	157	147	93.63
22									
23		HL---DOMESTIC	DC-9-10	756	2	758			
24			DC-9-30	1633	56	1689			
25			DC-9-80	117		117			
26			B-737-100/200	1		1			
27			ALL TYPES	2507	58	2565	2585	2507	96.98
28									
29		NA---DOMESTIC	B-727-100	33		33			
30			B-727-200	2340	1	2341			
31			B-757-200	400		400			
32			ALL TYPES	2773	1	2774	2889	2772	95.95
33									
34		NY---DOMESTIC	DC-9-30	7620	3	7623			
35			DC-9-80	2691	14	2705			
36			B-737-300	287	2	289			
37			ALL TYPES	10598	19	10617	11216	10580	94.32
38									
39		LZ---DOMESTIC	DC-9-10	117		117			
40			DC-9-30	877	27	904			
41			DC-9-40	93	3	96			
42			ALL TYPES	1087	30	1117	1108	1085	97.92
43									
44		PA---DOMESTIC	B-727-200	1016	1	1017			
45			B-747-200	9		9			
46			L-1011-500 TR	1		1			
47			A-300-B4	204		204			
48			ALL TYPES	1230	1	1231	1373	1229	89.51
49									
50		PI---DOMESTIC	B-737-100/200	8920	5	8925			
51			B-727-200	1489		1489			
52			F-28-4000/600	776	2	778			
53			B-737-300	246		246			
54			ALL TYPES	11431	7	11438	11544	11428	98.99
55									
56		PP---DOMESTIC	F-27 SERIES	1129		1129			
57			DHC-6	3789		3789			
58			BN-99	92		92			
59			PA-31/34/39	94		94			
60			ALL TYPES	5104		5104	5770	5048	87.48
61									
62		RC---DOMESTIC	DC-9-30	4699		4699			
63			DC-9-10	281		281			
64			DC-9-50	943	1	944			
65			DC-9-80	129		129			
66			B-727-200	207		207			
67			ALL TYPES	6259	1	6260	6379	6223	97.55
68									
69		TB---DOMESTIC	B-727-100	861		861			
70			B-727-200	1640	1	1641			
71			L-1011/100/20	330		330			
72			B-767-200	604		604			
73			DC-9-80	1262		1262			
74			ALL TYPES	4897	1	4898	5069	4894	96.54
75									
76		UA---DOMESTIC	B-737-100/200	2707	4	2711			
77			B-727-100	1436	4	1440			
78			B-727-200	2998	5	3003			
79			DC-10-10	13		13			
80			B-767-200	1147		1147			
81			ALL TYPES	8301	13	8314	8869	8301	93.59
82									
83		UB---DOMESTIC	SWEAR-METRO 1	132		132			
84			F-28-4000/600	2414	15	2429			
85			ALL TYPES	2546	15	2561	2694	2544	94.43
86									
87		ZP---DOMESTIC	DC-9-10	40		40			
88			DC-9-30	99		99			
89			DC-9-80	40		40			
90			ALL TYPES	179		179	189	179	94.70
91									
92	AIRPORT TOTAL	DOMESTIC	B-727-100	6752	5	6757			
93			B-727-200	40708	32	40740			
94			DC-10-10	2090		2090			
95			B-767-200	4500	1	4501			
96			BAC-111-200	1850		1850			
97			DC-9-30	24751	100	24851			
98			B-737-100/200	12846	13	12859			
99			B-737-300	753	2	755			
100			DC-9-80	5034	14	5048			
101			L-1011/100/20	3973	4	3977			
102			B-757-200	2468		2468			
103			DC-9-50	2038	1	2039			
104			A-300-B4	4485	1	4486			
105			A-300-B2	2045		2045			
106			DC-9-10	1194	2	1196			
107			DC-9-40	93	3	96			
108			B-747-200	9		9			
109			L-1011-500 TR	1		1			
110			F-28-4000/600	3190	17	3207			
111			F-27 SERIES	1129		1129			
112									

TABLE 7
AIRCRAFT DEPARTURES SCHEDULED AND AIRCRAFT DEPARTURES PERFORMED, BY TYPE OF OPERATION, BY AIRCRAFT TYPE, BY COMMUNITY, AND BY CARRIER

12 MONTHS ENDED DECEMBER 31, 1985

Line No.	Area, state or country Community (Airport name)	Carrier and type of operation	Type of aircraft	Total departures performed: Scheduled service	Total departures performed: Nonscheduled service	Total departures performed: All services	Departures scheduled	Scheduled departures completed: Number	Scheduled departures completed: Percent of departures scheduled
	1	2	3	4	5	6	7	8	9
1	AIRPORT TOTAL	DOMESTIC	(CONT.)						
2			DHC-6	3769		3769			
3			BH-99	92		92			
4			PA-31/34/39	94		94			
5			SWEAR-METRO I	132		132			
6			ALL TYPES	124016	195	124211	127092	122170	96.12
7									
8		INTERNATIONAL	B-727-200	446		446			
9			B-727-100	1		1			
10			L-1011/100/20	203		203			
11			ALL TYPES	650		650	659	650	98.63
12									
13		TOTAL	B-727-100	6753	5	6758			
14			B-727-200	41154	32	41186			
15			DC-10-10	2090		2090			
16			B-767-200	4500	1	4501			
17			BAC-111-200	1850		1850			
18			DC-9-30	24751	100	24851			
19			B-737-100/200	12846	13	12859			
20			B-737-300	753	2	755			
21			DC-9-80	5034	14	5048			
22			L-1011/100/20	4176	4	4180			
23			B-757-200	2468		2468			
24			DC-9-50	2036	1	2039			
25			A-300-B4	4485	1	4486			
26			A-300-B2	2045		2045			
27			DC-9-10	1194	2	1196			
28			DC-9-40	93	3	96			
29			B-747-200	5		5			
30			L-1011-500 TR	1		1			
31			F-28-4000/6000	3190	17	3207			
32			F-27 SERIES	1129		1129			
33			DHC-6	3789		3789			
34			BH-99	92		92			
35			PA-31/34/39	94		94			
36			SWEAR-METRO I	132		132			
37			ALL TYPES	124666	195	124861	127751	122820	96.14
38									
39	COMMUNITY TOTAL BY CARRIER	AA---DOMESTIC	B-767-200	3447		3447			
40			B-727-100	1061		1061			
41			B-727-200	9456	2	9560			
42			DC-10-10	5623		5623			
43			DC-10-30	19		19			
44			ALL TYPES	19648	2	19650	20285	19600	96.62
45									
46		AA---INTERNATIONAL	B-727-100	94		94			
47			B-727-200	1207		1207			
48			DC-10-10	1688		1688			
49			DC-10-30	1		1			
50			ALL TYPES	2990		2990	3007	2962	98.50
51									
52		AA---TOTAL	B-767-200	3447		3447			
53			B-727-100	1155		1155			
54			B-727-200	10705	2	10707			
55			DC-10-10	7311		7311			
56			DC-10-30	20		20			
57			ALL TYPES	22638	2	22640	23292	22562	96.88
58									
59		AL---DOMESTIC	BAC-111-200	3277		3277			
60			B-737-300	220		220			
61			B-737-100/200	1220	1	1221			
62			DC-9-30	8173	9	8182			
63			B-727-200	183		183			
64			ALL TYPES	13073	10	13083	13460	13060	96.88
65									
66		BA---DOMESTIC	B-727-200	1249		1249			
67			ALL TYPES	1249		1249	1261	1246	98.96
68									
69		CC---DOMESTIC	B-727-100	1181	2	1183			
70			ALL TYPES	1181	2	1183	1265	1181	93.35
71									
72		CO---DOMESTIC	DC-9-30	1		1			
73			DC-9-80	795		795			
74			B-727-100	33		33			
75			B-727-200	1387		1387			
76			DC-10-10	214		214			
77			ALL TYPES	2430		2430	2461	2423	98.45
78									
79		DL---DOMESTIC	B-737-100/200	6	4	10			
80			B-757-200	1059		1059			
81			B-767-200	1154	1	1155			
82			DC-9-30	2	10	12			
83			B-727-200	8710	1	8711			
84			L-1011/100/20	3022	2	3034			
85			ALL TYPES	13963	18	13981	14050	13929	99.13
86									
87		DL---INTERNATIONAL	L-1011/100/20	354		354			
88			ALL TYPES	354		354	357	354	99.15
89									
90		DL---TOTAL	B-737-100/200	6	4	10			
91			B-757-200	1059		1059			
92			B-767-200	1154	1	1155			
93			DC-9-30	2	10	12			
94			B-727-200	8710	1	8711			
95			L-1011/100/20	3376	2	3378			
96			ALL TYPES	14317	18	14335	14407	14283	99.1[illegible]
97									
98		EA---DOMESTIC	B-757-200	2275		2275			
99			DC-9-30	2099		2099			
100			DC-9-50	1366		1366			
101			A-300-B4	6155	2	6157			
102			A-300-B2	2046		2046			
103			B-727-100	1567		1567			
104			B-727-200	14357	2	14359			
105			L-1011/100/20	3267	8	3275			
106			ALL TYPES	35872	32	35904	35315	34136	96.00
107									
108		EA---INTERNATIONAL	A-300-B4	214		214			
109			B-727-200	15		15			
110			L-1011/100/20	471	1	472			
111			ALL TYPES	1000	1	1001	1061	999	94.15
112									

TABLE 7
AIRCRAFT DEPARTURES SCHEDULED AND AIRCRAFT DEPARTURES PERFORMED,
BY TYPE OF OPERATION, BY AIRCRAFT TYPE, BY COMMUNITY, AND BY CARRIER

12 MONTHS ENDED DECEMBER 31, 1965

Line No.	Area, state or country Community (Airport name)	Carrier and type of operation	Type of aircraft	Total departures performed: Scheduled service	Total departures performed: Nonscheduled service	Total departures performed: All services	Departures scheduled	Scheduled departures completed: Number	Scheduled departures completed: Percent of departures scheduled
	1	2	3	4	5	6	7	8	9
1	COMMUNITY TOTAL BY CARRIER	(CONT.)							
2		EA---TOTAL	B-757-200	2275		2275			
3			DC-9-30	2099		2099			
4			DC-9-50	1586		1586			
5			A-300-84	6365	2	6371			
6			A-300-62	2046		2046			
7			B-727-100	3587		3587			
8			B-727-200	14872	22	14894			
9			L-1011/100/20	4038	9	4047			
10			ALL TYPES	36672	33	36705	36376	35135	96.58
11		EZ---DOMESTIC	*B-727-100	113		113			
12			*DC-8-73	66		66			
13			ALL TYPES	179		179	276	179	64.85
14									
15		FF---INTERNATIONAL	B-747	131	190	321			
16			ALL TYPES	131	190	321	131	131	100.00
17									
18		FH---DOMESTIC	B-727-100	24		24			
19			ALL TYPES	24		24	24	24	100.00
20									
21		FL---DOMESTIC	B-727-100	147		147			
22			ALL TYPES	147		147	157	147	93.63
23									
24		FT---DOMESTIC	*B-727-100	2		2			
25			*B-747	614		614			
26			B-747-200		1	1			
27			*B-747F	898		898			
28			ALL TYPES	1514	1	1515	1730	1363	78.78
29									
30		FT---INTERNATIONAL	*B-747	97		97			
31			*B-747F	333	6	339			
32			ALL TYPES	430	6	436	458	358	78.16
33									
34		FT---TOTAL	*B-727-100	2		2			
35			*B-747	711		711			
36			B-747-200		1	1			
37			*B-747F	1231	6	1237			
38			ALL TYPES	1944	7	1951	2188	1721	78.65
39									
40		JB---DOMESTIC	B-727-100	138		138			
41			B-727-200	124		124			
42			DC-10-10	275	10	285			
43			DC-10-30	113	2	115			
44			DC-8-50	1		1			
45			*DC-8-63F	2		2			
46			ALL TYPES	653	12	665	654	654	100.00
47									
48		JB---INTERNATIONAL	B-727-200	1		1			
49			DC-10-30	1	7	8			
50			*DC-8-63F	13		13			
51			ALL TYPES	15	7	22	15	15	100.00
52									
53		JB---TOTAL	B-727-100	138		138			
54			B-727-200	125		125			
55			DC-10-10	275	10	285			
56			DC-10-30	114	9	123			
57			DC-8-50	1		1			
58			*DC-8-63F	15		15			
59			ALL TYPES	668	19	687	669	669	100.00
60									
61		PL---DOMESTIC	B-737-100/200	1		1			
62			DC-9-10	756	2	758			
63			DC-9-30	1633	56	1689			
64			DC-9-80	117		117			
65			ALL TYPES	2507	58	2565	2585	2507	96.98
66									
67		NW---DOMESTIC	B-757-200	608		608			
68			B-727-100	34		34			
69			B-727-200	2588	1	2589			
70			DC-10-40	77		77			
71			B-747	179		179			
72			*B-747F	403	1	404			
73			ALL TYPES	3889	2	3891	4031	3883	96.32
74									
75		NW---INTERNATIONAL	B-747	618		618			
76			*B-747F		3	3			
77			ALL TYPES	618	3	621	620	617	99.51
78									
79		NW---TOTAL	B-757-200	608		608			
80			B-727-100	34		34			
81			B-727-200	2588	1	2589			
82			DC-10-40	77		77			
83			B-747	797		797			
84			*B-747F	403	4	407			
85			ALL TYPES	4507	5	4512	4651	4500	96.75
86									
87		NY---DOMESTIC	B-737-300	287	2	289			
88			DC-9-30	7620	3	7623			
89			DC-9-80	2691	14	2705			
90			ALL TYPES	10598	19	10617	11216	10580	94.32
91									
92		CZ---DOMESTIC	DC-9-10	117		117			
93			DC-9-30	877	27	904			
94			DC-9-40	93	3	96			
95			ALL TYPES	1087	30	1117	1108	1085	97.92
96									
97		PA---DOMESTIC	A-300-84	1675		1675			
98			B-727-200	8979	3	8982			
99			DC-10-30	2		2			
100			L-1011-500 TR	619		619			
101			B-747	880	2	882			
102			B-747-200	134		134			
103			B-747SP	316		316			
104			ALL TYPES	12605	5	12610	13765	12570	91.31
105									
106		PA---INTERNATIONAL	A-300-84	886		886			
107			B-727-200	608		608			
108			DC-10-30	2		2			
109			L-1011-500 TR	317		317			
110			B-747	3439	5	3444			
111			B-747-200	432		432			
112									

TABLE 7
AIRCRAFT DEPARTURES SCHEDULED AND AIRCRAFT DEPARTURES PERFORMED, BY TYPE OF OPERATION, BY AIRCRAFT TYPE, BY COMMUNITY, AND BY CARRIER

12 MONTHS ENDED DECEMBER 31, 1985

Line No.	Area, state or country Community (Airport name)	Carrier and type of operation	Type of aircraft	Total departures performed: Scheduled service	Total departures performed: Nonscheduled service	Total departures performed: All services	Departures scheduled	Scheduled departures completed: Number	Scheduled departures completed: Percent of departures scheduled
	1	2	3	4	5	6	7	8	9
1	COMMUNITY TOTAL BY CARRIER	PA---INTERNATIONAL	(CONT.)						
2			B-747SP	1011	1	1012			
3			ALL TYPES	6695	6	6701	7068	6669	94.35
4		PA---TOTAL	A-300-B4	2561		2561			
5			B-727-200	9567	3	9570			
6			DC-10-30	4		4			
7			L-1011-500 TR	936		936			
8			B-747	4319	7	4326			
9			B-747-200	566		566			
10			B-747SP	1327	1	1328			
11			ALL TYPES	19300	11	19311	20833	19239	92.34
12									
13		PI---DOMESTIC	F-28-4000/600	776	2	778			
14			B-737-300	246		246			
15			B-737-100/200	8920	5	8925			
16			B-727-200	1489		1489			
17			ALL TYPES	11431	7	11438	11544	11428	98.99
18									
19		PA---DOMESTIC	PA-31/34/39	118		118			
20			DH-99	100		100			
21			F-27 SERIES	1331		1331			
22			DHC-6	6276		6276			
23			F-28-4000/600	614		614			
24			ALL TYPES	8439		8439	9424	8340	88.49
25									
26		RC---DOMESTIC	DC-9-10	284		284			
27			DC-9-30	5295		5295			
28			DC-9-50	957	1	958			
29			DC-9-80	129		129			
30			B-727-200	207		207			
31			ALL TYPES	6872	1	6873	7001	6831	97.57
32									
33		TA---DOMESTIC	B-747	11		11			
34			ALL TYPES	11		11	11	11	100.00
35									
36		TB---DOMESTIC	B-767-200	1479		1479			
37			DC-9-80	1547		1547			
38			B-727-100	2445		2445			
39			B-727-200	9565	1	9566			
40			L-1011/100/20	4008		4008			
41			B-747	685		685			
42			B-747SP	7		7			
43			ALL TYPES	19736	1	19737	20108	19711	98.02
44									
45		TB---INTERNATIONAL	B-767-200	118		118			
46			L-1011/100/20	1503		1503			
47			B-747	3537		3537			
48			B-747SP	108	1	109			
49			ALL TYPES	5266	1	5267	5365	5255	97.94
50									
51		TB---TOTAL	B-767-200	1597		1597			
52			DC-9-80	1547		1547			
53			B-727-100	2445		2445			
54			B-727-200	9565	1	9566			
55			L-1011/100/20	5511		5511			
56			B-747	4222		4222			
57			B-747SP	115	1	116			
58			ALL TYPES	25002	2	25004	25473	24966	98.00
59									
60		UA---DOMESTIC	B-737-100/200	2790	6	2796			
61			B-767-200	3246	1	3247			
62			B-727-100	1616	5	1621			
63			B-727-200	3467	10	3477			
64			DC-10-10	379	2	381			
65			DC-10-30	4		4			
66			B-747	62		62			
67			DC-8-71	257	1	258			
68			ALL TYPES	11821	25	11846	12527	11817	94.33
69									
70		UR---DOMESTIC	SWEARINGEN METRO I	161		161			
71			F-28-4000/600	9076	19	9095			
72			ALL TYPES	9237	19	9256	9494	9193	96.82
73									
74		WA---DOMESTIC	B-727-200	723		723			
75			ALL TYPES	723		723	729	723	99.17
76									
77		ZP---DOMESTIC	DC-9-10	40		40			
78			DC-9-30	99		99			
79			DC-9-80	40		40			
80			ALL TYPES	179		179	189	179	94.70
81									
82	COMMUNITY TOTAL	DOMESTIC	B-727-100	10266	7	10273			
83			B-727-200	62726	40	62766			
84			DC-10-10	6491	12	6503			
85			DC-10-30	138	2	140			
86			B-767-200	9326	2	9328			
87			BAC-111-200	3277		3277			
88			DC-9-30	25795	105	25904			
89			B-737-100/200	12937	16	12953			
90			L-1011/100/20	10607	10	10617			
91			B-757-200	3942		3942			
92			DC-9-50	2543	1	2544			
93			A-300-B4	7830	2	7832			
94			A-300-B2	2046		2046			
95			*B-727-100	115		115			
96			*DC-8-71	66		66			
97			*B-747	614		614			
98			*B-747F	1301	1	1302			
99			B-747-200	134	1	135			
100			DC-8-50	1		1			
101			*DC-8-62F	2		2			
102			DC-10-40	77		77			
103			B-747	1817	2	1819			
104			B-747SP	323		323			
105			L-1011-500 TR	619		619			
106			F-28-4000/600	10466	21	10487			
107			F-27 SERIES	1331		1331			
108			DHC-6	6276		6276			
109			DH-99	100		100			
110			PA-31/34/39	116		116			
111			DC-9-10	1193	2	1195			
112									

TABLE 7
AIRCRAFT DEPARTURES SCHEDULED AND AIRCRAFT DEPARTURES PERFORMED,
BY TYPE OF OPERATION, BY AIRCRAFT TYPE, BY COMMUNITY, AND BY CARRIER

12 MONTHS ENDED DECEMBER 31, 1985

Line No.	Area, state or country Community (Airport name)	Carrier and type of operation	Type of aircraft	Total departures performed: Scheduled service	Nonscheduled service	All services	Departures scheduled	Scheduled departures completed: Number	Percent of departures scheduled
	1	2	3	4	5	6	7	8	9
1	COMMUNITY TOTAL	DOMESTIC	(CONT.)						
2			DC-9-80	5319	14	5333			
3			DC-8-71	257	1	258			
4			SWEAR-METRO 1	161		161			
5			B-737-300	753	2	755			
6			DC-9-40	93	3	96			
7			ALL TYPES	185068	244	185312	194690	186802	95.94
8									
9		INTERNATIONAL	DC-10-30	4	7	11			
10			B-727-100	94		94			
11			B-727-200	2131		2131			
12			DC-10-10	1688		1688			
13			L-1011/100/20	2328	1	2329			
14			A-300-84	1100		1100			
15			B-747	7725	195	7920			
16			*B-747	97		97			
17			*B-747F	333	9	342			
18			*DC-8-63F	13		13			
19			B-747SP	1119	2	1121			
20			B-747-200	432		432			
21			L-1011-500 TR	317		317			
22			B-767-200	118		118			
23			ALL TYPES	17499	214	17713	18082	17360	96.00
24		TOTAL	B-727-100	10360	7	10367			
25			B-727-200	64857	40	64897			
26			DC-10-10	8179	12	8191			
27			DC-10-30	142	9	151			
28			B-767-200	5444	2	5446			
29			BAC-111-200	3277		3277			
30			DC-9-30	25759	105	25504			
31			B-737-100/200	12937	16	12953			
32			L-1011/100/20	12935	11	12946			
33			B-757-200	3942		3942			
34			DC-9-50	2543	1	2544			
35			A-300-84	8930	2	8932			
36			A-300-82	2046		2046			
37			*B-727-100	115		115			
38			*DC-8-73	66		66			
39			B-747	9542	197	9739			
40			*B-747	711		711			
41			*B-747F	1634	10	1644			
42			B-747-200	566	1	567			
43			DC-8-50	1		1			
44			*DC-8-63F	15		15			
45			DC-10-40	77		77			
46			B-747SP	1442	2	1444			
47			L-1011-500 TR	936		936			
48			F-28-4000/600	10466	21	10487			
49			F-27 SERIES	1331		1331			
50			DHC-6	6276		6276			
51			EH-59	100		100			
52			PA-31/34/39	118		118			
53			DC-9-10	1197	2	1199			
54			DC-9-80	5319	14	5333			
55			DC-8-71	257	1	258			
56			SWEAR-METRO 1	161		161			
57			B-737-300	753	2	755			
58			DC-9-40	93	3	96			
59			ALL TYPES	206567	458	207025	212772	204162	95.95
60									
61	ROCHESTER								
62	(ROCHESTER-MONROE COUNTY)	AA---DOMESTIC	B-727-100	311		311			
63			B-727-200	399		399			
64			DC-9-80	715		715			
65			DC-10-10	1		1			
66			ALL TYPES	1426		1426	1465	1426	97.33
67									
68		AL---DOMESTIC	BAC-111-200	1824		1824			
69			DC-9-30	7179	74	7253			
70			B-727-200	94		94			
71			B-737-100/200	1749	4	1753			
72			B-737-300	248		248			
73			ALL TYPES	11094	78	11172	11270	11059	98.12
74									
75		EA---DOMESTIC	B-727-100	435		435			
76			DC-9-50	21		21			
77			B-727-200	493		493			
78			DC-9-30	243		243			
79			ALL TYPES	1192		1192	1189	1179	99.15
80									
81		FF---DOMESTIC	B-727-100	1		1			
82			ALL TYPES	1		1	1	1	100.00
83									
84		IB---DOMESTIC	DC-9-10	184		184			
85			ALL TYPES	184		184	184	184	100.00
86									
87		NY---DOMESTIC	DC-9-30	1016		1016			
88			DC-9-80	54	1	55			
89			ALL TYPES	1070	1	1071	1098	1069	97.35
90									
91		PE---DOMESTIC	B-737-100/200	1063		1063			
92			B-727-200	597		597			
93			ALL TYPES	1660		1660	1692	1659	98.04
94									
95		PI---DOMESTIC	B-737-100/200	722		722			
96			B-737-300	1		1			
97			ALL TYPES	723		723	730	723	99.04
98									
99		RC---DOMESTIC	DC-9-50	35		35			
100			DC-9-10	269		269			
101			DC-9-30	737		737			
102			DC-9-80	27		27			
103			B-727-200	305		305			
104			ALL TYPES	1393		1393	1410	1371	97.23
105									
106		UA---DOMESTIC	B-737-100/200	698		698			
107			B-727-100	185		185			
108			B-727-200	669		669			
109			ALL TYPES	1552		1552	1598	1544	96.62
110									
111		UR---DOMESTIC	F-28-4000/600	4727	19	4746			
112									

TABLE 7
AIRCRAFT DEPARTURES SCHEDULED AND AIRCRAFT DEPARTURES PERFORMED,
BY TYPE OF OPERATION, BY AIRCRAFT TYPE, BY COMMUNITY, AND BY CARRIER

12 MONTHS ENDED DECEMBER 31, 1985

Line No.	Area, state or country Community (Airport name)	Carrier and type of operation	Type of aircraft	Total departures performed: Scheduled service	Total departures performed: Nonscheduled service	Total departures performed: All services	Departures scheduled	Scheduled departures completed: Number	Scheduled departures completed: Percent of departures scheduled
	1	2	3	4	5	6	7	8	9
1	ROCHESTER-MONROE COUNTY	LR---DOMESTIC	(CONT.)						
2			SWEAR-METRO I	211		211			
3			ALL TYPES	4938	19	4957	5074	4904	96.64
4									
5	COMMUNITY TOTAL	DOMESTIC	B-727-100	932		932			
6			B-727-200	2557		2557			
7			DC-9-80	796	1	797			
8			DC-10-10	1		1			
9			BAC-111-200	1824		1824			
10			DC-9-30	9175	74	9249			
11			B-737-100/200	4232	4	4236			
12			B-737-300	249		249			
13			DC-9-50	56		56			
14			DC-9-10	473		473			
15			F-28-4000/600	4727	19	4746			
16			SWEAR-METRO I	211		211			
17			ALL TYPES	25233	98	25331	25711	25119	97.69
18									
19	SYRACUSE (CLARENCE E HANCOCK)	AA---DOMESTIC	B-727-100	458		458			
20			B-727-200	962		962			
21			DC-10-10	2		2			
22			B-767-200	4		4			
23			ALL TYPES	1426		1426	1469	1426	97.07
24									
25		AL---DOMESTIC	BAC-111-200	1781		1781			
26			DC-9-30	5178	38	5216			
27			B-737-100/200	1175		1175			
28			B-727-200	651		651			
29			B-737-300	221		221			
30			ALL TYPES	9010	38	9048	9190	9001	97.94
31									
32		EA---DOMESTIC	DC-9-30	344		344			
33			B-727-100	243		243			
34			B-727-200	441		441			
35			DC-9-50	295		295			
36			ALL TYPES	1323		1323	1330	1315	98.87
37									
38		FT---DOMESTIC	*B-727-100	245		245			
39			ALL TYPES	245		245	254	237	93.30
40									
41		IB---DOMESTIC	DC-9-10	125		125			
42			ALL TYPES	125		125	125	125	100.00
43									
44		CZ---DOMESTIC	DC-9-30	1	3	4			
45			ALL TYPES	1	3	4			
46									
47		PE---DOMESTIC	B-737-100/200	351		351			
48			B-727-200	1741		1741			
49			ALL TYPES	2092		2092	2134	2090	97.93
50									
51		RC---DOMESTIC	DC-9-30	320		320			
52			DC-9-50	223		223			
53			DC-9-10	431		431			
54			ALL TYPES	974		974	981	965	98.36
55									
56		TB---DOMESTIC	B-727-200	252		252			
57			B-727-100	468		468			
58			ALL TYPES	720		720	730	718	98.35
59									
60		LA---DOMESTIC	B-727-100	474		474			
61			B-727-200	452		452			
62			B-737-100/200	595		595			
63			DC-8-71		3	3			
64			DC-10-30		1	1			
65			ALL TYPES	1521	4	1525	1575	1517	96.31
66									
67		UR---DOMESTIC	SWEAR-METRO I	5925		5925			
68			F-28-4000/600	13847	21	13868			
69			ALL TYPES	19772	21	19793	20622	19734	95.69
70									
71	COMMUNITY TOTAL	DOMESTIC	B-727-100	1643		1643			
72			B-727-200	4499		4499			
73			DC-10-10	2		2			
74			B-767-200	4		4			
75			BAC-111-200	1781		1781			
76			DC-9-30	5843	41	5884			
77			B-737-100/200	2125		2125			
78			B-737-300	221		221			
79			DC-9-50	518		518			
80			*B-727-100	245		245			
81			DC-9-10	556		556			
82			DC-8-71		3	3			
83			DC-10-30		1	1			
84			SWEAR-METRO I	5925		5925			
85			F-28-4000/600	13847	21	13868			
86			ALL TYPES	37209	66	37275	38410	37128	96.66
87									
88	UTICA/ROME (ONEIDA COUNTY)	LR---DOMESTIC	SWEAR-METRO I	840		840			
89			F-28-4000/600	1630	8	1638			
90			ALL TYPES	2470	8	2478	2633	2453	93.16
91									
92									
93	WATERTOWN (WATERTOWN MUNICIPAL)	LR---DOMESTIC	SWEAR-METRO I	616		616			
94			ALL TYPES	616		616	645	598	92.71
95									
96									
97	WHITE PLAINS (WESTCHESTER COUNTY)	PL---DOMESTIC	DC-9-10	285		285			
98			DC-9-30	5		5			
99			ALL TYPES	290		290	299	290	96.98
100									
101		NY---DOMESTIC	DC-9-30	772		772			
102			ALL TYPES	772		772	812	772	95.07
103									
104		RC---DOMESTIC	DC-9-30	670		670			
105			DC-9-10	6		6			
106			DC-9-50	2		2			
107			ALL TYPES	678		678	711	672	94.51
108									
109		LA---DOMESTIC	B-737-100/200	596		596			
110			ALL TYPES	596		596	634	596	94.00
111									
112									

TABLE 7
AIRCRAFT DEPARTURES SCHEDULED AND AIRCRAFT DEPARTURES PERFORMED,
BY TYPE OF OPERATION, BY AIRCRAFT TYPE, BY COMMUNITY, AND BY CARRIER

12 MONTHS ENDED DECEMBER 31, 1985

Line No.	Area, state or country Community (Airport name)	Carrier and type of operation	Type of aircraft	Total departures performed: Scheduled service	Total departures performed: Nonscheduled service	Total departures performed: All services	Departures scheduled	Scheduled departures completed: Number	Scheduled departures completed: Percent of departures scheduled
	1	2	3	4	5	6	7	8	9
1	WESTCHESTER COUNTY	(CONT.)							
2		UB---DOMESTIC	SWEAR-METRO I	301		301			
3			F-28-4000/600	475		475			
4			ALL TYPES	776		776	832	774	93.02
5		2A---DOMESTIC	DC-9-10	393		393			
6			DC-9-30	22		22			
7			ALL TYPES	415		415	433	415	95.84
8									
9	COMMUNITY TOTAL	DOMESTIC	DC-9-10	684		684			
10			DC-9-30	1469		1469			
11			DC-9-50	2		2			
12			B-737-100/200	596		596			
13			SWEAR-METRO I	301		301			
14			F-28-4000/600	475		475			
15			ALL TYPES	3527		3527	3721	3519	94.57
16									
17	NORTH CAROLINA								
18									
19									
20									
21	ASHEVILLE								
22	(ASHEVILLE MUNI)	PI---DOMESTIC	B-737-100/200	35	5	40			
23			B-727-200	1428		1428			
24			F-28-4000/600	1543		1543			
25			B-737-300	1		1			
26			ALL TYPES	3007	5	3012	3036	2968	97.76
27									
28	CHARLOTTE								
29	(DOUGLAS MUNI)	AA---DOMESTIC	B-727-200	466		466			
30			B-727-100	2529		2529			
31			DC-9-80	171		171			
32			ALL TYPES	3166		3166	3262	3166	97.05
33									
34		AL---DOMESTIC	BAC-111-200	859		859			
35			DC-9-30	424	2	426			
36			ALL TYPES	1283	2	1285	1292	1283	99.30
37									
38		DL---DOMESTIC	DC-9-30	761		761			
39			B-727-200	1011		1011			
40			B-737-100/200	302		302			
41			ALL TYPES	2074		2074	2079	2071	99.61
42									
43		EA---DOMESTIC	DC-9-30	10338		10338			
44			B-727-100	1304		1304			
45			B-727-200	2901		2901			
46			DC-9-50	2113		2113			
47			B-757-200	609		609			
48			L-1011/100/20	2		2			
49			ALL TYPES	17267		17267	17715	17220	97.20
50									
51		EA---INTERNATIONAL	L-1011/100/20	1		1			
52			ALL TYPES	1		1			
53									
54		EA---TOTAL	DC-9-30	10338		10338			
55			B-727-100	1304		1304			
56			B-727-200	2901		2901			
57			DC-9-50	2113		2113			
58			B-757-200	609		609			
59			L-1011/100/20	3		3			
60			ALL TYPES	17268		17268	17715	17220	97.20
61									
62		FI---DOMESTIC	*B-747F	38		38			
63			*B-747	9		9			
64			*B-727-100	98		98			
65			ALL TYPES	145		145	118	98	83.05
66									
67		C2---DOMESTIC	DC-9-10	316		316			
68			DC-9-30	1052	8	1060			
69			DC-9-40	43		43			
70			ALL TYPES	1411	8	1419	1429	1407	98.46
71									
72		FA---DOMESTIC	B-727-200	576	2	578			
73			ALL TYPES	576	2	578	600	575	95.83
74									
75		PE---DOMESTIC	B-737-100/200	493		493			
76			B-727-200	297		297			
77			ALL TYPES	790		790	811	790	97.41
78									
79		PI---DOMESTIC	B-737-100/200	33400	12	33412			
80			B-727-200	20072		20072			
81			F-28-4000/600	4709	3	4712			
82			B-737-300	1541		1541			
83			ALL TYPES	55722	15	55737	60162	59671	99.18
84									
85		TB---DOMESTIC	B-727-100	33		33			
86			B-727-200	213		213			
87			ALL TYPES	246		246	248	245	98.79
88									
89		LA---DOMESTIC	B-737-100/200	942		942			
90			B-727-100	243		243			
91			B-727-200	444		444			
92			DC-10-10		1	1			
93			DC-8-71		1	1			
94			ALL TYPES	1629	2	1631	1718	1628	94.76
95									
96		VR---DOMESTIC	*L-188A/C	111		111			
97			*CV-640	170		170			
98			*DC-6	159		159			
99			*DC-8-62	5		5			
100			ALL TYPES	445		445	260	260	100.00
101	COMMUNITY TOTAL	DOMESTIC	B-727-200	25980	2	25982			
102			B-727-100	4109		4109			
103			DC-9-80	171		171			
104			BAC-111-200	859		859			
105			DC-9-30	12575	10	12585			
106			B-737-100/200	35137	12	35149			
107			DC-9-50	2113		2113			
108			B-757-200	609		609			
109			L-1011/100/20	2		2			
110			*B-747F	38		38			
111			*B-747	9		9			
112									

TABLE 7
AIRCRAFT DEPARTURES SCHEDULED AND AIRCRAFT DEPARTURES PERFORMED,
BY TYPE OF OPERATION, BY AIRCRAFT TYPE, BY COMMUNITY, AND BY CARRIER

12 MONTHS ENDED DECEMBER 31, 1985

Line No.	Area, state or country Community (Airport name)	Carrier and type of operation	Type of aircraft	Total departures performed: Scheduled service	Total departures performed: Nonscheduled service	Total departures performed: All services	Departures scheduled	Scheduled departures completed: Number	Scheduled departures completed: Percent of departures scheduled
	1	2	3	4	5	6	7	8	9
1	COMMUNITY TOTAL	DOMESTIC	(CONT.)						
2			*B-727-100	98		98			
3			DC-9-10	316		316			
4			DC-9-40	43		43			
5			F-28-4000/600	4709	3	4712			
6			B-737-300	1541		1541			
7			DC-10-10		1	1			
8			DC-8-71		1	1			
9			*L-188A/C	111		111			
10			*CV-640	170		170			
11			*DC-6	159		159			
12			*DC-8-62	5		5			
13			ALL TYPES	88754	29	88783	89694	88414	98.57
14		INTERNATIONAL	L-1011/100/20	1		1			
15			ALL TYPES	1		1			
16									
17		TOTAL	B-727-200	25980	2	25982			
18			B-727-100	4109		4109			
19			DC-9-80	171		171			
20			BAC-111-200	859		859			
21			DC-9-30	12575	10	12585			
22			B-737-100/200	35137	12	35149			
23			DC-9-50	2113		2113			
24			B-757-200	609		609			
25			L-1011/100/20	3		3			
26			*B-747F	38		38			
27			*B-747	9		9			
28			*B-727-100	98		98			
29			DC-9-10	316		316			
30			DC-9-40	43		43			
31			F-28-4000/600	4709	3	4712			
32			B-737-300	1541		1541			
33			DC-10-10		1	1			
34			DC-8-71		1	1			
35			*L-188A/C	111		111			
36			*CV-640	170		170			
37			*DC-6	159		159			
38			*DC-8-62	5		5			
39			ALL TYPES	88755	29	88784	89694	88414	98.57
40									
41	FAYETTEVILLE								
42	(FAYETTEVILLE MUNI/DRAKES FLD)	AA---DOMESTIC	B-727-200	135		135			
43			B-727-100	628		628			
44			ALL TYPES	763		763	790	763	96.59
45									
46		FI---DOMESTIC	B-737-100/200	1584	2	1586			
47			B-727-200	986		986			
48			F-28-4000/600	1681		1681			
49			B-737-300	272		272			
50			ALL TYPES	4523	2	4525	4548	4489	98.70
51									
52	COMMUNITY TOTAL	DOMESTIC	B-727-200	1121		1121			
53			B-727-100	628		628			
54			B-737-100/200	1584	2	1586			
55			F-28-4000/600	1681		1681			
56			B-737-300	272		272			
57			ALL TYPES	5286	2	5288	5336	5252	98.38
58									
59	GREENSBORO/HIGH PT/WINSTN								
60	(GREENSBORO-HIGH PT-WINSTN RGNL)	AA---DOMESTIC	B-727-200	128		128			
61			B-727-100	654		654			
62			ALL TYPES	782		782	792	782	98.73
63									
64		AL---DOMESTIC	DC-9-30	742	1	743			
65			BAC-111-200	395		395			
66			B-737-300	1		1			
67			ALL TYPES	1138	1	1139	1151	1138	98.87
68									
69		DL---DOMESTIC	DC-9-30	415		415			
70			B-727-200	467	5	472			
71			B-737-100/200	1321	4	1325			
72			ALL TYPES	2203	9	2212	2204	2198	99.72
73									
74		EA---DOMESTIC	DC-9-30	2424		2424			
75			B-727-100	689		689			
76			B-727-200	798		798			
77			DC-9-50	475		475			
78			B-757-200	2		2			
79			ALL TYPES	4388		4388	4514	4355	96.47
80									
81		NW---DOMESTIC	DC-9-30	1		1			
82			ALL TYPES	1		1			
83									
84		UA---DOMESTIC	DC-9-10	97		97			
85			DC-9-30	564	2	566			
86			DC-9-40	23		23			
87			ALL TYPES	684	2	686	692	680	98.26
88									
89		PE---DOMESTIC	B-737-100/200	1433		1433			
90			B-727-200	106		106			
91			ALL TYPES	1539		1539	1581	1539	97.34
92									
93		PI---DOMESTIC	B-737-100/200	8167	167	8334			
94			B-727-200	3883	26	3909			
95			F-28-4000/600	1569	16	1585			
96			B-737-300	445	2	447			
97			ALL TYPES	14064	211	14275	14149	13974	98.76
98									
99		LA---DOMESTIC	B-737-100/200	929		929			
100			B-727-100	34		34			
101			B-727-200	274		274			
102			ALL TYPES	1237		1237	1276	1237	96.94
103									
104	COMMUNITY TOTAL	DOMESTIC	B-727-200	5656	31	5687			
105			B-727-100	1377		1377			
106			DC-9-30	4146	3	4149			
107			BAC-111-200	395		395			
108			B-737-300	446	2	448			
109			B-737-100/200	11850	171	12021			
110			DC-9-50	475		475			
111			B-757-200	2		2			
112									

TABLE 7
AIRCRAFT DEPARTURES SCHEDULED AND AIRCRAFT DEPARTURES PERFORMED, BY TYPE OF OPERATION, BY AIRCRAFT TYPE, BY COMMUNITY, AND BY CARRIER

12 MONTHS ENDED DECEMBER 31, 1985

Line No.	Area, state or country Community (Airport name)	Carrier and type of operation	Type of aircraft	Total departures performed: Scheduled service	Nonscheduled service	All services	Departures scheduled	Number of departures sampled: Number	Percent of departures sampled
	1	2	3	4	5	6	7	8	9
1	COMMUNITY TOTAL	DOMESTIC	(CONT.)						
2			DC-9-10	97		97			
3			DC-9-40	23		23			
4			F-28-4000/600	1569	16	1585			
5			ALL TYPES	26036	223	26259	26359	25903	98.27
6									
7	JACKSONVILLE/CAMP LEJEUNE (ALBERT J ELLIS)	PI---DOMESTIC	B-737-100/200	1715		1715			
8			B-727-200	1		1			
9			F-28-4000/600	4		4			
10			ALL TYPES	1720		1720	1785	1708	95.68
11									
12	KINSTON (STALLINGS FIELD)	FI---DOMESTIC	B-737-100/200	834	17	851			
13			B-727-200	592		592			
14			F-28-4000/600	295	1	296			
15			ALL TYPES	1727	18	1745	1701	1681	98.82
16									
17	RALEIGH/DURHAM (RALEIGH-DURHAM)	AA---DOMESTIC	B-727-200	132		132			
18			B-727-100	908		908			
19			ALL TYPES	1040		1040	1054	1040	98.67
20									
21		AL---DOMESTIC	DC-9-30	757	2	759			
22			B-737-100/200	177		177			
23			B-737-300	54		54			
24			BAC-111-200	124		124			
25			B-727-200	74		74			
26			ALL TYPES	1186	2	1188	1192	1185	99.41
27									
28		CC---DOMESTIC	B-727-200	1		1			
29			ALL TYPES	1		1			
30									
31		CL---DOMESTIC	DC-9-30	215		215			
32			B-727-200	1114		1114			
33			L-1011/100/20	438		438			
34			B-767-200	2		2			
35			B-737-100/200	2091	1	2092			
36			DC-8-71	2	1	3			
37			DC-8-61		1	1			
38			B-757-200	34		34			
39			ALL TYPES	3896	3	3899	3902	3887	99.61
40									
41		CL---INTERNATIONAL	L-1011/100/20	1		1			
42			ALL TYPES	1		1			
43									
44		CL---TOTAL	DC-9-30	215		215			
45			B-727-200	1114		1114			
46			L-1011/100/20	439		439			
47			B-767-200	2		2			
48			B-737-100/200	2091	1	2092			
49			DC-8-71	2	1	3			
50			DC-8-61		1	1			
51			B-757-200	34		34			
52			ALL TYPES	3897	3	3900	3902	3887	99.61
53									
54		CA---DOMESTIC	DC-9-30	2216		2216			
55			B-727-100	1321		1321			
56			B-727-200	1249	2	1251			
57			DC-9-50	1399		1399			
58			B-757-200	2		2			
59			ALL TYPES	6189	2	6191	6300	6168	97.90
60									
61		NN---DOMESTIC	DC-9-30	381		381			
62			DC-9-80	1		1			
63			ALL TYPES	382		382	413	381	92.25
64									
65		CR---DOMESTIC	DC-9-30	1051	22	1073			
66			DC-9-40	86		86			
67			DC-9-10	74		74			
68			ALL TYPES	1211	22	1233	1221	1211	99.18
69									
70		FA---DOMESTIC	B-727-200	574	2	576			
71			B-747	1		1			
72			ALL TYPES	575	2	577	618	573	92.71
73									
74		FE---DOMESTIC	B-737-100/200	509		509			
75			B-727-200	47		47			
76			ALL TYPES	556		556	565	556	98.40
77									
78		FI---DOMESTIC	B-737-100/200	4342	38	4380			
79			B-727-200	3469	2	3471			
80			F-28-4000/600	1581	4	1585			
81			B-737-300	551		551			
82			ALL TYPES	9943	44	9987	10015	9892	98.77
83									
84		TB---DOMESTIC	B-727-100	68		68			
85			B-727-200	540		540			
86			ALL TYPES	608		608	613	605	98.69
87									
88		UA---DOMESTIC	B-737-100/200	84		84			
89			B-727-100	257		257			
90			B-727-200	983		983			
91			ALL TYPES	1324		1324	1349	1322	97.99
92									
93	COMMUNITY TOTAL	DOMESTIC	B-727-200	8183	6	8189			
94			B-727-100	2554		2554			
95			DC-9-30	4622	24	4646			
96			B-737-100/200	7203	39	7242			
97			B-737-300	605		605			
98			BAC-111-200	124		124			
99			L-1011/100/20	438		438			
100			B-767-200	2		2			
101			DC-8-71	2	1	3			
102			DC-8-61		1	1			
103			B-757-200	36		36			
104			DC-9-50	1399		1399			
105			DC-9-80	1		1			
106			DC-9-40	86		86			
107			DC-9-10	74		74			
108			B-747	1		1			
109			F-28-4000/600	1581	4	1585			
110									
111									
112									

TABLE 7
AIRCRAFT DEPARTURES SCHEDULED AND AIRCRAFT DEPARTURES PERFORMED, BY TYPE OF OPERATION, BY AIRCRAFT TYPE, BY COMMUNITY, AND BY CARRIER

12 MONTHS ENDED DECEMBER 31, 1985

Line No.	Area, state or country Community (Airport name)	Carrier and type of operation	Type of aircraft	Total departures performed: Scheduled service	Total departures performed: Nonscheduled service	Total departures performed: All services	Departures scheduled	Scheduled departures completed: Number	Scheduled departures completed: Percent of departures scheduled
	1	2	3	4	5	6	7	8	9
1	COMMUNITY TOTAL	DOMESTIC	(CONT.)						
2			ALL TYPES	26911	75	26986	27242	26820	98.45
3		INTERNATIONAL	L-1011/100/20	1		1			
4			ALL TYPES	1		1			
5									
6		TOTAL	B-727-200	8183	6	8189			
7			B-727-100	2554		2554			
8			DC-9-30	4622	24	4646			
9			B-737-100/200	7203	39	7242			
10			B-737-300	605		605			
11			BAC-111-200	124		124			
12			L-1011/100/20	439		439			
13			B-767-200	2		2			
14			DC-8-71	2	1	3			
15			DC-8-61		1	1			
16			B-757-200	36		36			
17			DC-9-50	1399		1399			
18			DC-9-80	1		1			
19			DC-9-40	86		86			
20			DC-9-10	74		74			
21			B-747	1		1			
22			F-28-4000/600	1581	4	1585			
23			ALL TYPES	26912	75	26987	27242	26820	98.45
24									
25	WILMINGTON								
26	(NEW HANOVER COUNTY)	FI---DOMESTIC	B-737-100/200	2709	1	2710			
27			F-28-4000/600	898		898			
28			B-727-200	1		1			
29			ALL TYPES	3608	1	3609	3644	3593	98.60
30									
31	NORTH DAKOTA								
32	----------								
33									
34	BISMARCK/MANDAN								
35	(BISMARCK MUNI)	FL---DOMESTIC	B-737-100/200	1381		1381			
36			ALL TYPES	1381		1381	1396	1380	98.85
37									
38		NW---DOMESTIC	B-727-100	679		679			
39			B-727-200	351		351			
40			ALL TYPES	1030		1030	1040	1024	98.46
41									
42		RC---DOMESTIC	DC-9-50	476		476			
43			DC-9-30	710		710			
44			DC-9-10	110		110			
45			ALL TYPES	1296		1296	1323	1289	97.43
46									
47		WA---DOMESTIC	B-737-100/200	623		623			
48			ALL TYPES	623		623	634	623	98.26
49									
50	COMMUNITY TOTAL	DOMESTIC	B-737-100/200	2004		2004			
51			B-727-100	679		679			
52			B-727-200	351		351			
53			DC-9-50	476		476			
54			DC-9-30	710		710			
55			DC-9-10	110		110			
56			ALL TYPES	4330		4330	4393	4316	98.24
57									
58	FARGO/MOORHEAD								
59	(HECTOR FIELD)	FL---DOMESTIC	B-737-100/200	733		733			
60			ALL TYPES	733		733	732	729	99.59
61									
62		NW---DOMESTIC	B-727-100	510		510			
63			B-727-200	1146		1146			
64			DC-10-40	8		8			
65			ALL TYPES	1664		1664	1660	1643	98.97
66									
67		RC---DOMESTIC	CV-580	3	1	4			
68			DC-9-50	797		797			
69			DC-9-30	489		489			
70			DC-9-10	15		15			
71			B-727-200	1		1			
72			DC-9-80	1		1			
73			ALL TYPES	1306	1	1307	1305	1269	97.24
74									
75		LA---DOMESTIC	B-737-100/200	616		616			
76			B-727-100	10		10			
77			ALL TYPES	626		626	647	626	96.75
78									
79	COMMUNITY TOTAL	DOMESTIC	B-737-100/200	1349		1349			
80			B-727-100	520		520			
81			B-727-200	1147		1147			
82			DC-10-40	8		8			
83			CV-580	3	1	4			
84			DC-9-50	797		797			
85			DC-9-30	489		489			
86			DC-9-10	15		15			
87			DC-9-80	1		1			
88			ALL TYPES	4329	1	4330	4344	4267	98.22
89									
90	GRAND FORKS								
91	(GRAND FORKS INTERNATIONAL)	NW---DOMESTIC	B-727-100	439		439			
92			B-727-200	618		618			
93			ALL TYPES	1057		1057	1081	1049	97.03
94									
95		RC---DOMESTIC	DC-9-30	427		427			
96			DC-9-50	1032		1032			
97			DC-9-10	33		33			
98			B-727-200	3		3			
99			ALL TYPES	1495		1495	1524	1475	96.78
100									
101	COMMUNITY TOTAL	DOMESTIC	B-727-100	439		439			
102			B-727-200	621		621			
103			DC-9-30	427		427			
104			DC-9-50	1032		1032			
105			DC-9-10	33		33			
106			ALL TYPES	2552		2552	2605	2524	96.89
107									
108	MINOT								
109	(MINOT INTERNATIONAL)	FL---DOMESTIC	B-737-100/200	1089		1089			
110			ALL TYPES	1089		1089	1100	1086	98.90
111									
112									

TABLE 7
AIRCRAFT DEPARTURES SCHEDULED AND AIRCRAFT DEPARTURES PERFORMED, BY TYPE OF OPERATION, BY AIRCRAFT TYPE, BY COMMUNITY, AND BY CARRIER

12 MONTHS ENDED DECEMBER 31, 1969

Line No.	Area, state or country Community (Airport name)	Carrier and type of operation	Type of aircraft	Total departures performed: Scheduled service	Nonscheduled service	All services	Departures scheduled	[illegible]	[illegible]
	1	2	3	4	5	6	7	[illegible]	[illegible]
1	MINOT INTERNATIONAL	(CONT.)							
2		KC---DOMESTIC	DC-9-30	374		374			
3			DC-9-50	621		621			
4			DC-9-10	70		70			
5			ALL TYPES	1065		1065	1075	1049	97.58
6	COMMUNITY TOTAL	DOMESTIC	B-737-100/200	1089		1089			
7			DC-9-30	374		374			
8			DC-9-50	621		621			
9			DC-9-10	70		70			
10			ALL TYPES	2154		2154	2175	2137	98.25
11	OHIO								
12	AKRON/CANTON (AKRON-CANTON)	EA---DOMESTIC	DC-9-30	474		474			
13			B-727-100	330		330			
14			B-727-200	15		15			
15			DC-9-50	3		3			
16			ALL TYPES	822		822	843	817	96.91
17		FI---DOMESTIC	B-727-200	727	1	728			
18			B-737-100/200		2	2			
19			ALL TYPES	727	3	730	730	726	99.45
20		RC---DOMESTIC	DC-9-30	2		2			
21			CV-580	336		336			
22			DC-9-10	1		1			
23			DC-9-50	2		2			
24			ALL TYPES	341		341	343	338	98.54
25		LA---DOMESTIC	B-737-100/200	1041		1041			
26			B-727-100	271		271			
27			B-727-200	222	2	224			
28			ALL TYPES	1534	2	1536	1595	1525	95.61
29		ZB---DOMESTIC	DASH-7	87		87			
30			BAE-146-1	380		380			
31			ALL TYPES	467		467	483	467	96.68
32	COMMUNITY TOTAL	DOMESTIC	DC-9-30	476		476			
33			B-727-100	601		601			
34			B-727-200	964	3	967			
35			DC-9-50	5		5			
36			B-737-100/200	1041	2	1043			
37			CV-580	336		336			
38			DC-9-10	1		1			
39			DASH-7	87		87			
40			BAE-146-1	380		380			
41			ALL TYPES	3891	5	3896	3994	3873	96.97
42	CINCINNATI (GREATER CINCINNATI)	AA---DOMESTIC	B-727-100	538		538			
43			B-727-200	1356	2	1358			
44			B-767-200	1		1			
45			DC-9-80	259		259			
46			ALL TYPES	2154	2	2156	2183	2153	98.62
47		AL---DOMESTIC	BAC-111-200	1221		1221			
48			DC-9-30	1856	7	1863			
49			B-737-100/200	421		421			
50			B-737-300	96		96			
51			B-727-200	45		45			
52			ALL TYPES	3639	7	3646	3686	3638	98.69
53		CC---DOMESTIC	B-727-200	151		151			
54			B-727-100	561		561			
55			DC-9-80	3		3			
56			DC-9-10	2		2			
57			DC-9-30	4		4			
58			ALL TYPES	721		721	732	719	98.22
59		DL---DOMESTIC	DC-9-30	3116	13	3129			
60			B-727-200	10422		10422			
61			L-1011/100/20	2		2			
62			DC-8-71	299		299			
63			B-767-200	1638		1638			
64			B-737-100/200	758	5	763			
65			B-757-200	327		327			
66			ALL TYPES	16562	18	16580	16644	16543	99.39
67		FI---DOMESTIC	*B-727-100	6		6			
68			ALL TYPES	6		6	44		.00
69		NL---DOMESTIC	DC-9-10	5		5			
70			DC-9-30	9		9			
71			B-737-100/200	497		497			
72			ALL TYPES	511		511	518	510	98.45
73		NY---DOMESTIC	DC-9-30	187		187			
74			ALL TYPES	187		187	210	186	88.57
75		PA---DOMESTIC	B-727-200	385	4	389			
76			ALL TYPES	385	4	389	413	384	92.97
77		PE---DOMESTIC	B-737-100/200	896		896			
78			B-727-200	373		373			
79			ALL TYPES	1269		1269	1297	1269	97.84
80		PI---DOMESTIC	B-737-100/200	1439	17	1456			
81			B-727-200	1525	1	1526			
82			F-28-4000/600	301		301			
83			B-737-300	59		59			
84			ALL TYPES	3324	18	3342	3348	3314	98.98
85		RC---DOMESTIC	DC-9-30	1177	2	1179			
86			DC-9-50	504	1	505			
87			DC-9-10	2271		2271			
88			DC-9-80	25		25			
89			B-727-200	2		2			
90			CV-580	1		1			

TABLE 7
AIRCRAFT DEPARTURES SCHEDULED AND AIRCRAFT DEPARTURES PERFORMED, BY TYPE OF OPERATION, BY AIRCRAFT TYPE, BY COMMUNITY, AND BY CARRIER

12 MONTHS ENDED DECEMBER 31, 1985

Line No.	Area, state or country Community (Airport name)	Carrier and type of operation	Type of aircraft	Total departures performed: Scheduled service	Nonscheduled service	All services	Departures scheduled	Scheduled departures completed: Number	Percent of departures scheduled
	1	2	3	4	5	6	7	8	9
1	GREATER CINCINNATI	RC---DOMESTIC	(CONT.)						
2			ALL TYPES	3980	3	3983	4020	3945	98.13
3		RL---DOMESTIC	SH-99	641		641			
4			SWEAR-METRO I	15		15			
5			ALL TYPES	656		656	698	656	93.98
6									
7		TB---DOMESTIC	B-727-100	620		620			
8			B-727-200	981	1	982			
9			DC-9-80	701		701			
10			ALL TYPES	2302	1	2303	2329	2299	98.71
11									
12		LA---DOMESTIC	B-737-100/200	1022	1	1023			
13			B-727-100	288	6	294			
14			B-727-200	237	11	248			
15			ALL TYPES	1547	18	1565	1608	1537	95.58
16									
17		ZC---DOMESTIC	BAC-111-200	916	201	1117			
18			ALL TYPES	916	201	1117	922	916	99.34
19									
20		ZP---DOMESTIC	B-737-100/200	675		675			
21			DC-9-30	19		19			
22			DC-9-80	5		5			
23			DC-9-10	5		5			
24			ALL TYPES	704		704	718	704	98.05
25									
26	COMMUNITY TOTAL	DOMESTIC	B-727-100	2007	6	2013			
27			B-727-200	15477	19	15496			
28			B-767-200	1639		1639			
29			DC-9-80	993		993			
30			BAC-111-200	2137	201	2338			
31			DC-9-30	6368	22	6390			
32			B-737-100/200	5708	23	5731			
33			B-737-300	155		155			
34			DC-9-10	2283		2283			
35			L-1011/100/20	2		2			
36			DC-8-71	295		295			
37			B-757-200	327		327			
38			*B-727-100	6		6			
39			F-28-4000/600	301		301			
40			DC-9-50	504	1	505			
41			CV-580	1		1			
42			SH-99	641		641			
43			SWEAR-METRO I	15		15			
44			ALL TYPES	38863	272	39135	39370	38773	98.48
45									
46	CLEVELAND (HOPKINS INTERNATIONAL)								
47		AA---DOMESTIC	B-727-100	355		355			
48			B-727-200	2524		2524			
49			DC-9-80	2		2			
50			ALL TYPES	2881		2881	2914	2881	98.86
51									
52		AI---DOMESTIC	BAC-111-200	1039		1039			
53			DC-9-30	5264	265	5529			
54			B-737-100/200	593	121	714			
55			B-737-300	212		212			
56			B-727-200	132		132			
57			ALL TYPES	7240	386	7626	7287	7237	99.31
58									
59		CL---DOMESTIC	B-727-200	1394		1394			
60			DC-9-10	40		40			
61			DC-9-30	290		290			
62			B-727-100	159		159			
63			DC-9-80	139		139			
64			B-737-300	51		51			
65			ALL TYPES	2073		2073	2109	2048	97.10
66									
67		DL---DOMESTIC	DC-9-30	1583	3	1586			
68			B-727-200	1409		1409			
69			B-737-100/200	4	2	6			
70			ALL TYPES	2996	5	3001	3002	2995	99.76
71									
72		EA---DOMESTIC	DC-9-30	1464	1	1465			
73			B-727-100	253		253			
74			B-727-200	369	1	370			
75			DC-9-50	771	1	772			
76			ALL TYPES	2857	3	2860	2860	2845	98.71
77									
78		FT---DOMESTIC	*B-727-100	6		6			
79			*B-747F		1	1			
80			ALL TYPES	8	1	9	89		.00
81									
82		IB---DOMESTIC	DC-9-10	400		400			
83			ALL TYPES	400		400	400	400	100.00
84									
85		PL---DOMESTIC	DC-9-10	940		940			
86			DC-9-30	1554	59	1613			
87			DC-9-80	1		1			
88			B-737-100/200	361		361			
89			ALL TYPES	2856	59	2915	2895	2855	98.61
90									
91		NW---DOMESTIC	B-727-100	14		14			
92			B-727-200	4046	1	4047			
93			DC-10-40	2		2			
94			ALL TYPES	4062	1	4063	4144	4051	97.75
95									
96		NY---DOMESTIC	DC-9-30	3		3			
97			ALL TYPES	3		3			
98									
99		CZ---DOMESTIC	DC-9-10	87		87			
100			DC-9-30	1070	24	1094			
101			DC-9-40	63	5	68			
102			ALL TYPES	1220	29	1249	1229	1218	99.10
103									
104		PA---DOMESTIC	B-727-200	662	2	664			
105			B-747	1		1			
106			ALL TYPES	663	2	665	713	662	92.84
107									
108		PE---DOMESTIC	B-737-100/200	751		751			
109			B-727-200	1212		1212			
110			ALL TYPES	2003		2003	2037	2000	98.18
111									
112									

TABLE 7
AIRCRAFT DEPARTURES SCHEDULED AND AIRCRAFT DEPARTURES PERFORMED, BY TYPE OF OPERATION, BY AIRCRAFT TYPE, BY COMMUNITY, AND BY CARRIER

12 MONTHS ENDED DECEMBER 31, 1985

Line No.	Area, state or country Community (Airport name)	Carrier and type of operation	Type of aircraft	Total departures performed: Scheduled service	Nonscheduled service	All services	Departures scheduled	Scheduled departures completed: Number	Percent of departures scheduled
	1	2	3	4	5	6	7	8	9
1	HOPKINS INTERNATIONAL	(CONT.)							
2		FI---DOMESTIC	B-737-100/200	1305	4	1309			
3			B-737-300	147		147			
4			ALL TYPES	1452	4	1456	1460	1451	99.38
5									
6		RC---DOMESTIC	DC-9-30	236		236			
7			CV-580	1230		1230			
8			DC-9-50	176	1	177			
9			DC-9-10	68		68			
10			B-727-200	20		20			
11			DC-9-80	174		174			
12			ALL TYPES	1904	1	1905	1930	1881	97.46
13									
14		TB---DOMESTIC	B-727-100	615		615			
15			B-727-200	1478		1478			
16			L-1011/100/20	1		1			
17			DC-9-80	75		75			
18			ALL TYPES	2169		2169	2188	2166	98.99
19									
20		LA---DOMESTIC	B-737-100/200	7262	13	7275			
21			B-727-100	221	5	226			
22			B-727-200	5338	28	5366			
23			DC-10-10	225	4	229			
24			B-747	3		3			
25			DC-8-71	626	1	627			
26			B-767-200	693		693			
27			DC-10-30	19		19			
28			ALL TYPES	14387	51	14438	14817	14339	96.77
29									
30		LR---DOMESTIC	F-28-4000/600	498		498			
31			SWEAR-METRO I	106		106			
32			ALL TYPES	604		604	631	604	95.72
33									
34		VK---DOMESTIC	*L-188A/C	91		91			
35			*CV-640	209		209			
36			*DC-6	248		248			
37			*DC-8-30	1		1			
38			*DC-8-50F	1		1			
39			*DC-8-62	6		6			
40			*DC-8-63F	1		1			
41			ALL TYPES	557		557	260	260	100.00
42									
43		2K---DOMESTIC	DASH-7	754		754			
44			ALL TYPES	754		754	790	754	95.44
45									
46		2P---DOMESTIC	B-737-100/200	360		360			
47			DC-9-30	19		19			
48			DC-9-80	1		1			
49			ALL TYPES	380		380	387	380	98.19
50	COMMUNITY TOTAL	DOMESTIC	B-727-100	1617	5	1622			
51			B-727-200	18584	32	18616			
52			DC-9-80	392		392			
53			BAC-111-200	1039		1039			
54			DC-9-30	11483	352	11835			
55			B-737-100/200	10676	140	10816			
56			B-737-300	410		410			
57			DC-9-10	1535		1535			
58			DC-9-50	947	2	949			
59			*B-727-100	8		8			
60			*B-747F		1	1			
61			DC-10-40	2		2			
62			DC-9-40	63	5	68			
63			B-747	4		4			
64			CV-580	1230		1230			
65			L-1011/100/20	1		1			
66			DC-10-10	225	4	229			
67			DC-8-71	626	1	627			
68			B-767-200	693		693			
69			DC-10-30	19		19			
70			F-28-4000/600	498		498			
71			SWEAR-METRO I	106		106			
72			*L-188A/C	91		91			
73			*CV-640	209		209			
74			*DC-6	248		248			
75			*DC-8-30	1		1			
76			*DC-8-50F	1		1			
77			*DC-8-62	6		6			
78			*DC-8-63F	1		1			
79			DASH-7	754		754			
80			ALL TYPES	51469	542	52011	52162	51025	97.82
81									
82	COLUMBUS (PORT COLUMBUS INTERNATIONAL)								
83		AA---DOMESTIC	B-727-100	561		561			
84			B-727-200	1419		1419			
85			DC-9-80	291		291			
86			ALL TYPES	2271		2271	2305	2271	98.52
87									
88		AL---DOMESTIC	BAC-111-200	1046		1046			
89			DC-9-30	3618	9	3627			
9			B-737-100/200	496		496			
9			B-737-300	1040		1040			
92			B-727-200	95		95			
93			ALL TYPES	6295	9	6304	6363	6291	98.86
94									
95		CL---DOMESTIC	DC-9-30	261		261			
96			B-727-200	2020		2020			
97			DC-8-71	258		258			
98			B-737-100/200	3		3			
99			ALL TYPES	2542		2542	2540	2535	99.80
100									
101		EA---DOMESTIC	DC-9-30	1086		1086			
102			B-727-100	748		748			
103			B-727-200	347		347			
104			DC-9-50	341		341			
105			B-757-200	1		1			
106			A-300-B4	234		234			
107			A-300-B2	10		10			
108			ALL TYPES	2767		2767	2805	2762	98.46
109									
110		IY---DOMESTIC	DC-9-10	48		48			
111			ALL TYPES	48		48	48	48	100.00
112									

TABLE 7
AIRCRAFT DEPARTURES SCHEDULED AND AIRCRAFT DEPARTURES PERFORMED, BY TYPE OF OPERATION, BY AIRCRAFT TYPE, BY COMMUNITY, AND BY CARRIER

12 MONTHS ENDED DECEMBER 31, 1965

Line No.	Area, state or country Community (Airport name)	Carrier and type of operation	Type of aircraft	Total departures performed: Scheduled service	Nonscheduled service	All services	Departures scheduled	Scheduled departures completed: Number	Percent of departures scheduled
	1	2	3	4	5	6	7	8	9
1	PORT COLUMBUS INTERNATIONAL	(CONT.)							
2		FE---DOMESTIC	B-737-100/200	1536		1536			
3			B-727-200	1233		1233			
4			ALL TYPES	2769		2769	2831	2769	97.80
5		RC---DOMESTIC	DC-9-30	645		645			
6			DC-9-50	313		313			
7			DC-9-10	959		959			
8			DC-9-80	50		50			
9			CV-580	660		660			
10			B-727-200	21		21			
11			ALL TYPES	2648		2648	2694	2618	97.17
12		TB---DOMESTIC	B-727-100	1196		1196			
13			B-727-200	2981		2981			
14			DC-9-80	615		615			
15			ALL TYPES	4792		4792	4868	4781	98.21
16		LA---DOMESTIC	B-737-100/200	328		328			
17			B-727-100	273		273			
18			B-727-200	1137	1	1138			
19			B-747	1	4	5			
20			DC-8-71	1	4	5			
21			DC-10-10		1	1			
22			ALL TYPES	1740	10	1750	1776	1733	97.57
23		ZC---DOMESTIC	BAC-111-200	789	182	971			
24			ALL TYPES	789	182	971	795	789	99.24
25	AIRPORT TOTAL	DOMESTIC	B-727-100	2778		2778			
26			B-727-200	5253	1	5254			
27			DC-9-80	956		956			
28			BAC-111-200	1835	182	2017			
29			DC-9-30	5610	9	5619			
30			B-737-100/200	2363		2363			
31			B-737-300	1040		1040			
32			DC-8-71	259	4	263			
33			DC-9-50	654		654			
34			B-757-200	1		1			
35			A-300-B4	234		234			
36			A-300-B2	10		10			
37			DC-9-10	1007		1007			
38			CV-580	660		660			
39			B-747	1	4	5			
40			DC-10-10		1	1			
41			ALL TYPES	26661	201	26862	27025	26597	98.41
42	(ECKERD AFB)	FT---DOMESTIC	*B-727-100	2		2			
43			ALL TYPES	2		2			
44	COMMUNITY TOTAL BY CARRIER	AA---DOMESTIC	DC-9-80	291		291			
45			B-727-100	561		561			
46			B-727-200	1419		1419			
47			ALL TYPES	2271		2271	2305	2271	98.52
48		AL---DOMESTIC	BAC-111-200	1046		1046			
49			B-737-300	1040		1040			
50			B-737-100/200	496		496			
51			DC-9-30	3618	9	3627			
52			B-727-200	95		95			
53			ALL TYPES	6295	9	6304	6363	6291	98.86
54		DL---DOMESTIC	B-757-100/200	3		3			
55			DC-9-30	261		261			
56			B-727-200	2020		2020			
57			DC-8-71	258		258			
58			ALL TYPES	2542		2542	2540	2535	99.80
59		EA---DOMESTIC	B-757-200	1		1			
60			DC-9-30	1086		1086			
61			DC-9-50	341		341			
62			A-300-B4	234		234			
63			A-300-B2	10		10			
64			B-727-100	746		746			
65			B-727-200	347		347			
66			ALL TYPES	2767		2767	2805	2762	98.46
67		FT---DOMESTIC	*B-727-100	2		2			
68			ALL TYPES	2		2			
69		IY---DOMESTIC	DC-9-10	48		48			
70			ALL TYPES	48		48	48	48	100.00
71		FE---DOMESTIC	B-737-100/200	1536		1536			
72			B-727-200	1233		1233			
73			ALL TYPES	2769		2769	2831	2769	97.80
74		RC---DOMESTIC	CV-580	660		660			
75			DC-9-10	959		959			
76			DC-9-30	645		645			
77			DC-9-50	313		313			
78			DC-9-80	50		50			
79			B-727-200	21		21			
80			ALL TYPES	2648		2648	2694	2618	97.17
81		TB---DOMESTIC	DC-9-80	615		615			
82			B-727-100	1196		1196			
83			B-727-200	2981		2981			
84			ALL TYPES	4792		4792	4868	4781	98.21
85		LA---DOMESTIC	B-737-100/200	328		328			
86			B-727-100	273		273			
87			B-727-200	1137	1	1138			
88			DC-10-10		1	1			
89			B-747	1	4	5			
90			DC-8-71	1	4	5			
91			ALL TYPES	1740	10	1750	1776	1733	97.57
92		ZC---DOMESTIC	BAC-111-200	789	182	971			
93			ALL TYPES	789	182	971	795	789	99.24
94	COMMUNITY TOTAL	DOMESTIC	B-727-100	2778		2778			

TABLE 7
AIRCRAFT DEPARTURES SCHEDULED AND AIRCRAFT DEPARTURES PERFORMED,
BY TYPE OF OPERATION, BY AIRCRAFT TYPE, BY COMMUNITY, AND BY CARRIER

12 MONTHS ENDED DECEMBER 31, 1985

Line No.	Area, state or country Community (Airport name)	Carrier and type of operation	Type of aircraft	Total departures performed: Scheduled service	Total departures performed: Nonscheduled service	Total departures performed: All services	Departures scheduled	Scheduled departures completed: Number	Scheduled departures completed: Percent of departures scheduled
	1	2	3	4	5	6	7	8	9
1	COMMUNITY TOTAL	DOMESTIC	(CONT.)						
2			B-727-200	9253	1	9254			
3			DC-9-80	956		956			
4			BAC-111-200	1835	182	2017			
5			DC-9-30	5610	9	5619			
6			B-737-100/200	2363		2363			
7			B-737-300	1040		1040			
8			DC-8-71	259	4	263			
9			DC-9-50	654		654			
10			B-757-200	1		1			
11			A-300-B4	234		234			
12			A-300-B2	10		10			
13			DC-9-10	1007		1007			
14			CV-580	660		660			
15			B-747	1	4	5			
16			DC-10-10		1	1			
17			*B-727-100	2		2			
18			ALL TYPES	26663	201	26864	27025	26597	98.41
19	DAYTON								
20	(JAMES M COX DAYTON MUNI)	AA---DOMESTIC	B-727-100	338		338			
21			B-727-200	51		51			
22			ALL TYPES	389		389	405	389	96.04
23									
24		AL---DOMESTIC	BAC-111-200	626		626			
25			DC-9-30	2698	9	2707			
26			B-737-100/200	304		304			
27			B-737-300	1		1			
28			ALL TYPES	3629	9	3638	3680	3628	98.58
29									
30		DL---DOMESTIC	B-727-200	1405		1405			
31			DC-8-71	454		454			
32			B-767-200	1		1			
33			B-757-200	32		32			
34			B-737-100/200	1		1			
35			ALL TYPES	1893		1893	1891	1885	99.68
36									
37		PE---DOMESTIC	B-737-100/200	467		467			
38			B-727-200	56		56			
39			ALL TYPES	523		523	539	523	97.03
40									
41		PI---DOMESTIC	B-737-100/200	13097		13097			
42			B-727-200	6587		6587			
43			B-737-300	758		758			
44			F-28-4000/600	1		1			
45			ALL TYPES	20443		20443	20695	20434	98.73
46									
47		TW---DOMESTIC	B-727-100	801		801			
48			B-727-200	1325		1325			
49			DC-9-80	408		408			
50			ALL TYPES	2534		2534	2556	2530	98.98
51									
52		UA---DOMESTIC	B-737-100/200	1019		1019			
53			B-727-100	53		53			
54			B-727-200	553		553			
55			ALL TYPES	1625		1625	1654	1613	97.52
56									
57	COMMUNITY TOTAL	DOMESTIC	B-727-100	1152		1152			
58			B-727-200	5977		5977			
59			BAC-111-200	626		626			
60			DC-9-30	2698	9	2707			
61			B-737-100/200	14888		14888			
62			B-737-300	759		759			
63			DC-8-71	454		454			
64			B-767-200	1		1			
65			B-757-200	32		32			
66			F-28-4000/600	1		1			
67			DC-9-80	408		408			
68			ALL TYPES	31036	9	31045	31420	31002	98.66
69									
70	TOLEDO								
71	(TOLEDO EXPRESS)	AL---DOMESTIC	BAC-111-200	563		563			
72			DC-9-30	725	3	728			
73			ALL TYPES	1288	3	1291	1296	1287	99.30
74									
75		DL---DOMESTIC	DC-9-30	234		234			
76			B-727-200	787		787			
77			B-737-100/200	186		186			
78			ALL TYPES	1207		1207	1211	1207	99.66
79									
80		PI---DOMESTIC	B-737-100/200	9		9			
81			B-727-200	724		724			
82			ALL TYPES	733		733	730	722	98.90
83									
84		TW---DOMESTIC	B-727-100	418		418			
85			B-727-200	602		602			
86			ALL TYPES	1020		1020	1027	1019	99.22
87									
88		UA---DOMESTIC	B-737-100/200	82		82			
89			B-727-100	173		173			
90			B-727-200	674		674			
91			ALL TYPES	929		929	958	924	96.45
92									
93		ZK---DOMESTIC	DASH-7	153		153			
94			BAE-146-1	1420	1	1421			
95			BAC-111-200	1		1			
96			ALL TYPES	1574	1	1575	1608	1574	97.88
97									
98	COMMUNITY TOTAL	DOMESTIC	BAC-111-200	564		564			
99			DC-9-30	959	3	962			
100			B-727-200	2787		2787			
101			B-737-100/200	277		277			
102			B-727-100	591		591			
103			DASH-7	153		153			
104			BAE-146-1	1420	1	1421			
105			ALL TYPES	6751	4	6755	6830	6733	98.57
106									
107	YOUNGSTOWN								
108	(YOUNGSTOWN MUNI)	LA---DOMESTIC	B-737-100/200	772		772			
109			B-727-100	126		126			
110			B-727-200	131		131			
111			ALL TYPES	1029		1029	1055	1005	95.26
112									

TABLE 7
AIRCRAFT DEPARTURES SCHEDULED AND AIRCRAFT DEPARTURES PERFORMED,
BY TYPE OF OPERATION, BY AIRCRAFT TYPE, BY COMMUNITY, AND BY CARRIER

12 MONTHS ENDED DECEMBER 31, 1985

Line No.	Area, state or country Community (Airport name)	Carrier and type of operation	Type of aircraft	Total departures performed: Scheduled service	Total departures performed: Nonscheduled service	Total departures performed: All services	Departures scheduled	Scheduled departures completed: Number	Scheduled departures completed: Percent of departures scheduled
	1	2	3	4	5	6	7	8	9
1	OKLAHOMA								
2									
3	OKLAHOMA CITY								
4	(WILL ROGERS WORLD)	AA---DOMESTIC	B-727-100	186		186			
5			B-727-200	3006		3006			
6			DC-9-80	1162		1162			
7			DC-10-10	1		1			
8			ALL TYPES	4355		4355	4395	4355	99.08
9									
10		BA---DOMESTIC	B-727-200	1		1			
11			ALL TYPES	1		1			
12									
13		CC---DOMESTIC	DC-9-30	1		1			
14			ALL TYPES	1		1			
15									
16		CL---DOMESTIC	DC-9-30	848		848			
17			B-727-200	5		5			
18			B-737-100/200	2300		2300			
19			ALL TYPES	3153		3153	3168	3145	99.27
20									
21		EA---DOMESTIC	B-727-200	82		82			
22			B-727-100	552		552			
23			DC-9-30	890		690			
24			L-1011/100/20		2	2			
25			DC-9-50	50		50			
26			A-300-B4	1		1			
27			ALL TYPES	1575	2	1577	1597	1565	97.99
28									
29		FL---DOMESTIC	B-737-100/200	2120	3	2123			
30			B-727-100	1		1			
31			DC-9-80	3	1	4			
32			ALL TYPES	2124	4	2128	2167	2120	97.83
33									
34		FB---DOMESTIC	B-737-100/200	27		27			
35			ALL TYPES	27		27	27	27	100.00
36									
37		JK---DOMESTIC	DC-9-10	447		447			
38			B-737-300	280		280			
39			ALL TYPES	727		727	731	727	99.45
40									
41		PC---DOMESTIC	DC-9-80	76		76			
42			DC-9-50	182		182			
43			ALL TYPES	258		258	275	258	93.81
44									
45		C2---DOMESTIC	DC-9-10	188		188			
46			DC-9-30	439	10	449			
47			DC-9-40	60	3	63			
48			DC-9-80		1	1			
49			ALL TYPES	687	14	701	699	687	98.28
50									
51		RC---DOMESTIC	DC-9-30	203		203			
52			DC-9-10	962		962			
53			DC-9-50	3		3			
54			ALL TYPES	1168		1168	1172	1152	98.29
55									
56		TB---DOMESTIC	B-727-100	408		408			
57			B-727-200	974		974			
58			DC-9-80	510		510			
59			ALL TYPES	1892		1892	1910	1890	98.95
60									
61		UA---DOMESTIC	B-727-100	1036		1036			
62			B-727-200	235	1	236			
63			B-737-100/200	659		659			
64			ALL TYPES	1930	1	1931	1997	1913	95.79
65									
66		VR---DOMESTIC	*L-188A/C	293		293			
67			*CV-640	16		16			
68			*DC-8-50F	19		19			
69			*DC-8-30	13		13			
70			*DC-6	2		2			
71			*DC-8-62	43		43			
72			*DC-8-63F	4		4			
73			ALL TYPES	390		390	260	260	100.00
74									
75		WA---DOMESTIC	B-737-100/200	311		311			
76			B-727-200	2165		2165			
77			ALL TYPES	2476		2476	2513	2474	98.44
78									
79		WA---DOMESTIC	B-727-200	8		8			
80			B-737-100/200	4558	5	4563			
81			B-737-300	163		163			
82			ALL TYPES	4729	5	4734	4774	4729	99.05
83									
84	COMMUNITY TOTAL	DOMESTIC	B-727-100	2183		2183			
85			B-727-200	6476	1	6477			
86			DC-9-80	1751	2	1753			
87			DC-10-10	1		1			
88			DC-9-30	2381	10	2391			
89			B-737-100/200	5975	8	5983			
90			L-1011/100/20		2	2			
91			DC-9-50	235		235			
92			A-300-B4	1		1			
93			DC-9-10	1597		1597			
94			B-737-300	443		443			
95			DC-9-40	60	3	63			
96			*L-188A/C	293		293			
97			*CV-640	16		16			
98			*DC-8-50F	19		19			
99			*DC-8-30	13		13			
100			*DC-6	2		2			
101			*DC-8-62	43		43			
102			*DC-8-63F	4		4			
103			ALL TYPES	25495	26	25519	25685	25302	98.50
104									
105	TULSA								
106	(TULSA INTL)	AA---DOMESTIC	B-727-100	762	1	763			
107			B-727-200	2493	1	2494			
108			DC-9-80	1127		1127			
109			DC-10-10	1		1			
110			DC-10-30	3		3			
111			B-767-200	1		1			
112									

TABLE 7
AIRCRAFT DEPARTURES SCHEDULED AND AIRCRAFT DEPARTURES PERFORMED, BY TYPE OF OPERATION, BY AIRCRAFT TYPE, BY COMMUNITY, AND BY CARRIER

12 MONTHS ENDED DECEMBER 31, 1985

Line No.	Area, state or country Community (Airport name)	Carrier and type of operation	Type of aircraft	Total departures performed: Scheduled service	Nonscheduled service	All services	Departures scheduled	Scheduled departures completed: Number	Percent of departures scheduled
	1	2	3	4	5	6	7	8	9
1	TULSA INTL	AA---DOMESTIC	(CONT.)						
2			ALL TYPES	4387	2	4389	4456	4385	98.40
3									
4		EA---DOMESTIC	B-727-200	1		1			
5			ALL TYPES	1		1			
6									
7		DL---DOMESTIC	DC-9-30	1041		1041			
8			B-727-200	7		7			
9			B-737-100/200	1997		1997			
10			B-767-200	1		1			
11			ALL TYPES	3046		3046	3056	3040	99.47
12									
13		EA---DOMESTIC	B-727-200	3		3			
14			DC-9-30	707		707			
15			B-727-100	1		1			
16			DC-9-50	1		1			
17			A-300-B4	1		1			
18			ALL TYPES	713		713	714	706	98.87
19									
20		FL---DOMESTIC	B-737-100/200	2063		2063			
21			DC-9-80	1		1			
22			ALL TYPES	2064		2064	2095	2061	98.37
23									
24		FN---DOMESTIC	B-737-100/200	14		14			
25			ALL TYPES	14		14	14	14	100.00
26									
27		NC---DOMESTIC	DC-9-80	307		307			
28			DC-9-50	1045		1045			
29			ALL TYPES	1352		1352	1420	1351	95.14
30									
31		CZ---DOMESTIC	DC-9-10	154		154			
32			DC-9-30	763	19	782			
33			DC-9-40	49	3	52			
34			ALL TYPES	966	22	988	976	931	95.38
35									
36		NC---DOMESTIC	DC-9-10	1379		1379			
37			DC-9-30	90	4	94			
38			DC-9-50		6	6			
39			ALL TYPES	1469	10	1479	1480	1448	97.83
40									
41		TW---DOMESTIC	B-727-100	356		356			
42			B-727-200	992		992			
43			DC-9-80	804		804			
44			ALL TYPES	2152		2152	2202	2160	99.00
45									
46		UA---DOMESTIC	B-727-100	1015		1015			
47			B-727-200	555		555			
48			B-737-100/200	253		253			
49			ALL TYPES	1823		1823	1870	1798	96.14
50									
51		WA---DOMESTIC	B-737-100/200	420		420			
52			B-727-200	1625		1625			
53			ALL TYPES	2045		2045	2068	2041	98.69
54									
55		WA---DOMESTIC	B-727-200	7		7			
56			B-737-100/200	4582	2	4584			
57			B-737-300	399	1	400			
58			ALL TYPES	4988	3	4991	5023	4988	99.30
59	COMMUNITY TOTAL	DOMESTIC	B-727-100	2174	1	2175			
60			B-727-200	5683	1	5684			
61			DC-9-80	2235		2235			
62			DC-10-10	1		1			
63			DC-10-30	3		3			
64			B-767-200	2		2			
65			DC-9-30	2601	23	2624			
66			B-737-100/200	5329	2	5331			
67			DC-9-50	1046	6	1052			
68			A-300-B4	1		1			
69			DC-9-10	1533		1533			
70			DC-9-40	49	3	52			
71			B-737-300	399	1	400			
72			ALL TYPES	25060	37	25097	25374	24943	98.30
73									
74	OREGON								
75									
76									
77	BEND/REDMOND (ROBERTS FIELD)								
78		CX---DOMESTIC	F-27 SERIES	902		902			
79			SWEAR-METRO I	1534		1534			
80			ALL TYPES	2436		2436	2514	2433	96.77
81									
82	EUGENE (MAHLON SWEET FIELD)								
83		AA---DOMESTIC	B-727-200	274		274			
84			B-727-100	75		75			
85			ALL TYPES	349		349	365	349	95.61
86									
87		CZ---DOMESTIC	BAE-748	28		28			
88			SWEAR-METRO I	65		65			
89			BAC-111-200	27	1	28			
90			BH-99	375	1	376			
91			BAC-111-400	1	2	3			
92			ALL TYPES	495	4	500	536	496	92.53
93									
94		FL---DOMESTIC	B-737-100/200	584	2	586			
95			ALL TYPES	584	2	586	608	583	95.88
96									
97		FS---DOMESTIC	BAE-146-2	23		23			
98			DC-9-30	5		5			
99			ALL TYPES	28		28	28	28	100.00
100									
101		CX---DOMESTIC	F-27 SERIES	639		639			
102			SWEAR-METRO I	2968		2968			
103			F-28-4000/600	64		64			
104			ALL TYPES	3671		3671	3793	3671	96.78
105									
106		UA---DOMESTIC	B-737-100/200	1183		1183			
107			B-727-100	135		135			
108			B-727-200	510	1	511			
109			ALL TYPES	1828	1	1829	1886	1822	96.60
110									
111	COMMUNITY TOTAL	DOMESTIC	B-727-200	784	1	785			
112									

TABLE 7
AIRCRAFT DEPARTURES SCHEDULED AND AIRCRAFT DEPARTURES PERFORMED, BY TYPE OF OPERATION, BY AIRCRAFT TYPE, BY COMMUNITY, AND BY CARRIER

12 MONTHS ENDED DECEMBER 31, 1985

Line No.	Area, state or country Community (Airport name)	Carrier and type of operation	Type of aircraft	Total departures performed: Scheduled service	Total departures performed: Nonscheduled service	Total departures performed: All services	Departures scheduled	Scheduled departures completed: Number	Scheduled departures completed: Percent of departures scheduled
	1	2	3	4	5	6	7	8	9
1	COMMUNITY TOTAL	DOMESTIC	(CONT.)						
2			B-727-100	210		210			
3			BAE-748	28		28			
4			SWEAR-METRO I	65		65			
5			BAC-111-200	27	1	28			
6			BH-99	375	1	376			
7			BAC-111-400	1	2	3			
8			B-737-100/200	1767	2	1769			
9			BAE-146-2	23		23			
10			DC-9-30	5		5			
11			F-27 SERIES	639		639			
12			SWEAR-METRO I	2968		2968			
13			F-28-4000/600	64		64			
14			ALL TYPES	6956	7	6963	7216	6949	96.29
15	KLAMATH FALLS								
16	(KINGSLEY FIELD)								
17		CX---DOMESTIC	F-27 SERIES	1833		1833			
18			SWEAR-METRO I	19		19			
19			ALL TYPES	1852		1852	1913	1850	96.70
20									
21		LA---DOMESTIC	B-737-100/200	2		2			
22			ALL TYPES	2		2			
23									
24	COMMUNITY TOTAL	DOMESTIC	F-27 SERIES	1833		1833			
25			SWEAR-METRO I	19		19			
26			B-737-100/200	2		2			
27			ALL TYPES	1854		1854	1913	1850	96.70
28									
29	MEDFORD								
30	(MEDFORD-JACKSON COUNTY)	CZ---DOMESTIC	SWEAR-METRO I	1		1			
31			BAC-111-200	14		14			
32			BH-99	275		275			
33			BAE-748	150		150			
34			ALL TYPES	440		440	473	440	93.02
35									
36		PS---DOMESTIC	BAE-146-2	23		23			
37			ALL TYPES	23		23	25	20	80.00
38									
39		CX---DOMESTIC	F-27 SERIES	2246		2246			
40			SWEAR-METRO I	738		738			
41			ALL TYPES	2984		2984	3084	2982	96.69
42									
43		UA---DOMESTIC	B-737-100/200	1094		1094			
44			B-727-100	216		216			
45			B-727-200	486		486			
46			ALL TYPES	1796		1796	1826	1785	97.75
47									
48	COMMUNITY TOTAL	DOMESTIC	SWEAR-METRO I	1		1			
49			BAC-111-200	14		14			
50			BH-99	275		275			
51			BAE-748	150		150			
52			BAE-146-2	23		23			
53			F-27 SERIES	2246		2246			
54			SWEAR-METRO I	738		738			
55			B-737-100/200	1094		1094			
56			B-727-100	216		216			
57			B-727-200	486		486			
58			ALL TYPES	5243		5243	5408	5227	96.65
59									
60	NORTH BEND/COOS BAY								
61	(NORTH BEND MUNI)	CX---DOMESTIC	SWEAR-METRO I	1247		1247			
62			ALL TYPES	1247		1247	1286	1247	96.96
63									
64	PENDLETON								
65	(PENDLETON MUNI)	CX---DOMESTIC	F-27 SERIES	496		496			
66			SWEAR-METRO I	1012		1012			
67			ALL TYPES	1508		1508	1557	1507	96.78
68									
69	PORTLAND								
70	(PORTLAND INTERNATIONAL)	AA---DOMESTIC	B-727-200	1791		1791			
71			B-727-100	344		344			
72			DC-9-80	216		216			
73			ALL TYPES	2351		2351	2423	2347	96.86
74									
75		AS---DOMESTIC	B-727-100	1124	1	1125			
76			B-727-200	3652	1	3653			
77			B-737-100/200	637		637			
78			DC-9-30	1445		1445			
79			ALL TYPES	6858	2	6860	7249	6845	94.42
80									
81		CO---DOMESTIC	B-727-200	1001	1	1002			
82			B-727-100	165		165			
83			DC-9-30	7		7			
84			DC-9-10	3		3			
85			DC-9-80	5		5			
86			B-737-300	6		6			
87			ALL TYPES	1187	1	1188	1220	1170	95.90
88									
89		CZ---DOMESTIC	BH-99	1931	2	1933			
90			SWEAR-METRO I	148		148			
91			BAE-748	281		281			
92			BAC-111-200	557	5	562			
93			BAC-111-400	114	13	127			
94			ALL TYPES	3031	20	3051	3219	3031	94.15
95									
96		DL---DOMESTIC	B-727-200	1169		1169			
97			B-767-200	298		298			
98			L-1011/100/20	3		3			
99			B-757-200	2		2			
100			L-1011-500 TR	1		1			
101			ALL TYPES	1473		1473	1477	1469	99.45
102									
103		EA---DOMESTIC	B-727-100	119		119			
104			A-300-B4	638		638			
105			B-757-200	361		361			
106			B-727-200	588	1	589			
107			ALL TYPES	1506	1	1507	1519	1498	98.61
108									
109		EF---DOMESTIC	DC-9-10	92	11	103			
110			ALL TYPES	92	11	103	92	92	100.00
111									
112		FL---DOMESTIC	B-737-100/200	935		935			

TABLE 7
AIRCRAFT DEPARTURES SCHEDULED AND AIRCRAFT DEPARTURES PERFORMED,
BY TYPE OF OPERATION, BY AIRCRAFT TYPE, BY COMMUNITY, AND BY CARRIER

12 MONTHS ENDED DECEMBER 31, 1985

Line No.	Area, state or country Community (Airport name)	Carrier and type of operation	Type of aircraft	Total departures performed: Scheduled service	Nonscheduled service	All services	Departures scheduled	Scheduled departures completed: Number	Percent of departures scheduled
	1	2	3	4	5	6	7	8	9
1	PORTLAND INTERNATIONAL	FL---DOMESTIC	(CONT.)						
2			ALL TYPES	935		935	947	931	98.31
3									
4		F1---DOMESTIC	*B-727-100	21		21			
5			ALL TYPES	21		21			
6									
7		HA---DOMESTIC	DC-9-80	44		44			
8			L-1011/100/20	1		1			
9			ALL TYPES	45		45			
10									
11		JA---DOMESTIC	DC-9-10	177		177			
12			B-737-300	171		171			
13			ALL TYPES	348		348	358	348	97.20
14									
15		NW---DOMESTIC	B-727-200	2307		2307			
16			DC-10-40	12		12			
17			B-747	19		19			
18			B-757-200	4		4			
19			ALL TYPES	2342		2342	2344	2288	97.61
20									
21		NW---INTERNATIONAL	B-747	5		5			
22			*B-747F	1		1			
23			ALL TYPES	6		6			
24									
25		NW---TOTAL	B-727-200	2307		2307			
26			DC-10-40	12		12			
27			B-747	24		24			
28			B-757-200	4		4			
29			*B-747F	1		1			
30			ALL TYPES	2348		2348	2344	2288	97.61
31									
32		OO---DOMESTIC	B-737-100/200	4074	1	4075			
33			DC-9-80	175	1	176			
34			B-737-300	467	1	468			
35			ALL TYPES	4716	3	4719	4730	4542	96.02
36									
37		PA---DOMESTIC	A-300-B4	1		1			
38			ALL TYPES	1		1			
39									
40		PA---INTERNATIONAL	B-747	2		2			
41			ALL TYPES	2		2			
42									
43		PA---TOTAL	A-300-B4	1		1			
44			B-747	2		2			
45			ALL TYPES	3		3			
46									
47		PS---DOMESTIC	DC-9-80	1642	27	1669			
48			BAE-146-1	1		1			
49			BAE-146-2	183		183			
50			DC-9-30	49		49			
51			ALL TYPES	1875	27	1902	1852	1834	99.02
52									
53		QX---DOMESTIC	DC-9-30	3		3			
54			F-28-4000/600	229		229			
55			F-27 SERIES	4651	3	4654			
56			SWEAR-METRO I	11633		11633			
57			CV-580	189		189			
58			BAC-111-200	290		290			
59			ALL TYPES	16995	3	16998	17665	17085	96.71
60									
61		RC---DOMESTIC	DC-9-30	640		640			
62			DC-9-10	163		163			
63			B-727-200	342		342			
64			DC-9-50	4		4			
65			DC-9-80	3		3			
66			ALL TYPES	1152		1152	1158	1120	96.71
67									
68		TW---DOMESTIC	DC-9-80	722		722			
69			B-767-200	239		239			
70			L-1011/100/20	6		6			
71			ALL TYPES	967		967	971	950	97.83
72									
73		UA---DOMESTIC	B-737-100/200	1123		1123			
74			B-727-100	401		401			
75			B-727-200	3682	1	3683			
76			DC-10-10	365		365			
77			B-747	49	1	50			
78			DC-8-71	1433	1	1434			
79			B-767-200	10		10			
80			DC-10-30	8		8			
81			ALL TYPES	7071	3	7074	7155	7002	97.86
82									
83		UA---INTERNATIONAL	B-747	47		47			
84			ALL TYPES	47		47	47	47	100.00
85									
86		UA---TOTAL	B-737-100/200	1123		1123			
87			B-727-100	401		401			
88			B-727-200	3682	1	3683			
89			DC-10-10	365		365			
90			B-747	96	1	97			
91			DC-8-71	1433	1	1434			
92			B-767-200	10		10			
93			DC-10-30	8		8			
94			ALL TYPES	7118	3	7121	7202	7049	97.87
95									
96		WA---DOMESTIC	B-737-100/200	86		86			
97			B-727-200	3134	1	3135			
98			DC-10-10	2	1	3			
99			B-737-300	1		1			
100			ALL TYPES	3223	2	3225	3237	3193	98.64
101	COMMUNITY TOTAL	DOMESTIC	B-727-200	17466	5	17471			
102			B-727-100	2153	1	2154			
103			DC-9-80	4252	28	4280			
104			B-737-100/200	6855	1	6856			
105			DC-9-30	699		699			
106			DC-9-10	435	11	446			
107			B-737-300	645	1	646			
108			BH-99	1931	2	1933			
109			SWEAR-METRO I	148		148			
110			BAE-748	281		281			
111			BAC-111-200	847	5	852			
112									

TABLE 7
AIRCRAFT DEPARTURES SCHEDULED AND AIRCRAFT DEPARTURES PERFORMED, BY TYPE OF OPERATION, BY AIRCRAFT TYPE, BY COMMUNITY, AND BY CARRIER

12 MONTHS ENDED DECEMBER 31, 1985

Line No.	Area, state or country Community (Airport name)	Carrier and type of operation	Type of aircraft	Total departures performed: Scheduled service	Nonscheduled service	All services	Departures scheduled	Scheduled departures completed: Number	Percent of departures scheduled
	1	2	3	4	5	6	7	8	9
1	COMMUNITY TOTAL	DOMESTIC	(CONT.)						
2			BAC-111-400	114	13	127			
3			B-767-200	547		547			
4			L-1011/100/20	10		10			
5			B-757-200	367		367			
6			L-1011-500 TX	1		1			
7			A-300-B4	639		639			
8			*B-727-100	21		21			
9			DC-10-40	12		12			
10			B-747	68	1	69			
11			BAE-146-1	1		1			
12			BAE-146-2	183		183			
13			F-28-4000/600	229		229			
14			F-27 SERIES	4651	3	4654			
15			SWEAR-METRO I	11633		11633			
16			CV-580	189		189			
17			DC-9-50	4		4			
18			DC-10-10	367	1	368			
19			DC-8-71	1433	1	1434			
20			DC-10-30	8		8			
21			ALL TYPES	56189	73	56262	57016	55745	96.75
22		INTERNATIONAL	B-747	54		54			
23			*B-747F	1		1			
24			ALL TYPES	55		55	47	47	100.00
25									
26		TOTAL	B-727-200	17466	5	17471			
27			B-727-100	2153	1	2154			
28			DC-9-80	4252	28	4280			
29			B-737-100/200	6655	1	6656			
30			DC-9-30	699		699			
31			DC-9-10	435	11	446			
32			B-737-300	645	1	646			
33			BH-95	1931	2	1933			
34			SWEAR-METRO I	146		146			
35			SAE-748	261		261			
36			BAC-111-200	847	5	852			
37			BAC-111-400	114	13	127			
38			B-767-200	547		547			
39			L-1011/100/20	10		10			
40			B-757-200	367		367			
41			L-1011-500 TX	1		1			
42			A-300-B4	639		639			
43			*B-727-100	21		21			
44			DC-10-40	12		12			
45			B-747	122	1	123			
46			*B-747F	1		1			
47			BAE-146-1	1		1			
48			BAE-146-2	183		183			
49			F-28-4000/600	229		229			
50			F-27 SERIES	4651	3	4654			
51			SWEAR-METRO I	11633		11633			
52			CV-580	189		189			
53			DC-9-50	4		4			
54			DC-10-10	367	1	368			
55			DC-8-71	1433	1	1434			
56			DC-10-30	8		8			
57			ALL TYPES	56244	73	56317	57663	55792	96.75
58									
59	SALEM								
60	(SALEM FLD)	CX---DOMESTIC	F-27 SERIES		2	2			
61			SWEAR-METRO I	562		562			
62			ALL TYPES	562	2	564	583	562	96.39
63									
64	PENNSYLVANIA								
65	----------								
66									
67	ALLENTOWN/BETHLEHEM/EASTON								
68	(ALLENTOWN-BETHLEHEM-EASTON)	AL---DOMESTIC	BAC-111-200	354		354			
69			DC-9-30	909	2	911			
70			B-737-100/200	441		441			
71			B-737-300	30		30			
72			ALL TYPES	1734	2	1736	1752	1732	98.85
73									
74		EA---DOMESTIC	DC-9-30	936		936			
75			DC-9-50	425		425			
76			B-727-100	32		32			
77			B-727-200	2		2			
78			ALL TYPES	1395		1395	1412	1391	98.51
79									
80		LA---DOMESTIC	B-737-100/200	395		395			
81			B-727-100	186		186			
82			B-727-200	643		643			
83			ALL TYPES	1224		1224	1266	1221	96.44
84									
85	COMMUNITY TOTAL	DOMESTIC	BAC-111-200	354		354			
86			DC-9-30	1645	2	1647			
87			B-737-100/200	836		836			
88			B-737-300	30		30			
89			DC-9-50	425		425			
90			B-727-100	216		216			
91			B-727-200	645		645			
92			ALL TYPES	4353	2	4355	4430	4344	98.05
93									
94	ERIE								
95	(ERIE INTL)	AL---DOMESTIC	BAC-111-200	42		42			
96			DC-9-30	1599	2	1601			
97			B-737-100/200	483		483			
98			B-737-300	30		30			
99			B-727-200	1		1			
100			ALL TYPES	2155	2	2157	2201	2151	97.72
101									
102		RC---DOMESTIC	CV-580	718		718			
103			DC-9-30	1		1			
104			ALL TYPES	719		719	733	718	97.95
105									
106	COMMUNITY TOTAL	DOMESTIC	BAC-111-200	42		42			
107			DC-9-30	1600	2	1602			
108			B-737-100/200	483		483			
109			B-737-300	30		30			
110			B-727-200	1		1			
111			CV-580	718		718			
112									

TABLE 7
AIRCRAFT DEPARTURES SCHEDULED AND AIRCRAFT DEPARTURES PERFORMED, BY TYPE OF OPERATION, BY AIRCRAFT TYPE, BY COMMUNITY, AND BY CARRIER

12 MONTHS ENDED DECEMBER 31, 1985

Line No.	Area, state or country Community (Airport name)	Carrier and type of operation	Type of aircraft	Total departures performed: Scheduled service	Nonscheduled service	All services	Departures scheduled	Scheduled departures completed: Number	Percent of departures scheduled
	1	2	3	4	5	6	7	8	9
1	COMMUNITY TOTAL	DOMESTIC	(CONT.)						
2			ALL TYPES	2874	2	2876	2934	2869	97.78
3									
4	HARRISBURG/YORK								
5	(HARRISBURG INTERNATIONAL)	AA---DOMESTIC	B-727-200	169		169			
6			B-727-100	894	1	895			
7			ALL TYPES	1063	1	1064	1091	1063	97.43
8		AL---DOMESTIC	BAC-111-200	135		135			
9			DC-9-30	1373		1373			
10			B-727-200	229		229			
11			B-737-100/200	631		631			
12			B-737-300	168		168			
13			ALL TYPES	2536		2536	2560	2534	98.98
14									
15		DL---DOMESTIC	B-727-100	575		575			
16			B-727-200	335		335			
17			DC-9-80	2		2			
18			ALL TYPES	912		912	934	907	97.10
19									
20		LA---DOMESTIC	B-737-100/200	1000		1000			
21			B-727-100	242		242			
22			B-727-200	32	4	36			
23			B-747		1	1			
24			ALL TYPES	1274	5	1279	1311	1272	97.02
25									
26	COMMUNITY TOTAL	DOMESTIC	B-727-200	765	4	769			
27			B-727-100	1711	1	1712			
28			BAC-111-200	135		135			
29			DC-9-30	1373		1373			
30			B-737-100/200	1631		1631			
31			B-737-300	168		168			
32			DC-9-80	2		2			
33			B-747		1	1			
34			ALL TYPES	5785	6	5791	5896	5776	97.96
35									
36	PHILADELPHIA/CAMDEN								
37	(INTERNATIONAL)	AA---DOMESTIC	B-727-100	292		292			
38			B-727-200	2660	2	2662			
39			DC-9-80	640		640			
40			DC-10-10	2		2			
41			B-767-200	1		1			
42			ALL TYPES	3595	2	3597	3646	3595	98.60
43									
44		AL---DOMESTIC	BAC-111-200	3561		3561			
45			DC-9-30	13153	21	13174			
46			B-727-200	1259		1259			
47			B-737-100/200	4954	4	4958			
48			B-737-300	667		667			
49			ALL TYPES	23594	25	23619	23894	23581	98.69
50									
51		CL---DOMESTIC	B-727-100	424		424			
52			B-727-200	596		596			
53			DC-9-10	1		1			
54			DC-9-30	5		5			
55			DC-9-80	326		326			
56			B-737-300	90		90			
57			ALL TYPES	1442		1442	1454	1422	97.79
58									
59		DL---DOMESTIC	DC-9-30	5	10	15			
60			B-727-200	5119	1	5120			
61			L-1011/100/20	168		168			
62			DC-8-71	515		515			
63			B-737-100/200	568	2	570			
64			B-757-200	130		130			
65			B-767-200	196		196			
66			ALL TYPES	6701	13	6714	6729	6680	99.27
67									
68		EA---DOMESTIC	DC-9-30	1412		1412			
69			B-727-100	1886		1886			
70			B-727-200	8119	1	8120			
71			L-1011/100/20	371	2	373			
72			DC-9-50	200		200			
73			A-300-84	1555		1555			
74			B-757-200	716		716			
75			A-300-82	1		1			
76			ALL TYPES	14260	3	14263	14541	14174	97.47
77									
78		EA---INTERNATIONAL	B-727-200	380		380			
79			ALL TYPES	380		380	381	379	99.47
80									
81		EA---TOTAL	DC-9-30	1412		1412			
82			B-727-100	1886		1886			
83			B-727-200	8499	1	8500			
84			L-1011/100/20	371	2	373			
85			DC-9-50	200		200			
86			A-300-84	1555		1555			
87			B-757-200	716		716			
88			A-300-82	1		1			
89			ALL TYPES	14640	3	14643	14922	14553	97.52
90									
91		FT---DOMESTIC	*B-727-100	246	1	247			
92			*B-747F	1		1			
93			ALL TYPES	247	1	248	251	234	93.22
94									
95		JB---DOMESTIC	DC-9-10	603		603			
96			ALL TYPES	603		603	603	603	100.00
97									
98		JB---DOMESTIC	DC-8-62	187	14	201			
99			DC-8-63	19	1	20			
100			*DC-8-63F	3		3			
101			*DC-8-62		5	5			
102			B-727-200	1		1			
103			*DC-8-63	1		1			
104			ALL TYPES	211	20	231	211	211	100.00
105									
106		PL---DOMESTIC	DC-9-10	726	4	730			
107			DC-9-30	913	73	986			
108			DC-9-80	5		5			
109			ALL TYPES	1644	77	1721	1660	1644	99.03
110									
111		NW---DOMESTIC	B-727-100	15		15			
112									

TABLE 7
AIRCRAFT DEPARTURES SCHEDULED AND AIRCRAFT DEPARTURES PERFORMED,
BY TYPE OF OPERATION, BY AIRCRAFT TYPE, BY COMMUNITY, AND BY CARRIER

12 MONTHS ENDED DECEMBER 31, 1985

Line No.	Area, state or country Community (Airport name)	Carrier and type of operation	Type of aircraft	Total departures performed: Scheduled service	Total departures performed: Nonscheduled service	Total departures performed: All services	Departures scheduled	Scheduled departures completed: Number	Scheduled departures completed: Percent of departures scheduled
	1	2	3	4	5	6	7	8	9
1	INTERNATIONAL	AA---DOMESTIC	(CONT.)						
2			B-727-200	1783	2	1785			
3			DC-10-40	292		292			
4			B-747	1		1			
5			ALL TYPES	2091	2	2093	2125	2085	98.11
6		NY---DOMESTIC	DC-9-30	1		1			
7			ALL TYPES	1		1			
8									
9		CZ---DOMESTIC	DC-9-10	264	3	267			
10			DC-9-30	691	49	740			
11			DC-9-40	43	8	51			
12			DC-9-80		1	1			
13			ALL TYPES	998	61	1059	1011	994	98.31
14									
15		PA---DOMESTIC	B-727-200	1315	9	1324			
16			A-300-B4	1		1			
17			ALL TYPES	1316	9	1325	1396	1299	93.05
18									
19		PA---INTERNATIONAL	B-747SP	1		1			
20			B-747-200	1		1			
21			B-747	1		1			
22			A-300-B4	1		1			
23			ALL TYPES	4		4			
24									
25		PA---TOTAL	B-727-200	1315	9	1324			
26			A-300-B4	2		2			
27			B-747SP	1		1			
28			B-747-200	1		1			
29			B-747	1		1			
30			ALL TYPES	1320	9	1329	1396	1299	93.05
31									
32		PI---DOMESTIC	B-737-100/200	2659	7	2666			
33			B-727-200	337	5	342			
34			F-28-4000/600	1967	1	1968			
35			ALL TYPES	4983	13	4996	5038	4972	98.68
36									
37		PN---DOMESTIC	DHC-6	564		564			
38			PA-31/34/39	7		7			
39			BH-99	29		29			
40			ALL TYPES	600		600	647	600	92.73
41									
42		RC---DOMESTIC	DC-9-30	2312	3	2315			
43			DC-9-50	960		960			
44			DC-9-10	136		136			
45			B-727-200		2	2			
46			DC-9-30		2	2			
47			ALL TYPES	3408	7	3415	3441	3395	98.66
48									
49		TW---DOMESTIC	B-727-100	415		415			
50			B-727-200	628		628			
51			L-1011/100/20	1011		1011			
52			B-737-200	572		572			
53			DC-9-30	270		270			
54			B-747	1		1			
55			ALL TYPES	2857		2857	2930	2878	98.22
56									
57		TW---INTERNATIONAL	L-1011/100/20	76		76			
58			B-747	7		7			
59			B-767-200	128		128			
60			ALL TYPES	213		213	210	205	97.61
61									
62		TW---TOTAL	B-727-100	415		415			
63			B-727-200	628		628			
64			L-1011/100/20	1089		1089			
65			B-737-200	700		700			
66			DC-9-80	270		270			
67			B-747	6		6			
68			ALL TYPES	3110		3110	3140	3083	98.18
69									
70		UA---DOMESTIC	B-737-100/200	781	6	787			
71			B-727-100	11	3	14			
72			B-727-200	24	7	31			
73			DC-10-10	2253		2253			
74			B-747	1	12	13			
75			DC-8-71	352	2	354			
76			B-767-200	281	1	282			
77			DC-10-30	39		39			
78			ALL TYPES	3742	31	3773	3824	3730	97.54
79									
80		US---DOMESTIC	F-28-4000/600	2	16	18			
81			ALL TYPES	2	16	18			
82									
83		WA---DOMESTIC	*CV-640	135		135			
84			*L-188A/C	240		240			
85			*DC-6	58		58			
86			*DC-8-30	46		46			
87			*DC-6-50F	3		3			
88			*DC-8-62	57		57			
89			*DC-8-63F	27		27			
90			ALL TYPES	566		566	260	260	100.00
91									
92		WN---DOMESTIC	B-727-200	1		1			
93			ALL TYPES	1		1			
94									
95		WL---DOMESTIC	DC-10-30	1		1			
96			ALL TYPES	1		1			
97									
98	COMMUNITY TOTAL	DOMESTIC	B-727-100	3043	3	3046			
99			B-727-200	21842	29	21871			
100			DC-9-80	1241	3	1244			
101			DC-10-10	2255		2255			
102			B-767-200	1050	1	1051			
103			BAC-111-200	3561		3561			
104			DC-9-30	18452	196	18648			
105			B-737-100/200	9962	19	9981			
106			B-737-300	757		757			
107			DC-9-10	1730	7	1737			
108			L-1011/100/20	1550	2	1552			
109			DC-8-71	667	2	669			
110			B-757-200	246		246			
111			DC-9-50	1160		1160			
112									

TABLE 7
AIRCRAFT DEPARTURES SCHEDULED AND AIRCRAFT DEPARTURES PERFORMED, BY TYPE OF OPERATION, BY AIRCRAFT TYPE, BY COMMUNITY, AND BY CARRIER

12 MONTHS ENDED DECEMBER 31, 1969

Line No.	Area, state or country Community (Airport name)	Carrier and type of operation	Type of aircraft	Total departures performed: Scheduled service	Total departures performed: Nonscheduled service	Total departures performed: All services	Departures scheduled	Scheduled departures completed: Number	Scheduled departures completed: Percent of departures scheduled
	1	2	3	4	5	6	7	8	9
1	COMMUNITY TOTAL	DOMESTIC	(CONT.)						
2			A-300-B4	1556		1556			
3			A-300-B2	1		1			
4			*B-727-100	246	1	247			
5			*B-747F	1		1			
6			DC-8-62	187	14	201			
7			DC-8-63	19	1	20			
8			*DC-8-63F	30		30			
9			*DC-8-62	57	5	62			
10			*DC-8-63	1		1			
11			DC-10-40	292		292			
12			B-747	3	12	15			
13			DC-9-40	43	8	51			
14			F-28-4000/600	1989	17	2006			
15			DHC-6	564		564			
16			PA-31/34/39	7		7			
17			BH-99	29		29			
18			DC-10-30	40		40			
19			*CV-640	135		135			
20			*L-188A/C	240		240			
21			*DC-6	58		58			
22			*DC-8-30	46		46			
23			*DC-8-50F	3		3			
24			ALL TYPES	72903	280	73183	73661	72357	98.22
25		INTERNATIONAL	B-727-200	380		380			
26			B-747SP	1		1			
27			B-747-200	1		1			
28			B-747	8		8			
29			A-300-B4	1		1			
30			L-1011/100/20	78		78			
31			B-767-200	128		128			
32			ALL TYPES	597		597	591	584	98.81
33									
34		TOTAL	B-727-100	3043	3	3046			
35			B-727-200	22222	29	22251			
36			DC-9-80	1241	3	1244			
37			DC-10-10	2255		2255			
38			B-767-200	1178	1	1179			
39			BAC-111-200	3561		3561			
40			DC-9-30	16452	156	16648			
41			B-737-100/200	2962	19	2981			
42			B-737-300	757		757			
43			DC-9-10	1730	7	1737			
44			L-1011/100/20	1628	2	1630			
45			DC-8-71	667	2	669			
46			B-757-200	846		846			
47			DC-9-50	1160		1160			
48			A-300-B4	1557		1557			
49			A-300-B2	1		1			
50			*B-727-100	246	1	247			
51			*B-747F	1		1			
52			DC-8-62	187	14	201			
53			DC-8-63	19	1	20			
54			*DC-8-63F	30		30			
55			*DC-8-62	57	5	62			
56			*DC-8-63	1		1			
57			DC-10-40	292		292			
58			B-747	11	12	23			
59			DC-9-40	43	8	51			
60			B-747SP	1		1			
61			B-747-200	1		1			
62			F-28-4000/600	1989	17	2006			
63			DHC-6	564		564			
64			PA-31/34/39	7		7			
65			BH-99	29		29			
66			DC-10-30	40		40			
67			*CV-640	135		135			
68			*L-188A/C	240		240			
69			*DC-6	58		58			
70			*DC-8-30	46		46			
71			*DC-8-50F	3		3			
72			ALL TYPES	73500	280	73780	74252	72941	98.23
73									
74	PITTSBURGH/WHEELING (GREATER PITTSBURGH)								
75		AA---DOMESTIC	B-727-100	631		631			
76			B-727-200	438		438			
77			DC-9-80	1369		1369			
78			DC-10-10	1		1			
79			ALL TYPES	2439		2439	2525	2439	96.59
80									
81		AL---DOMESTIC	BAC-111-200	13495	3	13498			
82			DC-9-30	46966	309	47275			
83			B-727-200	9072		9072			
84			B-737-100/200	15112	115	15227			
85			B-737-300	4021		4021			
86			ALL TYPES	88666	427	89093	89394	88613	99.12
87									
88		DL---DOMESTIC	DC-9-30	1451	13	1464			
89			B-727-200	22		22			
90			B-737-100/200	307	1	308			
91			ALL TYPES	1780	14	1794	1781	1778	99.83
92									
93		EA---DOMESTIC	DC-9-30	865		865			
94			B-727-100	100		100			
95			B-727-200	2177		2177			
96			DC-9-50	97		97			
97			A-300-B4	495		495			
98			B-757-200	836		836			
99			L-1011/100/20	2		2			
100			ALL TYPES	4572		4572	4626	4539	98.11
101									
102		FT---DOMESTIC	*B-727-100	1		1			
103			ALL TYPES	1		1			
104									
105		NW---DOMESTIC	B-727-200	1		1			
106			ALL TYPES	1		1			
107									
108		CZ---DOMESTIC	DC-9-30	1	8	9			
109			ALL TYPES	1	8	9			
110									
111		PA---DOMESTIC	B-727-200	1002	10	1012			
112									

TABLE 7
AIRCRAFT DEPARTURES SCHEDULED AND AIRCRAFT DEPARTURES PERFORMED,
BY TYPE OF OPERATION, BY AIRCRAFT TYPE, BY COMMUNITY, AND BY CARRIER

12 MONTHS ENDED DECEMBER 31, 1985

Line No.	Area, state or country Community (Airport name)	Carrier and type of operation	Type of aircraft	Total departures performed: Scheduled service	Total departures performed: Nonscheduled service	Total departures performed: All services	Departures scheduled	Scheduled departures completed: Number	Scheduled departures completed: Percent of departures scheduled
	1	2	3	4	5	6	7	8	9
1	GREATER PITTSBURGH	PA---DOMESTIC	(CONT.)						
2			B-747	2		2			
3			B-747SP	1		1			
4			ALL TYPES	1005	10	1015	1074	1000	93.10
5		PE---DOMESTIC	B-737-100/200	1567		1567			
6			B-727-200	2050		2050			
7			ALL TYPES	3617		3617	3755	3615	96.27
8									
9		PI---DOMESTIC	B-737-100/200	747	9	756			
10			B-727-200	607	1	608			
11			ALL TYPES	1354	10	1364	1355	1351	99.70
12									
13		RC---DOMESTIC	DC-9-50	19		19			
14			DC-9-30	455		455			
15			B-727-200	206		206			
16			DC-9-10	194		194			
17			DC-9-80	34		34			
18			ALL TYPES	908		908	916	903	98.58
19									
20		TW---DOMESTIC	B-727-100	318		318			
21			B-727-200	1198		1198			
22			DC-9-30	521		521			
23			B-767-200	1		1			
24			L-1011/100/20	4		4			
25			ALL TYPES	2042		2042	2057	2033	98.83
26									
27		UA---DOMESTIC	B-737-100/200	679	3	682			
28			B-727-100	515	6	521			
29			B-727-200	702	13	715			
30			DC-10-10	150		150			
31			B-747	1		1			
32			DC-8-71	376	4	380			
33			B-767-200	100		100			
34			DC-10-30	1		1			
35			ALL TYPES	2524	26	2550	2642	2506	94.85
36									
37	COMMUNITY TOTAL	DOMESTIC	B-727-100	1564	6	1570			
38			B-727-200	17475	24	17499			
39			DC-9-80	1924		1924			
40			DC-10-10	151		151			
41			BAC-111-200	13455	3	13458			
42			DC-9-30	49738	330	50068			
43			B-737-100/200	18412	128	18540			
44			B-737-300	4021		4021			
45			DC-9-50	116		116			
46			A-300-B4	495		495			
47			B-757-200	836		836			
48			L-1011/100/20	6		6			
49			*B-727-100	1		1			
50			B-747	3		3			
51			B-747SP	1		1			
52			DC-9-10	194		194			
53			B-767-200	101		101			
54			DC-8-71	376	4	380			
55			DC-10-30	1		1			
56			ALL TYPES	108910	495	109405	110125	108777	98.77
57									
58	READING								
59	(GENERAL CARL A SPRATZ)	RL---DOMESTIC	*DC-6A	1		1			
60			ALL TYPES	1		1	1	1	100.00
61									
62	SCRANTON/WILKES BARRE								
63	(WILKES-BARRE-SCRANTON)	AL---DOMESTIC	BAC-111-200	148		148			
64			DC-9-30	1072	10	1082			
65			B-737-100/200	205	12	217			
66			B-737-300	59		59			
67			ALL TYPES	1484	22	1506	1508	1483	98.34
68									
69		EA---DOMESTIC	DC-9-30	358		358			
70			DC-9-50	331		331			
71			B-727-200	17		17			
72			B-727-100	17		17			
73			ALL TYPES	723		723	726	722	99.17
74									
75	COMMUNITY TOTAL	DOMESTIC	BAC-111-200	148		148			
76			DC-9-30	1430	10	1440			
77			B-737-100/200	205	12	217			
78			B-737-300	59		59			
79			DC-9-50	331		331			
80			B-727-200	17		17			
81			B-727-100	17		17			
82			ALL TYPES	2207	22	2229	2236	2205	98.61
83									
84	RHODE ISLAND								
85	----------								
86									
87	PROVIDENCE								
88	(THEODORE FRANCIS GREEN STATE)	AA---DOMESTIC	B-727-100	463		463			
89			B-727-200	960		960			
90			DC-9-80	1		1			
91			ALL TYPES	1424		1424	1457	1424	97.73
92									
93		AL---DOMESTIC	BAC-111-200	534		534			
94			DC-9-30	1879	34	1913			
95			B-737-100/200	727	19	746			
96			B-737-300	215		215			
97			B-727-200	90		90			
98			ALL TYPES	3445	53	3498	3481	3443	98.90
99									
100		EA---DOMESTIC	DC-9-30	9		9			
101			B-727-100	289		289			
102			B-727-200	1311	24	1335			
103			DC-9-50	115		115			
104			L-1011/100/20		4	4			
105			B-757-200		2	2			
106			ALL TYPES	1724	30	1754	1737	1709	98.38
107									
108		NW---DOMESTIC	DC-9-30	1		1			
109			ALL TYPES	1		1			
110									
111		PE---DOMESTIC	B-737-100/200	513		513			
112									

AD-A171 840 AIRPORT ACTIVITY STATISTICS OF CERTIFICATED ROUTE AIR CARRIERS(U) FEDERAL AVIATION ADMINISTRATION WASHINGTON DC OFFICE OF MANAGEMENT SYSTEMS 31 DEC 85 4/4

UNCLASSIFIED F/G 1/5 NL

END
DATE
FILMED
10-86



'CROCOPY RESOLUTION TEST CHART
NATIONAL BUREAU OF STANDARDS-1963-A

TABLE 7
AIRCRAFT DEPARTURES SCHEDULED AND AIRCRAFT DEPARTURES PERFORMED,
BY TYPE OF OPERATION, BY AIRCRAFT TYPE, BY COMMUNITY, AND BY CARRIER

12 MONTHS ENDED DECEMBER 31, 1985

Line No.	Area, state or country Community (Airport name)	Carrier and type of operation	Type of aircraft	Total departures performed: Scheduled service	Total departures performed: Nonscheduled service	Total departures performed: All services	Departures scheduled	Scheduled departures completed: Number	Scheduled departures completed: Percent of departures scheduled
	1	2	3	4	5	6	7	8	9
1	THEODORE FRANCIS GREEN STATE	PE---DOMESTIC	(CONT.)						
2			B-727-200	223		223			
3			ALL TYPES	542		542	557	542	97.30
4		PI---DOMESTIC	B-737-100/200	548	8	556			
5			B-727-200	1		1			
6			B-737-300	178		178			
7			ALL TYPES	727	8	735	730	725	99.31
8									
9		PP---DOMESTIC	DHC-6	831	4	835			
10			F-27 SERIES	137		137			
11			PA-31/34/39	34		34			
12			BH-99	141		141			
13			ALL TYPES	1143	4	1147	1422	1143	80.37
14									
15		UA---DOMESTIC	B-727-100	572		572			
16			B-727-200	954		954			
17			B-737-100/200	26		26			
18			ALL TYPES	1552		1552	1602	1552	96.87
19									
20	COMMUNITY TOTAL	DOMESTIC	B-727-100	1324		1324			
21			B-727-200	3539	24	3563			
22			DC-9-80	1		1			
23			BAC-111-200	534		534			
24			DC-9-30	1889	34	1923			
25			B-737-100/200	1620	27	1647			
26			B-737-300	393		393			
27			DC-9-50	115		115			
28			L-1011/100/20		4	4			
29			B-757-200		2	2			
30			DHC-6	831	4	835			
31			F-27 SERIES	137		137			
32			PA-31/34/39	34		34			
33			BH-99	141		141			
34			ALL TYPES	10558	95	10653	10986	10538	95.92
35									
36	SOUTH CAROLINA								
37	----------								
38									
39	CHARLESTON								
40	(CHARLESTON AFB/MUNI)	AA---DOMESTIC	B-727-200	33		33			
41			B-727-100	423		423			
42			DC-9-80	299		299			
43			ALL TYPES	755		755	789	755	95.69
44									
45		AA---INTERNATIONAL	B-727-200	1		1			
46			ALL TYPES	1		1	1	1	100.00
47									
48		AA---TOTAL	B-727-200	34		34			
49			B-727-100	423		423			
50			DC-9-80	299		299			
51			ALL TYPES	756		756	790	756	95.69
52									
53		DL---DOMESTIC	DC-9-30	424	2	426			
54			B-727-200	1540		1540			
55			B-737-100/200	904		904			
56			DC-8-71	2		2			
57			ALL TYPES	2870	2	2872	2884	2868	99.44
58									
59		EA---DOMESTIC	DC-9-30	2715		2715			
60			B-727-200	460		460			
61			DC-9-50	375		375			
62			B-727-100	481		481			
63			B-757-200	4		4			
64			ALL TYPES	4035		4035	4134	4011	97.02
65									
66		AY---DOMESTIC	DC-9-30	1		1			
67			ALL TYPES	1		1			
68									
69		PI---DOMESTIC	B-737-100/200	1320	3	1323			
70			B-727-200	486		486			
71			B-737-300	17		17			
72			ALL TYPES	1823	3	1826	1824	1817	99.61
73									
74		UA---DOMESTIC	B-727-100	473		473			
75			B-737-100/200	403		403			
76			B-727-200	80		80			
77			ALL TYPES	956		956	983	955	97.15
78									
79		WE---DOMESTIC	DC-10-30	11		11			
80			ALL TYPES	11		11	11	11	100.00
81									
82	COMMUNITY TOTAL	DOMESTIC	B-727-200	2599		2599			
83			B-727-100	1377		1377			
84			DC-9-80	299		299			
85			DC-9-30	3140	2	3142			
86			B-737-100/200	2627	3	2630			
87			DC-8-71	2		2			
88			DC-9-50	375		375			
89			B-757-200	4		4			
90			B-737-300	17		17			
91			DC-10-30	11		11			
92			ALL TYPES	10451	5	10456	10625	10417	98.04
93									
94		INTERNATIONAL	B-727-200	1		1			
95			ALL TYPES	1		1	1	1	100.00
96									
97		TOTAL	B-727-200	2600		2600			
98			B-727-100	1377		1377			
99			DC-9-80	299		299			
100			DC-9-30	3140	2	3142			
101			B-737-100/200	2627	3	2630			
102			DC-8-71	2		2			
103			DC-9-50	375		375			
104			B-757-200	4		4			
105			B-737-300	17		17			
106			DC-10-30	11		11			
107			ALL TYPES	10452	5	10457	10626	10418	98.04
108									
109	COLUMBIA								
110	(COLUMBIA METROPOLITAN)	AA---DOMESTIC	B-727-200	333		333			
111			B-727-100	439		439			
112									

TABLE 7
AIRCRAFT DEPARTURES SCHEDULED AND AIRCRAFT DEPARTURES PERFORMED, BY TYPE OF OPERATION, BY AIRCRAFT TYPE, BY COMMUNITY, AND BY CARRIER

12 MONTHS ENDED DECEMBER 31, 1985

Line No.	Area, state or country Community (Airport name)	Carrier and type of operation	Type of aircraft	Total departures performed: Scheduled service	Total departures performed: Nonscheduled service	Total departures performed: All services	Departures scheduled	Scheduled departures completed: Number	Scheduled departures completed: Percent of departures scheduled
	1	2	3	4	5	6	7	8	9
1	COLUMBIA METROPOLITAN	AA---DOMESTIC	(CONT.)						
2			ALL TYPES	772		772	793	772	97.35
3		DL---DOMESTIC	DC-9-30	559		559			
4			B-727-200	1551		1551			
5			B-737-100/200	1009		1009			
6			DC-8-71	1		1			
7			B-757-200	1		1			
8			L-1011/100/20	3		3			
9			ALL TYPES	3124		3124	3131	3118	99.58
10									
11		EA---DOMESTIC	DC-9-30	1988		1988			
12			B-727-200	432		432			
13			DC-9-50	777		777			
14			B-727-100	197		197			
15			ALL TYPES	3394		3394	3471	3371	97.11
16									
17		PE---DOMESTIC	B-737-100/200	295		295			
18			B-727-200	358		358			
19			ALL TYPES	653		653	661	650	98.33
20									
21		PI---DOMESTIC	B-737-100/200	1250	10	1260			
22			B-727-200	718		718			
23			F-28-4000/600	121	2	123			
24			ALL TYPES	2089	12	2101	2107	2071	98.29
25									
26		LA---DOMESTIC	B-727-100	357		357			
27			B-727-200	322		322			
28			B-737-100/200	286		286			
29			ALL TYPES	965		965	980	962	98.16
30									
31	COMMUNITY TOTAL	DOMESTIC	B-727-200	3714		3714			
32			B-727-100	993		993			
33			DC-9-30	2547		2547			
34			B-737-100/200	2840	10	2850			
35			DC-8-71	1		1			
36			B-757-200	1		1			
37			L-1011/100/20	3		3			
38			DC-9-50	777		777			
39			F-28-4000/600	121	2	123			
40			ALL TYPES	10997	12	11009	11143	10944	98.21
41									
42	GREENVILLE/SPARTANBURG								
43	(GREENVILLE-SPARTANBURG)	AA---DOMESTIC	B-727-200	407		407			
44			B-727-100	377		377			
45			DC-9-80	1		1			
46			ALL TYPES	785		785	792	785	99.11
47									
48		AL---DOMESTIC	BAC-111-200	375		375			
49			DC-9-30	627		627			
50			ALL TYPES	1002		1002	1008	1002	99.40
51									
52		DL---DOMESTIC	DC-9-30	1039	1	1040			
53			B-727-200	1		1			
54			ALL TYPES	1040	1	1041	1048	1040	99.23
55									
56		EA---DOMESTIC	DC-9-30	2156		2156			
57			B-727-100	506		506			
58			B-727-200	548		548			
59			DC-9-50	1206		1206			
60			B-757-200	48		48			
61			A-300-B4	5		5			
62			ALL TYPES	4469		4469	4493	4384	97.57
63									
64		PI---DOMESTIC	B-737-100/200	1072	28	1100			
65			B-727-200	204		204			
66			F-28-4000/600	2		2			
67			ALL TYPES	1278	28	1306	1278	1264	98.90
68									
69	COMMUNITY TOTAL	DOMESTIC	B-727-200	1160		1160			
70			B-727-100	883		883			
71			DC-9-80	1		1			
72			BAC-111-200	375		375			
73			DC-9-30	3822	1	3823			
74			DC-9-50	1206		1206			
75			B-757-200	48		48			
76			A-300-B4	5		5			
77			B-737-100/200	1072	28	1100			
78			F-28-4000/600	2		2			
79			ALL TYPES	8574	29	8603	8619	8475	98.32
80									
81	MYRTLE BEACH								
82	(MYRTLE BEACH AFB)	AL---DOMESTIC	DC-9-30	439		439			
83			BAC-111-200	98		98			
84			ALL TYPES	537		537	541	537	99.26
85									
86		PI---DOMESTIC	B-737-100/200	2097	1	2098			
87			F-28-4000/600	1906		1906			
88			B-737-300	20		20			
89			ALL TYPES	4023	1	4024	4060	4016	98.91
90									
91	COMMUNITY TOTAL	DOMESTIC	DC-9-30	439		439			
92			BAC-111-200	98		98			
93			B-737-100/200	2097	1	2098			
94			F-28-4000/600	1906		1906			
95			B-737-300	20		20			
96			ALL TYPES	4560	1	4561	4601	4553	98.95
97									
98	SOUTH DAKOTA								
99	----------								
100									
101	ABERDEEN								
102	(ABERDEEN MUNI)	RC---DOMESTIC	LV-580	1535		1535			
103			DC-9-50		2	2			
104			DC-9-30	2	2	4			
105			DC-9-10	2		2			
106			ALL TYPES	1539	4	1543	1579	1531	96.96
107									
108	RAPID CITY								
109	(RAPID CITY REGIONAL)	FL---DOMESTIC	B-737-100/200	1410		1410			
110			ALL TYPES	1410		1410	1441	1405	97.50
111									
112									

TABLE 7
AIRCRAFT DEPARTURES SCHEDULED AND AIRCRAFT DEPARTURES PERFORMED,
BY TYPE OF OPERATION, BY AIRCRAFT TYPE, BY COMMUNITY, AND BY CARRIER

12 MONTHS ENDED DECEMBER 31, 1985

Line No.	Area, state or country Community (Airport name)	Carrier and type of operation	Type of aircraft	Total departures performed: Scheduled service	Total departures performed: Nonscheduled service	Total departures performed: All services	Departures scheduled	Scheduled departures completed: Number	Scheduled departures completed: Percent of departures scheduled
	1	2	3	4	5	6	7	8	9
1	RAPID CITY REGIONAL	(CONT.)							
2		RC---DOMESTIC	DC-9-50	566		566			
3			DC-9-30	45		45			
4			DC-9-10	98		98			
5			ALL TYPES	709		709	739	705	95.39
6		UA---DOMESTIC	B-727-100	256		256			
7			B-727-200	120		120			
8			B-737-100/200	260		260			
9			ALL TYPES	656		656	682	653	95.74
10									
11		WA---DOMESTIC	B-737-100/200	1341		1341			
12			ALL TYPES	1341		1341	1367	1339	97.95
13									
14	COMMUNITY TOTAL	DOMESTIC	B-737-100/200	3031		3031			
15			DC-9-50	566		566			
16			DC-9-30	45		45			
17			DC-9-10	98		98			
18			B-727-100	256		256			
19			B-727-200	120		120			
20			ALL TYPES	4116		4116	4229	4102	96.99
21									
22	SIOUX FALLS								
23	(JOE FOSS FIELD)	FL---DOMESTIC	B-737-100/200	1435		1435			
24			ALL TYPES	1435		1435	1456	1432	98.35
25									
26		CZ---DOMESTIC	DC-9-10	235		235			
27			DC-9-50	751	7	758			
28			DC-9-40	51	2	53			
29			ALL TYPES	1037	9	1046	1043	1028	98.56
30									
31		RC---DOMESTIC	DC-9-50	1312		1312			
32			CV-580	326		326			
33			DC-9-30	284		284			
34			DC-9-10	206		206			
35			DC-9-80	1		1			
36			ALL TYPES	2129		2129	2186	2106	96.34
37									
38		UA---DOMESTIC	B-727-200	303	10	313			
39			B-737-100/200	1537		1537			
40			B-727-100	25		25			
41			ALL TYPES	1865	10	1875	1930	1862	96.47
42									
43		WA---DOMESTIC	B-737-100/200	719	8	727			
44			B-727-200	4		4			
45			ALL TYPES	723	8	731	728	719	98.76
46									
47	COMMUNITY TOTAL	DOMESTIC	B-737-100/200	3691	8	3699			
48			DC-9-10	441		441			
49			DC-9-30	1035	7	1042			
50			DC-9-40	51	2	53			
51			DC-9-50	1312		1312			
52			CV-580	326		326			
53			DC-9-80	1		1			
54			B-727-200	307	10	317			
55			B-727-100	25		25			
56			ALL TYPES	7189	27	7216	7343	7147	97.33
57									
58	WATERTOWN								
59	(WATERTOWN MUNICIPAL)	RC---DOMESTIC	CV-580	892		892			
60			DC-9-10	1		1			
61			DC-9-30	1		1			
62			ALL TYPES	894		894	905	872	96.35
63									
64	TENNESSEE								
65	----------								
66									
67	BRISTOL/KNGSPRT/JHNSN CTY								
68	(TRI CITY)	AL---DOMESTIC	DC-9-30	124		124			
69			BAC-111-200	829		829			
70			B-737-100/200	1		1			
71			ALL TYPES	954		954	968	954	98.55
72									
73		FI---DOMESTIC	B-737-100/200	888	1	889			
74			B-727-200	639	2	641			
75			F-28-4000/600	2193		2193			
76			B-737-300	2		2			
77			ALL TYPES	3722	3	3725	3765	3690	98.00
78									
79	COMMUNITY TOTAL	DOMESTIC	DC-9-30	124		124			
80			BAC-111-200	829		829			
81			B-737-100/200	889	1	890			
82			B-727-200	639	2	641			
83			F-28-4000/600	2193		2193			
84			B-737-300	2		2			
85			ALL TYPES	4676	3	4679	4733	4644	98.11
86									
87	CHATTANOOGA								
88	(LOVELL FIELD)	DL---DOMESTIC	DC-9-30	2655		2655			
89			B-727-200	16		16			
90			B-737-100/200	34		34			
91			ALL TYPES	2705		2705	2726	2691	98.71
92									
93		EA---DOMESTIC	B-727-200	1		1			
94			ALL TYPES	1		1			
95									
96		FI---DOMESTIC	B-737-100/200	730	4	734			
97			ALL TYPES	730	4	734	730	727	99.58
98									
99		RC---DOMESTIC	DC-9-30	58	2	60			
100			DC-9-10	1062		1062			
101			DC-9-50	4		4			
102			ALL TYPES	1124	2	1126	1100	1050	95.45
103									
104	COMMUNITY TOTAL	DOMESTIC	DC-9-30	2713	2	2715			
105			B-727-200	17		17			
106			B-737-100/200	764	4	768			
107			DC-9-10	1062		1062			
108			DC-9-50	4		4			
109			ALL TYPES	4560	6	4566	4556	4468	98.06
110									
111									
112									

TABLE 7
AIRCRAFT DEPARTURES SCHEDULED AND AIRCRAFT DEPARTURES PERFORMED,
BY TYPE OF OPERATION, BY AIRCRAFT TYPE, BY COMMUNITY, AND BY CARRIER

12 MONTHS ENDED DECEMBER 31, 1985

Line No.	Area, state or country Community (Airport name)	Carrier and type of operation	Type of aircraft	Total departures performed: Scheduled service	Total departures performed: Nonscheduled service	Total departures performed: All services	Departures scheduled	Scheduled departures completed: Number	Scheduled departures completed: Percent of departures scheduled
	1	2	3	4	5	6	7	8	9
1	KNOXVILLE								
2	(MC GHEE TYSON)	AL---DOMESTIC	BAC-111-200	112		112			
3			DC-9-30	1258		1258			
4			ALL TYPES	1370		1370	1384	1370	98.98
5		CL---DOMESTIC	DC-9-30	842	2	844			
6			B-727-200	1509	2	1511			
7			B-737-100/200	805	5	810			
8			B-757-200	207	1	208			
9			L-1011/100/20	4		4			
10			DC-8-71	3		3			
11			L-1011-500 TR	2		2			
12			B-767-200	2	3	5			
13			ALL TYPES	3374	13	3387	3365	3355	99.70
14		EA---DOMESTIC	DC-9-30	986		986			
15			DC-9-50	17		17			
16			B-727-200	35		35			
17			B-727-100	146		146			
18			ALL TYPES	1184		1184	1196	1163	97.24
19		NY---DOMESTIC	DC-9-30	1		1			
20			ALL TYPES	1		1			
21		PI---DOMESTIC	B-737-100/200	491	4	495			
22			ALL TYPES	491	4	495	490	486	99.18
23		RC---DOMESTIC	DC-9-30	36		36			
24			DC-9-10	1234		1234			
25			DC-9-50	4		4			
26			ALL TYPES	1274		1274	1281	1232	96.17
27		UA---DOMESTIC	B-737-100/200	764		764			
28			B-727-100	619	1	620			
29			B-727-200	33	2	35			
30			DC-8-71		2	2			
31			ALL TYPES	1416	5	1421	1455	1408	96.76
32	COMMUNITY TOTAL	DOMESTIC	BAC-111-200	112		112			
33			DC-9-30	3123	2	3125			
34			B-727-200	1577	4	1581			
35			B-737-100/200	2060	9	2069			
36			B-757-200	207	1	208			
37			L-1011/100/20	4		4			
38			DC-8-71	3	2	5			
39			L-1011-500 TR	2		2			
40			B-767-200	2	3	5			
41			DC-9-50	21		21			
42			B-727-100	765	1	766			
43			DC-9-10	1234		1234			
44			ALL TYPES	9110	22	9132	9171	9014	98.28
45	MEMPHIS								
46	(MEMPHIS INTERNATIONAL)	AA---DOMESTIC	B-727-100	524		524			
47			B-727-200	1650		1650			
48			DC-10-10	5		5			
49			DC-9-80	519		519			
50			DC-10-30	1		1			
51			ALL TYPES	2659		2659	2762	2699	97.71
52		AL---DOMESTIC	DC-9-30	2248	1	2249			
53			BAC-111-200	3		3			
54			ALL TYPES	2251	1	2252	2282	2251	98.64
55		BA---DOMESTIC	B-727-200	12	1	13			
56			ALL TYPES	12	1	13			
57		CC---DOMESTIC	B-727-100	736	12	748			
58			ALL TYPES	736	12	748	804	736	91.54
59		CL---DOMESTIC	DC-9-30	8361		8361			
60			B-727-200	8637		8637			
61			L-1011/100/20	2		2			
62			DC-8-71	178		178			
63			B-737-100/200	661	2	663			
64			B-757-200	222		222			
65			B-767-200	1		1			
66			DC-8-61		1	1			
67			ALL TYPES	18062	3	18065	18141	18035	99.41
68		EA---DOMESTIC	DC-9-30	552		552			
69			B-727-100	497		497			
70			B-727-200	21		21			
71			DC-9-50	90		90			
72			ALL TYPES	1160		1160	1221	1157	94.75
73		PI---DOMESTIC	B-737-100/200	1086		1086			
74			B-727-200	307		307			
75			ALL TYPES	1393		1393	1402	1388	99.00
76		RC---DOMESTIC	DC-9-30	16907	12	16919			
77			DC-9-10	21409	3	21412			
78			DC-9-50	5789	1	5790			
79			B-727-200	2444		2444			
80			DC-9-80	2	1	3			
81			ALL TYPES	46551	17	46568	47067	46284	98.33
82		FL---DOMESTIC	SWEAR-METRO I	461		461			
83			DC-9-9	5		5			
84			ALL TYPES	466		466	485	466	96.08
85		TW---DOMESTIC	B-727-200	534	1	535			
86			B-727-100	524		524			
87			ALL TYPES	1058	1	1059	1083	1048	96.76
88		UA---DOMESTIC	B-737-100/200	2122		2122			
89			B-727-100	677		677			
90			B-727-200	342		342			
91			DC-8-71	2		2			
92			ALL TYPES	3143		3143	3261	3131	96.01
93		WA---DOMESTIC	SL-188A/C	299		299			

TABLE 7
AIRCRAFT DEPARTURES SCHEDULED AND AIRCRAFT DEPARTURES PERFORMED,
BY TYPE OF OPERATION, BY AIRCRAFT TYPE, BY COMMUNITY, AND BY CARRIER

12 MONTHS ENDED DECEMBER 31, 1985

Line No.	Area, state or country Community (Airport name)	Carrier and type of operation	Type of aircraft	Total departures performed: Scheduled service	Total departures performed: Nonscheduled service	Total departures performed: All services	Departures scheduled	Scheduled departures completed: Number	Scheduled departures completed: Percent of departures scheduled
	1	2	3	4	5	6	7	8	9
1	MEMPHIS INTERNATIONAL	VK---DOMESTIC	(CONT.)						
2			*CV-640	68		68			
3			*DC-6	7		7			
4			*DC-8-30	1		1			
5			*DC-8-62	1		1			
6			ALL TYPES	376		376	260	260	100.00
7	COMMUNITY TOTAL	DOMESTIC	B-727-100	2958	12	2970			
8			B-727-200	13947	2	13949			
9			DC-10-10	5		5			
10			DC-9-80	521	1	522			
11			DC-10-30	1		1			
12			DC-9-30	28068	13	28081			
13			BAC-111-200	3		3			
14			L-1011/100/20	2		2			
15			DC-8-71	180		180			
16			B-737-100/200	3869	2	3871			
17			B-757-200	222		222			
18			B-767-200	1		1			
19			DC-8-61		1	1			
20			DC-9-50	5879	1	5880			
21			DC-9-10	21409	3	21412			
22			SWEAR-METRO I	461		461			
23			BH-99	5		5			
24			*L-188A/C	299		299			
25			*CV-640	68		68			
26			*DC-6	7		7			
27			*DC-8-30	1		1			
28			*DC-8-62	1		1			
29			ALL TYPES	77907	35	77942	78768	77455	98.33
30									
31	NASHVILLE (METROPOLITAN)	AA---DOMESTIC	B-727-100	548		548			
32			B-727-200	2725	1	2726			
33			DC-10-10	8		8			
34			DC-9-80	1705		1705			
35			B-767-200	1		1			
36			DC-10-30	1		1			
37			ALL TYPES	4986	1	4989	5050	4988	98.77
38									
39		AL---DOMESTIC	DC-9-30	3568	2	3570			
40			BAC-111-200	1		1			
41			B-737-100/200	1		1			
42			ALL TYPES	3570	2	3572	3599	3567	99.11
43									
44		BN---DOMESTIC	B-727-200	7		7			
45			ALL TYPES	7		7			
46									
47		DL---DOMESTIC	DC-9-30	1430		1430			
48			B-727-200	1219	7	1226			
49			B-737-100/200	1641		1641			
50			B-757-200	189	1	190			
51			DC-8-71	3		3			
52			ALL TYPES	4482	8	4490	4495	4479	99.64
53									
54		EA---DOMESTIC	DC-9-30	1082		1082			
55			B-727-100	377		377			
56			B-727-200	1174		1174			
57			DC-9-50	345		345			
58			A-300-B4	3		3			
59			ALL TYPES	2981		2981	3049	2955	96.91
60									
61		CO---DOMESTIC	DC-9-10	637	1	638			
62			DC-9-30	962	7	969			
63			DC-9-40	40	1	41			
64			ALL TYPES	1639	9	1648	1645	1627	98.90
65									
66		FA---DOMESTIC	B-727-200	387	1	388			
67			B-747	1		1			
68			ALL TYPES	388	1	389	413	386	93.46
69									
70		PE---DOMESTIC	B-737-100/200	106		106			
71			B-727-200	436		436			
72			ALL TYPES	542		542	565	542	95.92
73									
74		PI---DOMESTIC	B-737-100/200	1339	5	1344			
75			B-727-200	1562		1562			
76			B-737-300	173		173			
77			F-28-4000/600		2	2			
78			ALL TYPES	3074	7	3081	3101	3064	98.80
79									
80		RC---DOMESTIC	DC-9-30	1518		1518			
81			DC-9-10	634	1	635			
82			DC-9-50	1322		1322			
83			B-727-200	828		828			
84			ALL TYPES	4502	1	4503	4539	4462	98.30
85									
86		TW---DOMESTIC	B-727-100	429		429			
87			B-727-200	584		584			
88			DC-9-80	687		687			
89			ALL TYPES	1700		1700	1744	1686	96.67
90									
91		UA---DOMESTIC	B-727-100	252		252			
92			B-727-200	328		328			
93			B-737-100/200	350		350			
94			ALL TYPES	930		930	953	921	96.64
95									
96		VK---DOMESTIC	*L-188A/C	109		109			
97			*CV-640	227		227			
98			*DC-8-62	1		1			
99			*DC-8-30	1		1			
100			ALL TYPES	338		338	260	260	100.00
101									
102		ZC---DOMESTIC	BAC-111-200	957	186	1143			
103			ALL TYPES	957	186	1143	964	957	99.27
104									
105	COMMUNITY TOTAL	DOMESTIC	B-727-100	1606		1606			
106			B-727-200	9250	9	9259			
107			DC-10-10	8		8			
108			DC-9-80	2392		2392			
109			B-767-200	1		1			
110			DC-10-30	1		1			
111									
112									

TABLE 7
AIRCRAFT DEPARTURES SCHEDULED AND AIRCRAFT DEPARTURES PERFORMED,
BY TYPE OF OPERATION, BY AIRCRAFT TYPE, BY COMMUNITY, AND BY CARRIER
12 MONTHS ENDED DECEMBER 31, 1985

Line No.	Area, state or country Community (Airport name)	Carrier and type of operation	Type of aircraft	Total departures performed: Scheduled service	Total departures performed: Nonscheduled service	Total departures performed: All services	Departures scheduled	Scheduled departures completed: Number	Scheduled departures completed: Percent of departures scheduled
	1	2	3	4	5	6	7	8	9
1	COMMUNITY TOTAL	DOMESTIC	(CONT.)						
2			DC-9-30	8560	9	8569			
3			BAC-111-200	958	186	1144			
4			B-737-100/200	3437	5	3442			
5			B-757-200	189	1	190			
6			DC-8-71	3		3			
7			DC-9-50	1667		1667			
8			A-300-B4	3		3			
9			DC-9-10	1471	2	1473			
10			DC-9-40	40	1	41			
11			B-747	1		1			
12			B-737-300	173		173			
13			F-28-4000/600		2	2			
14			*L-188A/C	109		109			
15			*CV-640	227		227			
16			*DC-8-62	1		1			
17			*DC-8-30	1		1			
18			ALL TYPES	30098	215	30313	30377	29894	98.40
19	TEXAS								
20									
21									
22									
23	ABILENE (ABILENE MUNICIPAL)	AA---DOMESTIC	DC-9-80	1		1			
24			DC-10-10	1		1			
25			ALL TYPES	2		2	2	2	100.00
26									
27	AMARILLO/BORGER (AMARILLO AIR TERMINAL)	AA---DOMESTIC	B-727-200	1068		1068			
28			B-727-100	379		379			
29			DC-9-80	3		3			
30			ALL TYPES	1450		1450	1468	1450	98.77
31									
32		AL---DOMESTIC	B-727-200	1		1			
33			ALL TYPES	1		1			
34									
35		AP---DOMESTIC	CV-580	475		475			
36			BAE-146-1	959		959			
37			ALL TYPES	1434		1434	1482	1433	96.69
38									
39		BA---DOMESTIC	B-727-200	1		1			
40			ALL TYPES	1		1			
41									
42		DL---DOMESTIC	B-737-100/200	1703		1703			
43			B-727-200	1		1			
44			ALL TYPES	1704		1704	1729	1704	98.55
45									
46		FL---DOMESTIC	B-737-100/200	1		1			
47			ALL TYPES	1		1			
48									
49		RC---DOMESTIC	DC-9-30	1		1			
50			ALL TYPES	1		1			
51									
52		TW---DOMESTIC	B-767-200	1		1			
53			DC-9-80	1		1			
54			ALL TYPES	2		2			
55									
56		UA---DOMESTIC	B-727-200	1		1			
57			ALL TYPES	1		1			
58									
59		WA---DOMESTIC	B-737-100/200	2826	1	2827			
60			B-737-300	778		778			
61			DC-9-50	11		11			
62			ALL TYPES	3615	1	3616	3646	3615	99.14
63									
64	COMMUNITY TOTAL	DOMESTIC	B-727-200	1072		1072			
65			B-727-100	379		379			
66			DC-9-80	4		4			
67			CV-580	475		475			
68			BAE-146-1	959		959			
69			B-737-100/200	4530	1	4531			
70			DC-9-30	1		1			
71			B-767-200	1		1			
72			B-737-300	778		778			
73			DC-9-50	11		11			
74			ALL TYPES	8210	1	8211	8325	8202	98.52
75									
76	AUSTIN (ROBERT MUELLER MUNI)	AA---DOMESTIC	B-727-100	330		330			
77			B-727-200	2151		2151			
78			DC-10-10	353		353			
79			DC-9-80	993		993			
80			B-767-200	29		29			
81			DC-10-30	96		96			
82			ALL TYPES	3952		3952	4031	3952	98.04
83									
84		AL---DOMESTIC	B-737-100/200	694		694			
85			B-737-300	80		80			
86			ALL TYPES	774		774	785	774	98.59
87									
88		BN---DOMESTIC	B-727-200	4		4			
89			ALL TYPES	4		4			
90									
91		CO---DOMESTIC	B-727-200	755		755			
92			B-727-100	51		51			
93			DC-9-10	352		352			
94			DC-9-30	1082		1082			
95			DC-9-80	1		1			
96			B-737-500	104		104			
97			ALL TYPES	2345		2345	2394	2312	96.57
98									
99		DL---DOMESTIC	DC-9-30	243	1	244			
100			B-727-200	345		345			
101			B-737-100/200	2784		2784			
102			ALL TYPES	3372	1	3373	3398	3366	99.05
103									
104		EA---DOMESTIC	DC-9-30	401		401			
105			B-727-200	134		134			
106			B-727-100	82		82			
107			DC-9-50	1		1			
108			ALL TYPES	618		618	658	615	93.46
109									
110									
111									
112									

TABLE 7
AIRCRAFT DEPARTURES SCHEDULED AND AIRCRAFT DEPARTURES PERFORMED,
BY TYPE OF OPERATION, BY AIRCRAFT TYPE, BY COMMUNITY, AND BY CARRIER

12 MONTHS ENDED DECEMBER 31, 1965

Line No.	Area, state or country Community (Airport name)	Carrier and type of operation	Type of aircraft	Total departures performed: Scheduled service	Total departures performed: Nonscheduled service	Total departures performed: All services	Departures scheduled	Scheduled departures completed: Number	Scheduled departures completed: Percent of departures scheduled
	1	2	3	4	5	6	7	8	9
1	ROBERT MUELLER MUNI	(CONT.) HP---DOMESTIC	B-737-100/200	905		905			
2			ALL TYPES	905		905	924	904	97.83
3									
4		PC---DOMESTIC	DC-9-80	2236		2236			
5			DC-9-50	1678		1678			
6			ALL TYPES	3914		3914	3954	3909	98.86
7									
8		PA---DOMESTIC	B-727-200	542		542			
9			ALL TYPES	542		542	573	541	94.41
10									
11		PA---INTERNATIONAL	B-727-200	1		1			
12			ALL TYPES	1		1			
13									
14		PA---TOTAL	B-727-200	543		543			
15			ALL TYPES	543		543	573	541	94.41
16									
17		TB---DOMESTIC	B-727-200	523		523			
18			B-727-100	529		529			
19			ALL TYPES	1052		1052	1082	1051	97.13
20									
21		UA---DOMESTIC	B-727-100	1724		1724			
22			B-727-200	346		346			
23			ALL TYPES	2070		2070	2149	2063	95.99
24									
25		WA---DOMESTIC	B-737-100/200	126		126			
26			ALL TYPES	126		126	128	124	96.37
27									
28		WA---DOMESTIC	B-737-100/200	9003	3	9006			
29			B-727-200	357		357			
30			B-737-300	946	1	947			
31			ALL TYPES	10306	4	10310	10491	10306	98.23
32									
33	COMMUNITY TOTAL	DOMESTIC	B-727-100	2716		2716			
34			B-727-200	5157		5157			
35			DC-10-10	353		353			
36			DC-9-80	3230		3230			
37			B-767-200	29		29			
38			DC-10-30	96		96			
39			B-737-100/200	13512	3	13515			
40			B-737-300	1130	1	1131			
41			DC-9-10	352		352			
42			DC-9-30	1726	1	1727			
43			DC-9-50	1679		1679			
44			ALL TYPES	29980	5	29985	30567	29917	97.87
45									
46		INTERNATIONAL	B-727-200	1		1			
47			ALL TYPES	1		1			
48									
49		TOTAL	B-727-100	2716		2716			
50			B-727-200	5158		5158			
51			DC-10-10	353		353			
52			DC-9-80	3230		3230			
53			B-767-200	29		29			
54			DC-10-30	96		96			
55			B-737-100/200	13512	3	13515			
56			B-737-300	1130	1	1131			
57			DC-9-10	352		352			
58			DC-9-30	1726	1	1727			
59			DC-9-50	1679		1679			
60			ALL TYPES	29981	5	29986	30567	29917	97.87
61									
62	BROWNSVILLE/HRLGN/SAN BNTO (HARLINGEN INDUSTRIAL AIRPARK)	AA---DOMESTIC	B-727-200	900		900			
63			B-727-100	338		338			
64			ALL TYPES	1238		1238	1245	1238	99.43
65									
66		WA---DOMESTIC	B-737-100/200	3629		3629			
67			B-737-300	133		133			
68			ALL TYPES	3762		3762	3799	3762	99.02
69									
70	AIRPORT TOTAL	DOMESTIC	B-727-200	900		900			
71			B-727-100	338		338			
72			B-737-100/200	3629		3629			
73			B-737-300	133		133			
74			ALL TYPES	5000		5000	5044	5000	99.12
75									
76	(RIO GRANDE VALLEY INTL.)	PC---DOMESTIC	DC-9-50	1358		1358			
77			DC-9-80	232		232			
78			ALL TYPES	1590		1590	1638	1586	96.82
79									
80		G2---DOMESTIC	DC-9-10	2		2			
81			DC-9-30	193		193			
82			DC-9-40	9		9			
83			ALL TYPES	204		204	208	204	98.07
84									
85		VR---DOMESTIC	*L-188A/C	225		225			
86			*DC-8-30	2		2			
87			*DC-8-62	24		24			
88			*DC-8-50F	2		2			
89			ALL TYPES	253		253	260	240	92.30
90									
91	AIRPORT TOTAL	DOMESTIC	DC-9-50	1358		1358			
92			DC-9-80	232		232			
93			DC-9-10	2		2			
94			DC-9-30	193		193			
95			DC-9-40	9		9			
96			*L-188A/C	225		225			
97			*DC-8-30	2		2			
98			*DC-8-62	24		24			
99			*DC-8-50F	2		2			
100			ALL TYPES	2047		2047	2106	2030	96.39
101									
102	COMMUNITY TOTAL BY CARRIER	AA---DOMESTIC	B-727-100	338		338			
103			B-727-200	900		900			
104			ALL TYPES	1238		1238	1245	1238	99.43
105									
106		PC---DOMESTIC	DC-9-50	1358		1358			
107			DC-9-80	232		232			
108			ALL TYPES	1590		1590	1638	1586	96.82
109									
110		G2---DOMESTIC	DC-9-10	2		2			
111									
112									

TABLE 7
AIRCRAFT DEPARTURES SCHEDULED AND AIRCRAFT DEPARTURES PERFORMED, BY TYPE OF OPERATION, BY AIRCRAFT TYPE, BY COMMUNITY, AND BY CARRIER

12 MONTHS ENDED DECEMBER 31, 1985

Line No.	Area, state or country Community (Airport name)	Carrier and type of operation	Type of aircraft	Total departures performed: Scheduled service	Total departures performed: Nonscheduled service	Total departures performed: All services	Departures scheduled	Scheduled departures completed: Number	Scheduled departures completed: Percent of departures scheduled
	1	2	3	4	5	6	7	8	9
1	COMMUNITY TOTAL BY CARRIER	CZ---DOMESTIC	(CONT.)						
2			DC-9-30	193		193			
3			DC-9-40	9		9			
4			ALL TYPES	204		204	208	204	98.07
5		VK---DOMESTIC	*L-188A/C	225		225			
6			*DC-8-30	2		2			
7			*DC-8-50F	2		2			
8			*DC-8-62	24		24			
9			ALL TYPES	253		253	260	240	92.30
10									
11		WA---DOMESTIC	B-737-300	133		133			
12			B-737-100/200	3629		3629			
13			ALL TYPES	3762		3762	3799	3762	99.02
14									
15	COMMUNITY TOTAL	DOMESTIC	B-727-200	900		900			
16			B-727-100	338		338			
17			B-737-100/200	3629		3629			
18			B-737-300	133		133			
19			DC-9-50	1358		1358			
20			DC-9-80	232		232			
21			DC-9-10	2		2			
22			DC-9-30	193		193			
23			DC-9-40	9		9			
24			*L-188A/C	225		225			
25			*DC-8-30	2		2			
26			*DC-8-62	24		24			
27			*DC-8-50F	2		2			
28			ALL TYPES	7047		7047	7150	7030	98.32
29									
30	CORPUS CHRISTI (CORPUS CHRISTI INTERNATIONAL)	AA---DOMESTIC	B-727-200	1059		1059			
31			B-727-100	489		489			
32			DC-9-80	2		2			
33			ALL TYPES	1550		1550	1559	1550	99.42
34									
35		CC---DOMESTIC	B-727-200	104		104			
36			DC-9-10	295		295			
37			DC-9-30	1025		1025			
38			B-727-100	15		15			
39			DC-9-80	3		3			
40			ALL TYPES	1442		1442	1465	1431	97.67
41									
42		EA---DOMESTIC	B-727-100	320		320			
43			B-727-200	391		391			
44			DC-9-30	2		2			
45			DC-9-50	1		1			
46			ALL TYPES	714		714	725	712	98.20
47									
48		FA---DOMESTIC	B-727-200	63		63			
49			ALL TYPES	63		63	65	63	96.92
50									
51		LA---DOMESTIC	B-727-100	486		486			
52			B-727-200	131		131			
53			ALL TYPES	617		617	639	617	96.55
54									
55		NA---DOMESTIC	B-737-100/200	2296		2296			
56			B-737-300	231	1	232			
57			DC-9-50	11		11			
58			ALL TYPES	2538	1	2539	2562	2538	99.06
59									
60	COMMUNITY TOTAL	DOMESTIC	B-727-200	1748		1748			
61			B-727-100	1310		1310			
62			DC-9-80	5		5			
63			DC-9-10	295		295			
64			DC-9-30	1027		1027			
65			DC-9-50	12		12			
66			B-737-100/200	2296		2296			
67			B-737-300	231	1	232			
68			ALL TYPES	6924	1	6925	7015	6911	98.51
69									
70	DALLAS-FORT WORTH (LOVE FIELD)	AA---DOMESTIC	DC-9-80	1		1			
71			B-727-200	1		1			
72			ALL TYPES	2		2	3	2	66.66
73									
74		EA---DOMESTIC	B-727-200	1	1	2			
75			ALL TYPES	1	1	2			
76									
77		FL---DOMESTIC	B-737-100/200	1		1			
78			ALL TYPES	1		1			
79									
80		FT---DOMESTIC	*B-727-100	1		1			
81			ALL TYPES	1		1			
82									
83		PC---DOMESTIC	DC-9-80	1204		1204			
84			DC-9-50	6744		6744			
85			ALL TYPES	7948		7948	8110	7904	97.45
86									
87		LA---DOMESTIC	B-727-200	1		1			
88			ALL TYPES	1		1			
89									
90		WA---DOMESTIC	B-737-100/200	36962	5	36911			
91			B-727-200	9		9			
92			B-737-300	3354	5	3359			
93			DC-9-50	58		58			
94			ALL TYPES	40323	14	40337	40962	40323	98.44
95									
96	AIRPORT TOTAL	DOMESTIC	DC-9-80	1205		1205			
97			B-727-200	12	1	13			
98			B-737-100/200	36962	5	36912			
99			*B-727-100	1		1			
100			DC-9-50	6802		6802			
101			B-737-300	3354	5	3359			
102			ALL TYPES	48277	15	48292	49075	48229	98.27
103									
104	(DALLAS-FT.WORTH REGIONAL)	AA---DOMESTIC	B-727-100	12740		12740			
105			B-727-200	56090	11	56101			
106			DC-10-10	10769		10769			
107			DC-10-30	1374		1374			
108			DC-9-80	23627		23627			
109			B-767-200	1941		1941			
110									
111									
112									

TABLE 7
AIRCRAFT DEPARTURES SCHEDULED AND AIRCRAFT DEPARTURES PERFORMED,
BY TYPE OF OPERATION, BY AIRCRAFT TYPE, BY COMMUNITY, AND BY CARRIER

12 MONTHS ENDED DECEMBER 31, 1985

Line No.	Area, state or country Community (Airport name)	Carrier and type of operation	Type of aircraft	Total departures performed: Scheduled service	Total departures performed: Nonscheduled service	Total departures performed: All services	Departures scheduled	Scheduled departures completed: Number	Scheduled departures completed: Percent of departures scheduled
	1	2	3	4	5	6	7	8	9
1	DALLAS-FT.WORTH REGIONAL	AA---DOMESTIC	(CONT.)						
2			ALL TYPES	106541	11	106552	107865	106516	98.74
3		AA---INTERNATIONAL	DC-10-30	923		923			
4			B-727-100	252		252			
5			B-727-200	1832		1832			
6			DC-10-10	139		139			
7			ALL TYPES	3146		3146	3164	3096	97.85
8									
9		AA---TOTAL	B-727-100	12992		12992			
10			B-727-200	57922	11	57933			
11			DC-10-10	10908		10908			
12			DC-10-30	2297		2297			
13			DC-9-80	23627		23627			
14			B-767-200	1941		1941			
15			ALL TYPES	109687	11	109698	111029	109612	98.72
16									
17		AL---DOMESTIC	DC-9-30	208	1	209			
18			B-737-100/200	1285	3	1288			
19			B-757-300	86		86			
20			ALL TYPES	1579	4	1583	1598	1579	98.81
21									
22		BA---DOMESTIC	B-727-200	6663	422	7085			
23			*B-727-200		55	55			
24			ALL TYPES	6663	477	7140	6658	6635	99.65
25									
26		CC---DOMESTIC	B-727-200	639		639			
27			DC-10-10	4		4			
28			B-727-100	619		619			
29			DC-9-10	88		88			
30			DC-9-30	1553	2	1555			
31			ALL TYPES	2903	2	2905	2936	2890	98.43
32									
33		DL---DOMESTIC	DC-9-30	6107	5	6112			
34			B-727-200	23912	2	23914			
35			L-1011/100/20	2891		2891			
36			DC-8-71	1404	1	1405			
37			B-767-200	3732		3732			
38			B-737-100/200	21743	7	21750			
39			L-1011-500 TR	680		680			
40			B-757-200	201		201			
41			ALL TYPES	60670	15	60685	60924	60613	99.48
42									
43		DL---INTERNATIONAL	B-727-200	91		91			
44			L-1011-500 TR	241		241			
45			ALL TYPES	332		332	337	332	98.51
46									
47		DL---TOTAL	DC-9-30	6107	5	6112			
48			B-727-200	24003	2	24005			
49			L-1011/100/20	2891		2891			
50			DC-8-71	1404	1	1405			
51			B-767-200	3732		3732			
52			B-737-100/200	21743	7	21750			
53			L-1011-500 TR	921		921			
54			B-757-200	201		201			
55			ALL TYPES	61002	15	61017	61261	60945	99.48
56									
57		EA---DOMESTIC	DC-9-30	1480	2	1482			
58			B-727-100	458	1	459			
59			B-727-200	380	1	381			
60			L-1011/100/20		5	5			
61			DC-9-50	8		8			
62			A-300-84		1	1			
63			ALL TYPES	2326	10	2336	2411	2319	96.18
64									
65		EZ---DOMESTIC	*B-727-100	308	1	309			
66			*DC-8-73	16	5	21			
67			ALL TYPES	324	6	330	327	324	99.08
68									
69		FL---DOMESTIC	B-737-100/200	1985		1985			
70			DC-9-80	341		341			
71			B-727-100		1	1			
72			ALL TYPES	2326	1	2327	2349	2323	98.89
73									
74		FT---DOMESTIC	*B-747	14		14			
75			*B-727-100	1526		1526			
76			*B-747F	14		14			
77			ALL TYPES	1554		1554	1773	1538	86.74
78									
79		HA---DOMESTIC	L-1011/100/20	24		24			
80			ALL TYPES	24		24	18	18	100.00
81									
82		PL---DOMESTIC	DC-9-10	282	51	333			
83			DC-9-30	1004	47	1051			
84			DC-9-80	10		10			
85			B-737-100/200	107		107			
86			ALL TYPES	1403	98	1501	1421	1403	98.73
87									
88		AB---DOMESTIC	B-727-200	175		175			
89			B-727-100	1014		1014			
90			B-747	261		261			
91			DC-10-40	1		1			
92			ALL TYPES	1451		1451	1477	1451	98.23
93									
94		CZ---DOMESTIC	DC-9-10	24		24			
95			DC-9-30	2334	43	2377			
96			DC-9-40	138	7	145			
97			ALL TYPES	2496	50	2546	2562	2485	96.99
98									
99		PA---DOMESTIC	B-747	9		9			
100			B-727-200	908	4	912			
101			B-747-200	4		4			
102			A-300-84	155		155			
103			L-1011-500 TR	38		38			
104			ALL TYPES	1114	4	1118	1213	1109	91.42
105									
106		PE---DOMESTIC	B-727-200	510		510			
107			ALL TYPES	510		510	527	510	96.77
108									
109		PI---DOMESTIC	B-737-100/200	753	5	758			
110			B-727-230	1685		1685			
111			B-737-300	414		414			
112									

TABLE 7
AIRCRAFT DEPARTURES SCHEDULED AND AIRCRAFT DEPARTURES PERFORMED,
BY TYPE OF OPERATION, BY AIRCRAFT TYPE, BY COMMUNITY, AND BY CARRIER

12 MONTHS ENDED DECEMBER 31, 1985

Line No.	Area, state or country Community (Airport name)	Carrier and type of operation	Type of aircraft	Total departures performed: Scheduled service	Total departures performed: Nonscheduled service	Total departures performed: All services	Departures scheduled	Scheduled departures completed: Number	Scheduled departures completed: Percent of departures scheduled
	1	2	3	4	5	6	7	8	9
1	DALLAS-FT.WORTH REGIONAL	FI---DOMESTIC	(CONT.)						
2			ALL TYPES	2852	5	2857	2868	2851	99.40
3		RC---DOMESTIC	DC-9-50	523	2	525			
4			DC-9-10	777		777			
5			DC-9-30	1161	2	1163			
6			ALL TYPES	2461	4	2465	2477	2445	98.70
7									
8		SI---DOMESTIC	DC-9-80	1699		1699			
9			ALL TYPES	1699		1699	1710	1699	99.35
10									
11		TV---DOMESTIC	DC-8-63		43	43			
12			B-747-200	78	10	88			
13			*L-100-30		1	1			
14			ALL TYPES	78	54	132	78	78	100.00
15									
16		TW---DOMESTIC	B-727-200	751		751			
17			L-1011/100/20		1	1			
18			B-727-100	636		636			
19			DC-9-80	1		1			
20			ALL TYPES	1388	1	1389	1395	1385	99.28
21									
22		UA---DOMESTIC	B-727-100	1756	2	1758			
23			B-727-200	1674	9	1683			
24			B-747		1	1			
25			B-737-100/200	48	2	50			
26			ALL TYPES	3518	14	3532	3649	3514	96.30
27									
28		VX---DOMESTIC	*L-188A/C	456		456			
29			*CV-640	19		19			
30			*DC-8-50F	32		32			
31			*DC-8-30	16		16			
32			*DC-8-62	399		399			
33			*DC-8-63F	4		4			
34			*DC-6	2		2			
35			ALL TYPES	928		928	455	455	100.00
36									
37		WA---DOMESTIC	B-727-200	985	1	986			
38			B-737-100/200	1		1			
39			ALL TYPES	986	1	987	996	981	98.49
40									
41		YX---DOMESTIC	DC-9-10	504		504			
42			B-727-100	48		48			
43			ALL TYPES	552		552	557	552	99.10
44									
45	AIRPORT TOTAL	DOMESTIC	B-727-100	17311	4	17315			
46			B-727-200	94372	450	94822			
47			DC-10-10	10773		10773			
48			DC-10-30	1374		1374			
49			DC-9-80	25678		25678			
50			B-767-200	5673		5673			
51			DC-9-30	13847	102	13949			
52			B-737-100/200	25922	17	25939			
53			B-737-300	500		500			
54			*B-727-200		55	55			
55			DC-9-10	1675	51	1726			
56			L-1011/100/20	2915	6	2921			
57			DC-8-71	1404	1	1405			
58			L-1011-500 TR	716		716			
59			B-757-200	201		201			
60			DC-9-50	531	2	533			
61			A-300-B4	155	1	156			
62			*B-727-100	1834	1	1835			
63			*DC-8-73	16	5	21			
64			*B-747	14		14			
65			*B-747F	14		14			
66			B-747	270	1	271			
67			DC-10-40	1		1			
68			DC-9-40	138	7	145			
69			B-747-200	82	10	92			
70			DC-8-63		43	43			
71			*L-100-30		1	1			
72			*L-188A/C	456		456			
73			*CV-640	19		19			
74			*DC-8-50F	32		32			
75			*DC-8-30	16		16			
76			*DC-8-62	399		399			
77			*DC-8-63F	4		4			
78			*DC-6	2		2			
79			ALL TYPES	206345	757	207103	208244	205673	98.76
80									
81		INTERNATIONAL	DC-10-30	923		923			
82			B-727-100	252		252			
83			B-727-200	1923		1923			
84			DC-10-10	139		139			
85			L-1011-500 TR	241		241			
86			ALL TYPES	3478		3478	3501	3428	97.91
87									
88		TOTAL	B-727-100	17563	4	17567			
89			B-727-200	96295	450	96745			
90			DC-10-10	10912		10912			
91			DC-10-30	2297		2297			
92			DC-9-80	25678		25678			
93			B-767-200	5673		5673			
94			DC-9-30	13847	102	13949			
95			B-737-100/200	25922	17	25939			
96			B-737-300	500		500			
97			*B-727-200		55	55			
98			DC-9-10	1675	51	1726			
99			L-1011/100/20	2915	6	2921			
100			DC-8-71	1404	1	1405			
101			L-1011-500 TR	959		959			
102			B-757-200	201		201			
103			DC-9-50	531	2	533			
104			A-300-B4	155	1	156			
105			*B-727-100	1834	1	1835			
106			*DC-8-73	16	5	21			
107			*B-747	14		14			
108			*B-747F	14		14			
109			B-747	270	1	271			
110			DC-10-40	1		1			
111			DC-9-40	138	7	145			
112									

TABLE 7
AIRCRAFT DEPARTURES SCHEDULED AND AIRCRAFT DEPARTURES PERFORMED, BY TYPE OF OPERATION, BY AIRCRAFT TYPE, BY COMMUNITY, AND BY CARRIER

12 MONTHS ENDED DECEMBER 31, 198[illegible]

Line No.	Area, state or country Community (Airport name)	Carrier and type of operation	Type of aircraft	Total departures performed: Scheduled service	Nonscheduled service	All services	Departures scheduled	Scheduled departures completed: Number	Percent of departures scheduled
	1	2	3	4	5	6	7	8	9
1	AIRPORT TOTAL	TOTAL	(CONT.)						
2			B-747-200	62	10	92			
3			DC-8-63		45	45			
4			*L-100-30		1	1			
5			*L-188A/C	456		456			
6			*CV-640	19		19			
7			*DC-8-50F	32		32			
8			*DC-8-30	16		16			
9			*DC-8-62	359		359			
10			*DC-8-63F	4		4			
11			*DC-6	2		2			
12			ALL TYPES	209824	757	210581	211745	209101	98.75
13	COMMUNITY TOTAL BY CARRIER	AA---DOMESTIC	B-767-200	1941		1941			
14			DC-9-80	23628		23628			
15			B-727-100	12740		12740			
16			B-727-200	56091	11	56102			
17			DC-10-10	10769		10769			
18			DC-10-30	1374		1374			
19			ALL TYPES	106543	11	106554	107868	106518	98.74
20									
21		AA---INTERNATIONAL	B-727-100	252		252			
22			B-727-200	1832		1832			
23			DC-10-10	139		139			
24			DC-10-30	923		923			
25			ALL TYPES	3146		3146	3164	3096	97.85
26									
27		AA---TOTAL	B-767-200	1941		1941			
28			DC-9-80	23628		23628			
29			B-727-100	12992		12992			
30			B-727-200	57923	11	57934			
31			DC-10-10	10908		10908			
32			DC-10-30	2297		2297			
33			ALL TYPES	109689	11	109700	111032	109614	98.72
34									
35		AL---DOMESTIC	B-737-300	86		86			
36			B-737-100/200	1285	3	1288			
37			DC-9-30	208	1	209			
38			ALL TYPES	1579	4	1583	1598	1579	98.81
39									
40		EA---DOMESTIC	B-727-200	6664	423	7087			
41			*B-727-200		55	55			
42			ALL TYPES	6664	478	7142	6658	6635	99.65
43									
44		CC---DOMESTIC	DC-9-10	88		88			
45			DC-9-30	1553	2	1555			
46			B-727-100	619		619			
47			B-727-200	639		639			
48			DC-10-10	4		4			
49			ALL TYPES	2903	2	2905	2936	2890	98.43
50									
51		DL---DOMESTIC	B-737-100/200	21743	7	21750			
52			B-757-200	201		201			
53			B-767-200	3732		3732			
54			DC-9-30	6107	5	6112			
55			B-727-200	23912	2	23914			
56			L-1011/100/20	2851		2851			
57			L-1011-500 TR	680		680			
58			DC-8-71	1404	1	1405			
59			ALL TYPES	60670	15	60685	60924	60613	99.48
60									
61		DL---INTERNATIONAL	B-727-200	91		91			
62			L-1011-500 TR	241		241			
63			ALL TYPES	332		332	337	332	98.51
64									
65		DL---TOTAL	B-737-100/200	21743	7	21750			
66			B-757-200	201		201			
67			B-767-200	3732		3732			
68			DC-9-30	6107	5	6112			
69			B-727-200	24003	2	24005			
70			L-1011/100/20	2851		2851			
71			L-1011-500 TR	921		921			
72			DC-8-71	1404	1	1405			
73			ALL TYPES	61002	15	61017	61261	60945	99.48
74									
75		EA---DOMESTIC	DC-9-30	1480	2	1482			
76			DC-9-50	8		8			
77			A-300-84		1	1			
78			B-727-100	458	1	459			
79			B-727-200	380	1	381			
80			L-1011/100/20		5	5			
81			ALL TYPES	2326	10	2336	2411	2319	96.18
82									
83		E2---DOMESTIC	*B-727-100	308	1	309			
84			*DC-8-73	16	5	21			
85			ALL TYPES	324	6	330	327	324	99.08
86									
87		FL---DOMESTIC	B-737-100/200	1986		1986			
88			DC-9-80	341		341			
89			B-727-100		1	1			
90			ALL TYPES	2327	1	2328	2349	2323	96.89
91									
92		FT---DOMESTIC	*B-727-100	1527		1527			
93			*B-747	14		14			
94			*B-747F	14		14			
95			ALL TYPES	1555		1555	1773	1538	86.74
96									
97		HA---DOMESTIC	L-1011/100/20	24		24			
98			ALL TYPES	24		24	18	18	100.00
99									
100		PC---DOMESTIC	DC-9-50	6744		6744			
101			DC-9-80	1204		1204			
102			ALL TYPES	7948		7948	8110	7904	97.45
103									
104		PL---DOMESTIC	B-737-100/200	107		107			
105			DC-9-10	282	51	333			
106			DC-9-30	1004	47	1051			
107			DC-9-80	10		10			
108			ALL TYPES	1403	98	1501	1421	1403	98.73
109									
110		RA---DOMESTIC	B-727-100	1014		1014			
111			B-727-200	175		175			
112									

TABLE 7
AIRCRAFT DEPARTURES SCHEDULED AND AIRCRAFT DEPARTURES PERFORMED,
BY TYPE OF OPERATION, BY AIRCRAFT TYPE, BY COMMUNITY, AND BY CARRIER

12 MONTHS ENDED DECEMBER 31, 1985

Line No.	Area, state or country Community (Airport name)	Carrier and type of operation	Type of aircraft	Total departures performed: Scheduled service	Total departures performed: Nonscheduled service	Total departures performed: All services	Departures scheduled	Scheduled departures completed: Number	Scheduled departures completed: Percent of departures scheduled
	1	2	3	4	5	6	7	8	9
1	COMMUNITY TOTAL BY CARRIER	NW---DOMESTIC	(CONT.)						
2			DC-10-40	1		1			
3			B-747	261		261			
4			ALL TYPES	1451		1451	1477	1451	98.23
5									
6		CO---DOMESTIC	DC-9-10	24		24			
7			DC-9-30	2534	43	2377			
8			DC-9-40	136	7	145			
9			ALL TYPES	2496	50	2546	2562	2485	96.99
10									
11		PA---DOMESTIC	A-300-84	155		155			
12			B-727-200	908	4	912			
13			L-1011-500 TR	38		38			
14			B-747	9		9			
15			B-747-200	4		4			
16			ALL TYPES	1114	4	1118	1213	1109	91.42
17									
18		PE---DOMESTIC	B-727-200	510		510			
19			ALL TYPES	510		510	527	510	96.77
20									
21		PI---DOMESTIC	B-737-300	414		414			
22			B-737-100/200	753	5	758			
23			B-727-200	1685		1685			
24			ALL TYPES	2852	5	2857	2868	2851	99.40
25									
26		RC---DOMESTIC	DC-9-10	777		777			
27			DC-9-30	1161	2	1163			
28			DC-9-50	523	2	525			
29			ALL TYPES	2461	4	2465	2477	2445	98.70
30									
31		SI---DOMESTIC	DC-9-80	1699		1699			
32			ALL TYPES	1699		1699	1710	1699	99.35
33									
34		TW---DOMESTIC	*L-100-30		1	1			
35			B-747-200	78	10	88			
36			DC-8-63		43	43			
37			ALL TYPES	78	54	132	78	78	100.00
38									
39		TB---DOMESTIC	DC-9-80	1		1			
40			B-727-100	636		636			
41			B-727-200	751		751			
42			L-1011/100/20		1	1			
43			ALL TYPES	1388	1	1389	1395	1385	99.28
44									
45		UA---DOMESTIC	B-737-100/200	48	2	50			
46			B-727-100	1796	2	1798			
47			B-727-200	1675	9	1684			
48			B-747		1	1			
49			ALL TYPES	3519	14	3533	3649	3514	96.30
50									
51		VX---DOMESTIC	*DC-6	2		2			
52			*CV-640	19		19			
53			*L-188A/C	456		456			
54			*DC-8-30	16		16			
55			*DC-8-50F	32		32			
56			*DC-8-63F	4		4			
57			*DC-8-62	399		399			
58			ALL TYPES	928		928	455	455	100.00
59									
60		WA---DOMESTIC	B-737-100/200	1		1			
61			B-727-200	985	1	986			
62			ALL TYPES	986	1	987	996	981	98.49
63									
64		WN---DOMESTIC	B-737-300	3354	5	3359			
65			B-737-100/200	36902	9	36911			
66			DC-9-50	58		58			
67			B-727-200	9		9			
68			ALL TYPES	40323	14	40337	40962	40323	98.44
69									
70		YX---DOMESTIC	DC-9-10	504		504			
71			B-727-100	48		48			
72			ALL TYPES	552		552	557	552	99.10
73	COMMUNITY TOTAL	DOMESTIC	DC-9-80	26883		26883			
74			B-727-200	94384	451	94835			
75			B-737-100/200	62825	26	62851			
76			*B-727-100	1835	1	1836			
77			DC-9-50	7333	2	7335			
78			B-737-300	3854	5	3859			
79			B-727-100	17311	4	17315			
80			DC-10-10	10773		10773			
81			DC-10-30	1374		1374			
82			B-767-200	5673		5673			
83			DC-9-30	13847	102	13949			
84			*B-727-200		55	55			
85			DC-9-10	1675	51	1726			
86			L-1011/100/20	2915	6	2921			
87			DC-8-71	1404	1	1405			
88			L-1011-500 TR	718		718			
89			B-757-200	201		201			
90			A-300-84	155	1	156			
91			*DC-8-71	16	5	21			
92			*B-747	14		14			
93			*B-747F	14		14			
94			B-747	270	1	271			
95			DC-10-40	1		1			
96			DC-8-40	138	7	145			
97			B-747-200	82	10	92			
98			DC-8-63		43	43			
99			*L-100-30		1	1			
100			*L-188A/C	456		456			
101			*CV-640	19		19			
102			*DC-8-50F	32		32			
103			*DC-8-30	16		16			
104			*DC-8-62	399		399			
105			*DC-8-63F	4		4			
106			*DC-6	2		2			
107			ALL TYPES	254623	772	255395	257319	253902	98.67
108									
109		INTERNATIONAL	DC-10-30	923		923			
110			B-727-100	252		252			
111			B-727-200	1923		1923			
112									

TABLE 7
AIRCRAFT DEPARTURES SCHEDULED AND AIRCRAFT DEPARTURES PERFORMED,
BY TYPE OF OPERATION, BY AIRCRAFT TYPE, BY COMMUNITY, AND BY CARRIER

12 MONTHS ENDED DECEMBER 31, 1985

Line No.	Area, state or country Community (Airport name)	Carrier and type of operation	Type of aircraft	Total departures performed: Scheduled service	Total departures performed: Nonscheduled service	Total departures performed: All services	Departures scheduled	Scheduled departures completed: Number	Scheduled departures completed: Percent of departures scheduled
	1	2	3	4	5	6	7	8	9
1	COMMUNITY TOTAL	INTERNATIONAL	(CONT.)						
2			DC-10-10	139		139			
3			L-1011-500 TR	241		241			
4			ALL TYPES	3478		3478	3501	3428	97.91
5									
6		TOTAL	DC-9-80	26883		26883			
7			B-727-200	96307	451	96758			
8			B-737-100/200	62825	26	62851			
9			*B-727-100	1835	1	1836			
10			DC-9-50	7323	2	7335			
11			B-737-300	2854	5	2859			
12			B-727-100	17563	4	17567			
13			DC-10-10	10912		10912			
14			DC-10-30	2297		2297			
15			B-767-200	5673		5673			
16			DC-9-30	13847	102	13949			
17			*B-727-200		55	55			
18			DC-9-10	1675	51	1726			
19			L-1011/100/20	2915	6	2921			
20			DC-8-71	1404	1	1405			
21			L-1011-500 TR	959		959			
22			B-757-200	201		201			
23			A-300-B4	155	1	156			
24			*DC-8-73	16	5	21			
25			*B-747	14		14			
26			*B-747F	14		14			
27			B-747	270	1	271			
28			DC-10-40	1		1			
29			DC-9-40	138	7	145			
30			B-747-200	82	10	92			
31			DC-8-63		43	43			
32			*L-100-30		1	1			
33			*L-188A/C	456		456			
34			*CV-640	19		19			
35			*DC-8-50F	32		32			
36			*DC-8-30	16		16			
37			*DC-8-62	399		399			
38			*DC-8-63F	4		4			
39			*DC-6	2		2			
40			ALL TYPES	258101	772	258873	260820	257330	98.66
41	EL PASO								
42	(EL PASO INTERNATIONAL)	AA---DOMESTIC	B-727-100	188		188			
43			B-727-200	2161		2161			
44			DC-10-10	331		331			
45			DC-9-80	4		4			
46			DC-10-30	1		1			
47			ALL TYPES	2685		2685	2709	2683	99.04
48									
49		BA---DOMESTIC	B-727-200	1		1			
50			ALL TYPES	1		1			
51									
52		CC---DOMESTIC	B-727-200	2	1	3			
53			DC-10-10		2	2			
54			DC-9-30	13		13			
55			B-737-300	1		1			
56			ALL TYPES	16	3	19			
57									
58		DL---DOMESTIC	B-727-200	320		320			
59			B-737-100/200	1411	1	1412			
60			L-1011/100/20	1	1	2			
61			B-767-200		1	1			
62			B-757-200		1	1			
63			ALL TYPES	1732	4	1736	1738	1731	99.59
64									
65		EA---DOMESTIC	B-727-100	537		537			
66			B-727-200	420		420			
67			ALL TYPES	957		957	968	955	98.65
68									
69		FL---DOMESTIC	B-737-100/200	793	3	796			
70			ALL TYPES	793	3	796	801	793	99.00
71									
72		F1---DOMESTIC	ALL TYPES				64		.00
73									
74		HF---DOMESTIC	B-737-100/200	1923		1923			
75			B-737-300	121		121			
76			ALL TYPES	2044		2044	2087	2041	97.79
77									
78		UA---DOMESTIC	B-727-100	469		469			
79			B-727-200	11		11			
80			B-737-100/200	2		2			
81			ALL TYPES	482		482	493	481	97.56
82									
83		WA---DOMESTIC	B-737-100/200	710		710			
84			B-727-200	8	3	11			
85			ALL TYPES	718	3	721	714	708	99.15
86									
87		WN---DOMESTIC	B-737-100/200	10157	7	10164			
88			B-727-200	1409		1409			
89			B-737-300	1416	1	1417			
90			DC-9-50	12		12			
91			ALL TYPES	12994	8	13002	13074	12994	99.38
92									
93	COMMUNITY TOTAL	DOMESTIC	B-727-100	1194		1194			
94			B-727-200	4332	4	4336			
95			DC-10-10	331	2	333			
96			DC-9-80	4		4			
97			DC-10-30	1		1			
98			DC-9-30	13		13			
99			B-737-300	1538	1	1539			
100			B-737-100/200	14996	11	15007			
101			L-1011/100/20	1	1	2			
102			B-767-200		1	1			
103			B-757-200		1	1			
104			DC-9-50	12		12			
105			ALL TYPES	22422	21	22443	22648	22386	98.84
106									
107	HOUSTON								
108	(HOUSTON INTERCONTINENTAL)	A[illegible]---DOMESTIC	B-727-100	709		709			
109			B-727-200	3172		3172			
110			DC-10-10	569		569			
111			DC-10-30	202		202			
112									

TABLE 7
AIRCRAFT DEPARTURES SCHEDULED AND AIRCRAFT DEPARTURES PERFORMED,
BY TYPE OF OPERATION, BY AIRCRAFT TYPE, BY COMMUNITY, AND BY CARRIER

12 MONTHS ENDED DECEMBER 31, 1985

Line No.	Area, state or country Community (Airport name)	Carrier and type of operation	Type of aircraft	Total departures performed: Scheduled service	Total departures performed: Nonscheduled service	Total departures performed: All services	Departures scheduled	Scheduled departures completed: Number	Scheduled departures completed: Percent of departures scheduled
	1	2	3	4	5	6	7	8	9
1	HOUSTON INTERCONTINENTAL	AA---DOMESTIC	(CONT.)						
2			DC-9-80	4		4			
3			ALL TYPES	4656		4656	4746	4656	98.10
4		AL---DOMESTIC	DC-9-30	3	1	4			
5			B-737-100/200	2184		2184			
6			B-727-200	30		30			
7			B-737-300	64		64			
8			ALL TYPES	2281	1	2282	2299	2279	99.13
9									
10		CC---DOMESTIC	B-727-200	18225	5	18230			
11			DC-10-10	1010	2	1012			
12			B-727-100	3920	1	3921			
13			DC-10-30	68		68			
14			DC-9-10	2937		2937			
15			DC-9-30	14689	10	14699			
16			DC-9-80	2357		2357			
17			B-737-300	1388		1388			
18			ALL TYPES	44594	18	44612	45478	44560	97.98
19									
20		CC---INTERNATIONAL	DC-10-30	156		156			
21			DC-10-10	322		322			
22			DC-9-80	623		623			
23			B-727-200	983	10	993			
24			B-727-100	283		283			
25			DC-9-10	68		68			
26			DC-9-30	814		814			
27			B-737-300	100		100			
28			ALL TYPES	3349	10	3359	3375	3341	98.99
29									
30		CC---TOTAL	B-727-200	19208	15	19223			
31			DC-10-10	1332	2	1334			
32			B-727-100	4203	1	4204			
33			DC-10-30	224		224			
34			DC-9-10	3005		3005			
35			DC-9-30	15503	10	15513			
36			DC-9-80	2980		2980			
37			B-737-300	1488		1488			
38			ALL TYPES	47943	28	47971	48853	47901	98.05
39									
40		DL---DOMESTIC	DC-9-30	2038	6	2044			
41			B-727-200	3417		3417			
42			B-767-200	2		2			
43			B-737-100/200	964		964			
44			B-757-200	277		277			
45			L-1011/100/20	189		189			
46			L-1011-500 TR	201		201			
47			ALL TYPES	7088	6	7094	7114	7072	99.40
48									
49		EA---DOMESTIC	DC-9-30	603		603			
50			B-727-100	1274		1274			
51			B-727-200	4986	4	4990			
52			DC-9-50	16		16			
53			A-300-84	2348	1	2349			
54			L-1011/100/20	1		1			
55			A-300-82	7		7			
56			B-757-200	1		1			
57			ALL TYPES	9236	5	9241	9430	9210	97.66
58									
59		EA---INTERNATIONAL	B-727-200	1		1			
60			ALL TYPES	1		1			
61									
62		EA---TOTAL	DC-9-30	603		603			
63			B-727-100	1274		1274			
64			B-727-200	4987	4	4991			
65			DC-9-50	16		16			
66			A-300-84	2348	1	2349			
67			L-1011/100/20	1		1			
68			A-300-82	7		7			
69			B-757-200	1		1			
70			ALL TYPES	9237	5	9242	9430	9210	97.66
71									
72		FT---DOMESTIC	*B-747	38		38			
73			*B-747F	63		63			
74			*B-727-100	284		284			
75			ALL TYPES	385		385	413	379	91.76
76									
77		AB---DOMESTIC	*B-747F	52		52			
78			ALL TYPES	52		52	52	52	100.00
79									
80		EZ---DOMESTIC	DC-9-30	2		2			
81			ALL TYPES	2		2			
82									
83		PA---DOMESTIC	B-747	57		57			
84			DC-10-30	3		3			
85			B-727-200	337		337			
86			B-747-200	2		2			
87			A-300-84	1		1			
88			ALL TYPES	400		400	553	394	71.24
89									
90		PA---INTERNATIONAL	B-747	57		57			
91			B-747-200	2		2			
92			ALL TYPES	59		59	80	59	73.75
93									
94		PA---TOTAL	B-747	114		114			
95			DC-10-30	3		3			
96			B-727-200	337		337			
97			B-747-200	4		4			
98			A-300-84	1		1			
99			ALL TYPES	459		459	633	453	71.56
100									
101		PI---DOMESTIC	B-737-100/200	829	2	831			
102			B-727-200	1099	1	1100			
103			B-737-300	16		16			
104			ALL TYPES	1944	3	1947	1967	1944	98.83
105									
106		RC---DOMESTIC	DC-9-30	165		165			
107			DC-9-10	181		181			
108			ALL TYPES	346		346	350	343	98.00
109									
110		TB---DOMESTIC	B-727-200	1587	2	1589			
111			B-727-100	825		825			
112									

TABLE 7
AIRCRAFT DEPARTURES SCHEDULED AND AIRCRAFT DEPARTURES PERFORMED,
BY TYPE OF OPERATION, BY AIRCRAFT TYPE, BY COMMUNITY, AND BY CARRIER

12 MONTHS ENDED DECEMBER 31, 1985

Line No.	Area, state or country Community (Airport name)	Carrier and type of operation	Type of aircraft	Total departures performed: Scheduled service	Total departures performed: Nonscheduled service	Total departures performed: All services	Departures scheduled	Scheduled departures completed: Number	Scheduled departures completed: Percent of departures scheduled
	1	2	3	4	5	6	7	8	9
1	HOUSTON INTERCONTINENTAL	TB---DOMESTIC	(CONT.)						
2			ALL TYPES	2412	2	2414	2436	2411	98.97
3									
4		UA---DOMESTIC	B-727-100	1711	3	1714			
5			B-727-200	1456	4	1460			
6			DC-8-71	99		99			
7			B-737-100/200	131		131			
8			B-767-200	1	1	2			
9			ALL TYPES	3398	8	3406	3495	3394	97.11
10		WA---DOMESTIC	B-737-100/200	2		2			
11			B-727-200	987		987			
12			ALL TYPES	989		989	998	987	98.89
13									
14		WN---DOMESTIC	B-737-100/200	3112		3112			
15			B-737-300	160	1	161			
16			DC-9-50	2		2			
17			ALL TYPES	3274	1	3275	3321	3274	98.58
18									
19	AIRPORT TOTAL	DOMESTIC	B-727-100	8439	4	8443			
20			B-727-200	35296	16	35312			
21			DC-10-10	1579	2	1581			
22			DC-10-30	273		273			
23			DC-9-80	2361		2361			
24			DC-9-30	17500	17	17517			
25			B-737-100/200	7222	2	7224			
26			B-737-300	1628	1	1629			
27			DC-9-10	3118		3118			
28			B-767-200	3	1	4			
29			B-757-200	278		278			
30			L-1011/100/20	190		190			
31			L-1011-500 TR	201		201			
32			DC-9-50	18		18			
33			A-300-B4	2349	1	2350			
34			A-300-B2	7		7			
35			*B-747	38		38			
36			*B-747F	115		115			
37			*B-727-100	284		284			
38			B-747	57		57			
39			B-747-200	2		2			
40			DC-8-71	99		99			
41			ALL TYPES	81057	44	81101	82652	80955	97.94
42									
43		INTERNATIONAL	DC-10-30	156		156			
44			DC-10-10	322		322			
45			DC-9-80	623		623			
46			B-727-200	984	10	994			
47			B-727-100	283		283			
48			DC-9-10	68		68			
49			DC-9-30	814		814			
50			B-737-300	100		100			
51			B-747	57		57			
52			B-747-200	2		2			
53			ALL TYPES	3409	10	3419	3455	3400	98.40
54									
55		TOTAL	B-727-100	8722	4	8726			
56			B-727-200	36280	26	36306			
57			DC-10-10	1901	2	1903			
58			DC-10-30	429		429			
59			DC-9-80	2984		2984			
60			DC-9-30	18314	17	18331			
61			B-737-100/200	7222	2	7224			
62			B-737-300	1728	1	1729			
63			DC-9-10	3186		3186			
64			B-767-200	3	1	4			
65			B-757-200	278		278			
66			L-1011/100/20	190		190			
67			L-1011-500 TR	201		201			
68			DC-9-50	18		18			
69			A-300-B4	2349	1	2350			
70			A-300-B2	7		7			
71			*B-747	38		38			
72			*B-747F	115		115			
73			*B-727-100	284		284			
74			B-747	114		114			
75			B-747-200	4		4			
76			DC-8-71	99		99			
77			ALL TYPES	84466	54	84520	86107	84355	97.96
78									
79	(WILLIAM P HOBBY)	AA---DOMESTIC	B-727-100	726		726			
80			B-727-200	2404	1	2405			
81			DC-9-80	188		188			
82			ALL TYPES	3318	1	3319	3382	3318	98.10
83									
84		BA---DOMESTIC	B-727-200	147	23	170			
85			ALL TYPES	147	23	170	147	147	100.00
86									
87		CC---DOMESTIC	B-727-200	9	2	11			
88			B-727-100	1		1			
89			DC-9-30	4	2	6			
90			B-737-300	2		2			
91			ALL TYPES	16	4	20			
92									
93		CC---INTERNATIONAL	DC-9-30	1		1			
94			ALL TYPES	1		1			
95									
96		CC---TOTAL	B-727-200	9	2	11			
97			B-727-100	1		1			
98			DC-9-30	5	2	7			
99			B-737-300	2		2			
100			ALL TYPES	17	4	21			
101									
102		DL---DOMESTIC	DC-9-30	152	16	168			
103			B-727-200	1511	2	1513			
104			B-737-100/200	1031	5	1036			
105			ALL TYPES	2694	23	2717	2716	2688	98.96
106									
107		EA---DOMESTIC	DC-9-30	960		960			
108			DC-9-50	5		5			
109			B-727-200	5	2	7			
110			B-727-100	40		40			
111			ALL TYPES	1010	2	1012	1029	1006	97.76
112									

TABLE 7
AIRCRAFT DEPARTURES SCHEDULED AND AIRCRAFT DEPARTURES PERFORMED, BY TYPE OF OPERATION, BY AIRCRAFT TYPE, BY COMMUNITY, AND BY CARRIER

12 MONTHS ENDED DECEMBER 31, 1985

Line No.	Area, state or country Community (Airport name)	Carrier and type of operation	Type of aircraft	Total departures performed: Scheduled service	Total departures performed: Nonscheduled service	Total departures performed: All services	Departures scheduled	Scheduled departures completed: Number	Scheduled departures completed: Percent of departures scheduled
	1	2	3	4	5	6	7	8	9
1	WILLIAM P HOBBY	(CONT.)							
2		FL---DOMESTIC	B-737-100/200	1500		1500			
3			DC-9-80	3		3			
4			ALL TYPES	1503		1503	1517	1500	98.87
5		F1---DOMESTIC	*B-727-100	1		1			
6			ALL TYPES	1		1			
7									
8		MC---DOMESTIC	DC-9-80	4449		4449			
9			DC-9-50	7552		7552			
10			ALL TYPES	12001		12001	12343	11980	97.05
11									
12		CZ---DOMESTIC	DC-9-10	423		423			
13			DC-9-30	853	24	877			
14			DC-9-40	61	4	65			
15			DC-9-80		1	1			
16			ALL TYPES	1337	29	1366	1349	1335	98.96
17									
18		PA---DOMESTIC	B-727-200	915	2	917			
19			ALL TYPES	915	2	917	925	914	98.81
20									
21		PE---DOMESTIC	B-727-200	1979		1979			
22			B-737-100/200	113		113			
23			ALL TYPES	2092		2092	2143	2092	97.62
24									
25		RC---DOMESTIC	DC-9-50	215		215			
26			DC-9-30	1643		1643			
27			DC-9-10	247		247			
28			ALL TYPES	2105		2105	2120	2093	98.72
29									
30		WN---DOMESTIC	B-737-100/200	24808	5	24813			
31			B-727-200	2666	1	2667			
32			B-737-300	2417	4	2421			
33			DC-9-50	22		22			
34			ALL TYPES	29913	10	29923	30345	29913	98.57
35									
36	AIRPORT TOTAL	DOMESTIC	B-727-100	767		767			
37			B-727-200	9636	33	9669			
38			DC-9-80	4640	1	4641			
39			DC-9-30	3612	42	3654			
40			B-737-300	2419	4	2423			
41			B-737-100/200	27452	10	27462			
42			DC-9-50	7794		7794			
43			*B-727-100	1		1			
44			DC-9-10	670		670			
45			DC-9-40	61	4	65			
46			ALL TYPES	57052	94	57146	58016	56986	98.22
47									
48		INTERNATIONAL	DC-9-30	1		1			
49			ALL TYPES	1		1			
50									
51		TOTAL	B-727-100	767		767			
52			B-727-200	9636	33	9669			
53			DC-9-80	4640	1	4641			
54			DC-9-30	3613	42	3655			
55			B-737-300	2419	4	2423			
56			B-737-100/200	27452	10	27462			
57			DC-9-50	7794		7794			
58			*B-727-100	1		1			
59			DC-9-10	670		670			
60			DC-9-40	61	4	65			
61			ALL TYPES	57053	94	57147	58016	56986	98.22
62									
63	COMMUNITY TOTAL BY CARRIER	AA---DOMESTIC	DC-9-80	192		192			
64			B-727-100	1435		1435			
65			B-727-200	5576	1	5577			
66			DC-10-10	569		569			
67			DC-10-30	202		202			
68			ALL TYPES	7974	1	7975	8126	7974	98.10
69									
70		AL---DOMESTIC	B-737-300	64		64			
71			B-737-100/200	2184		2184			
72			DC-9-30	3	1	4			
73			B-727-200	30		30			
74			ALL TYPES	2281	1	2282	2299	2279	99.13
75									
76		BA---DOMESTIC	B-727-200	147	23	170			
77			ALL TYPES	147	23	170	147	147	100.00
78									
79		CE---DOMESTIC	B-737-300	1390		1390			
80			DC-9-10	2937		2937			
81			DC-9-30	14693	12	14705			
82			DC-9-80	2357		2357			
83			B-727-100	3921	1	3922			
84			B-727-200	18234	7	18241			
85			DC-10-10	1010	2	1012			
86			DC-10-30	68		68			
87			ALL TYPES	44610	22	44632	45478	44560	97.98
88									
89		CE---INTERNATIONAL	B-737-300	100		100			
90			DC-9-10	68		68			
91			DC-9-30	815		815			
92			DC-9-80	623		623			
93			B-727-100	283		283			
94			B-727-200	983	10	993			
95			DC-10-10	322		322			
96			DC-10-30	156		156			
97			ALL TYPES	3350	10	3360	3375	3341	98.99
98									
99		CE---TOTAL	B-737-300	1490		1490			
100			DC-9-10	3005		3005			
101			DC-9-30	15508	12	15520			
102			DC-9-80	2980		2980			
103			B-727-100	4204	1	4205			
104			B-727-200	19217	17	19234			
105			DC-10-10	1332	2	1334			
106			DC-10-30	224		224			
107			ALL TYPES	47960	32	47992	48853	47901	98.05
108									
109		CL---DOMESTIC	B-737-100/200	1995	5	2000			
110			B-757-200	277		277			
111			B-767-200	2		2			
112									

TABLE 7
AIRCRAFT DEPARTURES SCHEDULED AND AIRCRAFT DEPARTURES PERFORMED,
BY TYPE OF OPERATION, BY AIRCRAFT TYPE, BY COMMUNITY, AND BY CARRIER

12 MONTHS ENDED DECEMBER 31, 1985

Line No.	Area, state or country Community (Airport name)	Carrier and type of operation	Type of aircraft	Total departures performed: Scheduled service	Total departures performed: Nonscheduled service	Total departures performed: All services	Departures scheduled	Scheduled departures completed: Number	Scheduled departures completed: Percent of departures scheduled
	1	2	3	4	5	6	7	8	9
1	COMMUNITY TOTAL BY CARRIER	DL---DOMESTIC	(CONT.)						
2			DC-9-30	2190	22	2212			
3			B-727-200	4928	2	4930			
4			L-1011/100/20	189		189			
5			L-1011-500 TR	201		201			
6			ALL TYPES	9782	29	9811	9830	9760	99.28
7		EA---DOMESTIC	B-757-200	1		1			
8			DC-9-30	1563		1563			
9			DC-9-50	21		21			
10			A-300-84	2348	1	2349			
11			A-300-82	7		7			
12			B-727-100	1314		1314			
13			B-727-200	4991	6	4997			
14			L-1011/100/20	1		1			
15			ALL TYPES	10246	7	10253	10459	10216	97.67
16									
17		EA---INTERNATIONAL	B-727-200	1		1			
18			ALL TYPES	1		1			
19									
20		EA---TOTAL	B-757-200	1		1			
21			DC-9-30	1563		1563			
22			DC-9-50	21		21			
23			A-300-84	2348	1	2349			
24			A-300-82	7		7			
25			B-727-100	1314		1314			
26			B-727-200	4992	6	4998			
27			L-1011/100/20	1		1			
28			ALL TYPES	10247	7	10254	10459	10216	97.67
29									
30		FL---DOMESTIC	B-737-100/200	1500		1500			
31			DC-9-80	3		3			
32			ALL TYPES	1503		1503	1517	1500	98.87
33									
34		FT---DOMESTIC	*B-727-100	285		285			
35			*B-747	38		38			
36			*B-747F	63		63			
37			ALL TYPES	386		386	413	379	91.76
38									
39		MC---DOMESTIC	DC-9-50	7552		7552			
40			DC-9-80	4449		4449			
41			ALL TYPES	12001		12001	12343	11980	97.05
42									
43		NW---DOMESTIC	*B-747F	52		52			
44			ALL TYPES	52		52	52	52	100.00
45									
46		OZ---DOMESTIC	DC-9-10	423		423			
47			DC-9-30	855	24	879			
48			DC-9-40	61	4	65			
49			DC-9-80		1	1			
50			ALL TYPES	1339	29	1368	1349	1335	98.96
51									
52		PA---DOMESTIC	A-300-84	1		1			
53			B-727-200	1252	2	1254			
54			DC-10-30	3		3			
55			B-747	57		57			
56			B-747-200	2		2			
57			ALL TYPES	1315	2	1317	1478	1308	88.49
58									
59		PA---INTERNATIONAL	B-747	57		57			
60			B-747-200	2		2			
61			ALL TYPES	59		59	80	59	73.75
62									
63		PA---TOTAL	A-300-84	1		1			
64			B-727-200	1252	2	1254			
65			DC-10-30	3		3			
66			B-747	114		114			
67			B-747-200	4		4			
68			ALL TYPES	1374	2	1376	1558	1367	87.74
69									
70		PE---DOMESTIC	B-737-100/200	113		113			
71			B-727-200	1979		1979			
72			ALL TYPES	2092		2092	2143	2092	97.62
73									
74		PI---DOMESTIC	B-737-300	16		16			
75			B-737-100/200	829	2	831			
76			B-727-200	1099	1	1100			
77			ALL TYPES	1944	3	1947	1967	1944	98.83
78									
79		RC---DOMESTIC	DC-9-10	428		428			
80			DC-9-30	1808		1808			
81			DC-9-50	215		215			
82			ALL TYPES	2451		2451	2470	2436	98.62
83									
84		TW---DOMESTIC	B-727-100	825		825			
85			B-727-200	1587	2	1589			
86			ALL TYPES	2412	2	2414	2436	2411	98.97
87									
88		UA---DOMESTIC	B-737-100/200	131		131			
89			B-767-200	1	1	2			
90			B-727-100	1711	3	1714			
91			B-727-200	1456	4	1460			
92			DC-8-71	99		99			
93			ALL TYPES	3398	8	3406	3495	3394	97.11
94									
95		WA---DOMESTIC	B-737-100/200	2		2			
96			B-727-200	987		987			
97			ALL TYPES	989		989	998	987	98.89
98									
99		WN---DOMESTIC	B-737-300	2577	5	2582			
100			B-737-100/200	27920	5	27925			
101			DC-9-50	24		24			
102			B-727-200	2666	1	2667			
103			ALL TYPES	33187	11	33198	33666	33187	98.57
104									
105	COMMUNITY TOTAL	DOMESTIC	B-727-100	9206	4	9210			
106			B-727-200	44932	49	44981			
107			DC-10-10	1579	2	1581			
108			DC-10-30	273		273			
109			DC-9-80	7001	1	7002			
110			DC-9-30	21112	59	21171			
111			B-737-100/200	34674	12	34686			
112									

TABLE 7
AIRCRAFT DEPARTURES SCHEDULED AND AIRCRAFT DEPARTURES PERFORMED,
BY TYPE OF OPERATION, BY AIRCRAFT TYPE, BY COMMUNITY, AND BY CARRIER

12 MONTHS ENDED DECEMBER 31, 1985

Line No.	Area, state or country Community (Airport name)	Carrier and type of operation	Type of aircraft	Total departures performed: Scheduled service	Total departures performed: Nonscheduled service	Total departures performed: All services	Departures scheduled	Scheduled departures completed: Number	Scheduled departures completed: Percent of departures scheduled
	1	2	3	4	5	6	7	8	9
1	COMMUNITY TOTAL	DOMESTIC	(CONT.)						
2			B-737-300	4047	5	4052			
3			DC-9-10	3788		3788			
4			B-767-200	3	1	4			
5			B-757-200	278		278			
6			L-1011/100/20	190		190			
7			L-1011-500 TR	201		201			
8			DC-9-50	7812		7812			
9			A-300-84	2349	1	2350			
10			A-300-82	7		7			
11			*B-747	38		38			
12			*B-747F	115		115			
13			*B-727-100	285		285			
14			B-747	57		57			
15			B-747-200	2		2			
16			DC-8-71	99		99			
17			DC-9-40	61	4	65			
18			ALL TYPES	138109	138	138247	140668	137941	98.06
19		INTERNATIONAL	DC-10-30	156		156			
20			DC-10-10	322		322			
21			DC-9-80	623		623			
22			B-727-200	984	10	994			
23			B-727-100	283		283			
24			DC-9-10	68		68			
25			DC-9-30	815		815			
26			B-737-300	100		100			
27			B-747	57		57			
28			B-747-200	2		2			
29			ALL TYPES	3410	10	3420	3455	3400	98.40
30		TOTAL	B-727-100	9489	4	9493			
31			B-727-200	45916	59	45975			
32			DC-10-10	1901	2	1903			
33			DC-10-30	429		429			
34			DC-9-80	7624	1	7625			
35			DC-9-30	21927	59	21986			
36			B-737-100/200	34674	12	34686			
37			B-737-300	4147	5	4152			
38			DC-9-10	3856		3856			
39			B-767-200	3	1	4			
40			B-757-200	278		278			
41			L-1011/100/20	190		190			
42			L-1011-500 TR	201		201			
43			DC-9-50	7812		7812			
44			A-300-84	2349	1	2350			
45			A-300-82	7		7			
46			*B-747	38		38			
47			*B-747F	115		115			
48			*B-727-100	285		285			
49			B-747	114		114			
50			B-747-200	4		4			
51			DC-8-71	99		99			
52			DC-9-40	61	4	65			
53			ALL TYPES	141519	148	141667	144123	141341	98.06
54	LONGVIEW/KILGORE/GLADEWATER (GREGG COUNTY)	AA---DOMESTIC	B-727-200	1		1			
55			B-727-100	1		1			
56			ALL TYPES	2		2	2	2	100.00
57	LUBBOCK (LUBBOCK REGIONAL)	AA---DOMESTIC	B-727-200	1189		1189			
58			B-727-100	588		588			
59			DC-9-80	8		8			
60			DC-10-10	1		1			
61			ALL TYPES	1786		1786	1811	1786	98.61
62		AE---DOMESTIC	CV-580	239	1	240			
63			BAE-146-1	482		482			
64			ALL TYPES	721	1	722	740	720	97.29
65		DL---DOMESTIC	B-727-200	7		7			
66			B-737-100/200	1885		1885			
67			ALL TYPES	1892		1892	1905	1883	98.84
68		NW---DOMESTIC	B-737-100/200	4770	3	4773			
69			B-727-200	144		144			
70			B-737-300	960		960			
71			DC-9-50	11		11			
72			ALL TYPES	5885	3	5886	5954	5885	98.84
73	COMMUNITY TOTAL	DOMESTIC	B-727-200	1340		1340			
74			B-727-100	588		588			
75			DC-9-80	8		8			
76			DC-10-10	1		1			
77			CV-580	239	1	240			
78			BAE-146-1	482		482			
79			B-737-100/200	6655	3	6658			
80			B-737-300	960		960			
81			DC-9-50	11		11			
82			ALL TYPES	10284	4	10288	10410	10274	98.69
83	MIDLAND/ODESSA (MIDLAND REGIONAL)	AA---DOMESTIC	B-727-100	56		56			
84			B-727-200	1233		1233			
85			DC-9-80	158		158			
86			ALL TYPES	1447		1447	1472	1447	98.30
87		CE---DOMESTIC	B-727-200	3		3			
88			ALL TYPES	3		3			
89		FL---DOMESTIC	B-737-100/200	903		903			
90			ALL TYPES	903		903	917	901	98.25
91		PG---DOMESTIC	DC-9-80	525		525			
92			DC-9-50	1361		1361			
93			ALL TYPES	1886		1886	1924	1884	97.92
94		NW---DOMESTIC	B-737-100/200	5574	4	5578			
95			B-737-300	302		302			
96			DC-9-50	10		10			

TABLE 7
AIRCRAFT DEPARTURES SCHEDULED AND AIRCRAFT DEPARTURES PERFORMED,
BY TYPE OF OPERATION, BY AIRCRAFT TYPE, BY COMMUNITY, AND BY CARRIER

12 MONTHS ENDED DECEMBER 31, 1985

Line No.	Area, state or country Community (Airport name)	Carrier and type of operation	Type of aircraft	Total departures performed: Scheduled service	Nonscheduled service	All services	Departures scheduled	Scheduled departures completed: Number	Percent departures scheduled
	1	2	3	4	5	6	7	8	9
1	MIDLAND REGIONAL	NA---DOMESTIC	(CONT.)						
2			B-727-200	68		68			
3			ALL TYPES	5954	4	5958	6060	5954	98.25
4	COMMUNITY TOTAL	DOMESTIC	B-727-100	56		56			
5			B-727-200	1304		1304			
6			DC-9-80	683		683			
7			B-737-100/200	6477	4	6481			
8			DC-9-50	1371		1371			
9			B-737-300	302		302			
10			ALL TYPES	10153	4	10157	10373	10186	98.19
11	MISSION/MCALLEN/EDINBURG (MILLER INTERNATIONAL)	CC---DOMESTIC	B-727-200	81		81			
12			DC-9-10	119		119			
13			DC-9-30	1304		1304			
14			B-727-100	239		239			
15			ALL TYPES	1743		1743	1757	1734	98.69
16		PC---DOMESTIC	DC-9-50	1499		1499			
17			DC-9-80	168		168			
18			ALL TYPES	1667		1667	1663	1647	99.03
19	COMMUNITY TOTAL	DOMESTIC	B-727-200	81		81			
20			DC-9-10	119		119			
21			DC-9-30	1304		1304			
22			B-727-100	239		239			
23			DC-9-50	1499		1499			
24			DC-9-80	168		168			
25			ALL TYPES	3410		3410	3420	3381	98.85
26	SAN ANTONIO (SAN ANTONIO INTERNATIONAL)	AA---DOMESTIC	B-727-100	149		149			
27			B-727-200	2446		2446			
28			DC-10-10	662		662			
29			DC-10-30	11		11			
30			DC-9-80	641		641			
31			B-767-200	73		73			
32			ALL TYPES	3982		3982	4052	3982	98.27
33		AL---DOMESTIC	B-737-100/200	1295		1295			
34			B-737-300	162		162			
35			ALL TYPES	1457		1457	1471	1457	99.04
36		CC---DOMESTIC	B-727-200	1167		1167			
37			B-727-100	84		84			
38			DC-9-10	526		526			
39			DC-9-30	895		895			
40			DC-9-80	9		9			
41			B-737-300	1		1			
42			ALL TYPES	2682		2682	2730	2670	97.80
43		CC---INTERNATIONAL	B-727-100	1		1			
44			ALL TYPES	1		1			
45		CC---TOTAL	B-727-200	1167		1167			
46			B-727-100	85		85			
47			DC-9-10	526		526			
48			DC-9-30	895		895			
49			DC-9-80	9		9			
50			B-737-300	1		1			
51			ALL TYPES	2683		2683	2730	2670	97.80
52		DL---DOMESTIC	DC-9-30	1		1			
53			B-727-200	1864		1864			
54			B-767-200	152		152			
55			B-737-100/200	1545		1545			
56			B-757-200	306		306			
57			DC-8-71	1		1			
58			ALL TYPES	3909		3909	3930	3906	99.38
59		EA---DOMESTIC	DC-9-30	192		192			
60			B-727-100	465		465			
61			B-727-200	1206		1206			
62			DC-9-50	10		10			
63			ALL TYPES	1873		1873	1922	1867	97.13
64		EA---INTERNATIONAL	B-727-100	2		2			
65			B-727-200	279		279			
66			ALL TYPES	281		281	336	280	83.33
67		EA---TOTAL	DC-9-30	192		192			
68			B-727-100	467		467			
69			B-727-200	1485		1485			
70			DC-9-50	10		10			
71			ALL TYPES	2154		2154	2258	2147	95.08
72		PC---DOMESTIC	DC-9-80	419		419			
73			DC-9-50	240		240			
74			ALL TYPES	659		659	668	659	98.65
75		NW---DOMESTIC	B-747	1		1			
76			ALL TYPES	1		1			
77		CZ---DOMESTIC	DC-9-10	399		399			
78			DC-9-30	665	2	667			
79			DC-9-40	50		50			
80			ALL TYPES	1134	2	1136	1145	1131	98.77
81		PA---DOMESTIC	B-727-200	251	1	252			
82			B-747	48		48			
83			ALL TYPES	299	1	300	326	298	91.41
84		TW---DOMESTIC	B-727-100	281		281			
85			B-727-200	800		800			
86			DC-9-80	2		2			
87			ALL TYPES	1083		1083	1092	1081	98.99
88		US---DOMESTIC	B-727-100	829		829			
89			B-727-200	686		686			
90			ALL TYPES	1515		1515	1554	1504	96.78

TABLE 7
AIRCRAFT DEPARTURES SCHEDULED AND AIRCRAFT DEPARTURES PERFORMED,
BY TYPE OF OPERATION, BY AIRCRAFT TYPE, BY COMMUNITY, AND BY CARRIER

12 MONTHS ENDED DECEMBER 31, 1985

Line No.	Area, state or country Community (Airport name)	Carrier and type of operation	Type of aircraft	Total departures performed: Scheduled service	Total departures performed: Nonscheduled service	Total departures performed: All services	Departures scheduled	Scheduled departures completed: Number	Scheduled departures completed: Percent of departures scheduled
	1	2	3	4	5	6	7	8	9
1	SAN ANTONIO INTERNATIONAL	(CC&T.)							
2		BA---DOMESTIC	B-737-100/200	185		185			
3			ALL TYPES	185		185	159	159	100.00
4		BA---DOMESTIC	B-737-100/200	8659		8659			
5			B-727-200	1363		1363			
6			B-737-300	1491		1491			
7			DC-9-50	11		11			
8			ALL TYPES	11524		11524	11722	11524	98.31
9									
10	COMMUNITY TOTAL	DOMESTIC	B-727-100	1808		1808			
11			B-727-200	9783	1	9784			
12			DC-10-10	662		662			
13			DC-10-30	11		11			
14			DC-9-80	1071		1071			
15			B-767-200	265		265			
16			B-737-100/200	11684		11684			
17			B-737-300	1654		1654			
18			DC-9-10	925		925			
19			DC-9-30	1773	2	1775			
20			B-757-200	306		306			
21			DC-8-71	1		1			
22			DC-9-50	261		261			
23			B-747	49		49			
24			DC-9-40	50		50			
25			ALL TYPES	30303	3	30306	30771	30238	98.26
26									
27		INTERNATIONAL	B-727-100	3		3			
28			B-727-200	279		279			
29			ALL TYPES	282		282	336	280	83.33
30									
31		TOTAL	B-727-100	1811		1811			
32			B-727-200	10062	1	10063			
33			DC-10-10	662		662			
34			DC-10-30	11		11			
35			DC-9-80	1071		1071			
36			B-767-200	265		265			
37			B-737-100/200	11684		11684			
38			B-737-300	1654		1654			
39			DC-9-10	925		925			
40			DC-9-30	1773	2	1775			
41			B-757-200	306		306			
42			DC-8-71	1		1			
43			DC-9-50	261		261			
44			B-747	49		49			
45			DC-9-40	50		50			
46			ALL TYPES	30585	3	30588	31107	30518	98.10
47									
48	WACO								
49	(WACO MUNI)	BA---DOMESTIC	B-727-200	1		1			
50			ALL TYPES	1		1			
51									
52	WICHITA FALLS								
53	(SHEPPARD AFB/WH.FALLS AIR TRML)	AA---DOMESTIC	B-727-100	1		1			
54			DC-9-80	1		1			
55			ALL TYPES	2		2	2	2	100.00
56									
57		BA---DOMESTIC	B-727-200	1		1			
58			ALL TYPES	1		1			
59									
60	COMMUNITY TOTAL	DOMESTIC	B-727-100	1		1			
61			DC-9-80	1		1			
62			B-727-200	1		1			
63			ALL TYPES	3		3	2	2	100.00
64									
65	UTAH								
66	----------								
67									
68	OGDEN								
69	(OGDEN MUNI)	AA---DOMESTIC	B-727-200	1		1			
70			ALL TYPES	1		1	1	1	100.00
71									
72		RC---DOMESTIC	DC-9-30	1		1			
73			ALL TYPES	1		1			
74									
75		BA---DOMESTIC	B-737-100/200	5		5			
76			B-727-200	4	2	6			
77			ALL TYPES	9	2	11			
78									
79	COMMUNITY TOTAL	DOMESTIC	B-727-200	5	2	7			
80			DC-9-30	1		1			
81			B-737-100/200	5		5			
82			ALL TYPES	11	2	13	1	1	100.00
83									
84	SALT LAKE CITY								
85	(SALT LAKE CITY INTL)	AA---DOMESTIC	B-727-100	877		877			
86			B-727-200	985		985			
87			B-767-200	2		2			
88			DC-9-80	6		6			
89			ALL TYPES	1870		1870	1909	1870	97.95
90									
91		AF---DOMESTIC	CV-580	4		4			
92			ALL TYPES	4		4	4	4	100.00
93									
94		CE---DOMESTIC	B-727-200	780		780			
95			B-727-100	449		449			
96			DC-9-10	39		39			
97			DC-9-30	816		816			
98			DC-9-80	283		283			
99			DC-10-10	1		1			
100			B-737-300	74		74			
101			ALL TYPES	2442		2442	2527	2416	95.60
102									
103		CE---INTERNATIONAL	DC-10-10	1		1			
104			ALL TYPES	1		1	1	1	100.00
105									
106		CE---TOTAL	B-727-200	780		780			
107			B-727-100	449		449			
108			DC-9-10	39		39			
109			DC-9-30	816		816			
110			DC-9-80	283		283			
111			DC-10-10	2		2			
112									

TABLE 7
AIRCRAFT DEPARTURES SCHEDULED AND AIRCRAFT DEPARTURES PERFORMED, BY TYPE OF OPERATION, BY AIRCRAFT TYPE, BY COMMUNITY, AND BY CARRIER

12 MONTHS ENDED DECEMBER 31, 1985

Line No.	Area, state or country Community (Airport name)	Carrier and type of operation	Type of aircraft	Total departures performed: Scheduled service	Total departures performed: Nonscheduled service	Total departures performed: All services	Departures scheduled	Scheduled departures completed: Number	Scheduled departures completed: Percent of departures scheduled
	1	2	3	4	5	6	7	8	9
1	SALT LAKE CITY INTL	CC---TOTAL	(CONT.)						
2			B-737-300	74		74			
3			ALL TYPES	2443		2443	2528	2417	95.60
4		DL---DOMESTIC	B-727-200	1609		1609			
5			L-1011/100/20	3		3			
6			B-737-100/200	74	2	76			
7			ALL TYPES	1686	2	1688	1684	1677	99.58
8									
9		EA---DOMESTIC	B-727-200	711	1	712			
10			B-727-100	12		12			
11			A-300-84	1		1			
12			B-757-200	1		1			
13			ALL TYPES	725	1	726	727	720	99.03
14									
15		FL---DOMESTIC	B-737-100/200	1810	7	1817			
16			B-727-100		1	1			
17			DC-9-80	12	168	180			
18			ALL TYPES	1822	176	1998	1850	1810	97.83
19									
20		HP---DOMESTIC	B-737-100/200	1236		1236			
21			B-737-300	2		2			
22			ALL TYPES	1238		1238	1237	1212	97.97
23									
24		QX---DOMESTIC	F-27 SERIES	262		262			
25			SWEAR-METRO I	2758		2758			
26			ALL TYPES	3020		3020	3121	3015	96.60
27									
28		RC---DOMESTIC	DC-9-10	1030		1030			
29			DC-9-30	377	6	383			
30			B-727-200	16	1	17			
31			DC-9-50	6		6			
32			DC-9-80	3		3			
33			ALL TYPES	1432	7	1439	1458	1404	96.29
34									
35		TW---DOMESTIC	L-1011/100/20	293		293			
36			B-727-200	434		434			
37			B-727-100	287		287			
38			DC-9-80	2		2			
39			B-767-200	60		60			
40			ALL TYPES	1076		1076	1093	1073	98.17
41									
42		UA---DOMESTIC	B-737-100/200	1017		1017			
43			B-727-100	344		344			
44			B-727-200	2287		2287			
45			DC-10-10	3	3	6			
46			B-747		3	3			
47			DC-8-71	114		114			
48			B-767-200	4		4			
49			DC-10-30	1		1			
50			ALL TYPES	3770	6	3776	3839	3730	97.16
51									
52		WA---DOMESTIC	B-737-100/200	14254	1	14255			
53			B-727-200	20179	5	20184			
54			DC-10-10	1726	2	1728			
55			B-737-300	2202		2202			
56			ALL TYPES	38361	8	38369	38760	38337	98.90
57									
58	COMMUNITY TOTAL	DOMESTIC	B-727-100	1969	1	1970			
59			B-727-200	27001	7	27008			
60			B-767-200	66		66			
61			DC-9-80	306	168	474			
62			CV-580	4		4			
63			DC-9-10	1069		1069			
64			DC-9-30	1193	6	1199			
65			DC-10-10	1730	5	1735			
66			B-737-300	2278		2278			
67			L-1011/100/20	296		296			
68			B-737-100/200	18391	10	18401			
69			A-300-84	1		1			
70			B-757-200	1		1			
71			F-27 SERIES	262		262			
72			SWEAR-METRO I	2758		2758			
73			DC-9-50	6		6			
74			B-747		3	3			
75			DC-8-71	114		114			
76			DC-10-30	1		1			
77			ALL TYPES	57446	200	57646	58209	57268	98.38
78									
79		INTERNATIONAL	DC-10-10	1		1			
80			ALL TYPES	1		1	1	1	100.00
81									
82		TOTAL	B-727-100	1969	1	1970			
83			B-727-200	27001	7	27008			
84			B-767-200	66		66			
85			DC-9-80	306	168	474			
86			CV-580	4		4			
87			DC-9-10	1069		1069			
88			DC-9-30	1193	6	1199			
89			DC-10-10	1731	5	1736			
90			B-737-300	2278		2278			
91			L-1011/100/20	296		296			
92			B-737-100/200	18391	10	18401			
93			A-300-84	1		1			
94			B-757-200	1		1			
95			F-27 SERIES	262		262			
96			SWEAR-METRO I	2758		2758			
97			DC-9-50	6		6			
98			B-747		3	3			
99			DC-8-71	114		114			
100			DC-10-30	1		1			
101			ALL TYPES	57447	200	57647	58210	57269	98.38
102									
103	VERMONT								
104									
105									
106	BURLINGTON								
107	(BURLINGTON INTERNATIONAL)	AL---DOMESTIC	BAC-111-200	391		391			
108			DC-9-30	1823		1823			
109			B-737-100/200	171		171			
110			B-737-300	1		1			
111			ALL TYPES	2386		2386	2412	2384	98.83
112									

TABLE 7
AIRCRAFT DEPARTURES SCHEDULED AND AIRCRAFT DEPARTURES PERFORMED
BY TYPE OF OPERATION, BY AIRCRAFT TYPE, BY COMMUNITY AND BY CARRIER
12 MONTHS ENDED DECEMBER 31, 1968

Line No.	Area, state or country Community (Airport name)	Carrier and type of operation	Type of aircraft	Scheduled departures	Scheduled departures	Scheduled departures	Performed departures	Performed departures	Percent
	1	2	3	4	5	6	7	8	9
1	BURLINGTON INTERNATIONAL	(CONT.)							
2		EA---DOMESTIC	B-727-100	1		1			
3			ALL TYPES	1		1			
4		PE---DOMESTIC	B-737-100/200	[illegible]		[illegible]			
5			B-727-200	1574		1574			
6			ALL TYPES	1607		1607	1657	1602	97.30
7									
8		PP---DOMESTIC	DHC-6	242		242			
9			BH-99	118		118			
10			ALL TYPES	360		360	380	360	94.73
11									
12		LA---DOMESTIC	B-727-100	33	1	34			
13			B-727-200	1241		1241			
14			ALL TYPES	1274	1	1275	1316	1273	96.73
15									
16		LB---DOMESTIC	SWEARINGEN METRO II	704		704			
17			F-28-4000/600	323		323			
18			ALL TYPES	1027		1027	1130	1024	90.61
19									
20	COMMUNITY TOTAL	DOMESTIC	BAC-111-200	391		391			
21			DC-9-30	1823		1823			
22			B-737-100/200	404		404			
23			B-737-300	1		1			
24			B-727-100	34	1	35			
25			B-727-200	2815		2815			
26			DHC-6	242		242			
27			BH-99	118		118			
28			SWEARINGEN METRO II	704		704			
29			F-28-4000/600	323		323			
30			ALL TYPES	6655	1	6656	7090	6843	96.51
31									
32	VIRGINIA								
33	----------								
34									
35	CHARLOTTESVILLE								
36	(CHARLOTTESVILLE-ALBEMARLE)	PI---DOMESTIC	B-737-100/200	777	21	558			
37			B-727-200		5	5			
38			F-28-4000/600	359		359			
39			ALL TYPES	1136	26	1362	1344	1321	98.28
40									
41	LYNCHBURG								
42	(LYNCHBURG MUN/PRESTON GLEN FLD)	PI---DOMESTIC	B-737-100/200	439		439			
43			F-28-4000/600	85		85			
44			B-727-200	1		1			
45			ALL TYPES	1425		1425	1435	1411	98.40
46									
47	NEWPRT NEW/HAMPTON/WILLBG/YKTN								
48	(PATRICK HENRY)	AL---DOMESTIC	BAC-111-200	357		357			
49			DC-9-30	327		327			
50			ALL TYPES	684		684	695	683	98.27
51									
52	NORFOLK/VA BCH/PTSMTH/CHESAPKE								
53	(NORFOLK REGIONAL)	AA---DOMESTIC	B-727-100	543		543			
54			B-727-200	49		49			
55			DC-9-80	1		1			
56			ALL TYPES	593		593	609	593	97.37
57									
58		AL---DOMESTIC	BAC-111-200	1122		1122			
59			DC-9-30	4327	5	4332			
60			B-737-100/200	559		559			
61			B-727-200	365		365			
62			B-737-300	262		262			
63			ALL TYPES	4635	5	4640	4698	4634	98.63
64									
65		CL---DOMESTIC	DC-9-30	285		285			
66			B-727-200	125		125			
67			B-737-100/200	1955		1955			
68			ALL TYPES	2365		2365	2376	2363	99.45
69									
70		EA---DOMESTIC	B-727-100	265		265			
71			B-727-200	91		91			
72			DC-9-50	383		383			
73			DC-9-30	2113		2113			
74			L-1011/100/20	1		1			
75			ALL TYPES	2853		2853	2877	2834	98.50
76									
77		EZ---DOMESTIC	DC-9-10	45		45			
78			DC-9-30	626		626			
79			DC-9-40	42		42			
80			ALL TYPES	713		713	721	712	98.75
81									
82		PA---DOMESTIC	B-727-200	1		1			
83			A-300-B4	2		2			
84			ALL TYPES	3		3			
85									
86		PE---DOMESTIC	B-737-100/200	820		820			
87			B-727-200	888		888			
88			ALL TYPES	1708		1708	1749	1708	97.65
89									
90		PI---DOMESTIC	B-737-100/200	6521	4	6525			
91			B-727-200	4248	7	4255			
92			B-737-300	392		392			
93			F-28-4000/600	2	2	4			
94			ALL TYPES	11163	13	11176	11215	11135	99.28
95									
96		TB---DOMESTIC	B-727-100	302		302			
97			B-727-200	555		555			
98			DC-9-80	1		1			
99			ALL TYPES	858		858	908	895	98.56
100									
101		LA---DOMESTIC	B-737-100/200	155		155			
102			B-727-100	506		506			
103			B-727-200	1299	2	1301			
104			DC-10-10		2	2			
105			ALL TYPES	1960	4	1964	2017	1957	97.02
106									
107	COMMUNITY TOTAL	DOMESTIC	B-727-100	1616		1616			
108			B-727-200	7661	9	7670			
109			DC-9-80	2		2			
110			BAC-111-200	1122		1122			
111			DC-9-30	5351	5	5356			
112									

TABLE 7
AIRCRAFT DEPARTURES SCHEDULED AND AIRCRAFT DEPARTURES PERFORMED,
BY TYPE OF OPERATION, BY AIRCRAFT TYPE, BY COMMUNITY, AND BY CARRIER

12 MONTHS ENDED DECEMBER 31, 1985

Line No.	Area, state or country Community (Airport name)	Carrier and type of operation	Type of aircraft	Total departures performed: Scheduled service	Total departures performed: Nonscheduled service	Total departures performed: All services	Departures scheduled	Scheduled departures completed: Number	Scheduled departures completed: Percent of departures scheduled
	1	2	3	4	5	6	7	8	9
1	COMMUNITY TOTAL	DOMESTIC	(CONT.)						
2			B-737-100/200	10010	4	10014			
3			B-737-300	654		654			
4			DC-9-50	383		383			
5			L-1011/100/20	1		1			
6			DC-9-10	45		45			
7			DC-9-40	42		42			
8			A-300-B4	2		2			
9			F-28-4000/600	2	2	4			
10			DC-10-10		2	2			
11			ALL TYPES	26891	22	26913	27165	26831	98.77
12	RICHMOND								
13	(RICHARD E BYRD FLYING FIELD)	AA---DOMESTIC	B-727-200	41		41			
14			DC-9-80	1		1			
15			B-727-100	406		406			
16			ALL TYPES	448		448	455	448	98.46
17									
18		AL---DOMESTIC	BAC-111-200	972		972			
19			DC-9-30	355	3	358			
20			B-737-100/200	1		1			
21			ALL TYPES	1328	3	1331	1346	1327	98.58
22									
23		CL---DOMESTIC	DC-9-30	1433	1	1434			
24			B-727-200	34		34			
25			B-737-100/200	267		267			
26			ALL TYPES	1734	1	1735	1741	1731	99.42
27									
28		EA---DOMESTIC	DC-9-30	2344		2344			
29			B-727-100	467		467			
30			B-727-200	261		261			
31			DC-9-50	153		153			
32			B-757-200	1		1			
33			L-1011/100/20		1	1			
34			ALL TYPES	3226	1	3227	3267	3191	97.67
35									
36		NY---DOMESTIC	DC-9-30	1		1			
37			ALL TYPES	1		1			
38									
39		PA---DOMESTIC	B-727-200	1		1			
40			ALL TYPES	1		1			
41									
42		PI---DOMESTIC	B-737-100/200	4706	2	4708			
43			B-727-200	1366	1	1367			
44			F-28-4000/600	3420	1	3421			
45			B-737-300	2		2			
46			ALL TYPES	9494	4	9498	9587	9450	98.57
47									
48		UA---DOMESTIC	B-727-100	183		183			
49			B-727-200	1462	5	1467			
50			B-737-100/200	1		1			
51			ALL TYPES	1646	5	1651	1705	1639	96.12
52									
53	COMMUNITY TOTAL	DOMESTIC	B-727-200	3165	6	3171			
54			DC-9-80	1		1			
55			B-727-100	1056		1056			
56			BAC-111-200	972		972			
57			DC-9-30	4133	4	4137			
58			B-737-100/200	4975	2	4977			
59			DC-9-50	153		153			
60			B-757-200	1		1			
61			L-1011/100/20		1	1			
62			F-28-4000/600	3420	1	3421			
63			B-737-300	2		2			
64			ALL TYPES	17878	14	17892	18101	17786	98.25
65									
66	ROANOKE								
67	(ROANOKE MUNI)	PI---DOMESTIC	B-737-100/200	1517	12	1529			
68			B-727-200	1229	1	1230			
69			F-28-4000/600	3924		3924			
70			ALL TYPES	6670	13	6683	6745	6639	98.42
71									
72	WASHINGTON								
73	----------								
74									
75	BELLINGHAM								
76	(BELLINGHAM MUNI)	PS---DOMESTIC	DC-9-80	126		126			
77			DC-9-30	2		2			
78			ALL TYPES	128		128	129	128	99.22
79									
80	EVERETT								
81	(SNOHOMISH COUNTY/PAINE COUNTY)	AA---DOMESTIC	B-727-200	1		1			
82			ALL TYPES	1		1	1	1	100.00
83									
84		CC---DOMESTIC	B-727-200	2		2			
85			ALL TYPES	2		2			
86									
87		UA---DOMESTIC	DC-10-30	3		3			
88			B-747	1		1			
89			ALL TYPES	4		4			
90									
91		WA---DOMESTIC	B-737-100/200	1		1			
92			B-727-200	7		7			
93			ALL TYPES	8		8	8	8	100.00
94									
95	COMMUNITY TOTAL	DOMESTIC	B-727-200	10		10			
96			DC-10-30	3		3			
97			B-747	1		1			
98			B-737-100/200	1		1			
99			ALL TYPES	15		15	9	9	100.00
100									
101	MOSES LAKE								
102	(GRANT COUNTY)	C2---DOMESTIC	BH-99	89		89			
103			ALL TYPES	89		89	94	89	94.68
104									
105		NW---DOMESTIC	DC-10-40	2		2			
106			B-747	1		1			
107			ALL TYPES	3		3			
108									
109		NW---INTERNATIONAL	B-747	7		7			
110			ALL TYPES	7		7			
111									
112									

TABLE 7
AIRCRAFT DEPARTURES SCHEDULED AND AIRCRAFT DEPARTURES PERFORMED,
BY TYPE OF OPERATION, BY AIRCRAFT TYPE, BY COMMUNITY, AND BY CARRIER

12 MONTHS ENDED DECEMBER 31, 1985

Line No.	Area, state or country Community (Airport name)	Carrier and type of operation	Type of aircraft	Total departures performed: Scheduled service	Total departures performed: Nonscheduled service	Total departures performed: All services	Departures scheduled	Scheduled departures completed: Number	Scheduled departures completed: Percent of departures scheduled
	1	2	3	4	5	6	7	8	9
1	GRANT COUNTY	(CONT.)							
2		AA---TOTAL	DC-10-40	2		2			
3			B-747	8		8			
4			ALL TYPES	10		10			
5		CX---DOMESTIC	SWEAR-METRO I	563		563			
6			F-27 SERIES	1		1			
7			ALL TYPES	564		564	582	564	96.90
8									
9		CA---DOMESTIC	DC-8-71	1	4	5			
10			DC-10-10	3		3			
11			DC-10-30	3		3			
12			B-727-200	3	2	5			
13			B-747	1		1			
14			B-727-100		2	2			
15			ALL TYPES	11	8	19			
16									
17	COMMUNITY TOTAL	DOMESTIC	BH-99	89		89			
18			DC-10-40	2		2			
19			B-747	2		2			
20			SWEAR-METRO I	563		563			
21			F-27 SERIES	1		1			
22			DC-8-71	1	4	5			
23			DC-10-10	3		3			
24			DC-10-30	3		3			
25			B-727-200	3	2	5			
26			B-727-100		2	2			
27			ALL TYPES	667	8	675	676	653	96.59
28									
29		INTERNATIONAL	B-747	7		7			
30			ALL TYPES	7		7			
31									
32		TOTAL	BH-99	89		89			
33			DC-10-40	2		2			
34			B-747	9		9			
35			SWEAR-METRO I	563		563			
36			F-27 SERIES	1		1			
37			DC-8-71	1	4	5			
38			DC-10-10	3		3			
39			DC-10-30	3		3			
40			B-727-200	3	2	5			
41			B-727-100		2	2			
42			ALL TYPES	674	8	682	676	653	96.59
43									
44	OLYMPIA								
45	(OLYMPIA AIRPORT)	CZ---DOMESTIC	BH-99	395		395			
46			ALL TYPES	395		395	424	395	93.16
47									
48	PASCO/KENNEWICK/RICHLAND								
49	(TRI-CITIES)	AS---DOMESTIC	B-727-200	260		260			
50			B-727-100	39		39			
51			DC-9-80	4		4			
52			ALL TYPES	303		303	326	302	92.63
53									
54		CZ---DOMESTIC	BH-99	2566		2566			
55			SWEAR-METRO I	6		6			
56			BAE-748	665		665			
57			BAC-111-200	478		478			
58			BAC-111-400	165		165			
59			ALL TYPES	3820		3820	3933	3820	97.12
60									
61		PS---DOMESTIC	BAE-146-2	31		31			
62			ALL TYPES	31		31	31	31	100.00
63									
64		CX---DOMESTIC	F-28-4000/600	490		490			
65			F-27 SERIES	2379	1	2380			
66			SWEAR-METRO I	2768		2768			
67			BAC-111-200	302		302			
68			BH-99	66		66			
69			CV-580	55		55			
70			ALL TYPES	6060	1	6061	6282	6055	96.38
71									
72		NA---DOMESTIC	B-727-200	728		728			
73			ALL TYPES	728		728	728	724	99.45
74									
75	COMMUNITY TOTAL	DOMESTIC	B-727-200	988		988			
76			B-727-100	39		39			
77			DC-9-80	4		4			
78			BH-99	2572		2572			
79			SWEAR-METRO I	6		6			
80			BAE-748	665		665			
81			BAC-111-200	780		780			
82			BAC-111-400	165		165			
83			BAE-146-2	31		31			
84			F-28-4000/600	490		490			
85			F-27 SERIES	2379	1	2380			
86			SWEAR-METRO I	2768		2768			
87			CV-580	55		55			
88			ALL TYPES	10942	1	10943	11300	10932	96.74
89									
90	PULLMAN/MOSCOW								
91	(PULLMAN-MOSCOW REGIONAL)	CZ---DOMESTIC	BH-99	1310	8	1318			
92			SWEAR-METRO I	22		22			
93			BAE-748	59		59			
94			ALL TYPES	1391	8	1399	1487	1391	93.54
95									
96		CX---DOMESTIC	F-27 SERIES	3	2	5			
97			SWEAR-METRO I	2216		2216			
98			BAC-111-200	1		1			
99			BH-99	61		61			
100			ALL TYPES	2281	2	2283	2359	2281	96.69
101									
102	COMMUNITY TOTAL	DOMESTIC	BH-99	1371	8	1379			
103			SWEAR-METRO I	22		22			
104			BAE-748	59		59			
105			F-27 SERIES	3	2	5			
106			SWEAR-METRO I	2216		2216			
107			BAC-111-200	1		1			
108			ALL TYPES	3672	10	3682	3846	3672	95.47
109									
110	SEATTLE/TACOMA								
111	(BOEING FIELD INTL.)	AA---DOMESTIC	B-727-200	21		21			
112									

TABLE 7
AIRCRAFT DEPARTURES SCHEDULED AND AIRCRAFT DEPARTURES PERFORMED, BY TYPE OF OPERATION, BY AIRCRAFT TYPE, BY COMMUNITY, AND BY CARRIER

12 MONTHS ENDED DECEMBER 31, 1965

Line No.	Area, state or country Community (Airport name)	Carrier and type of operation	Type of aircraft	Total departures performed: Scheduled service	Total departures performed: Nonscheduled service	Total departures performed: All services	Departures scheduled	Scheduled departures completed: Number	Scheduled departures completed: Percent of departures scheduled
	1	2	3	4	5	6	7	8	9
1	BOEING FIELD INTL.	AA---DOMESTIC	(CONT.)						
2			DC-9-80	6		6			
3			ALL TYPES	27		27	32	27	84.37
4		CC---DOMESTIC	B-727-200	8		8			
5			B-737-300	10		10			
6			B-727-100	1		1			
7			DC-9-80	7		7			
8			ALL TYPES	26		26	19	19	100.00
9									
10		FL---DOMESTIC	B-737-100/200	6		6			
11			DC-9-80	2		2			
12			ALL TYPES	8		8			
13									
14		FT---DOMESTIC	*B-727-100	2		2			
15			ALL TYPES	2		2			
16									
17		HA---DOMESTIC	DC-9-80	8		8			
18			L-1011/100/20	1		1			
19			ALL TYPES	9		9			
20									
21		NW---DOMESTIC	DC-10-40	5		5			
22			B-747	2		2			
23			*B-747F	1		1			
24			B-727-200	37		37			
25			B-757-200	12		12			
26			ALL TYPES	57		57	35	35	100.00
27									
28		NW---INTERNATIONAL	B-747	1		1			
29			ALL TYPES	1		1	1	1	100.00
30									
31		NW---TOTAL	DC-10-40	5		5			
32			B-747	3		3			
33			*B-747F	1		1			
34			B-727-200	37		37			
35			B-757-200	12		12			
36			ALL TYPES	58		58	36	36	100.00
37									
38		PS---DOMESTIC	DC-9-80	14		14			
39			ALL TYPES	14		14	12	12	100.00
40									
41		RC---DOMESTIC	B-727-200	5		5			
42			DC-9-30	8		8			
43			B-757-200	1		1			
44			ALL TYPES	14		14			
45									
46		LA---DOMESTIC	B-727-200	2		2			
47			ALL TYPES	2		2			
48									
49		WA---DOMESTIC	B-727-200	20		20			
50			B-737-100/200	3		3			
51			DC-10-10	1		1			
52			ALL TYPES	24		24	21	21	100.00
53									
54	AIRPORT TOTAL	DOMESTIC	B-727-200	93		93			
55			DC-9-80	37		37			
56			B-737-300	10		10			
57			B-727-100	1		1			
58			B-737-100/200	9		9			
59			*B-727-100	2		2			
60			L-1011/100/20	1		1			
61			DC-10-40	5		5			
62			B-747	2		2			
63			*B-747F	1		1			
64			B-757-200	13		13			
65			DC-9-30	8		8			
66			DC-10-10	1		1			
67			ALL TYPES	183		183	119	114	95.79
68									
69		INTERNATIONAL	B-747	1		1			
70			ALL TYPES	1		1	1	1	100.00
71									
72		TOTAL	B-727-200	93		93			
73			DC-9-80	37		37			
74			B-737-300	10		10			
75			B-727-100	1		1			
76			B-737-100/200	9		9			
77			*B-727-100	2		2			
78			L-1011/100/20	1		1			
79			DC-10-40	5		5			
80			B-747	3		3			
81			*B-747F	1		1			
82			B-757-200	13		13			
83			DC-9-30	8		8			
84			DC-10-10	1		1			
85			ALL TYPES	184		184	120	115	95.83
86									
87	(SEATTLE-TACOMA INTERNATIONAL)	AA---DOMESTIC	B-727-100	42		42			
88			B-727-200	3020		3020			
89			DC-9-80	594		594			
90			ALL TYPES	3656		3656	3784	3656	96.61
91									
92		AS---DOMESTIC	B-727-100	1753	8	1761			
93			B-727-200	9415	29	9444			
94			B-737-100/200	1337	2	1339			
95			DC-9-80	1579		1579			
96			ALL TYPES	14084	39	14123	14684	13882	94.53
97									
98		CC---DOMESTIC	B-727-100	186		186			
99			B-727-200	920	1	921			
100			DC-10-10	103	1	104			
101			DC-9-80	404		404			
102			DC-9-10	1		1			
103			B-737-300	523		523			
104			DC-9-30	1		1			
105			ALL TYPES	2138	2	2140	2220	2136	96.21
106									
107		CZ---DOMESTIC	BH-99	2074	2	2076			
108			SWEAR-PETRO I	186		186			
109			BAE-748	1153		1153			
110			BAC-111-200	746	1	747			
111			BAC-111-400	360		360			
112									

TABLE 7
AIRCRAFT DEPARTURES SCHEDULED AND AIRCRAFT DEPARTURES PERFORMED, BY TYPE OF OPERATION, BY AIRCRAFT TYPE, BY COMMUNITY, AND BY CARRIER

12 MONTHS ENDED DECEMBER 31, 1965

Line No.	Area, state or country Community (Airport name)	Carrier and type of operation	Type of aircraft	Total departures performed: Scheduled service	Total departures performed: Nonscheduled service	Total departures performed: All services	Departures scheduled	Scheduled departures completed: Number	Scheduled departures completed: Percent of departures scheduled
	1	2	3	4	5	6	7	8	9
1	SEATTLE-TACOMA INTERNATIONAL	C2---DOMESTIC	(CONT.)						
2			ALL TYPES	4519	3	4522	4852	4519	93.13
3		D1---DOMESTIC	B-727-200	1027		1027			
4			B-767-200	1110		1110			
5			L-1011/100/20	98		98			
6			B-757-200	9		9			
7			DC-8-61		1	1			
8			ALL TYPES	2244	1	2245	2281	2242	98.29
9									
10		EA---DOMESTIC	B-727-100	231		231			
11			A-300-B4	721		721			
12			B-757-200	702		702			
13			B-727-200	766	4	770			
14			L-1011/100/20		1	1			
15			ALL TYPES	2420	5	2425	2490	2415	96.98
16									
17		EA---INTERNATIONAL	A-300-B4	1		1			
18			ALL TYPES	1		1	1	1	100.00
19									
20		EA---TOTAL	B-727-100	231		231			
21			A-300-B4	722		722			
22			B-757-200	702		702			
23			B-727-200	766	4	770			
24			L-1011/100/20		1	1			
25			ALL TYPES	2421	5	2426	2491	2416	96.98
26									
27		EF---DOMESTIC	DC-9-10	152	66	218			
28			ALL TYPES	152	66	218	152	152	100.00
29									
30		EZ---DOMESTIC	*B-727-100	243	3	246			
31			ALL TYPES	243	3	246	245	243	99.18
32									
33		FL---DOMESTIC	B-737-100/200	1364		1364			
34			DC-9-80	3		3			
35			ALL TYPES	1367		1367	1413	1365	96.60
36									
37		FT---DOMESTIC	*B-747F	7		7			
38			*B-727-100	478		478			
39			*B-747	3		3			
40			ALL TYPES	488		488	597	475	79.56
41									
42		HA---DOMESTIC	L-1011/100/20	9	21	30			
43			DC-9-80	108		108			
44			ALL TYPES	117	21	138	9	9	100.00
45									
46		NB---DOMESTIC	B-727-100	2		2			
47			B-727-200	4865	1	4866			
48			DC-10-40	1953		1953			
49			B-747	521		521			
50			*B-747F	101		101			
51			B-757-200	693		693			
52			ALL TYPES	8135	1	8136	8397	8123	96.73
53									
54		NB---INTERNATIONAL	B-747	635		635			
55			*B-747F	82		82			
56			ALL TYPES	717		717	722	714	98.89
57									
58		NB---TOTAL	B-727-100	2		2			
59			B-727-200	4865	1	4866			
60			DC-10-40	1953		1953			
61			B-747	1156		1156			
62			*B-747F	183		183			
63			B-757-200	693		693			
64			ALL TYPES	8852	1	8853	9119	8837	96.90
65									
66		CC---DOMESTIC	B-737-100/200	3463	2	3465			
67			DC-9-80	160	2	162			
68			B-737-300	464	1	465			
69			ALL TYPES	4087	5	4092	4495	4024	89.52
70									
71		PA---DOMESTIC	B-747	48		48			
72			B-747-200	27		27			
73			ALL TYPES	75		75	81	72	88.88
74									
75		PA---INTERNATIONAL	B-747	139		139			
76			B-747-200	29		29			
77			B-747SP	1		1			
78			ALL TYPES	169		169	172	160	93.02
79									
80		PA---TOTAL	B-747	187		187			
81			B-747-200	56		56			
82			B-747SP	1		1			
83			ALL TYPES	244		244	253	232	91.69
84									
85		PS---DOMESTIC	DC-9-80	3789	29	3818			
86			DC-9-30	379		379			
87			BAE-146-2	87		87			
88			ALL TYPES	4255	29	4284	4311	4206	97.56
89									
90		QX---DOMESTIC	DC-9-30	7		7			
91			F-28-4000/6000	464		464			
92			F-27 SERIES	4519	1	4520			
93			SWEAR-METRO I	6715		6715			
94			CV-580	50		50			
95			BAC-111-200	423		423			
96			ALL TYPES	12178	1	12179	12624	12174	96.43
97									
98		RC---DOMESTIC	DC-9-50	50		50			
99			DC-9-30	1144	2	1146			
100			DC-9-10	322		322			
101			B-727-200	623		623			
102			DC-9-80	87		87			
103			B-757-200	1		1			
104			ALL TYPES	2227	2	2229	2299	2220	96.56
105									
106		RN---DOMESTIC	B-727-100	41		41			
107			ALL TYPES	41		41	53	41	77.35
108									
109		TB---DOMESTIC	B-727-200	9	1	10			
110			B-767-200	571		571			
111			DC-9-80	1268		1268			
112									

TABLE 7
AIRCRAFT DEPARTURES SCHEDULED AND AIRCRAFT DEPARTURES PERFORMED,
BY TYPE OF OPERATION, BY AIRCRAFT TYPE, BY COMMUNITY, AND BY CARRIER

12 MONTHS ENDED DECEMBER 31, 1985

Line No.	Area, state or country Community (Airport name)	Carrier and type of operation	Type of aircraft	Total departures performed: Scheduled service	Total departures performed: Nonscheduled service	Total departures performed: All services	Departures scheduled	Scheduled departures completed: Number	Scheduled departures completed: Percent of departures scheduled
	1	2	3	4	5	6	7	8	9
1	SEATTLE-TACOMA INTERNATIONAL	1b---DOMESTIC	(CONT.)						
2			B-727-100	1		1			
3			L-1011/100/20	13		13			
4			ALL TYPES	1862	1	1863	1943	1862	95.83
5									
6		1b---INTERNATIONAL	B-747	1		1			
7			ALL TYPES	1		1			
8									
9		1b---TOTAL	B-727-200	9	1	10			
10			B-767-200	571		571			
11			DC-9-80	1268		1268			
12			B-727-100	1		1			
13			L-1011/100/20	13		13			
14			B-747	1		1			
15			ALL TYPES	1863	1	1864	1943	1862	95.83
16									
17		LA---DOMESTIC	B-737-100/200	570		570			
18			B-727-100	290	1	291			
19			B-727-200	6957	13	7010			
20			DC-10-10	1652	1	1653			
21			B-747	307	1	308			
22			DC-8-71	778		776			
23			B-767-200	229		229			
24			DC-10-30	24		24			
25			ALL TYPES	10847	16	10863	11378	10813	95.03
26									
27		LA---INTERNATIONAL	DC-10-30	344		344			
28			B-747	263		263			
29			ALL TYPES	607		607	631	607	96.19
30									
31		LA---TOTAL	B-737-100/200	570		570			
32			B-727-100	290	1	291			
33			B-727-200	6957	13	7010			
34			DC-10-10	1652	1	1653			
35			B-747	570	1	571			
36			DC-8-71	778		778			
37			B-767-200	229		229			
38			DC-10-30	368		368			
39			ALL TYPES	11454	16	11470	12009	11420	95.09
40									
41		NA---DOMESTIC	B-727-200	5406	2	5408			
42			DC-10-10	886		886			
43			B-737-300	1		1			
44			B-737-100/200	135		135			
45			ALL TYPES	6428	2	6430	6639	6403	96.44
46	AIRPORT TOTAL	DOMESTIC	B-727-100	2546	9	2555			
47			B-727-200	33048	51	33099			
48			DC-9-80	7992	31	8023			
49			B-737-100/200	6869	4	6873			
50			DC-10-10	2641	2	2643			
51			DC-9-10	475	66	541			
52			B-737-300	988	1	989			
53			DC-9-30	1531	2	1533			
54			BH-99	2074	2	2076			
55			SWEAR-METRO I	186		186			
56			BAE-748	1153		1153			
57			BAC-111-200	1169	1	1170			
58			BAC-111-400	360		360			
59			B-767-200	1910		1910			
60			L-1011/100/20	120	22	142			
61			B-757-200	1405		1405			
62			DC-8-61		1	1			
63			A-300-B4	721		721			
64			*B-727-100	721	3	724			
65			*B-747F	108		108			
66			*B-747	3		3			
67			DC-10-40	1953		1953			
68			B-747	876	1	877			
69			B-747-200	27		27			
70			BAE-146-2	87		87			
71			F-28-4000/600	464		464			
72			F-27 SERIES	4519	1	4520			
73			SWEAR-METRO I	6715		6715			
74			CV-580	50		50			
75			DC-9-50	50		50			
76			DC-8-71	778		778			
77			DC-10-30	24		24			
78			ALL TYPES	81563	197	81760	84947	81032	95.39
79									
80		INTERNATIONAL	A-300-B4	1		1			
81			B-747	1038		1038			
82			*B-747F	82		82			
83			B-747-200	29		29			
84			B-747SP	1		1			
85			DC-10-30	344		344			
86			ALL TYPES	1495		1495	1526	1482	97.11
87									
88		TOTAL	B-727-100	2546	9	2555			
89			B-727-200	33048	51	33099			
90			DC-9-80	7992	31	8023			
91			B-737-100/200	6869	4	6873			
92			DC-10-10	2641	2	2643			
93			DC-9-10	475	66	541			
94			B-737-300	988	1	989			
95			DC-9-30	1531	2	1533			
96			BH-99	2074	2	2076			
97			SWEAR-METRO I	186		186			
98			BAE-748	1153		1153			
99			BAC-111-200	1169	1	1170			
100			BAC-111-400	360		360			
101			B-767-200	1910		1910			
102			L-1011/100/20	120	22	142			
103			B-757-200	1405		1405			
104			DC-8-61		1	1			
105			A-300-B4	722		722			
106			*B-727-100	721	3	724			
107			*B-747F	190		190			
108			*B-747	3		3			
109			DC-10-40	1953		1953			
110			B-747	1914	1	1915			
111			B-747-200	56		56			
112									

TABLE 7
AIRCRAFT DEPARTURES SCHEDULED AND AIRCRAFT DEPARTURES PERFORMED, BY TYPE OF OPERATION, BY AIRCRAFT TYPE, BY COMMUNITY, AND BY CARRIER
12 MONTHS ENDED DECEMBER 31, 1985

Line No.	Area, state or country Community (Airport name)	Carrier and type of operation	Type of aircraft	Total departures performed: Scheduled service	Total departures performed: Nonscheduled service	Total departures performed: All services	Departures scheduled	Scheduled departures completed: Number	Scheduled departures completed: Percent of departures scheduled
	1	2	3	4	5	6	7	8	9
1	AIRPLANE TOTAL	TOTAL	(CONT.)						
2			B-747SP	1		1			
3			BAE-146-2	87		87			
4			F-28-4000/600	464		464			
5			F-27 SERIES	4519	1	4520			
6			SWEAR-METRO I	6715		6715			
7			CV-580	50		50			
8			DC-9-50	50		50			
9			DC-8-71	778		778			
10			DC-10-30	368		368			
11			ALL TYPES	83058	197	83255	86473	82514	95.42
12	(MCCHORD AFB)	FT---DOMESTIC	*B-747F	1		1			
13			*B-747	2		2			
14			ALL TYPES	3		3			
15	COMMUNITY TOTAL BY CARRIER	AA---DOMESTIC	DC-9-80	600		600			
16			B-727-100	42		42			
17			B-727-200	3041		3041			
18			ALL TYPES	3683		3683	3816	3683	96.51
19		AS---DOMESTIC	B-737-100/200	1337	2	1339			
20			DC-9-80	1579		1579			
21			B-727-100	1753	8	1761			
22			B-727-200	5415	29	5444			
23			ALL TYPES	14084	39	14123	14684	13882	94.53
24		CC---DOMESTIC	B-737-300	533		533			
25			DC-9-10	1		1			
26			DC-9-30	1		1			
27			DC-9-80	411		411			
28			B-727-100	187		187			
29			B-727-200	928	1	929			
30			DC-10-10	103	1	104			
31			ALL TYPES	2164	2	2166	2239	2155	96.24
32		CZ---DOMESTIC	BH-99	2074	2	2076			
33			BAE-748	1153		1153			
34			SWEAR-METRO I	186		186			
35			BAC-111-200	746	1	747			
36			BAC-111-400	360		360			
37			ALL TYPES	4519	3	4522	4852	4519	93.13
38		DL---DOMESTIC	B-757-200	9		9			
39			B-767-200	1110		1110			
40			B-727-200	1027		1027			
41			L-1011/100/20	98		98			
42			DC-8-61		1	1			
43			ALL TYPES	2244	1	2245	2281	2242	98.29
44		EA---DOMESTIC	B-757-200	702		702			
45			A-300-84	721		721			
46			B-727-100	231		231			
47			B-727-200	766	4	770			
48			L-1011/100/20		1	1			
49			ALL TYPES	2420	5	2425	2490	2415	96.98
50		EA---INTERNATIONAL	A-300-84	1		1			
51			ALL TYPES	1		1	1	1	100.00
52		EA---TOTAL	B-757-200	702		702			
53			A-300-84	722		722			
54			B-727-100	231		231			
55			B-727-200	766	4	770			
56			L-1011/100/20		1	1			
57			ALL TYPES	2421	5	2426	2491	2416	96.98
58		EF---DOMESTIC	DC-9-10	152	66	218			
59			ALL TYPES	152	66	218	152	152	100.00
60		EZ---DOMESTIC	*B-727-100	243	3	246			
61			ALL TYPES	243	3	246	245	243	99.18
62		FL---DOMESTIC	B-737-100/200	1370		1370			
63			DC-9-80	5		5			
64			ALL TYPES	1375		1375	1413	1365	96.60
65		FT---DOMESTIC	*B-727-100	480		480			
66			*B-747	5		5			
67			*B-747F	8		8			
68			ALL TYPES	493		493	597	475	79.56
69		HA---DOMESTIC	DC-9-80	116		116			
70			L-1011/100/20	10	21	31			
71			ALL TYPES	126	21	147	9	9	100.00
72		NW---DOMESTIC	B-757-200	705		705			
73			B-727-100	2		2			
74			B-727-200	4902	1	4903			
75			DC-10-40	1958		1958			
76			B-747	523		523			
77			*B-747F	102		102			
78			ALL TYPES	8192	1	8193	8432	8158	96.75
79		NW---INTERNATIONAL	B-747	636		636			
80			*B-747F	82		82			
81			ALL TYPES	718		718	723	715	98.89
82		NW---TOTAL	B-757-200	705		705			
83			B-727-100	2		2			
84			B-727-200	4902	1	4903			
85			DC-10-40	1958		1958			
86			B-747	1159		1159			
87			*B-747F	184		184			
88			ALL TYPES	8910	1	8911	9155	8873	96.91
89		PC---DOMESTIC	B-737-300	464	1	465			
90			B-737-100/200	3463	2	3465			
91			DC-9-80	160	2	162			
92			ALL TYPES	4087	5	4092	4495	4024	89.52
93		PA---DOMESTIC	B-747	48		48			

TABLE 7
AIRCRAFT DEPARTURES SCHEDULED AND AIRCRAFT DEPARTURES PERFORMED,
BY TYPE OF OPERATION, BY AIRCRAFT TYPE, BY COMMUNITY, AND BY CARRIER

12 MONTHS ENDED DECEMBER 31, 1985

Line No.	Area, state or country Community (Airport name)	Carrier and type of operation	Type of aircraft	Total departures performed: Scheduled service	Total departures performed: Nonscheduled service	Total departures performed: All services	Departures scheduled	Scheduled departures completed: Number	Scheduled departures completed: Percent of departures scheduled
	1	2	3	4	5	6	7	8	9
1	COMMUNITY TOTAL BY CARRIER	PA---DOMESTIC	(CONT.)						
2			B-747-200	27		27			
3			ALL TYPES	75		75	81	72	88.86
4									
5		PA---INTERNATIONAL	B-747	135		135			
6			B-747-200	29		29			
7			B-747SP	1		1			
8			ALL TYPES	169		169	172	160	93.02
9									
10		PA---TOTAL	B-747	187		187			
11			B-747-200	56		56			
12			B-747SP	1		1			
13			ALL TYPES	244		244	253	232	91.69
14		PS---DOMESTIC	DC-9-30	379		379			
15			DC-9-80	3803	29	3832			
16			BAE-146-2	87		87			
17			ALL TYPES	4269	29	4298	4323	4218	97.57
18									
19		CR---DOMESTIC	CV-580	50		50			
20			F-27 SERIES	4519	1	4520			
21			SWEAR-METRO 1	6715		6715			
22			F-28-4000/600	464		464			
23			BAC-111-200	423		423			
24			DC-9-30	7		7			
25			ALL TYPES	12178	1	12179	12624	12174	96.43
26									
27		RC---DOMESTIC	B-757-200	2		2			
28			DC-9-10	322		322			
29			DC-9-30	1152	2	1154			
30			DC-9-50	50		50			
31			DC-9-80	87		87			
32			B-727-200	628		628			
33			ALL TYPES	2241	2	2243	2299	2220	96.56
34									
35		RN---DOMESTIC	B-727-100	41		41			
36			ALL TYPES	41		41	53	41	77.35
37									
38		TW---DOMESTIC	B-767-200	571		571			
39			DC-9-80	1268		1268			
40			B-727-100	1		1			
41			B-727-200	9	1	10			
42			L-1011/100/20	13		13			
43			ALL TYPES	1862	1	1863	1943	1862	95.83
44									
45		TW---INTERNATIONAL	B-747	1		1			
46			ALL TYPES	1		1			
47									
48		TW---TOTAL	B-767-200	571		571			
49			DC-9-80	1268		1268			
50			B-727-100	1		1			
51			B-727-200	9	1	10			
52			L-1011/100/20	13		13			
53			B-747	1		1			
54			ALL TYPES	1863	1	1864	1943	1862	95.83
55									
56		UA---DOMESTIC	B-737-100/200	570		570			
57			B-767-200	229		229			
58			B-727-100	290	1	291			
59			B-727-200	6999	13	7012			
60			DC-10-10	1652	1	1653			
61			DC-10-30	24		24			
62			B-747	307	1	308			
63			DC-8-71	778		778			
64			ALL TYPES	10849	16	10865	11378	10813	95.03
65									
66		UA---INTERNATIONAL	DC-10-30	344		344			
67			B-747	263		263			
68			ALL TYPES	607		607	631	607	96.19
69									
70		UA---TOTAL	B-737-100/200	570		570			
71			B-767-200	229		229			
72			B-727-100	290	1	291			
73			B-727-200	6999	13	7012			
74			DC-10-10	1652	1	1653			
75			DC-10-30	368		368			
76			B-747	570	1	571			
77			DC-8-71	778		778			
78			ALL TYPES	11456	16	11472	12009	11420	95.09
79									
80		WA---DOMESTIC	B-737-300	1		1			
81			B-737-100/200	138		138			
82			B-727-200	5426	2	5428			
83			DC-10-10	887		887			
84			ALL TYPES	6452	2	6454	6660	6424	96.45
85									
86	COMMUNITY TOTAL	DOMESTIC	B-727-200	5314'	51	5319 2			
87			DC-9-80	8029	31	8060			
88			B-737-300	598	1	599			
89			B-727-100	2547	9	2556			
90			B-737-100/200	6878	4	6882			
91			*B-727-100	723	3	726			
92			L-1011/100/20	121	22	143			
93			DC-10-40	1958		1958			
94			B-747	878	1	879			
95			*B-747F	110		110			
96			B-757-200	1418		1418			
97			DC-9-30	1539	2	1541			
98			DC-10-10	2642	2	2644			
99			DC-9-10	475	66	541			
100			BH-99	2074	2	2076			
101			SWEAR-METRO I	186		186			
102			BAE-748	1153		1153			
103			BAC-111-200	1169	1	1170			
104			BAC-111-400	360		360			
105			B-767-200	1910		1910			
106			DC-8-61		1	1			
107			A-300-B4	721		721			
108			*B-747	5		5			
109			B-747-200	27		27			
110			BAE-146-2	87		87			
111			F-28-4000/600	464		464			
112									

TABLE 7
AIRCRAFT DEPARTURES SCHEDULED AND AIRCRAFT DEPARTURES PERFORMED,
BY TYPE OF OPERATION, BY AIRCRAFT TYPE, BY COMMUNITY, AND BY CARRIER

12 MONTHS ENDED DECEMBER 31, 1985

Line No.	Area, state or country Community (Airport name)	Carrier and type of operation	Type of aircraft	Total departures performed: Scheduled service	Total departures performed: Nonscheduled service	Total departures performed: All services	Departures scheduled	Scheduled departures completed: Number	Scheduled departures completed: Percent of departures scheduled
	1	2	3	4	5	6	7	8	9
1	COMMUNITY TOTAL	DOMESTIC	(CONT.)						
2			F-27 SERIES	4519	1	4520			
3			SWEAR-METRO I	6715		6715			
4			CV-580	50		50			
5			DC-9-50	50		50			
6			DC-8-71	778		778			
7			DC-10-30	24		24			
8			ALL TYPES	81749	197	81946	85066	81146	95.39
9		INTERNATIONAL	B-747	1039		1039			
10			A-300-B4	1		1			
11			*B-747F	82		82			
12			B-747-200	29		29			
13			B-747SP	1		1			
14			DC-10-30	344		344			
15			ALL TYPES	1496		1496	1527	1483	97.11
16									
17		TOTAL	B-727-200	33141	51	33192			
18			DC-9-80	6029	31	6060			
19			B-737-300	998	1	999			
20			B-727-100	2547	9	2556			
21			B-737-100/200	6878	4	6882			
22			*B-727-100	723	3	726			
23			L-1011/100/20	121	22	143			
24			DC-10-40	1958		1958			
25			B-747	1917	1	1918			
26			*B-747F	192		192			
27			B-757-200	1418		1418			
28			DC-9-30	1539	2	1541			
29			DC-10-10	2642	2	2644			
30			DC-9-10	475	66	541			
31			BH-99	2074	2	2076			
32			SWEAR-METRO I	186		186			
33			BAE-748	1153		1153			
34			BAC-111-200	1169	1	1170			
35			BAC-111-400	360		360			
36			B-767-200	1910		1910			
37			DC-8-61		1	1			
38			A-300-B4	722		722			
39			*B-747	5		5			
40			B-747-200	56		56			
41			B-747SP	1		1			
42			BAE-146-2	87		87			
43			F-28-4000/600	464		464			
44			F-27 SERIES	4519	1	4520			
45			SWEAR-METRO I	6715		6715			
46			CV-580	50		50			
47			DC-9-50	50		50			
48			DC-8-71	778		778			
49			DC-10-30	368		368			
50			ALL TYPES	83245	197	83442	86593	82629	95.42
51									
52	SPOKANE								
53	(SPOKANE INTERNATIONAL)	AA---DOMESTIC	B-727-200	3		3			
54			ALL TYPES	3		3	3	3	100.00
55									
56		AS---DOMESTIC	B-727-100	159		159			
57			B-727-200	1238	6	1244			
58			DC-9-80	257	1	258			
59			B-737-100/200	1		1			
60			ALL TYPES	1655	7	1662	1794	1641	91.47
61									
62		CZ---DOMESTIC	BH-99	3802	1	3803			
63			SWEAR-METRO I	581		581			
64			BAE-748	127		127			
65			BAC-111-200	397		397			
66			BAC-111-400	343	1	344			
67			ALL TYPES	5250	2	5252	5453	5250	96.27
68									
69		EA---DOMESTIC	A-300-B4	1		1			
70			ALL TYPES	1		1			
71									
72		FL---DOMESTIC	B-737-100/200	1576	1	1577			
73			ALL TYPES	1576	1	1577	1610	1575	97.82
74									
75		HA---DOMESTIC	DC-9-80	4		4			
76			ALL TYPES	4		4			
77									
78		JK---DOMESTIC	DC-9-10	256		256			
79			ALL TYPES	256		256	262	256	97.70
80									
81		NK---DOMESTIC	B-727-200	4189		4189			
82			DC-10-40	10		10			
83			B-757-200	6		6			
84			B-727-100	1		1			
85			ALL TYPES	4206		4206	4265	4188	98.19
86									
87		PS---DOMESTIC	DC-9-80	381	17	398			
88			DC-9-30	532		532			
89			BAE-146-2	1		1			
90			ALL TYPES	914	17	931	936	878	93.80
91									
92		QX---DOMESTIC	F-27 SERIES	251		251			
93			SWEAR-METRO I	1862		1862			
94			CV-580	63		63			
95			ALL TYPES	2176		2176	2251	2175	96.62
96									
97		RC---DOMESTIC	DC-9-30	1		1			
98			DC-9-50	2		2			
99			ALL TYPES	3		3			
100									
101		UA---DOMESTIC	B-737-100/200	900		900			
102			B-727-100	347	1	348			
103			B-727-200	605	1	606			
104			DC-10-10	1		1			
105			DC-10-30	1		1			
106			ALL TYPES	1854	2	1856	1895	1850	97.62
107									
108		WA---DOMESTIC	B-737-100/200	708		708			
109			B-727-200	576	2	578			
110			B-737-300	76		76			
111			ALL TYPES	1362	2	1364	1374	1359	98.90
112									

TABLE 7
AIRCRAFT DEPARTURES SCHEDULED AND AIRCRAFT DEPARTURES PERFORMED, BY TYPE OF OPERATION, BY AIRCRAFT TYPE, BY COMMUNITY, AND BY CARRIER

12 MONTHS ENDED DECEMBER 31, 1965

Line No.	Area, state or country Community (Airport name)	Carrier and type of operation	Type of aircraft	Total departures performed: Scheduled service	Nonscheduled service	All services	Departures scheduled	Scheduled departures completed: Number	Percent of departures scheduled
	1	2	3	4	5	6	7	8	9
1	COMMUNITY TOTAL	DOMESTIC	B-727-200	6613	9	6622			
2			B-727-100	507	1	508			
3			DC-9-80	642	18	660			
4			B-737-100/200	3185	1	3186			
5			BH-99	3802	1	3803			
6			SWEAR-METRO I	581		581			
7			BAE-748	127		127			
8			BAC-111-200	397		397			
9			BAC-111-400	343	1	344			
10			A-300-B4	1		1			
11			DC-9-10	256		256			
12			DC-10-40	10		10			
13			B-757-200	6		6			
14			DC-9-30	533		533			
15			BAE-146-2	1		1			
16			F-27 SERIES	251		251			
17			SWEAR-METRO I	1862		1862			
18			CV-580	63		63			
19			DC-9-50	2		2			
20			DC-10-10	1		1			
21			DC-10-30	1		1			
22			B-737-300	76		76			
23			ALL TYPES	19260	31	19291	19843	19175	96.63
24	WALLA WALLA								
25	(WALLA WALLA CITY COUNTY)	CZ---DOMESTIC	BH-99	1327	5	1332			
26			BAE-748	309		309			
27			BAC-111-200	191	3	194			
28			SWEAR-METRO I	22	1	23			
29			BAC-111-400	74		74			
30			ALL TYPES	1923	9	1932	1996	1887	94.53
31									
32		CX---DOMESTIC	SWEAR-METRO I	548		548			
33			BAC-111-200	68		68			
34			BH-99	5		5			
35			F-27 SERIES	3		3			
36			ALL TYPES	624		624	643	624	97.04
37									
38	COMMUNITY TOTAL	DOMESTIC	BH-99	1332	5	1337			
39			BAE-748	309		309			
40			BAC-111-200	259	3	262			
41			SWEAR-METRO I	22	1	23			
42			BAC-111-400	74		74			
43			SWEAR-METRO I	548		548			
44			F-27 SERIES	3		3			
45			ALL TYPES	2547	9	2556	2639	2511	95.14
46									
47	WENATCHEE								
48	(PANGBORN FIELD)	CZ---DOMESTIC	BH-99	258		258			
49			SWEAR-METRO I	3		3			
50			ALL TYPES	261		261	310	261	84.19
51									
52		CX---DOMESTIC	SWEAR-METRO I	1750		1750			
53			F-27 SERIES	6		6			
54			F-28-4000/600	1		1			
55			ALL TYPES	1757		1757	1813	1756	96.85
56									
57	COMMUNITY TOTAL	DOMESTIC	BH-99	256		256			
58			SWEAR-METRO I	3		3			
59			SWEAR-METRO I	1750		1750			
60			F-27 SERIES	6		6			
61			F-28-4000/600	1		1			
62			ALL TYPES	2018		2018	2123	2017	95.00
63									
64	YAKIMA								
65	(YAKIMA MUNI)	CZ---DOMESTIC	BH-99	1505	1	1506			
66			SWEAR-METRO I	7		7			
67			BAE-748	686	1	687			
68			BAC-111-200	39	4	43			
69			BAC-111-400	1		1			
70			ALL TYPES	2238	6	2244	2355	2238	95.03
71									
72		HA---DOMESTIC	DC-9-80	1		1			
73			ALL TYPES	1		1			
74									
75		PS---DOMESTIC	BAE-146-2	22		22			
76			ALL TYPES	22		22	22	22	100.00
77									
78		QX---DOMESTIC	F-27 SERIES	1778	1	1779			
79			SWEAR-METRO I	2554		2554			
80			F-28-4000/600	113		113			
81			CV-580	26		26			
82			ALL TYPES	4471	1	4472	4620	4465	96.64
83									
84	COMMUNITY TOTAL	DOMESTIC	BH-99	1505	1	1506			
85			SWEAR-METRO I	7		7			
86			BAE-748	686	1	687			
87			BAC-111-200	39	4	43			
88			BAC-111-400	1		1			
89			DC-9-80	1		1			
90			BAE-146-2	22		22			
91			F-27 SERIES	1778	1	1779			
92			SWEAR-METRO I	2554		2554			
93			F-28-4000/600	113		113			
94			CV-580	26		26			
95			ALL TYPES	6732	7	6739	6997	6725	96.11
96									
97	WEST VIRGINIA								
98	----------								
99									
100	ASHLAND/HUNTINGTON								
101	(TRI-STATE/WALKER-LONG FIELD)	AL---DOMESTIC	BAC-111-200	333		333			
102			DC-9-30	655		655			
103			ALL TYPES	988		988	1009	988	97.91
104									
105		PI---DOMESTIC	B-737-100/200	132	7	139			
106			F-28-4000/600	700		700			
107			B-727-200	181		181			
108			ALL TYPES	1013	7	1020	1034	995	96.22
109									
110	COMMUNITY TOTAL	DOMESTIC	BAC-111-200	333		333			
111			DC-9-30	655		655			
112									

TABLE 7
AIRCRAFT DEPARTURES SCHEDULED AND AIRCRAFT DEPARTURES PERFORMED, BY TYPE OF OPERATION, BY AIRCRAFT TYPE, BY COMMUNITY, AND BY CARRIER

12 MONTHS ENDED DECEMBER 31, 1985

Line No.	Area, state or country Community (Airport name)	Carrier and type of operation	Type of aircraft	Total departures performed: Scheduled service	Total departures performed: Nonscheduled service	Total departures performed: All services	Departures scheduled	Scheduled departures completed: Number	Scheduled departures completed: Percent of departures scheduled
	1	2	3	4	5	6	7	8	9
1	COMMUNITY TOTAL	DOMESTIC	(CONT.)						
2			B-737-100/200	132	7	139			
3			F-28-4000/600	700		700			
4			B-727-200	181		181			
5			ALL TYPES	2001	7	2008	2043	1983	97.06
6									
7	CHARLESTON/CONDAR (KANAWHA)	AL---DOMESTIC	BAC-111-200	51		51			
8			DC-9-30	1293	3	1296			
9			B-737-100/200	1		1			
10			ALL TYPES	1345	3	1348	1366	1345	98.46
11									
12		FI---DOMESTIC	B-737-100/200	2617	5	2622			
13			B-727-200	295		295			
14			F-28-4000/600	1568		1568			
15			B-737-300	1		1			
16			ALL TYPES	4481	5	4486	4576	4464	97.55
17									
18		LA---DOMESTIC	B-737-100/200	617	2	619			
19			B-727-100	3		3			
20			ALL TYPES	620	2	622	646	619	95.82
21									
22	COMMUNITY TOTAL	DOMESTIC	BAC-111-200	51		51			
23			DC-9-30	1293	3	1296			
24			B-737-100/200	3235	7	3242			
25			B-727-200	295		295			
26			F-28-4000/600	1568		1568			
27			B-737-300	1		1			
28			B-727-100	3		3			
29			ALL TYPES	6446	10	6456	6588	6428	97.57
30									
31	WISCONSIN								
32	----------								
33									
34	EAU CLAIRE (EAU CLAIRE MUNICIPAL)	RC---DOMESTIC	CV-580	1316		1316			
35			DC-9-50	293		293			
36			DC-9-30	303		303			
37			DC-9-10	430		430			
38			DC-9-80	1		1			
39			ALL TYPES	2343		2343	2395	2302	96.11
40									
41	GREEN BAY/CLINTONVILLE (AUSTIN-STRAUBEL FIELD)	AL---DOMESTIC	DC-9-30	455		455			
42			BAC-111-200	4		4			
43			ALL TYPES	459		459	471	459	97.45
44									
45		RC---DOMESTIC	DC-9-50	811		811			
46			CV-580	254		254			
47			DC-9-30	1632		1632			
48			DC-9-10	616		616			
49			DC-9-80	219		219			
50			B-727-200	56		56			
51			ALL TYPES	3588		3588	3638	3520	96.75
52									
53		UA---DOMESTIC	B-727-100	10		10			
54			B-727-200	609	4	613			
55			ALL TYPES	619	4	623	638	619	97.02
56									
57		ZB---DOMESTIC	DASH-7	199		199			
58			BAE-146-1	1023		1023			
59			BAC-111-200	410		410			
60			ALL TYPES	1632		1632	1693	1627	96.10
61									
62	COMMUNITY TOTAL	DOMESTIC	DC-9-30	2087		2087			
63			BAC-111-200	414		414			
64			DC-9-50	811		811			
65			CV-580	254		254			
66			DC-9-10	616		616			
67			DC-9-80	219		219			
68			B-727-200	665	4	669			
69			B-727-100	10		10			
70			DASH-7	199		199			
71			BAE-146-1	1023		1023			
72			ALL TYPES	6298	4	6302	6440	6225	96.66
73									
74	LA CROSSE (LA CROSS MUNI)	RC---DOMESTIC	DC-9-50	153	1	154			
75			DC-9-30	173		173			
76			CV-580	979		979			
77			DC-9-10	461		461			
78			DC-9-80		1	1			
79			B-727-200		2	2			
80			ALL TYPES	1766	4	1770	1789	1719	96.08
81									
82		ZB---DOMESTIC	SHORTS 360	439		439			
83			F-27 SERIES	163		163			
84			DASH-7	1		1			
85			BAE-146-1		1	1			
86			ALL TYPES	603	1	604	613	602	98.20
87									
88	COMMUNITY TOTAL	DOMESTIC	DC-9-50	153	1	154			
89			DC-9-30	173		173			
90			CV-580	979		979			
91			DC-9-10	461		461			
92			DC-9-80		1	1			
93			B-727-200		2	2			
94			SHORTS 360	439		439			
95			F-27 SERIES	163		163			
96			DASH-7	1		1			
97			BAE-146-1		1	1			
98			ALL TYPES	2369	5	2374	2402	2321	96.62
99									
100	MADISON (TRUAX FIELD)	AA---DOMESTIC	B-727-200	1		1			
101			ALL TYPES	1		1	1	1	100.00
102									
103		CC---DOMESTIC	B-727-100	1		1			
104			ALL TYPES	1		1			
105									
106		FL---DOMESTIC	B-737-100/200	983		983			
107			DC-9-50	27		27			
108									

TABLE 7
AIRCRAFT DEPARTURES SCHEDULED AND AIRCRAFT DEPARTURES PERFORMED,
BY TYPE OF OPERATION, BY AIRCRAFT TYPE, BY COMMUNITY, AND BY CARRIER

12 MONTHS ENDED DECEMBER 31, 1985

Line No.	Area, state or country Community (Airport name)	Carrier and type of operation	Type of aircraft	Total departures performed: Scheduled service	Total departures performed: Nonscheduled service	Total departures performed: All services	Departures scheduled	Scheduled departures completed: Number	Scheduled departures completed: Percent of departures scheduled
	1	2	3	4	5	6	7	8	9
1	TAUAX FIELD	FL---DOMESTIC	(CONT.)						
2			ALL TYPES	1020		1020	1040	1020	98.07
3		AA---DOMESTIC	B-727-100	454		454			
4			B-727-200	1962		1962			
5			ALL TYPES	2416		2416	2437	2396	98.31
6									
7		CZ---DOMESTIC	DC-9-10	149		149			
8			DC-9-30	1610	7	1617			
9			DC-9-40	92	3	95			
10			DC-9-80	1		1			
11			ALL TYPES	1852	10	1862	1913	1849	96.65
12									
13		RC---DOMESTIC	DC-9-50	344		344			
14			DC-9-30	1672	3	1675			
15			CV-580		1	1			
16			DC-9-10	772		772			
17			B-727-200	86		86			
18			DC-9-80	155	3	158			
19			ALL TYPES	3029	7	3036	3071	2982	97.10
20									
21		UA---DOMESTIC	B-727-100	22		22			
22			B-727-200	1234		1234			
23			ALL TYPES	1256		1256	1296	1255	96.83
24									
25		YX---DOMESTIC	DC-9-10	176		176			
26			ALL TYPES	176		176	179	176	98.32
27									
28		ZA---DOMESTIC	BAE-146-1	109	1	110			
29			DASH-7	470		470			
30			F-27 SERIES	730		730			
31			SHORTS 360	303		303			
32			SD3-30	15		15			
33			BAC-111-200	2		2			
34			ALL TYPES	1629	1	1630	1636	1627	99.44
35									
36	COMMUNITY TOTAL	DOMESTIC	B-727-200	3283		3283			
37			B-727-100	477		477			
38			B-737-100/200	983		983			
39			DC-9-80	193	3	196			
40			DC-9-10	1097		1097			
41			DC-9-30	3282	10	3292			
42			DC-9-40	92	3	95			
43			DC-9-50	344		344			
44			CV-580		1	1			
45			BAE-146-1	109	1	110			
46			DASH-7	470		470			
47			F-27 SERIES	730		730			
48			SHORTS 360	303		303			
49			SD3-30	15		15			
50			BAC-111-200	2		2			
51			ALL TYPES	11380	18	11398	11573	11306	97.69
52									
53	MILWAUKEE								
54	(GENERAL MITCHELL FIELD)	AA---DOMESTIC	B-727-200	361		361			
55			B-727-100	995		995			
56			DC-10-10	1		1			
57			DC-9-80	5		5			
58			ALL TYPES	1362		1362	1409	1362	96.66
59									
60		AL---DOMESTIC	BAC-111-200	8		8			
61			DC-9-30	923	3	926			
62			ALL TYPES	931	3	934	942	931	98.83
63									
64		CC---DOMESTIC	B-727-200	16		16			
65			B-727-100	51		51			
66			DC-9-10	381		381			
67			DC-9-30	406		406			
68			ALL TYPES	854		854	871	847	97.24
69									
70		DL---DOMESTIC	DC-9-30	1		1			
71			B-727-200	1	2	3			
72			B-737-100/200		1	1			
73			ALL TYPES	2	3	5	1		.00
74									
75		EA---DOMESTIC	DC-9-30	26		26			
76			B-727-100	872	1	873			
77			B-727-200	209	1	210			
78			DC-9-50	346	1	347			
79			A-300-B4	2		2			
80			ALL TYPES	1455	3	1458	1471	1448	98.43
81									
82		FL---DOMESTIC	B-737-100/200	1082		1082			
83			DC-9-80	43		43			
84			ALL TYPES	1125		1125	1150	1125	97.82
85									
86		FT---DOMESTIC	B-747	4		4			
87			ALL TYPES	4		4			
88									
89		PL---DOMESTIC	DC-9-80	1		1			
90			DC-9-10	118		118			
91			DC-9-30	64		64			
92			B-737-100/200	9		9			
93			ALL TYPES	192		192	201	192	95.52
94									
95		AA---DOMESTIC	B-727-100	363		363			
96			B-727-200	4916	1	4917			
97			DC-10-40	358		358			
98			B-747	1		1			
99			B-737-200	2		2			
100			ALL TYPES	5640	1	5641	5728	5617	98.06
101									
102		CZ---DOMESTIC	DC-9-10	13	2	15			
103			DC-9-30	1527	35	1562			
104			DC-9-40	93	4	97			
105			DC-9-80	1		1			
106			ALL TYPES	1634	41	1675	1663	1632	98.13
107									
108		RC---DOMESTIC	CV-580	1		1			
109			DC-9-50	3404		3404			
110			DC-9-30	3872	4	3876			
111			DC-9-10	567	1	568			
112									

TABLE 7
AIRCRAFT DEPARTURES SCHEDULED AND AIRCRAFT DEPARTURES PERFORMED,
BY TYPE OF OPERATION, BY AIRCRAFT TYPE, BY COMMUNITY, AND BY CARRIER

12 MONTHS ENDED DECEMBER 31, 1985

Line No.	Area, state or country Community (Airport name)	Carrier and type of operation	Type of aircraft	Total departures performed: Scheduled service	Total departures performed: Nonscheduled service	Total departures performed: All services	Departures scheduled	Scheduled departures completed: Number	Scheduled departures completed: Percent of departures scheduled
	1	2	3	4	5	6	7	8	9
1	GENERAL MITCHELL FIELD	RC---DOMESTIC	(CONT.)						
2			B-727-200	167		167			
3			DC-9-80	185		185			
4			ALL TYPES	8136	5	8141	8287	8059	97.24
5		TW---DOMESTIC	B-727-100	407		407			
6			B-727-200	467		467			
7			ALL TYPES	874		874	885	873	98.64
8									
9		UA---DOMESTIC	B-737-100/200	545	1	546			
10			B-727-100	84	2	86			
11			B-727-200	713	2	715			
12			DC-10-10	12		12			
13			DC-8-71	225		225			
14			B-767-200	3		3			
15			B-747	1		1			
16			ALL TYPES	1583	5	1588	1559	1535	98.46
17									
18		YX---DOMESTIC	DC-9-10	2198	12	2210			
19			B-727-100	100		100			
20			ALL TYPES	2298	12	2310	2324	2298	98.88
21									
22		ZK---DOMESTIC	DASH-7	2716		2716			
23			F-27 SERIES	146		146			
24			SHORTS 360	504		504			
25			SD3-30	193		193			
26			BAE-146-1	1		1			
27			ALL TYPES	3560		3560	3694	3558	96.31
28									
29	COMMUNITY TOTAL	DOMESTIC	B-727-200	6850	6	6856			
30			B-727-100	2872	3	2875			
31			DC-10-10	13		13			
32			DC-9-80	235		235			
33			BAC-111-200	8		8			
34			DC-9-30	6819	42	6861			
35			DC-9-10	3217	15	3232			
36			B-737-100/200	1636	2	1638			
37			DC-9-50	3750	1	3751			
38			A-300-B4	2		2			
39			*B-747	4		4			
40			DC-10-40	358		358			
41			B-747	2		2			
42			B-757-200	2		2			
43			DC-9-40	93	4	97			
44			CV-580	1		1			
45			DC-8-71	225		225			
46			B-767-200	3		3			
47			DASH-7	2716		2716			
48			F-27 SERIES	146		146			
49			SHORTS 360	504		504			
50			SD3-30	193		193			
51			BAE-146-1	1		1			
52			ALL TYPES	29650	73	29723	30185	29477	97.65
53									
54	OSHKOSH/APPLETON								
55	(OUTAGAMIE COUNTY)	RC---DOMESTIC	CV-580	1179		1179			
56			DC-9-10	6		6			
57			DC-9-30	5		5			
58			ALL TYPES	1190		1190	1229	1177	95.76
59									
60		YX---DOMESTIC	DC-9-10	600	4	604			
61			ALL TYPES	600	4	604	608	600	98.68
62									
63		ZK---DOMESTIC	DASH-7	562		562			
64			BAE-146-1	1076		1076			
65			BAC-111-200	456		456			
66			ALL TYPES	2094		2094	2135	2085	97.65
67									
68	AIRPORT TOTAL	DOMESTIC	CV-580	1179		1179			
69			DC-9-10	606	4	610			
70			DC-9-30	5		5			
71			DASH-7	562		562			
72			BAE-146-1	1076		1076			
73			BAC-111-200	456		456			
74			ALL TYPES	3884	4	3888	3972	3862	97.23
75									
76	(WITTMAN FIELD)	ZK---DOMESTIC	DASH-7	1298		1298			
77			BAE-146-1	3	1	4			
78			SHORTS 360	83		83			
79			BAC-111-200	2		2			
80			F-27 SERIES	52		52			
81			ALL TYPES	1438	1	1439	1462	1436	98.22
82									
83	COMMUNITY TOTAL BY CARRIER	RC---DOMESTIC	CV-580	1179		1179			
84			DC-9-10	6		6			
85			DC-9-30	5		5			
86			ALL TYPES	1190		1190	1229	1177	95.76
87									
88		YX---DOMESTIC	DC-9-10	600	4	604			
89			ALL TYPES	600	4	604	608	600	98.68
90									
91		ZK---DOMESTIC	F-27 SERIES	52		52			
92			SHORTS 360	83		83			
93			DASH-7	1860		1860			
94			BAC-111-200	458		458			
95			BAE-146-1	1079	1	1080			
96			ALL TYPES	3532	1	3533	3597	3521	97.88
97									
98	COMMUNITY TOTAL	DOMESTIC	CV-580	1179		1179			
99			DC-9-10	606	4	610			
100			DC-9-30	5		5			
101			DASH-7	1860		1860			
102			BAE-146-1	1079	1	1080			
103			BAC-111-200	458		458			
104			SHORTS 360	83		83			
105			F-27 SERIES	52		52			
106			ALL TYPES	5322	5	5327	5434	5298	97.49
107									
108	WAUSAU/STEVENS POINT								
109	(CENTRAL WISCONSIN)	RC---DOMESTIC	CV-580	517		517			
110			DC-9-30	615		615			
111			DC-9-50	249		249			
112									

TABLE 7
AIRCRAFT DEPARTURES SCHEDULED AND AIRCRAFT DEPARTURES PERFORMED, BY TYPE OF OPERATION, BY AIRCRAFT TYPE, BY COMMUNITY, AND BY CARRIER

12 MONTHS ENDED DECEMBER 31, 1985

Line No.	Area, state or country Community (Airport name)	Carrier and type of operation	Type of aircraft	Total departures performed: Scheduled service	Total departures performed: Nonscheduled service	Total departures performed: All services	Departures scheduled	Scheduled departures completed: Number	Scheduled departures completed: Percent of departures scheduled
	1	2	3	4	5	6	7	8	9
1	CENTRAL WISCONSIN	KC---DOMESTIC	(CONT.)						
2			DC-9-10	267		267			
3			DC-9-80	16		16			
4			ALL TYPES	1688		1688	1717	1637	95.34
5									
6	WYOMING								
7									
8	CASPER								
9	(CASPER AIR TERMINAL)	FL---DOMESTIC	B-737-100/200	2547		2547			
10			DC-9-80	1		1			
11			ALL TYPES	2548		2548	2585	2536	98.10
12									
13		LA---DOMESTIC	B-727-200	181		181			
14			B-727-100	393		393			
15			B-737-100/200	56		56			
16			DC-10-10	1		1			
17			ALL TYPES	631		631	637	612	96.07
18									
19		NA---DOMESTIC	B-737-100/200	1431		1431			
20			B-727-200	20		20			
21			B-737-300	1		1			
22			ALL TYPES	1452		1452	1448	1424	98.34
23									
24	COMMUNITY TOTAL	DOMESTIC	B-737-100/200	4034		4034			
25			DC-9-80	1		1			
26			B-727-200	201		201			
27			B-727-100	393		393			
28			DC-10-10	1		1			
29			B-737-300	1		1			
30			ALL TYPES	4631		4631	4670	4572	97.90
31									
32	CHEYENNE								
33	(CHEYENNE MUNI)	CC---DOMESTIC	B-727-200	1		1			
34			ALL TYPES	1		1			
35									
36		FL---DOMESTIC	B-737-100/200	1		1			
37			ALL TYPES	1		1	1	1	100.00
38									
39		FT---DOMESTIC	*B-727-100	1		1			
40			ALL TYPES	1		1			
41									
42		LA---DOMESTIC	B-727-200	4		4			
43			B-737-100/200	1		1			
44			ALL TYPES	5		5			
45									
46	COMMUNITY TOTAL	DOMESTIC	B-727-200	5		5			
47			B-737-100/200	2		2			
48			*B-727-100	1		1			
49			ALL TYPES	8		8	1	1	100.00
50									
51	GILLETTE								
52	(CAMPBELL)	AP---DOMESTIC	CV-580	1161	1	1162			
53			ALL TYPES	1161	1	1162	1191	1161	97.48
54									
55	JACKSON								
56	(JACKSON'S HOLE)	FL---DOMESTIC	B-737-100/200	1038	1	1039			
57			ALL TYPES	1038	1	1039	1072	1038	96.82
58									
59		NA---DOMESTIC	B-737-100/200	730		730			
60			ALL TYPES	730		730	735	724	98.50
61									
62		NA---DOMESTIC	B-737-300	2		2			
63			ALL TYPES	2		2	2	2	100.00
64									
65	COMMUNITY TOTAL	DOMESTIC	B-737-100/200	1768	1	1769			
66			B-737-300	2		2			
67			ALL TYPES	1770	1	1771	1809	1764	97.51
68									
69	SHERIDAN								
70	(SHERIDAN COUNTY)	AP---DOMESTIC	CV-580	584		584			
71			ALL TYPES	584		584	595	584	98.15
72									
73	OVER-ALL TOTAL FOR 50 U.S.								
74	STATES	DOMESTIC	B-727-200	1466414	2510	1468924			
75			B-727-100	312339	294	312633			
76			DC-9-80	318680	1533	320213			
77			DC-9-30	769699	5483	775182			
78			B-737-100/200	1048992	1993	1050985			
79			BAC-111-200	78850	4908	83758			
80			B-767-200	68374	37	68411			
81			B-757-200	57100	34	57134			
82			DC-8-71	56497	145	56642			
83			DC-9-50	152497	123	152620			
84			A-300-B4	45583	6	45589			
85			DC-9-10	157591	351	157942			
86			DC-10-10	106221	157	106378			
87			BAE-146-1	21578	40	21618			
88			L-188A/C	398	617	1015			
89			*L-100-30	2486	7	2493			
90			B-737-200C	11679		11679			
91			CV-340/440	84		84			
92			*B-747	3118		3118			
93			*B-747F	6632	6	6638			
94			*B-727-100	12184	80	12264			
95			*DC-6A	5512		5512			
96			DC-10-40	21041		21041			
97			F-27 SERIES	35288	16	35304			
98			FH-227	13148		13148			
99			C-441	98	1	99			
100			CV-580	56645	100	56745			
101			YS-11	1454	29	1483			
102			L-1011/100/20	79060	371	79431			
103			B-747	17540	163	17703			
104			DC-10-30	13800	28	13828			
105			B-737-300	74094	103	74197			
106			*B-727-200		630	630			
107			DC-9-40	6685	345	7030			
108			BAE-146-2	29674	7	29681			
109			*DC-8-73	297	9	306			
110			B-747-200	3477	54	3531			
111			B-747SP	916		916			
112									

TABLE 7
AIRCRAFT DEPARTURES SCHEDULED AND AIRCRAFT DEPARTURES PERFORMED, BY TYPE OF OPERATION, BY AIRCRAFT TYPE, BY COMMUNITY, AND BY CARRIER

12 MONTHS ENDED DECEMBER 31, 1985

Line No.	Area, state or country Community (Airport name)	Carrier and type of operation	Type of aircraft	Total departures performed: Scheduled service	Total departures performed: Nonscheduled service	Total departures performed: All services	Departures scheduled	Scheduled departures completed: Number	Scheduled departures completed: Percent of departures scheduled
	1	2	3	4	5	6	7	8	9
1	TOTAL FOR 50 U.S. STATES	DOMESTIC	(CONT.)						
2			L-1011-500 TR	4125	2	4127			
3			*L-188A/C	9000	29	9029			
4			*DC-8-62	2123	7	2130			
5			F-28-4000/600	97768	234	98002			
6			SWEAR-METRO I	56753	3	56756			
7			DHC-6	25149	14	25163			
8			BH-99	32151	24	32175			
9			PA-31/34/39	810		810			
10			SWEAR-METRO I	33712	1	33713			
11			EMBRAER	8		8			
12			A-300-B2	4146		4146			
13			DC-8-62	865	107	972			
14			DC-8-63	105	84	189			
15			DC-6-50	17		17			
16			DC-8-61		6	6			
17			*DC-8-63F	358		358			
18			*DC-8-63	17		17			
19			*DC-9-30		121	121			
20			*CV-640	4590	48	4638			
21			*DC-8-50F	235	2	237			
22			*DC-6	2842	14	2856			
23			*DC-8-30	351	3	354			
24			*B-737-200C	377		377			
25			DASH-7	41548	1035	42583			
26			DC-9-15F	16		16			
27			BAC-111-400	1358	18	1376			
28			BAE-748	3460	2	3462			
29			SHORTS 360	10526		10526			
30			SD3-30	1616		1616			
31			L-100-30		3	3			
32			ALL TYPES	5392751	21937	5415688	5500943	5351792	97.28
33		INTERNATIONAL	*B-747	645	5	650			
34			*B-747F	1832	33	1865			
35			B-707-300C	151	32	183			
36			B-747	15308	277	15585			
37			B-747SP	1778	2	1780			
38			B-747-200	1843	16	1859			
39			B-727-200	15469	83	15552			
40			DC-10-10	2803	4	2807			
41			L-1011/100/20	6713	40	6753			
42			B-737-100/200	650	37	687			
43			L-1011-500 TR	1879		1879			
44			A-300-B4	2684		2684			
45			B-767-200	773		773			
46			DC-9-30	939		939			
47			DC-9-50	151	1	152			
48			B-727-100	1366		1366			
49			DC-10-30	2865	24	2889			
50			B-757-200	920		920			
51			A-300-B2	5		5			
52			*B-727-100	39	3	42			
53			DC-8-62	194	104	298			
54			DC-8-63	1		1			
55			DC-8-61		1	1			
56			*DC-8-63	1	2	3			
57			*DC-8-62	1	1	2			
58			*DC-8-63F	15	1	16			
59			*B-707-300C	171	4	175			
60			B-737-200C	193	4	197			
61			*B-707-300	74		74			
62			DC-8-71	38		38			
63			DC-9-80	624		624			
64			DC-9-10	68		68			
65			B-737-300	100		100			
66			ALL TYPES	60291	654	60945	61302	59263	96.67
67									
68		TOTAL	B-727-200	1481883	2573	1484456			
69			B-727-100	313765	294	313959			
70			DC-9-30	315304	1533	320837			
71			DC-9-30	776638	5483	782121			
72			B-737-100/200	1049642	2030	1051672			
73			BAC-111-200	78350	4508	82858			
74			B-767-200	65147	37	65184			
75			B-757-200	56020	34	56054			
76			DC-8-71	56533	145	56678			
77			DC-9-50	152648	124	152772			
78			A-300-B4	48267	6	48273			
79			DC-9-10	157659	351	158010			
80			DC-10-10	105024	161	105185			
81			BAE-146-1	21578	40	21618			
82			L-188A/C	398	617	1015			
83			*L-100-30	2486	7	2493			
84			B-737-200C	11872	4	11876			
85			CV-340/440	84		84			
86			*B-747	3783	5	3788			
87			*B-747F	8464	39	8503			
88			*B-727-100	12223	83	12306			
89			B-707-300C	151	32	183			
90			*DC-8A	5512		5512			
91			DC-10-40	21041		21041			
92			B-747	32842	446	33288			
93			B-747SP	2654	2	2656			
94			B-747-200	5320	70	5390			
95			F-27 SERIES	35288	16	35304			
96			FH-227	13148		13148			
97			C-441	58	1	59			
98			CV-580	56645	100	56745			
99			YS-11	1454	29	1483			
100			L-1011/100/20	65773	411	66184			
101			DC-10-30	16665	52	16717			
102			B-737-300	74194	103	74297			
103			*B-727-200		630	630			
104			DC-9-40	6685	345	7030			
105			BAE-146-2	29674	7	29681			
106			*DC-8-73	257	5	306			
107			L-1011-500 TR	6064	2	6066			
108			*L-188A/C	9000	29	9029			
109			*DC-8-62	2124	8	2132			
110			F-28-4000/500	97768	234	98002			
111			SWEAR-METRO I	56753	3	56756			
112									

TABLE 7
AIRCRAFT DEPARTURES SCHEDULED AND AIRCRAFT DEPARTURES PERFORMED,
BY TYPE OF OPERATION, BY AIRCRAFT TYPE, BY COMMUNITY, AND BY CARRIER

12 MONTHS ENDED DECEMBER 31, 1965

Line No.	Area, state or country Community (Airport name)	Carrier and type of operation	Type of aircraft	Total departures performed: Scheduled service	Total departures performed: Nonscheduled service	Total departures performed: All services	Departures scheduled	Scheduled departures completed: Number	Scheduled departures completed: Percent of departures scheduled
	1	2	3	4	5	6	7	8	9
1	TOTAL FOR 50 U.S. STATES	TOTAL	(CONT.)						
2			DHC-6	25149	14	25163			
3			BH-99	32151	24	32175			
4			PA-31/34/39	810		810			
5			SWEAR-METRO I	33712	1	33713			
6			EMBRAER	8		8			
7			A-300-B2	4151		4151			
8			DC-8-62	1059	211	1270			
9			DC-8-63	106	84	190			
10			DC-8-50	17		17			
11			DC-8-61		7	7			
12			*DC-6-03F	373	1	374			
13			*DC-8-63	18	2	20			
14			*B-707-300C	171	4	175			
15			*B-707-300	74		74			
16			*DC-9-30		121	121			
17			*CV-640	4590	48	4638			
18			*DC-8-50F	235	2	237			
19			*DC-6	2842	14	2856			
20			*DC-8-30	351	3	354			
21			*B-737-200C	377		377			
22			DASH-7	41548	1035	42583			
23			DC-9-15F	16		16			
24			BAC-111-400	1358	18	1376			
25			BAE-748	3460	2	3462			
26			SHORTS 360	10526		10526			
27			SD3-30	1616		1616			
28			L-100-30		3	3			
29			ALL TYPES	5454042	22591	5476633	5562245	5411055	97.28
30									
31	OTHER U.S. AREAS==========								
32	AMERICAN SAMOA								
33	----------								
34									
35	OFU, MANU'A								
36	(OFU, MANU'A)	HK---INTERNATIONAL	DHC-6	88		88			
37			ALL TYPES	88		88	88	88	100.00
38									
39	PAGO PAGO								
40	(PAGO PAGO INTERNATIONAL)	HA---INTERNATIONAL	DC-8-62	228		228			
41			ALL TYPES	228		228	225	216	96.00
42									
43		HK---INTERNATIONAL	B-707-300C	53		53			
44			DHC-6	1233		1233			
45			ALL TYPES	1286		1286	1293	1286	99.45
46									
47		MB---INTERNATIONAL	B-707-300C	49	31	80			
48			ALL TYPES	49	31	80	48	48	100.00
49									
50	COMMUNITY TOTAL	INTERNATIONAL	DC-8-62	228		228			
51			B-707-300C	102	31	133			
52			DHC-6	1233		1233			
53			ALL TYPES	1563	31	1594	1566	1550	98.97
54									
55	TAU MANUA								
56	(TAU MANUA)	HK---INTERNATIONAL	DHC-6	138		138			
57			ALL TYPES	138		138	138	138	100.00
58									
59	CAROLINE ISLANDS								
60	----------								
61									
62	KOROR, PALAU IS.								
63	(KOROR)	CC---INTERNATIONAL	B-727-100	274		274			
64			B-727-200	77		77			
65			ALL TYPES	351		351	338	331	97.92
66									
67		HK---INTERNATIONAL	B-707-300C	17		17			
68			ALL TYPES	17		17	9	9	100.00
69									
70	COMMUNITY TOTAL	INTERNATIONAL	B-727-100	274		274			
71			B-727-200	77		77			
72			B-707-300C	17		17			
73			ALL TYPES	369		369	347	340	97.98
74									
75	PONAPE								
76	(PONAPE HARBOR SPB)	CC---INTERNATIONAL	B-727-100	384		384			
77			B-727-200	9		9			
78			ALL TYPES	393		393	387	380	98.19
79									
80	TRUK								
81	(TRUK)	CC---INTERNATIONAL	B-727-100	433		433			
82			B-727-200	9		9			
83			ALL TYPES	442		442	433	428	98.84
84									
85	YAP								
86	(YAP)	CC---INTERNATIONAL	B-727-100	188		188			
87			B-727-200	32		32			
88			ALL TYPES	220		220	216	211	97.68
89									
90	GUAM								
91	----------								
92									
93	AGANA								
94	(AGANA FIELD)	AG---INTERNATIONAL	DC-10-30	11		11			
95			ALL TYPES	11		11	11	11	100.00
96									
97		CC---INTERNATIONAL	B-727-100	1278		1278			
98			DC-10-10	106		106			
99			B-727-200	1102		1102			
100			DC-10-30	175		175			
101			ALL TYPES	2661		2661	2605	2559	98.23
102									
103		HK---INTERNATIONAL	B-707-300C	35		35			
104			DHC-6	585		585			
105			ALL TYPES	620		620	597	597	100.00
106									
107		NW---INTERNATIONAL	B-747	207		207			
108			ALL TYPES	207		207	209	207	99.04
109									
110		PA---INTERNATIONAL	B-747-200	1		1			
111			ALL TYPES	1		1	1	1	100.00
112									

TABLE 7
AIRCRAFT DEPARTURES SCHEDULED AND AIRCRAFT DEPARTURES PERFORMED,
BY TYPE OF OPERATION, BY AIRCRAFT TYPE, BY COMMUNITY, AND BY CARRIER

12 MONTHS ENDED DECEMBER 31, 1985

Line No.	Area state or country Community (Airport name)	Carrier and type of operation	Type of aircraft	Total departures performed: Scheduled service	Total departures performed: Nonscheduled service	Total departures performed: All services	Departures scheduled	Scheduled departures completed: Number	Scheduled departures completed: Percent of departures scheduled
	1	2	3	4	5	6	7	8	9
1	COMMUNITY TOTAL	INTERNATIONAL	DC-10-30	186		186			
2			B-727-100	1278		1278			
3			DC-10-10	106		106			
4			B-727-200	1102		1102			
5			B-707-300C	35		35			
6			DHC-6	565		565			
7			B-747	207		207			
8			B-747-200	1		1			
9			ALL TYPES	3500		3500	3423	3375	98.59
10	JOHNSTON ISLAND								
11									
12									
13	JOHNSTON ISLAND								
14	(JOHNSTON AFB)	CC---INTERNATIONAL	B-727-100	224		224			
15			B-727-200	4		4			
16			ALL TYPES	228		228	218	217	99.54
17									
18	MARIANA ISLANDS								
19									
20									
21	ROTA								
22	(ROTA)	CC---INTERNATIONAL	B-727-100	244		244			
23			B-727-200	65		65			
24			ALL TYPES	309		309	301	293	97.34
25									
26		HK---INTERNATIONAL	DHC-6	573		573			
27			ALL TYPES	573		573	573	573	100.00
28									
29	COMMUNITY TOTAL	INTERNATIONAL	B-727-100	244		244			
30			B-727-200	65		65			
31			DHC-6	573		573			
32			ALL TYPES	882		882	874	866	99.08
33									
34	SAIPAN								
35	(SAIPAN)	CC---INTERNATIONAL	B-727-100	703		703			
36			B-727-200	1656		1656			
37			DC-10-10	34		34			
38			DC-10-30	67		67			
39			ALL TYPES	2460		2460	2463	2412	97.92
40									
41		HK---INTERNATIONAL	DHC-6	565		565			
42			ALL TYPES	565		565	565	565	100.00
43									
44	COMMUNITY TOTAL	INTERNATIONAL	B-727-100	703		703			
45			B-727-200	1656		1656			
46			DC-10-10	34		34			
47			DC-10-30	67		67			
48			DHC-6	565		565			
49			ALL TYPES	3025		3025	3028	2977	98.31
50									
51	TINIAN								
52	(TINIAN)	HK---INTERNATIONAL	DHC-6	119		119			
53			ALL TYPES	119		119	119	119	100.00
54									
55	MARSHALL ISLANDS								
56									
57									
58	KWAJALEIN								
59	(KWAJALEIN TEST SITE)	CC---INTERNATIONAL	B-727-100	328		328			
60			B-727-200	6		6			
61			DC-10-30	1		1			
62			ALL TYPES	335		335	331	328	99.09
63									
64	MAJURO								
65	(MAJURO)	CC---INTERNATIONAL	B-727-100	342		342			
66			DC-10-10	1		1			
67			B-727-200	7		7			
68			ALL TYPES	350		350	329	326	99.08
69									
70		HK---INTERNATIONAL	B-707-300C	22		22			
71			ALL TYPES	22		22	16	16	100.00
72									
73	COMMUNITY TOTAL	INTERNATIONAL	B-727-100	342		342			
74			DC-10-10	1		1			
75			B-727-200	7		7			
76			B-707-300C	22		22			
77			ALL TYPES	372		372	345	342	99.13
78									
79	MIDWAY ISLAND								
80									
81									
82	MIDWAY ISLAND								
83	(SAND ISLAND FIELD)	PA---INTERNATIONAL	B-747-200	1		1			
84			ALL TYPES	1		1	1	1	100.00
85									
86	PUERTO RICO								
87									
88									
89	AGUADILLA								
90	(RAMEY AFB)	JB---DOMESTIC	B-727-100	77		77			
91			DC-10-10	20		20			
92			B-727-200	55		55			
93			ALL TYPES	152		152	152	152	100.00
94									
95	SAN JUAN								
96	(PUERTO RICO INTERNATIONAL)	AA---DOMESTIC	DC-10-10	1527		1527			
97			B-727-200	697		697			
98			B-727-100	6		6			
99			ALL TYPES	2630		2630	2650	2597	98.00
100									
101		AA---INTERNATIONAL	DC-10-10	362		362			
102			B-727-100	1		1			
103			B-727-200	43		43			
104			ALL TYPES	406		406	410	406	99.02
105									
106		AA---TOTAL	DC-10-10	2289		2289			
107			B-727-200	740		740			
108			B-727-100	7		7			
109			ALL TYPES	3036		3036	3060	3003	98.13
110									
111		DL---DOMESTIC	L-1011/DC-9/20	729		729			
112									

TABLE 7
AIRCRAFT DEPARTURES SCHEDULED AND AIRCRAFT DEPARTURES PERFORMED, BY TYPE OF OPERATION, BY AIRCRAFT TYPE, BY COMMUNITY, AND BY CARRIER

12 MONTHS ENDED DECEMBER 31, 1985

Line No.	Area, state or country Community (Airport name)	Carrier and type of operation	Type of aircraft	Total departures performed: Scheduled service	Total departures performed: Nonscheduled service	Total departures performed: All services	Departures scheduled	Scheduled departures completed: Number	Scheduled departures completed: Percent of departures scheduled
	1	2	3	4	5	6	7	8	9
1	PUERTO RICO INTERNATIONAL	DL---DOMESTIC	(CONT.)						
2			DC-8-71	40		40			
3			ALL TYPES	769		769	767	767	100.00
4									
5		EA---DOMESTIC	B-727-200	639		639			
6			L-1011/100/20	1289		1289			
7			A-300-84	2839		2839			
8			B-757-200	326		326			
9			A-300-82	8		8			
10			ALL TYPES	5101		5101	5175	5086	98.28
11									
12		EA---INTERNATIONAL	B-727-200	7		7			
13			L-1011/100/20	337		337			
14			B-757-200	1		1			
15			A-300-84	47		47			
16			ALL TYPES	392		392	383	382	99.73
17									
18		EA---TOTAL	B-727-200	646		646			
19			L-1011/100/20	1626		1626			
20			A-300-84	2886		2886			
21			B-757-200	327		327			
22			A-300-82	8		8			
23			ALL TYPES	5493		5493	5558	5468	98.38
24									
25		FT---DOMESTIC	*B-747	84		84			
26			*B-747F	158		158			
27			ALL TYPES	242		242	300	234	78.00
28									
29		JB---DOMESTIC	DC-8-50	18		18			
30			DC-8-62	507	15	522			
31			DC-8-63	83	4	87			
32			DC-10-30	104		104			
33			B-727-100	56		56			
34			DC-10-10	272	4	276			
35			*DC-8-63F	76		76			
36			B-727-200	86		86			
37			*DC-8-62	13		13			
38			*DC-8-63	7		7			
39			ALL TYPES	1222	23	1245	1326	1264	95.32
40									
41		JB---INTERNATIONAL	DC-8-63	14	3	17			
42			DC-8-62	26		26			
43			DC-8-50	4		4			
44			*DC-8-63	48		48			
45			*DC-8-63F	24		24			
46			*DC-8-62	3		3			
47			ALL TYPES	119	3	122	133	119	89.47
48									
49		JB---TOTAL	DC-8-50	22		22			
50			DC-8-62	533	15	548			
51			DC-8-63	97	7	104			
52			DC-10-30	104		104			
53			B-727-100	56		56			
54			DC-10-10	272	4	276			
55			*DC-8-63F	100		100			
56			B-727-200	86		86			
57			*DC-8-62	16		16			
58			*DC-8-63	55		55			
59			ALL TYPES	1341	26	1367	1459	1383	94.79
60									
61		PC---DOMESTIC	ALL TYPES						
62									
63		PA---INTERNATIONAL	B-727-100	1		1			
64			B-727-200	2		2			
65			B-747	2		2			
66			ALL TYPES	5		5			
67									
68		TB---DOMESTIC	L-1011/100/20	130		130			
69			ALL TYPES	130		130	132	130	98.48
70	AIRPORT TOTAL								
71		DOMESTIC	DC-10-10	2199	4	2203			
72			B-727-200	1422		1422			
73			B-727-100	62		62			
74			L-1011/100/20	2148		2148			
75			DC-8-71	40		40			
76			A-300-84	2839		2839			
77			B-757-200	326		326			
78			A-300-82	8		8			
79			*B-747	84		84			
80			*B-747F	158		158			
81			DC-8-50	18		18			
82			DC-8-62	507	15	522			
83			DC-8-63	83	4	87			
84			DC-10-30	104		104			
85			*DC-8-63F	76		76			
86			*DC-8-62	13		13			
87			*DC-8-63	7		7			
88			ALL TYPES	10094	23	10117	10350	10078	97.37
89									
90		INTERNATIONAL	DC-10-10	362		362			
91			B-727-100	2		2			
92			B-727-200	52		52			
93			L-1011/100/20	337		337			
94			B-757-200	1		1			
95			A-300-84	47		47			
96			DC-8-63	14	3	17			
97			DC-8-62	26		26			
98			DC-8-50	4		4			
99			*DC-8-63	48		48			
100			*DC-8-63F	24		24			
101			*DC-8-62	3		3			
102			B-747	2		2			
103			ALL TYPES	922	3	925	926	907	97.94
104									
105		TOTAL	DC-10-10	2561	4	2565			
106			B-727-200	1474		1474			
107			B-727-100	64		64			
108			L-1011/100/20	2485		2485			
109			DC-8-71	40		40			
110			A-300-84	2886		2886			
111			B-757-200	327		327			
112			A-300-82	8		8			

TABLE 7
AIRCRAFT DEPARTURES SCHEDULED AND AIRCRAFT DEPARTURES PERFORMED, BY TYPE OF OPERATION, BY AIRCRAFT TYPE, BY COMMUNITY, AND BY CARRIER

12 MONTHS ENDED DECEMBER 31, 1985

Line No.	Area, state or country Community (Airport name)	Carrier and type of operation	Type of aircraft	Total departures performed: Scheduled service	Total departures performed: Nonscheduled service	Total departures performed: All services	Departures scheduled	Scheduled departures completed: Number	Scheduled departures completed: Percent of departures scheduled
	1	2	3	4	5	6	7	8	9
1	AIRPORT TOTAL	TOTAL	(CONT.)						
2			*B-747	84		84			
3			*B-747F	158		158			
4			DC-6-50	22		22			
5			DC-8-62	533	15	548			
6			DC-8-63	97	7	104			
7			DC-10-30	104		104			
8			*DC-8-63F	100		100			
9			*DC-8-62	16		16			
10			*DC-8-63	55		55			
11			B-747	2		2			
12			ALL TYPES	11016	26	11042	11276	10985	97.41
13	(ROOSEVELT ROADS)	F1---DOMESTIC	*B-747	1		1			
14			ALL TYPES	1		1			
15									
16	COMMUNITY TOTAL BY CARRIER	AA---DOMESTIC	B-727-100	6		6			
17			B-727-200	697		697			
18			DC-10-10	1927		1927			
19			ALL TYPES	2630		2630	2650	2597	98.00
20									
21		AA---INTERNATIONAL	B-727-100	1		1			
22			B-727-200	43		43			
23			DC-10-10	362		362			
24			ALL TYPES	406		406	410	406	99.02
25									
26		AA---TOTAL	B-727-100	7		7			
27			B-727-200	740		740			
28			DC-10-10	2289		2289			
29			ALL TYPES	3036		3036	3060	3003	98.13
30									
31		EL---DOMESTIC	L-1011/100/20	729		729			
32			DC-8-71	40		40			
33			ALL TYPES	769		769	767	767	100.00
34									
35		EA---DOMESTIC	B-757-200	326		326			
36			A-300-84	2839		2839			
37			A-300-82	8		8			
38			B-727-200	639		639			
39			L-1011/100/20	1289		1289			
40			ALL TYPES	5101		5101	5175	5086	96.28
41									
42		EA---INTERNATIONAL	B-757-200	1		1			
43			A-300-84	47		47			
44			B-727-200	7		7			
45			L-1011/100/20	337		337			
46			ALL TYPES	392		392	383	382	99.73
47									
48		EA---TOTAL	B-757-200	327		327			
49			A-300-84	2886		2886			
50			A-300-82	3		8			
51			B-727-200	646		646			
52			L-1011/100/20	1626		1626			
53			ALL TYPES	5493		5493	5558	5468	98.38
54									
55		F1---DOMESTIC	*B-747	85		85			
56			*B-747F	158		158			
57			ALL TYPES	243		243	300	234	78.00
58									
59		JB---DOMESTIC	B-727-100	56		56			
60			B-727-200	86		86			
61			DC-10-10	272	4	276			
62			DC-10-30	104		104			
63			DC-8-50	18		18			
64			*DC-8-63F	76		76			
65			DC-8-62	507	15	522			
66			*DC-8-62	13		13			
67			DC-8-63	83	4	87			
68			*DC-8-63	7		7			
69			ALL TYPES	1222	23	1245	1326	1264	95.32
70									
71		JB---INTERNATIONAL	DC-8-50	4		4			
72			*DC-8-63F	24		24			
73			DC-8-62	26		26			
74			*DC-8-62	3		3			
75			DC-8-63	14	3	17			
76			*DC-8-63	48		48			
77			ALL TYPES	119	3	122	133	119	89.47
78									
79		JB---TOTAL	B-727-100	56		56			
80			B-727-200	86		86			
81			DC-10-10	272	4	276			
82			DC-10-30	104		104			
83			DC-8-50	22		22			
84			*DC-8-63F	100		100			
85			DC-8-62	533	15	548			
86			*DC-8-62	16		16			
87			DC-8-63	97	7	104			
88			*DC-8-63	55		55			
89			ALL TYPES	1341	26	1367	1459	1383	94.79
90									
91		PA---INTERNATIONAL	B-727-100	1		1			
92			B-727-200	2		2			
93			B-747	2		2			
94			ALL TYPES	5		5			
95									
96		TW---DOMESTIC	L-1011/100/20	130		130			
97			ALL TYPES	130		130	132	130	98.48
98									
99	COMMUNITY TOTAL	DOMESTIC	DC-10-10	2199	4	2203			
100			B-727-200	1422		1422			
101			B-727-100	62		62			
102			L-1011/100/20	2143		2143			
103			DC-8-71	40		40			
104			A-300-84	2839		2839			
105			B-757-200	326		326			
106			A-300-82	8		8			
107			*B-747	85		85			
108			*B-747F	158		158			
109			DC-8-50	18		18			
110			DC-8-62	507	15	522			
111			DC-8-63	83	4	87			
112									

TABLE 7
AIRCRAFT DEPARTURES SCHEDULED AND AIRCRAFT DEPARTURES PERFORMED,
BY TYPE OF OPERATION, BY AIRCRAFT TYPE, BY COMMUNITY, AND BY CARRIER

12 MONTHS ENDED DECEMBER 31, 1985

Line No.	Area, state or country Community (Airport name)	Carrier and type of operation	Type of aircraft	Total departures performed: Scheduled service	Nonscheduled service	All services	Departures scheduled	Scheduled departures completed: Number	Percent of departures scheduled
	1	2	3	4	5	6	7	8	9
1	COMMUNITY TOTAL	DOMESTIC	(CONT.)						
2			DC-10-30	104		104			
3			*DC-8-63F	76		76			
4			*DC-8-62	13		13			
5			*DC-8-63	7		7			
6			ALL TYPES	10095	23	10118	10350	10078	97.37
7		INTERNATIONAL	DC-10-10	362		362			
8			B-727-100	2		2			
9			B-727-200	52		52			
10			L-1011/100/20	337		337			
11			B-757-200	1		1			
12			A-300-B4	47		47			
13			DC-8-63	14	3	17			
14			DC-8-62	26		26			
15			DC-8-50	4		4			
16			*DC-8-63	48		48			
17			*DC-8-63F	24		24			
18			*DC-8-62	3		3			
19			B-747	2		2			
20			ALL TYPES	922	3	925	926	907	97.94
21									
22		TOTAL	DC-10-10	2561	4	2565			
23			B-727-200	1474		1474			
24			B-727-100	64		64			
25			L-1011/100/20	2485		2485			
26			DC-8-71	40		40			
27			A-300-B4	2886		2886			
28			B-757-200	327		327			
29			A-300-B2	9		9			
30			*B-747	85		85			
31			*B-747F	158		158			
32			DC-8-50	22		22			
33			DC-8-62	533	15	548			
34			DC-8-63	97	7	104			
35			DC-10-30	104		104			
36			*DC-8-63F	100		100			
37			*DC-8-62	16		16			
38			*DC-8-63	55		55			
39			B-747	2		2			
40			ALL TYPES	11017	26	11043	11276	10985	97.41
41									
42	VIRGIN ISLANDS, U.S.								
43	----------								
44									
45	CHARLOTTE AMALIE								
46	(HARRY S.TRUMAN)	AA---DOMESTIC	B-727-100	212		212			
47			B-727-200	650		650			
48			ALL TYPES	862		862	891	849	95.28
49									
50		EA---DOMESTIC	B-727-200	6		6			
51			B-757-200	700		700			
52			ALL TYPES	706		706	729	705	96.70
53									
54		PL---DOMESTIC	B-737-100/200	181		181			
55			ALL TYPES	181		181	184	181	98.36
56									
57		PA---DOMESTIC	B-727-200	90		90			
58			A-300-B4	109		109			
59			ALL TYPES	199		199	199	199	100.00
60									
61		PA---INTERNATIONAL	B-727-200	873		873			
62			A-300-B4	75		75			
63			ALL TYPES	948		948	1051	945	89.91
64									
65		PA---TOTAL	B-727-200	963		963			
66			A-300-B4	184		184			
67			ALL TYPES	1147		1147	1250	1144	91.52
68									
69		2R---DOMESTIC	B-737-100/200	180		180			
70			ALL TYPES	180		180	181	180	99.44
71									
72	COMMUNITY TOTAL	DOMESTIC	B-727-100	212		212			
73			B-727-200	746		746			
74			B-757-200	700		700			
75			B-737-100/200	361		361			
76			A-300-B4	109		109			
77			ALL TYPES	2128		2128	2184	2114	96.79
78									
79		INTERNATIONAL	B-727-200	873		873			
80			A-300-B4	75		75			
81			ALL TYPES	948		948	1051	945	89.91
82									
83		TOTAL	B-727-100	212		212			
84			B-727-200	1619		1619			
85			B-757-200	700		700			
86			B-737-100/200	361		361			
87			A-300-B4	184		184			
88			ALL TYPES	3076		3076	3235	3059	94.55
89									
90	CHRISTIANSTED,ST.CROIX								
91	(ALEXANDER HAMILTON)	AA---DOMESTIC	DC-10-10	184		184			
92			B-727-200	684		684			
93			B-727-100	218		218			
94			ALL TYPES	1086		1086	1119	1074	95.97
95									
96		AA---INTERNATIONAL	B-727-200	1		1			
97			ALL TYPES	1		1	1	1	100.00
98									
99		AA---TOTAL	DC-10-10	184		184			
100			B-727-200	685		685			
101			B-727-100	218		218			
102			ALL TYPES	1087		1087	1120	1075	95.98
103									
104		EA---DOMESTIC	B-727-200	7		7			
105			B-757-200	705		705			
106			ALL TYPES	712		712	729	706	96.84
107									
108		PL---DOMESTIC	B-737-100/200	184		184			
109			ALL TYPES	184		184	184	184	100.00
110									
111		PA---DOMESTIC	B-727-200	146		146			
112									

TABLE 7
AIRCRAFT DEPARTURES SCHEDULED AND AIRCRAFT DEPARTURES PERFORMED,
BY TYPE OF OPERATION, BY AIRCRAFT TYPE, BY COMMUNITY, AND BY CARRIER

12 MONTHS ENDED DECEMBER 31, 1985

Line No.	Area, state or country Community (Airport name)	Carrier and type of operation	Type of aircraft	Total departures performed: Scheduled service	Total departures performed: Nonscheduled service	Total departures performed: All services	Departures scheduled	Scheduled departures completed: Number	Scheduled departures completed: Percent of departures scheduled
	1	2	3	4	5	6	7	8	9
1	ALEXANDER HAMILTON	PA---DOMESTIC	(CONT.)						
2			A-300-B4	109		109			
3			ALL TYPES	255		255	255	255	100.00
4		PA---INTERNATIONAL	B-727-200	553		553			
5			A-300-B4	76		76			
6			ALL TYPES	629		629	703	621	88.33
7									
8		PA---TOTAL	B-727-200	695		695			
9			A-300-B4	185		185			
10			ALL TYPES	864		864	958	876	91.44
11									
12		ZP---DOMESTIC	B-737-100/200	182		182			
13			ALL TYPES	182		182	182	182	100.00
14									
15	COMMUNITY TOTAL	DOMESTIC	DC-10-10	184		184			
16			B-727-200	837		837			
17			B-727-100	218		218			
18			B-757-200	705		705			
19			B-737-100/200	366		366			
20			A-300-B4	109		109			
21			ALL TYPES	2419		2419	2469	2401	97.24
22									
23		INTERNATIONAL	B-727-200	554		554			
24			A-300-B4	76		76			
25			ALL TYPES	630		630	704	622	88.35
26									
27		TOTAL	DC-10-10	184		184			
28			B-727-200	1391		1391			
29			B-727-100	218		218			
30			B-757-200	705		705			
31			B-737-100/200	366		366			
32			A-300-B4	185		185			
33			ALL TYPES	3049		3049	3173	3023	95.27
34									
35	WAKE ISLAND								
36									
37									
38	WAKE ISLAND (WAKE FIELD)	PA---INTERNATIONAL	B-747-200	1		1			
39			ALL TYPES	1		1	1	1	100.00
40									
41									
42	OVER-ALL TOTAL FOR OTHER U.S. AREAS	DOMESTIC	B-727-100	569		569			
43			DC-10-10	2403	4	2407			
44			B-727-200	3060		3060			
45			L-1011/100/20	2148		2148			
46			DC-8-71	40		40			
47			A-300-B4	3057		3057			
48			B-757-200	1731		1731			
49			A-300-B2	8		8			
50			*B-747	85		85			
51			*B-747F	158		158			
52			DC-8-50	18		18			
53			DC-8-62	507	15	522			
54			DC-8-63	83	4	87			
55			DC-10-30	104		104			
56			*DC-8-63F	76		76			
57			*DC-8-62	13		13			
58			*DC-8-63	7		7			
59			B-737-100/200	727		727			
60			ALL TYPES	14794	23	14817	15155	14745	97.29
61									
62		INTERNATIONAL	DHC-6	3301		3301			
63			DC-8-62	254		254			
64			B-707-300C	176	31	207			
65			B-727-100	4400		4400			
66			B-727-200	4446		4446			
67			DC-10-30	254		254			
68			DC-10-10	503		503			
69			B-747	209		209			
70			B-747-200	3		3			
71			L-1011/100/20	337		337			
72			B-757-200	1		1			
73			A-300-B4	198		198			
74			DC-8-63	14	3	17			
75			DC-8-50	4		4			
76			*DC-8-63	48		48			
77			*DC-8-63F	24		24			
78			*DC-8-62	3		3			
79			ALL TYPES	14175	34	14209	14196	13835	97.45
80									
81		TOTAL	DHC-6	3301		3301			
82			DC-8-62	761	15	776			
83			B-707-300C	176	31	207			
84			B-727-100	4969		4969			
85			B-727-200	7506		7506			
86			DC-10-30	358		358			
87			DC-10-10	2506	4	2510			
88			B-747	209		209			
89			B-747-200	3		3			
90			L-1011/100/20	2485		2485			
91			DC-8-71	40		40			
92			A-300-B4	3255		3255			
93			B-757-200	1732		1732			
94			A-300-B2	8		8			
95			*B-747	85		85			
96			*B-747F	158		158			
97			DC-8-50	22		22			
98			DC-8-63	97	7	104			
99			*DC-8-63F	100		100			
100			*DC-8-62	16		16			
101			*DC-8-63	55		55			
102			B-737-100/200	727		727			
103			ALL TYPES	28969	57	29026	29351	28580	97.37
104									
105									
106									
107									
108									
109									
110									
111									
112									

TABLE 7
AIRCRAFT DEPARTURES SCHEDULED AND AIRCRAFT DEPARTURES PERFORMED,
BY TYPE OF OPERATION, BY AIRCRAFT TYPE, BY COMMUNITY, AND BY CARRIER

12 MONTHS ENDED DECEMBER 31, 1985

Line No.	Area, state or country Community (Airport name)	Carrier and type of operation	Type of aircraft	Total departures performed: Scheduled service	Total departures performed: Nonscheduled service	Total departures performed: All services	Departures scheduled	Scheduled departures completed: Number	Scheduled departures completed: Percent of departures scheduled
	1	2	3	4	5	6	7	8	9
1	FOREIGN COUNTRIES==========								
2									
3	ARGENTINA								
4	----------								
5									
6	BUENOS AIRES								
7	(EZEIZA)	EA---INTERNATIONAL	L-1011/100/20	180		180			
8			DC-10-30	23		23			
9			ALL TYPES	203		203	208	203	97.59
10									
11		FT---INTERNATIONAL	*B-747F	69		69			
12			*B-747	28		28			
13			ALL TYPES	97		97	103	96	93.20
14									
15		PA---INTERNATIONAL	L-1011-500 TR	577		577			
16			B-747	28		28			
17			B-747SP	1		1			
18			B-747-200	3		3			
19			ALL TYPES	609		609	660	605	91.66
20									
21	COMMUNITY TOTAL	INTERNATIONAL	L-1011/100/20	180		180			
22			DC-10-30	23		23			
23			*B-747F	69		69			
24			*B-747	28		28			
25			L-1011-500 TR	577		577			
26			B-747	28		28			
27			B-747SP	1		1			
28			B-747-200	3		3			
29			ALL TYPES	909		909	971	904	93.09
30									
31	AUSTRALIA								
32	----------								
33									
34	BRISBANE								
35	(ARCHER FIELD)	FT---INTERNATIONAL	*B-747F	1		1			
36			ALL TYPES	1		1			
37									
38	DARWIN								
39	(DARWIN)	FT---INTERNATIONAL	*B-747	1		1			
40			ALL TYPES	1		1			
41									
42	MELBOURNE								
43	(TULLAMARINE INTERNATIONAL)	CC---INTERNATIONAL	DC-10-30	163		163			
44			DC-10-10	32		32			
45			ALL TYPES	195		195	201	193	96.01
46									
47		FT---INTERNATIONAL	*B-747F	39		39			
48			*B-747	16		16			
49			ALL TYPES	55		55			
50									
51		PA---INTERNATIONAL	B-747	41		41			
52			B-747SP	134		134			
53			B-747-200	3		3			
54			ALL TYPES	178		178	203	174	85.71
55									
56	COMMUNITY TOTAL	INTERNATIONAL	DC-10-30	163		163			
57			DC-10-10	32		32			
58			*B-747F	39		39			
59			*B-747	16		16			
60			B-747	41		41			
61			B-747SP	134		134			
62			B-747-200	3		3			
63			ALL TYPES	428		428	404	367	90.84
64									
65	SYDNEY								
66	(KINGFORD SMITH)	CC---INTERNATIONAL	DC-10-10	88		88			
67			DC-10-30	403		403			
68			ALL TYPES	491		491	508	490	96.45
69									
70		FT---INTERNATIONAL	*B-747F	76		76			
71			*B-747	29		29			
72			ALL TYPES	105		105	105	91	86.66
73									
74		PA---INTERNATIONAL	B-747	205		205			
75			B-747SP	284		284			
76			B-747-200	13		13			
77			ALL TYPES	502		502	550	501	91.09
78									
79	COMMUNITY TOTAL	INTERNATIONAL	DC-10-10	88		88			
80			DC-10-30	403		403			
81			*B-747F	76		76			
82			*B-747	29		29			
83			B-747	205		205			
84			B-747SP	284		284			
85			B-747-200	13		13			
86			ALL TYPES	1058		1058	1163	1082	93.03
87									
88	AUSTRIA								
89	----------								
90									
91	VIENNA								
92	(SCHWECHAT)	PA---INTERNATIONAL	B-737-100/200	170	1	171			
93			B-737-200C	33		33			
94			B-747-200	9	1	10			
95			B-747	121		121			
96			B-727-200	11		11			
97			ALL TYPES	344	2	346	373	337	90.34
98									
99	BAHAMAS								
100	----------								
101									
102	FREEPORT								
103	(FREEPORT INTERNATIONAL)	EA---INTERNATIONAL	B-727-100	18		18			
104			B-727-200	694	1	695			
105			L-1011/100/20	74	8	82			
106			DC-9-50		1	1			
107			A-300-B4	1		1			
108			ALL TYPES	787	10	797	796	783	98.36
109									
110		PA---INTERNATIONAL	B-747	55		55			
111			B-727-200	226		226			
112			B-747SP	2		2			

TABLE 7
AIRCRAFT DEPARTURES SCHEDULED AND AIRCRAFT DEPARTURES PERFORMED,
BY TYPE OF OPERATION, BY AIRCRAFT TYPE, BY COMMUNITY, AND BY CARRIER

12 MONTHS ENDED DECEMBER 31, 1985

Line No.	Area, state or country Community (Airport name)	Carrier and type of operation	Type of aircraft	Total departures performed: Scheduled service	Total departures performed: Nonscheduled service	Total departures performed: All services	Departures scheduled	Scheduled departures completed: Number	Scheduled departures completed: Percent of departures scheduled
	1	2	3	4	5	6	7	8	9
1	FREEPORT INTERNATIONAL	PA---INTERNATIONAL	(CONT.)						
2			B-747-200	5		5			
3			A-300-B4	7		7			
4			L-1011-500 TR	2		2			
5			ALL TYPES	337		337	337	326	96.73
6		TW---DOMESTIC	B-727-100	1		1			
7			B-727-200	18		18			
8			L-1011/100/20	40		40			
9			ALL TYPES	59		59	61	59	96.72
10									
11		UA---DOMESTIC	B-727-200	217		217			
12			B-727-100	1		1			
13			ALL TYPES	218		218	220	217	98.63
14									
15	COMMUNITY TOTAL	DOMESTIC	B-727-100	2		2			
16			B-727-200	235		235			
17			L-1011/100/20	40		40			
18			ALL TYPES	277		277	281	276	98.22
19									
20		INTERNATIONAL	B-727-100	18		18			
21			B-727-200	920	1	921			
22			L-1011/100/20	74	8	82			
23			DC-9-50		1	1			
24			A-300-B4	8		8			
25			B-747	95		95			
26			B-747SP	2		2			
27			B-747-200	5		5			
28			L-1011-500 TR	2		2			
29			ALL TYPES	1124	10	1134	1133	1109	97.86
30									
31		TOTAL	B-727-100	20		20			
32			B-727-200	1155	1	1156			
33			L-1011/100/20	114	8	122			
34			DC-9-50		1	1			
35			A-300-B4	8		8			
36			B-747	95		95			
37			B-747SP	2		2			
38			B-747-200	5		5			
39			L-1011-500 TR	2		2			
40			ALL TYPES	1401	10	1411	1414	1385	97.94
41									
42	NASSAU								
43	(NASSAU INTERNATIONAL)	DL---INTERNATIONAL	B-727-200	506	2	508			
44			L-1011/100/20	713		713			
45			DC-9-30		1	1			
46			DC-8-71		2	2			
47			ALL TYPES	1219	5	1224	1216	1214	99.83
48									
49		EA---DOMESTIC	A-300-B4	1		1			
50			ALL TYPES	1		1			
51									
52		EA---INTERNATIONAL	DC-9-30	124		124			
53			B-727-200	606	5	611			
54			L-1011/100/20	561	2	563			
55			A-300-B4	218		218			
56			DC-9-50	151		151			
57			B-757-200	352		352			
58			B-727-100	134		134			
59			A-300-B2	5		5			
60			ALL TYPES	2151	7	2158	2216	2147	96.88
61									
62		EA---TOTAL	A-300-B4	219		219			
63			DC-9-30	124		124			
64			B-727-200	606	5	611			
65			L-1011/100/20	561	2	563			
66			DC-9-50	151		151			
67			B-757-200	352		352			
68			B-727-100	134		134			
69			A-300-B2	5		5			
70			ALL TYPES	2152	7	2159	2216	2147	96.88
71									
72		PA---INTERNATIONAL	B-747	237		237			
73			B-727-200	27		27			
74			B-747SP	10		10			
75			B-747-200	14	1	15			
76			A-300-B4	182		182			
77			L-1011-500 TR	7		7			
78			ALL TYPES	477	1	478	482	466	96.68
79									
80		TW---DOMESTIC	B-727-100	1		1			
81			B-727-200	18		18			
82			L-1011/100/20	59		59			
83			ALL TYPES	78		78	81	78	96.29
84									
85		UA---DOMESTIC	B-727-200	217		217			
86			B-727-100	1		1			
87			ALL TYPES	218		218	220	218	99.09
88									
89	COMMUNITY TOTAL	DOMESTIC	A-300-B4	1		1			
90			B-727-100	2		2			
91			B-727-200	235		235			
92			L-1011/100/20	59		59			
93			ALL TYPES	297		297	301	296	98.33
94									
95		INTERNATIONAL	B-727-200	1139	7	1146			
96			L-1011/100/20	1274	2	1276			
97			DC-9-30	124	1	125			
98			DC-8-71		2	2			
99			A-300-B4	400		400			
100			DC-9-50	151		151			
101			B-757-200	352		352			
102			B-727-100	134		134			
103			A-300-B2	5		5			
104			B-747	237		237			
105			B-747SP	10		10			
106			B-747-200	14	1	15			
107			L-1011-500 TR	7		7			
108			ALL TYPES	3847	13	3860	3914	3827	97.77
109									
110		TOTAL	B-727-200	1374	7	1381			
111			L-1011/100/20	1333	2	1335			
112									

TABLE 7
AIRCRAFT DEPARTURES SCHEDULED AND AIRCRAFT DEPARTURES PERFORMED
BY TYPE OF OPERATION, BY AIRCRAFT TYPE, BY COMMUNITY AND BY CARRIER

12 MONTHS ENDED DECEMBER 31, 1985

Line No.	Area, state or country Community (Airport name)	Carrier and type of operation	Type of aircraft	Total departures performed: Scheduled service	Total departures performed: Nonscheduled service	Total departures performed: All services	Departures scheduled	Scheduled departures performed: Number	Scheduled departures performed: Percent of departures scheduled
	1	2	3	4	5	6	7	8	9
1	COMMUNITY TOTAL	TOTAL	(CONT.)						
2			DC-9-30	124	1	125			
3			DC-8-71		2	2			
4			A-300-84	401		401			
5			DC-9-50	151		151			
6			B-727-200	352		352			
7			B-727-100	136		136			
8			A-300-B2	5		5			
9			B-747	237		237			
10			B-747SP	10		10			
11			B-747-200	14	1	15			
12			L-1011-500 TR	7		7			
13			ALL TYPES	4144	13	4157	4215	4123	97.81
14	BAHRAIN								
15									
16									
17	BAHRAIN (MUHARRAQ)	FT---INTERNATIONAL	*B-747F	4		4			
18			*B-747	2		2			
19			ALL TYPES	6		6			
20									
21									
22	BARBADOS								
23									
24									
25	BRIDGETOWN (SEAWELL)	AA---INTERNATIONAL	DC-10-10	407		407			
26			B-727-200	322		322			
27			ALL TYPES	729		729	730	729	99.86
28									
29		EA---INTERNATIONAL	B-727-200	635		635			
30			L-1011/100/20	82	3	85			
31			B-727-100	2		2			
32			ALL TYPES	719	3	722	728	719	98.76
33									
34		FA---INTERNATIONAL	B-747	12		12			
35			B-727-200	623		623			
36			DC-10-30	2		2			
37			L-1011-500 TR	17		17			
38			B-747SP	3		3			
39			A-300-B4	597		597			
40			B-747-200	4		4			
41			ALL TYPES	1258		1258	1315	1243	94.52
42									
43	COMMUNITY TOTAL	INTERNATIONAL	DC-10-10	407		407			
44			B-727-200	1580		1580			
45			L-1011/100/20	82	3	85			
46			B-727-100	2		2			
47			B-747	12		12			
48			DC-10-30	2		2			
49			L-1011-500 TR	17		17			
50			B-747SP	3		3			
51			A-300-B4	597		597			
52			B-747-200	4		4			
53			ALL TYPES	2706	3	2709	2773	2691	97.04
54									
55									
56	BELGIUM								
57									
58									
59	BRUSSELS (NELSERGEK)	AA---INTERNATIONAL	DC-10-30	3		3			
60			ALL TYPES	3		3	4	3	75.00
61									
62		FF---INTERNATIONAL	B-747	186	11	197			
63			ALL TYPES	186	11	197	186	186	100.00
64									
65		FT---INTERNATIONAL	*B-747F	68		68			
66			*B-747	32		32			
67			ALL TYPES	100		100	96	81	84.37
68									
69		FA---INTERNATIONAL	B-727-200	8		8			
70			B-737-100/200	545	1	546			
71			B-737-200C	157		157			
72			B-747-230		1	1			
73			B-747	3	1	4			
74			ALL TYPES	713	3	716	735	701	95.37
75									
76		FE---INTERNATIONAL	B-747-200	113		113			
77			ALL TYPES	113		113	115	113	98.26
78									
79		TA---INTERNATIONAL	L-1011/100/20	137		137			
80			B-747	175		175			
81			B-747SP	23		23			
82			ALL TYPES	335		335	342	335	97.95
83									
84	COMMUNITY TOTAL	INTERNATIONAL	DC-10-30	3		3			
85			B-747	364	12	376			
86			*B-747F	68		68			
87			*B-747	32		32			
88			B-727-200	8		8			
89			B-737-100/200	545	1	546			
90			B-737-200C	157		157			
91			B-747-200	113	1	114			
92			L-1011/100/20	137		137			
93			B-747SP	23		23			
94			ALL TYPES	1450	14	1464	1478	1419	96.00
95									
96									
97	BERMUDA								
98									
99									
100	HAMILTON (KINDLEY FIELD)	AA---INTERNATIONAL	B-727-200	843		843			
101			DC-10-10	3		3			
102			B-727-100	1		1			
103			ALL TYPES	847		847	855	847	99.06
104									
105		DL---INTERNATIONAL	L-1011/100/20	679		679			
106			DC-8-71	35		35			
107			ALL TYPES	714		714	706	705	99.85
108									
109		EA---DOMESTIC	A-300-B4	2		2			
110			ALL TYPES	2		2			
111									
112									

TABLE 7
AIRCRAFT DEPARTURES SCHEDULED AND AIRCRAFT DEPARTURES PERFORMED,
BY TYPE OF OPERATION, BY AIRCRAFT TYPE, BY COMMUNITY, AND BY CARRIER

12 MONTHS ENDED DECEMBER 31, 1985

Line No.	Area, state or country Community (Airport name)	Carrier and type of operation	Type of aircraft	Total departures performed: Scheduled service	Total departures performed: Nonscheduled service	Total departures performed: All services	Departures scheduled	Scheduled departures completed: Number	Scheduled departures completed: Percent of departures scheduled
	1	2	3	4	5	6	7	8	9
1	KINDLEY FIELD	(CONT.)							
2		EA---INTERNATIONAL	B-727-200	1115	7	1122			
3			L-1011/100/20	180		180			
4			A-300-84	206		206			
5			ALL TYPES	1501	7	1508	1531	1500	97.97
6		EA---TOTAL	A-300-84	208		208			
7			B-727-200	1115	7	1122			
8			L-1011/100/20	180		180			
9			ALL TYPES	1503	7	1510	1531	1500	97.97
10		PA---INTERNATIONAL	B-727-200	269		269			
11			L-1011-500 TR	5		5			
12			A-300-84	11		11			
13			B-747	6		6			
14			B-747SP	2		2			
15			ALL TYPES	293		293	341	290	85.04
16	COMMUNITY TOTAL	DOMESTIC	A-300-84	2		2			
17			ALL TYPES	2		2			
18		INTERNATIONAL	B-727-200	2227	7	2234			
19			DC-10-10	3		3			
20			B-727-100	1		1			
21			L-1011/100/20	859		859			
22			DC-8-71	35		35			
23			A-300-84	217		217			
24			L-1011-500 TR	5		5			
25			B-747	6		6			
26			B-747SP	2		2			
27			ALL TYPES	3355	7	3362	3433	3342	97.34
28		TOTAL	B-727-200	2227	7	2234			
29			DC-10-10	3		3			
30			B-727-100	1		1			
31			L-1011/100/20	859		859			
32			DC-8-71	35		35			
33			A-300-84	219		219			
34			L-1011-500 TR	5		5			
35			B-747	6		6			
36			B-747SP	2		2			
37			ALL TYPES	3357	7	3364	3433	3342	97.34
38	BOLIVIA								
39	LA PAZ								
40	(LA PAZ)	EA---INTERNATIONAL	B-727-200	299		299			
41			ALL TYPES	299		299	311	299	96.14
42	BRAZIL								
43	GRAJAU								
44	(GRAJAU)	PA---INTERNATIONAL	B-727-100	364		364			
45			ALL TYPES	364		364	346	345	99.71
46	MANAUS								
47	(PONTA PELA)	FT---INTERNATIONAL	*B-747	17		17			
48			*B-747F	48		48			
49			ALL TYPES	65		65	61	57	93.44
50	RIO DE JANEIRO								
51	(GALEAO)	FT---INTERNATIONAL	*B-747	31		31			
52			*B-747F	73		73			
53			ALL TYPES	104		104	128	99	77.34
54		PA---INTERNATIONAL	B-747	54		54			
55			B-727-100	356		356			
56			L-1011-500 TR	743		743			
57			B-747-200	8		8			
58			B-747SP	8		8			
59			ALL TYPES	1249		1249	1240	1213	97.82
60	COMMUNITY TOTAL	INTERNATIONAL	*B-747	31		31			
61			*B-747F	73		73			
62			B-747	54		54			
63			B-727-100	356		356			
64			L-1011-500 TR	743		743			
65			B-747-200	8		8			
66			B-747SP	8		8			
67			ALL TYPES	1353		1353	1368	1312	95.90
68	SAO PAULO								
69	(CONGONHAS)	PA---INTERNATIONAL	B-727-100	19		19			
70			ALL TYPES	19		19	19	19	100.00
71	(VIRACOPOS)	FT---INTERNATIONAL	*B-747	52		52			
72			*B-747F	135		135			
73			ALL TYPES	187		187	165	157	95.15
74	COMMUNITY TOTAL BY CARRIER	FT---INTERNATIONAL	*B-747	52		52			
75			*B-747F	135		135			
76			ALL TYPES	187		187	165	157	95.15
77		PA---INTERNATIONAL	B-727-100	19		19			
78			ALL TYPES	19		19	19	19	100.00
79	COMMUNITY TOTAL	INTERNATIONAL	B-727-100	19		19			
80			*B-747	52		52			
81			*B-747F	135		135			
82			ALL TYPES	206		206	184	176	95.65
83	SENA MADUREIR								
84	(SENA MADUREIR)	FT---INTERNATIONAL	*B-747	4		4			
85			*B-747F	27		27			
86			ALL TYPES	31		31	26	26	100.00

TABLE 7
AIRCRAFT DEPARTURES SCHEDULED AND AIRCRAFT DEPARTURES PERFORMED, BY TYPE OF OPERATION, BY AIRCRAFT TYPE, BY COMMUNITY, AND BY CARRIER

12 MONTHS ENDED DECEMBER 31, 1985

Line No.	Area, state or country Community (Airport name)	Carrier and type of operation	Type of aircraft	Total departures performed: Scheduled service	Total departures performed: Nonscheduled service	Total departures performed: All services	Departures scheduled	Scheduled departures completed: Number	Scheduled departures completed: Percent of departures scheduled
	1	2	3	4	5	6	7	8	9
1	BRITISH HONDURAS								
3	BELIZE								
4	(BELIZE INTERNATIONAL)	VA---INTERNATIONAL	B-737-200C	50		50			
5			B-737-100/200	143		143			
6			ALL TYPES	193		193	193	193	100.00
8	BRITISH WEST INDIES								
11	GRAND CAYMAN								
12	(GEN ROBERTS)	RC---DOMESTIC	DC-9-50	471		471			
13			DC-9-30	247		247			
14			DC-9-10	27		27			
15			ALL TYPES	745		745	748	743	99.33
17	GRAND TURK								
18	(GRAND TURK)	PA---INTERNATIONAL	B-727-200	52		52			
19			ALL TYPES	52		52	53	52	98.11
21	PROVIDENCIALES								
22	(PROVIDENCIALES)	PA---INTERNATIONAL	B-727-200	12		12			
23			ALL TYPES	12		12	10	10	100.00
25	ANTIGUA								
26	(COOLIDGE FIELD)	AA---INTERNATIONAL	DC-10-10	336		336			
27			B-727-100	89		89			
28			B-727-200	58		58			
29			ALL TYPES	483		483	490	480	97.95
31		EA---INTERNATIONAL	L-1011/100/20	3		3			
32			A-300-B4	6		6			
33			B-757-200	464		464			
34			B-727-200	39		39			
35			ALL TYPES	512		512	518	512	98.84
37		JB---INTERNATIONAL	*DC-8-63	1		1			
38			*DC-8-62	1		1			
39			*DC-8-63F	1		1			
40			ALL TYPES	3		3	3	3	100.00
42		PA---INTERNATIONAL	B-747	154		154			
43			DC-10-30	33		33			
44			B-727-200	236		236			
45			L-1011-500 TR	3		3			
46			B-747-200	10		10			
47			A-300-B4	119		119			
48			B-747SP	2		2			
49			ALL TYPES	557		557	607	548	90.28
51	COMMUNITY TOTAL	INTERNATIONAL	DC-10-10	336		336			
52			B-727-100	89		89			
53			B-727-200	333		333			
54			L-1011/100/20	3		3			
55			A-300-B4	125		125			
56			B-757-200	464		464			
57			*DC-8-63	1		1			
58			*DC-8-62	1		1			
59			*DC-8-63F	1		1			
60			B-747	154		154			
61			DC-10-30	33		33			
62			L-1011-500 TR	3		3			
63			B-747-200	10		10			
64			B-747SP	2		2			
65			ALL TYPES	1555		1555	1618	1543	95.36
67	ST. KITTS								
68	(GOLDEN ROCK)	JB---INTERNATIONAL	*DC-8-63	2		2			
69			*DC-8-63F		1	1			
70			*DC-8-62	1		1			
71			ALL TYPES	3	1	4	3	3	100.00
73		PA---INTERNATIONAL	B-727-200	127		127			
74			ALL TYPES	127		127	137	124	90.51
76	COMMUNITY TOTAL	INTERNATIONAL	*DC-8-63	2		2			
77			*DC-8-63F		1	1			
78			*DC-8-62	1		1			
79			B-727-200	127		127			
80			ALL TYPES	130	1	131	140	127	90.71
82	ST. LUCIA								
83	(BEANE FIELD)	EA---INTERNATIONAL	B-727-200	252		252			
84			B-727-100	4		4			
85			ALL TYPES	256		256	257	256	99.61
87		PA---INTERNATIONAL	B-727-200	147		147			
88			A-300-B4	72		72			
89			B-747-200	1		1			
90			ALL TYPES	220		220	179	157	87.70
92	COMMUNITY TOTAL	INTERNATIONAL	B-727-200	399		399			
93			B-727-100	4		4			
94			A-300-B4	72		72			
95			B-747-200	1		1			
96			ALL TYPES	476		476	436	413	94.72
98	CANADA								
101	ABBOTSFORD B.C.								
102	(ABBOTSFORD)	BA---DOMESTIC	B-727-200	7		7			
103			ALL TYPES	7		7	5	5	100.00
105	CALGARY, ALBERTA								
106	(CALGARY MUNICIPAL)	AB---DOMESTIC	B-727-200	20		20			
107			ALL TYPES	20		20	22	20	90.90
109		CL---DOMESTIC	B-727-200	114		114			
110			B-727-100	939		939			
111			ALL TYPES	1053		1053	1066	1053	98.78

TABLE 7
AIRCRAFT DEPARTURES SCHEDULED AND AIRCRAFT DEPARTURES PERFORMED, BY TYPE OF OPERATION, BY AIRCRAFT TYPE, BY COMMUNITY, AND BY CARRIER

12 MONTHS ENDED DECEMBER 31, 1985

Line No.	Area, state or country Community (Airport name)	Carrier and type of operation	Type of aircraft	Total departures performed: Scheduled service	Total departures performed: Nonscheduled service	Total departures performed: All services	Departures scheduled	Scheduled departures completed: Number	Scheduled departures completed: Percent of departures scheduled
	1	2	3	4	5	6	7	8	9
1	CALGARY MUNICIPAL	(CONT.)							
2		C2---DOMESTIC	SWEAR-METRO I	33		33			
3			BAC-111-200	100		100			
4			BH-99	139		139			
5			BAC-111-400	100		100			
6			ALL TYPES	372		372	392	372	94.89
7		HF---DOMESTIC	B-737-100/200	639		639			
8			B-737-300	1	1	2			
9			ALL TYPES	640	1	641	657	640	97.41
10									
11		LA---DOMESTIC	B-727-100	20		20			
12			B-727-200	544		544			
13			ALL TYPES	564		564	578	564	97.57
14									
15		WA---DOMESTIC	B-727-200	2502		2502			
16			B-737-300	2		2			
17			B-737-100/200	164		164			
18			ALL TYPES	2668		2668	2683	2662	99.21
19									
20	COMMUNITY TOTAL	DOMESTIC	B-727-200	3180		3180			
21			B-727-100	959		959			
22			SWEAR-METRO I	33		33			
23			BAC-111-200	100		100			
24			BH-99	139		139			
25			BAC-111-400	100		100			
26			B-737-100/200	803		803			
27			B-737-300	3	1	4			
28			ALL TYPES	5317	1	5318	5398	5311	98.38
29									
30	EDMONTON, ALBERTA (INTERNATIONAL)								
31		AA---DOMESTIC	B-727-200	7		7			
32			ALL TYPES	7		7	8	7	87.50
33									
34		HP---DOMESTIC	B-737-100/200	282		282			
35			ALL TYPES	282		282	291	282	96.90
36									
37		NA---DOMESTIC	B-727-100	2		2			
38			B-727-200	361	2	363			
39			*B-747F	1		1			
40			ALL TYPES	364	2	366	365	363	99.45
41									
42		LA---DOMESTIC	B-727-100	10		10			
43			B-727-200	273		273			
44			ALL TYPES	283		283	289	283	97.92
45									
46		WA---DOMESTIC	B-727-200	1173		1173			
47			B-737-300	1		1			
48			ALL TYPES	1174		1174	1182	1171	99.06
49									
50	COMMUNITY TOTAL	DOMESTIC	B-727-200	1814	2	1816			
51			B-737-100/200	282		282			
52			B-727-100	12		12			
53			*B-747F	1		1			
54			B-737-300	1		1			
55			ALL TYPES	2110	2	2112	2135	2106	98.64
56									
57	GANDER, NEWFOUNDLAND (GANDER INTERNATIONAL)								
58		FT---INTERNATIONAL	*B-747	7		7			
59			*B-747F	26		26			
60			ALL TYPES	33		33			
61									
62	MONTREAL, QUEBEC (MONTREAL INTERNATIONAL)								
63		AA---DOMESTIC	B-727-100	110		110			
64			B-727-200	1285		1285			
65			DC-10-10	3		3			
66			ALL TYPES	1398		1398	1429	1398	97.83
67									
68		AL---DOMESTIC	DC-9-30	629	8	637			
69			B-737-100/200	41		41			
70			ALL TYPES	670	8	678	673	670	99.55
71									
72		DL---DOMESTIC	L-1011/100/20	559		559			
73			B-757-200	721		721			
74			DC-9-30		5	5			
75			B-727-200	728		728			
76			B-767-200	2		2			
77			B-737-100/200		1	1			
78			ALL TYPES	2010	6	2016	2037	2005	98.42
79									
80		EA---DOMESTIC	B-727-100	583		583			
81			B-727-200	1784		1784			
82			B-757-200	115		115			
83			DC-9-30	53		53			
84			L-1011/100/20		4	4			
85			A-300-84		2	2			
86			DC-9-50	227		227			
87			ALL TYPES	2762	6	2768	2818	2759	97.90
88									
89		JK---INTERNATIONAL	DC-8-62	4		4			
90			ALL TYPES	4		4	4	4	100.00
91									
92		PE---DOMESTIC	B-737-100/200	54		54			
93			B-727-200	474		474			
94			ALL TYPES	528		528	535	528	98.69
95									
96		PP---DOMESTIC	F-27 SERIES	67	1	68			
97			DHC-6	295		295			
98			BH-99	234		234			
99			PA-31/34/39	10		10			
100			F-28-4000/600	1		1			
101			ALL TYPES	607	1	608	656	606	92.37
102									
103		RC---DOMESTIC	DC-9-50	21		21			
104			DC-9-30	594		594			
105			DC-9-10	391		391			
106			ALL TYPES	1006		1006	1018	997	97.93
107									
108		LR---DOMESTIC	SWEAR-METRO I	262		262			
109			F-28-4000/600	564	7	571			
110			ALL TYPES	826	7	833	857	826	96.38
111									
112									

TABLE 7
AIRCRAFT DEPARTURES SCHEDULED AND AIRCRAFT DEPARTURES PERFORMED, BY TYPE OF OPERATION, BY AIRCRAFT TYPE, BY COMMUNITY, AND BY CARRIER

12 MONTHS ENDED DECEMBER 31, 1985

Line No.	Area, state or country Community (Airport name)	Carrier and type of operation	Type of aircraft	Total departures performed: Scheduled service	Total departures performed: Nonscheduled service	Total departures performed: All services	Departures scheduled	Scheduled departures completed: Number	Scheduled departures completed: Percent of departures scheduled
	1	2	3	4	5	6	7	8	9
1	COMMUNITY TOTAL	DOMESTIC	B-727-100	693		693			
2			B-727-200	4271		4271			
3			DC-10-10	3		3			
4			DC-9-30	1276	13	1289			
5			B-737-100/200	95	1	96			
6			L-1011/100/20	559	4	563			
7			B-757-200	836		836			
8			B-767-200	2		2			
9			A-300-84		2	2			
10			DC-9-50	248		248			
11			F-27 SERIES	67	1	68			
12			DHC-6	295		295			
13			BH-99	234		234			
14			PA-31/34/39	10		10			
15			F-28-4000/600	565	7	572			
16			DC-9-10	391		391			
17			SWEAR-METRO I	262		262			
18			ALL TYPES	9807	28	9835	10023	9789	97.66
19		INTERNATIONAL	DC-8-62	4		4			
20			ALL TYPES	4		4	4	4	100.00
21									
22		TOTAL	B-727-100	693		693			
23			B-727-200	4271		4271			
24			DC-10-10	3		3			
25			DC-9-30	1276	13	1289			
26			B-737-100/200	95	1	96			
27			L-1011/100/20	559	4	563			
28			B-757-200	836		836			
29			B-767-200	2		2			
30			A-300-84		2	2			
31			DC-9-50	248		248			
32			DC-8-62	4		4			
33			F-27 SERIES	67	1	68			
34			DHC-6	295		295			
35			BH-99	234		234			
36			PA-31/34/39	10		10			
37			F-28-4000/600	565	7	572			
38			DC-9-10	391		391			
39			SWEAR-METRO I	262		262			
40			ALL TYPES	9811	28	9839	10027	9793	97.66
41									
42	OTTAWA, ONTARIO								
43	(OTTAWA INTERNATIONAL)	EA---DOMESTIC	DC-9-30	4		4			
44			B-727-100	36		36			
45			B-727-200	708		708			
46			DC-9-50	42		42			
47			ALL TYPES	790		790	805	789	98.01
48									
49		PW---DOMESTIC	F-28-4000/600	627	3	630			
50			F-27 SERIES	162		162			
51			ALL TYPES	789	3	792	808	789	97.64
52									
53		UR---DOMESTIC	F-28-4000/600	1018	10	1028			
54			ALL TYPES	1018	10	1028	1043	1017	97.50
55									
56	COMMUNITY TOTAL	DOMESTIC	DC-9-30	4		4			
57			B-727-100	36		36			
58			B-727-200	708		708			
59			DC-9-50	42		42			
60			F-28-4000/600	1645	13	1658			
61			F-27 SERIES	162		162			
62			ALL TYPES	2597	13	2610	2656	2595	97.70
63									
64	REA POINT								
65	(REA POINT)	F1---INTERNATIONAL	*B-747	3		3			
66			*B-747F	10		10			
67			ALL TYPES	13		13			
68									
69	REGINA								
70	(REGINA)	FL---DOMESTIC	B-737-100/200	720		720			
71			ALL TYPES	720		720	728	720	98.90
72									
73	SASKATOON								
74	(SASKATOON)	FL---DOMESTIC	B-737-100/200	362		362			
75			ALL TYPES	362		362	363	362	99.72
76									
77	TORONTO, ONTARIO								
78	(TORONTO INTERNATIONAL)	AA---DOMESTIC	B-727-100	176		176			
79			B-727-200	3968		3968			
80			DC-10-10	997		997			
81			DC-9-80	1		1			
82			ALL TYPES	5142		5142	5237	5139	98.12
83									
84		AL---DOMESTIC	BAC-111-200	158		158			
85			DC-9-30	4854	148	5002			
86			B-727-200	107		107			
87			B-737-100/200	1002		1002			
88			B-737-300	446		446			
89			ALL TYPES	6567	148	6715	6705	6566	97.92
90									
91		EA---DOMESTIC	B-727-100	134		134			
92			B-727-200	1342	3	1345			
93			A-300-84	430		430			
94			B-757-200	792		792			
95			DC-9-50	1	1	2			
96			DC-9-30	3		3			
97			L-1011/100/20	133		133			
98			ALL TYPES	2835	4	2839	2890	2830	97.92
99									
100		JH---INTERNATIONAL	DC-8-63	1		1			
101			*DC-8-63F		1	1			
102			DC-8-62	4		4			
103			ALL TYPES	5	1	6	5	5	100.00
104									
105		FM---DOMESTIC	F-27 SERIES	388		388			
106			CV-580	2		2			
107			F-28-4000/600	2		2			
108			BH-99	20		20			
109			ALL TYPES	412		412	490	412	84.08
110									
111		RG---DOMESTIC	DC-9-30	381		381			
112									

TABLE 7
AIRCRAFT DEPARTURES SCHEDULED AND AIRCRAFT DEPARTURES PERFORMED,
BY TYPE OF OPERATION, BY AIRCRAFT TYPE, BY COMMUNITY, AND BY CARRIER

12 MONTHS ENDED DECEMBER 31, 1985

Line No.	Area, state or country Community (Airport name)	Carrier and type of operation	Type of aircraft	Total departures performed: Scheduled service	Total departures performed: Nonscheduled service	Total departures performed: All services	Departures scheduled	Scheduled departures completed: Number	Scheduled departures completed: Percent of departures scheduled
	1	2	3	4	5	6	7	8	9
1	TORONTO INTERNATIONAL	RC---DOMESTIC	(CONT.)						
2			DC-9-50	1646		1646			
3			DC-9-10	156		156			
4			B-727-200	80		80			
5			DC-9-80	120		120			
6			ALL TYPES	2383		2383	2442	2377	97.33
7		UA---DOMESTIC	B-737-100/200	593	3	595			
8			B-727-100	350	1	351			
9			B-727-200	583	3	586			
10			DC-10-10	5		5			
11			ALL TYPES	1531	7	1538	1562	1530	97.95
12									
13	COMMUNITY TOTAL	DOMESTIC	B-727-100	660	1	661			
14			B-727-200	6080	6	6086			
15			DC-10-10	1002		1002			
16			DC-9-80	121		121			
17			BAC-111-200	158		158			
18			DC-9-30	5238	148	5386			
19			B-737-100/200	1595	3	1598			
20			B-737-300	446		446			
21			A-300-B4	430		430			
22			B-757-200	792		792			
23			DC-9-50	1647	1	1648			
24			L-1011/100/20	133		133			
25			F-27 SERIES	388		388			
26			CV-580	2		2			
27			F-28-4000/600	2		2			
28			BH-99	20		20			
29			DC-9-10	156		156			
30			ALL TYPES	18870	159	19029	19326	18854	97.55
31									
32		INTERNATIONAL	DC-8-63	1		1			
33			*DC-8-63F		1	1			
34			DC-8-62	4		4			
35			ALL TYPES	5	1	6	5	5	100.00
36									
37		TOTAL	B-727-100	660	1	661			
38			B-727-200	6080	6	6086			
39			DC-10-10	1002		1002			
40			DC-9-80	121		121			
41			BAC-111-200	158		158			
42			DC-9-30	5238	148	5386			
43			B-737-100/200	1595	3	1598			
44			B-737-300	446		446			
45			A-300-B4	430		430			
46			B-757-200	792		792			
47			DC-9-50	1647	1	1648			
48			L-1011/100/20	133		133			
49			DC-8-63	1		1			
50			*DC-8-63F		1	1			
51			DC-8-62	4		4			
52			F-27 SERIES	388		388			
53			CV-580	2		2			
54			F-28-4000/600	2		2			
55			BH-99	20		20			
56			DC-9-10	156		156			
57			ALL TYPES	18875	160	19035	19331	18859	97.55
58									
59	VANCOUVER, BR. COLUMBIA								
60	(VANCOUVER INTERNATIONAL)	CE---DOMESTIC	DC-10-10	18		18			
61			DC-10-30	4		4			
62			ALL TYPES	22		22	23	22	95.65
63									
64		FL---DOMESTIC	B-737-100/200	724		724			
65			ALL TYPES	724		724	745	724	97.18
66									
67		DC---DOMESTIC	B-737-100/200	217		217			
68			B-737-300	123		123			
69			DC-9-80	67		67			
70			ALL TYPES	407		407	490	405	82.65
71									
72		UA---DOMESTIC	B-727-100	8		8			
73			B-727-200	1332		1332			
74			DC-8-71	55		55			
75			DC-10-10	10		10			
76			B-737-100/200	8		8			
77			ALL TYPES	1413		1413	1485	1413	95.15
78									
79		WA---DOMESTIC	B-737-100/200	83		83			
80			B-727-200	1740		1740			
81			DC-10-10	51		51			
82			B-737-300	2		2			
83			ALL TYPES	1876		1876	1919	1873	97.60
84									
85	COMMUNITY TOTAL	DOMESTIC	DC-10-10	79		79			
86			DC-10-30	4		4			
87			B-737-100/200	1032		1032			
88			B-737-300	125		125			
89			DC-9-80	67		67			
90			B-727-100	8		8			
91			B-727-200	3072		3072			
92			DC-8-71	55		55			
93			ALL TYPES	4442		4442	4662	4437	95.17
94									
95	WINNIPEG, MANITOBA								
96	(WINNIPEG INTERNATIONAL)	FL---DOMESTIC	B-737-100/200	660		660			
97			ALL TYPES	660		660	667	660	98.95
98									
99		AA---DOMESTIC	B-727-100	143		143			
100			B-727-200	821		821			
101			DC-10-40	131		131			
102			B-747	1		1			
103			B-757-200	1		1			
104			ALL TYPES	1097		1097	1094	1086	99.26
105									
106	COMMUNITY TOTAL	DOMESTIC	B-737-100/200	660		660			
107			B-727-100	143		143			
108			B-727-200	821		821			
109			DC-10-40	131		131			
110			B-747	1		1			
111			B-757-200	1		1			
112									

TABLE 7
AIRCRAFT DEPARTURES SCHEDULED AND AIRCRAFT DEPARTURES PERFORMED,
BY TYPE OF OPERATION, BY AIRCRAFT TYPE, BY COMMUNITY, AND BY CARRIER

12 MONTHS ENDED DECEMBER 31, 1985

Line No.	Area, state or country Community (Airport name)	Carrier and type of operation	Type of aircraft	Total departures performed: Scheduled service	Total departures performed: Nonscheduled service	Total departures performed: All services	Departures scheduled	Scheduled departures completed: Number	Scheduled departures completed: Percent of departures scheduled
	1	2	3	4	5	6	7	8	9
1	COMMUNITY TOTAL	DOMESTIC	(CONT.)						
2			ALL TYPES	1757		1757	1761	1746	99.14
3									
4	CHILE								
5									
6									
7	ARICA								
8	(CHACALLUTA)	EA---INTERNATIONAL	B-727-200	39		39			
9			ALL TYPES	39		39	54	31	57.40
10									
11	SANTIAGO								
12	(PUDAHUEZ)	EA---INTERNATIONAL	L-1011/100/20	359		359			
13			DC-10-30	19		19			
14			ALL TYPES	378		378	387	377	97.41
15									
16		PA---INTERNATIONAL	L-1011-500 TR	177		177			
17			ALL TYPES	177		177	193	175	90.67
18	COMMUNITY TOTAL	INTERNATIONAL	L-1011/100/20	359		359			
19			DC-10-30	19		19			
20			L-1011-500 TR	177		177			
21			ALL TYPES	555		555	580	552	95.17
22									
23	CHINA								
24									
25									
26	PEKING								
27	(CENTRAL)	PA---INTERNATIONAL	B-747SP	52		52			
28			B-747	21		21			
29			B-747-200	11		11			
30			A-300-B4	51		51			
31			ALL TYPES	135		135	136	135	99.26
32									
33	SHANGHAI								
34	(KIANG WAN)	NW---INTERNATIONAL	B-747	75		75			
35			*B-747F	1		1			
36			ALL TYPES	76		76	78	76	97.43
37									
38		PA---INTERNATIONAL	B-747	21		21			
39			B-747SP	52		52			
40			B-747-200	11		11			
41			A-300-B4	54		54			
42			ALL TYPES	138		138	136	135	99.26
43									
44	COMMUNITY TOTAL	INTERNATIONAL	B-747	96		96			
45			*B-747F	1		1			
46			B-747SP	52		52			
47			B-747-200	11		11			
48			A-300-B4	54		54			
49			ALL TYPES	214		214	214	211	98.59
50									
51	COLOMBIA								
52									
53									
54	BARRANQUILLA								
55	(SOLEDAD)	EA---INTERNATIONAL	B-727-200	220		220			
56			B-727-100	7		7			
57			ALL TYPES	227		227	232	227	97.84
58									
59	BOGOTA								
60	(EL DORADO)	EA---INTERNATIONAL	B-727-200	175		175			
61			L-1011/100/20	464		464			
62			ALL TYPES	639		639	643	637	99.06
63									
64		VV---INTERNATIONAL	*B-707-300	12		12			
65			ALL TYPES	12		12	12	12	100.00
66									
67	COMMUNITY TOTAL	INTERNATIONAL	B-727-200	175		175			
68			L-1011/100/20	464		464			
69			*B-707-300	12		12			
70			ALL TYPES	651		651	655	649	99.08
71									
72	CALI								
73	(PALMASECA)	EA---INTERNATIONAL	B-727-200	222		222			
74			L-1011/100/20	95		95			
75			ALL TYPES	317		317	323	316	97.83
76									
77	COSTA RICA								
78									
79									
80	PARRITA								
81	(PARRITA)	HU---DOMESTIC	*DC-6A	4		4			
82			ALL TYPES	4		4	4	4	100.00
83									
84	SAN JOSE								
85	(EL COCO INTERNATIONAL)	EA---INTERNATIONAL	B-727-200	190		190			
86			B-757-200	243		243			
87			ALL TYPES	433		433	433	433	100.00
88									
89		VV---INTERNATIONAL	*B-707-300C	86	1	87			
90			*B-707-300	39		39			
91			ALL TYPES	125	1	126	125	125	100.00
92									
93	COMMUNITY TOTAL	INTERNATIONAL	B-727-200	190		190			
94			B-757-200	243		243			
95			*B-707-300C	86	1	87			
96			*B-707-300	39		39			
97			ALL TYPES	558	1	559	558	558	100.00
98									
99	DENMARK								
100									
101									
102	COPENHAGEN								
103	(KASTRUP)	NW---INTERNATIONAL	B-747	179		179			
104			ALL TYPES	179		179	183	178	97.26
105									
106		TW---INTERNATIONAL	B-747	221		221			
107			L-1011/100/20	1		1			
108			ALL TYPES	222		222	228	221	96.92
109									
110	COMMUNITY TOTAL	INTERNATIONAL	B-747	400		400			
111			L-1011/100/20	1		1			
112									

TABLE 7
AIRCRAFT DEPARTURES SCHEDULED AND AIRCRAFT DEPARTURES PERFORMED,
BY TYPE OF OPERATION, BY AIRCRAFT TYPE, BY COMMUNITY, AND BY CARRIER

12 MONTHS ENDED DECEMBER 31, 1985

Line No.	Area, state or country Community (Airport name)	Carrier and type of operation	Type of aircraft	Total departures performed: Scheduled service	Total departures performed: Nonscheduled service	Total departures performed: All services	Departures scheduled	Scheduled departures completed: Number	Scheduled departures completed: Percent of departures scheduled
	1	2	3	4	5	6	7	8	9
1	COMMUNITY TOTAL	INTERNATIONAL	(CONT.) ALL TYPES	401		401	411	399	97.08
3	DOMINICAN REPUBLIC								
7	SANTO DOMINGO (PUNTA CAUCEDO)	AA---INTERNATIONAL	DC-10-10	478		478			
8			B-727-200	26		26			
9			ALL TYPES	504		504	510	487	95.49
11		EA---DOMESTIC	L-1011/100/20	1		1			
12			ALL TYPES	1		1			
14		EA---INTERNATIONAL	L-1011/100/20	745		745			
15			A-300-B4	181		181			
16			ALL TYPES	926		926	937	924	98.61
18		EA---TOTAL	L-1011/100/20	746		746			
19			A-300-B4	181		181			
20			ALL TYPES	927		927	937	924	98.61
22		FT---INTERNATIONAL	*B-727-100	39		39			
23			ALL TYPES	39		39	47	36	76.59
25		PA---INTERNATIONAL	B-727-200	65		65			
26			ALL TYPES	65		65	65	64	98.46
28	COMMUNITY TOTAL	DOMESTIC	L-1011/100/20	1		1			
29			ALL TYPES	1		1			
31		INTERNATIONAL	DC-10-10	478		478			
32			B-727-200	91		91			
33			L-1011/100/20	745		745			
34			A-300-B4	181		181			
35			*B-727-100	39		39			
36			ALL TYPES	1534		1534	1559	1511	96.92
38		TOTAL	DC-10-10	478		478			
39			B-727-200	91		91			
40			L-1011/100/20	746		746			
41			A-300-B4	181		181			
42			*B-727-100	39		39			
43			ALL TYPES	1535		1535	1559	1511	96.92
45	ECUADOR								
49	GUAYAQUIL (SIMON BOLIVAR)	EA---INTERNATIONAL	B-727-200	512		512			
50			L-1011/100/20	253		253			
51			ALL TYPES	765		765	770	752	97.66
54	QUITO (MARISCAL SUCRE)	EA---INTERNATIONAL	B-727-200	256		256			
55			L-1011/100/20	98		98			
56			ALL TYPES	354		354	358	349	97.46
58	ARAB REPUBLIC OF EGYPT								
62	CAIRO (CAIRO INTERNATIONAL)	TW---INTERNATIONAL	B-747	246		246			
63			B-747SP	70		70			
64			B-727-200	175		175			
65			ALL TYPES	491		491	497	488	98.18
67	EL SALVADOR								
71	SAN SALVADOR (ILOPANGO)	VB---INTERNATIONAL	B-737-100/200	256		256			
72			B-737-200C	91		91			
73			*B-707-300	4		4			
74			ALL TYPES	351		351	351	351	100.00
76	ETHIOPIA								
80	ADDIS ABABA (HAILE SELASSI)	FT---INTERNATIONAL	*B-747F	1		1			
81			ALL TYPES	1		1			
83	FIJI								
87	NANDI (NANDI)	CC---INTERNATIONAL	DC-10-10	222		222			
88			DC-10-30	52		52			
89			ALL TYPES	274		274	280	264	94.28
91		FT---INTERNATIONAL	*B-747F	45		45			
92			*B-747	24		24			
93			ALL TYPES	69		69			
95	COMMUNITY TOTAL	INTERNATIONAL	DC-10-10	222		222			
96			DC-10-30	52		52			
97			*B-747F	45		45			
98			*B-747	24		24			
99			ALL TYPES	343		343	280	264	94.28
101	FRANCE								
105	NICE (COTE D'AZUR)	PA---INTERNATIONAL	B-747	306		306			
106			B-747-200	17		17			
107			B-747SP	23		23			
108			L-1011-500 TR	12		12			
109			ALL TYPES	358		358	363	351	96.69

TABLE 7
AIRCRAFT DEPARTURES SCHEDULED AND AIRCRAFT DEPARTURES PERFORMED, BY TYPE OF OPERATION, BY AIRCRAFT TYPE, BY COMMUNITY, AND BY CARRIER

12 MONTHS ENDED DECEMBER 31, 1985

Line No.	Area, state or country Community (Airport name)	Carrier and type of operation	Type of aircraft	Total departures performed: Scheduled service	Total departures performed: Nonscheduled service	Total departures performed: All services	Departures scheduled	Scheduled departures completed: Number	Scheduled departures completed: Percent of departures scheduled
	1	2	3	4	5	6	7	8	9
1	PARIS								
2	(ORLY)	AA---INTERNATIONAL	DC-10-30	205		205			
3			ALL TYPES	205		205	211	205	97.15
4		DL---INTERNATIONAL	L-1011-500 TR	170		170			
5			ALL TYPES	170		170	170	168	98.82
6									
7		PA---INTERNATIONAL	B-747	67		67			
8			B-747SP	1		1			
9			B-737-100/200	2		2			
10			B-747-200	14		14			
11			ALL TYPES	104		104	108	77	71.29
12									
13		TW---INTERNATIONAL	L-1011/100/20	3		3			
14			ALL TYPES	3		3			
15									
16	AIRPORT TOTAL	INTERNATIONAL	DC-10-30	205		205			
17			L-1011-500 TR	170		170			
18			B-747	67		67			
19			B-747SP	1		1			
20			B-737-100/200	2		2			
21			B-747-200	14		14			
22			L-1011/100/20	3		3			
23			ALL TYPES	462		462	489	450	92.02
24									
25	(CHARLES DEGAULLE)	FT---INTERNATIONAL	*B-747	1		1			
26			*B-747F	1		1			
27			ALL TYPES	2		2			
28									
29		PA---INTERNATIONAL	B-747	394		394			
30			B-747-200	35		35			
31			B-747SP	75		75			
32			B-727-200	44		44			
33			ALL TYPES	548		548	578	539	93.25
34									
35		TW---INTERNATIONAL	B-747	421		421			
36			L-1011/100/20	2074		2074			
37			B-747SP	3		3			
38			B-767-200	303		303			
39			ALL TYPES	2801		2801	2861	2759	96.43
40									
41	AIRPORT TOTAL	INTERNATIONAL	*B-747	1		1			
42			*B-747F	1		1			
43			B-747	815		815			
44			B-747-200	35		35			
45			B-747SP	78		78			
46			B-727-200	44		44			
47			L-1011/100/20	2074		2074			
48			B-767-200	303		303			
49			ALL TYPES	3351		3351	3439	3298	95.89
50									
51	COMMUNITY TOTAL BY CARRIER	AA---INTERNATIONAL	DC-10-30	205		205			
52			ALL TYPES	205		205	211	205	97.15
53									
54		DL---INTERNATIONAL	L-1011-500 TR	170		170			
55			ALL TYPES	170		170	170	168	98.82
56									
57		FT---INTERNATIONAL	*B-747	1		1			
58			*B-747F	1		1			
59			ALL TYPES	2		2			
60									
61		PA---INTERNATIONAL	B-737-100/200	2		2			
62			B-727-200	44		44			
63			B-747	481		481			
64			B-747-200	49		49			
65			B-747SP	76		76			
66			ALL TYPES	652		652	686	616	89.79
67									
68		TW---INTERNATIONAL	B-767-200	303		303			
69			L-1011/100/20	2077		2077			
70			B-747	421		421			
71			B-747SP	3		3			
72			ALL TYPES	2804		2804	2861	2759	96.43
73									
74	COMMUNITY TOTAL	INTERNATIONAL	DC-10-30	205		205			
75			L-1011-500 TR	170		170			
76			B-747	902		902			
77			B-747SP	79		79			
78			B-737-100/200	2		2			
79			B-747-200	49		49			
80			L-1011/100/20	2077		2077			
81			*B-747	1		1			
82			*B-747F	1		1			
83			B-727-200	44		44			
84			B-767-200	303		303			
85			ALL TYPES	3833		3833	3928	3748	95.41
86									
87	FRENCH ANTILLES								
88									
89									
90	MARTINIQUE								
91	(LAMETIN)	AA---INTERNATIONAL	B-727-200	103		103			
92			B-727-100	1		1			
93			ALL TYPES	104		104	104	104	100.00
94									
95		EA---INTERNATIONAL	B-727-200	424		424			
96			B-727-100	5		5			
97			ALL TYPES	429		429	428	428	100.00
98									
99		PA---INTERNATIONAL	B-747	29		29			
100			B-727-200	109		109			
101			B-747-200	7		7			
102			A-300-84	48		48			
103			ALL TYPES	193		193	205	190	92.68
104									
105	COMMUNITY TOTAL	INTERNATIONAL	B-727-200	636		636			
106			B-727-100	6		6			
107			B-747	29		29			
108			B-747-200	7		7			
109			A-300-84	48		48			
110			ALL TYPES	726		726	737	722	97.96
111									
112									

TABLE 7
AIRCRAFT DEPARTURES SCHEDULED AND AIRCRAFT DEPARTURES PERFORMED,
BY TYPE OF OPERATION, BY AIRCRAFT TYPE, BY COMMUNITY, AND BY CARRIER

12 MONTHS ENDED DECEMBER 31, 1985

Line No.	Area, state or country Community (Airport name)	Carrier and type of operation	Type of aircraft	Total departures performed: Scheduled service	Total departures performed: Nonscheduled service	Total departures performed: All services	Departures scheduled	Scheduled departures completed: Number	Scheduled departures completed: Percent of departures scheduled
	1	2	3	4	5	6	7	8	9
1	GUADELOUPE								
2	(LE RAIZET)	AA---INTERNATIONAL	B-727-200	103		103			
3			B-727-100	1		1			
4			ALL TYPES	104		104	104	104	100.00
5		EA---INTERNATIONAL	B-727-200	200		200			
6			B-727-100	6		6			
7			ALL TYPES	206		206	208	206	99.03
8									
9		PA---INTERNATIONAL	B-747	31		31			
10			B-727-200	86		86			
11			DC-10-30	1		1			
12			B-747-200	7		7			
13			B-747SP	1		1			
14			A-300-B4	43		43			
15			ALL TYPES	169		169	174	157	90.22
16									
17	COMMUNITY TOTAL	INTERNATIONAL	B-727-200	389		389			
18			B-727-100	7		7			
19			B-747	31		31			
20			DC-10-30	1		1			
21			B-747-200	7		7			
22			B-747SP	1		1			
23			A-300-B4	43		43			
24			ALL TYPES	479		479	486	467	96.09
25									
26	FRENCH POLYNESIA								
27	----------								
28									
29	PAPEETE								
30	(PAPEETE)	HK---INTERNATIONAL	B-707-300C	17		17			
31			ALL TYPES	17		17	20	17	85.00
32									
33		HB---INTERNATIONAL	B-707-300C	1	1	2			
34			ALL TYPES	1	1	2			
35									
36	COMMUNITY TOTAL	INTERNATIONAL	B-707-300C	18	1	19			
37			ALL TYPES	18	1	19	20	17	85.00
38									
39	GABON								
40	----------								
41									
42	DOHA								
43	(DOHA INTL)	FT---INTERNATIONAL	*B-747F	2		2			
44			ALL TYPES	2		2			
45									
46	GERMANY								
47	----------								
48									
49	BERLIN								
50	(TEGEL)	PA---INTERNATIONAL	B-747	1		1			
51			B-727-200	912	14	926			
52			B-737-100/200	6701	474	7175			
53			B-737-200C	1438	14	1452			
54			*B-737-200C	210	10	220			
55			A-300-B4	194	1	195			
56			A-310-200	3248	20	3268			
57			ALL TYPES	12704	533	13237	12559	12296	97.90
58									
59	COLOGNE/DUSSELDORF/BONN								
60	(WAHN AIRPORT)	FT---INTERNATIONAL	*B-747F	2		2			
61			ALL TYPES	2		2			
62									
63	FRANKFURT								
64	(RHEIN MAIN)	AA---INTERNATIONAL	DC-10-30	459		459			
65			DC-10-10	4		4			
66			ALL TYPES	463		463	466	463	99.35
67									
68		DL---INTERNATIONAL	L-1011-500 TR	584		584			
69			ALL TYPES	584		584	586	584	99.65
70									
71		FT---INTERNATIONAL	*B-747	84		84			
72			*B-747F	305		305			
73			ALL TYPES	389		389	384	324	84.37
74									
75		NW---INTERNATIONAL	B-747	275	70	345			
76			ALL TYPES	275	70	345	279	275	98.56
77									
78		PA---INTERNATIONAL	B-747	1275	4	1279			
79			B-747SP	27		27			
80			B-727-200	376	1	377			
81			B-737-100/200	2692	2	2694			
82			B-737-200C	354		354			
83			*B-737-200C	211	10	221			
84			B-747-200	384	1	385			
85			A-300-B4	170		170			
86			A-310-200	1934	5	1939			
87			L-1011-500 TR	34		34			
88			ALL TYPES	7457	23	7480	7382	7166	97.07
89									
90		TW---INTERNATIONAL	B-747	574		574			
91			L-1011/100/20	220		220			
92			B-747SP	1		1			
93			B-767-200	214		214			
94			ALL TYPES	1009		1009	1020	1002	98.23
95									
96		UC---INTERNATIONAL	DC-10-30	360		360			
97			ALL TYPES	360		360	391	352	90.02
98									
99	COMMUNITY TOTAL	INTERNATIONAL	DC-10-30	819		819			
100			DC-10-10	4		4			
101			L-1011-500 TR	618		618			
102			*B-747	84		84			
103			*B-747F	305		305			
104			B-747	2124	74	2198			
105			B-747SP	28		28			
106			B-727-200	376	1	377			
107			B-737-100/200	2692	2	2694			
108			B-737-200C	354		354			
109			*B-737-200C	211	10	221			
110			B-747-200	384	1	385			
111			A-300-B4	170		170			
112									

TABLE 7
AIRCRAFT DEPARTURES SCHEDULED AND AIRCRAFT DEPARTURES PERFORMED,
BY TYPE OF OPERATION, BY AIRCRAFT TYPE, BY COMMUNITY, AND BY CARRIER

12 MONTHS ENDED DECEMBER 31, 1985

Line No.	Area, state or country Community (Airport name)	Carrier and type of operation	Type of aircraft	Total departures performed: Scheduled service	Total departures performed: Nonscheduled service	Total departures performed: All services	Departures scheduled	Scheduled departures completed: Number	Scheduled departures completed: Percent of departures scheduled
	1	2	3	4	5	6	7	8	9
1	COMMUNITY TOTAL	INTERNATIONAL	(CONT.)						
2			A-310-200	1934	5	1939			
3			L-1011/100/20	220		220			
4			B-767-200	214		214			
5			ALL TYPES	10537	93	10630	10508	10166	96.74
6									
7	HAMBURG								
8	(FUHLSBUTTE)	NW---INTERNATIONAL	B-747	7		7			
9			ALL TYPES	7		7	7	7	100.00
10									
11		PA---INTERNATIONAL	B-727-200	256		256			
12			B-737-100/200	2089	2	2091			
13			B-737-200C	469		469			
14			B-747	163		163			
15			B-747SP	22		22			
16			B-747-200	16		16			
17			A-300-B4	3		3			
18			A-310-200	537		537			
19			L-1011-500 TR	12		12			
20			ALL TYPES	3567	2	3569	3581	3481	97.20
21	COMMUNITY TOTAL	INTERNATIONAL	B-747	170		170			
22			B-727-200	256		256			
23			B-737-100/200	2089	2	2091			
24			B-737-200C	469		469			
25			B-747SP	22		22			
26			B-747-200	16		16			
27			A-300-B4	3		3			
28			A-310-200	537		537			
29			L-1011-500 TR	12		12			
30			ALL TYPES	3574	2	3576	3588	3488	97.21
31									
32	LANDSPUHL								
33	(RAMSTEIN AB)	FT---INTERNATIONAL	*B-747	1		1			
34			ALL TYPES	1		1			
35									
36	MUNICH								
37	(MUNICH)	PA---INTERNATIONAL	B-747	285		285			
38			B-747SP	44		44			
39			B-727-200	129	4	133			
40			B-737-100/200	1783	33	1816			
41			B-737-200C	319		319			
42			B-747-200	23		23			
43			A-300-B4	18		18			
44			A-310-200	602		602			
45			ALL TYPES	3203	37	3240	3190	3083	96.64
46									
47		TW---INTERNATIONAL	B-747	186		186			
48			B-767-200	116		116			
49			L-1011/100/20	13		13			
50			ALL TYPES	315		315	322	314	97.51
51									
52	COMMUNITY TOTAL	INTERNATIONAL	B-747	471		471			
53			B-747SP	44		44			
54			B-727-200	129	4	133			
55			B-737-100/200	1783	33	1816			
56			B-737-200C	319		319			
57			B-747-200	23		23			
58			A-300-B4	18		18			
59			A-310-200	602		602			
60			B-767-200	116		116			
61			L-1011/100/20	13		13			
62			ALL TYPES	3518	37	3555	3512	3397	96.72
63									
64	NUREMBERG								
65	(NUREMBERG)	PA---INTERNATIONAL	B-737-100/200	1103	1	1104			
66			B-737-200C	318		318			
67			B-727-200	6	3	9			
68			A-310-200	5		5			
69			B-747	2		2			
70			*B-737-200C	1		1			
71			ALL TYPES	1435	4	1439	1470	1418	96.46
72									
73	STUTTGART								
74	(ECHTERDINGEN AIR BASE)	PA---INTERNATIONAL	B-727-200	215		215			
75			B-737-100/200	1146		1146			
76			B-737-200C	267		267			
77			A-300-B4	2		2			
78			A-310-200	168		168			
79			ALL TYPES	1798		1798	1823	1771	97.14
80									
81	GREECE								
82	----------								
83									
84	ATHENS								
85	(ATHENA CENTRAL)	PA---INTERNATIONAL	B-737-100/200	211	58	269			
86			B-737-200C	4	1	5			
87			B-747SP		1	1			
88			ALL TYPES	215	60	275	223	215	96.41
89									
90		TW---INTERNATIONAL	B-747	392		392			
91			B-747SP	32		32			
92			B-727-200	713		713			
93			L-1011/100/20	2		2			
94			ALL TYPES	1139		1139	1176	1133	96.34
95									
96	COMMUNITY TOTAL	INTERNATIONAL	B-737-100/200	211	58	269			
97			B-737-200C	4	1	5			
98			B-747SP	32	1	33			
99			B-747	392		392			
100			B-727-200	713		713			
101			L-1011/100/20	2		2			
102			ALL TYPES	1354	60	1414	1399	1348	96.35
103									
104	GUATEMALA								
105	----------								
106									
107	GUATEMALA CITY								
108	(LA AURORA)	EA---INTERNATIONAL	B-727-200	145		145			
109			B-727-100	2		2			
110			ALL TYPES	147		147	145	144	99.31
111									
112									

TABLE 7
AIRCRAFT DEPARTURES SCHEDULED AND AIRCRAFT DEPARTURES PERFORMED,
BY TYPE OF OPERATION, BY AIRCRAFT TYPE, BY COMMUNITY, AND BY CARRIER

12 MONTHS ENDED DECEMBER 31, 1985

Line No.	Area, state or country Community (Airport name)	Carrier and type of operation	Type of aircraft	Total departures performed: Scheduled service	Total departures performed: Nonscheduled service	Total departures performed: All services	Departures scheduled	Scheduled departures completed: Number	Scheduled departures completed: Percent of departures scheduled
	1	2	3	4	5	6	7	8	9
1	LA AURORA	(CONT.)							
2		FA---INTERNATIONAL	B-727-200	302		302			
3			B-747SP	31		31			
4			ALL TYPES	333		333	353	333	94.33
5	COMMUNITY TOTAL	INTERNATIONAL	B-727-200	447		447			
6			B-727-100	2		2			
7			B-747SP	31		31			
8			ALL TYPES	480		480	498	477	95.78
9									
10	PAPUA NEW GUINEA								
11	----------								
12									
13	PORT MORESBY								
14	(JACKSON FIELD)	MK---INTERNATIONAL	B-707-300C	3		3			
15			ALL TYPES	3		3			
16									
17	HAITI								
18	----------								
19									
20	PORT AU PRINCE								
21	(PORT AU PRINCE)	AA---INTERNATIONAL	B-727-200	218		218			
22			DC-10-10	146		146			
23			ALL TYPES	364		364	365	361	98.90
24									
25		EA---INTERNATIONAL	B-727-200	151		151			
26			A-300-B4	62		62			
27			L-1011/100/20	265		265			
28			ALL TYPES	478		478	482	478	99.17
29									
30		JA---INTERNATIONAL	DC-8-63	21	17	38			
31			DC-8-62	27	26	53			
32			DC-8-50	11	2	13			
33			*DC-8-63	48		48			
34			*DC-8-63F	16		16			
35			*DC-8-62	4		4			
36			ALL TYPES	127	45	172	152	127	83.55
37									
38	COMMUNITY TOTAL	INTERNATIONAL	B-727-200	369		369			
39			DC-10-10	146		146			
40			A-300-B4	62		62			
41			L-1011/100/20	265		265			
42			DC-8-63	21	17	38			
43			DC-8-62	27	26	53			
44			DC-8-50	11	2	13			
45			*DC-8-63	48		48			
46			*DC-8-63F	16		16			
47			*DC-8-62	4		4			
48			ALL TYPES	969	45	1014	999	966	96.69
49									
50	HONDURAS								
51	----------								
52									
53	SAN PEDRO SULA								
54	(SAN PEDRO SULA)	VV---INTERNATIONAL	B-737-100/200	263		263			
55			B-737-200C	78		78			
56			*B-707-300	8		8			
57			ALL TYPES	349		349	349	349	100.00
58									
59	TEGUCIGALPA								
60	(TONCONTIN INTERNATIONAL)	VV---INTERNATIONAL	B-737-100/200	270		270			
61			B-737-200C	82		82			
62			ALL TYPES	352		352	352	352	100.00
63									
64	HONG KONG								
65	----------								
66									
67	KOWLOON								
68	(KAI TAK)	CC---INTERNATIONAL	B-727-100	146		146			
69			DC-10-30	1		1			
70			B-727-200	4		4			
71			ALL TYPES	151		151	154	150	97.40
72									
73		FT---INTERNATIONAL	*B-747	175		175			
74			*B-747F	303		303			
75			ALL TYPES	478		478	572	426	74.47
76									
77		NA---INTERNATIONAL	B-747	458		458			
78			*B-747F	262		262			
79			ALL TYPES	720		720	723	714	98.75
80									
81		PA---INTERNATIONAL	B-747	495		495			
82			B-747SP	358		358			
83			B-747-200	175		175			
84			ALL TYPES	1028		1028	1065	1024	96.15
85									
86		UA---INTERNATIONAL	DC-10-30	300		300			
87			B-747	1		1			
88			ALL TYPES	301		301	312	301	96.47
89									
90	COMMUNITY TOTAL	INTERNATIONAL	B-727-100	146		146			
91			DC-10-30	301		301			
92			B-727-200	4		4			
93			*B-747	175		175			
94			*B-747F	565		565			
95			B-747	954		954			
96			B-747SP	358		358			
97			B-747-200	175		175			
98			ALL TYPES	2678		2678	2826	2615	92.53
99									
100	HUNGARY								
101	----------								
102									
103	BUDAPEST								
104	(FERIHEGY)	PA---INTERNATIONAL	B-737-100/200	238		238			
105			B-737-200C	29		29			
106			B-727-200	6		6			
107			ALL TYPES	273		273	286	273	95.45
108									
109									
110									
111									
112									

TABLE 7
AIRCRAFT DEPARTURES SCHEDULED AND AIRCRAFT DEPARTURES PERFORMED,
BY TYPE OF OPERATION, BY AIRCRAFT TYPE, BY COMMUNITY, AND BY CARRIER

12 MONTHS ENDED DECEMBER 31, 1985

Line No.	Area, state or country Community (Airport name)	Carrier and type of operation	Type of aircraft	Total departures performed: Scheduled service	Total departures performed: Nonscheduled service	Total departures performed: All services	Departures scheduled	Scheduled departures completed: Number	Scheduled departures completed: Percent of departures scheduled
	1	2	3	4	5	6	7	8	9
1	ICELAND								
2									
3									
4	KEFLAVIK/REYKJAVIK								
5	(KEFLAVIK)	FT---INTERNATIONAL	*B-747F	1		1			
6			ALL TYPES	1		1			
7									
8	INDIA								
9									
10									
11	BOMBAY								
12	(SANTA CRUZ)	PA---INTERNATIONAL	B-747	119		119			
13			B-747-200	11		11			
14			ALL TYPES	130		130	139	128	92.08
15									
16		TW---INTERNATIONAL	B-747	105		105			
17			ALL TYPES	105		105	105	104	99.04
18									
19	COMMUNITY TOTAL	INTERNATIONAL	B-747	224		224			
20			B-747-200	11		11			
21			ALL TYPES	235		235	244	232	95.08
22									
23	DELHI								
24	(PALAM AF)	PA---INTERNATIONAL	B-747	161		161			
25			B-747-200	13		13			
26			ALL TYPES	174		174	186	171	91.93
27									
28	IRELAND								
29									
30									
31	DUBLIN								
32	(DUBLIN)	NW---INTERNATIONAL	B-747	43		43			
33			ALL TYPES	43		43	43	43	100.00
34									
35	SHANNON								
36	(SHANNON)	AA---INTERNATIONAL	DC-10-30	1		1			
37			ALL TYPES	1		1	1	1	100.00
38									
39		FT---INTERNATIONAL	*B-747F	29		29			
40			*B-747	25		25			
41			ALL TYPES	54		54	53	50	94.33
42									
43		NW---INTERNATIONAL	B-747	440		440			
44			ALL TYPES	440		440	442	439	99.32
45									
46		PA---INTERNATIONAL	B-747	6	1	7			
47			B-747-200	1		1			
48			ALL TYPES	7	1	8	6	5	83.33
49									
50	COMMUNITY TOTAL	INTERNATIONAL	DC-10-30	1		1			
51			*B-747F	29		29			
52			*B-747	25		25			
53			B-747	446	1	447			
54			B-747-200	1		1			
55			ALL TYPES	502	1	503	502	495	98.60
56									
57	ISRAEL								
58									
59									
60	TEL AVIV								
61	(BEN GURION)	FF---INTERNATIONAL	B-747	106		106			
62			ALL TYPES	106		106	106	106	100.00
63									
64		PA---INTERNATIONAL	B-727-200	44		44			
65			ALL TYPES	44		44	44	43	97.72
66									
67		TW---INTERNATIONAL	B-747	143		143			
68			L-1011/100/20	358		358			
69			B-727-200	314		314			
70			B-747SP	2		2			
71			ALL TYPES	817		817	830	809	97.46
72									
73	COMMUNITY TOTAL	INTERNATIONAL	B-747	249		249			
74			B-727-200	358		358			
75			L-1011/100/20	358		358			
76			B-747SP	2		2			
77			ALL TYPES	967		967	980	958	97.75
78									
79	ITALY								
80									
81									
82	MILAN								
83	(LINATE)	TW---INTERNATIONAL	B-747	1		1			
84			ALL TYPES	1		1			
85									
86	(MALPENSA)	TW---INTERNATIONAL	B-747	315		315			
87			B-747SP	1		1			
88			L-1011/100/20	194		194			
89			ALL TYPES	510		510	523	506	96.74
90	COMMUNITY TOTAL BY CARRIER	TW---INTERNATIONAL	L-1011/100/20	194		194			
91			B-747	316		316			
92			B-747SP	1		1			
93			ALL TYPES	511		511	523	506	96.74
94									
95	COMMUNITY TOTAL	INTERNATIONAL	B-747	316		316			
96			B-747SP	1		1			
97			L-1011/100/20	194		194			
98			ALL TYPES	511		511	523	506	96.74
99									
100	PISA								
101	(PISA)	FT---INTERNATIONAL	*B-747F	6		6			
102			ALL TYPES	6		6			
103									
104	ROME								
105	(LEONARDO DA VINCI)	PA---INTERNATIONAL	B-747	457		457			
106			B-747SP	24		24			
107			B-737-100/200	1		1			
108			B-747-200	27		27			
109			ALL TYPES	509		509	538	508	94.42
110									
111		TW---INTERNATIONAL	B-747	629		629			
112									

TABLE 7
AIRCRAFT DEPARTURES SCHEDULED AND AIRCRAFT DEPARTURES PERFORMED, BY TYPE OF OPERATION, BY AIRCRAFT TYPE, BY COMMUNITY, AND BY CARRIER

12 MONTHS ENDED DECEMBER 31, 1985

Line No.	Area, state or country Community (Airport name)	Carrier and type of operation	Type of aircraft	Total departures performed: Scheduled service	Total departures performed: Nonscheduled service	Total departures performed: All services	Departures scheduled	Scheduled departures completed: Number	Scheduled departures completed: Percent of departures scheduled
	1	2	3	4	5	6	7	8	9
1	LEONARDO DA VINCI	Tb---INTERNATIONAL	(CONT.)						
2			B-747SP	122		122			
3			B-727-200	405		405			
4			L-1011/100/20	13		13			
5			ALL TYPES	1169		1169	1187	1160	97.72
6	COMMUNITY TOTAL	INTERNATIONAL	B-747	1086		1086			
7			B-747SP	146		146			
8			B-737-100/200	1		1			
9			B-747-200	27		27			
10			B-727-200	405		405			
11			L-1011/100/20	13		13			
12			ALL TYPES	1678		1678	1725	1668	96.69
13									
14	JAMAICA								
15	----------								
16									
17	KINGSTON								
18	(PALISADOES)	AA---INTERNATIONAL	DC-10-10	330		330			
19			B-727-200	33		33			
20			ALL TYPES	363		363	365	362	99.17
21									
22		EA---INTERNATIONAL	B-727-100	24		24			
23			B-727-200	613		613			
24			ALL TYPES	637		637	644	636	98.75
25									
26		VV---INTERNATIONAL	*B-707-300C		1	1			
27			B-737-100/200	214		214			
28			B-737-200C	117		117			
29			ALL TYPES	331	1	332	331	331	100.00
30									
31	COMMUNITY TOTAL	INTERNATIONAL	DC-10-10	330		330			
32			B-727-200	646		646			
33			B-727-100	24		24			
34			*B-707-300C		1	1			
35			B-737-100/200	214		214			
36			B-737-200C	117		117			
37			ALL TYPES	1331	1	1332	1340	1329	99.17
38									
39	MONTEGO BAY								
40	(MONTEGO BAY INTERNATIONAL)	AA---INTERNATIONAL	DC-10-10	319		319			
41			B-727-200	45		45			
42			ALL TYPES	364		364	366	363	99.18
43									
44		EA---INTERNATIONAL	B-727-100	38		38			
45			B-727-200	207		207			
46			L-1011/100/20	124	2	126			
47			A-300-B4	242		242			
48			ALL TYPES	611	2	613	611	603	98.69
49									
50		VV---INTERNATIONAL	B-737-100/200	201		201			
51			B-737-200C	72		72			
52			ALL TYPES	273		273	273	273	100.00
53									
54	COMMUNITY TOTAL	INTERNATIONAL	DC-10-10	319		319			
55			B-727-200	252		252			
56			B-727-100	38		38			
57			L-1011/100/20	124	2	126			
58			A-300-B4	242		242			
59			B-737-100/200	201		201			
60			B-737-200C	72		72			
61			ALL TYPES	1248	2	1250	1250	1239	99.12
62									
63	JAPAN								
64	----------								
65									
66	NAGOYA								
67	(KOMAKI)	CC---INTERNATIONAL	B-727-100	136		136			
68			B-727-200	280		280			
69			DC-10-30	10		10			
70			DC-10-10	1		1			
71			ALL TYPES	427		427	428	422	98.59
72									
73	OKINAWA								
74	(NAHA AFB)	NA---INTERNATIONAL	B-747	198		198			
75			ALL TYPES	198		198	198	195	98.48
76									
77	OSAKA								
78	(OSAKA INTERNATIONAL)	FT---INTERNATIONAL	*B-747	108		108			
79			*B-747F	191		191			
80			ALL TYPES	299		299	309	289	93.52
81									
82		NA---INTERNATIONAL	B-747	812		812			
83			*B-747F	11		11			
84			ALL TYPES	823		823	864	820	94.90
85									
86		PA---INTERNATIONAL	B-747	3		3			
87			B-747SP	3		3			
88			B-727-200	546		546			
89			B-747-200	9		9			
90			ALL TYPES	561		561	571	551	96.49
91									
92	COMMUNITY TOTAL	INTERNATIONAL	*B-747	108		108			
93			*B-747F	202		202			
94			B-747	815		815			
95			B-747SP	3		3			
96			B-727-200	546		546			
97			B-747-200	9		9			
98			ALL TYPES	1683		1683	1744	1660	95.18
99									
100	SAPPORO								
101	(CHITOSE)	FT---INTERNATIONAL	*B-747	1		1			
102			ALL TYPES	1		1			
103									
104	TOKYO								
105	(TOKYO INTERNATIONAL)	FT---INTERNATIONAL	*B-747F	1		1			
106			ALL TYPES	1		1			
107									
108		NA---INTERNATIONAL	B-747	1		1			
109			*B-747F	1		1			
110			ALL TYPES	2		2			
111									
112									

TABLE 7
AIRCRAFT DEPARTURES SCHEDULED AND AIRCRAFT DEPARTURES PERFORMED,
BY TYPE OF OPERATION, BY AIRCRAFT TYPE, BY COMMUNITY, AND BY CARRIER

12 MONTHS ENDED DECEMBER 31, 1985

Line No.	Area, state or country Community (Airport name)	Carrier and type of operation	Type of aircraft	Total departures performed: Scheduled service	Total departures performed: Nonscheduled service	Total departures performed: All services	Departures scheduled	Scheduled departures completed: Number	Scheduled departures completed: Percent of departures scheduled
	1	2	3	4	5	6	7	8	9
1	AIRPORT TOTAL	INTERNATIONAL	*B-747F	2		2			
2			B-747	1		1			
3			ALL TYPES	3		3			
4	(YOKOTA AFB)	F1---INTERNATIONAL	*B-747	1		1			
5			ALL TYPES	1		1			
6									
7	(NARITA)	CC---INTERNATIONAL	B-727-100	166		166			
8			B-727-200	688		688			
9			DC-10-10	18		18			
10			DC-10-30	25		25			
11			ALL TYPES	897		897	877	858	97.83
12									
13		F1---INTERNATIONAL	*B-747	883		883			
14			*B-747F	1293		1293			
15			ALL TYPES	2176		2176	2480	2094	84.43
16									
17		NW---INTERNATIONAL	B-747	4118	1	4119			
18			*B-747F	1016	10	1026			
19			ALL TYPES	5134	11	5145	5157	5106	99.01
20									
21		PA---INTERNATIONAL	B-747	985		985			
22			B-747SP	773		773			
23			B-747-200	600		600			
24			B-727-200	349		349			
25			A-300-B4	269		269			
26			ALL TYPES	2976		2976	3052	2955	96.82
27									
28		LA---INTERNATIONAL	B-747	314	1	315			
29			DC-10-30	44		44			
30			ALL TYPES	358	1	359	365	357	97.80
31									
32	AIRPORT TOTAL	INTERNATIONAL	B-727-100	166		166			
33			B-727-200	1037		1037			
34			DC-10-10	18		18			
35			DC-10-30	69		69			
36			*B-747	883		883			
37			*B-747F	2309	10	2319			
38			B-747	5417	2	5419			
39			B-747SP	773		773			
40			B-747-200	600		600			
41			A-300-B4	269		269			
42			ALL TYPES	11541	12	11553	11931	11370	95.29
43									
44	COMMUNITY TOTAL BY CARRIER	CC---INTERNATIONAL	B-727-100	166		166			
45			B-727-200	688		688			
46			DC-10-10	18		18			
47			DC-10-30	25		25			
48			ALL TYPES	897		897	877	858	97.83
49									
50		F1---INTERNATIONAL	*B-747	884		884			
51			*B-747F	1294		1294			
52			ALL TYPES	2178		2178	2480	2094	84.43
53									
54		NW---INTERNATIONAL	B-747	4119	1	4120			
55			*B-747F	1017	10	1027			
56			ALL TYPES	5136	11	5147	5157	5106	99.01
57									
58		PA---INTERNATIONAL	A-300-B4	269		269			
59			B-727-200	349		349			
60			B-747	985		985			
61			B-747-200	600		600			
62			B-747SP	773		773			
63			ALL TYPES	2976		2976	3052	2955	96.82
64									
65		LA---INTERNATIONAL	DC-10-30	44		44			
66			B-747	314	1	315			
67			ALL TYPES	358	1	359	365	357	97.80
68									
69	COMMUNITY TOTAL	INTERNATIONAL	*B-747F	2311	10	2321			
70			B-747	5418	2	5420			
71			*B-747	884		884			
72			B-727-100	166		166			
73			B-727-200	1037		1037			
74			DC-10-10	18		18			
75			DC-10-30	69		69			
76			B-747SP	773		773			
77			B-747-200	600		600			
78			A-300-B4	269		269			
79			ALL TYPES	11545	12	11557	11931	11370	95.29
80									
81	KENYA								
82	----------								
83									
84	NAIROBI								
85	(NAIROBI)	PA---INTERNATIONAL	B-747	76		76			
86			B-747SP	1		1			
87			B-747-200	10		10			
88			ALL TYPES	87		87	93	87	93.54
89									
90	KUWAIT								
91	----------								
92									
93	KUWAIT								
94	(KUWAITT)	TB---INTERNATIONAL	B-747SP	34		34			
95			B-747	223		223			
96			ALL TYPES	257		257	262	257	98.09
97									
98	LIBERIA								
99	----------								
100									
101	MONROVIA/ROBERTSFIELD								
102	(ROBERTSFIELD)	PA---INTERNATIONAL	B-747	169		169			
103			B-747SP	19		19			
104			B-747-200	14		14			
105			ALL TYPES	202		202	232	202	87.06
106									
107	MALAYSIA								
108	----------								
109									
110	KUALA LUMPUR								
111	(SUBANG)	F1---INTERNATIONAL	*B-747	39		39			
112									

TABLE 7
AIRCRAFT DEPARTURES SCHEDULED AND AIRCRAFT DEPARTURES PERFORMED,
BY TYPE OF OPERATION, BY AIRCRAFT TYPE, BY COMMUNITY, AND BY CARRIER

12 MONTHS ENDED DECEMBER 31, 1985

Line No.	Area, state or country Community (Airport name)	Carrier and type of operation	Type of aircraft	Total departures performed: Scheduled service	Total departures performed: Nonscheduled service	Total departures performed: All services	Departures scheduled	Scheduled departures completed: Number	Scheduled departures completed: Percent of departures scheduled
	1	2	3	4	5	6	7	8	9
1	SUBANG	FT---INTERNATIONAL	(CONT.)						
2			*B-747F	59		59			
3			ALL TYPES	58		58	104	87	83.65
4		NB---INTERNATIONAL	B-747	50		50			
5			*B-747F	1		1			
6			ALL TYPES	51		51	53	51	96.22
8	COMMUNITY TOTAL	INTERNATIONAL	*B-747	39		39			
9			*B-747F	60		60			
10			B-747	50		50			
11			ALL TYPES	149		149	157	138	87.89
13	MEXICO								
14	----------								
16	ACAPULCO								
17	(PLAN DE LOS AMATES)	AA---INTERNATIONAL	B-727-100	24		24			
18			B-727-200	395		395			
19			DC-10-10	137		137			
20			DC-10-30	1		1			
21			ALL TYPES	557		557	560	554	98.92
23		CC---INTERNATIONAL	B-727-200	253		253			
24			B-727-100	9		9			
25			DC-10-10	93		93			
26			DC-9-30	9		9			
27			DC-10-30	1		1			
28			ALL TYPES	365		365	370	363	98.10
30		EA---INTERNATIONAL	L-1011/100/20	264		264			
31			B-727-200	1		1			
32			ALL TYPES	265		265	300	263	87.66
34		NA---INTERNATIONAL	B-727-200	196		196			
35			DC-10-10	180		180			
36			ALL TYPES	376		376	365	352	96.43
38	COMMUNITY TOTAL	INTERNATIONAL	B-727-100	33		33			
39			B-727-200	645		645			
40			DC-10-10	410		410			
41			DC-10-30	2		2			
42			DC-9-30	9		9			
43			L-1011/100/20	264		264			
44			ALL TYPES	1363		1363	1595	1532	96.05
46	CANCUN								
47	(CANCUN)	AA---INTERNATIONAL	B-727-200	428		428			
48			ALL TYPES	428		428	429	428	99.76
50		CC---INTERNATIONAL	B-727-200	390		390			
51			DC-9-30	140		140			
52			ALL TYPES	530		530	539	526	97.58
54		EA---INTERNATIONAL	B-727-100	7		7			
55			B-727-200	312	2	314			
56			ALL TYPES	319	2	321	374	319	85.29
58		LA---DOMESTIC	B-727-200	118		118			
59			DC-8-71	141		141			
60			DC-10-10		3	3			
61			ALL TYPES	259	3	262	262	259	98.85
63	COMMUNITY TOTAL	DOMESTIC	B-727-200	118		118			
64			DC-8-71	141		141			
65			DC-10-10		3	3			
66			ALL TYPES	259	3	262	262	259	98.85
68		INTERNATIONAL	B-727-200	1130	2	1132			
69			DC-9-30	140		140			
70			B-727-100	7		7			
71			ALL TYPES	1277	2	1279	1342	1273	94.85
73		TOTAL	B-727-200	1248	2	1250			
74			DC-9-30	140		140			
75			B-727-100	7		7			
76			DC-8-71	141		141			
77			DC-10-10		3	3			
78			ALL TYPES	1536	5	1541	1604	1532	95.51
80	COZUMEL								
81	(COZUMEL INTERNATIONAL)	AA---INTERNATIONAL	B-727-200	428		428			
82			ALL TYPES	428		428	429	428	99.76
84		CC---DOMESTIC	DC-9-30	1		1			
85			ALL TYPES	1		1	1	1	100.00
87		CC---INTERNATIONAL	B-727-200	138		138			
88			DC-9-30	196		196			
89			ALL TYPES	334		334	332	330	99.39
91		CC---TOTAL	DC-9-30	197		197			
92			B-727-200	138		138			
93			ALL TYPES	335		335	333	331	99.39
95		LA---DOMESTIC	DC-8-71	62		62			
96			B-727-200	50		50			
97			ALL TYPES	112		112	114	111	97.36
99	COMMUNITY TOTAL	DOMESTIC	DC-9-30	1		1			
100			DC-8-71	62		62			
101			B-727-200	50		50			
102			ALL TYPES	113		113	115	112	97.39
104		INTERNATIONAL	B-727-200	566		566			
105			DC-9-30	196		196			
106			ALL TYPES	762		762	761	756	99.60
108		TOTAL	B-727-200	616		616			
109			DC-9-30	197		197			
110			DC-8-71	62		62			
111			ALL TYPES	875		875	876	870	99.31
112									

TABLE 7
AIRCRAFT DEPARTURES SCHEDULED AND AIRCRAFT DEPARTURES PERFORMED, BY TYPE OF OPERATION, BY AIRCRAFT TYPE, BY COMMUNITY, AND BY CARRIER

12 MONTHS ENDED DECEMBER 31, 1985

Line No.	Area, state or country Community (Airport name)	Carrier and type of operation	Type of aircraft	Total departures performed: Scheduled service	Total departures performed: Nonscheduled service	Total departures performed: All services	Departures scheduled	Scheduled departures completed: Number	Scheduled departures completed: Percent of departures scheduled
	1	2	3	4	5	6	7	8	9
1	GUADALAJARA								
2	(GUADALAJARA)	AA---INTERNATIONAL	B-727-200	255		255			
3			B-727-100	5		5			
4			ALL TYPES	260		260	262	259	98.85
5									
6		WA---INTERNATIONAL	B-727-200	435		435			
7			ALL TYPES	435		435	452	434	96.01
8	COMMUNITY TOTAL	INTERNATIONAL	B-727-200	690		690			
9			B-727-100	5		5			
10			ALL TYPES	695		695	714	693	97.05
11									
12	MAZATLAN								
13	(MAZATLAN)	FL---DOMESTIC	B-737-100/200	151		151			
14			ALL TYPES	151		151	154	151	98.05
15									
16		RC---DOMESTIC	B-727-200	1	8	9			
17			DC-9-80	117	1	118			
18			ALL TYPES	118	9	127	117	117	100.00
19									
20		WA---INTERNATIONAL	B-727-200	328		328			
21			DC-10-10	5		5			
22			ALL TYPES	333		333	334	331	99.10
23									
24	COMMUNITY TOTAL	DOMESTIC	B-737-100/200	151		151			
25			B-727-200	1	8	9			
26			DC-9-80	117	1	118			
27			ALL TYPES	269	9	278	271	268	98.89
28									
29		INTERNATIONAL	B-727-200	328		328			
30			DC-10-10	5		5			
31			ALL TYPES	333		333	334	331	99.10
32									
33		TOTAL	B-737-100/200	151		151			
34			B-727-200	329	8	337			
35			DC-9-80	117	1	118			
36			DC-10-10	5		5			
37			ALL TYPES	602	9	611	605	599	99.00
38									
39	MEXICO CITY								
40	(MEXICO CITY INTERNATIONAL)	AA---INTERNATIONAL	B-727-100	539		539			
41			B-727-200	806		806			
42			DC-10-10	2		2			
43			ALL TYPES	1347		1347	1364	1345	98.60
44									
45		CC---INTERNATIONAL	B-727-200	80		80			
46			B-727-100	264		264			
47			DC-9-10	11		11			
48			DC-9-30	191		191			
49			DC-10-10	226		226			
50			DC-9-80	535		535			
51			DC-10-30	1		1			
52			B-737-300	99		99			
53			ALL TYPES	1407		1407	1425	1407	98.73
54									
55		EA---INTERNATIONAL	B-727-100	3		3			
56			B-727-200	533		533			
57			L-1011/100/20	512		512			
58			ALL TYPES	1048		1048	1208	1048	86.75
59									
60		PA---INTERNATIONAL	B-747	94		94			
61			L-1011-500 TR	13		13			
62			B-727-200	335		335			
63			B-747-200	2		2			
64			A-300-84	747		747			
65			ALL TYPES	1191		1191	1359	1190	87.56
66									
67		WA---INTERNATIONAL	B-727-200	579		579			
68			DC-10-10	220		220			
69			ALL TYPES	799		799	812	796	98.02
70									
71	COMMUNITY TOTAL	INTERNATIONAL	B-727-100	806		806			
72			B-727-200	2333		2333			
73			DC-10-10	448		448			
74			DC-9-10	11		11			
75			DC-9-30	191		191			
76			DC-9-80	535		535			
77			DC-10-30	1		1			
78			B-737-300	99		99			
79			L-1011/100/20	512		512			
80			B-747	94		94			
81			L-1011-500 TR	13		13			
82			B-747-200	2		2			
83			A-300-84	747		747			
84			ALL TYPES	5792		5792	6168	5786	93.80
85									
86	MONTERREY								
87	(DEL NORTE INTERNATIONAL)	CC---INTERNATIONAL	DC-9-10	45		45			
88			DC-9-30	145		145			
89			B-727-200	196		196			
90			B-727-100	9		9			
91			ALL TYPES	395		395	399	395	98.99
92									
93	PUERTO VALLARTA								
94	(PUERTO VALLARTA)	AA---INTERNATIONAL	B-727-100	11		11			
95			B-727-200	353		353			
96			ALL TYPES	364		364	366	363	99.18
97									
98		CC---INTERNATIONAL	B-727-200	45		45			
99			DC-9-10	8		8			
100			DC-9-30	116		116			
101			B-727-100	1		1			
102			ALL TYPES	170		170	171	170	99.41
103									
104		FL---DOMESTIC	B-737-100/200	137		137			
105			ALL TYPES	137		137	137	137	100.00
106									
107		RC---DOMESTIC	DC-9-80	117	13	130			
108			DC-9-30	5		5			
109			ALL TYPES	122	13	135	122	121	99.18
110									
111		WA---INTERNATIONAL	B-727-200	331		331			
112									

TABLE 7
AIRCRAFT DEPARTURES SCHEDULED AND AIRCRAFT DEPARTURES PERFORMED,
BY TYPE OF OPERATION, BY AIRCRAFT TYPE, BY COMMUNITY, AND BY CARRIER

12 MONTHS ENDED DECEMBER 31, 1985

Line No.	Area, state or country Community (Airport name)	Carrier and type of operation	Type of aircraft	Total departures performed: Scheduled service	Total departures performed: Nonscheduled service	Total departures performed: All services	Departures scheduled	Scheduled departures completed: Number	Scheduled departures completed: Percent of departures scheduled
	1	2	3	4	5	6	7	8	9
1	PUERTO VALLARTA	WA---INTERNATIONAL	(CONT.)						
2			DC-10-10	36		36			
3			ALL TYPES	367		367	370	367	99.18
4	COMMUNITY TOTAL	DOMESTIC	B-737-100/200	137		137			
5			DC-9-80	117	13	130			
6			DC-9-30	5		5			
7			ALL TYPES	259	13	272	259	258	99.61
8									
9		INTERNATIONAL	B-727-100	12		12			
10			B-727-200	729		729			
11			DC-9-10	8		8			
12			DC-9-30	116		116			
13			DC-10-10	36		36			
14			ALL TYPES	901		901	907	900	99.22
15									
16		TOTAL	B-727-100	12		12			
17			B-727-200	729		729			
18			DC-9-10	8		8			
19			DC-9-30	121		121			
20			B-737-100/200	137		137			
21			DC-9-80	117	13	130			
22			DC-10-10	36		36			
23			ALL TYPES	1160	13	1173	1166	1158	99.31
24									
25	SAN JOSE DEL CABO								
26	(SAN JOSE DEL CABO)	PS---DOMESTIC	BAE-146-2	6		6			
27			ALL TYPES	6		6	6	6	100.00
28									
29	ZIHUATANEJO								
30	(ZIHUATANEJO)	CO---INTERNATIONAL	DC-9-10	4		4			
31			DC-9-30	21		21			
32			B-727-200	1		1			
33			B-727-100	2		2			
34			ALL TYPES	28		28	29	27	93.10
35									
36		WA---INTERNATIONAL	B-727-200	93		93			
37			DC-10-10	1		1			
38			ALL TYPES	94		94	97	91	93.81
39									
40	COMMUNITY TOTAL	INTERNATIONAL	DC-9-10	4		4			
41			DC-9-30	21		21			
42			B-727-200	94		94			
43			B-727-100	2		2			
44			DC-10-10	1		1			
45			ALL TYPES	122		122	126	118	93.65
46									
47	NETHERLANDS								
48	----------								
49									
50	AMSTERDAM								
51	(SCHIPHOL)	PA---INTERNATIONAL	B-737-100/200	323	2	325			
52			B-737-200C	110		110			
53			ALL TYPES	433	2	435	437	430	98.39
54									
55		TW---INTERNATIONAL	L-1011/100/20	268		268			
56			B-747	339		339			
57			B-747SP	45		45			
58			ALL TYPES	652		652	677	649	95.86
59									
60	COMMUNITY TOTAL	INTERNATIONAL	B-737-100/200	323	2	325			
61			B-737-200C	110		110			
62			L-1011/100/20	268		268			
63			B-747	339		339			
64			B-747SP	45		45			
65			ALL TYPES	1085	2	1087	1114	1079	96.85
66									
67	NETHERLANDS ANTILLES								
68	----------								
69									
70	ARUBA								
71	(PRINCESS BEATRIX)	AA---INTERNATIONAL	DC-10-10	191		191			
72			B-727-200	173		173			
73			ALL TYPES	364		364	366	363	99.18
74									
75		EA---INTERNATIONAL	B-727-200	632		632			
76			L-1011/100/20	2	20	22			
77			B-727-100	12		12			
78			ALL TYPES	646	20	666	646	642	99.38
79									
80		WW---INTERNATIONAL	*B-737-300C	63		63			
81			ALL TYPES	63		63	63	63	100.00
82									
83	COMMUNITY TOTAL	INTERNATIONAL	DC-10-10	191		191			
84			B-727-200	805		805			
85			L-1011/100/20	2	20	22			
86			B-727-100	12		12			
87			*B-737-300C	63		63			
88			ALL TYPES	1073	20	1093	1075	1068	99.34
89									
90	CURACAO								
91	(GERPLESMAN)	AA---INTERNATIONAL	DC-10-10	184		184			
92			B-727-200	172		172			
93			ALL TYPES	356		356	358	356	99.44
94									
95		EA---INTERNATIONAL	B-727-200	316		316			
96			L-1011/100/20	1	5	6			
97			B-727-100	6		6			
98			ALL TYPES	323	5	328	322	321	99.68
99									
100		PT---INTERNATIONAL	*B-747F	31		31			
101			*B-747	10		10			
102			ALL TYPES	41		41			
103									
104	COMMUNITY TOTAL	INTERNATIONAL	DC-10-10	184		184			
105			B-727-200	488		488			
106			L-1011/100/20	1	5	6			
107			B-727-100	6		6			
108			*B-747F	31		31			
109			*B-747	10		10			
110			ALL TYPES	720	5	725	680	677	99.55
111									
112									

TABLE 7
AIRCRAFT DEPARTURES SCHEDULED AND AIRCRAFT DEPARTURES PERFORMED,
BY TYPE OF OPERATION, BY AIRCRAFT TYPE, BY COMMUNITY, AND BY CARRIER

12 MONTHS ENDED DECEMBER 31, 1985

Line No.	Area, state or country Community (Airport name)	Carrier and type of operation	Type of aircraft	Total departures performed: Scheduled service	Total departures performed: Nonscheduled service	Total departures performed: All services	Departures scheduled	Scheduled departures completed: Number	Scheduled departures completed: Percent of departures scheduled
	1	2	3	4	5	6	7	8	9
1	ST. MARTIN								
2	(SULIANA)	AA---INTERNATIONAL	DC-10-10	695		695			
3			B-727-100	93		93			
4			B-727-200	64		64			
5			ALL TYPES	852		852	858	845	98.48
6									
7		EA---INTERNATIONAL	L-1011/100/20	3		3			
8			A-300-B4	6		6			
9			B-757-200	500		500			
10			B-727-200	40		40			
11			ALL TYPES	549		549	553	546	98.73
12									
13		PA---INTERNATIONAL	DC-10-30	64		64			
14			B-727-200	434		434			
15			L-1011-500 TR	5		5			
16			B-747-200	11		11			
17			B-747	184		184			
18			A-300-B4	169		169			
19			B-747SP	3		3			
20			ALL TYPES	870		870	916	835	91.15
21									
22	COMMUNITY TOTAL	INTERNATIONAL	DC-10-10	695		695			
23			B-727-100	93		93			
24			B-727-200	538		538			
25			L-1011/100/20	3		3			
26			A-300-B4	175		175			
27			B-757-200	500		500			
28			DC-10-30	64		64			
29			L-1011-500 TR	5		5			
30			B-747-200	11		11			
31			B-747	184		184			
32			B-747SP	3		3			
33			ALL TYPES	2271		2271	2327	2226	95.65
34	NEW ZEALAND								
35									
36									
37	AUCKLAND								
38	(AUCKLAND INTERNATIONAL)	CC---INTERNATIONAL	DC-10-10	10		10			
39			DC-10-30	535		535			
40			ALL TYPES	545		545	551	545	9[illegible].71
41									
42		FT---INTERNATIONAL	*B-747F	1		1			
43			ALL TYPES	1		1			
44									
45		PA---INTERNATIONAL	B-747	297		297			
46			B-747-200	16		16			
47			B-747SP	3		3			
48			ALL TYPES	316		316	333	312	93.69
49									
50	COMMUNITY TOTAL	INTERNATIONAL	DC-10-10	10		10			
51			DC-10-30	535		535			
52			*B-747F	1		1			
53			B-747	297		297			
54			B-747-200	16		16			
55			B-747SP	3		3			
56			ALL TYPES	862		862	884	857	96.94
57									
58	NIGERIA								
59									
60									
61	LAGOS								
62	(LAGOS)	PA---INTERNATIONAL	B-747	151		151			
63			B-747SP	10		10			
64			B-747-200	12		12			
65			ALL TYPES	173		173	187	173	92.51
66									
67	NORWAY								
68									
69									
70	OSLO								
71	(GARDERMOEN)	NW---INTERNATIONAL	B-747	172		172			
72			ALL TYPES	172		172	173	170	98.26
73									
74	PAKISTAN								
75									
76									
77	KARACHI								
78	(MOURIPUR)	PA---INTERNATIONAL	B-747	218		218			
79			B-747-200	20		20			
80			ALL TYPES	238		238	257	236	91.82
81									
82	PANAMA								
83									
84									
85	BALBOA C.Z.&PANAMA CITY								
86	(TOCUMEN)	EA---INTERNATIONAL	B-727-200	470		470			
87			L-1011/100/20	1027		1027			
88			DC-10-30	16		16			
89			ALL TYPES	1513		1513	1491	1461	97.98
90									
91		VV---INTERNATIONAL	*B-707-300C	86		86			
92			*B-707-300	49		49			
93			ALL TYPES	135		135	135	135	100.00
94									
95	COMMUNITY TOTAL	INTERNATIONAL	B-727-200	470		470			
96			L-1011/100/20	1027		1027			
97			DC-10-30	16		16			
98			*B-707-300C	86		86			
99			*B-707-300	49		49			
100			ALL TYPES	1648		1648	1626	1596	98.15
101									
102	PARAGUAY								
103									
104									
105	ASUNCION								
106	(ASUNCION)	EA---INTERNATIONAL	B-727-200	155		155			
107			ALL TYPES	155		155	157	155	98.72
108									
109									
110									
111									
112									

TABLE 7
AIRCRAFT DEPARTURES SCHEDULED AND AIRCRAFT DEPARTURES PERFORMED,
BY TYPE OF OPERATION, BY AIRCRAFT TYPE, BY COMMUNITY, AND BY CARRIER

12 MONTHS ENDED DECEMBER 31, 1985

Line No.	Area, state or country Community (Airport name)	Carrier and type of operation	Type of aircraft	Total departures performed: Scheduled service	Total departures performed: Nonscheduled service	Total departures performed: All services	Departures scheduled	Scheduled departures completed: Number	Scheduled departures completed: Percent of departures scheduled
	1	2	3	4	5	6	7	8	9
1	PERU								
4	LIMA (J CHAVEZ INTERNATIONAL)	LA---INTERNATIONAL	B-727-200	101		101			
5			L-1011/100/20	5		5			
6			ALL TYPES	106		106	77	75	97.40
8	PHILIPPINES								
12	MANILA (MANILA INTERNATIONAL)	CC---INTERNATIONAL	B-727-100	229		229			
13			B-727-200	53		53			
14			ALL TYPES	282		282	260	255	98.07
16		FT---INTERNATIONAL	*B-747	79		79			
17			*B-747F	74		74			
18			ALL TYPES	153		153	157	150	95.54
20		NW---INTERNATIONAL	B-747	497		497			
21			*B-747F	6		6			
22			ALL TYPES	503		503	505	500	99.00
24		PA---INTERNATIONAL	B-747	56		56			
25			B-747SP	20		20			
26			B-747-200	46		46			
27			A-300-B4	104		104			
28			ALL TYPES	226		226	234	220	94.01
30	COMMUNITY TOTAL	INTERNATIONAL	B-727-100	229		229			
31			B-727-200	53		53			
32			*B-747	79		79			
33			*B-747F	80		80			
34			B-747	553		553			
35			B-747SP	20		20			
36			B-747-200	46		46			
37			A-300-B4	104		104			
38			ALL TYPES	1164		1164	1156	1125	97.31
40	POLAND								
43	WARSAW (OKECIE)	PA---INTERNATIONAL	B-737-100/200	211		211			
45			B-737-200C	8		8			
46			ALL TYPES	219		219	219	219	100.00
48	PORTUGAL								
51	LISBON (PORTELA)	TP---INTERNATIONAL	B-747	4		4			
53			L-1011/100/20	410		410			
54			ALL TYPES	414		414	417	412	98.80
56	ROMANIA								
59	BUCHAREST (BANEASA)	PA---INTERNATIONAL	B-737-100/200	62		62			
61			B-737-200C	8		8			
62			ALL TYPES	70		70	70	70	100.00
64	SAUDI ARABIA								
67	DHAHRAN (DHAHRAN)	FT---INTERNATIONAL	*B-747F	20		20			
69			*B-747	6		6			
70			ALL TYPES	26		26			
72		PA---INTERNATIONAL	B-747SP	177		177			
73			B-747	25		25			
74			B-747-200	1		1			
75			ALL TYPES	203		203	219	202	92.23
77	COMMUNITY TOTAL	INTERNATIONAL	*B-747F	20		20			
78			*B-747	6		6			
79			B-747SP	177		177			
80			B-747	25		25			
81			B-747-200	1		1			
82			ALL TYPES	229		229	219	202	92.23
84	SENEGAL								
87	DAKAR (MALLARD FIELD)	PA---INTERNATIONAL	B-747	136		136			
89			B-747SP	26		26			
90			B-747-200	12		12			
91			ALL TYPES	174		174	186	171	91.93
93	SINGAPORE								
96	SINGAPORE (SINGAPORE)	FT---INTERNATIONAL	*B-747	90		90			
98			*B-747F	112		112			
99			ALL TYPES	202		202	210	182	86.66
101		NW---INTERNATIONAL	*B-747F	99		99			
102			ALL TYPES	99		99	101	99	98.01
104		PA---INTERNATIONAL	B-747	222		222			
105			B-747SP	45		45			
106			B-747-200	93		93			
107			ALL TYPES	350		350	373	349	93.56
109	COMMUNITY TOTAL	INTERNATIONAL	*B-747	90		90			
110			*B-747F	211		211			
111			B-747	222		222			

TABLE 7
AIRCRAFT DEPARTURES SCHEDULED AND AIRCRAFT DEPARTURES PERFORMED,
BY TYPE OF OPERATION, BY AIRCRAFT TYPE, BY COMMUNITY, AND BY CARRIER

12 MONTHS ENDED DECEMBER 31, 1985

Line No.	Area, state or country Community (Airport name)	Carrier and type of operation	Type of aircraft	Total departures performed: Scheduled service	Total departures performed: Nonscheduled service	Total departures performed: All services	Departures scheduled	Scheduled departures completed: Number	Scheduled departures completed: Percent of departures scheduled
	1	2	3	4	5	6	7	8	9
1	COMMUNITY TOTAL	INTERNATIONAL	(CONT.)						
2			B-747SP	45		45			
3			B-747-200	63		63			
4			ALL TYPES	651		651	684	630	92.10
5									
6	SOUTH AFRICA								
7									
8									
9	JOHANNESBURG								
10	(JAN SMUTS)	PA---INTERNATIONAL	B-747	12		12			
11			B-747SP	5		5			
12			B-747-200	1		1			
13			ALL TYPES	18		18	23	18	78.26
14									
15	SOUTH KOREA								
16									
17									
18	SEOUL								
19	(KIMPO INTERNATIONAL)	FT---INTERNATIONAL	*B-747	106		106			
20			*B-747F	148		148			
21			ALL TYPES	254		254	279	247	88.53
22									
23		NW---INTERNATIONAL	B-747	930		930			
24			*B-747F	162		162			
25			ALL TYPES	1092		1092	1108	1085	97.92
26									
27		PA---INTERNATIONAL	B-747	19		19			
28			B-747SP	96		96			
29			B-727-200	200		200			
30			B-747-200	23		23			
31			A-300-B4	67		67			
32			ALL TYPES	425		425	436	416	95.41
33									
34	COMMUNITY TOTAL	INTERNATIONAL	*B-747	106		106			
35			*B-747F	310		310			
36			B-747	949		949			
37			B-747SP	96		96			
38			B-727-200	200		200			
39			B-747-200	23		23			
40			A-300-B4	87		87			
41			ALL TYPES	1771		1771	1823	1748	95.88
42									
43	SPAIN								
44									
45									
46	BARCELONA								
47	(BARCELONA)	TW---INTERNATIONAL	B-747	181		181			
48			L-1011/100/20	115		115			
49			ALL TYPES	296		296	295	294	99.66
50									
51	MADRID								
52	(GARCIA MORATO)	FT---INTERNATIONAL	*B-747	9		9			
53			*B-747F	19		19			
54			ALL TYPES	28		28	26	19	73.07
55									
56		TW---INTERNATIONAL	B-747	673		673			
57			B-747SP	4		4			
58			ALL TYPES	677		677	683	676	98.97
59									
60	COMMUNITY TOTAL	INTERNATIONAL	*B-747	9		9			
61			*B-747F	19		19			
62			B-747	673		673			
63			B-747SP	4		4			
64			ALL TYPES	705		705	709	695	98.02
65									
66	MALAGA								
67	(MALAGA)	TW---INTERNATIONAL	B-747	2		2			
68			ALL TYPES	2		2	2	2	100.00
69									
70	SWEDEN								
71									
72									
73	MALMO								
74	(BULLTOFTA)	NW---INTERNATIONAL	B-747	3		3			
75			ALL TYPES	3		3	2	2	100.00
76									
77	STOCKHOLM								
78	(ARLANDA)	NW---INTERNATIONAL	B-747	169		169			
79			ALL TYPES	169		169	167	165	98.80
80									
81	SWITZERLAND								
82									
83									
84	GENEVA								
85	(COINTRIN)	PA---INTERNATIONAL	B-737-100/200	199		199			
86			B-737-200C	2		2			
87			B-727-200	437		437			
88			B-747	1	3	4			
89			B-747-200	1		1			
90			ALL TYPES	640	3	643	696	635	91.23
91		TW---INTERNATIONAL	L-1011/100/20	177		177			
92			B-767-200	38		38			
93			ALL TYPES	215		215	219	214	97.71
94									
95	COMMUNITY TOTAL	INTERNATIONAL	B-737-100/200	199		199			
96			B-737-200C	2		2			
97			B-727-200	437		437			
98			B-747	1	3	4			
99			B-747-200	1		1			
100			L-1011/100/20	177		177			
101			B-767-200	38		38			
102			ALL TYPES	855	3	858	915	849	92.78
103									
104	ZURICH								
105	(KLOTEN AIRPORT)	FT---INTERNATIONAL	*B-747F	43		43			
106			*B-747	8		8			
107			ALL TYPES	51		51	51	48	94.11
108									
109		PA---INTERNATIONAL	B-747	245		245			
110			B-727-200	240	2	242			
111			B-737-100/200	556	48	604			
112									

TABLE 7
AIRCRAFT DEPARTURES SCHEDULED AND AIRCRAFT DEPARTURES PERFORMED, BY TYPE OF OPERATION, BY AIRCRAFT TYPE, BY COMMUNITY, AND BY CARRIER

12 MONTHS ENDED DECEMBER 31, 1985

Line No.	Area, state or country Community (Airport name)	Carrier and type of operation	Type of aircraft	Total departures performed: Scheduled service	Total departures performed: Nonscheduled service	Total departures performed: All services	Departures scheduled	Scheduled departures completed: Number	Scheduled departures completed: Percent of departures scheduled
	1	2	3	4	5	6	7	8	9
1	KLOTEN AIRPORT	PA---INTERNATIONAL	(CONT.)						
2			B-737-200C	104	12	116			
3			B-747SP	20		20			
4			B-747-200	27		27			
5			A-310-200	4	1	5			
6			ALL TYPES	1196	63	1259	1478	1406	95.12
7		TW---INTERNATIONAL	L-1011/100/20	254		254			
8			B-767-200	21		21			
9			B-747	4		4			
10			ALL TYPES	319		319	324	313	96.60
11									
12	COMMUNITY TOTAL	INTERNATIONAL	*B-747F	43		43			
13			*B-747	8		8			
14			B-747	249		249			
15			B-727-200	240	2	242			
16			B-737-100/200	556	48	604			
17			B-737-200C	104	12	116			
18			B-747SP	20		20			
19			B-747-200	27		27			
20			A-310-200	4	1	5			
21			L-1011/100/20	294		294			
22			B-767-200	21		21			
23			ALL TYPES	1566	63	1629	1853	1767	95.35
24									
25	TAIWAN								
26	----------								
27									
28	KAOHSIUNG								
29	(KAOHSIUNG INTERNATIONAL)	FT---INTERNATIONAL	*B-747	4		4			
30			*B-747F	1		1			
31			ALL TYPES	5		5			
32									
33	TAIPEI								
34	(SUNG SHAN)	AQ---INTERNATIONAL	DC-10-30	6		6			
35			ALL TYPES	6		6	6	6	100.00
36									
37		CC---INTERNATIONAL	B-727-100	140		140			
38			B-727-200	4		4			
39			DC-10-30	1		1			
40			ALL TYPES	145		145	152	145	95.39
41									
42		FT---INTERNATIONAL	*B-747	315		315			
43			*B-747F	483		483			
44			ALL TYPES	798		798	939	738	78.59
45									
46		NW---INTERNATIONAL	B-747	549		549			
47			*B-747F	323	1	324			
48			ALL TYPES	872	1	873	894	865	96.75
49									
50		PA---INTERNATIONAL	B-747	36		36			
51			B-747SP	163		163			
52			B-727-200	1		1			
53			B-747-200	21		21			
54			A-300-B4	243		243			
55			ALL TYPES	464		464	486	460	94.65
56									
57	COMMUNITY TOTAL	INTERNATIONAL	DC-10-30	7		7			
58			B-727-100	140		140			
59			B-727-200	5		5			
60			*B-747	315		315			
61			*B-747F	806	1	807			
62			B-747	585		585			
63			B-747SP	163		163			
64			B-747-200	21		21			
65			A-300-B4	243		243			
66			ALL TYPES	2285	1	2286	2477	2214	89.38
67									
68	THAILAND								
69	----------								
70									
71	BANGKOK								
72	(DON MUANG)	PA---INTERNATIONAL	B-747SP	38		38			
73			A-300-B4	64		64			
74			B-747-200	1		1			
75			ALL TYPES	103		103	105	102	97.14
76									
77	TONGA								
78	----------								
79									
80	HA'APIA								
81	(HA'APIA)	HR---INTERNATIONAL	DHC-6	46		46			
82			ALL TYPES	46		46	46	46	100.00
83									
84	NUKUALOFA								
85	(NUKUALOFA)	HA---INTERNATIONAL	DC-8-62	71		71			
86			ALL TYPES	71		71	70	69	98.57
87									
88		HR---INTERNATIONAL	DHC-6	178		178			
89			B-707-300C	2		2			
90			ALL TYPES	180		180	178	178	100.00
91									
92	COMMUNITY TOTAL	INTERNATIONAL	DC-8-62	71		71			
93			DHC-6	178		178			
94			B-707-300C	2		2			
95			ALL TYPES	251		251	248	247	99.59
96									
97	VAVA'U								
98	(VAVA'U)	HR---INTERNATIONAL	DHC-6	276		276			
99			ALL TYPES	276		276	276	276	100.00
100									
101	TRINIDAD & TOBAGO								
102	----------								
103									
104	PORT OF SPAIN								
105	(PIARCO)	BA---INTERNATIONAL	DC-10-10	204		204			
106			B-727-200	161		161			
107			ALL TYPES	365		365	365	365	100.00
108									
109		EA---INTERNATIONAL	B-727-200	317		317			
110			L-1011/100/20	42		42			
111			B-727-100	1		1			
112									

TABLE 7
AIRCRAFT DEPARTURES SCHEDULED AND AIRCRAFT DEPARTURES PERFORMED,
BY TYPE OF OPERATION, BY AIRCRAFT TYPE, BY COMMUNITY, AND BY CARRIER

12 MONTHS ENDED DECEMBER 31, 1985

Line No.	Area, state or country Community (Airport name)	Carrier and type of operation	Type of aircraft	Total departures performed: Scheduled service	Total departures performed: Nonscheduled service	Total departures performed: All services	Departures scheduled	Scheduled departures completed: Number	Scheduled departures completed: Percent of departures scheduled
	1	2	3	4	5	6	7	8	9
1	PIARCO	EA---INTERNATIONAL	(CONT.)						
2			ALL TYPES	360		360	364	359	98.62
3									
4		FT---INTERNATIONAL	*B-747	18		18			
5			*B-747F	28		28			
6			ALL TYPES	46		46	77	39	50.64
7									
8		PA---INTERNATIONAL	B-747	6		6			
9			B-727-200	319		319			
10			L-1011-500 TR	28		28			
11			DC-10-30	1		1			
12			B-747SP	1		1			
13			A-300-B4	342		342			
14			B-747-200	2		2			
15			ALL TYPES	699		699	705	683	96.87
16									
17	COMMUNITY TOTAL	INTERNATIONAL	DC-10-10	204		204			
18			B-727-200	797		797			
19			L-1011/100/20	42		42			
20			B-727-100	1		1			
21			*B-747	18		18			
22			*B-747F	28		28			
23			B-747	6		6			
24			L-1011-500 TR	28		28			
25			DC-10-30	1		1			
26			B-747SP	1		1			
27			A-300-B4	342		342			
28			B-747-200	2		2			
29			ALL TYPES	1470		1470	1511	1446	95.69
30									
31	TURKEY								
32									
33									
34	ISTANBUL (YESIL KOY)	PA---INTERNATIONAL	B-727-200	222	2	224			
35			B-737-100/200	105	36	141			
36			B-747	1		1			
37			A-310-200		12	12			
38			B-737-200C		1	1			
39			ALL TYPES	328	51	379	348	326	93.67
40									
41	EMIRATES								
42									
43									
44									
45	DUBAI, TRUCIAL OMAN (DUBAI)	FT---INTERNATIONAL	*B-747F	66		66			
46			*B-747	30		30			
47			ALL TYPES	96		96	26	13	50.00
48									
49		PA---INTERNATIONAL	B-747	162		162			
50			B-747-200	13		13			
51			ALL TYPES	175		175	187	173	92.51
52									
53	COMMUNITY TOTAL	INTERNATIONAL	*B-747F	66		66			
54			*B-747	30		30			
55			B-747	162		162			
56			B-747-200	13		13			
57			ALL TYPES	271		271	213	186	87.32
58									
59	SHARJAH (SHARJAH)	FT---INTERNATIONAL	*B-747F	1		1			
60			*B-747	3		3			
61			ALL TYPES	4		4			
62									
63	UNITED KINGDOM								
64									
65									
66									
67	GLASGOW/PRESTWICK (PRESTWICK)	AA---INTERNATIONAL	DC-10-30	2		2			
68			ALL TYPES	2		2	2	2	100.00
69									
70									
71		FT---INTERNATIONAL	*B-747F	41		41			
72			*B-747	30		30			
73			ALL TYPES	71		71	70	55	78.57
74									
75		NW---INTERNATIONAL	*B-747F		1	1			
76			B-747	208	1	209			
77			ALL TYPES	208	2	210	201	201	100.00
78									
79	COMMUNITY TOTAL	INTERNATIONAL	DC-10-30	2		2			
80			*B-747F	41	1	42			
81			*B-747	30		30			
82			B-747	208	1	209			
83			ALL TYPES	281	2	283	273	258	94.50
84									
85	LONDON (GATWICK)	AA---INTERNATIONAL	DC-10-30	503		503			
86			ALL TYPES	503		503	506	456	90.11
87									
88		CC---INTERNATIONAL	DC-10-30	153		153			
89			DC-10-10	4		4			
90			DC-9-80	87		87			
91			ALL TYPES	244		244	245	244	99.59
92									
93		DL---INTERNATIONAL	L-1011/100/20	160		160			
94			L-1011-500 TR	240		240			
95			ALL TYPES	400		400	399	398	99.74
96									
97		EA---INTERNATIONAL	DC-10-30	77		77			
98			ALL TYPES	77		77	105	77	73.33
99									
100		NW---INTERNATIONAL	B-747	742	1	743			
101			ALL TYPES	742	1	743	757	742	98.01
102									
103		PE---INTERNATIONAL	B-747-200	397		397			
104			ALL TYPES	397		397	402	397	98.75
105									
106		TW---INTERNATIONAL	B-747	182		182			
107			B-767-200	59		59			
108			ALL TYPES	241		241	242	236	97.52
109									
110									
111		UC---INTERNATIONAL	DC-10-30	579		579			
112									

TABLE 7
AIRCRAFT DEPARTURES SCHEDULED AND AIRCRAFT DEPARTURES PERFORMED, BY TYPE OF OPERATION, BY AIRCRAFT TYPE, BY COMMUNITY, AND BY CARRIER

12 MONTHS ENDED DECEMBER 31, 1965

Line No.	Area, state or country Community (Airport name)	Carrier and type of operation	Type of aircraft	Total departures performed: Scheduled service	Total departures performed: Nonscheduled service	Total departures performed: All services	Departures scheduled	Scheduled departures completed: Number	Scheduled departures completed: Percent of departures scheduled
	1	2	3	4	5	6	7	8	9
1	GATWICK	WC---INTERNATIONAL	(CONT.)						
2			ALL TYPES	579		579	593	573	96.62
3	AIRPORT TOTAL	INTERNATIONAL	DC-10-30	1312		1312			
4			DC-10-10	4		4			
5			DC-9-80	87		87			
6			L-1011/100/20	160		160			
7			L-1011-500 TR	240		240			
8			B-747	924	1	925			
9			B-747-200	357		397			
10			B-707-200	59		59			
11			ALL TYPES	3183	1	3184	3249	3123	96.12
12									
13	(HEATHROW AIRPORT)	DL---INTERNATIONAL	L-1011/100/20	1		1			
14			ALL TYPES	1		1			
15									
16		FT---INTERNATIONAL	*B-747	66		66			
17			*B-747F	214		214			
18			ALL TYPES	280		280	307	240	78.17
19									
20		PA---INTERNATIONAL	B-747	2231	3	2234			
21			B-747SP	81		81			
22			B-727-200	34		34			
23			B-737-100/200	1131		1131			
24			B-737-200C	207		207			
25			B-747-200	552		552			
26			L-1011-500 TR	6		6			
27			ALL TYPES	4242	3	4245	4446	4196	94.37
28									
29		TW---INTERNATIONAL	B-747	1959		1959			
30			L-1011/100/20	389		389			
31			B-747SP	4		4			
32			B-767-200	127		127			
33			ALL TYPES	2519		2519	2533	2479	97.86
34									
35		WC---INTERNATIONAL	DC-10-30	1		1			
36			ALL TYPES	1		1			
37									
38	AIRPORT TOTAL	INTERNATIONAL	L-1011/100/20	390		390			
39			*B-747	66		66			
40			*B-747F	214		214			
41			B-747	4230	3	4233			
42			B-747SP	85		85			
43			B-727-200	34		34			
44			B-737-100/200	1131		1131			
45			B-737-200C	207		207			
46			B-747-200	552		552			
47			L-1011-500 TR	6		6			
48			B-767-200	127		127			
49			DC-10-30	1		1			
50			ALL TYPES	7043	3	7046	7286	6915	94.90
51									
52	COMMUNITY TOTAL BY CARRIER	AA---INTERNATIONAL	DC-10-30	503		503			
53			ALL TYPES	503		503	506	456	90.11
54									
55		CC---INTERNATIONAL	DC-9-80	87		87			
56			DC-10-10	4		4			
57			DC-10-30	153		153			
58			ALL TYPES	244		244	245	244	99.59
59									
60		DL---INTERNATIONAL	L-1011/100/20	161		161			
61			L-1011-500 TR	240		240			
62			ALL TYPES	401		401	399	396	99.74
63									
64		EA---INTERNATIONAL	DC-10-30	77		77			
65			ALL TYPES	77		77	105	77	73.33
66									
67		FT---INTERNATIONAL	*B-747	66		66			
68			*B-747F	214		214			
69			ALL TYPES	280		280	307	240	78.17
70									
71		NW---INTERNATIONAL	B-747	742	1	743			
72			ALL TYPES	742	1	743	757	742	98.01
73									
74		PA---INTERNATIONAL	B-737-100/200	1131		1131			
75			B-737-200C	207		207			
76			B-727-200	34		34			
77			L-1011-500 TR	6		6			
78			B-747	2231	3	2234			
79			B-747-200	552		552			
80			B-747SP	81		81			
81			ALL TYPES	4242	3	4245	4446	4196	94.37
82									
83		PE---INTERNATIONAL	B-747-200	357		357			
84			ALL TYPES	357		397	402	397	98.75
85									
86		TW---INTERNATIONAL	B-767-200	186		186			
87			L-1011/100/20	389		389			
88			B-747	2181		2181			
89			B-747SP	4		4			
90			ALL TYPES	2760		2760	2775	2715	97.83
91									
92		WC---INTERNATIONAL	DC-10-30	580		580			
93			ALL TYPES	580		580	593	573	96.62
94									
95	COMMUNITY TOTAL	INTERNATIONAL	DC-10-30	1313		1313			
96			DC-10-10	4		4			
97			DC-9-80	87		87			
98			L-1011/100/20	550		550			
99			L-1011-500 TR	246		246			
100			B-747	5154	4	5158			
101			B-747-200	949		949			
102			B-707-200	186		186			
103			*B-747	66		66			
104			*B-747F	214		214			
105			B-747SP	85		85			
106			B-727-200	34		34			
107			B-737-100/200	1131		1131			
108			B-737-200C	207		207			
109			ALL TYPES	10226	4	10230	10535	10038	95.28
110									
111									
112									

TABLE 7
AIRCRAFT DEPARTURES SCHEDULED AND AIRCRAFT DEPARTURES PERFORMED, BY TYPE OF OPERATION, BY AIRCRAFT TYPE, BY COMMUNITY, AND BY CARRIER

12 MONTHS ENDED DECEMBER 31, 1985

Line No.	Area, state or country Community (Airport name)	Carrier and type of operation	Type of aircraft	Total departures performed: Scheduled service	Total departures performed: Nonscheduled service	Total departures performed: All services	Departures scheduled	Scheduled departures completed: Number	Scheduled departures completed: Percent of departures scheduled
	1	2	3	4	5	6	7	8	9
1	MANCHESTER	WC---INTERNATIONAL	DC-10-30	1		1			
2	(MANCHESTER)		ALL TYPES	1		1			
3									
4	URUGUAY								
5	----------								
6									
7	MONTEVIDEO								
8	(CARRASCO)	PA---INTERNATIONAL	L-1011-500 TR	84		84			
9			B-747	7		7			
10			B-747-200	1		1			
11			ALL TYPES	92		92	102	91	89.21
12									
13	VENEZUELA								
14	----------								
15									
16	CARACAS								
17	(LA CARLOTA)	FT---INTERNATIONAL	*B-747	64		64			
18			*B-747F	145		145			
19			ALL TYPES	209		209	212	191	90.09
20									
21		PA---INTERNATIONAL	B-747	202		202			
22			B-747SP	15		15			
23			L-1011-500 TR	23		23			
24			DC-10-30	35		35			
25			B-727-200	49		49			
26			B-747-200	4		4			
27			A-300-B4	306		306			
28			ALL TYPES	634		634	654	632	96.63
29									
30	COMMUNITY TOTAL	INTERNATIONAL	*B-747	64		64			
31			*B-747F	145		145			
32			B-747	202		202			
33			B-747SP	15		15			
34			L-1011-500 TR	23		23			
35			DC-10-30	35		35			
36			B-727-200	49		49			
37			B-747-200	4		4			
38			A-300-B4	306		306			
39			ALL TYPES	843		843	866	823	95.03
40									
41	MARACAIBO								
42	(GRANO DE ORO)	PA---INTERNATIONAL	B-727-200	158		158			
43			ALL TYPES	158		158	178	158	88.76
44									
45	WESTERN SAMOA								
46	----------								
47									
48	APIA								
49	(FALEOLO)	HK---INTERNATIONAL	DHC-6	1019		1019			
50			ALL TYPES	1019		1019	1019	1019	100.00
51									
52	YUGOSLAVIA								
53	----------								
54									
55	BELGRADE								
56	(ZEMUN)	PA---INTERNATIONAL	B-737-100/200	150		150			
57			B-737-200C	7		7			
58			ALL TYPES	157		157	157	155	98.72
59									
60	DUBROVNIK								
61	(DUBROVNIK)	PA---INTERNATIONAL	B-737-100/200	173	20	193			
62			B-737-200C	17	1	18			
63			B-727-200	4		4			
64			A-310-200		4	4			
65			ALL TYPES	194	25	219	203	192	94.58
66									
67	ZAGREB								
68	(ZAGREB)	PA---INTERNATIONAL	B-737-100/200	516		516			
69			B-727-200	118		118			
70			B-737-200C	19		19			
71			B-747SP	11		11			
72			B-747-200	5		5			
73			B-747	76		76			
74			ALL TYPES	745		745	531	502	94.53
75									
76	OVER-ALL TOTAL FOR FOREIGN								
77	COUNTRIES	DOMESTIC	B-727-100	2515	1	2516			
78			B-727-200	20592	16	20608			
79			L-1011/100/20	792	4	796			
80			A-300-B4	433	2	435			
81			DC-9-50	2408	1	2409			
82			DC-9-30	6771	161	6932			
83			DC-9-10	574		574			
84			SWEAR-METRO I	295		295			
85			BAC-111-200	258		258			
86			BH-99	393		393			
87			BAC-111-400	100		100			
88			B-737-100/200	5837	4	5841			
89			B-737-300	575	1	576			
90			*B-747F	1		1			
91			DC-10-10	1084	3	1087			
92			B-757-200	1629		1629			
93			B-767-200	2		2			
94			F-27 SERIES	617	1	618			
95			DHC-6	295		295			
96			PA-31/34/39	10		10			
97			F-28-4000/600	2212	20	2232			
98			DC-9-80	422	14	436			
99			CV-580	2		2			
100			DC-10-30	4		4			
101			DC-8-71	258		258			
102			DC-10-40	131		131			
103			B-747	1		1			
104			*DC-6A	4		4			
105			BAE-146-2	6		6			
106			ALL TYPES	48221	228	48449	49304	48147	97.65
107									
108		INTERNATIONAL	L-1011/100/20	11560	40	11600			
109			DC-10-30	4081		4081			
110			*B-747F	6124	12	6136			
111			*B-747	2402		2402			
112									

TABLE 7
AIRCRAFT DEPARTURES SCHEDULED AND AIRCRAFT DEPARTURES PERFORMED,
BY TYPE OF OPERATION, BY AIRCRAFT TYPE, BY COMMUNITY, AND BY CARRIER

12 MONTHS ENDED DECEMBER 31, 1985

Line No.	Area, state or country Community (Airport name)	Carrier and type of operation	Type of aircraft	Total departures performed: Scheduled service	Total departures performed: Nonscheduled service	Total departures performed: All services	Departures scheduled	Scheduled departures completed: Number	Scheduled departures completed: Percent of departures scheduled
	1	2	3	4	5	6	7	8	9
1	TOTAL FOR FOREIGN COUNTRIES	INTERNATIONAL	(CONT.)						
2			L-1011-500 TR	2742		2742			
3			B-747	26011	97	26108			
4			B-747SP	3007	1	3008			
5			B-747-200	2819	4	2823			
6			DC-10-10	4572		4572			
7			B-737-100/200	21454	678	22132			
8			B-737-200C	4360	29	4389			
9			B-727-200	26798	43	26841			
10			B-727-100	2914		2914			
11			DC-9-50	151	1	152			
12			A-300-84	4824	1	4825			
13			DC-9-30	942	1	943			
14			DC-8-71	35	2	37			
15			B-757-200	1559		1559			
16			A-300-82	5		5			
17			*DC-8-63	51		51			
18			*DC-8-62	6		6			
19			*DC-8-63F	17	2	19			
20			DC-8-62	106	26	132			
21			DC-8-63	22	17	39			
22			*B-707-300	112		112			
23			*B-707-300C	235	2	237			
24			*B-727-100	39		39			
25			B-767-200	878		878			
26			B-707-300C	23	1	24			
27			*B-737-200C	422	20	442			
28			A-310-200	6498	42	6540			
29			DC-8-50	11	2	13			
30			DC-9-10	68		68			
31			DC-9-80	622		622			
32			B-737-300	99		99			
33			DHC-6	1519		1519			
34			ALL TYPES	141088	1021	142109	143647	138172	96.18
35		TOTAL	L-1011/100/20	12352	44	12396			
36			DC-10-30	4085		4085			
37			*B-747F	6125	12	6137			
38			*B-747	2402		2402			
39			L-1011-500 TR	2742		2742			
40			B-747	28012	97	28109			
41			B-747SP	3007	1	3008			
42			B-747-200	2819	4	2823			
43			DC-10-10	5656	3	5659			
44			B-737-100/200	27291	682	27973			
45			B-737-200C	4360	29	4389			
46			B-727-200	49390	59	49449			
47			B-727-100	5429	1	5430			
48			DC-9-50	2559	2	2561			
49			A-300-84	5257	3	5260			
50			DC-9-30	7713	162	7875			
51			DC-8-71	293	2	295			
52			B-757-200	3188		3188			
53			A-300-82	5		5			
54			DC-9-10	642		642			
55			*DC-8-63	51		51			
56			*DC-8-62	6		6			
57			*DC-8-63F	17	2	19			
58			SWEAR-METRO I	295		295			
59			BAC-111-200	258		258			
60			BH-99	393		393			
61			BAC-111-400	100		100			
62			B-737-300	674	1	675			
63			B-767-200	880		880			
64			DC-8-62	106	26	132			
65			F-27 SERIES	617	1	618			
66			DHC-6	1814		1814			
67			PA-31/34/39	10		10			
68			F-28-4000/600	2212	20	2232			
69			DC-9-80	1044	14	1058			
70			DC-8-63	22	17	39			
71			CV-580	2		2			
72			DC-10-40	131		131			
73			*B-707-300	112		112			
74			*DC-6A	4		4			
75			*B-707-300C	235	2	237			
76			*B-727-100	39		39			
77			B-707-300C	23	1	24			
78			*B-737-200C	422	20	442			
79			A-310-200	6498	42	6540			
80			DC-8-50	11	2	13			
81			BAE-146-2	6		6			
82			ALL TYPES	189309	1249	190558	192951	186319	96.56
83									
84	OVER-ALL TOTAL FOR ALL COMMUNITIES, ALL AREAS	DOMESTIC	B-727-200	1490066	2526	1492592			
85			B-727-100	315423	295	315718			
86			DC-9-80	319102	1547	320649			
87			DC-9-30	776470	5644	782114			
88			B-737-100/200	1055556	1997	1057553			
89			BAC-111-200	79108	4908	84016			
90			B-767-200	68376	37	68413			
91			B-757-200	60460	34	60494			
92			DC-8-71	56795	145	56940			
93			DC-9-50	154905	124	155029			
94			A-300-84	49073	8	49081			
95			DC-9-15	158165	351	158516			
96			DC-10-10	109708	164	109872			
97			BAE-146-1	21578	40	21618			
98			L-188A/C	398	617	1015			
99			*L-100-30	2486	7	2493			
100			B-737-200C	11679		11679			
101			CV-340/440	84		84			
102			*B-747	3203		3203			
103			*B-747F	6791	6	6797			
104			*B-727-100	12184	80	12264			
105			*DC-6A	5516		5516			
106			DC-10-40	21172		21172			
107			F-27 SERIES	35905	17	35922			
108			FH-227	13148		13148			
109			C-441	98	1	99			
110			CV-580	56647	100	56747			
111									
112									

TABLE 7
AIRCRAFT DEPARTURES SCHEDULED AND AIRCRAFT DEPARTURES PERFORMED,
BY TYPE OF OPERATION, BY AIRCRAFT TYPE, BY COMMUNITY, AND BY CARRIER

12 MONTHS ENDED DECEMBER 31, 1985

Line No.	Area, state or country Community (Airport name)	Carrier and type of operation	Type of aircraft	Total departures performed: Scheduled service	Total departures performed: Nonscheduled service	Total departures performed: All services	Departures scheduled	Scheduled departures completed: Number	Scheduled departures completed: Percent of departures scheduled
	1	2	3	4	5	6	7	8	9
1	TOTAL FOR ALL COMMUNITIES, AREAS	DOMESTIC	(CONF.)						
2			YS-11	1454	29	1483			
3			L-1011/100/20	82000	375	82375			
4			B-747	17541	163	17704			
5			DC-10-30	13508	28	13536			
6			B-737-300	74669	104	74773			
7			*B-727-200		630	630			
8			DC-9-40	6685	345	7030			
9			BAE-146-2	25680	7	25687			
10			*DC-8-73	297	9	306			
11			B-747-200	3477	54	3531			
12			B-747SP	916		916			
13			L-1011-500 TR	4125	2	4127			
14			*L-188A/C	9000	29	9029			
15			*DC-8-62	2136	7	2143			
16			F-28-4000/6000	99980	254	100234			
17			SWEAR-METRO I	56753	3	56756			
18			DHC-6	25444	14	25458			
19			BH-99	32544	24	32568			
20			PA-31/34/39	820		820			
21			SWEAR-METRO I	34007	1	34008			
22			EMBRAER	8		8			
23			A-300-82	4154		4154			
24			DC-8-62	1372	122	1494			
25			DC-8-63	188	88	276			
26			DC-8-50	35		35			
27			DC-8-61		6	6			
28			*DC-8-63F	434		434			
29			*DC-8-63	24		24			
30			*DC-9-30		121	121			
31			*CV-640	4590	48	4638			
32			*DC-8-50F	235	2	237			
33			*DC-6	2842	14	2856			
34			*DC-8-30	351	3	354			
35			*B-737-200C	377		377			
36			DASH-7	41548	1035	42583			
37			DC-9-15F	16		16			
38			BAC-111-400	1458	18	1476			
39			BAE-748	3460	2	3462			
40			SHORTS 360	10526		10526			
41			SD3-30	1616		1616			
42			L-100-30		3	3			
43			ALL TYPES	5456766	22188	5478954	5565402	5414684	97.29
44		INTERNATIONAL	*B-747	3047	5	3052			
45			*B-747F	7956	45	8001			
46			B-707-300C	350	64	414			
47			B-747	43528	374	43902			
48			B-747SP	4785	3	4788			
49			B-747-200	4665	20	4685			
50			B-727-200	48713	106	48819			
51			DC-10-10	7878	4	7882			
52			L-1011/100/20	18610	80	18690			
53			B-737-100/200	22104	715	22819			
54			L-1011-500 TR	4621		4621			
55			A-300-84	7706	1	7707			
56			B-767-200	1651		1651			
57			DC-9-30	1861	1	1862			
58			DC-9-50	302	2	304			
59			B-727-100	8680		8680			
60			DC-10-30	7200	24	7224			
61			B-757-200	2480		2480			
62			A-300-82	10		10			
63			*B-727-100	78	3	81			
64			DC-8-62	554	130	684			
65			DC-8-63	37	20	57			
66			DC-8-61		1	1			
67			*DC-8-63	100	2	102			
68			*DC-8-62	10	1	11			
69			*DC-8-63F	56	3	59			
70			*B-707-300C	406	6	412			
71			B-737-200C	4553	33	4586			
72			*B-707-300	186		186			
73			DC-8-71	71	2	73			
74			DC-9-80	1246		1246			
75			DC-9-10	136		136			
76			B-737-300	199		199			
77			DHC-6	4820		4820			
78			DC-8-50	15	2	17			
79			*B-737-200C	422	20	442			
80			A-310-200	6498	42	6540			
81			ALL TYPES	215554	1709	217263	219145	211270	96.40
82									
83		TOTAL	B-727-200	1538779	2632	1541411			
84			B-727-100	324103	295	324398			
85			DC-9-80	320346	1547	321893			
86			DC-9-30	778351	5645	783996			
87			B-737-100/200	1077660	2712	1080372			
88			BAC-111-200	79108	4908	84016			
89			B-767-200	70027	37	70064			
90			B-757-200	62940	34	62974			
91			DC-8-71	56866	147	57013			
92			DC-9-50	155207	126	155333			
93			A-300-84	56779	9	56788			
94			DC-9-10	158301	351	158652			
95			DC-10-10	117586	168	117754			
96			BAE-146-1	21578	40	21618			
97			L-188A/C	398	617	1015			
98			*L-100-30	2486	7	2493			
99			B-737-200C	16232	33	16265			
100			CV-340/440	84		84			
101			*B-747	6250	5	6255			
102			*B-747F	14747	51	14798			
103			*B-727-100	12262	83	12345			
104			B-707-300C	350	64	414			
105			*DC-6A	5516		5516			
106			DC-10-40	21172		21172			
107			B-747	61069	537	61606			
108			B-747SP	5701	3	5704			
109			B-747-200	8142	74	8216			
110			F-27 SERIES	39905	17	39922			
111			FH-227	13148		13148			
112									

TABLE 7
AIRCRAFT DEPARTURES SCHEDULED AND AIRCRAFT DEPARTURES PERFORMED, BY TYPE OF OPERATION, BY AIRCRAFT TYPE, BY COMMUNITY, AND BY CARRIER

12 MONTHS ENDED DECEMBER 31, 1985

Line No.	Area, state or country Community (Airport name)	Carrier and type of operation	Type of aircraft	Total departures performed: Scheduled service	Total departures performed: Nonscheduled service	Total departures performed: All services	Departures scheduled	Scheduled departures completed: Number	Scheduled departures completed: Percent of departures scheduled
	1	2	3	4	5	6	7	8	9
1	TOTAL FOR ALL COMMUNITIES, AREAS	TOTAL	(CONT.)						
2			C-441	98	1	99			
3			CV-580	56647	100	56747			
4			YS-11	1454	29	1483			
5			L-1011/100/20	100610	455	101065			
6			DC-10-30	21108	52	21160			
7			B-737-300	74868	104	74972			
8			*B-727-200		630	630			
9			DC-9-40	6685	345	7030			
10			BAE-146-2	29680	7	29687			
11			*DC-8-73	297	9	306			
12			L-1011-500 TK	8746	2	8748			
13			*L-188A/C	9000	29	9029			
14			*DC-8-62	2146	8	2154			
15			F-28-4000/600	99980	254	100234			
16			SWEAR-METRO I	56753	3	56756			
17			DHC-6	30264	14	30278			
18			BH-99	32544	24	32568			
19			PA-31/34/39	820		820			
20			SWEAR-METRO I	34007	1	34008			
21			EMBRAER	8		8			
22			A-300-B2	4164		4164			
23			DC-8-62	1926	252	2178			
24			DC-8-63	225	108	333			
25			DC-8-50	50	2	52			
26			DC-8-61		7	7			
27			*DC-8-63F	490	3	493			
28			*DC-8-63	124	2	126			
29			*B-707-300C	406	6	412			
30			*B-707-300	186		186			
31			*DC-9-30		121	121			
32			*CV-640	4590	48	4638			
33			*DC-8-50F	235	2	237			
34			*DC-6	2842	14	2856			
35			*DC-8-30	351	3	354			
36			*B-737-200C	799	20	819			
37			DASH-7	41548	1035	42583			
38			DC-9-15F	16		16			
39			BAC-111-400	1458	18	1476			
40			BAE-748	3460	2	3462			
41			SHORTS 360	10526		10526			
42			SD3-30	1616		1616			
43			L-100-30		3	3			
44			A-310-200	6498	42	6540			
45			ALL TYPES	5672320	23897	5696217	5784547	5625954	97.25
46	SUMMARY BY CARRIER, ALL COMMUNITIES, ALL AREAS								
47		AA---DOMESTIC	DC-9-80	83631	2	83633			
48			B-727-100	74061	4	74065			
49			B-727-200	220974	37	221011			
50			B-767-200	14224		14224			
51			DC-10-10	46208		46208			
52			DC-10-30	4832		4832			
53			ALL TYPES	445930	43	445973	454526	445731	98.06
54									
55		AA---INTERNATIONAL	B-727-200	8622		8622			
56			DC-10-10	5631		5631			
57			B-727-100	1434		1434			
58			DC-10-30	2341		2341			
59			ALL TYPES	18028		18028	18152	17858	98.38
60									
61		AA---TOTAL	DC-9-80	83631	2	83633			
62			B-727-100	75495	4	75499			
63			B-727-200	229596	37	229633			
64			B-767-200	14224		14224			
65			DC-10-10	52839		52839			
66			DC-10-30	7173		7173			
67			ALL TYPES	463958	43	464001	472678	463589	98.07
68									
69		AL---DOMESTIC	BAC-111-200	51358	6	51404			
70			B-737-100/200	55069	934	56003			
71			DC-9-30	203464	2538	206002			
72			B-737-300	15760	26	15786			
73			B-727-200	25955		25955			
74			ALL TYPES	351646	3504	355150	356528	351374	98.55
75									
76		AS---DOMESTIC	CV-580	16224	96	16320			
77			BAE-146-1	5571	8	5579			
78			ALL TYPES	23795	104	23899	24522	23348	95.21
79									
80		AC---DOMESTIC	B-737-100/200	43356	5	43361			
81			*B-737-200C	377		377			
82			ALL TYPES	43733	5	43738	43712	42506	97.24
83									
84		AC---INTERNATIONAL	DC-10-30	22		22			
85			ALL TYPES	22		22	22	22	100.00
86									
87		AC---TOTAL	B-737-100/200	43356	5	43361			
88			*B-737-200C	377		377			
89			DC-10-30	22		22			
90			ALL TYPES	43755	5	43760	43734	42528	97.24
91									
92		AS---DOMESTIC	B-737-100/200	14835	15	14850			
93			DC-9-80	6047	3	6050			
94			B-727-100	6779	11	6790			
95			B-727-200	36641	53	36694			
96			ALL TYPES	64302	82	64384	66383	63032	94.95
97									
98		BF---DOMESTIC	CV-340/440	84		84			
99			*L-100-30	2486		2486			
100			B-737-200C	11679		11679			
101			B-727-100	62		62			
102			ALL TYPES	14311		14311	15489	13613	87.88
103									
104		BA---DOMESTIC	B-727-200	19330	1278	20608			
105			*B-727-200		630	630			
106			ALL TYPES	19330	1908	21238	19311	19229	99.57
107									
108		CC---DOMESTIC	B-727-100	5692	77	5769			
109			ALL TYPES	5692	77	5769	6007	5691	94.73
110									
111		CC---DOMESTIC	B-727-100	16300	3	16303			
112									

TABLE 7
AIRCRAFT DEPARTURES SCHEDULED AND AIRCRAFT DEPARTURES PERFORMED,
BY TYPE OF OPERATION, BY AIRCRAFT TYPE, BY COMMUNITY, AND BY CARRIER

12 MONTHS ENDED DECEMBER 31, 1985

Line No.	Area, state or country Community (Airport name)	Carrier and type of operation	Type of aircraft	Total departures performed: Scheduled service	Total departures performed: Nonscheduled service	Total departures performed: All services	Departures scheduled	Scheduled departures completed: Number	Scheduled departures completed: Percent of departures scheduled
	1	2	3	4	5	6	7	8	9
1	SUMMARY BY CARRIER	CC---DOMESTIC	(CONT.)						
2			B-737-300	6327		6327			
3			DC-9-10	23259		23259			
4			DC-9-30	40180	14	40194			
5			DC-9-80	11760		11760			
6			B-727-200	72051	26	72077			
7			DC-10-30	1428		1428			
8			DC-10-10	9591	9	9600			
9			ALL TYPES	180896	52	180948	184677	179886	97.40
10		CC---INTERNATIONAL	B-727-200	6086	10	6096			
11			B-727-100	5956		5956			
12			DC-10-10	1366		1366			
13			DC-10-30	2294		2294			
14			DC-9-80	1246		1246			
15			B-737-300	199		199			
16			DC-9-10	136		136			
17			DC-9-30	1633		1633			
18			ALL TYPES	18916	10	18926	18842	18521	98.29
19									
20		CC---TOTAL	B-727-100	22256	3	22259			
21			B-737-300	6526		6526			
22			DC-9-10	23395		23395			
23			DC-9-30	41813	14	41827			
24			DC-9-80	13006		13006			
25			B-727-200	78137	36	78173			
26			DC-10-30	3722		3722			
27			DC-10-10	10957	9	10966			
28			ALL TYPES	199312	62	199374	203519	198407	97.48
29									
30		CZ---DOMESTIC	BH-99	19647	24	19671			
31			SWEAR-METRO I	2692	1	2693			
32			BAC-111-200	3806	15	3821			
33			BAC-111-400	1458	18	1476			
34			BAE-748	3460	2	3462			
35			ALL TYPES	31063	60	31123	32721	30927	94.51
36									
37		DL---DOMESTIC	B-737-100/200	91928	137	92065			
38			B-757-200	17845	14	17859			
39			B-767-200	24809	28	24837			
40			DC-9-30	99777	201	99978			
41			B-727-200	230303	103	230406			
42			DC-8-71	23943	6	23949			
43			L-1011/100/20	40006	10	40016			
44			L-1011-500 TR	1699		1699			
45			DC-8-61		5	5			
46			ALL TYPES	530310	504	530814	532260	529229	99.43
47									
48		DL---INTERNATIONAL	B-727-200	1011	4	1015			
49			L-1011/100/20	3104		3104			
50			L-1011-500 TR	1987		1987			
51			DC-8-71	71	2	73			
52			DC-9-30		1	1			
53			ALL TYPES	6173	7	6180	6154	6130	99.61
54									
55		DL---TOTAL	B-737-100/200	91928	137	92065			
56			B-757-200	17845	14	17859			
57			B-767-200	24809	28	24837			
58			DC-9-30	99777	202	99979			
59			B-727-200	231314	107	231421			
60			DC-8-71	24014	8	24022			
61			L-1011/100/20	43110	10	43120			
62			L-1011-500 TR	3686		3686			
63			DC-8-61		5	5			
64			ALL TYPES	536483	511	536994	538414	535359	99.43
65									
66		EA---DOMESTIC	B-757-200	36477	20	36497			
67			DC-9-30	137370	20	137390			
68			DC-9-50	52728	10	52738			
69			A-300-84	44920	8	44928			
70			B-727-100	61644	7	61651			
71			B-727-200	173778	206	173984			
72			L-1011/100/20	15175	72	15247			
73			A-300-82	4154		4154			
74			ALL TYPES	526246	343	526589	533595	521129	97.66
75									
76		EA---INTERNATIONAL	B-757-200	2480		2480			
77			DC-9-30	248		248			
78			DC-9-50	302	2	304			
79			A-300-84	1839		1839			
80			A-300-82	10		10			
81			B-727-100	510		510			
82			B-727-200	15968	66	16034			
83			DC-10-30	227		227			
84			L-1011/100/20	6705	80	8785			
85			ALL TYPES	30289	148	30437	31046	30080	96.88
86									
87		EA---TOTAL	B-757-200	38957	20	38977			
88			DC-9-30	137618	20	137638			
89			DC-9-50	53030	12	53042			
90			A-300-84	46759	8	46767			
91			B-727-100	62154	7	62161			
92			B-727-200	189746	272	190018			
93			L-1011/100/20	23880	152	24032			
94			A-300-82	4164		4164			
95			DC-10-30	227		227			
96			ALL TYPES	556535	491	557026	564641	551209	97.62
97									
98		EF---DOMESTIC	DC-9-10	443	143	586			
99			ALL TYPES	443	143	586	443	443	100.00
100									
101		EZ---DOMESTIC	*B-727-100	2648	76	2724			
102			*DC-8-73	297	9	306			
103			*DC-9-30		121	121			
104			ALL TYPES	2945	206	3151	3121	2945	94.36
105									
106		FF---INTERNATIONAL	B-747	423	201	624			
107			ALL TYPES	423	201	624	423	423	100.00
108									
109		FN---DOMESTIC	B-727-100	281		281			
110			ALL TYPES	281		281	281	281	100.00
111									
112									

TABLE 7
AIRCRAFT DEPARTURES SCHEDULED AND AIRCRAFT DEPARTURES PERFORMED,
BY TYPE OF OPERATION, BY AIRCRAFT TYPE, BY COMMUNITY, AND BY CARRIER

12 MONTHS ENDED DECEMBER 31, 1985

Line No.	Area, state or country Community (Airport name)	Carrier and type of operation	Type of aircraft	Total departures performed: Scheduled service	Total departures performed: Nonscheduled service	Total departures performed: All services	Departures scheduled	Scheduled departures completed: Number	Scheduled departures completed: Percent of departures scheduled
	1	2	3	4	5	6	7	8	9
1	SUMMARY BY CARRIER	(CONT.)							
2		FL---DOMESTIC	B-737-100/200	118212	120	118332			
3			DC-9-80	7868	627	8495			
4			B-727-100	2127	5	2132			
5			ALL TYPES	128207	752	128959	130396	127960	98.13
6		FT---DOMESTIC	*B-727-100	9536	4	9540			
7			*B-747	3203		3203			
8			*B-747F	4828	5	4833			
9			B-747-200		4	4			
10			ALL TYPES	17567	13	17580	20354	16577	81.44
11									
12		FT---INTERNATIONAL	*B-747	3047	5	3052			
13			*B-747F	5405	15	5420			
14			B-747-200		15	15			
15			*B-727-100	78	3	81			
16			ALL TYPES	8530	38	8568	8914	7497	84.10
17									
18		FT---TOTAL	*B-727-100	9614	7	9621			
19			*B-747	6250	5	6255			
20			*B-747F	10233	20	10253			
21			B-747-200		19	19			
22			ALL TYPES	26097	51	26148	29268	24074	82.25
23									
24		FW---DOMESTIC	B-737-100/200	184		184			
25			B-727-100	29		29			
26			ALL TYPES	213		213	213	213	100.00
27									
28		HA---DOMESTIC	DC-9-80	20761	96	20857			
29			L-1011/100/20	775	188	963			
30			DASH-7	19795	1035	20830			
31			DC-9-15F	16		16			
32			DC-9-50	9001	24	9025			
33			DC-8-62	81	84	165			
34			ALL TYPES	50429	1427	51856	59668	45053	75.50
35									
36		HA---INTERNATIONAL	DC-8-62	463		463			
37			ALL TYPES	463		463	452	440	97.34
38									
39		HA---TOTAL	DC-9-80	20761	96	20857			
40			L-1011/100/20	775	188	963			
41			DASH-7	19795	1035	20830			
42			DC-9-15F	16		16			
43			DC-9-50	9001	24	9025			
44			DC-8-62	544	84	628			
45			ALL TYPES	50892	1427	52319	60120	45493	75.67
46									
47		HK---INTERNATIONAL	B-707-300C	252	2	254			
48			DHC-6	4820		4820			
49			ALL TYPES	5072	2	5074	5036	5026	99.80
50									
51		HP---DOMESTIC	B-737-300	5840	2	5842			
52			B-737-100/200	69789		69789			
53			ALL TYPES	75629	2	75631	76608	75274	98.25
54									
55		HL---DOMESTIC	*DC-6A	5516		5516			
56			ALL TYPES	5516		5516	4527	4479	98.93
57									
58		JB---DOMESTIC	DC-9-10	2451		2451			
59			ALL TYPES	2451		2451	2455	2451	99.83
60									
61		JK---DOMESTIC	DC-9-10	8915		8915			
62			B-737-300	2550		2550			
63			ALL TYPES	11465		11465	11594	11442	98.68
64									
65		JW---DOMESTIC	B-727-100	287	1	288			
66			B-727-200	309		309			
67			DC-10-10	570	16	586			
68			DC-10-30	218	4	222			
69			DC-8-50	35		35			
70			DC-8-61		1	1			
71			*DC-8-63F	229		229			
72			DC-8-62	1291	38	1329			
73			*DC-8-62	27	5	32			
74			DC-8-63	188	6	194			
75			*DC-8-63	24		24			
76			ALL TYPES	3178	71	3249	3356	3255	96.99
77									
78		JW---INTERNATIONAL	DC-10-10	1	4	5			
79			DC-10-30	2	8	10			
80			DC-8-61		1	1			
81			*DC-8-63F	56	3	59			
82			DC-8-62	91	130	221			
83			*DC-8-62	10	1	11			
84			DC-8-63	37	20	57			
85			*DC-8-63	100	2	102			
86			B-727-200	1		1			
87			DC-8-50	15	2	17			
88			ALL TYPES	313	171	484	354	313	88.41
89									
90		JW---TOTAL	B-727-100	287	1	288			
91			B-727-200	310		310			
92			DC-10-10	571	20	591			
93			DC-10-30	220	12	232			
94			DC-8-50	50	2	52			
95			DC-8-61		2	2			
96			*DC-8-63F	285	3	288			
97			DC-8-62	1382	168	1550			
98			*DC-8-62	37	6	43			
99			DC-8-63	225	26	251			
100			*DC-8-63	124	2	126			
101			ALL TYPES	3491	242	3733	3710	3568	96.17
102									
103		PE---INTERNATIONAL	B-707-300C	98	62	160			
104			ALL TYPES	98	62	160	96	96	100.00
105									
106		RC---DOMESTIC	DC-9-50	24874	2	24876			
107			DC-9-80	16598	1	16599			
108			ALL TYPES	41472	3	41475	42154	41158	97.63
109									
110		RL---DOMESTIC	DC-9-10	15581	130	15711			
111			DC-9-30	20049	1598	21647			
112									

TABLE 7
AIRCRAFT DEPARTURES SCHEDULED AND AIRCRAFT DEPARTURES PERFORMED,
BY TYPE OF OPERATION, BY AIRCRAFT TYPE, BY COMMUNITY, AND BY CARRIER

12 MONTHS ENDED DECEMBER 31, 1985

Line No.	Area, state or country Community (Airport name)	Carrier and type of operation	Type of aircraft	Total departures performed: Scheduled service	Total departures performed: Nonscheduled service	Total departures performed: All services	Departures scheduled	Scheduled departures completed: Number	Scheduled departures completed: Percent of departures scheduled
	1	2	3	4	5	6	7	8	9
1	SUMMARY BY CARRIER	PL---DOMESTIC	(CONT.)						
2			DC-9-80	665	9	674			
3			B-737-100/200	6280		6280			
4			ALL TYPES	42575	1737	44312	43400	42564	98.07
5		NW---DOMESTIC	B-757-200	6049		6049			
6			B-727-200	113129	48	113177			
7			DC-10-40	21172		21172			
8			*B-747F	1963	1	1964			
9			B-727-100	18356		18356			
10			B-747	3711	108	3819			
11			ALL TYPES	164380	157	164537	167212	163953	98.05
12									
13		NW---INTERNATIONAL	B-747	14103	142	14245			
14			*B-747F	2551	30	2581			
15			ALL TYPES	16654	172	16826	16478	16245	98.58
16									
17		NW---TOTAL	B-757-200	6049		6049			
18			B-727-200	113129	48	113177			
19			DC-10-40	21172		21172			
20			B-747	17814	250	18064			
21			*B-747F	4514	31	4545			
22			B-727-100	18356		18356			
23			ALL TYPES	181034	329	181363	183690	180198	98.09
24									
25		NY---DOMESTIC	DC-9-30	40208	6	40214			
26			B-737-300	2327	2	2329			
27			DC-9-80	12785	21	12806			
28			ALL TYPES	55320	29	55349	56974	54835	96.24
29									
30		OC---DOMESTIC	B-737-100/200	58855	90	58985			
31			B-737-300	9106	46	9152			
32			DC-9-80	11022	242	11264			
33			ALL TYPES	79023	378	79401	82138	76997	93.74
34									
35		CO---DOMESTIC	DC-9-30	87276	1146	88422			
36			DC-9-40	6685	345	7030			
37			DC-9-80	4011	35	4046			
38			DC-9-10	15962	30	15992			
39			ALL TYPES	113934	1556	115490	115739	113557	98.11
40									
41		PA---DOMESTIC	A-300-B4	4153		4153			
42			B-727-200	37499	75	37574			
43			L-1011-500 TR	2426	2	2428			
44			B-747	3412	6	3418			
45			B-747-200	894	2	896			
46			B-747SP	904		904			
47			B-727-100	68		68			
48			DC-10-30	7		7			
49			ALL TYPES	49363	85	49448	53860	49042	91.05
50									
51		PA---INTERNATIONAL	B-747	16566	30	16596			
52			B-747-200	3645	5	3650			
53			B-747SP	4221	2	4223			
54			B-737-100/200	20107	679	20786			
55			A-300-B4	5867	1	5868			
56			B-727-200	11779	26	11805			
57			L-1011-500 TR	2634		2634			
58			DC-10-30	203		203			
59			B-727-100	780		780			
60			B-737-200C	3870	29	3899			
61			*B-737-200C	422	20	442			
62			A-310-200	6498	42	6540			
63			ALL TYPES	76592	834	77426	78717	74959	95.22
64									
65		PA---TOTAL	B-747	19978	36	20014			
66			B-747-200	4539	7	4546			
67			B-747SP	5125	2	5127			
68			A-300-B4	10020	1	10021			
69			B-727-200	49278	101	49379			
70			L-1011-500 TR	5060	2	5062			
71			B-737-100/200	20107	679	20786			
72			B-727-100	848		848			
73			DC-10-30	210		210			
74			B-737-200C	3870	29	3899			
75			*B-737-200C	422	20	442			
76			A-310-200	6498	42	6540			
77			ALL TYPES	125955	919	126874	132577	124001	93.53
78									
79		PE---DOMESTIC	B-737-100/200	53070		53070			
80			B-727-200	88417		88417			
81			B-747-200	2427		2427			
82			ALL TYPES	143914		143914	148689	143746	96.67
83									
84		PE---INTERNATIONAL	B-747-200	1020		1020			
85			ALL TYPES	1020		1020	1035	1020	98.55
86									
87		PE---TOTAL	B-737-100/200	53070		53070			
88			B-727-200	88417		88417			
89			B-747-200	3447		3447			
90			ALL TYPES	144934		144934	149724	144766	96.68
91									
92		PI---DOMESTIC	B-727-200	83955	86	84041			
93			B-737-300	9802	5	9807			
94			B-737-100/200	179237	534	179771			
95			F-28-4000/600	49334	41	49375			
96			ALL TYPES	322328	666	322994	325243	321492	98.83
97									
98		PP---DOMESTIC	PA-31/34/39	820		820			
99			BH-99	1761		1761			
100			CV-580	17		17			
101			F-27 SERIES	9071	6	9077			
102			DHC-6	25444	14	25458			
103			F-28-4000/600	1290	9	1299			
104			EMBRAER	8		8			
105			ALL TYPES	38371	29	38400	44123	38224	86.63
106									
107		PS---DOMESTIC	DC-9-30	11354	3	11357			
108			DC-9-80	88057	440	88497			
109			BAE-146-1	938		938			
110			BAE-146-2	29680	7	29687			
111			ALL TYPES	129629	450	130079	131936	128252	97.20
112									

TABLE 7
AIRCRAFT DEPARTURES SCHEDULED AND AIRCRAFT DEPARTURES PERFORMED, BY TYPE OF OPERATION, BY AIRCRAFT TYPE, BY COMMUNITY, AND BY CARRIER

12 MONTHS ENDED DECEMBER 31, 1985

Line No.	Area, state or country Community (Airport name)	Carrier and type of operation	Type of aircraft	Total departures performed: Scheduled service	Total departures performed: Nonscheduled service	Total departures performed: All services	Departures scheduled	Scheduled departures completed: Number	Scheduled departures completed: Percent of departures scheduled
	1	2	3	4	5	6	7	8	9
1	SUMMARY BY CARRIER	(CONT.)							
2		GT---DOMESTIC	B-727-100	128	1	129			
3			ALL TYPES	128	1	129	146	128	87.67
4									
5		GX---DOMESTIC	F-28-4000/600	2233		2233			
6			BAC-111-200	1447		1447			
7			CV-580	942		942			
8			F-27 SERIES	22683	11	22694			
9			SWEAR-METRO I	56753	3	56756			
10			DC-9-30	57		57			
11			BH-99	134		134			
12			ALL TYPES	84249	14	84263	87251	84276	96.59
13									
14		RC---DOMESTIC	DC-9-10	85794	28	85822			
15			DC-9-30	136106	118	136224			
16			DC-9-50	68142	88	68230			
17			B-737-200	89		89			
18			DC-9-80	14064	59	14123			
19			B-727-200	24391	30	24421			
20			CV-580	37412	4	37416			
21			ALL TYPES	365998	327	366325	371982	362949	97.57
22									
23		RI---DOMESTIC	BAE-146-1	1672	17	1689			
24			C-441	98	1	99			
25			CV-580	52		52			
26			F-27 SERIES	1111		1111			
27			FH-227	348		348			
28			ALL TYPES	3281	18	3299	3757	3247	86.42
29									
30		RL---DOMESTIC	BH-99	11002		11002			
31			FH-227	12800		12800			
32			SWEAR-METRO I	18072		18072			
33			BAC-111-200	969		969			
34			ALL TYPES	42843		42843	45571	42843	94.01
35									
36		RV---DOMESTIC	L-188A/C	398	617	1015			
37			B-727-100	1026	33	1059			
38			YS-11	1454	29	1483			
39			ALL TYPES	2878	679	3557	3115	2866	92.00
40									
41		SI---DOMESTIC	DC-9-80	10017	12	10029			
42			ALL TYPES	10017	12	10029	10106	10016	99.10
43									
44		TA---DOMESTIC	L-1011/100/20	12	101	113			
45			B-747	22		22			
46			ALL TYPES	34	101	135	34	34	100.00
47									
48		TB---DOMESTIC	*L-100-30		7	7			
49			B-747-200	156	48	204			
50			DC-8-63		82	82			
51			L-100-30		3	3			
52			ALL TYPES	156	140	296	156	156	100.00
53									
54		TB---DOMESTIC	B-767-200	8711		8711			
55			DC-9-80	31738		31738			
56			B-727-100	43527	4	43531			
57			B-727-200	85103	44	85147			
58			L-1011/100/20	26032	4	26036			
59			B-747	1834		1834			
60			B-747SP	12		12			
61			ALL TYPES	200957	52	201009	203824	200418	98.32
62									
63		TB---INTERNATIONAL	B-747	11806		11806			
64			L-1011/100/20	6801		6801			
65			B-747SP	564	1	565			
66			B-767-200	1651		1651			
67			B-727-200	1608		1608			
68			ALL TYPES	22430	1	22431	22749	22205	97.60
69									
70		TB---TOTAL	B-767-200	10362		10362			
71			DC-9-80	31738		31738			
72			B-727-100	43527	4	43531			
73			B-727-200	90711	44	90755			
74			L-1011/100/20	32833	4	32837			
75			B-747	13640		13640			
76			B-747SP	576	1	577			
77			ALL TYPES	223387	53	223440	226573	222623	98.25
78									
79		UA---DOMESTIC	B-737-100/200	113228	93	113321			
80			B-727-100	83372	148	83520			
81			B-727-200	179129	478	179607			
82			DC-10-10	39476	118	39594			
83			DC-8-71	32852	139	32991			
84			B-767-200	20632	9	20641			
85			DC-10-30	3290	2	3292			
86			B-747	8562	49	8611			
87			ALL TYPES	480541	1037	481577	494508	478893	96.76
88									
89		UA---INTERNATIONAL	B-747	630	1	631			
90			DC-10-30	688		688			
91			ALL TYPES	1318	1	1319	1355	1312	96.82
92									
93		UA---TOTAL	B-737-100/200	113228	93	113321			
94			B-727-100	83372	148	83520			
95			B-727-200	179129	478	179607			
96			DC-10-10	39476	118	39594			
97			DC-8-71	32852	139	32991			
98			B-767-200	20632	9	20641			
99			DC-10-30	3978	2	3980			
100			B-747	9192	50	9242			
101			ALL TYPES	481659	1037	482696	496263	480205	96.76
102									
103		US---DOMESTIC	SWEAR-METRO I	13243		13243			
104			F-28-4000/600	47163	204	47367			
105			ALL TYPES	60406	204	60610	62900	60174	95.66
106									
107		VR---DOMESTIC	*L-188A/C	5000	29	5029			
108			*DC-6-62	2109	2	2111			
109			*DC-6	2842	14	2856			
110			*CV-640	4590	48	4638			
111			*DC-8-30	351	3	354			
112			*DC-8-50F	235	2	237			

TABLE 7
AIRCRAFT DEPARTURES SCHEDULED AND AIRCRAFT DEPARTURES PERFORMED,
BY TYPE OF OPERATION, BY AIRCRAFT TYPE, BY COMMUNITY, AND BY CARRIER

12 MONTHS ENDED DECEMBER 31, 1985

Line No.	Area, state or country Community (Airport name)	Carrier and type of operation	Type of aircraft	Total departures performed: Scheduled service	Total departures performed: Nonscheduled service	Total departures performed: All services	Departures scheduled	Scheduled departures completed: Number	Scheduled departures completed: Percent of departures scheduled
	1	2	3	4	5	6	7	8	9
1	SUMMARY BY CARRIER	WR---DOMESTIC	(CONT.)						
2			*DC-8-63F	205		205			
3			ALL TYPES	19332	98	19430	9860	9838	99.77
4		WX---INTERNATIONAL	B-737-100/200	1997	36	2033			
5			B-737-200C	683	4	687			
6			*B-707-300	186		186			
7			*B-707-300C	406	6	412			
8			ALL TYPES	3272	46	3318	3272	3272	100.00
9									
10		WA---DOMESTIC	B-727-200	84552	58	84610			
11			DC-10-10	9290	17	9307			
12			B-737-300	4572		4572			
13			B-737-100/200	65349	18	65367			
14			ALL TYPES	163763	93	162856	166098	163037	98.15
15									
16		WA---INTERNATIONAL	B-727-200	3638		3638			
17			DC-10-10	879		879			
18			ALL TYPES	4517		4517	4564	4458	97.67
19									
20		WA---TOTAL	B-727-200	88190	58	88248			
21			DC-10-10	10169	17	10186			
22			B-737-300	4572		4572			
23			B-737-100/200	65349	18	65367			
24			ALL TYPES	168280	93	168373	170662	167495	98.14
25									
26		WN---DOMESTIC	B-737-300	16385	23	16408			
27			B-737-100/200	175273	50	175323			
28			B-727-200	10550	4	10554			
29			DC-9-50	160		160			
30			ALL TYPES	208368	77	208445	210944	208368	98.77
31									
32		WC---DOMESTIC	DC-10-10	2573	4	2577			
33			DC-10-30	4133	22	4155			
34			B-727-100	1485	1	1486			
35			ALL TYPES	8191	27	8218	8612	7957	92.39
36									
37		WC---INTERNATIONAL	DC-10-10	1		1			
38			DC-10-30	1423	16	1439			
39			ALL TYPES	1424	16	1440	1484	1393	93.86
40									
41		WC---TOTAL	DC-10-10	2574	4	2578			
42			DC-10-30	5556	38	5594			
43			B-727-100	1485	1	1486			
44			ALL TYPES	9615	43	9658	10096	9350	92.61
45									
46		WX---DOMESTIC	DC-9-10	4498	20	4518			
47			B-727-100	199		199			
48			ALL TYPES	4697	20	4717	4750	4695	98.84
49									
50		2C---DOMESTIC	BAC-111-200	18589	4887	23476			
51			ALL TYPES	18589	4887	23476	18710	18589	99.35
52									
53		2A---DOMESTIC	BAE-146-1	13797	15	13812			
54			F-27 SERIES	7040		7040			
55			SD3-30	1616		1616			
56			SHORTS 360	10526		10526			
57			DASH-7	21753		21753			
58			BAC-111-200	2899		2899			
59			ALL TYPES	57631	15	57646	59419	57532	96.82
60									
61		2P---DOMESTIC	B-737-100/200	6851	1	6852			
62			DC-9-10	1262		1262			
63			DC-9-30	629		629			
64			DC-9-80	78		78			
65			ALL TYPES	8820	1	8821	9044	8820	97.52
66									
67	TOTAL FOR ALL CARRIERS	DOMESTIC	ALL TYPES	5456766	22188	5478954	5565402	5414684	97.29
68									
69		INTERNATIONAL	ALL TYPES	215554	1709	217263	219145	211270	96.40
70									
71		TOTAL	ALL TYPES	5672320	23897	5696217	5784547	5625954	97.25

*--ALL CARGO SERVICE.

END

DATE
FILMED
10-86