

12

NSWC TR 85-388

EVALUATION OF THE LMA™ SERIES OF WIRE ROPE TESTING INSTRUMENTS

BY PAUL M. GAMMELL (NSWC) LARRY D. UNDERBAKKE (NCEL)

RESEARCH AND TECHNOLOGY DEPARTMENT

30 SEPTEMBER 1985

DTIC
ELECTE
SEP 05 1986
S D

Approved for public release; distribution is unlimited.



NAVAL SURFACE WEAPONS CENTER

Dahlgren, Virginia 22448-5000 • Silver Spring, Maryland 20903-5000

AD-A171 622

DTIC FILE COPY

86 0 5 007

UNCLASSIFIED

SECURITY CLASSIFICATION OF THIS PAGE

AD-A171622

REPORT DOCUMENTATION PAGE

1a. REPORT SECURITY CLASSIFICATION UNCLASSIFIED			1b. RESTRICTIVE MARKINGS	
2a. SECURITY CLASSIFICATION AUTHORITY			3. DISTRIBUTION / AVAILABILITY OF REPORT Approved for public release; distribution is unlimited.	
2b. DECLASSIFICATION / DOWNGRADING SCHEDULE			5. MONITORING ORGANIZATION REPORT NUMBER(S)	
4. PERFORMING ORGANIZATION REPORT NUMBER(S) NSWC TR 85-388			7a. NAME OF MONITORING ORGANIZATION	
6a. NAME OF PERFORMING ORGANIZATION Naval Surface Weapons Center		6b. OFFICE SYMBOL (if applicable) R34	7b. ADDRESS (City, State, and ZIP Code)	
6c. ADDRESS (City, State, and ZIP Code) White Oak Laboratory 10901 New Hampshire Avenue Silver Spring, MD 20903-5000			9. PROCUREMENT INSTRUMENT IDENTIFICATION NUMBER	
8a. NAME OF FUNDING / SPONSORING ORGANIZATION Naval Facilities Command		8b. OFFICE SYMBOL (if applicable) FAC 04BF	10. SOURCE OF FUNDING NUMBERS	
8c. ADDRESS (City, State, and ZIP Code) 200 Stovall Street Alexandria, VA 22332			PROGRAM ELEMENT NO. 65502N	PROJECT NO. N0001485 WR22145-AA
			TASK NO. R1868	WORK UNIT ACCESSION NO. 5R34EA
11. TITLE (Include Security Classification) Evaluation of the LMA TM Series of Wire Rope Testing Instruments				
12. PERSONAL AUTHOR(S) Gammell, Paul M. (NSWC) and Underbakke, Larry D. (NCEL)				
13a. TYPE OF REPORT Final		13b. TIME COVERED FROM 84/10/1 TO 85/9/30	14. DATE OF REPORT (Year, Month, Day) 85/9/30	15. PAGE COUNT 46
16. SUPPLEMENTARY NOTATION				
17. COSATI CODES			18. SUBJECT TERMS (Continue on reverse if necessary and identify by block number)	
FIELD	GROUP	SUB-GROUP	Wire Rope Inspection	
13	03		Cranes/Rigging/Inspection	
13	12		Magnetic Flux Leakage	
			Nondestructive Testing	
19. ABSTRACT (Continue on reverse if necessary and identify by block number)				
<p>This study evaluates some of the LMATM series instruments for the inspection of wire rope that have been developed by NDT Technologies of South Windsor, CT. These are small units, based upon the measurement of magnetic flux leakage, and appear to be well-suited for the inspection of portable cranes despite some limitations. In contrast, most devices using this method of flaw detection are large and heavy, and are only appropriate for use on mining hoists.</p> <p>Safety assurance of wire rope has long been an area of concern to the Navy. Current manual inspection methods are slow, tying up equipment for a long time, and present significant hazards to the inspector. In addition, the current wire rope inspection standards, based upon the limitations of manual inspection, are not appropriate for the newer wire rope inspection devices and must be modified if these devices are to see more widespread use.</p>				
20. DISTRIBUTION / AVAILABILITY OF ABSTRACT <input checked="" type="checkbox"/> UNCLASSIFIED/UNLIMITED <input type="checkbox"/> SAME AS RPT. <input type="checkbox"/> DTIC USERS			21. ABSTRACT SECURITY CLASSIFICATION UNCLASSIFIED	
22a. NAME OF RESPONSIBLE INDIVIDUAL Paul M. Gammell			22b. TELEPHONE (Include Area Code) (202) 394-1959	22c. OFFICE SYMBOL R34

DD FORM 1473, 84 MAR

83 APR edit. on may be used until exhausted.
All other editions are obsolete.

SECURITY CLASSIFICATION OF THIS PAGE

UNCLASSIFIED

FOREWORD

This report documents the field evaluation of the LMATM series of wire rope inspection instruments made by NDT Technologies of South Windsor, CT. Development of these instruments was funded in part by the small business program of the Office of Naval Research.

The Navy's interest in improved wire rope inspection devices intensified after an accident in the early 1970's in which an inspector was fatally injured using the traditional rag inspection technique, the industry standard since 1915.

The magnetic flux leakage device being developed by NDT technologies was funded for further development because its light weight and small size make it appropriate for the inspection of cranes, unlike the heavier instruments that have been developed for the large hoists used in the mining industry.

The objective of this study was to investigate the suitability of this series of instruments for inspecting the rigging of cranes. A comprehensive comparison of the performance of these instruments vis-a-vis the competition would require about two man-years of effort and is beyond the scope of the current project.

The authors may be contacted at:

Naval Surface Weapons Center (NSWC)
White Oak Laboratory
Attn: Mr. Paul M. Gammell, Code R34
10901 New Hampshire Avenue
Silver Spring, MD 20903-5000

Phone: Commercial--(202) 394-1959
Autovon--290-1959

Naval Civil Engineering Laboratory (NCEL)
Attn: Mr. Larry D. Underbakke, Code L43
Port Hueneme, CA 93043

Phone: Commercial--(805) 982-5444
Autovon--360-5444



Accession For	
NTIS CRA&I	<input checked="" type="checkbox"/>
DTIC TAB	<input type="checkbox"/>
Unannounced	<input type="checkbox"/>
Justification	
By	
Distribution /	
Availability Codes	
Dist	Avail and/or Special
A-1	

Approved by:

Jack R. Dixon
JACK R. DIXON, Head
Materials Division

CONTENTS

	<u>Page</u>
INTRODUCTION	1
OBJECTIVE.	1
WIRE ROPES	1
MANUAL INSPECTION OF WIRE ROPES	2
NEED FOR NEW INSPECTION CRITERIA	3
INSPECTION BY MAGNETIC FLUX LEAKAGE	3
INSTRUMENTS BY NDT TECHNOLOGIES, INC.	5
EVALUATION OF THE NDT TECHNOLOGIES INSTRUMENTS	6
EVALUATION OF THE LMA-175 ON CONSTRUCTION CRANES WITH IN-SERVICE ROPES	9
LABORATORY TESTS AT NCEL	9
DISCUSSION	13
CONCLUSIONS	15
REFERENCES	16

ILLUSTRATIONS

<u>Figure</u>	<u>Page</u>
1A RESPONSE OF LMA-125 TO SIMULATED DEFECTS IN A 0.75-INCH-DIAMETER, 6 x 19 PLOW-STEEL ROPE ON A TEST TRACK (DIRECTLY RECORDED DATA)	7
1B RESPONSE OF LMA-125 TO SIMULATED DEFECTS IN A 0.75-INCH-DIAMETER, 6 x 19 PLOW-STEEL ROPE ON A TEST TRACK (DATA PLAYED BACK FROM MAGNETIC CASSETTE)	8
2 PETTIBONE 50TK CRANE USED FOR EVALUATING THE LMA-75 AT PORT HUENEME, CA	10
3 THE LMA-75 IN PLACE ON A WIRE ROPE WITH THE INSTRUMENT HINGES OPEN	10
4 THE LMA-75 IN PLACE ON THE WIRE ROPE NEAR THE DRUM WITH THE INSTRUMENT HINGES CLOSED	11
5 ELECTRONICS PACKAGE AND RECORDER IN PLACE ON THE CRANE HOUSING NEAR THE DRUM	11

INTRODUCTION

OBJECTIVE

The objective of this task was to evaluate the LMATM series of wire rope inspection instruments (manufactured by NDT Technologies, South Windsor, Connecticut) and to identify impediments to the more efficient inspection of wire rope. This was intended to be a modest level of effort, using only existing facilities.

WIRE ROPES

Wire ropes are fault-tolerant by design. The load is uniformly distributed among the wires, yet there is enough frictional force between the wires that, should a given wire break, its portion of the load is shared by the remaining wires near the break and also returned to it a short distance from the break. Thus a broken wire is not useless over its entire length, but only in the immediate vicinity of a break. In addition, wire ropes possess an amazing degree of flexibility for their load-bearing capability.

The existence of a few isolated breaks will not affect the serviceability of a wire rope in most applications. Indeed, individual wires are often discontinuous due to the changing of spools during manufacture. A cluster of broken wires or excessive loss of their cross-sectional area (because of wear or corrosion) can result in overloading of the remaining wires however.

Several factors make concentrated wire damage likely. Regions of overlap at the end of each layer of windings on the drum are subject to extensive work hardening and peening of the wires. Corrosion may be concentrated in certain areas, depending on use and storage. Incidental abuse can result in concentrated damage. Manufacturing defects can occur, such as from the replacement of many wire spools over a short region of the rope, resulting in a concentration of wire discontinuities. Any of these concentrations of damage or weakness is significant if the affected region is so short that the stress cannot be redistributed between breaks; thus the loss of strength is equivalent to that of several wires being broken at the same location.

The design of a rope and the type of service it sees determine the kinds of defects that are most likely to occur. Ropes are filled with grease during manufacture to allow the strands to slip against one another and to exclude moisture. Service conditions that cause the grease to be removed make the rope more susceptible to corrosion. Fiber cores hold more grease than wire cores and

are also more flexible, but if the grease is lost, they can hold more moisture as well and the resultant corrosion can be very severe on the inside, but unnoticeable on the outside.

Mine hoists and construction cranes present very different problems. Mine ropes generally have large D/d ratios (ratio of the diameter of the sheave or drum to the diameter of the rope) which minimize flexing and work hardening of the rope, with the result that fatigue-induced wire damage is relatively rare. The main enemies of mining hoist ropes are wear and, especially, corrosion, which is particularly severe in some mines because of the acidic minerals. These ropes are frequently thousands of feet long, of large diameter, and can remain in service for years as their gradual wear is monitored. The cranes used in most construction sites are designed to be more compact, so there is not room for large drums and sheaves. This results in more flexing and work hardening of the rope, and broken wires are the major concern. Broken wires may be concentrated in regions of additional insult, such as where the rope is subject to peening due to drum overlay at the end of each layer. Since drum space is at a premium on these cranes, "improved" plow-steel wire is often used. Since the higher strength of this rope is due to work hardening during its manufacture, it is already more brittle, with less margin for further in-service work hardening before becoming too brittle for service. In practice, about 70 percent to 80 percent of the broken wires occur on the inside of the cable where they are not visible. Since the wire diameters are small and the lengths are short (a few hundred feet), economics generally favor using the "improved" plow steel for its greater initial strength and replacing the cables every few months. In both applications, the wire may be subject to incidental abuse. Although replacement schedules are used in both applications, costly premature failure can still occur. On the other hand, replacement of ropes is costly in terms of materials and downtime. Inspection can minimize the cost and risk only if it properly addresses all types of damage, inside and out. Inspection access is different in the above two applications. Mining hoists generally have a large platform that can accommodate a bulky instrument, whereas space is limited on construction cranes.

Ropes experience very different service conditions when used as drag lines (for dredging), which are subject to wear and corrosion (being constantly in the mud and dirt) and which can be abused by operator technique (such as allowing the wire to go slack on the spool as the bucket is thrown out, only to be sloppily overlain as it is taken up). Entirely different service conditions are encountered by ropes used as antenna guy wires which, in being constantly exposed to the environment, are candidates for corrosion. Wind strumming causes work hardening to be concentrated at the antinodes.

Manual Inspection of Wire Ropes

The technique and standards for manual inspection of wire rope have remained unchanged since 1915. The standards were developed in response to the alarming safety record of the industry at that time. Circa 1911, with 4 accidental deaths per 1000 miners per year¹, the average miner (who started work at about age 12 and did not retire until his early sixties) faced an 18 percent probability of a fatal accident over a 50-year career.

Using this technique, the inspector holds a rag around the moving wire rope. Whenever the rag is snagged by a broken wire, the winch is stopped and that area of wire inspected.² The rope is rejected if visual inspection reveals "more than six randomly distributed broken wires on one rope lay or three broken wires in one strand in one rope lay."³ The rope can also be rejected on the basis of wear and corrosion.³

When the wire is in motion during this inspection, rope speeds of 50 feet per minute or less are recommended.² Because the speeds used for visual inspection are extremely slow, this method ties the equipment up for a considerable length of time. In one recent (1973) accident, a rope inspector in a Naval shipyard was killed by being pulled into the rigging because he could not release the rag in which he had become entangled. Since this accident, the U.S. Navy has recommended that rope speeds used during inspection be reduced even further--to 6 feet per minute or less!

The inside of the rope is not normally inspected, and the current standard⁴ attempts to compensate by allowing fewer broken wires on the outside. The likely ratio of broken internal to external wires depends on such factors as the design and service of the rope. Fiber-core rope that has lost its lubrication and picked up moisture is likely to develop extensive internal corrosion with no visible external deterioration.

Need for New Inspection Criteria

Changes in metallurgy tend to invalidate the rag-catching criteria. The rag technique was based on the fact that the soft steel wires used in the older cables would work loose and bend back as they passed through the sheaves to form "fishhooks." For greater strength, most cranes today are rigged with a hardened steel wire (improved plow steel or extra-improved plow steel), which breaks as it is bent back rather than producing fishhooks. This results in a short region of missing wire that will not catch a rag, so a region of severe damage can go unnoticed.

As mentioned above, corrosion can start on the inside of a rope, and some types of rope and use favor internal breaks. Also, changes that have been made since the 1915 standards, such as nylon-lined sheaves, reduce the wear of the outer wires. Consequently, the outer wires do not necessarily fail faster anymore. A detection method that is sensitive to internal damage and inspection standards based upon the detection of interior as well as exterior broken wires and corrosion damage are needed.

Inspection by Magnetic Flux Leakage

Magnetic flux leakage is a very sensitive means by which to detect changes of cross-sectional area of steel wire ropes, as may be due to either corrosion or to broken wires. This technology for wire rope inspection has been reviewed elsewhere.^{5,6}

The earlier instruments were termed either "AC" or "DC" instruments and sensed the flux with a simple search coil. The "AC" instruments induced a strong

alternating magnetic field along the axis of the rope and measured the flux resulting from a given current in the exciting coils. These instruments responded primarily to a change in effective cross-sectional area, and thus were indicators of wear and corrosion. The "DC" instruments applied a constant magnetic field along the axis of the rope. Usually the field was strong enough to magnetically saturate the rope. In the regions of breaks, the magnetic field would "pop out" of the saturated rope. This leakage field could be detected by a simple search coil if the rope were moved through the instrument. This instrument was particularly sensitive to broken wires. Since search coils were used to detect a DC flux, the rope had to be moved through the instrument at a certain minimum speed to obtain a satisfactory response.

The data from either of these instruments could give indications of both broken wires and loss of metallic area with proper interpretation. However, usually both an AC and a DC machine were used when reliable assessments of both loss of metallic area and of local faults were desired.

A few years ago the Research Department of Noranda Mines (Pointe Claire, Quebec) developed an instrument that combines the features of both the AC and the DC instruments. This instrument, the MagnographTM, uses permanent magnets to saturate approximately 18 inches of the wire rope and uses Hall effect sensors, which can measure a steady magnetic flow. Hall sensors within the pole faces measure the flux induced in the wire and thus the loss of metallic area without the necessity of using an alternating field. The leakage flux along the wire is sensed by Hall sensors along the rope midway between the poles and a minimal rope speed is not necessary.

The MagnographTM was designed for inspection of mine hoists, for which it does an excellent job. In this application, its size (approximately two feet long) and weight (approximately 90 to 125 pounds, depending on the size of the wire for which it is adapted) are not problems. Its size and weight, however, are genuine impediments to its use in inspecting most types of cranes.

* Manufactured by Heath and Sherwood, Inc., Markham, Ontario, Canada.

INSTRUMENTS BY NDT TECHNOLOGIES, INC.

NDT Technologies, Inc., (South Windsor, CT) has developed a series of lightweight (about 17-pound sensor head) permanent magnet instruments that are particularly well-suited for inspecting crane rigging. Each device in this series uses a search coil to detect local faults (such as broken wires) and integrates the signal for the loss-of-metallic-area indication. The wire must be run through the particular device at a speed of 50 feet per minute or more.

Because these instruments locate regions containing broken wires or with a loss of metallic area, the inspector can concentrate the visual inspection on these suspect areas. The wire is scanned for suspect areas at a rope speed of 50-1000 feet/minute, as opposed to 6 or 50 feet/minute with a rag inspection. The small size, weight, and cost (about 1/10 that of the MagnographTM) favor the use of these devices, as opposed to earlier instrumentation, for routine crane inspections. Size and weight both affect the safety of the inspector, as these devices must often be positioned on the rope while the inspector is precariously perched on the crane. (Even the drum area is typically 6 feet or so from the ground, and a fall could be serious, especially if accompanied by an instrument weighing over 100 pounds.)

NDT Technologies, in developing this series of compact instruments, designed each one to be as light as possible for the designated maximum wire size. The smallest is the LMA-75, which can handle up to 0.75-inch-diameter wire ropes. The LMA-125, LMA-175, and LMA-225 are designed to inspect up to 1.25-, 1.75-, and 2.25-inch-diameter wire ropes, respectively. Each instrument comes with a set of rope guides for smaller diameter wire ropes.

Normally, the data from these instruments are recorded by a dual-channel chart recorder which, for the more recent models, is an ASTRO-MED Model -2.* It uses heat-sensitive paper, which saves the operator the distraction of attending to ink problems. This recorder is equipped with two event-marker pens, one which produces a mark each second and another which is used either to indicate the count of a footage wheel or to indicate flaws that exceed a threshold. (An audible alarm can also be elected for flaws exceeding that threshold.)

A tape recorder interface has recently been developed that records all of the data on ordinary audio-quality cassettes. Data can be recorded on tape with the chart recorder in use or absent. The gain and offset can be adjusted on later

*ASTRO-MED, Inc., W. Warwick, RI

playback into the chart recorder. If proper attention is paid to dynamic range and calibration, the operator is spared making multiple runs to adjust the gain and offset for best display while at the test site. This is important because space is usually cramped at the test location, the environment may be adverse to instruments and to people, and finally, the crane (or hoist) and its operator are being diverted from productive work.

EVALUATION OF THE NDT TECHNOLOGIES INSTRUMENTS

The LMA-125 was evaluated on a continuous section of wire rope using the test track at NDT Technologies, Inc. This test track continuously moves the rope through the instrument at a speed that can be adjusted. As with most test tracks, the rope cannot be tensioned to the typical working loads, which would require heavier sheaves and a hydraulic ram or weights.

The test rope was 0.75-inch-diameter, 6 x 19 plow-steel rope Type S (seal) with a fiber core. This was a new rope in which defects were simulated by placing lengths of identical wire in the rope. (It is difficult to remove a section of wire without disturbing the lay of the rope unless the rope can be subsequently loaded to working tension.) Wires of 5, 15, 25, 70, and 100 mm were taped on the surface along the lay of the rope. A 70-mm-long wire was carefully buried in the strands. These modifications simulated missing lengths of wire, with the sign of the response being reversed. Extended loss of metallic area was simulated by an 18-inch-long piece of wire taped along the lay.

Figures 1A and 1B show the local fault and the loss-of-metallic-area signals for these defects. All of these defects are clearly indicated both on the local fault and on the loss-of-metallic-area channel. In this rope, the "rope noise" (background due to the texture of the rope) is well below the indication of a single missing wire. The sensitivity to the 70-mm defect is approximately the same whether it is buried or on the surface. The local fault indication is seen to be of opposite polarity at the beginning and at the end of the defect, both of which trigger the flaw indication at the bottom trace since the threshold has been set appropriately. (The flaw indication ignores the sign of the local fault response.)

This data gives confidence as to the detectability of a gap as small as 5 mm in a single wire. The rope noise of this rope is well below the indication of a single missing wire. The loss-of-metallic-area channel has more than adequate sensitivity. Baseline drift is a problem, however. Even this short record shows a slight drift; in 13 feet of travel, the baseline of the LMA channel shifts by a fifth of the indication of a single missing wire. This problem has been noted on instruments of other manufacturers.

The tape recorder interface faithfully reproduces the data as can be seen by comparing Figure 1B, which is the playback of a recorded signal, with Figure 1A, which is recorded directly from the LMA-125. On playback, the scales and offsets could have been adjusted to suit the operator's needs. The data quality is maintained and is independent of recorder gain since an fm modulation scheme is employed at the interface.

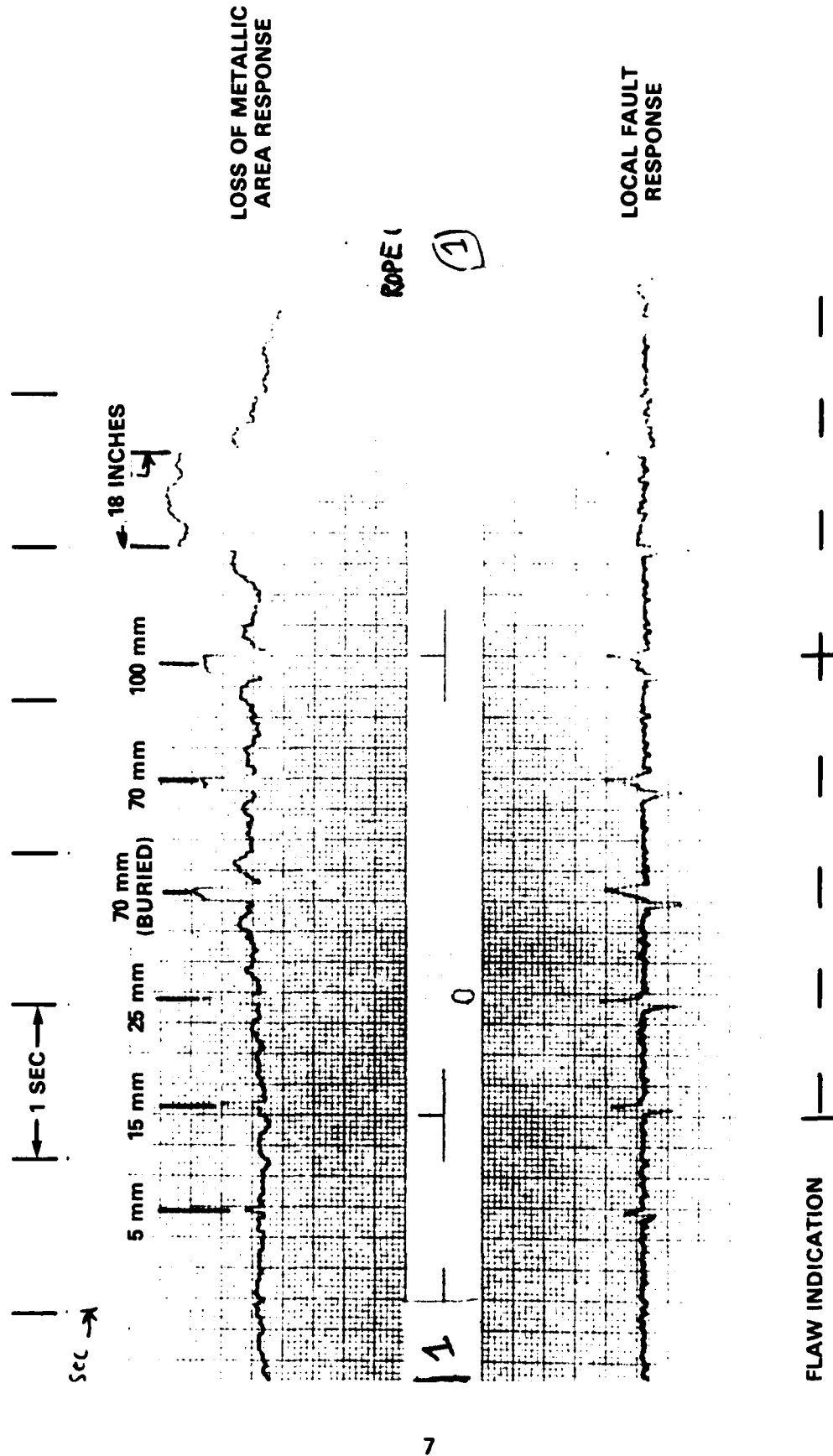



FIGURE 1A. RESPONSE OF LMA-125 TO SIMULATED DEFECTS IN A 0.75-INCH-DIAMETER, 6 x 19 FLOW-STEEL ROPE ON A TEST TRACK (DIRECTLY RECORDED DATA)



LOSS OF METALLIC
AREA RESPONSE

(A)

(A)

mm/sec

LOCAL FAULT
RESPONSE

FLAW INDICATION

FIGURE 1B. RESPONSE OF LMA-125 TO SIMULATED DEFECTS IN A 0.75-INCH-DIAMETER, 6 x 19
PLOW-STEEL ROPE ON A TEST TRACK (DATA PLAYED BACK
FROM MAGNETIC CASSETTE)

Evaluation of the LMA-175 on Construction Cranes with In-Service Ropes

A test of the NDT Technologies LMA-175 instrument was conducted on the boom lifting cable of a MANITOWOK 4100 crawler crane at a construction site. The rope was about 3/4 of the way through its replacement cycle, so a few broken wires (from fatigue) were to be expected in the length of cable inspected. Three broken wires were indicated, one being clearly visible on the outside, one almost buried, and the third probably on an inside wire (where it would be missed by a visual inspection). The wire was not corroded or severely worn (less than 1 percent area loss), and the loss-of-metallic-area reading indicated correspondingly small changes. During the test a few "fishhooked" wires were noted visually that did not give an indication noticeably above the "rope noise" on the machine.

Tests were also conducted using the LMA-75 on a PETTIBONE 50TK crane at Port Hueneme, California. It was equipped with a 5/8-inch, 6 x 25 IWRC rope, rigged in a 6-part line. This crane is shown in Figure 2. The actual testing is shown in Figures 3 to 5. The only load was the ball and hook. The rope was in fair shape, and about 12 indications were noted in around 400 feet of rope. The drum diameter was smaller than on the MANITOWOK crane and about 20 to 30 percent of the indications proved to be external, as expected. Unfortunately, the rope was still in active service and the operator did not want us to open it up with a Marlin spike to examine the interior.

The indications of a few of the broken wires that were visually apparent were buried in the rope noise. With the individual instrument tested, the gradual drift of the baseline of the loss-of-metallic-area channel would preclude detecting gradual wear trends, such as toward one extreme of the drum, unless multiple runs were made. On the other hand, more localized wear and corrosion losses would be readily apparent.

Tests were run on another crane at Port Hueneme with similar results.

Laboratory Tests at NCEL

Additional tests were performed in the laboratory at the Naval Civil Engineering Laboratory, Port Hueneme, California. Ideally, the instrument should be evaluated on a calibrated rope that was used in evaluating other instruments, including the MagnographTM, in a test track like that used in an earlier report.⁸ This test track could accommodate up to 2.5-inch-diameter ropes, operate at variable controlled speeds, and apply realistic operating tension to the rope using a hydraulic ram to position one pulley. (In contrast, most other rope test tracks in use in North America, which use bicycle wheels as sheaves, can only accommodate rope to one inch in diameter and can only apply a few pounds force to the rope.) Realistically calibrated ropes have been produced by carefully opening the rope and cutting internal or external wires with special tools. If the rope is then carefully closed up and run under tension through the test track, it will return to normal in both visual appearance and magnetic signature. (If the rope is not worked under tension, or if the operation is not performed carefully, the rope will appear splayed in that area and will give an anomalous magnetic signature.) Unfortunately, this facility has been dismantled.



FIGURE 2. PETTIBONE 50TK CRANE USED FOR EVALUATING THE LMA-75 AT PORT HUENEME, CA
(NOTE: THE ROPE OF THE 6-PART LINE ASSEMBLY WITH THE BLOCK AND TACKLE
WAS INSPECTED.)



FIGURE 3. THE LMA-75 IN PLACE ON A WIRE ROPE WITH THE INSTRUMENT HINGES OPEN




FIGURE 4. THE LMA-75 IN PLACE ON THE WIRE ROPE NEAR THE DRUM WITH THE INSTRUMENT HINGES CLOSED
(NOTE: THE ROPE TETHER (LOWER RIGHT) SAFELY HOLDS THE INSTRUMENT IN PLACE WHILE ALLOWING IT TO FOLLOW THE DRUM WINDINGS. ELECTRICAL CABLE EXITS THE INSTRUMENT AT THE BOTTOM OF THE PICTURE.)




FIGURE 5. ELECTRONICS PACKAGE AND RECORDER IN PLACE ON THE CRANE HOUSING NEAR THE DRUM

This is believed to have been one of three facilities in North America that allowed laboratory testing of wire ropes under realistic loading, and the only one available to the U.S. Government for routine use.

The variation of response of the LMA-75 with azimuthal location of the defect was investigated. The rope used for this study was a section of new 6 x 19, 0.5-inch IWRC with a 3 x 16 wire core. One strand was carefully opened and a 0.25-inch-long section of identical wire inserted between the strand and the core; then the rope was carefully closed again.

This rope was held under enough tension to take up the slack as the LMA-75 was manually moved past the defect. The local fault signal was noted as tests were made with the defect at different azimuthal positions with respect to the opening plane of the instrument. The local fault signal was noted to vary by slightly more than a factor of three with orientation. Orientations were found that produced a defect signal so weak as to be only a factor of two greater than the rope noise. Dependence on azimuthal position of the defect has also been noted for the MagnographTM and other instruments.⁷

DISCUSSION

The LMATM series instruments indicate broken wires and localized loss of metallic area that is commensurate with heavier and bulkier instruments, while being easier and safer to handle in the limited platform space around the drums of cranes.

The responses of both the LMA-75 and competitive instruments have been noted to depend to some degree on the circumferential position of the defect. This asymmetry is expected to be less for interior flaws. Although it may result in an occasional broken wire being missed, this is not a serious objection to these machines because: (1) a few widely spaced broken wires will not render a rope unserviceable in most applications; (2) if two readings are taken (as with running the rope in both directions), the rope will usually have rotated with respect to the instrument and the defect will probably give a readable indication at least one time; (3) the rag technique will miss broken wires that are not fishhooked; and (4) these instruments respond to interior defects which the rag technique cannot detect, as well as exterior defects.

The expected application of the LMATM series of instruments (and other instruments such as the MagnographTM and the Rotesograph^{TM*}) is to survey the rope rapidly (at an inspection speed of 50 to 1000 feet/minute, as opposed to 6 feet per minute for safe operation with the rag technique). The inspector would then visually inspect suspect areas, possibly opening them with a Marlin spike, before pronouncing final judgment on the rope. All of these machines permit the initial survey of the rope to be conducted in less than a tenth of the time required by the rag technique and can greatly reduce the inspection-related downtime of hoists and cranes. The important differences between the LMATM series of instruments and those of their competitors (which are well-suited to mine hoists) are that the LMATM series instruments are compact, lightweight, and easy to handle on a crane platform. They will be used if inspectors and their management are made aware of their advantages. Their smaller size allows the loss-of-metallic-area readings to be pinpointed to a shorter length of rope.

Use of the magnetic tape recorder is strongly recommended, either by itself or in conjunction with a paper record. Individual defects can be studied using expanded scales on playback without continuing to tie up the crane. High quality data can be obtained that are not always attainable in the field because of problems with ink or thermal paper, and because of dirt and grease.

*Rotesco, Inc., Scarsborough, Ontario, Canada.

Some instruments incorporate a binary fault indicator that detects faults that exceed a selected threshold. The operator may be signaled by a light or by an audible alarm. The indications may also be displayed as a separate binary (on/off) trace or may be tabulated as a count of indications. Such binary fault indications can expedite surveying the rope for suspect areas.

Calibration procedures for these machines are needed so they may be adjusted to yield consistent readings in terms of absolute defect severity. These procedures should be simple to perform in the field. Training standards are also needed to familiarize the operator with modern wire rope considerations, principles of magnetic flux leakage inspection, and with the particular instrumentation being used. Both training and calibration standards are suggested in a current report.⁹

New wire rope inspection standards are needed to allow the inspectors to use these instruments in place of the rag test. Only by eliminating the rag can the inspection be speeded up and the hazards of the rag catching be eliminated. More realistic accept/reject criteria, which account for the fact that interior defects can now be detected, are needed. The old standards attempted to compensate for the hidden defects by putting more severe criteria on the number of visible defects allowed. If the old criteria are maintained, using these machines will only increase the rejection rate of wire ropes, a prospect not very appealing to economy-minded owners. Proper criteria can increase safety while reducing rejection rates.

This study has provided an independent assessment of the LMATM series instruments and pointed out their principal merits and weaknesses. Quantification of their performance vis-a-vis competitive instruments, such as the MagnographTM and the RotescographTM, would require operation on ropes that were dedicated to such testing, of known condition, and placed under realistic loading. For the sole purpose of comparing instruments, most operators will not permit an in-service crane rope to be spiked to expose its interior for defect verification. Comparative testing would also tie up an in-service crane for an excessive amount of time. Proper comparison of instruments is best done on a rope (or ropes) with calibrated defects using a test track that allows the loading of the rope to typical working tensions. Evaluations should be conducted on new calibrated ropes and on a calibrated rope with representative wear.

CONCLUSIONS

The LMATM series of wire rope inspection instruments is suitable for the detection of internal as well as external broken wires and local reductions in metallic area in wire ropes. The fact that its variation in sensitivity with azimuthal position may result in missing an occasional broken wire should not detract from its application in locating regions of broken wires for manual inspection and evaluation. (The rag technique would miss all of the broken wires if their fishhooks had been broken off, as could well be the case with the modern "high-strength," hardened plow steels.)

The baseline drift of the LMA channel would not mask relatively local variations, such as wear in the drum overlay regions. It could, however, mask wear that was preferentially at one or the other end of the cable, unless the operator astutely compared several runs.

The experiments conducted for this report were intended to provide an independent assessment of the LMATM series of instruments manufactured by NDT Technologies of South Windsor, Connecticut. Quantitative comparison with other instruments would require additional facilities. Such evaluation is not necessarily a priority effort since the optimum applications of these instruments seems to be different. The LMATM series of instruments appears to be ideally suited for inspection of the rigging of cranes. The instruments of this series are lightweight, compact, and easily manipulated in the tight quarters around the crane drum and rigging. Inspectors would be motivated to use these instruments rather than the heavier and larger instruments of other manufacturers, which are more suited for use on mine hoists. (Handling those larger instruments on the crane platform areas is a hazard in itself.)

Wire rope inspection standards must be revised to accommodate the more complete assessment of the condition of the wire rope afforded by the LMATM series of instruments and by other magnetic flux leakage instruments. The old rag inspection method should be scrapped for all inspections, since it is slow, dangerous, and prone to miss broken wires (especially on the new high-strength, hardened plow-steel wires, for which the margin for further work hardening is less).

REFERENCES

1. Ingalls, W. R., Douglas, J., Finlay, J. R., Channing, J. P., and Hammond, J. H., Bulletin 75, Department of the Internal Bureau of Mines: Rules and Regulations for Metal Mines, 1915.
2. ANSI Standard M11.1 - 1980 (revision of ANSI M11.1 - 1960), American National Standard for Wire Ropes for Mines, approved Mar 14, 1979, (American National Standards, Inc., 1430 Broadway, New York, NY 10018) 1980, Appendix L1.
3. Ibid., paragraph 4.6.2.1.
4. Ibid., entire document.
5. Haynes, H. H. and Underbakke, L. D., Nondestructive Testing Equipment for Wire Rope, Technical Note N-1594, Civil Engineering Laboratory, Port Hueneme, CA 93043, 1980.
6. Aimone, P., "Nondestructive Testing of Wire Ropes in the Mining Industry," Paper No. 66 in 85th Annual Meeting of CIMM (Canadian Institute of Mining and Metallurgy), Apr 17-20, 1983, Winnipeg, Manitoba, Canada.
7. Underbakke, L. D. and Haynes, H. H., Test and Evaluation of the MagnographTM Unit - a Nondestructive Wire Rope Tester, Technical Note N-1639, Naval Civil Engineering Laboratory, Port Hueneme, CA 93043, 1982, pp. 2-3.
8. Ibid., p. 9.
9. Underbakke, L. D., "Nondestructive Wire Rope Inspection Criteria for Equipment Calibration and Operator Certification," Technical Memorandum, TM 43-85-19, Naval Civil Engineering Laboratory, Port Hueneme, CA 93043, 1985.

DISTRIBUTION

	<u>Copies</u>		<u>Copies</u>
HQDA (DAEN-ZCM)		Commander	
Rm. 1E682		Naval Education and Training Center	
Pentagon		Attn: Code 42 (Engineering	
Washington, DC 20310-2600	1	Department)	1
		Newport, RI 02841-5000	
Shelter Management Office			
Attn: Code ESD/OCMS (D. Downing)	1	Naval Hospital	
Hanscom AFB, MD 01731		Attn: Civil Engineer	1
		Newport, RI 02841-5003	
U.S. Army Natick R&D Center			
Attn: Code STRNC-US (J. Siegel)	1	Naval Education and Training Center	
Natick, MA 01760-5020		Attn: Public Works Officer	1
		Newport, RI 0284-5051	
Army Mat. & Mech. Research Center			
Attn: Dr. E. M. Lenoe, Chief MMD	1	Commanding Officer	
Arsenal St.		Naval Construction Battalion Center	
Watertown, MA 02172		Attn: Code 10	1
		Technical Library	1
Naval Air Station		Public Works Officer	1
Attn: Public Works Officer	1	Davisville, RI 02854-5000	
South Weymouth, MA 02190			
		U.S. Army Cold Regions Research and	
Director		Engineering Laboratory	
Office of Naval Research		Attn: Mr. Austin Kovacs	1
DET Boston, Barnes Bldg.		CRREL-TL (Technical	
495 Summer St.		Library)	1
Boston, MA 02210-2109	1	Research Civil Engineer	
		(R. A. Eaton)	1
Naval Underwater Systems Center		72 Lyme Road	
Attn: Code 4533 (Technical		Hanover, NH 03755-1290	
Library) Bldg. 103	1		
Newport, RI 02840		Commander	
		Portsmouth Naval Shipyard	
Naval War College		Attn: Director, Design Division	1
Attn: Coordinator (Code 24)	1	Code 863, Technical Library	1
Newport, RI 02840-5000		Code 440, PWD	1
		Portsmouth, NH 03804-5000	

DISTRIBUTION (Cont.)

	<u>Copies</u>		<u>Copies</u>
Naval Air Station		U.S. Army ARDC	
Attn: Code MAUW (AUW Officer)	1	Attn: STINFO Div.	1
Code 18700 (Public Works	1	Bldg. 59	
Department)		Dover, NJ 07801-5001	
Brunswick, ME 04011			
Commanding Officer		Naval Air Engineering Center	
Naval Security Group Activity		Attn: Public Works Officer	1
Attn: Code 305	1	Public Works Department	
Special Security Officer	1	Lakehurst, NJ 08733-5000	
Winter Harbor, ME 04693-0900			
Naval Underwater Systems Center		Commander in Chief	
Attn: Code 3322 (D. Brown)	1	U.S. Naval Forces Europe	
Code 3322 (R. Varley)	1	FPO New York 09510	1
Code 401 (R. Munn)	1		
Code TA131 (Bldg. 36)	1	Navy Support Activity	
New London, CT 06320		Attn: Public Works Officer	1
		FPO New York 09514	
Commanding Officer			
USCG R&D Center		U.S. Naval Communication Unit	
Avery Point		United Kingdom	
Groton, CT 06340	1	Attn: Maintenance Control	
		Director	1
USCG R&D Center		Public Works Department	
Attn: Ocean Systems Branch		FPO New York 09516-3000	
(D. Motherway)	1		
Library	1	U.S. Naval Security Group Activity	
Avery Point		Attn: Code 40 (Public Works	
Groton, CT 06340		Officer)	1
		FPO New York 09518	
Commander			
ERADCOM Technical Support		Commander	
Directorate		Fleet Air, Mediterranean	
Attn: DELSD-L	1	Attn: Code N55 (Staff Civil	1
Technical Library Division		Engineer)	
Fort Monmouth, NJ 07703		FPO New York 09521	
Naval Weapons Station, Earle		U.S. NAVFACENGCOM DET EUR BR	
Attn: Code 09B (Public Works		U.S. Naval Support Activity	
Officer)	1	Attn: Director, Atlantic Div.	1
Code 092 (Engineering		Box 51	
Director)	1	FPO New York 09521	
ROICC/AROICC	1		
NORTHDIV Contracts		U.S. Naval Air Station	
Colts Neck, NJ 07722-5000		Attn: Public Works Officer	1
		FPO New York 09523-1040	

DISTRIBUTION (Cont.)

	<u>Copies</u>		<u>Copies</u>
U.S. Naval Communication Area		Commanding Officer	
Attn: Code N7 (Staff Civil Engineer)	1	U.S. Naval Air Station	
FPO New York 09524		Attn: Code 163 (Public Works Officer, Engineering)	1
		Box 23	
U.S. Naval Communication Station		FPO New York 09571-0323	
Attn: Code 401 (Public Works Department)	1	ROICC	
FPO New York 09525		LANTDIV Contracts	
		Box 28	
Administrative Support Unit		FPO New York 09571-0323	1
Attn: Public Works Officer	1		
FPO New York 09526		U.S. Naval Station	
		Attn: Engineering Director	1
U.S. Navy Support Office		Public Works Department	
Attn: Security Officer	1	Box 35-D	
FPO New York 09533		FPO New York 09593	
USS FULTON (AS-11)		U.S. Naval Station	
Attn: Weapons Repair Officer (W-3)	1	Attn: Public Works Officer	1
FPO New York 09534		Engineering Director	1
		Box 37	
Naval Station		FPO New York 09593	
Attn: OICC	1		
MED Contracts Office		NORTHDIV Contracts Office	
Box 26		Attn: ROICC/AROICC	1
FPO New York 09540		207 Flushing Ave.	
		Naval Station New York	
U.S. Naval Station		Brooklyn, NY 11251-5000	
Attn: Engineering Director	1		
Util. Engineering Officer	1	Commander	
Box 16		Naval Air Development Center	
FPO New York 09540-1046		Attn: Code 813	1
		Warminster, PA 18974-5000	
U.S. Naval Air Station			
Attn: Code 182 (Public Works Officer)	1	Philadelphia Dist., COE	
Maintenance Control		Custom House	
Director	1	Attn: Library	1
FPO New York 09560		2nd and Chestnut Streets	
		Philadelphia, PA 19106	
		Commanding Officer	
		Naval Facilities Engineering Command	
		Northern Division	
		Philadelphia, PA 19112-5094	1

DISTRIBUTION (Cont.)

<u>Copies</u>	<u>Copies</u>
Commanding Officer	Headquarters
Naval Facilities Engineering Command	United States Air Force
Northern Division	Attn: Chief, Traffic Management
Attn: Code 04 1	Cargo Branch 1
Code 09P 1	Washington, DC 20330
Code 11 1	
Code 111 1	Chief of Naval Operations
Philadelphia, PA 19112-5094	Attn: Code OP 323 1
	Code OP 411F 1
Commander	Code OP 414 1
David W. Taylor Naval Ship	Code OP 424 1
Research and Development Center	Code OP 97 1
Bethesda, MD 20084-5000 1	Code OP 987 1
	Code OP 987J 1
Bureau of Land Management	Code OP 098 1
Department of the Interior	Code OPNAV 09B24(H) 1
Attn: Code 583 1	Code OPNAV 22 1
Washington, DC 20240	Code OPNAV 23 1
	Code NOP-964 1
Office Assistant Secretary of Defense	Navy Department
Attn: LTC Stephen Rohrbough 1	Washington, DC 20350-2000
(MRA&L)	
The Pentagon	Commander
Washington, DC 20301-2200	Naval Air Systems Command
	Attn: Code 41712 1
Director	Washington, DC 20361-0001
Defense Intelligence Agency	
Attn: Code DB-6E1 1	Commander
Code DB-6E2 1	Naval Sea Systems Command
Code VP-TPO 1	Attn: Code 035 1
Washington, DC 20301-6111	Code SEA 05E1 1
	Code SEA 05G13 1
Director	Code SEA 06H4 1
Defense Nuclear Agency	Code 00C-D 1
Attn: Code STTI/TL 1	Code 395-A2 1
Washington, DC 20305-1000	Code PMS-395 A1 1
	Code PMS-396.3211 1
Chief of Engineers	(J. Rokas)
U.S. Army	Washington, DC 20362-5101
Attn: Code DAEN-MPE-D 1	
Washington, DC 20314	

DISTRIBUTION (Cont.)

	<u>Copies</u>		<u>Copies</u>
Commander Space & Naval Warfare Systems Command		General Services Administration Attn: David R. Dibner-FAIA	1
Attn: Code PME 124-61	1	Assistant Commissioner, Design & Construction	
Code PME 124-612	1	18th & F Streets NW.	
Washington, DC 20363-5100		Washington, DC 20405	
Naval Facilities Engineering Command Chesapeake Division		Naval Studies Board	
Attn: Code 101	1	National Research Council	
Code 405	1	2101 Constitution Ave., NW.	
Code 407	1	Washington, DC 20418	1
Code FPO-1 (Technical Library)	1	Library of Congress	
Code FPO-1C	1	Attn: Gift and Exchange Division	4
Code FPO-1E	1	Washington, DC 20540	
Code FPO-1P/1P3	1	Nuclear Regulatory Commission	
Code FPO-1PL	1	Attn: Timothy Johnson	1
Washington Navy Yard		Office of Nuclear Safety & Safeguards	
Washington DC 20374-2121		Washington, DC 20555	
Commanding Officer Naval Research Laboratory		U.S. Coast Guard Headquarters	
Attn: Code 5800	1	Attn: Library	1
Code 5834 (F Rosenthal)	1	400 7th Street SW.	
Code 8441 (R. A. Skop)	1	Washington, DC 20590	
Washington, DC 20375-5000		Federal Aviation Administration	
Commandant Headquarters		Attn: Code APM-740 (R. Fowler)	1
U.S. Marine Corps		800 Independence Ave., SW.	
Attn: Code LFF-2	1	Washington, DC 20591	
Washington, DC 20380		U.S. Coast Guard Intelligence & Security	
Commander Naval Security Group		Attn: Security Officer	
Command Headquarters		(R. J. Seidman)	1
Attn: Code G43	1	2100 2nd St. SW.	
3801 Nebraska Ave., NW.		Washington, DC 20593	
Washington, DC 20390-5213		U.S. Coast Guard Headquarters	
Military Sealift Command		Attn: Code G-EOE-4	
Department of the Navy		(Mr. Theo Dowd)	1
Washington, DC 20390-5320	1	2100 Second St. SW.	
		Washington, DC 20593	

DISTRIBUTION (Cont.)

	<u>Copies</u>		<u>Copies</u>
Commanding Officer		Army Environmental Hygiene Agency	
Naval Explosive Ordnance		Water Quality Engineering Division	
Disposal Technology Center		Attn: HSHB-EW	1
Attn: Technical Library	1	Aberdeen Proving Ground, MD	
Indian Head, MD 20640-5070		21010-5422	
Naval Air Test Center		Commander	
Attn: Public Works Officer	1	David W. Taylor Naval Ship	
Patuxent River, MD 20670-5304		R&D Center	
Naval Air Station		Attn: Code 1250 (M . P. Jenks)	1
Attn: Code 22 (Security		Code 1568	1
Department)	1	Code 2724 (D. Bloomquist)	1
Code 8E (Environmental		Code 4120	1
Protection Coordinator	1	Annapolis, MD 21402-1198	
Code 8EN (PWD)	1	U.S. Naval Academy	
Code 83 (Bldg. 504)	1	Attn: Manager, Civil-Specs	
Patuxent River, MD 20670-5409		Branch	1
Department of Energy		Public Works Officer	
Wind/Ocean Technologies Division		(Bldg. 257)	1
Attn: P. Ritzcovan	1	Annapolis, MD 21402-5000	
4 Harbor Road		U.S. Army Facility Engineering	
Port Tobacco, MD 20677-0001		Supply Agency	
U.S. Dept. of Commerce		Housing, Building and Grounds	
National Oceanic and Atmospheric		Division	
Administration		Attn: Code FESA-E (J. Havell)	1
Attn: J. Vadus	1	Ft. Belvoir, VA 22060-5516	
IRDB-D823 (Acquisitions		Army Mobility Equipment Research and	
Section, Library)	1	Development Command	
Rockville, MD 20852		Attn: CFLO Engineer	1
National Bureau of Standards		Fort Belvoir, VA 22060-5606	
Attn: Dr. Riley Chung	1	U.S. Army Belvoir Research and	
Bldg. 226, Rm B162		Development Center	
Gaithersburg, MD 20899		Attn: Code STRBE-AALO	1
Commanding General		Code STRBE-BLORE	1
Army Material Systems Analysis		Code STRBE-GS	1
Activity		Code STRBE-WC (Technical	
Attn: Code DRXSY-CM		Library)	1
(M. Ogorzalek)	1	Fort Belvoir, VA 22060-5606	
Aberdeen Proving Ground, MD 21005			

DISTRIBUTION (Cont.)

	<u>Copies</u>		<u>Copies</u>
U.S. Geological Survey		Commander	
Office of Marine Geology		Naval Facilities Engineering Command	
Attn: Dr. Paul G. Teleki	1	Attn: Code 03	1
National Center		Code 03T (M. Essoglou)	1
Mailstop 915		Code 04A1	1
Reston, VA 22092		Code 04M	1
		Code 04T1B	1
Marine Corps Air Facility		Code 04T4	1
Attn: Code C144 (Logistics	1	Code 04T5	1
Officer)		Code 06	1
Quantico, VA 22134-5080		Code 07A (H. G. Herrmann)	1
		Code 09M124 (Library)	1
Commanding General		Code 100	1
MARCORPS Development and Education		Code 1002B	1
Command		Code 1113	1
Attn: NSAP Representative,	1	200 Stovall Street	
Mobility and Logistics		Alexandria, VA 22332-2003	
Division	1		
Quantico, VA 22134-5080		Army Material Command	
		Attn: Code AMCSM-WCS	1
OCNR		5001 Eisenhower Avenue	
Attn: Code 421 (Dr. E. A. Silva)	1	Alexandria, VA 22333	
Code 700F	1		
800 North Quincy Street		Commanding Officer	
Arlington, VA 22217-5000		Navy Cargo Handling & Port Group	
		Williamsburg, VA 23185	1
Defense Fuel Supply Center			
Terminal Engineering		Commanding Officer	
Attn: DFSC-OWE	1	Navy Cargo Handling & Port Group	
Cameron Station		Attn: Code 30 (Operations	
Alexandria, VA 22314		Officer)	1
		Code 60 (Engineering	
Navy Petroleum Office		Officer)	1
Attn: Code 30 (Technical	1	NSC Cheatham Annex	
Division)		Williamsburg, VA 23185	
Cameron Station			
Alexandria, VA 22314		Naval Supply Center, Norfolk	
		Attn: Public Works Officer	1
		Cheatham Annex	
		Williamsburg, VA 23187-8792	

DISTRIBUTION (Cont.)

	<u>Copies</u>		<u>Copies</u>
Naval Amphibious Base		Staff Civil Engineer	
LANTDIV Contracts Office		Naval Air Station	
Attn: OICC/ROICC	1	Norfolk, VA 23511-5000	1
Little Creek, Bldg 3175			
Norfolk, VA 23251		Commander in Chief	
		Atlantic Fleet	
Naval Coastal Systems Center		Attn: Plans Officer	1
Attn: Code 630 (Public Works		Civil Engineering Support	
Officer)	1	Norfolk, VA 23511-6001	
Panama City, FL 23407-5000			
		Commanding Officer	
Naval Air Station, Oceana		Navy Public Works Center	
Attn: Public Works Officer	1	Attn: Code 30 (Bldg. A81)	1
Virginia Beach, VA 23460-5120		Code 424 (Bldg. Z140)	1
		Code 500 (Bldg. Z140)	1
Naval Air Station, Oceana		Code 700 (Bldg. A81)	1
NAVFACENGCOM Contracts		Library	1
Attn: OICC/ROICC	1	Norfolk, VA 23511-6098	
Virginia Beach Area			
Virginia Beach, VA 23460-5120		Commander	
		Naval Facilities Engineering	
Fleet Combat Training Ctr.,		Command	
Atlantic		Attn: Code 1112	1
Attn: Public Works Officer	1	Code 405	1
Dam Neck		Library	1
Virginia Beach, VA 23461		Norfolk, VA 23511-6287	
Officer in Charge		Commander	
Naval Construction Battalion		Naval Surface Forces	
Unit-411		U.S. Atlantic Fleet	
Naval Station		Norfolk, VA 23511-6292	1
Norfolk, VA 23511	1		
		Commander	
Commander		U.S. Atlantic Fleet	
Operational Test and Evaluation		Attn: Code N42A	1
Force		Norfolk, VA 23511-6292	
Naval Base			
Norfolk, VA 23511	1	Commander	
		Training Command	
ROICC/OICC-SPA		U.S. Atlantic Fleet	
Naval Station		Attn: Staff Civil Engineer	1
Building Z-140		Norfolk, VA 23511-6597	
Norfolk, Virginia 23511	1		

DISTRIBUTION (Cont.)

	<u>Copies</u>		<u>Copies</u>
Oceanographic Systems Atlantic Attn: Facilities Management Officer	1	Commander Surface Warfare Dev. Group Naval Amphibious Base Little Creek Norfolk, VA 23521	1
Public Works Department P. O. Box 100 Norfolk, VA 23511-6687		Hyperbaric Facility Harbor Clearance Unit Two Naval Amphibious Base, Little Creek Norfolk, Virginia 23521	1
Naval Communication Area Master Station, LANT Attn: Public Works Officer	1	Commanding Officer Amphibious Construction Battalion 2 Naval Amphibious Base, Little Creek Norfolk, VA 23521	1
Norfolk, VA 23511-6898			
Commanding Officer Naval Supply Center Attn: Code 541 (Facilities Branch)	1	Commanding Officer SEAL Team 6 Naval Amphibious Base, Little Creek Norfolk, VA 23521	1
Code 700	1		
Staff Civil Engineer	1	Commanding Officer SEAL Team 6 Naval Amphibious Base, Little Creek Norfolk, VA 23521	1
Norfolk, VA 23512-5000			
Commanding General Fleet Marine Force Atlantic Attn: Civil Engineer Corps Officer	1	Officer in Charge Underwater Construction Team One Naval Amphibious Base, Little Creek Norfolk, VA 23521	1
Norfolk, VA 23515-5000			
Commander Naval Amphibious Base, Little Creek Attn: Public Works Officer	1	Commandant Army Transportation School Attn: Code ATSP-CDM (CW3 Civilla) Code ATSP CD-TE Fort Eustis, VA 23604-5296	1
Norfolk, VA 23521			
Commander Naval Construction Battalions U.S. Atlantic Fleet Attn: Code S3T Public Works Officer	1	Commander Military Traffic Management Command Transportation Engr Agency (MTT-CE) P. O. Box 6276 Newport News, VA 23606	1
Naval Amphibious Base, Little Creek Norfolk, VA 23521			
Commander Naval Beach Group Two Naval Amphibious Base, Little Creek Norfolk, VA 23521	1	USN Newport News Shipbuilding and Dry Dock Co. Attn: Technical Library Newport News, VA 23607-2785	1

DISTRIBUTION (Cont.)

	<u>Copies</u>		<u>Copies</u>
Commanding General		Director	
Army Training and Doctrine Command		Operations Division	
Attn: Code ATCD-SL	1	Facilities Maintenance Department	
Fort Monroe, VA 23651		Marine Corps Air Station	
		Cherry Point, NC 28533	1
Headquarters Tactical Air			
Command/DEMM		Naval Air Rework Facility	
Attn: Lee E. Schmidt, PE	1	Administration Services Department	
Langley AFB, VA 23665		Attn: Code 100	1
		Marine Corps Air Station	
Naval Weapons Station		Cherry Point, NC 28533	
Attn: Director, Maintenance			
Control	1	Director	
Public Works Department	1	M & R Division	
Public Works Officer	1	Base Maintenance Department	
Yorktown, VA 23691		Bldg. 1202	
		Marine Corps Base	
Commander		Camp Lejeune, NC 28542-5000	1
Norfolk Naval Shipyard			
Attn: Code 380	1	Marine Corps Base	
Code 420	1	Attn: Public Works Officer	1
Code 440	1	Bldg. 1005	
Code 450-HD	1	Camp Lejeune, NC 28542-5000	
Code 457-HD	1		
Code 460 (ROICC)	1	Director	
Code 495 (ROICC)	1	Engineering Division	
Portsmouth, VA 23709		Naval Hospital	
		Marine Corps Base	
Army Logistics Command		Camp Lejeune, NC 28542-5008	1
Attn: Code ALC/ATCL-MS			
(G. Morrisett)	1	Charleston Naval Shipyard	
Fort Lee, VA 23801-6043		Attn: Public Works Officer	1
		Naval Base	
Defense Logistics Studies		Charleston, SC 29408-6100	
Information Exchange			
Army Logistics Management Center		Naval Supply Center	
Fort Lee, VA 23801-6043	1	Attn: Staff Civil Engineer	1
		Charleston, SC 29408-6300	
Director			
Facil. Engr. Div.			
Bldg. 80			
Marine Corps Air Station			
Cherry Point, NC 28533	1		

DISTRIBUTION (Cont.)

	<u>Copies</u>		<u>Copies</u>
Commanding Officer		Hq AFESC/TST	
Naval Facilities Engrng Cmd		Attn: Library	1
Southern Division		Bldg 1120/STOP 2	1
Attn: Code 1112	1	Tyndall AFB, FL 32403-6001	
Code 406	1		
Code 4022 (Geotech		Commanding Officer	
Section)	1	Naval Coastal Systems Center	
Library	1	Panama City, FL 32407-5000	1
P. O. Box 10068			
Charleston, SC 29411-0068		Commanding Officer	
		Naval Coastal Systems Center	
U.S. Forest Service		Attn: Code 423	1
Engr. Tech. Info. Coord.		Code 710	1
Attn: Robert D. Bowers	1	Code 715	1
1720 Peachtree Road, NW.,		Code 772 (C. B. Koesy)	1
Rm. 720		Code 2230 (J. Quirk)	1
Atlanta, GA 30309		Public Works Officer	1
		Technical Library	1
Navy Supply Corps School		Panama City, FL 32407-5000	
Attn: Public Works Officer	1		
Athens, GA 30606-5000		Naval Air Rework Facility	
		Attn: Code 640 (Facilities	
NAVFACENGCOM Contracts, Trident		Engineering Division)	1
Attn: OICC	1	Code 61000 (Equipment	
293 Point Peter Road		Engineering Division)	1
Saint Mary's, GA 31558-0768		Naval Air Station	
		Pensacola, FL 32508	
Naval Medical Command			
Southeast Region		Navy Public Works Center	
Attn: Head, Fac. Mgmt. Dept.	1	Attn: Library	1
Jacksonville, FL 32214-5222		Building 3560	
		Naval Air Station	
Naval Air Station		Pensacola, FL 32508-6500	
Attn: Public Works Officer	1		
Cecil Field, FL 32215-5000		Naval Hospital	
		Attn: Staff Civil Engineer	1
Naval Station		Pensacola, FL 32509-5000	
Director, Engrg. Div.			
Attn: Code 18200 (PWD)	1	Naval Technical Training Center	
P. O. Box 265		Attn: Staff Civil Engineer	1
Mayport, FL 32228-0265		Corry Station	
		Pensacola, FL 32511-5000	
Naval Station			
Attn: Public Works Officer	1		
Mayport, FL 32228-0265			

DISTRIBUTION (Cont.)

	<u>Copies</u>		<u>Copies</u>
Commanding Officer 6550 ABG/DER Patrick AFB, FL 32925	1	Commanding Officer NMCB No. 74 FPO Miami 34099-7009	
Naval Air Station Attn: Director, Maintenance Control Division	1	Commander BMD System Command Attn: BMDSC-RE	
Public Works Officer	1	(H. H. McClellan)	1
ROIICC (South Division Contracts Office)	1	P.O. Box 1500 West Station Huntsville, AL 35807	
Key West, FL 33040-5000			
Commanding Officer Naval Reserve Center Attn: PE-PLS	1	Commander U.S. Army Corps of Engineers P.O. Box 1600	1
1325 York Street Tampa, FL 33602-4298		Huntsville, AL 35807	
Commanding Officer U.S. Naval Station FPO Miami 34051	1	Commander U.S. Army Engineering Division Attn: HNDED-FD	1
		P.O. Box 1600 Huntsville, AL 35807	
U.S. Naval Security Group Activity Attn: Public Works Officer	1	Director, Engineering Division Public Works Department NAS Memphis (84)	
FPO Miami 34053		Millington, TN 38054-5001	1
Commanding Officer U.S. Naval Security Group Activity Box 5028		Director Army Engineer Waterways Experiment Station	
FPO Miami 34060	1	Coastal Engineering Research Center P.O. Box 631	
Commander 20th Naval Construction Regiment FPO Miami 34099-7009	1	Vicksburg, MS 39180-0631	1
Commander 20th Naval Construction Regiment Attn: Code R70 (Project Support Department)	1	Army Engineer Waterways Experiment Station Attn: WESCP-E (H. Green)	1
FPO Miami 34099-7009		WESGP-EM (Carroll J. Smith)	1
		Library	1
		P.O. Box 631 Vicksburg, MS 39180-0631	

DISTRIBUTION (Cont.)

	<u>Copies</u>		<u>Copies</u>
Naval Construction Battalion Ctr		Naval Weapons Support	
Attn: Code 400 (Public Works Officer)	1	Attn: ROICC NAVFACENGCOM Contracts, Northern Division	1
Technical Library	1	Public Works Officer	1
Gulfport, MS 39501-5000		Crane, IN 47522-5010	
National Space Technologies Laboratories		Naval Air Station	
Naval Oceanographic Office		Attn: Public Works Officer	1
Attn: Code 3432 (John DePalma)	1	Glenview, IL 60026-5000	
Code 6200 (Marshall Paige)	1	Officer in Charge	
Library	1	Construction Battalion Unit-401	
Bay St. Louis		Naval Training Center, Bldg 3215	
NSTL, MS 39522-5000		Great Lakes, IL 60088-5022	1
National Space Technologies Laboratories		Commanding Officer	
Naval Ocean Research and Development Activity		Navy Public Works Center	
Attn: Code 363 (Head Marine Geotech Branch)	1	Attn: Code 10	1
Code 410 (Physical Oceanography Division)	1	Code 400	1
Code 440 (Ocean Research Office)	1	Code 420	1
Code 500 (Ocean Programs Office)	1	Code 500 (Director, Maintenance Department)	1
NSTL, MS 39529-5000		Code 600 (Director, Utilities Department)	1
National Space Technologies Laboratories		Code 700 (Director, Transportation Department)	1
Attn: Code 481 (Director, ONR)	1	Great Lakes, IL 60088-5600	
DET Bay St. Louis		U.S. Army Construction Engr. Research Laboratory	
NSTL, MS 39529-5000		Attn: Library	1
School of Civil Engineering		P.O. Box 4005	
Attn: Code AFIT/DET	1	Champaign, IL 61820-1305	
Wright Patterson AFB, OH 45433-6583		Headquarters	
USDA, Forest Products Laboratory		MAC/DEEE	
Attn: Dr. Rodney C. DeGroot	1	Scott AFB, IL 62225-5001	1
P.O. Box 5130		MRD-Corps of Engineering	
Madison, WI 53705-2398		Engineering Division	
		Dept. of the Army	
		P.O. Box 103, Downtown Sta.	
		Omaha, NE 68101	1

DISTRIBUTION (Cont.)

	<u>Copies</u>		<u>Copies</u>
Naval Air Station		Water and Power Resources Service	
Attn: Public Works Department		Bldg. 67 Denver Federal Center	
(Maintenance Division)	1	Attn: Glen Smoak	1
Public Works Officer	1	P.O. Box 25007	
New Orleans, LA 70143-4000		Denver, CO 80225	
Commander		HQ Space Command/DEEQ	
Naval Reserve Force		Attn: Mr. Phillip G. Montoya	1
Attn: Code 08	1	Peterson AFB, CO 80914-5001	
4400 Dauphine St.		Marine Corps Air Station	
New Orleans, LA 70146-0700		Attn: Public Works Officer	1
Naval Air Station		Tuma, AZ 85369-5000	
Attn: Public Works Officer	1	Headquarters, Fort Huachuca	
Dallas, TX 75211-9501		Attn: Technical Reference	
Naval Air Station Chase Field		Division	1
Attn: Lead Chief Petty Officer	1	Fort Huachuca, AZ 85613	
(PWD, Self Help Division)	1	Naval Weapons Evaluation Facility	
Public Works Officer	1	Attn: Security Officer	1
Beeville, TX 78103-5000		Albuquerque, NM 87117-5000	
Naval Air Station		Naval Weapons Station	
Attn: Security Officer	1	Attn: Public Works Officer	1
Kingsville, TX 78363-5000		Supervisory General	
Naval Air Station		Engineer (Public	
Attn: Engineering Director	1	Works Department)	1
Public Works Dept., Bldg 19		Seal Beach, CA 90740-5000	
Corpus Christi, TX 78419-5000		Commanding Officer	
Bureau of Reclamation		Naval Hospital	
Denver Federal Center		7500 Carson Street	
Attn: Code 1512 (C. Selander)	1	Long Beach, CA 90822-5000	1
P.O. Box 25007		Commanding Officer	
Denver, CO 80225		Naval Station	
Department of Interior		Long Beach, CA 90822-5000	1
Denver Federal Center			
NPS-RMR/PC			
P.O. Box 25287			
Denver, CO 80225	1		

DISTRIBUTION (Cont.)

	<u>Copies</u>		<u>Copies</u>
Long Beach Naval Shipyard		Naval Air Station North Island	
Attn: Code 202.4 (Technical		Attn: Code 183 (Facilities	
Library, Bldg. 300,		Planning Branch Manager)	1
Rm 358)	1	Code 640.1 (CO, Naval Air	
Code 420 (PWD)	1	Record Facility)	1
Code 903 (PWD)	1	Code 705 (Deputy Commander,	
Long Beach, CA 90822-5099		Operational Test and	
		Evaluation Force,	
		Pacific)	1
Equipment Development Center		Code 64116 (CO, Naval Air	
U.S. Forest Service		Rework Facility)	1
444 E. Bonita Ave.		OIC, Naval Auxiliary	
San Dimas, CA 91773	1	Landing Field	
		(San Clemente Island)	1
1st Force Service Support Group		San Diego, CA 92135	
FMF		Naval Station	
Attn: Engineering Support		Attn: Staff Civil Engineer	1
Officer	1	San Diego, CA 92136-5016	
Camp Pendleton, CA 92055-5000			
		Navy Public Works Center	
Marine Corps Base		Attn: Code 400 (Head, Service	
Attn: Maintenance Office		Department)	1
(Bldg. 2296)	1	Code 422 (Engineering	
Public Works Officer		Division)	1
(Bldg. 1160)	1	Code 423 (Engineering	
Camp Pendleton, CA 92055-5000		Division)	1
		Code 438 (Jack Areto)	1
Naval Hospital		Code 590 (SCI Work	
Attn: Staff Civil Engineer	1	Divison)	1
Camp Pendleton, CA 92055-5008		Code 700 (Transportation	
		Superintendent)	1
Commander		San Diego, CA 92136-5113	
Submarine Development Group One		Commanding Officer	
139 Sylvester Avenue		Naval Sea Support Center, Pacific	
San Diego, CA 92106	1	Attn: Code 32	
		(Security Manager)	1
Naval Administration Command		P.O. Box 85548	
Naval Training Center		San Diego, CA 92138-5548	
Attn: Staff Civil Engineer	1		
San Diego, CA 92133-1000			
Naval Medical Command			
Attn: Facility Management			
Department	1		
Southwest Region			
San Diego, CA 92134-7000			

DISTRIBUTION (Cont.)

	<u>Copies</u>		<u>Copies</u>
Marine Corps Recruit Depot		Commander	
Attn: Staff Civil Engineer	1	Pacific Missile Test Center	
Bldg 224		Attn: CO, EODGRU ONE DET	
San Diego, CA 92140		ROICC, WESTDIV Contract	
		Office	1
Naval Air Station, Miramar		Code 3144 (E. M. Good)	1
Attn: Code 1821H (P&E)	1	Code 3331 (S. N. Opatowsky)	1
Public Works Department		Code 4253-3 (Technical	
San Diego, CA 92145-5000		Library)	1
		Code 5054-5	
Commander		(L. M. Padilla)	1
Naval Ocean Systems Center		Point Mugu, CA 93042-5000	
Attn: Code 90 (H. R. Talkington)	1		
Code 541 (R. T. Bachman)	1	Commanding Officer	
Code 944 (H. C. Wheeler)	1	Naval Construction Battalion Center	
Code 964 (Technical Library)	1	Attn: Code 15 (Director, CSU)	1
Code 9624B (Bayside Library)	1	Code 80 (Public Works	
Code 5204		Office)	1
(Dr. J. D. Stachiw)	1	Code 155	1
Code 6700	1	Code 156	1
San Diego, CA 92152-5000		Code 156F (V. Volpe)	1
		Code 1571	1
Commander		OIC, Underwater	
Naval Surface Force Pacific		Construction Team Two	1
Attn: Code N-4	1	Port Hueneme, CA 93043-5000	
Naval Amphibious Base, Coronado			
San Diego, CA 95155		Naval School	
		Civil Engineer Corps Officers	
Commanding Officer		Attn: Code C35 (Moreell Library)	1
Amphibious Construction		Code C44A	1
Battalion 1		Port Hueneme, CA 93043-5002	
Attn: ELCAS Officer	1		
P&E	1	Division Director	
San Diego, CA 92155		Naval Construction Training Center	
		Attn: Code B-1 (Const Electn	
Commander		Scol)	1
Naval Beach Group One		Port Hueneme, CA 93043-5005	
Naval Amphibious Base, Coronado			
San Diego, CA 92155-5017	1	Commander	
		Naval Weapons Center	
SAMSO/MNND		Attn: Code 702 (DROICC)	1
Norton Air Force Base, CA 92409	1	Code 2636	1
		China Lake, CA 93555-6001	

DISTRIBUTION (Cont.)

	<u>Copies</u>		<u>Copies</u>
Naval Postgraduate School		Commander	
Dept of Oceanography		Mare Island Naval Shipyard	
Attn: Code 68 (C. S. Wu,		Attn: Code 280	1
Edward B. Thornton)	2	Code 280.28-Stop 060	
Code 1424 (Library)		(W. G. Goodwin)	1
(C. Morers)	1	Code 410 (Assistant	
Monterey, CA 93943-5100		Public Works Officer)	1
		Code 457 (Maintenance	
Naval Air Station		Superintendent)	1
Attn: Public Works Officer	1	Public Works Officer	1
Moffett Field, CA 94035		Vallejo, CA 94592	
Commander		Commanding Officer	
Naval Facilities Engineering		Navy Public Works Center	
Command		San Francisco Bay	
Western Division		Attn: Code 10	1
Attn: Code 102	1	Code 101	1
Library	1	Code 110 (Activity	
P.O. Box 727		CE Office)	1
San Bruno, CA 94066-0720		Code 420 (Prod Engr Div)	1
Commander		Code 500 (Maint. Supt.)	1
Naval Reserve Readiness Command		Code 505A	1
Attn: Code 072 (Region 20,		Director, Maint. Control	1
Bldg 1)	1	P.O. Box 24003	
Security Officer	1	Oakland, CA 94623-4003	
Treasure Island		Commanding Officer	
San Francisco, CA 94130		Naval Supply Center	
Naval Air Station		Attn: Code 43 (Facilities and	
Attn: Code 0L (Facilities		Equipment Division)	1
Management Office)	1	Oakland, CA 94625-5000	
Code 15 (Security		Naval Facility	
Officer)	1	Attn: Public Works Officer	1
Alameda, CA 94501		Centerville Beach	
Naval Weapons Station		Ferndale, CA 95536-9766	
Attn: Code 092 (Public Works		Mr. Jose Carrizales	1
Engineering)	1	18 CEES/DEEM	
Public Works Department		APO San Francisco 96239-5000	
(Direction Maintenance		Commander	
Control)	1	U.S. Naval Forces, Korea	
Concord, CA 94520-5000		Attn: ENJ-P&O	1
		APO San Francisco 96301	

DISTRIBUTION (Cont.)

<u>Copies</u>	<u>Copies</u>
U.S. Army Engineer District, Japan Attn: POJED-O (Okinawa Area Office) 1 APO San Francisco 96331-4208	U.S. Naval Magazine Attn: Engineering Director (Public Works Dept.) 1 FPO San Francisco 96630-1300
Naval Facilities Engineering Command Contracts, Southwest Pacific Attn: Director, Engineering Division 1 OICC 1 APO San Francisco 96528	U.S. Naval Ship Repair Facility Attn: Code 245L (Technical Library) 1 FPO San Francisco 96630-1400
NMCB-3 "C" Co. Attn: SWC Dennis Wellington, USN 1 FPO San Francisco 96601	U.S. Naval Hospital Attn: Public Works Officer 1 FPO San Francisco 96630-1600
Naval Mobile Construction Battalion 3 Attn: Operations Officer 1 FPO San Francisco 96601-4921	U.S. Naval Communication Area Attn: Code 70 (Staff Civil Engineer) 1 Master Station - WESTPAC FPO San Francisco 96630-1800
Naval Mobile Construction Battalion 5 Attn: Operations Dept. 1 FPO San Francisco 96601-4961	NAVFAC Contracts Marianas Attn: Officer in Charge of Construction 1 FPO San Francisco 96630-2220
Commanding Officer Naval Mobile Construction Battalion 40 FPO San Francisco 96601-4981 1	Commanding Officer U.S. Naval Oceanography Command Center Box 12 COMNAVMARIANAS FPO San Francisco 96630-2926 1
U.S. Naval Station Attn: Engineering Division Director (Public Works Department) 1 Box 15 FPO San Francisco 96614-1200	U.S. Navy Public Works Center Attn: Code 200 (Ed Correa) 1 Library 1 Utilities Plant Officer 1 FPO San Francisco 96630-2937
Commander U.S. Naval Forces, Marianas Attn: Code N4 1 FPO San Francisco 96630-0051	Commanding Officer U.S. Naval Oceanography Command Center Attn: Code EES 1 Box 12, COMNAVMARIANAS FPO San Francisco 96630-2960

DISTRIBUTION (Cont.)

	<u>Copies</u>		<u>Copies</u>
U.S. Naval Supply Depot		Naval Ocean Systems Center, DET	
Attn: Staff Civil Engineer	1	Hawaii Laboratory	
FPO San Francisco 96651		Attn: Dr. Roy Yumori	1
		Technical Library	1
U.S. Naval Station		P.O. Box 997	
Attn: Staff Civil Engineer	1	Kailua, HI 96734-0997	
FPO San Francisco 96651-1000			
U.S. Naval Magazine		Commanding Officer	
Attn: Security Officer	1	Naval Communications Area Master	
Box 68		Station, EASTPAC	
FPO San Francisco 96651-1300		Attn: Code W-60	1
		Staff Civil Engineer	1
		Security Officer	1
U.S. Naval Ship Repair Facility		Honolulu	
Attn: Staff Civil Engineer	1	Wahiawa, HI 96786	
Box 34			
FPO San Francisco 96651-1400		Commander	
U.S. Naval Air Station		U.S. Naval Forces Central Command	
Attn: Staff Civil Engineer	1	Attn: Code N42	1
FPO San Francisco 96654-1200		Pearl Harbor, HI 96860	
Commanding Officer			
U.S. Naval Communication Station		Naval Submarine Base	
FPO San Francisco 96656-1800	1	Attn: Staff Civil Engineer	1
		Pearl Harbor, HI 96860	
U.S. Naval Communication Station			
Attn: Public Works Officer	1	Pearl Harbor Naval Shipyard	
FPO San Francisco 96680-1800		Attn: Code 134	1
		Staff Civil Engineer	1
		Box 400	
U.S. Naval Communication Station		Pearl Harbor, HI 96860-5350	
Attn: Maintenance Control			
Director (Public Works		Navy Public Works Center	
Department)	1	Attn: Code 134 (Library)	1
FPO San Francisco 96685-1800		Code 400 (Production	
		Planning and Engineering	
Naval Facility Engineering Command		Department)	1
Contracts Diego Garcia		Code 425 (L. N. Kaya,	
Attn: DOICC	1	P.E.)	1
FPO San Francisco 96685-2200		Pearl Harbor, HI 96860-5470	
Naval Support Force Antarctica		Naval Station	
Detachment Christchurch		Attn: Alan Sugihara	1
Attn: Public Works Officer	1	Staff Civil Engineer	1
FPO San Francisco 96690-2900		P.O. Box 21	
		Pearl Harbor, HI 96860-6000	

DISTRIBUTION (Cont.)

	<u>Copies</u>		<u>Copies</u>
Commander		Seattle District Library	
Naval Facilities Engineering Command		U.S. Army Corps of Engineers	
Pacific Division		P.O. Box C-3755	
Attn: Code 09P	1	Seattle, WA 98124-2255	1
Code 101 (Maung Kyi)	1		
Code 2011	1	Naval Air Station Whidbey Island	
Library	1	Attn: Director Engineering	
Pearl Harbor, HI 96860-7300		Division (Public Works	
		Department)	1
		Oak Harbor, WA 98278	
U.S. Pacific Fleet		Commander	
Attn: Diego Garcia Project Officer		Puget Sound Naval Shipyard	
Naval Construction Battalions		Attn: Code 202.5 (Library)	1
Pearl Harbor, HI 96860-7305	1	Code 400 (Public Works	
		Department)	1
Oceanographic System, PAC		Code 440.4	1
Attn: Staff Civil Engineer	1	Carr Inlet Acoustic Range	1
P.O. Box 1390		Bremerton, WA 98314-5000	
Pearl Harbor, HI 96860-7550			
Commanding General (FEO)		WESTDIV Contracts Office	
Fleet Marine Force Pacific		Attn: Code 61 (KOICC)	1
Camp H. M. Smith, HI 96861	1	P.O. Box 2366	
		Silverdale, WA 98383-9130	
Commanding General		Fleet Activities	
G5 (SCIAD)		Attn: Staff Civil Engineer	1
Camp H. M. Smith, HI 96861	1	FPO Seattle 98762-1100	
Commander in Chief			
U.S. Pacific Command		U.S. Naval Ship Repair Facility	
Attn: Code J44 (Fac Engrg Div)	1	Attn: Staff Civil Engineer	1
P.O. Box 28		FPO Seattle 98762-1400	
Camp H. M. Smith, HI 96861			
U.S. Naval Air Station		U.S. Navy Public Works Center	
Attn: Staff Civil Engineer	1	Attn: Library	1
Barbers Point, HI 96862-5050		Box 13	
		FPO Seattle 98762-3100	
Marine Corps Air Station		Engineering Division Director	
Attn: Public Works Officer	1	Public Works Department	
Kaneohe Bay, HI 96863		Fleet Activities	
U.S. Army Corps of Engineers,		FPO Seattle 98766-1100	1
Portland District Library			
P.O. Box 2946			
Portland, OR 97208	1		

DISTRIBUTION (Cont.)

	<u>Copies</u>		<u>Copies</u>
Fleet Activities		U.S. Naval Activities, UK	
Attn: Public Works Officer	1	Attn: Public Works Officer	1
FPO Seattle 98766-1100		Box 92	
		FPO New York 09510	
U.S. Naval Air Facility		Commanding Officer	
Attn: Public Works Officer	1	Naval Facilities Engineering Command	
Box 15		Northern Division	
FPO Seattle 98767-1200		Attn: Code 04AL (Technical	
		Library)	1
U.S. Naval Radio Receiving		Code 405	1
Facility		Philadelphia, PA 19112-5094	
Attn: Public Works Officer	1		
FPO Seattle 98768		U.S. Department of Agriculture	
		Attn: Dr. Ted Maher	1
U.S. Naval Air Facility		Extension Service	
Attn: Public Works Officer	1	3917 South Building	
Fleet Activities		Washington, DC 20250	
FPO Seattle 98770-1100			
Marine Corps Base		Chief of Naval Operations	
Attn: Public Works Office	1	Attn: Code OP 323	1
ACOS Facilities Engineer	1	Navy Department	
Maintenance Control		Washington, DC 20350-2000	
Director	1		
Camp Smedley D. Butler		David Taylor Naval Ship Research	
FPO Seattle 98773-5001		and Development Center	
		Attn: Code 119 (Officer in	
Naval Security Group Act		Charge)	1
Attn: Public Works Officer	1	Annapolis, MD 21402-1198	
Box 564			
FPO Seattle 98777-1801		Defense Technical Information	
		Center	
Naval Air Station Adak		Cameron Station	
Attn: Engineering Director		Alexandria, VA 22304-6145	12
(Public Works			
Department)	1	Naval Weapons Station	
Box 21		Attn: Public Works Officer	1
FPO Seattle 98791-1225		Charleston, SC 29408	
Naval Weapons Station, Earle		Naval Education & Training Program	
Attn: Karl T. Clebak, Jr.		Development Center	
(Public Works Dept.,		Attn: Technical Library	1
Bldg C-29)	1	Pensacola, FL 32509	
Colts Neck, NJ 07722-5000			

DISTRIBUTION (Cont.)

	<u>Copies</u>		<u>Copies</u>
Naval Construction Training Center		Headquarters	
Attn: Curriculum & Instruction		Kwajalein Missile Range	
Std's Officer	1	Attn: BMDSC-RKL-C	1
Gulfport, MS 39501-5003		Box 26	
		APO San Francisco 96555	
Head, Dept. of Technical Applications		U.S. Naval Station	
AFIT/DET		Attn: Staff Civil Engineer	1
Wright-Patterson AFB, OH		Box 152	
45433-6583	1	FPO San Francisco 96630-1000	
Naval Air Station		U.S. Navy Public Works Center	
Attn: ROICC (SOUTHDIR Contracts		Attn: Code 100 (Head,	
Office)	1	Engineering Dept.)	1
Corpus Christi, TX 78419-5224		FPO San Francisco 96630-2937	
Commander		USS AJAX (AR-6)	
Submarine Development Group One		Attn: Repair Officer	1
Attn: Operations Officer	1	FPO San Francisco 96642-2550	
139 Sylvester Road		U.S. Navy Public Works Center	
San Diego, CA 92106		Attn: Technical Library	1
Commanding Officer		Box 6	
Navy Public Works Center		FPO San Francisco 96651-2900	
Attn: Code 123C (Technical		Pacific Missile Range Facility	
Library)	1	Hawaiian Area, Barking Sands	
Naval Base		Attn: Public Works Officer	1
San Diego, CA 92136-5113		Kekaha, Kauai, HI 96752	
Naval Amphibious Base, Coronado		Commander	
Attn: Staff Civil Engineer	1	Naval Logistics Command	
San Diego, CA 92155		U.S. Pacific Fleet	
Commanding Officer		Attn: Code 4318	1
Amphibious Construction Battalion 1		P.O. Box 43	
San Diego, CA 92155	1	Pearl Harbor, HI 96860	
Commander		Naval Facilities Engineering	
Naval Facilities Engineering Command		Command	
Attn: Code 04B		Pacific Division	
Code 09P/20	1	Attn: Code 402 (RDT&E Liaison	
RDT&E Liaison Officer	1	Officer)	1
Western Division		Pearl Harbor, HI 96860-7300	
P.O. Box 727			
San Bruno, CA 94066-0720			

DISTRIBUTION (Cont.)

	<u>Copies</u>	<u>Internal Distribution</u>	<u>Copies</u>
Puget Sound Naval Shipyard			
Attn: Code 440 (Public Works			
Department)	1	R30 (J. Goff)	1
Public Works Officer	1	R34 (P. Gammell)	20
Bremerton, WA 98314-5000		E211 (C. Rouse)	1
		E231	9
U.S. Naval Air Facility		E232	3
Attn: Director, Engineering		E342 (GIDEP Office)	1
Division (Public Works		K23 (T. Lovell)	1
Department)	2	W (CDR Hall)	1
Box 15		W01 (LCDR T. O'Toole)	1
FPO Seattle 98767-1200		W02 (LT E. Maley)	1
		X30 (G. Cantwell)	1
Naval Facilities Engineering			
Command			
Attn: Patrick Cave	1		
Percy Malone	3		
200 Stovall St.			
Alexandria, VA 22332			
U.S. Department of Labor			
Mining Safety and Health			
Administration			
Industrial and Electrical			
Safety Division			
Attn: Dennis Poffenroth	2		
P.O. Box 25367			
Denver, CO 80225			
Naval Civil Engineering			
Laboratory			
Attn: L. Underbakke	10		
Port Hueneme, CA 93043			
Pittsburgh Research Center			
Attn: Ed Ayres	1		
P.O. Box 18070			
Pittsburgh, PA 15236			