

12

Special Report 86-11

June 1986



**US Army Corps
of Engineers**

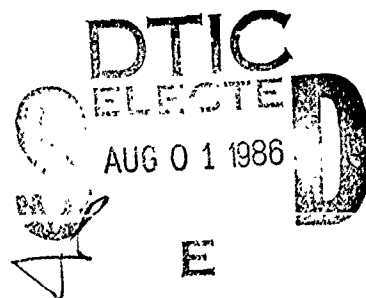
Cold Regions Research &
Engineering Laboratory

AD-A170 504

Concentration and flux of wind-blown snow

Malcolm Mellor and Gregor Fellers

DTIC FILE COPY



Prepared for
OFFICE OF THE CHIEF OF ENGINEERS

Approved for public release; distribution is unlimited.

86 7 31 055

Unclassified

AD: 1770 ERM

SECURITY CLASSIFICATION OF THIS PAGE (When Data Entered)


REPORT DOCUMENTATION PAGE		READ INSTRUCTIONS BEFORE COMPLETING FORM
1. REPORT NUMBER Special Report 86-11	2. GOVT ACCESSION NO.	3. RECIPIENT'S CATALOG NUMBER
4. TITLE (and Subtitle) CONCENTRATION AND FLUX OF WIND-BLOWN SNOW	5. TYPE OF REPORT & PERIOD COVERED	
	6. PERFORMING ORG. REPORT NUMBER	
7. AUTHOR(s) Malcolm Mellor and Gregor Fellers	8. CONTRACT OR GRANT NUMBER(s)	
9. PERFORMING ORGANIZATION NAME AND ADDRESS U.S. Army Cold Regions Research and Engineering Laboratory Hanover, New Hampshire 03755-1290	10. PROGRAM ELEMENT, PROJECT, TASK AREA & WORK UNIT NUMBERS 6.27.30A 4A762730AT42 BS 044	
11. CONTROLLING OFFICE NAME AND ADDRESS Office of the Chief of Engineers Washington, D.C. 20314-1000	12. REPORT DATE June 1986	
	13. NUMBER OF PAGES 20	
14. MONITORING AGENCY NAME & ADDRESS (if different from Controlling Office)	15. SECURITY CLASS. (of this report) Unclassified	
	15a. DECLASSIFICATION/DOWNGRADING SCHEDULE	
16. DISTRIBUTION STATEMENT (of this Report) Approved for public release; distribution is unlimited.		
17. DISTRIBUTION STATEMENT (of the abstract entered in Block 20, if different from Report)		
18. SUPPLEMENTARY NOTES		
19. KEY WORDS (Continue on reverse side if necessary and identify by block number) Obscuration Visibility Snow Wind tunnel models Snowdrifts Snow removal		
20. ABSTRACT (Continue on reverse side if necessary and identify by block number) Representative graphical relations are developed for the flux and concentration of wind-blown snow as functions of wind speed and height above surface. Previously published field data are tabulated to provide 1201 data sets for flux and the same number for mass concentration. Using appropriately transformed variables, multiple regression analysis yields empirical relations for horizontal mass flux as a function of wind speed and height, and for mass concentration as a function of wind speed and height.		

PREFACE

This report was prepared by Dr. Malcolm Mellor, Research Physical Scientist, Experimental Engineering Division, and Gregor Fellers, Computer Specialist, Engineering and Measurement Services Branch, Technical Services Division, U.S. Army Cold Regions Research and Engineering Laboratory. The work was supported as part of DA Project 4A762730AT42, Design, Construction, and Operations Technology for Cold Regions, Task Area BS (Base Support), Work Unit 044, Control of Snowdrifting and Ice Accretion.

Technical review of the manuscript was performed by Dr. Edgar Andreas of CRREL and Dr. Uwe Radok.

Approved for Release	<input checked="checked" type="checkbox"/>
Approved for Distribution	<input type="checkbox"/>
Approved for Publication	<input type="checkbox"/>
A-1	



CONCENTRATION AND FLUX OF WIND-BLOWN SNOW

Malcolm Mellor and Gregor Fellers

Information on the mass concentration and the horizontal mass flux of blowing snow is useful in dealing with certain practical problems, notably those involving snowdrift formation, wind tunnel (or water flume) modeling of blowing snow, reduction of visibility, and attenuation of radiation near optical frequencies. The basic requirement is for data on the concentration and flux as functions of height and wind speed when the wind blows across a flat surface with an ample supply of loose snow particles.

Many years ago, Australian investigators working in Antarctica gathered a large quantity of systematic data on blowing snow, using techniques and equipment that were validated by tests and theory. Results were analyzed very thoroughly, with emphasis on establishment of the relevant physics. Without doing anything essentially different from the original investigators, we have combined the Australian data and applied multiple regression analysis in order to relate mass flux and mass concentration to the relevant variables that are most easily measured, i.e. height above surface, and wind speed at standard anemometer height.

The Australian studies were inspired by Fritz Loewe, whose interest in blizzards was stimulated by a wintering in Terre Adélie. Systematic observations were originated by M. Mellor and developed under the direction of U. Radok. The great majority of the field observations were made by R. Dingle, and analyzed by U. Radok and W. Budd. Anemometers and aerodynamic snow collectors were mounted in pairs on vertical masts, with logarithmic vertical spacing. At each level, the instruments gave wind speed and mass flux. Mass concentration and the parameters of the wind profile (shear velocity and roughness height) could then be derived. Altogether, 1201 usable data sets were obtained (see Appendix). They include measurements in conditions where: (a) there is new snow falling directly into the turbulent boundary layer, and (b) there is no precipitation from above and all particles are picked up from the surface. Most of the observational

data have been published (Budd et al. 1965, Mellor and Radok 1960), but some unpublished results were provided directly by Dingle and Radok. Information on particle size and fall velocity can be found elsewhere (Budd 1965, Budd et al. 1965, Mellor 1965); with strong winds (> 10 m/s) mean particle size is approximately $100 \mu\text{m}$ around 1 m height, about 150 - $200 \mu\text{m}$ within a few centimetres of the surface, and about $90 \mu\text{m}$ at head height.

Measurements have been made by other investigators, but we do not have access to the actual observational data, or to the instrument calibrations that are needed to establish comparability.

To obtain representative empirical relations for the dependence of flux q and concentration ρ on height z and wind speed u_{10} , we can perform multiple regression analysis on the data while taking account of the relevant physics. The dependent variable Y is a simple function of either q or ρ , and it is expressed initially as a 10-term polynomial with cross-products and terms up to the third power. Some terms may be discarded on the basis of significance tests. The two independent variables X_1 and X_2 are simple functions of z and u_{10} respectively. If Y is taken directly as ρ , with X_1 and X_2 as z and u_{10} respectively, the correlation is very poor, since the observed values of Y range over more than 4 orders of magnitude, while corresponding values of X_1 range over more than 2 orders of magnitude. Using the logarithms of the observed quantities for Y and X_1 , together with u_{10} as X_2 , the results are much better. However, both theory and observation (Dingle and Radok 1961, see also Budd et al. 1965 and Mellor 1965) indicate that the relation between $\ln \rho$ and the reciprocal of wind speed, $1/u_{10}$, should be close to linear, and it is found that regression of $\ln \rho$ (Y) against $\ln z$ (X_1) and $1/u_{10}$ (X_2) gives the best fit to the data.

A parallel treatment for the regression of $\ln q$ against $\ln z$ and $1/u_{10}$ is less easy to relate to theory. However, by using different forms of the wind profile in the expressions for ρ and u in the product $q = \rho u$, the logarithmic regression forms for q and z can be justified (see Mellor 1965, p. 15, eq 17). By comparing magnitudes for the two parts of the exponent in the hybrid equation for q , it can be argued that the wind-dependence of q is not radically different from that of ρ , so that there can be no strong objection to taking X_2 as $1/u_{10}$ in the regression.

In both regressions the multiple correlation coefficient $r = 0.978$. The standard error of Y about the regression plane is 0.453 for $\ln \rho$ and 0.447 for $\ln q$ (with ρ and q in units of g/m^3 and $\text{g/m}^2\text{-s}$ respectively).

The final regression equations were as follows.

Mass flux, q

$Y = \ln q$, $X_1 = \ln z$, $X_2 = 1/u_{10}$. (q in $\text{g/m}^2\text{-s}$, z in m , u_{10} in m/s)

$$Y = 10.089 - 0.41049 X_1 - 122.03 X_2 - 0.13856 X_1^2 - 14.446 X_1 X_2 - 0.0059773 X_1^3 + 3.2682 X_1^2 X_2 + 114.13 X_1 X_2^2 + 2290.0 X_2^3$$

Mass concentration, ρ

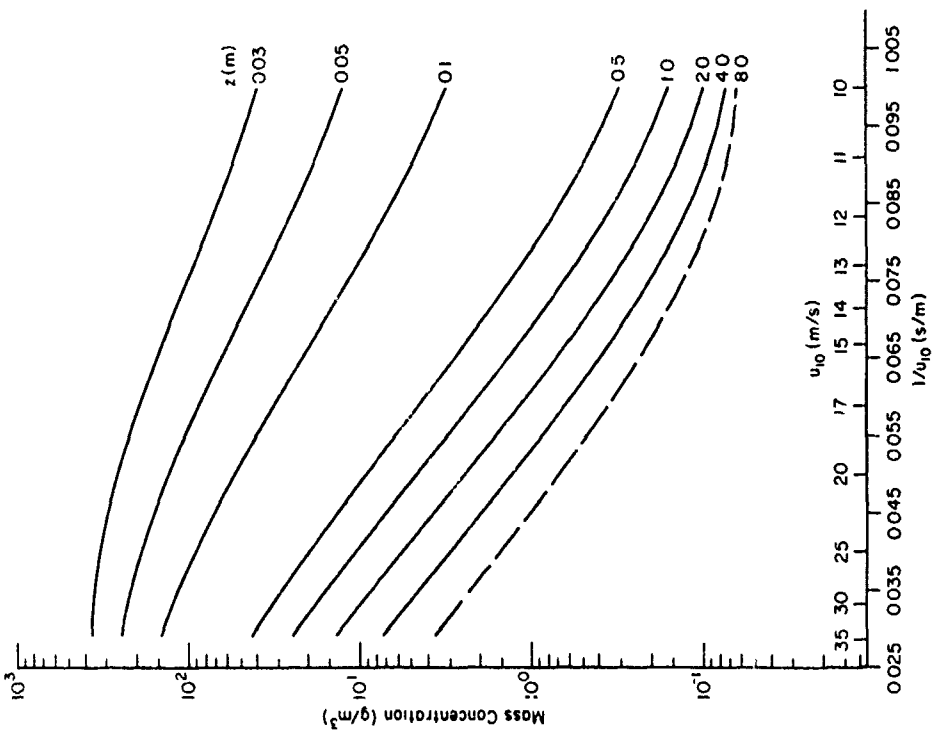
$Y = \ln \rho$, $X_1 = \ln z$, $X_2 = 1/u_{10}$. (ρ in g/m^3 , z in m , u_{10} in m/s)

$$Y = 4.8679 - 0.42209 X_1 - 34.369 X_2 - 0.13265 X_1^2 - 17.427 X_1 X_2 - 972.01 X_2^2 - 0.0070277 X_1^3 + 3.2692 X_1^2 X_2 + 135.54 X_1 X_2^2 + 6430.2 X_2^3$$

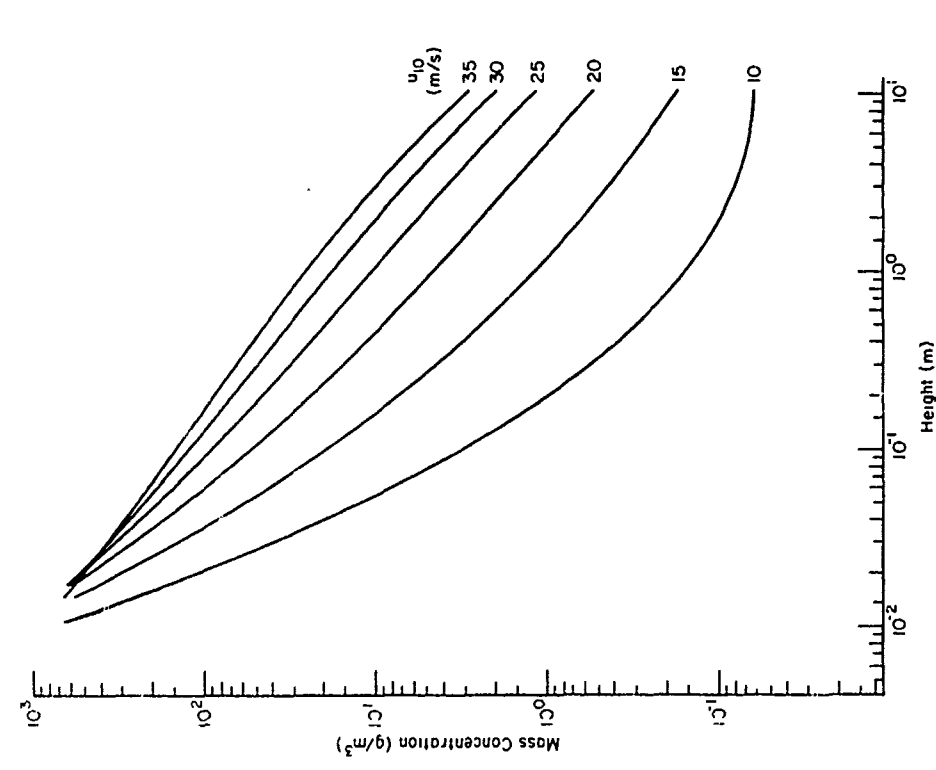
Figure 1 shows probable values of mass concentration ρ as a function of height z and wind speed u_{10} according to the regression equation. In Figure 1a, ρ is plotted against z on logarithmic scales, with u_{10} as parameter. In Figure 1b, ρ is plotted on a logarithmic scale against $1/u_{10}$ (or against u_{10} on a distorted scale), with z as parameter. The observational range for z was from 0.03 to 4 m, and for u_{10} it was mainly within the range 10 to 25 m/s, with a few values up to 36 m/s.

For high wind speeds, when particles are well diffused, Figure 1a indicates that the theoretical power relation between ρ and z is a good approximation, with an exponent not far from -1. The exponent given by simple theory is $-w/ku_*$, where w is particle fall velocity, u_* is shear velocity (≈ 1 m/s with winds of 25-35 m/s), and k is von Karman's constant (0.4). If $-w/ku_* \approx -1$ for strong winds, $w \approx 0.4$ m/s, which is a credible value for particles of wind-blown snow.

At low wind speeds, when there is a sorting of particle size (and fall velocity) with height (see Budd 1965), a linear relation between $\ln \rho$ and $\ln z$ applies only at low levels. At the lowest observed wind speeds (≈ 10 m/s), ρ tends to a limit of about 0.06 g/m^3 when z is greater than a few metres. This is the sort of concentration that corresponds to very light snowfall in calm weather. At the lower levels, the general (negative)



a. ρ plotted against z on logarithmic scales, with u_{10} as parameter.



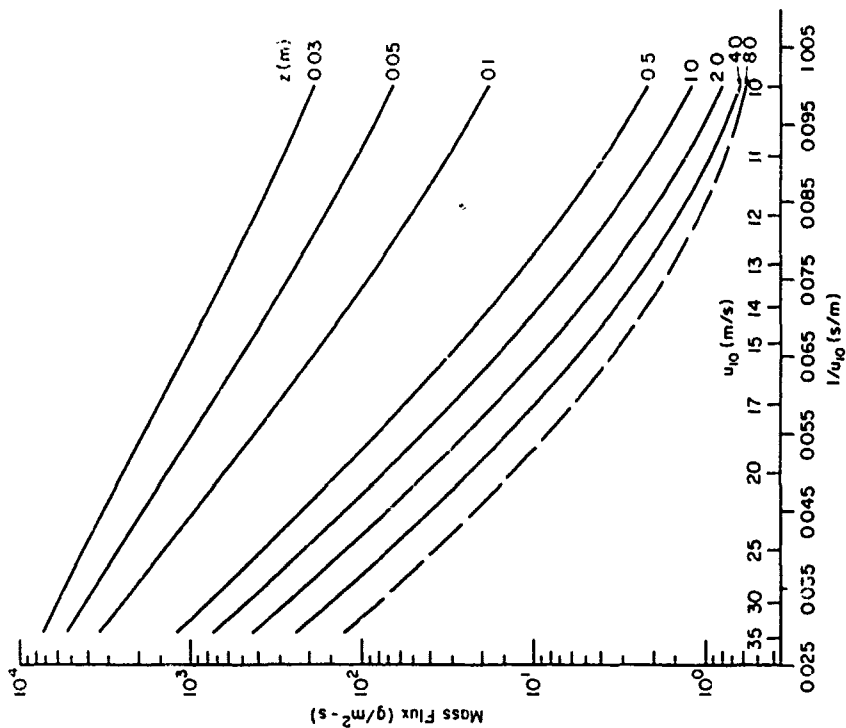
b. ρ (logarithmic scale) plotted against $1/u_{10}$ (linear scale) and u_{10} (distorted scale), with z as parameter. The line for $z = 8$ m is broken because the highest measuring level was $z = 4$ m.

Figure 1. Probable values of mass concentration ρ as a function of height z and wind speed u_{10} .

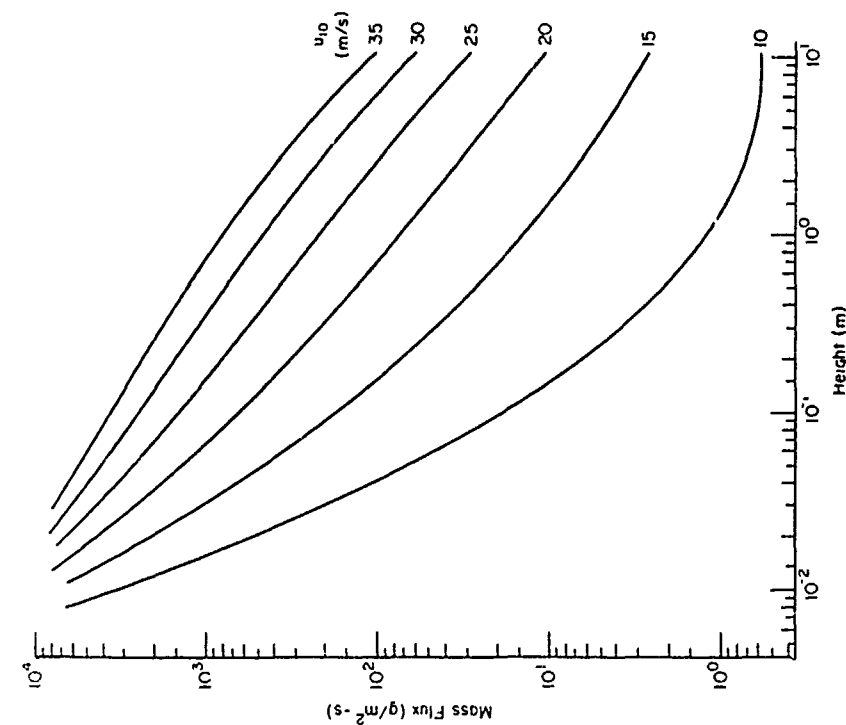
slope of the curves in Figure 1a increases as u_{10} decreases, presumably because the shear velocity is proportional to u_{10} . Very close to the ground ($z \approx 10$ mm), the curves converge to a focus, indicating an upper limit of concentration that is not strongly dependent on wind speed. This limit, which is approximately 1400 g/m^3 and therefore close to air density ($\approx 1300 \text{ g/m}^3$), was predicted and noted in earlier studies (Owen 1964, Budd et al. 1965, Greeley and Iversen 1985). The height of the "focus" is more or less the height of the top of the saltation layer.

Figure 1b shows that the theoretical expectation of inverse proportionality between $\ln \rho$ and $1/u_{10}$ is realized in strong winds at levels above 0.5 m. However, with less strong winds the concentration does not decrease as much as might be expected from simple theory, perhaps because falling snow sets a lower limit for ρ . At low levels, ρ becomes progressively less sensitive to wind speed, as already mentioned in connection with the "focus" in Figure 1a. The curves for low levels in Figure 1b could perhaps be approximated by straight lines, but they actually show contraflexure. Taken at face value, they suggest that ρ may become almost independent of u_{10} for very high winds and for layers very close to the surface, a trend which seems credible. They also indicate a trend towards a lower limit of ρ in light winds for layers very close to the surface. This is more difficult to rationalize, although one might consider systematic change in particle size as a possible explanation.

Figure 2 gives horizontal mass flux q as a function of height z and wind speed u_{10} . The plot of $\ln q$ against $\ln z$ (Fig. 2a) shows approximate linearity for high wind speeds, with the relation not too far from inverse proportionality. In lighter winds, an approximately linear relation between $\ln q$ and $\ln z$ prevails only at low levels. At high levels and low wind speeds, q for a given value of z tends towards a limit. As was the case for ρ , the curves in Figure 2a tend to suggest convergence to a focus very close to the surface, but it is not easy to accept this trend. Extension of the curves to a common point indicates $q \approx 30,000 \text{ g/m}^2\text{-s}$ at $z \approx 6$ mm. However, the limiting value of ρ at low level should be approximately 1300 g/m^3 , with a wind speed of approximately 2 m/s very near the surface. This is an order of magnitude discrepancy; the expected maximum for very low levels is $q \approx 3,000 \text{ g/m}^2\text{-s}$ at $z < 10$ mm.



a. q plotted against z on logarithmic scales, with u_{10} as parameter.



b. q (logarithmic scale) plotted against $1/u_{10}$ (linear scale) and u_{10} (distorted scale), with z as parameter. The line for $z = 8$ m is broken because the highest measuring level was $z = 4$ m.

Figure 2. Probable values of horizontal mass flux q as a function of height z and wind speed u_{10} .

Figure 2b shows approximate inverse proportionality between $\ln q$ and $1/u_{10}$ at very low levels, but above 0.1 m there is inverse proportionality only in very strong winds. At the higher levels, there appears to be a trend towards a lower limit of q as u_{10} decreases. The indication is that such a limit might be of order 0.1 to 1.0 $\text{g/m}^2\text{-s}$, corresponding to the suggested lower limit of ρ around 0.06 g/m^3 if wind speeds are a few metres per second.

If new measurements should be made in the future, it would be useful to extend the profiles above the 4-m level, since extrapolation to high levels is called for in the treatment of certain problems.

References

- Budd, W. (1965) The drifting of non-uniform snow particles. In Antarctic Research Series, vol. 7 (M. Rubin, Ed.), American Geophysical Union.
- Budd, W., R. Dingle and U. Radok (1965) The Byrd snow drift project: Outline of basic results. In Antarctic Research Series, vol. 7 (M. Rubin, Ed.), American Geophysical Union.
- Dingle, W.R.J. and U. Radok (1961) Antarctic snow drift and mass transport. General Assembly of Helsinki, International Association of Scientific Hydrology, International Union of Geodesy and Geophysics, pub. no. 55.
- Greeley, R. and J.D. Iversen (1985) Wind as a geological process on Earth, Mars, Venus and Titan. Cambridge University Press.
- Mellor, M. and U. Radok (1960) Some properties of drifting snow. In Antarctic Meteorology, Oxford: Pergamon Press.
- Mellor, M. (1965) Blowing snow. U.S. Army Cold Regions Research and Engineering Laboratory, Monograph III-A3c.
- Owen, P.R. (1964) Saltation of uniform sand grains in air. Journal of Fluid Mechanics, 20(2): 225-242.

APPENDIX A: FIELD DATA USED FOR REGRESSION ANALYSIS

Principal data source: Budd et al. (1965).

Additional unpublished data provided by R. Dingle and U. Radok.

Some data for very strong winds from Mellor and Radok (1960).

Height (z)	Wind @ 10 m	Mass Conc	Wind @ z m	Mass Flux	Height (z)	Wind @ 10 m	Mass Conc	Wind @ z m	Mass Flux
4.000	9.60	0.076	8.79	0.668	2.000	12.66	0.564	11.00	6.204
4.000	9.78	0.019	8.95	0.170	2.000	12.68	0.255	11.04	2.815
4.000	10.19	0.111	9.37	1.040	1.000	9.60	0.175	7.5	1.328
4.000	10.73	0.057	9.93	0.566	1.000	9.78	0.037	7.54	0.279
4.000	11.07	0.136	10.28	1.398	1.000	10.19	0.251	8.23	2.066
4.000	11.17	0.219	10.16	2.225	1.000	10.73	0.130	8.59	1.117
4.000	11.21	0.082	10.23	0.839	1.000	11.07	0.264	9.59	2.532
4.000	11.31	0.109	10.33	1.126	1.000	11.17	0.505	8.79	4.439
4.000	11.60	0.104	10.78	1.121	1.000	11.21	0.330	8.90	3.382
4.000	11.64	0.105	10.62	1.115	1.000	11.31	0.385	8.60	3.311
4.000	11.64	0.210	10.75	2.257	1.000	11.60	0.199	9.29	1.849
4.000	11.82	0.046	10.85	0.499	1.000	11.64	0.424	9.24	3.918
4.000	11.87	0.120	10.83	1.300	1.000	11.64	0.691	9.36	6.468
4.000	11.93	0.207	10.85	2.246	1.000	11.82	0.278	9.44	2.624
4.000	11.94	0.103	10.77	1.109	1.000	11.87	0.436	9.56	4.168
4.000	12.08	0.103	10.73	1.105	1.000	11.93	0.362	9.26	3.352
4.000	12.10	0.025	11.18	0.279	1.000	11.94	0.423	9.30	3.934
4.000	12.19	0.150	11.22	1.683	1.000	11.08	0.218	9.21	2.008
4.000	12.26	0.250	11.27	2.818	1.000	12.10	0.205	9.47	1.941
4.000	12.29	0.233	11.28	2.628	1.000	12.19	0.522	9.71	5.069
4.000	12.41	0.050	10.99	0.549	1.000	12.26	0.406	9.69	3.934
4.000	12.41	0.249	11.25	2.801	1.000	12.29	0.348	9.67	3.365
4.000	12.43	0.140	11.42	1.599	1.000	12.41	0.366	9.34	3.418
4.000	12.52	0.045	11.65	0.524	1.000	12.41	0.759	9.62	7.302
4.000	12.56	0.582	11.53	6.710	1.000	12.43	0.484	9.73	4.709
4.000	12.56	0.161	11.70	1.884	1.000	12.52	0.163	10.29	1.677
4.000	12.66	0.264	11.74	3.099	1.000	12.56	0.821	9.74	7.997
4.000	12.68	0.095	11.84	1.125	1.000	12.56	0.553	10.14	5.607
2.000	9.60	0.122	8.43	1.028	1.000	12.66	0.906	10.07	9.123
2.000	9.78	0.031	8.28	0.257	1.000	12.68	0.544	10.05	5.467
2.000	10.19	0.176	8.90	1.566	0.500	9.60	0.331	7.11	2.353
2.000	10.73	0.091	9.17	0.834	0.500	9.78	0.120	6.99	0.839
2.000	11.07	0.230	9.79	2.252	0.500	10.19	0.271	7.61	2.062
2.000	11.17	0.410	9.75	3.997	0.500	10.73	0.354	7.92	2.804
2.000	11.21	0.205	9.61	1.970	0.500	11.07	0.541	8.82	4.772
2.000	11.31	0.236	9.57	2.259	0.500	11.17	0.889	8.32	7.396
2.000	11.60	0.149	10.08	1.502	0.500	11.21	0.791	8.06	6.375
2.000	11.64	0.226	10.11	2.285	0.500	11.31	0.422	7.48	3.157
2.000	11.64	0.336	10.02	3.367	0.500	11.60	0.363	8.77	3.184
2.000	11.82	0.074	10.20	0.755	0.500	11.64	0.855	8.46	7.233
2.000	11.87	0.221	10.19	2.252	0.500	11.64	1.133	8.57	9.710
2.000	11.93	0.223	10.20	2.275	0.500	11.82	0.420	8.69	3.650
2.000	11.94	0.223	10.25	2.286	0.500	11.87	0.861	8.65	7.448
2.000	12.08	0.141	9.94	1.402	0.500	11.93	0.790	8.54	6.747
2.000	12.10	0.068	10.32	0.702	0.500	11.94	0.659	8.44	5.562
2.000	12.19	0.296	10.37	3.070	0.500	12.08	0.590	8.09	4.773
2.000	12.26	0.322	10.40	3.349	0.500	12.10	0.478	8.65	4.135
2.000	12.29	0.286	10.41	2.977	0.500	12.19	1.006	8.88	8.933
2.000	12.41	0.110	10.23	1.125	0.500	12.26	0.566	8.99	5.088
2.000	12.41	0.429	10.53	4.517	0.500	12.29	0.464	8.85	4.106
2.000	12.43	0.241	10.86	2.617	0.500	12.41	0.544	8.26	4.493
2.000	12.52	0.068	10.87	0.739	0.500	12.41	1.151	8.77	10.094
2.000	12.56	0.759	10.93	8.296	0.500	12.43	0.734	9.11	6.687
2.000	12.56	0.275	10.75	2.956	0.500	12.52	0.507	9.76	4.948

Height 1.2'	Wind @ 10 m	Mass Conc	Wind @ 2 m	Mass Conc	Wind @ 2 m	Mass Conc	Height (2')	Wind @ 10 m	Mass Conc	Wind @ 2 m	Mass Conc	Wind @ 10 m	Mass Conc	Wind @ 2 m	Mass Conc
2.000	13.62	0.288	11.91	3.430	0.500	13.40	0.500	13.40	2.003	9.82	20.013	13.21	12.440	0.26	74.416
2.000	13.66	0.327	11.93	3.501	0.500	13.46	0.500	13.46	18.564	9.39	18.564	13.26	7.755	8.90	69.019
2.000	13.66	0.360	11.75	4.230	0.500	13.56	0.500	13.56	9.643	9.38	9.643	13.28	8.760	7.53	65.963
2.000	13.80	0.717	11.84	8.489	0.500	13.62	0.500	13.62	20.359	9.75	20.359	13.39	5.628	8.28	47.163
2.000	13.81	0.660	12.01	7.927	0.500	13.62	0.500	13.62	6.639	9.86	6.639	13.40	7.729	8.26	63.996
2.000	13.84	0.715	11.84	8.466	0.500	13.66	0.500	13.66	22.224	10.50	22.224	13.46	9.380	8.11	76.072
2.000	13.84	0.612	11.76	7.197	0.500	13.66	0.500	13.66	11.829	10.05	11.829	13.58	6.769	8.28	56.589
2.000	13.93	0.677	11.77	5.614	0.500	13.80	0.500	13.80	17.892	9.94	17.892	13.62	9.356	7.86	73.533
2.000	14.03	0.567	11.79	6.793	0.500	13.81	0.500	13.81	22.173	10.23	22.173	13.62	7.177	8.37	90.071
2.000	14.03	0.332	11.98	6.993	0.500	13.84	0.500	13.84	22.732	10.13	22.732	13.66	6.789	9.20	80.859
2.000	14.05	0.277	12.35	3.921	0.500	13.84	0.500	13.84	23.002	9.93	23.002	13.66	5.000	8.34	41.700
1.000	12.70	0.278	9.85	2.738	0.500	13.96	0.500	13.96	16.414	9.96	16.414	13.80	9.028	8.21	74.103
1.000	12.75	0.369	10.02	3.697	0.500	14.03	0.500	14.03	26.311	10.19	26.311	13.81	13.125	8.54	113.400
1.000	12.77	0.638	10.07	6.425	0.500	14.03	0.500	14.03	22.379	10.14	22.379	13.84	11.734	8.23	96.571
1.000	12.84	0.867	10.29	8.921	0.500	14.05	0.500	14.05	16.898	9.94	16.898	13.84	10.122	8.12	82.791
1.000	12.85	0.548	10.26	5.622	0.250	12.70	0.250	12.70	12.377	8.53	12.377	13.96	15.599	8.01	72.418
1.000	12.90	0.408	10.29	4.198	0.250	12.75	0.250	12.75	18.275	8.52	18.275	14.03	11.540	8.20	94.628
1.000	12.96	1.764	10.31	18.187	0.250	12.77	0.250	12.77	26.589	9.30	26.589	14.03	10.920	9.02	87.578
1.000	12.97	1.119	10.56	3.927	0.250	12.84	0.250	12.84	21.525	8.95	21.525	14.05	2.394	8.91	21.331
1.000	13.21	1.316	10.67	14.042	0.250	12.85	0.250	12.85	19.935	8.69	19.935	12.70	28.393	7.00	198.751
1.000	13.28	0.672	10.43	7.009	0.250	12.90	0.250	12.90	17.010	8.85	17.010	12.75	19.600	6.97	136.612
1.000	13.28	0.356	10.16	3.617	0.250	12.96	0.250	12.96	44.491	8.42	44.491	12.77	34.603	6.96	240.837
1.000	13.39	0.574	10.67	6.125	0.250	12.97	0.250	12.97	11.792	8.80	11.792	12.84	20.465	7.37	150.827
1.000	13.40	1.112	10.37	11.531	0.250	13.12	0.250	13.12	30.781	9.00	30.781	12.85	23.922	7.07	162.059
1.000	13.46	1.057	10.62	11.225	0.250	13.21	0.250	13.21	34.013	9.22	34.013	12.90	17.426	7.20	125.467
1.000	13.58	0.497	10.80	5.368	0.250	13.28	0.250	13.28	25.708	9.76	25.708	12.96	28.439	6.83	194.238
1.000	13.62	0.465	10.66	5.050	0.250	13.39	0.250	13.39	17.933	8.56	17.933	13.12	32.522	7.44	241.964
1.000	13.66	0.695	11.35	7.888	0.250	13.46	0.250	13.46	14.088	9.22	14.088	13.21	25.114	7.48	127.853
1.000	13.66	0.595	10.90	6.485	0.250	13.58	0.250	13.58	37.389	8.99	37.389	13.28	26.074	7.03	170.300
1.000	13.80	1.034	10.92	13.207	0.250	13.62	0.250	13.62	4.310	8.74	4.310	13.39	14.252	7.59	118.173
1.000	13.81	1.215	10.87	13.207	0.250	13.66	0.250	13.66	37.454	8.69	37.454	13.46	25.367	7.05	173.837
1.000	13.84	1.037	10.70	11.096	0.250	13.66	0.250	13.66	45.325	9.99	45.325	13.46	36.229	7.54	273.167
1.000	13.93	0.986	10.63	10.481	0.250	13.80	0.250	13.80	23.603	9.30	23.603	13.58	36.229	7.05	173.837
1.000	13.96	1.182	10.76	12.718	0.250	13.81	0.250	13.81	31.373	9.07	31.373	13.62	24.394	6.97	170.026
1.000	14.03	1.100	11.26	12.386	0.250	13.84	0.250	13.84	40.931	9.57	40.931	13.62	17.794	7.88	140.217
1.000	14.03	0.878	10.87	9.544	0.250	13.84	0.250	13.84	44.868	9.47	44.868	13.66	28.907	8.49	245.420
1.000	14.05	0.445	11.34	5.046	0.250	13.96	0.250	13.96	45.209	9.08	45.209	13.80	13.397	8.02	107.444
0.500	12.70	0.665	9.30	6.184	0.250	13.93	0.250	13.93	30.661	9.05	30.661	13.81	27.495	7.82	215.011
0.500	12.75	0.802	9.47	7.595	0.250	14.03	0.250	14.03	53.033	9.03	53.033	13.81	27.495	7.82	215.011
0.500	12.77	1.262	10.07	12.708	0.250	14.03	0.250	14.03	47.118	9.45	47.118	13.84	25.240	7.05	170.892
0.500	12.84	1.285	9.53	12.246	0.250	14.05	0.250	14.05	38.127	8.95	38.127	13.84	25.240	7.21	181.980
0.500	12.85	0.951	9.38	8.920	0.125	12.70	0.125	12.70	10.376	9.45	10.376	13.93	32.874	7.03	231.104
0.500	12.90	0.736	9.49	6.985	0.125	12.75	0.125	12.75	43.226	7.73	43.226	13.96	32.874	7.25	273.397
0.500	12.96	2.405	9.36	22.511	0.125	12.77	0.125	12.77	52.403	7.76	52.403	14.03	35.280	6.90	243.432
0.500	12.97	0.706	9.54	6.735	0.125	12.84	0.125	12.84	61.683	8.12	61.683	14.03	41.150	6.60	271.590
0.500	13.12	1.552	9.74	15.116	0.125	12.85	0.125	12.85	63.620	8.26	63.620	14.05	49.773	8.34	49.773
0.500	13.21	1.982	10.00	19.820	0.125	12.90	0.125	12.90	52.403	7.86	52.403	12.70	116.750	6.15	718.012
0.500	13.28	1.171	9.59	11.230	0.125	12.96	0.125	12.96	66.667	7.98	66.667	12.75	87.070	6.19	538.963
0.500	13.28	0.751	9.26	6.954	0.125	12.97	0.125	12.97	79.718	7.66	79.718	12.77	167.400	7.05	1180.170
0.500	13.39	0.845	9.99	8.442	0.125	13.12	0.125	13.12	37.611	7.95	37.611	12.84	92.740	6.63	614.866
									10.517	8.22	10.517	12.85	108.640	6.28	682.259

Height (z)	Wind @ 10 m	Mass Conc	Wind @ 2 m	Mass Flux	Height (z)	Wind @ 10 m	Wind @ 2 m	Mass Flux	Wind @ 2 m	Mass Flux	Height (z)	Wind @ 10 m	Wind @ 2 m	Mass Flux
0.031	12.90	124.930	6.43	803.100	2.000	14.07	12.04	1.481	16.17	0.659	1.000	16.17	12.57	2.550
0.031	11.76	105.490	5.99	631.885	2.000	14.17	12.42	6.222	16.51	1.925	1.000	16.51	13.27	25.737
0.031	11.97	65.920	6.37	419.310	2.000	14.23	12.27	7.485	16.54	1.621	1.000	16.54	11.87	20.862
0.031	13.12	90.900	6.57	606.303	2.000	14.29	11.98	6.661	16.56	2.771	1.000	16.56	12.33	34.166
0.031	13.21	73.970	6.83	505.215	2.000	14.31	12.00	5.676	16.58	1.979	1.000	16.58	13.27	27.261
0.031	13.28	87.160	6.85	597.046	2.000	14.31	12.42	1.391	16.78	2.507	1.000	16.78	12.55	31.463
0.031	13.28	113.800	5.71	649.798	2.000	14.41	12.38	9.384	14.07	1.304	0.500	14.07	10.44	13.614
0.031	13.39	52.590	6.80	357.612	2.000	14.45	12.44	8.546	14.17	1.240	0.500	14.17	10.38	12.871
0.031	13.40	47.330	6.66	315.218	2.000	14.57	12.47	8.417	14.23	2.371	0.500	14.23	12.56	25.775
0.031	13.46	82.750	6.35	525.463	2.000	14.59	12.44	6.882	14.29	2.845	0.500	14.29	10.26	29.190
0.031	13.58	123.060	6.71	825.867	2.000	14.66	12.52	4.457	14.31	2.761	0.500	14.31	10.09	27.858
0.031	13.62	111.340	6.04	672.494	2.000	14.86	12.85	13.968	14.31	1.338	0.500	14.31	10.96	14.664
0.031	13.62	77.680	6.70	520.456	2.000	14.89	12.85	4.510	14.41	2.052	0.500	14.41	10.70	21.956
0.031	13.66	110.270	7.79	859.003	2.000	15.01	12.85	9.021	14.45	3.255	0.500	14.45	10.16	33.071
0.031	13.66	43.360	6.66	288.778	2.000	15.02	12.83	7.198	14.57	2.319	0.500	14.57	10.73	24.883
0.031	13.80	58.500	6.44	376.740	2.000	15.29	12.74	10.612	14.59	2.488	0.500	14.59	10.76	26.771
0.031	13.84	90.430	6.45	583.273	2.000	15.57	13.06	16.874	14.66	1.514	0.500	14.66	10.87	16.457
0.031	13.84	98.640	6.31	622.418	2.000	15.69	13.28	13.426	14.86	4.003	0.500	14.86	11.22	44.914
0.031	13.93	131.130	6.14	805.138	2.000	15.77	13.44	15.725	14.89	1.330	0.500	14.89	10.95	14.563
0.031	13.96	165.580	6.34	1049.777	2.000	15.86	13.78	10.280	15.01	2.217	0.500	15.01	11.02	24.431
0.031	14.03	135.830	6.35	862.520	2.000	15.91	13.46	12.235	15.22	1.724	0.500	15.22	11.13	19.188
0.031	14.03	121.740	6.12	745.049	2.000	16.01	13.64	8.948	15.29	2.819	0.500	15.29	10.90	30.945
0.031	14.05	17.660	7.20	127.152	2.000	16.02	13.83	18.186	15.57	5.386	0.500	15.57	10.78	58.061
4.000	14.07	0.058	13.05	0.757	2.000	16.13	14.07	4.010	15.60	3.904	0.500	15.60	11.31	44.154
4.000	14.17	0.129	13.11	1.691	2.000	16.51	14.30	12.312	15.69	3.316	0.500	15.69	11.47	38.035
4.000	14.23	0.371	13.11	4.864	2.000	16.54	14.08	15.319	15.77	2.409	0.500	15.77	11.53	28.017
4.000	14.29	0.344	13.08	4.500	2.000	16.56	13.78	16.867	15.91	2.385	0.500	15.91	11.60	27.666
4.000	14.31	0.304	12.73	3.870	2.000	16.58	14.36	15.839	16.01	3.253	0.500	16.01	11.54	37.540
4.000	14.31	0.063	13.31	0.839	2.000	16.78	14.05	19.417	16.02	4.860	0.500	16.02	11.72	57.194
4.000	14.41	0.480	13.14	6.307	1.000	14.07	11.36	3.749	16.13	1.717	0.500	16.13	11.72	0.123
4.000	14.45	0.340	13.18	4.481	1.000	14.17	11.28	10.107	16.51	3.869	0.500	16.51	12.44	48.130
4.000	14.57	0.420	13.31	5.590	1.000	14.23	11.43	2.722	16.54	3.458	0.500	16.54	11.80	40.804
4.000	14.59	0.417	13.60	5.671	1.000	14.29	11.23	11.836	16.56	6.029	0.500	16.56	11.23	67.706
4.000	14.66	0.194	13.57	2.633	1.000	14.31	10.63	12.267	16.58	4.281	0.500	16.58	12.19	52.185
4.000	14.86	0.572	13.85	7.922	1.000	14.31	11.70	5.054	16.78	6.382	0.500	16.78	12.55	80.094
4.000	14.89	0.205	13.61	2.790	1.000	14.41	11.40	13.019	14.07	3.793	0.250	14.07	9.71	36.830
4.000	15.01	0.286	13.60	3.890	1.000	14.45	11.30	15.165	14.17	1.765	0.250	14.17	9.49	16.750
4.000	15.02	0.262	13.91	3.644	1.000	14.57	11.56	12.913	14.23	5.572	0.250	14.23	9.63	53.658
4.000	15.29	0.566	13.91	7.873	1.000	14.59	11.60	15.590	14.29	7.107	0.250	14.29	9.51	67.588
4.000	15.29	0.675	14.20	9.585	1.000	14.66	11.80	6.384	14.31	5.228	0.250	14.31	8.42	44.020
4.000	15.60	0.628	14.28	8.968	1.000	14.86	11.95	25.035	14.31	4.185	0.250	14.31	10.11	42.310
4.000	15.69	0.545	14.45	7.875	1.000	14.89	11.97	7.350	14.41	4.167	0.250	14.41	9.88	41.170
4.000	15.77	0.387	14.40	5.573	1.000	15.01	11.84	14.030	14.45	6.802	0.250	14.45	9.25	62.918
4.000	15.91	0.307	14.81	4.547	1.000	15.02	12.00	9.828	14.57	5.360	0.250	14.57	9.76	52.314
4.000	16.01	0.538	14.61	7.860	1.000	15.29	11.58	16.594	14.59	5.411	0.250	14.59	10.09	54.597
4.000	16.02	0.727	14.57	10.592	1.000	15.57	11.77	28.801	14.66	4.186	0.250	14.66	10.02	41.944
4.000	16.13	0.114	14.65	1.670	1.000	15.60	12.47	22.122	14.86	8.167	0.250	14.86	10.45	85.345
4.000	16.51	0.367	15.34	5.630	1.000	15.69	12.42	23.461	14.89	3.175	0.250	14.89	10.07	31.972
4.000	16.54	0.410	14.89	6.105	1.000	15.77	12.49	17.798	15.01	4.975	0.250	15.01	10.05	49.999
4.000	16.56	0.600	15.10	9.060	1.000	15.86	12.47	23.319	15.02	4.259	0.250	15.02	10.25	43.655
4.000	16.56	0.600	15.10	9.060	1.000	15.91	12.72	17.401	15.29	6.186	0.250	15.29	9.82	60.747
4.000	16.58	0.540	15.17	8.192	1.000	16.01	12.32	20.537	15.57	10.778	0.250	15.57	9.86	106.271
4.000	16.78	0.521	14.93	7.779	1.000	16.02	12.54	30.083	16.02	8.707	0.250	16.02	10.36	90.205

Height (z)	Wind @ 10 m	Mass Conc	Wind @ z m	Mass Flux	Height (z)	Wind @ 10 m	Mass Conc	Wind @ z m	Mass Flux	Height (z)	Wind @ 10 m	Mass Conc	Wind @ z m	Mass Flux
0.250	15.59	7.030	10.60	74.518	0.062	14.89	25.728	8.25	212.256	4.000	17.25	0.353	15.95	5.630
0.250	15.77	5.356	10.70	57.309	0.062	15.01	34.537	7.39	272.497	4.000	17.35	0.599	15.59	9.330
0.250	15.86	7.228	11.02	79.653	0.062	15.02	26.918	8.42	226.650	4.000	17.48	0.984	15.59	13.782
0.250	15.91	5.712	10.66	60.890	0.062	15.29	48.411	7.46	361.146	4.000	17.51	0.452	16.27	7.954
0.250	16.01	7.235	10.56	76.402	0.062	15.57	60.898	7.55	459.780	4.000	17.51	0.657	15.82	10.394
0.250	16.02	11.694	10.54	123.255	0.062	15.60	52.053	7.93	412.780	4.000	17.76	0.932	16.27	15.164
0.250	16.13	5.113	10.78	55.118	0.062	15.69	61.942	8.61	533.321	4.000	17.79	0.967	16.40	15.859
0.250	16.51	9.875	11.18	110.402	0.062	15.77	40.026	8.78	351.428	4.000	17.92	0.837	16.28	13.459
0.250	16.54	14.088	10.41	146.656	0.062	15.86	30.528	8.46	258.267	4.000	17.99	0.637	16.08	9.997
0.250	16.56	12.168	10.36	126.060	0.062	15.91	34.100	9.08	309.628	4.000	17.98	0.619	16.15	9.997
0.250	16.58	10.398	11.23	116.770	0.062	16.01	50.718	8.01	406.251	4.000	18.02	0.823	16.04	13.201
0.250	16.78	14.401	11.18	161.003	0.062	16.13	54.632	8.57	468.196	4.000	18.20	0.816	16.69	13.619
0.125	14.07	10.288	8.84	90.946	0.062	16.12	65.261	8.74	570.361	4.000	18.21	1.071	17.02	18.228
0.125	14.17	5.569	8.67	48.283	0.062	16.51	75.323	9.67	726.373	4.000	18.39	0.401	16.60	6.657
0.125	14.23	14.213	8.90	126.496	0.062	16.54	66.142	8.31	549.640	4.000	18.42	0.736	16.72	12.306
0.125	14.29	13.918	8.39	116.772	0.062	16.56	73.018	7.75	565.890	4.000	18.42	0.739	16.74	12.371
0.125	14.31	10.128	7.65	77.479	0.062	16.58	53.338	9.22	491.776	4.000	18.57	0.881	16.79	14.792
0.125	14.31	13.194	7.34	96.844	0.062	16.78	88.402	7.43	656.827	4.000	18.65	0.743	17.00	12.631
0.125	14.41	9.548	8.82	84.213	0.031	14.07	146.110	7.19	1050.531	4.000	19.11	0.963	17.16	14.535
0.125	14.45	12.079	8.46	102.188	0.031	14.17	43.750	6.93	303.187	4.000	18.80	0.847	17.36	16.718
0.125	14.57	14.035	8.92	125.192	0.031	14.23	113.940	7.21	921.507	4.000	19.39	1.518	17.79	27.005
0.125	14.59	15.254	9.09	138.659	0.031	14.29	111.840	6.52	729.197	4.000	19.46	0.636	17.63	11.213
0.125	14.66	11.847	9.13	108.163	0.031	14.31	106.120	5.55	598.966	4.000	19.66	1.122	18.09	20.297
0.125	14.86	20.950	9.54	199.863	0.031	14.31	153.350	7.27	1114.854	4.000	19.81	1.222	18.09	20.297
0.125	14.89	7.101	9.17	65.116	0.031	14.31	83.500	7.05	588.675	2.000	16.91	1.383	14.47	20.012
0.125	15.01	14.379	8.98	129.123	0.031	14.41	117.510	6.56	770.866	2.000	17.04	2.304	14.78	34.053
0.125	15.02	11.064	9.32	103.116	0.031	14.45	117.510	7.02	792.207	2.000	17.07	0.689	14.63	10.080
0.125	15.29	16.940	8.38	141.957	0.031	14.57	88.060	7.35	647.241	2.000	17.11	1.526	14.61	22.295
0.125	15.57	22.391	8.65	193.682	0.031	14.66	172.720	7.38	1274.674	2.000	17.20	1.408	14.56	29.500
0.125	15.60	17.021	9.40	159.997	0.031	14.86	96.540	7.85	757.839	2.000	17.20	0.791	14.81	11.715
0.125	15.69	18.753	9.58	179.654	0.031	14.89	75.810	7.36	557.962	2.000	17.25	1.435	14.80	21.238
0.125	15.77	14.064	9.74	136.983	0.031	15.01	144.120	7.07	1018.928	2.000	17.35	1.455	14.80	21.238
0.125	15.86	13.482	9.66	130.236	0.031	15.02	95.010	7.51	713.525	2.000	17.48	0.927	14.93	13.840
0.125	15.91	12.823	9.85	126.307	0.031	15.29	200.420	6.42	1206.696	2.000	17.51	1.367	14.93	20.409
0.125	16.01	19.907	9.25	184.140	0.031	15.57	163.190	6.45	1052.575	2.000	17.72	1.849	15.17	28.049
0.125	16.02	24.001	9.59	230.170	0.031	15.60	183.730	7.44	1366.951	2.000	17.76	1.745	14.96	26.105
0.125	16.13	23.492	9.75	229.047	0.031	15.69	155.780	7.64	1190.159	2.000	17.79	1.271	15.09	19.179
0.125	16.51	28.784	10.61	305.398	0.031	15.77	15.099	7.83	118.225	2.000	17.92	1.717	14.76	25.343
0.125	16.54	28.307	9.44	267.218	0.031	15.86	93.830	7.70	722.491	2.000	17.92	1.060	15.22	16.133
0.125	16.56	27.035	8.95	241.963	0.031	15.91	130.260	7.93	1032.962	2.000	17.98	1.660	15.10	22.982
0.125	16.58	21.000	10.23	214.830	0.031	16.01	203.420	7.11	1446.316	2.000	18.02	1.606	15.14	24.315
0.125	16.78	36.904	9.98	368.302	0.031	16.02	169.310	7.56	1279.984	2.000	18.20	1.862	15.65	29.140
0.062	14.07	41.532	8.02	333.087	0.031	16.13	227.170	7.77	1765.111	2.000	18.21	1.862	15.71	12.882
0.062	14.17	14.971	8.05	120.517	0.031	16.51	249.410	8.74	2179.843	2.000	18.39	0.820	15.71	12.882
0.062	14.23	46.120	8.09	373.111	0.031	16.54	219.010	7.19	1574.682	2.000	18.42	1.479	15.76	23.309
0.062	14.29	31.832	7.34	233.647	0.031	16.54	219.010	7.19	1574.682	2.000	18.42	1.479	15.76	23.309
0.062	14.31	28.441	7.42	211.032	0.031	16.56	241.470	6.55	1581.628	2.000	18.42	1.347	15.38	20.717
0.062	14.41	40.563	8.56	347.219	0.031	16.58	167.820	8.22	1379.480	2.000	18.57	1.564	15.77	24.664
0.062	14.45	29.905	7.68	229.670	0.031	16.78	251.500	6.15	1546.725	2.000	18.65	1.735	16.04	27.829
0.062	14.57	33.415	8.56	347.219	0.031	16.91	0.720	15.83	11.398	2.000	18.65	1.735	16.04	27.829
0.062	14.59	36.743	7.81	260.971	0.031	16.94	0.218	15.36	3.348	2.000	19.11	2.070	16.37	33.866
0.062	14.66	53.194	8.22	439.382	0.031	17.04	1.195	15.55	18.582	2.000	19.39	3.400	16.46	55.964
0.062	14.66	44.899	8.22	302.027	0.031	17.07	0.250	15.71	3.927	2.000	19.46	1.238	16.21	20.068
0.062	14.86	14.899	8.59	390.172	0.031	17.11	0.855	15.85	13.552	2.000	19.66	1.320	16.43	21.688
0.062	14.86	14.899	8.59	390.172	0.031	17.20	0.746	15.95	11.899	2.000	19.81	2.225	16.70	37.157

Height (z)	Wind @ 10 m	Mass Cone	Wind @ z m	Mass Flux	Height (z)	Wind @ 10 m	Mass Cone	Wind @ z m	Mass Flux	Height (z)	Wind @ 10 m	Mass Cone	Wind @ z m	Mass Flux	Height (z)	Wind @ 10 m	Mass Cone	Wind @ z m	Mass Flux
1.000	16.91	2.515	13.49	33.927	0.500	18.80	6.151	13.64	83.900	0.125	18.21	27.325	11.12	109.350					
1.000	16.94	1.184	13.43	15.901	0.500	19.11	8.443	13.87	17.104	0.125	18.39	25.091	10.52	271.005					
1.000	17.04	4.468	13.53	60.452	0.500	19.39	13.294	14.00	186.116	0.125	18.42	32.057	10.63	340.765					
1.000	17.07	1.316	13.71	18.042	0.500	19.46	5.931	13.83	62.026	0.125	18.42	34.964	10.26	358.731					
1.000	17.11	3.037	13.66	41.485	0.500	19.66	6.050	13.82	83.611	0.125	18.57	40.048	10.39	440.127					
1.000	17.20	2.665	13.66	36.404	0.500	19.81	9.921	13.92	138.100	0.125	18.55	24.204	11.35	274.715					
1.000	17.25	1.373	13.96	19.167	0.250	16.91	11.430	11.54	131.902	0.125	18.80	29.902	11.32	339.170					
1.000	17.35	2.978	13.30	39.607	0.250	16.94	8.266	10.97	90.678	0.125	19.11	38.084	11.38	433.396					
1.000	17.48	2.798	13.43	37.577	0.250	17.04	16.482	11.45	188.719	0.125	19.39	55.945	11.54	645.605					
1.000	17.51	1.473	14.17	20.872	0.250	17.07	5.813	11.56	67.198	0.125	19.46	33.078	10.93	361.543					
1.000	17.51	3.135	13.64	42.761	0.250	17.11	14.095	11.70	164.911	0.125	19.63	33.624	11.27	378.942					
1.000	17.72	3.708	14.10	52.283	0.250	17.20	10.714	11.62	124.497	0.125	19.81	55.037	11.20	616.414					
1.000	17.76	3.331	13.87	46.201	0.250	17.25	7.125	11.86	84.645	0.062	16.91	47.530	9.79	465.319					
1.000	17.79	2.844	13.67	38.877	0.250	17.35	12.686	10.94	138.785	0.062	16.94	66.010	8.86	584.849					
1.000	17.92	3.706	13.34	49.438	0.250	17.48	10.207	11.30	115.339	0.062	17.04	71.910	9.41	676.673					
1.000	17.98	1.947	13.84	26.946	0.250	17.51	7.134	12.07	86.107	0.062	17.11	29.980	9.53	285.709					
1.000	18.20	3.284	13.78	44.978	0.250	17.72	17.221	11.44	197.008	0.062	17.20	86.930	9.57	851.050					
1.000	18.21	3.578	14.30	51.165	0.250	17.76	16.013	11.70	187.352	0.062	17.25	41.630	9.67	499.842					
1.000	18.39	1.683	14.44	24.303	0.250	17.79	11.787	11.62	136.965	0.062	17.35	82.430	9.86	410.472					
1.000	18.42	3.017	14.21	42.872	0.250	17.92	17.171	11.82	202.961	0.062	17.48	66.480	8.28	550.454					
1.000	18.57	2.822	14.59	41.173	0.250	17.98	9.126	11.49	104.858	0.062	17.51	72.580	8.88	644.510					
1.000	18.65	3.134	14.97	46.916	0.250	18.02	15.257	11.56	176.371	0.062	17.72	76.360	8.81	672.731					
1.000	18.80	3.020	14.88	44.938	0.250	18.20	13.343	11.63	155.179	0.062	17.76	83.310	9.44	756.446					
1.000	19.11	3.730	15.05	56.136	0.250	18.21	15.380	12.30	189.174	0.062	17.92	74.060	9.04	696.080					
1.000	19.39	6.471	15.27	98.812	0.250	18.42	15.289	11.92	182.245	0.062	18.20	97.060	8.78	812.187					
1.000	19.46	2.748	14.90	40.945	0.250	18.42	17.401	11.80	205.332	0.062	18.21	56.900	10.41	512.329					
1.000	19.66	3.313	15.35	50.855	0.250	18.57	12.588	12.42	156.343	0.062	18.42	86.530	9.84	710.300					
1.000	19.81	4.740	15.10	71.574	0.250	18.65	14.611	12.44	181.761	0.062	18.42	88.430	8.97	713.217					
0.500	16.91	5.601	12.63	30.741	0.250	18.80	13.956	12.51	174.590	0.062	18.39	76.250	9.84	710.300					
0.500	16.94	2.858	12.22	34.925	0.250	19.11	19.678	12.69	249.714	0.062	18.57	84.480	9.40	813.382					
0.500	17.04	8.781	12.56	110.289	0.250	19.39	26.268	12.81	315.493	0.062	18.42	86.530	9.40	813.382					
0.500	17.07	2.536	12.64	32.055	0.250	19.46	17.433	12.54	218.610	0.062	18.57	84.480	9.51	803.405					
0.500	17.11	6.030	12.62	76.099	0.250	19.66	14.168	12.66	179.367	0.062	18.65	58.980	10.19	601.006					
0.500	17.20	4.930	12.67	62.463	0.250	19.81	22.125	12.55	277.669	0.062	18.80	61.510	10.14	623.711					
0.500	17.35	5.827	13.30	77.499	0.125	16.91	20.558	10.65	216.943	0.062	19.11	82.330	10.07	829.063					
0.500	17.48	4.962	12.36	61.330	0.125	16.94	18.874	9.97	188.074	0.062	19.39	87.750	10.30	903.825					
0.500	17.51	6.050	13.05	39.802	0.125	17.04	37.033	10.42	386.995	0.062	19.46	104.850	9.34	979.299					
0.500	17.51	3.050	12.43	76.345	0.125	17.11	24.151	10.66	147.090	0.062	19.66	89.630	9.94	890.922					
0.500	17.72	7.995	12.98	103.775	0.125	17.20	22.179	10.53	233.545	0.062	19.81	113.930	9.89	1126.767					
0.500	17.76	7.078	13.00	92.014	0.125	17.25	14.706	10.86	159.707	0.031	16.91	101.720	8.67	881.912					
0.500	17.79	5.867	12.46	73.103	0.125	17.35	29.119	10.90	317.397	0.031	16.94	227.150	7.77	1764.955					
0.500	17.92	7.611	13.34	101.531	0.125	17.48	24.256	9.79	237.466	0.031	17.04	182.740	8.36	1527.706					
0.500	17.98	3.743	12.66	47.386	0.125	17.51	30.899	11.01	340.198	0.031	17.07	107.200	8.51	912.272					
0.500	18.02	6.094	12.94	78.856	0.125	17.51	29.705	10.08	299.406	0.031	17.11	194.450	8.54	1575.203					
0.500	18.20	7.128	12.40	88.387	0.125	17.72	30.149	10.80	325.609	0.031	17.20	130.010	8.42	1094.684					
0.500	18.21	7.153	13.50	96.565	0.125	17.76	34.896	10.58	348.061	0.031	17.25	102.910	8.66	911.783					
0.500	18.39	3.720	13.10	48.732	0.125	17.79	36.731	10.24	376.125	0.031	17.35	170.690	7.01	1197.939					
0.500	18.42	5.914	13.03	77.059	0.125	17.92	40.607	10.64	432.058	0.031	17.48	181.780	7.35	1336.083					
0.500	18.42	6.733	12.79	86.115	0.125	17.98	270.311	10.11	270.311	0.031	17.51	219.920	8.96	1970.483					
0.500	18.57	6.093	13.65	83.169	0.125	18.02	33.728	10.03	338.292	0.031	17.51	213.310	7.72	1646.753					
0.500	18.65	5.630	13.61	90.234	0.125	18.20	40.139	10.07	404.200	0.031	17.72	257.670	8.61	2220.261					

Height (z)	Wind @ 10 m	Mass Conc	Wind @ 2 m	Mass Flux	Height (z)	Wind @ 10 m	Mass Conc	Wind @ 2 m	Mass Flux	Height (z)	Wind @ 10 m	Mass Conc	Wind @ 2 m	Mass Flux	Height (z)	Wind @ 10 m	Mass Conc	Wind @ 2 m	Mass Flux
0.031	17.76	216.180	8.31	1796.456	0.500	20.17	6.873	14.36	98.696	0.031	22.43	371.510	9.95	3696.524					
0.031	17.79	190.230	7.85	1493.305	0.500	20.95	14.799	15.07	223.021	0.031	22.62	276.900	11.10	3073.590					
0.031	17.92	277.290	6.42	1780.202	0.500	20.96	11.577	15.16	175.507	0.031	22.86	543.700	9.64	5241.267					
0.031	17.98	198.470	7.63	1514.326	0.500	22.08	15.298	15.69	240.026	0.031	23.51	505.410	10.49	5301.750					
0.031	18.02	233.880	7.52	1762.166	0.500	22.13	19.601	15.85	310.676	0.031	23.94	544.590	10.36	5641.952					
0.031	18.20	298.660	7.50	2239.950	0.500	22.20	16.199	15.06	243.957	0.031	24.02	348.970	9.97	3479.230					
0.031	18.21	148.660	9.15	1860.239	0.500	22.43	11.627	16.25	186.939	4.000	20.13	2.461	18.55	45.652					
0.031	18.39	235.310	8.43	1983.663	0.500	22.62	11.943	16.48	196.821	4.000	14.74	0.428	13.76	5.889					
0.031	18.42	264.940	8.16	2161.914	0.500	22.86	13.579	15.79	214.412	4.000	22.94	2.030	21.49	43.625					
0.031	18.42	262.050	7.68	2012.544	0.500	23.51	19.115	16.59	350.298	4.000	21.69	6.670	20.00	133.400					
0.031	18.57	300.630	8.59	2582.412	0.500	23.94	21.057	16.75	319.205	4.000	26.99	11.250	25.00	281.250					
0.031	18.65	139.100	9.04	1257.464	0.500	24.02	21.644	16.60	359.290	4.000	29.23	10.410	27.34	284.609					
0.031	18.80	173.860	8.96	1557.785	0.500	24.02	15.010	16.60	359.290	4.000	20.91	1.890	19.22	36.326					
0.031	19.11	233.600	8.94	2086.384	0.250	20.17	15.010	13.33	200.083	4.000	24.28	4.020	24.28	89.686					
0.031	19.39	227.590	9.06	2061.421	0.250	20.95	29.170	14.04	409.547	4.000	20.91	1.890	19.22	36.326					
0.031	19.46	338.060	8.23	2782.233	0.250	20.96	23.880	14.36	342.917	4.000	24.60	3.520	22.91	80.643					
0.031	19.66	475.160	8.62	4095.879	0.250	22.00	32.060	14.27	457.496	4.000	23.27	2.220	21.97	48.773					
0.031	19.81	355.920	8.47	3014.642	0.250	22.20	42.090	14.18	596.836	4.000	26.27	6.490	24.92	161.731					
0.031	19.81	355.920	8.47	3014.642	0.250	22.43	28.860	13.43	483.480	4.000	27.75	4.460	25.78	114.979					
4.000	20.17	0.973	18.36	17.864	0.250	22.43	28.860	14.21	410.101	4.000	21.95	1.270	19.97	25.362					
4.000	20.95	1.870	19.12	35.754	0.250	22.62	24.400	15.50	378.200	4.000	16.68	0.293	15.49	4.539					
4.000	20.96	1.574	19.30	30.378	0.250	22.86	30.030	14.55	436.936	4.000	24.04	2.361	22.43	52.957					
4.000	22.08	1.950	20.06	39.117	0.250	23.51	41.350	15.37	635.549	4.000	23.07	0.771	21.73	16.754					
4.000	22.13	2.335	20.20	47.167	0.250	23.94	38.100	15.45	588.645	4.000	25.44	2.990	23.88	71.401					
4.000	22.20	2.242	19.85	44.504	0.250	24.02	44.340	15.09	669.090	4.000	18.22	0.262	17.28	4.527					
4.000	22.43	1.432	20.29	29.055	0.125	20.17	38.090	11.94	454.675	2.000	20.13	4.142	17.31	71.698					
4.000	22.62	1.944	20.87	40.571	0.125	20.95	58.630	12.62	739.911	2.000	14.74	6.599	11.82	78.000					
4.000	22.88	1.783	20.78	37.051	0.125	20.96	44.390	12.86	570.855	2.000	22.94	4.540	20.48	92.979					
4.000	23.51	2.828	21.57	61.000	0.125	22.06	62.550	12.87	805.019	2.000	21.69	10.160	18.90	192.024					
4.000	23.94	2.861	21.87	62.570	0.125	22.13	69.070	12.89	890.312	2.000	26.69	17.350	23.69	411.021					
4.000	24.02	2.782	21.82	60.703	0.125	22.20	63.590	11.83	752.270	2.000	29.23	13.310	26.00	346.060					
4.000	24.02	2.782	21.82	60.703	0.125	22.43	80.050	12.37	990.219	2.000	20.91	3.520	18.18	53.994					
4.000	24.02	2.782	21.82	60.703	0.125	22.43	80.050	12.37	990.219	2.000	20.91	3.520	18.18	53.994					
2.000	20.95	4.017	18.05	72.668	0.125	22.62	89.070	13.87	981.857	2.000	24.28	6.680	20.96	140.013					
2.000	20.96	3.279	18.08	59.284	0.125	22.86	89.070	12.78	1138.315	2.000	24.60	7.420	21.70	161.014					
2.000	22.08	3.244	18.68	60.598	0.125	23.51	72.700	13.62	950.174	2.000	23.27	9.230	21.12	78.909					
2.000	22.13	4.947	18.77	92.855	0.125	23.94	76.170	13.62	1037.435	2.000	26.27	7.540	24.27	224.012					
2.000	22.20	4.029	18.62	75.020	0.125	24.02	80.300	13.36	1072.808	2.000	27.75	7.540	24.40	183.976					
2.000	22.43	2.503	18.73	46.881	0.062	20.17	89.110	9.31	829.614	2.000	21.95	3.830	18.62	71.315					
2.000	22.88	3.210	19.59	62.884	0.062	20.95	145.560	11.30	1644.828	2.000	16.68	0.524	14.81	7.760					
2.000	23.51	6.185	19.36	67.973	0.062	20.95	99.480	11.58	1151.978	2.000	24.04	4.730	21.56	101.979					
2.000	23.94	6.686	20.23	135.258	0.062	22.06	141.400	11.41	1613.374	2.000	23.07	2.267	20.16	45.703					
2.000	24.02	5.279	20.00	105.580	0.062	22.13	126.430	11.51	1455.209	2.000	25.44	4.180	22.92	95.806					
1.000	20.17	3.261	15.84	51.654	0.062	22.43	168.410	10.19	1634.781	2.000	18.22	0.464	16.72	7.758					
1.000	20.95	7.454	16.53	123.215	0.062	22.62	131.300	12.48	1638.624	1.000	20.13	6.609	16.06	106.141					
1.000	20.96	6.101	16.62	101.399	0.062	22.86	189.220	9.57	1810.835	1.000	22.94	5.010	19.55	97.945					
1.000	22.08	7.164	17.48	125.227	0.062	23.51	136.430	12.06	1645.345	1.000	21.69	14.710	17.88	263.015					
1.000	22.13	9.947	17.27	171.785	0.062	23.94	198.890	11.99	2384.691	1.000	26.89	23.170	22.44	519.935					
1.000	22.20	7.507	16.79	126.043	0.062	24.02	151.530	11.67	1768.355	1.000	29.23	22.570	24.69	557.253					
1.000	22.43	5.715	17.26	98.641	0.031	20.17	310.310	9.33	2895.192	1.000	20.91	6.450	17.26	111.327					
1.000	22.62	7.009	17.68	123.919	0.031	20.95	365.630	9.98	3648.987	1.000	24.28	11.610	19.74	229.181					
1.000	22.88	6.603	17.30	114.232	0.031	20.96	365.450	9.98	3648.987	1.000	24.60	11.530	20.56	237.057					
1.000	23.51	11.038	18.21	201.002	0.031	22.06	406.340	9.95	4043.083	1.000	26.27	6.180	20.31	125.516					
1.000	23.94	10.367	18.28	189.509	0.031	22.13	299.290	9.96	2980.928	1.000	26.27	12.300	23.83	293.109					
1.000	24.02	10.881	18.57	202.060	0.031	22.20	382.750	8.55	3272.512	1.000	27.75	13.320	23.10	307.692					

Height (z)	Wind @ 10 m	Mass Conc	Wind @ 2 m	Mass Flux	Height (z)	Wind @ 10 m	Mass Conc	Wind @ 2 m	Mass Flux	Height (z)	Wind @ 10 m	Mass Conc	Wind @ 2 m	Mass Flux
1.000	21.95	5.980	17.40	104.052	0.120	21.95	82.750	12.93	1069.958	1.000	25.00	15.200	18.00	273.600
1.000	16.68	1.300	14.22	18.486	0.120	16.68	50.870	11.56	588.057	1.000	33.00	15.900	23.80	378.420
1.000	24.04	7.091	20.78	147.351	0.120	24.04	104.700	17.13	1793.511	1.000	36.00	13.500	25.90	349.650
1.000	23.07	2.333	20.58	48.013	0.120	23.07	48.320	17.59	849.949	0.500	23.00	3.580	15.00	53.700
1.000	25.44	5.850	22.12	129.402	0.120	25.44	54.700	18.61	1017.967	0.500	24.00	7.300	15.70	114.610
1.000	18.22	0.567	16.31	9.248	0.120	18.22	22.700	14.23	323.021	0.500	25.00	19.750	16.30	321.925
0.500	20.13	11.660	14.89	173.617	0.060	20.13	99.300	11.24	1117.031	0.500	33.00	18.700	21.60	403.920
0.500	14.74	1.974	11.55	22.800	0.060	14.74	33.400	9.34	311.956	0.500	36.00	17.400	23.50	408.900
0.500	22.94	7.780	18.38	142.996	0.060	22.94	96.980	15.22	1476.035	0.040	23.00	17.050	10.50	179.025
0.500	21.69	23.500	16.47	387.045	0.060	21.69	328.400	12.85	4219.940	0.040	24.00	53.100	10.90	578.790
0.500	26.89	32.220	23.53	758.136	0.060	26.89	234.500	16.80	3939.600	0.040	25.00	136.600	11.40	1557.240
0.500	29.23	33.980	23.19	787.996	0.060	29.23	200.800	19.02	3819.216	0.040	33.00	126.000	15.20	1915.200
0.500	20.91	10.120	15.81	159.997	0.060	20.91	207.800	12.27	2549.706	0.040	36.00	88.800	16.40	1456.320
0.500	24.28	22.120	18.31	405.017	0.060	24.28	389.600	13.86	5399.855					
0.500	19.680	19.680	19.21	378.053	0.060	19.68	189.400	15.47	2930.018					
0.500	23.27	10.910	19.25	210.017	0.060	23.27	58.990	16.46	970.975					
0.500	26.27	20.130	22.55	453.931	0.060	26.27	134.700	19.97	2689.959					
0.500	27.75	23.590	21.53	507.893	0.060	27.75	272.900	17.22	4699.338					
0.500	13.120	13.120	15.78	207.034	0.060	13.12	204.400	11.50	2350.600					
0.500	16.68	3.360	13.18	44.285	0.060	16.68	150.700	10.75	1620.025					
0.500	24.04	14.110	18.21	256.943	0.060	24.04	320.700	16.03	5140.820					
0.500	23.07	4.017	19.32	77.608	0.060	23.07	120.500	16.72	2014.760					
0.500	25.44	10.700	20.09	214.963	0.060	25.44	94.900	17.63	1673.087					
0.500	18.22	0.975	15.49	15.103	0.060	18.22	50.300	13.56	682.068					
0.250	20.13	24.470	13.69	334.994	0.030	20.13	183.900	10.02	1842.678					
0.250	14.74	6.041	10.81	65.303	0.030	14.74	60.230	8.60	517.978					
0.250	22.94	20.890	17.27	360.770	0.030	22.94	178.000	14.16	2520.479					
0.250	21.69	50.720	15.17	769.422	0.030	21.69	405.500	11.64	4720.020					
0.250	26.89	66.650	19.49	1299.008	0.030	26.89	437.700	15.42	6749.334					
0.250	29.23	70.240	21.75	1527.720	0.030	29.23	536.900	17.60	9449.439					
0.250	20.91	28.020	14.50	406.290	0.030	20.91	391.300	11.09	4339.517					
0.250	24.28	50.180	16.61	833.490	0.030	24.28	622.900	12.42	10220.418					
0.250	24.60	45.490	17.92	815.181	0.030	24.60	254.900	14.22	3624.678					
0.250	23.27	22.710	18.25	414.457	0.030	23.27	103.500	15.54	1608.390					
0.250	26.27	37.900	21.48	814.092	0.030	26.27	145.500	19.11	2780.505					
0.250	27.75	47.290	20.03	947.219	0.030	27.75	465.800	15.78	7350.323					
0.250	21.95	29.480	14.26	420.385	0.030	21.95	353.500	10.07	3559.745					
0.250	16.68	7.750	12.25	94.937	0.030	16.68	251.800	9.94	2502.892					
0.250	24.04	25.450	18.04	459.118	0.030	24.04	673.800	14.93	10059.834					
0.250	23.07	15.010	18.26	274.083	0.030	23.07	185.800	15.85	2944.930					
0.250	25.44	20.000	19.56	391.200	0.030	25.44	137.100	16.45	2255.295					
0.250	18.22	5.440	14.74	80.186	0.030	18.22	91.700	12.92	1184.764					
0.120	20.13	43.420	12.46	541.013	4.000	20.13	1.500	20.20	30.300					
0.120	14.74	10.220	10.08	103.018	4.000	14.74	3.430	21.00	72.030					
0.120	22.94	58.270	16.27	948.053	4.000	22.94	6.610	21.90	188.559					
0.120	21.69	125.200	14.06	1760.312	4.000	21.69	11.500	28.90	332.950					
0.120	26.89	113.900	18.17	2069.562	2.000	26.89	1.860	18.30	34.038					
0.120	29.23	93.580	20.41	1909.968	2.000	29.23	4.160	19.10	79.456					
0.120	20.91	69.520	13.45	935.044	2.000	20.91	12.550	24.00	4.160					
0.120	24.28	138.800	15.27	2119.476	2.000	24.28	13.550	26.30	356.365					
0.120	23.27	33.960	17.39	590.912	2.000	23.27	11.120	28.60	318.032					
0.120	26.27	56.550	20.83	1177.937	1.000	26.27	2.660	16.60	47.476					
0.120	27.75	115.000	18.65	2144.750	1.000	27.75	5.930	17.30	102.589					