


12

M03

Department of Defense
MILITARY MANPOWER STATISTICS

March 31, 1986

DTIC
SELECTED
JUL 24 1986
S D



AD-A170 053

DTIC FILE COPY

DISTRIBUTION STATEMENT A
Approved for public release
Distribution Unlimited

86 7 23 00A

Department of Defense

MILITARY MANPOWER STATISTICS

March 31, 1986

*Issued Quarterly by
Washington Headquarters Services
Directorate for Information
Operations and Reports*

~~FOR SALE BY THE SUPERINTENDENT OF DOCUMENTS
U.S. GOVERNMENT PRINTING OFFICE
WASHINGTON, D.C. 20402~~

DTIC AND NTIS IDENTIFICATION NUMBER FOR THIS PUBLICATION IS DIOR/M03-86/02.

FOREWORD

¹ *Military Manpower Statistics (MMS)* is a quarterly publication generated from a computerized data base of manpower information. The MMS report consists of 26 statistical tables providing a variety of information on various aspects of Department of Defense (DoD) military manpower. In addition to summary data, detailed data are provided by Military Department or defense component, type of personnel (officer, enlisted), grade, and location. Selected tables also provide data on women in the military.

**NOTE: Excluded from all total DoD strength figures for fiscal year 1985 are approximately 55,000 full-time military personnel who are paid from other than active duty military personnel appropriations. This group is funded from appropriations for reserve components and Corps of Engineers civil functions.*

| | |
|----------------------|-------------------------------------|
| Accession For | |
| NTIS | <input checked="" type="checkbox"/> |
| CRA&I | <input type="checkbox"/> |
| DTIC | <input type="checkbox"/> |
| TAB | <input type="checkbox"/> |
| Unannounced | |
| Justification | |
| By | |
| Distribution / | |
| Availability Codes | |
| Dist | Avail and/or Special |
| A-1 | |

A

Active Duty Military Manpower Statistics

| <u>Table</u> | | <u>Page</u> |
|--------------|--|-------------|
| Table P23.41 | Army Active Duty Military Personnel | 11 |
| Table P23.51 | Navy Active Duty Military Personnel | 12 |
| Table P23.61 | Marine Corps Active Duty Military Personnel | 13 |
| Table P23.71 | Air Force Active Duty Military Personnel | 14 |
| Table P25.6 | Female Military Personnel on Active Duty, Officers and Enlisted by Service | 15 |
| Figure 2 | Female Military Personnel on Active Duty December 31, 1985 | 15.1 |
| Table P26.0 | Military Personnel on Active Duty by Grade in Which Serving | 16 |
| Table P26.02 | Female Military Personnel on Active Duty by Grade in Which Serving | 17 |
| Table P26.04 | Military Personnel on Active Duty by Grade in Which Serving - Regular | 18 |
| Table P26.05 | Military Personnel on Active Duty by Grade in Which Serving - Reserve | 19 |
| Table P27.1 | Summary of Enlisted Personnel Accessions | 20 |
| Table P27.21 | Army Enlisted Personnel Accessions | 21 |

TABLE OF CONTENTS

Active Duty Military Manpower Statistics

| <u>Table</u> | | <u>Page</u> |
|--------------|---|-------------|
| Table P10 | Summary of Military Personnel | 1 |
| Figure 1 | Active Duty Military Personnel As of December 31, 1985 | 1.1 |
| Table P11 | Department of Defense Manpower Comparison | 2 |
| Table P11.1 | Military and Civilian Direct Hire Civilian Personnel by Component (Excluding the Military Departments), According to Type | 3 |
| Table P22.1 | Total Active Duty Military Personnel by Service | 4 |
| Table P23.1 | Active Duty Officer Personnel and Percent of Total Military Personnel by Service | 5 |
| Table P23.3 | Total Active Duty Military Personnel by Type | 6 |
| Table P23.4 | Army Active Duty Military Personnel by Type | 7 |
| Table P23.5 | Navy Active Duty Military Personnel by Type | 8 |
| Table P23.6 | Marine Corps Active Duty Military Personnel by Type | 9 |
| Table P23.7 | Air Force Active Duty Military Personnel by Type | 10 |

Active Duty Military Manpower Statistics

| <u>Table</u> | | <u>Page</u> |
|--------------------|--|-------------|
| Table P27.22 | Navy Enlisted Personnel Accessions | 22 |
| Table P27.23 | Marine Corps Enlisted Personnel Accessions | 23 |
| Table P27.24 | Air Force Enlisted Personnel Accessions | 24 |
| Table P29.20-29.34 | Reenlistment Rates by Service | 25 |
| Table P309A | Active Duty Military Personnel Strengths by Regional Area and by Country | 28 |
| | Glossary of Terms | 33 |

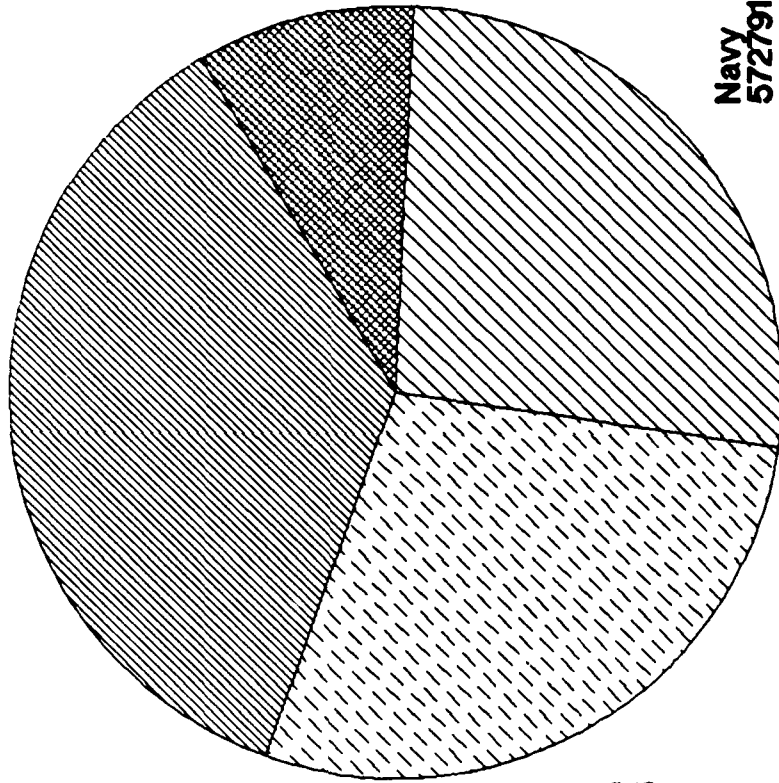
TABLE P10

DEPARTMENT OF DEFENSE
SUMMARY OF MILITARY PERSONNEL

| | TOTAL DOD | ARMY | NAVY | MARINE CORPS | AIR FORCE |
|---|--------------|---------|---------|-----------------|--------------|
| ACTIVE DUTY MILITARY AS OF JAN 31 1986 | | | | | |
| OFFICER | 308,462 | 109,216 | 70,258 | 20,123 | 108,865 |
| ENLISTED | 1,835,020 | 669,872 | 495,809 | 177,017 | 492,322 |
| CADETS & MIDSHIPMEN | 13,382 | 4,449 | 4,531 | - | 4,402 |
| TOTAL ACTIVE DUTY MILITARY | 2,156,864 | 783,537 | 570,598 | 197,140 | 605,589 |
| ACTIVE DUTY MILITARY AS OF FEB 28 1986 | | | | | |
| OFFICER | 308,592 | 109,240 | 70,413 | 20,037 | 108,902 |
| ENLISTED | 1,838,435 | 671,098 | 496,956 | 176,640 | 493,741 |
| CADETS & MIDSHIPMEN | 13,376 | 4,437 | 4,548 | - | 4,391 |
| TOTAL ACTIVE DUTY MILITARY | 2,160,403 | 784,775 | 571,917 | 196,677 | 607,034 |
| ACTIVE DUTY MILITARY AS OF MAR 31 1986 | | | | | |
| OFFICER | 308,448 | 109,013 | 70,547 | 19,961 | 108,927 |
| ENLISTED | 1,837,741 | 668,168 | 497,726 | 177,114 | 494,733 |
| CADETS & MIDSHIPMEN | 13,322 | 4,428 | 4,518 | - | 4,376 |
| TOTAL ACTIVE DUTY MILITARY | 2,159,511 | 781,609 | 572,791 | 197,075 | 608,036 |

**Active Duty Military Personnel
As of March 31, 1986**

**Army
781609**



**Marine Corps
197075**

**Navy
572791**

**Air Force
608036**

Figure 1
1.1

TABLE P11.1

MILITARY AND DIRECT HIRE CIVILIAN PERSONNEL, BY COMPONENT (EXCLUDING THE MILITARY DEPARTMENTS), ACCORDING TO TYPE

MARCH 31, 1986

| DEFENSE COMPONENT | TOTAL | CIVILIAN A/ | TOTAL | MILITARY B/ | |
|---|--------|-------------|-------|-------------|----------|
| | | | | OFFICER | ENLISTED |
| OSD & ORGANIZATIONS SERVICED BY OSD C/ | 6,333 | 4,059 | 2,274 | 1,644 | 630 |
| DEFENSE COMMUNICATIONS AGENCY | 3,842 | 2,047 | 1,795 | 591 | 1,204 |
| DEFENSE CONTRACT AUDIT AGENCY | 4,687 | 4,687 | - | - | - |
| DEFENSE INVESTIGATIVE SERVICE | 3,885 | 3,885 | - | - | - |
| DEFENSE LOGISTICS AGENCY | 54,120 | 53,140 | 980 | 815 | 165 |
| DEFENSE MAPPING AGENCY | 9,539 | 9,083 | 456 | 203 | 253 |
| DEFENSE NUCLEAR AGENCY | 1,302 | 780 | 522 | 319 | 203 |
| ODD DEPENDENTS SCHOOLS | 12,592 | 12,592 | - | - | - |
| UNIFORMED SERVICES UNIVERSITY OF THE HEALTH SCIENCES | 834 | 828 | 6 D/ | 4 | 2 |
| TOTAL | 97,134 | 91,101 | 6,033 | 3,576 | 2,457 |

A/ INCLUDES PERSONNEL NOT SUBJECT TO OFFICE OF MANAGEMENT AND BUDGET (OMB) CEILING CONTROL.
 B/ MILITARY PERSONNEL ASSIGNED TO OTHER DoD ORGANIZATIONS ARE ALSO INCLUDED IN THE STRENGTH FIGURES FOR THE RESPECTIVE SERVICES.

C/ SEE THE GLOSSARY FOR A LIST OF ORGANIZATIONS SERVICED BY OSD

D/ EXCLUDES STUDENTS.

TABLE P11
 DOD MANPOWER COMPARISON
 (MILITARY & CIVIL FUNCTIONS) A/

| DATE | TOTAL DOD | ARMY | | | NAVY AND MARINE CORPS | | | AIR FORCE | | | OTHER DOD ORGANIZATIONS | |
|-----------|-----------|-----------|--------------|-----------|-----------------------|------------------------|--------------|-----------|-----------|--------------|-------------------------|--------|
| | | MILI-TARY | CIVIL-IAN B/ | TOTAL | NAVY MILI-TARY | MARINE CORPS MILI-TARY | CIVIL-IAN B/ | TOTAL | MILI-TARY | CIVIL-IAN B/ | | TOTAL |
| OCT 31 85 | 3,241,857 | 782,379 | 395,621 | 1,178,000 | 569,162 | 197,962 | 351,307 | 1,118,431 | 601,857 | 254,233 | 856,090 | 89,336 |
| NOV 30 85 | 3,247,529 | 783,700 | 396,333 | 1,180,033 | 569,754 | 197,333 | 352,001 | 1,119,088 | 602,291 | 256,028 | 858,319 | 90,089 |
| DEC 31 85 | 3,248,546 | 779,635 | 397,186 | 1,176,821 | 569,920 | 197,171 | 352,194 | 1,119,285 | 603,653 | 257,814 | 861,467 | 90,973 |
| JAN 31 86 | 3,251,424 | 783,537 | 395,379 | 1,178,916 | 570,598 | 197,140 | 351,840 | 1,119,578 | 605,589 | 256,787 | 862,376 | 90,554 |
| FEB 28 86 | 3,253,453 | 784,775 | 394,867 | 1,179,642 | 571,917 | 196,677 | 349,440 | 1,118,034 | 607,034 | 257,920 | 864,954 | 90,823 |
| MAR 31 86 | 3,250,944 | 781,609 | 396,462 | 1,178,071 | 572,791 | 197,075 | 347,218 | 1,117,084 | 608,036 | 256,652 | 864,688 | 91,101 |

A/ CIVIL FUNCTIONS INCLUDES CIVILIAN PERSONNEL ONLY.

B/ "TOTAL PAID EMPLOYEES" AS REPORTED OFFICIALLY TO THE OFFICE OF PERSONNEL MANAGEMENT; EXCLUDES OVERSEAS SUPPORT PERSONNEL (INDIRECT HIRE).

C/ CIVILIAN PERSONNEL ONLY, MILITARY PERSONNEL ASSIGNED TO OTHER DOD ORGANIZATIONS ARE REPORTED BY THEIR RESPECTIVE SERVICES.

TABLE P23.1

DEPARTMENT OF DEFENSE
ACTIVE DUTY OFFICER PERSONNEL AND PERCENT OF TOTAL MILITARY PERSONNEL, BY SERVICE

| DATE | TOTAL DOD | | ARMY | | NAVY | | MARINE CORPS | | AIR FORCE | |
|-------------|-----------|------|---------|------|--------|------|--------------|------|-----------|------|
| | NUMBER | % | NUMBER | % | NUMBER | % | NUMBER | % | NUMBER | % |
| OCT 31 1985 | 308,639 | 14.3 | 109,661 | 14.0 | 70,340 | 12.4 | 20,183 | 10.2 | 108,455 | 18.0 |
| NOV 30 1985 | 308,347 | 14.3 | 109,332 | 14.0 | 70,397 | 12.4 | 20,052 | 10.2 | 108,566 | 18.0 |
| DEC 31 1985 | 308,119 | 14.3 | 109,226 | 14.0 | 70,270 | 12.3 | 20,008 | 10.1 | 108,615 | 18.0 |
| JAN 31 1986 | 308,462 | 14.3 | 109,216 | 13.9 | 70,258 | 12.3 | 20,123 | 10.2 | 108,865 | 18.0 |
| FEB 28 1986 | 308,592 | 14.3 | 109,240 | 13.9 | 70,413 | 12.3 | 20,037 | 10.2 | 108,902 | 17.9 |
| MAR 31 1986 | 308,448 | 14.3 | 109,013 | 13.9 | 70,547 | 12.3 | 19,961 | 10.1 | 108,927 | 17.9 |

TABLE P22.1

DEPARTMENT OF DEFENSE
TOTAL ACTIVE DUTY MILITARY PERSONNEL BY SERVICE

| DATE | TOTAL DOD | ARMY | NAVY | MARINE CORPS | AIR FORCE |
|-------------|--------------|---------|---------|-----------------|-----------|
| OCT 31 1985 | 2,151,360 | 782,379 | 569,162 | 197,962 | 601,857 |
| NOV 30 1985 | 2,153,078 | 783,700 | 569,754 | 197,333 | 602,291 |
| DEC 31 1985 | 2,150,379 | 779,635 | 569,920 | 197,171 | 603,653 |
| JAN 31 1986 | 2,156,864 | 783,537 | 570,598 | 197,140 | 605,589 |
| FEB 28 1986 | 2,160,403 | 784,775 | 571,917 | 196,677 | 607,034 |
| MAR 31 1986 | 2,159,511 | 781,609 | 572,791 | 197,075 | 608,036 |

TABLE P23 4

DEPARTMENT OF DEFENSE
ARMY ACTIVE DUTY MILITARY PERSONNEL BY TYPE

| DATE | TOTAL | OFFICERS | ENLISTED | CADETS U. S. MILITARY ACADEMY |
|-------------|---------|----------|----------|-------------------------------------|
| OCT 31 1985 | 782,379 | 109,661 | 668,202 | 4,516 |
| NOV 30 1985 | 783,700 | 109,332 | 669,858 | 4,510 |
| DEC 31 1985 | 779,635 | 109,226 | 665,937 | 4,472 |
| JAN 31 1986 | 783,537 | 109,216 | 669,872 | 4,449 |
| FEB 28 1986 | 784,775 | 109,240 | 671,098 | 4,437 |
| MAR 31 1986 | 781,609 | 109,013 | 668,168 | 4,428 |

TABLE P23.3

DEPARTMENT OF DEFENSE
TOTAL ACTIVE DUTY MILITARY PERSONNEL BY TYPE

| DATE | TOTAL | OFFICERS | ENLISTED | A/ CADETS AND MIDSHIPMEN |
|-------------|-----------|----------|-----------|--------------------------------|
| OCT 31 1985 | 2,151,360 | 308,639 | 1,829,085 | 13,636 |
| NOV 30 1985 | 2,153,078 | 308,347 | 1,831,200 | 13,531 |
| DEC 31 1985 | 2,150,379 | 308,119 | 1,828,805 | 13,455 |
| JAN 31 1986 | 2,156,864 | 308,462 | 1,835,020 | 13,382 |
| FEB 28 1986 | 2,160,403 | 308,592 | 1,838,435 | 13,376 |
| MAR 31 1986 | 2,159,511 | 308,448 | 1,837,741 | 13,322 |

A/ CONSISTS OF THE FOLLOWING:
FOR ARMY - CADETS, U. S. MILITARY ACADEMY
FOR NAVY - MIDSHIPMEN, U. S. NAVAL ACADEMY
FOR AIR FORCE - CADETS, U. S. AIR FORCE ACADEMY

TABLE P23.6

DEPARTMENT OF DEFENSE
MARINE CORPS ACTIVE DUTY MILITARY PERSONNEL BY TYPE

| DATE | TOTAL | OFFICERS | ENLISTED |
|-------------|---------|----------|----------|
| OCT 31 1985 | 197,962 | 20,183 | 177,779 |
| NOV 30 1985 | 197,333 | 20,052 | 177,281 |
| DEC 31 1985 | 197,171 | 20,008 | 177,163 |
| JAN 31 1986 | 197,140 | 20,123 | 177,017 |
| FEB 28 1986 | 196,677 | 20,037 | 176,640 |
| MAR 31 1986 | 197,075 | 19,961 | 177,114 |

TABLE P23.5

DEPARTMENT OF DEFENSE
NAVY ACTIVE DUTY MILITARY PERSONNEL BY TYPE

| DATE | TOTAL | OFFICERS | ENLISTED | MIDSHIPMEN U.S. NAVAL ACADEMY |
|-------------|---------|----------|----------|-------------------------------------|
| OCT 31 1985 | 569,162 | 70,340 | 494,191 | 4,631 |
| NOV 30 1985 | 569,754 | 70,397 | 494,817 | 4,540 |
| DEC 31 1985 | 569,920 | 70,270 | 495,111 | 4,539 |
| JAN 31 1986 | 570,598 | 70,258 | 495,809 | 4,531 |
| FEB 28 1986 | 571,917 | 70,413 | 496,956 | 4,548 |
| MAR 31 1986 | 572,791 | 70,547 | 497,726 | 4,518 |

TABLE P23.41

DEPARTMENT OF DEFENSE
ARMY ACTIVE DUTY MILITARY PERSONNEL

REPORTED STRENGTH, AND ADJUSTMENTS TO REPORTED STRENGTH TO DERIVE "DIRECT PROGRAM STRENGTH"
CHARGEABLE TO APPROPRIATION "MILITARY PERSONNEL, ARMY"

| DATE | REPORTED STRENGTH | (LESS) REIMBURSABLES | | DIRECT PROGRAM STRENGTH CHARGEABLE TO APPROPRIATION "MILITARY PERSONNEL, ARMY" | | CADETS U. S. MILITARY ACADEMY | |
|-------------|-------------------|----------------------|----------|--|---------|-------------------------------|------------------------|
| | | OFFICER | ENLISTED | TOTAL | OFFICER | ENLISTED | U. S. MILITARY ACADEMY |
| OCT 31 1985 | 782,379 | 468 | 302 | 781,609 | 109,193 | 667,900 | 4,516 |
| NOV 30 1985 | 783,700 | 452 | 302 | 782,946 | 108,880 | 669,556 | 4,510 |
| DEC 31 1985 | 779,635 | 444 | 312 | 778,879 | 108,782 | 665,625 | 4,472 |
| JAN 31 1986 | 783,537 | 447 | 307 | 782,783 | 108,769 | 669,565 | 4,449 |
| FEB 28 1986 | 784,775 | 460 | 297 | 784,018 | 108,780 | 670,801 | 4,437 |
| MAR 31 1986 | 781,609 | 457 | 296 | 780,856 | 108,556 | 667,872 | 4,428 |

TABLE P23.7

DEPARTMENT OF DEFENSE
AIR FORCE ACTIVE DUTY MILITARY PERSONNEL BY TYPE

| DATE | TOTAL | OFFICERS | ENLISTED | CADETS U. S. A. F. ACADEMY |
|-------------|---------|----------|----------|----------------------------------|
| OCT 31 1985 | 601,857 | 108,455 | 488,913 | 4,489 |
| NOV 30 1985 | 602,291 | 108,566 | 489,244 | 4,481 |
| DEC 31 1985 | 603,653 | 108,615 | 490,594 | 4,444 |
| JAN 31 1986 | 605,589 | 108,865 | 492,322 | 4,402 |
| FEB 28 1986 | 607,034 | 108,902 | 493,741 | 4,391 |
| MAR 31 1986 | 608,036 | 108,927 | 494,733 | 4,376 |

TABLE P23.61

DEPARTMENT OF DEFENSE
MARINE CORPS ACTIVE DUTY MILITARY PERSONNEL

REPORTED STRENGTH, AND ADJUSTMENTS TO REPORTED STRENGTH TO DERIVE "DIRECT PROGRAM STRENGTH"
CHARGEABLE TO APPROPRIATION "MILITARY PERSONNEL, MARINE CORPS"

| DATE | REPORTED STRENGTH | | (LESS) REIMBURSABLES | | DIRECT PROGRAM STRENGTH CHARGEABLE TO APPN. "MILITARY PERSONNEL, MARINE CORPS" | |
|-------------|-------------------|---------|----------------------|---------|--|----------|
| | TOTAL | OFFICER | ENLISTED | OFFICER | TOTAL | ENLISTED |
| OCT 31 1985 | 197,962 | 26 | 1 | 20,157 | 197,935 | 177,778 |
| NOV 30 1985 | 197,333 | 26 | 1 | 20,026 | 197,306 | 177,280 |
| DEC 31 1985 | 197,171 | 26 | 1 | 19,982 | 197,144 | 177,162 |
| JAN 31 1986 | 197,140 | 27 | 1 | 20,096 | 197,112 | 177,016 |
| FEB 28 1986 | 196,677 | 27 | 1 | 20,010 | 196,649 | 176,639 |
| MAR 31 1986 | 197,075 | 28 | 2 | 19,933 | 197,045 | 177,112 |

TABLE P23.51

DEPARTMENT OF DEFENSE
NAVY ACTIVE DUTY MILITARY PERSONNEL

REPORTED STRENGTH, AND ADJUSTMENTS TO REPORTED STRENGTH TO DERIVE "DIRECT PROGRAM STRENGTH"
CHARGEABLE TO APPROPRIATION "MILITARY PERSONNEL, NAVY"

| DATE | REPORTED STRENGTH | | (LESS) REIMBURSABLES | | DIRECT PROGRAM STRENGTH CHARGEABLE TO APPROPRIATION "MILITARY PERSONNEL, NAVY" | | MIDSHIPMEN U.S. NAVAL ACADEMY |
|-------------|-------------------|---------|-------------------------|---------|---|----------|-------------------------------------|
| | TOTAL | OFFICER | ENLISTED | TOTAL | OFFICER | ENLISTED | |
| OCT 31 1985 | 569,162 | 389 | 1,016 | 567,757 | 69,951 | 493,175 | 4,631 |
| NOV 30 1985 | 569,754 | 374 | 1,002 | 568,378 | 70,023 | 493,815 | 4,540 |
| DEC 31 1985 | 569,920 | 375 | 1,043 | 568,502 | 69,895 | 494,068 | 4,539 |
| JAN 31 1986 | 570,598 | 382 | 1,055 | 569,161 | 69,876 | 494,754 | 4,531 |
| FEB 28 1986 | 571,917 | 378 | 1,059 | 570,480 | 70,035 | 495,897 | 4,548 |
| MAR 31 1986 | 572,791 | 383 | 1,036 | 571,372 | 70,164 | 496,690 | 4,518 |

TABLE P25.6

DEPARTMENT OF DEFENSE
FEMALE MILITARY PERSONNEL ON ACTIVE DUTY, OFFICERS AND ENLISTED, BY SERVICE

| DATE | TOTAL DOD | | | ARMY | | | NAVY | | | MARINE CORPS | | | AIR FORCE | | |
|------|-----------|--------|-------------------------------|--------|--------|--------------|--------|-------|-------------------|--------------|-----|-------|-----------|--------|--------------|
| | TOTAL | OFF | ENLISTED, CADETS & MIDSHIPMEN | TOTAL | OFF | ENL & CADETS | TOTAL | OFF | ENL & MID-SHIPMEN | TOTAL | OFF | ENL | TOTAL | OFF | ENL & CADETS |
| 1985 | 212,567 | 30,551 | 182,016 | 79,605 | 10,956 | 68,649 | 52,719 | 6,950 | 45,769 | 9,824 | 647 | 9,177 | 70,419 | 11,998 | 58,421 |
| 1985 | 213,347 | 30,639 | 182,708 | 79,720 | 10,888 | 68,832 | 53,076 | 7,064 | 46,012 | 9,827 | 646 | 9,181 | 70,724 | 12,041 | 58,683 |
| 1985 | 213,357 | 30,491 | 182,866 | 79,309 | 10,853 | 68,456 | 53,248 | 6,961 | 46,287 | 9,746 | 646 | 9,100 | 71,054 | 12,031 | 59,023 |
| 1986 | 214,545 | 30,650 | 183,895 | 79,670 | 10,877 | 68,793 | 53,482 | 6,974 | 46,508 | 9,767 | 650 | 9,117 | 71,626 | 12,149 | 59,477 |
| 1986 | 215,937 | 30,811 | 185,126 | 80,260 | 10,959 | 69,301 | 53,873 | 7,040 | 46,833 | 9,733 | 647 | 9,086 | 72,071 | 12,165 | 59,906 |
| 1986 | 220,643 | 30,796 | 189,847 | 80,269 | 10,923 | 69,346 | 58,255 | 7,070 | 51,185 | 9,717 | 645 | 9,072 | 72,402 | 12,158 | 60,244 |

TABLE P23.71

DEPARTMENT OF DEFENSE
AIR FORCE ACTIVE DUTY MILITARY PERSONNEL

REPORTED STRENGTH, AND ADJUSTMENTS TO REPORTED STRENGTH TO DERIVE "DIRECT PROGRAM STRENGTH"
CHARGEABLE TO APPROPRIATION "MILITARY PERSONNEL, AIR FORCE"

| DATE | REPORTED STRENGTH | (LESS) REIMBURSABLES | | DIRECT PROGRAM STRENGTH CHARGEABLE TO APPROP. "MILITARY PERSONNEL, AIR FORCE" | | CADETS U.S.A.F. ACADEMY | |
|-------------|-------------------|----------------------|----------|---|---------|-------------------------|---------|
| | | OFFICER | ENLISTED | TOTAL | OFFICER | ENLISTED | OFFICER |
| OCT 31 1985 | 601,857 | - | - | 601,857 | 108,455 | 488,913 | 4,489 |
| NOV 30 1985 | 602,291 | - | - | 602,291 | 108,566 | 489,244 | 4,481 |
| DEC 31 1985 | 603,653 | - | - | 603,653 | 108,615 | 490,594 | 4,444 |
| JAN 31 1986 | 605,589 | - | - | 605,589 | 108,865 | 492,322 | 4,402 |
| FEB 28 1986 | 607,034 | - | - | 607,034 | 108,902 | 493,741 | 4,391 |
| MAR 31 1986 | 608,036 | - | - | 608,036 | 108,927 | 494,733 | 4,376 |

Female Military Personnel on Active Duty

March 31, 1986

Army
80269

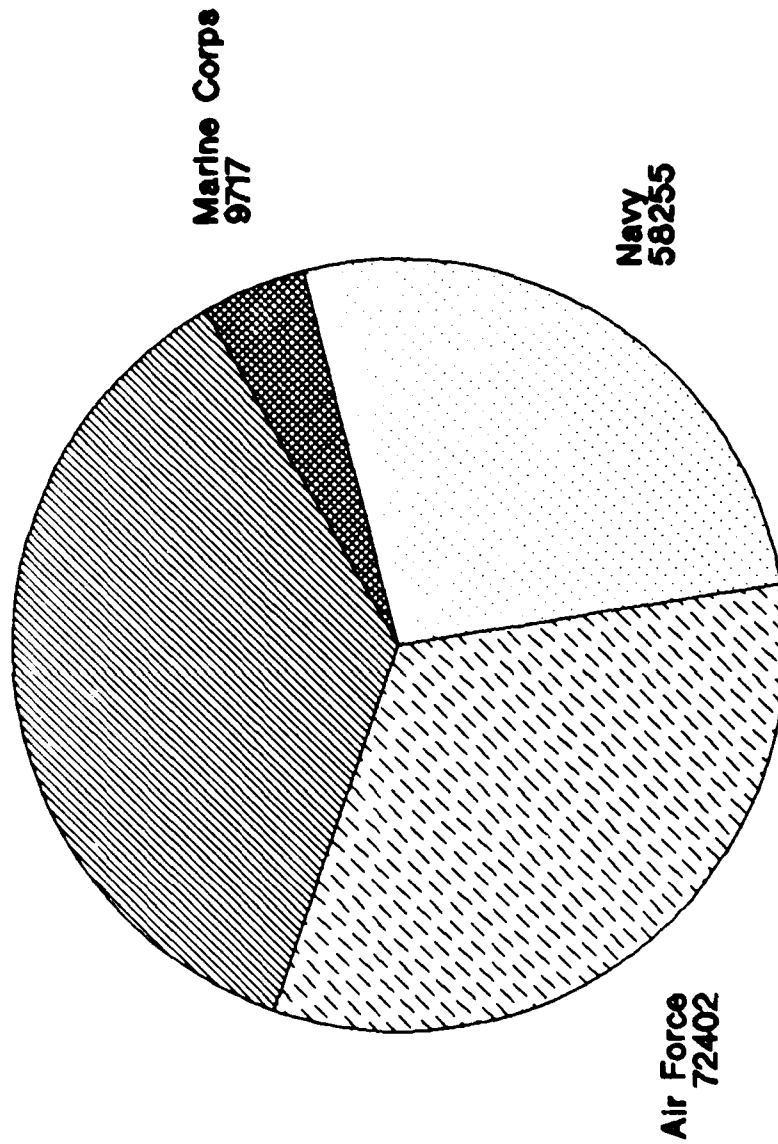


Figure 2

TABLE P26.02

FEMALE MILITARY PERSONNEL ON ACTIVE DUTY BY GRADE IN WHICH SERVING
 DEPARTMENT OF DEFENSE
 MARCH 31, 1986

| RANK/GRADE | TOTAL DOD | ARMY | NAVY | MARINE CORPS | AIR FORCE |
|----------------------------------|----------------|---------------|---------------|--------------|---------------|
| GENERAL - ADMIRAL | - | - | - | - | - |
| LT GENERAL - VICE ADMIRAL | - | - | - | - | - |
| MAJ GENERAL - REAR ADMIRAL | - | - | - | - | - |
| BRIG GENERAL - REAR ADMIRAL (L) | 8 | 3 | 2 | - | 3 |
| COLONEL - CAPTAIN | 302 | 93 | 105 | 9 | 95 |
| LIEUTENANT COL - COMMANDER | 1,195 | 384 | 376 | 29 | 406 |
| MAJOR - LT COMMANDER | 3,931 | 1,353 | 1,239 | 67 | 1,272 |
| CAPTAIN - LIEUTENANT | 13,033 | 4,642 | 2,795 | 228 | 5,368 |
| 1st LIEUTENANT - LIEUTENANT (JG) | 6,118 | 2,425 | 1,319 | 164 | 2,210 |
| 2nd LIEUTENANT - ENSIGN | 5,804 | 1,699 | 1,206 | 95 | 2,804 |
| CHIEF WARRANT OFFICER W-4 | 12 | 1 | 7 | 4 | - |
| CHIEF WARRANT OFFICER W-3 | 37 | 28 | 5 | 4 | - |
| CHIEF WARRANT OFFICER W-2 | 227 | 189 | 16 | 22 | - |
| WARRANT OFFICER W-1 | 129 | 106 | - | 23 | - |
| TOTAL OFFICERS | 30,796 | 10,923 | 7,070 | 645 | 12,158 |
| E-9 | 64 | 19 | 13 | 10 | 22 |
| E-8 | 394 | 200 | 76 | 47 | 71 |
| E-7 | 3,236 | 1,648 | 712 | 144 | 732 |
| E-6 | 14,583 | 5,984 | 4,352 | 580 | 3,667 |
| E-5 | 41,873 | 14,769 | 10,433 | 1,826 | 14,845 |
| E-4 | 55,681 | 25,493 | 10,793 | 2,370 | 17,025 |
| E-3 | 37,462 | 9,863 | 11,972 | 2,570 | 13,057 |
| E-2 | 16,560 | 4,733 | 4,504 | 1,133 | 6,190 |
| E-1 | 14,458 | 6,147 | 3,816 | 1,392 | 4,103 |
| TOTAL ENLISTED | 184,311 | 68,856 | 46,671 | 9,072 | 59,712 |
| CADETS & MIDSHIPMEN | 5,536 | 490 | 4,514 | - | 532 |
| GRAND TOTAL | 220,643 | 80,269 | 58,255 | 9,717 | 72,402 |

TABLE P26.0
DEPARTMENT OF DEFENSE
MILITARY PERSONNEL ON ACTIVE DUTY BY GRADE IN WHICH SERVING

MARCH 31, 1986

| RANK/GRADE | ARMY | NAVY | MARINE CORPS | AIR FORCE |
|----------------------------------|-----------|---------|--------------|-----------|
| TOTAL DOD | 36 | 9 | 3 | 13 |
| GENERAL - ADMIRAL | 11 | 9 | 3 | 13 |
| LT GENERAL - VICE ADMIRAL | 49 | 32 | 7 | 37 |
| MAJ GENERAL - REAR ADMIRAL | 142 | 82 | 22 | 118 |
| BRIG GENERAL - REAR ADMIRAL(L) | 196 | 129 | 33 | 170 |
| COLONEL - CAPTAIN | 4,854 | 3,718 | 648 | 5,687 |
| LIEUTENANT COL - COMMANDER | 10,986 | 7,820 | 1,641 | 12,896 |
| MAJOR - LT COMMANDER | 17,284 | 13,287 | 3,250 | 20,026 |
| CAPTAIN - LIEUTENANT | 35,804 | 21,669 | 5,948 | 40,145 |
| 1st LIEUTENANT - LIEUTENANT (JG) | 14,634 | 10,251 | 4,295 | 14,380 |
| 2nd LIEUTENANT - ENSIGN | 9,598 | 10,459 | 2,461 | 15,455 |
| CHIEF WARRANT OFFICER W-4 | 2,036 | 1,049 | 167 | - |
| CHIEF WARRANT OFFICER W-3 | 4,041 | 944 | 280 | - |
| CHIEF WARRANT OFFICER W-2 | 7,576 | 1,098 | 766 | - |
| WARRANT OFFICER W-1 | 1,802 | - | 440 | - |
| TOTAL OFFICERS | 109,013 | 70,547 | 19,961 | 108,927 |
| E-9 | 4,401 | 4,588 | 1,340 | 4,938 |
| E-8 | 15,355 | 9,872 | 3,819 | 9,941 |
| E-7 | 51,592 | 32,406 | 9,353 | 38,816 |
| E-6 | 87,457 | 78,477 | 15,437 | 58,044 |
| E-5 | 119,042 | 103,349 | 24,840 | 110,539 |
| E-4 | 200,285 | 101,564 | 35,691 | 121,206 |
| E-3 | 86,057 | 89,724 | 55,182 | 91,096 |
| E-2 | 46,592 | 43,599 | 21,373 | 37,332 |
| E-1 | 57,387 | 34,147 | 10,079 | 22,821 |
| TOTAL ENLISTED | 668,168 | 497,726 | 177,114 | 494,733 |
| CADETS & MIDSHIPMEN | 4,428 | 4,518 | - | 4,376 |
| GRAND TOTAL | 2,159,511 | 572,791 | 197,075 | 608,036 |

TABLE P26.05

DEPARTMENT OF DEFENSE
MILITARY PERSONNEL ON ACTIVE DUTY BY GRADE IN WHICH SERVING

RESERVE A/

MARCH 31, 1986

| RANK/GRADE | TOTAL DOD | ARMY | NAVY | MARINE CORPS | AIR FORCE |
|----------------------------------|-----------|--------|--------|--------------|-----------|
| GENERAL - ADMIRAL | - | - | - | - | - |
| LT GENERAL - VICE ADMIRAL | 2 | 1 | - | 1 | - |
| MAJ GENERAL - REAR ADMIRAL | 4 | 3 | 1 | - | - |
| BRIG GENERAL - REAR ADMIRAL(L) | 4 | 3 | 1 | - | - |
| COLONEL - CAPTAIN | 429 | 158 | 65 | 7 | 199 |
| LIEUTENANT COL - COMMANDER | 1,268 | 527 | 237 | 28 | 476 |
| MAJOR - LT COMMANDER | 6,193 | 3,351 | 1,030 | 29 | 1,783 |
| CAPTAIN - LIEUTENANT | 42,749 | 21,167 | 6,979 | 672 | 13,931 |
| 1st LIEUTENANT - LIEUTENANT (JG) | 27,751 | 8,708 | 5,282 | 2,283 | 11,478 |
| 2nd LIEUTENANT - ENSIGN | 26,719 | 6,381 | 5,851 | 1,502 | 12,985 |
| CHIEF WARRANT OFFICER W-4 | 278 | 261 | 16 | 1 | - |
| CHIEF WARRANT OFFICER W-3 | 925 | 919 | 4 | 2 | - |
| CHIEF WARRANT OFFICER W-2 | 5,497 | 5,487 | 6 | 4 | - |
| WARRANT OFFICER W-1 | 1,791 | 1,791 | - | - | - |
| TOTAL OFFICERS | 113,610 | 48,757 | 19,472 | 4,529 | 40,852 |
| E-9 | 34 | 4 | 17 | 13 | - |
| E-8 | 81 | 18 | 48 | 15 | - |
| E-7 | 275 | 43 | 186 | 38 | 8 |
| E-6 | 562 | 30 | 442 | 68 | 22 |
| E-5 | 3,388 | 12 | 2,676 | 154 | 546 |
| E-4 | 6,968 | 19 | 6,582 | 62 | 305 |
| E-3 | 15,500 | 72 | 15,053 | 18 | 357 |
| E-2 | 9,651 | 131 | 9,296 | 10 | 214 |
| E-1 | 8,078 | 268 | 7,778 | 20 | 12 |
| TOTAL ENLISTED | 44,537 | 597 | 42,078 | 398 | 1,464 |
| RESERVE TOTAL | 158,147 | 49,354 | 61,550 | 4,927 | 42,316 |

A/ INCLUDES RESERVE, NATIONAL GUARD, AUS, AND AFUS OFFICERS ON ACTIVE DUTY.

TABLE P26.04

DEPARTMENT OF DEFENSE
MILITARY PERSONNEL ON ACTIVE DUTY BY GRADE IN WHICH SERVING

REGULAR A/

MARCH 31, 1986

| RANK/GRADE | TOTAL DOD | ARMY | NAVY | MARINE CORPS | AIR FORCE |
|----------------------------------|--------------|---------|---------|-----------------|--------------|
| GENERAL - ADMIRAL | 36 | 11 | 9 | 3 | 13 |
| LT GENERAL - VICE ADMIRAL | 123 | 48 | 32 | 6 | 37 |
| MAJ GENERAL - REAR ADMIRAL | 360 | 139 | 81 | 22 | 118 |
| BRIG GENERAL - REAR ADMIRAL(L) | 524 | 193 | 128 | 33 | 170 |
| COLONEL - CAPTAIN | 14,478 | 4,696 | 3,653 | 641 | 5,488 |
| LIEUTENANT COL - COMMANDER | 32,075 | 10,459 | 7,583 | 1,613 | 12,420 |
| MAJOR - LT COMMANDER | 47,654 | 13,933 | 12,257 | 3,221 | 18,243 |
| CAPTAIN - LIEUTENANT | 60,817 | 14,637 | 14,690 | 5,276 | 26,214 |
| 1st LIEUTENANT - LIEUTENANT (JG) | 15,809 | 5,926 | 4,969 | 2,012 | 2,902 |
| 2nd LIEUTENANT - ENSIGN | 11,254 | 3,217 | 4,608 | 959 | 2,470 |
| CHIEF WARRANT OFFICER W-4 | 2,974 | 1,775 | 1,033 | 166 | - |
| CHIEF WARRANT OFFICER W-3 | 4,340 | 3,122 | 940 | 278 | - |
| CHIEF WARRANT OFFICER W-2 | 3,943 | 2,089 | 1,092 | 762 | - |
| WARRANT OFFICER W-1 | 451 | 11 | - | 440 | - |
| TOTAL OFFICERS | 194,838 | 60,256 | 51,075 | 15,432 | 68,075 |
| E-9 | 15,233 | 4,397 | 4,571 | 1,327 | 4,938 |
| E-8 | 38,906 | 15,337 | 9,824 | 3,804 | 9,941 |
| E-7 | 131,892 | 51,549 | 32,220 | 9,315 | 38,808 |
| E-6 | 238,853 | 87,427 | 78,035 | 15,369 | 58,022 |
| E-5 | 354,382 | 119,030 | 100,673 | 24,686 | 109,993 |
| E-4 | 451,778 | 200,266 | 94,982 | 35,629 | 120,901 |
| E-3 | 306,559 | 85,985 | 74,671 | 55,164 | 90,739 |
| E-2 | 139,245 | 46,461 | 34,303 | 21,363 | 37,118 |
| E-1 | 116,356 | 57,119 | 26,369 | 10,059 | 22,809 |
| TOTAL ENLISTED | 1,793,204 | 667,571 | 455,648 | 176,716 | 493,269 |
| CADETS & MIDSHIPMEN | 13,322 | 4,428 | 4,518 | - | 4,376 |
| REGULAR TOTAL | 2,001,364 | 732,255 | 511,241 | 192,148 | 565,720 |

A/ REGULAR PLUS RETIRED REGULAR OFFICERS ON ACTIVE DUTY.

TABLE P27.21
 DEPARTMENT OF DEFENSE
 ARMY ENLISTED PERSONNEL ACCESSIONS
 FISCAL YEAR 1986

| | OCT 1985 | NOV 1985 | DEC 1985 | JAN 1986 | FEB 1986 | MAR 1986 |
|--|------------------|-------------------|------------------|--------------------|-------------------|------------------|
| TOTAL | 22,220 | 18,876 | 11,969 | 21,517 | 18,583 | 19,377 |
| REGULAR ENL. AND REENL. - TOTAL | 22,153 | 18,768 | 11,935 | 21,438 | 18,542 | 19,311 |
| FIRST ENLISTMENTS | 12,200 | 11,610 | 4,920 | 13,312 | 11,625 | 8,684 |
| REENLISTMENTS - TOTAL | 9,953 | 7,158 | 7,015 | 8,126 | 6,917 | 10,627 |
| IMMEDIATE REENLISTMENTS | 7,878 | 6,331 | 6,655 | 7,186 | 6,215 | 9,993 |
| FORMER REGULAR FORMER RESERVE & N.G. FORMER INDUCTEE | 7,876 2 - | 6,331 - - | 6,653 2 - | 7,183 3 - | 6,212 3 - | 9,989 4 - |
| REENL. OTHER THAN IMMEDIATE | 2,075 | 827 | 360 | 940 | 702 | 634 |
| WITHIN 2-90 DAYS AFTER SEPARATION | 11 | 16 | 13 | 33 | 25 | 18 |
| FORMER REGULAR FORMER RESERVE & N.G. FORMER INDUCTEE FORMER OFFICER | 5 5 1 - | 10 2 - 4 | 3 2 6 2 | 14 10 8 1 | 8 13 3 1 | 6 8 2 2 |
| OVER 90 DAYS AFTER SEPARATION | 2,064 | 811 | 347 | 907 | 677 | 616 |
| RESERVES AND N.G. CALLS | 67 | 108 | 34 | 79 | 41 | 66 |

TABLE P27.1
 DEPARTMENT OF DEFENSE
 SUMMARY OF ENLISTED PERSONNEL ACCESSIONS
 FISCAL YEAR 1986

| | OCT 1985 | NOV 1985 | DEC 1985 | JAN 1986 | FEB 1986 | MAR 1986 |
|-----------------------------|-------------|-------------|-------------|-------------|-------------|-------------|
| TOTAL DEPARTMENT OF DEFENSE | 48,810 | 45,496 | 37,044 | 49,105 | 44,523 | 45,235 |
| INDUCTIONS | - | - | - | - | - | - |
| FIRST ENLISTMENTS | 24,993 | 24,570 | 17,479 | 27,546 | 25,581 | 21,815 |
| IMMEDIATE REENLISTMENTS | 18,873 | 17,021 | 16,613 | 17,365 | 15,317 | 19,868 |
| OTHER REENLISTMENTS | 2,930 | 1,754 | 1,256 | 1,897 | 1,601 | 1,509 |
| RESERVES TO ACTIVE DUTY A/ | 2,014 | 2,151 | 1,696 | 2,297 | 2,024 | 2,043 |
| ARMY | 22,220 | 18,876 | 11,969 | 21,517 | 18,583 | 19,377 |
| INDUCTIONS | - | - | - | - | - | - |
| FIRST ENLISTMENTS | 12,200 | 11,610 | 4,920 | 13,312 | 11,625 | 8,684 |
| IMMEDIATE REENLISTMENTS | 7,878 | 6,331 | 6,655 | 7,186 | 6,215 | 9,993 |
| OTHER REENLISTMENTS | 2,075 | 827 | 360 | 940 | 702 | 634 |
| RESERVES TO ACTIVE DUTY | 67 | 108 | 34 | 79 | 41 | 66 |
| NAVY | 12,468 | 13,132 | 10,606 | 12,292 | 10,999 | 11,218 |
| INDUCTIONS | - | - | - | - | - | - |
| FIRST ENLISTMENTS | 5,238 | 5,837 | 4,600 | 5,561 | 5,483 | 5,157 |
| IMMEDIATE REENLISTMENTS | 4,965 | 4,845 | 3,960 | 4,118 | 3,210 | 3,712 |
| OTHER REENLISTMENTS | 445 | 489 | 473 | 551 | 502 | 498 |
| RESERVES TO ACTIVE DUTY | 1,820 | 1,961 | 1,573 | 2,062 | 1,804 | 1,851 |
| MARINE CORPS | 3,282 | 4,036 | 4,361 | 4,318 | 4,623 | 4,012 |
| INDUCTIONS | - | - | - | - | - | - |
| FIRST ENLISTMENTS | 1,975 | 2,548 | 2,404 | 2,696 | 2,760 | 2,498 |
| IMMEDIATE REENLISTMENTS | 1,054 | 1,240 | 1,735 | 1,343 | 1,511 | 1,248 |
| OTHER REENLISTMENTS | 127 | 167 | 139 | 156 | 187 | 151 |
| RESERVES TO ACTIVE DUTY | 126 | 81 | 83 | 123 | 165 | 115 |
| AIR FORCE | 10,840 | 9,452 | 10,108 | 10,978 | 10,318 | 10,628 |
| INDUCTIONS | - | - | - | - | - | - |
| FIRST ENLISTMENTS | 5,580 | 4,575 | 5,555 | 5,977 | 5,713 | 5,476 |
| IMMEDIATE REENLISTMENTS | 4,976 | 4,605 | 4,263 | 4,718 | 4,381 | 4,915 |
| OTHER REENLISTMENTS | 283 | 271 | 284 | 250 | 210 | 226 |
| RESERVES TO ACTIVE DUTY | 1 | 1 | 6 | 33 | 14 | 11 |

A/ INCLUDES NATIONAL GUARD.

TABLE P27.23

DEPARTMENT OF DEFENSE
MARINE CORPS ENLISTED PERSONNEL ACCESSIONS
FISCAL YEAR 1986

| | OCT 1985 | NOV 1985 | DEC 1985 | JAN 1986 | FEB 1986 | MAR 1986 |
|-----------------------------------|-------------|-------------|-------------|-------------|-------------|-------------|
| TOTAL | 3,282 | 4,036 | 4,361 | 4,318 | 4,623 | 4,012 |
| REGULAR ENL. AND REENL. - TOTAL | 3,156 | 3,955 | 4,278 | 4,195 | 4,458 | 3,897 |
| FIRST ENLISTMENTS | 1,975 | 2,548 | 2,404 | 2,696 | 2,760 | 2,498 |
| REENLISTMENTS - TOTAL | 1,181 | 1,407 | 1,874 | 1,499 | 1,698 | 1,399 |
| IMMEDIATE REENLISTMENTS | 1,054 | 1,240 | 1,735 | 1,343 | 1,511 | 1,248 |
| FORMER REGULAR A/ | 1,052 | 1,233 | 1,732 | 1,342 | 1,506 | 1,245 |
| FORMER RESERVE | 2 | 7 | 3 | 1 | 5 | 3 |
| FORMER INDUCTEE | - | - | - | - | - | - |
| REENL. OTHER THAN IMMEDIATE | 127 | 167 | 139 | 156 | 187 | 151 |
| WITHIN 2-90 DAYS AFTER SEPARATION | 22 | 28 | 22 | 17 | 18 | 32 |
| FORMER REGULAR | 20 | 25 | 19 | 14 | 13 | 31 |
| FORMER RESERVE | 2 | 3 | 3 | 3 | 5 | 1 |
| FORMER INDUCTEE | - | - | - | - | - | - |
| OVER 90 DAYS AFTER SEPARATION | 105 | 139 | 117 | 139 | 169 | 119 |
| RESERVES TO ACTIVE DUTY | 126 | 81 | 83 | 123 | 165 | 115 |
| FIRST ENLISTMENTS | - | - | - | - | - | - |
| REENLISTMENTS | 1 | - | 1 | 2 | 1 | - |
| REPORTED TO ACTIVE DUTY | 125 | 81 | 82 | 121 | 164 | 115 |

A/ INCLUDES EXTENSIONS FOR WHICH REENLISTMENT BONUS IS PAID.
B/ INCLUDES ENLISTMENTS OF FORMER OFFICERS.

TABLE P27.22

DEPARTMENT OF DEFENSE
NAVY ENLISTED PERSONNEL ACCESSIONS
FISCAL YEAR 1986

| | OCT 1985 | NOV 1985 | DEC 1985 | JAN 1986 | FEB 1986 | MAR 1986 |
|-----------------------------------|-------------|-------------|-------------|-------------|-------------|-------------|
| TOTAL | 12,468 | 13,132 | 10,606 | 12,292 | 10,999 | 11,218 |
| REGULAR ENL AND REENL - TOTAL | 10,648 | 11,171 | 9,033 | 10,230 | 9,195 | 9,367 |
| FIRST ENLISTMENTS | 5,238 | 5,837 | 4,600 | 5,561 | 5,483 | 5,157 |
| REENLISTMENTS - TOTAL | 5,410 | 5,334 | 4,433 | 4,669 | 3,712 | 4,210 |
| IMMEDIATE REENLISTMENTS | 4,965 | 4,845 | 3,960 | 4,118 | 3,210 | 3,712 |
| FORMER REGULAR | 4,721 | 4,604 | 3,773 | 3,794 | 3,022 | 3,477 |
| FORMER RESERVE | 244 | 241 | 187 | 324 | 188 | 235 |
| REENL OTHER THAN IMMEDIATE | 445 | 489 | 473 | 551 | 502 | 498 |
| WITHIN 2-90 DAYS AFTER SEPARATION | 91 | 98 | 84 | 101 | 77 | 57 |
| FORMER REGULAR | 91 | 98 | 84 | 101 | 77 | 57 |
| FORMER RESERVE | - | - | - | - | - | - |
| OVER 90 DAYS AFTER SEPARATION | 354 | 391 | 389 | 450 | 425 | 441 |
| RESERVES TO ACTIVE DUTY | 1,820 | 1,961 | 1,573 | 2,062 | 1,804 | 1,851 |
| FIRST ENLISTMENTS | 224 | 184 | 140 | 126 | 99 | 144 |
| REENLISTMENTS | 1,596 | 1,777 | 1,433 | 1,936 | 1,705 | 1,707 |

TABLE P29.20-29.34
DEPARTMENT OF DEFENSE
REENLISTMENT RATES BY SERVICE

| | A/ "UNADJUSTED" REENLISTMENT RATES FOR TOTAL REGULARS | | | | B/ "ADJUSTED" REENLISTMENT RATES FOR TOTAL REGULARS | | | | | |
|-------------------|--|-----------------|-----------------|-----------------|--|------------------|-----------------|-----------------|-----------------|-----------------|
| | TOTAL DOO | ARMY | NAVY | MARINE CORPS | AIR FORCE | TOTAL DOO | ARMY | NAVY | MARINE CORPS | AIR FORCE |
| FY 1981 | | | | | | | | | | |
| ELIGIBLES | 341,428 | 116,743 | 94,303 | 36,833 | 93,549 | 339,304 | 131,957 | 90,462 | 36,395 | 80,490 |
| REENLISTMENT RATE | 206,917 60.6% | 77,892 66.7% | 51,519 54.6% | 15,907 43.2% | 61,599 65.8% | 206,315 60.8% | 93,105 70.6% | 49,039 54.2% | 15,510 42.6% | 48,661 60.5% |
| FY 1982 | | | | | | | | | | |
| ELIGIBLES | 329,296 | 117,331 | 82,192 | 32,948 | 96,825 | 325,066 | 126,035 | 84,001 | 33,594 | 81,436 |
| REENLISTMENT RATE | 224,465 68.2% | 84,631 72.1% | 52,254 63.6% | 16,117 48.9% | 71,463 73.8% | 212,452 65.4% | 93,335 74.1% | 54,450 64.8% | 12,171 36.2% | 52,496 64.5% |
| FY 1983 | | | | | | | | | | |
| ELIGIBLES | 327,636 | 128,084 | 75,173 | 29,736 | 94,643 | 324,238 | 144,379 | 79,977 | 30,460 | 69,422 |
| REENLISTMENT RATE | 223,760 68.3% | 82,369 64.3% | 51,201 68.1% | 15,646 52.6% | 74,544 78.8% | 220,054 67.9% | 98,661 68.3% | 55,446 69.3% | 16,592 54.5% | 49,355 71.1% |
| FY 1984 | | | | | | | | | | |
| ELIGIBLES | 325,572 | 122,340 | 86,828 | 34,243 | 82,161 | 317,672 | 133,217 | 88,703 | 31,882 | 63,870 |
| REENLISTMENT RATE | 218,139 67.0% | 76,954 62.9% | 59,394 68.4% | 19,002 55.5% | 62,789 76.4% | 209,221 65.9% | 87,831 65.9% | 60,254 67.9% | 16,631 52.2% | 44,505 69.7% |
| FY 1985 | | | | | | | | | | |
| ELIGIBLES | 298,619 | 90,301 | 87,995 | 31,800 | 88,523 | 380,028 | 153,153 | 87,380 | 31,656 | 107,839 |
| REENLISTMENT RATE | 187,649 62.8% | 50,951 56.4% | 58,137 66.1% | 16,557 52.1% | 62,004 70.0% | 217,909 57.3% | 63,434 41.4% | 56,737 64.9% | 16,418 51.9% | 81,320 75.4% |

A/ "UNADJUSTED REENLISTMENT RATE" - THE RATIO OF TOTAL REENLISTMENTS OCCURRING IN A GIVEN PERIOD TO TOTAL SEPARATIONS ELIGIBLE TO REENLIST IN THE SAME PERIOD, EXPRESSED AS A PERCENTAGE.
B/ "ADJUSTED REENLISTMENT RATE" - THE "UNADJUSTED" RATE ADJUSTED TO EXCLUDE THE EFFECTS OF: (1) EARLY SEPARATIONS FOR IMMEDIATE REENLISTMENTS AND (2) OTHER EARLY DISCHARGES OF ELIGIBLES UNDER EARLY RELEASE PROGRAMS.

TABLE P27.24

DEPARTMENT OF DEFENSE
AIR FORCE ENLISTED PERSONNEL ACCESSIONS
FISCAL YEAR 1986

| | OCT 1985 | NOV 1985 | DEC 1985 | JAN 1986 | FEB 1986 | MAR 1986 |
|---|-------------|-------------|-------------|-------------|-------------|-------------|
| TOTAL | 10,840 | 9,452 | 10,108 | 10,978 | 10,318 | 10,628 |
| REGULAR ENL AND REENL. - TOTAL | 10,839 | 9,451 | 10,102 | 10,945 | 10,304 | 10,617 |
| FIRST ENLISTMENTS | 5,580 | 4,575 | 5,555 | 5,977 | 5,713 | 5,476 |
| REENLISTMENTS - TOTAL | 5,259 | 4,876 | 4,547 | 4,968 | 4,591 | 5,141 |
| IMMEDIATE REENLISTMENTS | 4,976 | 4,605 | 4,263 | 4,718 | 4,381 | 4,915 |
| FORMER REGULAR FORMER RESERVE & N.G. | 4,976 | 4,604 | 4,263 | 4,718 | 4,381 | 4,914 |
| REENL. OTHER THAN IMMEDIATE | 283 | 271 | 284 | 250 | 210 | 226 |
| OVER 90 DAYS AFTER SEPARATION A/ | 283 | 271 | 284 | 250 | 210 | 226 |
| RESERVES & N.G. TO ACTIVE DUTY | 1 | 1 | 6 | 33 | 14 | 11 |

A/ INCLUDES ENLISTMENTS OF FORMER COMMISSIONED AND WARRANT OFFICERS.

TABLE P29.20-29.34
DEPARTMENT OF DEFENSE
REENLISTMENT RATES BY SERVICE

| | A/ "UNADJUSTED" REENLISTMENT RATES FOR CAREER REGULARS | | | | B/ "ADJUSTED" REENLISTMENT RATES FOR CAREER REGULARS | | | | | |
|-------------------|--|--------|--------|--------------|--|-----------|--------|--------|--------------|-----------|
| | TOTAL DOD | ARMY | NAVY | MARINE CORPS | AIR FORCE | TOTAL DOD | ARMY | NAVY | MARINE CORPS | AIR FORCE |
| FY 1981 | | | | | | | | | | |
| ELIGIBLES | 179,828 | 77,981 | 39,196 | 12,958 | 49,693 | 180,628 | 88,944 | 36,879 | 12,275 | 42,530 |
| REENLISTMENTS | 137,482 | 56,580 | 28,551 | 9,567 | 42,784 | 138,606 | 67,542 | 26,518 | 8,880 | 35,666 |
| REENLISTMENT RATE | 76.5% | 72.6% | 72.8% | 73.8% | 86.1% | 76.7% | 75.9% | 71.9% | 72.3% | 83.9% |
| FY 1982 | | | | | | | | | | |
| ELIGIBLES | 180,434 | 81,029 | 38,533 | 11,606 | 49,266 | 175,586 | 86,759 | 38,479 | 11,825 | 38,523 |
| REENLISTMENTS | 147,186 | 63,623 | 30,305 | 8,855 | 44,403 | 142,727 | 69,353 | 30,579 | 9,068 | 33,727 |
| REENLISTMENT RATE | 81.6% | 78.5% | 78.6% | 76.3% | 90.1% | 81.3% | 79.9% | 79.5% | 76.7% | 87.6% |
| FY 1983 | | | | | | | | | | |
| ELIGIBLES | 182,336 | 88,731 | 35,988 | 10,212 | 47,405 | 183,455 | 99,265 | 38,605 | 10,401 | 35,184 |
| REENLISTMENTS | 147,846 | 66,269 | 29,377 | 8,740 | 43,460 | 149,281 | 76,803 | 32,264 | 8,961 | 31,253 |
| REENLISTMENT RATE | 81.1% | 74.7% | 81.6% | 85.6% | 91.7% | 81.4% | 77.4% | 83.6% | 86.2% | 88.8% |
| FY 1984 | | | | | | | | | | |
| ELIGIBLES | 181,496 | 86,204 | 40,904 | 12,216 | 42,172 | 180,235 | 94,698 | 41,392 | 11,240 | 32,905 |
| REENLISTMENTS | 143,487 | 62,396 | 32,763 | 10,292 | 38,036 | 142,421 | 70,890 | 33,441 | 9,314 | 28,776 |
| REENLISTMENT RATE | 79.1% | 72.4% | 80.1% | 84.3% | 90.2% | 79.0% | 74.9% | 80.8% | 82.9% | 87.5% |
| FY 1985 | | | | | | | | | | |
| ELIGIBLES | 116,028 | 23,023 | 41,407 | 10,732 | 40,866 | 153,899 | 50,863 | 40,044 | 10,518 | 52,474 |
| REENLISTMENTS | 99,854 | 21,956 | 32,692 | 8,916 | 36,290 | 116,156 | 27,918 | 31,638 | 8,702 | 47,898 |
| REENLISTMENT RATE | 86.1% | 95.4% | 79.0% | 83.1% | 88.8% | 75.5% | 54.9% | 79.0% | 82.7% | 91.3% |

A/ "UNADJUSTED REENLISTMENT RATE" - THE RATIO OF TOTAL REENLISTMENTS OCCURRING IN A GIVEN PERIOD TO TOTAL SEPARATIONS ELIGIBLE TO REENLIST IN THE SAME PERIOD EXPRESSED AS A PERCENTAGE.
 B/ "ADJUSTED REENLISTMENT RATE" - THE "UNADJUSTED" RATE ADJUSTED TO EXCLUDE THE EFFECTS OF: (1) EARLY SEPARATIONS FOR IMMEDIATE REENLISTMENTS AND (2) OTHER EARLY DISCHARGES OF ELIGIBLES UNDER EARLY RELEASE PROGRAMS.

TABLE P29 20-29 34

DEPARTMENT OF DEFENSE
REENLISTMENT RATES BY SERVICE

| | A/ "UNADJUSTED" REENLISTMENT RATES FOR FIRST-TERM REGULARS | | | | | B/ "ADJUSTED" REENLISTMENT RATES FOR FIRST-TERM REGULARS | | | | |
|-------------------|---|--------|--------|-----------------|--------------|---|---------|--------|-----------------|--------------|
| | TOTAL DOD | ARMY | NAVY | MARINE CORPS | AIR FORCE | TOTAL DOD | ARMY | NAVY | MARINE CORPS | AIR FORCE |
| FY 1981 | | | | | | | | | | |
| ELIGIBLES | 161,600 | 38,762 | 55,107 | 23,875 | 43,856 | 158,676 | 43,013 | 53,583 | 24,120 | 37,960 |
| REENLISTMENTS | 69,435 | 21,312 | 22,968 | 6,340 | 18,815 | 67,709 | 25,563 | 22,521 | 6,630 | 12,995 |
| REENLISTMENT RATE | 43.0% | 55.0% | 41.7% | 26.6% | 42.9% | 42.7% | 59.4% | 42.0% | 27.5% | 34.2% |
| FY 1982 | | | | | | | | | | |
| ELIGIBLES | 148,862 | 36,302 | 43,659 | 21,342 | 47,559 | 149,480 | 39,276 | 45,522 | 21,769 | 42,913 |
| REENLISTMENTS | 77,279 | 21,008 | 21,949 | 7,262 | 27,060 | 69,725 | 23,982 | 23,871 | 3,103 | 18,769 |
| REENLISTMENT RATE | 51.9% | 57.9% | 50.3% | 34.0% | 56.9% | 46.6% | 61.1% | 52.4% | 14.3% | 43.7% |
| FY 1983 | | | | | | | | | | |
| ELIGIBLES | 145,300 | 39,353 | 39,185 | 19,524 | 47,238 | 140,783 | 45,114 | 41,372 | 20,059 | 34,238 |
| REENLISTMENTS | 75,914 | 16,100 | 21,824 | 6,906 | 31,084 | 70,773 | 21,858 | 23,182 | 7,631 | 18,102 |
| REENLISTMENT RATE | 52.2% | 40.9% | 55.7% | 35.4% | 65.8% | 50.3% | 48.5% | 56.0% | 38.0% | 52.9% |
| FY 1984 | | | | | | | | | | |
| ELIGIBLES | 144,076 | 36,136 | 45,924 | 22,027 | 39,989 | 137,437 | 38,519 | 47,311 | 20,642 | 30,965 |
| REENLISTMENTS | 74,652 | 14,558 | 26,631 | 8,710 | 24,753 | 66,800 | 16,941 | 26,813 | 7,317 | 15,729 |
| REENLISTMENT RATE | 51.8% | 40.3% | 58.0% | 39.5% | 61.9% | 48.6% | 44.0% | 56.7% | 35.4% | 50.8% |
| FY 1985 | | | | | | | | | | |
| ELIGIBLES | 182,591 | 67,278 | 46,588 | 21,068 | 47,657 | 226,129 | 102,290 | 47,336 | 21,138 | 55,365 |
| REENLISTMENTS | 87,795 | 28,995 | 25,445 | 7,641 | 25,714 | 101,753 | 35,516 | 25,099 | 7,716 | 33,422 |
| REENLISTMENT RATE | 48.1% | 43.1% | 54.6% | 36.3% | 54.0% | 45.0% | 34.7% | 53.0% | 36.5% | 60.4% |

A/ "UNADJUSTED REENLISTMENT RATE" - THE RATIO OF TOTAL REENLISTMENTS OCCURRING IN A GIVEN PERIOD TO TOTAL SEPARATIONS ELIGIBLE TO REENLIST IN THE SAME PERIOD, EXPRESSED AS A PERCENTAGE.

B/ "ADJUSTED REENLISTMENT RATE" - THE "UNADJUSTED" RATE ADJUSTED TO EXCLUDE THE EFFECTS OF: (1) EARLY SEPARATIONS FOR IMMEDIATE REENLISTMENTS AND (2) OTHER EARLY DISCHARGES OF ELIGIBLES UNDER EARLY RELEASE PROGRAMS.

TABLE P309A

DEPARTMENT OF DEFENSE
ACTIVE DUTY MILITARY PERSONNEL STRENGTHS BY REGIONAL AREA AND BY COUNTRY

MARCH 31, 1986

| REGIONAL AREA/COUNTRY | TOTAL | ARMY | NAVY | MARINE CORPS | AIR FORCE |
|---|-----------|-----------|----------|--------------|-----------|
| TURKEY* | 5,075 | 1,204 | 105 | 20 | 3,746 |
| UNITED KINGDOM* | 29,379 | 1,230 | 2,352 | 369 | 26,428 |
| VATICAN CITY | 3 | 0 | 0 | 3 | 0 |
| AFLOAT | 23,395 | 0 | 20,939 | 2,456 | 0 |
| TOTAL-WESTERN & SOUTHERN EUROPE | 349,297 | 218,396 | 35,366 | 3,765 | 91,770 |
| (*EUROPEAN NATO) | (325,777) | (218,376) | (14,422) | (1,221) | (91,758) |
| (*EUROPEAN NATO PERMANENTLY ASSIGNED) | (326,619) | (218,305) | (14,390) | (1,218) | (92,706) |
| (2) EAST ASIA AND PACIFIC | | | | | |
| AUSTRALIA | 741 | 14 | 424 | 10 | 293 |
| BURMA | 11 | 3 | 0 | 6 | 2 |
| CHINA | 25 | 6 | 3 | 13 | 3 |
| FIJI | 1 | 0 | 1 | 0 | 0 |
| HONG KONG | 45 | 14 | 15 | 11 | 5 |
| INDONESIA | 45 | 11 | 13 | 10 | 11 |
| JAPAN (INCLUDING OKINAWA) | 47,442 | 2,192 | 7,295 | 21,497 | 16,458 |
| MALAYSIA | 23 | 11 | 1 | 8 | 3 |
| NEW ZEALAND | 66 | 1 | 49 | 7 | 9 |
| PAPUA NEW GUINEA | 4 | 4 | 0 | 0 | 0 |
| PHILIPPINES | 16,358 | 110 | 5,908 | 1,218 | 9,122 |
| REPUBLIC OF KOREA | 45,158 | 32,312 | 408 | 1,969 | 11,469 |
| SINGAPORE | 25 | 3 | 12 | 8 | 2 |
| THAILAND | 127 | 68 | 12 | 16 | 31 |
| AFLOAT | 19,503 | 0 | 17,664 | 1,839 | 0 |
| TOTAL-EAST ASIA & PACIFIC | 129,767 | 34,749 | 31,998 | 25,612 | 37,408 |
| (3) AFRICA, NEAR EAST AND SOUTH ASIA | | | | | |
| AFGHANISTAN | 6 | 0 | 0 | 6 | 0 |
| ALGERIA | 9 | 3 | 0 | 6 | 0 |
| BAHRAIN | 98 | 1 | 89 | 6 | 2 |
| BANGLADESH | 9 | 2 | 0 | 7 | 0 |
| BOTSWANA | 1 | 1 | 0 | 0 | 0 |
| BURKINA FASO | 7 | 0 | 0 | 7 | 0 |
| BRITISH INDIAN OCEAN TERRITORY (INCLUDES DIEGO GARCIA) | 1,258 | 0 | 1,251 | 0 | 7 |
| CAMEROON | 9 | 2 | 0 | 7 | 0 |
| CHAD | 11 | 3 | 0 | 8 | 0 |
| CONGO | 7 | 0 | 1 | 6 | 0 |
| DJIBOUTI | 6 | 0 | 0 | 6 | 0 |
| EGYPT | 1,426 | 1,307 | 31 | 29 | 59 |
| ETHIOPIA | 7 | 0 | 0 | 7 | 0 |

TABLE P309A

DEPARTMENT OF DEFENSE
ACTIVE DUTY MILITARY PERSONNEL STRENGTHS BY REGIONAL AREA AND BY COUNTRY

MARCH 31, 1986

| REGIONAL AREA/COUNTRY | TOTAL | ARMY | NAVY | MARINE CORPS | AIR FORCE |
|---|-----------|---------|---------|--------------|-----------|
| U. S. TERRITORY AND SPECIAL LOCATIONS | | | | | |
| CONTINENTAL UNITED STATES (CONUS) | 1,332,484 | 475,183 | 271,983 | 149,028 | 436,290 |
| ALASKA | 21,021 | 7,772 | 2,039 | 204 | 11,006 |
| HAWAII | 46,348 | 17,937 | 12,831 | 8,857 | 6,723 |
| GUAM | 9,119 | 32 | 4,624 | 390 | 4,073 |
| JOHNSTON ATOLL | 146 | 140 | 0 | 0 | 6 |
| MIDWAY ISLANDS | 10 | 0 | 10 | 0 | 0 |
| PUERTO RICO | 3,887 | 475 | 3,031 | 343 | 38 |
| TRUST TERRITORY OF THE PACIFIC ISLANDS 1/ | 73 | 58 | 2 | 0 | 13 |
| VIRGIN ISLANDS OF THE U.S. | 9 | 8 | 0 | 0 | 1 |
| WAKE ISLAND | 7 | 0 | 0 | 0 | 7 |
| TRANSIENTS | 53,991 | 16,507 | 13,896 | 6,038 | 17,550 |
| AFLOAT | 179,339 | 0 | 178,392 | 947 | 0 |
| TOTAL - U. S. TERR. AND SPECIAL LOCATIONS | 1,646,434 | 518,112 | 486,808 | 165,807 | 475,707 |
| FOREIGN COUNTRIES | | | | | |
| (1) WESTERN & SOUTHERN EUROPE | | | | | |
| AUSTRIA | 31 | 6 | 0 | 23 | 2 |
| BELGIUM* | 3,275 | 1,314 | 122 | 33 | 1,806 |
| CYPRUS | 13 | 3 | 0 | 10 | 0 |
| DENMARK* | 63 | 8 | 20 | 11 | 24 |
| FINLAND | 19 | 5 | 2 | 10 | 2 |
| FRANCE* | 74 | 17 | 9 | 37 | 11 |
| GERMANY (FED. REPUBLIC & WEST BERLIN)* | 251,600 | 209,817 | 344 | 97 | 41,342 |
| GIBRALTAR | 1 | 0 | 1 | 0 | 0 |
| GREECE* | 3,509 | 559 | 527 | 16 | 2,407 |
| GREENLAND* | 307 | 0 | 0 | 0 | 307 |
| ICELAND* | 3,180 | 2 | 1,749 | 110 | 1,319 |
| IRELAND | 9 | 2 | 0 | 7 | 0 |
| ITALY* | 15,132 | 4,168 | 4,923 | 273 | 5,768 |
| LUXEMBOURG* | 11 | 5 | 0 | 6 | 0 |
| MALTA | 6 | 0 | 0 | 6 | 0 |
| NETHERLANDS* | 2,947 | 921 | 17 | 9 | 2,000 |
| NORWAY* | 232 | 42 | 41 | 22 | 127 |
| PORTUGAL* | 1,720 | 66 | 380 | 13 | 1,261 |
| SPAIN* | 9,273 | 23 | 3,833 | 205 | 5,212 |
| SWEDEN | 14 | 1 | 2 | 6 | 5 |
| SWITZERLAND | 29 | 3 | 0 | 23 | 3 |

1/ Includes five civic action teams of approximately 13 persons each
(1 in Palau and 4 in the Federated States of Micronesia).

TABLE P309A

DEPARTMENT OF DEFENSE
ACTIVE DUTY MILITARY PERSONNEL STRENGTHS BY REGIONAL AREA AND BY COUNTRY

MARCH 31, 1986

| REGIONAL AREA/COUNTRY | TOTAL | ARMY | NAVY | MARINE CORPS | AIR FORCE |
|--------------------------------------|--------|-------|--------|--------------|-----------|
| ZAMBIA | 6 | 0 | 0 | 6 | 0 |
| ZIMBABWE | 10 | 4 | 0 | 6 | 0 |
| AFLOAT | 10,663 | 0 | 10,551 | 112 | 0 |
| TOTAL-AFRICA, NEAR EAST & SOUTH ASIA | 14,669 | 1,691 | 12,017 | 578 | 383 |
| (4) WESTERN HEMISPHERE | | | | | |
| ANTIGUA | 70 | 0 | 68 | 0 | 2 |
| ARGENTINA | 21 | 4 | 2 | 10 | 5 |
| BAHAMAS, THE | 46 | 0 | 22 | 8 | 18 |
| BARBADOS | 22 | 12 | 2 | 6 | 0 |
| BELIZE | 4 | 3 | 1 | 0 | 0 |
| BERMUDA | 1,491 | 0 | 1,411 | 80 | 0 |
| BOLIVIA | 14 | 4 | 0 | 7 | 3 |
| BRAZIL | 55 | 11 | 10 | 27 | 7 |
| CANADA | 520 | 9 | 389 | 13 | 109 |
| CHILE | 21 | 3 | 2 | 14 | 2 |
| COLOMBIA | 27 | 5 | 4 | 14 | 4 |
| COSTA RICA | 17 | 6 | 0 | 11 | 0 |
| CUBA (GUANTANAMO) | 2,471 | 0 | 1,862 | 607 | 2 |
| DOMINICAN REPUBLIC | 18 | 5 | 2 | 9 | 2 |
| ECUADOR | 24 | 5 | 3 | 8 | 7 |
| EL SALVADOR | 53 | 24 | 0 | 25 | 4 |
| GRENADA | 7 | 1 | 0 | 6 | 0 |
| GUATEMALA | 20 | 6 | 0 | 13 | 1 |
| GUYANA | 6 | 0 | 0 | 6 | 0 |
| HAWAII | 15 | 5 | 0 | 9 | 1 |
| HONDURAS | 1,464 | 1,427 | 3 | 21 | 13 |
| JAMAICA | 15 | 1 | 3 | 11 | 0 |
| MEXICO | 29 | 8 | 3 | 12 | 6 |
| NICARAGUA | 16 | 5 | 0 | 10 | 1 |
| PANAMA | 10,230 | 7,017 | 471 | 209 | 2,533 |
| PARAGUAY | 14 | 4 | 1 | 8 | 1 |
| PERU | 39 | 6 | 11 | 14 | 8 |
| SURINAME | 3 | 3 | 0 | 0 | 0 |
| TRINIDAD AND TOBAGO | 6 | 0 | 0 | 6 | 0 |
| URUGUAY | 16 | 4 | 2 | 8 | 2 |
| VENEZUELA | 35 | 3 | 5 | 8 | 19 |
| AFLOAT | 2,055 | 0 | 2,040 | 15 | 0 |
| TOTAL-WESTERN HEMISPHERE | 18,844 | 8,581 | 6,317 | 1,196 | 2,750 |
| (5) ANTARCTICA | 101 | 0 | 101 | 0 | 0 |

2/ Number includes military personnel on TDY for planning and conduct of exercises.

TABLE P309A

DEPARTMENT OF DEFENSE
ACTIVE DUTY MILITARY PERSONNEL STRENGTHS BY REGIONAL AREA AND BY COUNTRY

MARCH 31, 1986

| REGIONAL AREA/COUNTRY | TOTAL | ARMY | NAVY | MARINE CORPS | AIR FORCE |
|---------------------------------------|-------|------|------|--------------|-----------|
| GABON | 6 | 0 | 0 | 6 | 0 |
| GHANA | 11 | 3 | 0 | 8 | 0 |
| INDIA | 39 | 5 | 4 | 24 | 6 |
| ISRAEL | 52 | 4 | 9 | 23 | 16 |
| IVORY COAST | 13 | 4 | 0 | 8 | 1 |
| IRAQ | 8 | 2 | 0 | 6 | 0 |
| JORDAN | 34 | 21 | 0 | 8 | 5 |
| KENYA | 44 | 11 | 12 | 17 | 4 |
| KUWAIT | 26 | 14 | 2 | 7 | 3 |
| LEBANON | 20 | 6 | 0 | 14 | 0 |
| LIBERIA | 29 | 15 | 4 | 8 | 2 |
| MADAGASCAR | 8 | 0 | 2 | 6 | 0 |
| MALAWI | 3 | 3 | 0 | 0 | 0 |
| MALI | 6 | 0 | 0 | 6 | 0 |
| MAURITANIA | 6 | 0 | 0 | 6 | 0 |
| MAURITIUS | 6 | 0 | 0 | 6 | 0 |
| MOROCCO | 57 | 17 | 4 | 24 | 12 |
| MOZAMBIQUE | 2 | 2 | 0 | 0 | 0 |
| NEPAL | 7 | 2 | 0 | 5 | 0 |
| NIGER | 7 | 1 | 0 | 6 | 0 |
| NIGERIA | 17 | 3 | 0 | 11 | 3 |
| OMAN | 22 | 3 | 1 | 9 | 9 |
| PAKISTAN | 40 | 13 | 3 | 17 | 7 |
| ST HELENA (INCLUDES ASCENSION ISLAND) | 2 | 0 | 0 | 0 | 2 |
| SAUDI ARABIA | 444 | 173 | 41 | 21 | 209 |
| SENEGAL | 11 | 1 | 1 | 9 | 0 |
| SIERRA LEONE | 6 | 0 | 0 | 6 | 0 |
| SEYCHELLES | 3 | 0 | 0 | 0 | 3 |
| SOMALIA | 31 | 19 | 3 | 6 | 3 |
| SOUTH AFRICA | 21 | 2 | 2 | 13 | 4 |
| SRI LANKA | 11 | 0 | 3 | 8 | 0 |
| SUDAN | 31 | 9 | 0 | 11 | 11 |
| SYRIA | 11 | 3 | 0 | 8 | 0 |
| TANZANIA, UNITED REPUBLIC OF | 9 | 0 | 0 | 9 | 0 |
| TOGO | 4 | 0 | 0 | 4 | 0 |
| TUNISIA | 29 | 11 | 2 | 12 | 4 |
| UGANDA | 6 | 0 | 0 | 6 | 0 |
| UNITED ARAB EMIRATES | 14 | 5 | 1 | 6 | 2 |
| YEMEN (SANA'A) | 14 | 5 | 0 | 6 | 3 |
| ZAIRE | 26 | 11 | 0 | 9 | 6 |

TABLE P309A

DEPARTMENT OF DEFENSE
ACTIVE DUTY MILITARY PERSONNEL STRENGTHS BY REGIONAL AREA AND BY COUNTRY

MARCH 31, 1986

| REGIONAL AREA/COUNTRY | TOTAL | ARMY | NAVY | MARINE CORPS | AIR FORCE |
|-------------------------------------|-----------|---------|---------|--------------|-----------|
| (6) EASTERN EUROPE | | | | | |
| BULGARIA | 12 | 2 | 0 | 8 | 2 |
| CZECHOSLOVAKIA | 13 | 1 | 0 | 9 | 3 |
| GERMAN DEMOCRATIC REPUBLIC | 50 | 41 | 0 | 9 | 0 |
| HUNGARY | 14 | 3 | 0 | 10 | 1 |
| POLAND | 16 | 3 | 0 | 12 | 1 |
| ROMANIA | 14 | 3 | 0 | 11 | 0 |
| UNION OF SOVIET SOCIALIST REPUBLICS | 60 | 7 | 5 | 41 | 7 |
| YUGOSLAVIA | 26 | 4 | 1 | 17 | 4 |
| TOTAL - EASTERN EUROPE | 205 | 64 | 6 | 117 | 18 |
| (7) UNDISTRIBUTED | | | | | |
| ASHORE | 194 | 16 | 178 | 0 | 0 |
| TOTAL - UNDISTRIBUTED | 194 | 16 | 178 | 0 | 0 |
| TOTAL FOREIGN COUNTRIES | | | | | |
| ASHORE | 513,077 | 263,497 | 85,983 | 31,268 | 132,329 |
| AFLOAT | 457,461 | 263,497 | 34,789 | 26,846 | 132,329 |
| | 55,616 | 0 | 51,194 | 4,422 | 0 |
| TOTAL WORLDWIDE | | | | | |
| ASHORE | 2,159,511 | 781,609 | 572,791 | 197,075 | 608,036 |
| AFLOAT | 1,924,556 | 781,609 | 343,205 | 191,706 | 608,036 |
| | 234,955 | 0 | 229,586 | 5,369 | 0 |

NOTE: ASHORE INCLUDES TEMPORARILY SHORE-BASED.

Early Separations for Reenlistment: Separations prior to expiration of term of service for purpose of immediate reenlistment, as provided under service regulations.

Enlisted Member: A person enlisted, enrolled, or conscripted into the military service.

Enlistment: (1) A voluntary entrance into military service under enlisted status, as distinguished from induction through Selective Service.

(2) A period of time, contractual or prescribed by law, which enlisted members serve between enrollment and discharge.

First Term Regular: Individual serving on an initial term of service in the regular component of a Service, including those with prior active in a nonregular component of the same Service (e.g., as a reservist or inductee). An individual serving on an initial term of service in the regular component of a Service who has less than 24 months of prior active duty with another Service will also be considered a first term regular.

Indirect Hire Civilians: Foreign nationals assigned to support U.S. forces through contracts or agreements with foreign governments (or agencies thereof). These personnel are employees of the foreign governments involved. All indirect hires support military functions.

Officer: A commissioned or warrant officer.

OTHER DEPARTMENT OF DEFENSE ORGANIZATIONS

*Office of the Secretary of Defense (OSD)

*Joint Chiefs of Staff (JCS)

*Inspector General of the Department of Defense

NOTE: *Organizations Served by OSD

GLOSSARY OF TERMS

Active Duty: Full-time duty in the active service of a uniformed service, including duty on the active list, full-time training duty, annual training duty, and attendance while in the active service, at a school designated as a service school by law or by the Secretary concerned.

Armed Forces of the United States: Includes the Army, Navy, Air Force, Marine Corps, and Coast Guard, and all components thereof.

Career Regular: Individual serving on active duty in the regular component for a second or subsequent term of service or on an extended tour for which a reenlistment bonus was paid. An individual serving on an initial term of service in the regular component of a Service with at least 24 months of prior active duty with another Service will be considered a career regular.

Civil Functions: Functions primarily associated with the Civil Works program of the Army Corps of Engineers. This program encompasses planning, programming, designing, constructing, and operating Federal water resource projects for navigation, flood control, hydroelectric power, water supply, recreation, and related activities. Civil Functions also includes cemeterial workers (Army) and several conservation management employees (Air Force).

Continental United States: Unless otherwise qualified, means the 48 contiguous states and the District of Columbia.

Direct Hire Civilians: Employees hired directly by an agency of DoD. Includes foreign nationals hired by DoD to support DoD activities in their home countries.

Reenlistment: Entry into active duty in the regular component of individuals with prior military service, either as regulars or as inductees of the same Service, either immediately or within 90 days after separation from a prior tour of active duty.

Reserve Components: The Army National Guard of the United States, Army Reserve, Naval Reserve, Marine Corps Reserve, Air National Guard of the United States, Air Force Reserve, and Coast Guard Reserve.

Separations, Eligible to Reenlist: Separations of individuals who, under current Service policies, are eligible (or available) for reenlistment in the regular components.

Service Academy Cadet or Midshipman: A person in training at one of the Service academies to become a commissioned officer.

Warrant Officer: A person who holds a commission or warrant in a warrant officer grade.

Department of Defense Agencies:

- *Defense Advanced Research Projects Agency (DARPA)
- **Defense Audiovisual Agency (DAVA)
- Defense Communications Agency (DCA)
- Defense Contract Audit Agency (DCAA)
- Defense Investigative Service (DIS)
- *Defense Legal Services Agency (DLSA)
- Defense Logistics Agency (DLA)
- Defense Mapping Agency (DMA)
- Defense Nuclear Agency (DNA)
- *Defense Security Assistance Agency (DSAA)
- *Strategic Defense Initiative Organization

Department of Defense Field Activities:

- *Armed Forces Information Service (AFIS)
- *Defense Information Services Activity (DISA)
- *Defense Medical Systems Support Center (DMSSC)
- *Defense Technology Security Administration (DTSA)
- *Department of Defense Dependents Schools (DODDS)
(Headquarters Only)
- *Office of Civilian Health and Medical Program
Office (OCHAMPUS)
- *Office of Economic Adjustment (OEA)
- *Washington Headquarters Services (WHS)

*U. S. Court of Military Appeals
Uniformed Services University of the Health Sciences (USUHS)

*NOTE: * Organizations Serviced by OSD*

*** Effective September 30, 1985, the Defense
Audiovisual Agency was disestablished.*

END

DTIC

8-86