AD-A165 698 DESIGN CALCULATIONS 81' MLW STRUCTURE EAST COAST AIR COMBAT MANEUVERING R..(U) CREST ENGINEERING INC TULSA OK SEP 76 27-771-94 N62477-76-C-0179 1/0

UNCLASSIFIED F/G 13/13 NL





MICROCOPY RESOLUTION TEST CHART

AD-165698

DESIGN CALCULATIONS

81' MLW STRUCTURE

COASTAL AREA COMBAT MANEUVERING RANGE

81-318-23

DISCLAIMER NOTICE

THIS DOCUMENT IS BEST QUALITY PRACTICABLE. THE COPY FURNISHED TO DTIC CONTAINED A SIGNIFICANT NUMBER OF PAGES WHICH DO NOT REPRODUCE LEGIBLY.

Unclassified
SECURITY CLASSIFICATION O

1a. REPORT SECURITY CLAS
Unclassified

AD-A165 698

CTIVE MARKINGS

2a. SECURITY CLASSIFICATION AUTHORITY

3. DISTRIBUTION AVAILABILITY OF REP.
Approved for public release; distribution is unlimited

2b. DECLASSIFICATION/DOWNGRADING SCHEDULE

4. PERFORMING ORGANIZATION REPORT NUMBER
Report No. 27-771-94

5. MONITORING ORGANIZATION REPORT #
FPO 7613

6a. NAME OF PERFORM. ORG. 6b. OFFICE SYM
Crest Engineering, Inc.

7a. NAME OF MONITORING ORGANIZATION
Ocean Engineering
& Construction
Project Office
CHESNAVFACENGCOM

6c. ADDRESS (City, State, and Zip Code)
Tulsa, OK

7b. ADDRESS (City, State, and Zip)
BLDG. 212, Washington Navy Yard
Washington, D.C. 20374-2121

8a. NAME OF FUNDING ORG. 8b. OFFICE SYM

9. PROCUREMENT INSTRUMENT INDENT #
Contract No. N62477-76-C-0179
Modification No. P0001

8c. ADDRESS (City, State & Zip)

10. SOURCE OF FUNDING NUMBERS

PROGRAM ELEMENT #	PROJECT #	TASK #	WORK UNIT ACCESS #

11. TITLE (Including Security Classification)
Design Calculations 81'MLW Structure East Coast Air Combat Maneuvering Range Offshore Kitty Hawk, North Carolina

12. PERSONAL AUTHOR(S)

13a. TYPE OF REPORT 13b. TIME COVERED FROM TO 14. DATE OF REP. (YYMMDD) 15. PAGES
76-09

16. SUPPLEMENTARY NOTATION

17. COSATI CODES

FIELD	GROUP	SUB-GROUP

18. SUBJECT TERMS (Continue on reverse if nec.)
Air Combat Maneuvering Range, Towers, Ocean construction

19. ABSTRACT (Continue on reverse if necessary & identify by block number)
This purpose of this report is to provide a document insuring the structural integrity of one of the four marine structures of the U.S. Navy East Coast Air Combat Maneuvering Range, offshore of Kitty Hawk, North Carolina. This structure is identified as Structure 1 at Site 1, resting in (Con't)

20. DISTRIBUTION/AVAILABILITY OF ABSTRACT
SAME AS RPT.

21. ABSTRACT SECURITY CLASSIFICATION

22a. NAME OF RESPONSIBLE INDIVIDUAL
Jacqueline B. Riley

22b. TELEPHONE
202-433-3881

22c. OFFICE SYMBOL

DD FORM 1473, 84MAR

SECURITY CLASSIFICATION OF THIS PAGE

BLOCK 19 (Con't)

approximately 81 feet of water.

This report (No. 27-771-94) is part of the documentation required by U.S. Government Contract No. N62477-76-C-0179, Modification No. P0001, let by the Naval Facilities Engineering Command, Department of the Navy, Chesapeake Division with Crest Engineering, Inc., Tulsa, Oklahoma.

100% Subm. Issue

DESIGN CALCULATIONS
81' MLW PLATFORM

EAST COAST AIR COMBAT MANEUVERING RANGE
OFFSHORE KITTY HAWK, NORTH CAROLINA
CONTRACT NO. N62477-76-C-0179
MODIFICATION NO. P0001

Report No. 27-771-94

Prepared for

NAVY FACILITIES ENGINEERING COMMAND
DEPARTMENT OF THE NAVY
CHESAPEAKE DIVISION

By

CREST ENGINEERING, INC.
TULSA, OKLAHOMA

September 1976

TABLE OF CONTENTS:

SECTION		TITLE	PAGE NO.
1.0		INTRODUCTION	
	1.1	Purpose of Document	1.01
	1.2	Description of Structure	1.02
	1.3	Design Criteria	1.07
	1.4	Design Assumptions	1.11
	1.5	Design Summary	1.13
2.0		STRUCTURAL DRAWINGS	
	2.1	Introduction	2.01
	2.2	Vicinity Plan	2.02
	2.3	Assembly Drawing	2.03
	2.4	Structural Drawings - Jacket	2.04
	2.5	Structural Drawings - Superstructure	2.12
3.0		STRUCTURAL IDEALIZATION	
	3.1	Introduction	3.01
	3.2	Sketches - Plans and Elevations	3.03
	3.3	Member Groups	3.21
	3.4	Member Incidences	3.21
	3.5	Foundation Input	3.25
	3.6	Joint Coordinates	3.26
	3.7	Group Properties	3.29
4.0		BASIC LOADS	
	4.1	Introduction	4.01
	4.2	Dead Loads	4.02
	4.3	Live Loads	4.03
	4.4	Wind Loads	4.04
	4.5	Wave Loads	4.05

Accesion For
NTIS CRA&I ☑
DTIC TAB ☐
Unannounced ☐
Justification .....
By .....
Distribution /
Availability Codes
Dist | Avail and/or Special
A-1 | 23

QUALITY INSPECTED 3

SECTION		TITLE	PAGE NO.
5.0		LOADING CONDITIONS	
	5.1	Introduction	5.01
	5.2	Loading Conditions	5.02
6.0		SPACE FRAME ANALYSIS	
	6.1	Introduction	6.01
	6.2	Maximum Member Stresses	6.02
	6.3	Maximum Member Forces	6.06
	6.4	Joint Deflections and Rotations	6.10
	6.5	Reactions	6.19
7.0		TUBULAR JOINT ANALYSIS	
	7.1	Introduction	7.01
	7.2	Joint Geometry - Primary Joints	7.03
	7.3	Punching Shear Analysis - Primary Joints	7.05
	7.4	Joint Geometry - Secondary Joints	7.24
	7.5	Punching Shear Analysis - Secondary Joints	7.28
8.0		PILE-JACKET CONNECTION	
	8.1	Introduction	8.01
	8.2	Jacket Loads at Connection	8.02
	8.3	Jacket to Shim	8.03
	8.4	Shim to Pile	8.03
	8.5	Shim Stress	8.04
	8.6	Jacket Leg Stress	8.04
9.0		PILE ANALYSIS	
	9.1	Introduction	9.01
	9.2	Pile Summary	9.02
	9.3	Pile Loads	9.03
	9.4	Pile Capacity Curve	9.04
	9.5	Pile Driving Resistance Curves	9.05
	9.6	Pile Schedule	9.08
	9.7	Soil Data - P-Y Curves	9.11

SECTION		TITLE	PAGE NO.
10.0		INSTALLATION ANALYSES	
	10.1	Introduction	10.01
	10.2	Mudling Pressure on Structure	10.02
	10.3	Lifting Eyes - Jacket	10.04
	10.4	Lift Analysis - Jacket	10.09
	10.5	Floatation Analysis	10.22
11.0		CORROSION PROTECTION	
	11.1	Introduction	11.01
	11.2	Design Data	11.02
	11.3	Submerged Zone	11.03
	11.4	Splash Zone	11.05
	11.5	Atmospheric Zone	11.06
12.0		MATERIAL LIST AND WEIGHT	
	12.1	Introduction	12.01
	12.2	Material Listing and Weight - Superstructure	12.02
	12.3	Material Listing and Weight - Jacket	12.05
	12.4	Material Listing and Weight - Boat Landing	12.08
	12.5	Material Listing and Weight - Boat Fenders	12.11
	12.6	Material Listing and Weight - Piling	12.13
APPENDIX A		ENGINEERING DATA	
	A.1	Environmental Data	
	A.2	Wave Profiles	
APPENDIX B		COMPUTER OUTPUT	
	B.1	SEALOAD - 50 Year Storm	
	B.2	STRAN - 50 Year Storm	
	B.3	SAPCHK - Primary Joints	
	B.4	SAPCHK - Secondary Joints	
	B.5	Lift Analysis	
	B.6	Material Listing	

SECTION 1.0

INTRODUCTION

1.1 PURPOSE OF REPORT

The purpose of this report is to provide a document insuring the structural integrity of one of the four marine structures of the U. S. Navy East Coast Air Combat Maneuvering Range, offshore of Kitty Hawk, North Carolina. This structure is identified as Structure 1 at Site 1, resting in approximately 81 feet of water.

This report (No. 27-771-94) is part of the documentation required by U.S. Government Contract No. N62477-76-C-0179, Modification No. P0001, let by the Naval Facilities Engineering Command, Department of the Navy, Chesapeake Division with Crest Engineering, Inc., Tulsa, Oklahoma.

1.2 DESCRIPTION OF STRUCTURE

1.2.A Purpose of Structure

This marine structure, at Site 1, is part of a series of structures comprising the U.S. Navy East Coast Air Combat Maneuvering Range. Their purpose is to provide a platform to support electronic instrumentation necessary for the proper functioning of the East Coast Air Combat Maneuvering Range.

The equipment on this structure includes:

1. Navigation and aircraft warning lights attached to the top of each of the three columns.

2. A signal horn attached to the underside of the Equipment Deck extending toward the sea.

3. A receiver-transmitter assembly attached to the Equipment Deck in the vicinity of the southwest corner.

4. A solar panel assembly attached to the cantilevered deck on the south side of the Equipment Deck.

5. A battery assembly fastened just north of the solar panel assembly.

6. One air-to-ground antenna attached in the center of the Upper Deck.

7. One ground-to-ground cylindrical antenna mounted on a vertical guide attached to the southwest column. The antenna is located at Elevation (+) 15'-0".

8. A hand-operated, two-ton marine winch located on the Equipment Deck in the Southeast corner.

1.2.B Location

The site for the East Coast Air Combat Maneuvering Range is approximately 26 miles offshore of Kitty Hawk, North Carolina.

Structure 1 will be erected within a half of a mile of coordinates 13, 051, 860 North by 1, 561,523 West (N35^{O} 56' 59", W75^{O} 15' 59") in 81 feet of water.

The structure will be oriented so that the side of the platform with the cantilevered solar panel deck will face due South. This places the boat landing on the northeast side of the structure, and locates the column with the ground-to-ground antenna nearest to shore.

1.2.C Structural Description

The marine structure consists of a three-pile jacket (template) with equilaterally spaced legs through which steel piles are driven into the seabed. The jacket is then secured to the piling by welding shim plates in the annulus between the jacket leg and piling at the top of the jacket legs. A superstructure consisting of an equipment deck and an upper deck is then attached to the piling above the top of the jacket. This tripod structure has the following features:

1. Upper Deck elevation is at (+) 75.0 feet above Mean Low Water to provide an adequate envelope for the hoist on the Equipment Deck.

2. Equipment Deck elevation is at (+) 60.0 feet above MLW to provide an air gap of 8.0 feet between the deck and the maximum crest of the 50 year storm.

3. To avoid any shadowing of the cells, a cantilevered deck is provided on the south side of the Equipment Deck to support the Solar Panel Assembly.

4. The only diagonal bracing framing the superstructure is between El. (+) 60.0 feet and El. (+) 45.0 feet.

5. The equilateral pile spacing at the pile cut-off El. (+) 16.5 feet is 29.0 feet from centerline to centerline.

6. The true jacket batter is 6 to 1 for each of the three legs.

7. Horizontal bracings for the jacket are located at El. (+) 12.0, El. (-) 13.0, El. (-) 47.0, and El. (-) 81.0. In addition to the perimeter bracings, secondary horizontal bracings connecting the mid-points of the perimeter bracings are located at each of the above elevations. Diagonal bracing connect the levels.

8. A boat landing is provided on the northeast side of the structure from El. (+) 9.0 to El. (-) 3.0.

9. Boat fenders are attached to the two jacket legs on the boat landing side of the structure to protect the structure from sustaining damage from large impacts of approaching boats. The fenders consist of rubber tires installed around a vertical concrete filled pipe from El. (+) 12.0 to El. (-) 7.5.

1.3 DESIGN CRITERIA

1.3.A Purpose of Structure

1. Wave Data - 50 year storm

MLW Depth	81.0 ft.
Storm Wave Height	60.3 ft.
Storm Wave Period	13.6 sec.
Maximum Storm Tide	4.0 ft.
Maximum Astronomical Tide	4.5 ft.
Extreme Surface Current	4.3 ft./sec.
Mudline Current	0.8 ft./sec.

2. Wind Data

Maximum Gust	174.0 mph
1 Minute Wind	145.0 mph
1 Hour Wind	114.0 mph

The approach of the storm wind and wave can be from any direction.

1.3.B Foundation Criteria

1. The basis for the foundation design is a McClelland report to Cubic Corporation entitled "Foundation Investigation East Coast ACMR Ocean Structures, Volume I". The soil information to be used in this analysis is one boring at Site 1 in the aforementioned report.

2. Due to the nature of the sea bottom and sea bottom currents, scouring of 5 feet below the mudline will be used in the piling design to develop the theorectical soil resistance to laterally applied loads.

1.3.C Live Loads

The design live loads will be:

Equipment Deck	150 psf
Top Deck	100 psf

The loads will be distributed uniformly over the entire deck areas.

1.3.D Material

All structural shapes or fabricated tubular goods are to be ASTM A-36 or equal except for the material used for the structure legs at the joint cans which is to be ASTM A-633, Grade A.

1.3.E Corrosion Protection

1. All portions of the platform above elevation (-) 4.0 feet will be painted.

2. All main structural members located within the splash zone will have an extra 1/2" of sacrificial steel added to their wall thickness. This can be in the form of extra wall thickness or a 1/2" steel plate wrap.

3. The portion of the platform below elevation (-) 4.0 feet will be protected by cathodic protection. This will be provided by sacrificial anodes having a theoretically expected life of twenty years.

1.3.F Pile-Jacket Connection

The platform is analyzed as if the annulus between the jacket and the piling is not grouted. Shim plates will be provided at each horizontal bracing level. Jacket to pile connection is made by welding at elevation (+) 16.5 feet.

1.3.G Design Standards

The criteria employed for determination of structural acceptability are specified by the following documents:

1. American Petroleum Institute (API):

   RP 2A Recommended Practice for Planning, Designing and Constructing Fixed Offshore Platforms; 7th Edition, January 1976.

   Spec. 2H Carbon Manganese Steel for Offshore Platform Tubular Joints; 1st Edition, January 1974; Supplement 1, January 1975.

2. American Institute of Steel Construction (AISC):

   Specification for the Design, Fabrication and Erection of Structural Steel for Buildings; February 12, 1969.

3. American Society for Testing and Materials (ASTM):

A36-75 Structural Steel

A633-75 Normalized High-Strength Low-Alloy Structural Steel.

4. American Welding Society (AWS):

D1.1-75 Structural Welding Code. (Rev. 1-76)

1.4 DESIGN ASSUMPTIONS

1.4.A Environmental Criteria

1. Wave Data

(a) Wave Coefficients

$C_D = 0.74$ $C_M = 1.34$

These wave coefficients are the wave coefficients used to generate Dean's Stream Function wave grid profile for a 3.0 ft. diameter pile. It is assumed that these wave coefficients are applicable to all tubular shapes in this structure.

(b) Wave-Current Coupling

The pressures indicated by Dean's Stream Function wave grid profile include the coupling of the wave forces with the current forces.

2. Wind Data

The structure is designed for the one minute wind superimposed on the 50 year storm wave.

1.4.B Equipment Loads

All equipment loads are included in the area live load. This is a valid assumption because no piece of equipment has a density to produce a load greater than 150 psf.

1.4.C Marine Growth

1. A 1.0" marine growth allowance on the radius is included on all primary jacket members from (+) 0.0 ft. to the mudline.

2. The effective diameter for the drag area produced by the marine growth is:

$$Deff = (Dact + 2.0") \quad (\frac{1.02}{0.74})$$

where $1.02 = C_d$ for medium barnacle fouling

0.74 = Assumed magnitude of Dean's C_d

1.5 DESIGN SUMMARY

1.5.A Environmental Forces:

Total wind and wave shear force (Maximum-Load Condition #1)	1,270 kips
Total overturning moment	102,454 ft.-kips

1.5.B Pile Axial Loads:

Maximum Compressive Load (Load Cond. #7 + Pile Weight below Mudline)	2,409 kips
Maximum Tensile Load (Load Cond. #8 + Live Load-Pile Weight below Mudline)	1,746 kips

1.5.C Structural Dimensions:

Piling

Outside Diameter	42 in.
Maximum Wall Thickness	2.00 in.
Minimum Wall Thickness	1.50 in.
Penetration Below Mudline	211 ft.

Jacket

Spacing at Mudline	57'-1 3/4"
Spacing at Work-Point Level	29.0 ft.
Height (Mudline to Work-Point)	97.5 ft.

Superstructure

Equipment Deck Area	556.0 ft.^{2}
Top Deck Area	364.0 ft.^{2}

1.5.D Structural Steel Weight

Item	Structure 1
Piling	772 kips
Superstructure	132 kips
Jacket	296 kips
Boat Landing	24 kips
Boat Fenders	14 kips
Anodes	11 kips
Total	1,249 kips

SECTION 2.0

STRUCTURAL DRAWINGS

2.1 INTRODUCTION

A few selected structural engineering drawings are included in this chapter for reference to the design calculations. The Introduction to each section in this report lists the appropriate drawings pertinent to that particular section. Reference then can be made to this section of the report for a reduced copy of the drawing.

The drawings comprising this section are as listed below:

3016263	Vicinity Plan	2.02
3016264	Assembly Drawing - 81 Ft. MLW Platform	2.03
3016265	Jacket - Elevations	2.04
3016266	Jacket - Plan at El. (+) 12'-0"	2.05
3016267	Jacket - Plan at El. (-)13'-0" & (-) 47'-0"	2.06
3016268	Jacket - Plan at El. (-) 81'-0"	2.07
3016270	Jacket - Pile Shims & Leg Connection	2.08
3016272	Jacket - Lift Eye Details	2.09
3016273	Jacket - Anode Details	2.10
3016277	Jacket - Pile Details, Platform 1	2.11
3016278	Superstructure - Elevations	2.12
3016279	Superstructure - Upper Deck Framing	2.13
3016280	Superstructure - Equipment Deck Framing	2.14

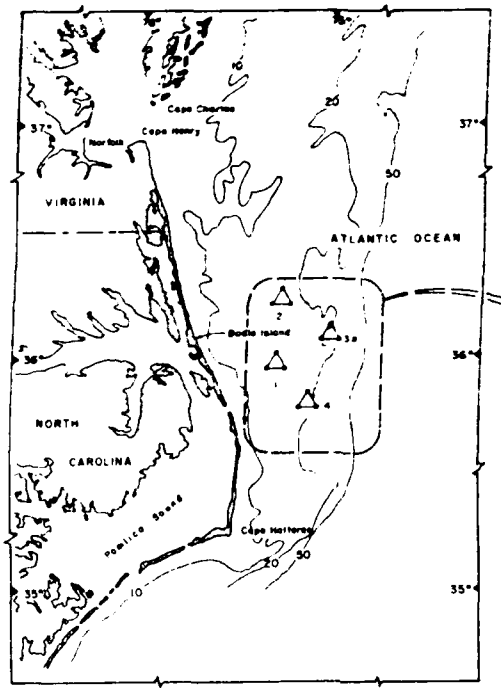

LEGEND

△ Structure location

— 20 — Water depth in fathoms

VICINITY MAP

0 5 10 20 30 miles

N36°00'00"

N35°56'59.336"
13,051,880

NOTE 1 THE LOCATIONS SHOWN ARE EXPRESSED IN LATITUDE AND LONGITUDE AND IN THE UNIVERSAL TRANSVERSE MERCATOR GRID SYSTEM (ZONE 18, CENTRAL MERIDIAN 75 DEGREES). THESE LOCATIONS WERE DETERMINED UTILIZING THE RAYDIST SURVEY SYSTEM BY OFFSHORE NAVIGATION, INC., OF HARAHAN, LOUISIANA UNDER CONTRACT TO McCLELLAND ENGINEERS OF NEW ORLEANS, LOUISIANA.

2 WITH REGARD TO WATER DEPTHS, INFORMATION AND DATA PERTINENT TO THE INSTALLATION SITES ARE PRESENTED FOR THE CONTRACTORS INFORMATION. IT IS THE RESPONSIBILITY OF THE CONTRACTOR TO VERIFY THE DATA AND IT IS TO BE EXPRESSLY UNDERSTOOD THAT THE GOVERNMENT WILL NOT BE RESPONSIBLE FOR ANY INTERPRETATION OR CONCLUSION DRAWN THEREFROM.

NO

MLW 81

REVISION					
ZONE	LET	DESCRIPTION	PREP'D BY	DATE	APPROVED

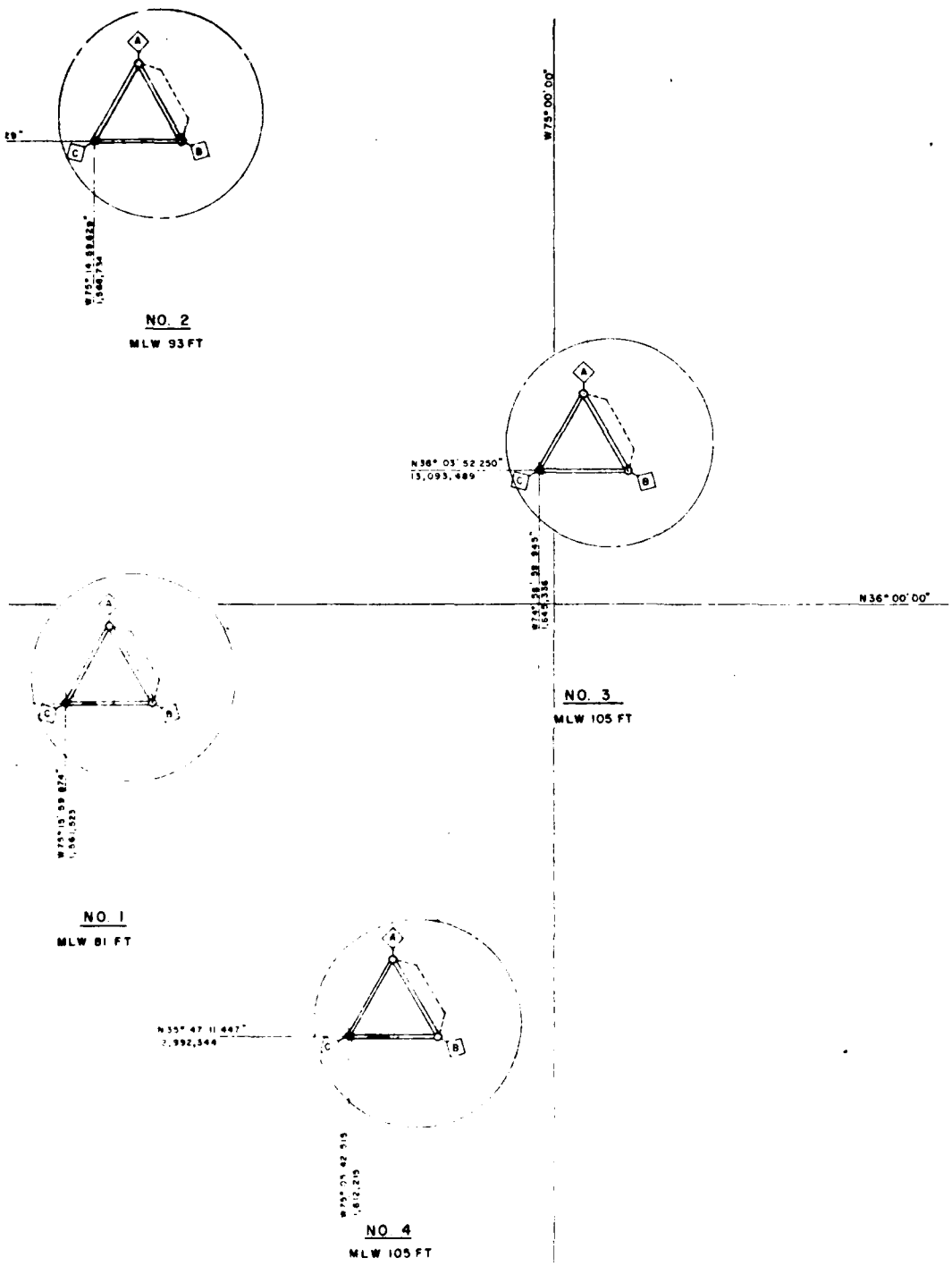

SCALES

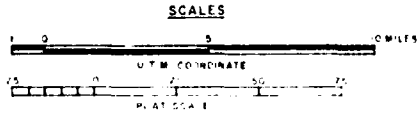

CREST ENGINEERING, INC TULSA, OKLAHOMA ARCHITECTS - ENGINEERS	DEPARTMENT OF THE NAVY NAVAL FACILITIES ENGINEERING COMMAND CHESAPEAKE DIVISION WASHINGTON, D.C.
DSGN SUBMITTED BY: T.T.E.	VICINITY PLAN
OCEAN ENGR & CONST PROJ OFF PROJ EIC REVD DIR ENGR & CES DIV	ACMR PLATFORMS EAST COAST USA
APPROVED HEAD PRO DATE	SIZE F · CE IDENT NO. 80091 · NAVFAC DRAWING NO. 3016263
APPROVED DATE	CONSTR CONTR NO.
EFD FOR COMMANDER NAVFAC	SCALE · SPEC · SHEET

282

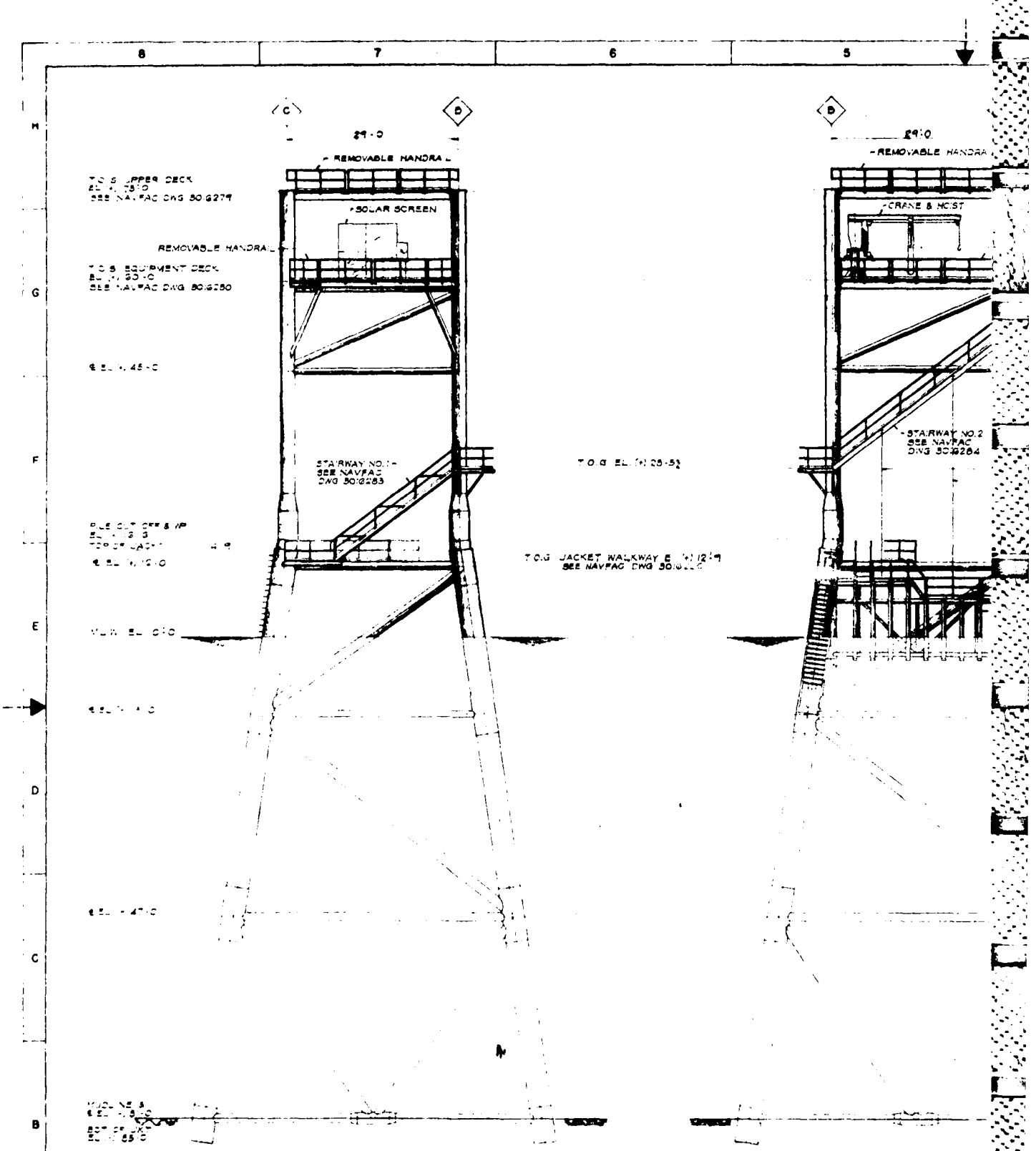

Reproduced from best available copy.

10X2.

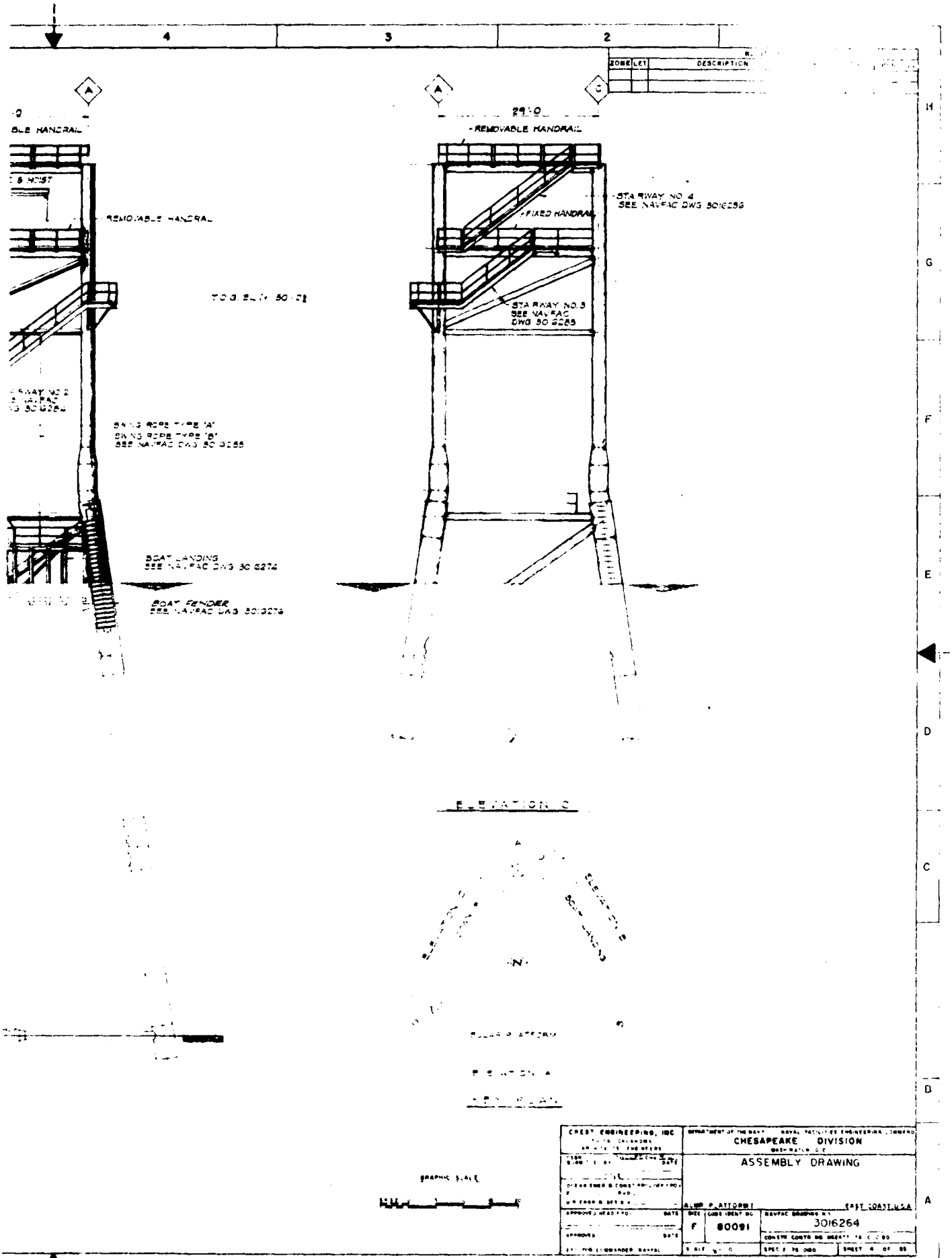

ZONE
LET
DESCRIPTION
29'-0
REMOVABLE HANDRAIL
REMOVABLE HANDRAIL
STAIRWAY NO. 4
SEE NAVFAC DWG 3016286
FIXED HANDRAIL
STAIRWAY NO. 3
SEE NAVFAC
DWG 30 6285
SWING ROPE TYPE 'A'
SWING ROPE TYPE 'B'
SEE NAVFAC DWG 30 6285
BOAT LANDING
SEE NAVFAC DWG 30 6274
BOAT FENDER
SEE NAVFAC DWG 3016276
ELEVATION C
ELEVATION A
KEY PLAN
GRAPHIC SCALE
CREST ENGINEERING, INC
DEPARTMENT OF THE NAVY
NAVAL FACILITIES ENGINEERING COMMAND
CHESAPEAKE DIVISION
ASSEMBLY DRAWING
ALMR PLATFORM
EAST COAST, U.S.A.
SIZE
F
CODE IDENT NO
80091
NAVFAC DRAWING NO
3016264
SHEET 4 OF 85

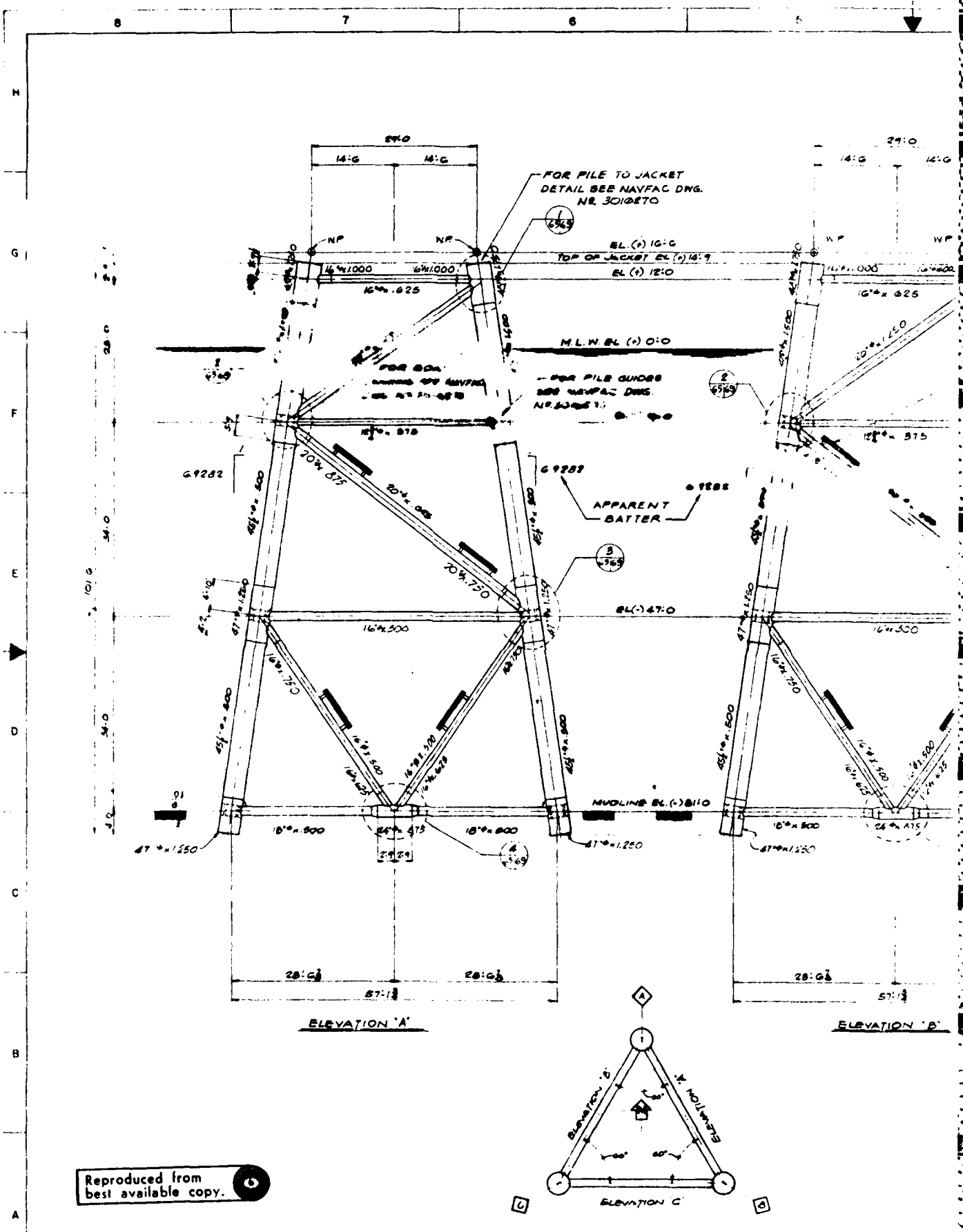

Reproduced from best available copy.

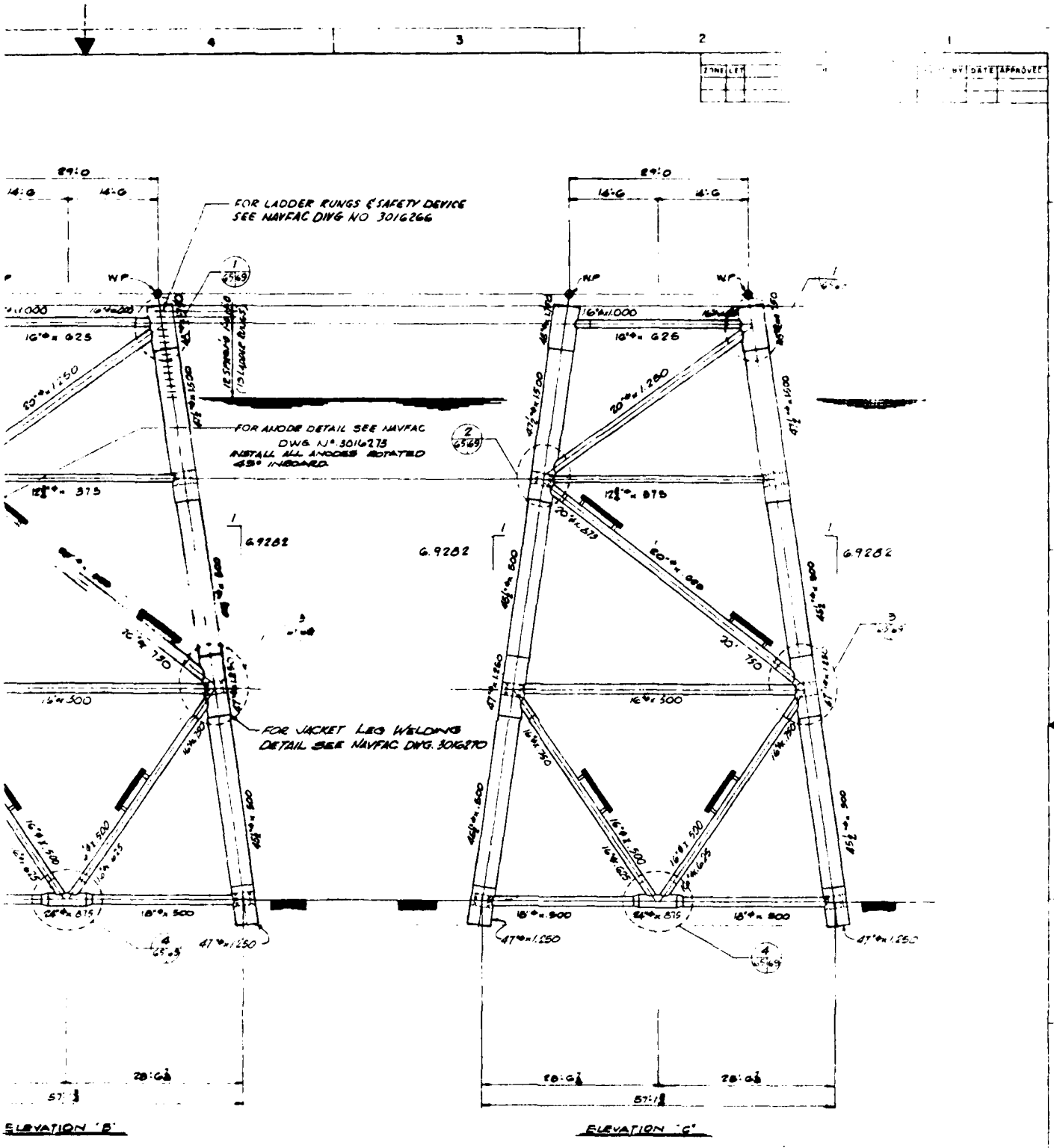

STUB ENDS OF BRACES TO BE A53 GRADE B OR API 5L GRADE B

ALL JOINT CANS TO BE ASTM A-633 GRADE A OR API 2H

GRAPHIC SCALE

1/8" = 1'-0"

CREST ENGINEERING, INC TULSA, OKLAHOMA ARCHITECTS ENGINEERS	DEPARTMENT OF THE NAVY NAVAL FACILITIES ENGINEERING COMMAND CHESAPEAKE DIVISION WASHINGTON, D.C.
DSGN DR CHK SUBMITTED BY DATE TITLE OCEAN ENGR & CONST PROJ OFF FPO EIC RVD DIR ENGR & DES DIV	JACKET ELEVATIONS ACMR PLATFORM I EAST COAST USA
APPROVED HEAD FPO DATE APPROVED DATE EFD FOR COMMANDER, NAVFAC	SIZE F · CODE IDENT NO 80091 · NAVFAC DRAWING NO 3016265 CONSTR CONTR NO SCALE 1/8" = 1'-0" · SHEET 8 OF 88

292

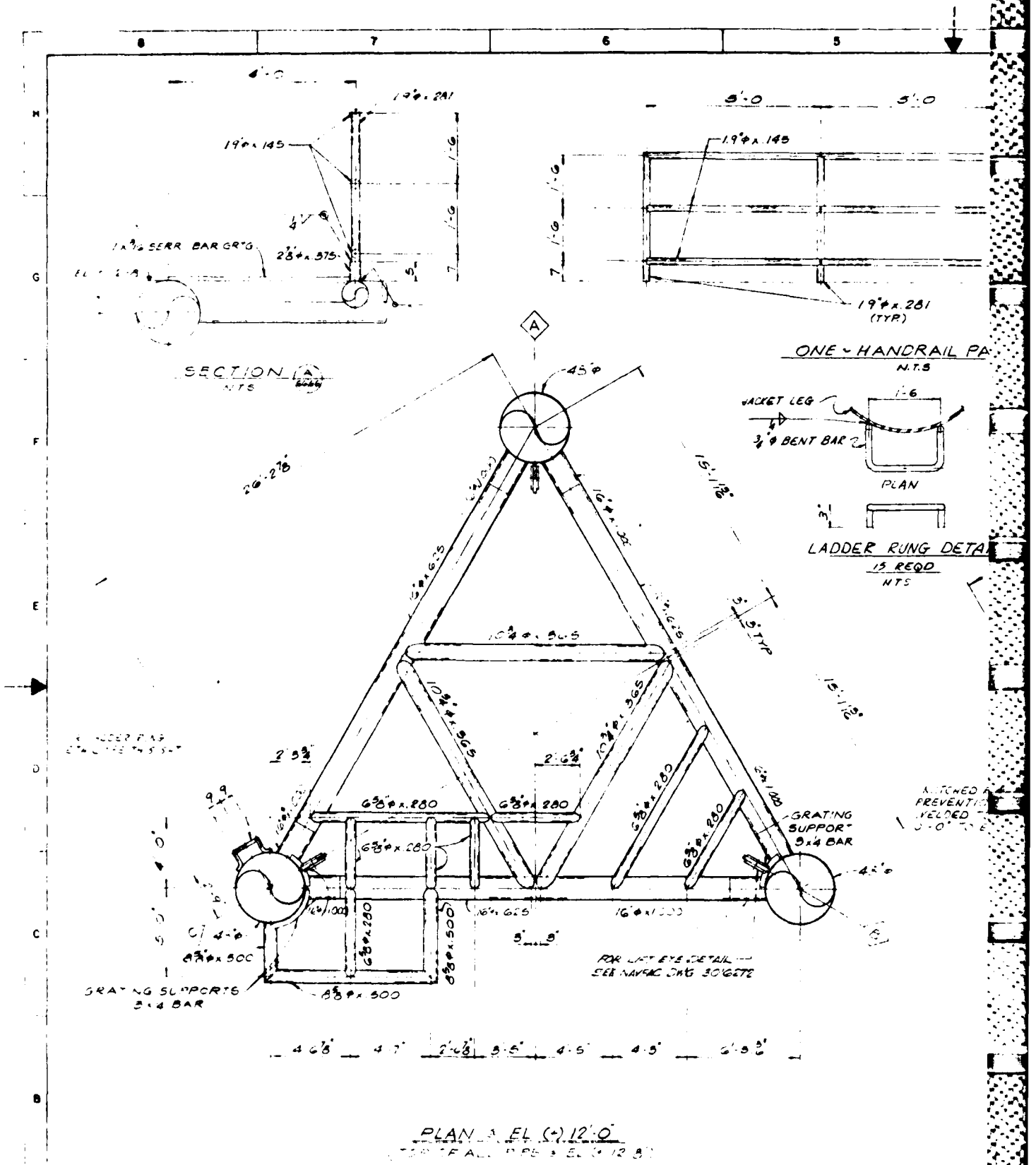

Reproduced from best available copy.

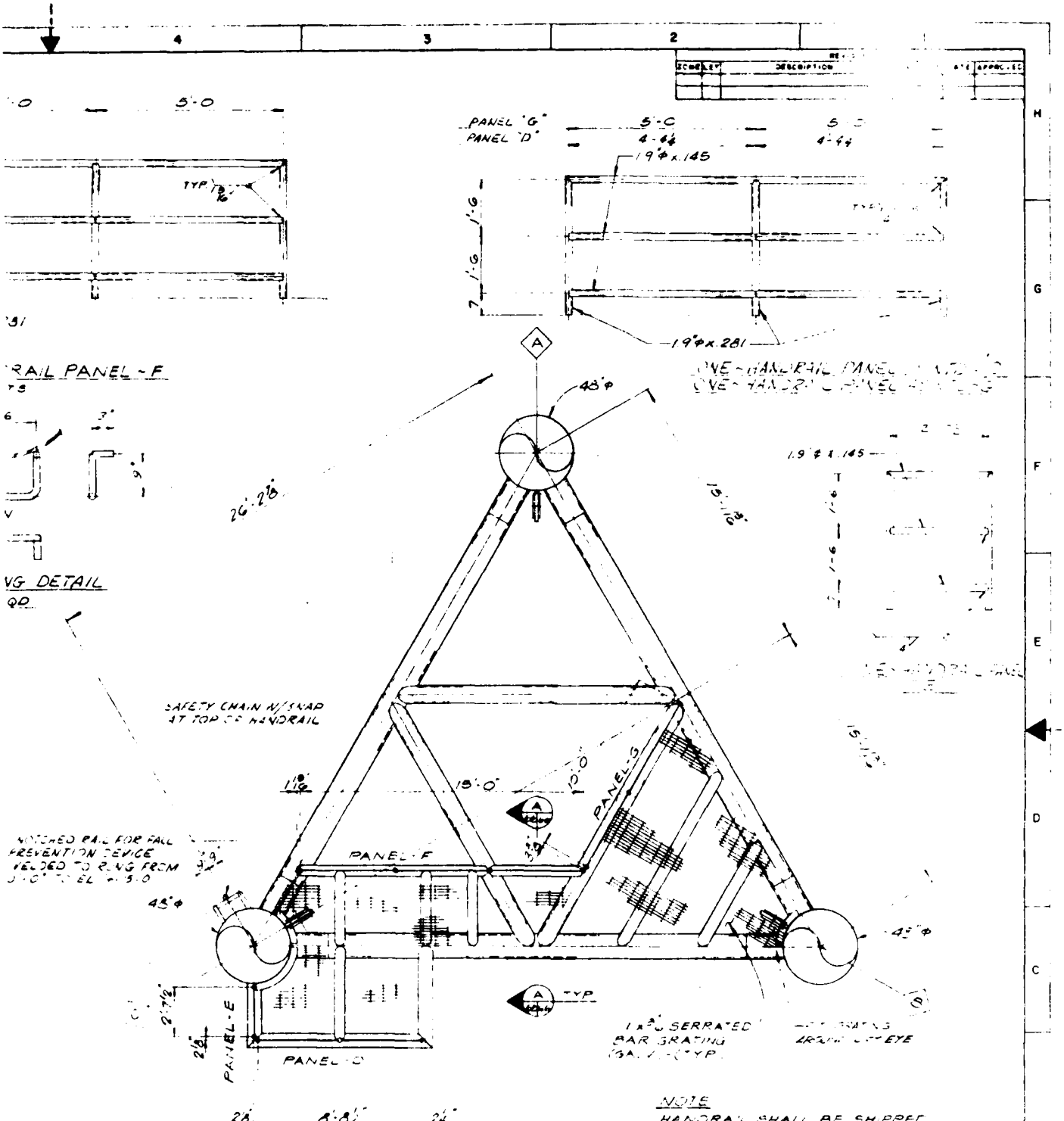

PLAN OF GRATING AND HANDRAIL @ (+) 12'-0"

(TOP OF GRATING EL +12'-9)

GRAPHIC SCALE

CREST ENGINEERING, INC TULSA OKLAHOMA ARCHITECTS ENGINEERS	DEPARTMENT OF THE NAVY NAVAL FACILITIES ENGINEERING COMMAND CHESAPEAKE DIVISION WASHINGTON, D.C.
	JACKET PLAN AT EL (+) 12'-0"
	ACMR PLATFORM I EAST COAST USA
	SIZE F · CODE IDENT NO 80091 · NAVFAC DRAWING NO 3016266

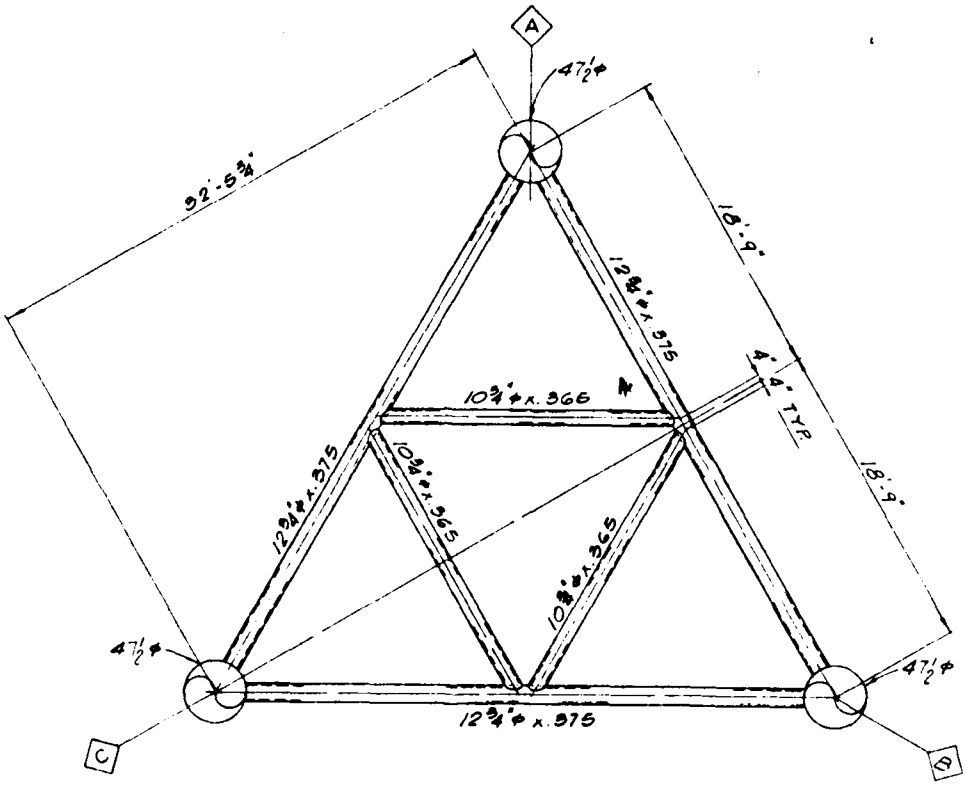

PLAN @ EL (-) 13'-0
(℄ OF PIPE)

Reproduced from
best available copy.

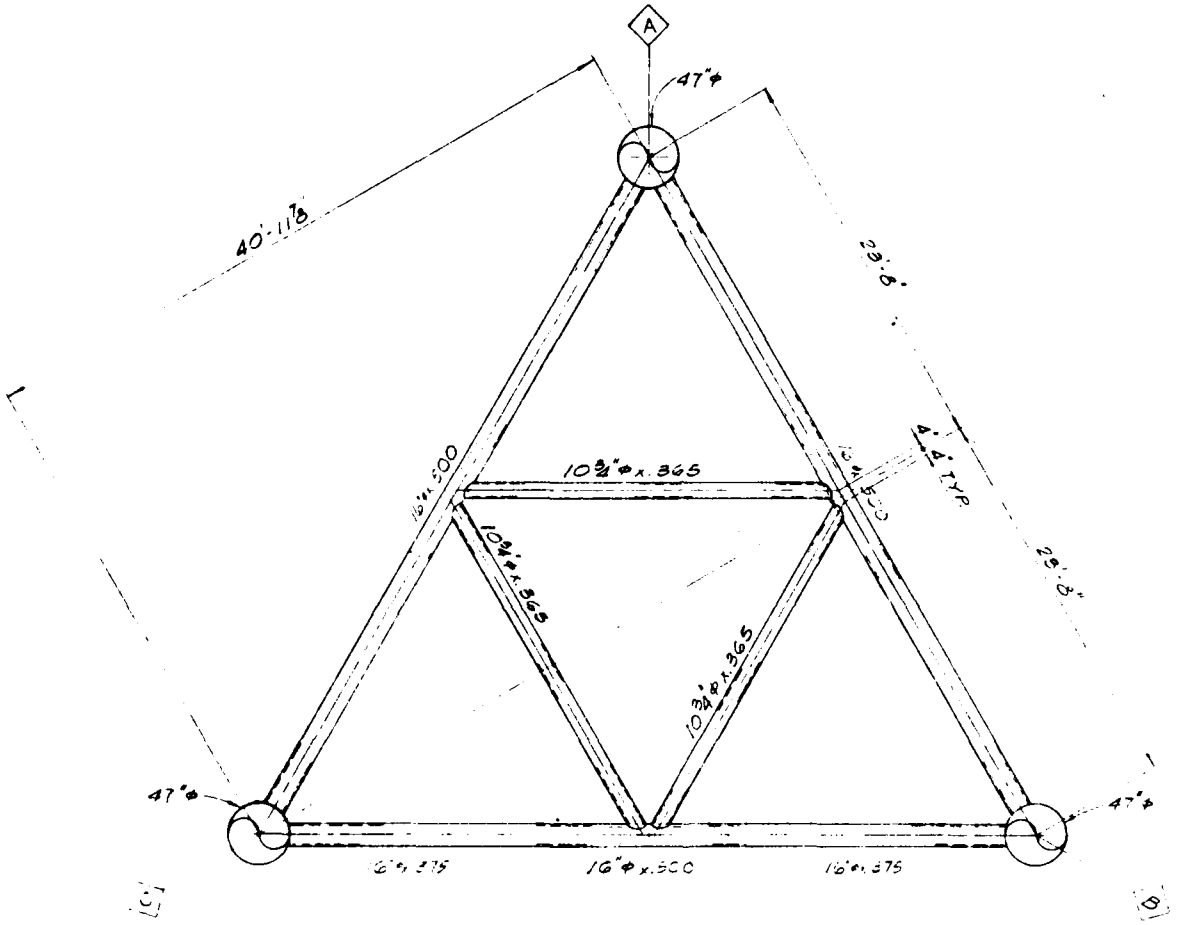

PLAN @ EL (-) 47'-0
(℄ OF PIPE)

GRAPHIC SCALE

1/4" = 1'-0"

CREST ENGINEERING, INC TULSA, OKLAHOMA ARCHITECTS ENGINEERS	DEPARTMENT OF THE NAVY NAVAL FACILITIES ENGINEERING COMMAND CHESAPEAKE DIVISION WASHINGTON D.C.
DSGN DR CHK SUBMITTED BY DATE TITLE	JACKET PLANS AT ELEV (-)13'-0" & (-)47'-0"
OCEAN ENGR & CONST PROJ OFF FPO E.L. RVD D.R. ENGR & DES DIV	ACMR PLATFORM 1 EAST COAST USA
APPROVED HEAD FPO 1 DATE	SIZE F · CODE IDENT NO 80091 · NAVFAC DRAWING NO 3016267
APPROVED DATE	CONSTR CONTR NO PRESENT TO
EFD FOR COMMANDER, NAVFAC	SCALE · SPEC · SHEET

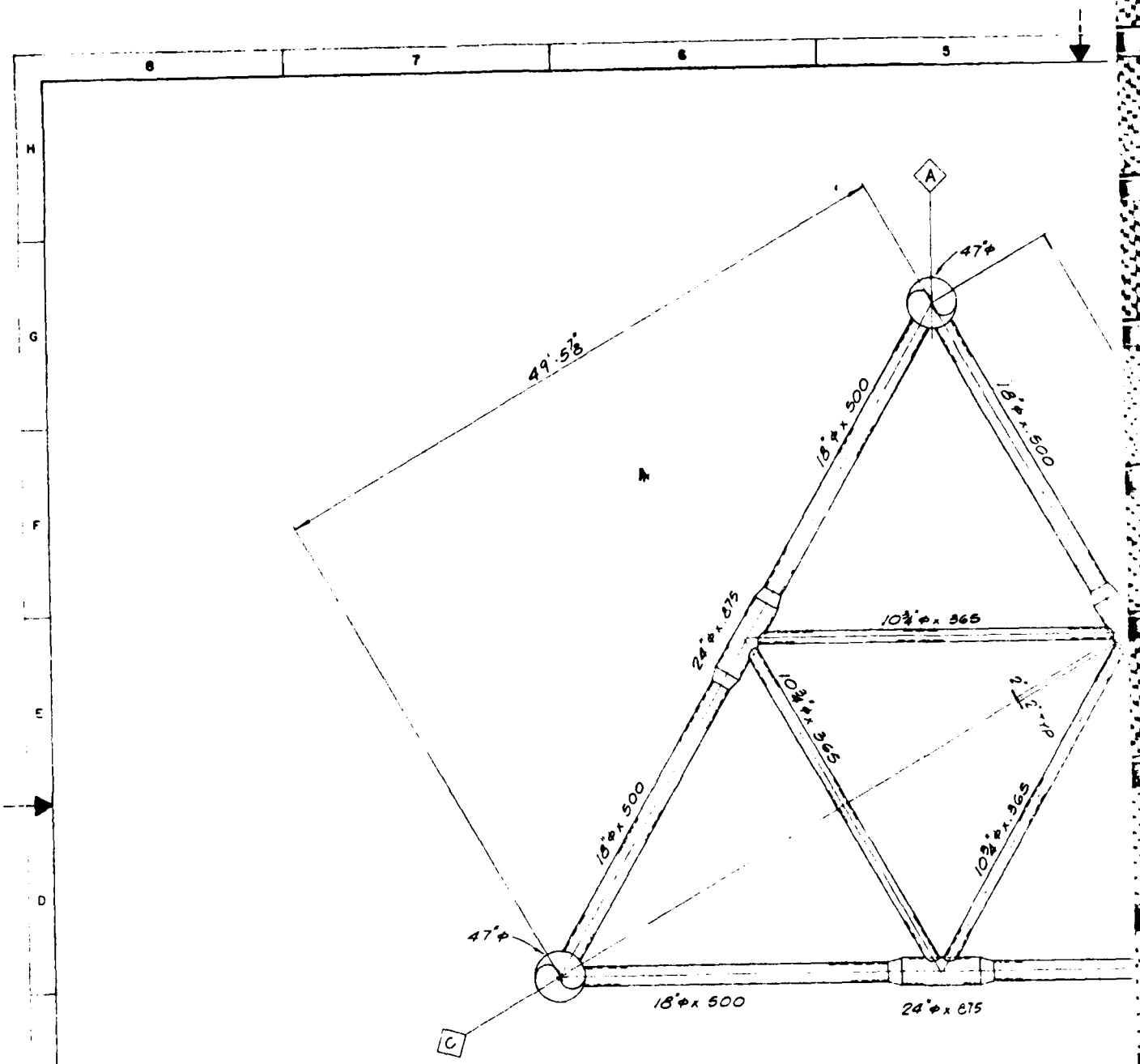

PLAN @ EL (-) 81'-0
(1 OF 2 PIPE)

Reproduced from best available copy.

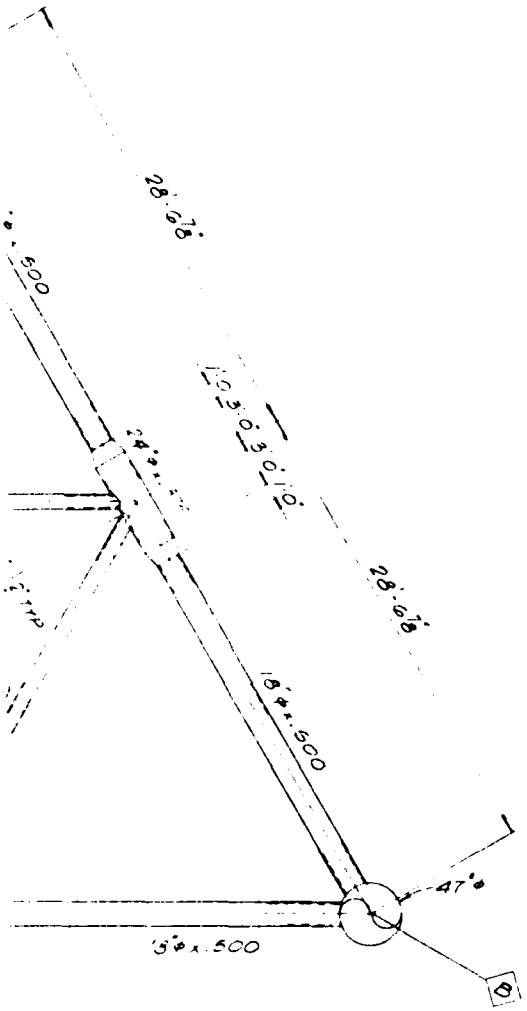

GRAPHIC SCALE

1/4" = 1'-0"

CREST ENGINEERING, INC TULSA, OKLAHOMA ARCHITECTS ENGINEERS	DEPARTMENT OF THE NAVY NAVAL FACILITIES ENGINEERING COMMAND CHESAPEAKE DIVISION WASHINGTON, D.C.
SUBMITTED BY DATE TITLE	JACKET PLAN AT ELEV (-)81'-0"
OCEAN ENGR & CONST PROJ OFFICER EIC DIR ENGR & DES DIV	ACMR PLATFORM EAST COAST U.S.A.
APPROVED HEAD PROJ DATE APPROVED DATE EFC FOR COMMANDER, NAVFAC	SIZE F IDENT NO 80091 NAVFAC DRAWING NO 3016268 CONSTR CONTR NO SCALE 1/4" = 1'-0" SHEET

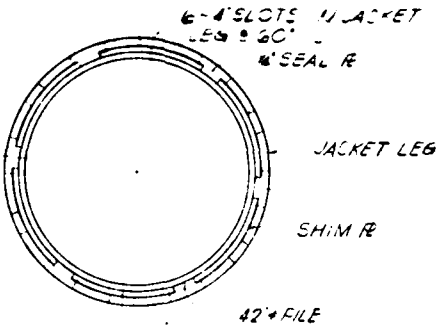

NOTE

1 DO NOT STOP PILE WITH CIRCUMFERENCIAL WELD IN SHIM AREA
2 ERECTOR TO USE SHIELDED CUTTING TORCH TO AVOID DAMAGE TO LEGS
3 ORIENT SLOTS TO AVOID LIFTING EYES
4 CONTRACTOR SHALL FURNISH INSTALLATION CONTRACTOR WITH A WRITTEN METHOD STATEMENT FOR TOP OF PILE FIELD CUT

CONTRACTOR TO FURNISH FOLLOWING SHIMS
- PL 1⅛ x 16⅜ x 2'-7" SHIMS TO BE ROLLED AND [illegible] TO MAINTAIN
- PL 1⅜ x 16⅜ x 2'-7" TOLERANCES SHOWN

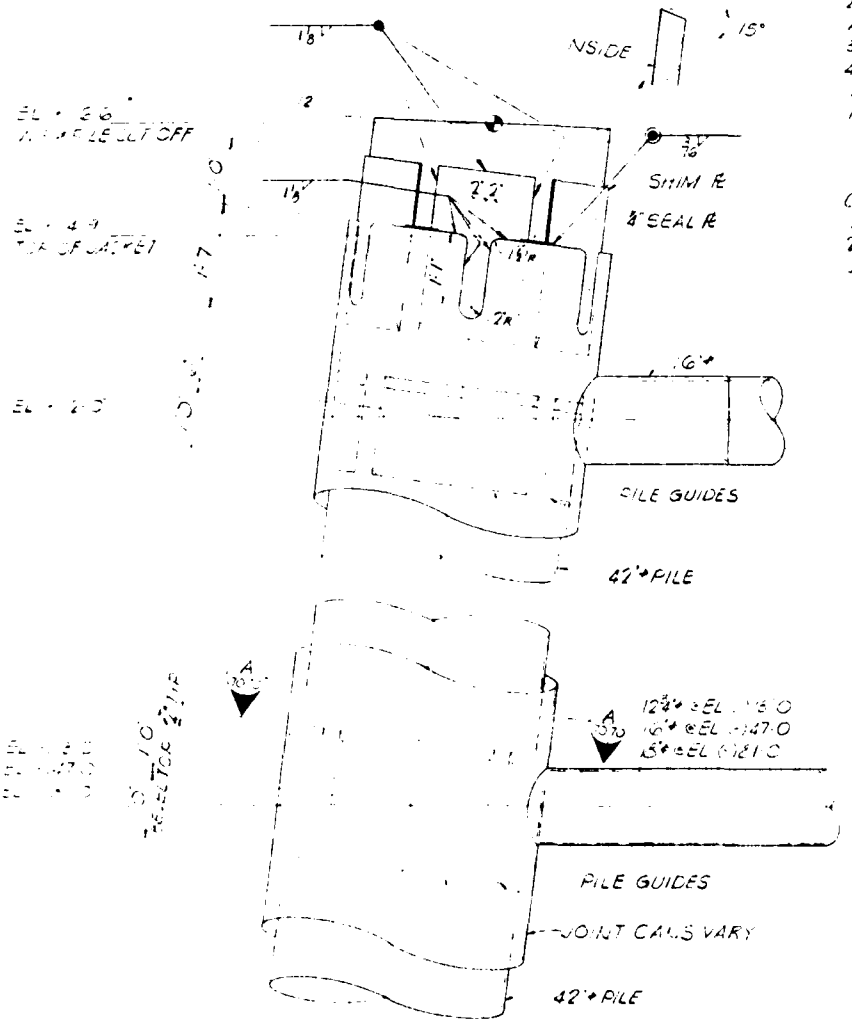

ELEVATION OF LEG
(PILE TO LEG CONNECTION, PILE GUIDE DETAILS)

Reproduced from best available copy.

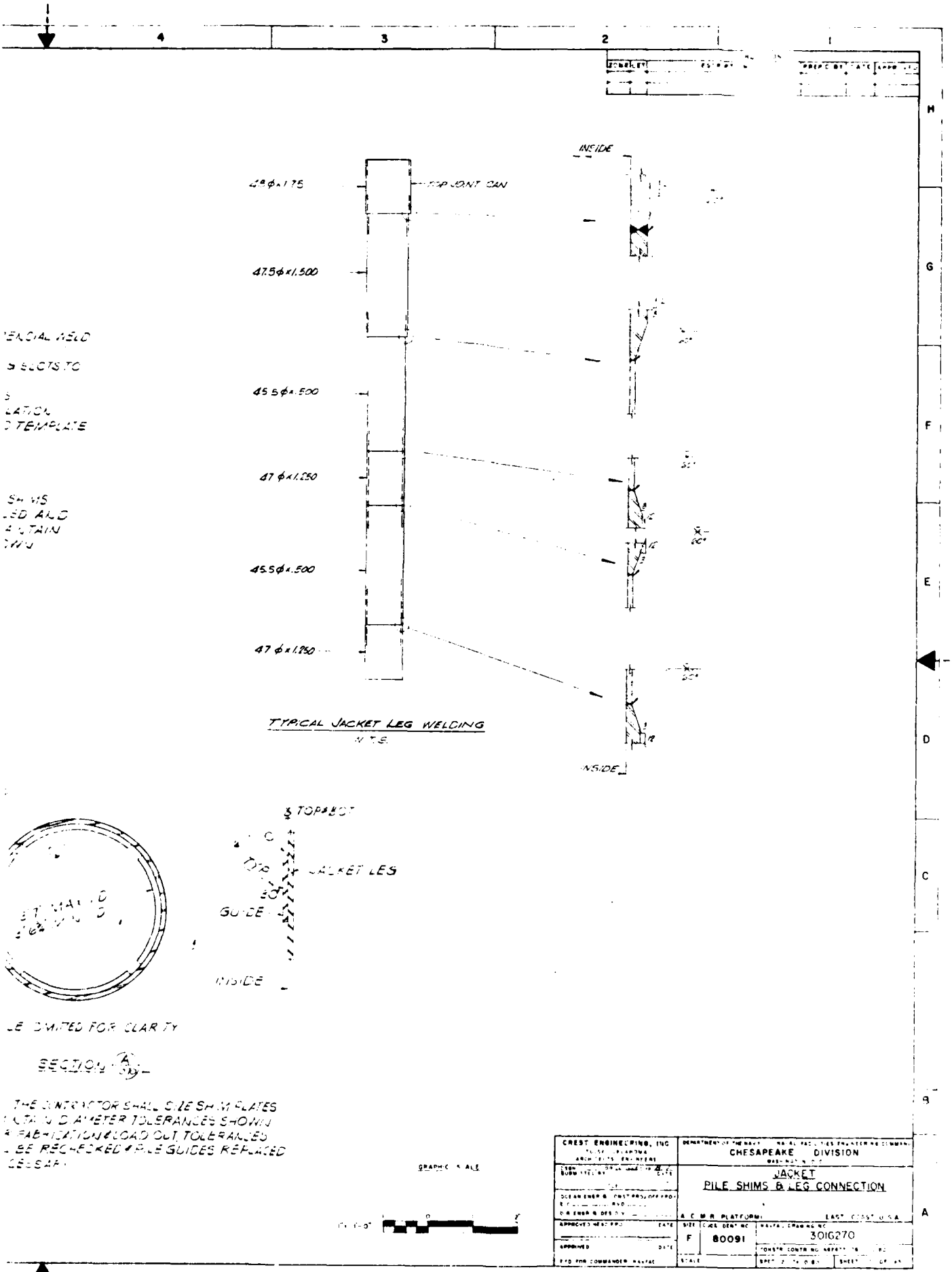

INSIDE
48 ϕ x 1.75
TOP JOINT CAN
47.5 ϕ x 1.500
45.5 ϕ x .500
47 ϕ x 1.250
45.5 ϕ x .500
47 ϕ x 1.250
INSIDE
TYPICAL JACKET LEG WELDING
N.T.S.
TOP & BOT
JACKET LEG
GUIDE
INSIDE
SECTION
THE CONTRACTOR SHALL SIZE SHIM PLATES
DIAMETER TOLERANCES SHOWN
FABRICATION & LOAD OUT TOLERANCES
BE RECHECKED & PILE GUIDES REPLACED
GRAPHIC SCALE
CREST ENGINEERING, INC
CHESAPEAKE DIVISION
JACKET
PILE SHIMS & LEG CONNECTION
A C M R PLATFORM
EAST COAST U.S.A.
F
80091
3016270

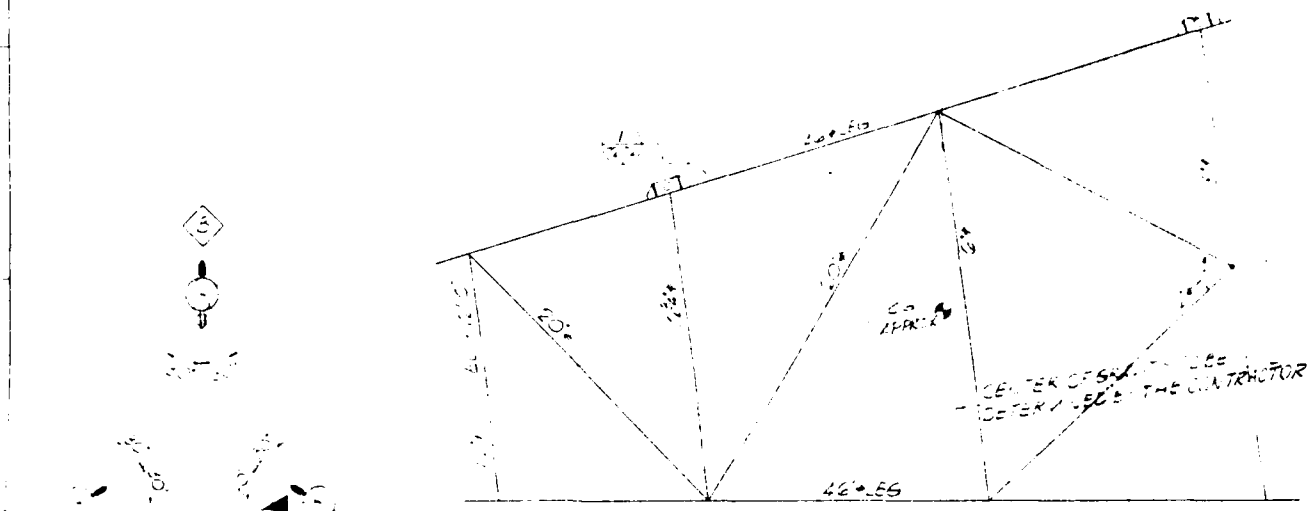

ELEVATION OF JACKET ON BARGE

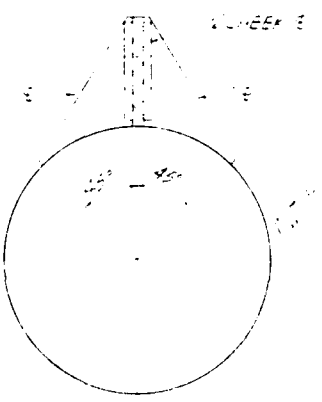

SECTION

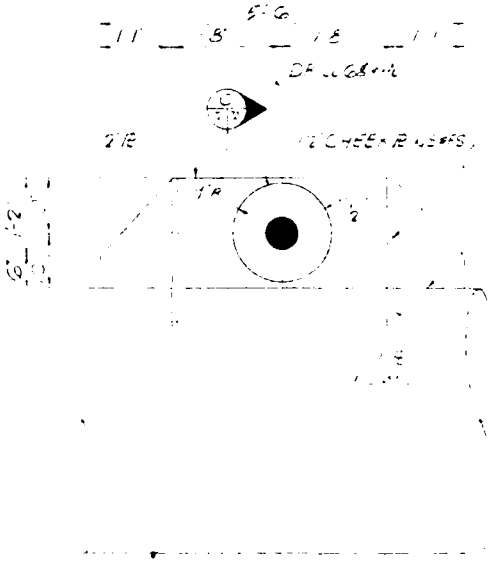

DETAIL

Reproduced from best available copy.

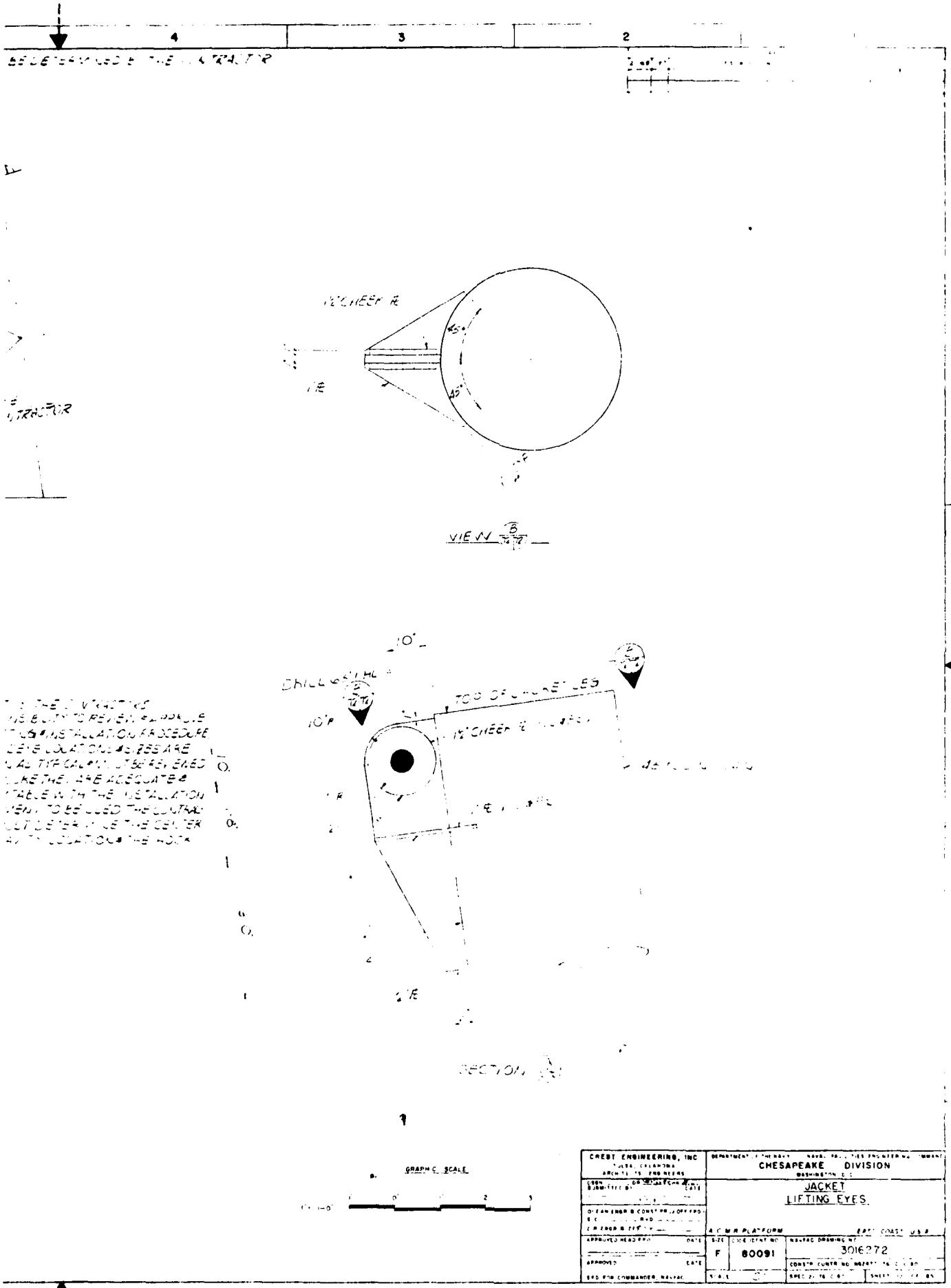

VIEW B
SECTION
GRAPHIC SCALE
CREST ENGINEERING, INC
CHESAPEAKE DIVISION
JACKET
LIFTING EYES
A.C.M.R. PLATFORM
F
80091
3016272

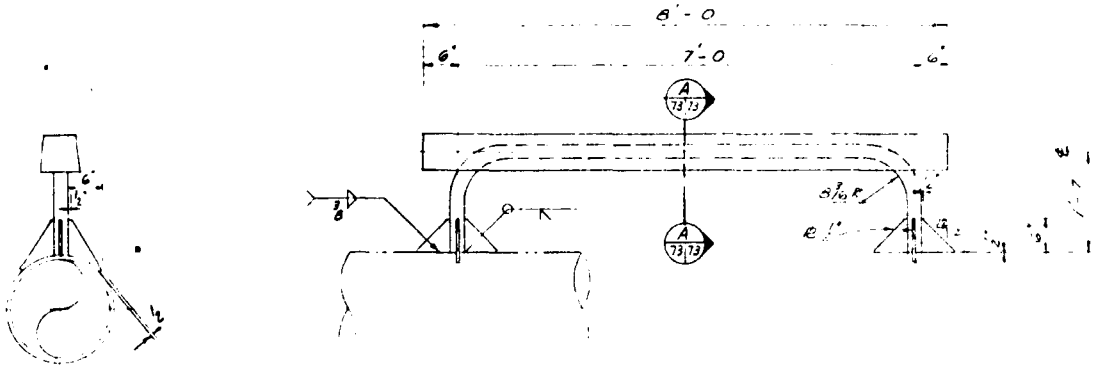

ANODE DETAIL

SCALE: 1" = 1'-0"

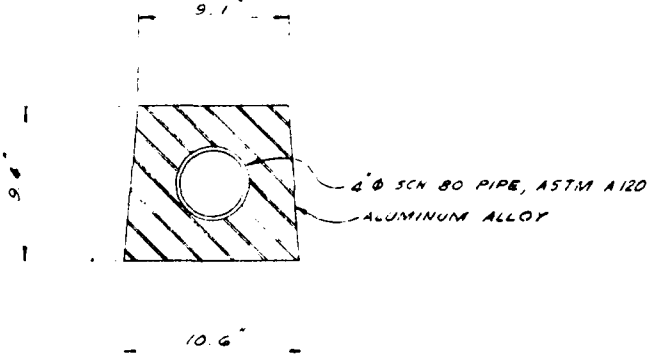

SECTION A 73/73

SCALE 3" = 1'-0

ANODE WEIGHT LESS EACH

ALUMINUM ALLOY	CORE	TOTAL ANODE
725	120	845

ANODE SCHEDULE

LOCATION	NO REQD
FACE A - B	4
FACE B - C	4
FACE A - C	4
TOTAL NO	12

Reproduced from best available copy.

4 3 2

H G F E D C B A

GRAPHIC SCALES

1" = 1'-0"

CREST ENGINEERING, INC
TULSA, OKLAHOMA
ARCHITECTS - ENGINEERS

DEPARTMENT OF THE NAVY NAVAL FACILITIES ENGINEERING COMMAND
CHESAPEAKE DIVISION
WASHINGTON D.C.

JACKET
ANODE DETAILS

A.C.M.R. PLATFORM I EAST COAST U.S.A.

SIZE F | CODE IDENT NO 80091 | NAVFAC DRAWING NO 30:6273

SCALE

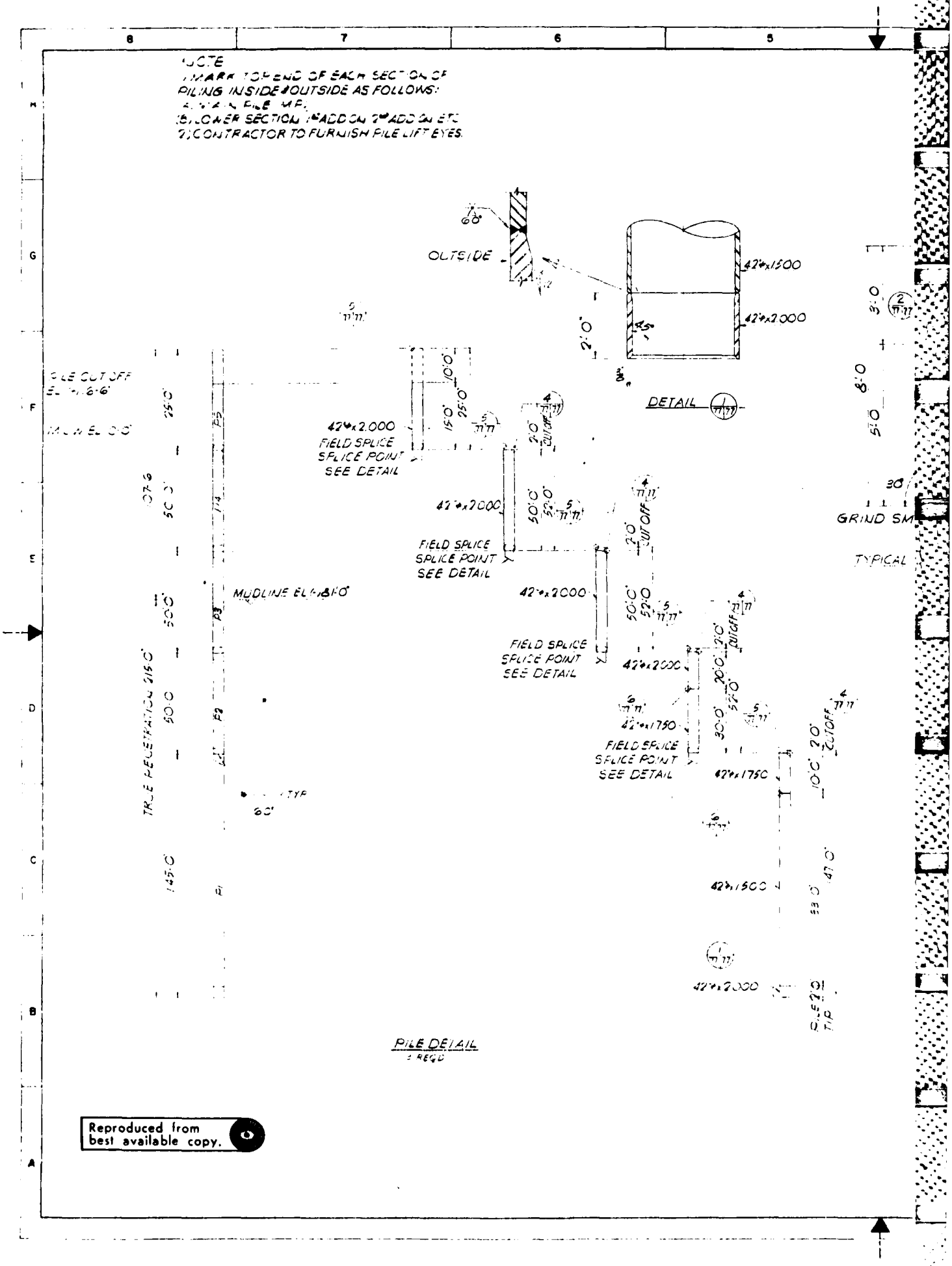

Reproduced from best available copy.

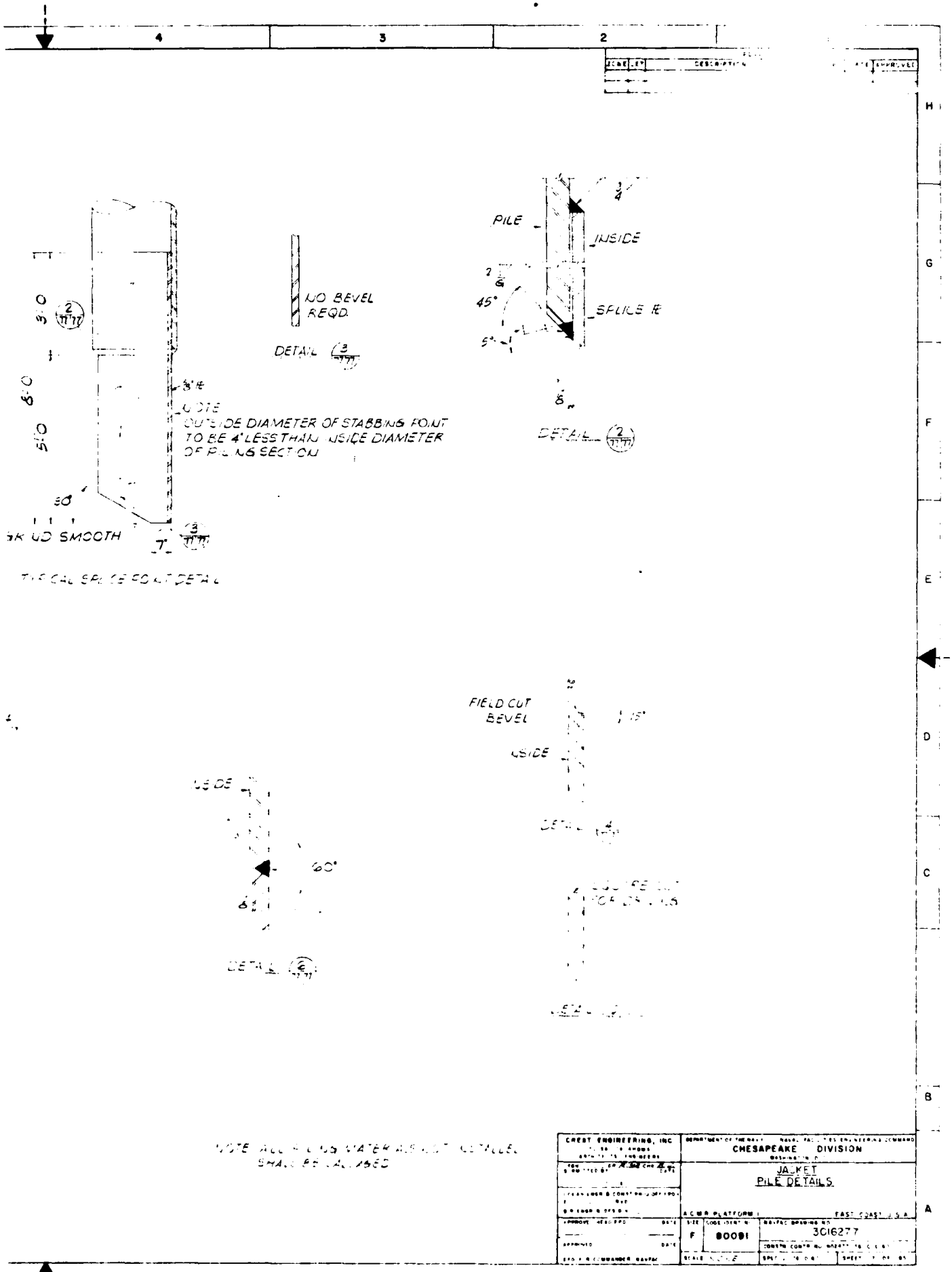

PILE
INSIDE
SPLICE PL
45°
5°
DETAIL
NO BEVEL REQD.
DETAIL
NOTE
OUTSIDE DIAMETER OF STABBING POINT TO BE 4" LESS THAN INSIDE DIAMETER OF PILING SECTION
3'-0
8'-0
5'-0
30°
GR UD SMOOTH
TYPICAL SPLICE POINT DETAIL
FIELD CUT BEVEL
INSIDE
DETAIL
INSIDE
60°
DETAIL
NOTE ALL PILING MATERIALS NOT INSTALLED SHALL BE SALVAGED
CREST ENGINEERING, INC
DEPARTMENT OF THE NAVY
CHESAPEAKE DIVISION
JACKET
PILE DETAILS
A.C.M.R. PLATFORM
EAST COAST U.S.A.
SIZE
F
80091
NAVFAC DRAWING NO.
3016277
SCALE

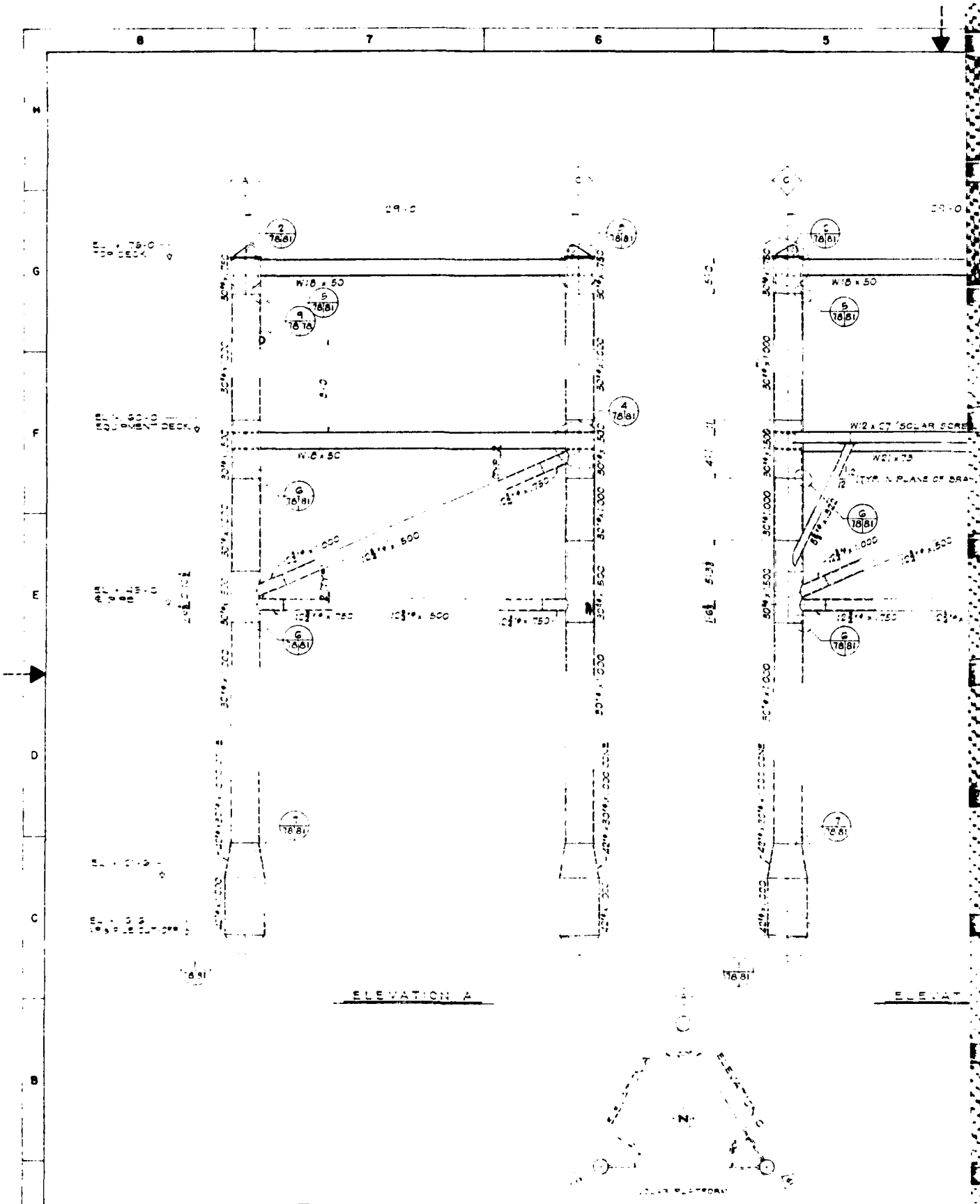

Reproduced from best available copy.

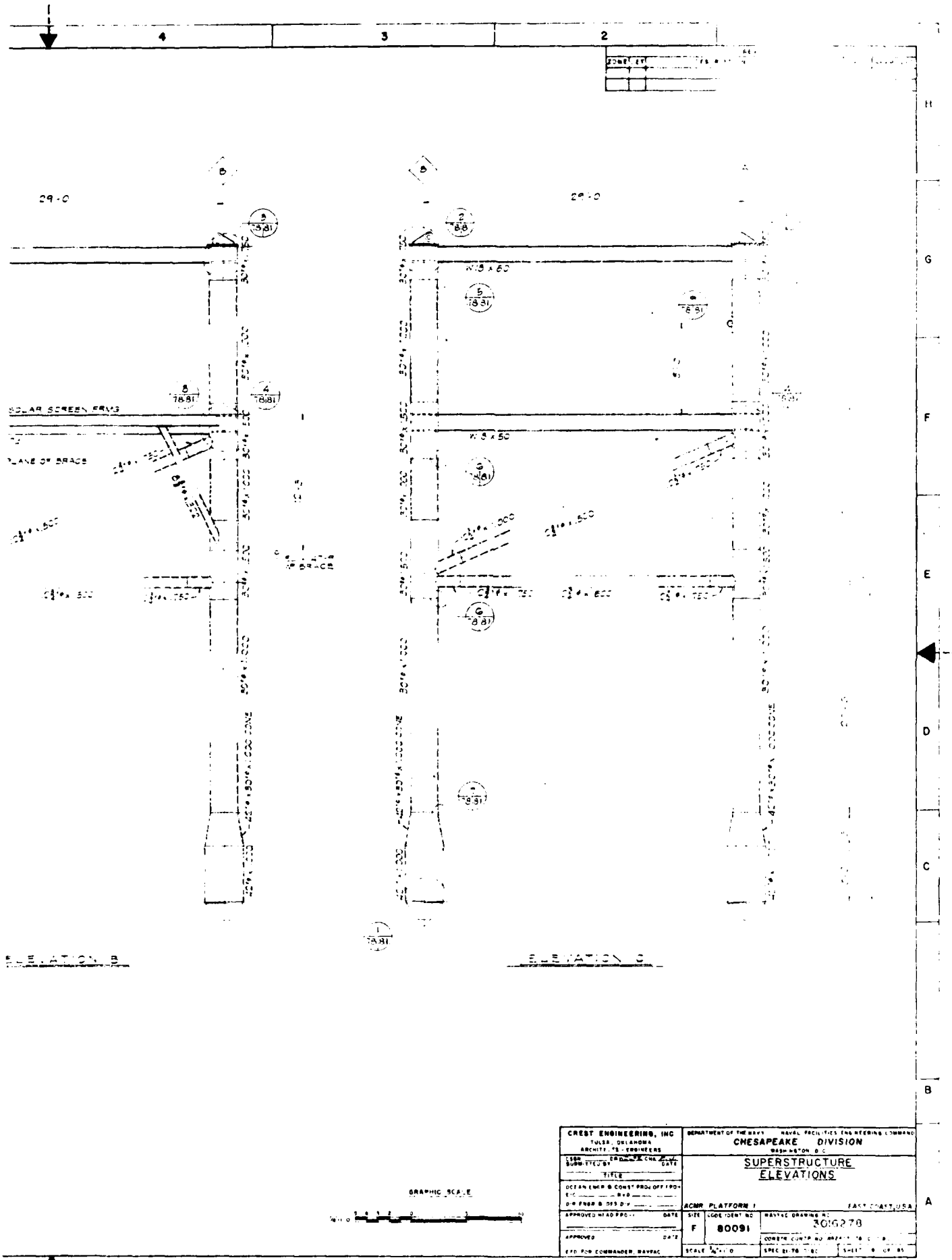

4
3
2
29'-0
29'-0
SOLAR SCREEN FRMG
PLANE OF BRACE
W 13 x 60
W 8 x 50
ELEVATION B
ELEVATION C
GRAPHIC SCALE
CREST ENGINEERING, INC
TULSA, OKLAHOMA
ARCHITECTS - ENGINEERS
DEPARTMENT OF THE NAVY NAVAL FACILITIES ENGINEERING COMMAND
CHESAPEAKE DIVISION
WASHINGTON, D.C.
SUPERSTRUCTURE
ELEVATIONS
ACMR PLATFORM 1
EAST COAST, USA
SIZE
F
CODE IDENT NO
80091
NAVFAC DRAWING NO
3016278
SCALE
SHEET

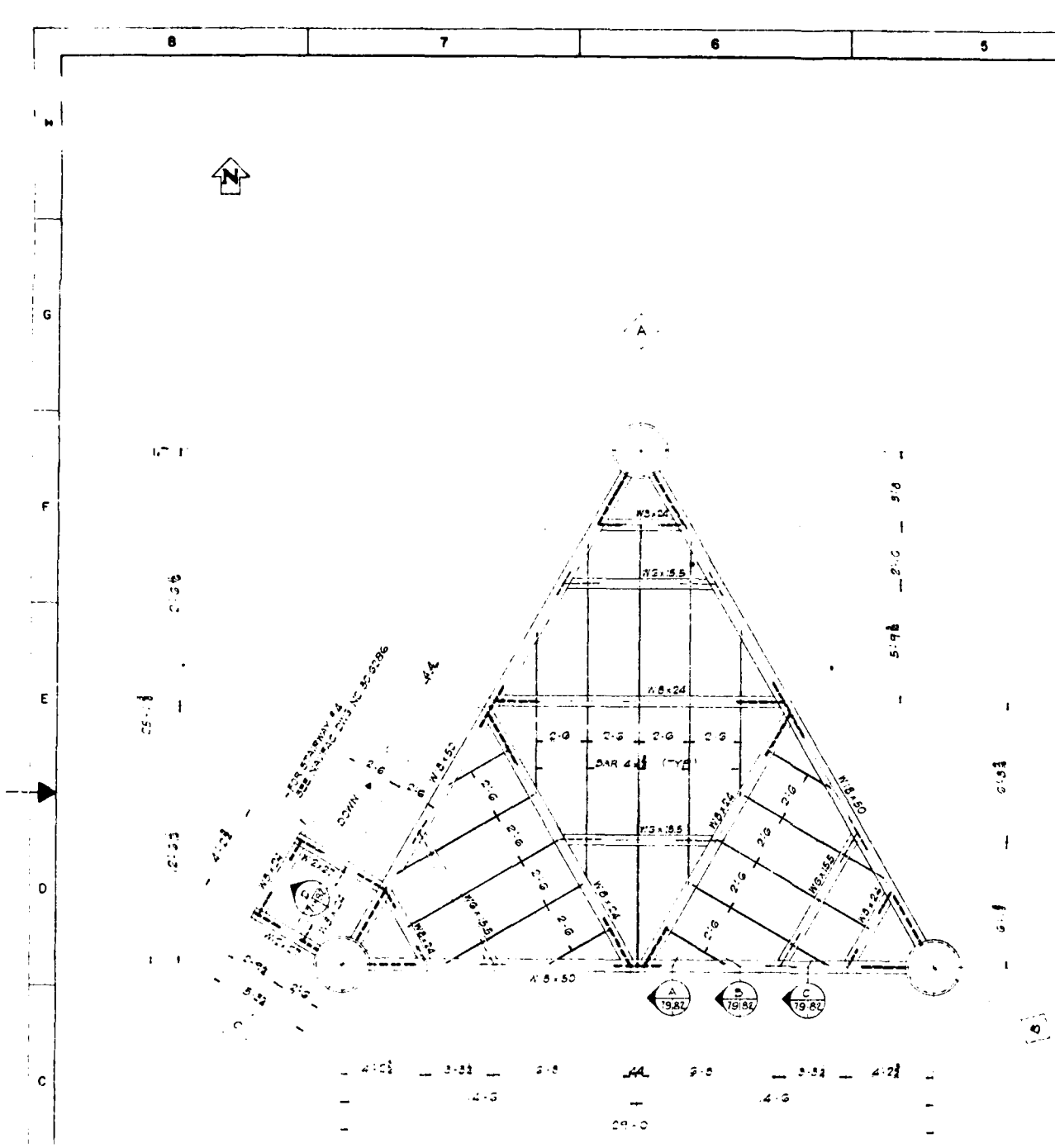
8
7
6
5
N
G
F
E
D
C
B
A
W8x24
W8x50
W8x24
W8x24
W8x24
W8x50
W8x24
W8x24
W8x24

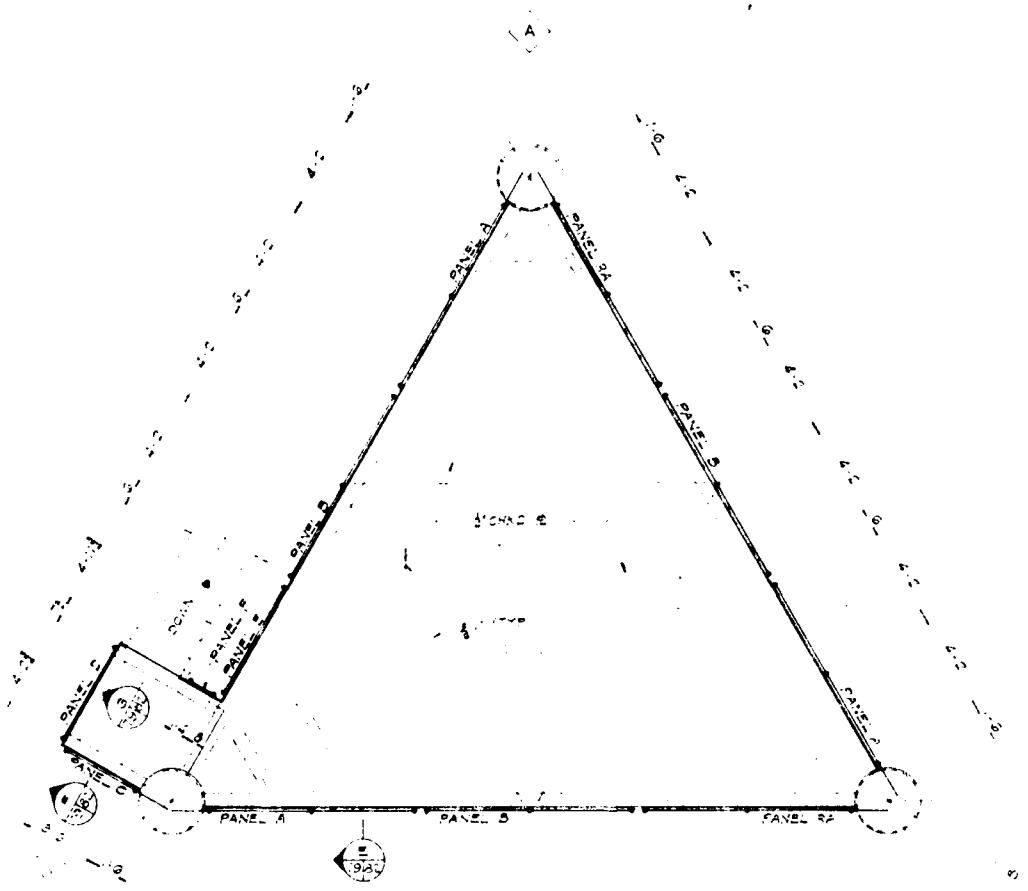

FOR HR PANEL DETAILS SEE NAVFAC DWG. NO. 3016282

UPPER DECK PLATE & H. R. LAYOUT

TOP OF STEEL EL. [illegible]

GRAPHIC SCALE

CREST ENGINEERING, INC TULSA, OKLAHOMA ARCHITECTS - ENGINEERS	DEPARTMENT OF THE NAVY NAVAL FACILITIES ENGINEERING COMMAND CHESAPEAKE DIVISION WASHINGTON, D.C.
CSGN SUBMITTED BY DATE TITLE	SUPERSTRUCTURE UPPER DECK FRMG & DECK PLATE & H R LAYOUT
OCEAN ENGR & CONST PROJ OFF FPO-1 EIC RVD CIR ENGR & DES DIV	ACMR PLATFORM 1 EAST COAST U.S.A.
APPROVED HEAD FPO-1 DATE	SIZE F · CODE IDENT NO 80091 · NAVFAC DRAWING NO 3016279
APPROVED DATE	CONSTR CONTR NO [illegible]
EFD FOR COMMANDER, NAVFAC	SCALE [illegible] · SPEC [illegible] · SHEET [illegible]

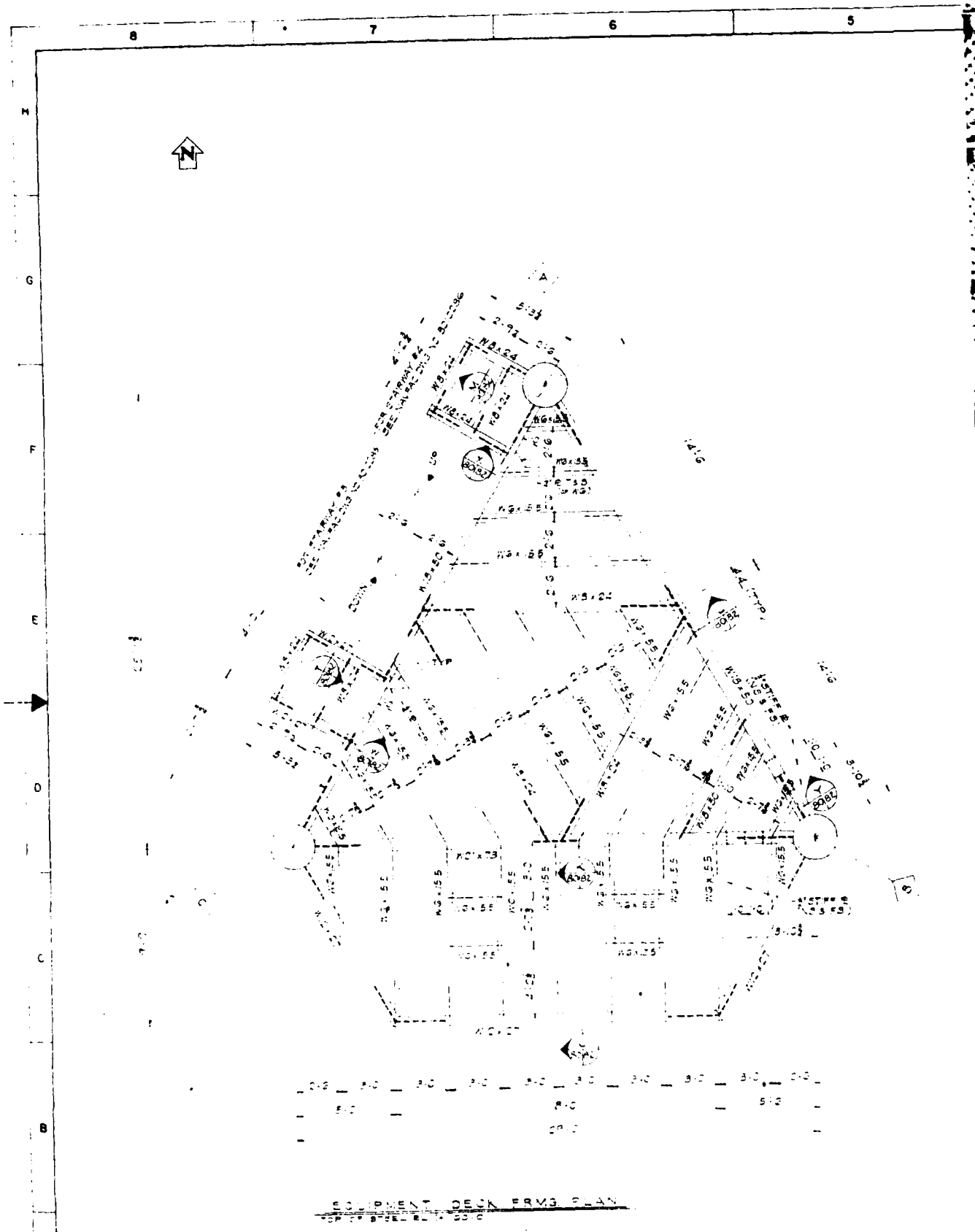

Reproduced from best available copy.

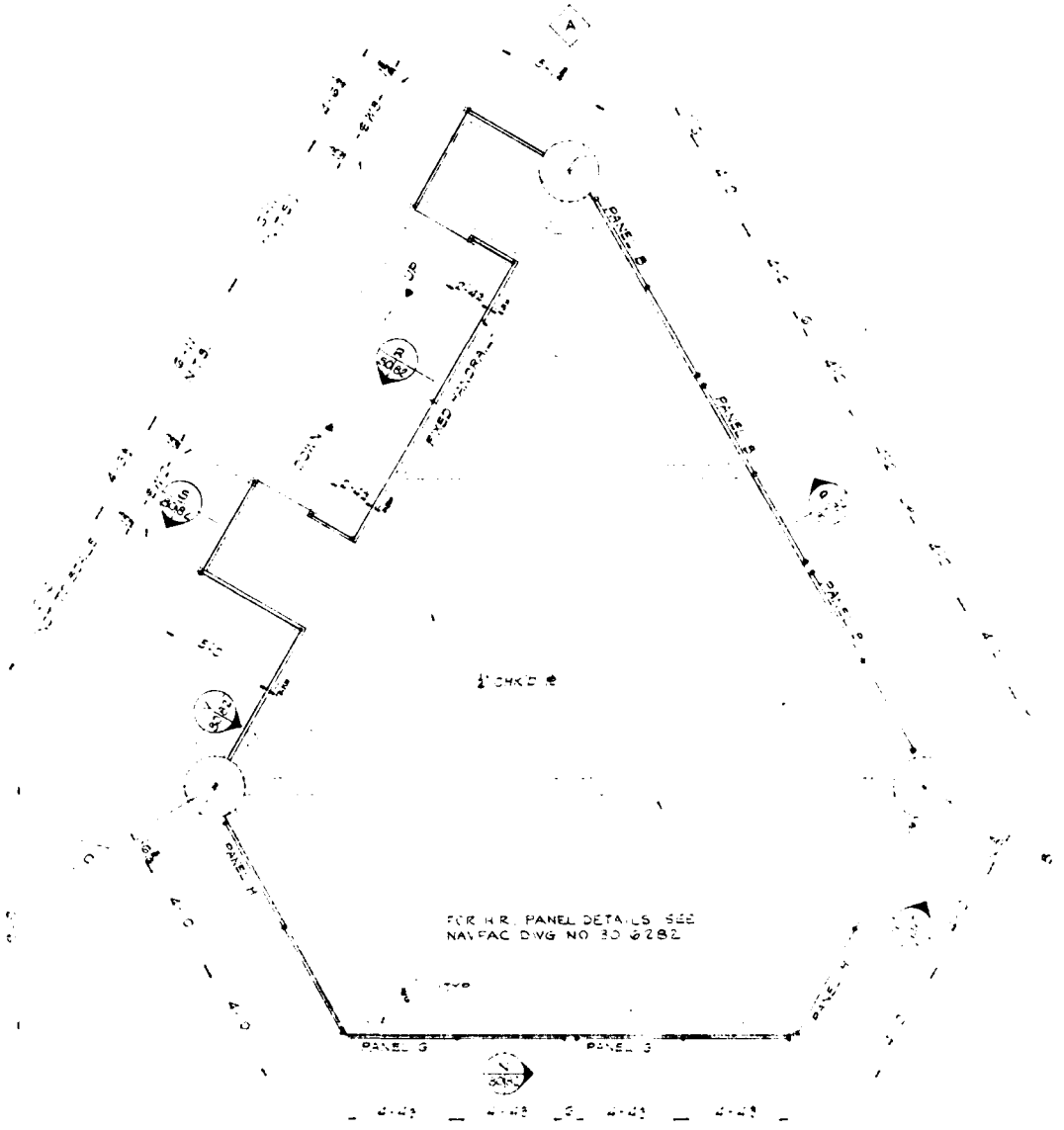

EQUIPMENT DECK PLATE & H.R. LAYOUT

TOP OF STEEL EL. 1 30'-0

GRAPHIC SCALE

CREST ENGINEERING, INC TULSA, OKLAHOMA ARCHITECTS ENGINEERS	DEPARTMENT OF THE NAVY NAVAL FACILITIES ENGINEERING COMMAND CHESAPEAKE DIVISION WASHINGTON D.C.
DRAWN BY / CHK / DATE SUBMITTED BY / DATE	SUPERSTRUCTURE EQUIPMENT DECK FRMG & DECK PLATE & H.R. LAYOUT
OCEAN ENGR & CONST PROJ OFF FPO RVD DIR ENGR & DES DIV	ACMR PLATFORM 1 EAST COAST, U.S.A.
APPROVED HEAD PROJ DATE	SIZE F · CODE IDENT NO 80091 · NAVFAC DRAWING NO 3016280
APPROVED DATE	CONSTR CONTR NO N62477-76
FFD FOR COMMANDER NAVFAC	SCALE 1/8" = 1'-0" · SPEC 2 FB C 80 · SHEET 2 OF 81

SECTION 3.0

STRUCTURAL IDEALIZATION

3.1 INTRODUCTION

This section presents the mathematical structural model used for the analysis of the 81 feet MLW structure.

The structure is modeled as a space frame. Joint coordinates and member incidences are generated, as illustrated in Section 3.2, to obtain an efficient computer model. The model is then used in the SEALOAD program to generate the wave loads applied to the structure during the 50 year storm. Finally, the model is used in the STRAN, program with the wave loadings produced by SEALOAD to analyze the structure for the 50 year storm.

To fully represent the jacket's structural behavior, dummy members are used to simulate the pile-jacket interaction. These members are modeled so that only shears perpendicular to the piling are transferred between the jacket and the piling.

The pile-soil interaction is considered in STRAN through the Coupled Interaction Analysis feature. This achieves convergence between the boundary conditions of the nonlinear pile foundation and the linear structure. The input data required for this feature is found in Section 3.5.

In STRAN the individual structural members of the mathematical model of the structure are not given distinct integers for identification. Each structural member is identified by the joint number at the beginning of the member and the joint number at the end of the

member. Therefore, Member 701-703 is that member of the model connecting Joint 701 to Joint 703. The member start is Joint 701 and the member end is Joint 703, and therefore, the local (member) x - axis is positive toward Joint 703.

Also in STRAN, member properties are designated through GROUPS. Each GROUP has a unique set of member properties, and each member of the model is assigned to a particular GROUP with the member incidence card. A list of the GROUP designations is found in Section 3.3. The member properties of each GROUP are listed in Section 3.7.

Reference Drawings:

3016265	Jacket - Elevations
3016266	Jacket - Plan at El. (+) 12'-0"
3016267	Jacket - Plan at El. (-) 13'-0" & (-) 47'-0"
3016268	Jacket - Plan at El. (-) 81'-0"
3016278	Superstructure - Elevation
3016279	Superstructure - Upper Deck Framing
3016280	Superstructure - Equipment Deck Framing

3.2 SKETCHES - PLANS & ELEVATIONS

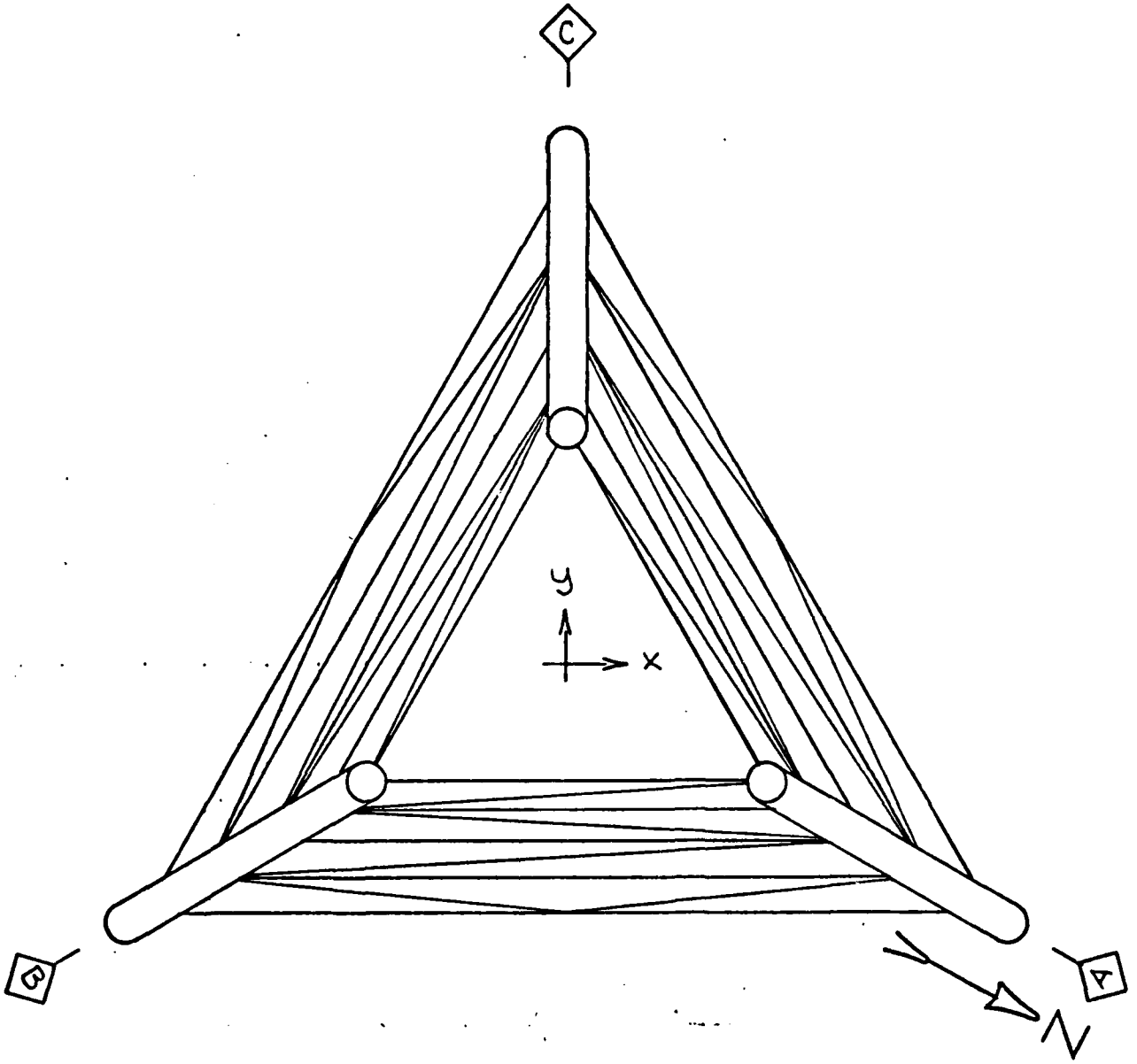

KEY PLAN

CREST OFFSHORE, INC.

Sheet 2.2 of ____

By ____ Client U.S. NAVY Subject Design of 81' MW Structure

Date 6-14-76 Job No. 27-77-94 Calculation ____

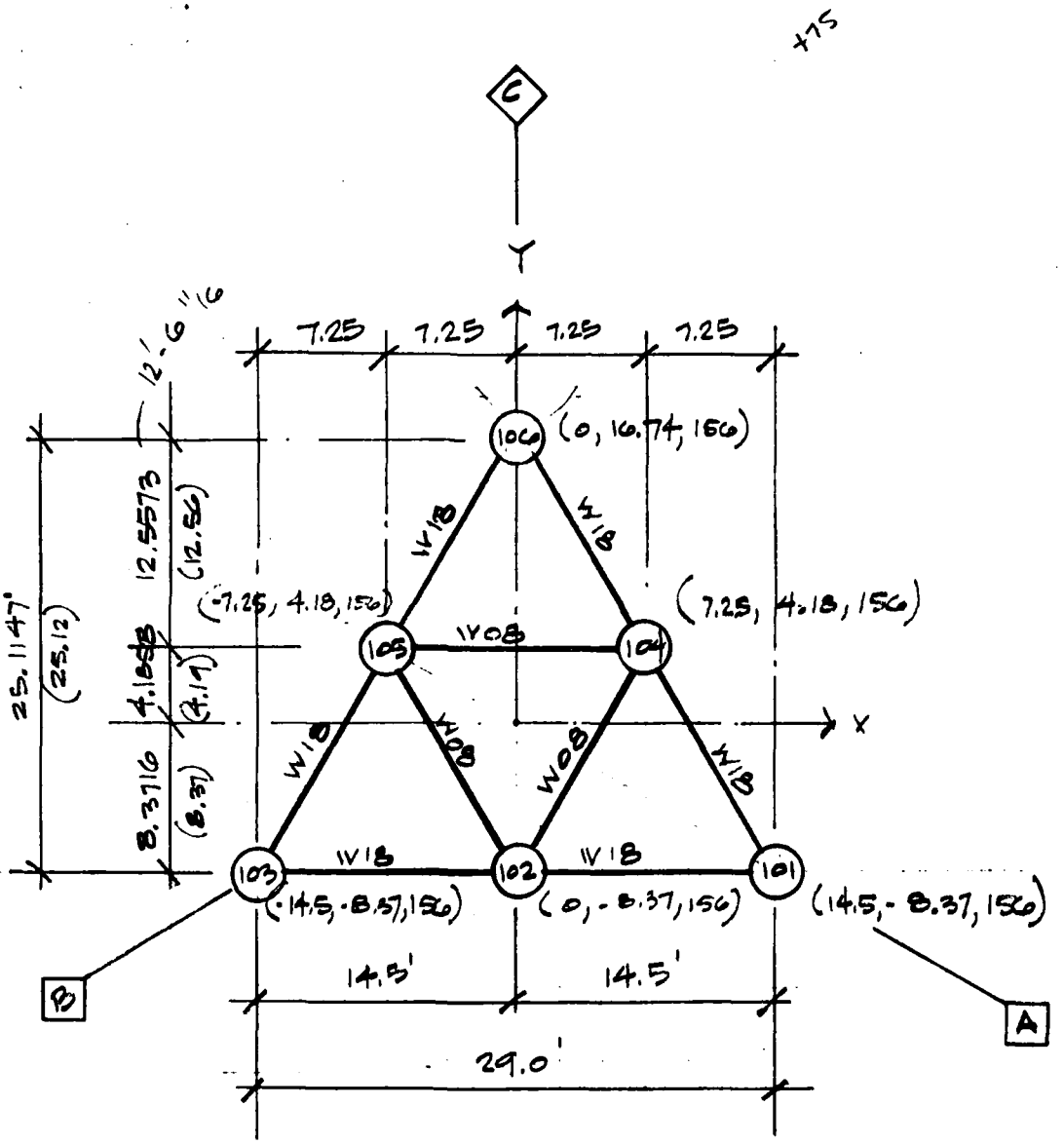

BRACING @ ELEV. (+) 75'-0 (156.0)

UPPER DECK

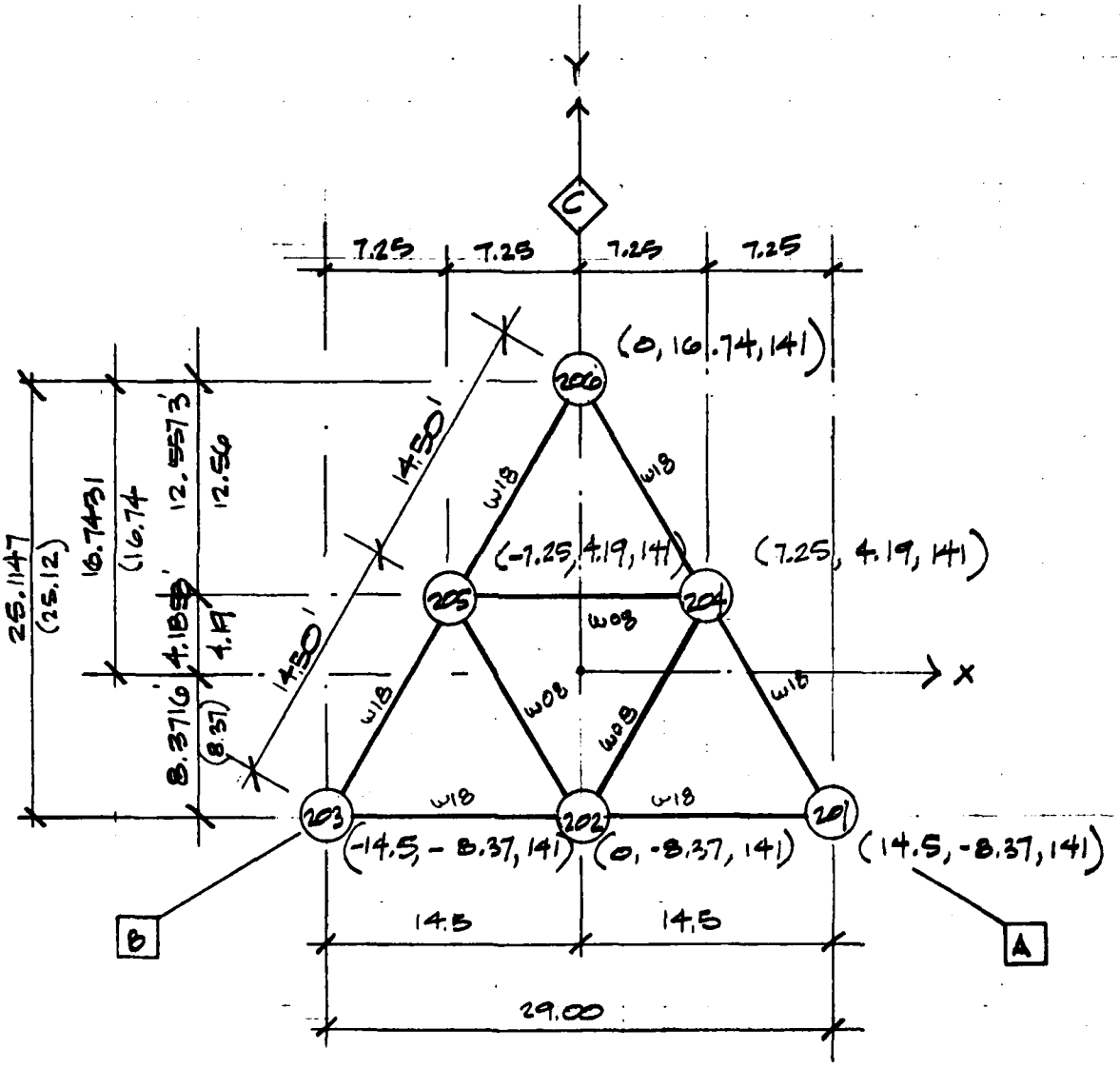

BRACING @ ELEV. (+) 60'-0 (141.0')

EQUIPMENT DECK

CREST OFFSHORE, INC.

Sheet [illegible] of ____

By [illegible] Client O.S. NAVY Subject Design of 81 [illegible] Structure

Date 6-2-76 Job No. 27-771-94 Calculation Structural Idealization

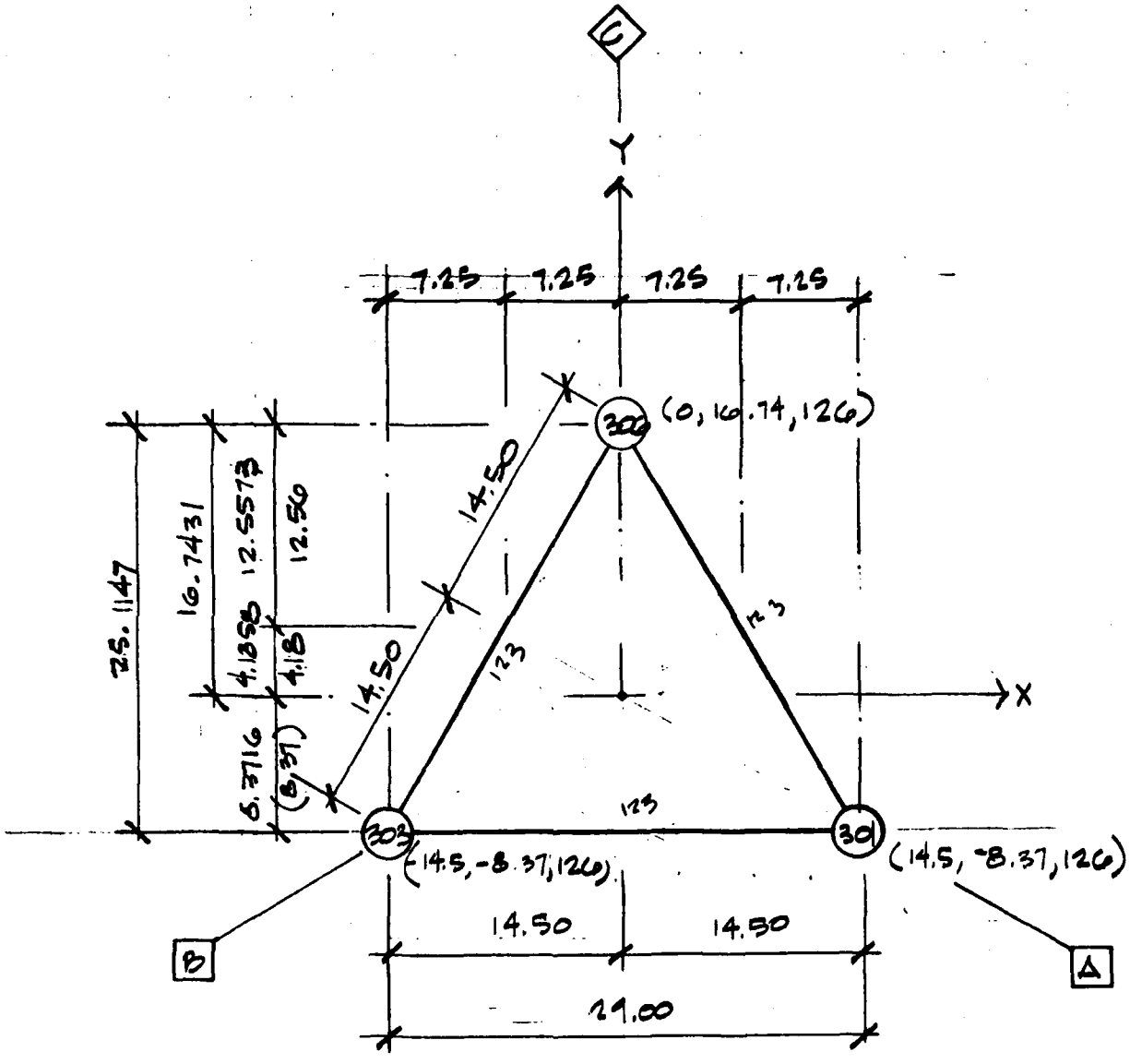

BRACING @ ELEV. (+) 45'-0 (126.0')

CREST OFFSHORE, INC.

Sheet 2-27 of ____

By [illegible] Client U.S. NAVY Subject Design of 81' MLW Structure

Date 6-2-76 Job No. 27-771-94 Calculation [illegible]

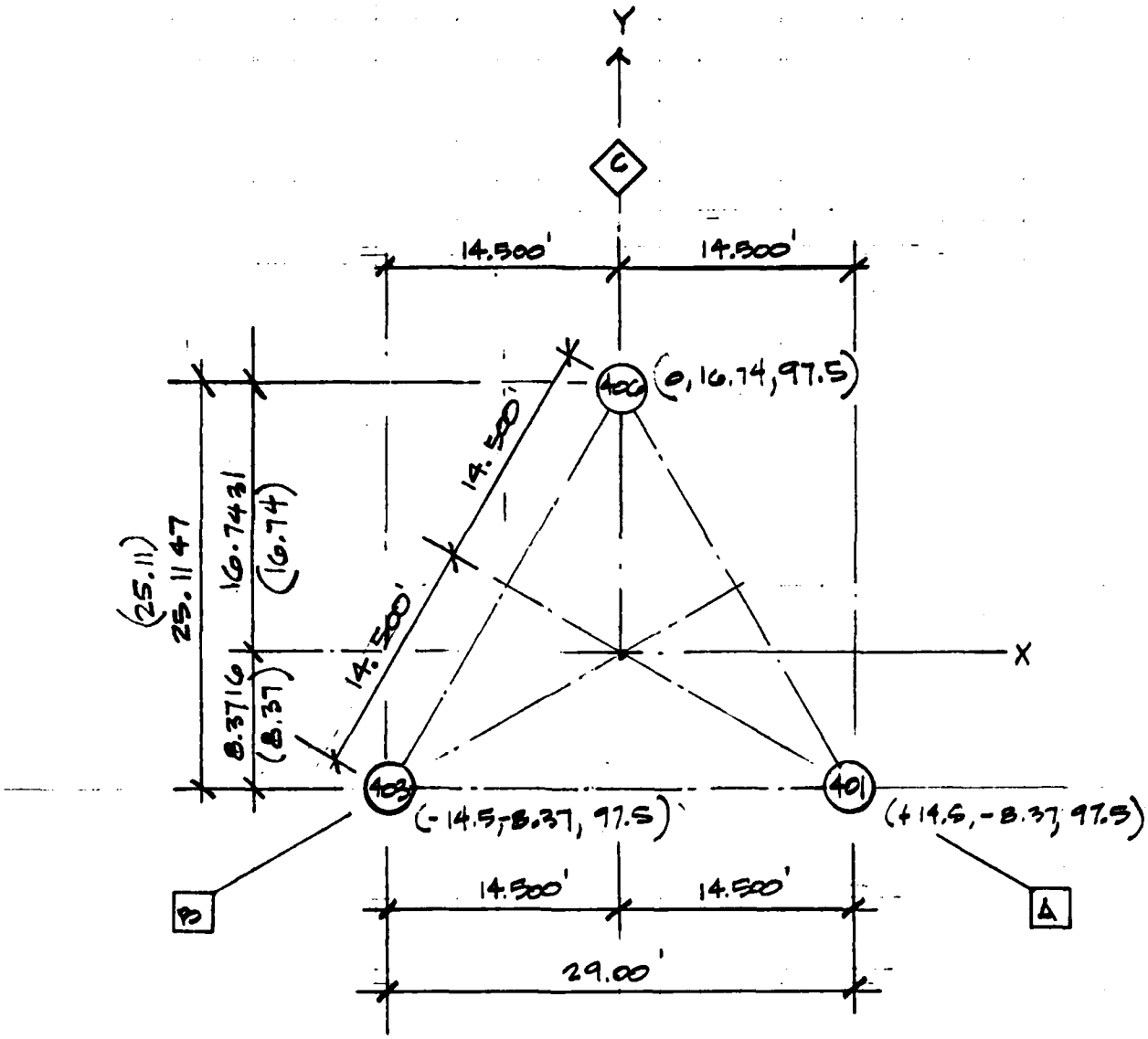

PLAN @ ELEV. (+) 16'-6 (97.5')

WORK POINT

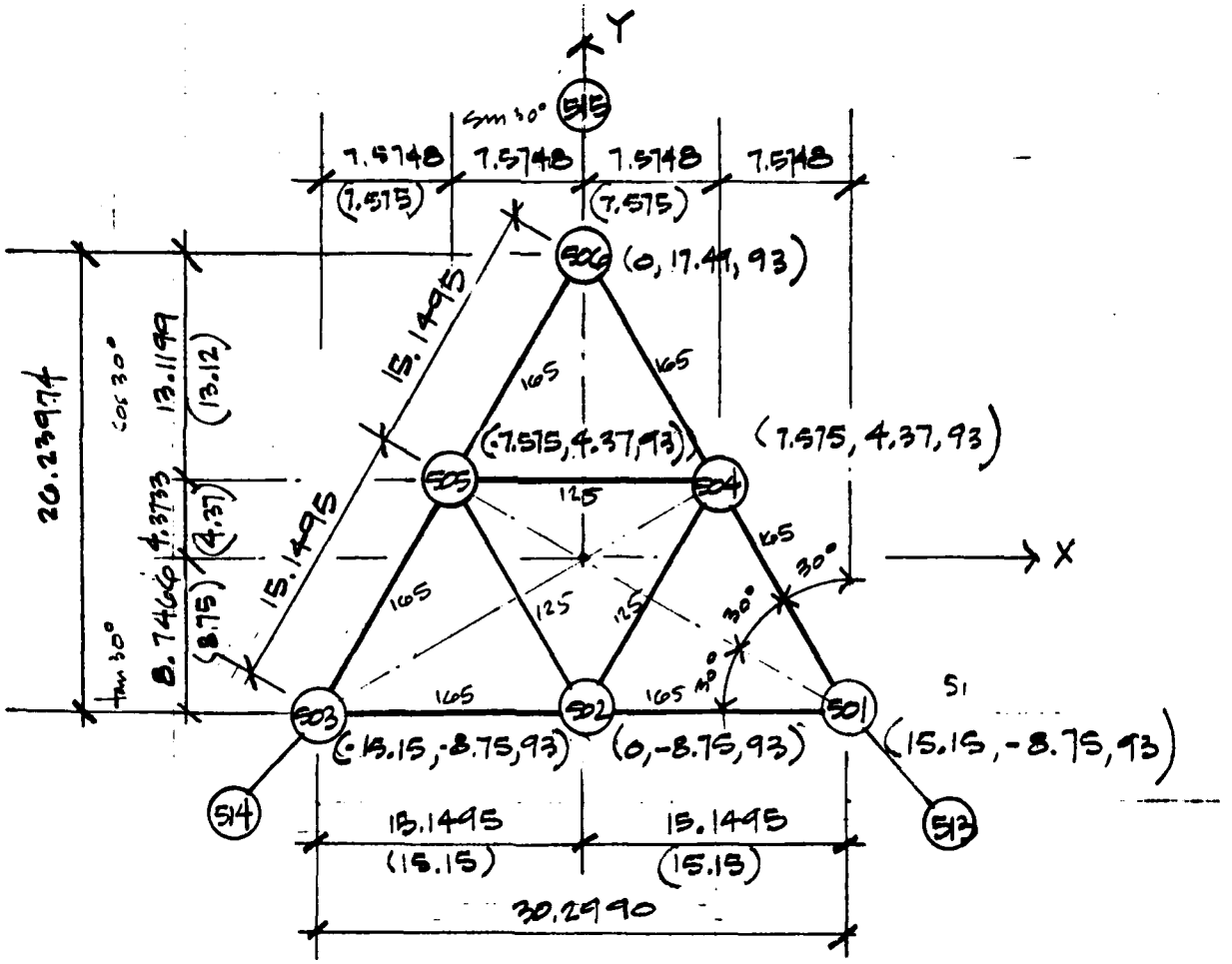

BRACING @ ELEV. (+) 12'-0 (93.00')

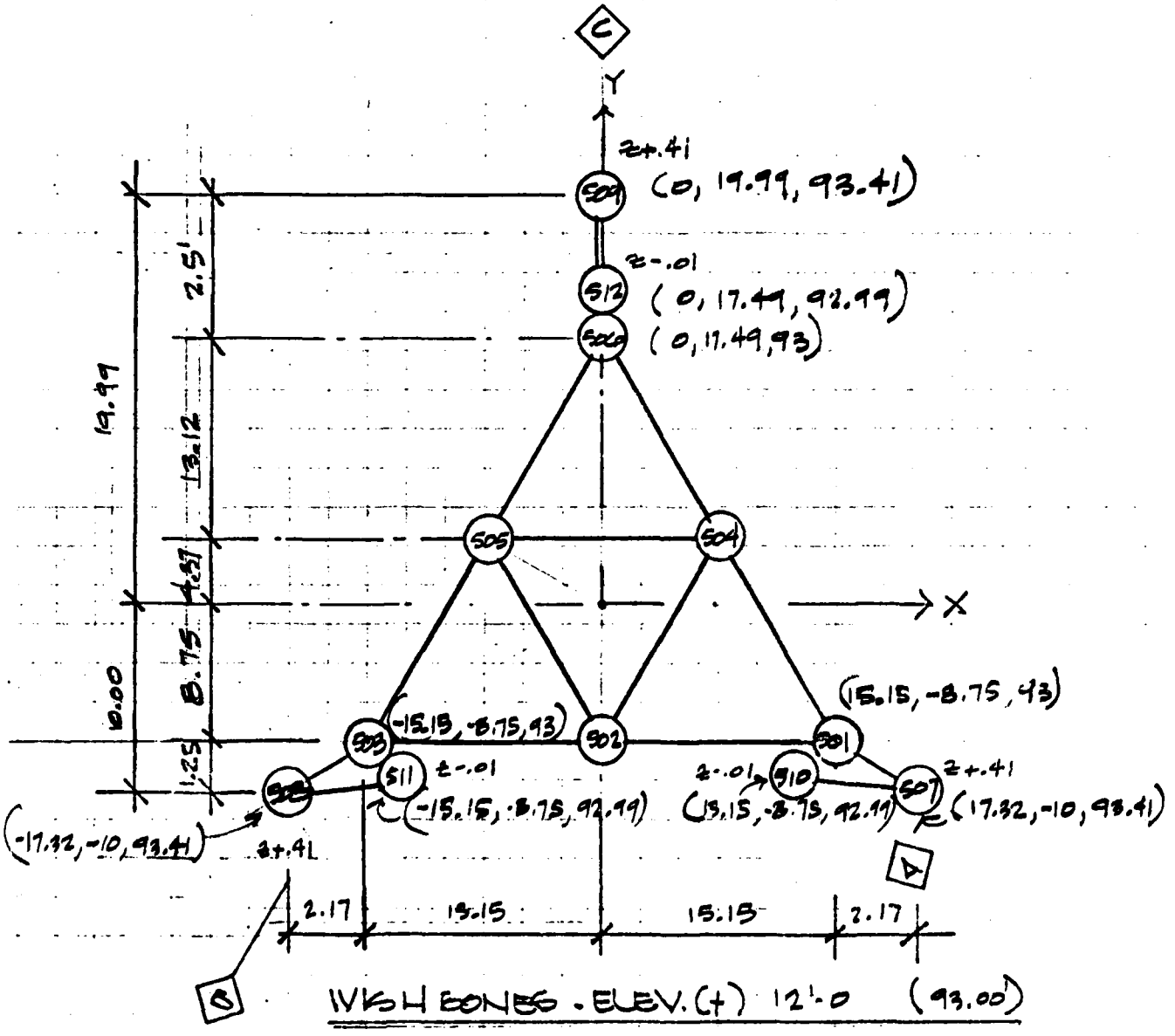
C
Y
X
z+.41
(0, 19.99, 93.41)
z-.01
(0, 17.49, 92.99)
(0, 17.49, 93)
(15.15, -8.75, 93)
(-15.15, -8.75, 93)
z-.01
(-15.15, -8.75, 92.99)
z-.01
(15.15, -8.75, 92.99)
z+.41
(17.32, -10, 93.41)
(-17.32, -10, 93.41)
z+.41
2.5'
19.99
13.12
4.37
8.75
10.00
1.25
2.17
15.15
15.15
2.17
A
B
IWSH BONES - ELEV. (+) 12'-0 (93.00)

CREST OFFSHORE, INC.

Sheet 3.10 of ____

By JWA Client U.S. Navy Subject Design of 61' [illegible] Structure

Date 6.3.76 Job No. 21-771-94 Calculation Structural [illegible]

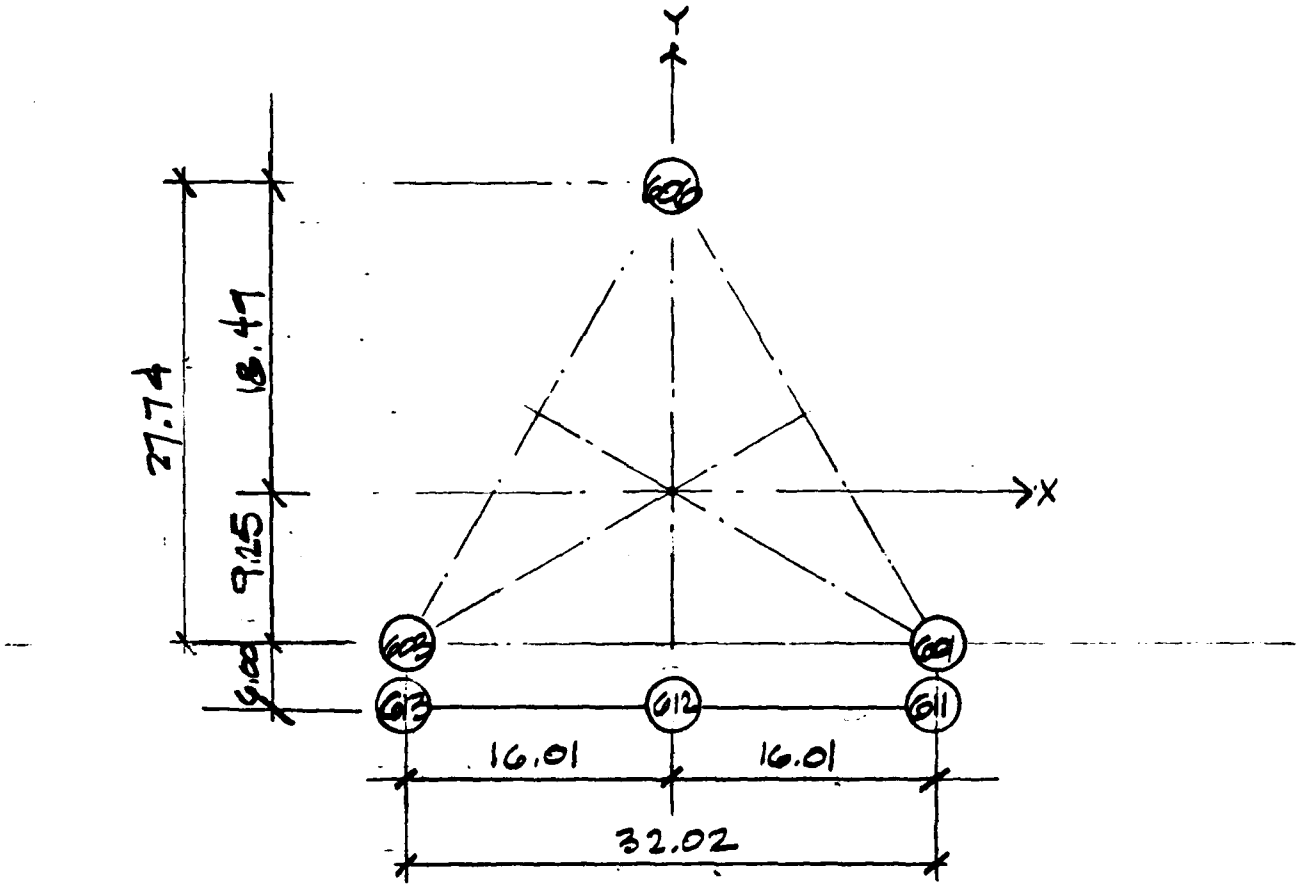

PLAN @ ELEV. (+) 6'.0

TOP OF BOAT LANDING

CREST OFFSHORE, INC.

Sheet 3.11 of ____

By JWS Client U.S. NAVY Subject DESIGN OF 81' MLV STRUCTURE

Date 9.6.76 Job No. 27-771-94 Calculation ____

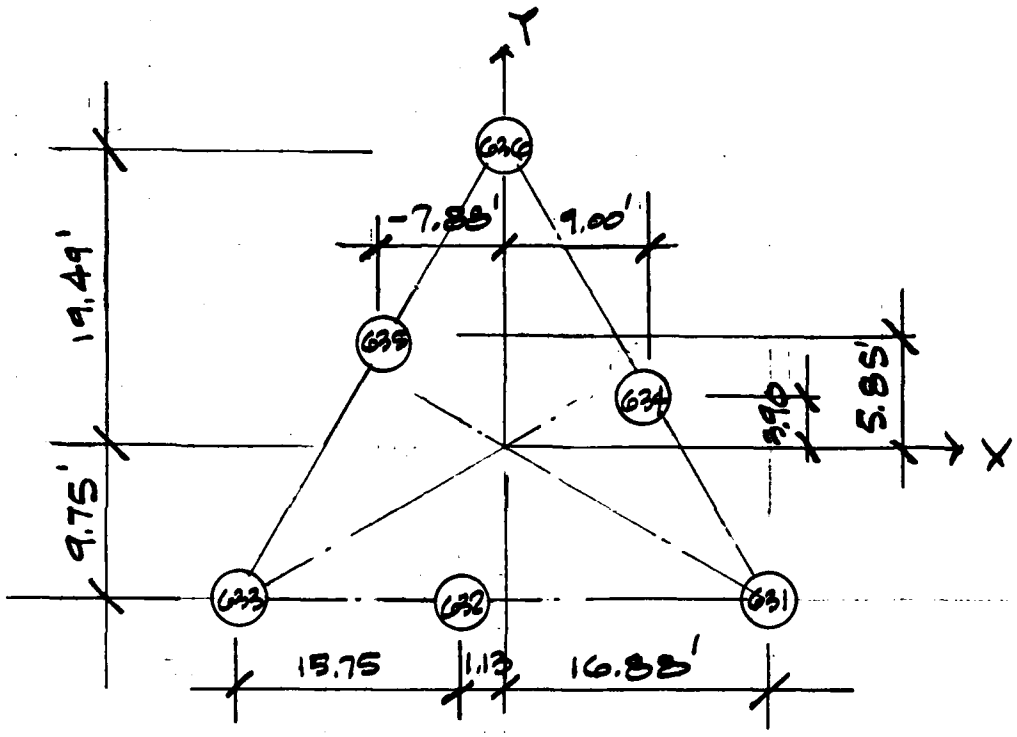

PLAN AT ELEV. (±) 0'-0" (M.L.W.)

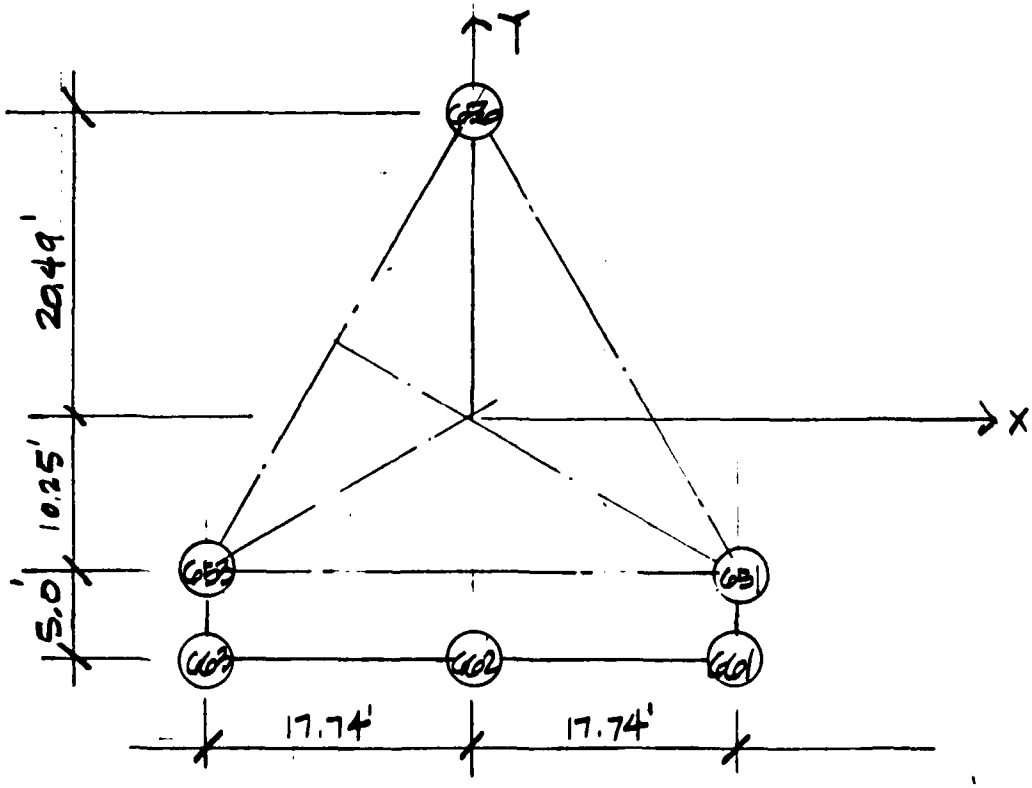

PLAN AT ELEV (-) 6'-0" (75.0)

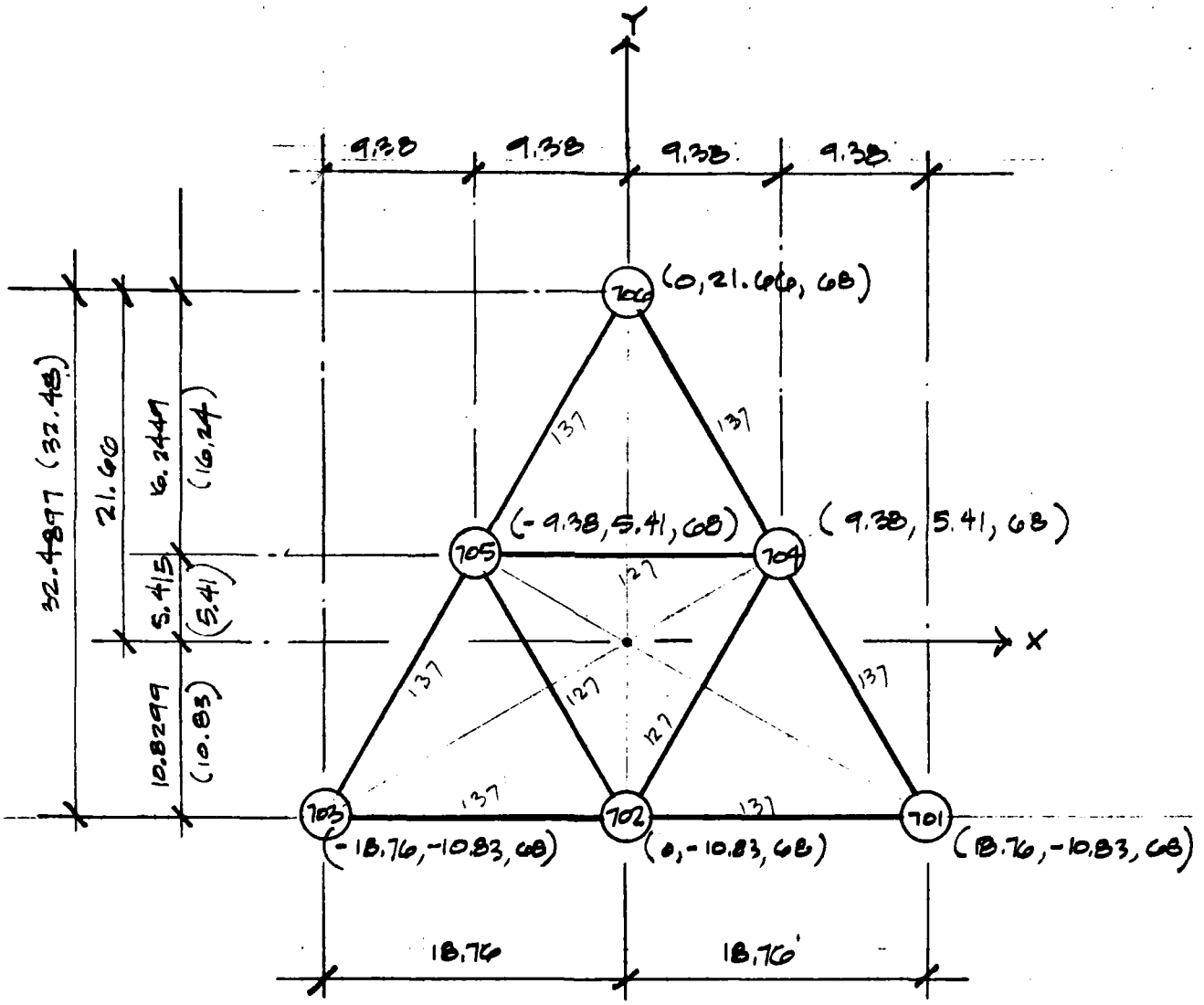

BRACING @ ELEV. (-) 13'-0 (68)

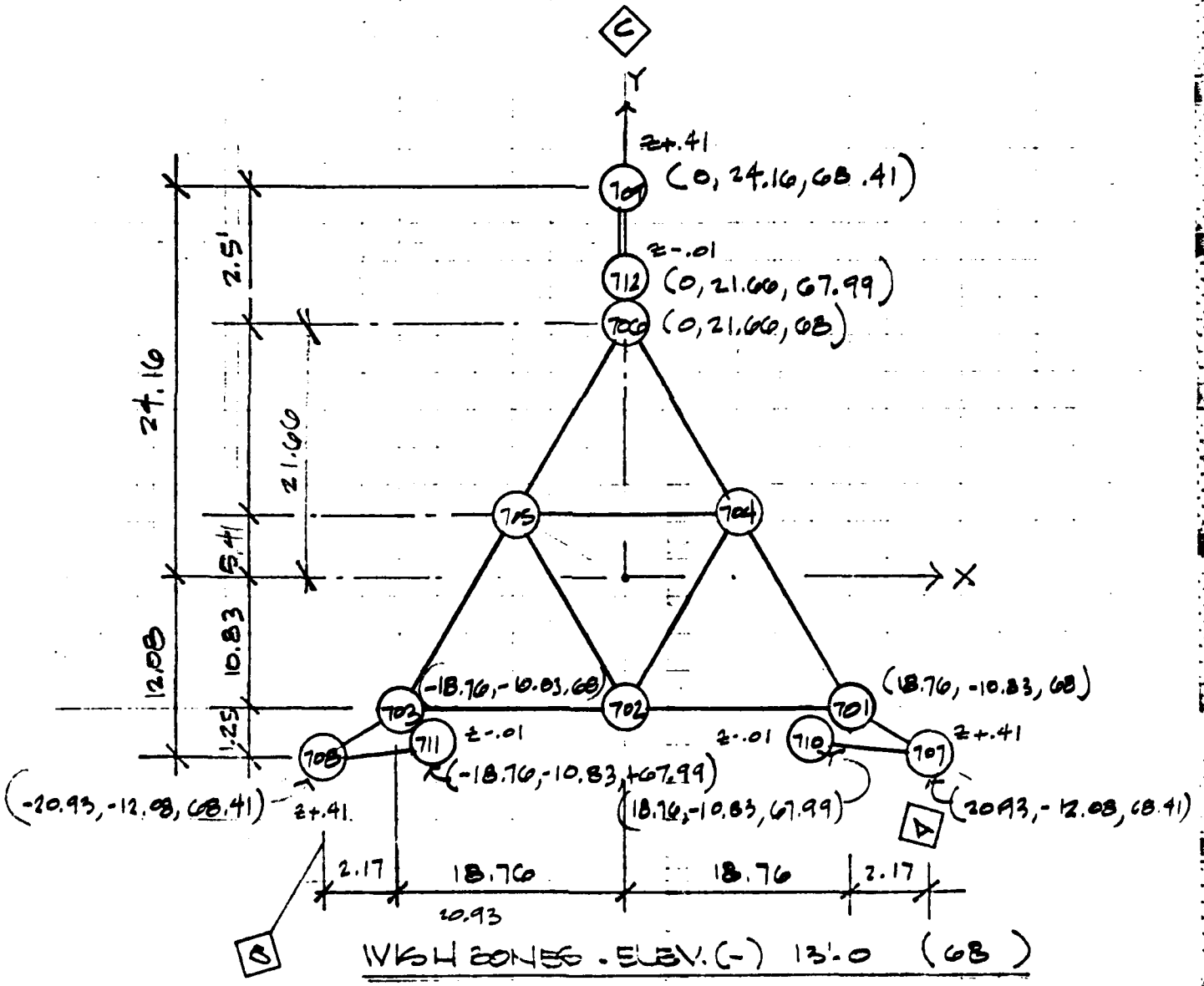
C
Y
X
z+.41
(0, 24.16, 68.41)
z-.01
(0, 21.66, 67.99)
(0, 21.66, 68)
(-18.76, -10.83, 68)
(18.76, -10.83, 68)
z-.01
z-.01
z+.41
(-18.76, -10.83, 67.99)
(18.76, -10.83, 67.99)
(-20.93, -12.08, 68.41)
z+.41
(20.93, -12.08, 68.41)
2.5'
24.16
21.66
8.41
10.83
12.08
1.25
2.17
18.76
18.76
2.17
20.93
A
B
WSH ZONES - ELEV. (-) 13'-0 (68)

CREST OFFSHORE, INC.

Sheet 14 of ____

By [illegible] Client U.S. Navy Subject Design of 81' MW Structure

Date 6-21-76 Job No. 27-771-94 Calculation Structural Realization

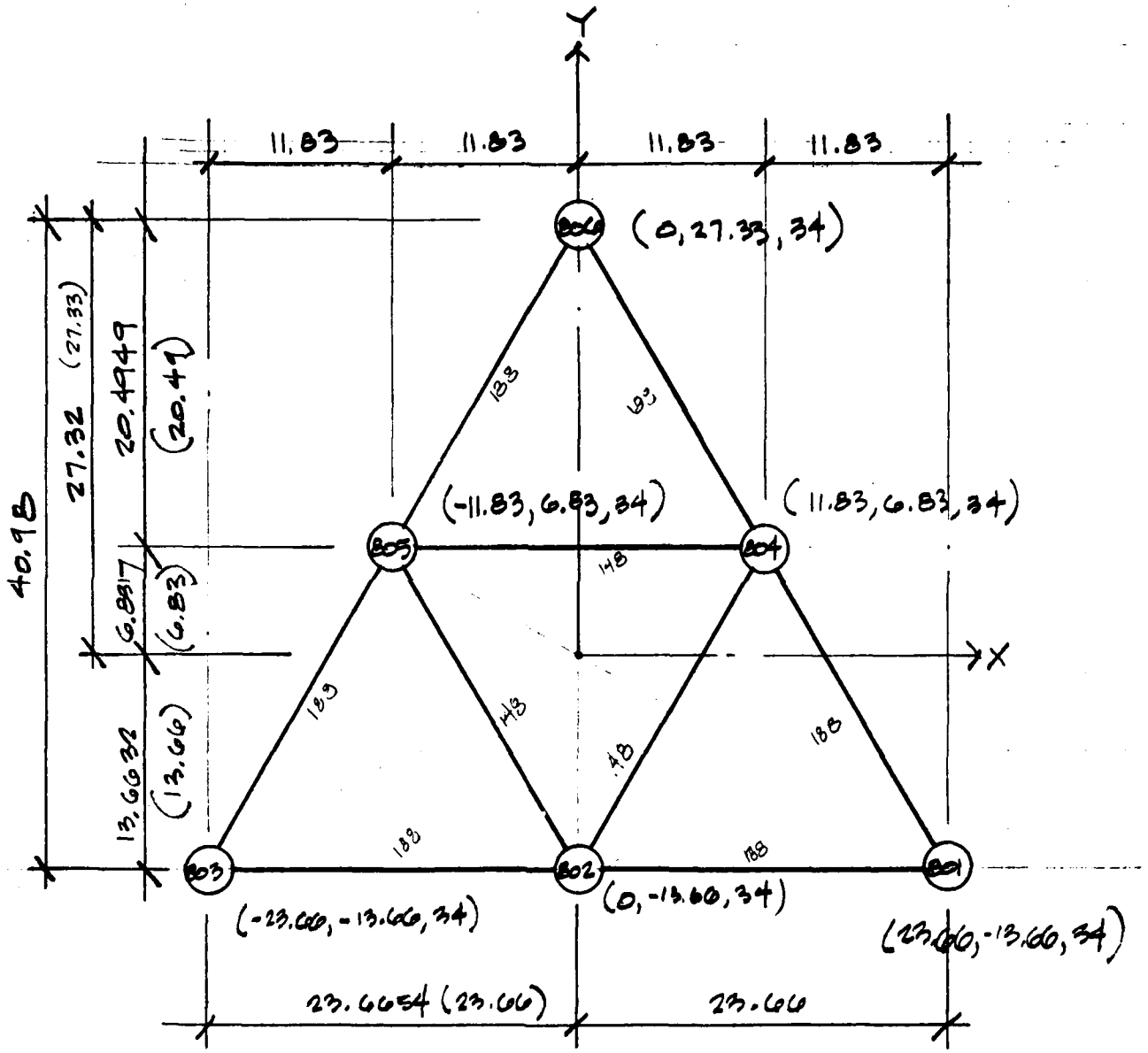

BRACING @ ELEV. (-) 47'-0 (34.0)

CREST OFFSHORE, INC.

Sheet 5 of ____

By JWS Client U.S. Navy Subject Design of [illegible] New Structure

Date 6.21.76 Job No. 27-[illegible]-94 Calculation Structural Design [illegible]

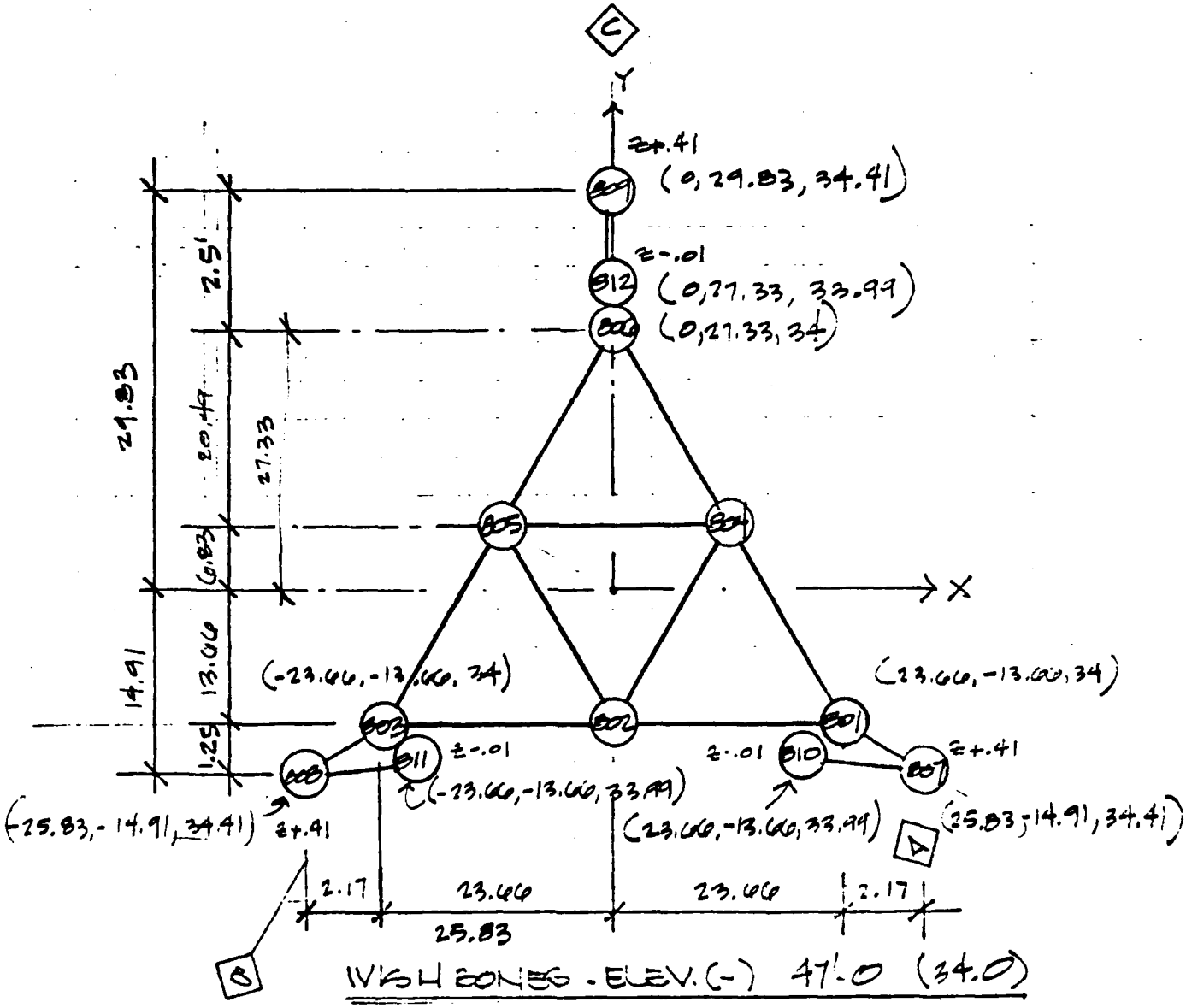

WISH BONES - ELEV. (-) 47'-0 (34.0)

CREST OFFSHORE, INC.

Sheet [illegible] of ____

By [illegible] Client [illegible] Subject [illegible]

Date [illegible] Job No. [illegible] Calculation [illegible]

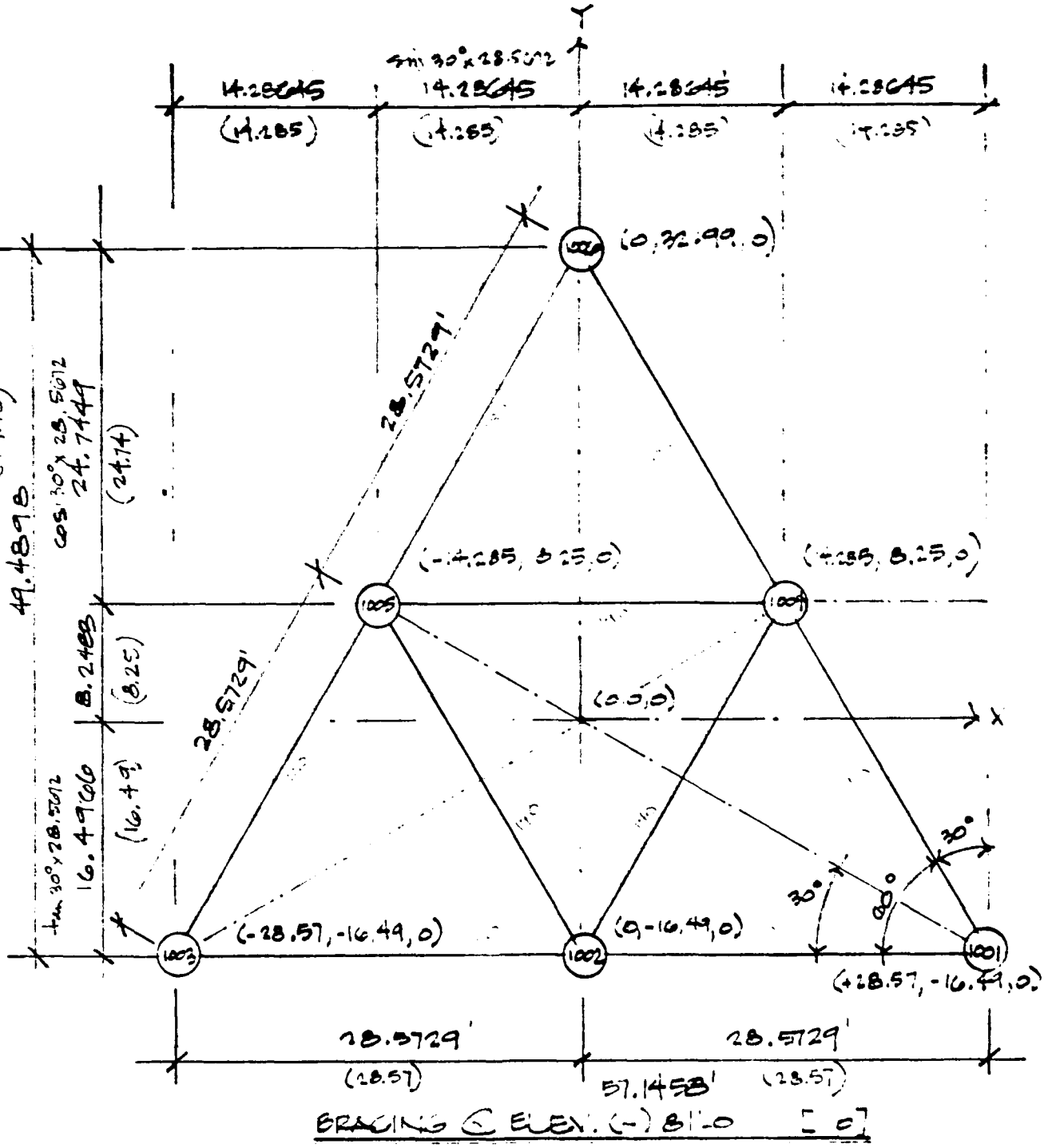

BRACING @ ELEV. (-) 81'-0 [0]

97.5 [illegible]

CREST OFFSHORE, INC.

Sheet 3.17 of ____

By [illegible] Client U.S. Navy Subject Design of 81' MLW Structure

Date 6-2-76 Job No. 21-771-94 Calculation Structural Verification

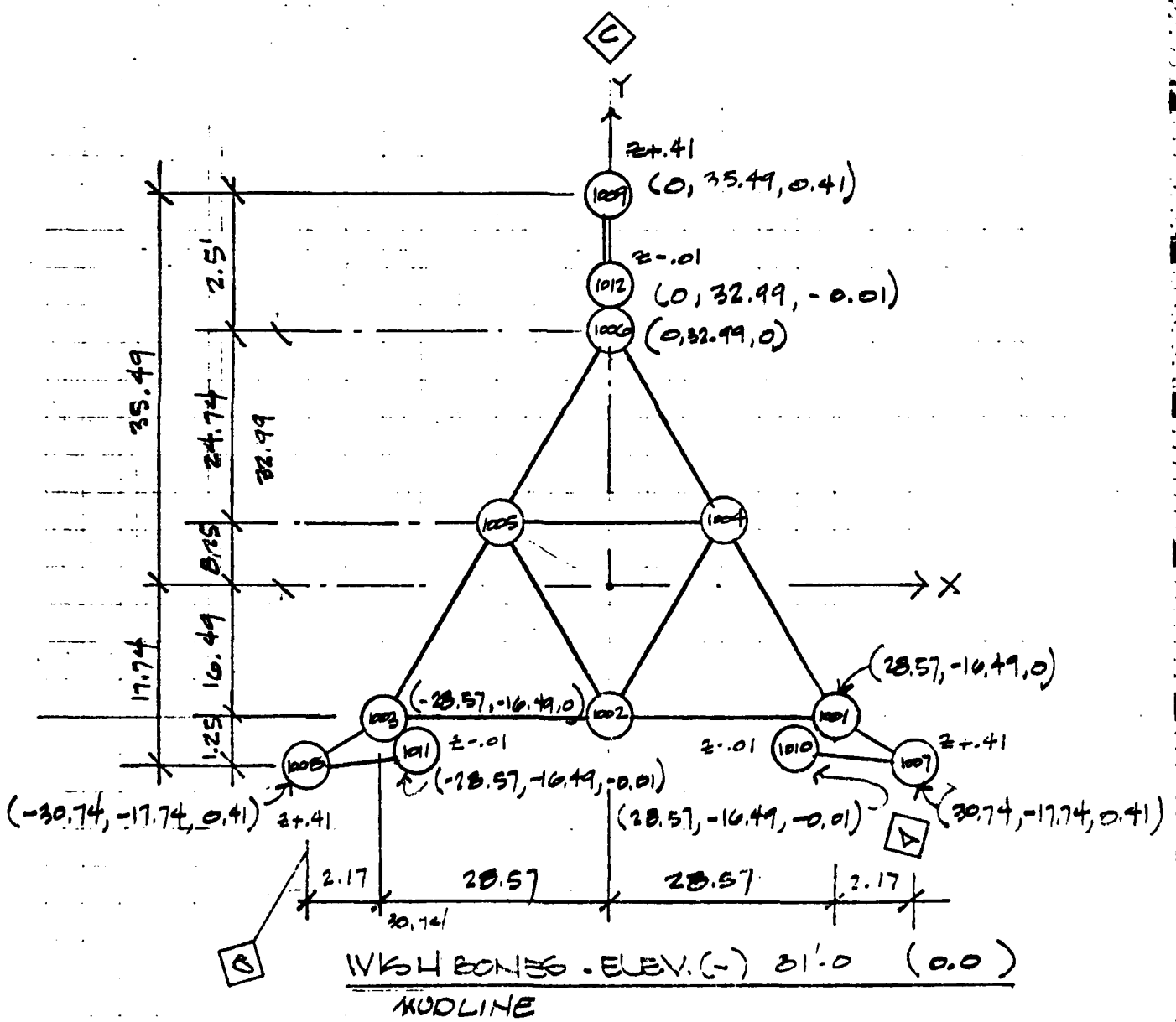

WISH BONES - ELEV. (-) 81'-0 (0.0)

MUDLINE

CREST OFFSHORE, INC.

Sheet 318 of ____

By WG Client U.S. NAVY Subject DESIGN OF 81' MLW STRUCTURE

Date 8-24-76 Job No. 27-771-94 Calculation ____

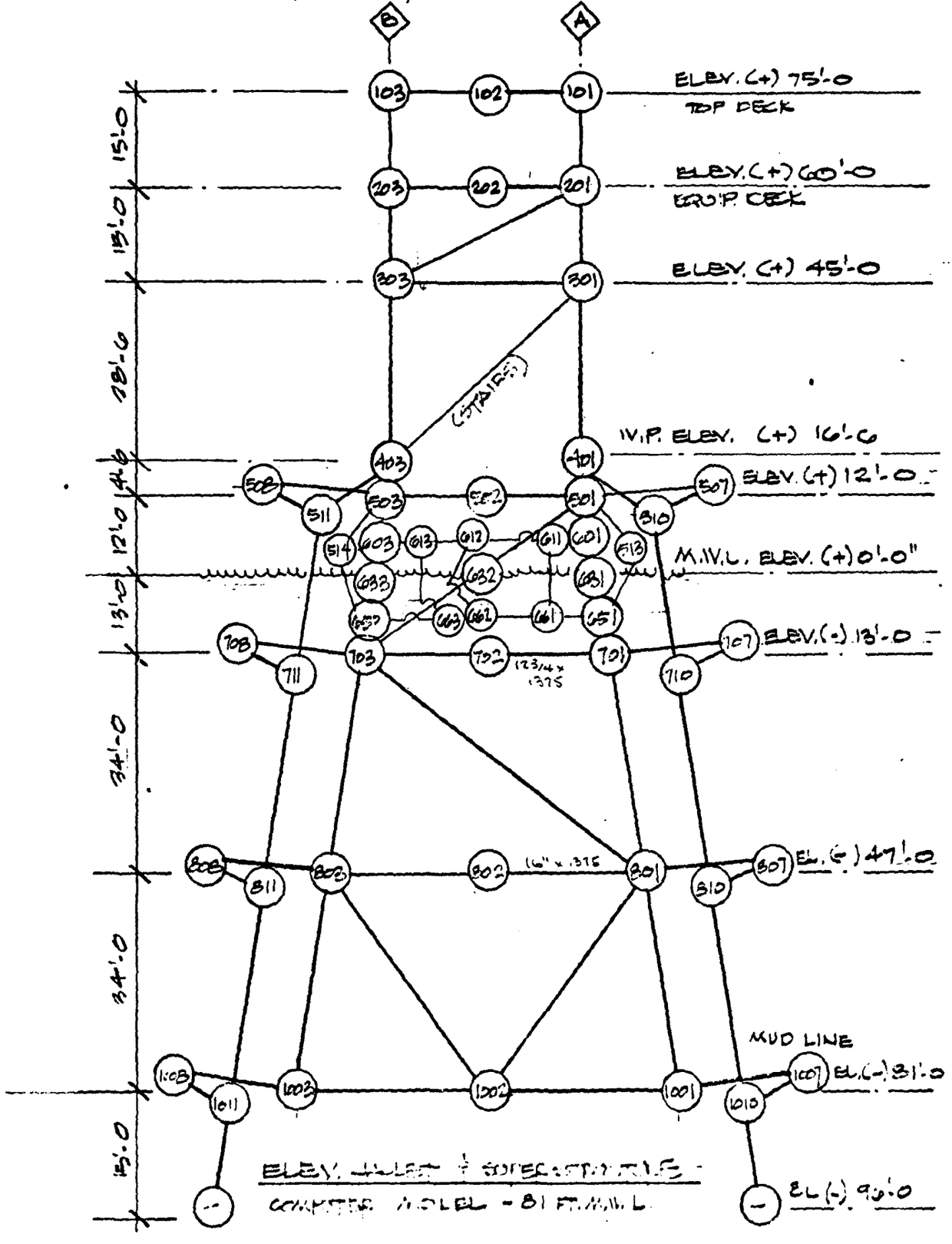

CREST OFFSHORE, INC.

Sheet 3 of ____

By ____ Client ____ Subject ____

Date ____ Job No. ____ Calculation ____

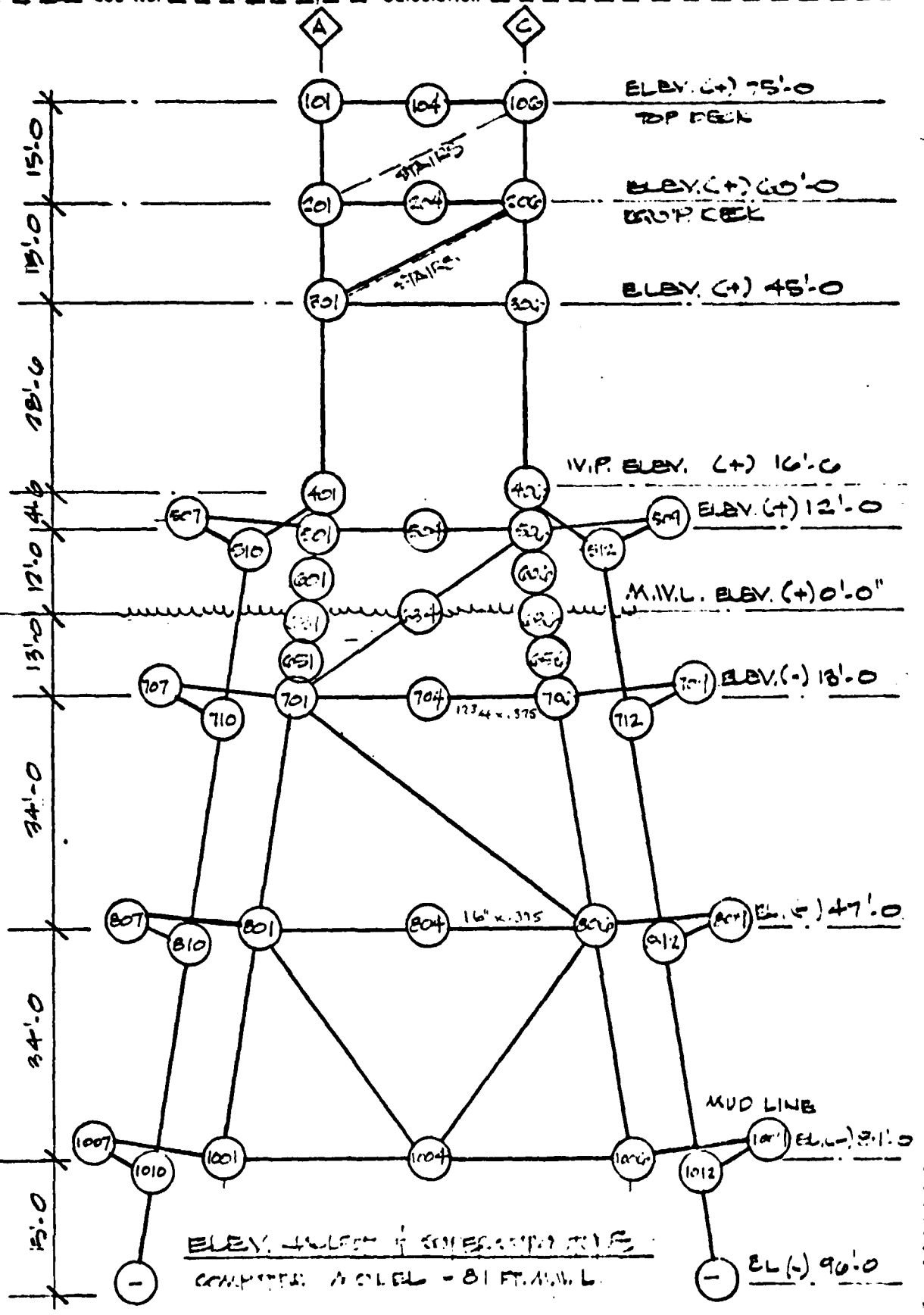

CREST OFFSHORE, INC.

Sheet 3-2 of ____

By JMA Client U.S. NAVY Subject LEGION OF 81' MUD STRUCTURE

Date 8-24-76 Job No. 27-171-94 Calculation ____

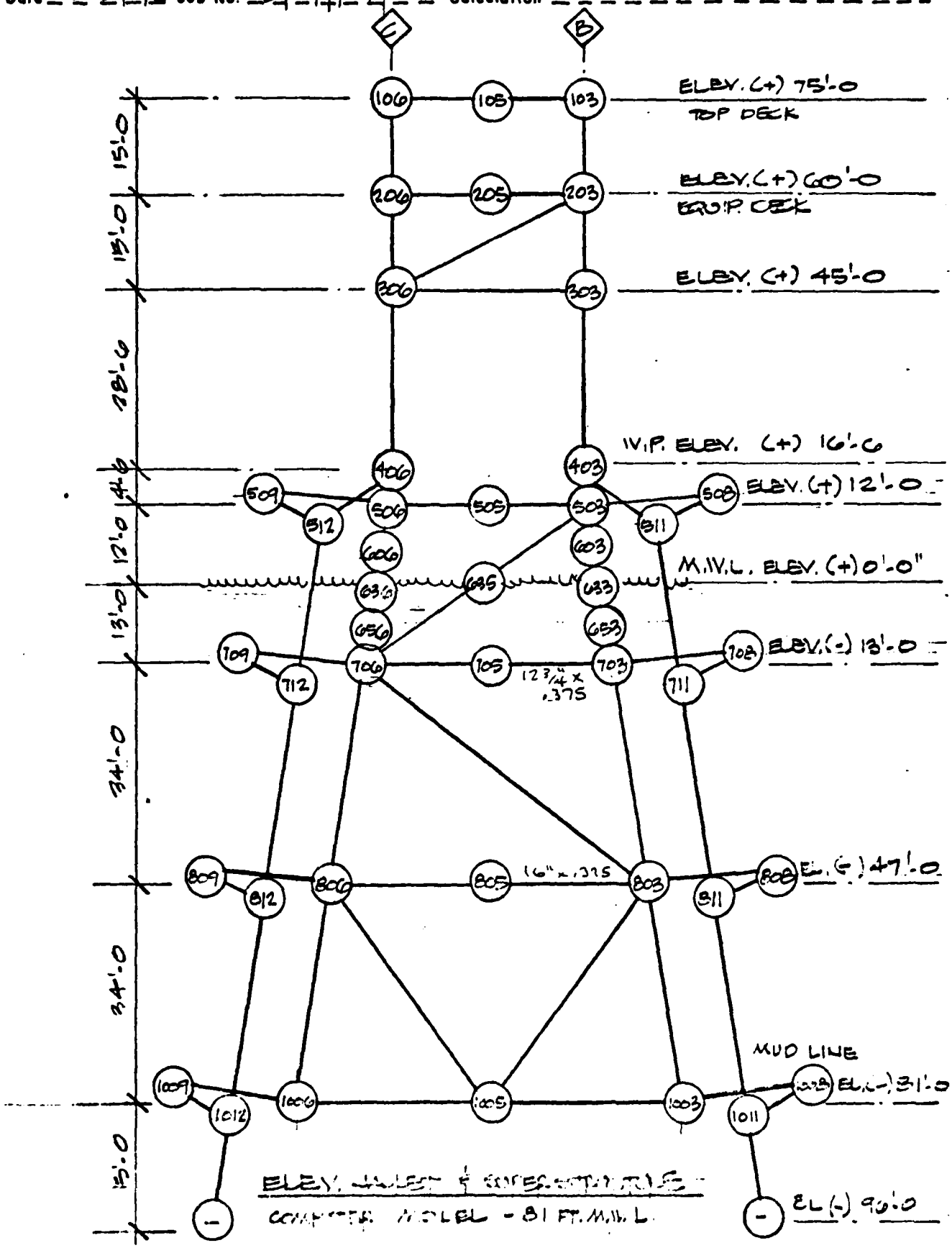

ELEV. [illegible] & [illegible]

COMPUTER MODEL - 81 FT. M.W.L.

S T R A N I N [illegible] I D A T A

PAGE 1
DATE 08/30/76

3-PILE ACMR STRUCTURE -- U.S. NAVY (42-IN. DIAMETER PILING) -- J.ATKINSON

```
                  1    1    2    2    3    3    4    4    5    5    6    6    7    7    8
LINE NO. 1...5....0....5....0....5....0....5....0....5....0....5....0....5....0....5....0

     1  OPTIONS  7 8 910
     2  ANOD
     3  ANOD       7 1.333   8 1.333   9 1.333  10 1.333
     4  SECT
     5  SECT WISHBON    PRI  5000 3000000 3000000 3000000   1000        500
     6  SECT DUMYPIL    TUB 13640 4125028 2062514 2062514   3600 1250
     7  SECT W18X50     WFC  1620     125   80200    4020    750  570  1800  358   50
     8  SECT W8X24      WFC   706      34    6250    1820    650  398   793  245   50
     9  SECT W6X15      WFC   456      11    3010     967    600  269   600  235   50
    10  GROP
    11  GROP 086              862   500  29   116  36         100 100      5000
    12  GROP 106             1075   844  29   116  36         100 100      5000
    13  GROP 120             1275   500  29   116  36          80 100      5000
    14  GROP 123             1275   500  29   116  36          80  80      5000
    15  GROP 125             1075   365  29   116  36          80  80      5000
    16  GROP 127             1075   365  29   116  36          80  80      5000
    17  GROP 137             1275   375  29   116  36         160  80      5000
    18  GROP 140             1400   375  29   116  36          80  80      5000
    19  GROP 148             1075   365  29   116  36          80  80      5000
    20  GROP 160             1075   365  29   116  36          80  80      5000
    21  GROP 160             1600   500  29   116  36          80  80      5000
    22  GROP 165             1600   625  29   116  36         160  80      5000
    23  GROP 168             1600   500  29   116  36         160  80      5000
    24  GROP 180             1800   500  29   116  36         160  80      5000
    25  GROP 200             2000   625  29   116  36          80  80      5000
    26  GROP 210             2000   750  29   116  36          80  80      5000
    27  GROP DAL             3000  1000  29   116  36         100 100      5000
    28  GROP  P1             4200  1750  29   116  36         100 100      5000
    29  GROP  P2             4200  2000  29   116  36         100 100      5000
    30  GROP  P3 DUMYPIL                 29   116  36         100 100      5000
    31  GROP JL4             4800  1750  29   116  36         100 100      5000
    32  GROP JL5             4700  1000  29   116  36         100 100      5000
    33  GROP JL6             4700  1000  29   116  36         100 100      5000
    34  GROP JL7             4550   500  29   116  36         100 100      5000
    35  GROP JL8             4550   500  29   116  36         100 100      5000
    36  GROP BOM             1800   500  29   116  36         100 100      5000
    37  GROP WBN WISHBON                 29   116  36
    38  GROP W18 W18X50                  29   116  36         200  50   01
    39  GROP W08 W8X24                   29   116  36         100 100   01
    40  GROP W06 W6X15                   29   116  36         100 100   01
    41  MEMBER
    42  MEMBER  101 102 W18
    43  MEMBER  102 103 W18
    44  MEMBER  103 105 W18
    45  MEMBER  105 106 W18
    46  MEMBER  101 104 W18
    47  MEMBER  104 106 W18
    48  MEMBER  102 104 W08
    49  MEMBER  102 105 W08
```

3.21

STRAN INPUT DATA

3-PILE ACMN STRUCTURE -- U.S. NAVY (42-IN. DIAMETER PILING) -- J.ATKINSON

LINE NO.	1	2	3	4	5	6	7	8
50	MEMBER	104	105	#UM				
51	MEMBER	201	202	#1M				
52	MEMBER	202	203	#1M				
53	MEMBER	203	205	#1M				
54	MEMBER	205	206	#1M				
55	MEMBER	201	204	#1M				
56	MEMBER	204	206	#1M				
57	MEMBER	202	204	#0M				
58	MEMBER	202	205	#0M				
59	MEMBER	204	205	#0M				
60	MEMBER	201	503	120			2400	
61	MEMBER	203	506	120			24	
62	MEMBER	206	501	120			3600	
63	MEMBER	501	403	120SK			2400	
64	MEMBER	106	201	120SK			2400	
65	MEMBER	501	503	125			20	
66	MEMBER	503	506	125			20	
67	MEMBER	501	506	125			20	
68	MEMBER	501	502	105			1600	
69	MEMBER	502	503	105			1600	
70	MEMBER	503	505	105			1600	
71	MEMBER	505	506	105			1600	
72	MEMBER	501	504	105			1600	
73	MEMBER	504	506	105			1600	
74	MEMBER	502	504	125			1075	
75	MEMBER	502	505	125			1075	
76	MEMBER	504	505	125			1075	
77	MEMBER	501	507	#0#SK			0000	
78	MEMBER	507	510	#0#SK	1111		0000	
79	MEMBER	503	508	#0#SK			0000	
80	MEMBER	506	511	#0#SK	1111		0000	
81	MEMBER	505	509	#0#SK			0000	
82	MEMBER	509	512	#0#SK	1111		0000	
83	MEMBER	501	513	125SK			1200	
84	MEMBER	503	514	125SK			1200	
85	MEMBER	513	651	#0#SK			40	
86	MEMBER	514	653	#0#SK			40	
87	MEMBER	601	611	100SK			1400	
88	MEMBER	603	613	100SK			1400	
89	MEMBER	651	601	100SK			1757	
90	MEMBER	653	603	100SK			1757	
91	MEMBER	611	612	080SK			1200	
92	MEMBER	612	613	080SK			1200	
93	MEMBER	601	602	080SK			2000	
94	MEMBER	602	603	080SK			2000	
95	MEMBER	611	601	100SK			3000	
96	MEMBER	612	602	100SK			2000	
97	MEMBER	613	603	100SK			3000	
98	MEMBER	501	652	210			2000	

3/22

3-PILE ACMR STRUCTURE -- U.S. NAVY (42-IN. DIAMETER PILING) -- J.ATKINSON

```
                  1    1    2    2    3    3    4    4    5    5    6    6    7    7    8
LINE NO. 1...5....0....5....0....5....0....5....0....5....0....5....0....5....0....5....0

    99  MEMBER  503 635 21D                                                  2000
   100  MEMBER  505 634 21D                                                  2000
   101  MEMBER  632 703 21D                                                  3032
   102  MEMBER  635 706 21D                                                  3032
   103  MEMBER  634 701 21D                                                  3032
   104  MEMBER  701 702 137                                                  2033
   105  MEMBER  702 703 137                                                  2033
   106  MEMBER  703 705 137                                                  2033
   107  MEMBER  705 706 137                                                  2033
   108  MEMBER  701 704 137                                                  2033
   109  MEMBER  704 706 137                                                  2033
   110  MEMBER  702 704 127                                                  1757
   111  MEMBER  702 705 127                                                  1757
   112  MEMBER  704 705 127                                                  1757
   113  MEMBER  701 707 WBNSK                                                0000
   114  MEMBER  707 710 WBNSK        1111                                    0000
   115  MEMBER  703 708 WBNSK                                                0000
   116  MEMBER  708 711 WBNSK        1111                                    0000
   117  MEMBER  706 709 WBNSK                                                0000
   118  MEMBER  709 712 WBNSK        1111                                    0000
   119  MEMBER  701 806 20D                                                  3032
   120  MEMBER  703 801 20D                                                  3032
   121  MEMBER  706 803 20D                                                  3032
   122  MEMBER  801 802 168                                                  2481
   123  MEMBER  802 803 168                                                  2481
   124  MEMBER  803 805 168                                                  2481
   125  MEMBER  805 806 168                                                  2481
   126  MEMBER  801 804 168                                                  2481
   127  MEMBER  804 806 168                                                  2481
   128  MEMBER  802 804 148                                                  1757
   129  MEMBER  802 805 148                                                  1757
   130  MEMBER  804 805 148                                                  1757
   131  MEMBER  801 807 WBNSK                                                0000
   132  MEMBER  807 810 WBNSK        1111                                    0000
   133  MEMBER  803 808 WBNSK                                                0000
   134  MEMBER  808 811 WBNSK        1111                                    0000
   135  MEMBER  806 809 WBNSK                                                0000
   136  MEMBER  809 812 WBNSK        1111                                    0000
   137  MEMBER  8011002 16D                                                  2481
   138  MEMBER  8031002 16D                                                  2481
   139  MEMBER  8031005 16D                                                  2481
   140  MEMBER  8061005 16D                                                  2481
   141  MEMBER  8011004 16D                                                  2481
   142  MEMBER  8061004 16D                                                  2481
   143  MEMBER 10011002 18D                                                  2757
   144  MEMBER 10021003 18D                                                  2757
   145  MEMBER 10031005 18D                                                  2757
   146  MEMBER 10051006 18D                                                  2757
   147  MEMBER 10011004 18D                                                  2757
```

3.23

STRAN INPUT DATA

DATE 06/30/76

3-PILE ADMN STRUCTURE -- U.S. NAVY (42-IN. DIAMETER PILING) -- J.ATKINSON

LINE NO.	1	2	3	4	5	6	7	8
146	MEMBER 10041006 180							2757
149	MEMBER 10021004 140							1757
150	MEMBER 10021005 140							1757
151	MEMBER 10041005 140							1757
152	MEMBER 10011007 ADNSK							0000
153	MEMBER 10071010 ADNSK	1111						0000
154	MEMBER 10031008 ADNSK							0000
155	MEMBER 10081011 ADNSK	1111						0000
156	MEMBER 10061009 ADNSK							0000
157	MEMBER 10091012 ADVSK	1111						0000
158	MEMBER 101 201 DAL							3000
159	MEMBER 103 203 DAL							3000
160	MEMBER 106 206 DAL							3000
161	MEMBER 201 301 DAL							3000
162	MEMBER 203 303 DAL							3000
163	MEMBER 206 306 DAL							3000
164	MEMBER 301 401 DAL							3000
165	MEMBER 303 403 DAL							3000
166	MEMBER 306 406 DAL							3000
167	MEMBER 401 501 JL4						F	4800
168	MEMBER 403 503 JL4						F	4800
169	MEMBER 406 506 JL4						F	4800
170	MEMBER 501 601 JL5						F	4750
171	MEMBER 503 603 JL5						F	4750
172	MEMBER 506 606 JL5						F	4750
173	MEMBER 601 651 JL5						F	4750
174	MEMBER 603 653 JL5						F	4750
175	MEMBER 606 656 JL5						F	4750
176	MEMBER 651 651 JL6							6021
177	MEMBER 653 653 JL6							6021
178	MEMBER 656 656 JL6							6021
179	MEMBER 651 701 JL6							6021
180	MEMBER 653 703 JL6							6021
181	MEMBER 656 706 JL6							6021
182	MEMBER 701 801 JL7							6546
183	MEMBER 703 803 JL7							6546
184	MEMBER 706 806 JL7							6546
185	MEMBER 8011001 JL8							6546
186	MEMBER 8031003 JL8							6546
187	MEMBER 8061006 JL8							6546
188	MEMBER 401 510 P1						F	0000 1
189	MEMBER 403 511 P1						F	0000 2
190	MEMBER 406 512 P1						F	0000 3
191	MEMBER 510 710 P1						F	0000 1
192	MEMBER 511 711 P1						F	0000 2
193	MEMBER 512 712 P1						F	0000 3
194	MEMBER 710 810 P2						F	0000 1
195	MEMBER 711 811 P2						F	0000 2
196	MEMBER 712 812 P2						F	0000 3

5-PILE ACNR STRUCTURE -- U.S. NAVY (42-IN. DIAMETER PILING) -- J.ATKINSON

LINE NO.	1	1	2	2	3	3	4	4	5	5	6	6	7	7	8
	1...5....0....5....0....5....0....5....0....5....0....5....0....5....0....5....0														
197	MEMBER 5101010 P2												F 0000 1		
198	MEMBER 5111011 P2												F 0000 2		
199	MEMBER 5121012 P2												F 0000 3		
200	FOUND														
201	GYRO 5 0.02		0.05		0.005										
202	PILE 1010 200.0		29.00		11.0										
203	PROP	42.0	42.0		2.00		20.0								
204	PROP	42.0	42.0		1.75		70.0								
205	PROP	42.0	42.0		1.50		200.0								
206	PT 2	3.0													
207	PUNCH	0.0	0.0												
208	DEPL	0.0	20.0												
209	PT 2	5.0													
210	PUNCH	0.0	0.0												
211	DEPL	0.0	20.0												
212	PT 8	8.0													
213	PUNCH	0.0	88.0		123.0		150.0		168.0		188.0				
214	PUNCH	237.0	237.0												
215	DEPL	0.0	0.019		0.095		0.25		0.41		0.70				
216	DEPL	1.58	20.00												
217	PT 8	14.0													
218	PUNCH	0.0	194.0		545.0		876.0		1122.0		1440.0				
219	PUNCH	2274.0	2274.0												
220	DEPL	0.0	0.009		0.085		0.24		0.41		0.70				
221	DEPL	1.58	20.00												
222	PT 8	21.0													
223	PUNCH	0.0	433.0		1068.0		1718.0		2210.0		2857.0				
224	PUNCH	4572.0	4572.0												
225	DEPL	0.0	0.013		0.090		0.24		0.41		0.70				
226	DEPL	1.58	20.00												
227	PT 8	21.0833													
228	PUNCH	0.0	198.0		667.0		1135.0		1469.0		1907.0				
229	PUNCH	5051.0	5051.0												
230	DEPL	0.0	0.006		0.083		0.24		0.41		0.70				
231	DEPL	1.58	20.00												
232	PT 8	28.0													
233	PUNCH	0.0	408.0		1105.0		1902.0		2455.0		3181.0				
234	PUNCH	5089.0	5089.0												
235	DEPL	0.0	0.009		0.086		0.24		0.41		0.70				
236	DEPL	1.58	20.00												
237	PT 8	35.0													
238	PUNCH	0.0	732.0		1794.0		2885.0		3711.0		4797.0				
239	PUNCH	7675.0	7675.0												
240	DEPL	0.0	0.013		0.090		0.24		0.41		0.70				
241	DEPL	1.58	20.00												
242	PT 8	55.0833													
243	PUNCH	0.0	1069.0		2978.0		4535.0		5752.0		7371.0				
244	PUNCH	11794.0	11794.0												
245	DEPL	0.0	0.031		0.11		0.25		0.42		0.70				

S T R A N I N P U T D A T A

3-PILE ACMR STRUCTURE -- U.S. NAVY (42-IN. DIAMETER PILING) -- J.ATKINSON

```
                  1    1    2    2    3    3    4    4    5    5    6    6    7    7    8
LINE NO. 1...5....0....5....0....5....0....5....0....5....0....5....0....5....0....5....0

    246  DEFL          1.58      20.00
    247  PY       8   39.0
    248  FORCE         0.0     2221.0     3726.0     5579.0     7042.0     8997.0
    249  FORCE     14395.0    14395.0
    250  DEFL          0.0        0.037      0.11       0.26       0.42       0.70
    251  DEFL          1.58      20.00
    252  PY       8   56.0
    253  FORCE         0.0     4524.0     6794.0     9794.0    12220.0    15494.0
    254  FORCE     24790.0    24790.0
    255  DEFL          0.0        0.053      0.13       0.27       0.43       0.70
    256  DEFL          1.58      20.00
    257  PY       7   56.0833
    258  FORCE         0.0      774.0     1050.0     1425.0     1934.0     2625.0
    259  FORCE      2625.0
    260  DEFL          0.0        0.075      0.19       0.47       1.18       2.94
    261  DEFL         20.00
    262  PY       7   78.0
    263  FORCE         0.0      774.0     1050.0     1425.0     1934.0     2625.0
    264  FORCE      2625.0
    265  DEFL          0.0        0.075      0.19       0.47       1.18       2.94
    266  DEFL         20.00
    267  PY       8   78.0833
    268  FORCE         0.0     6307.0     9473.0    13656.0    17039.0    21603.0
    269  FORCE     34566.0    34566.0
    270  DEFL          0.0        0.053      0.13       0.27       0.43       0.70
    271  DEFL          1.58      20.00
    272  PY       8  146.0
    273  FORCE         0.0    11794.0    17712.0    25535.0    31859.0    40394.0
    274  FORCE     64631.0    64631.0
    275  DEFL          0.0        0.053      0.13       0.27       0.43       0.70
    276  DEFL          1.58      20.00
    277  PILE  1011 250.0       29.0       11.6
    278  PILE  1012 250.0       29.0       11.6
    279  JOINT
    280  JOINT  101   14.50   -8.37 156.00                                  TOP DECK
    281  JOINT  102    0.0    -8.37 156.00                                  TOP DECK
    282  JOINT  103  -14.50   -8.37 156.00                                  TOP DECK
    283  JOINT  104    7.25    4.18 156.00                                  TOP DECK
    284  JOINT  105   -7.25    4.18 156.00                                  TOP DECK
    285  JOINT  106    0.0    16.74 156.00                                  TOP DECK
    286  JOINT  201   14.50   -8.37 141.00                                  EQM DECK
    287  JOINT  202    0.0    -8.37 141.00                                  EQM DECK
    288  JOINT  203  -14.50   -8.37 141.00                                  EQM DECK
    289  JOINT  204    7.25    4.18 141.00                                  EQM DECK
    290  JOINT  205   -7.25    4.18 141.00                                  EQM DECK
    291  JOINT  206    0.0    16.74 141.00                                  EQM DECK
    292  JOINT  301   14.50   -8.37 126.00                                  DK BRACE
    293  JOINT  303  -14.50   -8.37 126.00                                  DK BRACE
    294  JOINT  306    0.0    16.74 126.00                                  DK BRACE
```

3.26

SHAKE INPUT DATA

3-PILE ACMR STRUCTURE -- U.S. NAVY (42-IN. DIAMETER PILING) -- J.ATKINSON

LINE NO.			1	1	2	2	3	3	4	4	5	5	6	6	7	7	8	
	1...5....0....5....0....5....0....5....0....5....0....5....0....5....0....5....0....5....0																	
295	JUINT	401	18.50	-0.37	97.50													AP LEVEL
296	JUINT	402	-18.50	-0.37	97.50													AP LEVEL
297	JUINT	406	0.0	18.74	97.50													AP LEVEL
298	JUINT	501	15.15	-0.75	93.00													5 LEVEL
299	JUINT	502	0.0	-0.75	93.00													5 LEVEL
300	JUINT	503	-15.15	-0.75	93.00													5 LEVEL
301	JUINT	504	7.58	4.37	93.00													5 LEVEL
302	JUINT	505	-7.58	4.37	93.00													5 LEVEL
303	JUINT	506	0.0	17.49	93.00													5 LEVEL
304	JUINT	507	17.32	-10.00	93.41													5 LEVEL
305	JUINT	508	-17.32	-10.00	93.41													5 LEVEL
306	JUINT	509	0.0	14.99	93.41													5 LEVEL
307	JUINT	510	15.15	-0.75	92.99													5 LEVEL
308	JUINT	511	-15.15	-0.75	92.99													5 LEVEL
309	JUINT	512	0.0	17.49	92.99													5 LEVEL
310	JUINT	513	17.74	-10.25	93.00													BKG BARR
311	JUINT	514	-17.74	-10.25	93.00													BKG BARR
312	JUINT	601	16.01	-9.25	87.00													BUAT LOG
313	JUINT	603	-16.01	-9.25	87.00													BUAT LOG
314	JUINT	605	0.0	18.49	87.00													EXINA JI
315	JUINT	611	16.01	-15.25	87.00													BUAT LOG
316	JUINT	612	0.0	-15.25	87.00													BUAT LOG
317	JUINT	613	-16.01	-15.25	87.00													BUAT LOG
318	JUINT	651	18.50	-9.75	81.00													M.L.W.
319	JUINT	652	-1.13	-9.75	81.00													M.L.W.
320	JUINT	653	-18.50	-9.75	81.00													M.L.W.
321	JUINT	654	9.00	3.90	81.00													M.L.W.
322	JUINT	655	-7.46	5.85	81.00													M.L.W.
323	JUINT	656	0.0	19.49	81.00													M.L.W.
324	JUINT	801	17.74	-10.25	75.00													BUAT LOG
325	JUINT	803	-17.74	-10.25	75.00													BUAT LOG
326	JUINT	806	0.0	20.49	75.00													BUAT LOG
327	JUINT	811	17.74	-15.25	75.00													BUAT LOG
328	JUINT	812	0.0	-15.25	75.00													BUAT LOG
329	JUINT	813	-17.74	-15.25	75.00													BUAT LOG
330	JUINT	701	18.70	-10.83	68.00													7 LEVEL
331	JUINT	702	0.0	-10.83	68.00													7 LEVEL
332	JUINT	703	-18.70	-10.83	68.00													7 LEVEL
333	JUINT	704	9.36	5.41	68.00													7 LEVEL
334	JUINT	705	-9.36	5.41	68.00													7 LEVEL
335	JUINT	706	0.0	21.66	68.00													7 LEVEL
336	JUINT	707	20.93	-12.08	68.41													7 LEVEL
337	JUINT	708	-20.93	-12.08	68.41													7 LEVEL
338	JUINT	709	0.0	24.16	68.41													7 LEVEL
339	JUINT	710	18.70	-10.83	67.99													7 LEVEL
340	JUINT	711	-18.70	-10.83	67.99													7 LEVEL
341	JUINT	712	0.0	21.66	67.99													7 LEVEL
342	JUINT	801	23.00	-13.05	34.00													8 LEVEL
343	JUINT	802	0.0	-13.05	34.00													8 LEVEL

S T R A N I N P U T D A T A

3-PILE ACMR STRUCTURE -- U.S. NAVY (42-IN. DIAMETER PILING) -- J.ATKINSON

```
                  1    1    2    2    3    3    4    4    5    5    6    6    7    7    8
LINE NO. 1...5....0....5....0....5....0....5....0....5....0....5....0....5....0....5....0

   344  JOINT  803  -23.66 -13.66  34.00                                  8 LEVEL
   345  JOINT  804   11.83   6.83  34.00                                  8 LEVEL
   346  JOINT  805  -11.83   6.83  34.00                                  8 LEVEL
   347  JOINT  806    0.0   27.33  34.00                                  8 LEVEL
   348  JOINT  807   25.83 -14.91  34.41                                  8 LEVEL
   349  JOINT  808  -25.83 -14.91  34.41                                  8 LEVEL
   350  JOINT  809    0.0   29.83  34.41                                  8 LEVEL
   351  JOINT  810   23.66 -13.66  33.99                                  8 LEVEL
   352  JOINT  811  -23.66 -13.66  33.99                                  8 LEVEL
   353  JOINT  812    0.0   27.33  33.99                                  8 LEVEL
   354  JOINT 1001   28.57 -16.49   0.0                                   MUDLINE
   355  JOINT 1002    0.0  -16.49   0.0                                   MUDLINE
   356  JOINT 1003  -28.57 -16.49   0.0                                   MUDLINE
   357  JOINT 1004   14.29   8.25   0.0                                   MUDLINE
   358  JOINT 1005  -14.29   8.25   0.0                                   MUDLINE
   359  JOINT 1006    0.0   32.99   0.0                                   MUDLINE
   360  JOINT 1007   30.74 -17.74   0.41                                  MUDLINE
   361  JOINT 1008  -30.74 - [illegible].74   0.41                         MUDLINE
   362  JOINT 1009    0.0   [illegible]   [illegible].41                         MUDLINE
   363  JOINT 1010   28.57 - [illegible]   [illegible].01                 111111 MDLH PIL
   364  JOINT 1010                                                  NONLIN
   365  JOINT 1010                                   1010    810 OBLIQU
   366  JOINT 1011  -28.57 -16.49  -0.01                          111111 MDLH PIL
   367  JOINT 1011                                                  NONLIN
   368  JOINT 1011                                   1011    811 OBLIQU
   369  JOINT 1012    0.0   32.99  -0.01                          111111 MDLH PIL
   370  JOINT 1012                                                  NONLIN
   371  JOINT 1012                                   1012    812 OBLIQU
   372  LOAD
   373  LOADCN   1
   374  LOAD Y  401 510    0.00    780                                  GLOB CONC     WN 0 1
   375  LOAD X  401 510                                  0.00-472951 GLOB MOMT     WN 0 1
   376  LOAD Y  403 511    0.00    780                                  GLOB CONC     WN 0 1
   377  LOAD X  403 511                                  0.00-472951 GLOB MOMT     WN 0 1
   378  LOAD Y  406 512    0.00    780                                  GLOB CONC     WN 0 1
   379  LOAD X  406 512                                  0.00-472951 GLOB MOMT     WN 0 1
   380  LOAD X  201 303    9.73     08   4.58     09                   GLOB UNIF     WV 0 1
   381  LOAD Y  201 303    9.73    101   4.58    119                   GLOB UNIF     WV 0 1
   382  LOAD Z  201 303    9.73-    15   4.58-    17                   GLOB UNIF     WV 0 1
   383  LOAD X  201 303   14.31     09   4.58     10                   GLOB UNIF     WV 0 1
   384  LOAD Y  201 303   14.31    119   4.58    136                   GLOB UNIF     WV 0 1
   385  LOAD Z  201 303   14.31-    17   4.58-    19                   GLOB UNIF     WV 0 1
   386  LOAD X  201 303   18.90     10   4.58     11                   GLOB UNIF     WV 0 1
   387  LOAD Y  201 303   18.90    136   4.58    154                   GLOB UNIF     WV 0 1
   388  LOAD Z  201 303   18.90-    19   4.58-    21                   GLOB UNIF     WV 0 1
   389  LOAD X  201 303   23.48     11   4.58     11                   GLOB UNIF     WV 0 1
   390  LOAD Y  201 303   23.48    154   4.58    165                   GLOB UNIF     WV 0 1
   391  LOAD Z  201 303   23.48-    21   4.58-    22                   GLOB UNIF     WV 0 1
   392  LOAD X  201 303   26.06     11   4.58     11                   GLOB UNIF     WV 0 1
```

3.28

STRAN - GROUP PROPERTIES REPORT

DATE 08/30/76

5-PILE ACMR STRUCTURE -- U.S. NAVY (42-IN. DIAMETER PILING) -- J.ATKINSON
TUBULAR MEMBER PROPERTIES

GRP	M/S	JOINT THICK FT.	WT IN.	OD IN.	AA IN2	IX IN4	IY IN4	IZ IN4	FY KSI	KY	KZ	SHEAR AREA IN2	INPUT SEC LEN FT.
*** E = 29000000.0 PSI, G = 11600000.0 PSI ***													
096	1	-0.00	.500	8.02	12.75	211.04	105.52	105.52	36.0	1.0	1.0	6.38	-0.00
106	1	-0.00	.844	10.75	20.27	649.04	324.52	324.52	36.0	1.0	1.0	13.13	-0.00
120	1	-0.00	.500	12.75	19.24	723.09	361.54	361.54	36.0	.8	1.0	9.02	-0.00
123	1	-0.00	.500	12.75	19.24	723.09	361.54	361.54	36.0	.8	.8	9.02	-0.00
125	1	-0.00	.365	10.75	11.91	321.47	160.73	160.73	36.0	.8	.8	5.95	-0.00
127	1	-0.00	.365	10.75	11.91	321.47	160.73	160.73	36.0	.8	.8	5.95	-0.00
137	1	-0.00	.375	12.75	14.58	558.67	279.34	279.34	36.0	1.0	.8	7.29	-0.00
140	1	-0.00	.375	14.00	16.05	745.52	372.76	372.76	36.0	.8	.8	8.03	-0.00
146	1	-0.00	.365	10.75	11.91	321.47	160.73	160.73	36.0	.8	.8	5.95	-0.00
150	1	-0.00	.365	10.75	11.91	321.47	160.73	160.73	36.0	.8	.8	5.95	-0.00
166	1	-0.00	.500	16.00	24.35	1463.88	731.94	731.94	36.0	.8	.8	12.17	-0.00
165	1	-0.00	.625	16.00	30.19	1787.05	893.52	893.52	36.0	1.0	.8	15.09	-0.00
186	1	-0.00	.500	16.00	24.35	1463.88	731.94	731.94	36.0	1.0	.8	12.17	-0.00
190	1	-0.00	.500	16.00	27.49	2106.34	1053.17	1053.17	36.0	1.0	.8	13.74	-0.00
200	1	-0.00	.625	20.00	38.04	3573.94	1786.97	1786.97	36.0	.8	.8	19.02	-0.00
210	1	-0.00	.750	20.00	45.36	4209.26	2104.13	2104.13	36.0	.8	.8	22.68	-0.00
04L	1	-0.00	1.000	30.00	91.11	19177.85	9588.93	9588.93	36.0	1.0	1.0	45.55	-0.00
P1	1	-0.00	1.750	42.00	221.29	89793.68	44896.84	44896.84	36.0	1.0	1.0	110.64	-0.00
P2	1	-0.00	2.000	42.00	251.33	100762.29	50391.15	50391.15	36.0	1.0	1.0	125.66	-0.00
P3	1	-0.00	1.250	36.00	136.46	41250.28	20625.14	20625.14	36.0	1.0	1.0	66.23	-0.00
JL4	1	-0.00	1.750	48.00	254.27	136170.95	68085.48	68085.48	36.0	1.0	1.0	127.14	-0.00
JL5	1	-0.00	1.000	47.00	144.51	76483.64	38241.82	38241.82	36.0	1.0	1.0	72.26	-0.00
JL6	1	-0.00	1.000	47.00	144.51	76483.64	38241.82	38241.82	36.0	1.0	1.0	72.26	-0.00
JL7	1	-0.00	.500	45.50	70.69	35769.12	17884.56	17884.56	36.0	1.0	1.0	35.34	-0.00
JL8	1	-0.00	.500	45.50	70.69	35769.12	17884.56	17884.56	36.0	1.0	1.0	35.34	-0.00
DUM	1	-0.00	.500	16.00	27.49	2106.34	1053.17	1053.17	36.0	1.0	1.0	13.74	-0.00

3-PILE ACMR STRUCTURE -- U.S. NAVY (42-IN. DIAMETER PILING) -- J.ATKINSON
WIDE FLANGE/WIDE FLANGE COMPACT MEMBER PROPERTIES

GRP	M/S	JOINT THICK FT.	FLANGE THICK IN.	FLANGE WIDTH IN.	WEB THICK IN.	FILET RADIUS IN.	DEPTH IN.	AX IN2	IX IN4	IY IN4	IZ IN4	FY KSI	KY	KZ	LB FT.	INPUT SEC LEN FT.
*** E = 29000000.0 PSI, G = 11600000.0 PSI ***																
W10	1	-0.00	.370	7.50	.355	.500	10.00	10.20	1.25	802.00	40.20	36.0	2.0	.5	.01	-0.00
W08	1	-0.00	.398	6.50	.245	.500	7.93	7.06	.34	82.50	18.20	36.0	1.0	1.0	.01	-0.00
W06	1	-0.00	.269	6.00	.235	.500	6.00	4.56	.11	30.10	9.67	36.0	1.0	1.0	.01	-0.00

SECTION 4.0

BASIC LOADS

4.1 INTRODUCTION

This section presents the loads which are applied to the structure.

Section 4.2 contains the estimated weight of the structural material not considered by SEALOAD because of the structural idealization of the model.

Section 4.3 contains the calculations for live loads applied to the Upper Deck and to the Equipment Deck.

Section 4.4 illustrates the data required for the wind loads feature of SEALOAD. The wind loading applied to the individual structural members of the model is found in Appendix B.2.

Section 4.5 contains a summary of the shear force and overturning moment at the mudline for each wave direction. The wave loading applied to the individual structural members of the model is found in Appendix B.2

4.1 Dead Loads

The weight of the structure is computed by the SEALOAD-2 Program for the structure represented by the mathematical model. For that part of the platform that is not described by the model the following loads were added to the Dead Load, Condition #3, as Load Condition #6.

Top Deck

15.0^k Total - Estimated
Distribution: 5.0^k to each Column (A, B, C)

Equipment Deck

18.0^k Total - Estimated
Distribution: 5.0^k to Column A
6.5^k to Column B & C

Boat Landing

22.0^k Total - Ref. Miscellaneous Structures
Distribution: 11.0^k to Center of Member 601-611
11.0^k to Center of Member 603-613

Boat Bumpers

2.4^k Total - Estimated
Distribution: 1.2^k to bumper at Joint 513
1.2^k to bumper at Joint 514

4.2 Live Loads

Top Deck

Live Load = 100 psf

Total Load = 0.10 ksf x 364 ft² = 36.4 ᵏ

Load / Deck Beam = $\frac{36.4^k}{3} \times \frac{1}{29.0\,ft}$ = 0.42 ᵏ/ft

Applied to Members: 101 - 102
102 - 103
103 - 105
105 - 106
101 - 104
104 - 106

Equipment Deck

Live Load = 150 psf

Main Deck Load = 0.15 ksf x 364 ft² = 54.6 ᵏ

Solar Panel Cantilever Load = 0.15 ksf x 192 ft² = 28.8 ᵏ

For Members: 201-202; 202-203; 201-204; 204-206

Load / Deck Beam = $\frac{54.6^k}{3} \times \frac{1}{29.0\,ft}$ = 0.63 ᵏ/ft

For Members: 203-205; 205-206

Load / Deck Beam = $\left(\frac{54.6^k}{3} \times \frac{1}{29.0\,ft}\right) + \frac{28.8^k}{29.0\,ft}$ = 1.60 ᵏ/ft

4.3 WIND LOADS

The wind loads on that part of the idealized platform not in the wave are computed by the SEALOAD-2 Program. Appurtenances or structure not contained in the mathematical model are added as separate areas. The following area was add for the analysis of this platform

Segment #1 - Solar Panel & Equipment

Area = 15' x (29' + 9.67) x 0.5 = 290 ⌀

Vert. Centroid above Mudline = 148'

Wind Velocity = 145 M.P.H.

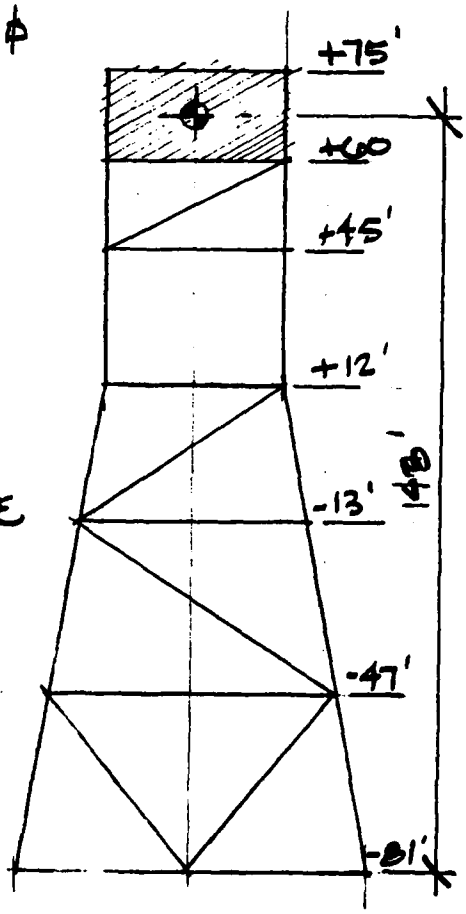

Segment #2 - Antenna

The antenna for this structure is shielded by the super structure leg and therefore is neglected.

TOTAL WIND LOAD = 31.98 K

By J. Talbot Client U.S. Navy Subject Design of 81' MLW Structure
Date 7-7-76 Job No. 27-771-94 Calculation Basic Loads

4.4 Wave Loads

The wave loads on the members of the idealized platform are calculated by the SEALOAD-2 Program using Dean's Stream Function wave grid profile.

A summary of the shear force and overturning moment at the mudline for each wave direction selected is included in this section. Note that these forces and moments also include the wind loads.

The following four pages contain the wave summary of Dean's Stream Function wave grid profile with the modification for free surface effects.

The roughness effect of the marine fouling for that part of the structure from the Mean Low Water to the Mudline is considered by increasing the effective diameter used in SEALOAD to increase the drag. However, this results in a larger inertial force being applied to the structure. Therefore, the mass coefficient is reduced correspondingly. The following equations are used to determine Deff and Cm used in SEALOAD.

$$Dact = D + 2''$$
$$Deff = Dact \times 1.02/.74$$
$$C_{meff} = \frac{Dact^2}{36 \times Deff}$$

These equations produce the following table.

D	Dact	Deff	Cm
10 3/4"	12.75	17.57	0.257
12 3/4"	14.75	20.33	0.297
14"	16.00	22.05	0.322
16"	18.00	24.81	0.363
18"	20.00	27.57	0.403
20"	22.00	30.32	0.443
45 1/2"	47.50	65.47	0.957
47 1/2"	49.50	68.23	0.997

CREST OFFSHORE, INC.

Sheet 407 of ____

By [illegible] Client U.S. NAVY Subject ____

Date [illegible] Job No. 27-771- Calculation ____

BOAT LANDING WAVE AREA

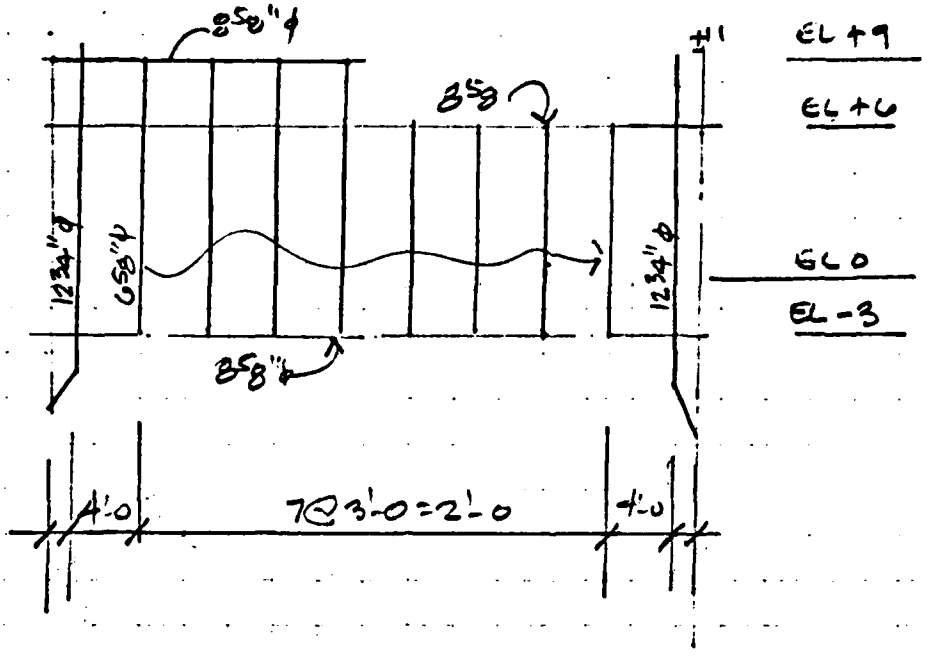

SURFACE AREA FRONT FACE

HORIZONTAL'S

	1-8 5/8" φ = 0.72 φ x 16' =	11.52 φ	
	2-" = 0.72 x 29' x 2 =	41.76	53.28
VERT.	2-12 3/4 = 1.0625 x 2 x 18' =	38.34	
	4-6 5/8" = 0.552 x 4 x 13' =	28.70	
	4-" = 0.552 x 4 x 10' =	22.08	89.12
		142.4 S.F.	

BACK FACE

HOR.	1-6 5/8" φ = 0.552 x 16' x 1 =	8.83 S.F.
	2-8 5/8" φ = 0.720 x 29 x 2 =	41.76 "
VER.	3-6 5/8 φ = 0.552 x 9 x 2 =	9.94 "
	2-6 5/8 φ = 0.552 x 13 x 2 =	14.35 "
		74.88

ASSUMING BACK FACE IS SHIELDED SOMEWHAT

TOTAL AREA = 142.4 + 0.5 x 74.88 = 179.84 S.F.

SAY 180 S.F. SURFACE AREA

**** L O A D S U M M A R Y R E P O R T ****

WAVE NUMBER = 1 WAVE DIRECTION = 90.000

X SHEAR FORCE =	17.1502 KIPS
Y SHEAR FORCE =	1269.5241 KIPS
RESULTANT SHEAR FORCE =	1269.6397 KIPS
X MUDLINE MOMENT =	-102432.5916 FT-KIPS
Y MUDLINE MOMENT =	2106.4435 FT-KIPS
RESULTANT MUDLINE MOMENT =	102454.2480 FT-KIPS
Z VERTICAL FORCE =	-69.0446 KIPS

**** L O A D S U M M A R Y R E P O R T ****

WAVE NUMBER = 2 WAVE DIRECTION =270.000

X SHEAR FORCE =	=4.1986 KIPS
Y SHEAR FORCE =	=1205.9373 KIPS
RESULTANT SHEAR FORCE =	1205.9446 KIPS
X MUDLINE MOMENT =	97493.3265 FT-KIPS
Y MUDLINE MOMENT =	=620.0007 FT-KIPS
RESULTANT MUDLINE MOMENT =	97495.2980 FT-KIPS
Z VERTICAL FORCE =	=57.9278 KIPS

**** L O A D S U M M A R Y R E P O R T ****

WAVE NUMBER = 4 WAVE DIRECTION = 60.000

X SHEAR FORCE =	586.3057 KIPS
Y SHEAR FORCE =	1080.7772 KIPS
RESULTANT SHEAR FORCE =	1229.5665 KIPS
X MUDLINE MOMENT =	-85928.1041 FT-KIPS
Y MUDLINE MOMENT =	45644.3235 FT-KIPS
RESULTANT MUDLINE MOMENT =	97298.7525 FT-KIPS
Z VERTICAL FORCE =	-78.4349 KIPS

**** L O A D S U M M A R Y R E P O R T ****

WAVE NUMBER = 5 WAVE DIRECTION =240.000

X SHEAR FORCE =	-610.2811 KIPS
Y SHEAR FORCE =	-1071.0628 KIPS
RESULTANT SHEAR FORCE =	1232.7281 KIPS
X MUDLINE MOMENT =	84312.8692 FT-KIPS
Y MUDLINE MOMENT =	-48830.8830 FT-KIPS
RESULTANT MUDLINE MOMENT =	97452.6180 FT-KIPS
Z VERTICAL FORCE =	-32.2936 KIPS

SECTION 5.0

LOADING CONDITIONS

5.1 INTRODUCTION

This section describes the wave approaches considered and the loading conditions used to analyze the structure for the 50 year storm.

Load Conditions 1, 2, 4 and 5 are the load conditions generated by SEALOAD for the maximum force on the structure (in the area of the wave crest) for the four selected wave approaches. Load Condition 3 is the dead weight generated by SEALOAD. Load Condition 6 is the dead weight not included by the model, and the live load on the two deck areas. Load Conditions 7 to 10 are the maximum wave load conditions, Load Conditions 1, 2, 4 and 5, added to the sum of Load Conditions 3 and 6, the total dead weight and live load of the structure.

AD-A165 698 DESIGN CALCULATIONS 81' MLW STRUCTURE EAST COAST AIR COMBAT MANEUVERING R..(U) CREST ENGINEERING INC TULSA OK SEP 76 27-771-94 N62477-76-C-0179 2/8

UNCLASSIFIED F/G 13/13 NL





MICROCOPY RESOLUTION TEST CHART

5.1 LOADING COMBINATIONS

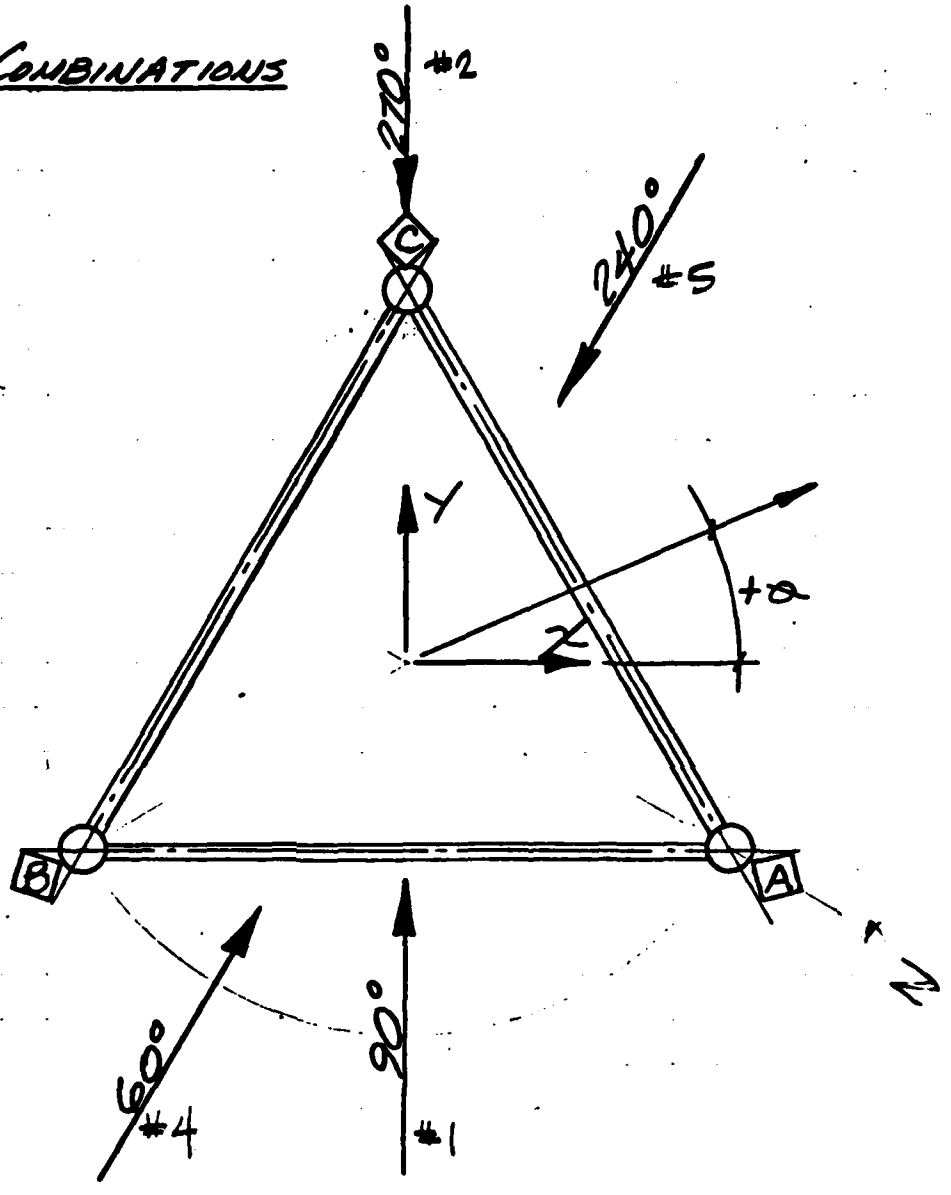

LOAD CASE	1:	WIND and WAVE at 90°
LOAD CASE	2:	WIND and WAVE at 270°
LOAD CASE	3:	DEAD LOADS
LOAD CASE	4:	WIND and WAVE at 60°
LOAD CASE	5:	WIND and WAVE at 240°
LOAD CASE	6:	LIVE LOADS + EQUIP. DL, DEAD LOADS
LOAD CASE	7:	LD 1 + LD. 3 + LD. 6
LOAD CASE	8:	LD 2 + LD 3 + LD 6
LOAD CASE	9:	LD 3 + LD 4 + LD 6
LOAD CASE	10:	LD 3 + LD 5 + LD 6

SECTION 6.0

SPACE FRAME ANALYSIS

6.1 INTRODUCTION

This section contains the results of the space frame analysis of the structure subjected to the specified environmental conditions.

The space frame analysis set forth herein utilizes the available computer programs available at Synercom Technology, Inc., Houston, Texas. The program processing procedures are as follows:

1. Set up SEALOAD-2 program to obtain desired wind, wave and dead weight (including buoyancy effect) loadings on the structural components.

2. Update loadings in Step (1) due to additional dead weight and live loads on the structure.

3. Perform space frame analysis by using STRAN computer program.

6.2 MAXIMUM MEMBER STRESSES

THE FOLLOWING THREE PAGES TABULATE THE MAXIMUM STRESS EACH MEMBER OF THE MATHEMATICAL MODEL EXPERIENCES. THE LOADING CONDITION IN WHICH THIS STRESS OCCURS AS WELL AS THE MAXIMUM UNITY CHECK ARE INDICATED. SINCE A ONE-THIRD INCREASE OF ALL ALLOWABLE STRESSES WAS USED BY THE COMPUTER DUE TO THE STORM CONDITION, ALL UNITY CHECKS SHOULD BE COMPARED TO 1.00.

STRAIN GAGE STRESS REPORT NO. 3

3-PILE BENT STRUCTURE -- U.S. 441 (42-IN. DIAMETER PILING) -- J.ATKINSON

GAGE NO.	GROUP ID	MAXIMUM COMBINED UNITY CK	LOAD CASE NO.	DIST FROM END (FT)	AXIAL STRESS KSI	BENDING STRESS Y KSI	BENDING STRESS Z KSI	SHEAR FREE FY KIPS	SHEAR FREE FZ KIPS	KLY/RY	KLZ/RZ	SECOND-HIGHEST UNITY CHECK	SECOND-HIGHEST LOAD COND	THIRD-HIGHEST UNITY CHECK	THIRD-HIGHEST LOAD COND
101	102 PILE-01	.531	7	0.0	-.22	4.11	11.29	1.00	-0.92	49.5	55.2	.502	8	.477	10
101	104 PILE-01	.512	10	0.0	-.34	4.77	-2.98	-.88	-7.28	49.4	55.2	.505	7	.490	8
101	201 BRACE-01	.087	10	15.0	-.20	-1.67	0.00	4.25	3.56	17.5	17.5	.063	8	.043	9
102	103 PILE-01	.396	7	14.5	-.19	4.61	6.98	-.68	7.19	49.5	55.2	.391	8	.248	9
102	104 PILE-01	.102	7	14.5	-.09	-.10	2.10	-.12	.17	50.9	108.3	.071	10	.069	9
103	103 PILE-01	.049	7	14.5	-.18	.21	-.90	.03	.19	50.9	108.3	.046	8	.045	10
103	105 PILE-01	.506	7	0.0	-.15	4.46	-5.84	-.47	-7.54	49.4	55.2	.360	8	.259	9
104	203 BRACE-01	.093	8	15.0	-.20	-2.58	0.00	-10.41	7.55	17.5	17.5	.087	10	.048	7
104	105 PILE-01	.130	8	3.6	-.24	-.30	.74	.01	-.05	50.9	108.4	.050	7	.040	9
104	106 PILE-01	.518	10	14.5	-.51	3.47	-5.17	.52	11.82	49.5	55.2	.255	9	.241	7
105	106 PILE-01	.505	10	14.5	-.56	4.73	-0.08	.52	7.09	49.5	55.2	.186	8	.178	9
106	206 BRACE-01	.127	7	15.0	-.21	-3.42	0.00	-3.76	-16.52	17.5	17.5	.106	9	.065	8
201	202 PILE-01	.508	7	0.0	2.12	6.66	12.10	1.09	-4.42	49.5	55.2	.651	8	.625	9
201	204 PILE-01	.776	7	0.0	-4.46	6.98	11.52	.99	-10.30	49.4	55.2	.696	9	.674	8
201	301 BRACE-01	.641	7	15.0	-.60	-17.76	0.00	12.75	49.87	17.5	17.5	.564	8	.468	9
201	305 BRACE-01	.759	7	32.6	-.11	-21.47	0.00	63.82	4.20	72.3	90.4	.695	9	.536	8
202	203 PILE-01	.532	7	14.5	2.03	6.47	7.51	-.74	10.36	49.5	55.2	.515	8	.419	9
202	204 PILE-01	.101	7	14.5	-.08	-.65	2.25	-.13	.17	50.9	108.3	.095	10	.091	9
202	205 PILE-01	.064	10	0.0	.24	.56	1.07	.02	-.25	50.9	108.3	.058	7	.055	9
203	204 PILE-01	.638	7	0.0	2.49	10.01	-6.34	-.50	-24.81	49.4	55.2	.759	8	.700	9
203	303 BRACE-01	.567	7	15.0	-.12	-19.18	0.00	-15.17	61.15	17.5	17.5	.656	8	.567	9
203	305 BRACE-01	.544	7	32.6	-7.51	-0.62	0.00	-.34	1.77	72.3	90.4	.526	9	.436	8
204	205 PILE-01	.062	7	0.0	.28	.64	-.86	-.00	-.27	50.9	108.4	.058	8	.054	9
204	206 PILE-01	.519	10	14.5	2.74	6.65	-5.98	.61	15.50	49.5	55.2	.442	7	.436	8
205	206 PILE-01	.762	10	14.5	-2.40	10.25	-4.85	.40	24.41	49.5	55.2	.603	8	.576	9
206	306 BRACE-01	1.017	10	32.6	-4.56	-20.74	0.00	27.49	-.03	72.3	90.4	.778	8	.692	7
206	306 BRACE-01	.798	7	15.0	-1.54	-21.38	0.00	14.41	75.60	17.5	17.5	.739	8	.607	9
301	303 PILE-01	.603	9	29.0	-2.11	-20.46	0.00	19.43	3.07	64.2	64.2	.724	7	.665	8
301	305 PILE-01	.670	10	29.0	4.60	20.38	0.00	-19.40	.71	64.2	64.2	.810	7	.738	9
301	401 BRACE-01	.989	7	28.5	-.28	-25.30	0.00	-5.29	-114.89	33.3	33.3	.821	8	.644	9
302	303 PILE-01	.648	7	29.0	5.50	14.92	0.00	-6.51	5.47	64.2	64.2	.678	8	.537	10
302	402 BRACE-01	.393	8	28.5	-1.51	-23.25	0.00	-9.11	106.35	33.3	33.3	.692	7	.767	10
302	406 BRACE-01	1.152	7	28.5	-2.36	-30.56	0.00	-10.96	-127.42	33.3	33.3	.977	8	.877	9
401	501 PILE-01	.434	7	4.6	-3.70	-0.66	0.00	-103.92	50.88	3.3	3.3	.417	8	.357	9
401	502 PILE-01	.277	8	4.6	-4.03	-3.12	0.00	6.21	-10.72	3.9	3.9	.266	7	.173	10
402	503 PILE-01	.402	7	4.6	-5.42	-4.44	0.00	117.89	81.44	3.3	3.3	.449	8	.423	9
402	511 PILE-01	.410	10	4.6	-4.16	-3.64	0.00	7.76	-35.37	3.9	3.9	.446	9	.293	7
403	503 PILE-01	.473	7	4.6	7.62	6.00	0.00	-10.65	-84.63	3.3	3.3	.451	8	.386	9
404	512 PILE-01	.553	7	4.6	-9.64	-6.12	0.00	-.35	-24.38	3.9	3.9	.513	8	.464	9
501	502 PILE-01	.425	8	15.1	-6.20	-5.42	0.00	-11.29	-1.79	53.5	26.7	.368	9	.353	7
501	504 PILE-01	.456	7	0.0	-11.03	-11.13	0.00	4.21	4.31	53.5	26.7	.802	8	.734	9
501	601 BLOCK-01	.718	7	0.0	-6.65	-14.04	0.00	126.44	-36.81	4.5	4.5	.675	8	.617	9
501	652 PILE-01	.459	9	0.0	6.59	0.02	0.00	-13.36	-4.51	28.5	28.5	.419	10	.284	8
502	503 PILE-01	.464	8	0.0	-5.46	-3.13	0.00	11.00	.40	53.5	26.7	.343	7	.247	10
502	504 PILE-01	.183	8	0.0	.73	4.55	0.00	-1.54	-1.58	39.6	39.6	.141	10	.116	7
502	505 PILE-01	.315	10	0.0	2.19	6.58	0.00	3.53	-1.06	39.6	39.6	.310	9	.233	7
503	504 PILE-01	.392	10	0.0	-4.91	-4.34	0.00	-2.44	-6.44	53.5	26.7	.378	8	.304	7
503	603 BLOCK-01	.605	7	0.0	-8.27	-14.85	0.00	-131.50	-45.99	4.5	4.5	.634	8	.612	9

S-PILE ACAN STRUCTURE -- U.S. NAVY (42-IN. DIAMETER PILING) -- J.ATKINSON

MEMBER NO.	GROUP ID	MAXIMUM COMBINED UNITY CK	LOAD COND NO.	DIST FROM END(FT)	AXIAL STRESS KSI	BENDING STRESS Y KSI	BENDING STRESS Z KSI	SHEAR FORCE FY KIPS	SHEAR FORCE FZ KIPS	KLY/RY	KLZ/RZ	SECOND-HIGHEST UNITY CHECK	SECOND-HIGHEST LOAD COND	THIRD-HIGHEST UNITY CHECK	THIRD-HIGHEST LOAD COND
503= 635	210=01	.705	8	0.0	12.83	9.22	0.00	-6.16	-14.73	28.5	28.5	.761	10	.741	7
504= 505	125=01	.298	8	15.2	-2.27	-0.04	0.00	-3.91	.29	39.6	39.6	.292	7	.211	9
504= 506	105=01	.913	7	15.2	-12.19	-11.40	0.00	-.97	8.29	53.5	26.7	.736	9	.711	8
505= 506	105=01	.546	9	15.2	5.40	10.13	0.00	-3.57	7.10	53.5	26.7	.536	7	.517	10
506= 606	215=01	.657	7	0.0	10.97	7.96	0.00	10.86	72.20	4.5	4.5	.645	8	.557	10
506= 634	210=01	.808	7	0.0	15.37	9.90	0.00	10.31	-15.40	28.5	28.5	.727	8	.658	9
510= 710	P1=01	.277	8	0.0	-4.65	-3.12	0.00	7.44	29.98	21.4	21.4	.268	7	.162	10
511= 711	P1=01	.469	10	0.0	-8.10	-5.24	0.00	5.87	48.73	21.4	21.4	.446	9	.293	7
512= 712	P1=01	.555	7	0.0	-9.84	-6.12	0.00	-.33	63.01	21.4	21.4	.513	8	.464	9
601= 651	JL5=01	.518	7	0.0	-6.72	-8.19	0.00	96.40	-33.41	4.5	4.5	.482	8	.392	9
603= 653	JL5=01	.465	9	0.0	-8.09	-5.51	0.00	-53.76	-55.33	4.5	4.5	.452	7	.442	10
604= 654	JL5=01	.553	7	0.0	10.96	4.96	0.00	10.86	54.80	4.5	4.5	.549	8	.476	10
651= 651	JL6=01	.369	7	0.0	-6.75	-3.86	0.00	86.81	-26.77	4.5	4.5	.336	8	.227	9
652= 703	210=01	.463	10	21.9	-8.83	-7.28	0.00	-15.62	-3.06	30.9	30.9	.470	9	.227	7
653= 653	JL6=01	.354	9	0.0	-6.12	-2.08	0.00	-48.00	-46.05	4.5	4.5	.332	10	.292	7
654= 701	210=01	.576	8	21.9	-12.77	-3.00	0.00	8.46	-3.09	30.9	30.9	.571	7	.471	10
655= 706	210=01	.644	7	21.9	-13.24	-4.56	0.00	-9.17	-4.26	30.9	30.9	.604	8	.553	9
656= 656	JL6=01	.467	8	0.0	-10.82	-2.61	0.00	-84.18	-49.17	4.5	4.5	.465	7	.412	10
661= 701	JL6=01	.267	7	7.1	-7.00	-1.25	0.00	20.70	-13.51	5.2	5.2	.255	8	.134	9
663= 703	JL6=01	.356	9	7.1	-8.47	-1.78	0.00	-8.76	-14.05	5.2	5.2	.331	10	.221	7
666= 706	JL6=01	.423	8	7.1	-10.62	-1.58	0.00	-84.18	-32.16	5.2	5.2	.406	7	.381	10
701= 702	157=01	.401	10	18.8	-5.83	-0.89	0.00	-5.85	.00	82.3	41.1	.367	9	.351	8
701= 704	157=01	.376	9	18.8	-5.01	-0.59	0.00	5.72	-.04	82.3	41.1	.324	10	.212	8
701= 801	JL7=01	.304	7	8.6	-4.71	-4.04	0.00	-.70	.54	26.0	26.0	.280	8	.254	10
701= 806	200=01	.698	7	0.0	-12.61	-0.58	0.00	-7.35	9.27	76.3	76.3	.739	9	.678	8
702= 703	157=01	.359	8	0.0	-5.51	-0.05	0.00	5.94	.25	82.3	41.1	.339	10	.300	7
702= 704	127=01	.136	7	0.0	-.89	-3.10	0.00	2.25	-.11	49.0	49.0	.131	8	.022	9
702= 705	127=01	.210	9	0.0	-1.14	-4.71	0.00	-3.77	-.14	49.0	49.0	.205	10	.120	7
703= 705	157=01	.221	8	18.8	.84	5.51	0.00	3.95	-.44	82.3	41.1	.210	7	.165	10
703= 801	200=01	.679	9	0.0	-8.89	-9.48	0.00	10.30	3.79	76.3	76.3	.602	10	.338	7
703= 803	JL7=01	.568	9	8.6	-12.59	-4.16	0.00	-.21	-.67	26.0	26.0	.558	10	.470	7
704= 705	127=01	.225	10	0.0	-1.16	-5.13	0.00	3.89	-.16	49.0	49.0	.222	8	.213	9
704= 706	157=01	.303	9	18.8	-3.72	-3.01	0.00	3.98	.40	82.3	41.2	.239	10	.209	7
705= 706	157=01	.202	7	18.8	-1.45	-3.45	0.00	-2.60	.54	82.3	41.2	.196	9	.185	10
706= 803	2 0=01	.995	10	0.0	-13.78	-0.87	0.00	1.20	10.52	76.2	76.2	.931	8	.770	9
706= 806	JL7=01	.594	7	8.6	12.65	4.46	0.00	2.80	2.66	26.0	26.0	.590	8	.505	10
710= 810	P2=01	.235	8	34.5	-4.44	-2.27	0.00	7.25	-2.08	29.2	29.2	.208	7	.121	10
711= 811	P2=01	.364	10	0.0	-7.27	-3.01	0.00	6.19	-5.00	29.2	29.2	.320	9	.253	8
712= 812	P2=01	.411	7	0.0	-8.75	-2.70	0.00	-.33	-6.05	29.2	29.2	.352	9	.348	8
801= 802	140=01	.444	10	23.7	-5.62	-5.26	0.00	-7.20	.14	82.9	41.4	.367	9	.280	8
801= 804	100=01	.302	8	0.0	-4.70	-3.74	0.00	.94	-1.58	82.9	41.4	.295	7	.268	10
801=1001	JL8=01	.123	8	0.0	.30	3.25	0.00	-21.41	11.55	26.0	26.0	.123	7	.101	10
801=1002	140=01	.522	10	0.0	-7.33	-4.95	0.00	5.90	3.35	72.7	72.7	.421	9	.241	8
801=1004	100=01	.303	7	0.0	-13.45	-0.05	0.00	-2.77	5.60	72.7	72.7	.652	8	.567	9
802= 803	140=01	.404	10	0.0	-5.99	-5.56	0.00	4.42	.70	82.9	41.4	.314	9	.290	8
802= 804	140=01	.145	7	0.0	-.81	-3.17	0.00	1.67	.07	61.8	61.8	.142	8	.070	9
802= 805	140=01	.219	9	0.0	-1.15	-4.90	0.00	-2.86	-.01	61.8	61.8	.211	10	.125	7
803= 805	100=01	.495	7	23.7	-7.09	-4.47	0.00	-4.93	.70	82.9	41.4	.418	8	.414	9

6.04

STRAN MEMBER STRESS REPORT NO. 3

DATE 08/30/76

3-PILE ACKR STRUCTURE -- U.S. NAVY (42-IN. DIAMETER PILING) -- J.ATKINSON

MEMBER NO.	GROUP ID	MAXIMUM COMBINED UNITY CK	LOAD COND NO.	DIST FROM END(FT)	AXIAL STRESS KSI	BENDING STRESS Y KSI	BENDING STRESS Z KSI	SHEAR FORCE FY KIPS	SHEAR FORCE FZ KIPS	KLY/RY	KLZ/RZ	SECOND-HIGHEST UNITY CHECK	SECOND-HIGHEST LOAD COND	THIRD-HIGHEST UNITY CHECK	THIRD-HIGHEST LOAD COND
803-1002	100-01	.566	9	0.0	-7.16	-6.96	0.00	6.64	2.23	72.7	72.7	.500	10	.211	8
803-1003	JL6-01	.086	10	17.2	.79	1.67	0.00	.49	.63	26.0	26.0	.064	9	.061	8
803-1005	100-01	.908	9	0.0	-15.01	-5.51	0.00	-.89	5.59	72.7	72.7	.860	7	.707	10
804- 805	140-01	.261	10	0.0	-1.25	-5.95	0.00	3.02	-.03	61.8	61.8	.250	8	.244	9
804- 806	180-01	.319	7	23.7	4.80	4.40	0.00	3.12	1.47	82.9	41.4	.302	8	.180	9
805- 806	160-01	.526	7	23.7	-7.74	-3.50	0.00	-1.56	1.46	82.9	41.4	.497	9	.365	10
805-1004	100-01	.854	8	0.0	-12.74	-5.66	0.00	-4.15	4.04	72.7	72.7	.686	7	.647	10
806-1005	100-01	1.010	10	0.0	-14.92	-6.48	0.00	.93	5.94	72.7	72.7	.859	8	.742	9
806-1006	JL6-01	.142	9	0.0	.72	3.56	0.00	-15.96	20.96	26.0	26.0	.125	10	.114	7
810-1010	P2-01	.301	8	34.5	-4.54	-4.12	0.00	7.41	-13.14	29.2	29.2	.274	7	.252	10
811-1011	P2-01	.422	10	34.5	-7.47	-4.64	0.00	5.93	-35.92	29.2	29.2	.368	9	.321	8
812-1012	P2-01	.499	7	34.5	-8.93	-5.35	0.00	-.33	-40.68	29.2	29.2	.437	8	.416	9
1001-1002	100-01	.293	8	0.0	-4.64	-1.63	0.00	-.36	.01	88.6	44.3	.253	7	.247	9
1001-1004	100-01	.348	8	0.0	-4.14	-3.80	0.00	-.70	-1.78	88.6	44.3	.318	7	.234	9
1002-1003	100-01	.555	10	28.6	-8.00	-3.95	0.00	-1.74	1.08	88.6	44.3	.417	9	.293	8
1002-1004	140-01	.209	7	0.0	-.55	-5.28	0.00	.04	.84	74.7	74.7	.205	10	.204	9
1002-1005	140-01	.193	7	0.0	-.52	-4.65	0.00	-.05	.79	74.7	74.7	.189	8	.168	9
1003-1005	100-01	.573	10	0.0	-7.27	-4.90	0.00	-.80	-2.17	88.6	44.3	.437	9	.334	8
1004-1005	140-01	.166	10	0.0	-.97	-4.02	0.00	.36	.49	74.7	74.7	.177	9	.090	8
1004-1006	180-01	.656	7	28.6	-9.15	-3.93	0.00	.64	1.89	88.6	44.3	.563	9	.436	8
1005-1006	180-01	.606	7	28.6	-9.35	-3.86	0.00	-.47	2.13	88.6	44.3	.604	9	.446	10
0- 0		0.000	0	0.0	0.00	0.00	0.00	0.00	0.00	0.0	0.0	0.000	0	0.000	0

6.3 MAXIMUM MEMBER FORCES

THE FOLLOWING THREE PAGES TABULATE THE MAXIMUM MEMBER FORCES FOR EACH MEMBER OF THE MATHEMATICAL MODEL. SINCE A ONE-THIRD INCREASE OF ALL ALLOWABLE STRESSES WAS USED BY THE COMPUTER DUE TO THE STORM CONDITION, ALL UNITY CHECKS SHOULD BE COMPARED TO 1.00.

STRAN MEMBER STRESS REPORT NO. 1

DATE 08/30/76

3-PILE ACMR STRUCTURE -- U.S. NAVY (42-IN. DIAMETER PILING) -- J.ATKINSON

MEMBER NO.	GROUP ID	MAXIMUM COMBINED UNITY CK	UNITY CHECK COMPONENT VALUES AXIAL	Y-AXIS	Z-AXIS	LOAD COND NO.	DIST FROM END(FT)	CONTROLLING MEMBER ACTIONS FORCE FX KIPS	TORSION MX IN-KIPS	MOMENT MY IN-KIPS	MOMENT MZ IN-KIPS	NEXT TWO HIGH CASES: COMBINED UNITY CK	LD CN	COMBINED UNITY CK	LD CN
101-102	A10-01	.531	.009	.130	.392	7	0.0	-3.54	.01	366.48	121.03	.502	8	.497	10
101-104	A10-01	.512	.014	.151	.347	10	0.0	-5.55	-.01	424.99	-107.00	.505	7	.490	8
101-201	DBL-01	.067	.010	.004	.054	10	15.0	-24.02	-209.74	272.32	-1031.40	.063	8	.043	9
102-103	A10-01	.396	.008	.145	.242	7	14.5	-3.15	-.01	410.44	74.82	.391	8	.288	9
102-104	A06-01	.062	.005	.003	.073	7	14.5	-.62	-.00	-2.12	11.78	.071	10	.069	9
102-105	A06-01	.049	.011	.007	.031	7	14.5	-1.65	.00	4.47	-5.07	.046	8	.045	10
103-105	A10-01	.366	.007	.157	.203	7	0.0	-2.31	-.00	441.96	-62.62	.360	8	.259	9
103-203	DBL-01	.049	.009	.035	.054	8	15.0	-23.43	134.79	1035.86	1281.67	.047	10	.048	7
104-105	A06-01	.050	.015	.009	.026	8	3.0	-1.69	-.01	-6.17	4.13	.050	7	.040	9
104-106	A10-01	.318	.013	.125	.160	10	14.5	-5.07	.02	353.58	-55.45	.255	9	.241	7
105-106	A10-01	.305	.015	.149	.142	10	14.5	-5.76	.01	421.36	-43.78	.188	8	.178	9
106-206	DBL-01	.127	.008	.108	.011	7	15.0	-19.34	141.45	-2085.43	662.48	.106	9	.065	8
201-202	A10-01	.668	.070	.198	.420	7	0.0	32.68	.07	557.84	129.71	.651	8	.623	9
201-204	A10-01	.776	.155	.220	.400	7	0.0	-72.30	-.05	621.71	123.54	.696	9	.674	8
201-301	DBL-01	.641	.024	.610	.007	7	15.0	-60.20	394.05	11292.25	-1169.15	.564	8	.468	9
201-303	A20-01	.709	.006	.036	.727	7	32.0	-2.19	-7.44	269.63	-1216.28	.693	9	.536	8
202-203	A10-01	.552	.071	.220	.281	7	14.5	33.18	-.07	621.43	80.48	.515	8	.419	9
202-204	A06-01	.104	.005	.020	.078	7	14.5	-.00	-.00	-13.43	12.63	.095	10	.091	9
202-205	A06-01	.064	.008	.018	.038	10	0.0	1.70	-.02	11.63	5.98	.058	7	.055	9
203-205	A10-01	.538	.067	.531	.221	7	0.0	40.36	-.08	1498.22	-67.99	.759	8	.700	9
203-303	DBL-01	.607	.001	.659	.007	7	15.0	-1.69	-532.33	12197.00	1257.05	.656	8	.567	9
203-306	A20-01	.644	.398	.752	.014	7	32.0	-144.55	-18.69	366.57	82.10	.526	9	.436	8
204-205	A06-01	.062	.010	.020	.032	7	0.0	2.01	.02	13.42	-4.94	.058	8	.054	9
204-206	A10-01	.519	.095	.216	.208	10	14.5	44.34	.07	610.16	-64.08	.442	7	.436	8
205-206	A10-01	.762	.101	.513	.169	10	14.5	-38.61	.07	1446.04	-52.04	.643	8	.578	9
206-306	A20-01	1.017	.255	.020	.742	10	32.0	-92.07	-43.87	198.09	-1159.57	.748	8	.692	7
206-308	DBL-01	.794	.056	.752	.011	7	15.0	-139.69	439.99	13567.70	-1633.53	.739	8	.607	9
301-303	A25-01	.803	.095	.016	.694	9	29.0	-40.51	11.75	176.24	-1146.68	.724	7	.665	8
301-306	A25-01	.876	.162	.053	.682	10	29.0	89.60	-2.70	-250.39	1139.69	.810	7	.738	9
301-401	DBL-01	.869	.011	.873	.006	7	20.5	-25.26	-2229.76	-16116.40	1343.07	.841	8	.644	9
303-306	A25-01	.640	.122	.258	.260	7	29.0	67.57	-16.52	597.03	549.64	.608	8	.537	10
303-403	DBL-01	.805	.057	.793	.014	8	20.5	-137.28	-1471.74	14730.97	1975.31	.852	7	.787	10
306-406	DBL-01	1.152	.090	1.048	.014	7	20.5	-215.05	419.35	-19414.79	2258.73	.977	8	.879	9
401-501	JL4-01	.459	.131	.033	.274	7	4.0	-955.18	225.28	8274.51	23733.24	.417	8	.357	9
401-510	P1-01	.277	.169	.108	.000	8	4.0	-1073.75	-358.26	-6673.68	-35.24	.268	7	.173	10
403-503	JL4-01	.462	.134	.051	.277	7	4.0	-971.50	778.34	10518.83	-24639.22	.449	8	.423	9
403-511	P1-01	.400	.284	.150	.052	10	4.0	-1809.01	-178.56	-9446.80	6011.62	.446	9	.293	7
406-506	JL4-01	.473	.265	.202	.007	7	4.0	1937.24	450.46	-16750.97	3029.11	.451	8	.386	9
406-512	P1-01	.555	.342	.213	.000	7	4.0	-2177.92	554.62	-13090.80	-269.83	.513	8	.464	9
501-502	105-01	.425	.260	.019	.146	8	15.1	-188.97	160.04	-198.75	571.99	.368	9	.353	7
501-504	105-01	.654	.476	.284	.097	7	0.0	-345.78	-103.45	-1059.11	663.80	.802	8	.734	9
501-601	JL3-01	.718	.230	.051	.457	7	0.0	-950.50	52.22	7377.12	21629.60	.675	8	.617	9
501-652	210-01	.459	.222	.118	.118	9	0.0	284.72	-284.34	1014.01	-1014.42	.419	10	.282	8
502-503	105-01	.424	.267	.020	.137	8	0.0	-193.95	-130.39	-200.34	538.86	.343	7	.247	10
502-504	125-01	.183	.025	.157	.001	8	0.0	8.74	-49.95	135.86	-8.94	.141	10	.176	7
502-505	125-01	.315	.076	.097	.142	10	0.0	20.08	26.53	131.16	158.67	.310	9	.233	7
503-505	105-01	.592	.267	.240	.015	10	0.0	-200.57	23.84	1016.32	-237.38	.573	8	.504	7
503-603	JL3-01	.605	.150	.067	.449	7	0.0	-817.70	275.00	8720.99	-22535.53	.634	8	.612	9

6,9,7

S-PILE ACNR STRUCTURE -- U.S. NAVY (42-IN. DIAMETER PILING) -- J.ATKINSON

MEMBER NO.	GROUP ID	MAXIMUM COMBINED UNITY CK	UNITY CHECK COMPONENT VALUES AXIAL	Y-AXIS	Z-AXIS	LOAD COND NO.	DIST FROM END(FT)	CONTROLLING MEMBER ACTIONS: FORCE FA KIPS	TORSION MX IN-KIPS	MOMENT MY IN-KIPS	MOMENT MZ IN-KIPS	NEXT TWO HIGH CASES: COMBINED UNITY CK	LD CN	COMBINED UNITY CK	LD CN
503- 635	210-01	.709	.445	.315	.006	8	0.0	581.75	-171.14	1923.96	-255.03	.761	10	.741	7
504- 505	125-01	.298	.089	.033	.177	8	15.2	-27.04	-1.54	-71.94	165.75	.292	7	.211	9
504- 506	105-01	.913	.507	.395	.012	7	15.2	-368.14	41.90	1251.54	231.56	.736	9	.711	8
505- 506	105-01	.546	.195	.325	.027	9	15.2	169.20	-73.48	1066.80	313.43	.536	7	.517	10
506- 636	JL5-01	.657	.381	.266	.011	7	0.0	1585.50	447.96	-12695.75	2532.51	.645	8	.557	10
506- 634	210-01	.704	.464	.263	.061	7	0.0	606.21	96.32	1820.83	1012.37	.727	8	.658	9
510- 710	P1-01	.277	.169	.108	.000	8	0.0	-1073.78	-552.09	-6672.97	-75.09	.268	7	.162	10
511- 711	P1-01	.466	.284	.128	.053	10	0.0	-1809.70	-313.62	-9411.17	6069.73	.446	9	.293	7
512- 712	P1-01	.555	.342	.213	.000	7	0.0	-2178.03	341.59	-13090.80	-269.96	.513	8	.464	9
631- 631	JL5-01	.518	.233	.036	.248	7	0.0	-971.57	504.46	4768.05	12444.69	.482	8	.392	9
633- 633	JL5-01	.495	.261	.100	.005	9	0.0	-1149.51	168.87	6554.78	-5855.80	.452	7	.442	10
636- 636	JL5-01	.553	.380	.164	.008	7	0.0	1581.67	447.96	-7889.35	1740.02	.549	8	.476	10
651- 651	JL6-01	.369	.234	.023	.111	7	0.0	-975.44	494.29	2597.48	5725.76	.338	8	.227	9
652- 703	210-01	.465	.250	.001	.252	10	21.9	-300.94	247.56	-97.50	1527.69	.470	9	.227	7
653- 653	JL6-01	.354	.282	.045	.027	9	0.0	-1175.32	174.00	2668.03	-2048.24	.332	10	.292	7
654- 701	210-01	.576	.462	.010	.085	8	21.9	-579.09	-99.68	202.26	-597.59	.571	7	.471	10
655- 706	210-01	.644	.500	.001	.143	7	21.9	-800.72	163.58	90.95	956.15	.604	8	.553	9
656- 656	JL6-01	.467	.376	.087	.003	8	0.0	-1563.59	-340.19	4171.60	-825.68	.465	7	.412	10
691- 701	JL6-01	.267	.243	.004	.040	7	7.1	-1011.95	1234.32	-619.57	-1904.51	.255	8	.134	9
693- 703	JL6-01	.350	.294	.027	.035	9	7.1	-1224.64	-56.54	-1910.32	2172.27	.331	10	.221	7
696- 706	JL6-01	.423	.376	.046	.002	8	7.1	-1562.96	-340.30	-2192.63	468.67	.406	7	.381	10
701- 702	137-01	.401	.190	.001	.209	10	18.8	-55.06	12.98	-21.00	301.05	.367	9	.351	8
701- 704	137-01	.378	.130	.002	.227	9	18.8	-43.67	-8.47	-28.80	-287.29	.324	10	.212	8
701- 691	JL7-01	.304	.163	.058	.102	7	8.8	-332.67	300.80	-1656.95	-2708.79	.240	8	.234	10
701- 808	210-01	.695	.508	.236	.062	7	0.0	-479.67	10.52	-1013.96	-519.83	.739	9	.678	8
702- 703	137-01	.359	.175	.006	.179	8	0.0	-51.20	-7.98	-44.36	261.37	.339	10	.300	7
702- 704	127-01	.136	.028	.000	.107	7	0.0	-8.18	6.90	-5.01	92.53	.131	8	.022	9
702- 705	127-01	.210	.046	.001	.163	9	0.0	-13.54	-.97	-8.97	-140.66	.205	10	.120	7
703- 705	137-01	.221	.029	.004	.184	8	18.8	12.27	-3.13	-47.82	-236.58	.210	7	.165	10
703- 691	210-01	.679	.328	.052	.318	9	0.0	-262.20	24.34	-514.40	1614.20	.602	10	.538	7
703- 693	JL7-01	.569	.460	.085	.043	9	8.8	-875.58	745.41	-2669.61	1886.29	.558	10	.470	7
704- 705	127-01	.225	.047	.000	.178	10	0.0	-13.82	5.56	-3.84	153.30	.222	8	.213	9
704- 706	137-01	.303	.185	.018	.100	9	18.8	-54.26	20.70	61.95	-155.12	.239	10	.209	7
705- 706	137-01	.202	.082	.053	.067	7	18.8	-24.07	-7.82	100.94	112.68	.196	9	.185	10
706- 803	210-01	.995	.659	.334	.006	10	0.0	-524.96	-30.80	-1216.68	159.60	.931	8	.770	9
706- 806	JL7-01	.594	.439	.155	.000	7	8.8	694.30	-194.96	3504.27	26.34	.590	8	.505	10
710- 810	P2-01	.255	.167	.003	.066	8	34.5	-1115.56	-505.08	1129.41	-5339.83	.208	7	.121	10
711- 811	P2-01	.364	.275	.059	.032	10	0.0	-1625.99	-1736.18	5818.55	4289.70	.320	9	.253	8
712- 812	P2-01	.411	.324	.083	.000	7	0.0	-2194.30	-303.22	6488.62	-170.36	.352	9	.348	8
801- 802	105-01	.444	.260	.002	.182	10	23.7	-136.80	24.74	-48.76	478.85	.367	9	.280	8
801- 804	105-01	.362	.255	.098	.030	8	0.0	-114.44	7.55	294.78	-173.42	.295	7	.266	10
801-1001	JL6-01	.123	.010	.020	.093	8	0.0	20.88	259.62	-1064.58	-2319.22	.123	7	.101	10
801-1002	105-01	.522	.340	.060	.121	10	0.0	-176.55	46.75	-260.98	370.16	.421	9	.241	8
801-1004	105-01	.903	.625	.258	.020	7	0.0	-327.43	-23.82	-532.66	-149.44	.652	8	.567	9
802- 803	105-01	.404	.299	.003	.102	10	0.0	-145.74	-44.20	-51.16	303.20	.314	9	.290	8
802- 804	145-01	.145	.035	.012	.098	7	0.0	-9.88	11.61	-31.18	89.55	.142	6	.070	9
802- 805	145-01	.219	.049	.005	.165	9	0.0	-13.40	-8.11	-25.41	-144.41	.211	10	.125	7
803- 805	105-01	.495	.354	.001	.139	7	23.7	-172.71	10.03	-37.77	407.43	.418	8	.414	9

6.08

STRAN MEMBER STRESS REPORT NO. 1

DATE 08/30/76

3-PILE ACMR STRUCTURE -- U.S. NAVY (42-IN. DIAMETER PILING) -- J.ATKINSON

MEMBER NO.	GROUP ID	MAXIMUM COMBINED UNITY CK	UNITY CHECK COMPONENT VALUES AXIAL	Y-AXIS	Z-AXIS	LOAD COND NO.	DIST FROM EN. (FT)	CONTROLLING MEMBER ACTIONS FORCE FX KIPS	TORSION MX IN-KIPS	MOMENT MY IN-KIPS	MOMENT MZ IN-KIPS	NEXT TWO HIGH CASES COMBINED UNITY CK	LD CN	COMBINED UNITY CK	LD CN
A03-1002	160-01	.566	.333	.033	.221	9	0.0	-174.38	-51.54	-229.15	593.66	.520	10	.211	8
B03-1003	JL6-01	.066	.027	.034	.024	10	17.2	55.94	-746.93	1009.63	-803.90	.069	9	.067	8
B03-1005	160-01	.968	.694	.265	.006	9	0.0	-365.49	-21.23	-498.63	-72.22	.860	7	.707	10
B04- B05	160-01	.241	.054	.004	.203	10	0.0	-14.89	6.70	-24.19	176.33	.250	8	.249	9
B04- B06	160-01	.319	.167	.048	.055	7	23.7	116.78	26.51	321.64	-241.53	.302	8	.180	9
B05- B06	160-01	.529	.386	.141	.000	7	23.7	-146.51	-27.60	320.16	13.08	.497	9	.365	10
B05-1004	160-01	.854	.592	.124	.138	8	0.0	-310.19	10.96	-368.73	-389.47	.686	7	.647	10
B06-1005	160-01	1.010	.693	.312	.005	10	0.0	-365.19	6.12	-587.67	77.15	.859	8	.742	9
B06-1006	JL6-01	.142	.025	.037	.080	9	0.0	50.74	848.50	-1487.59	-2185.76	.125	10	.114	7
B10-1010	P2-01	.501	.158	.069	.103	8	34.5	-1140.60	504.08	-5188.56	-4401.81	.274	7	.252	10
B11-1011	P2-01	.422	.260	.161	.001	10	34.5	-1076.47	-2276.81	-11105.94	-724.64	.368	9	.321	8
B12-1012	P2-01	.494	.335	.164	.000	7	34.5	-2244.76	278.98	-12836.90	103.47	.437	8	.416	9
C01-1002	140-01	.293	.242	.003	.048	8	0.0	-127.48	-127.65	45.14	-185.88	.253	7	.247	9
C01-1004	160-01	.344	.219	.094	.035	8	0.0	-115.21	-50.38	371.58	-244.00	.318	7	.234	9
C02-1003	140-01	.556	.418	.045	.093	10	20.6	-219.89	54.02	258.11	396.60	.417	9	.293	8
C02-1004	140-01	.209	.026	.183	.000	7	0.0	-0.51	15.95	-157.77	-2.43	.205	10	.204	9
C02-1005	140-01	.193	.024	.168	.000	7	0.0	-0.16	-18.57	-145.03	3.02	.189	8	.168	9
C03-1005	160-01	.573	.379	.163	.031	10	0.0	-199.74	-8.67	514.04	-255.33	.437	9	.334	8
C04-1005	140-01	.188	.046	.111	.029	10	0.0	-11.60	8.54	-107.07	54.88	.177	9	.090	8
C04-1006	160-01	.456	.278	.171	.007	7	20.6	-251.49	-54.22	446.11	-110.76	.563	9	.436	8
C05-1006	160-01	.668	.468	.178	.002	7	20.6	-256.94	35.41	449.11	53.11	.604	9	.448	10
0- 0		0.000	0.000	0.000	0.000	0	0.0	0.00	0.00	0.00	0.00	0.000	0	0.000	0

6.4 JOINT DEFLECTIONS AND ROTATIONS

STRAN - JOINT DEFLECTIONS AND ROTATIONS

DATE 08/30/76

LOAD CONDITION NO. 7

3-PILE ACMR STRUCTURE -- U.S. NAVY (42-IN. DIAMETER PILING) -- J.ATKINSON

JOINT NUMBER	DEFLECTION IN INCHES			ROTATION IN RADIANS			REMARKS
	X	Y	Z	X	Y	Z	
101	.11266	7.09722	-.03954	-.00031	-.00015	-.00320	
102	.11598	6.85853	-.10636	-.00049	.00012	.00183	
103	.11514	6.57658	-.00758	-.00035	.00023	.00413	
104	-.11045	6.96759	-.14819	-.00010	-.00023	.00229	
105	-.11208	6.70674	-.15608	-.00038	.00022	.00092	
106	-.33755	6.85518	-.14249	-.00042	-.00049	.00171	
201	.12108	7.04907	-.03811	-.00028	-.00001	-.00339	
202	.10898	6.77899	-.12251	-.00116	.00011	.00183	
203	.09669	6.52470	-.00609	-.00028	.00005	.00424	
204	-.09595	6.89278	-.19109	-.00004	-.00063	.00216	
205	-.09765	6.65423	-.31852	-.00099	-.00063	.00060	
206	-.20181	6.70551	-.14153	-.00003	-.00028	.00160	
301	.10219	6.76284	-.03411	-.00413	-.00003	-.00371	
303	.10598	6.26404	-.00407	-.00406	.00010	.00467	
306	-.21699	6.49905	-.13189	-.00440	-.00050	.00124	
401	.13033	4.22561	-.03083	-.00465	.00030	-.00028	
403	.03308	3.87657	-.00508	-.00421	-.00023	.00195	
405	.00584	3.93100	-.10405	-.00359	-.00003	.00060	
501	.11516	3.98851	-.00582	-.00406	.00018	-.00020	
502	.08474	3.74543	.01944	-.00258	.00010	.00094	
503	.05318	3.65040	.01844	-.00359	-.00014	.00183	
504	.00003	3.83920	-.13552	.00015	.00156	.00066	
505	-.01428	3.72659	-.10510	.00011	-.00126	.00003	
506	-.00220	3.74961	-.14888	-.00319	.00005	.00060	
507	.11169	4.00591	.05014	-.00405	.00018	-.00020	
508	.00118	3.82158	.00844	-.00358	-.00014	.00183	
509	-.01900	3.76710	-.24455	-.00319	.00005	.00059	
510	.10698	3.97415	-.02115	-.00452	.00056	-.00031	
511	.00084	3.83761	.00249	-.00402	-.00050	.00194	
512	.00013	3.74733	-.11573	-.00307	-.00003	.00058	
513	.12173	4.00157	.00623	-.00291	-.00056	.00058	
514	.07545	3.81389	.00510	-.00221	.00028	.00101	
601	.10784	3.74224	.03060	-.00269	-.00003	-.00001	
603	.06705	3.42420	.04617	-.00235	.00003	.00161	
606	-.01856	3.55046	-.21003	-.00252	.00020	.00058	
611	.13560	3.74360	.19712	-.00197	-.00016	-.00081	
612	.14307	4.95823	.00668	.00429	-.00003	.00079	
613	.13561	3.42557	.10638	-.00131	.00014	.00236	
631	.11157	3.50122	.00342	-.00226	-.00012	.00004	
632	.09839	3.70105	.03752	-.00252	.00014	.00021	
633	.07340	3.26658	.00970	-.00168	.00010	.00153	
634	.13592	3.59655	-.00074	-.00092	.00075	.00070	
635	-.12907	3.43103	-.17251	-.00126	-.00110	.00069	
636	-.04529	3.36903	-.20483	-.00213	.00029	.00056	
651	.11858	3.41052	.09420	-.00205	-.00012	.00003	
653	.07612	3.14066	.09102	-.00148	.00010	.00151	
656	-.07256	3.24660	-.31443	-.00198	.00033	.00053	
661	.12914	3.41220	.19748	-.00184	-.00020	-.00142	

S T R A N - J O I N T D E F L E C T I O N S A N D R O T A T I O N S

LOAD CONDITION NO. 7

DATE 08/30/76

3-PILE ACNR STRUCTURE -- U.S. NAVY (42-IN. DIAMETER PILING) -- J.ATKINSON

JOINT NUMBER	DEFLECTION IN INCHES X	Y	Z	ROTATION IN RADIANS X	Y	Z	REMARKS
602	.14387	5.54466	.00662	.00320	-.00002	.00064	
603	.15853	3.14232	.16647	-.00140	.00017	.00294	
701	.12403	3.23974	.13001	-.00209	-.00009	-.00010	
702	.10235	3.11307	.07581	-.00145	-.00002	.00047	
703	.08060	2.99670	.11602	-.00156	.00010	.00162	
704	.10224	3.16473	-.17007	-.00109	.00025	.00018	
705	-.00797	3.04302	-.13670	-.00094	.00002	.00086	
706	-.10741	3.08623	-.37575	-.00199	.00052	.00048	
707	.12207	3.24711	.16377	-.00209	-.00009	-.00010	
708	.10478	2.96225	.14208	-.00157	.00009	.00159	
709	-.12073	3.09433	-.43570	-.00199	.00051	.00051	
710	-.17005	2.98257	.00179	-.00407	.00085	-.00046	
711	.30371	2.46860	.00878	-.00336	-.00062	.00191	
712	-.01030	3.04159	-.12844	-.00268	-.00007	.00047	
801	.15515	1.97049	.30754	-.00341	-.00015	-.00059	
802	.13004	1.86105	.28143	-.00284	.00008	.00023	
803	.10714	1.80598	.34254	-.00358	.00019	.00164	
804	.00363	1.96529	-.20149	-.00184	.00052	.00069	
805	-.00995	1.79350	-.23877	-.00184	-.00038	.00068	
806	-.25769	1.84871	-.78592	-.00356	.00008	.00064	
807	.14592	1.97259	.30235	-.00342	-.00014	-.00055	
808	.13218	1.77909	.39851	-.00358	.00019	.00163	
809	-.27823	1.86537	-.87299	-.00356	.00008	.00062	
810	-.30154	1.09405	.00287	-.00355	-.00023	-.00050	
811	.47805	1.00228	.05303	-.00292	.00060	.00152	
812	-.00737	1.75911	-.21613	-.00365	-.00011	.00057	
1001	.17401	.84531	.45133	-.00318	-.00002	-.00037	
1002	.11751	.50753	.45726	-.00498	.00007	.00051	
1003	.05548	.27768	.48695	-.00372	.00021	.00134	
1004	-.03649	.56911	-.24796	-.00332	.00081	.00086	
1005	-.04475	.40396	-.32274	-.00355	-.00107	.00033	
1006	-.20573	.36444	-1.02690	-.00360	-.00035	.00044	
1007	.17756	.84860	.46025	-.00317	-.00002	-.00038	
1008	.07306	.25867	.54897	-.00372	.00021	.00134	
1009	-.22058	.37586	-1.14259	-.00381	-.00035	.00043	
1010	-.03572	-.00336	.14487	.00127	-.00069	.00006	OBLIQUE
1010	-.07404	.00390	.12919	-.00123	-.00076	-.00005	GLOBAL
1011	.02496	-.09496	.15484	.00148	.00058	.00081	OBLIQUE
1011	.00623	.00546	.13712	-.00112	.00107	.00090	GLOBAL
1012	-.00040	.17249	-.37457	-.00208	-.00001	.00048	OBLIQUE
1012	-.00040	.25106	-.54116	-.00208	-.00009	.00047	GLOBAL

STRAN - JOINT DEFLECTIONS AND ROTATIONS

LOAD CONDITION NO. 8
DATE 08/30/76
3-PILE ACHR STRUCTURE -- U.S. NAVY (42-IN. DIAMETER PILING) -- J.ATKINSON

JOINT NUMBER	DEFLECTION IN INCHES X	Y	Z	ROTATION IN RADIANS X	Y	Z	REMARKS
101	.04021	-6.56917	-.07770	.00020	-.00004	.00358	
102	.04199	-6.49577	-.16215	.00008	-.00012	-.00068	
103	.04589	-6.41452	-.11493	.00030	-.00010	-.00306	
104	.10747	-6.53303	-.12014	.00053	-.00014	-.00110	
105	.10491	-6.45604	-.11306	.00059	.00015	.00013	
106	.17308	-6.49700	.01967	.00053	.00044	-.00073	
201	.04042	-6.52621	-.07621	.00020	-.00013	.00374	
202	.05054	-6.43705	-.20548	-.00035	-.00017	-.00068	
203	.06042	-6.36805	-.11349	.00007	.00012	-.00317	
204	.09942	-6.46484	-.13358	.00077	-.00072	-.00100	
205	.10096	-6.40659	-.28256	.00011	-.00088	.00040	
206	.11401	-6.42857	.02152	.00029	.00012	-.00065	
301	.05536	-6.27462	-.07273	.00586	.00001	.00422	
303	.05264	-6.12209	-.10483	.00586	-.00007	-.00356	
306	.06436	-6.16270	.02168	.00409	.00039	-.00032	
401	-.02125	-3.92868	-.05842	.00432	-.00019	.00062	
403	.04815	-3.83702	-.08706	.00412	.00044	-.00130	
406	-.00442	-3.77343	.01560	.00354	-.00003	.00003	
501	-.00397	-3.70397	-.06276	.00377	-.00009	.00073	
502	.03027	-3.65666	-.15567	.00257	-.00017	-.00020	
503	.07054	-3.62165	-.10950	.00351	.00033	-.00118	
504	.00655	-3.61784	-.00264	-.00007	-.00157	.00003	
505	.02080	-3.63103	-.03217	.00000	.00136	.00070	
506	-.00636	-3.59473	.05958	.00316	-.00008	.00003	
507	.00254	-3.70382	-.13667	.00377	-.00009	.00074	
508	.05347	-3.60459	-.15213	.00351	.00033	-.00119	
509	-.00704	-3.61224	.15418	.00316	-.00008	.00003	
510	-.00234	-3.69072	-.08645	.00420	-.00042	.00084	
511	.00627	-3.60758	-.09186	.00397	.00068	-.00130	
512	-.00752	-3.59518	.02485	.00503	-.00004	.00004	
513	-.00693	-3.70224	-.17208	.00265	.00065	-.00012	
514	.00973	-3.60867	-.17035	.00214	-.00018	-.00031	
601	-.00590	-3.46860	-.11808	.00271	.00014	.00056	
603	.04878	-3.40452	-.13514	.00234	.00009	-.00098	
606	-.00649	-3.39742	.11947	.00249	-.00020	.00004	
611	.01534	-3.47047	-.30831	.00191	-.00009	.00156	
612	.00713	-3.44255	-.44325	-.00425	.00008	-.00011	
613	-.00104	-3.40619	-.28617	.00157	.00028	-.00194	
631	-.01379	-3.29314	-.14976	.00212	.00021	.00050	
632	.03590	-3.56269	-.16234	.00235	-.00017	.00037	
633	.03960	-3.25326	-.15402	.00169	-.00001	-.00091	
634	-.14548	-3.35429	-.07154	.00091	-.00070	-.00013	
635	.10522	-3.36809	.03892	.00130	.00118	-.00005	
636	-.00979	-3.23849	.17404	.00209	-.00028	.00005	
651	-.02536	-3.14521	-.17431	.00194	.00018	.00051	
653	.03407	-3.13258	-.17267	.00149	-.00001	-.00091	
656	-.04911	-3.09957	.22460	.00193	-.00031	.00008	
801	.00936	-3.14680	-.30915	.00230	-.00006	.00221	

C.12

STRAN - JOINT DEFLECTIONS AND ROTATIONS

LOAD CONDITION NO. 8

DATE 08/30/76

3-PILE ACMR STRUCTURE -- U.S. NAVY (42-IN. DIAMETER PILING) -- J.ATKINSON

JOINT NUMBER	DEFLECTION IN INCHES X	Y	Z	ROTATION IN RADIANS X	Y	Z	REMARKS
602	-.00503	-5.46017	-.44328	-.00298	.00008	-.00001	
603	-.02005	-3.13416	-.26307	.00201	.00022	-.00254	
701	-.02928	-2.97782	-.21310	.00195	.00012	.00063	
702	-.00102	-2.97386	-.25131	.00126	.00001	.00011	
703	.02544	-2.99618	-.19418	.00154	.00001	-.00102	
704	-.01624	-2.95934	-.00122	.00119	-.00059	.00059	
705	-.00599	-2.97050	-.02975	.00105	.00017	-.00024	
706	-.02501	-2.94221	.26531	.00198	-.00031	.00011	
707	-.01992	-2.97056	-.24556	.00195	.00012	.00063	
708	.01100	-2.97710	-.21711	.00154	.00001	-.00100	
709	-.02424	-2.95070	.34249	.00198	-.00051	.00008	
710	.23041	-2.47925	-.00165	.00370	-.00007	.00095	
711	-.20358	-2.45522	-.08715	.00343	.00093	-.00133	
712	-.07570	-2.90046	.05104	.00221	-.00011	.00009	
801	-.03969	-1.72727	-.37584	.00326	.00007	.00108	
802	-.01357	-1.79541	-.41435	.00258	-.00004	.00057	
803	.01194	-1.84058	-.39713	.00314	-.00012	-.00109	
804	-.03159	-1.77572	.10637	.00185	-.00060	-.00008	
805	-.01408	-1.79134	.08892	.00186	.00049	-.00004	
806	.07792	-1.75702	.60497	.00348	-.00003	-.00010	
807	-.02575	-1.71553	-.42643	.00326	.00006	.00104	
808	-.00832	-1.77725	-.44745	.00314	-.00012	-.00108	
809	.00053	-1.77408	.76949	.00348	-.00003	-.00009	
810	.32113	-1.01552	-.12697	.00301	.00034	.00095	
811	-.41566	-1.05039	-.11702	.00299	-.00043	-.00102	
812	-.03107	-1.66865	.14716	.00367	-.00009	-.00008	
1001	-.04901	-.42565	-.49159	.00315	.00009	.00080	
1002	.00502	-.48409	-.51460	.00494	-.00004	.00014	
1003	.05730	-.46503	-.52770	.00364	-.00020	-.00089	
1004	-.01637	-.46355	.10640	.00317	-.00072	-.00024	
1005	-.00548	-.48129	.24512	.00342	.00103	.00035	
1006	-.02290	-.34195	.91802	.00341	.00059	.00001	
1007	-.04119	-.41807	-.54186	.00315	.00009	.00080	
1008	.04655	-.45760	-.58812	.00364	-.00020	-.00090	
1009	-.02134	-.34964	1.02170	.00341	.00059	.00001	
1010	.05216	.07670	-.19035	-.00118	.00062	.00036	OBLIQUE
1010	.07661	-.06127	-.17515	.00107	.00075	.00045	GLOBAL
1011	-.03166	.08421	-.19523	-.00153	-.00060	-.00039	OBLIQUE
1011	-.08417	-.08459	-.17873	.00112	-.00069	-.00048	GLOBAL
1012	-.00158	-.10681	.31228	.00258	-.00003	-.00005	OBLIQUE
1012	-.00158	-.21583	.28065	.00258	-.00002	-.00006	GLOBAL

611-4

STRAN - JOINT DEFLECTIONS AND ROTATIONS

LOAD CONDITION NO. 9

3-PILE ACMR STRUCTURE -- U.S. NAVY (42-IN. DIAMETER PILING) -- J.ATKINSON

JOINT NUMBER	DEFLECTION IN INCHES X	Y	Z	ROTATION IN RADIANS X	Y	Z	REMARKS
101	2.66526	6.70352	-.08716	-.00022	.00005	.00235	
102	2.66434	5.56554	-.12634	-.00059	.00027	.00702	
103	2.66520	4.42599	.00148	-.00027	.00040	.00791	
104	1.67950	6.15408	-.16453	-.00003	-.00003	.00716	
105	1.67851	4.99053	-.14068	-.00021	.00040	.00613	
106	.69129	5.56212	-.12267	-.00026	-.00012	.00713	
201	2.63411	6.66950	-.08572	-.00022	.00021	.00218	
202	2.62473	5.52098	-.14024	-.00105	.00026	.00704	
203	2.61510	4.38545	.00295	-.00025	.00023	.00797	
204	1.65223	6.08262	-.20648	.00008	-.00044	.00708	
205	1.65094	4.95711	-.30325	-.00081	-.00049	.00592	
206	.70625	5.51649	-.12159	.00003	-.00000	.00707	
301	2.57933	6.48871	-.08204	-.00291	.00024	.00164	
303	2.54559	4.16734	.00375	-.00340	.00020	.00821	
306	.69063	5.51864	-.11377	-.00353	.00001	.00689	
401	2.60508	4.49764	-.06565	-.00451	.00142	.00413	
403	2.50105	2.25611	.00742	-.00275	.00146	.00598	
406	.59073	3.52097	-.09075	-.00299	.00068	.00569	
501	2.23408	4.51477	-.05665	-.00366	.00115	.00425	
502	2.24536	3.19856	-.02260	-.00199	-.00020	.00651	
503	2.25219	2.07170	.04139	-.00257	.00139	.00592	
504	1.53725	3.72563	-.15010	-.00008	.00175	.00594	
505	1.52705	2.65255	-.07139	.00050	-.00039	.00577	
506	.50222	3.16468	-.12853	-.00267	.00070	.00569	
507	2.50506	4.44360	-.05176	-.00366	.00114	.00423	
508	2.34944	1.93051	.11280	-.00257	.00139	.00591	
509	.55504	3.16419	-.20828	-.00267	.00070	.00568	
510	2.21850	4.26998	-.05765	-.00453	.00173	.00403	
511	2.25179	2.07139	.01624	-.00252	.00127	.00591	
512	.50716	3.16746	-.10054	-.00258	.00053	.00564	
513	2.32440	4.46972	-.02378	-.00221	.00038	.00518	
514	2.35359	1.89910	.15503	-.00170	.00164	.00546	
601	2.19496	4.14508	-.04260	-.00241	.00072	.00444	
603	2.19814	1.87252	.08622	-.00161	.00118	.00579	
606	.50256	3.00164	-.16105	-.00216	.00075	.00566	
611	2.00005	4.14629	.07964	-.00139	.00038	.00492	
612	2.00497	4.19274	-.04971	.00404	.00052	.00583	
613	2.01941	1.87368	.16129	-.00110	.00064	.00709	
631	2.17664	4.04613	-.03152	-.00172	.00055	.00446	
632	2.19234	3.00883	.01451	-.00267	.00039	.00519	
633	2.15540	1.71383	.12627	-.00124	.00105	.00573	
634	1.47210	3.05037	-.07694	-.00070	.00093	.00574	
635	1.15501	2.34912	-.10336	-.00054	.00023	.00548	
636	.25819	2.80151	-.22491	-.00187	.00065	.00563	
651	2.16306	3.97995	-.02224	-.00147	.00058	.00441	
653	2.11958	1.57073	.16009	-.00118	.00100	.00571	
656	.12720	2.73652	-.27451	-.00175	.00093	.00560	
661	2.48725	3.98151	.06115	-.00161	.00081	.00396	

STRAIN - JOINT DEFLECTIONS AND ROTATIONS

LOAD CONDITION NO. 4

3-PILE ACOR STRUCTURE -- U.S. NAVY (42-IN. DIAMETER PILING) -- J.AIKINSON

U.I. NUMBER	DEFLECTION IN INCHES X	Y	Z	ROTATION IN RADIANS X	Y	Z	REMARKS
662	2.45[illegible]	4.74818	-.04976	.00310	.00087	.00567	
663	2.49125	1.57211	.20112	-.00059	.00120	.00781	
701	2.13495	3.91048	-.01292	-.00149	.00066	.00419	
702	2.11191	2.53089	.04025	-.00115	.00034	.00542	
703	2.07865	1.39746	.20965	-.00134	.00102	.00574	
704	1.04124	3.24591	-.20005	-.00097	.00062	.00553	
705	1.03223	1.99712	-.07877	-.00069	.00054	.00598	
706	-.03321	2.59535	-.32651	-.00174	.00101	.00556	
707	2.20534	4.12676	-.00771	-.00149	.00066	.00419	
708	2.16855	1.25472	.25642	-.00135	.00101	.00569	
709	-.19475	2.50270	-.37865	-.00174	.00101	.00555	
710	1.50509	2.97469	-.03565	-.00519	.00269	.00347	
711	2.04954	1.36182	.02555	-.00095	.00144	.00555	
712	.16375	2.55506	-.11339	-.00199	-.00016	.00534	
801	1.61155	3.14708	-.02075	-.00272	.00136	.00338	
802	1.75577	1.50535	.22425	-.00242	.00076	.00560	
803	1.70240	.10649	.54942	-.00307	.00163	.00519	
804	.41462	2.35991	-.36439	-.00178	.00150	.00608	
805	.[illegible]	.76957	-.08070	-.00126	.00072	.00583	
806	-1.03155	1.53927	-.64520	-.00300	.00164	.00539	
807	1.66574	3.24458	-.01534	-.00272	.00136	.00338	
808	1.76754	-.01154	.63809	-.00307	.00163	.00517	
809	-1.10454	1.55335	-.73539	-.00300	.00165	.00534	
810	.63002	1.13269	-.01772	-.00437	.00241	.00306	
811	1.27263	.70191	.10501	-.00096	.00307	.00473	
812	.[illegible]	1.46076	-.16855	-.00322	-.00065	.00490	
1001	1.32351	2.30001	-.01804	-.00257	.00160	.00301	
1002	1.31400	.43006	.40256	-.00434	.00139	.00617	
1003	1.21515	-1.51509	.77066	-.00347	.00152	.00446	
1004	-.30517	1.36579	-.41384	-.00331	.00280	.00622	
1005	-.31509	-.52506	-.10047	-.00253	.00108	.00574	
1006	-1.94349	.30810	-.86221	-.00315	.00147	.00448	
1007	1.37550	2.36901	-.02114	-.00236	.00160	.00294	
1008	1.26217	-1.62050	.86362	-.00348	.00151	.00441	
1009	-.[illegible]	.31558	-.95800	-.00315	.00148	.00443	
1010	-.00210	-.00297	-.01328	.00003	-.00118	.00334	OBLIQUE
1011	.03035	.05417	-.01359	-.00150	.00083	.00310	GLOBAL
1011	-.00432	-.14724	.25504	.00228	-.00005	.00393	OBLIQUE
1011	.10431	.08972	.22736	-.00051	.00234	.00386	GLOBAL
1012	-.00104	.14464	-.31632	-.00224	-.00002	.00407	OBLIQUE
1012	-.00104	.19515	-.29022	-.00224	-.00068	.00401	GLOBAL

STRAN - JOINT DEFLECTIONS AND ROTATIONS

DATE 08/30/76

LOAD CONDITION NO. 10

3-PILE ACHR STRUCTURE -- U.S. NAVY (42-IN. DIAMETER PILING) -- J.ATKINSON

JOINT NUMBER	DEFLECTION IN INCHES X	Y	Z	ROTATION IN RADIANS X	Y	Z	REMARKS
101	-2.83455	-5.46784	-.01602	.00011	-.00030	-.00202	
102	-2.83243	-5.39133	-.13975	-.00005	-.00033	-.00686	
103	-2.82992	-4.30982	-.12871	.00027	-.00032	-.00658	
104	-1.90003	-5.93055	-.09269	.00024	-.00040	-.00658	
105	-1.89904	-4.85061	-.12920	.00040	-.00006	-.00573	
106	-.90451	-5.39251	.00231	.00040	.00001	-.00808	
201	-2.76498	-6.43916	-.01454	.00014	-.00043	-.00185	
202	-2.77803	-5.34625	-.18198	-.00043	-.00036	-.00695	
203	-2.77105	-4.26004	-.12725	.00016	-.00012	-.00660	
204	-1.85249	-5.88172	-.11124	.00062	-.00094	-.00651	
205	-1.85144	-4.80496	-.29569	-.00009	-.00102	-.00557	
206	-.95554	-5.34366	.00401	.00022	-.00019	-.00816	
301	-2.70247	-6.26058	-.01092	.00203	-.00044	-.00095	
303	-2.73500	-4.02916	-.11907	.00331	-.00030	-.00671	
306	-.90192	-5.15030	.00585	.00310	-.00030	-.00777	
401	-2.36206	-4.44024	-.01476	.00411	-.00149	-.00397	
403	-2.39301	-2.21929	-.10318	.00257	-.00149	-.00567	
406	-.70458	-3.29106	.00596	.00295	-.00062	-.00584	
501	-2.32765	-4.26653	-.02219	.00348	-.00122	-.00409	
502	-2.33706	-3.16513	-.10322	.00178	.00016	-.00651	
503	-2.34229	-2.04676	-.13674	.00220	-.00142	-.00563	
504	-1.43800	-3.68863	.02468	.00018	-.00186	-.00586	
505	-1.44820	-2.62417	-.00754	-.00046	.00036	-.00574	
506	-.80720	-3.14199	.04130	.00206	-.00085	-.00563	
507	-2.39421	-4.34006	-.04202	.00348	-.00121	-.00407	
508	-2.43516	-1.91196	-.20652	.00220	-.00141	-.00562	
509	-.43659	-3.15063	.12069	.00205	-.00083	-.00582	
510	-2.31187	-4.24123	-.02075	.00436	-.00179	-.00387	
511	-2.34141	-2.04585	-.10967	.00216	-.00131	-.00562	
512	-.81146	-3.14045	.01467	.00255	-.00066	-.00578	
513	-2.41467	-4.41660	-.04961	.00207	-.00044	-.00503	
514	-2.43758	-1.88526	-.25015	.00153	-.00108	-.00511	
601	-2.26364	-4.10527	-.03402	.00230	-.00075	-.00429	
603	-2.28412	-1.85943	-.18122	.00153	-.00122	-.00553	
606	-.47867	-2.97550	.09426	.00213	-.00086	-.00578	
611	-2.00022	-4.10867	-.16351	.00142	-.00070	-.00486	
612	-2.00850	-4.10341	-.35103	-.00303	-.00057	-.00579	
613	-2.09928	-1.80085	-.30436	.00115	-.00055	-.00699	
631	-2.20245	-4.01203	-.04321	.00102	-.00058	-.00432	
632	-2.24861	-3.04508	-.14017	.00208	-.00045	-.00514	
633	-2.23755	-1.70498	-.22093	.00121	-.00109	-.00549	
634	-1.58603	-3.00402	-.04176	.00073	-.00098	-.00574	
635	-1.20044	-2.55026	-.03738	.00049	-.00038	-.00546	
636	-.34297	-2.85844	.14257	.00103	-.00094	-.00574	
651	-2.24504	-3.95093	-.05036	.00138	-.00062	-.00427	
653	-2.19579	-1.56071	-.25801	.00120	-.00104	-.00549	
656	-.20345	-2.71504	.18814	.00172	-.00103	-.00570	
661	-2.53907	-3.95251	-.10247	.00211	-.00116	-.00384	

LOAD CONDITION NO. 10

3-PILE ACAP STRUCTURE -- U.S. NAVY (42-IN. DIAMETER PILING) -- J.ATKINSON

JOINT NUMBER	DEFLECTION IN INCHES			ROTATION IN RADIANS			REMARKS
	X	Y	Z	X	Y	Z	
502	-2.55201	-4.66106	-.55166	-.00278	-.00091	-.00566	
503	-2.50520	-1.56749	-.32595	.00112	-.00101	-.00771	
701	-2.21722	-3.86788	-.05609	.00159	-.00073	-.00407	
702	-2.18748	-2.61376	-.19697	.00094	-.00039	-.00544	
703	-2.15242	-1.39462	-.30346	.00154	-.00102	-.00554	
704	-1.11899	-3.23086	.04603	.00108	-.00062	-.00553	
705	-1.10996	-1.98117	-.09258	.00075	-.00046	-.00599	
706	-.05505	-2.57500	.24117	.00177	-.00112	-.00566	
707	-2.20211	-4.00029	-.05865	.00159	-.00073	-.00406	
708	-2.23911	-1.25734	-.35044	.00155	-.00102	-.00549	
709	.13100	-2.58200	.29431	.00177	-.00115	-.00565	
710	-1.00542	-2.95102	-.03346	.00513	-.00273	-.00334	
711	-2.11375	-1.39105	-.10963	.00093	-.00152	-.00553	
712	-.24544	-2.55798	.03536	.00198	.00005	-.00544	
901	-1.84807	-3.12008	-.03131	.00209	-.00153	-.00328	
902	-1.79306	-1.56990	-.36495	.00227	-.00081	-.00560	
903	-1.73508	-.11040	-.63808	.00501	-.00166	-.00504	
904	-.45543	-2.34110	.22425	.00183	-.00169	-.00608	
905	-.44358	-.77751	-.06736	.00132	-.00065	-.00561	
906	.49206	-1.51924	.56710	.00307	-.00168	-.00544	
907	-1.90526	-3.22471	-.03105	.00209	-.00153	-.00328	
908	-1.81796	.00619	-.72602	.00301	-.00166	-.00502	
909	1.14674	-1.53390	.05950	.00307	-.00169	-.00539	
910	-.69295	-1.12218	-.03723	.00458	-.00250	-.00296	
911	-1.29813	-.71371	-.17812	.00100	-.00313	-.00459	
912	-.03555	-1.44543	.12355	.00520	.00059	-.00496	
1001	-1.31933	-2.28929	-.02312	.00255	-.00163	-.00294	
1002	-1.31596	-.42641	-.47312	.00437	-.00145	-.00613	
1003	-1.22141	1.50503	-.45821	.00501	-.00167	-.00437	
1004	.29528	-1.55560	.35123	.00528	-.00263	-.00622	
1005	.30600	.52438	.02148	.00249	-.00117	-.00570	
1006	1.42809	-.29751	.78646	.00294	-.00147	-.00450	
1007	-1.37104	-2.37746	-.01840	.00254	-.00163	-.00288	
1008	-1.20815	1.60488	-.95750	.00362	-.00167	-.00432	
1009	2.05576	-.30372	.87617	.00295	-.00148	-.00445	
1010	.00200	-.00451	-.02304	.00008	.00120	-.00527	UNLIQUE
1010	-.05196	-.05413	-.02346	.00145	-.00093	-.00303	GLOBAL
1011	.00417	.14494	-.51315	-.00226	.00007	-.00383	UNLIQUE
1011	-.17056	-.04349	-.26506	.00052	-.00251	-.00377	GLOBAL
1012	.00020	-.14636	.20728	.00225	-.00000	-.00410	UNLIQUE
1012	.00020	-.18827	.23961	.00225	.00067	-.00404	GLOBAL

6/8

6.5 REACTIONS

STRAN - REACTION FORCES AND MOMENTS

LOAD CONDITION NO. 7
DATE 08/30/76
3-PILE ACMR STRUCTURE -- U.S. NAVY (42-IN. DIAMETER PILING) -- J.ATKINSON

JOINT NUMBER	FORCE IN KIPS F-X	F-Y	F-Z	MOMENT IN IN-KIPS M-X	M-Y	M-Z	REMARKS
1010	8.5849	256.4226	-867.9413	-5040.8029	9366.7840	-59.4829	OBLIQUE
1010	350.4472	-205.0043	-815.9705	10530.5401	-251.3773	1481.3538	GLOBAL
1011	-8.2815	265.7545	-927.8308	-7618.7787	-7928.8723	-780.0077	OBLIQUE
1011	-350.1407	-212.5206	-871.3085	10469.4709	-2759.3561	-2073.0078	GLOBAL
1012	.3301	-490.1346	2244.0909	12858.9026	103.7451	-461.2353	OBLIQUE
1012	.3301	-851.9851	2133.1426	12858.9026	178.0706	-437.9361	GLOBAL
TOTAL	-17.5234	-1269.5101	447.8635	33839.9136	-2832.6568	-1029.5922	

STRAN - REACTION FORCES AND MOMENTS

LOAD CONDITION NO. 4

PAGE 2
DATE 08/30/76

5-PILE ACMR STRUCTURE -- U.S. NAVY (42-IN. DIAMETER PILING) -- J.ATKINSON

JOINT NUMBER	FORCE IN KIPS			MOMENT IN IN-KIPS			REMARKS
	F-X	F-Y	F-Z	M-X	M-Y	M-Z	
1010	-7.3545	-226.3734	1140.3857	5188.5707	-8401.9757	-341.3648	OBLIQUE
1010	-352.2302	211.5053	1087.6479	-9722.7051	-384.7940	-1718.1189	GLOBAL
1011	8.4121	-225.4105	1169.0334	7339.5905	8183.4169	375.1112	OBLIQUE
1011	353.7947	213.0491	1116.0558	-10605.2059	2356.8458	1715.4720	GLOBAL
1012	.0002	480.4492	-1070.4156	-12500.7873	394.2550	49.7258	OBLIQUE
1012	.0002	781.1518	-1760.0255	-12500.7873	580.7360	115.7894	GLOBAL
TOTAL	4.2300	1205.7002	437.0802	-32620.7563	2354.7878	111.1425	

STRAN - REACTION FORCES AND MOMENTS

DATE 08/30/76

LOAD CONDITION NO. 9

3-PILE ACMR STRUCTURE -- U.S. NAVY (42-IN. DIAMETER PILING) -- J.ATKINSON

JOINT NUMBER	FORCE IN KIPS F=X	F=Y	F=Z	MOMENT IN IN-KIPS M=X	M=Y	M=Z	REMARKS
1010	21.0508	22.9785	79.5702	600.0722	15793.6099	-3207.4325	OBLIQUE
1010	-2.2041	-23.0239	82.2654	13551.1949	-4741.8701	-567.0989	GLOBAL
1011	6.4988	427.5318	-1527.9425	-10777.2362	745.7545	-3775.4540	OBLIQUE
1011	-340.2701	-330.4103	-1436.8969	4200.0624	-10014.0150	-3601.4634	GLOBAL
1012	3.2501	-419.0474	1907.0928	10307.0720	56.0032	-3912.5600	OBLIQUE
1012	3.2501	-726.5241	1812.3924	10307.0720	698.5194	-3650.1552	GLOBAL
TOTAL	-305.2291	-1079.9503	457.7609	28084.9294	-18056.1637	-8018.7156	

6.22

STRAN - REACTION FORCES AND MOMENTS

LOAD CONDITION NO. 10

3-PILE ACMR STRUCTURE -- U.S. NAVY (42-IN. DIAMETER PILING) -- J.ATKINSON

JOINT NUMBER	FORCE IN KIPS F-X	F-Y	F-Z	MOMENT IN IN-KIPS M-X	M-Y	M-Z	REMARKS
1010	-21.5402	2.0741	138.0075	-1049.8811	-15964.3476	3142.7286	OBLIQUE
1010	-0.4201	20.0128	136.0019	-13560.5403	9031.1968	475.2039	GLOBAL
1011	-0.0202	-406.2049	1070.0973	11105.0775	-726.0488	3083.1023	OBLIQUE
1011	619.1577	349.9182	1763.4413	-4400.7704	10282.0562	3513.6084	GLOBAL
1012	-3.1003	434.0950	-1601.2833	-10074.5747	168.5762	3936.5725	OBLIQUE
1012	-3.1003	691.1593	-1508.2633	-10074.5747	-480.1399	3910.8166	GLOBAL
TOTAL	604.5633	1069.6805	411.7800	-28041.8854	18833.1151	7899.6289	

SECTION 7.0

TUBULAR JOINT ANALYSIS

7.1 INTRODUCTION

This section contains the analysis of all of the tubular joints of the structure. The tubular joints are separated into two groups, the Primary Joints and the Secondary Joints.

The Primary Joints are those joints involving the jacket legs. Section 7.2 displays the joint geometry and location for each of the Primary Joints. This section serves as a key to Section 7.3, the computer analysis of the Primary Joints.

The Secondary Joints are those joints involving the interior bracing at each of the horizontal levels. Section 7.4 displays the joint geometry and location for each of the Secondary Joints. This section serves as a key to Section 7.5, the computer analysis of the Secondary Joints.

The computer program used for the tubular joint analysis of this structure is a post-processor program for STRAN developed by Crest Offshore, Inc. This program is based on AISC and API criteria for stress in tubular members.

Reference Drawings:

3016265 Jacket - Elevations

3016266 Jacket - Plan at El. (+) 12'-0"

3016267 Jacket - Plan at El. (-) 13'-0" & (-) 47'-0"

3016268	Jacket - Plan at El. (-) 81'-0"
3016278	Superstructure - Elevations

7.2 Joint Geometry - Primary Joints

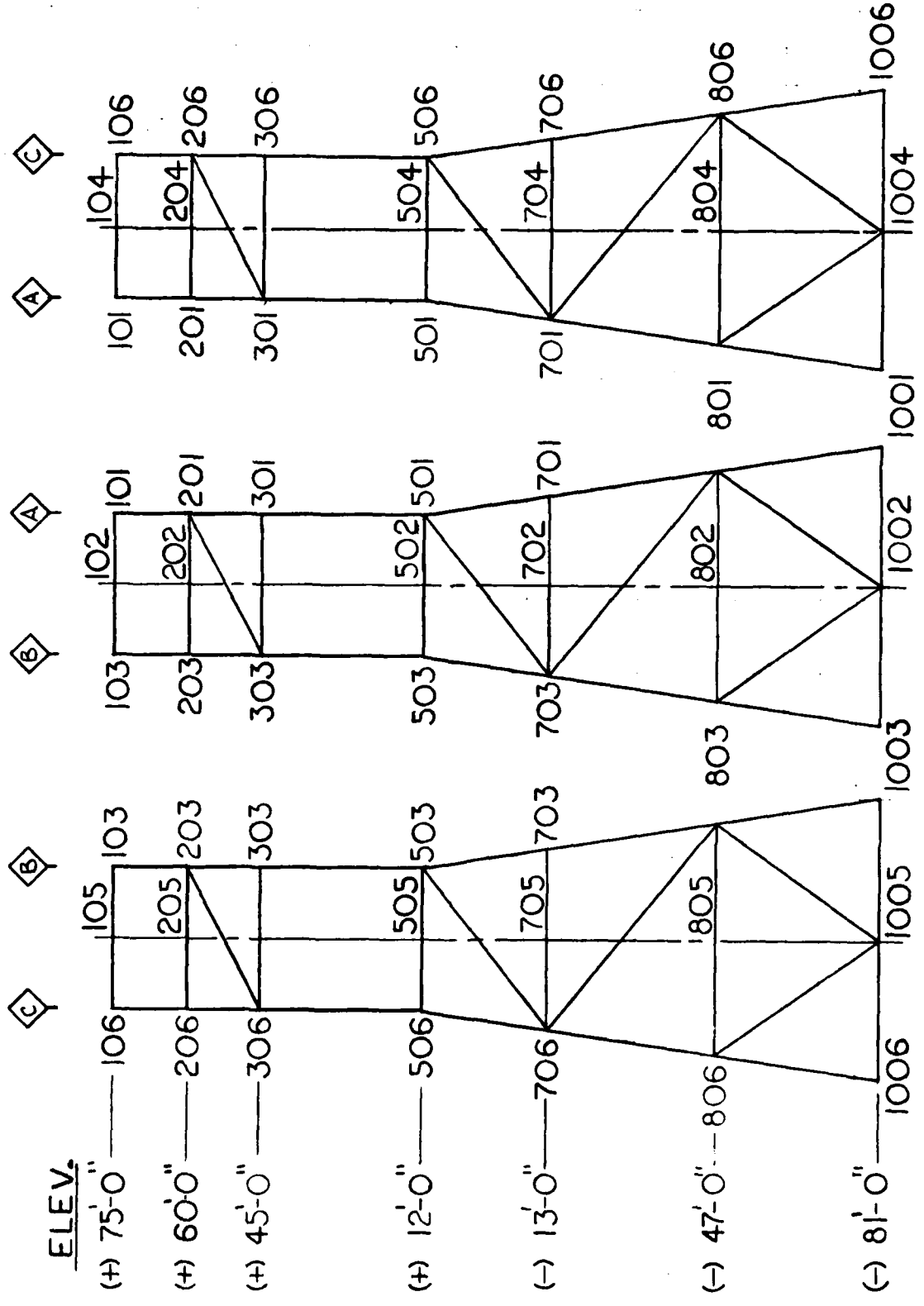

JOINT GEOMETRY - PRIMARY JOINTS

CREST OFFSHORE, INC.

Sheet 2 of ____

By L.KIRK Client U.S. NAVY Subject DESIGN OF 81' MLW STRUCTURE

Date 8-18-76 Job No. 27-771-94 Calculation TUBULAR JOINT ANALYSIS

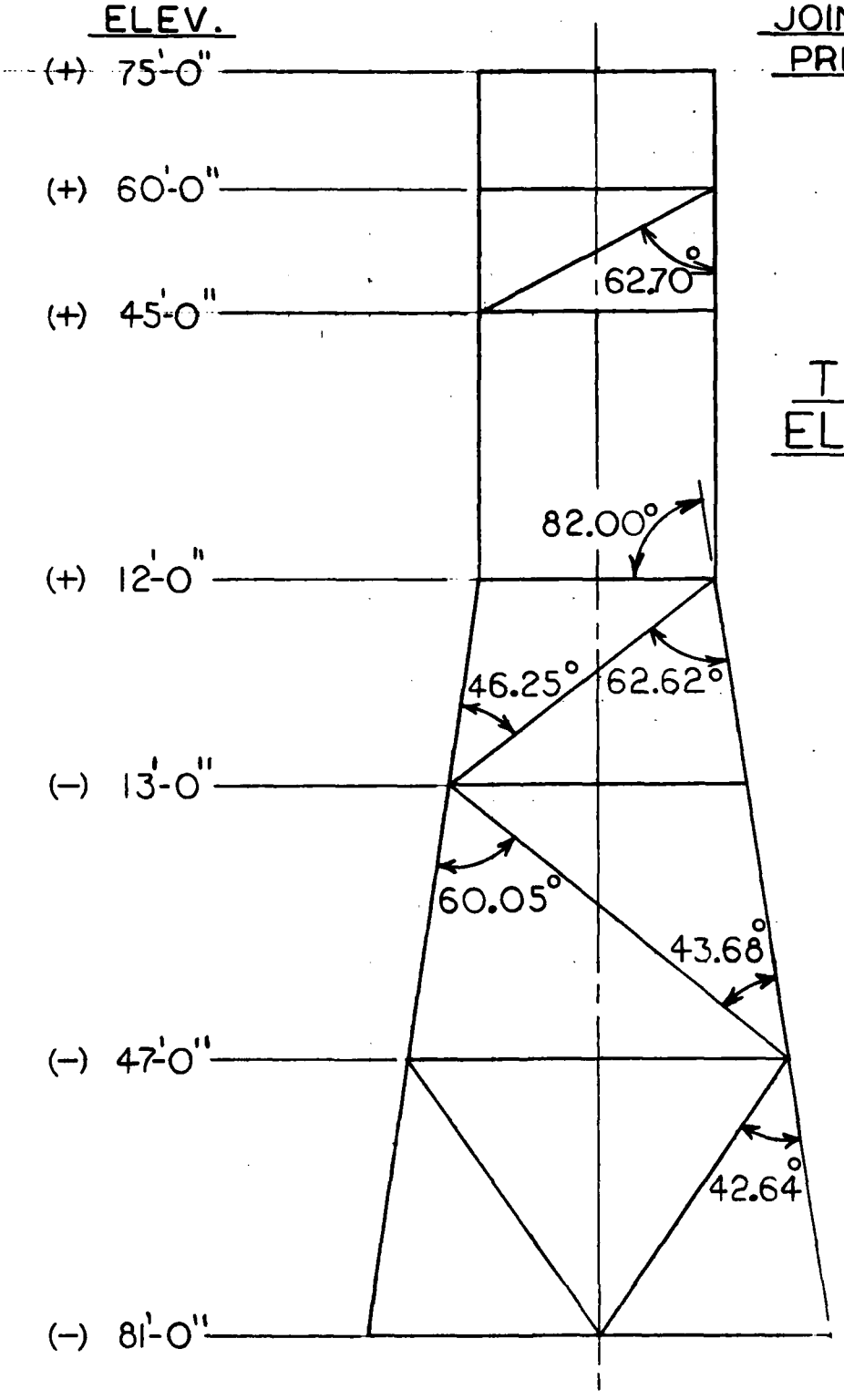

JOINT GEOMETRY-
PRIMARY JOINTS

TYPICAL
ELEVATION

7.3 PUNCHING SHEAR ANALYSIS - PRIMARY JOINTS

SAPCHK - CREST OFFSHORE, INC. STRUCTURAL POSTPROCESSOR SYSTEM

API CODE CHECK; PUNCHING SHEAR FOR TUBULAR MEMBERS

,NAVY SIFT MLM STRUCTURE 27-771-01 PUNCHING SHEAR CHECK FOR STRAN

I N P U T D A T A

MEMBER	JOINT	DIAMETER	THICKNESS	START/END	THETA ANGLE	YIELD
201	301	30.000	1.500	1	-0.00	36
201	303	12.750	.500	1	62.65	36
203	303	30.000	1.500	1	-0.00	36
203	306	12.750	.500	1	62.65	36
206	306	30.000	1.500	1	-0.00	36
206	301	12.750	.500	1	62.65	36
201	301	30.000	1.500	2	-0.00	36
206	301	12.750	.750	2	62.65	36
301	306	12.750	.750	1	90.00	36
301	401	30.000	1.500	1	-0.00	36
301	306	12.750	.750	1	90.00	36
203	303	30.000	1.500	2	-0.00	36
201	303	12.750	.750	2	62.65	36
301	303	12.750	.750	2	90.00	36
303	403	30.000	1.500	1	-0.00	36
301	303	12.750	.750	2	90.00	36
206	306	30.000	1.500	2	-0.00	36
203	306	12.750	.750	2	62.65	36
303	306	12.750	.750	2	90.00	36
306	406	30.000	1.500	1	-0.00	36
303	306	12.750	.750	2	90.00	36
401	501	48.000	1.750	2	-0.00	36
501	502	16.000	1.000	1	81.82	36
501	504	16.000	1.000	1	81.82	36
501	601	48.000	1.750	1	-0.00	36
501	502	16.000	1.000	1	81.82	36
501	504	16.000	1.000	1	81.82	36
501	652	20.000	1.000	1	62.63	36
403	503	48.000	1.750	2	-0.00	36
502	503	16.000	1.000	2	81.82	36
503	505	16.000	1.000	1	81.82	36
503	603	48.000	1.750	1	-0.00	36
502	503	16.000	1.000	2	81.82	36
503	505	16.000	1.000	1	81.82	36
503	65	20.000	1.000	1	62.63	36
406	506	48.000	1.750	2	-0.00	36
504	506	16.000	1.000	2	81.82	36
505	506	16.000	1.000	2	81.82	36
506	606	48.000	1.750	1	-0.00	36
504	506	16.000	1.000	2	81.82	36
505	506	16.000	1.000	2	81.82	36
506	654	20.000	1.000	1	62.63	36
651	701	47.000	1.500	2	-0.00	36
701	702	12.750	.375	1	81.82	36
701	704	12.750	.375	1	81.82	36
654	701	20.000	.750	2	46.26	36
701	801	47.000	1.500	1	-0.00	36
701	702	12.750	.375	1	81.82	36
701	704	12.750	.375	1	81.82	36
701	806	20.000	.875	1	60.05	36
653	703	47.000	1.500	2	-0.00	36
702	703	12.750	.375	2	81.82	36

703	705	12,750	.375	1	81.82	36
632	70[illegible]	20,000	.750	2	46.26	36
703	8[illegible]	47,000	1.500	1	-0.00	36
702	70[illegible]	12,750	.375	2	81.82	36
703	705	12,750	.375	1	81.82	36
703	801	20,000	.875	1	60.05	36
656	706	47,000	1.500	2	-0.00	36
635	706	20,000	.750	2	46.26	36
705	706	12,750	.375	2	81.82	36
704	706	12,750	.375	2	81.82	36
706	806	47,000	1.500	1	-0.00	36
704	706	12,750	.375	2	81.82	36
705	706	12,750	.375	2	81.82	36
706	803	20,000	.875	1	60.05	36
701	801	46,000	1.125	2	-0.00	36
801	802	16,000	.500	1	81.82	36
801	804	16,000	.500	1	81.82	36
703	801	20,000	.750	2	43.68	36
801	1001	46,000	1.125	1	-0.00	36
801	802	16,000	.500	1	81.82	36
801	804	16,000	.500	1	81.82	36
801	1002	16,000	.750	1	42.64	36
801	1004	16,000	.750	1	42.64	36
703	803	46,000	1.125	2	-0.00	36
802	803	16,000	.500	2	81.82	36
803	805	16,000	.500	1	81.82	36
706	803	20,000	.750	2	43.68	36
803	1003	46,000	1.125	1	-0.00	36
802	803	16,000	.500	2	81.82	36
803	805	16,000	.500	1	81.82	36
803	1002	16,000	.750	1	42.64	36
803	1005	16,000	.750	1	42.64	36
706	806	46,000	1.125	2	-0.00	36
804	806	16,000	.500	2	81.82	36
805	806	16,000	.500	2	81.82	36
701	806	20,000	.750	2	43.68	36
806	1006	46,000	1.125	1	-0.00	36
804	806	16,000	.500	2	81.82	36
805	806	16,000	.500	2	81.82	36
806	1004	16,000	.750	1	42.64	36
806	1005	16,000	.750	1	42.64	36
801	1001	46,000	1.125	2	-0.00	36
1001	1002	18,000	.500	1	81.82	36
1001	1004	18,000	.500	1	81.82	36
803	1003	46,000	1.125	2	-0.00	36
1002	1003	18,000	.500	2	81.82	36
1003	1005	18,000	.500	1	81.82	36
806	100[illegible]	46,000	1.125	2	-0.00	36
1004	100[illegible]	18,000	.500	2	81.82	36
1005	1006	18,000	.500	2	81.82	36
1001	1002	24,000	.875	2	-0.00	36
801	1002	16,000	.500	2	55.54	36
1002	1003	24,000	.875	1	-0.00	36
803	1002	16,000	.500	2	55.54	36
1001	1004	24,000	.875	2	-0.00	36
801	1004	16,000	.500	2	55.54	36
1004	1006	24,000	.875	1	-0.00	36
806	1004	16,000	.500	2	55.54	36
1003	1005	24,000	.875	2	-0.00	36
803	1005	16,000	.500	2	55.54	36
1005	1006	24,000	.875	1	-0.00	36
806	1005	16,000	.500	2	55.54	36

BRACE PROPERTIES TABLE

NUMBER	DIAMETER	THICKNESS	AREA	MODULUS	YIELD
1	1.275000E+01	5.000000E-01	1.924226E+01	5.671276E+01	3.600000E+01
2	1.275000E+01	7.500000E-01	2.827434E+01	8.014525E+01	3.600000E+01
3	1.000000E+01	1.000000E+00	4.712389E+01	1.664062E+02	3.600000E+01
4	2.000000E+01	1.000000E+00	5.969027E+01	2.700984E+02	3.600000E+01
5	1.275000E+01	3.750000E-01	1.457896E+01	4.381725E+01	3.600000E+01
6	2.000000E+01	7.500000E-01	4.535675E+01	2.104127E+02	3.600000E+01
7	2.000000E+01	8.750000E-01	5.257260E+01	2.408687E+02	3.600000E+01
8	1.000000E+01	5.000000E-01	2.434735E+01	9.149273E+01	3.600000E+01
9	1.000000E+01	7.500000E-01	3.593197E+01	1.308650E+02	3.600000E+01
10	1.000000E+01	5.000000E-01	2.748894E+01	1.171018E+02	3.600000E+01

LOAD CASE	LOAD FACTOR
7	1.330
8	1.330
9	1.330
10	1.330

END OF INFORMATION READ = FORCE

456 RECORDS TO BE SORTED

SAPCHK - CREST OFFSHORE, INC. STRUCTURAL POSTPROCESSOR SYSTEM

PUNCHING SHEAR CHECK FOR - .NAVY 81FT MLW STRUCTURE 27-771-01 PUNCHING SHEAR CHECK FOR STRAN

CHORD NUMBER	JOINT NUMBER	LOAD CASE	BRACE NUMBER	DIAMETER	THICKNESS	/- -S T R E S S - -/ AXIAL	BENDING	CALCULATED PUNCHING SHEAR	ALLOWABLE PUNCHING SHEAR
201	301	201	7	30.00	1.500	.421	1.231		
			201 303	12.75	.500	.073	10.813	3.068	11.003
201	301	201	8	30.00	1.500	.364	.341		
			201 303	12.75	.500	.220	4.076	1.209	11.003
201	301	201	9	30.00	1.500	.386	1.349		
			201 303	12.75	.500	.486	5.370	1.646	11.003
201	301	201	10	30.00	1.500	.379	.229		
			201 303	12.75	.500	.294	7.183	2.105	11.003
203	303	203	7	30.00	1.500	.014	1.739		
			203 306	12.75	.500	7.471	5.259	3.510	11.003
203	303	203	8	30.00	1.500	.929	.233		
			203 306	12.75	.500	6.894	5.661	3.466	11.003
203	303	203	9	30.00	1.500	.071	1.612		
			203 306	12.75	.500	6.140	3.244	2.580	11.003
203	303	203	10	30.00	1.500	.877	.761		
			203 306	12.75	.500	5.947	5.494	3.162	11.003
206	306	206	7	30.00	1.500	1.015	1.056		
			206 301	12.75	.500	8.497	9.684	5.036	11.003
206	306	206	8	30.00	1.500	.022	2.020		
			206 301	12.75	.500	7.463	7.197	4.054	11.003
206	306	206	9	30.00	1.500	.838	.842		
			206 301	12.75	.500	5.752	5.365	3.073	11.003
206	306	206	10	30.00	1.500	.185	1.634		
			206 301	12.75	.500	4.775	14.434	5.365	11.003
201	301	301	7	30.00	1.500	.448	12.454		
			206 301	12.75	.750	5.756	5.457	4.651	10.953
			301 306	12.75	.750	3.903	6.987	5.445	10.953

7.09

SAPCHK - CREST OFFSHORE, INC. STRUCTURAL POSTPROCESSOR SYSTEM

PUNCHING SHEAR CHECK FOR - .NAVY 81FT MLM STRUCTURE 27-771-01 PUNCHING SHEAR CHECK FOR STRAN

CHORD NUMBER	JOINT NUMBER	LOAD CASE	BRACE NUMBER	DIAMETER	THICKNESS	/- STRESS -/ AXIAL	BENDING	CALCULATED PUNCHING SHEAR	ALLOWABLE PUNCHING SHEAR
201	301	301	8	30.00	1.500	.391	10.966		
			206 301	12.75	.750	5.108	2.811	3.268	11.003
			301 306	12.75	.750	3.580	9.224	6.402	11.003
201	301	301	9	30.00	1.500	.413	9.011		
			206 301	12.75	.750	3.887	.632	1.849	11.003
			301 306	12.75	.750	3.179	6.225	4.702	11.003
201	301	301	10	30.00	1.500	.406	7.963		
			206 301	12.75	.750	3.278	14.675	7.540	11.003
			301 306	12.75	.750	3.171	9.384	6.277	11.003
301	401	301	7	30.00	1.500	.189	14.566		
			301 306	12.75	.750	3.903	6.987	5.445	10.598
301	401	301	8	30.00	1.500	.824	13.864		
			301 306	12.75	.750	3.580	9.224	6.402	10.611
301	401	301	9	30.00	1.500	.943	10.911		
			301 306	12.75	.750	3.179	6.225	4.702	11.003
301	401	301	10	30.00	1.500	.221	9.918		
			301 306	12.75	.750	3.171	9.384	6.277	11.003
203	303	303	7	30.00	1.500	.013	13.451		
			201 303	12.75	.750	.077	15.544	6.605	10.845
			301 303	12.75	.750	.215	14.475	7.345	10.845
203	303	303	8	30.00	1.500	.956	12.221		
			201 303	12.75	.750	.122	10.791	4.613	10.900
			301 303	12.75	.750	.178	13.366	6.772	10.900
203	303	303	9	30.00	1.500	.098	11.352		
			201 303	12.75	.750	.359	13.555	5.878	11.003
			301 303	12.75	.750	1.433	14.476	7.954	11.003
203	303	303	10	30.00	1.500	.904	9.938		
			201 303	12.75	.750	.172	1.599	.662	11.003
			301 303	12.75	.750	1.845	10.932	6.389	11.003
303	403	303	7	30.00	1.500	.058	13.285		
			301 303	12.75	.750	.215	14.475	7.345	10.868

1.1
0

SAPCHK - CHEST OFFSHORE, INC. STRUCTURAL POSTPROCESSOR SYSTEM

PUNCHING SHEAR CHECK FOR - ,NAVY 81FT MLW STRUCTURE 27-771-01 PUNCHING SHEAR CHECK FOR STRAN

CHORD NUMBER	JOINT NUMBER	LOAD CASE	BRACE NUMBER	DIAMETER	THICKNESS	/- STRESS -/ AXIAL	BENDING	CALCULATED PUNCHING SHEAR	ALLOWABLE PUNCHING SHEAR
303	403	303	8	30.00	1.500	1.023	12.528		
			301 303	12.75	.750	.178	13.366	6.772	10.829
303	403	303	9	30.00	1.500	.211	11.197		
			301 303	12.75	.750	1.433	14.476	7.954	11.003
303	403	303	10	30.00	1.500	.915	10.438		
			301 303	12.75	.750	1.845	10.932	6.389	11.003
206	306	306	7	30.00	1.500	1.042	14.991		
			203 306	12.75	.750	5.112	4.687	4.063	10.353
			303 306	12.75	.750	2.383	10.558	6.470	10.353
206	306	306	8	30.00	1.500	.049	14.862		
			203 306	12.75	.750	4.663	3.928	3.179	10.568
			303 306	12.75	.750	1.952	9.812	5.882	10.568
206	306	306	9	30.00	1.500	.864	11.319		
			203 306	12.75	.750	4.206	3.948	3.381	11.003
			303 306	12.75	.750	2.524	6.904	4.718	11.003
206	306	306	10	30.00	1.500	.212	10.699		
			203 306	12.75	.750	4.020	3.847	3.263	11.003
			303 306	12.75	.750	3.370	5.093	4.232	11.003
306	406	306	7	30.00	1.500	1.602	16.513		
			303 306	12.75	.750	2.383	10.558	6.470	9.954
306	406	306	8	30.00	1.500	.360	15.493		
			303 306	12.75	.750	1.952	9.812	5.882	10.388
306	406	306	9	30.00	1.500	1.325	12.529		
			303 306	12.75	.750	2.524	6.904	4.718	10.771
306	406	306	10	30.00	1.500	.108	11.186		
			303 306	12.75	.750	3.370	5.093	4.232	11.003
401	501	501	7	48.00	1.750	3.757	8.860		
			501 502	16.00	1.000	3.108	3.569	3.645	8.733
			501 504	16.00	1.000	7.338	7.511	8.110	8.733

112

SAPCHK - CREST OFFSHORE, INC. STRUCTURAL POSTPROCESSOR SYSTEM

PUNCHING SHEAR CHECK FOR - ,NAVY BIFI MLM STRUCTURE 27-771-01 PUNCHING SHEAR CHECK FOR STRAN

CHORD NUMBER	JOINT NUMBER	LOAD CASE	BRACE NUMBER		DIAMETER	THICKNESS	/- -S T R E S S - -/ AXIAL	BENDING	CALCULATED PUNCHING SHEAR	ALLOWABLE PUNCHING SHEAR
401	501	501	8		48.00	1.750	3.725	8.269		
			501	502	16.00	1.000	4.010	3.500	4.105	8.733
			501	504	16.00	1.000	6.833	8.332	8.277	8.733
401	501	501	9		48.00	1.750	.446	9.834		
			501	502	16.00	1.000	1.092	5.734	3.708	8.733
			501	504	16.00	1.000	6.298	6.705	7.101	8.733
401	501	501	10		48.00	1.750	.351	9.531		
			501	502	16.00	1.000	.962	5.333	3.419	8.733
			501	504	16.00	1.000	5.702	7.653	7.286	8.733
501	601	501	7		48.00	1.750	3.769	8.056		
			501	502	16.00	1.000	3.108	3.569	3.645	8.733
			501	504	16.00	1.000	7.338	7.911	8.110	8.733
			501	632	20.00	1.000	.189	6.103	3.037	8.733
501	601	501	8		48.00	1.750	3.609	7.504		
			501	502	16.00	1.000	4.010	3.500	4.105	8.733
			501	504	16.00	1.000	6.833	8.332	8.277	8.733
			501	632	20.00	1.000	.155	6.159	3.049	8.733
501	601	501	9		48.00	1.750	1.197	8.967		
			501	502	16.00	1.000	1.092	5.734	3.708	8.733
			501	504	16.00	1.000	6.298	6.705	7.101	8.733
			501	632	20.00	1.000	4.854	5.310	4.823	8.733
501	601	501	10		48.00	1.750	1.058	8.729		
			501	502	16.00	1.000	.962	5.333	3.419	8.733
			501	504	16.00	1.000	5.702	7.653	7.286	8.733
			501	632	20.00	1.000	5.036	4.227	4.384	8.733
403	503	503	7		48.00	1.750	3.821	9.444		
			502	503	16.00	1.000	3.224	2.868	3.329	8.639
			503	505	16.00	1.000	3.255	6.337	5.226	8.639
403	503	503	8		48.00	1.750	3.645	9.273		
			502	503	16.00	1.000	4.115	3.052	3.920	8.691
			503	505	16.00	1.000	3.371	7.525	5.934	8.691
403	503	503	9		48.00	1.750	5.930	6.250		
			502	503	16.00	1.000	.698	2.747	1.873	8.733
			503	505	16.00	1.000	4.167	5.036	5.023	8.733

SAPCHK - CREST OFFSHORE, INC. STRUCTURAL POSTPROCESSOR SYSTEM

PUNCHING SHEAR CHECK FOR - ,NAVY 81FT MLW STRUCTURE 27-771-01 PUNCHING SHEAR CHECK FOR STRAN

CHORD NUMBER	JOINT NUMBER	LOAD CASE	BRACE NUMBER	DIAMETER	THICKNESS	/- -S T R E S S - -/ AXIAL	BENDING	CALCULATED PUNCHING SHEAR	ALLOWABLE PUNCHING SHEAR
405	503	503	10	48.00	1.750	6.029	5.927		
			502 503	16.00	1.000	.534	4.209	2.575	8.733
			503 505	16.00	1.000	4.426	6.272	5.036	8.733
503	603	503	7	48.00	1.750	2.429	8.518		
			502 503	16.00	1.000	3.224	2.668	3.329	8.733
			503 505	16.00	1.000	3.255	6.337	5.226	8.733
			503 635	20.00	1.000	10.057	6.118	7.634	8.733
503	603	503	8	48.00	1.750	2.206	8.241		
			502 503	16.00	1.000	4.115	3.052	3.920	8.733
			503 505	16.00	1.000	3.371	7.525	5.934	8.733
			503 635	20.00	1.000	9.746	7.186	8.005	8.733
503	603	503	9	48.00	1.750	4.556	5.509		
			502 503	16.00	1.000	.698	2.747	1.873	8.733
			503 505	16.00	1.000	4.167	5.036	5.023	8.733
			503 635	20.00	1.000	9.804	5.910	7.415	8.733
503	603	503	10	48.00	1.750	4.581	5.028		
			502 503	16.00	1.000	.534	4.209	2.575	8.733
			503 505	16.00	1.000	4.426	6.272	5.036	8.733
			503 635	20.00	1.000	9.780	7.032	7.947	8.733
406	506	506	7	48.00	1.750	7.619	6.000		
			504 506	16.00	1.000	7.812	7.649	8.446	8.585
			505 506	16.00	1.000	2.654	7.582	5.570	8.585
406	506	506	8	48.00	1.750	7.382	5.617		
			504 506	16.00	1.000	7.304	6.088	7.321	8.679
			505 506	16.00	1.000	2.778	6.145	4.859	8.679
406	506	506	9	48.00	1.750	6.456	4.661		
			504 506	16.00	1.000	6.522	6.072	6.881	8.733
			505 506	16.00	1.000	3.591	6.796	5.660	8.733
406	506	506	10	48.00	1.750	6.467	4.509		
			504 506	16.00	1.000	5.896	4.641	5.761	8.733
			505 506	16.00	1.000	3.848	5.009	5.158	8.733
506	606	506	7	48.00	1.750	6.235	4.563		
			504 506	16.00	1.000	7.812	7.649	8.446	8.733
			505 506	16.00	1.000	2.654	7.582	5.570	8.733
			506 634	20.00	1.000	10.156	7.713	8.450	8.733

SAPCHK - CREST OFFSHORE, INC. STRUCTURAL POSTPROCESSUR SYSTEM

PUNCHING SHEAR CHECK FUR - .NAVY BIFI MLH STRUCTURE 27-771-01 PUNCHING SHEAR CHECK FUR STRAN

CHORD NUMBER	JOINT NUMBER	LOAD CASE	BRACE NUMBER		DIAMETER	THICKNESS	/- -S T R E S S - -/ AXIAL	BENDING	CALCULATED PUNCHING SHEAR	ALLOWABLE PUNCHING SHEAR
506	606	506	8		48.00	1.750	6.119	4.479		
			504	506	16.00	1.000	7.304	6.088	7.321	8.733
			505	506	16.00	1.000	2.778	6.145	4.859	8.733
			506	634	20.00	1.000	9.695	6.248	7.528	8.733
506	606	506	9		48.00	1.750	5.495	3.431		
			504	506	16.00	1.000	6.522	6.072	6.881	8.733
			505	506	16.00	1.000	3.541	6.796	5.660	8.733
			506	634	20.00	1.000	7.081	7.493	6.914	8.733
506	606	506	10		48.00	1.750	5.606	3.546		
			504	506	16.00	1.000	5.896	4.641	5.761	8.733
			505	506	16.00	1.000	3.848	5.609	5.158	8.733
			506	634	20.00	1.000	6.838	6.493	6.318	8.733
651	701	701	7		47.00	1.500	4.720	.863		
			701	702	12.75	.375	2.801	2.129	1.179	7.930
			701	704	12.75	.375	.519	1.292	.431	7.930
			634	701	20.00	.750	13.358	2.986	4.846	7.930
651	701	701	8		47.00	1.500	4.312	.648		
			701	702	12.75	.375	3.537	2.323	1.403	7.930
			701	704	12.75	.375	1.219	2.677	.976	7.930
			634	701	20.00	.750	12.767	2.998	4.677	7.930
651	701	701	9		47.00	1.500	1.567	1.045		
			701	702	12.75	.375	3.611	2.451	1.451	7.930
			701	704	12.75	.375	3.011	1.681	1.124	7.930
			634	701	20.00	.750	9.311	4.171	4.040	7.930
651	701	701	10		47.00	1.500	1.188	1.082		
			701	702	12.75	.375	3.832	2.040	1.407	7.930
			701	704	12.75	.375	2.536	2.521	1.208	7.930
			634	701	20.00	.750	9.008	4.246	3.975	7.930
701	801	701	7		47.00	1.500	1.571	1.098		
			701	702	12.75	.375	2.801	2.129	1.179	7.930
			701	704	12.75	.375	.519	1.292	.431	7.930
			701	806	20.00	.875	9.124	4.731	6.493	7.930
701	801	701	8		47.00	1.500	1.265	1.049		
			701	702	12.75	.375	3.537	2.323	1.403	7.930
			701	704	12.75	.375	1.219	2.677	.976	7.930
			701	806	20.00	.875	8.668	5.597	6.705	7.930

SAPCHK - CREST OFFSHORE, INC. STRUCTURAL POSTPROCESSOR SYSTEM

PUNCHING SHEAR CHECK FOR - NAVY 81FT MLH STRUCTURE 27-771-01 PUNCHING SHEAR CHECK FOR STRAN

CHORD NUMBER	JOINT NUMBER	LOAD CASE	BRACE NUMBER		DIAMETER	THICKNESS	/- STRESS -/ AXIAL	BENDING	CALCULATED PUNCHING SHEAR	ALLOWABLE PUNCHING SHEAR
701	801	701	9		47.00	1.500	.510	1.051		
			701	702	12.75	.375	3.611	2.451	1.451	7.930
			701	704	12.75	.375	3.011	1.681	1.124	7.930
			701	806	20.00	.875	5.599	4.423	4.724	7.930
701	801	701	10		47.00	1.500	.852	1.223		
			701	702	12.75	.375	3.832	2.040	1.407	7.930
			701	704	12.75	.375	2.536	2.521	1.208	7.930
			701	806	20.00	.875	5.283	4.607	4.765	7.930
653	703	703	7		47.00	1.500	3.111	1.209		
			702	703	12.75	.375	2.775	1.005	.907	7.930
			703	705	12.75	.375	.484	2.486	.706	7.930
			632	703	20.00	.750	.242	6.282	2.061	7.930
653	703	703	8		47.00	1.500	2.551	.947		
			702	703	12.75	.375	3.512	1.479	1.197	7.930
			703	705	12.75	.375	.838	3.446	1.019	7.930
			632	703	20.00	.750	.196	6.201	2.022	7.930
653	703	703	9		47.00	1.500	5.712	1.224		
			702	703	12.75	.375	4.281	2.771	1.688	7.930
			703	705	12.75	.375	.532	2.310	.676	7.930
			632	703	20.00	.750	6.377	7.168	4.133	7.930
653	703	703	10		47.00	1.500	5.463	.974		
			702	703	12.75	.375	4.516	3.364	1.885	7.930
			703	705	12.75	.375	1.757	2.997	1.134	7.930
			632	703	20.00	.750	6.635	7.275	4.242	7.930
703	803	703	7		47.00	1.500	3.030	1.047		
			702	703	12.75	.375	2.775	1.005	.907	7.930
			703	705	12.75	.375	.484	2.486	.706	7.930
			703	801	20.00	.875	.267	5.891	2.987	7.930
703	803	703	8		47.00	1.500	2.535	.860		
			702	703	12.75	.375	3.512	1.479	1.197	7.930
			703	705	12.75	.375	.838	3.446	1.019	7.930
			703	801	20.00	.875	.108	6.129	3.030	7.930
703	803	703	9		47.00	1.500	4.103	1.114		
			702	703	12.75	.375	4.281	2.771	1.688	7.930
			703	705	12.75	.375	.532	2.310	.676	7.930
			703	801	20.00	.875	4.987	7.034	5.712	7.930

SAPCHK - CREST OFFSHORE, INC. STRUCTURAL POSTPROCESSOR SYSTEM

PUNCHING SHEAR CHECK FOR - ,NAVY 81FT MLW STRUCTURE 27-771-01 PUNCHING SHEAR CHECK FOR STRAN

CHORD NUMBER	JOINT NUMBER	LOAD CASE	BRACE NUMBER	DIAMETER	THICKNESS	/- STRESS -/ AXIAL	BENDING	CALCULATED PUNCHING SHEAR	ALLOWABLE PUNCHING SHEAR
703	803	703	10	47.00	1.500	3.782	.966		
			702 703	12.75	.375	4.516	3.564	1.885	7.930
			703 705	12.75	.375	1.757	2.997	1.134	7.930
			703 801	20.00	.875	5.031	7.709	6.060	7.930
656	706	706	7	47.00	1.500	7.362	.532		
			635 706	20.00	.750	13.244	4.565	5.313	7.930
			705 706	12.75	.375	1.651	3.453	1.216	7.930
			706 706	12.75	.375	1.697	3.578	1.257	7.930
656	706	706	8	47.00	1.500	7.289	.949		
			635 706	20.00	.750	12.819	4.581	5.194	7.930
			705 706	12.75	.375	2.008	2.642	1.110	7.930
			706 706	12.75	.375	2.399	2.966	1.281	7.930
656	706	706	9	47.00	1.500	6.484	.245		
			635 706	20.00	.750	12.909	.165	3.821	7.930
			705 706	12.75	.375	1.871	2.967	1.154	7.930
			706 706	12.75	.375	3.722	3.812	1.800	7.930
656	706	706	10	47.00	1.500	6.661	.718		
			635 706	20.00	.750	12.862	1.711	4.297	7.930
			705 706	12.75	.375	3.103	1.724	1.156	7.930
			706 706	12.75	.375	3.236	3.052	1.645	7.930
706	806	706	7	47.00	1.500	4.152	1.006		
			704 706	12.75	.375	1.697	3.578	1.257	7.930
			705 706	12.75	.375	1.651	3.453	1.216	7.930
			706 803	20.00	.875	9.275	6.899	7.617	7.930
706	806	706	8	47.00	1.500	4.236	1.209		
			704 706	12.75	.375	2.399	2.966	1.281	7.930
			705 706	12.75	.375	2.008	2.642	1.110	7.930
			706 803	20.00	.875	8.774	5.745	6.826	7.930
706	806	706	9	47.00	1.500	3.212	.934		
			704 706	12.75	.375	3.722	3.812	1.800	7.930
			705 706	12.75	.375	1.871	2.967	1.154	7.930
			706 803	20.00	.875	10.023	6.179	7.610	7.930
706	806	706	10	47.00	1.500	3.455	1.103		
			704 706	12.75	.375	3.236	3.052	1.645	7.930
			705 706	12.75	.375	3.103	1.724	1.156	7.930
			706 803	20.00	.875	9.968	5.094	7.058	7.930

7.16

SAPCHK - CREST OFFSHORE, INC, STRUCTURAL POSTPROCESSOR SYSTEM

PUNCHING SHEAR CHECK FOR - ,NAVY 81FT MLW STRUCTURE 27-771-01 PUNCHING SHEAR CHECK FOR STRAN

CHORD NUMBER	JOINT NUMBER	LOAD CASE	BRACE NUMBER	DIAMETER	THICKNESS	/- -S T R E S S - -/ AXIAL	BENDING	CALCULATED PUNCHING SHEAR	ALLOWABLE PUNCHING SHEAR
701	801	801	7	46.00	1.125	2.020	1.209		
			801 802	16.00	.500	2.483	.809	1.404	6.547
			801 804	16.00	.500	5.509	2.980	3.615	6.547
			703 801	20.00	.750	.302	7.836	3.278	6.547
701	801	801	8	46.00	1.125	1.814	1.514		
			801 802	16.00	.500	2.668	1.060	1.589	6.547
			801 804	16.00	.500	4.700	3.738	3.588	6.547
			703 801	20.00	.750	.117	8.018	3.284	6.547
701	801	801	9	46.00	1.125	.793	1.261		
			801 802	16.00	.500	5.401	5.007	4.423	6.547
			801 804	16.00	.500	1.708	4.721	2.721	6.547
			703 801	20.00	.750	5.773	5.231	4.219	6.547
701	801	801	10	46.00	1.125	1.048	1.354		
			801 802	16.00	.500	5.619	5.012	4.519	6.547
			801 804	16.00	.500	1.693	5.274	2.948	6.547
			703 801	20.00	.750	5.839	5.367	4.298	6.547
801	1001	801	7	46.00	1.125	.368	1.203		
			801 802	16.00	.500	2.483	.809	1.404	6.547
			801 804	16.00	.500	5.509	2.980	3.615	6.547
			801 1002	16.00	.750	.067	4.537	1.827	6.547
			801 1004	16.00	.750	9.112	4.228	4.912	6.547
801	1001	801	8	46.00	1.125	.132	1.470		
			801 802	16.00	.500	2.668	1.060	1.589	6.547
			801 804	16.00	.500	4.700	3.738	3.588	6.547
			801 1002	16.00	.750	.134	4.712	1.920	6.547
			801 1004	16.00	.750	8.577	4.274	4.740	6.547
801	1001	801	9	46.00	1.125	.134	1.145		
			801 802	16.00	.500	5.401	5.007	4.423	6.547
			801 804	16.00	.500	1.708	4.721	2.721	6.547
			801 1002	16.00	.750	4.815	3.501	3.099	6.547
			801 1004	16.00	.750	5.538	3.463	3.340	6.547
801	1001	801	10	46.00	1.125	.095	1.220		
			801 802	16.00	.500	5.619	5.012	4.519	6.547
			801 804	16.00	.500	1.693	5.274	2.948	6.547
			801 1002	16.00	.750	4.964	3.460	3.135	6.547
			801 1004	16.00	.750	5.387	3.508	3.304	6.547

Z11'L

SAPCHK - CREST OFFSHORE, INC. STRUCTURAL POSTPROCESSOR SYSTEM

PUNCHING SHEAR CHECK FOR - .NAVY 81FT MLN STRUCTURE 27-771-01 PUNCHING SHEAR CHECK FOR STRAN

CHORD NUMBER	JOINT NUMBER	LOAD CASE	BRACE NUMBER	DIAMETER	THICKNESS	/- STRESS -/ AXIAL	BENDING	CALCULATED PUNCHING SHEAR	ALLOWABLE PUNCHING SHEAR
703	803	803	7	40.00	1.125	3.993	.564		
			802 803	16.00	.500	2.420	2.151	1.943	6.547
			803 805	16.00	.500	7.092	4.150	4.786	6.547
			706 803	20.00	.750	10.759	4.453	5.722	6.547
703	803	803	8	40.00	1.125	3.531	.876		
			802 803	16.00	.500	2.606	2.362	2.111	6.547
			803 805	16.00	.500	7.227	4.799	5.118	6.547
			706 803	20.00	.750	10.162	3.577	5.150	6.547
703	803	803	9	40.00	1.125	5.443	.438		
			802 803	16.00	.500	5.758	1.583	3.133	6.547
			803 805	16.00	.500	6.138	2.943	3.869	6.547
			706 803	20.00	.750	11.624	3.591	5.689	6.547
703	803	803	10	40.00	1.125	5.217	1.202		
			802 803	16.00	.500	5.986	2.620	3.668	6.547
			803 805	16.00	.500	6.941	3.967	4.644	6.547
			706 803	20.00	.750	11.545	2.568	5.246	6.547
803	1003	803	7	40.00	1.125	.359	.463		
			802 803	16.00	.500	2.420	2.151	1.943	6.547
			803 805	16.00	.500	7.092	4.150	4.786	6.547
			803 1002	16.00	.750	.015	3.983	1.588	6.547
			803 1005	16.00	.750	9.090	3.600	4.654	6.547
803	1003	803	8	40.00	1.125	.114	.584		
			802 803	16.00	.500	2.606	2.362	2.111	6.547
			803 805	16.00	.500	7.227	4.799	5.118	6.547
			803 1002	16.00	.750	.143	4.041	1.657	6.547
			803 1005	16.00	.750	8.443	3.577	4.415	6.547
803	1003	803	9	40.00	1.125	.529	.117		
			802 803	16.00	.500	5.758	1.583	3.133	6.547
			803 805	16.00	.500	6.138	2.943	3.869	6.547
			803 1002	16.00	.750	8.853	4.662	3.653	6.547
			803 1005	16.00	.750	10.172	3.849	5.137	6.547
803	1003	803	10	40.00	1.125	.301	.649		
			802 803	16.00	.500	5.986	2.620	3.668	6.547
			803 805	16.00	.500	6.941	3.967	4.644	6.547
			803 1002	16.00	.750	4.938	4.976	3.728	6.547
			803 1005	16.00	.750	10.081	3.622	5.094	6.547

SAPCHK - CREST OFFSHORE, INC. STRUCTURAL POSTPROCESSOR SYSTEM

PUNCHING SHEAR CHECK FOR - ,NAVY 81FT MLM STRUCTURE 27-771-01 PUNCHING SHEAR CHECK FOR STRAN

CHORD NUMBER	JOINT NUMBER	LOAD CASE	BRACE NUMBER	DIAMETER	THICKNESS	-S T R E S S - AXIAL	BENDING	CALCULATED PUNCHING SHEAR	ALLOWABLE PUNCHING SHEAR
706	806	806	7	46.00	1.125	5.716	1.477		
			804 806	16.00	.500	4.796	4.396	3.907	6.547
			805 806	16.00	.500	7.743	3.502	4.792	6.547
			701 806	20.00	.750	10.568	4.948	5.852	6.547
706	806	806	8	46.00	1.125	5.623	.661		
			804 806	16.00	.500	3.988	3.200	3.056	6.547
			805 806	16.00	.500	7.882	2.068	4.247	6.547
			701 806	20.00	.750	10.055	5.160	5.751	6.547
706	806	806	9	46.00	1.125	4.446	1.608		
			804 806	16.00	.500	1.255	3.923	2.191	6.547
			805 806	16.00	.500	6.902	3.968	4.628	6.547
			701 806	20.00	.750	6.483	8.263	5.704	6.547
706	806	806	10	46.00	1.125	4.567	.983		
			804 806	16.00	.500	1.245	3.228	1.894	6.547
			805 806	16.00	.500	7.707	2.808	4.484	6.547
			701 806	20.00	.750	6.131	8.467	5.658	6.547
806	1006	806	7	46.00	1.125	.387	1.093		
			804 806	16.00	.500	4.796	4.396	3.907	6.547
			805 806	16.00	.500	7.743	3.502	4.792	6.547
			806 1004	16.00	.750	9.098	4.425	4.984	6.547
			806 1005	16.00	.750	9.043	4.688	5.070	6.547
806	1006	806	8	46.00	1.125	.588	.646		
			804 806	16.00	.500	3.988	3.200	3.056	6.547
			805 806	16.00	.500	7.882	2.068	4.247	6.547
			806 1004	16.00	.750	8.633	4.098	4.690	6.547
			806 1005	16.00	.750	8.469	4.390	4.748	6.547
806	1006	806	9	46.00	1.125	.320	1.522		
			804 806	16.00	.500	1.255	3.923	2.191	6.547
			805 806	16.00	.500	6.902	3.968	4.628	6.547
			806 1004	16.00	.750	5.531	5.161	4.012	6.547
			806 1005	16.00	.750	10.112	4.510	5.378	6.547
806	1006	806	10	46.00	1.125	.545	1.035		
			804 806	16.00	.500	1.245	3.228	1.894	6.547
			805 806	16.00	.500	7.707	2.808	4.484	6.547
			806 1004	16.00	.750	5.443	5.093	3.954	6.547
			806 1005	16.00	.750	10.108	4.528	5.384	6.547

7.1.1

SAPCHK - CREST OFFSHORE, INC. STRUCTURAL POSTPROCESSOR SYSTEM

PUNCHING SHEAR CHECK FOR - .NAVY 81FT MLW STRUCTURE 27-771-01 PUNCHING SHEAR CHECK FOR STRAN

CHORD NUMBER	JOINT NUMBER	LOAD CASE	BRACE NUMBER	DIAMETER	THICKNESS	/- -S T R E S S - -/ AXIAL	BENDING	CALCULATED PUNCHING SHEAR	ALLOWABLE PUNCHING SHEAR
801 1001 1001		7		46.00	1.125	.265	.192		
			1001 1002	18.00	.500	5.185	2.099	3.105	6.547
			1001 1004	18.00	.500	4.989	4.159	3.889	6.547
801 1001 1001		8		46.00	1.125	.235	.170		
			1001 1002	18.00	.500	4.638	1.631	2.673	6.547
			1001 1004	18.00	.500	4.191	3.799	3.396	6.547
801 1001 1001		9		46.00	1.125	.030	.116		
			1001 1002	18.00	.500	.813	6.310	3.008	6.547
			1001 1004	18.00	.500	.834	6.309	2.845	6.547
801 1001 1001		10		46.00	1.125	.009	.115		
			1001 1002	18.00	.500	.284	6.443	2.837	6.547
			1001 1004	18.00	.500	.055	6.395	2.719	6.547
803 1003 1003		7		46.00	1.125	.256	.217		
			1002 1003	18.00	.500	5.120	1.718	2.917	6.547
			1003 1005	18.00	.500	4.726	4.115	3.758	6.547
803 1003 1003		8		46.00	1.125	.218	.191		
			1002 1003	18.00	.500	4.423	1.991	2.733	6.547
			1003 1005	18.00	.500	3.762	4.151	3.361	6.547
803 1003 1003		9		46.00	1.125	.426	.318		
			1002 1003	18.00	.500	8.361	3.034	5.112	6.547
			1003 1005	18.00	.500	7.967	4.606	5.353	6.547
803 1003 1003		10		46.00	1.125	.404	.325		
			1002 1003	18.00	.500	7.999	3.953	5.092	6.547
			1003 1005	18.00	.500	7.206	4.905	5.179	6.547
806 1006 1006		7		46.00	1.125	.490	.384		
			1004 1006	18.00	.500	9.149	3.928	5.573	6.547
			1005 1006	18.00	.500	9.347	3.865	5.632	6.547
806 1006 1006		8		46.00	1.125	.484	.334		
			1004 1006	18.00	.500	9.183	3.363	5.350	6.547
			1005 1006	18.00	.500	9.385	3.332	5.423	6.547
806 1006 1006		9		46.00	1.125	.423	.327		
			1004 1006	18.00	.500	8.157	3.821	5.104	6.547
			1005 1006	18.00	.500	7.793	4.822	5.369	6.547

SAPCHK - CREST OFFSHORE, INC. STRUCTURAL POSTPROCESSOR SYSTEM

PUNCHING SHEAR CHECK FOR - .NAVY 81FT MLN STRUCTURE 27-771-01 PUNCHING SHEAR CHECK FOR STRAN

CHORD NUMBER	JOINT NUMBER	LOAD CASE	BRACE NUMBER	DIAMETER	THICKNESS	/- STRESS -/ AXIAL	BENDING	CALCULATED PUNCHING SHEAR	ALLOWABLE PUNCHING SHEAR
801	1001	1001	7	46.00	1.125	.265	.192		
			1001 1002	18.00	.500	5.185	2.099	3.105	6.547
			1001 1004	18.00	.500	4.989	4.159	3.889	6.547
801	1001	1001	8	46.00	1.125	.235	.170		
			1001 1002	18.00	.500	4.638	1.631	2.673	6.547
			1001 1004	18.00	.500	4.191	3.799	3.396	6.547
801	1001	1001	9	46.00	1.125	.030	.116		
			1001 1002	18.00	.500	.813	6.310	3.008	6.547
			1001 1004	18.00	.500	.434	6.309	2.845	6.547
801	1001	1001	10	46.00	1.125	.009	.115		
			1001 1002	18.00	.500	.284	6.443	2.837	6.547
			1001 1004	18.00	.500	.055	6.395	2.719	6.547
803	1003	1003	7	46.00	1.125	.256	.217		
			1002 1003	18.00	.500	5.120	1.718	2.917	6.547
			1003 1005	18.00	.500	4.726	4.115	3.758	6.547
803	1003	1003	8	46.00	1.125	.218	.191		
			1002 1003	18.00	.500	4.423	1.991	2.733	6.547
			1003 1005	18.00	.500	3.762	4.151	3.361	6.547
803	1003	1003	9	46.00	1.125	.426	.318		
			1002 1003	18.00	.500	8.361	3.634	5.112	6.547
			1003 1005	18.00	.500	7.967	4.606	5.353	6.547
803	1003	1003	10	46.00	1.125	.404	.325		
			1002 1003	18.00	.500	7.999	3.955	5.092	6.547
			1003 1005	18.00	.500	7.266	4.905	5.179	6.547
806	1006	1006	7	46.00	1.125	.490	.384		
			1004 1006	18.00	.500	9.149	3.928	5.573	6.547
			1005 1006	18.00	.500	9.347	3.865	5.632	6.547
806	1006	1006	8	46.00	1.125	.484	.334		
			1004 1006	18.00	.500	9.183	3.363	5.350	6.547
			1005 1006	18.00	.500	9.385	3.532	5.423	6.547
806	1006	1006	9	46.00	1.125	.423	.327		
			1004 1006	18.00	.500	8.157	3.821	5.104	6.547
			1005 1006	18.00	.500	7.793	4.822	5.369	6.547

SAPCHK - CREST OFFSHORE, INC. STRUCTURAL POSTPROCESSOR SYSTEM

PUNCHING SHEAR CHECK FOR - ,NAVY 81FT MLW STRUCTURE 27-771-01 PUNCHING SHEAR CHECK FOR STRAN

CHORD NUMBER	JOINT NUMBER	LOAD CASE	BRACE NUMBER	DIAMETER	THICKNESS	/- STRESS -/ AXIAL	BENDING	CALCULATED PUNCHING SHEAR	ALLOWABLE PUNCHING SHEAR
806	1006	1006	10	46.00	1.125	.441	.311		
			1004 1006	18.00	.500	8.467	3.453	5.081	6.547
			1005 1006	18.00	.500	8.418	4.495	5.499	6.547
1001	1002	1002	7	24.00	.875	2.242	.328		
			801 1002	16.00	.500	.089	2.940	1.307	8.850
1001	1002	1002	8	24.00	.875	2.005	.406		
			801 1002	16.00	.500	.201	2.986	1.373	8.850
1001	1002	1002	9	24.00	.875	.352	.693		
			801 1002	16.00	.500	7.115	3.551	4.463	8.850
1001	1002	1002	10	24.00	.875	.123	.686		
			801 1002	16.00	.500	7.318	3.465	4.509	8.850
1002	1003	1002	7	24.00	.875	2.214	.219		
			803 1002	16.00	.500	.031	3.673	1.600	8.850
1002	1003	1002	8	24.00	.875	1.913	.339		
			803 1002	16.00	.500	.207	3.699	1.683	8.850
1002	1003	1002	9	24.00	.875	3.616	.504		
			803 1002	16.00	.500	7.156	3.392	4.411	8.850
1002	1003	1002	10	24.00	.875	3.459	.652		
			803 1002	16.00	.500	7.295	3.466	4.501	8.850
1001	1004	1004	7	24.00	.875	2.157	.692		
			801 1004	16.00	.500	13.440	3.595	7.085	8.850
1001	1004	1004	8	24.00	.875	1.813	.976		
			801 1004	16.00	.500	12.666	3.686	6.807	8.850
1001	1004	1004	9	24.00	.875	.187	.703		
			801 1004	16.00	.500	8.167	3.618	4.925	8.850
1001	1004	1004	10	24.00	.875	.023	.744		
			801 1004	16.00	.500	7.959	3.681	4.867	8.850
1004	1006	1004	7	24.00	.875	3.957	.848		
			806 1004	16.00	.500	13.437	4.128	7.315	8.850

7.122

SAPCHK - CREST OFFSHORE, INC. STRUCTURAL POSTPROCESSOR SYSTEM

PUNCHING SHEAR CHECK FOR - .NAVY 81FT MLW STRUCTURE 27-771-01 PUNCHING SHEAR CHECK FOR STRAN

CHORD NUMBER	JOINT NUMBER	LOAD CASE	BRACE NUMBER	DIAMETER	THICKNESS	/- -S T R E S S - -/ AXIAL	BENDING	CALCULATED PUNCHING SHEAR	ALLOWABLE PUNCHING SHEAR
1004	1006	1004		24.00	.875	3,971	.631		
			806 1004	16.00	.500	12,732	3,580	6,787	8,850
1004	1006	1004	9	24.00	.875	3,528	.588		
			806 1004	16.00	.500	8,172	3,367	4,818	8,850
1004	1006	1004	10	24.00	.875	3,662	.382		
			806 1004	16.00	.500	8,028	3,215	4,694	8,850
1003	1005	1005	7	24.00	.875	2,043	.711		
			803 1005	16.00	.500	13,407	4,302	7,377	8,850
1003	1005	1005	8	24.00	.875	1,627	.804		
			803 1005	16.00	.500	12,470	4,381	7,026	8,850
1003	1005	1005	9	24.00	.875	3,445	.758		
			803 1005	16.00	.500	15,004	4,420	8,086	8,850
1003	1005	1005	10	24.00	.875	3,142	.926		
			803 1005	16.00	.500	14,885	4,414	8,034	8,850
1005	1006	1005	7	24.00	.875	4,043	1,066		
			806 1005	16.00	.500	13,356	3,475	6,999	8,850
1005	1006	1005	8	24.00	.875	4,058	.833		
			806 1005	16.00	.500	12,489	2,977	6,427	8,850
1005	1006	1005	9	24.00	.875	3,370	1,179		
			806 1005	16.00	.500	14,932	3,504	7,661	8,850
1005	1006	1005	10	24.00	.875	3,640	.994		
			806 1005	16.00	.500	14,908	3,436	7,621	8,850

END OF JOINT CHECK

END OF RUN - SAPCHK

7.23

7.4 Joint Geometry - Secondary Joints

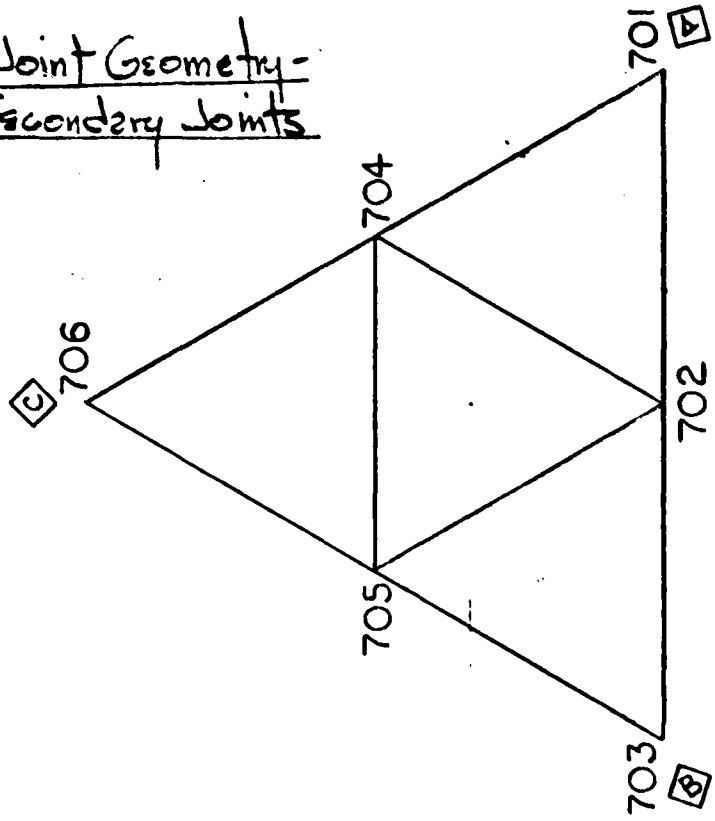

PLAN AT ELEV. (-) 13'-0"

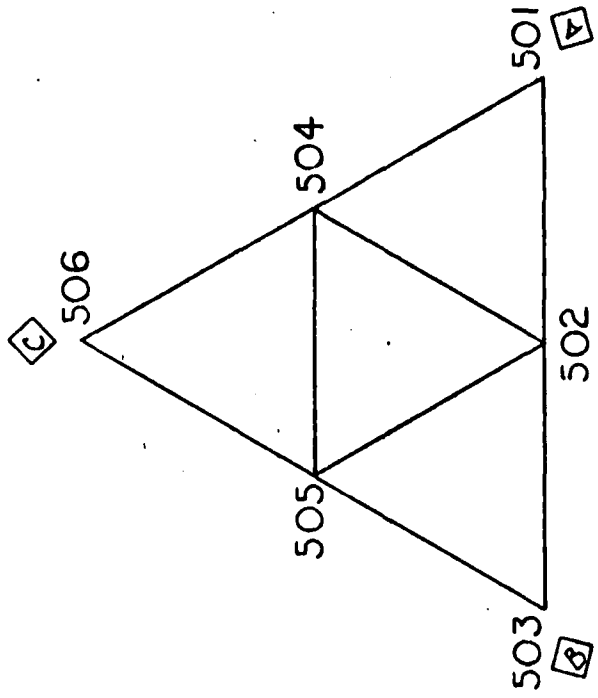

PLAN AT ELEV. (+) 12'-0"

JOINT GEOMETRY - SECONDARY JOINTS

JOINT GEOMETRY – SECONDARY JOINTS

PLAN AT ELEV. (-)471'-0"

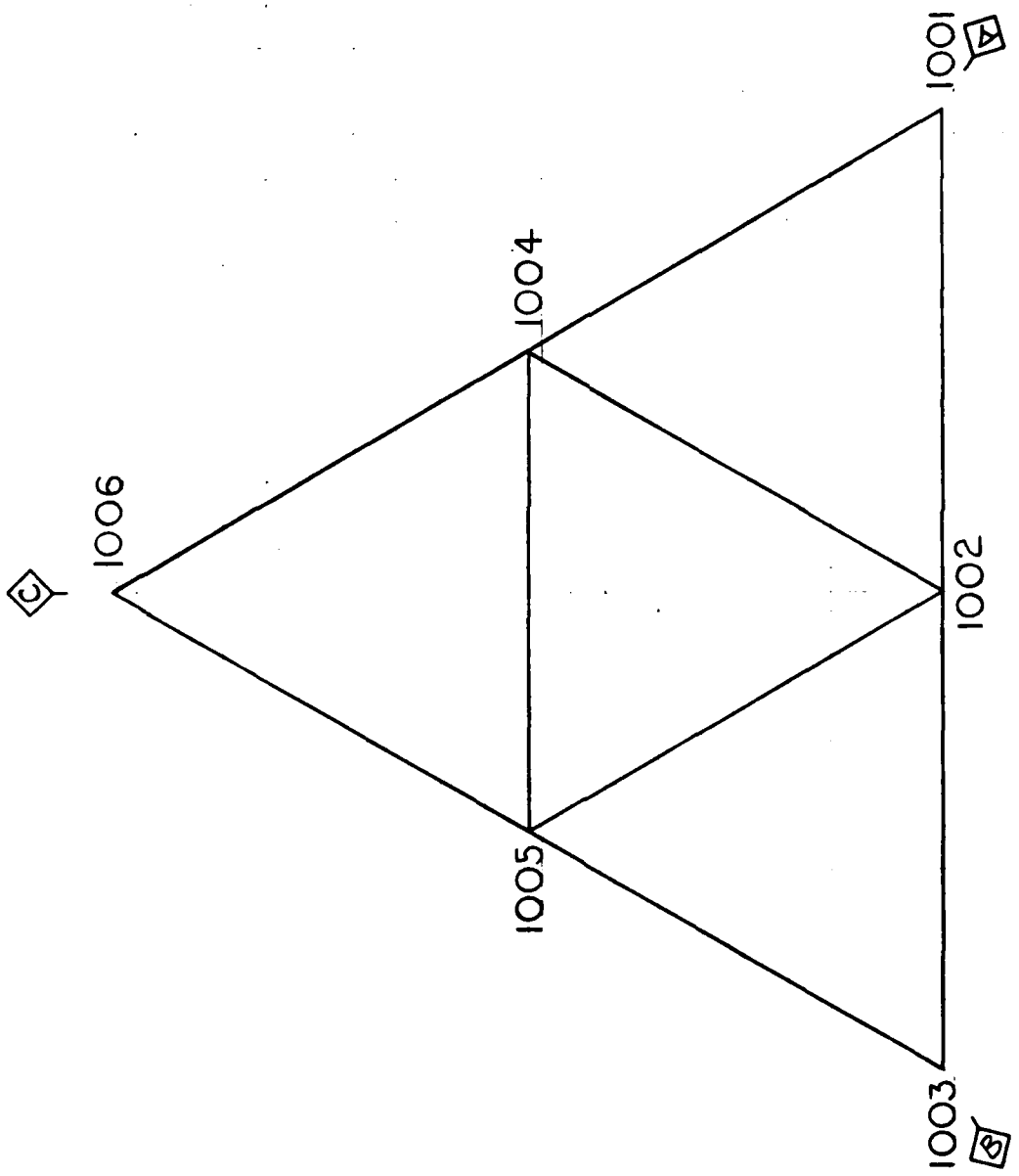

PLAN AT ELEV. (-) 81'-0"

JOINT GEOMETRY — SECONDARY JOINTS

JOINT GEOMETRY – SECONDARY JOINTS

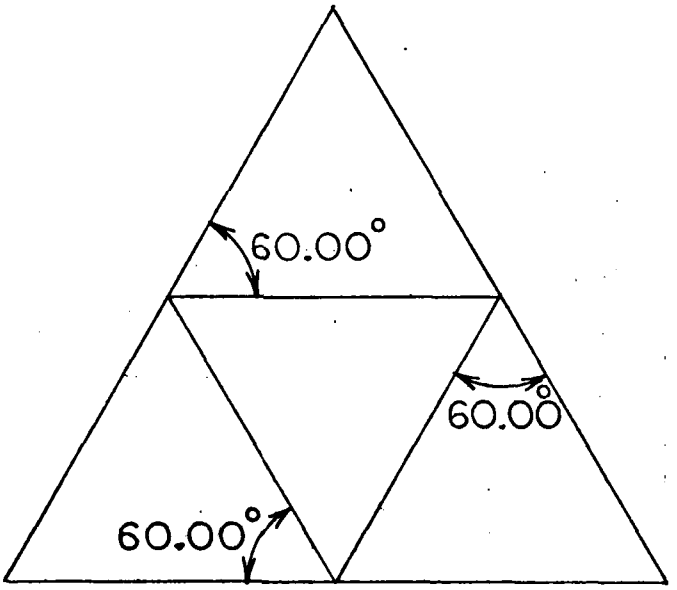

TYPICAL PLAN

7.5 PUNCHING SHEAR ANALYSIS

SECONDARY JOINTS

CHK - CREST OFFSHORE, INC. STRUCTURAL POSTPROCESSO YSTEM

API CODE CHECK, PUNCHING SHEAR FOR TUBULAR MEMBERS

.NAVY SIFT MLP STRUCTURE 27-771-01 PUNCHING SHEAR CHECK FOR STRAN

I N P U T D A T A

MEMBER	JOINT	DIAMETER	THICKNESS	START/END	THETA ANGLE	YIELD
501	502	16.000	.625	2	-0.00	36
502	504	10.750	.365	1	60.00	36
502	505	10.750	.365	1	60.00	36
503	505	16.000	.625	2	-0.00	36
502	505	10.750	.365	2	60.00	36
504	505	10.750	.365	2	60.00	36
501	504	16.000	.625	2	-0.00	36
502	504	10.750	.365	2	60.00	36
504	505	10.750	.365	1	60.00	36
701	702	12.750	.375	2	-0.00	36
702	704	10.750	.365	1	60.00	36
702	705	10.750	.365	1	60.00	36
701	704	12.750	.375	2	-0.00	36
702	704	10.750	.365	2	60.00	36
704	705	10.750	.365	1	60.00	36
703	705	12.750	.375	2	-0.00	36
702	705	10.750	.365	2	60.00	36
704	705	10.750	.365	2	60.00	36
801	802	16.000	.500	2	-0.00	36
802	804	10.750	.365	1	60.00	36
802	805	10.750	.365	1	60.00	36
803	805	16.000	.500	2	-0.00	36
802	805	10.750	.365	2	60.00	36
804	805	10.750	.365	2	60.00	36
801	804	16.000	.500	2	-0.00	36
802	804	10.750	.365	2	60.00	36
804	805	10.750	.365	1	60.00	36
1001	1002	24.000	.875	2	-0.00	36
1002	1004	10.750	.365	1	60.00	36
1002	1005	24.000	.875	1	-0.00	36
1002	1005	10.750	.365	1	60.00	36
1001	1004	24.000	.875	2	-0.00	36
1002	1004	10.750	.365	2	60.00	36
1004	1005	24.000	.875	1	-0.00	36
1004	1005	10.750	.365	1	60.00	36
1003	1005	24.000	.875	2	-0.00	36
1002	1005	10.750	.365	2	60.00	36
1005	1006	24.000	.875	1	-0.00	36
1004	1005	10.750	.365	2	60.00	36

BRACE PROPERTIES TABLE

NUMBER	DIAMETER	THICKNESS	AREA	MODULUS	YIELD
1	1.075000E+01	3.650000E-01	1.190829E+01	2.990404E+01	5.800000E+01

LOAD CASE	LOAD FACTOR
7	1.330
8	1.330
9	1.330

7.29

SAPCOR = CHEST OFFSHORE, INC. STRUCTURAL POSTPROCESSOR SYSTEM

PUNCHING SHEAR CHECK FOR = NAVY DIFT MLR STRUCTURE 27-771-01 PUNCHING SHEAR CHECK FOR STRAN

CHORD NUMBER	JOINT NUMBER	LOAD CASE	BRACE NUMBER		DIAMETER	THICKNESS	/= =S T R E S S = =/ AXIAL	BENDING	CALCULATED PUNCHING SHEAR	ALLOWABLE PUNCHING SHEAR
501	502	504	7		10.00	.625	4,852	5,245		
			502	504	10.75	.365	.710	4,265	2,402	9,826
			502	505	10.75	.365	1,603	4,096	3,120	9,826
501	502	504	8		10.00	.625	6,260	5,422		
			502	504	10.75	.365	.764	4,546	2,550	9,826
			502	505	10.75	.365	1,560	4,928	3,116	9,826
501	502	504	9		10.00	.625	1,705	4,200		
			502	504	10.75	.365	.308	4,617	2,279	9,826
			502	505	10.75	.365	2,108	6,360	4,162	9,826
501	502	504	10		10.00	.625	1,501	4,047		
			502	504	10.75	.365	.505	4,367	2,481	9,826
			502	505	10.75	.365	2,190	6,064	4,357	9,826
503	505	503	7		10.00	.625	5,081	1,756		
			502	505	10.75	.365	1,607	4,164	2,775	9,826
			504	505	10.75	.365	2,201	6,124	4,029	9,826
503	505	503	8		10.00	.625	5,295	1,891		
			502	505	10.75	.365	1,560	4,126	2,725	9,826
			504	505	10.75	.365	2,271	6,042	3,985	9,826
503	505	503	9		10.00	.625	6,504	1,621		
			502	505	10.75	.365	2,106	6,075	2,270	9,826
			504	505	10.75	.365	1,625	6,253	2,467	9,826
503	505	503	10		10.00	.625	6,949	1,946		
			502	505	10.75	.365	2,191	6,279	2,117	9,826
			504	505	10.75	.365	1,568	6,448	2,597	9,826
501	504	504	7		10.00	.625	11,458	5,295		
			502	504	10.75	.365	.715	6,023	2,092	8,659
			504	505	10.75	.365	2,201	6,096	2,847	8,659
501	504	504	8		10.00	.625	10,665	5,126		
			502	504	10.75	.365	.764	6,201	1,895	8,814
			504	505	10.75	.365	2,271	6,119	2,592	8,814

PUNCHING SHEAR CHECK FOR - NAVY MIFI MLA STRUCTURE 27-7/1-01 PUNCHING SHEAR CHECK FOR STRAN

CHORD NUMBER	JOINT NUMBER	LOAD CASE	BRACE NUMBER		DIAMETER	THICKNESS	/- STRESS -/ AXIAL	BENDING	CALCULATED PUNCHING SHEAR	ALLOWABLE PUNCHING SHEAR
501	504	504	9		16.00	.625	9.830	5.350		
			502	504	10.75	.365	.389	3.227	1.749	8.913
			504	505	10.75	.365	1.625	4.461	2.918	8.913
501	504	504	10		16.00	.625	8.899	5.488		
			502	504	10.75	.365	.503	2.950	1.694	9.042
			504	505	10.75	.365	1.564	4.067	2.698	9.042
701	702	702	7		12.75	.375	2.801	5.005		
			702	704	10.75	.365	.687	3.099	3.040	8.880
			702	705	10.75	.365	.640	2.713	2.691	8.880
701	702	702	8		12.75	.375	3.537	5.739		
			702	704	10.75	.365	.690	3.086	3.052	8.880
			702	705	10.75	.365	.642	2.695	2.678	8.880
701	702	702	9		12.75	.375	3.611	6.970		
			702	704	10.75	.365	.043	.223	.214	8.880
			702	705	10.75	.365	1.137	4.713	4.694	8.880
701	702	702	10		12.75	.375	3.652	6.887		
			702	704	10.75	.365	.005	.370	.304	8.880
			702	705	10.75	.365	1.142	4.765	4.740	8.880
701	704	704	7		12.75	.375	.522	4.786		
			702	704	10.75	.365	.688	1.707	1.912	8.880
			704	705	10.75	.365	1.316	4.041	4.772	8.880
701	704	704	8		12.75	.375	1.222	4.878		
			702	704	10.75	.365	.691	1.715	1.921	8.880
			704	705	10.75	.365	1.320	4.042	4.777	8.880
701	704	704	9		12.75	.375	3.009	6.589		
			702	704	10.75	.365	.043	.569	.495	8.880
			704	705	10.75	.365	1.161	4.968	4.919	8.880
701	704	704	10		12.75	.375	2.530	6.810		
			702	704	10.75	.365	.005	.422	.346	8.880
			704	705	10.75	.365	1.161	5.128	5.049	8.880
705	705	705	7		12.75	.375	.488	5.536		
			702	705	10.75	.365	.640	1.977	2.094	8.880
			704	705	10.75	.365	1.316	4.795	4.898	8.880

SAPCHK - CHEST OFFSHORE, INC. STRUCTURAL POSTPROCESSOR SYSTEM

PUNCHING SHEAR CHECK FOR - .NAVY MIFT MLA STRUCTURE 27-771-01 PUNCHING SHEAR CHECK FOR STRAN

CHORD NUMBER	JOINT NUMBER	LOAD CASE	BRACE NUMBER		DIAMETER	THICKNESS	/- STRESS -/ AXIAL	BENDING	CALCULATED PUNCHING SHEAR	ALLOWABLE PUNCHING SHEAR
703	705	705	6		12.75	.375	.842	5.508		
			702	705	10.75	.365	.643	2.035	2.144	8.880
			704	705	10.75	.365	1.320	4.840	4.937	8.880
703	705	705	9		12.75	.375	.532	2.721		
			702	705	10.75	.365	1.134	3.527	3.730	8.880
			704	705	10.75	.365	1.161	3.358	3.613	8.880
703	705	705	10		12.75	.375	1.757	2.747		
			702	705	10.75	.365	1.143	3.410	3.642	8.880
			704	705	10.75	.365	1.161	3.405	3.651	8.880
801	802	802	7		16.00	.500	2.483	4.103		
			802	804	10.75	.365	.813	3.171	2.396	7.914
			802	805	10.75	.365	.571	2.186	1.658	7.914
801	802	802	8		16.00	.500	2.668	4.227		
			802	804	10.75	.365	.821	3.261	2.456	7.914
			802	805	10.75	.365	.590	2.225	1.691	7.914
801	802	802	9		16.00	.500	5.401	5.171		
			802	804	10.75	.365	.122	1.360	.898	7.914
			802	805	10.75	.365	1.125	4.903	3.630	7.914
801	802	802	10		16.00	.500	5.619	5.261		
			802	804	10.75	.365	.102	1.590	1.026	7.914
			802	805	10.75	.365	1.150	4.933	3.661	7.914
803	805	805	7		16.00	.500	7.094	4.472		
			802	805	10.75	.365	.574	2.874	2.078	7.914
			804	805	10.75	.365	1.387	4.626	3.611	7.914
803	805	805	8		16.00	.500	7.227	4.424		
			802	805	10.75	.365	.590	2.932	2.123	7.914
			804	805	10.75	.365	1.380	4.707	3.656	7.914
803	805	805	9		16.00	.500	6.138	2.252		
			802	805	10.75	.365	1.134	3.644	2.868	7.914
			804	805	10.75	.365	1.252	3.054	2.577	7.914
803	805	805	10		16.00	.500	6.941	2.207		
			802	805	10.75	.365	1.149	3.587	2.842	7.914
			804	805	10.75	.365	1.250	3.019	2.555	7.914

PUNCHING SHEAR CHECK FOR = NAVY BIF1 MLA STRUCTURE 27-7/1-01 PUNCHING SHEAR CHECK FOR STRAN

CHORD NUMBER	JOINT NUMBER	LOAD CASE	BRACE NUMBER	DIAMETER	THICKNESS	/= STRESS =/ AXIAL	BENDING	CALCULATED PUNCHING SHEAR	ALLOWABLE PUNCHING SHEAR
801	804	804	7	16.00	.500	5.507	2.430		
			802 804	10.75	.365	.815	2.792	2.167	7.914
			804 805	10.75	.365	1.307	5.586	4.196	7.914
801	804	804	8	16.00	.500	4.699	2.420		
			802 804	10.75	.365	.823	2.695	2.111	7.914
			804 805	10.75	.365	1.360	5.471	4.121	7.914
801	804	804	9	16.00	.500	1.707	4.375		
			802 804	10.75	.365	.122	1.676	1.211	7.914
			804 805	10.75	.365	1.252	5.429	4.326	7.914
801	804	804	10	16.00	.500	1.692	4.446		
			802 804	10.75	.365	.102	1.612	1.161	7.914
			804 805	10.75	.365	1.250	5.452	4.339	7.914
1001	1002	1002	7	24.00	.875	2.242	.328		
			1002 1004	10.75	.365	.547	5.277	2.014	8.733
1001	1002	1002	8	24.00	.875	2.005	.406		
			1002 1004	10.75	.365	.605	5.226	2.016	8.733
1001	1002	1002	9	24.00	.875	.352	.693		
			1002 1004	10.75	.365	.035	5.833	2.039	8.733
1001	1002	1002	10	24.00	.875	.123	.686		
			1002 1004	10.75	.365	.035	5.866	2.051	8.733
1002	1003	1002	7	24.00	.875	2.214	.219		
			1002 1005	10.75	.365	.517	4.851	1.856	8.733
1002	1003	1002	8	24.00	.875	1.913	.339		
			1002 1005	10.75	.365	.570	4.867	1.879	8.733
1002	1003	1002	9	24.00	.875	3.616	.504		
			1002 1005	10.75	.365	.956	3.545	1.546	8.733
1002	1003	1002	10	24.00	.875	3.459	.652		
			1002 1005	10.75	.365	.983	3.532	1.550	8.733
1001	1004	1004	7	24.00	.875	2.157	.892		
			1002 1004	10.75	.365	.535	4.591	1.702	8.733

SAPCHK - CREST OFFSHORE, INC. STRUCTURAL POSTPROCESSOR SYSTEM

PUNCHING SHEAR CHECK FOR - ,NAVY 81FT MLA STRUCTURE 27-771-01 PUNCHING SHEAR CHECK FOR STRAN

CHORD NUMBER	JOINT NUMBER	LOAD CASE	BRACE NUMBER	DIAMETER	THICKNESS	/- -S T R E S S - -/ AXIAL	BENDING	CALCULATED PUNCHING SHEAR	ALLOWABLE PUNCHING SHEAR
1001 1004 1004		8		24.00	.875	1.813	.976		
			1002 1004	10.75	.365	.594	4.212	1.659	8.733
1001 1004 1004		9		24.00	.875	.187	.703		
			1002 1004	10.75	.365	.035	5.688	1.989	8.733
1001 1004 1004		10		24.00	.875	.023	.744		
			1002 1004	10.75	.365	.035	5.674	1.984	8.733
1004 1006 1004		7		24.00	.875	3.957	.648		
			1004 1005	10.75	.365	1.119	1.453	.865	8.733
1004 1006 1004		8		24.00	.875	3.971	.631		
			1004 1005	10.75	.365	1.090	1.126	.749	8.733
1004 1006 1004		9		24.00	.875	3.528	.548		
			1004 1005	10.75	.365	.991	4.114	1.756	8.733
1004 1006 1004		10		24.00	.875	3.662	.582		
			1004 1005	10.75	.365	.974	4.023	1.719	8.733
1005 1005 1005		7		24.00	.875	2.043	.711		
			1002 1005	10.75	.365	.506	4.308	1.663	8.733
1005 1005 1005		8		24.00	.875	1.627	.804		
			1002 1005	10.75	.365	.558	4.251	1.661	8.733
1005 1005 1005		9		24.00	.875	3.445	.758		
			1002 1005	10.75	.365	.964	1.695	.975	8.733
1005 1005 1005		10		24.00	.875	3.142	.926		
			1002 1005	10.75	.365	.990	1.614	.956	8.733
1005 1006 1005		7		24.00	.875	4.043	1.066		
			1004 1005	10.75	.365	1.119	.690	.677	8.733
1005 1006 1005		8		24.00	.875	4.058	.833		
			1004 1005	10.75	.365	1.090	.809	.639	8.733
1005 1006 1005		9		24.00	.875	3.370	1.179		
			1004 1005	10.75	.365	.991	2.071	1.045	8.733

SAPCHK - CREST OFFSHORE, INC. STRUCTURAL POSTPROCESSOR SYSTEM

PUNCHING SHEAR CHECK FOR - NAVY 81F1 MLA STRUCTURE 27-771-01 PUNCHING SHEAR CHECK FOR STRAN

CHORD NUMBER	JOINT NUMBER	LOAD CASE	BRACE NUMBER	DIAMETER	THICKNESS	-S T R E S S - AXIAL	BENDING	CALCULATED PUNCHING SHEAR	ALLOWABLE PUNCHING SHEAR
1005	1006	1005	10	24.00	.875	3.640	.994		
			1004 1005	10.75	.365	.974	2.183	1.079	8.733

END OF JOINT CHECK

END OF RUN - SAPCHK

7.35

SECTION 8.0

PILE-JACKET CONNECTION

8.1 INTRODUCTION

This section ascertains the capability of the pile-jacket connection at the top of the jacket of transferring both the axial load and the bending moment of the jacket to the pile. The following assumptions are made in this analysis:

1. The axial load is distributed to all six shims.

2. The resultant bending moment is taken out as a couple by two shims on each side of the 42 inch diameter pile.

3. The torsional moment is negligible.

4. The fillet weld area perpendicular to the applied load is more susceptible to fatigue crack than the fillet weld parallel to the load, and, therefore, is ignored in this analysis.

5. An E-70 electrode is used for welding with τ = 15.8 ksi or f = 11.2ω kips/inch.

Reference Drawings:

3016270 Jacket - Pile Shims and Leg Connection

8.2 Jacket Loads at Connection

50yr. Storm

Jacket Member	Load Condition	P (Kips)	M_Y (In.-Kips)	M_Z (In.-Kips)	M_R (In.-Kips)	$M_R/42"\cdot 2$ (Kips)	P/6 (Kips)	Total Load (Kips)
401-501								
	7	-951.81	3667.83	18277.52	19133.19	227.78	158.64	386.41
	8	950.61	-5939.32	-16848.43	17863.97	212.67	158.44	371.10
	9	-109.97	2600.26	23473.93	23617.51	281.16	18.33	299.49
	10	92.73	-2599.35	-23039.54	23185.71	276.02	15.46	291.48
403-503								
	7	-988.12	6228.67	-18440.18	19463.72	231.71	164.69	396.40
	8	930.23	-6288.59	18313.14	19362.79	230.51	155.04	385.55
	9	-1504.39	5508.00	-9195.26	10718.72	127.60	250.73	378.33
	10	1536.44	-5476.03	9048.32	10576.35	125.91	256.07	381.98
406-506								
	7	1940.63	-12404.46	2447.12	12643.54	150.52	323.44	473.96
	8	-1873.56	11124.01	-1653.90	11246.29	133.88	312.26	446.14
	9	1644.86	-9721.05	1304.22	9808.15	116.76	274.14	390.90
	10	-1640.94	8621.16	-918.09	8669.91	103.21	273.49	376.70

NOTE: Total Load Is Maximum Load On One Shim Plate.

CREST OFFSHORE, INC.

By L. Kick Client U.S. Navy Subject Design of 81' MLW Structure

Date 8-2-76 Job No. 27-771-74 Calculation Pile-Jacket Connection

Sheet 8.02 of

CREST OFFSHORE, INC.

Sheet 8.03 of ____

By JMS Client U.S. NAVY Subject DESIGN OF 81' MLW STRUCTURE
Date 8-5-76 Job No. 27-771-94 Calculation PILE-JACKET CONNECTION

8.3 CHECK JACKET TO SHIM

JOINT CAN TKN'S = 1.75"
EFFECTIVE WELD = 1.75 − 0.125 = 1.625" MAXIMUM
ALLOWABLE LOAD = 11.2 k/in × 1.625 = 18.2 k/in.

REQ'D SLOT LENGTH = $\frac{474^k}{18.2\ k/in}$ = 26.04 in

SLOT PERIMETER = 2 × 13.5 = 27 in > 26.04"
∴ o.k.

8.4 CHECK SHIM TO PILE

JACKET JOINT CAN ϕ = 48"
" " " TKNS = − 3.5 = 1.75 × 2
44.5

LESS PILE DIAM = 42.0"
2.5"

ALL. SHIM PL TKNS. = 2.5/2 − 0.25 = 1.0"

MAX. EFFECTIVE WELD = 0.88"

ALLOWABLE LOAD = 11.2 k/in × 0.88" = 9.8 k/in

LENGTH REQ'D = $\frac{474^k}{2(9.8\ k/in)}$ = 24.2" < 31.0 in ∴ o.k.

8.5 CHECK SHIM STRENGTH

SHIM WIDTH = $\frac{44.5'' \times \pi}{6} - 3.5 = 19.8''$ SAY 18"

SHIM AREA = $18'' \times 1.00'' = 18$ sq in.

SHIM STRESS = $\frac{474^k}{18 \text{ in}^2} = 26.3$ ksi < 28.7 ksi.

∴ O.K.

8.6 CHECK JACKET LEG

AREA OF JACKET BETWEEN SLOTS

$= 1.75'' \times 20'' = 35 \text{ in}^2$

JACKET STRESS = $\frac{474^k}{35 \text{ in}^2} = 13.54$ ksi < 28.7 ksi ∴ o.k.

SECTION 9.0

PILE ANALYSIS

9.1 INTRODUCTION

This section determines the pile penetration and pile schedules of Structure 1.

First, the actual maximum pile loads are calculated. Then, these loads are used with the Pile Capacity Curves to establish the penetration required. Finally, the Pile Driving Resistance Curves are checked to insure that the piling can be driven to the desired penetration.

The pile schedules are devised to avoid any possible set-up problems while driving and to minimize field welding of the pile add-ons.

In addition, the P-Y curves are included in this section. This is the P-Y curve used in Section 6.0 for the space frame analysis.

The Pile Capacity Curves and the Pile Driving Resistance Curves are from the Foundation Analysis, Report No. 27-771-97.

Reference Drawings:

3016277 Jacket - Pile Details,

9.2 PILE SUMMARY

STRUCTURE # 1

PILE AXIAL LOADS

Maximum Compressive Load	2409^k
Maximum Tension Load	1746^k

PILING DIMENSIONS

Outside Diameter	42 in.
Penetration Below Mudline (S.F. = 1.50)	211 ft.
Penetration Below Mudline (S.F. = 1.35)	
Maximum Wall Thickness	2.00 in
Minimum Wall Thickness	1.50 in.

CONCLUSION

The pile schedule with 1.50 min. wall thickness can be driven to the required penetration of 211 ft. to obtain a safety factor of 1.5. No insert pile should be required

9.3 PILE LOADS - STRUCTURE #1

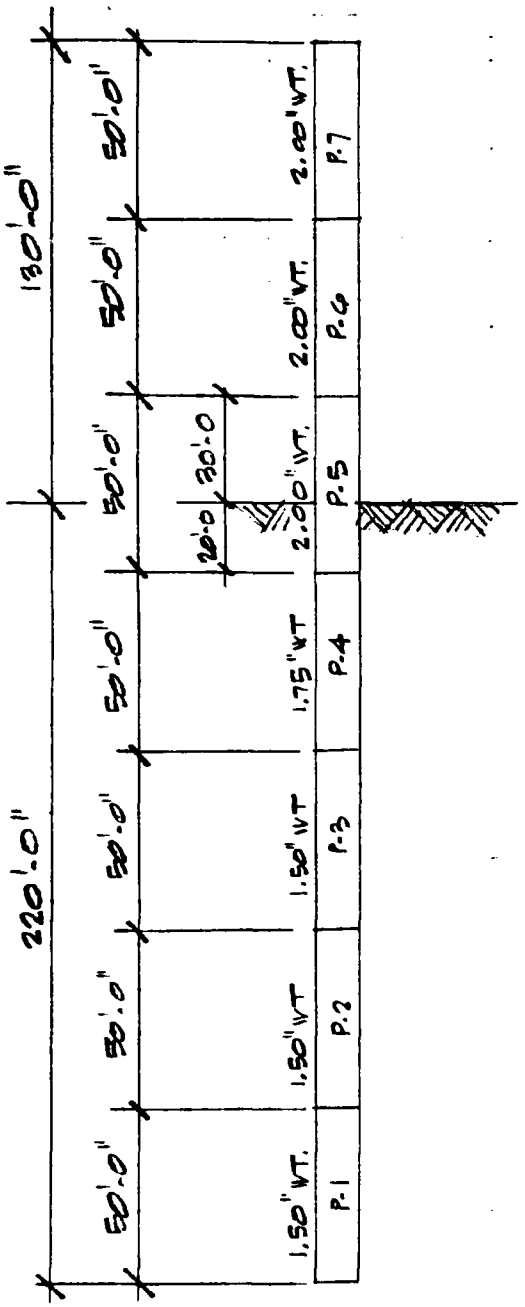

MLW = 81'-0"

220 FT PENETRATION

1.5" WT. MIN.

WT. OF PILING BELOW MUDLINE

20' of 42"Φ x 2.0 = 0.854 #/' x 20' = 17.08 K

50' of " " x 1.75 = 0.7523 x 50 = 37.62

150' of " " x 1.50 = 0.649 x 150 = 97.35

152.05 K

+splice points = 0.276 x 8' x 6 = 13.25

165.20 K

MAX. COMPRESSIVE FORCE

2244 K + 165 K = 2409 K

MAX. TENSION FORCE

1871 - 165 K + 45 = 1746

9.4 Pile Capacity Curve

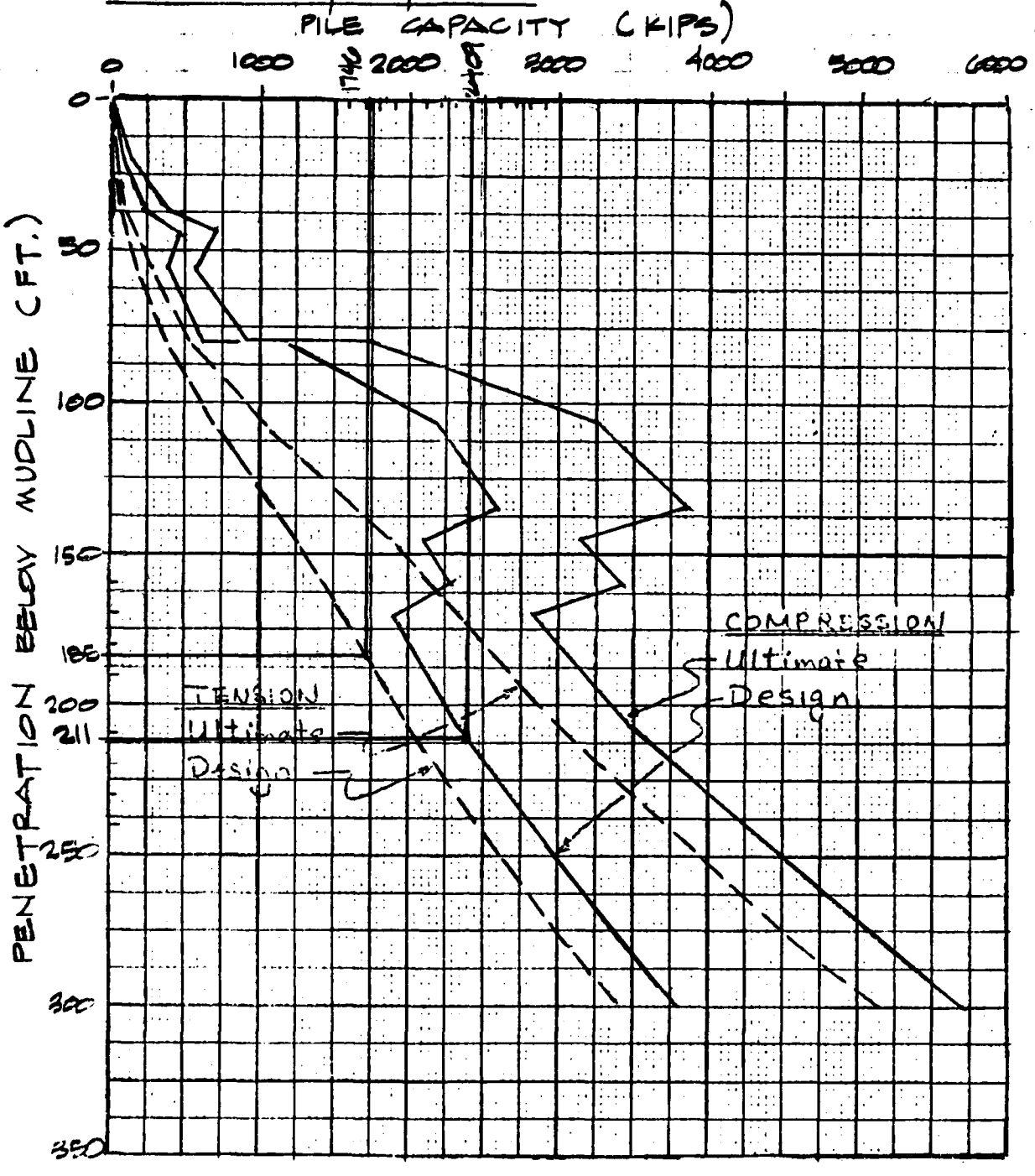

42-INCH DIAMETER PIPE PILES

BORING #1 - 81' MLW LOCATION

By C. Chiou Client U. S. NAVY Subject Design of 81' MLW Structure

Date 6-25-76 Job No. 27-171-94 Calculation Pile Driving Resistance Curves

9.5 DRIVING RESISTANCE CURVES

MLW = 81'-0"

250 FT Penetration

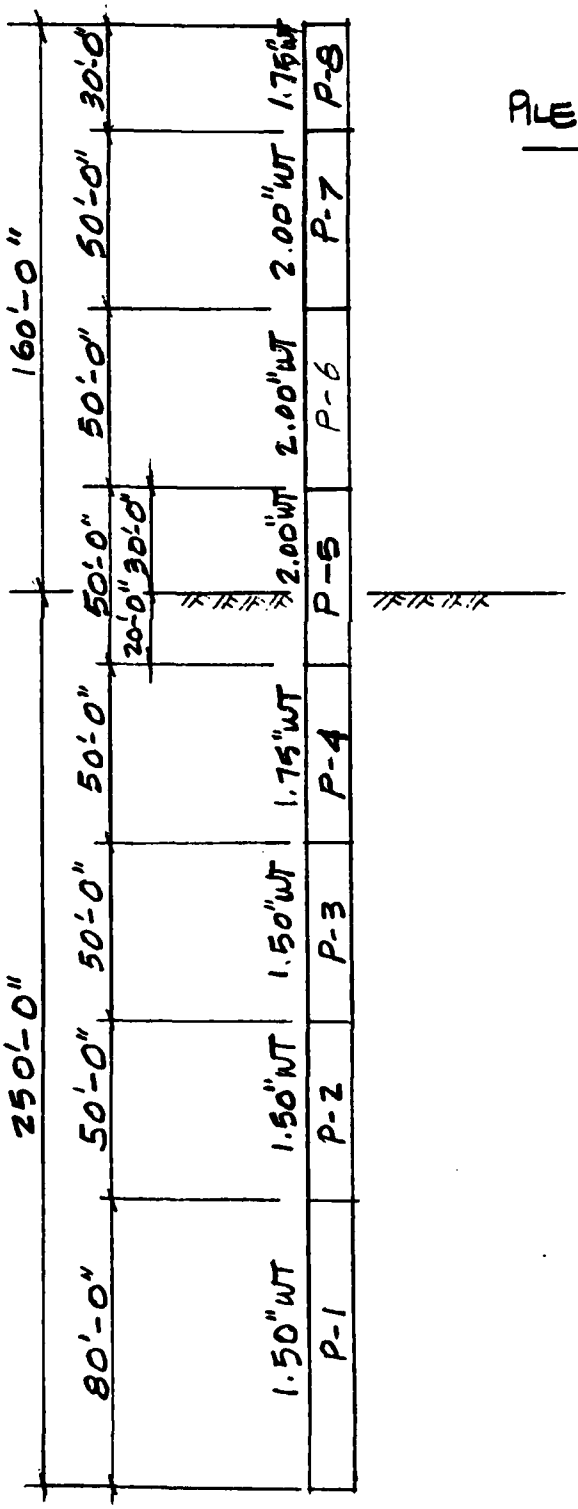

PILE SCHEDULE USED for DRIVING RESISTANCE

Vulcan 560 Hammer
Wt. of Ram = 60,000 lbs
Rated Energy = 300,000 ft-lbs
Hammer Efficiency = 0.75
Wt. of Pile Cap = 42,000 lbs

Spring Constant = 6.2×10^6 lbs/in.
Damping Factor, side & tip, J = 0.15
Quake Factor, side, Q = 0.10
Quake Factor, tip, - See Above

CREST OFFSHORE, INC.

Sheet 9.06 of

By C. Chern Client U.S. NAVY Subject Design of 81' MLW Structure

Date 6-28-76 Job No. 27-771-94 Calculation [illegible]

PILE DRIVING RESISTANCE CURVE

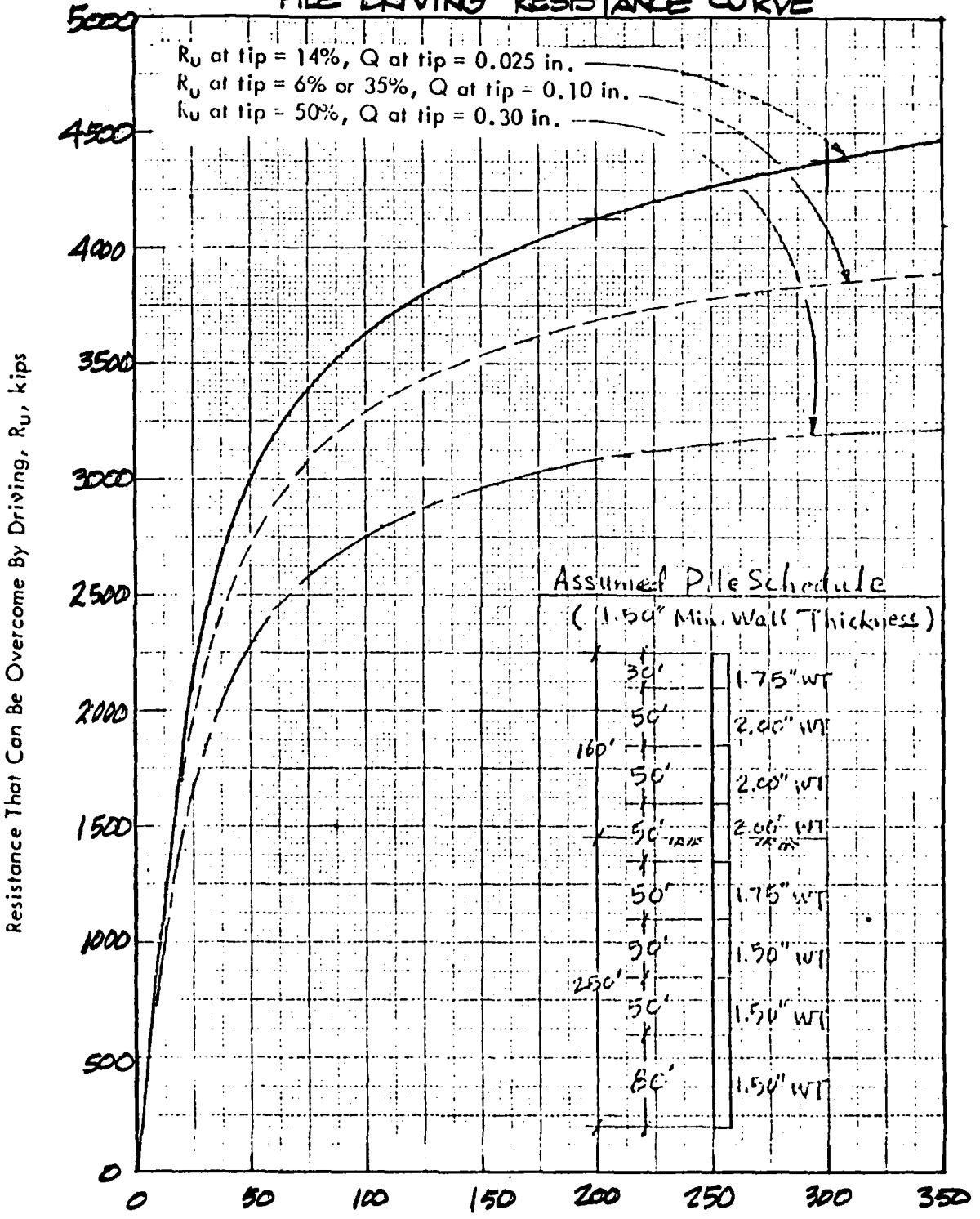

42 IN. DIAMETER PIPE PILES

By WA Client U.S.NAVY Subject DESIGN OF 81' MLW STRUCTURE
Date 8-6-76 Job No. 27-77-94 Calculation PILE CAPACITY

ULTIMATE STATIC PILE CAPACITY (KIPS)
ESTIMATED DRIVING RESISTANCE (KIPS)

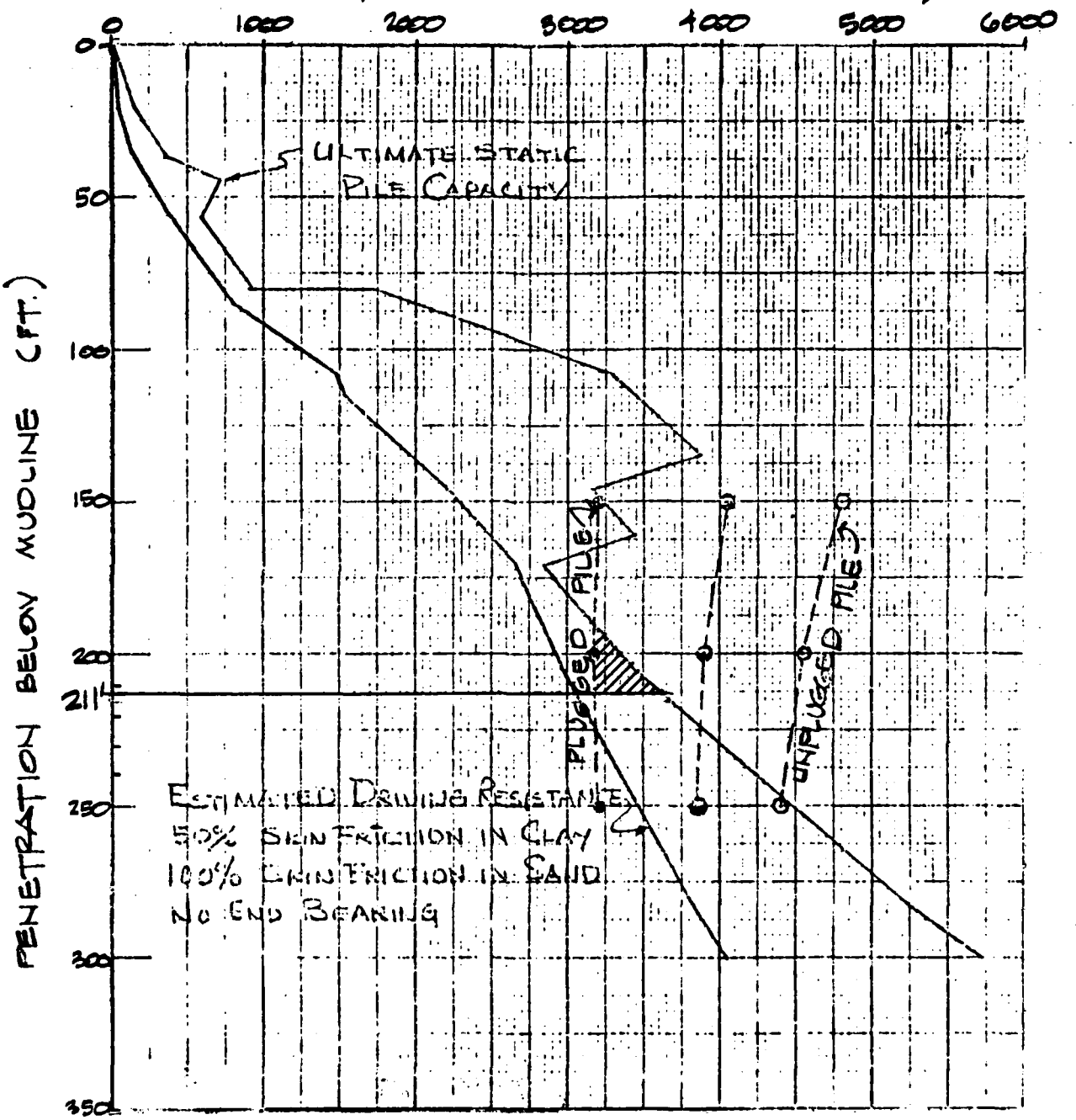

1.50" WT. MIN. PILE

VULCAN 560 HAMMER

42-INCH DIAMETER PIPE PILES

BORING #1 - 81 FT MLW LOCATION

9.6 PILE SCHEDULE

Site #1

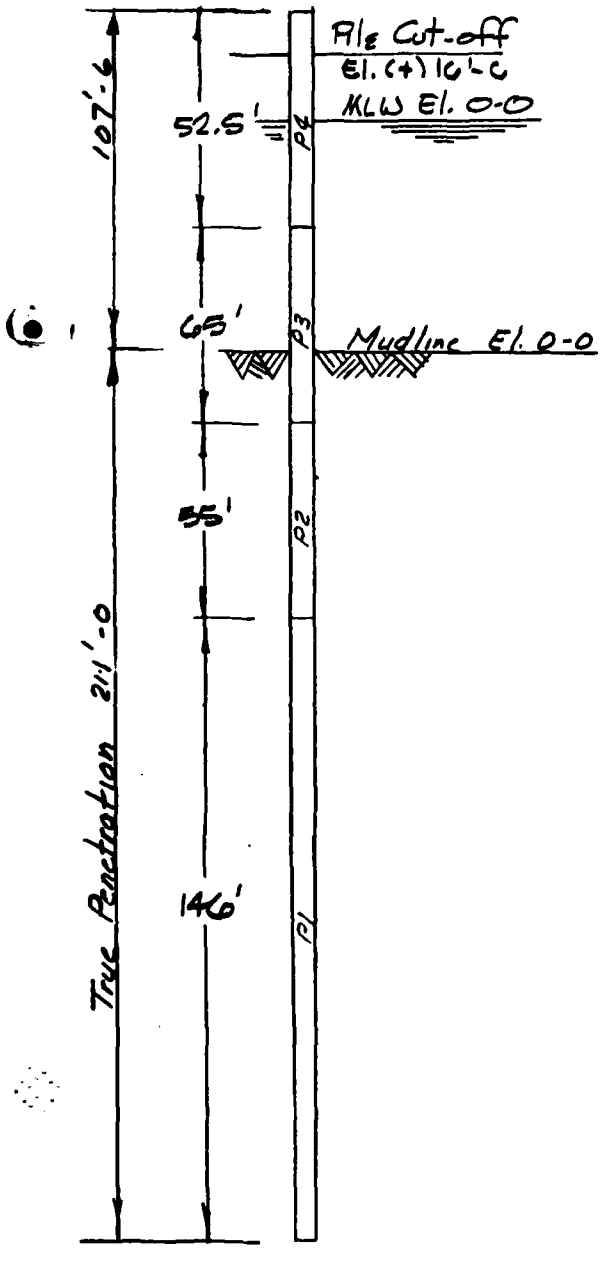

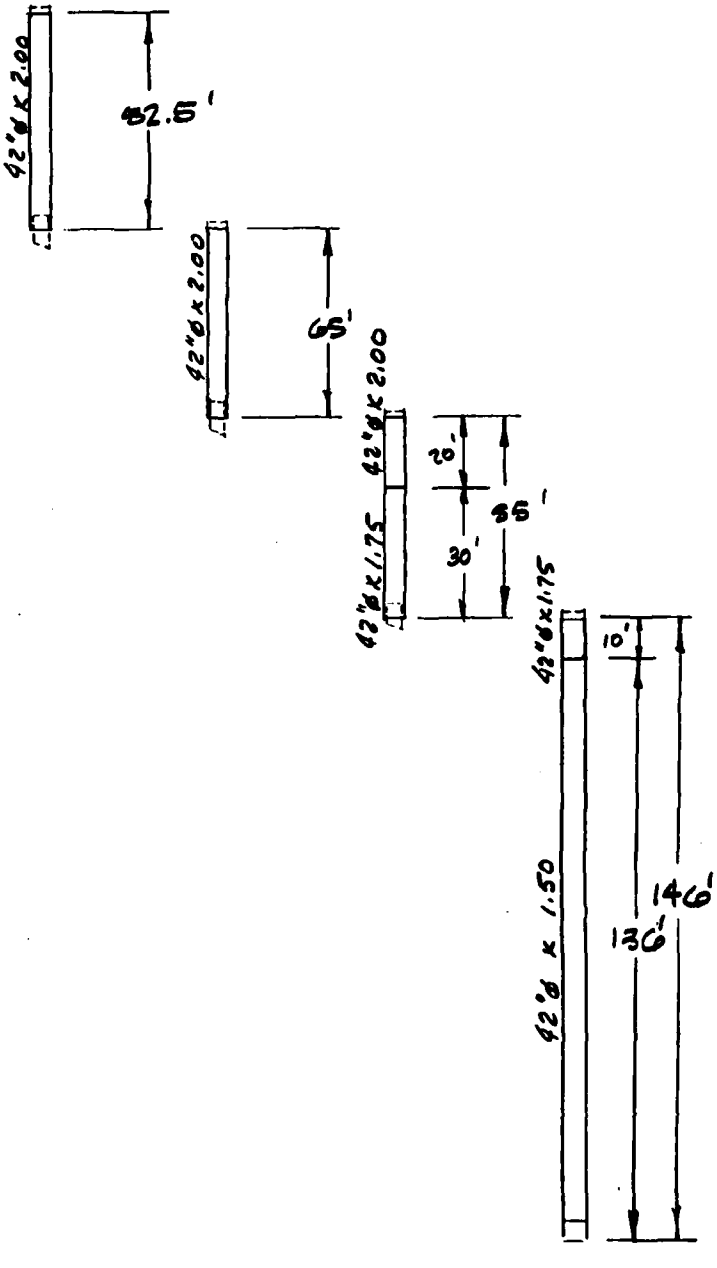

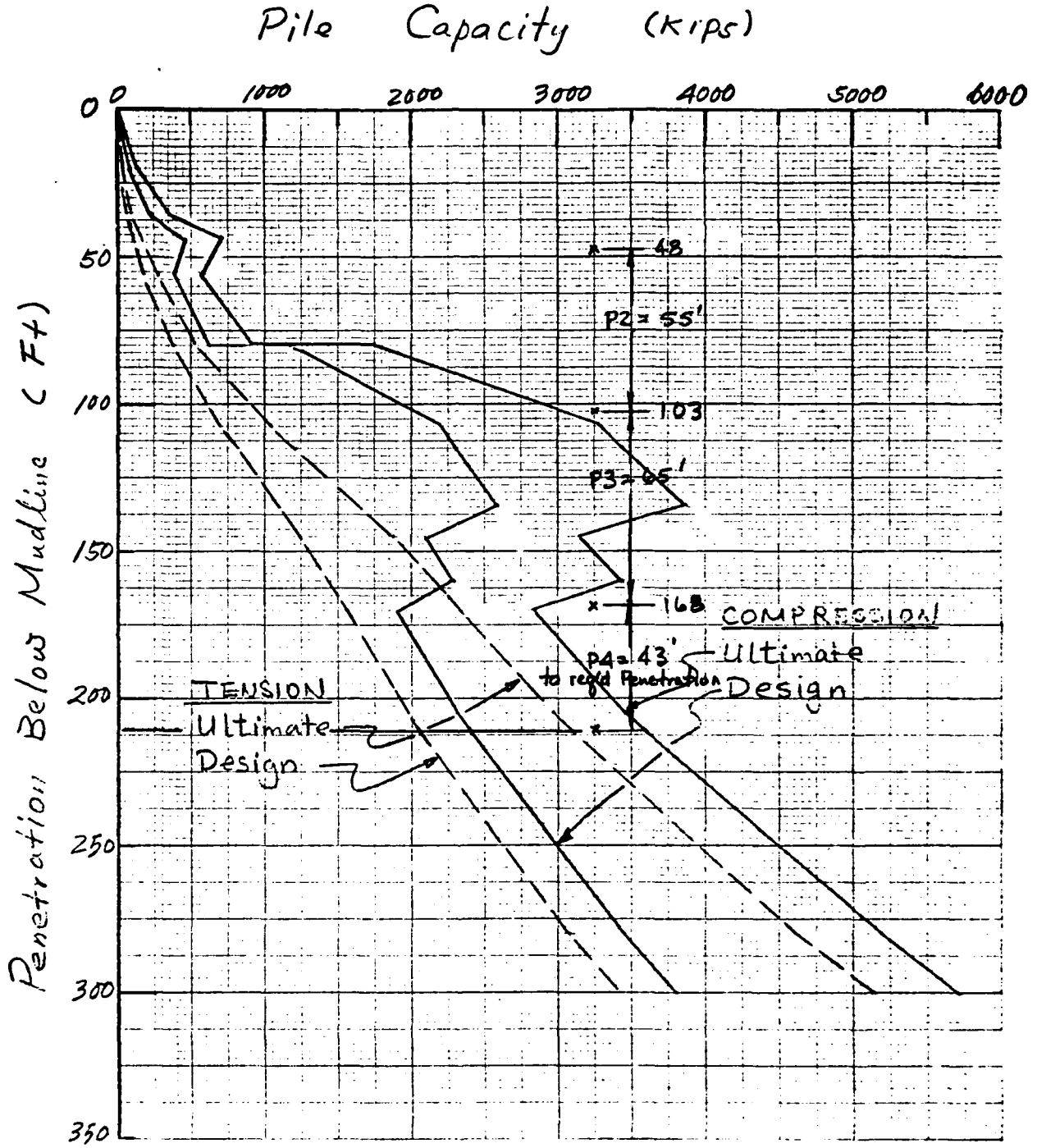

42-in. Diameter Pipe Piles

(Boring # 1)

CHECK MAX. LENGTH OF PILE ADD-ON

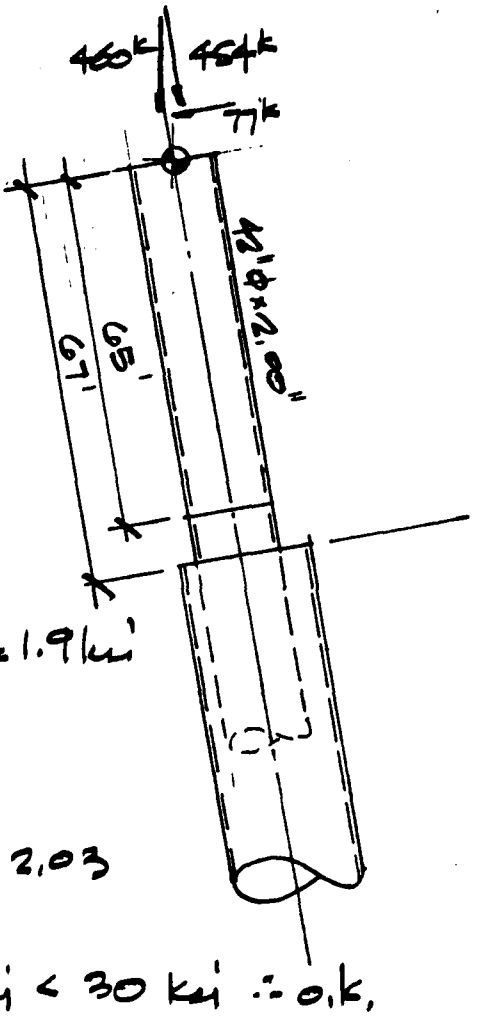

Weight of Hammer c/ Leads = 230^k

Using an impact factor of 2.0,

Total Vertical Load = 460^k

Weight of Piling (42"Φ x 2.00") = 0.071 $^k/_{in}$

Assume L = 67' = 804 in.

$$f_{b\,hammer} = \frac{P_{hm}}{5} = \frac{77^k \times 804\,in}{2400\,in^3} = 25.8\,ksi$$

$$f_{b\,piling} = \frac{wl^2}{25} = \frac{0.014\,^k/_{in}\,(804\,in.)^2}{2 \times 2400\,in^3} = 1.9\,ksi$$

$$f_{b\,total} = 27.7\,ksi.$$

$$f_{y\,total} = \frac{454^k}{251.3\,in^2} + \frac{0.071\,^k/_{in}\,(804)}{251.3\,in^2} = 2.03$$

$$f_{total} = 27.7 + 2.03 = 29.73\,ksi < 30\,ksi \therefore \text{o.k.}$$

CHECK MAXIMUM LENGTH of PILE for PICKUP

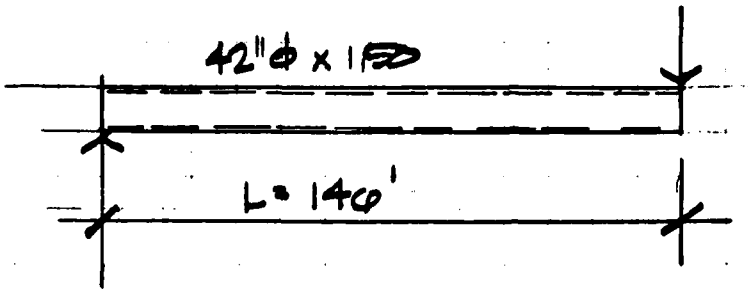

A = 190.852 in²
S_x = 1866.396 in³
I_x = 39,194.320
r_x = 14.331 in
wt = 648.82 #/'

$$\text{Max Mom} = \frac{wL^2}{8} = \frac{0.649^{k}/_{1}(140)^2}{8} = 1729.3^{1k}$$

$$f_b = \frac{M}{S} = \frac{1729.3^{1k} \times 12^{11}/_{1}}{1866.4\ in^3} = 11.12\ ksi < 21.6\ ksi \therefore o.k.$$

9.7 SOIL DATA - P-Y CURVES - STRUCTURE #1

McCLELLAND ENGINEERS

42—IN. DIAMETER PIPE PILES																			
Penetration, Inches	Typical Curve	Coordinates of Curve Points																	
		y1	P1	y2	P2	y3	P3	y4	P4	y5	P5	y6	P6	y7	P7	y8	P8	y9	P9
0 & 60	C	0	0	20.00	0														
96	A	0	0	0.019	88	0.095	123	0.25	150	0.41	168	0.70	188	1.58	237	20.00	237		
168	A	0	0	0.009	194	0.085	545	0.24	876	0.41	1122	0.70	1440	1.58	2274	20.00	2274		
252	A	0	0	0.013	433	0.090	1068	0.24	1718	0.41	2210	0.70	2857	1.58	4572	20.00	4572		
253	A	0	0	0.006	198	0.083	687	0.24	1135	0.41	1469	0.70	1907	1.58	3051	20.00	3051		
336	A	0	0	0.009	408	0.086	1165	0.24	1902	0.41	2455	0.70	3181	1.58	5089	20.00	5089		
420	A	0	0	0.013	732	0.090	1794	0.24	2885	0.41	3711	0.70	4797	1.58	7675	20.00	7675		
421	A	0	0	0.031	1669	0.11	2978	0.25	4535	0.42	5752	0.70	7371	1.58	11794	20.00	11794		
468	A	0	0	0.037	2221	0.11	3726	0.26	5579	0.42	7042	0.70	8997	1.58	14395	20.00	14395		
672	A	0	0	0.053	4524	0.13	6794	0.27	9794	0.43	12220	0.70	15494	1.58	24790	20.00	24790		
673 & 936	B	0	0	0.075	774	0.19	1050	0.47	1425	1.18	1934	2.94	2625	20.00	2625				
937	A	0	0	0.053	6307	0.13	9473	0.27	13656	0.43	17039	0.70	21603	1.58	34566	20.00	34566		
1752	A	0	0	0.053	11794	0.13	17712	0.27	25535	0.43	31859	0.70	40394	1.58	64631	20.00	64631		

0 & 5
8'
14
21
21.083
28
35
35.083
39
56
56.083 & 78
78.083
146

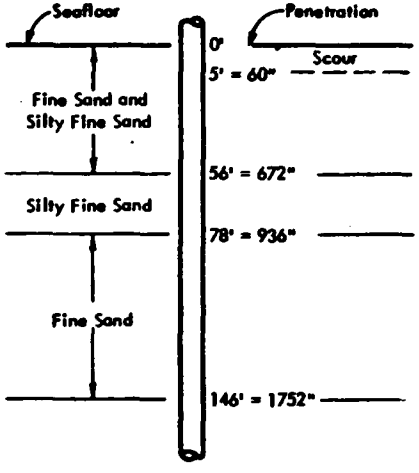

STRATIGRAPHY ASSUMED FOR P-Y DATA

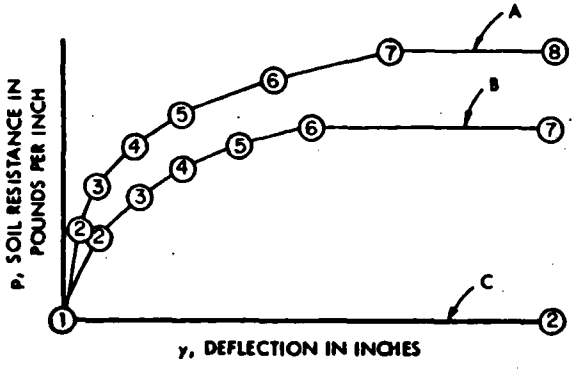

TYPICAL CURVES

P-Y DATA
BORING 1

PLATE 1

9.11

SECTION 10.0

INSTALLATION ANALYSES

10.1 INTRODUCTION

This section contains the analyses considered pertinent to the installation of the structure.

Section 10.2 includes the check of the stresses on the structural members at the mudline due to the soil pressure on the jacket before the piling can be attached to the jacket.

Section 10.3 is the analysis of the recommended lifting eyes for the jacket lift. For the analysis of the recommended lifting eyes for the superstructure, refer to Report No. 27-771-98.

Section 10.4 is the left analysis for the jacket. The computer output for the anlaysis is in Appendix B.8. For the lift analysis of the superstructure, refer to Report No. 27-771-98.

Section 10.5 contains the floatation analysis for the jacket.

Reference Drawings:

3016265	Jacket - Elevations
3016266	Jacket - Plan at El. (+) 12'-0"
3016267	Jacket - Plan at El. (-) 13'-0" & (-) 47'-0"
3016268	Jacket - Plan at El. (-) 81'-0"
3016272	Jacket - Lift Eye Details

CREST OFFSHORE, INC.

Sheet 10.02 of

By JMA Client U.S. Navy Subject Design of 81' MLW Structure

Date 9-6-76 Job No. 27-771-94 Calculation

10.2 SOIL PRESSURE ON STRUCTURE

Weight of Jacket	=	296 k	
Weight of Anodes	=	11 k	
Weight of Pile String	=	95 k	146' x 0.649 k/'
		402 k	

Buoyancy of Jacket in-place = -118.7 k

NET WT = 283.3 k

Projected Area of Structural Members
(1/3 of Plan)

56 FT of 18"φ =	84 S.F.	18"φ x 0.500
28 FT of 10¾"φ =	25 S.F	10¾"φ x 0.365
	109 S.F.	

Pressure on Structural Members

$$P = \frac{283.3^k}{3 \times 109 S.F} = 0.866 \ ^k/FT^2$$

CREST OFFSHORE, INC.

Sheet 10.03 of ____

By JMD Client U.S. NAVY Subject Design of 81' MLW Structure

Date 9-6-76 Job No. 27-771-94 Calculation

Load on 18"φ Member

$S_x = 117.05$ $\quad 0.866^{k}/\phi \times 1.5' = 1.299\ ^{k}/FT$

Load on 10¾"φ Member

$S_x = 29.912$ $\quad 0.866^{k}/\phi \times \frac{10.75}{12} = 0.776\ ^{k}/FT.$

Check 18"φ Member - $L = 28.57' - \frac{48}{2 \times 12} - 1' = 25.82$

$$f_b = \frac{w l^2}{12 S} = \frac{(1.299)(25.82')^2(12)}{12 \times 117.05} = 7.40\ ksi$$

$7.40\ ksi < 21.6\ ksi \quad \therefore o.k.$

Check 10¾"φ Member - $L = 28' - \left(\frac{24}{2 \times 12}\right)^2 = 26'$

$$f_b = \frac{w l^2}{12 S} = \frac{(0.776)(26)^2 \times 12}{12 \times 29.912} = 17.54\ ksi$$

$17.54\ ksi < 21.6\ ksi \quad \therefore o.k.$

10.3 LIFTING EYES - JACKET

Lifting Eyes - Jacket

Vertical Lift

Weight of Jacket = 380^K
(excluding boat landing & bumpers)

Assumptions:

1. Entire weight is at one lift eye.
2. Impact Factor of 2.0
3. Total applied load can be acting completely horizontal or completely vertical.
4. Sling $\theta = 60°$ for maximum load

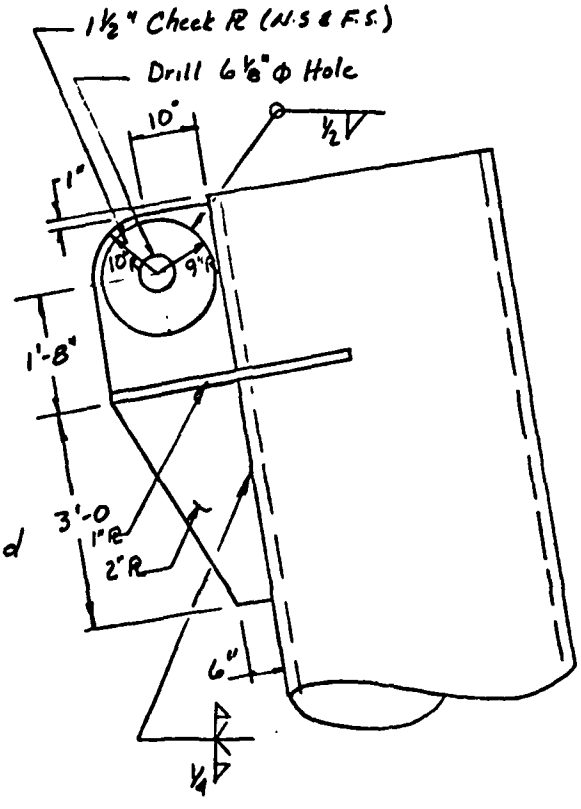

$\therefore$ Max P = 880^K at $\theta = 60°$

Check Shear in Pin

Use 6.00" Pin in double shear

$$f_s = \frac{P}{A} = \frac{880^K}{2(\pi\, 3.00^2)} = 15.6 \text{ ksi}$$

$$F_s = 0.4\,(36 \text{ ksi}) \times 1.33 = 19.2 \text{ ksi}$$

$$15.6 < 19.2$$

Lifting Eyes - Jacket

Vertical Lift

Check Bearing on Plate

$$f_{br} = \frac{P}{Dt} = \frac{880^k}{(6.00)(5.00)} = 29.3 \text{ ksi}$$

$$F_{br} = 0.9(36 \text{ ksi}) = 32.4 \text{ ksi}$$

$$29.3 < 32.4$$

Check Pin Shearing Through Plates

$$A = 4[(9-3) \times 1.5] + 2[(10-3) \times 2]$$

$$A = 36 + 28 = 64 \text{ in}^2$$

$$f_s = \frac{880^k}{64 \text{ in}^2} = 13.8 \text{ ksi}$$

$$F_s = 0.4(36 \text{ ksi}) \times 1.33 = 19.2 \text{ ksi}$$

$$13.8 < 19.2$$

By J. Talbot Client U.S. Navy Subject Design of MLW Structure
Date 8-17-76 Job No. 27-771 Calculation

Lifting Eyes - Jacket

Vertical Lift

Check Tension Through Lift Eye

$$A = 4[(9-3) \times 1.5] + 2[(10-3) \times 2.0]$$

$$A = 64 in^2$$

$$f_t = \frac{880^k}{64 in^2} = 13.8 ksi$$

$$F_t = 0.6(36 ksi) \times 1.33 = 28.7 ksi$$

$$13.8 < 28.7$$

Check Combined Bending and Tension

Shear Force = 760^k
Tension Force = 760^k (Conservative)

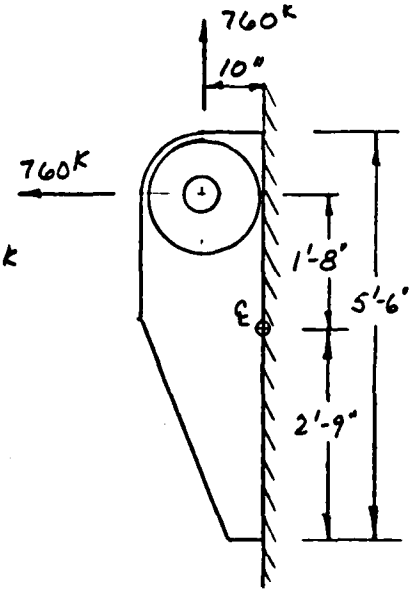

$$M_{\ell} = 760^k \times 20" - 760^k \times 10" = 7600 in\text{-}k$$

$$f_s = \frac{760^k}{(66")(2")} = 5.8 ksi$$

$$f_n = \frac{7600(6)}{2"(66")^2} + \frac{760^k}{(66")(2")} = 11.0 ksi$$

Using Mohr's Circle,

$$f_{n\,max} = \frac{11.0}{2} + \left[\left(\frac{11.0}{2}\right)^2 + (5.8)^2\right]^{1/2} = 13.5 ksi$$

$$F_n = 0.6(36 ksi) \times 1.33 = 28.7 > 13.5$$

Lifting Eyes - Jacket

Vertical Lift

Assuming an average shear distribution,

$$f_{s\,max} = \left[\left(\frac{11.0}{2} \right)^2 + (5.8)^2 \right]^{1/2} = 8.0 \text{ ksi}$$

$$F_s = 0.4\,(36 \text{ ksi}) \times 1.33 = 19.2 \text{ ksi} > 8.0$$

Assume shear distribution parabolic, maximum shear at center of plate.

$$f_s = 1.5\,(5.8) = 8.7 \text{ ksi}$$

$$f_n = \frac{760}{(66")(2.0")} = 5.8 \text{ ksi}$$

$$f_{s\,max} = \left[\left(\frac{5.8}{2} \right)^2 + (8.7)^2 \right]^{1/2} = 9.2 \text{ ksi}$$

$$9.2 < 19.2$$

Check Weld of Cheek Plates

$$\frac{A_R}{A_{Total}} = \frac{1.5}{5.0} = 0.30$$

$$P_{shear} = 880^k \times 0.30 = 264^k$$

$$\frac{P}{C} = \frac{264^k}{\pi\, 18"} = 4.7 \text{ k/in}$$

$$w = \frac{4.7}{11.2} = 0.42 \text{ in} \qquad \text{Use } 1/2" \text{ fillet weld}$$

10.4 LIFT ANALYSIS

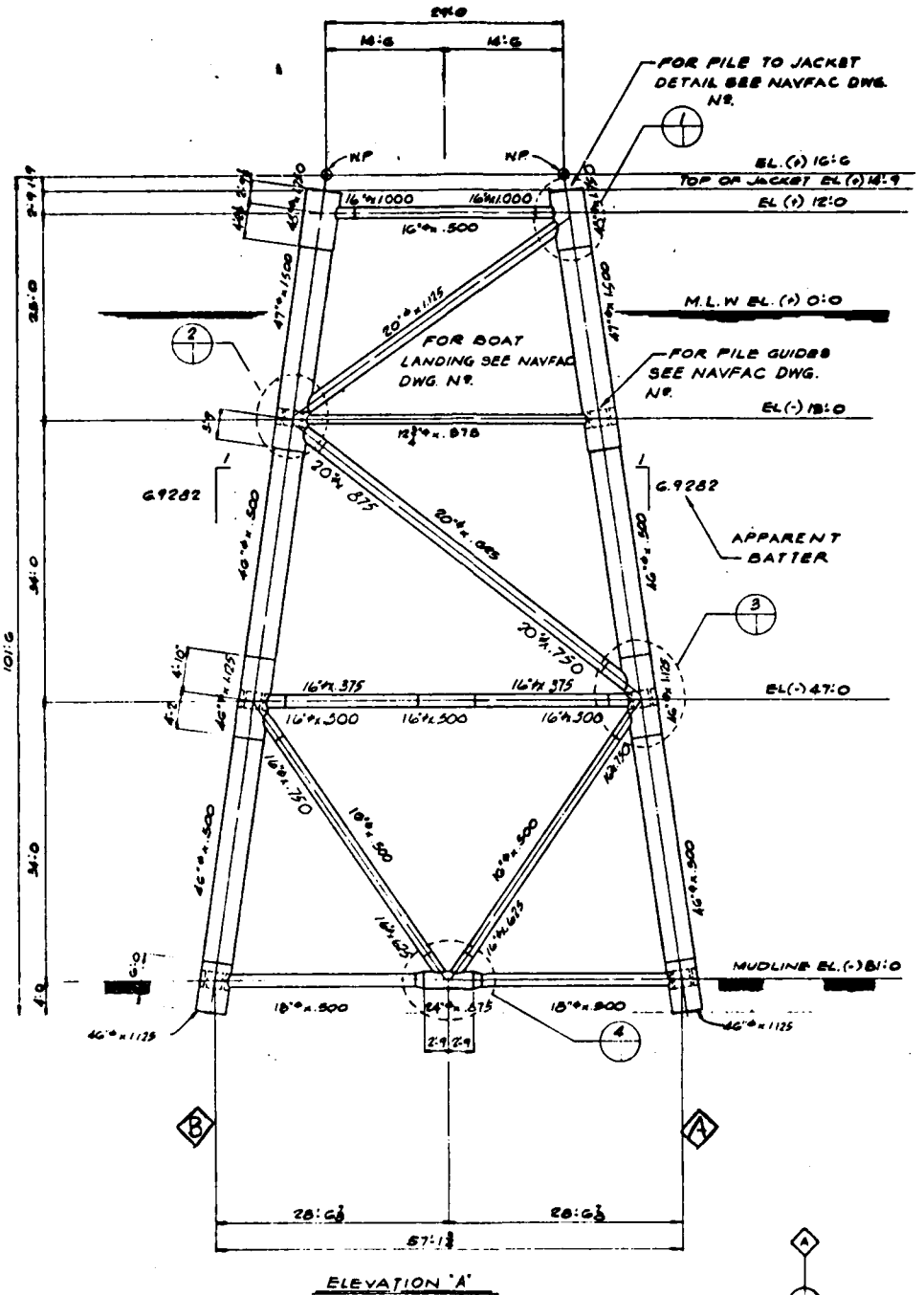
FOR PILE TO JACKET DETAIL SEE NAVFAC DWG. NO.
EL.(+) 16:6
TOP OF JACKET EL.(+) 14:9
EL.(+) 12:0
M.L.W EL.(+) 0:0
FOR BOAT LANDING SEE NAVFAC DWG. NO.
FOR PILE GUIDES SEE NAVFAC DWG. NO.
EL.(-) 18:0
G.9282
APPARENT BATTER
EL.(-) 47:0
MUDLINE EL.(-) 81:0
28:6
28:6
57:1
ELEVATION 'A'

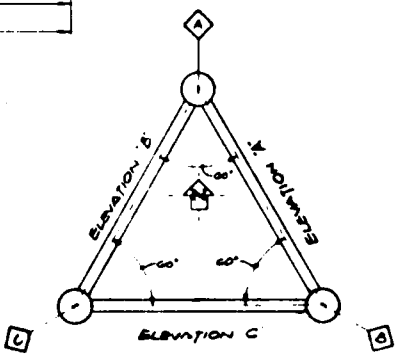
ELEVATION 'B'
ELEVATION 'A'
ELEVATION C
60°
60°
60°

CREST OFFSHORE, INC.

Sheet 10.1L of ____

By C. Chern Client U.S. NAVY Subject Lifting Analysis

Date 8-20-76 Job No. 27-771-0L Calculation Platform #1

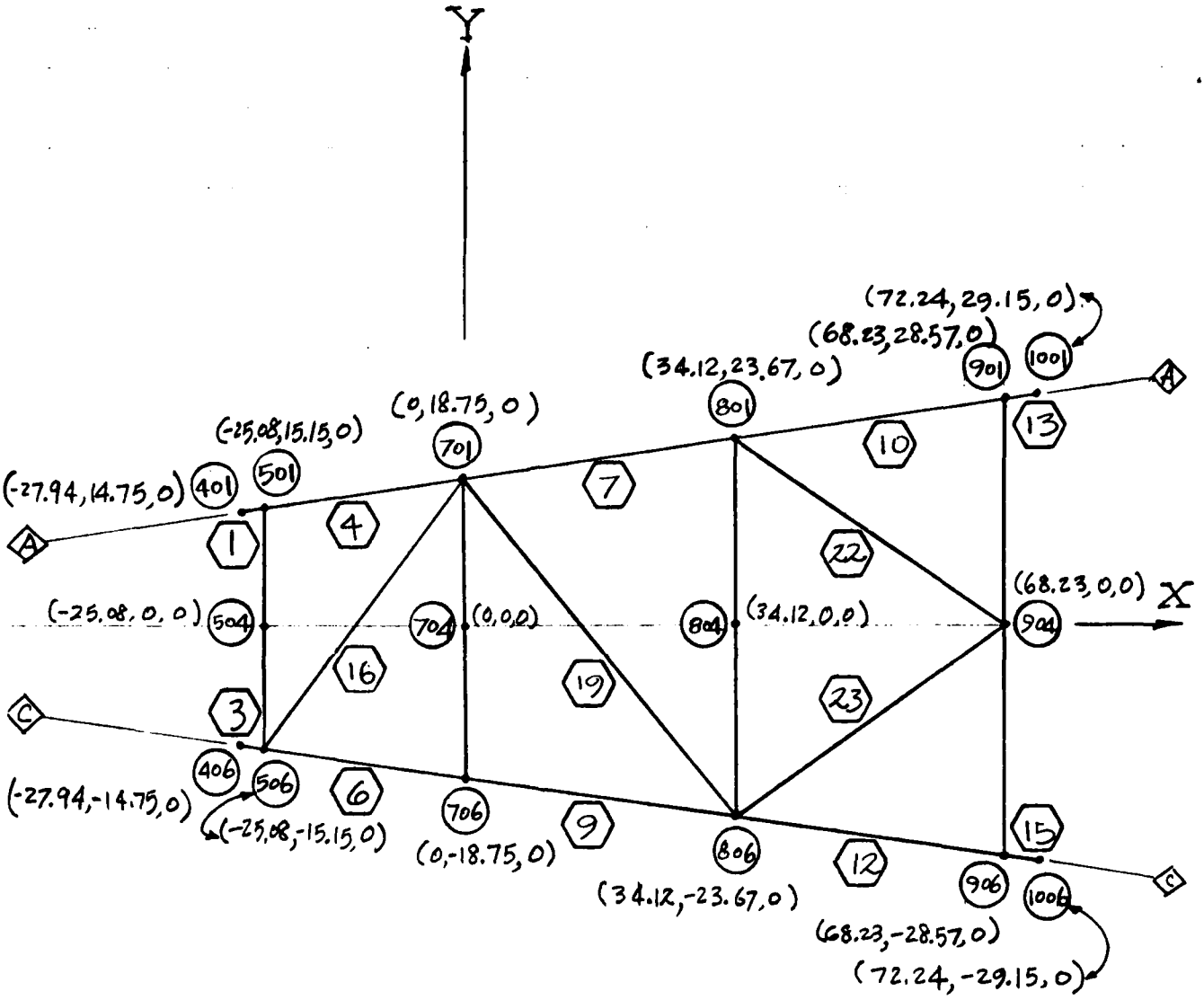

$$34 \times \frac{\sqrt{37}}{6} \times \frac{6.9282}{7} = 34.12$$

$$25 \times \frac{\sqrt{37}}{6} \times \frac{6.9282}{7} = 25.08$$

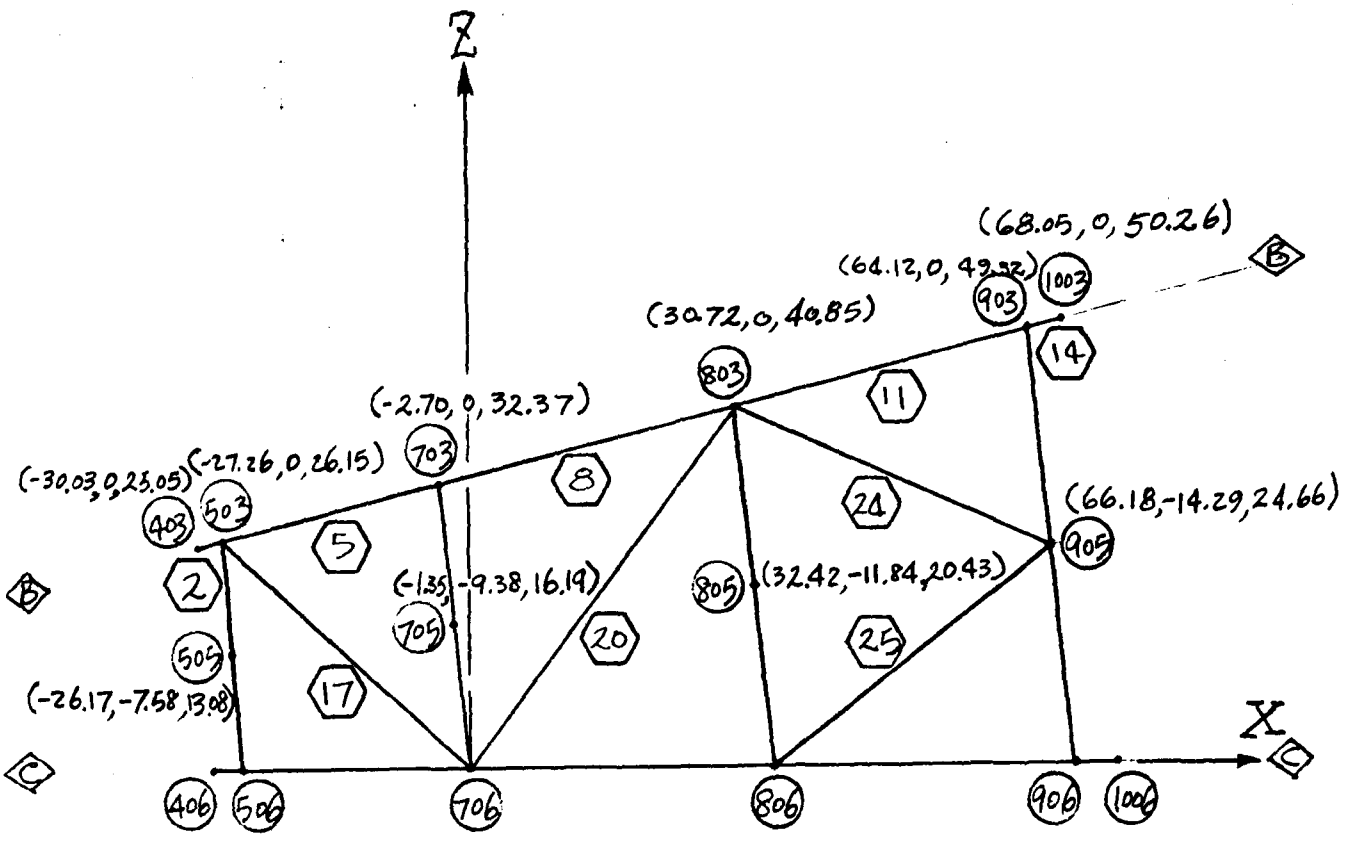

JOINT

503 $26.24 \times \frac{12}{\sqrt{145}} = 26.15$

$26.24 \times \frac{1}{\sqrt{145}} = 2.18$

403 $25.14 \times \frac{12}{\sqrt{145}} = 25.05$

$25.14 \times \frac{1}{\sqrt{145}} = 2.09$

JOINT

903 $49.49 \times \frac{12}{\sqrt{145}} = 49.32$

$49.49 \times \frac{1}{\sqrt{145}} = 4.11$

803 $40.99 \times \frac{12}{\sqrt{145}} = 40.85$

$40.99 \times \frac{1}{\sqrt{145}} = 3.40$

703 $32.48 \times \frac{12}{\sqrt{145}} = 32.37$

$32.48 \times \frac{1}{\sqrt{145}} = 2.70$

CREST OFFSHORE, INC.

Sheet 10.13 of ____

By C. Chern Client U.S. NAVY Subject Lifting Analysis

Date 8-20-76 Job No. 27-771-01 Calculation Platform #1

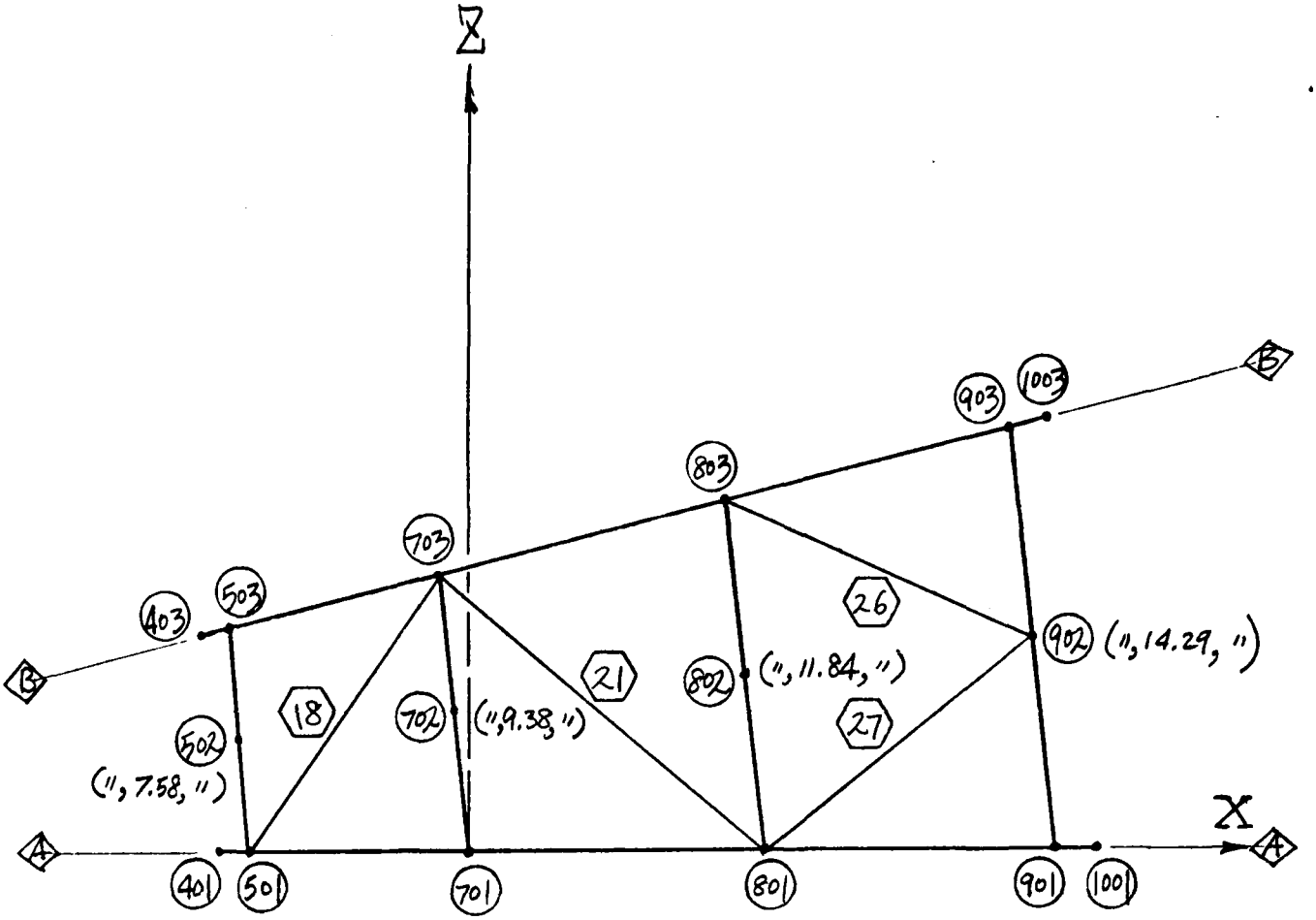

CREST OFFSHORE, INC.

Sheet 10.14 of _____

By C. Chern Client U.S. NAVY Subject Lifting Analysis

Date 8-23-76 Job No. 27-77L-0L Calculation Platform #1

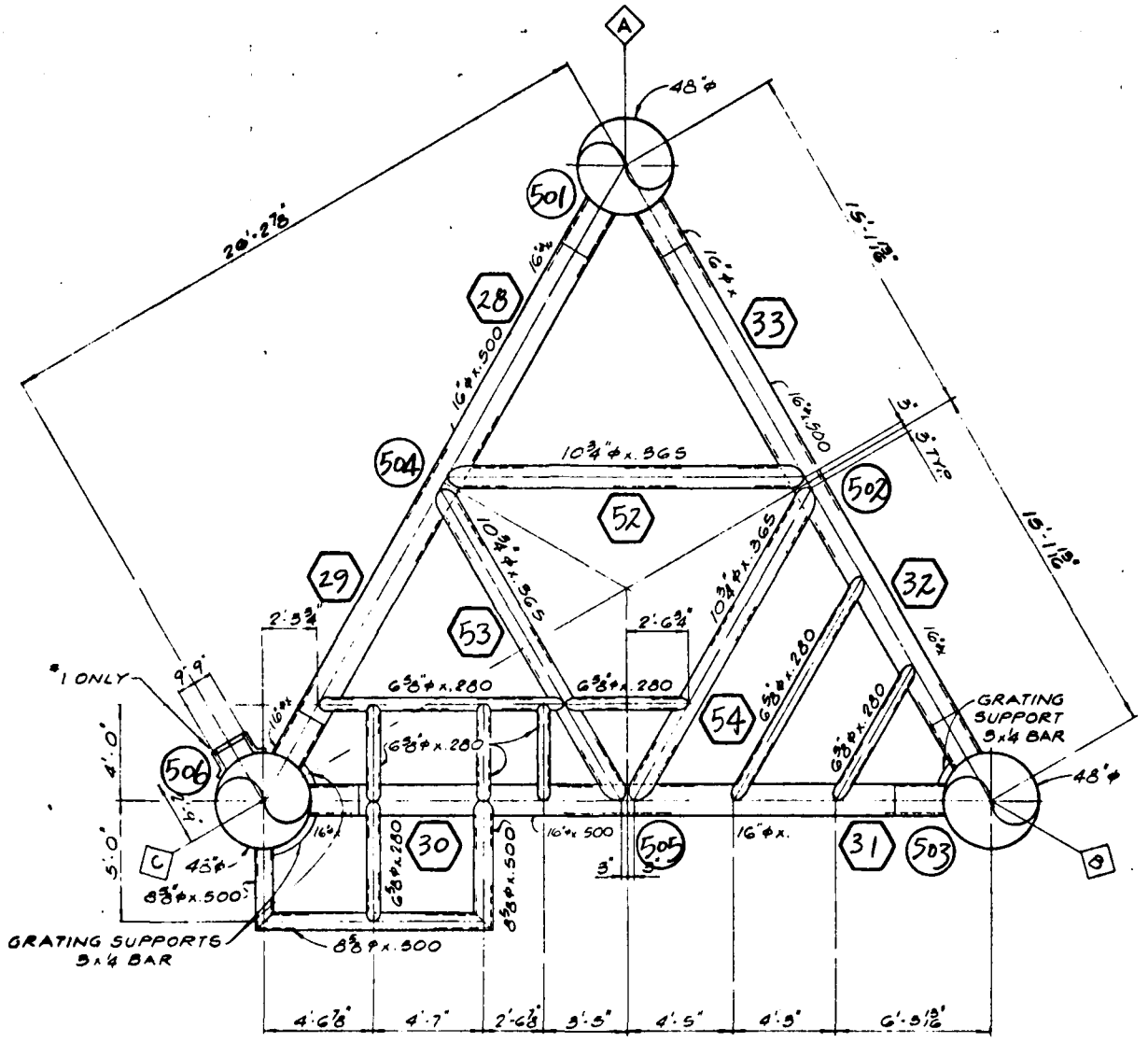

CREST OFFSHORE, INC.

By C. Chern Client U.S. NAVY Subject Lifting Analysis

Date 8-23-76 Job No. 27-771-01 Calculation Platform #1

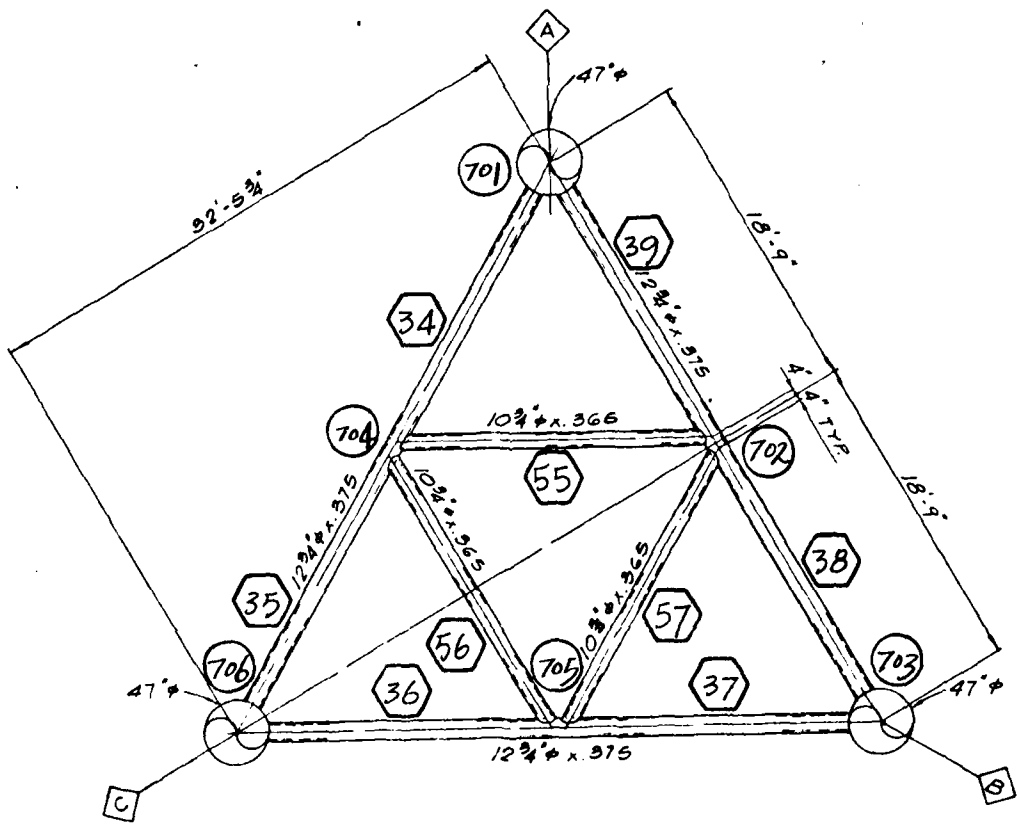

CREST OFFSHORE, INC.

Sheet 10.160 of ____

By C. Chern Client U.S. NAVY Subject Lifting Analysis

Date 8-23-76 Job No. 27-771-01 Calculation Platform #1

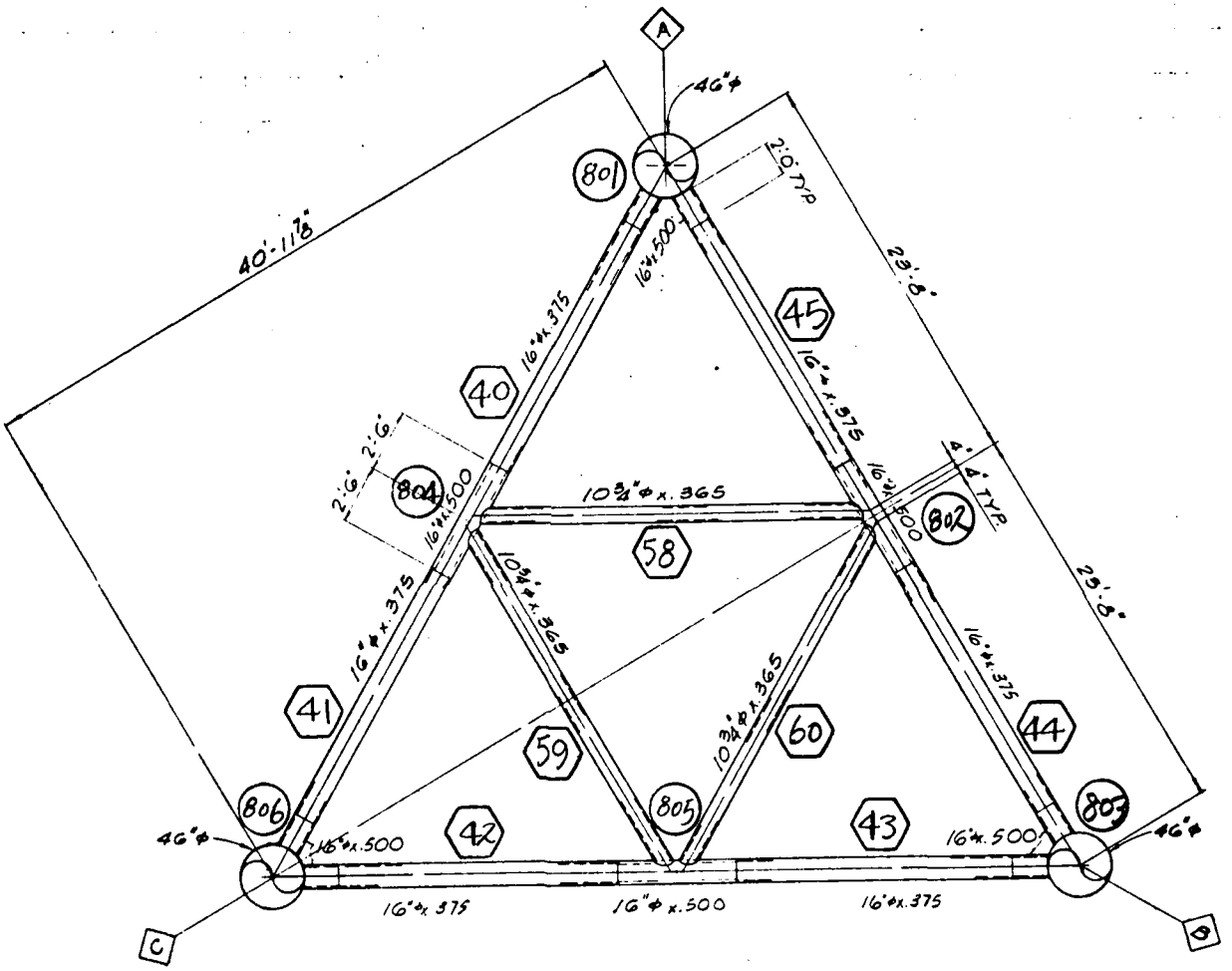

AD-A165 698 DESIGN CALCULATIONS 81' MLW STRUCTURE EAST COAST AIR COMBAT MANEUVERING R..(U) CREST ENGINEERING INC TULSA OK SEP 76 27-771-94 N62477-76-C-0179 3/8

UNCLASSIFIED F/G 13/13 NL





MICROCOPY RESOLUTION TEST CHART

CREST OFFSHORE, INC.

Sheet 10.17 of _____

By C. Chern Client U.S. NAVY Subject Lifting Analysis

Date 8-23-76 Job No. 27-771-01 Calculation Platform #1

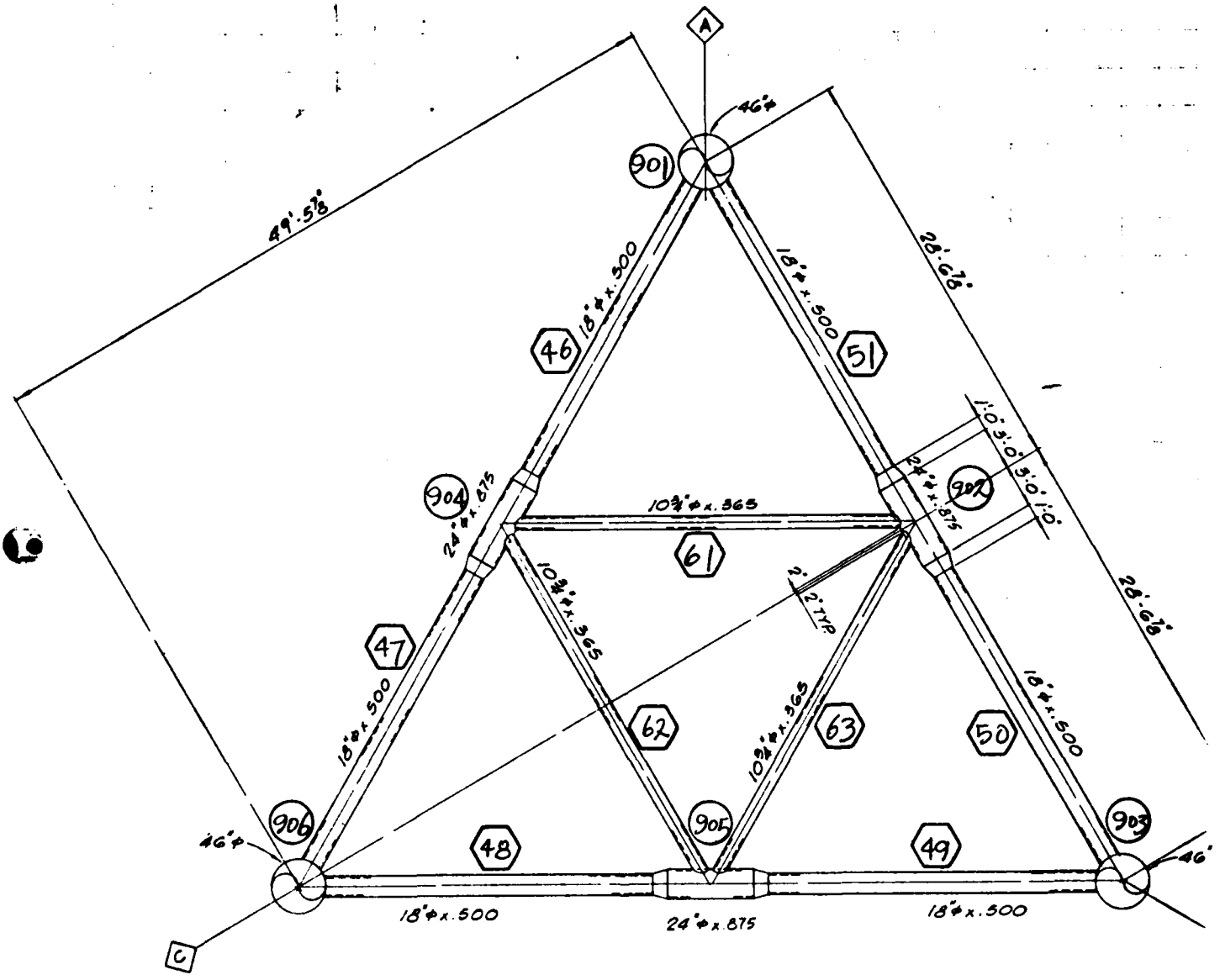

LOCATION OF CENTER OF GRAVITY

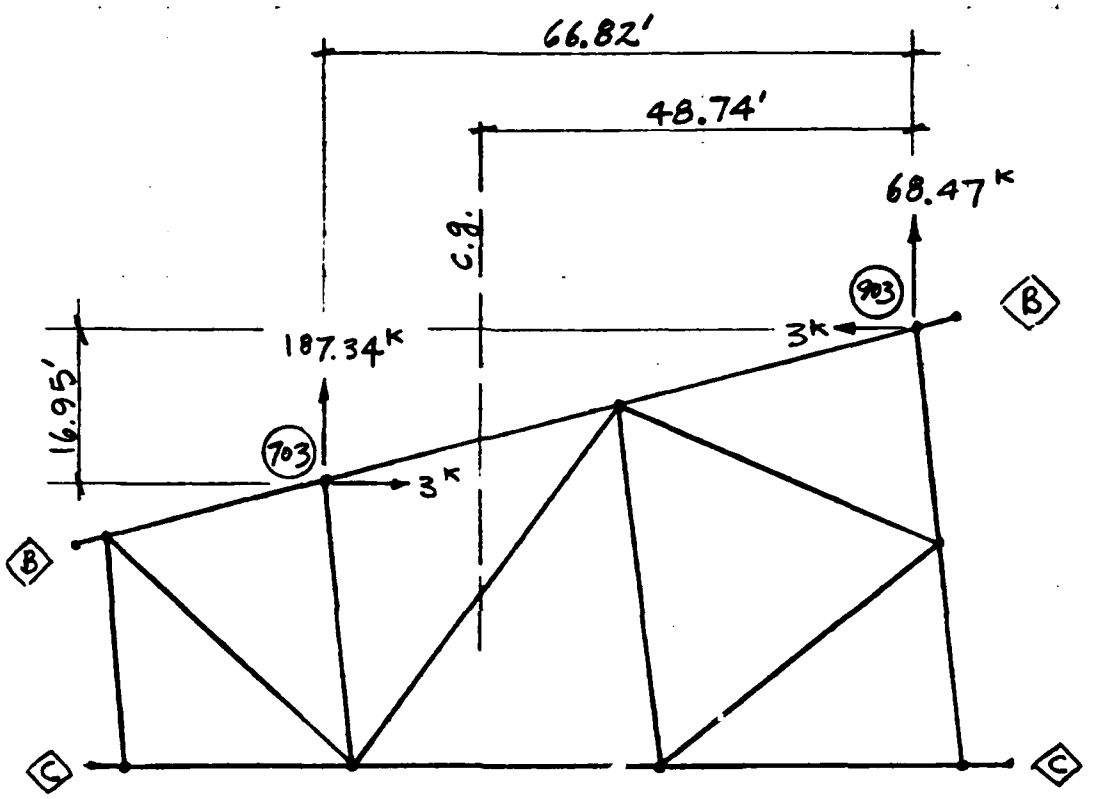

$\Sigma M_{903} = 0$

$$\bar{x} = \frac{187.34 \times 66.82 - 3 \times 16.95}{187.34 + 68.47}$$

$$= 48.74'$$

$$(48'-9")$$

JOINT NO. 703

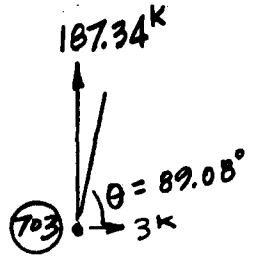

$$\theta = \tan^{-1}\frac{187.34}{3} = 89.08°$$

$$\text{Sling force} = 187.34 / \sin 89.08°$$

$$= 187.36 \text{ kips}$$

JOINT NO. 903

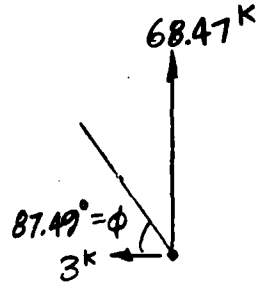

$$\phi = \tan^{-1}\frac{68.49}{3} = 87.49°$$

$$\text{Sling Force} = 68.47 / \sin 87.49°$$

$$= 68.56 \text{ kips}$$

$$h = 48.74 \times \tan 87.49° = 1,111.88 \text{ FT}$$

SINGLE POINT LIFTING (FOR CHECKING ONLY)

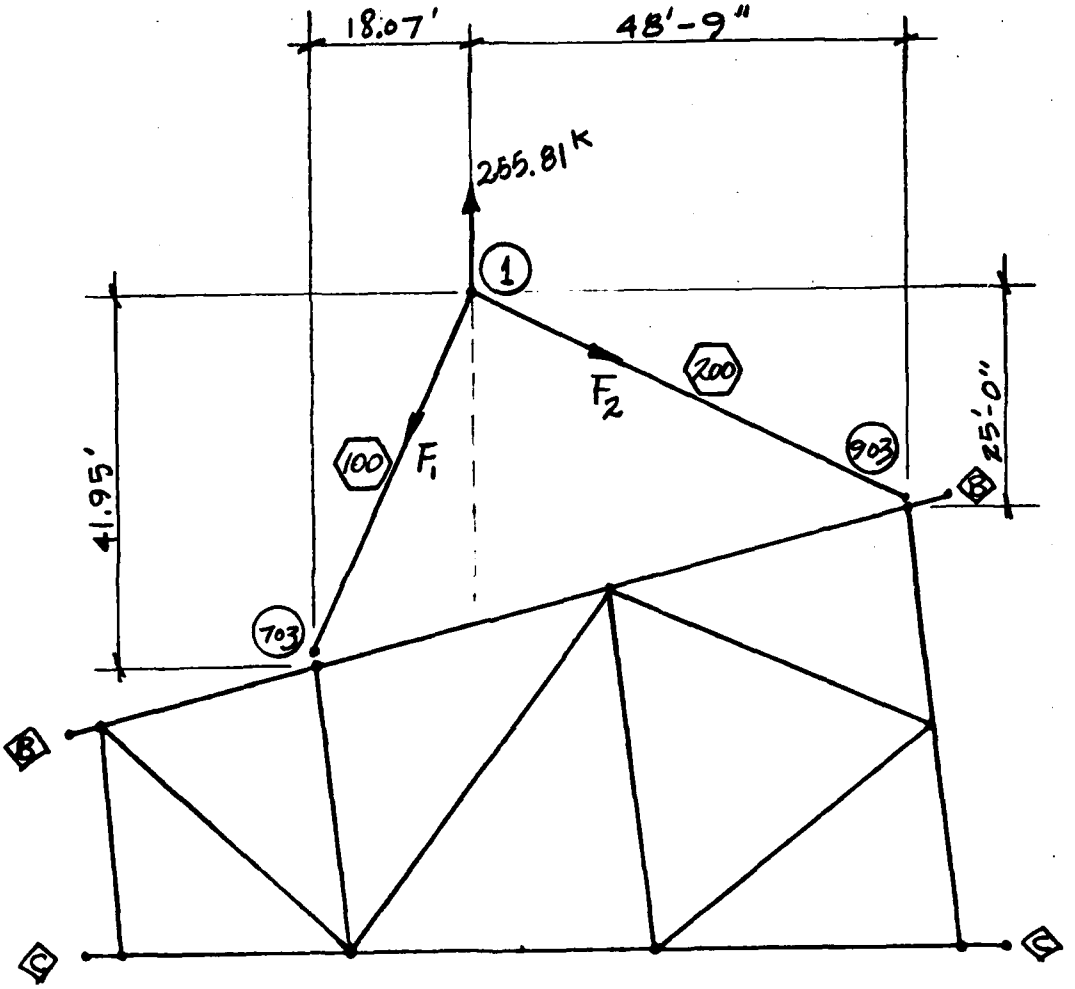

Sling Length #200 $\ell_2 = \sqrt{25^2 + 48.75^2} = 54.79'$

(54'-9")

#100 $\ell_1 = \sqrt{18.07^2 + 41.25^2} = 45.68'$

(45'-8")

Equilibrium @ Pt. (1)

$$\begin{cases} F_2 \times \dfrac{25}{54.79} + F_1 \times \dfrac{41.95}{45.68} = 255.81 & (a) \\[2ex] \dfrac{48.75}{54.79} F_2 = \dfrac{18.07}{45.68} F_1 & (b) \end{cases}$$

From Eq (b) $F_2 = \dfrac{18.07 \times 54.79}{45.68 \times 48.75} F_1 = 0.442\, F_1$

From Eq (a)

$$\left(\frac{18.07 \times 25}{45.68 \times 48.75} + \frac{41.95}{45.68}\right) F_1 = 255.81$$

$$F_1 = 228.16 \text{ kips} \longleftarrow$$

$$F_2 = 0.442 \times 228.16$$

$$= 100.85 \text{ kips} \longleftarrow$$

10.5 FLOATATION ANALYSIS

Buoyancy of Jacket in Launch Mode = 349.5^k
(Ref: Section 10.5, p. 10.23)

Weight of Jacket in Launch Mode

Material Listing	= 296^k
Anodes	= 11^k
	307^k

349.5^k > 307^k ∴ Floatation is achieved

CREST OFFSHORE, INC.

Sheet 10.23 of ____

By L. Kirk Client U.S. Navy Subject DESIGN OF 81' MLW STRUCTURE

Date 9-1-76 Job No. 27-771-94 Calculation BOUYANCY-LAUNCH

DESCRIPTION	QTY.	VOLUME SEA WATER DISPLACED	
48.0"ϕ x 1.75 WT	21.00 FT	263.76 FT³	All Members - Dry I.D.
47.5"ϕ x 1.50 WT	73.86 FT	908.48 FT³	
47.0"ϕ x 1.25 WT	45.00 FT	541.80 FT³	
45.5"ϕ x 0.50 WT	160.83 FT	1815.77 FT³	
24.0"ϕ x 0.875 WT	16.50 FT	51.81 FT³	
20.0"ϕ x 1.125 WT	114.27 FT	249.11 FT³	
20.0"ϕ x 0.875 WT	9.00 FT	19.62 FT³	
20.0"ϕ x 0.75 WT	11.25 FT	24.53 FT³	
20.0"ϕ x 0.625 WT	153.54 FT	334.72 FT³	
18.0"ϕ x 0.50 WT	138.96 FT	244.57 FT³	
16.0"ϕ x 1.00 WT	14.00 FT	19.46 FT³	
16.0"ϕ x 0.75 WT	21.00 FT	29.19 FT³	
16.0"ϕ x 0.625 WT	18.00 FT	25.02 FT³	
16.0"ϕ x 0.50 WT	441.96 FT	614.32 FT³	
12.75"ϕ x 0.375 WT	106.89 FT	94.70 FT³	
10.75"ϕ x 0.365 WT	246.75 FT	155.45 FT³	
8.625"ϕ x 0.50 WT	18.42 FT	7.47 FT³	
6.625"ϕ x 0.280 WT	54.75 FT	13.09 FT³	
3.50"ϕ x 0.216	22.50 FT	1.49 FT³	
2.875"ϕ x 0.375	6.00 FT	0.27 FT³	
2.375"ϕ x 0.154	274.50 FT	8.24 FT³	
2.00 STL. PLATE	45.8 FT²	7.65 FT³	
1.50 STL. PLATE	17.69 FT²	2.21 FT³	
1.00 STL. PLATE	45.27 FT²	3.76 FT³	
0.75 STL. PLATE	47.10 FT²	2.94 FT³	
0.625 STL. PLATE	37.68 FT²	1.96 FT³	
0.50 STL. PLATE	52.50 FT²	2.19 FT³	
0.375 STL. PLATE	4.13 FT²	0.13 FT³	
0.250 STL. PLATE	1.70 FT²	0.04 FT³	
GRATING	196.28 FT²	16.29 FT³	
ANGLE 4"x6"x 3/8"	24.00 FT	1.25 FT³	
	TOTAL	5461.29 FT³	

(Bouyancy) Weight of Sea Water Displaced = 5461.29 x 64 = 349522.56#

CREST OFFSHORE, INC.

Sheet 24 of ____

By L. Kirk Client U.S. NAVY Subject DESIGN OF 81' MLW STRUCTURE
Date 9-1-76 Job No. 27-771-94 Calculation BOUYANCY-IN PLACE

DESCRIPTION	QTY.	VOLUME SEA WATER DISPLACED (DRY I.D.)	1.) FLOODED I.D. OR 2.) ABOVE WATER LINE	
48.0"Φ x 1.75 WT	21.00 FT	263.76 FT³	– 263.76 FT³ (2.)	
47.5"Φ x 1.50 WT	73.86 FT	908.48 FT³	– 908.48 FT³ (1.&2.)	JACKET LEGS
47.0"Φ x 1.25 WT	45.00 FT	541.80 FT³	– 486.00 FT³ (1.)	
45.5"Φ x 0.50 WT	160.83 FT	1815.77 FT³	– 1736.96 FT³ (1.)	
24.0"Φ x 0.875 WT	16.50 FT	51.81 FT³		
20.0"Φ x 1.125 WT	114.27 FT	249.11 FT³		
20.0"Φ x 0.875 WT	9.00 FT	19.62 FT³		
20.0"Φ x 0.75 WT	11.25 FT	24.53 FT³		
20.0"Φ x 0.625 WT	153.54 FT	334.72 FT³		
18.0"Φ x 0.50 WT	138.96 FT	244.57 FT³		
16.0"Φ x 1.00 WT	14.00 FT	19.46 FT³	– 19.54 FT³ (2.)	
16.0"Φ x 0.75 WT	21.00 FT	29.19 FT³		
16.0"Φ x 0.625 WT	18.00 FT	25.02 FT³		
16.0"Φ x 0.50 WT	441.96 FT	614.32 FT³	– 111.46 FT³ (2.)	
12.75"Φ x 0.375 WT	106.89 FT	94.70 FT³		(+) 12'-0" ELEV.
10.75"Φ x 0.365 WT	246.75 FT	155.45 FT³	– 28.05 FT³ (2.)	
8.625"Φ x 0.50 WT	18.42 FT	7.47 FT³	– 7.47 FT³ (2.)	
6.625"Φ x 0.280 WT	54.75 FT	13.09 FT³	– 13.11 FT³ (2.)	
3.50"Φ x 0.216	22.50 FT	1.49 FT³		
2.875"Φ x 0.375	6.00 FT	0.27 FT³		
2.375"Φ x 0.154	274.50 FT	8.24 FT³		
2.00 STL. PLATE	45.8 FT²	7.65 FT³	– 7.65 FT³ (2.)	LIFTING EYES
1.50 STL. PLATE	17.69 FT²	2.21 FT³	– 2.21 FT³ (2.)	
1.00 STL. PLATE	45.21 FT²	3.76 FT³	– 3.76 FT³ (2.)	
0.75 STL. PLATE	47.10 FT²	2.94 FT³		
0.625 STL. PLATE	37.68 FT²	1.96 FT³		
0.50 STL. PLATE	52.50 FT²	2.19 FT³		
0.375 STL. PLATE	4.13 FT²	0.13 FT³		
0.250 STL. PLATE	1.70 FT²	0.04 FT³		
GRATING	196.28 FT²	16.29 FT³	– 16.29 FT³ (2.)	(+) 12'-0" ELEV.
ANGLE 4"x6"x 3/8"	24.00 FT	1.25 FT³	– 1.25 FT³ (2.)	
	TOTALS	5461.29 FT³	3605.99 (FT³)	

(Bouyancy) Weight of Sea Water Displaced = (5461.29 FT³) – (3605.99 FT³)
x 64 = 118739.20#

SECTION 11.0

CORROSION PROTECTION

11.1 INTRODUCTION

The surface area of a marine structure is divided into three zones for corrosion protection consideration, the Submerged Zone, the Splash Zone, and the Atmospheric Zone.

The Submerged Zone is protected from corrosion by cathodic protection through the use of sacrificial anodes. The Splash Zone is protected by using one half inch thick extra material in excess of that needed for strength and then painted. The Atmosphere Zone is protected with paint.

11.2 DESIGN DATA

Zones for Corrosion Protection:

1. Submerged Zone - El. (-) 4.0 feet to El. (-) 81.0 ft.
2. Splash Zone - El. (+) 11.0 feet to El. (-) 4.0 feet.
3. Atmospheric Zone- El. (+) 75.0 feet to El. (+) 11.0 feet.

Current Requirements:

Current Density = 6 MA/ft^2 of surface in water

2 MA/ft^2 of surface in mud

Design Life:

N = 20 years

11.3 SUBMERGED ZONE

LOCATION (ELEV.)	DESCRIPTION	QTY	SURFACE AREA (FT^2)	(FT^2) TOTAL SURFACE AREA
-4'-0" TO -13'-0"	47"Ø x 12'-9" S.L.	3	156.8	470.4
" " "	20"Ø x 15'-0" D.B.	3	78.6	235.8
-13'-0"	12 3/4"Ø x 37'-6" H.B.	3	125.2	315.6
-13'-0" (PLAN)	12 3/4"Ø x 18'-6" H.B.	3	61.7	185.1
-13'-0" TO -47'-0"	20"Ø x 53'-11" D.B.	3	282.5	847.5
" " "	46"Ø x 30'-3" S.L.	3	364.2	1092.6
-47'-0" (PLAN)	16"Ø x 47'-2" H.B.	3	198.1	594.3
" " "	10 3/4"Ø x 23'-3" H.B.	3	65.3	195.9
-47'-0" TO -81'-0"	46"Ø x 38'-0" S.L.	3	457.6	1372.8
" " "	16"Ø x 41'-4" D.B.	6	173.6	1041.5
-81'-0" (PLAN)	18"Ø x 25'-11" H.B.	6	122.0	732.0
" " "	24"Ø x 5'-6" H.B.	3	34.5	103.5
" " "	10 3/4" x 28'-9" H.B.	3	80.7	+242.1
				7489.1
PILING	42"Ø x 2.00 WT x 220'-0"	3	2419.0	+7257.0
				14746.1

TOTAL CURRENT REQUIREMENTS

$$I = 60 \frac{mA}{ft^2} \times 7489\ ft^2 + 2 \frac{mA}{ft^2} \times 7257\ ft^2$$

$$I = 59.4\ Amps$$

CAPACITY of ALLOY

Use Aluminum - Zinc - Mercury Alloy

$$C = 1250 \frac{amp\text{-}hrs}{lbs}$$

TOTAL WEIGHT of SACRIFICAL ANODES

$$W_T = \frac{I \times N \times 8760}{C} = \frac{59.4 \times 20 \times 8760}{1250}$$

$$W_T = 8325.5\ \#$$

Using 725 # Anode

$$n = \frac{8325.5\ \#}{725} = 11.48$$

USE 12 - 725 # Anodes

11.4 SPLASH ZONE

The Splash Zone is protected by first using one half inch thick extra material in excess of that needed for strength, and then by applying paint to the structural members in the zone.

11.5 ATMOSPHERIC ZONE

The Atmospheric Zone is protected by paint. The surface area of the structure requiring paint is 8,500 square feet. The surface area calculations can be found in Report No. 37-771-98, Section 2.7, Paint Area.

SECTION 12.0

MATERIAL LIST AND WEIGHT

12.0 INTRODUCTION

This section includes a material listing and total weight of each major component of the structure including the superstructure, jacket, boat landing, boat fenders, and piling. The material listing in this section is a summary and includes only the total length and weight of each particular shape for each of the major components. A more detailed listing is found in the computer output in Appendix B.9.

12.2 MATERIAL LISTING & WEIGHT - SUPERSTRUCTURE

BILL OF MATERIALS SUMMARY
U.S.NAVY ACMR PLATFORMS SUPERSTRUCTURE 27-771-01 BILL OF MATERIALS & WEIGHT

NOMINAL DIMENSION	TOTAL LENGTH (FEET)	TOTAL WEIGHT (POUND)
PIPE		
42.000 O.D. X 1.000 WT	15.00	6574.43
30.000 O.D. X 1.750 WT	15.00	7927.39
30.000 O.D. X 1.500 WT	32.98	15070.58
30.000 O.D. X 1.000 WT	103.52	32093.53
12.750 O.D. X 1.000 WT	8.00	1005.00
12.750 O.D. X 0.750 WT	22.62	2176.58
12.750 O.D. X 0.500 WT	139.88	9158.79
8.625 O.D. X 0.500 WT	55.50	2410.29
8.625 O.D. X 0.322 WT	27.58	788.14
6.625 O.D. X 0.500 WT	29.00	949.45
4.500 O.D. X 0.337 WT	82.50	1237.31
2.375 O.D. X 0.154 WT	87.08	318.39
1.900 O.D. X 0.281 WT	65.00	316.12
1.900 O.D. X 0.145 WT	1213.00	3299.81
W SHAPE		
W 21 X 73.00	26.67	1946.69
W 18 X 50.00	139.79	6989.60
W 12 X 27.00	65.04	1756.11

12,03

BILL OF MATERIALS SUMMARY
U.S.NAVY ACMR PLATFORMS SUPERSTRUCTURE 27-771-01 BILL OF MATERIALS & WEIGHT

W 8 X 24.00	132.37	3176.90
W 6 X 15.50	250.67	3885.35

CHANNELS

C 12 X 25.00	136.69	3417.35
C 12 X 20.70	3.75	77.62
C 10 X 15.30	51.00	780.30

ANGLE

5.000 X 3.000 X 0.375	73.20	712.23
4.000 X 3.000 X 0.375	23.33	197.26
3.000 X 3.000 X 0.375	40.00	287.11
3.000 X 3.000 X 0.250	5.33	26.08
2.500 X 2.500 X 0.250	95.37	385.38

PLATE

1.250 THICKNESS	41.92	2139.71
1.000 THICKNESS	109.30	4463.16
0.750 THICKNESS	34.18	1046.67
0.500 THICKNESS	76.86	1569.18
0.375 THICKNESS	82.34	1260.83
0.250 THICKNESS	1186.36 (1025 FT²)*	13199.09 — (11552.7#)*
0.125 THICKNESS	15.51	79.17

* 1/4" Checkered Floor Plate

GRATING

7.360 LBS PER SQ FT	276.10	2032.10

==========

TOTAL WEIGHT 132752.69 LBS

12.04

12.3 MATERIAL LISTING & WEIGHT - JACKET

BILL OF MATERIALS SUMMARY
U.S.NAVY ACMR PLATFORM 81 FT MLW JACKET 27-771-01 BILL OF MATERIALS & WEIGHT

NOMINAL DIMENSION	TOTAL LENGTH (FEET)	TOTAL WEIGHT (POUND)
PIPE		
48.000 O.D. X 1.750 WT	21.00	18169.88
47.500 O.D. X 1.500 WT	73.86	54480.52
47.000 O.D. X 1.250 WT	45.00	27510.37
45.500 O.D. X 0.500 WT	160.83	38694.06
24.000 O.D. X 0.875 WT	16.50	3569.08
20.000 O.D. X 1.250 WT	114.27	28630.32
20.000 O.D. X 0.875 WT	9.00	1610.03
20.000 O.D. X 0.750 WT	11.25	1736.31
20.000 O.D. X 0.625 WT	153.54	19875.86
18.000 O.D. X 0.500 WT	138.96	12998.11
16.000 O.D. X 1.000 WT	14.00	2244.60
16.000 O.D. X 0.750 WT	21.00	2567.63
16.000 O.D. X 0.625 WT	97.83	10049.62
16.000 O.D. X 0.500 WT	362.13	30001.89
12.750 O.D. X 0.375 WT	106.89	5302.69
10.750 O.D. X 0.365 WT	246.75	9998.49
8.625 O.D. X 0.500 WT	18.42	799.96
6.625 O.D. X 0.280 WT	58.75	1039.82
3.500 O.D. X 0.216 WT	22.50	170.62
2.875 O.D. X 0.375 WT	6.00	60.13
2.375 O.D. X 0.154 WT	274.50	1003.68

12.96

BILL OF MATERIALS SUMMARY
U.S.NAVY ACMR PLATFORM 81 FT MLW JACKET 27-771-01 BILL OF MATERIALS & WEIGHT

ANGLE		
4.000 X 6.000 X 0.375	24.00	294.77
PLATE		
2.000 THICKNESS	45.84	3743.80
1.500 THICKNESS	17.69	1083.45
1.375 THICKNESS	24.05	1350.47
1.250 THICKNESS	96.21	4910.79
1.125 THICKNESS	24.05	1104.93
1.000 THICKNESS	45.27	1848.34
0.750 THICKNESS	47.10	1442.48
0.625 THICKNESS	259.08	6611.92
0.500 THICKNESS	52.50	1071.87
0.375 THICKNESS	4.13	63.16
0.250 THICKNESS	1.70	17.33
GRATING		
7.360 LBS PER SQ FT	196.28	1444.63
TOTAL WEIGHT		295490.75 LBS

12/07

CREST OFFSHORE, INC.

Sheet 12.03 of

By JMS Client U.S. Navy Subject Design of 81' MLW Structure

Date 9-6-76 Job No. 27-771-94 Calculation

12.4 MATERIAL LISTING & WEIGHT - BOAT LANDING

BILL OF MATERIALS SUMMARY
U.S.NAVY ACMR PLATFORMS JACKET BOAT LANDING 27-771-01 BILL OF MATERIALS

NOMINAL DIMENSION	TOTAL LENGTH (FEET)	TOTAL WEIGHT (POUND)
PIPE		
12.750 O.D. X 0.843 WT	47.83	5132.74
10.750 O.D. X 0.500 WT	2.67	146.06
8.625 O.D. X 0.500 WT	137.91	5989.45
6.625 O.D. X 0.432 WT	272.53	7794.44
4.500 O.D. X 0.337 WT	71.50	1072.31
2.375 O.D. X 0.218 WT	3.33	16.74
1.900 O.D. X 0.281 WT	65.00	316.12
1.900 O.D. X 0.145 WT	75.00	204.03
CHANNELS		
C 12 X 20.70	2.50	51.75
C 6 X 8.20	16.00	131.20
ANGLE		
2.000 X 2.000 X 0.250	3.00	9.57
1.000 X 1.000 X 0.125	3.00	2.39

12,09

BILL OF MATERIALS SUMMARY
U.S.NAVY ACMR PLATFORMS JACKET BOAT LANDING 27-771-01 BILL OF MATERIALS

PLATE		
0.750 THICKNESS	64.94	1988.94
0.500 THICKNESS	9.72	198.45
GRATING		
7.360 LBS PER SQ FT	116.17	855.04
TOTAL WEIGHT		23909.20 LBS

12.10

12.5 MATERIAL LISTING & WEIGHT - BOAT FENDERS

BILL OF MATERIALS SUMMARY
U.S.NAVY ACMR PLATFORMS BARGE FENDERS 27-771-01 BILL OF MATERIALS & WEIGHT

NOMINAL DIMENSION	TOTAL LENGTH (FEET)	TOTAL WEIGHT (POUND)
PIPE		
18.000 O.D. X 0.750 WT	46.75	6465.68
16.000 O.D. X 0.750 WT	12.37	1512.95
PLATE		
1.000 THICKNESS	54.00	2205.00
0.750 THICKNESS	95.16	2914.21
0.500 THICKNESS	16.05	327.72
TOTAL WEIGHT		13425.55 LBS

12.12

CREST OFFSHORE, INC.

Sheet 12.13 of ____

By JMS Client U.S. Navy Subject Design of 81 MLW Structure

Date 9.6.76 Job No. 27-771-94 Calculation

12.6 MATERIAL LISTING & WEIGHT - PILING

BILL OF MATERIALS SUMMARY
U.S.NAVY ACMR PLATFORM JACKET PILING SITE 1 27-771-01 BILL OF MATERIALS

NOMINAL DIMENSION	TOTAL LENGTH (FEET)	TOTAL WEIGHT (POUND)
PIPE		
42.000 O.D. X 2.000 WT	459.00	392541.13
42.000 O.D. X 1.750 WT	126.00	94876.13
42.000 O.D. X 1.500 WT	399.00	259120.63
39.750 O.D. X 0.625 WT	72.00	18821.29
38.250 O.D. X 0.625 WT	24.00	6033.24
TOTAL WEIGHT		771392.31 LBS

APPENDIX A.1

ENVIRONMENTAL DATA

A.1 ENVIRONMENTAL DATA

GLENN'S WAVE DATA

TABLE 22: 50 YEAR STORM WIND, TIDE AND WAVE CHARACTERISTICS: 35°57'N, 75°16'W: SPECIFIED 81 FOOT CHART DEPTH: OFFSHORE KITTY HAWK, NORTH CAROLINA

Chart Depth	81.0 Ft.
Highest Astronomical Tide	4.5 Ft.
Storm Tide	4.0 Ft.
Total Tide	8.5 Ft.
Still Water Depth	89.5 Ft.
Height of Maximum Wave	60.3 Ft.
Period of Maximum Wave	13.6 Sec.
Crest Elevation of Maximum Wave Above Still Water Level	46.4 Ft.
Crest Elevation of Maximum Wave Above Chart Datum	54.9 Ft.
Crest Elevation of Maximum Wave Above Bottom	135.9 Ft.
Length of Maximum Wave	774.9 Ft.
1 Hour Wind	114 Mph
0.5 Hour Wind	120 Mph
1 Minute Wind	145 Mph
Maximum Instantaneous Gust	174 Mph

From July 7, 1975 Report

TABLE 23: 50 YEAR DESIGN CURRENT[1] VERSUS PERCENT OF DEPTH: 35°57'N, 75°16'W: SPECIFIED 81 FOOT CHART DEPTH: OFFSHORE KITTY HAWK, NORTH CAROLINA

Percent Of Depth	Current Speed (Ft/Sec.)
0%	4.3
10%	4.0
20%	3.6
30%	3.3
40%	3.0
50%	2.8
60%	2.5
70%	2.2
80%	1.9
90%	1.6
100%	0.8

NOTES: [1]Recommended Design Current To Be Considered Simultaneous With 50 Year Wave... See Text.

[2]Use Drag Coefficient, C_D = 0.68. For Combined Wave Current Velocities for 1.0 Ft. Diameter Pile. Use Conversion Factors In Table 21 For Other Diameters.

From July 7, 1975 Report

APPENDIX A.2

WAVE PROFILES

FIELD VARIABLES FOR WAVE: CREST:81 FT. DEPTH

WAVE PARAMETERS:
HEIGHT = 60.30 FT., PERIOD = 13.60 SECS., LENGTH = 803.60 FT.
WATER DEPTH = 89.50 FT.

PILE DIAMETER: 3.00 FT., BOTTOM CURRENT = 1.30 FT./SEC., SURFACE CURRENT = 4.30 FT./SEC.

All Pressures in PSF

6-25-76

Includes Modification for Effect of Free Surface

Revised Format

4-6 WAVE PROFILES

Dean's Wave for 81' MLW structure
with Free Surface Effects
Pressures at Crest and at +20' & -20'

WAVE: CREST:81 FT. DEPTH

X = (FT.)	-380.00	-360.00	-340.00	-320.00	-300.00	-280.00	-260.00	-240.00	-220.00
SURFACE ELEVATION (FT.)	76.92	77.03	77.19	77.41	77.74	78.19	78.78	79.53	80.53
SURFACE									
HOR. DRAG PRESS.	-8.63	-8.13	-7.73	-7.24	-6.32	-5.05	-3.76	-2.47	-1.11
HOR. INER PRESS.	-1.76	-1.78	-1.47	-2.69	-4.90	-6.25	-6.79	-8.71	-12.98
VER. DRAG PRESS.	-0.05	-0.14	-0.30	-0.62	-1.24	-2.16	-3.52	-5.89	-10.01
VER. INER PRESS.	3.82	3.14	4.21	6.21	7.29	7.79	9.77	13.71	17.60
ELEV = 130.00									
HOR. DRAG PRESS.	0.00	0.00	0.00	0.00	0.00	0.00	0.00	0.00	0.00
HOR. INER PRESS.	0.00	0.00	0.00	0.00	0.00	0.00	0.00	0.00	0.00
VER. DRAG PRESS.	0.00	0.00	0.00	0.00	0.00	0.00	0.00	0.00	0.00
VER. INER PRESS.	0.00	0.00	0.00	0.00	0.00	0.00	0.00	0.00	0.00
ELEV = 120.00									
HOR. DRAG PRESS.	0.00	0.00	0.00	0.00	0.00	0.00	0.00	0.00	0.00
HOR. INER PRESS.	0.00	0.00	0.00	0.00	0.00	0.00	0.00	0.00	0.00
VER. DRAG PRESS.	0.00	0.00	0.00	0.00	0.00	0.00	0.00	0.00	0.00
VER. INER PRESS.	0.00	0.00	0.00	0.00	0.00	0.00	0.00	0.00	0.00
ELEV = 110.00									
HOR. DRAG PRESS.	0.00	0.00	0.00	0.00	0.00	0.00	0.00	0.00	0.00
HOR. INER PRESS.	0.00	0.00	0.00	0.00	0.00	0.00	0.00	0.00	0.00
VER. DRAG PRESS.	0.00	0.00	0.00	0.00	0.00	0.00	0.00	0.00	0.00
VER. INER PRESS.	0.00	0.00	0.00	0.00	0.00	0.00	0.00	0.00	0.00
ELEV = 100.00									
HOR. DRAG PRESS.	0.00	0.00	0.00	0.00	0.00	0.00	0.00	0.00	0.00
HOR. INER PRESS.	0.00	0.00	0.00	0.00	0.00	0.00	0.00	0.00	0.00
VER. DRAG PRESS.	0.00	0.00	0.00	0.00	0.00	0.00	0.00	0.00	0.00
VER. INER PRESS.	0.00	0.00	0.00	0.00	0.00	0.00	0.00	0.00	0.00
ELEV = 90.00									
HOR. DRAG PRESS.	0.00	0.00	0.00	0.00	0.00	0.00	0.00	0.00	-1.11
HOR. INER PRESS.	0.00	0.00	0.00	0.00	0.00	0.00	0.00	0.00	-12.98
VER. DRAG PRESS.	0.00	0.00	0.00	0.00	0.00	0.00	0.00	0.00	-10.01
VER. INER PRESS.	0.00	0.00	0.00	0.00	0.00	0.00	0.00	0.00	17.60
ELEV = 80.00									
HOR. DRAG PRESS.	-8.63	-8.13	-7.73	-7.24	-6.32	-5.05	-3.76	-2.47	-1.10
HOR. INER PRESS.	-1.76	-1.78	-1.47	-2.69	-4.90	-6.25	-6.79	-8.71	-13.06
VER. DRAG PRESS.	-0.05	-0.14	-0.30	-0.62	-1.24	-2.16	-3.52	-5.89	-9.91
VER. INER PRESS.	3.82	3.14	4.21	6.21	7.29	7.79	9.77	13.71	17.45
ELEV = 70.00									

2

HOR. DRAG PRESS.	-9.52	-9.07	-8.58	-7.93	-6.91	-5.56	-4.08	-2.52	-0.98
HOR. INER PRESS.	-1.46	-1.83	-2.05	-2.25	-5.14	-6.67	-8.00	-10.42	-14.37
VER. DRAG PRESS.	-0.04	-0.12	-0.26	-0.54	-1.04	-1.81	-2.98	-4.90	-8.00
VER. INER PRESS.	3.55	3.23	4.07	5.53	6.56	7.38	9.17	12.06	14.87

ELEV = 60.00

HOR. DRAG PRESS.	-10.95	-10.49	-9.86	-9.01	-7.80	-6.27	-4.54	-2.71	-0.99
HOR. INER PRESS.	-1.25	-1.95	-2.61	-3.85	-5.55	-7.26	-9.10	-11.75	-15.46
VER. DRAG PRESS.	-0.03	-0.09	-0.21	-0.43	-0.81	-1.40	-2.33	-3.82	-6.15
VER. INER PRESS.	3.14	3.09	3.71	4.74	5.68	6.63	8.19	10.37	12.53

ELEV = 50.00

HOR. DRAG PRESS.	-12.54	-12.04	-11.29	-10.26	-8.87	-7.13	-5.14	-3.04	-1.11
HOR. INER PRESS.	-1.19	-2.07	-3.00	-4.31	-5.98	-7.82	-9.96	-12.75	-16.33
VER. DRAG PRESS.	-0.02	-0.07	-0.16	-0.31	-0.58	-1.01	-1.70	-2.78	-4.48
VER. INER PRESS.	2.69	2.76	3.23	4.00	4.80	5.72	7.01	8.67	10.33

ELEV = 40.00

HOR. DRAG PRESS.	-14.31	-13.76	-12.90	-11.70	-10.12	-8.16	-5.92	-3.59	-1.43
HOR. INER PRESS.	-1.18	-2.20	-3.29	-4.66	-6.36	-8.31	-10.63	-13.50	-17.00
VER. DRAG PRESS.	-0.01	-0.04	-0.10	-0.21	-0.39	-0.67	-1.12	-1.87	-3.14
VER. INER PRESS.	2.20	2.31	2.68	3.25	3.91	4.69	5.71	6.96	8.21

ELEV = 30.00

HOR. DRAG PRESS.	-16.28	-15.68	-14.71	-13.36	-11.59	-9.41	-6.90	-4.30	-1.94
HOR. INER PRESS.	-1.20	-2.30	-3.50	-4.94	-6.67	-8.71	-11.13	-14.05	-17.50
VER. DRAG PRESS.	-0.01	-0.03	-0.06	-0.12	-0.22	-0.39	-0.65	-1.08	-1.90
VER. INER PRESS.	1.68	1.79	2.06	2.47	2.97	3.58	4.34	5.24	6.13

ELEV = 20.00

HOR. DRAG PRESS.	-18.47	-17.82	-16.75	-15.25	-13.30	-10.89	-8.12	-5.16	-2.66
HOR. INER PRESS.	-1.22	-2.38	-3.64	-5.13	-6.90	-8.99	-11.48	-14.43	-17.84
VER. DRAG PRESS.	-0.00	-0.01	-0.03	-0.06	-0.10	-0.17	-0.29	-0.48	-0.83
VER. INER PRESS.	1.14	1.22	1.40	1.67	2.01	2.42	2.93	3.51	4.08

ELEV = 10.00

HOR. DRAG PRESS.	-20.90	-20.20	-19.04	-17.41	-15.28	-12.66	-9.61	-6.31	-3.52
HOR. INER PRESS.	-1.24	-2.42	-3.73	-5.24	-7.04	-9.16	-11.69	-14.65	-18.04
VER. DRAG PRESS.	-0.00	-0.00	-0.01	-0.01	-0.03	-0.04	-0.07	-0.12	-0.22
VER. INER PRESS.	0.58	0.62	0.71	0.84	1.01	1.22	1.47	1.76	2.04

ELEV = 0.00

HOR. DRAG PRESS.	0.00	-1.79	-1.69	-1.56	-1.38	-1.16	-0.90	-0.61	-0.35
HOR. INER PRESS.	0.00	-2.44	-3.76	-5.28	-7.08	-9.22	-11.75	-14.72	-18.11
VER. DRAG PRESS.	0.00	0.00	0.00	0.00	0.00	0.00	0.00	0.00	0.00
VER. INER PRESS.	0.00	0.00	0.00	0.00	0.00	0.00	0.00	0.00	0.00

WAVE: CREST:81 FT. DEPTH

**** X = (FT.)	-200.00	-180.00	-160.00	-140.00	-120.00	-100.00	-80.00	-60.00	-40.00
SURFACE = ELEVATION (FT.)	81.83	83.53	85.68	88.41	91.90	96.30	101.72	108.34	116.53
SURFACE									
HOR. DRAG PRESS.	-0.09	0.45	3.46	11.52	35.87	69.38	60.25	260.93	243.85
HOR. INER PRESS.	-17.94	-22.17	-27.30	-35.97	-47.63	-58.38	-66.60	-77.35	-94.80
VER. DRAG PRESS.	-16.37	-25.33	-38.18	-57.15	-82.81	-111.65	-139.95	-163.52	-172.26
VER. INER PRESS.	20.10	22.62	26.81	31.04	31.30	26.11	18.72	11.27	-4.29
ELEV = 130.00									
HOR. DRAG PRESS.	0.00	0.00	0.00	0.00	0.00	0.00	0.00	0.00	0.00
HOR. INER PRESS.	0.00	0.00	0.00	0.00	0.00	0.00	0.00	0.00	0.00
VER. DRAG PRESS.	0.00	0.00	0.00	0.00	0.00	0.00	0.00	0.00	0.00
VER. INER PRESS.	0.00	0.00	0.00	0.00	0.00	0.00	0.00	0.00	0.00
ELEV = 120.00									
HOR. DRAG PRESS.	0.00	0.00	0.00	0.00	0.00	0.00	0.00	0.00	243.85
HOR. INER PRESS.	0.00	0.00	0.00	0.00	0.00	0.00	0.00	0.00	-94.80
VER. DRAG PRESS.	0.00	0.00	0.00	0.00	0.00	0.00	0.00	0.00	-172.26
VER. INER PRESS.	0.00	0.00	0.00	0.00	0.00	0.00	0.00	0.00	-4.29
ELEV = 110.00									
HOR. DRAG PRESS.	0.00	0.00	0.00	0.00	0.00	0.00	60.25	260.93	544.92
HOR. INER PRESS.	0.00	0.00	0.00	0.00	0.00	0.00	-66.60	-77.35	-61.82
VER. DRAG PRESS.	0.00	0.00	0.00	0.00	0.00	0.00	-139.95	-163.52	-127.53
VER. INER PRESS.	0.00	0.00	0.00	0.00	0.00	0.00	18.72	11.27	-14.48
ELEV = 100.00									
HOR. DRAG PRESS.	0.00	0.00	0.00	0.00	35.87	69.38	141.87	257.07	413.95
HOR. INER PRESS.	0.00	0.00	0.00	0.00	-47.63	-58.38	-65.54	-69.23	-65.58
VER. DRAG PRESS.	0.00	0.00	0.00	0.00	-82.81	-111.65	-132.35	-120.15	-81.76
VER. INER PRESS.	0.00	0.00	0.00	0.00	31.30	26.11	17.30	2.00	-22.45
ELEV = 90.00									
HOR. DRAG PRESS.	-0.09	0.45	3.46	11.52	30.69	68.82	131.02	220.68	331.22
HOR. INER PRESS.	-17.94	-22.17	-27.30	-35.97	-47.07	-55.11	-59.18	-59.87	-53.06
VER. DRAG PRESS.	-16.37	-25.33	-38.18	-57.15	-78.52	-92.22	-94.84	-82.50	-53.07
VER. INER PRESS.	20.10	22.62	26.81	31.04	29.74	21.56	10.28	-4.76	-25.02
ELEV = 80.00									
HOR. DRAG PRESS.	-0.08	0.54	4.02	13.22	32.82	67.98	121.88	195.73	280.91
HOR. INER PRESS.	-18.10	-22.63	-28.17	-35.99	-44.34	-50.39	-53.01	-51.60	-43.46
VER. DRAG PRESS.	-15.74	-23.44	-33.48	-45.97	-58.69	-67.12	-66.94	-56.12	-34.61
VER. INER PRESS.	19.59	21.59	24.28	25.55	22.73	15.57	5.22	-8.31	-24.68
ELEV = 70.00									

4

HOR. DRAG PRESS.	-0.03	0.77	4.78	14.52	33.66	65.87	112.93	173.35	0.10
HOR. INER PRESS.	-18.98	-23.67	-22.06	-3[illegible]	-41.88	-46.22	-47.43	-48.63	6.12
VER. DRAG PRESS.	-12.46	-18.35	-25.79	-3[illegible]	-42.78	-47.75	-46.49	-37.62	22.47
VER. INER PRESS.	16.87	18.57	20.13	[illegible]3	17.28	10.96	1.83	-9.77	-22.78
ELEV = 60.00									
HOR. DRAG PRESS.	-0.02	0.91	5.21	15.11	33.47	62.86	104.04	154.38	207.16
HOR. INER PRESS.	-19.79	-24.38	-29.41	-34.81	-39.65	-42.58	-42.62	-38.93	-30.52
VER. DRAG PRESS.	-9.45	-13.75	-19.02	-24.86	-30.12	-32.90	-31.36	-24.72	-14.36
VER. INER PRESS.	14.23	15.56	16.40	15.88	13.01	7.52	-0.28	-9.88	-20.07
ELEV = 50.00									
HOR. DRAG PRESS.	-0.02	0.93	5.30	15.08	32.47	59.29	95.55	138.35	180.95
HOR. INER PRESS.	-20.45	-24.86	-29.47	-34.00	-37.69	-39.51	-38.62	-34.38	-26.27
VER. DRAG PRESS.	-6.76	-9.73	-13.25	-17.00	-20.18	-21.64	-20.26	-15.66	-8.89
VER. INER PRESS.	11.69	12.67	13.06	12.26	9.65	5.02	-1.41	-9.11	-16.96
ELEV = 40.00									
HOR. DRAG PRESS.	-0.06	0.83	5.09	14.53	30.89	55.41	87.67	124.70	160.55
HOR. INER PRESS.	-20.96	-25.16	-29.37	-33.22	-36.03	-36.99	-35.42	-30.86	-23.09
VER. DRAG PRESS.	-4.71	-6.35	-8.42	-10.76	-12.56	-13.26	-12.22	-9.31	-5.21
VER. INER PRESS.	9.24	9.93	10.05	9.20	6.98	3.24	-1.85	-7.78	-13.66
ELEV = 30.00									
HOR. DRAG PRESS.	-0.16	0.68	4.62	13.56	28.90	51.43	80.51	113.21	144.23
HOR. INER PRESS.	-21.34	-25.33	-29.21	-32.54	-34.71	-35.04	-32.98	-28.24	-20.79
VER. DRAG PRESS.	-3.06	-3.90	-4.83	-6.01	-6.92	-7.21	-6.57	-4.95	-2.74
VER. INER PRESS.	6.87	7.32	7.31	6.57	4.82	1.99	-1.78	-6.10	-10.29
ELEV = 20.00									
HOR. DRAG PRESS.	-0.41	0.49	3.94	12.27	24.60	47.45	74.12	103.68	131.37
HOR. INER PRESS.	-21.59	-25.43	-29.06	-32.02	-33.75	-33.65	-31.27	-26.43	-19.23
VER. DRAG PRESS.	-1.53	-2.11	-2.18	-2.67	-3.04	-3.13	-2.83	-2.11	-1.16
VER. INER PRESS.	4.55	4.82	4.77	4.22	3.03	1.13	-1.37	-4.19	-6.89
ELEV = 10.00									
HOR. DRAG PRESS.	-0.84	0.20	3.46	10.74	24.09	43.61	68.48	95.93	121.46
HOR. INER PRESS.	-21.73	-25.48	-28.95	-31.70	-33.16	-32.81	-30.26	-25.37	-18.33
VER. DRAG PRESS.	-0.38	-0.55	-0.61	-0.67	-0.76	-0.77	-0.70	-0.52	-0.28
VER. INER PRESS.	2.27	2.40	2.36	2.07	1.46	0.50	-0.74	-2.14	-3.46
ELEV = 0.00									
HOR. DRAG PRESS.	-0.12	0.00	0.22	0.71	1.68	3.13	4.98	7.04	8.95
HOR. INER PRESS.	-21.77	-25.49	-28.91	-31.59	-32.97	-32.53	-29.92	-25.02	-18.03
VER. DRAG PRESS.	0.00	0.00	0.00	0.00	0.00	0.00	0.00	0.00	0.00
VER. INER PRESS.	0.00	0.00	0.00	0.00	0.00	0.00	0.00	0.00	0.00

WAVE: CREST:81 FT. DEPTH

**** X = (FT.)	-20.00	0.00	20.00	40.00	60.00	80.00	100.00	120.00	140.00
SURFACE ELEVATION (FT.)	126.99	137.17	126.99	116.53	108.34	101.72	96.30	91.90	88.41
SURFACE									
HOR. DRAG PRESS.	357.60	537.17	357.60	243.85	260.93	60.25	69.38	35.87	11.52
HOR. INER PRESS.	-96.99	0.00	96.99	94.80	77.35	66.60	58.38	47.63	35.97
VER. DRAG PRESS.	-120.41	0.00	120.41	172.26	163.52	139.95	111.65	82.81	57.15
VER. INER PRESS.	-38.65	-52.66	-38.65	-4.29	11.27	18.72	26.11	31.30	31.04
ELEV = 130.00									
HOR. DRAG PRESS.	357.60	784.13	357.60	0.00	0.00	0.00	0.00	0.00	0.00
HOR. INER PRESS.	-96.99	0.00	96.99	0.00	0.00	0.00	0.00	0.00	0.00
VER. DRAG PRESS.	-120.41	0.00	120.41	0.00	0.00	0.00	0.00	0.00	0.00
VER. INER PRESS.	-38.65	-72.59	-38.65	0.00	0.00	0.00	0.00	0.00	0.00
ELEV = 120.00									
HOR. DRAG PRESS.	665.08	1047.95	665.08	243.85	0.00	0.00	0.00	0.00	0.00
HOR. INER PRESS.	-77.05	0.00	77.05	94.80	0.00	0.00	0.00	0.00	0.00
VER. DRAG PRESS.	-79.42	0.00	79.42	172.26	0.00	0.00	0.00	0.00	0.00
VER. INER PRESS.	-49.08	-76.98	-49.08	-4.29	0.00	0.00	0.00	0.00	0.00
ELEV = 110.00									
HOR. DRAG PRESS.	860.85	948.24	860.85	544.92	260.93	60.25	0.00	0.00	0.00
HOR. INER PRESS.	-56.45	0.00	56.45	81.82	77.35	66.60	0.00	0.00	0.00
VER. DRAG PRESS.	-45.85	0.00	45.85	127.53	163.52	139.95	0.00	0.00	0.00
VER. INER PRESS.	-52.60	-71.25	-52.60	-14.48	11.27	18.72	0.00	0.00	0.00
ELEV = 100.00									
HOR. DRAG PRESS.	554.84	604.96	554.84	413.95	257.07	141.87	69.38	35.87	0.00
HOR. INER PRESS.	-42.35	0.00	42.35	65.58	69.23	65.54	58.38	47.63	0.00
VER. DRAG PRESS.	-27.60	0.00	27.60	81.76	120.15	132.35	111.65	82.81	0.00
VER. INER PRESS.	-50.07	-62.73	-50.07	-22.45	2.00	17.30	26.11	31.30	0.00
ELEV = 90.00									
HOR. DRAG PRESS.	432.92	475.82	432.92	331.22	220.68	131.02	68.82	30.69	11.52
HOR. INER PRESS.	-32.55	0.00	32.55	53.06	59.87	59.18	55.11	47.07	35.97
VER. DRAG PRESS.	-17.10	0.00	17.10	53.07	82.50	94.84	92.22	78.52	57.15
VER. INER PRESS.	-45.19	-53.94	-45.19	-25.02	-4.76	10.28	21.56	29.74	31.04
ELEV = 80.00									
HOR. DRAG PRESS.	354.28	384.06	354.28	280.91	195.73	121.88	67.98	32.82	13.22
HOR. INER PRESS.	-25.62	0.00	25.62	43.46	51.60	53.01	50.39	44.34	35.99
VER. DRAG PRESS.	-10.77	0.00	10.77	34.61	56.12	66.94	67.12	58.69	45.97
VER. INER PRESS.	-39.54	-45.72	-39.54	-24.68	-8.31	5.22	15.57	22.73	25.55

ELEV = 70.00

HOR. DRAG PRESS.	294.77	316.30	294.77	240.10	173.35	112.93	65.87	33.66	14.52
HOR. INER PRESS.	-20.64	0.00	20.64	12	44.63	47.43	46.22	41.88	35.53
VER. DRAG PRESS.	-6.82	0.00	6.82	47	37.62	46.49	47.75	42.78	34.46
VER. INER PRESS.	-33.83	-38.26	-33.83	.78	-9.77	1.83	10.96	17.28	20.23
ELEV = 60.00									
HOR. DRAG PRESS.	249.20	265.37	249.20	207.18	154.38	104.04	62.86	33.47	15.11
HOR. INER PRESS.	-17.01	0.00	17.01	30.52	38.93	42.62	42.58	39.65	34.81
VER. DRAG PRESS.	-4.27	0.00	4.27	14.36	24.72	31.36	32.90	30.12	24.86
VER. INER PRESS.	-28.31	-31.53	-28.31	-20.07	-9.88	-0.28	7.52	13.01	15.88
ELEV = 50.00									
HOR. DRAG PRESS.	214.03	226.64	214.03	180.95	138.35	95.55	59.29	32.47	15.08
HOR. INER PRESS.	-14.36	0.00	14.36	26.27	34.38	38.62	39.51	37.69	34.00
VER. DRAG PRESS.	-2.61	0.00	2.61	8.89	15.66	20.26	21.64	20.18	17.00
VER. INER PRESS.	-23.07	-25.41	-23.07	-16.96	-9.11	-1.41	5.02	9.65	12.26
ELEV = 40.00									
HOR. DRAG PRESS.	187.1[illegible]	197.02	187.13	160.55	124.70	87.67	55.41	30.89	14.53
HOR. INER PRESS.	-12.[illegible]	0.00	12.43	23.09	30.86	35.42	36.99	36.03	33.22
VER. DRAG PRESS.	-1.51	0.00	1.51	5.21	9.31	12.22	13.26	12.56	10.76
VER. INER PRESS.	-18.12	-19.80	-18.12	-13.66	-7.78	-1.85	3.24	6.98	9.20
ELEV = 30.00									
HOR. DRAG PRESS.	166.85	175.19	166.85	144.23	113.21	80.51	51.43	28.90	13.56
HOR. INER PRESS.	-11.06	0.00	11.06	20.79	28.24	32.98	35.04	34.71	32.54
VER. DRAG PRESS.	-0.79	0.00	0.79	2.74	4.95	6.57	7.21	6.92	6.01
VER. INER PRESS.	-13.41	-14.57	-13.41	-10.29	-6.10	-1.78	1.99	4.82	6.57
ELEV = 20.00									
HOR. DRAG PRESS.	151.33	158.64	151.33	131.37	103.68	74.12	47.45	26.60	12.27
HOR. INER PRESS.	-10.15	0.00	10.15	19.23	26.43	31.27	33.65	33.75	32.02
VER. DRAG PRESS.	-0.33	0.00	0.33	1.16	2.11	2.83	3.13	3.04	2.67
VER. INER PRESS.	-8.87	-9.60	-8.87	-6.89	-4.19	-1.37	1.13	3.03	4.22
ELEV = 10.00									
HOR. DRAG PRESS.	139.78	146.46	139.78	121.46	95.93	68.48	43.61	24.09	10.74
HOR. INER PRESS.	-9.62	0.00	9.62	18.33	25.37	30.26	32.81	33.16	31.70
VER. DRAG PRESS.	-0.08	0.00	0.08	0.28	0.52	0.70	0.77	0.76	0.67
VER. INER PRESS.	-4.43	-4.78	-4.43	-3.46	-2.14	-0.74	0.50	1.46	2.07
ELEV = 0.00									
HOR. DRAG PRESS.	10.33	10.83	10.33	8.95	7.04	4.98	3.13	1.68	0.71
HOR. INER PRESS.	-9.45	0.00	9.45	18.03	25.02	29.92	32.53	32.97	31.59
VER. DRAG PRESS.	0.00	0.00	0.00	0.00	0.00	0.00	0.00	0.00	0.00
VER. INER PRESS.	0.00	0.00	0.00	0.00	0.00	0.00	0.00	0.00	0.00

WAVE: CREST:81 FT. DEPTH

**** X = (FT.)	160.00	180.00	200.00	220.00	240.00	260.00	280.00	300.00	320.00
SURFACE = ELEVATION (FT.)	85.68	83.53	81.83	80.53	79.53	78.78	78.19	77.74	77.41
SURFACE									
HOR. DRAG PRESS.	3.46	0.45	-0.09	-1.11	-2.47	-3.76	-5.05	-6.32	-7.24
HOR. INER PRESS.	27.30	22.17	17.94	12.98	8.71	6.79	6.25	4.90	2.69
VER. DRAG PRESS.	38.18	25.33	16.37	10.01	5.89	3.52	2.16	1.24	0.62
VER. INER PRESS.	26.81	22.62	20.10	17.60	13.71	9.77	7.79	7.29	6.21
ELEV = 130.00									
HOR. DRAG PRESS.	0.00	0.00	0.00	0.00	0.00	0.00	0.00	0.00	0.00
HOR. INER PRESS.	0.00	0.00	0.00	0.00	0.00	0.00	0.00	0.00	0.00
VER. DRAG PRESS.	0.00	0.00	0.00	0.00	0.00	0.00	0.00	0.00	0.00
VER. INER PRESS.	0.00	0.00	0.00	0.00	0.00	0.00	0.00	0.00	0.00
ELEV = 120.00									
HOR. DRAG PRESS.	0.00	0.00	0.00	0.00	0.00	0.00	0.00	0.00	0.00
HOR. INER PRESS.	0.00	0.00	0.00	0.00	0.00	0.00	0.00	0.00	0.00
VER. DRAG PRESS.	0.00	0.00	0.00	0.00	0.00	0.00	0.00	0.00	0.00
VER. INER PRESS.	0.00	0.00	0.00	0.00	0.00	0.00	0.00	0.00	0.00
ELEV = 110.00									
HOR. DRAG PRESS.	0.00	0.00	0.00	0.00	0.00	0.00	0.00	0.00	0.00
HOR. INER PRESS.	0.00	0.00	0.00	0.00	0.00	0.00	0.00	0.00	0.00
VER. DRAG PRESS.	0.00	0.00	0.00	0.00	0.00	0.00	0.00	0.00	0.00
VER. INER PRESS.	0.00	0.00	0.00	0.00	0.00	0.00	0.00	0.00	0.00
ELEV = 100.00									
HOR. DRAG PRESS.	0.00	0.00	0.00	0.00	0.00	0.00	0.00	0.00	0.00
HOR. INER PRESS.	0.00	0.00	0.00	0.00	0.00	0.00	0.00	0.00	0.00
VER. DRAG PRESS.	0.00	0.00	0.00	0.00	0.00	0.00	0.00	0.00	0.00
VER. INER PRESS.	0.00	0.00	0.00	0.00	0.00	0.00	0.00	0.00	0.00
ELEV = 90.00									
HOR. DRAG PRESS.	3.46	0.45	-0.09	-1.11	0.00	0.00	0.00	0.00	0.00
HOR. INER PRESS.	27.30	22.17	17.94	12.98	0.00	0.00	0.00	0.00	0.00
VER. DRAG PRESS.	38.18	25.33	16.37	10.01	0.00	0.00	0.00	0.00	0.00
VER. INER PRESS.	26.81	22.62	20.10	17.60	0.00	0.00	0.00	0.00	0.00
ELEV = 80.00									
HOR. DRAG PRESS.	4.02	0.54	-0.08	-1.10	-2.47	-3.76	-5.05	-6.32	-7.24
HOR. INER PRESS.	28.17	22.63	18.10	13.06	8.71	6.79	6.25	4.90	2.69
VER. DRAG PRESS.	33.48	23.44	15.74	9.91	5.89	3.52	2.16	1.24	0.62
VER. INER PRESS.	24.28	21.59	19.59	17.45	13.71	9.77	7.79	7.29	6.21

ELEV = 70.00

HOR. DRAG PRESS.	4.78	0.77	-0.03	-0.98	-2.52	-4.08	-5.56	-6.91	-7.93
HOR. INER PRESS.	29.06	23.67	18.98	15.37	10.42	8.00	6.67	5.14	3.25
VER. DRAG PRESS.	25.79	18.35	12.46	7.50	4.90	2.98	1.81	1.04	0.54
VER. INER PRESS.	20.13	18.57	16.87	14.87	12.06	9.17	7.38	6.56	5.53

ELEV = 60.00

HOR. DRAG PRESS.	5.21	0.91	-0.02	-0.99	-2.71	-4.54	-6.27	-7.80	-9.01
HOR. INER PRESS.	29.41	24.38	19.79	15.46	11.75	9.10	7.26	5.55	3.85
VER. DRAG PRESS.	19.09	13.75	9.45	6.15	3.82	2.33	1.40	0.81	0.43
VER. INER PRESS.	16.40	15.56	14.23	12.53	10.37	8.19	6.63	5.68	4.74

ELEV = 50.00

HOR. DRAG PRESS.	5.30	0.93	-0.02	-1.11	-3.04	-5.14	-7.13	-8.87	-10.26
HOR. INER PRESS.	29.47	24.86	20.45	16.33	12.75	9.96	7.89	5.98	4.31
VER. DRAG PRESS.	13.25	9.73	6.76	4.48	2.78	1.70	1.01	0.58	0.31
VER. INER PRESS.	13.06	12.67	11.69	10.33	8.67	7.01	5.72	4.80	4.00

ELEV = 40.00

HOR. DRAG PRESS.	5.09	0.83	-0.06	-1.43	-3.59	-5.92	-8.16	-10.12	-11.70
HOR. INER PRESS.	29.37	25.16	20.96	17.00	13.50	10.63	8.31	6.36	4.66
VER. DRAG PRESS.	8.52	6.35	4.71	3.14	1.87	1.12	0.67	0.39	0.21
VER. INER PRESS.	10.05	9.93	9.24	8.21	6.96	5.71	4.69	3.91	3.25

ELEV = 30.00

HOR. DRAG PRESS.	4.62	0.68	-0.16	-1.94	-4.30	-6.90	-9.41	-11.59	-13.36
HOR. INER PRESS.	29.21	25.33	21.34	17.50	14.05	11.13	8.71	6.67	4.94
VER. DRAG PRESS.	4.83	3.90	3.06	1.90	1.08	0.65	0.39	0.22	0.12
VER. INER PRESS.	7.31	7.32	6.87	6.13	5.24	4.34	3.58	2.97	2.47

ELEV = 20.00

HOR. DRAG PRESS.	3.94	0.49	-0.41	-2.66	-5.16	-8.12	-10.89	-13.30	-15.25
HOR. INER PRESS.	29.06	25.43	21.59	17.84	14.43	11.48	8.99	6.90	5.13
VER. DRAG PRESS.	2.18	2.11	1.53	0.88	0.48	0.29	0.17	0.10	0.06
VER. INER PRESS.	4.77	4.82	4.55	4.08	3.51	2.93	2.42	2.01	1.67

ELEV = 10.00

HOR. DRAG PRESS.	3.46	0.20	-0.84	-3.52	-6.31	-9.61	-12.66	-15.28	-17.41
HOR. INER PRESS.	28.95	25.48	21.73	18.04	14.65	11.69	9.16	7.04	5.24
VER. DRAG PRESS.	0.61	0.55	0.38	0.22	0.12	0.07	0.04	0.03	0.01
VER. INER PRESS.	2.36	2.40	2.27	2.04	1.76	1.47	1.22	1.01	0.84

ELEV = 0.00

HOR. DRAG PRESS.	0.22	0.00	-0.12	-0.35	-0.61	-0.90	-1.16	-1.38	-1.56
HOR. INER PRESS.	28.91	25.49	21.77	18.11	14.72	11.75	9.22	7.08	5.28
VER. DRAG PRESS.	0.00	0.00	0.00	0.00	0.00	0.00	0.00	0.00	0.00
VER. INER PRESS.	0.00	0.00	0.00	0.00	0.00	0.00	0.00	0.00	0.00

WAVE: CREST:81 FT. DEPTH:

**** X =	340.00	360.00	380.00	400.00
SURFACE =	77.19	77.03	76.92	76.88
SURFACE				
HOR. DRAG PRESS.	-7.73	-8.13	-8.63	-8.91
HOR. INER PRESS.	1.47	1.78	1.76	0.19
VER. DRAG PRESS.	0.30	0.14	0.05	0.00
VER. INER PRESS.	4.21	3.14	3.82	4.61
ELEV = 130.00				
HOR. DRAG PRESS.	0.00	0.00	0.00	0.00
HOR. INER PRESS.	0.00	0.00	0.00	0.00
VER. DRAG PRESS.	0.00	0.00	0.00	0.00
VER. INER PRESS.	0.00	0.00	0.00	0.00
ELEV = 120.00				
HOR. DRAG PRESS.	0.00	0.00	0.00	0.00
HOR. INER PRESS.	0.00	0.00	0.00	0.00
VER. DRAG PRESS.	0.00	0.00	0.00	0.00
VER. INER PRESS.	0.00	0.00	0.00	0.00
ELEV = 110.00				
HOR. DRAG PRESS.	0.00	0.00	0.00	0.00
HOR. INER PRESS.	0.00	0.00	0.00	0.00
VER. DRAG PRESS.	0.00	0.00	0.00	0.00
VER. INER PRESS.	0.00	0.00	0.00	0.00
ELEV = 100.00				
HOR. DRAG PRESS.	0.00	0.00	0.00	0.00
HOR. INER PRESS.	0.00	0.00	0.00	0.00
VER. DRAG PRESS.	0.00	0.00	0.00	0.00
VER. INER PRESS.	0.00	0.00	0.00	0.00
ELEV = 90.00				
HOR. DRAG PRESS.	0.00	0.00	0.00	0.00
HOR. INER PRESS.	0.00	0.00	0.00	0.00
VER. DRAG PRESS.	0.00	0.00	0.00	0.00
VER. INER PRESS.	0.00	0.00	0.00	0.00
ELEV = 80.00				
HOR. DRAG PRESS.	-7.73	-8.13	-8.63	-8.91
HOR. INER PRESS.	1.47	1.78	1.76	0.19
VER. DRAG PRESS.	0.30	0.14	0.05	0.00
VER. INER PRESS.	4.21	3.14	3.82	4.61
ELEV = 70.00				
HOR. DRAG PRESS.	-8.58	-9.07	-9.52	-9.76
HOR. INER PRESS.	2.05	1.83	1.46	0.15

VER. DRAG PRESS.	0.24	0.12	0.04	0.00
VER. INER PRESS.	3.07	3.23	3.55	3.91

ELEV = 60.00

HOR. DRAG PRESS.	-9.86	-10.49	-10.95	-11.16
HOR. INER PRESS.	2.61	1.95	1.25	0.12
VER. DRAG PRESS.	0.21	0.09	0.03	0.00
VER. INER PRESS.	3.71	3.09	3.14	3.32

ELEV = 50.00

HOR. DRAG PRESS.	-11.29	-12.04	-12.54	-12.74
HOR. INER PRESS.	3.00	2.07	1.19	0.10
VER. DRAG PRESS.	0.16	0.07	0.02	0.00
VER. INER PRESS.	3.23	2.76	2.69	2.74

ELEV = 40.00

HOR. DRAG PRESS.	-12.90	-13.76	-14.31	-14.52
HOR. INER PRESS.	3.29	2.20	1.18	0.10
VER. DRAG PRESS.	0.10	0.04	0.01	0.00
VER. INER PRESS.	2.68	2.31	2.20	2.20

ELEV = 30.00

HOR. DRAG PRESS.	-14.71	-15.68	-16.28	-16.50
HOR. INER PRESS.	3.50	2.30	1.20	0.10
VER. DRAG PRESS.	0.06	0.03	0.01	0.00
VER. INER PRESS.	2.06	1.79	1.68	1.67

ELEV = 20.00

HOR. DRAG PRESS.	-16.75	-17.82	-18.47	-18.71
HOR. INER PRESS.	3.64	2.38	1.22	0.10
VER. DRAG PRESS.	0.03	0.01	0.00	0.00
VER. INER PRESS.	1.40	1.22	1.14	1.12

ELEV = 10.00

HOR. DRAG PRESS.	-19.04	-20.20	-20.90	-21.17
HOR. INER PRESS.	3.73	2.42	1.24	0.10
VER. DRAG PRESS.	0.01	0.00	0.00	0.00
VER. INER PRESS.	0.71	0.62	0.58	0.57

ELEV = 0.00

HOR. DRAG PRESS.	-1.69	-1.79	-1.85	-1.87
HOR. INER PRESS.	3.76	2.44	1.25	0.10
VER. DRAG PRESS.	0.00	0.00	0.00	0.00
VER. INER PRESS.	0.00	0.00	0.00	0.00

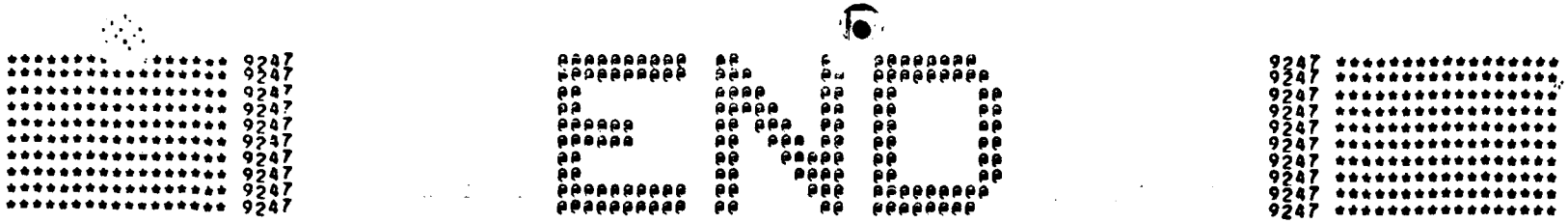

12

Free Surface Effects Included

6-24-76

FIELD VARIABLES FOR WAVE: CREST=85 FT. DEPTH

WAVE PARAMETERS: HEIGHT = 60.30 FT.. PERIOD = 13.60 SECS.. LENGTH = 303.60 FT.
WATER DEPTH = 89.50 FT.

PILE DIAMETER: 3.00 FT.. BOTTOM CURRENT = 1.30 FT./SEC.. SURFACE CURRENT = 4.30 FT./SEC.

A

WAVE: CREST=85 FT. DEPTH

**** X = (FT.)	-490.00	-370.00	-350.00	-330.00	-310.00	-290.00	-270.00	-250.00	-230.00
SURFACE ELEVATION (FT.)	76.19	76.97	77.10	77.29	77.57	77.95	78.47	79.13	79.99
SURFACE									
HOR. DRAG PRESS.	-9.33	-8.38	-7.92	-7.53	-6.84	-5.71	-4.40	-3.12	-1.79
HOR. INER PRESS.	-1.13	-1.04	-1.52	-1.66	-3.80	-5.75	-6.50	-7.44	-10.61
VER. DRAG PRESS.	-0.02	-0.09	-0.21	-0.43	-0.89	-1.66	-2.76	-4.53	-7.69
VER. INER PRESS.	3.34	3.32	3.45	5.23	6.91	7.48	8.49	11.59	15.80
FLEV = 12.00									
HOR. DRAG PRESS.	0.00	0.00	0.00	0.00	0.00	0.00	0.00	0.00	0.00
HOR. INER PRESS.	0.00	0.00	0.00	0.00	0.00	0.00	0.00	0.00	0.00
VER. DRAG PRESS.	0.00	0.00	0.00	0.00	0.00	0.00	0.00	0.00	0.00
VER. INER PRESS.	0.00	0.00	0.00	0.00	0.00	0.00	0.00	0.00	0.00
FLEV = 12.00									
HOR. DRAG PRESS.	0.00	0.00	0.00	0.00	0.00	0.00	0.00	0.00	0.00
HOR. INER PRESS.	0.00	0.00	0.00	0.00	0.00	0.00	0.00	0.00	0.00
VER. DRAG PRESS.	0.00	0.00	0.00	0.00	0.00	0.00	0.00	0.00	0.00
VER. INER PRESS.	0.00	0.00	0.00	0.00	0.00	0.00	0.00	0.00	0.00
FLEV = 11.00									
HOR. DRAG PRESS.	0.00	0.00	0.00	0.00	0.00	0.00	0.00	0.00	0.00
HOR. INER PRESS.	0.00	0.00	0.00	0.00	0.00	0.00	0.00	0.00	0.00
VER. DRAG PRESS.	0.00	0.00	0.00	0.00	0.00	0.00	0.00	0.00	0.00
VER. INER PRESS.	0.00	0.00	0.00	0.00	0.00	0.00	0.00	0.00	0.00
FLEV = 10.00									
HOR. DRAG PRESS.	0.00	0.00	0.00	0.00	0.00	0.00	0.00	0.00	0.00
HOR. INER PRESS.	0.00	0.00	0.00	0.00	0.00	0.00	0.00	0.00	0.00
VER. DRAG PRESS.	0.00	0.00	0.00	0.00	0.00	0.00	0.00	0.00	0.00
VER. INER PRESS.	0.00	0.00	0.00	0.00	0.00	0.00	0.00	0.00	0.00
FLEV = 9.00									
HOR. DRAG PRESS.	0.00	0.00	0.00	0.00	0.00	0.00	0.00	0.00	0.00
HOR. INER PRESS.	0.00	0.00	0.00	0.00	0.00	0.00	0.00	0.00	0.00
VER. DRAG PRESS.	0.00	0.00	0.00	0.00	0.00	0.00	0.00	0.00	0.00
VER. INER PRESS.	0.00	0.00	0.00	0.00	0.00	0.00	0.00	0.00	0.00
FLEV = 80.00									
HOR. DRAG PRESS.	-9.33	-8.38	-7.92	-7.53	-6.84	-5.71	-4.40	-3.12	-1.79
HOR. INER PRESS.	-1.13	-1.04	-1.52	-1.66	-3.80	-5.75	-6.50	-7.44	-10.61
VER. DRAG PRESS.	-0.02	-0.09	-0.21	-0.43	-0.89	-1.66	-2.76	-4.53	-7.69
VER. INER PRESS.	3.34	3.32	3.45	5.23	6.91	7.48	8.49	11.59	15.80

FLEV = 70.00

HOR. [illegible] PRESS.	-9.60	-9.31	-8.83	-8.29	-7.47	-6.26	-4.83	-3.31	-1.73
HOR. [illegible] PRESS.	-3.60	-1.75	-1.87	-1.51	-4.19	-5.99	-7.29	-9.01	12.24
VER. [illegible] PRESS.	-0.01	-0.07	-0.18	-.38	-0.76	-1.39	-2.33	-3.82	-6.28
VER. [illegible] PRESS.	3.45	3.29	3.50	.80	6.13	6.92	8.10	10.54	13.55
ELEV = 45.00									
HOR. [illegible] PRESS.	-11.09	-10.74	-10.12	-9.47	-8.45	-7.07	-5.43	-3.63	-1.80
HOR. [illegible] PRESS.	-3.73	-1.65	-2.23	-3.14	-4.67	-6.42	-8.12	-10.29	-13.49
VER. [illegible] PRESS.	-0.01	-0.06	-0.14	-0.30	-0.59	-1.07	-1.81	-2.98	-4.87
VER. [illegible] PRESS.	3.26	3.05	3.31	4.21	5.24	6.12	7.31	9.23	11.49
ELEV = 51.00									
HOR. [illegible] PRESS.	-12.53	-12.32	-11.70	-10.82	-9.61	-8.04	-6.16	-4.09	-2.03
HOR. [illegible] PRESS.	-3.67	-1.65	-2.51	-3.60	-5.11	-6.88	-8.63	-11.25	-14.45
VER. [illegible] PRESS.	-0.01	-0.05	-0.11	-0.22	-0.43	-0.78	-1.32	-2.18	-3.56
VER. [illegible] PRESS.	2.72	2.68	2.94	3.60	4.40	5.23	6.30	7.81	9.53
ELEV = 48.00									
HOR. [illegible] PRESS.	-14.06	-14.07	-13.37	-12.35	-10.96	-9.18	-7.07	-4.73	-2.49
HOR. [illegible] PRESS.	-3.65	-1.69	-2.72	-3.93	-5.47	-7.30	-9.41	-11.98	-15.18
VER. [illegible] PRESS.	-0.00	-0.03	-0.07	-0.15	-0.29	-0.51	-0.87	-1.44	-2.44
VER. [illegible] PRESS.	2.00	2.23	2.46	2.94	3.57	4.27	5.16	6.32	7.60
ELEV = 39.00									
HOR. [illegible] PRESS.	-15.44	-16.02	-15.24	-14.09	-12.52	-10.54	-8.19	-5.56	-3.12
HOR. [illegible] PRESS.	-3.65	-1.75	-2.88	-4.18	-5.76	-7.65	-9.86	-12.52	-15.72
VER. [illegible] PRESS.	-0.00	-0.01	-0.04	-0.09	-0.17	-0.30	-0.50	-0.83	-1.44
VER. [illegible] PRESS.	1.47	1.72	1.90	2.25	2.71	3.26	3.94	4.78	5.70
ELEV = 30.00									
HOR. [illegible] PRESS.	-18.44	-18.20	-17.34	-16.06	-14.33	-12.15	-9.54	-6.63	-3.92
HOR. [illegible] PRESS.	-3.66	-1.79	-2.99	-4.35	-5.97	-7.90	-10.16	-12.89	-16.08
VER. [illegible] PRESS.	-0.00	-0.01	-0.02	-0.04	-0.08	-0.13	-0.23	-0.37	-0.65
VER. [illegible] PRESS.	1.13	1.17	1.30	1.52	1.83	2.20	2.66	3.21	3.80
ELEV = 10.00									
HOR. [illegible] PRESS.	-21.09	-20.61	-19.68	-18.29	-16.41	-14.03	-11.18	-7.98	-4.86
HOR. [illegible] PRESS.	-3.67	-1.82	-3.06	-4.45	-6.10	-8.06	-10.37	-13.11	-16.30
VER. [illegible] PRESS.	-0.00	-0.00	-0.00	-0.01	-0.02	-0.03	-0.06	-0.09	-0.16
VER. [illegible] PRESS.	0.57	0.59	0.66	0.77	0.92	1.11	1.34	1.62	1.91
ELEV = 0.00									
HOR. [illegible] PRESS.	0.00	-1.83	-1.75	-1.63	-1.47	-1.27	-1.03	-0.76	-0.47
HOR. [illegible] PRESS.	0.00	-1.83	-3.08	-4.49	-6.14	-8.11	-10.44	-13.18	-16.37
VER. [illegible] PRESS.	0.00	0.00	0.00	0.00	0.00	0.00	0.00	0.00	0.00
VER. [illegible] PRESS.	0.00	0.00	0.00	0.00	0.00	0.00	0.00	0.00	0.00

WAVE: CREST=85 FT. DEPTH

X = (FT.)	-210.00	-190.00	-170.00	-150.00	-130.00	-110.00	-90.00	-70.00	-50.00
SURFACE ELEVATION (FT.)	81.14	82.63	84.56	86.96	90.05	93.98	98.87	104.87	112.20
SURFACE									
HOR. DRAG PRESS.	-0.50	0.03	1.53	6.61	4.62	47.51	100.52	151.01	110.79
HOR. INER PRESS.	-15.52	-20.12	-24.43	-31.12	-41.64	-53.36	-62.64	-71.16	-85.60
VER. DRAG PRESS.	-12.20	-20.47	-31.13	-46.78	-69.26	-97.19	-126.08	-152.57	-171.34
VER. INER PRESS.	18.99	21.20	24.51	29.17	31.88	29.26	22.40	15.20	5.45
ELEV = 130.00									
HOR. DRAG PRESS.	0.00	0.00	0.00	0.00	0.00	0.00	0.00	0.00	0.00
HOR. INER PRESS.	0.00	0.00	0.00	0.00	0.00	0.00	0.00	0.00	0.00
VER. DRAG PRESS.	0.00	0.00	0.00	0.00	0.00	0.00	0.00	0.00	0.00
VER. INER PRESS.	0.00	0.00	0.00	0.00	0.00	0.00	0.00	0.00	0.00
ELEV = 120.00									
HOR. DRAG PRESS.	0.00	0.00	0.00	0.00	0.00	0.00	0.00	0.00	110.79
HOR. INER PRESS.	0.00	0.00	0.00	0.00	0.00	0.00	0.00	0.00	-85.60
VER. DRAG PRESS.	0.00	0.00	0.00	0.00	0.00	0.00	0.00	0.00	-171.34
VER. INER PRESS.	0.00	0.00	0.00	0.00	0.00	0.00	0.00	0.00	5.45
ELEV = 110.00									
HOR. DRAG PRESS.	0.00	0.00	0.00	0.00	0.00	0.00	0.00	151.01	395.26
HOR. INER PRESS.	0.00	0.00	0.00	0.00	0.00	0.00	0.00	-71.16	-89.45
VER. DRAG PRESS.	0.00	0.00	0.00	0.00	0.00	0.00	0.00	-152.57	-156.58
VER. INER PRESS.	0.00	0.00	0.00	0.00	0.00	0.00	0.00	15.20	1.92
ELEV = 100.00									
HOR. DRAG PRESS.	0.00	0.00	0.00	0.00	4.62	47.51	100.52	193.51	332.10
HOR. INER PRESS.	0.00	0.00	0.00	0.00	-41.64	-53.36	-62.64	-67.62	-69.14
VER. DRAG PRESS.	0.00	0.00	0.00	0.00	-69.26	-97.19	-126.08	-129.17	-104.35
VER. INER PRESS.	0.00	0.00	0.00	0.00	31.88	29.26	22.40	10.54	-9.04
ELEV = 90.00									
HOR. DRAG PRESS.	-0.50	0.03	1.53	6.61	19.01	47.06	96.48	172.51	274.48
HOR. INER PRESS.	-15.52	-20.12	-24.43	-31.12	-41.63	-51.65	-57.55	-60.06	-57.85
VER. DRAG PRESS.	-12.20	-20.47	-31.13	-46.78	-69.17	-86.50	-95.00	-90.84	-69.69
VER. INER PRESS.	18.99	21.20	24.51	29.17	31.83	26.17	16.25	3.40	-14.35
ELEV = 80.00									
HOR. DRAG PRESS.	-1.48	0.04	1.78	7.65	21.38	48.19	92.51	156.52	237.98
HOR. INER PRESS.	-15.64	-20.33	-25.14	-31.84	-40.30	-47.78	-52.14	-52.91	-48.61
VER. DRAG PRESS.	-12.60	-19.34	-25.13	-39.48	-52.56	-63.74	-68.31	-62.98	-46.42
VER. INER PRESS.	18.67	20.50	22.92	25.30	24.73	19.61	10.76	-1.11	-16.29
ELEV = 70.00									

HOR.		-0.37	0.10	2.24	8.73	22.67	47.95	87.55	141.63	206.94
HOR.		-14.44	-21.29	-26.22	-32.90	-38.85	-44.39	-47.24	-46.61	-41.21
VER.		-15.95	-15.22	-21.86	-29.04	-38.84	-45.88	-48.04	-42.98	-30.62
VER.		15.96	17.72	19.42	19.43	19.19	14.51	6.72	-3.69	-16.25
ELEV =	60.00									
HOR.		-0.35	0.15	2.51	9.29	23.04	46.64	82.04	128.40	180.96
HOR.		-17.58	-22.05	-25.83	-32.11	-37.39	-41.43	-43.01	-41.30	-35.37
VER.		-7.67	-11.47	-16.27	-21.92	-27.65	-31.95	-32.76	-28.66	-19.80
VER.		13.44	14.94	16.08	16.38	14.78	10.58	3.88	-4.90	-15.03
ELEV =	50.00									
HOR.		-0.32	0.14	2.57	9.38	22.69	44.65	76.34	116.46	160.25
HOR.		-18.04	-22.63	-27.14	-31.78	-36.02	-38.89	-39.44	-36.96	-30.83
VER.		-5.51	-8.16	-11.43	-15.13	-18.72	-21.21	-21.35	-18.34	-12.42
VER.		11.04	12.23	12.97	12.85	11.21	7.58	2.00	-5.16	-13.12
ELEV =	40.00									
HOR.		-0.56	0.10	2.43	9.05	21.75	42.11	70.69	105.89	143.25
HOR.		-14.84	-23.04	-27.28	-31.38	-34.81	-36.79	-36.56	-33.53	-27.37
VER.		-3.02	-5.42	-7.41	-9.66	-11.75	-13.09	-12.98	-10.98	-7.32
VER.		9.76	9.63	10.08	9.78	8.28	5.29	0.84	-4.75	-10.81
ELEV =	30.00									
HOR.		-0.88	0.04	2.10	8.38	20.36	39.25	65.28	96.69	129.34
HOR.		-19.38	-23.33	-27.31	-30.98	-33.81	-35.14	-34.33	-30.96	-24.84
VER.		-2.47	-3.56	-4.24	-5.44	-6.52	-7.16	-7.02	-5.87	-3.87
VER.		6.53	7.14	7.39	7.05	5.83	3.54	0.21	-3.91	-8.27
ELEV =	20.00									
HOR.		-1.44	0.00	1.84	7.43	18.63	36.22	60.20	88.80	118.12
HOR.		-19.68	-23.51	-27.30	-30.66	-33.08	-33.96	-32.76	-29.16	-23.11
VER.		-1.20	-1.84	-2.14	-2.43	-2.88	-3.13	-3.04	-2.52	-1.65
VER.		4.34	4.72	4.85	4.57	3.71	2.16	-0.04	-2.78	-5.59
ELEV =	10.00									
HOR.		-2.21	-0.07	1.47	6.27	16.65	33.10	55.50	82.13	109.27
HOR.		-19.85	-23.61	-27.27	-30.45	-32.63	-33.24	-31.82	-28.10	-22.10
VER.		-0.31	-0.45	-0.64	-0.61	-0.72	-0.78	-0.75	-0.62	-0.40
VER.		2.17	2.35	2.41	2.25	1.81	1.02	-0.09	-1.43	-2.82
ELEV =	0.00									
HOR.		-2.24	-0.03	0.06	0.40	1.14	2.35	4.01	6.01	8.04
HOR.		-19.92	-23.65	-27.26	-30.38	-32.47	-33.00	-31.51	-27.75	-21.76
VER.		0.00	0.00	0.00	0.00	0.00	0.00	0.00	0.00	0.00
VER.		0.00	0.00	0.00	0.00	0.00	0.00	0.00	0.00	0.00

WAVE: CREST=85 FT. DEPTH

**** X = (FT.)	-30.00	-10.00	10.00	30.00	50.00	70.00	90.00	110.00	130.00
SURFACE ELEVATION (FT.)	121.43	133.10	133.10	121.43	112.20	104.87	98.87	93.98	90.05
SURFACE									
HOR. DRAG PRESS.	170.19	363.01	363.01	170.19	110.79	151.01	100.52	47.51	4.62
HOR. INER PRESS.	-101.20	-68.51	68.51	101.20	85.60	71.16	62.64	53.36	41.64
VER. DRAG PRESS.	-158.84	-52.17	52.17	158.84	171.34	152.57	126.08	97.19	69.26
VER. INER PRESS.	-19.43	-53.40	-53.40	-19.43	5.45	15.20	22.40	29.26	31.88
ELEV = 130.00									
HOR. DRAG PRESS.	170.19	618.41	618.41	170.19	0.00	0.00	0.00	0.00	0.00
HOR. INER PRESS.	-101.20	-61.11	61.11	101.20	0.00	0.00	0.00	0.00	0.00
VER. DRAG PRESS.	-158.84	-42.25	42.25	158.84	0.00	0.00	0.00	0.00	0.00
VER. INER PRESS.	-19.43	-61.02	-61.02	-19.43	0.00	0.00	0.00	0.00	0.00
ELEV = 120.00									
HOR. DRAG PRESS.	459.22	893.97	893.97	459.22	110.79	0.00	0.00	0.00	0.00
HOR. INER PRESS.	-97.18	-42.81	42.81	97.18	85.60	0.00	0.00	0.00	0.00
VER. DRAG PRESS.	-147.15	-22.42	22.42	147.15	171.34	0.00	0.00	0.00	0.00
VER. INER PRESS.	-22.25	-69.40	-69.40	-22.25	5.45	0.00	0.00	0.00	0.00
ELEV = 110.00									
HOR. DRAG PRESS.	708.52	946.62	946.62	708.52	395.26	151.01	0.00	0.00	0.00
HOR. INER PRESS.	-73.74	-30.74	30.74	73.74	82.45	71.16	0.00	0.00	0.00
VER. DRAG PRESS.	-88.15	-12.65	12.65	88.15	156.58	152.57	0.00	0.00	0.00
VER. INER PRESS.	-33.88	-66.25	-66.25	-33.88	1.92	15.20	0.00	0.00	0.00
ELEV = 100.00									
HOR. DRAG PRESS.	492.49	592.56	592.56	492.49	332.10	193.51	100.52	47.51	4.62
HOR. INER PRESS.	-36.83	-22.68	22.68	56.88	69.14	67.62	62.64	53.36	41.64
VER. DRAG PRESS.	-54.55	-7.40	7.40	54.55	104.35	129.17	126.08	97.19	69.26
VER. INER PRESS.	-36.89	-59.37	-59.37	-36.89	-9.04	10.54	22.40	29.26	31.88
ELEV = 90.00									
HOR. DRAG PRESS.	386.17	464.59	464.59	386.17	274.48	172.51	98.48	47.06	19.01
HOR. INER PRESS.	-44.70	-17.20	17.20	44.70	57.85	60.06	57.55	51.65	41.63
VER. DRAG PRESS.	-34.50	-4.57	4.57	34.50	69.69	90.84	95.00	86.50	69.17
VER. INER PRESS.	-35.79	-51.64	-51.64	-35.79	-14.35	3.40	16.25	26.17	31.83
ELEV = 80.00									
HOR. DRAG PRESS.	321.08	376.32	376.32	321.08	237.98	156.52	92.51	48.19	21.38
HOR. INER PRESS.	-35.80	-13.39	13.39	35.80	48.61	52.91	52.14	47.78	40.30
VER. DRAG PRESS.	-22.07	-2.85	2.85	22.07	46.42	62.98	68.31	63.74	52.56
VER. INER PRESS.	-32.74	-44.11	-44.11	-32.74	-14.29	-1.11	10.76	19.61	24.73
ELEV = 70.00									

HOR. DRAG PRESS.	274.33	310.74	310.74	270.33	206.94	141.63	87.55	47.95	22.67
HOR. INER PRESS.	-25.04	-10.69	10.69	25.04	41.21	46.61	47.26	44.39	38.85
VER. DRAG PRESS.	-10.13	-1.79	1.79	10.13	35.62	42.98	48.04	45.88	38.84
VER. INER PRESS.	-36.85	-37.11	-37.11	-36.85	-16.25	-3.69	6.72	14.51	19.19

ELEV = 60.00

HOR. DRAG PRESS.	230.59	261.21	261.21	230.59	180.96	128.40	82.04	46.68	23.04
HOR. INER PRESS.	-23.36	-8.76	8.76	23.36	35.37	41.30	43.01	41.43	37.39
VER. DRAG PRESS.	-8.23	-1.12	1.12	8.23	19.80	28.66	32.76	31.95	27.65
VER. INER PRESS.	-24.68	-30.70	-30.70	-24.68	-15.03	-4.90	3.88	10.58	14.78

ELEV = 50.00

HOR. DRAG PRESS.	199.37	223.41	223.41	199.37	160.25	116.46	76.34	44.65	22.69
HOR. INER PRESS.	-20.74	-7.35	7.35	20.74	30.83	36.96	39.44	38.89	36.02
VER. DRAG PRESS.	-5.68	-0.68	0.68	5.68	12.42	18.34	21.35	21.21	18.72
VER. INER PRESS.	-21.37	-24.81	-24.81	-20.37	-13.12	-5.16	2.00	7.58	11.21

ELEV = 40.00

HOR. DRAG PRESS.	175.52	194.50	194.50	175.52	143.25	105.89	70.69	42.11	21.75
HOR. INER PRESS.	-18.07	-6.34	6.34	18.07	27.37	33.53	36.56	36.79	34.81
VER. DRAG PRESS.	-3.19	-0.39	0.39	3.19	7.32	10.98	12.98	13.09	11.75
VER. INER PRESS.	-16.17	-19.37	-19.37	-16.17	-10.81	-4.75	0.84	5.29	8.28

ELEV = 30.00

HOR. DRAG PRESS.	157.01	173.06	173.06	157.01	129.34	96.69	65.28	39.25	20.36
HOR. INER PRESS.	-16.17	-5.62	5.62	16.17	24.84	30.96	34.33	35.14	33.81
VER. DRAG PRESS.	-1.67	-0.20	0.20	1.67	3.87	5.87	7.02	7.16	6.52
VER. INER PRESS.	-12.05	-14.27	-14.27	-12.05	-8.07	-3.91	0.21	3.54	5.83

ELEV = 20.00

HOR. DRAG PRESS.	142.67	156.78	156.78	142.67	118.12	88.80	60.20	36.22	18.63
HOR. INER PRESS.	-14.88	-5.14	5.14	14.88	23.11	29.16	32.76	33.96	33.08
VER. DRAG PRESS.	-0.71	-0.09	0.09	0.71	1.65	2.52	3.04	3.13	2.88
VER. INER PRESS.	-9.01	-9.41	-9.41	-9.01	-5.59	-2.76	-0.06	2.16	3.71

ELEV = 10.00

HOR. DRAG PRESS.	131.95	144.76	144.76	131.85	109.27	82.13	55.50	33.10	16.65
HOR. INER PRESS.	-14.14	-4.87	4.87	14.14	22.10	28.10	31.82	33.24	32.63
VER. DRAG PRESS.	-0.17	-0.02	0.02	0.17	0.00	0.62	0.75	0.78	0.72
VER. INER PRESS.	-4.01	-4.69	-4.69	-4.01	-2.82	-1.43	-0.09	1.02	1.81

ELEV = 0.00

HOR. DRAG PRESS.	9.73	10.70	10.70	9.73	8.04	6.01	4.01	2.35	1.14
HOR. INER PRESS.	-13.90	-4.78	4.78	13.90	21.76	27.75	31.51	33.00	32.47
VER. DRAG PRESS.	0.00	0.00	0.00	0.00	0.00	0.00	0.00	0.00	0.00
VER. INER PRESS.	0.00	0.00	0.00	0.00	0.00	0.00	0.00	0.00	0.00

G

WAVE: CREST=95 FT. DEPTH

**** X = (FT.)	150.00	170.00	190.00	210.00	230.00	250.00	270.00	290.00	310.00
SURFACE ELEVATION (FT.)	86.94	84.58	82.63	81.14	79.99	79.13	78.47	77.95	77.57
SURFACE									
HOR. DRAG PRESS.	6.61	1.53	0.03	-0.50	-1.79	-3.12	-4.40	-5.71	-6.84
HOR. INER PRESS.	31.12	24.43	20.12	15.52	10.61	7.44	6.50	5.75	3.80
VER. DRAG PRESS.	46.78	31.13	20.47	12.90	7.69	4.53	2.76	1.66	0.89
VER. INER PRESS.	29.17	24.51	21.20	18.99	15.80	11.59	8.49	7.48	6.91
ELEV = 130.00									
HOR. DRAG PRESS.	0.00	0.00	0.00	0.00	0.00	0.00	0.00	0.00	0.00
HOR. INER PRESS.	0.00	0.00	0.00	0.00	0.00	0.00	0.00	0.00	0.00
VER. DRAG PRESS.	0.00	0.00	0.00	0.00	0.00	0.00	0.00	0.00	0.00
VER. INER PRESS.	0.00	0.00	0.00	0.00	0.00	0.00	0.00	0.00	0.00
ELEV = 120.00									
HOR. DRAG PRESS.	0.00	0.00	0.00	0.00	0.00	0.00	0.00	0.00	0.00
HOR. INER PRESS.	0.00	0.00	0.00	0.00	0.00	0.00	0.00	0.00	0.00
VER. DRAG PRESS.	0.00	0.00	0.00	0.00	0.00	0.00	0.00	0.00	0.00
VER. INER PRESS.	0.00	0.00	0.00	0.00	0.00	0.00	0.00	0.00	0.00
ELEV = 110.00									
HOR. DRAG PRESS.	0.00	0.00	0.00	0.00	0.00	0.00	0.00	0.00	0.00
HOR. INER PRESS.	0.00	0.00	0.00	0.00	0.00	0.00	0.00	0.00	0.00
VER. DRAG PRESS.	0.00	0.00	0.00	0.00	0.00	0.00	0.00	0.00	0.00
VER. INER PRESS.	0.00	0.00	0.00	0.00	0.00	0.00	0.00	0.00	0.00
ELEV = 100.00									
HOR. DRAG PRESS.	0.00	0.00	0.00	0.00	0.00	0.00	0.00	0.00	0.00
HOR. INER PRESS.	0.00	0.00	0.00	0.00	0.00	0.00	0.00	0.00	0.00
VER. DRAG PRESS.	0.00	0.00	0.00	0.00	0.00	0.00	0.00	0.00	0.00
VER. INER PRESS.	0.00	0.00	0.00	0.00	0.00	0.00	0.00	0.00	0.00
ELEV = 90.00									
HOR. DRAG PRESS.	6.61	1.53	0.03	-0.50	0.00	0.00	0.00	0.00	0.00
HOR. INER PRESS.	31.12	24.43	20.12	15.52	0.00	0.00	0.00	0.00	0.00
VER. DRAG PRESS.	46.78	31.13	20.47	12.90	0.00	0.00	0.00	0.00	0.00
VER. INER PRESS.	29.17	24.51	21.20	18.99	0.00	0.00	0.00	0.00	0.00
ELEV = 80.00									
HOR. DRAG PRESS.	7.65	1.78	0.04	-0.48	-1.79	-3.12	-4.40	-5.71	-6.84
HOR. INER PRESS.	31.04	25.14	20.38	15.64	10.61	7.44	6.50	5.75	3.80
VER. DRAG PRESS.	39.48	28.13	19.34	12.60	7.69	4.53	2.76	1.66	0.89
VER. INER PRESS.	25.30	22.92	20.50	18.67	15.80	11.59	8.49	7.48	6.91
ELEV = 70.00									

HOR. DRAG PRESS.	0.73	0.24	0.10	-0.37	-1.73	-3.31	-4.83	-6.26	-7.47
HOR. TOTAL PRESS.	32.90	26.22	21.29	17.66	12.24	9.01	7.29	5.99	4.19
VER. DRAG PRESS.	30.04	21.40	15.22	11.05	6.28	3.82	2.33	1.39	0.76
VER. TOTAL PRESS.	25.48	19.42	17.72	16.96	13.55	10.54	8.10	6.92	6.13

FLEV = 40.00

HOR. DRAG PRESS.	0.29	0.31	0.15	-0.35	-1.80	-3.63	-5.43	-7.07	-8.45
HOR. TOTAL PRESS.	32.11	26.33	22.05	17.58	13.49	10.29	8.19	6.42	4.67
VER. DRAG PRESS.	21.92	16.27	11.47	7.67	4.87	2.98	1.81	1.07	0.59
VER. TOTAL PRESS.	16.38	16.08	14.94	13.44	11.49	9.23	7.31	6.12	5.24

FLEV = 50.00

HOR. DRAG PRESS.	0.38	0.57	0.14	-0.39	-2.03	-4.09	-6.16	-8.04	-9.61
HOR. TOTAL PRESS.	31.78	27.14	22.63	18.34	14.45	11.25	8.83	6.88	5.11
VER. DRAG PRESS.	15.13	11.43	8.16	5.51	3.56	2.18	1.32	0.78	0.43
VER. TOTAL PRESS.	12.95	12.27	12.23	11.06	9.53	7.81	6.30	5.23	4.40

FLEV = 60.00

HOR. DRAG PRESS.	0.05	0.43	0.10	-0.56	-2.49	-4.73	-7.07	-9.18	-10.96
HOR. TOTAL PRESS.	31.38	27.28	23.04	18.94	15.18	11.98	9.41	7.30	5.47
VER. DRAG PRESS.	9.66	7.41	5.42	3.92	2.44	1.44	0.87	0.51	0.29
VER. TOTAL PRESS.	9.78	10.08	9.63	8.76	7.60	6.32	5.16	4.27	3.57

FLEV = 70.00

HOR. DRAG PRESS.	-0.38	-0.10	0.04	-0.88	-3.12	-5.56	-8.19	-10.54	-12.52
HOR. TOTAL PRESS.	30.98	27.31	23.33	19.38	15.72	12.52	9.86	7.65	5.76
VER. DRAG PRESS.	5.44	4.24	3.56	2.47	1.44	0.83	0.50	0.30	0.17
VER. TOTAL PRESS.	7.05	7.39	7.14	6.53	5.70	4.78	3.94	3.26	2.71

FLEV = 80.00

HOR. DRAG PRESS.	-0.83	-1.84	0.00	-1.44	-3.92	-6.63	-9.54	-12.15	-14.33
HOR. TOTAL PRESS.	30.44	27.30	23.51	19.68	16.08	12.89	10.18	7.90	5.97
VER. DRAG PRESS.	2.43	2.18	1.84	1.20	0.65	0.37	0.23	0.13	0.08
VER. TOTAL PRESS.	4.57	4.45	4.72	4.34	3.80	3.21	2.66	2.20	1.83

FLEV = 90.00

HOR. DRAG PRESS.	-0.27	-1.47	-0.07	-2.21	-4.86	-7.98	-11.18	-14.03	-16.41
HOR. TOTAL PRESS.	30.45	27.27	23.61	19.86	16.30	13.11	10.37	8.06	6.10
VER. DRAG PRESS.	0.61	0.60	0.46	0.31	0.16	0.09	0.06	0.03	0.02
VER. TOTAL PRESS.	2.25	2.21	2.35	2.17	1.91	1.62	1.34	1.11	0.92

FLEV = 0.00

HOR. DRAG PRESS.	0.40	0.06	-0.03	-0.24	-0.47	-0.76	-1.03	-1.27	-1.47
HOR. TOTAL PRESS.	30.38	27.26	23.65	19.92	16.37	13.18	10.44	8.11	6.14
VER. DRAG PRESS.	0.00	0.00	0.00	0.00	0.00	0.00	0.00	0.00	0.00
VER. TOTAL PRESS.	0.00	0.00	0.00	0.00	0.00	0.00	0.00	0.00	0.00

I

A-23

WAVE: CREST=85 FT. DEPTH

**** X =	330.00	350.00	370.00	390.00
SURFACE =	77.29	77.10	76.97	76.89
SURFACE				
HOR. DRAG PRESS.	-7.53	-7.92	-8.38	-8.82
HOR. INER PRESS.	1.86	1.52	1.94	1.13
VER. DRAG PRESS.	0.43	0.21	0.09	0.02
VER. INER PRESS.	5.23	3.45	3.32	4.34
ELEV = 130.00				
HOR. DRAG PRESS.	0.00	0.00	0.00	0.00
HOR. INER PRESS.	0.00	0.00	0.00	0.00
VER. DRAG PRESS.	0.00	0.00	0.00	0.00
VER. INER PRESS.	0.00	0.00	0.00	0.00
ELEV = 120.00				
HOR. DRAG PRESS.	0.00	0.00	0.00	0.00
HOR. INER PRESS.	0.00	0.00	0.00	0.00
VER. DRAG PRESS.	0.00	0.00	0.00	0.00
VER. INER PRESS.	0.00	0.00	0.00	0.00
ELEV = 110.00				
HOR. DRAG PRESS.	0.00	0.00	0.00	0.00
HOR. INER PRESS.	0.00	0.00	0.00	0.00
VER. DRAG PRESS.	0.00	0.00	0.00	0.00
VER. INER PRESS.	0.00	0.00	0.00	0.00
ELEV = 100.00				
HOR. DRAG PRESS.	0.00	0.00	0.00	0.00
HOR. INER PRESS.	0.00	0.00	0.00	0.00
VER. DRAG PRESS.	0.00	0.00	0.00	0.00
VER. INER PRESS.	0.00	0.00	0.00	0.00
ELEV = 90.00				
HOR. DRAG PRESS.	0.00	0.00	0.00	0.00
HOR. INER PRESS.	0.00	0.00	0.00	0.00
VER. DRAG PRESS.	0.00	0.00	0.00	0.00
VER. INER PRESS.	0.00	0.00	0.00	0.00
ELEV = 80.00				
HOR. DRAG PRESS.	-7.53	-7.92	-8.38	-8.82
HOR. INER PRESS.	1.86	1.52	1.94	1.13
VER. DRAG PRESS.	0.43	0.21	0.09	0.02
VER. INER PRESS.	5.23	3.45	3.32	4.34
ELEV = 70.00				
HOR. DRAG PRESS.	-8.29	-8.83	-9.31	-9.69
HOR. INER PRESS.	2.51	1.87	1.75	0.90

VER. DRAG PRESS.	0.34	0.16	0.07	0.01
VER. TIER PRESS.	4.42	3.50	3.29	3.15

ELEV = 50.00

HOR. DRAG PRESS.	-9.47	-10.19	-10.74	-11.09
HOR. TIER PRESS.	3.14	2.23	1.65	0.73
VER. DRAG PRESS.	0.30	0.14	0.06	0.01
VER. TIER PRESS.	4.21	3.31	3.05	3.26

ELEV = 50.00

HOR. DRAG PRESS.	-11.82	-11.70	-12.32	-12.68
HOR. TIER PRESS.	3.60	2.51	1.65	0.67
VER. DRAG PRESS.	0.22	0.11	0.04	0.01
VER. TIER PRESS.	3.60	2.94	2.68	2.72

ELEV = 40.00

HOR. DRAG PRESS.	-12.35	-13.37	-14.07	-14.46
HOR. TIER PRESS.	3.03	2.72	1.69	0.65
VER. DRAG PRESS.	0.15	0.07	0.03	0.00
VER. TIER PRESS.	2.94	2.46	2.23	2.20

ELEV = 30.00

HOR. DRAG PRESS.	-14.09	-15.24	-16.02	-16.44
HOR. TIER PRESS.	4.18	2.85	1.75	0.65
VER. DRAG PRESS.	0.09	0.04	0.01	0.00
VER. TIER PRESS.	2.25	1.90	1.72	1.67

ELEV = 20.00

HOR. DRAG PRESS.	-16.04	-17.38	-18.20	-18.64
HOR. TIER PRESS.	4.35	2.99	1.79	0.66
VER. DRAG PRESS.	0.04	0.02	0.01	0.00
VER. TIER PRESS.	1.59	1.30	1.17	1.13

ELEV = 10.00

HOR. DRAG PRESS.	-18.29	-19.68	-20.61	-21.09
HOR. TIER PRESS.	4.25	3.06	1.82	0.67
VER. DRAG PRESS.	0.01	0.00	0.00	0.00
VER. TIER PRESS.	0.77	0.64	0.59	0.57

ELEV = 0.00

HOR. DRAG PRESS.	-1.63	-1.75	-1.83	-1.87
HOR. TIER PRESS.	4.48	3.08	1.83	0.67
VER. DRAG PRESS.	0.00	0.00	0.00	0.00
VER. TIER PRESS.	0.00	0.00	0.00	0.00

K

S2.4

A.26

APPENDIX B.1

SEALOAD - 50 Year Storm - Crest

6000 REMOTE MATCH

seeload

UNITED COMPUTING 67. APEX/SL 8.7.0

13.35.53. 08/30/76.

```
PPPPPPPPPPP   UU      UU  YY      YY  ZZZZZZZZZZZZ     000000  0  TTTTTTTTTTTT  MM          MM
PPPPPPPPPPPP  UU      UU  YY      YY  ZZZZZZZZZZZZ    00000000   TTTTTTTTTTTT  MMM        MMM
PP        PP  UU      UU  YY      YY  Z         ZZ  00      00       TT        MMMM      MMMM
PP        PP  UU      UU  YY      YY           ZZ   00      0 00     TT        MM MM    MM MM
PP        PP  UU      UU  YY      YY          ZZ    00      0 00     TT        MM  MMMM  MM
PP        PP  UU      UU  YY      YY         ZZ     00      0 00     TT        MM   MM   MM
PPPPPPPPPPPP  UU      UU  YYY    YYY        ZZ      00    0   00     TT        MM        MM
PPPPPPPPPPP   UU      UU   YYY  YYY       ZZZZZZZZ  00    0   00     TT        MM        MM
PP            UU      UU    YYYYYY            ZZ   00    0   00     TT        MM        MM
PP            UU      UU     YYYY            ZZ    00    0   00     TT        MM        MM
PP            UU      UU      YY            ZZ     00  0     00     TT        MM        MM
PP            UU      UU      YY           ZZ      00 0      00     TT        MM        MM
PP            UU      UU      YY          ZZ       000       00     TT        MM        MM
PP            UUUUUUUUUUUU    YY         ZZZZZZZZZZZZ    000000000     TT        MM        MM
PP             UUUUUUUUUU     YY         ZZZZZZZZZZZZ   0  000000      TT        MM        MM
```

SYNERCOM TECHNOLOGY USER BULLETIN

SIRAN BULLETIN #5
*** ENDLOAD ***

THE METHOD FOR CALCULATING THE MOMENTS, SHEARS, AND AXIAL FORCES AT THE EXTREME ENDS OF A MEMBER HAS BEEN MODIFIED TO CORRECTLY INCLUDE CONCENTRATED LOADS OR MOMENTS APPLIED AT THE ENDS OF THE MEMBER. THIS TECHNIQUE IS BELIEVED TO GIVE THE TRUE EVALUATION OF THE ACTIONS AT THE ENDS OF A MEMBER DUE TO JOINT LOADS APPLIED AS MEMBER END LOADS. THEREFORE, FOR ANY MEMBER HAVING END LOADS--

1. ALL MEMBER STRESS REPORTS MAY BE EFFECTED.
2. SHEAR STRESSES WILL CHANGE WHERE CONCENTRATED LOADS ARE APPLIED AT THE MEMBER END.
3. BENDING OR TORSIONAL STRESSES WILL CHANGE WHERE MOMENT LOADS ARE APPLIED AT THE MEMBER END.
4. STRESSES OTHER THAN AT THE END WHERE THE LOAD IS APPLIED WILL NOT CHANGE.
5. MEMBERS WITHOUT END LOADS WILL NOT CHANGE.
6. THE MEMBER FORCES AND MOMENTS REPORT DOES NOT CHANGE.

HAVE YOU READ BULLETIN NO.4 REGARDING THE NEW ALLOWABLE STRESS AND UNITY CHECK FEATURES.

NOTE - IF YOU DO NOT HAVE ALL OF THE BULLETINS, YOU MAY OBTAIN A COPY BY SUBMITTING A RUN WITH THE FOLLOWING CONTROL CARDS:

GET,MARCBUL.
COPYSBF,MARCBUL.

```
*****************************************************
*                                                   *
*                    SEALOAD-2                      *                                PAGE    1
*                                                   *
*     DEVELOPED BY SYNERCOM TECHNOLOGY, INC.        *
*                  HOUSTON, TEXAS                   *
*                RELEASE 2  MOD 13                  *
*                    AUG 1976                       *
*                                                   *
*****************************************************

                1    1    2    2    3    3    4    4    5    5    6    6    7    7    8
LINE NO. 1...5....0....5....0....5....0....5....0....5....0....5....0....5....0....5....0

     1  COEF    1075  1.0   0.0   1.0
     2          1200  1.0   0.0   1.0
     3          1400  1.0   0.0   1.0
     4          1600  1.0   0.0   1.0
     5          1757  1.0   0.0   0.257
     6          2000  1.0   0.0   1.0
     7          2033  1.0   0.0   0.297
     8          2400  1.0   0.0   1.0
     9          2481  1.0   0.0   0.363
    10          2680  1.0   0.0   0.246
    11          2757  1.0   0.0   0.403
    12          3000  1.0   0.0   1.0
    13          3032  1.0   0.0   0.443
    14          3600  1.0   0.0   1.0
    15          4000  1.0   0.0   1.0
    16          4750  1.0   0.0   1.0
    17          4800  1.0   0.0   1.0
    18          6546  1.0   0.0   0.957
    19          6821  1.0   0.0   0.998
    20  END
    21  U.S.NAVY 3-PILE ACMR STRUCTURE-- 81 FT. MLW -- ATKINSON - AUGUST  1976
    22   TEST WAVE WITH FREE SURFACE EFFECTS INCLUDED  RUN NO. 4
    23  STRAN    1 90  20 2010 11  2270  20 2010 11 DF 11    0  3                    10 5
    24  STRAN    4 60  20 2010 11  5240  20 2010 11
    25  END
    26  GRID      6   13            FULL VERT
    27  XSPC     0   10   20   30  774  784  794  804
    28  YSPC   130  120  110  100   90   80   70   60   40   20   10    0
    29  YSRF  1372 1331 127  1214 1214 127  1331 1372
    30  SUR    537  363  358  170  170  358  363  537
    31   130   784  618                      618  784
    32   120  1046  693  665  459  459  665  893 1046
    33   110   948  947  861  709  709  861  947  948
    34   100   605  593  555  492  492  555  593  605
    35    90   476  465  433  386  386  433  465  476
    36    80   384  376  354  321  321  354  376  384
    37    70   316  311  295  270  270  295  311  316
    38    60   265  261  249  230  230  249  261  265
    39    40   197  195  187  176  176  187  195  197
    40    20   159  157  151  143  143  151  157  159
    41    10   146  145  140  132  132  140  145  146
    42     0    11   11   10   10   10   10   11   11
```

```
                  1    1    2    2    3    3    4    4    5    5    6    6    7    7    8
LINE NO. 1...5....0....5....0....5....0....5....0....5....0....5....0....5....0....5....0

   43  SURF    0   69   97  101 -101  -97  -69    0
   44   130    0   61                      -61    0
   45   120    0   43   77   97  -97  -77  -43    0
   46   110    0   31   56   74  -74  -56  -31    0
   47   100    0   23   42   57  -57  -42  -23    0
   48    90    0   17   33   45  -45  -33  -17    0
   49    80    0   13   26   36  -36  -26  -13    0
   50    70    0   11   21   29  -29  -21  -11    0
   51    60    0    9   17   24  -24  -17   -9    0
   52    40    0    6   12   18  -18  -12   -6    0
   53    20    0    5   10   15  -15  -10   -5    0
   54    10    0    5    9   14  -14   -9   -5    0
   55     0    0    5    9   14  -14   -9   -5    0
   56  SURF    0   52  120  159 -159 -120  -52    0
   57   130    0   42                      -42    0
   58   120    0   22   79  147 -147  -79  -22    0
   59   110    0   13   46   86  -88  -46  -13    0
   60   100    0    7   28   55  -55  -28   -7    0
   61    90    0    5   17   35  -35  -17   -5    0
   62    80    0    3   11   22  -22  -11   -3    0
   63    70    0    2    7   14  -14   -7   -2    0
   64    60    0    1    4    9   -9   -4   -1    0
   65    40    0   04   15    3   -3  -15  -04    0
   66    20    0   01   03   07  -07  -03  -01    0
   67    10    0   00   01   02  -02  -01  -00    0
   68     0    0    0    0    0   -0   -0   -0    0
   69  SURF  -53  -53  -39  -19  -19  -39  -53  -53
   70   130  -73  -61                      -61  -73
   71   120  -77  -69  -49  -22  -22  -49  -69  -77
   72   110  -71  -66  -53  -34  -34  -53  -66  -71
   73   100  -63  -59  -50  -37  -37  -50  -59  -63
   74    90  -54  -52  -45  -36  -36  -45  -52  -54
   75    80  -46  -44  -40  -33  -33  -40  -44  -46
   76    70  -38  -37  -34  -29  -29  -34  -37  -38
   77    60  -32  -31  -28  -25  -25  -28  -31  -32
   78    40  -20  -19  -18  -16  -16  -18  -19  -20
   79    20  -10   -9   -9   -8   -8   -9   -9  -10
   80    10   -5   -5   -4   -4   -4   -4   -5   -5
   81     0    0    0    0    0    0    0    0    0
   82  KIND  1   290 361  148  97.5 145 1.5  ALL
   83  END
```

**** C O E F F I C I E N T T A B L E R E P O R T ****

DIAMETER IN	NORMAL DRAG COEF	TANG DRAG COEF	MASS COEF
10.750	1.0000	0.0000	1.0000
12.000	1.0000	0.0000	1.0000
14.000	1.0000	0.0000	1.0000
16.000	1.0000	0.0000	1.0000
17.570	1.0000	0.0000	.2570
20.000	1.0000	0.0000	1.0000
20.330	1.0000	0.0000	.2970
24.000	1.0000	0.0000	1.0000
24.810	1.0000	0.0000	.3630
26.000	1.0000	0.0000	.2460
27.570	1.0000	0.0000	.4030
30.000	1.0000	0.0000	1.0000
30.320	1.0000	0.0000	.4430
36.000	1.0000	0.0000	1.0000
40.000	1.0000	0.0000	1.0000
47.500	1.0000	0.0000	.0000
48.000	1.0000	0.0000	1.0000
65.450	1.0000	0.0000	.9570
66.210	1.0000	0.0000	.9980

U.S.NAVY 3-PILE ACMH STRUCTURE-- 81 FT. MLW -- ATKINSON - AUGUST 1976

TEST WAVE WITH FREE SURFACE EFFECTS INCLUDED RUN NO. 4

INPUT UNITS
....ENGLISH

OUTPUT UNITS
....ENGLISH

**** WAVE POSITION SUMMARY REPORT ****

LOAD CONDITION 1

WAVE ANGLE = 90.00

TRIAL NO.	DIST. TO CREST FT	PHASE ANG. WAVE=0 SHUC. (DEG)	SHEAR KIPS X	SHEAR KIPS Y	SHEAR KIPS RSLNT	MUDLINE MOMENT FT-KIPS X	MUDLINE MOMENT FT-KIPS Y	MUDLINE MOMENT FT-KIPS RSLNT	VERTICAL FORCE KIPS Z
1	-20.0	0.00	9.0	1254.0	1254.0	-96905.	1057.	96911.	-42.7
2	-10.0	4.48	17.1	1269.5	1269.6	-102453.	2106.	102454.	-69.0
3	0.0	-0.00	10.8	1145.6	1145.7	-91719.	1303.	91729.	-74.4
4	10.0	-4.48	-.0	949.5	949.5	-74125.	-101.	74125.	-68.5
5	20.0	-8.96	.5	760.9	760.9	-56907.	-59.	56907.	-56.2

**** L O A D S U M M A R Y R E P O R T ****

WAVE NUMBER = 1 WAVE DIRECTION = 90.000

X SHEAR FORCE =	17.1302 KIPS
Y SHEAR FORCE =	1269.5241 KIPS
RESULTANT SHEAR FORCE =	1269.6397 KIPS
X MUDLINE MOMENT =	-102432.5916 FT-KIPS
Y MUDLINE MOMENT =	2106.4435 FT-KIPS
RESULTANT MUDLINE MOMENT =	102454.2480 FT-KIPS
Z VERTICAL FORCE =	-69.0446 KIPS

****** WAVE POSITION SUMMARY REPORT ******

LOAD CONDITION 2 — WAVE ANGLE = 270.00

TRIAL NO.	DIST. TO CREST FT	PHASE ANG. WAVE-TO-STRUC. (DEG)	SHEAR KIPS X	SHEAR KIPS Y	SHEAR KIPS RSLNT	MUDLINE MOMENT FT-KIPS X	MUDLINE MOMENT FT-KIPS Y	MUDLINE MOMENT FT-KIPS RSLNT	VERTICAL FORCE KIPS Z
1	-20.0	0.96	4.4	-1171.4	1171.4	86579.	563.	86581.	-28.6
2	-10.0	4.48	2.6	-1222.4	1222.4	95176.	296.	95179.	-42.0
3	0.0	-0.00	-4.2	-1205.9	1205.9	97493.	-620.	97495.	-57.9
4	10.0	-4.48	-.7	-1104.6	1104.6	89698.	-166.	89698.	-65.7
5	20.0	-0.96	4.7	-917.8	917.8	71066.	527.	71070.	-68.0

**** LOAD SUMMARY REPORT ****

WAVE NUMBER = 2 WAVE DIRECTION =270.000

X SHEAR FORCE =	=4.1986 KIPS
Y SHEAR FORCE =	=1205.9573 KIPS
RESULTANT SHEAR FORCE =	1205.9446 KIPS
X MUDLINE MOMENT =	97493.3265 FT=KIPS
Y MUDLINE MOMENT =	=620.0007 FT=KIPS
RESULTANT MUDLINE MOMENT =	97495.2980 FT=KIPS
Z VERTICAL FORCE =	=57.9278 KIPS

**** D E A D L O A D R E P O R T ****

LOAD CONDITION 3 MEAN WATER DEPTH = 129.300 FT

STRUCTURE DEAD LOAD = -196.0984 KIPS

**** WAVE POSITION SUMMARY REPORT ****

LOAD CONDITION 4 — WAVE ANGLE = 60.00

TRIAL NO.	DIST. TO CREST FT	PHASE ANG. WAVE-TO-STRUC. (DEG)	SHEAR KIPS X	SHEAR KIPS Y	SHEAR KIPS RSLNT	MUDLINE MOMENT FT-KIPS X	MUDLINE MOMENT FT-KIPS Y	MUDLINE MOMENT FT-KIPS RSLNT	VERTICAL FORCE KIPS Z
1	-20.0	8.96	587.2	1072.9	1213.0	-82502.	41859.	92335.	-55.1
2	-10.0	4.48	586.3	1040.8	1224.0	-85928.	45644.	97299.	-78.4
3	0.0	-0.00	575.5	1015.9	1167.6	-82195.	46650.	94511.	-92.2
4	10.0	-4.48	502.2	861.5	997.2	-68237.	40280.	79239.	-87.1
5	20.0	-8.96	410.9	703.0	814.2	-52090.	31249.	61432.	-72.8

**** L O A D S U M M A R Y R E P O R T ****

WAVE NUMBER = 4 WAVE DIRECTION = 60.000

X SHEAR FORCE =	586.3057 KIPS
Y SHEAR FORCE =	1060.7772 KIPS
RESULTANT SHEAR FORCE =	1229.5665 KIPS
X MUDLINE MOMENT =	-85928.1041 FT-KIPS
Y MUDLINE MOMENT =	45644.3235 FT-KIPS
RESULTANT MUDLINE MOMENT =	97298.7525 FT-KIPS
Z VERTICAL FORCE =	-78.4349 KIPS

**** WAVE POSITION SUMMARY REPORT ****

LOAD CONDITION 5 — WAVE ANGLE = 240.00

TRIAL NO.	DIST. TO CREST FT	PHASE ANG. WAVE-TO-STRUC. (DEG)	SHEAR KIPS X	SHEAR KIPS Y	SHEAR KIPS RSLNT	MUDLINE MOMENT FT-KIPS X	MUDLINE MOMENT FT-KIPS Y	MUDLINE MOMENT FT-KIPS RSLNT	VERTICAL FORCE KIPS Z
1	-20.0	0.96	-590.5	-1059.3	1195.5	78159.	-44832.	90104.	-15.4
2	-10.0	4.48	-610.3	-1071.1	1232.7	84315.	-48631.	97435.	-32.3
3	0.0	-0.00	-562.1	-1042.0	1184.0	84400.	-45117.	95703.	-43.2
4	10.0	-4.48	-466.5	-918.0	1029.8	73649.	-36020.	81985.	-45.8
5	20.0	-0.96	-381.8	-769.7	859.2	59514.	-28026.	65782.	-49.9

**** L O A D S U M M A R Y R E P O R T ****

WAVE NUMBER = 5 WAVE DIRECTION =240.000

X SHEAR FORCE =	=610.2811 KIPS
Y SHEAR FORCE =	=1071.0628 KIPS
RESULTANT SHEAR FORCE =	1232.7281 KIPS
X MUDLINE MOMENT =	84312.8692 FT=KIPS
Y MUDLINE MOMENT =	=46830.8830 FT=KIPS
RESULTANT MUDLINE MOMENT =	97452.6180 FT=KIPS
Z VERTICAL FORCE =	=32.2936 KIPS

```
*****************************************************
*                                                   *
*                    SEALOAD-2                      *                                    PAGE    1
*                                                   *
*     DEVELOPED BY SYNERCOM TECHNOLOGY, INC.        *
*                  HOUSTON, TEXAS                   *
*                RELEASE 2  MOD 13                  *
*                    AUG 1976                       *
*                                                   *
*****************************************************

                 1    1    2    2    3    3    4    4    5    5    6    6    7    7    8
LINE NO. 1...5....0....5....0....5....0....5....0....5....0....5....0....5....0....5....0

    1  SECT
    2  SECT WISHBON    PRI  5000 3000000 3000000 3000000   1000        500
    3  SECT DUMYPIL    TUB 13646 4125028 2062514 2062514   3600 1250
    4  SECT W18X50     WFC  1620     125   80200    4020    750  570  1800  358   50
    5  SECT W8X24      WFC   706      34    8250    1820    650  398   793  245   50
    6  SECT W6X15      WFC   456      11    3010     967    600  269   600  235   50
    7  GROUP
    8  GROUP 086             462   500  29   116  36        100 100      5000
    9  GROUP 106            1075   844  29   116  36        100 100      5000
   10  GROUP 120            1275   500  29   116  36         80 100      5000
   11  GROUP 123            1275   500  29   116  36         80  80      5000
   12  GROUP 125            1075   365  29   116  36         80  80      5000
   13  GROUP 127            1075   365  29   116  36         80  80      5000
   14  GROUP 137            1275   375  29   116  36        160  80      5000
   15  GROUP 140            1400   375  29   116  36         80  80      5000
   16  GROUP 148            1075   365  29   116  36         80  80      5000
   17  GROUP 140            1075   365  29   116  36         80  80      5000
   18  GROUP 160            1600   500  29   116  36         80  80      5000
   19  GROUP 165            1600   625  29   116  36        160  80      5000
   20  GROUP 188            1600   500  29   116  36        160  80      5000
   21  GROUP 150            1800   500  29   116  36        160  80      5000
   22  GROUP 200            2000   625  29   116  36         80  80      5000
   23  GROUP 210            2000   750  29   116  36         80  80      5000
   24  GROUP DKL            3000  1000  29   116  36        100 100      5000
   25  GROUP  P1            4200  1750  29   116  36        100 100      5000
   26  GROUP  P2            4200  2000  29   116  36        100 100      5000
   27  GROUP  P3 DUMYPIL                29   116  36        100 100      5000
   28  GROUP JL4            4800  1750  29   116  36        100 100      5000
   29  GROUP JL5            4750  1500  29   116  36        100 100      5000
   30  GROUP JL6            4750  1500  29   116  36        100 100      5000
   31  GROUP JL7            4550   500  29   116  36        100 100      5000
   32  GROUP JL8            4550   500  29   116  36        100 100      5000
   33  GROUP BUM            1800   500  29   116  36        100 100      5000
   34  GROUP WBN WISHBON                29   116  36
   35  GROUP W18 W18X50                 29   116  36        200  50   01
   36  GROUP W08 W8X24                  29   116  36        100 100   01
   37  GROUP W06 W6X15                  29   116  36        100 100   01
   38  MEMBER
   39  MEMBER  101 102 W18
   40  MEMBER  102 103 W18
   41  MEMBER  103 105 W18
   42  MEMBER  105 106 W18
```

```
                  1    1    2    2    3    3    4    4    5    5    6    6    7    7    8
LINE NO. 1...5....0....5....0....5....0....5....0....5....0....5....0....5....0....5....0

     43  MEMBER  101 104 W18
     44  MEMBER  104 106 W18
     45  MEMBER  102 104 W08
     46  MEMBER  102 105 W08
     47  MEMBER  104 105 W08
     48  MEMBER  201 202 W18
     49  MEMBER  202 203 W18
     50  MEMBER  203 205 W18
     51  MEMBER  205 206 W18
     52  MEMBER  201 204 W18
     53  MEMBER  204 206 W18
     54  MEMBER  202 204 W08
     55  MEMBER  202 205 W08
     56  MEMBER  204 205 W08
     57  MEMBER  201 303 12D                                                  2400
     58  MEMBER  203 306 12D                                                  24
     59  MEMBER  206 301 12D                                                  3600
     60  MEMBER  301 403 12DSK                                                2400
     61  MEMBER  106 201 12DSK                                                2400
     62  MEMBER  301 303 123                                                  20
     63  MEMBER  303 306 123                                                  20
     64  MEMBER  301 305 123                                                  20
     65  MEMBER  501 502 165                                                  1600
     66  MEMBER  502 503 165                                                  1600
     67  MEMBER  503 505 165                                                  1600
     68  MEMBER  505 506 165                                                  1600
     69  MEMBER  501 504 165                                                  1600
     70  MEMBER  504 506 165                                                  1600
     71  MEMBER  502 504 125                                                  1075
     72  MEMBER  502 505 125                                                  1075
     73  MEMBER  504 505 125                                                  1075
     74  MEMBER  501 507 WBNSK                                                0000
     75  MEMBER  507 510 WBNSK        1111                                    0000
     76  MEMBER  503 508 WBNSK                                                0000
     77  MEMBER  508 511 WBNSK        1111                                    0000
     78  MEMBER  506 509 WBNSK                                                0000
     79  MEMBER  509 512 WBNSK        1111                                    0000
     80  MEMBER  501 513 125SK                                                1200
     81  MEMBER  503 514 125SK                                                1200
     82  MEMBER  513 651 BUMSK                                                40
     83  MEMBER  514 653 BUMSK                                                40
     84  MEMBER  601 611 106SK                                                1400
     85  MEMBER  603 613 106SK                                                1400
     86  MEMBER  651 661 106SK                                                1757
     87  MEMBER  653 663 106SK                                                1757
     88  MEMBER  611 612 086SK                                                1200
     89  MEMBER  612 613 086SK                                                1200
     90  MEMBER  661 662 086SK                                                2680
     91  MEMBER  662 663 086SK                                                2680
     92  MEMBER  611 661 106SK                                                3000
```

```
                  1    1    2    2    3    3    4    4    5    5    6    6    7    7    8
LINE NO. 1...5....0....5....0....5....0....5....0....5....0....5....0....5....0....5....0

     93  MEMBER  612 662 106SK                                                  2000
     94  MEMBER  613 663 106SK                                                  3000
     95  MEMBER  501 632 21D                                                    2000
     96  MEMBER  503 635 21D                                                    2000
     97  MEMBER  505 634 21D                                                    2000
     98  MEMBER  632 703 21D                                                    3032
     99  MEMBER  635 706 21D                                                    3032
    100  MEMBER  634 701 21D                                                    3032
    101  MEMBER  701 702 137                                                    2033
    102  MEMBER  702 703 137                                                    2033
    103  MEMBER  703 705 137                                                    2033
    104  MEMBER  705 706 137                                                    2033
    105  MEMBER  701 704 137                                                    2033
    106  MEMBER  704 706 137                                                    2033
    107  MEMBER  702 704 127                                                    1757
    108  MEMBER  702 705 127                                                    1757
    109  MEMBER  704 705 127                                                    1757
    110  MEMBER  701 707 WBNSK                                                  0000
    111  MEMBER  707 710 WBNSK        1111                                      0000
    112  MEMBER  703 708 WBNSK                                                  0000
    113  MEMBER  708 711 WBNSK        1111                                      0000
    114  MEMBER  706 709 WBNSK                                                  0000
    115  MEMBER  709 712 WBNSK        1111                                      0000
    116  MEMBER  701 806 20D                                                    3032
    117  MEMBER  703 801 20D                                                    3032
    118  MEMBER  706 803 20D                                                    3032
    119  MEMBER  801 802 188                                                    2481
    120  MEMBER  802 803 188                                                    2481
    121  MEMBER  803 805 188                                                    2481
    122  MEMBER  805 806 188                                                    2481
    123  MEMBER  801 804 188                                                    2481
    124  MEMBER  804 806 188                                                    2481
    125  MEMBER  802 804 148                                                    1757
    126  MEMBER  802 805 148                                                    1757
    127  MEMBER  804 805 148                                                    1757
    128  MEMBER  801 807 WBNSK                                                  0000
    129  MEMBER  807 810 WBNSK        1111                                      0000
    130  MEMBER  803 808 WBNSK                                                  0000
    131  MEMBER  808 811 WBNSK        1111                                      0000
    132  MEMBER  806 809 WBNSK                                                  0000
    133  MEMBER  809 812 WBNSK        1111                                      0000
    134  MEMBER  8011002 16D                                                    2481
    135  MEMBER  8031002 16D                                                    2481
    136  MEMBER  8031005 16D                                                    2481
    137  MEMBER  8061005 16D                                                    2481
    138  MEMBER  8011004 16D                                                    2481
    139  MEMBER  8061004 16D                                                    2481
    140  MEMBER 10011002 16D                                                    2757
    141  MEMBER 10021003 16D                                                    2757
    142  MEMBER 10031005 16D                                                    2757
```

```
                1    1    2    2    3    3    4    4    5    5    6    6    7    7    8
LINE NO. 1...5....0....5....0....5....0....5....0....5....0....5....0....5....0....5....0

   143  MEMBER 10051006 180                                                    2757
   144  MEMBER 10011004 180                                                    2757
   145  MEMBER 10041006 180                                                    2757
   146  MEMBER 10021004 140                                                    1757
   147  MEMBER 10021005 140                                                    1757
   148  MEMBER 10041005 140                                                    1757
   149  MEMBER 10011007 WBNSK                                                  0000
   150  MEMBER 10071010 WBNSK        1111                                      0000
   151  MEMBER 10031008 WBNSK                                                  0000
   152  MEMBER 10081011 WBNSK        1111                                      0000
   153  MEMBER 10061009 WBNSK                                                  0000
   154  MEMBER 10091012 WBNSK        1111                                      0000
   155  MEMBER  101 201 DKL                                                    3000
   156  MEMBER  103 203 DKL                                                    3000
   157  MEMBER  106 206 DKL                                                    3000
   158  MEMBER  201 301 DKL                                                    3000
   159  MEMBER  203 303 DKL                                                    3000
   160  MEMBER  206 306 DKL                                                    3000
   161  MEMBER  301 401 DKL                                                    3000
   162  MEMBER  303 403 DKL                                                    3000
   163  MEMBER  306 406 DKL                                                    3000
   164  MEMBER  401 501 JL4                                                F   4800
   165  MEMBER  403 503 JL4                                                F   4800
   166  MEMBER  406 506 JL4                                                F   4800
   167  MEMBER  501 601 JL5                                                F   4750
   168  MEMBER  503 603 JL5                                                F   4750
   169  MEMBER  506 606 JL5                                                F   4750
   170  MEMBER  601 631 JL5                                                F   4750
   171  MEMBER  603 633 JL5                                                F   4750
   172  MEMBER  606 636 JL5                                                F   4750
   173  MEMBER  631 651 JL6                                                    6821
   174  MEMBER  633 653 JL6                                                    6821
   175  MEMBER  636 656 JL6                                                    6821
   176  MEMBER  651 701 JL6                                                    6821
   177  MEMBER  653 703 JL6                                                    6821
   178  MEMBER  656 706 JL6                                                    6821
   179  MEMBER  701 801 JL7                                                    6546
   180  MEMBER  703 803 JL7                                                    6546
   181  MEMBER  706 806 JL7                                                    6546
   182  MEMBER  8011001 JL8                                                    6546
   183  MEMBER  8031003 JL8                                                    6546
   184  MEMBER  8061006 JL8                                                    6546
   185  MEMBER  401 510  P1                                                F   0000 1
   186  MEMBER  403 511  P1                                                F   0000 2
   187  MEMBER  406 512  P1                                                F   0000 3
   188  MEMBER  510 710  P1                                                F   0000 1
   189  MEMBER  511 711  P1                                                F   0000 2
   190  MEMBER  512 712  P1                                                F   0000 3
   191  MEMBER  710 810  P2                                                F   0000 1
   192  MEMBER  711 811  P2                                                F   0000 2
```

```
                    1   1   2   2   3   3   4   4   5   5   6   6   7   7   8
LINE NO. 1...5....0....5....0....5....0....5....0....5....0....5....0....5....0....5....0

   193  MEMBER  712 812  M2                                                  F  0000 3
   194  MEMBER  8101010  M2                                                  F  0000 1
   195  MEMBER  8111011  M2                                                  F  0000 2
   196  MEMBER  8121012  M2                                                  F  0000 3
   197  JOINT
   198  JOINT   101   14.50  -8.37 156.00                    TOP DECK
   199  JOINT   102    0.0   -8.37 156.00                    TOP DECK
   200  JOINT   103  -14.50  -8.37 156.00                    TOP DECK
   201  JOINT   104    7.25   4.18 156.00                    TOP DECK
   202  JOINT   105   -7.25   4.18 156.00                    TOP DECK
   203  JOINT   106    0.0   16.74 156.00                    TOP DECK
   204  JOINT   201   14.50  -8.37 141.00                    EWM DECK
   205  JOINT   202    0.0   -8.37 141.00                    EWM DECK
   206  JOINT   203  -14.50  -8.37 141.00                    EWM DECK
   207  JOINT   204    7.25   4.18 141.00                    EWM DECK
   208  JOINT   205   -7.25   4.18 141.00                    EWM DECK
   209  JOINT   206    0.0   16.74 141.00                    EWM DECK
   210  JOINT   301   14.50  -8.37 126.00                    UK BRACE
   211  JOINT   303  -14.50  -8.37 126.00                    UK BRACE
   212  JOINT   306    0.0   16.74 126.00                    UK BRACE
   213  JOINT   401   14.50  -8.37  97.50                    MP LEVEL
   214  JOINT   403  -14.50  -8.37  97.50                    MP LEVEL
   215  JOINT   406    0.0   16.74  97.50                    MP LEVEL
   216  JOINT   501   15.15  -8.75  93.00                     5 LEVEL
   217  JOINT   502    0.0   -8.75  93.00                     5 LEVEL
   218  JOINT   503  -15.15  -8.75  93.00                     5 LEVEL
   219  JOINT   504    7.58   4.37  93.00                     5 LEVEL
   220  JOINT   505   -7.58   4.37  93.00                     5 LEVEL
   221  JOINT   506    0.0   17.49  93.00                     5 LEVEL
   222  JOINT   507   17.32 -10.00  93.41                     5 LEVEL
   223  JOINT   508  -17.32 -10.00  93.41                     5 LEVEL
   224  JOINT   509    0.0   19.99  93.41                     5 LEVEL
   225  JOINT   510   15.15  -8.75  92.99                     5 LEVEL
   226  JOINT   511  -15.15  -8.75  92.99                     5 LEVEL
   227  JOINT   512    0.0   17.49  92.99                     5 LEVEL
   228  JOINT   513   17.74 -10.25  93.00                    BRG BMPR
   229  JOINT   514  -17.74 -10.25  93.00                    BRG BMPR
   230  JOINT   601   16.01  -9.25  87.00                    BUAT LUG
   231  JOINT   603  -16.01  -9.25  87.00                    BUAT LUG
   232  JOINT   606    0.0   16.49  87.00                    EXTRA JT
   233  JOINT   611   16.01 -15.25  87.00                    BUAT LUG
   234  JOINT   614    0.0  -15.25  87.00                    BUAT LUG
   235  JOINT   613  -16.01 -15.25  87.00                    BUAT LUG
   236  JOINT   651   16.88  -9.75  81.00                    M.L.M.
   237  JOINT   652   -1.13  -9.75  81.00                    M.L.M.
   238  JOINT   653  -16.88  -9.75  81.00                    M.L.M.
   239  JOINT   654    9.00   3.90  81.00                    M.L.M.
   240  JOINT   655   -7.88   5.85  81.00                    M.L.M.
   241  JOINT   656    0.0   19.49  81.00                    M.L.M.
   242  JOINT   651   17.74 -10.25  75.00                    BUAT LUG
```

```
                 1    1    2    2    3    3    4    4    5    5    6    6    7    7    8
LINE NO. 1...5....0....5....0....5....0....5....0....5....0....5....0....5....0....5....0

  243  JOINT  653  -17.74 -10.25  75.00                                  BOAT LOG
  244  JOINT  656    0.0   20.49  75.00                                  BOAT LOG
  245  JOINT  661   17.74 -15.25  75.00                                  BOAT LOG
  246  JOINT  662    0.0  -15.25  75.00                                  BOAT LOG
  247  JOINT  663  -17.74 -15.25  75.00                                  BOAT LOG
  248  JOINT  701   18.76 -10.83  68.00                                   7 LEVEL
  249  JOINT  702    0.0  -10.83  68.00                                   7 LEVEL
  250  JOINT  703  -18.76 -10.83  68.00                                   7 LEVEL
  251  JOINT  704    9.36   5.41  68.00                                   7 LEVEL
  252  JOINT  705   -9.36   5.41  68.00                                   7 LEVEL
  253  JOINT  706    0.0   21.66  68.00                                   7 LEVEL
  254  JOINT  707   20.93 -12.08  68.41                                   7 LEVEL
  255  JOINT  708  -20.93 -12.08  68.41                                   7 LEVEL
  256  JOINT  709    0.0   24.16  68.41                                   7 LEVEL
  257  JOINT  710   18.76 -10.83  67.99                                   7 LEVEL
  258  JOINT  711  -18.76 -10.83  67.99                                   7 LEVEL
  259  JOINT  712    0.0   21.66  67.99                                   7 LEVEL
  260  JOINT  801   23.66 -13.66  34.00                                   8 LEVEL
  261  JOINT  802    0.0  -13.66  34.00                                   8 LEVEL
  262  JOINT  803  -23.66 -13.66  34.00                                   8 LEVEL
  263  JOINT  804   11.83   6.83  34.00                                   8 LEVEL
  264  JOINT  805  -11.83   6.83  34.00                                   8 LEVEL
  265  JOINT  806    0.0   27.33  34.00                                   8 LEVEL
  266  JOINT  807   25.83 -14.91  34.41                                   8 LEVEL
  267  JOINT  808  -25.83 -14.91  34.41                                   8 LEVEL
  268  JOINT  809    0.0   29.83  34.41                                   8 LEVEL
  269  JOINT  810   23.66 -13.66  33.99                                   8 LEVEL
  270  JOINT  811  -23.66 -13.66  33.99                                   8 LEVEL
  271  JOINT  812    0.0   27.33  33.99                                   8 LEVEL
  272  JOINT 1001   28.57 -16.49   0.0                                    MUDLINE
  273  JOINT 1002    0.0  -16.49   0.0                                    MUDLINE
  274  JOINT 1003  -28.57 -16.49   0.0                                    MUDLINE
  275  JOINT 1004   14.29   8.25   0.0                                    MUDLINE
  276  JOINT 1005  -14.29   8.25   0.0                                    MUDLINE
  277  JOINT 1006    0.0   32.99   0.0                                    MUDLINE
  278  JOINT 1007   30.74 -17.74   0.41                                   MUDLINE
  279  JOINT 1008  -30.74 -17.74   0.41                                   MUDLINE
  280  JOINT 1009    0.0   35.49   0.41                                   MUDLINE
  281  JOINT 1010   28.57 -16.49  -0.01                          111111 MDLH PIL
  282  JOINT 1010                                                NONLIN
  283  JOINT 1010                                  1010    810 OBLIQU
  284  JOINT 1011  -28.57 -16.49  -0.01                          111111 MDLH PIL
  285  JOINT 1011                                                NONLIN
  286  JOINT 1011                                  1011    811 OBLIQU
  287  JOINT 1012    0.0   32.99  -0.01                          111111 MDLH PIL
  288  JOINT 1012                                                NONLIN
  289  JOINT 1012                                  1012    812 OBLIQU
  290  LOAD
  291  LOADCN   1
  292  LOAD Y  401 510    0.00    780                                    GLOB CONC     WN 0 1
```

```
                  1    1    2    2    3    3    4    4    5    5    6    6    7    7    8
LINE NO. 1...5....0....5....0....5....0....5....0....5....0....5....0....5....0....5....0

    293  LOAD X   401 510                                  0.00-472951 GLOB MOMT     WN 0 1
    294  LOAD Y   403 511    0.00     780                               GLOB CONC     WN 0 1
    295  LOAD X   403 511                                  0.00-472951 GLOB MOMT     WN 0 1
    296  LOAD Y   406 512    0.00     780                               GLOB CONC     WN 0 1
    297  LOAD X   406 512                                  0.00-472951 GLOB MOMT     WN 0 1
    298  LOAD X   201 303    9.73      08    4.58      09               GLOB UNIF     WV 0 1
    299  LOAD Y   201 303    9.73     101    4.58     119               GLOB UNIF     WV 0 1
    300  LOAD Z   201 303    9.73-     15    4.58-     17               GLOB UNIF     WV 0 1
    301  LOAD X   201 303   14.31      09    4.58      10               GLOB UNIF     WV 0 1
    302  LOAD Y   201 303   14.31     119    4.58     136               GLOB UNIF     WV 0 1
    303  LOAD Z   201 303   14.31-     17    4.58-     19               GLOB UNIF     WV 0 1
    304  LOAD X   201 303   18.90      10    4.58      11               GLOB UNIF     WV 0 1
    305  LOAD Y   201 303   18.90     136    4.58     154               GLOB UNIF     WV 0 1
    306  LOAD Z   201 303   18.90-     19    4.58-     21               GLOB UNIF     WV 0 1
    307  LOAD X   201 303   23.48      11    4.58      11               GLOB UNIF     WV 0 1
    308  LOAD Y   201 303   23.48     154    4.58     165               GLOB UNIF     WV 0 1
    309  LOAD Z   201 303   23.48-     21    4.58-     22               GLOB UNIF     WV 0 1
    310  LOAD X   201 303   28.06      11    4.58      11               GLOB UNIF     WV 0 1
    311  LOAD Y   201 303   28.06     165    4.58     176               GLOB UNIF     WV 0 1
    312  LOAD Z   201 303   28.06-     22    4.58-     22               GLOB UNIF     WV 0 1
    313  LOAD X   206 301   20.50      61    2.43      70               GLOB UNIF     WV 0 1
    314  LOAD Y   206 301   20.50      93    2.43     109               GLOB UNIF     WV 0 1
    315  LOAD Z   206 301   20.50-     96    2.43-    115               GLOB UNIF     WV 0 1
    316  LOAD X   206 301   22.93      70    2.43      73               GLOB UNIF     WV 0 1
    317  LOAD Y   206 301   22.93     109    2.43     117               GLOB UNIF     WV 0 1
    318  LOAD Z   206 301   22.93-    115    2.43-    125               GLOB UNIF     WV 0 1
    319  LOAD X   206 301   25.36      73    2.43      74               GLOB UNIF     WV 0 1
    320  LOAD Y   206 301   25.36     117    2.43     122               GLOB UNIF     WV 0 1
    321  LOAD Z   206 301   25.36-    125    2.43-    132               GLOB UNIF     WV 0 1
    322  LOAD X   206 301   27.79      74    2.43      76               GLOB UNIF     WV 0 1
    323  LOAD Y   206 301   27.79     122    2.43     127               GLOB UNIF     WV 0 1
    324  LOAD Z   206 301   27.79-    132    2.43-    138               GLOB UNIF     WV 0 1
    325  LOAD X   206 301   30.22      76    2.43      78               GLOB UNIF     WV 0 1
    326  LOAD Y   206 301   30.22     127    2.43     132               GLOB UNIF     WV 0 1
    327  LOAD Z   206 301   30.22-    138    2.43-    145               GLOB UNIF     WV 0 1
    328  LOAD X   301 403    0.00      14    8.13      15               GLOB UNIF     WV 0 1
    329  LOAD Y   301 403    0.00     176    8.13     206               GLOB UNIF     WV 0 1
    330  LOAD Z   301 403    0.00-     14    8.13-     15               GLOB UNIF     WV 0 1
    331  LOAD X   301 403    8.13      15    8.13      14               GLOB UNIF     WV 0 1
    332  LOAD Y   301 403    8.13     206    8.13     199               GLOB UNIF     WV 0 1
    333  LOAD Z   301 403    8.13-     15    8.13-     14               GLOB UNIF     WV 0 1
    334  LOAD X   301 403   16.26      14    8.13      14               GLOB UNIF     WV 0 1
    335  LOAD Y   301 403   16.26     199    8.13     184               GLOB UNIF     WV 0 1
    336  LOAD Z   301 403   16.26-     14    8.13-     14               GLOB UNIF     WV 0 1
    337  LOAD X   301 403   24.40      14    8.13      13               GLOB UNIF     WV 0 1
    338  LOAD Y   301 403   24.40     184    8.13     144               GLOB UNIF     WV 0 1
    339  LOAD Z   301 403   24.40-     14    8.13-     13               GLOB UNIF     WV 0 1
    340  LOAD X   301 403   32.53      13    8.13      12               GLOB UNIF     WV 0 1
    341  LOAD Y   301 403   32.53     144    8.13     116               GLOB UNIF     WV 0 1
    342  LOAD Z   301 403   32.53-     13    8.13-     12               GLOB UNIF     WV 0 1
```

LINE NO.																		
383	LOAD	Y	301	303	0.00	146	5.80	146			GLOB	UNIF		WV	0	1		
384	LOAD	Z	301	303	0.00-	19	5.80-	19			GLOB	UNIF		WV	0	1		
385	LOAD	Y	301	303	5.80	146	5.80	146			GLOB	UNIF		WV	0	1		
386	LOAD	Z	301	303	5.80-	19	5.80-	19			GLOB	UNIF		WV	0	1		
387	LOAD	Y	301	303	11.60	146	5.80	146			GLOB	UNIF		WV	0	1		
388	LOAD	Z	301	303	11.60-	19	5.80-	19			GLOB	UNIF		WV	0	1		
389	LOAD	Y	301	303	17.40	146	5.80	146			GLOB	UNIF		WV	0	1		
390	LOAD	Z	301	303	17.40-	19	5.80-	19			GLOB	UNIF		WV	0	1		
391	LOAD	Y	301	303	23.20	146	5.80	146			GLOB	UNIF		WV	0	1		
392	LOAD	Z	301	303	23.20-	19	5.80-	19			GLOB	UNIF		WV	0	1		
393	LOAD	A	303	306	0.00-	65	3.63-	62			GLOB	UNIF		WV	0	1		
394	LOAD	Y	303	306	0.00	37	3.63	36			GLOB	UNIF		WV	0	1		
395	LOAD	Z	303	306	0.00-	19	3.63-	18			GLOB	UNIF		WV	0	1		
396	LOAD	A	303	306	3.63-	62	3.63-	60			GLOB	UNIF		WV	0	1		
397	LOAD	Y	303	306	3.63	56	3.63	55			GLOB	UNIF		WV	0	1		
398	LOAD	Z	303	306	3.63-	16	3.63-	14			GLOB	UNIF		WV	0	1		
399	LOAD	A	303	306	7.65-	60	3.63-	56			GLOB	UNIF		WV	0	1		
400	LOAD	Y	303	306	7.65	35	3.63	32			GLOB	UNIF		WV	0	1		
401	LOAD	Z	303	306	7.65-	14	3.63-	09			GLOB	UNIF		WV	0	1		
402	LOAD	A	303	306	11.48-	56	3.63-	50			GLOB	UNIF		WV	0	1		
403	LOAD	Y	303	306	11.48	32	3.63	29			GLOB	UNIF		WV	0	1		
404	LOAD	Z	303	306	11.48-	09	3.63-	02			GLOB	UNIF		WV	0	1		
405	LOAD	A	303	306	15.30-	50	3.63-	44			GLOB	UNIF		WV	0	1		
406	LOAD	Y	303	306	15.30	29	3.63	25			GLOB	UNIF		WV	0	1		
407	LOAD	Z	303	306	15.30-	02	1.39				GLOB	UNIF		WV	0	1		
408	LOAD	Z	303	306	16.69		2.43	04			GLOB	UNIF		WV	0	1		
409	LOAD	A	303	306	19.13-	44	3.63-	28			GLOB	UNIF		WV	0	1		
410	LOAD	Y	303	306	19.13	25	3.63	18			GLOB	UNIF		WV	0	1		
411	LOAD	Z	303	306	19.13	04	3.63	11			GLOB	UNIF		WV	0	1		
412	LOAD	A	301	306	0.00	65	3.63	62			GLOB	UNIF		WV	0	1		
413	LOAD	Y	301	306	0.00	37	3.63	36			GLOB	UNIF		WV	0	1		
414	LOAD	Z	301	306	0.00-	19	3.63-	16			GLOB	UNIF		WV	0	1		
415	LOAD	A	301	306	3.63	62	3.63	60			GLOB	UNIF		WV	0	1		
416	LOAD	Y	301	306	3.63	56	3.63	55			GLOB	UNIF		WV	0	1		
417	LOAD	Z	301	306	3.63-	16	3.63-	14			GLOB	UNIF		WV	0	1		
418	LOAD	A	301	306	7.65	60	3.63	56			GLOB	UNIF		WV	0	1		
419	LOAD	Y	301	306	7.65	35	3.63	32			GLOB	UNIF		WV	0	1		
420	LOAD	Z	301	306	7.65-	14	3.63-	09			GLOB	UNIF		WV	0	1		
421	LOAD	A	301	306	11.48	56	3.63	50			GLOB	UNIF		WV	0	1		
422	LOAD	Y	301	306	11.48	32	3.63	29			GLOB	UNIF		WV	0	1		
423	LOAD	Z	301	306	11.48-	09	3.63-	02			GLOB	UNIF		WV	0	1		
424	LOAD	A	301	306	15.30	50	3.63	44			GLOB	UNIF		WV	0	1		
425	LOAD	Y	301	306	15.30	29	3.63	25			GLOB	UNIF		WV	0	1		
426	LOAD	Z	301	306	15.30-	02	1.39				GLOB	UNIF		WV	0	1		
427	LOAD	Z	301	306	16.69		2.43	04			GLOB	UNIF		WV	0	1		
428	LOAD	A	301	306	19.13	44	3.63	28			GLOB	UNIF		WV	0	1		
429	LOAD	Y	301	306	19.13	25	3.63	18			GLOB	UNIF		WV	0	1		
430	LOAD	Z	301	306	19.13	04	3.63	11			GLOB	UNIF		WV	0	1		
431	LOAD	Y	301	302	0.00	69	3.63	69			GLOB	UNIF		WV	0	1		
432	LOAD	Z	301	302	0.00-	10	3.63-	10			GLOB	UNIF		WV	0	1		

LINE NO.																			
393	LOAD	Y	501	502	3.03	69	3.03	69					GLOB	UNIF	WV	0	1		
394	LOAD	Z	501	502	3.03-	10	3.03-	10					GLOB	UNIF	WV	0	1		
395	LOAD	Y	501	502	6.06	69	3.03	69					GLOB	UNIF	WV	0	1		
396	LOAD	Z	501	502	6.06-	10	3.03-	10					GLOB	UNIF	WV	0	1		
397	LOAD	Y	501	502	9.09	69	3.03	69					GLOB	UNIF	WV	0	1		
398	LOAD	Z	501	502	9.09-	10	3.03-	10					GLOB	UNIF	WV	0	1		
399	LOAD	Y	501	502	12.12	69	3.03	69					GLOB	UNIF	WV	0	1		
400	LOAD	Z	501	502	12.12-	10	3.03-	10					GLOB	UNIF	WV	0	1		
401	LOAD	Y	502	503	0.00	69	3.03	69					GLOB	UNIF	WV	0	1		
402	LOAD	Z	502	503	0.00-	10	3.03-	10					GLOB	UNIF	WV	0	1		
403	LOAD	Y	502	503	3.03	69	3.03	69					GLOB	UNIF	WV	0	1		
404	LOAD	Z	502	503	3.03-	10	3.03-	10					GLOB	UNIF	WV	0	1		
405	LOAD	Y	502	503	6.06	69	3.03	69					GLOB	UNIF	WV	0	1		
406	LOAD	Z	502	503	6.06-	10	3.03-	10					GLOB	UNIF	WV	0	1		
407	LOAD	Y	502	503	9.09	69	3.03	69					GLOB	UNIF	WV	0	1		
408	LOAD	Z	502	503	9.09-	10	3.03-	10					GLOB	UNIF	WV	0	1		
409	LOAD	Y	502	503	12.12	69	3.03	69					GLOB	UNIF	WV	0	1		
410	LOAD	Z	502	503	12.12-	10	3.03-	10					GLOB	UNIF	WV	0	1		
411	LOAD	X	503	505	0.00-	30	3.03-	30					GLOB	UNIF	WV	0	1		
412	LOAD	Y	503	505	0.00	17	3.03	17					GLOB	UNIF	WV	0	1		
413	LOAD	Z	503	505	0.00-	10	3.03-	10					GLOB	UNIF	WV	0	1		
414	LOAD	X	503	505	3.03-	30	3.03-	30					GLOB	UNIF	WV	0	1		
415	LOAD	Y	503	505	3.03	17	3.03	17					GLOB	UNIF	WV	0	1		
416	LOAD	Z	503	505	3.03-	10	3.03-	09					GLOB	UNIF	WV	0	1		
417	LOAD	X	503	505	6.06-	30	3.03-	30					GLOB	UNIF	WV	0	1		
418	LOAD	Y	503	505	6.06	17	3.03	16					GLOB	UNIF	WV	0	1		
419	LOAD	Z	503	505	6.06-	09	3.03-	09					GLOB	UNIF	WV	0	1		
420	LOAD	X	503	505	9.09-	30	3.03-	30					GLOB	UNIF	WV	0	1		
421	LOAD	Y	503	505	9.09	16	3.03	17					GLOB	UNIF	WV	0	1		
422	LOAD	Z	503	505	9.09-	09	3.03-	08					GLOB	UNIF	WV	0	1		
423	LOAD	X	503	505	12.12-	30	3.03-	30					GLOB	UNIF	WV	0	1		
424	LOAD	Y	503	505	12.12	17	3.03	17					GLOB	UNIF	WV	0	1		
425	LOAD	Z	503	505	12.12-	08	3.03-	07					GLOB	UNIF	WV	0	1		
426	LOAD	X	505	506	0.00-	30	3.03-	30					GLOB	UNIF	WV	0	1		
427	LOAD	Y	505	506	0.00	17	3.03	17					GLOB	UNIF	WV	0	1		
428	LOAD	Z	505	506	0.00-	07	3.03-	07					GLOB	UNIF	WV	0	1		
429	LOAD	X	505	506	3.03-	30	3.03-	30					GLOB	UNIF	WV	0	1		
430	LOAD	Y	505	506	3.03	17	3.03	17					GLOB	UNIF	WV	0	1		
431	LOAD	Z	505	506	3.03-	07	3.03-	06					GLOB	UNIF	WV	0	1		
432	LOAD	X	505	506	6.06-	30	3.03-	29					GLOB	UNIF	WV	0	1		
433	LOAD	Y	505	506	6.06	17	3.03	17					GLOB	UNIF	WV	0	1		
434	LOAD	Z	505	506	6.06-	06	3.03-	04					GLOB	UNIF	WV	0	1		
435	LOAD	X	505	506	9.09-	29	3.03-	29					GLOB	UNIF	WV	0	1		
436	LOAD	Y	505	506	9.09	17	3.03	17					GLOB	UNIF	WV	0	1		
437	LOAD	Z	505	506	9.09-	04	3.03-	03					GLOB	UNIF	WV	0	1		
438	LOAD	X	505	506	12.12-	29	3.03-	26					GLOB	UNIF	WV	0	1		
439	LOAD	Y	505	506	12.12	17	3.03	16					GLOB	UNIF	WV	0	1		
440	LOAD	Z	505	506	12.12-	03	3.03-	02					GLOB	UNIF	WV	0	1		
441	LOAD	X	501	504	0.00	30	3.03	30					GLOB	UNIF	WV	0	1		
442	LOAD	Y	501	504	0.00	17	3.03	17					GLOB	UNIF	WV	0	1		

```
                  1    1    2    2    3    3    4    4    5    5    6    6    7    7    8
LINE NO. 1...5....0....5....0....5....0....5....0....5....0....5....0....5....0....5....0

   443  LOAD Z  501 504   0.00-   10   3.03-   10                GLOB UNIF     WV 0 1
   444  LOAD X  501 504   3.03    30   3.03    30                GLOB UNIF     WV 0 1
   445  LOAD Y  501 504   3.03    17   3.03    17                GLOB UNIF     WV 0 1
   446  LOAD Z  501 504   3.03-   10   3.03-   09                GLOB UNIF     WV 0 1
   447  LOAD X  501 504   6.06    30   3.03    30                GLOB UNIF     WV 0 1
   448  LOAD Y  501 504   6.06    17   3.03    16                GLOB UNIF     WV 0 1
   449  LOAD Z  501 504   6.06-   09   3.03-   09                GLOB UNIF     WV 0 1
   450  LOAD X  501 504   9.09    30   3.03    30                GLOB UNIF     WV 0 1
   451  LOAD Y  501 504   9.09    16   3.03    17                GLOB UNIF     WV 0 1
   452  LOAD Z  501 504   9.09-   09   3.03-   08                GLOB UNIF     WV 0 1
   453  LOAD X  501 504  12.12    30   3.03    30                GLOB UNIF     WV 0 1
   454  LOAD Y  501 504  12.12    17   3.03    17                GLOB UNIF     WV 0 1
   455  LOAD Z  501 504  12.12-   08   3.03-   07                GLOB UNIF     WV 0 1
   456  LOAD X  504 506   0.00    30   3.03    30                GLOB UNIF     WV 0 1
   457  LOAD Y  504 506   0.00    17   3.03    17                GLOB UNIF     WV 0 1
   458  LOAD Z  504 506   0.00-   07   3.03-   07                GLOB UNIF     WV 0 1
   459  LOAD X  504 506   3.03    30   3.03    30                GLOB UNIF     WV 0 1
   460  LOAD Y  504 506   3.03    17   3.03    17                GLOB UNIF     WV 0 1
   461  LOAD Z  504 506   3.03-   07   3.03-   06                GLOB UNIF     WV 0 1
   462  LOAD X  504 506   6.06    30   3.03    29                GLOB UNIF     WV 0 1
   463  LOAD Y  504 506   6.06    17   3.03    17                GLOB UNIF     WV 0 1
   464  LOAD Z  504 506   6.06-   06   3.03-   04                GLOB UNIF     WV 0 1
   465  LOAD X  504 506   9.09    29   3.03    29                GLOB UNIF     WV 0 1
   466  LOAD Y  504 506   9.09    17   3.03    17                GLOB UNIF     WV 0 1
   467  LOAD Z  504 506   9.09-   04   3.03-   03                GLOB UNIF     WV 0 1
   468  LOAD X  504 506  12.12    29   3.03    26                GLOB UNIF     WV 0 1
   469  LOAD Y  504 506  12.12    17   3.03    16                GLOB UNIF     WV 0 1
   470  LOAD Z  504 506  12.12-   03   3.03-   02                GLOB UNIF     WV 0 1
   471  LOAD X  502 504   0.00-   20   3.03-   20                GLOB UNIF     WV 0 1
   472  LOAD Y  502 504   0.00    12   3.03    12                GLOB UNIF     WV 0 1
   473  LOAD Z  502 504   0.00-   04   3.03-   04                GLOB UNIF     WV 0 1
   474  LOAD X  502 504   3.03-   20   3.03-   20                GLOB UNIF     WV 0 1
   475  LOAD Y  502 504   3.03    12   3.03    12                GLOB UNIF     WV 0 1
   476  LOAD Z  502 504   3.03-   04   3.03-   04                GLOB UNIF     WV 0 1
   477  LOAD X  502 504   6.06-   20   3.03-   20                GLOB UNIF     WV 0 1
   478  LOAD Y  502 504   6.06    12   3.03    12                GLOB UNIF     WV 0 1
   479  LOAD Z  502 504   6.06-   04   3.03-   04                GLOB UNIF     WV 0 1
   480  LOAD X  502 504   9.09-   20   3.03-   20                GLOB UNIF     WV 0 1
   481  LOAD Y  502 504   9.09    12   3.03    12                GLOB UNIF     WV 0 1
   482  LOAD Z  502 504   9.09-   04   3.03-   03                GLOB UNIF     WV 0 1
   483  LOAD X  502 504  12.12-   20   3.03-   20                GLOB UNIF     WV 0 1
   484  LOAD Y  502 504  12.12    12   3.03    11                GLOB UNIF     WV 0 1
   485  LOAD Z  502 504  12.12-   03   3.03-   03                GLOB UNIF     WV 0 1
   486  LOAD X  502 505   0.00    20   3.03    20                GLOB UNIF     WV 0 1
   487  LOAD Y  502 505   0.00    12   3.03    12                GLOB UNIF     WV 0 1
   488  LOAD Z  502 505   0.00-   04   3.03-   04                GLOB UNIF     WV 0 1
   489  LOAD X  502 505   3.03    20   3.03    20                GLOB UNIF     WV 0 1
   490  LOAD Y  502 505   3.03    12   3.03    12                GLOB UNIF     WV 0 1
   491  LOAD Z  502 505   3.03-   04   3.03-   04                GLOB UNIF     WV 0 1
   492  LOAD X  502 505   6.06    20   3.03    20                GLOB UNIF     WV 0 1
```

LINE NO.														
493	LOAD	Y	502	505	6.06	12	3.03	12		GLOB	UNIF	WV	0	1
494	LOAD	Z	502	505	6.06-	04	3.03-	04		GLOB	UNIF	WV	0	1
495	LOAD	X	502	505	9.09	20	3.03	20		GLOB	UNIF	WV	0	1
496	LOAD	Y	502	505	9.09	12	3.03	12		GLOB	UNIF	WV	0	1
497	LOAD	Z	502	505	9.09-	04	3.03-	03		GLOB	UNIF	WV	0	1
498	LOAD	X	502	505	12.12	20	3.03	20		GLOB	UNIF	WV	0	1
499	LOAD	Y	502	505	12.12	12	3.03	11		GLOB	UNIF	WV	0	1
500	LOAD	Z	502	505	12.12-	03	3.03-	03		GLOB	UNIF	WV	0	1
501	LOAD	Y	504	505	0.00	46	3.03	46		GLOB	UNIF	WV	0	1
502	LOAD	Z	504	505	0.00-	03	3.03-	03		GLOB	UNIF	WV	0	1
503	LOAD	Y	504	505	3.03	46	3.03	46		GLOB	UNIF	WV	0	1
504	LOAD	Z	504	505	3.03-	03	3.03-	03		GLOB	UNIF	WV	0	1
505	LOAD	Y	504	505	6.06	46	3.03	46		GLOB	UNIF	WV	0	1
506	LOAD	Z	504	505	6.06-	03	3.03-	03		GLOB	UNIF	WV	0	1
507	LOAD	Y	504	505	9.10	46	3.03	46		GLOB	UNIF	WV	0	1
508	LOAD	Z	504	505	9.10-	03	3.03-	03		GLOB	UNIF	WV	0	1
509	LOAD	Y	504	505	12.13	46	3.03	46		GLOB	UNIF	WV	0	1
510	LOAD	Z	504	505	12.13-	03	3.03-	03		GLOB	UNIF	WV	0	1
511	LOAD	X	501	513	0.00	22	.60	22		GLOB	UNIF	WV	0	1
512	LOAD	Y	501	513	0.00	39	.60	39		GLOB	UNIF	WV	0	1
513	LOAD	Z	501	513	0.00-	06	.60-	06		GLOB	UNIF	WV	0	1
514	LOAD	X	501	513	.60	22	.60	22		GLOB	UNIF	WV	0	1
515	LOAD	Y	501	513	.60	39	.60	39		GLOB	UNIF	WV	0	1
516	LOAD	Z	501	513	.60-	06	.60-	06		GLOB	UNIF	WV	0	1
517	LOAD	X	501	513	1.20	22	.60	22		GLOB	UNIF	WV	0	1
518	LOAD	Y	501	513	1.20	39	.60	39		GLOB	UNIF	WV	0	1
519	LOAD	Z	501	513	1.20-	06	.60-	06		GLOB	UNIF	WV	0	1
520	LOAD	X	501	513	1.80	22	.60	22		GLOB	UNIF	WV	0	1
521	LOAD	Y	501	513	1.80	39	.60	38		GLOB	UNIF	WV	0	1
522	LOAD	Z	501	513	1.80-	06	.60-	06		GLOB	UNIF	WV	0	1
523	LOAD	X	501	513	2.39	22	.60	22		GLOB	UNIF	WV	0	1
524	LOAD	Y	501	513	2.39	38	.60	38		GLOB	UNIF	WV	0	1
525	LOAD	Z	501	513	2.39-	06	.60-	06		GLOB	UNIF	WV	0	1
526	LOAD	X	503	514	0.00-	22	.60-	22		GLOB	UNIF	WV	0	1
527	LOAD	Y	503	514	0.00	39	.60	39		GLOB	UNIF	WV	0	1
528	LOAD	Z	503	514	0.00-	06	.60-	06		GLOB	UNIF	WV	0	1
529	LOAD	X	503	514	.60-	22	.60-	22		GLOB	UNIF	WV	0	1
530	LOAD	Y	503	514	.60	39	.60	39		GLOB	UNIF	WV	0	1
531	LOAD	Z	503	514	.60-	06	.60-	06		GLOB	UNIF	WV	0	1
532	LOAD	X	503	514	1.20-	22	.60-	22		GLOB	UNIF	WV	0	1
533	LOAD	Y	503	514	1.20	39	.60	39		GLOB	UNIF	WV	0	1
534	LOAD	Z	503	514	1.20-	06	.60-	06		GLOB	UNIF	WV	0	1
535	LOAD	X	503	514	1.80-	22	.60-	22		GLOB	UNIF	WV	0	1
536	LOAD	Y	503	514	1.80	39	.60	38		GLOB	UNIF	WV	0	1
537	LOAD	Z	503	514	1.80-	06	.60-	06		GLOB	UNIF	WV	0	1
538	LOAD	X	503	514	2.39-	22	.60-	22		GLOB	UNIF	WV	0	1
539	LOAD	Y	503	514	2.39	38	.60	38		GLOB	UNIF	WV	0	1
540	LOAD	Z	503	514	2.39-	06	.60-	06		GLOB	UNIF	WV	0	1
541	LOAD	Y	513	651	0.00	171	3.60	156		GLOB	UNIF	WV	0	1
542	LOAD	Y	513	651	3.60	156	3.60	145		GLOB	UNIF	WV	0	1

343	LJAU	I	513	651	7,20	145	5,00	134							GLUB	UNIF		MV	0	1	
344	LJAU	I	513	651	10,00	134	5,00	124							GLUB	UNIF		MV	0	1	
345	LJAU	I	513	651	14,40	124	5,00	110							GLUB	UNIF		MV	0	1	
346	LJAU	I	514	653	0,00	171	5,00	150							GLUB	UNIF		MV	0	1	
347	LJAU	I	514	653	5,00	150	5,00	145							GLUB	UNIF		MV	0	1	
348	LJAU	I	514	653	7,20	145	5,00	134							GLUB	UNIF		MV	0	1	
349	LJAU	I	514	653	10,00	134	5,00	124							GLUB	UNIF		MV	0	1	
350	LJAU	I	514	653	14,40	124	5,00	110							GLUB	UNIF		MV	0	1	
351	LJAU	I	611	611	0,00*	97	1,20*	97							GLUB	UNIF		MV	0	1	
352	LJAU	I	611	611	1,20*	97	1,20*	97							GLUB	UNIF		MV	0	1	
353	LJAU	I	611	611	2,40*	97	1,20*	97							GLUB	UNIF		MV	0	1	
354	LJAU	I	611	611	3,60*	97	1,20*	97							GLUB	UNIF		MV	0	1	
355	LJAU	I	611	611	4,80*	97	1,20*	97							GLUB	UNIF		MV	0	1	
356	LJAU	I	615	615	0,00*	97	1,20*	97							GLUB	UNIF		MV	0	1	
357	LJAU	I	615	615	1,20*	97	1,20*	97							GLUB	UNIF		MV	0	1	
358	LJAU	I	615	615	2,40*	97	1,20*	97							GLUB	UNIF		MV	0	1	
359	LJAU	I	615	615	3,60*	97	1,20*	97							GLUB	UNIF		MV	0	1	
360	LJAU	I	615	615	4,80*	97	1,20*	97							GLUB	UNIF		MV	0	1	
361	LJAU	I	651	651	0,00*	92	1,00*	92							GLUB	UNIF		MV	0	1	
362	LJAU	I	651	651	1,00*	92	1,00*	92							GLUB	UNIF		MV	0	1	
363	LJAU	I	651	651	2,00*	92	1,00*	92							GLUB	UNIF		MV	0	1	
364	LJAU	I	651	651	3,00*	92	1,00*	92							GLUB	UNIF		MV	0	1	
365	LJAU	I	651	651	4,00*	92	1,00*	92							GLUB	UNIF		MV	0	1	
366	LJAU	I	655	655	0,00*	92	1,00*	92							GLUB	UNIF		MV	0	1	
367	LJAU	I	655	655	1,00*	92	1,00*	92							GLUB	UNIF		MV	0	1	
368	LJAU	I	655	655	2,00*	92	1,00*	92							GLUB	UNIF		MV	0	1	
369	LJAU	I	655	655	3,00*	92	1,00*	92							GLUB	UNIF		MV	0	1	
370	LJAU	I	655	655	4,00*	92	1,00*	92							GLUB	UNIF		MV	0	1	
371	LJAU	I	611	612	0,00	45	5,20	45							GLUB	UNIF		MV	0	1	
372	LJAU	I	611	612	0,00*	95	5,20*	95							GLUB	UNIF		MV	0	1	
373	LJAU	I	611	612	5,20	45	5,20	45							GLUB	UNIF		MV	0	1	
374	LJAU	I	611	612	5,20*	95	5,20*	95							GLUB	UNIF		MV	0	1	
375	LJAU	I	611	612	9,40	45	5,20	45							GLUB	UNIF		MV	0	1	
376	LJAU	I	611	612	9,40*	95	5,20*	95							GLUB	UNIF		MV	0	1	
377	LJAU	I	611	612	9,61	45	5,20	45							GLUB	UNIF		MV	0	1	
378	LJAU	I	611	612	9,61*	95	5,20*	95							GLUB	UNIF		MV	0	1	
379	LJAU	I	611	612	14,61	45	5,20	45							GLUB	UNIF		MV	0	1	
380	LJAU	I	611	612	14,61*	95	5,20*	95							GLUB	UNIF		MV	0	1	
381	LJAU	I	612	615	0,00	45	5,20	45							GLUB	UNIF		MV	0	1	
382	LJAU	I	612	615	0,00*	95	5,20*	95							GLUB	UNIF		MV	0	1	
383	LJAU	I	612	615	5,20	45	5,20	45							GLUB	UNIF		MV	0	1	
384	LJAU	I	612	615	5,20*	95	5,20*	95							GLUB	UNIF		MV	0	1	
385	LJAU	I	612	615	9,40	45	5,20	45							GLUB	UNIF		MV	0	1	
386	LJAU	I	612	615	9,40*	95	5,20*	95							GLUB	UNIF		MV	0	1	
387	LJAU	I	612	615	9,61	45	5,20	45							GLUB	UNIF		MV	0	1	
388	LJAU	I	612	615	9,61*	95	5,20*	95							GLUB	UNIF		MV	0	1	
389	LJAU	I	612	615	14,61	45	5,20	45							GLUB	UNIF		MV	0	1	
390	LJAU	I	612	615	14,61*	95	5,20*	95							GLUB	UNIF		MV	0	1	
391	LJAU	I	661	662	0,00	77	5,55	77							GLUB	UNIF		MV	0	1	
392	LJAU	I	661	662	0,00*	65	5,55*	65							GLUB	UNIF		MV	0	1	

```
                  1    1    2    2    3    3    4    4    5    5    6    6    7    7    8
LINE NO. 1...5....0....5....0....5....0....5....0....5....0....5....0....5....0....5....0

    593  LOAD Y  661 662   3.55     77   3.55     77                GLOB UNIF     WV 0 1
    594  LOAD Z  661 662   3.55-    05   3.55-    05                GLOB UNIF     WV 0 1
    595  LOAD Y  661 662   7.10     77   3.55     77                GLOB UNIF     WV 0 1
    596  LOAD Z  661 662   7.10-    05   3.55-    05                GLOB UNIF     WV 0 1
    597  LOAD Y  661 662  10.64     77   3.55     77                GLOB UNIF     WV 0 1
    598  LOAD Z  661 662  10.64-    05   3.55-    05                GLOB UNIF     WV 0 1
    599  LOAD Y  661 662  14.19     77   3.55     77                GLOB UNIF     WV 0 1
    600  LOAD Z  661 662  14.19-    05   3.55-    05                GLOB UNIF     WV 0 1
    601  LOAD Y  662 663   0.00     77   3.55     77                GLOB UNIF     WV 0 1
    602  LOAD Z  662 663   0.00-    05   3.55-    05                GLOB UNIF     WV 0 1
    603  LOAD Y  662 663   3.55     77   3.55     77                GLOB UNIF     WV 0 1
    604  LOAD Z  662 663   3.55-    05   3.55-    05                GLOB UNIF     WV 0 1
    605  LOAD Y  662 663   7.10     77   3.55     77                GLOB UNIF     WV 0 1
    606  LOAD Z  662 663   7.10-    05   3.55-    05                GLOB UNIF     WV 0 1
    607  LOAD Y  662 663  10.64     77   3.55     77                GLOB UNIF     WV 0 1
    608  LOAD Z  662 663  10.64-    05   3.55-    05                GLOB UNIF     WV 0 1
    609  LOAD Y  662 663  14.19     77   3.55     77                GLOB UNIF     WV 0 1
    610  LOAD Z  662 663  14.19-    05   3.55-    05                GLOB UNIF     WV 0 1
    611  LOAD X  611 661   0.00-    04   2.42-    04                GLOB UNIF     WV 0 1
    612  LOAD Y  611 661   0.00    106   2.42    100                GLOB UNIF     WV 0 1
    613  LOAD Z  611 661   0.00-     1   2.42-     1                GLOB UNIF     WV 0 1
    614  LOAD X  611 661   2.42-    04   2.42-    04                GLOB UNIF     WV 0 1
    615  LOAD Y  611 661   2.42    100   2.42     95                GLOB UNIF     WV 0 1
    616  LOAD Z  611 661   2.42-     1   2.42-     1                GLOB UNIF     WV 0 1
    617  LOAD X  611 661   4.85-    04   2.42-    04                GLOB UNIF     WV 0 1
    618  LOAD Y  611 661   4.85     95   2.42     90                GLOB UNIF     WV 0 1
    619  LOAD Z  611 661   4.85-     1   2.42-     1                GLOB UNIF     WV 0 1
    620  LOAD X  611 661   7.27-    04   2.42-    04                GLOB UNIF     WV 0 1
    621  LOAD Y  611 661   7.27     90   2.42     86                GLOB UNIF     WV 0 1
    622  LOAD Z  611 661   7.27-     1   2.42-     1                GLOB UNIF     WV 0 1
    623  LOAD X  611 661   9.70-    04   2.42-    04                GLOB UNIF     WV 0 1
    624  LOAD Y  611 661   9.70     86   2.42     83                GLOB UNIF     WV 0 1
    625  LOAD Z  611 661   9.70-     1   2.42                       GLOB UNIF     WV 0 1
    626  LOAD Y  612 662   0.00     71   2.40     68                GLOB UNIF     WV 0 1
    627  LOAD Y  612 662   2.40     68   2.40     65                GLOB UNIF     WV 0 1
    628  LOAD Y  612 662   4.80     65   2.40     61                GLOB UNIF     WV 0 1
    629  LOAD Y  612 662   7.20     61   2.40     59                GLOB UNIF     WV 0 1
    630  LOAD Y  612 662   9.60     59   2.40     56                GLOB UNIF     WV 0 1
    631  LOAD X  613 663   0.00     04   2.42     04                GLOB UNIF     WV 0 1
    632  LOAD Y  613 663   0.00    106   2.42    100                GLOB UNIF     WV 0 1
    633  LOAD Z  613 663   0.00-     1   2.42-     1                GLOB UNIF     WV 0 1
    634  LOAD X  613 663   2.42     04   2.42     04                GLOB UNIF     WV 0 1
    635  LOAD Y  613 663   2.42    100   2.42     95                GLOB UNIF     WV 0 1
    636  LOAD Z  613 663   2.42-     1   2.42-     1                GLOB UNIF     WV 0 1
    637  LOAD X  613 663   4.85     04   2.42     04                GLOB UNIF     WV 0 1
    638  LOAD Y  613 663   4.85     95   2.42     90                GLOB UNIF     WV 0 1
    639  LOAD Z  613 663   4.85-     1   2.42-     1                GLOB UNIF     WV 0 1
    640  LOAD X  613 663   7.27     04   2.42     04                GLOB UNIF     WV 0 1
    641  LOAD Y  613 663   7.27     90   2.42     86                GLOB UNIF     WV 0 1
    642  LOAD Z  613 663   7.27-     1   2.42-     1                GLOB UNIF     WV 0 1
```

LINE NO.																	
843	LOAD	A	613	603	9.70	04	2.42	04				GLOB	UNIF		WV	0	1
844	LOAD	Y	613	603	9.70	86	2.42	83				GLOB	UNIF		WV	0	1
845	LOAD	Z	613	603	9.70-	1	2.42					GLOB	UNIF		WV	0	1
846	LOAD	X	501	632	0.00	04	4.05	04				GLOB	UNIF		WV	0	1
847	LOAD	Y	501	632	0.00	86	4.05	81				GLOB	UNIF		WV	0	1
848	LOAD	Z	501	632	0.00-	13	4.05-	12				GLOB	UNIF		WV	0	1
849	LOAD	X	501	632	4.05	04	4.05	04				GLOB	UNIF		WV	0	1
850	LOAD	Y	501	632	4.05	81	4.05	77				GLOB	UNIF		WV	0	1
851	LOAD	Z	501	632	4.05-	12	4.05-	12				GLOB	UNIF		WV	0	1
852	LOAD	X	501	632	8.10	04	4.05	04				GLOB	UNIF		WV	0	1
853	LOAD	Y	501	632	8.10	77	4.05	73				GLOB	UNIF		WV	0	1
854	LOAD	Z	501	632	8.10-	12	4.05-	11				GLOB	UNIF		WV	0	1
855	LOAD	X	501	632	12.15	04	4.05	04				GLOB	UNIF		WV	0	1
856	LOAD	Y	501	632	12.15	73	4.05	70				GLOB	UNIF		WV	0	1
857	LOAD	Z	501	632	12.15-	11	4.05-	11				GLOB	UNIF		WV	0	1
858	LOAD	X	501	632	16.20	04	4.05	04				GLOB	UNIF		WV	0	1
859	LOAD	Y	501	632	16.20	70	4.05	66				GLOB	UNIF		WV	0	1
860	LOAD	Z	501	632	16.20-	11	4.05-	10				GLOB	UNIF		WV	0	1
861	LOAD	X	503	635	0.00-	26	4.05-	24				GLOB	UNIF		WV	0	1
862	LOAD	Y	503	635	0.00	35	4.05	33				GLOB	UNIF		WV	0	1
863	LOAD	Z	503	635	0.00	27	4.05	25				GLOB	UNIF		WV	0	1
864	LOAD	X	503	635	4.05-	24	4.05-	23				GLOB	UNIF		WV	0	1
865	LOAD	Y	503	635	4.05	33	4.05	32				GLOB	UNIF		WV	0	1
866	LOAD	Z	503	635	4.05	25	4.05	25				GLOB	UNIF		WV	0	1
867	LOAD	X	503	635	8.10-	23	4.05-	22				GLOB	UNIF		WV	0	1
868	LOAD	Y	503	635	8.10	32	4.05	31				GLOB	UNIF		WV	0	1
869	LOAD	Z	503	635	8.10	25	4.05	24				GLOB	UNIF		WV	0	1
870	LOAD	X	503	635	12.15-	22	4.05-	21				GLOB	UNIF		WV	0	1
871	LOAD	Y	503	635	12.15	31	4.05	29				GLOB	UNIF		WV	0	1
872	LOAD	Z	503	635	12.15	24	4.05	23				GLOB	UNIF		WV	0	1
873	LOAD	X	503	635	16.20-	21	4.05-	20				GLOB	UNIF		WV	0	1
874	LOAD	Y	503	635	16.20	29	4.05	28				GLOB	UNIF		WV	0	1
875	LOAD	Z	503	635	16.20	23	4.05	22				GLOB	UNIF		WV	0	1
876	LOAD	X	506	634	0.00	24	4.05	22				GLOB	UNIF		WV	0	1
877	LOAD	Y	506	634	0.00	48	4.05	47				GLOB	UNIF		WV	0	1
878	LOAD	Z	506	634	0.00-	37	4.05-	36				GLOB	UNIF		WV	0	1
879	LOAD	X	506	634	4.05	22	4.05	21				GLOB	UNIF		WV	0	1
880	LOAD	Y	506	634	4.05	47	4.05	46				GLOB	UNIF		WV	0	1
881	LOAD	Z	506	634	4.05-	36	4.05-	36				GLOB	UNIF		WV	0	1
882	LOAD	X	506	634	8.10	21	4.05	20				GLOB	UNIF		WV	0	1
883	LOAD	Y	506	634	8.10	46	4.05	45				GLOB	UNIF		WV	0	1
884	LOAD	Z	506	634	8.10-	36	4.05-	36				GLOB	UNIF		WV	0	1
885	LOAD	X	506	634	12.14	20	4.05	19				GLOB	UNIF		WV	0	1
886	LOAD	Y	506	634	12.14	45	4.05	43				GLOB	UNIF		WV	0	1
887	LOAD	Z	506	634	12.14-	36	4.05-	35				GLOB	UNIF		WV	0	1
888	LOAD	X	506	634	16.19	19	4.05	17				GLOB	UNIF		WV	0	1
889	LOAD	Y	506	634	16.19	43	4.05	42				GLOB	UNIF		WV	0	1
890	LOAD	Z	506	634	16.19-	35	4.05-	34				GLOB	UNIF		WV	0	1
891	LOAD	X	632	703	0.00	02	4.39	02				GLOB	UNIF		WV	0	1
892	LOAD	Y	632	703	0.00	99	4.39	94				GLOB	UNIF		WV	0	1

```
                  1    1    2    2    3    3    4    4    5    5    6    6    7    7    8
LINE NO. 1...5....0....5....0....5....0....5....0....5....0....5....0....5....0....5....0

    693  LOAD Z  632 703    0.00-    11   4.39-    11                GLOB UNIF     WV 0 1
    694  LOAD X  632 703    4.39     02   4.39     02                GLOB UNIF     WV 0 1
    695  LOAD Y  632 703    4.39     94   4.39     90                GLOB UNIF     WV 0 1
    696  LOAD Z  632 703    4.39-    11   4.39-    10                GLOB UNIF     WV 0 1
    697  LOAD X  632 703    8.77     02   4.39     02                GLOB UNIF     WV 0 1
    698  LOAD Y  632 703    8.77     90   4.39     85                GLOB UNIF     WV 0 1
    699  LOAD Z  632 703    8.77-    10   4.39-    10                GLOB UNIF     WV 0 1
    700  LOAD X  632 703   13.16     02   4.39     02                GLOB UNIF     WV 0 1
    701  LOAD Y  632 703   13.16     85   4.39     81                GLOB UNIF     WV 0 1
    702  LOAD Z  632 703   13.16-    10   4.39-    09                GLOB UNIF     WV 0 1
    703  LOAD X  632 703   17.55     02   4.39     02                GLOB UNIF     WV 0 1
    704  LOAD Y  632 703   17.55     81   4.39     77                GLOB UNIF     WV 0 1
    705  LOAD Z  632 703   17.55-    09   4.39-    09                GLOB UNIF     WV 0 1
    706  LOAD X  635 706    0.00-    28   4.39-    26                GLOB UNIF     WV 0 1
    707  LOAD Y  635 706    0.00     44   4.39     42                GLOB UNIF     WV 0 1
    708  LOAD Z  635 706    0.00     36   4.39     35                GLOB UNIF     WV 0 1
    709  LOAD X  635 706    4.39-    26   4.39-    25                GLOB UNIF     WV 0 1
    710  LOAD Y  635 706    4.39     42   4.39     40                GLOB UNIF     WV 0 1
    711  LOAD Z  635 706    4.39     35   4.39     33                GLOB UNIF     WV 0 1
    712  LOAD X  635 706    8.77-    25   4.39-    23                GLOB UNIF     WV 0 1
    713  LOAD Y  635 706    8.77     40   4.39     37                GLOB UNIF     WV 0 1
    714  LOAD Z  635 706    8.77     33   4.39     32                GLOB UNIF     WV 0 1
    715  LOAD X  635 706   13.16-    23   4.39-    21                GLOB UNIF     WV 0 1
    716  LOAD Y  635 706   13.16     37   4.39     35                GLOB UNIF     WV 0 1
    717  LOAD Z  635 706   13.16     32   4.39     30                GLOB UNIF     WV 0 1
    718  LOAD X  635 706   17.55-    21   4.39-    20                GLOB UNIF     WV 0 1
    719  LOAD Y  635 706   17.55     35   4.39     34                GLOB UNIF     WV 0 1
    720  LOAD Z  635 706   17.55     30   4.39     29                GLOB UNIF     WV 0 1
    721  LOAD X  634 701    0.00     27   4.39     26                GLOB UNIF     WV 0 1
    722  LOAD Y  634 701    0.00     59   4.39     57                GLOB UNIF     WV 0 1
    723  LOAD Z  634 701    0.00-    47   4.39-    45                GLOB UNIF     WV 0 1
    724  LOAD X  634 701    4.39     26   4.39     24                GLOB UNIF     WV 0 1
    725  LOAD Y  634 701    4.39     57   4.39     54                GLOB UNIF     WV 0 1
    726  LOAD Z  634 701    4.39-    45   4.39-    43                GLOB UNIF     WV 0 1
    727  LOAD X  634 701    8.77     24   4.39     23                GLOB UNIF     WV 0 1
    728  LOAD Y  634 701    8.77     54   4.39     52                GLOB UNIF     WV 0 1
    729  LOAD Z  634 701    8.77-    43   4.39-    41                GLOB UNIF     WV 0 1
    730  LOAD X  634 701   13.16     23   4.39     21                GLOB UNIF     WV 0 1
    731  LOAD Y  634 701   13.16     52   4.39     49                GLOB UNIF     WV 0 1
    732  LOAD Z  634 701   13.16-    41   4.39-    39                GLOB UNIF     WV 0 1
    733  LOAD X  634 701   17.55     21   4.39     20                GLOB UNIF     WV 0 1
    734  LOAD Y  634 701   17.55     49   4.39     46                GLOB UNIF     WV 0 1
    735  LOAD Z  634 701   17.55-    39   4.39-    37                GLOB UNIF     WV 0 1
    736  LOAD Y  701 702    0.00     52   3.75     52                GLOB UNIF     WV 0 1
    737  LOAD Z  701 702    0.00-    03   3.75-    03                GLOB UNIF     WV 0 1
    738  LOAD Y  701 702    3.75     52   3.75     52                GLOB UNIF     WV 0 1
    739  LOAD Z  701 702    3.75-    03   3.75-    03                GLOB UNIF     WV 0 1
    740  LOAD Y  701 702    7.50     52   3.75     52                GLOB UNIF     WV 0 1
    741  LOAD Z  701 702    7.50-    03   3.75-    03                GLOB UNIF     WV 0 1
    742  LOAD Y  701 702   11.26     52   3.75     52                GLOB UNIF     WV 0 1
```

| LINE NO. | | |

```
                  1    1    2    2    3    3    4    4    5    5    6    6    7    7    8
LINE NO. 1...5....0....5....0....5....0....5....0....5....0....5....0....5....0....5....0

   793  LOAD Z  701 704   7.50-   03   3.75-   03                GLOB UNIF     WV 0 1
   794  LOAD X  701 704  11.25    22   3.75    22                GLOB UNIF     WV 0 1
   795  LOAD Y  701 704  11.25    13   3.75    13                GLOB UNIF     WV 0 1
   796  LOAD Z  701 704  11.25-   03   3.75-   02                GLOB UNIF     WV 0 1
   797  LOAD X  701 704  15.00    22   3.75    22                GLOB UNIF     WV 0 1
   798  LOAD Y  701 704  15.00    13   3.75    13                GLOB UNIF     WV 0 1
   799  LOAD Z  701 704  15.00-   02   3.75-   02                GLOB UNIF     WV 0 1
   800  LOAD X  704 706   0.00    22   3.75    22                GLOB UNIF     WV 0 1
   801  LOAD Y  704 706   0.00    13   3.75    13                GLOB UNIF     WV 0 1
   802  LOAD Z  704 706   0.00-   02   3.75-   02                GLOB UNIF     WV 0 1
   803  LOAD X  704 706   3.75    22   3.75    21                GLOB UNIF     WV 0 1
   804  LOAD Y  704 706   3.75    13   3.75    12                GLOB UNIF     WV 0 1
   805  LOAD Z  704 706   3.75-   02   3.75-    1                GLOB UNIF     WV 0 1
   806  LOAD X  704 706   7.51    21   3.75    21                GLOB UNIF     WV 0 1
   807  LOAD Y  704 706   7.51    12   3.75    12                GLOB UNIF     WV 0 1
   808  LOAD Z  704 706   7.51-    1   3.75-    1                GLOB UNIF     WV 0 1
   809  LOAD X  704 706  11.26    21   3.75    20                GLOB UNIF     WV 0 1
   810  LOAD Y  704 706  11.26    12   3.75    12                GLOB UNIF     WV 0 1
   811  LOAD Z  704 706  11.26-    1   3.75                      GLOB UNIF     WV 0 1
   812  LOAD X  704 706  15.01    20   3.75    20                GLOB UNIF     WV 0 1
   813  LOAD Y  704 706  15.01    12   3.75    12                GLOB UNIF     WV 0 1
   814  LOAD X  702 704   0.00-   19   3.75-   19                GLOB UNIF     WV 0 1
   815  LOAD Y  702 704   0.00    11   3.75    11                GLOB UNIF     WV 0 1
   816  LOAD Z  702 704   0.00-   02   3.75-   02                GLOB UNIF     WV 0 1
   817  LOAD X  702 704   3.75-   19   3.75-   19                GLOB UNIF     WV 0 1
   818  LOAD Y  702 704   3.75    11   3.75    11                GLOB UNIF     WV 0 1
   819  LOAD Z  702 704   3.75-   02   3.75-   02                GLOB UNIF     WV 0 1
   820  LOAD X  702 704   7.50-   19   3.75-   19                GLOB UNIF     WV 0 1
   821  LOAD Y  702 704   7.50    11   3.75    11                GLOB UNIF     WV 0 1
   822  LOAD Z  702 704   7.50-   02   3.75-   02                GLOB UNIF     WV 0 1
   823  LOAD X  702 704  11.25-   19   3.75-   19                GLOB UNIF     WV 0 1
   824  LOAD Y  702 704  11.25    11   3.75    11                GLOB UNIF     WV 0 1
   825  LOAD Z  702 704  11.25-   02   3.75-    1                GLOB UNIF     WV 0 1
   826  LOAD X  702 704  15.00-   19   3.75-   19                GLOB UNIF     WV 0 1
   827  LOAD Y  702 704  15.00    11   3.75    11                GLOB UNIF     WV 0 1
   828  LOAD Z  702 704  15.00-    1   3.75-    1                GLOB UNIF     WV 0 1
   829  LOAD X  702 705   0.00    19   3.75    19                GLOB UNIF     WV 0 1
   830  LOAD Y  702 705   0.00    11   3.75    11                GLOB UNIF     WV 0 1
   831  LOAD Z  702 705   0.00-   02   3.75-   02                GLOB UNIF     WV 0 1
   832  LOAD X  702 705   3.75    19   3.75    19                GLOB UNIF     WV 0 1
   833  LOAD Y  702 705   3.75    11   3.75    11                GLOB UNIF     WV 0 1
   834  LOAD Z  702 705   3.75-   02   3.75-   02                GLOB UNIF     WV 0 1
   835  LOAD X  702 705   7.50    19   3.75    19                GLOB UNIF     WV 0 1
   836  LOAD Y  702 705   7.50    11   3.75    11                GLOB UNIF     WV 0 1
   837  LOAD Z  702 705   7.50-   02   3.75-   02                GLOB UNIF     WV 0 1
   838  LOAD X  702 705  11.25    19   3.75    19                GLOB UNIF     WV 0 1
   839  LOAD Y  702 705  11.25    11   3.75    11                GLOB UNIF     WV 0 1
   840  LOAD Z  702 705  11.25-   02   3.75-    1                GLOB UNIF     WV 0 1
   841  LOAD X  702 705  15.00    19   3.75    19                GLOB UNIF     WV 0 1
   842  LOAD Y  702 705  15.00    11   3.75    11                GLOB UNIF     WV 0 1
```

LINE NO.																	
843	LOAD	Z	702	705	15.00-	1	3.75-	1			GLOB	UNIF		WY	0	1	
844	LOAD	Y	704	705	0.00	44	3.75	44			GLOB	UNIF		WY	0	1	
845	LOAD	Z	704	705	0.00-	1	3.75-	1			GLOB	UNIF		WY	0	1	
846	LOAD	Y	704	705	3.75	44	3.75	44			GLOB	UNIF		WY	0	1	
847	LOAD	Z	704	705	3.75-	1	3.75-	1			GLOB	UNIF		WY	0	1	
848	LOAD	Y	704	705	7.50	44	3.75	44			GLOB	UNIF		WY	0	1	
849	LOAD	Z	704	705	7.50-	1	3.75-	1			GLOB	UNIF		WY	0	1	
850	LOAD	Y	704	705	11.26	44	3.75	44			GLOB	UNIF		WY	0	1	
851	LOAD	Z	704	705	11.26-	1	3.75-	1			GLOB	UNIF		WY	0	1	
852	LOAD	Y	704	705	15.01	44	3.75	44			GLOB	UNIF		WY	0	1	
853	LOAD	Z	704	705	15.01-	1	3.75-	1			GLOB	UNIF		WY	0	1	
854	LOAD	X	701	806	0.00	21	10.89	19			GLOB	UNIF		WY	0	1	
855	LOAD	Y	701	806	0.00	35	10.89	31			GLOB	UNIF		WY	0	1	
856	LOAD	Z	701	806	0.00	27	10.89	25			GLOB	UNIF		WY	0	1	
857	LOAD	X	701	806	10.89	19	10.89	17			GLOB	UNIF		WY	0	1	
858	LOAD	Y	701	806	10.89	31	10.89	29			GLOB	UNIF		WY	0	1	
859	LOAD	Z	701	806	10.89	25	10.89	23			GLOB	UNIF		WY	0	1	
860	LOAD	X	701	806	21.78	17	10.89	15			GLOB	UNIF		WY	0	1	
861	LOAD	Y	701	806	21.78	29	10.89	27			GLOB	UNIF		WY	0	1	
862	LOAD	Z	701	806	21.78	23	10.89	22			GLOB	UNIF		WY	0	1	
863	LOAD	X	701	806	32.67	15	10.89	13			GLOB	UNIF		WY	0	1	
864	LOAD	Y	701	806	32.67	27	10.89	24			GLOB	UNIF		WY	0	1	
865	LOAD	Z	701	806	32.67	22	10.89	20			GLOB	UNIF		WY	0	1	
866	LOAD	X	701	806	43.56	13	10.89	12			GLOB	UNIF		WY	0	1	
867	LOAD	Y	701	806	43.56	24	10.89	22			GLOB	UNIF		WY	0	1	
868	LOAD	Z	701	806	43.56	20	10.89	18			GLOB	UNIF		WY	0	1	
869	LOAD	X	703	801	0.00-	02	10.89-	02			GLOB	UNIF		WY	0	1	
870	LOAD	Y	703	801	0.00	77	10.89	68			GLOB	UNIF		WY	0	1	
871	LOAD	Z	703	801	0.00-	09	10.89-	08			GLOB	UNIF		WY	0	1	
872	LOAD	X	703	801	10.89-	02	10.89-	1			GLOB	UNIF		WY	0	1	
873	LOAD	Y	703	801	10.89	68	10.89	62			GLOB	UNIF		WY	0	1	
874	LOAD	Z	703	801	10.89-	08	10.89-	07			GLOB	UNIF		WY	0	1	
875	LOAD	X	703	801	21.78-	1	10.89-	1			GLOB	UNIF		WY	0	1	
876	LOAD	Y	703	801	21.78	62	10.89	56			GLOB	UNIF		WY	0	1	
877	LOAD	Z	703	801	21.78-	07	10.89-	06			GLOB	UNIF		WY	0	1	
878	LOAD	X	703	801	32.66-	1	10.89-	1			GLOB	UNIF		WY	0	1	
879	LOAD	Y	703	801	32.66	56	10.89	50			GLOB	UNIF		WY	0	1	
880	LOAD	Z	703	801	32.66-	06	10.89-	05			GLOB	UNIF		WY	0	1	
881	LOAD	X	703	801	43.55-	1	10.89				GLOB	UNIF		WY	0	1	
882	LOAD	Y	703	801	43.55	50	10.89	46			GLOB	UNIF		WY	0	1	
883	LOAD	Z	703	801	43.55-	05	10.89-	04			GLOB	UNIF		WY	0	1	
884	LOAD	X	706	803	0.00-	20	10.89-	17			GLOB	UNIF		WY	0	1	
885	LOAD	Y	706	803	0.00	45	10.89	42			GLOB	UNIF		WY	0	1	
886	LOAD	Z	706	803	0.00-	33	10.89-	31			GLOB	UNIF		WY	0	1	
887	LOAD	X	706	803	10.89-	17	10.89-	16			GLOB	UNIF		WY	0	1	
888	LOAD	Y	706	803	10.89	42	10.89	39			GLOB	UNIF		WY	0	1	
889	LOAD	Z	706	803	10.89-	31	10.89-	30			GLOB	UNIF		WY	0	1	
890	LOAD	X	706	803	21.77-	16	10.89-	14			GLOB	UNIF		WY	0	1	
891	LOAD	Y	706	803	21.77	39	10.89	36			GLOB	UNIF		WY	0	1	
892	LOAD	Z	706	803	21.77-	30	10.89-	27			GLOB	UNIF		WY	0	1	

LINE NO.																	
893	LOAD	X	706	803	32.66-	14	10.69-	13			GLOB	UNIF		WV	0	1	
894	LOAD	Y	706	803	32.66	36	10.69	32			GLOB	UNIF		WV	0	1	
895	LOAD	Z	706	803	32.66-	27	10.69-	24			GLOB	UNIF		WV	0	1	
896	LOAD	X	706	803	43.55-	13	10.69-	12			GLOB	UNIF		WV	0	1	
897	LOAD	Y	706	803	43.55	32	10.69	29			GLOB	UNIF		WV	0	1	
898	LOAD	Z	706	803	43.55-	24	10.69-	22			GLOB	UNIF		WV	0	1	
899	LOAD	Y	801	802	0.00	38	4.73	38			GLOB	UNIF		WV	0	1	
900	LOAD	Z	801	802	0.00-	03	4.73-	03			GLOB	UNIF		WV	0	1	
901	LOAD	Y	801	802	4.73	38	4.73	38			GLOB	UNIF		WV	0	1	
902	LOAD	Z	801	802	4.73-	03	4.73-	03			GLOB	UNIF		WV	0	1	
903	LOAD	Y	801	802	9.46	38	4.73	38			GLOB	UNIF		WV	0	1	
904	LOAD	Z	801	802	9.46-	03	4.73-	03			GLOB	UNIF		WV	0	1	
905	LOAD	Y	801	802	14.20	38	4.73	38			GLOB	UNIF		WV	0	1	
906	LOAD	Z	801	802	14.20-	03	4.73-	03			GLOB	UNIF		WV	0	1	
907	LOAD	Y	801	802	18.93	38	4.73	38			GLOB	UNIF		WV	0	1	
908	LOAD	Z	801	802	18.93-	03	4.73-	03			GLOB	UNIF		WV	0	1	
909	LOAD	Y	802	803	0.00	38	4.73	38			GLOB	UNIF		WV	0	1	
910	LOAD	Z	802	803	0.00-	03	4.73-	03			GLOB	UNIF		WV	0	1	
911	LOAD	Y	802	803	4.73	38	4.73	38			GLOB	UNIF		WV	0	1	
912	LOAD	Z	802	803	4.73-	03	4.73-	03			GLOB	UNIF		WV	0	1	
913	LOAD	Y	802	803	9.46	38	4.73	38			GLOB	UNIF		WV	0	1	
914	LOAD	Z	802	803	9.46-	03	4.73-	03			GLOB	UNIF		WV	0	1	
915	LOAD	Y	802	803	14.20	38	4.73	38			GLOB	UNIF		WV	0	1	
916	LOAD	Z	802	803	14.20-	03	4.73-	03			GLOB	UNIF		WV	0	1	
917	LOAD	Y	802	803	18.93	38	4.73	38			GLOB	UNIF		WV	0	1	
918	LOAD	Z	802	803	18.93-	03	4.73-	03			GLOB	UNIF		WV	0	1	
919	LOAD	X	803	805	0.00-	16	4.73-	17			GLOB	UNIF		WV	0	1	
920	LOAD	Y	803	805	0.00	09	4.73	10			GLOB	UNIF		WV	0	1	
921	LOAD	Z	803	805	0.00-	03	4.73-	03			GLOB	UNIF		WV	0	1	
922	LOAD	X	803	805	4.73-	17	4.73-	17			GLOB	UNIF		WV	0	1	
923	LOAD	Y	803	805	4.73	10	4.73	10			GLOB	UNIF		WV	0	1	
924	LOAD	Z	803	805	4.73-	03	4.73-	02			GLOB	UNIF		WV	0	1	
925	LOAD	X	803	805	9.46-	17	4.73-	17			GLOB	UNIF		WV	0	1	
926	LOAD	Y	803	805	9.46	10	4.73	10			GLOB	UNIF		WV	0	1	
927	LOAD	Z	803	805	9.46-	02	4.73-	02			GLOB	UNIF		WV	0	1	
928	LOAD	X	803	805	14.20-	17	4.73-	17			GLOB	UNIF		WV	0	1	
929	LOAD	Y	803	805	14.20	10	4.73	10			GLOB	UNIF		WV	0	1	
930	LOAD	Z	803	805	14.20-	02	4.73-	02			GLOB	UNIF		WV	0	1	
931	LOAD	X	803	805	18.93-	17	4.73-	17			GLOB	UNIF		WV	0	1	
932	LOAD	Y	803	805	18.93	10	4.73	10			GLOB	UNIF		WV	0	1	
933	LOAD	Z	803	805	18.93-	02	4.73-	02			GLOB	UNIF		WV	0	1	
934	LOAD	X	805	806	0.00-	17	4.73-	16			GLOB	UNIF		WV	0	1	
935	LOAD	Y	805	806	0.00	10	4.73	09			GLOB	UNIF		WV	0	1	
936	LOAD	Z	805	806	0.00-	02	4.73-	02			GLOB	UNIF		WV	0	1	
937	LOAD	X	805	806	4.73-	16	4.73-	16			GLOB	UNIF		WV	0	1	
938	LOAD	Y	805	806	4.73	09	4.73	09			GLOB	UNIF		WV	0	1	
939	LOAD	Z	805	806	4.73-	02	4.73-	02			GLOB	UNIF		WV	0	1	
940	LOAD	X	805	806	9.47-	16	4.73-	16			GLOB	UNIF		WV	0	1	
941	LOAD	Y	805	806	9.47	09	4.73	09			GLOB	UNIF		WV	0	1	
942	LOAD	Z	805	806	9.47-	02	4.73-	02			GLOB	UNIF		WV	0	1	

| LINE NO. | | |

LINE NO.	1...5....0....5....0....5....0....5....0....5....0....5....0....5....0....5....0														
993	LOAD Z	802	804	18.93-	1	4.73-	1			GLOB	UNIF		WV	0	1
994	LOAD X	802	805	0.00	12	4.73	12			GLOB	UNIF		WV	0	1
995	LOAD Y	802	805	0.00	07	4.73	07			GLOB	UNIF		WV	0	1
996	LOAD Z	802	805	0.00-	1	4.73-	1			GLOB	UNIF		WV	0	1
997	LOAD X	802	805	4.73	12	4.73	12			GLOB	UNIF		WV	0	1
998	LOAD Y	802	805	4.73	07	4.73	07			GLOB	UNIF		WV	0	1
999	LOAD Z	802	805	4.73-	1	4.73-	1			GLOB	UNIF		WV	0	1
1000	LOAD X	802	805	9.46	12	4.73	12			GLOB	UNIF		WV	0	1
1001	LOAD Y	802	805	9.46	07	4.73	07			GLOB	UNIF		WV	0	1
1002	LOAD Z	802	805	9.46-	1	4.73-	1			GLOB	UNIF		WV	0	1
1003	LOAD X	802	805	14.20	12	4.73	12			GLOB	UNIF		WV	0	1
1004	LOAD Y	802	805	14.20	07	4.73	07			GLOB	UNIF		WV	0	1
1005	LOAD Z	802	805	14.20-	1	4.73-	1			GLOB	UNIF		WV	0	1
1006	LOAD X	802	805	18.93	12	4.73	11			GLOB	UNIF		WV	0	1
1007	LOAD Y	802	805	18.93	07	4.73	07			GLOB	UNIF		WV	0	1
1008	LOAD Z	802	805	18.93-	1	4.73-	1			GLOB	UNIF		WV	0	1
1009	LOAD Y	804	805	0.00	27	4.73	27			GLOB	UNIF		WV	0	1
1010	LOAD Z	804	805	0.00-	1	4.73-	1			GLOB	UNIF		WV	0	1
1011	LOAD Y	804	805	4.73	27	4.73	27			GLOB	UNIF		WV	0	1
1012	LOAD Z	804	805	4.73-	1	4.73-	1			GLOB	UNIF		WV	0	1
1013	LOAD Y	804	805	9.46	27	4.73	27			GLOB	UNIF		WV	0	1
1014	LOAD Z	804	805	9.46-	1	4.73-	1			GLOB	UNIF		WV	0	1
1015	LOAD Y	804	805	14.20	27	4.73	27			GLOB	UNIF		WV	0	1
1016	LOAD Z	804	805	14.20-	1	4.73-	1			GLOB	UNIF		WV	0	1
1017	LOAD Y	804	805	18.93	27	4.73	27			GLOB	UNIF		WV	0	1
1018	LOAD Z	804	805	18.93-	1	4.73-	1			GLOB	UNIF		WV	0	1
1019	LOAD Y	8011002		0.00	38	4.15	36			GLOB	UNIF		WV	0	1
1020	LOAD Z	8011002		0.00-	03	4.15-	03			GLOB	UNIF		WV	0	1
1021	LOAD Y	8011002		4.15	36	4.15	35			GLOB	UNIF		WV	0	1
1022	LOAD Z	8011002		4.15-	03	4.15-	03			GLOB	UNIF		WV	0	1
1023	LOAD Y	8011002		8.30	35	4.15	34			GLOB	UNIF		WV	0	1
1024	LOAD Z	8011002		8.30-	03	4.15-	02			GLOB	UNIF		WV	0	1
1025	LOAD X	8011002		12.46		4.15-	1			GLOB	UNIF		WV	0	1
1026	LOAD Y	8011002		12.46	34	4.15	32			GLOB	UNIF		WV	0	1
1027	LOAD Z	8011002		12.46-	02	4.15-	02			GLOB	UNIF		WV	0	1
1028	LOAD X	8011002		16.61-	1	4.15-	1			GLOB	UNIF		WV	0	1
1029	LOAD Y	8011002		16.61	32	4.15	31			GLOB	UNIF		WV	0	1
1030	LOAD Z	8011002		16.61-	02	4.15-	02			GLOB	UNIF		WV	0	1
1031	LOAD X	8011002		20.76-	1	4.15-	1			GLOB	UNIF		WV	0	1
1032	LOAD Y	8011002		20.76	31	4.15	30			GLOB	UNIF		WV	0	1
1033	LOAD Z	8011002		20.76-	02	4.15-	02			GLOB	UNIF		WV	0	1
1034	LOAD X	8011002		24.91-	1	4.15-	1			GLOB	UNIF		WV	0	1
1035	LOAD Y	8011002		24.91	30	4.15	30			GLOB	UNIF		WV	0	1
1036	LOAD Z	8011002		24.91-	02	4.15-	02			GLOB	UNIF		WV	0	1
1037	LOAD X	8011002		29.06-	1	1.44				GLOB	UNIF		WV	0	1
1038	LOAD X	8011002		30.51		2.71	1			GLOB	UNIF		WV	0	1
1039	LOAD Y	8011002		29.06	30	4.15	21			GLOB	UNIF		WV	0	1
1040	LOAD Z	8011002		29.06-	02	4.15-	03			GLOB	UNIF		WV	0	1
1041	LOAD X	8011002		33.21	1	4.15	1			GLOB	UNIF		WV	0	1
1042	LOAD Y	8011002		33.21	21	4.15	11			GLOB	UNIF		WV	0	1

```
                    1   1   2   2   3   3   4   4   5   5   6   6   7   7   8
LINE NO. 1...5....0....5....0....5....0....5....0....5....0....5....0....5....0....5....0

1043  LOAD Z  R0511002   55.21-   03   4.15-    1          GLUB UNIF    WV 0 1
1044  LOAD A  R0511002   57.57     1   5.03               GLUB UNIF    WV 0 1
1045  LOAD T  R0511002   57.57    11   4.15    02         GLUB UNIF    WV 0 1
1046  LOAD Z  R0511002   57.57-    1   4.15               GLUB UNIF    WV 0 1
1047  LOAD T  R0511002    0.00    38   4.15    38         GLUB UNIF    WV 0 1
1048  LOAD Z  R0511002    0.00-   03   4.15-   03         GLUB UNIF    WV 0 1
1049  LOAD T  R0511002    4.15    38   4.15    33         GLUB UNIF    WV 0 1
1050  LOAD Z  R0511002    4.15-   03   4.15-   03         GLUB UNIF    WV 0 1
1051  LOAD T  R0511002    8.30    35   4.15    34         GLUB UNIF    WV 0 1
1052  LOAD Z  R0511002    8.30-   03   4.15-   02         GLUB UNIF    WV 0 1
1053  LOAD A  R0511002   12.46        4.15    1          GLUB UNIF    WV 0 1
1054  LOAD T  R0511002   12.46    34   4.15    32         GLUB UNIF    WV 0 1
1055  LOAD Z  R0511002   12.46-   02   4.15-   02         GLUB UNIF    WV 0 1
1056  LOAD A  R0511002   16.61     1   4.15    1          GLUB UNIF    WV 0 1
1057  LOAD T  R0511002   16.61    32   4.15    31         GLUB UNIF    WV 0 1
1058  LOAD Z  R0511002   16.61-   02   4.15-   02         GLUB UNIF    WV 0 1
1059  LOAD A  R0511002   20.76     1   4.15    1          GLUB UNIF    WV 0 1
1060  LOAD T  R0511002   20.76    31   4.15    30         GLUB UNIF    WV 0 1
1061  LOAD Z  R0511002   20.76-   02   4.15-   02         GLUB UNIF    WV 0 1
1062  LOAD A  R0511002   24.91     1   4.15    1          GLUB UNIF    WV 0 1
1063  LOAD T  R0511002   24.91    30   4.15    30         GLUB UNIF    WV 0 1
1064  LOAD Z  R0511002   24.91-   02   4.15-   02         GLUB UNIF    WV 0 1
1065  LOAD A  R0511002   29.06     1   1.44               GLUB UNIF    WV 0 1
1066  LOAD A  R0511002   30.51        2.71-   1          GLUB UNIF    WV 0 1
1067  LOAD T  R0511002   29.06    30   4.15    21         GLUB UNIF    WV 0 1
1068  LOAD Z  R0511002   29.06-   02   4.15-   03         GLUB UNIF    WV 0 1
1069  LOAD A  R0511002   33.21-    1   4.15-   1          GLUB UNIF    WV 0 1
1070  LOAD T  R0511002   33.21    21   4.15    11         GLUB UNIF    WV 0 1
1071  LOAD Z  R0511002   33.21-   03   4.15-   1          GLUB UNIF    WV 0 1
1072  LOAD A  R0511002   37.37-    1   5.03               GLUB UNIF    WV 0 1
1073  LOAD T  R0511002   37.37    11   4.15    02         GLUB UNIF    WV 0 1
1074  LOAD Z  R0511002   37.37-    1   4.15               GLUB UNIF    WV 0 1
1075  LOAD A  R0511005    0.00-   05   4.15-   05         GLUB UNIF    WV 0 1
1076  LOAD T  R0511005    0.00    26   4.15    26         GLUB UNIF    WV 0 1
1077  LOAD Z  R0511005    0.00    15   4.15    15         GLUB UNIF    WV 0 1
1078  LOAD A  R0511005    4.15-   05   4.15-   05         GLUB UNIF    WV 0 1
1079  LOAD T  R0511005    4.15    26   4.15    25         GLUB UNIF    WV 0 1
1080  LOAD Z  R0511005    4.15    15   4.15    15         GLUB UNIF    WV 0 1
1081  LOAD A  R0511005    8.30-   05   4.15-   04         GLUB UNIF    WV 0 1
1082  LOAD T  R0511005    8.30    25   4.15    24         GLUB UNIF    WV 0 1
1083  LOAD Z  R0511005    8.30    15   4.15    14         GLUB UNIF    WV 0 1
1084  LOAD A  R0511005   12.46-   04   4.15-   04         GLUB UNIF    WV 0 1
1085  LOAD T  R0511005   12.46    24   4.15    23         GLUB UNIF    WV 0 1
1086  LOAD Z  R0511005   12.46    14   4.15    14         GLUB UNIF    WV 0 1
1087  LOAD A  R0511005   16.61-   04   4.15-   04         GLUB UNIF    WV 0 1
1088  LOAD T  R0511005   16.61    23   4.15    23         GLUB UNIF    WV 0 1
1089  LOAD Z  R0511005   16.61    14   4.15    14         GLUB UNIF    WV 0 1
1090  LOAD A  R0511005   20.76-   04   4.15-   04         GLUB UNIF    WV 0 1
1091  LOAD T  R0511005   20.76    23   4.15    22         GLUB UNIF    WV 0 1
1092  LOAD Z  R0511005   20.76    14   4.15    13         GLUB UNIF    WV 0 1
```

AD-A165 690 DESIGN CALCULATIONS 81' MLW STRUCTURE EAST COAST AIR COMBAT MANEUVERING R..(U) CREST ENGINEERING INC TULSA OK SEP 76 27-771-94 N62477-76-C-0179 4/8

UNCLASSIFIED F/G 13/13 NL





MICROCOPY RESOLUTION TEST CHART

LINE NO.																	
1093	LOAD	X	8031005	24.91-	04	4.15-	04				GLOB	UNIF		WV	0	1	
1094	LOAD	Y	8031005	24.91	22	4.15	22				GLOB	UNIF		WV	0	1	
1095	LOAD	Z	8031005	24.91	13	4.15	13				GLOB	UNIF		WV	0	1	
1096	LOAD	X	8031005	29.06-	04	4.15-	02				GLOB	UNIF		WV	0	1	
1097	LOAD	Y	8031005	29.06	22	4.15	17				GLOB	UNIF		WV	0	1	
1098	LOAD	Z	8031005	29.06	13	4.15	11				GLOB	UNIF		WV	0	1	
1099	LOAD	X	8031005	33.22-	02	4.15-	1				GLOB	UNIF		WV	0	1	
1100	LOAD	Y	8031005	33.22	17	4.15	10				GLOB	UNIF		WV	0	1	
1101	LOAD	Z	8031005	33.22	11	4.15	06				GLOB	UNIF		WV	0	1	
1102	LOAD	X	8031005	37.37-	1	4.15					GLOB	UNIF		WV	0	1	
1103	LOAD	Y	8031005	37.37	10	4.15	02				GLOB	UNIF		WV	0	1	
1104	LOAD	Z	8031005	37.37	06	4.15	1				GLOB	UNIF		WV	0	1	
1105	LOAD	X	8061005	0.00-	05	4.15-	05				GLOB	UNIF		WV	0	1	
1106	LOAD	Y	8061005	0.00	30	4.15	29				GLOB	UNIF		WV	0	1	
1107	LOAD	Z	8061005	0.00-	14	4.15-	14				GLOB	UNIF		WV	0	1	
1108	LOAD	X	8061005	4.15-	05	4.15-	05				GLOB	UNIF		WV	0	1	
1109	LOAD	Y	8061005	4.15	29	4.15	28				GLOB	UNIF		WV	0	1	
1110	LOAD	Z	8061005	4.15-	14	4.15-	13				GLOB	UNIF		WV	0	1	
1111	LOAD	X	8061005	8.30-	05	4.15-	05				GLOB	UNIF		WV	0	1	
1112	LOAD	Y	8061005	8.30	28	4.15	27				GLOB	UNIF		WV	0	1	
1113	LOAD	Z	8061005	8.30-	13	4.15-	13				GLOB	UNIF		WV	0	1	
1114	LOAD	X	8061005	12.46-	05	4.15-	05				GLOB	UNIF		WV	0	1	
1115	LOAD	Y	8061005	12.46	27	4.15	26				GLOB	UNIF		WV	0	1	
1116	LOAD	Z	8061005	12.46-	13	4.15-	12				GLOB	UNIF		WV	0	1	
1117	LOAD	X	8061005	16.61-	05	4.15-	05				GLOB	UNIF		WV	0	1	
1118	LOAD	Y	8061005	16.61	26	4.15	25				GLOB	UNIF		WV	0	1	
1119	LOAD	Z	8061005	16.61-	12	4.15-	12				GLOB	UNIF		WV	0	1	
1120	LOAD	X	8061005	20.76-	05	4.15-	05				GLOB	UNIF		WV	0	1	
1121	LOAD	Y	8061005	20.76	25	4.15	24				GLOB	UNIF		WV	0	1	
1122	LOAD	Z	8061005	20.76-	12	4.15-	12				GLOB	UNIF		WV	0	1	
1123	LOAD	X	8061005	24.91-	05	4.15-	05				GLOB	UNIF		WV	0	1	
1124	LOAD	Y	8061005	24.91	24	4.15	24				GLOB	UNIF		WV	0	1	
1125	LOAD	Z	8061005	24.91-	12	4.15-	11				GLOB	UNIF		WV	0	1	
1126	LOAD	X	8061005	29.07-	05	4.15-	03				GLOB	UNIF		WV	0	1	
1127	LOAD	Y	8061005	29.07	24	4.15	17				GLOB	UNIF		WV	0	1	
1128	LOAD	Z	8061005	29.07-	11	4.15-	08				GLOB	UNIF		WV	0	1	
1129	LOAD	X	8061005	33.22-	03	4.15-	02				GLOB	UNIF		WV	0	1	
1130	LOAD	Y	8061005	33.22	17	4.15	10				GLOB	UNIF		WV	0	1	
1131	LOAD	Z	8061005	33.22-	06	4.15-	05				GLOB	UNIF		WV	0	1	
1132	LOAD	X	8061005	37.37-	02	4.15					GLOB	UNIF		WV	0	1	
1133	LOAD	Y	8061005	37.37	10	4.15	03				GLOB	UNIF		WV	0	1	
1134	LOAD	Z	8061005	37.37-	05	4.15-	1				GLOB	UNIF		WV	0	1	
1135	LOAD	X	8011004	0.00	05	4.15	05				GLOB	UNIF		WV	0	1	
1136	LOAD	Y	8011004	0.00	26	4.15	26				GLOB	UNIF		WV	0	1	
1137	LOAD	Z	8011004	0.00	15	4.15	15				GLOB	UNIF		WV	0	1	
1138	LOAD	X	8011004	4.15	05	4.15	05				GLOB	UNIF		WV	0	1	
1139	LOAD	Y	8011004	4.15	26	4.15	25				GLOB	UNIF		WV	0	1	
1140	LOAD	Z	8011004	4.15	15	4.15	15				GLOB	UNIF		WV	0	1	
1141	LOAD	X	8011004	8.30	05	4.15	04				GLOB	UNIF		WV	0	1	
1142	LOAD	Y	8011004	8.30	25	4.15	24				GLOB	UNIF		WV	0	1	

```
LINE NO. 1...5....0....5....0....5....0....5....0....5....0....5....0....5....0....5....0....5....0....5....0
    1143 LOAD Z  B0111004     8.50    15   4.15    14                    GLOB UNIF     WV 0 1
    1144 LOAD A  B0111004    12.46    04   4.15    04                    GLOB UNIF     WV 0 1
    1145 LOAD Y  B0111004    12.46    24   4.15    23                    GLOB UNIF     WV 0 1
    1146 LOAD Z  B0111004    12.46    14   4.15    14                    GLOB UNIF     WV 0 1
    1147 LOAD A  B0111004    16.61    04   4.15    04                    GLOB UNIF     WV 0 1
    1148 LOAD Y  B0111004    16.61    23   4.15    23                    GLOB UNIF     WV 0 1
    1149 LOAD Z  B0111004    16.61    14   4.15    14                    GLOB UNIF     WV 0 1
    1150 LOAD A  B0111004    20.76    04   4.15    04                    GLOB UNIF     WV 0 1
    1151 LOAD Y  B0111004    20.76    23   4.15    22                    GLOB UNIF     WV 0 1
    1152 LOAD Z  B0111004    20.76    14   4.15    13                    GLOB UNIF     WV 0 1
    1153 LOAD A  B0111004    24.91    04   4.15    04                    GLOB UNIF     WV 0 1
    1154 LOAD Y  B0111004    24.91    22   4.15    22                    GLOB UNIF     WV 0 1
    1155 LOAD Z  B0111004    24.91    13   4.15    13                    GLOB UNIF     WV 0 1
    1156 LOAD A  B0111004    29.06    04   4.15    02                    GLOB UNIF     WV 0 1
    1157 LOAD Y  B0111004    29.06    22   4.15    17                    GLOB UNIF     WV 0 1
    1158 LOAD Z  B0111004    29.06    13   4.15    11                    GLOB UNIF     WV 0 1
    1159 LOAD A  B0111004    33.22    02   4.15     1                    GLOB UNIF     WV 0 1
    1160 LOAD Y  B0111004    33.22    17   4.15    10                    GLOB UNIF     WV 0 1
    1161 LOAD Z  B0111004    33.22    11   4.15    06                    GLOB UNIF     WV 0 1
    1162 LOAD A  B0111004    37.37     1   4.15                          GLOB UNIF     WV 0 1
    1163 LOAD Y  B0111004    37.37    10   4.15    02                    GLOB UNIF     WV 0 1
    1164 LOAD Z  B0111004    37.37    06   4.15     1                    GLOB UNIF     WV 0 1
    1165 LOAD A  B0081004     0.00    05   4.15    05                    GLOB UNIF     WV 0 1
    1166 LOAD Y  B0081004     0.00    30   4.15    29                    GLOB UNIF     WV 0 1
    1167 LOAD Z  B0081004     0.00-   14   4.15-   14                    GLOB UNIF     WV 0 1
    1168 LOAD A  B0081004     4.15    05   4.15    05                    GLOB UNIF     WV 0 1
    1169 LOAD Y  B0081004     4.15    29   4.15    28                    GLOB UNIF     WV 0 1
    1170 LOAD Z  B0081004     4.15-   14   4.15-   13                    GLOB UNIF     WV 0 1
    1171 LOAD A  B0081004     8.30    05   4.15    05                    GLOB UNIF     WV 0 1
    1172 LOAD Y  B0081004     8.30    28   4.15    27                    GLOB UNIF     WV 0 1
    1173 LOAD Z  B0081004     8.30-   13   4.15-   13                    GLOB UNIF     WV 0 1
    1174 LOAD A  B0081004    12.46    05   4.15    05                    GLOB UNIF     WV 0 1
    1175 LOAD Y  B0081004    12.46    27   4.15    26                    GLOB UNIF     WV 0 1
    1176 LOAD Z  B0081004    12.46-   13   4.15-   12                    GLOB UNIF     WV 0 1
    1177 LOAD A  B0081004    16.61    05   4.15    05                    GLOB UNIF     WV 0 1
    1178 LOAD Y  B0081004    16.61    26   4.15    25                    GLOB UNIF     WV 0 1
    1179 LOAD Z  B0081004    16.61-   12   4.15-   12                    GLOB UNIF     WV 0 1
    1180 LOAD A  B0081004    20.76    05   4.15    05                    GLOB UNIF     WV 0 1
    1181 LOAD Y  B0081004    20.76    25   4.15    24                    GLOB UNIF     WV 0 1
    1182 LOAD Z  B0081004    20.76-   12   4.15-   12                    GLOB UNIF     WV 0 1
    1183 LOAD A  B0081004    24.91    05   4.15    05                    GLOB UNIF     WV 0 1
    1184 LOAD Y  B0081004    24.91    24   4.15    24                    GLOB UNIF     WV 0 1
    1185 LOAD Z  B0081004    24.91-   12   4.15-   11                    GLOB UNIF     WV 0 1
    1186 LOAD A  B0081004    29.07    05   4.15    03                    GLOB UNIF     WV 0 1
    1187 LOAD Y  B0081004    29.07    24   4.15    17                    GLOB UNIF     WV 0 1
    1188 LOAD Z  B0081004    29.07-   11   4.15-   06                    GLOB UNIF     WV 0 1
    1189 LOAD A  B0081004    33.22    03   4.15    02                    GLOB UNIF     WV 0 1
    1190 LOAD Y  B0081004    33.22    17   4.15    10                    GLOB UNIF     WV 0 1
    1191 LOAD Z  B0081004    33.22-   08   4.15-   05                    GLOB UNIF     WV 0 1
    1192 LOAD A  B0081004    37.37    02   4.15                          GLOB UNIF     WV 0 1
```

```
                  1    1    2    2    3    3    4    4    5    5    6    6    7    7    8
LINE NO. 1...5....0....5....0....5....0....5....0....5....0....5....0....5....0....5....0

   1193  LOAD Y  8061004   37.37     10   4.15     03                GLOB UNIF     WV 0 1
   1194  LOAD Z  8061004   37.37-    05   4.15-     1                GLOB UNIF     WV 0 1
   1195  LOAD Y 10011002    0.00     02   5.71     02                GLOB UNIF     WV 0 1
   1196  LOAD Y 10011002    5.71     02   5.71     02                GLOB UNIF     WV 0 1
   1197  LOAD Y 10011002   11.43     02   5.71     02                GLOB UNIF     WV 0 1
   1198  LOAD Y 10011002   17.14     02   5.71     02                GLOB UNIF     WV 0 1
   1199  LOAD Y 10011002   22.86     02   5.71     02                GLOB UNIF     WV 0 1
   1200  LOAD Y 10021003    0.00     02   5.71     02                GLOB UNIF     WV 0 1
   1201  LOAD Y 10021003    5.71     02   5.71     02                GLOB UNIF     WV 0 1
   1202  LOAD Y 10021003   11.43     02   5.71     02                GLOB UNIF     WV 0 1
   1203  LOAD Y 10021003   17.14     02   5.71     02                GLOB UNIF     WV 0 1
   1204  LOAD Y 10021003   22.86     02   5.71     02                GLOB UNIF     WV 0 1
   1205  LOAD X 10031005    0.00-     1   5.71-     1                GLOB UNIF     WV 0 1
   1206  LOAD Y 10031005    0.00          5.71      1                GLOB UNIF     WV 0 1
   1207  LOAD X 10031005    5.71-     1   5.71-     1                GLOB UNIF     WV 0 1
   1208  LOAD Y 10031005    5.71      1   5.71      1                GLOB UNIF     WV 0 1
   1209  LOAD X 10031005   11.43-     1   5.71-     1                GLOB UNIF     WV 0 1
   1210  LOAD Y 10031005   11.43      1   5.71      1                GLOB UNIF     WV 0 1
   1211  LOAD X 10031005   17.14-     1   5.71-    02                GLOB UNIF     WV 0 1
   1212  LOAD Y 10031005   17.14      1   5.71      1                GLOB UNIF     WV 0 1
   1213  LOAD X 10031005   22.85-    02   5.71-    02                GLOB UNIF     WV 0 1
   1214  LOAD Y 10031005   22.85      1   5.71      1                GLOB UNIF     WV 0 1
   1215  LOAD X 10051006    0.00-    02   5.71-    02                GLOB UNIF     WV 0 1
   1216  LOAD Y 10051006    0.00      1   5.71      1                GLOB UNIF     WV 0 1
   1217  LOAD X 10051006    5.71-    02   5.71-    02                GLOB UNIF     WV 0 1
   1218  LOAD Y 10051006    5.71      1   5.71      1                GLOB UNIF     WV 0 1
   1219  LOAD X 10051006   11.43-    02   5.71-    02                GLOB UNIF     WV 0 1
   1220  LOAD Y 10051006   11.43      1   5.71      1                GLOB UNIF     WV 0 1
   1221  LOAD X 10051006   17.14-    02   5.71-    02                GLOB UNIF     WV 0 1
   1222  LOAD Y 10051006   17.14      1   5.71      1                GLOB UNIF     WV 0 1
   1223  LOAD X 10051006   22.86-    02   5.71-    02                GLOB UNIF     WV 0 1
   1224  LOAD Y 10051006   22.86      1   5.71      1                GLOB UNIF     WV 0 1
   1225  LOAD X 10011004    0.00      1   5.71      1                GLOB UNIF     WV 0 1
   1226  LOAD Y 10011004    0.00          5.71      1                GLOB UNIF     WV 0 1
   1227  LOAD X 10011004    5.71      1   5.71      1                GLOB UNIF     WV 0 1
   1228  LOAD Y 10011004    5.71      1   5.71      1                GLOB UNIF     WV 0 1
   1229  LOAD X 10011004   11.43      1   5.71      1                GLOB UNIF     WV 0 1
   1230  LOAD Y 10011004   11.43      1   5.71      1                GLOB UNIF     WV 0 1
   1231  LOAD X 10011004   17.14      1   5.71     02                GLOB UNIF     WV 0 1
   1232  LOAD Y 10011004   17.14      1   5.71      1                GLOB UNIF     WV 0 1
   1233  LOAD X 10011004   22.85     02   5.71     02                GLOB UNIF     WV 0 1
   1234  LOAD Y 10011004   22.85      1   5.71      1                GLOB UNIF     WV 0 1
   1235  LOAD X 10041006    0.00     02   5.71     02                GLOB UNIF     WV 0 1
   1236  LOAD Y 10041006    0.00      1   5.71      1                GLOB UNIF     WV 0 1
   1237  LOAD X 10041006    5.71     02   5.71     02                GLOB UNIF     WV 0 1
   1238  LOAD Y 10041006    5.71      1   5.71      1                GLOB UNIF     WV 0 1
   1239  LOAD X 10041006   11.43     02   5.71     02                GLOB UNIF     WV 0 1
   1240  LOAD Y 10041006   11.43      1   5.71      1                GLOB UNIF     WV 0 1
   1241  LOAD X 10041006   17.14     02   5.71     02                GLOB UNIF     WV 0 1
   1242  LOAD Y 10041006   17.14      1   5.71      1                GLOB UNIF     WV 0 1
```

```
                                1    1    2    2    3    3    4    4    5    5    6    6    7    7    8
LINE NO. 1...5....0....5....0....5....0....5....0....5....0....5....0....5....0....5....0....5....0
1243  LOAD A 10041005   22.86     02   5.71     02                GLOB UNIF     MV 0 1
1244  LOAD Y 10041005   22.86      1   5.71      1                GLOB UNIF     MV 0 1
1245  LOAD A 10021004    0.00-     1   5.71-     1                GLOB UNIF     MV 0 1
1246  LOAD A 10021004    5.71-     1   5.71-     1                GLOB UNIF     MV 0 1
1247  LOAD A 10021004   11.43-     1   5.71-     1                GLOB UNIF     MV 0 1
1248  LOAD A 10021004   17.14-     1   5.71-     1                GLOB UNIF     MV 0 1
1249  LOAD A 10021004   22.86-     1   5.71-     1                GLOB UNIF     MV 0 1
1250  LOAD A 10021005    0.00      1   5.71      1                GLOB UNIF     MV 0 1
1251  LOAD A 10021005    5.71      1   5.71      1                GLOB UNIF     MV 0 1
1252  LOAD A 10021005   11.43      1   5.71      1                GLOB UNIF     MV 0 1
1253  LOAD A 10021005   17.14      1   5.71      1                GLOB UNIF     MV 0 1
1254  LOAD A 10021005   22.86      1   5.71      1                GLOB UNIF     MV 0 1
1255  LOAD Y 10041005    0.00     02   5.72     02                GLOB UNIF     MV 0 1
1256  LOAD Y 10041005    5.72     02   5.72     02                GLOB UNIF     MV 0 1
1257  LOAD Y 10041005   11.43     02   5.72     02                GLOB UNIF     MV 0 1
1258  LOAD Y 10041005   17.15     02   5.72     02                GLOB UNIF     MV 0 1
1259  LOAD Y 10041005   22.86     02   5.72     02                GLOB UNIF     MV 0 1
1260  LOAD Y  201 301    4.47    120   2.11    150                GLOB UNIF     MV 0 1
1261  LOAD Y  201 301    0.57    150   2.11    172                GLOB UNIF     MV 0 1
1262  LOAD Y  201 301    0.68    172   2.11    193                GLOB UNIF     MV 0 1
1263  LOAD Y  201 301   10.79    193   2.11    208                GLOB UNIF     MV 0 1
1264  LOAD Y  201 301   12.69    208   2.11    221                GLOB UNIF     MV 0 1
1265  LOAD Y  203 303    4.47    120   2.11    150                GLOB UNIF     MV 0 1
1266  LOAD Y  203 303    0.57    150   2.11    172                GLOB UNIF     MV 0 1
1267  LOAD Y  203 303    0.68    172   2.11    193                GLOB UNIF     MV 0 1
1268  LOAD Y  203 303   10.79    193   2.11    208                GLOB UNIF     MV 0 1
1269  LOAD Y  203 303   12.69    208   2.11    221                GLOB UNIF     MV 0 1
1270  LOAD Y  301 401    0.00    221   5.70    250                GLOB UNIF     MV 0 1
1271  LOAD Y  301 401    5.70    250   5.70    249                GLOB UNIF     MV 0 1
1272  LOAD Y  301 401   11.40    249   5.70    230                GLOB UNIF     MV 0 1
1273  LOAD Y  301 401   17.10    230   5.70    181                GLOB UNIF     MV 0 1
1274  LOAD Y  301 401   22.80    181   5.70    145                GLOB UNIF     MV 0 1
1275  LOAD Y  303 403    0.00    221   5.70    250                GLOB UNIF     MV 0 1
1276  LOAD Y  303 403    5.70    250   5.70    249                GLOB UNIF     MV 0 1
1277  LOAD Y  303 403   11.40    249   5.70    230                GLOB UNIF     MV 0 1
1278  LOAD Y  303 403   17.10    230   5.70    181                GLOB UNIF     MV 0 1
1279  LOAD Y  303 403   22.80    181   5.70    145                GLOB UNIF     MV 0 1
1280  LOAD Y  305 405    2.77     70   4.29    193                GLOB UNIF     MV 0 1
1281  LOAD Y  305 405    7.06    193   4.29    212                GLOB UNIF     MV 0 1
1282  LOAD Y  305 405   11.35    212   4.29    231                GLOB UNIF     MV 0 1
1283  LOAD Y  305 405   15.64    231   4.29    204                GLOB UNIF     MV 0 1
1284  LOAD Y  305 405   19.92    204   4.29    173                GLOB UNIF     MV 0 1
1285  LOAD Y  305 405   24.21    173   4.29    152                GLOB UNIF     MV 0 1
1286  LOAD A  401 501    0.00-    11    .91-    11                GLOB UNIF     MV 0 1
1287  LOAD Y  401 501    0.00    240    .91    235                GLOB UNIF     MV 0 1
1288  LOAD Z  401 501    0.00-    22    .91-    21                GLOB UNIF     MV 0 1
1289  LOAD A  401 501     .91-    11    .91-    10                GLOB UNIF     MV 0 1
1290  LOAD Y  401 501     .91    235    .91    230                GLOB UNIF     MV 0 1
1291  LOAD Z  401 501     .91-    21    .91-    21                GLOB UNIF     MV 0 1
1292  LOAD A  401 501    1.83-    10    .91-    10                GLOB UNIF     MV 0 1
```

LINE NO.														
1293	LOAD	T	401	501	1.83	230	.91	225		GLOB	UNIF	WV	0	1
1294	LOAD	Z	401	501	1.83-	21	.91-	20		GLOB	UNIF	WV	0	1
1295	LOAD	A	401	501	2.74-	10	.91-	10		GLOB	UNIF	WV	0	1
1296	LOAD	T	401	501	2.74	225	.91	220		GLOB	UNIF	WV	0	1
1297	LOAD	Z	401	501	2.74-	20	.91-	20		GLOB	UNIF	WV	0	1
1298	LOAD	A	401	501	3.65-	10	.91-	10		GLOB	UNIF	WV	0	1
1299	LOAD	T	401	501	3.65	220	.91	215		GLOB	UNIF	WV	0	1
1300	LOAD	Z	401	501	3.65-	20	.91-	20		GLOB	UNIF	WV	0	1
1301	LOAD	A	403	503	0.00	11	.91	11		GLOB	UNIF	WV	0	1
1302	LOAD	T	403	503	0.00	240	.91	235		GLOB	UNIF	WV	0	1
1303	LOAD	Z	403	503	0.00-	22	.91-	21		GLOB	UNIF	WV	0	1
1304	LOAD	A	403	503	.91	11	.91	10		GLOB	UNIF	WV	0	1
1305	LOAD	T	403	503	.91	235	.91	230		GLOB	UNIF	WV	0	1
1306	LOAD	Z	403	503	.91-	21	.91-	21		GLOB	UNIF	WV	0	1
1307	LOAD	A	403	503	1.83	10	.91	10		GLOB	UNIF	WV	0	1
1308	LOAD	T	403	503	1.83	230	.91	225		GLOB	UNIF	WV	0	1
1309	LOAD	Z	403	503	1.83-	21	.91-	20		GLOB	UNIF	WV	0	1
1310	LOAD	A	403	503	2.74	10	.91	10		GLOB	UNIF	WV	0	1
1311	LOAD	T	403	503	2.74	225	.91	220		GLOB	UNIF	WV	0	1
1312	LOAD	Z	403	503	2.74-	20	.91-	20		GLOB	UNIF	WV	0	1
1313	LOAD	A	403	503	3.65	10	.91	10		GLOB	UNIF	WV	0	1
1314	LOAD	T	403	503	3.65	220	.91	215		GLOB	UNIF	WV	0	1
1315	LOAD	Z	403	503	3.65-	20	.91-	20		GLOB	UNIF	WV	0	1
1316	LOAD	T	406	506	0.00	258	.91	252		GLOB	UNIF	WV	0	1
1317	LOAD	Z	406	506	0.00	43	.91	42		GLOB	UNIF	WV	0	1
1318	LOAD	T	406	506	.91	252	.91	247		GLOB	UNIF	WV	0	1
1319	LOAD	Z	406	506	.91	42	.91	41		GLOB	UNIF	WV	0	1
1320	LOAD	T	406	506	1.82	247	.91	241		GLOB	UNIF	WV	0	1
1321	LOAD	Z	406	506	1.82	41	.91	40		GLOB	UNIF	WV	0	1
1322	LOAD	T	406	506	2.74	241	.91	236		GLOB	UNIF	WV	0	1
1323	LOAD	Z	406	506	2.74	40	.91	39		GLOB	UNIF	WV	0	1
1324	LOAD	T	406	506	3.65	236	.91	230		GLOB	UNIF	WV	0	1
1325	LOAD	Z	406	506	3.65	39	.91	38		GLOB	UNIF	WV	0	1
1326	LOAD	A	501	601	0.00-	10	1.22-	10		GLOB	UNIF	WV	0	1
1327	LOAD	T	501	601	0.00	215	1.22	206		GLOB	UNIF	WV	0	1
1328	LOAD	Z	501	601	0.00-	19	1.22-	19		GLOB	UNIF	WV	0	1
1329	LOAD	A	501	601	1.22-	10	1.22-	10		GLOB	UNIF	WV	0	1
1330	LOAD	T	501	601	1.22	206	1.22	199		GLOB	UNIF	WV	0	1
1331	LOAD	Z	501	601	1.22-	19	1.22-	18		GLOB	UNIF	WV	0	1
1332	LOAD	A	501	601	2.43-	10	1.22-	09		GLOB	UNIF	WV	0	1
1333	LOAD	T	501	601	2.43	199	1.22	194		GLOB	UNIF	WV	0	1
1334	LOAD	Z	501	601	2.43-	18	1.22-	17		GLOB	UNIF	WV	0	1
1335	LOAD	A	501	601	3.65-	09	1.22-	09		GLOB	UNIF	WV	0	1
1336	LOAD	T	501	601	3.65	194	1.22	189		GLOB	UNIF	WV	0	1
1337	LOAD	Z	501	601	3.65-	17	1.22-	17		GLOB	UNIF	WV	0	1
1338	LOAD	A	501	601	4.87-	09	1.22-	09		GLOB	UNIF	WV	0	1
1339	LOAD	T	501	601	4.87	189	1.22	184		GLOB	UNIF	WV	0	1
1340	LOAD	Z	501	601	4.87-	17	1.22-	17		GLOB	UNIF	WV	0	1
1341	LOAD	A	503	603	0.00	10	1.22	10		GLOB	UNIF	WV	0	1
1342	LOAD	T	503	603	0.00	213	1.22	206		GLOB	UNIF	WV	0	1

LINE NO.																			
1343	LOAD	Z	503	603	0.00-	19	1.22-	19			GLOB	UNIF		WV	0	1			
1344	LOAD	A	503	603	1.22	10	1.22	10			GLOB	UNIF		WV	0	1			
1345	LOAD	T	503	603	1.22	208	1.22	199			GLOB	UNIF		WV	0	1			
1346	LOAD	Z	503	603	1.22-	19	1.22-	18			GLOB	UNIF		WV	0	1			
1347	LOAD	X	503	603	2.43	10	1.22	09			GLOB	UNIF		WV	0	1			
1348	LOAD	T	503	603	2.43	199	1.22	194			GLOB	UNIF		WV	0	1			
1349	LOAD	Z	503	603	2.43-	18	1.22-	17			GLOB	UNIF		WV	0	1			
1350	LOAD	A	503	603	3.65	09	1.22	09			GLOB	UNIF		WV	0	1			
1351	LOAD	T	503	603	3.65	194	1.22	189			GLOB	UNIF		WV	0	1			
1352	LOAD	Z	503	603	3.65-	17	1.22-	17			GLOB	UNIF		WV	0	1			
1353	LOAD	A	503	603	4.87	09	1.22	09			GLOB	UNIF		WV	0	1			
1354	LOAD	T	503	603	4.87	189	1.22	184			GLOB	UNIF		WV	0	1			
1355	LOAD	Z	503	603	4.87-	17	1.22-	17			GLOB	UNIF		WV	0	1			
1356	LOAD	T	506	606	0.00	227	1.22	220			GLOB	UNIF		WV	0	1			
1357	LOAD	Z	506	606	0.00	38	1.22	37			GLOB	UNIF		WV	0	1			
1358	LOAD	T	506	606	1.22	220	1.22	213			GLOB	UNIF		WV	0	1			
1359	LOAD	Z	506	606	1.22	37	1.22	35			GLOB	UNIF		WV	0	1			
1360	LOAD	T	506	606	2.43	214	1.22	207			GLOB	UNIF		WV	0	1			
1361	LOAD	Z	506	606	2.43	35	1.22	35			GLOB	UNIF		WV	0	1			
1362	LOAD	T	506	606	3.65	207	1.22	203			GLOB	UNIF		WV	0	1			
1363	LOAD	Z	506	606	3.65	35	1.22	34			GLOB	UNIF		WV	0	1			
1364	LOAD	T	506	606	4.87	203	1.22	198			GLOB	UNIF		WV	0	1			
1365	LOAD	Z	506	606	4.87	34	1.22	33			GLOB	UNIF		WV	0	1			
1366	LOAD	A	601	651	0.00-	09	1.22-	09			GLOB	UNIF		WV	0	1			
1367	LOAD	T	601	651	0.00	184	1.22	180			GLOB	UNIF		WV	0	1			
1368	LOAD	Z	601	651	0.00-	17	1.22-	16			GLOB	UNIF		WV	0	1			
1369	LOAD	A	601	651	1.22-	09	1.22-	09			GLOB	UNIF		WV	0	1			
1370	LOAD	T	601	651	1.22	180	1.22	175			GLOB	UNIF		WV	0	1			
1371	LOAD	Z	601	651	1.22-	16	1.22-	16			GLOB	UNIF		WV	0	1			
1372	LOAD	A	601	651	2.43-	09	1.22-	09			GLOB	UNIF		WV	0	1			
1373	LOAD	T	601	651	2.43	175	1.22	170			GLOB	UNIF		WV	0	1			
1374	LOAD	Z	601	651	2.43-	16	1.22-	15			GLOB	UNIF		WV	0	1			
1375	LOAD	A	601	651	3.65-	09	1.22-	09			GLOB	UNIF		WV	0	1			
1376	LOAD	T	601	651	3.65	170	1.22	166			GLOB	UNIF		WV	0	1			
1377	LOAD	Z	601	651	3.65-	15	1.22-	15			GLOB	UNIF		WV	0	1			
1378	LOAD	A	601	651	4.87-	09	1.22-	08			GLOB	UNIF		WV	0	1			
1379	LOAD	T	601	651	4.87	166	1.22	161			GLOB	UNIF		WV	0	1			
1380	LOAD	Z	601	651	4.87-	15	1.22-	15			GLOB	UNIF		WV	0	1			
1381	LOA	A	603	653	0.00	09	1.22	09			GLOB	UNIF		WV	0	1			
1382	LOA	T	603	653	0.00	184	1.22	180			GLOB	UNIF		WV	0	1			
1383	LOA	Z	603	653	0.00-	17	1.22-	16			GLOB	UNIF		WV	0	1			
1384	LOAD	A	603	653	1.22	09	1.22	09			GLOB	UNIF		WV	0	1			
1385	LOAD	T	603	653	1.22	180	1.22	175			GLOB	UNIF		WV	0	1			
1386	LOAD	Z	603	653	1.22-	16	1.22-	16			GLOB	UNIF		WV	0	1			
1387	LOAD	A	603	653	2.43	09	1.22	09			GLOB	UNIF		WV	0	1			
1388	LOAD	T	603	653	2.43	175	1.22	170			GLOB	UNIF		WV	0	1			
1389	LOAD	Z	603	653	2.43-	16	1.22-	15			GLOB	UNIF		WV	0	1			
1390	LOAD	A	603	653	3.65	09	1.22	09			GLOB	UNIF		WV	0	1			
1391	LOAD	T	603	653	3.65	170	1.22	166			GLOB	UNIF		WV	0	1			
1392	LOAD	Z	603	653	3.65-	15	1.22-	15			GLOB	UNIF		WV	0	1			

LINE NO.														
1393	LOAD	A	603	633	4.87	09	1.22	08			GLOB	UNIF	WV	0 1
1394	LOAD	Y	603	633	4.87	166	1.22	161			GLOB	UNIF	WV	0 1
1395	LOAD	Z	603	633	4.87-	15	1.22-	15			GLOB	UNIF	WV	0 1
1396	LOAD	Y	606	636	0.00	198	1.22	193			GLOB	UNIF	WV	0 1
1397	LOAD	Z	606	636	0.00	33	1.22	32			GLOB	UNIF	WV	0 1
1398	LOAD	Y	606	636	1.22	193	1.22	189			GLOB	UNIF	WV	0 1
1399	LOAD	Z	606	636	1.22	32	1.22	31			GLOB	UNIF	WV	0 1
1400	LOAD	Y	606	636	2.43	189	1.22	184			GLOB	UNIF	WV	0 1
1401	LOAD	Z	606	636	2.43	31	1.22	31			GLOB	UNIF	WV	0 1
1402	LOAD	Y	606	636	3.65	184	1.22	180			GLOB	UNIF	WV	0 1
1403	LOAD	Z	606	636	3.65	31	1.22	30			GLOB	UNIF	WV	0 1
1404	LOAD	Y	606	636	4.87	180	1.22	175			GLOB	UNIF	WV	0 1
1405	LOAD	Z	606	636	4.87	30	1.22	29			GLOB	UNIF	WV	0 1
1406	LOAD	A	631	651	0.00-	18	1.22-	18			GLOB	UNIF	WV	0 1
1407	LOAD	Y	631	651	0.00	235	1.22	229			GLOB	UNIF	WV	0 1
1408	LOAD	Z	631	651	0.00-	22	1.22-	22			GLOB	UNIF	WV	0 1
1409	LOAD	A	631	651	1.22-	18	1.22-	18			GLOB	UNIF	WV	0 1
1410	LOAD	Y	631	651	1.22	229	1.22	223			GLOB	UNIF	WV	0 1
1411	LOAD	Z	631	651	1.22-	22	1.22-	21			GLOB	UNIF	WV	0 1
1412	LOAD	A	631	651	2.43-	18	1.22-	17			GLOB	UNIF	WV	0 1
1413	LOAD	Y	631	651	2.43	223	1.22	218			GLOB	UNIF	WV	0 1
1414	LOAD	Z	631	651	2.43-	21	1.22-	21			GLOB	UNIF	WV	0 1
1415	LOAD	A	631	651	3.65-	17	1.22-	17			GLOB	UNIF	WV	0 1
1416	LOAD	Y	631	651	3.65	218	1.22	213			GLOB	UNIF	WV	0 1
1417	LOAD	Z	631	651	3.65-	21	1.22-	20			GLOB	UNIF	WV	0 1
1418	LOAD	A	631	651	4.87-	17	1.22-	17			GLOB	UNIF	WV	0 1
1419	LOAD	Y	631	651	4.87	213	1.22	207			GLOB	UNIF	WV	0 1
1420	LOAD	Z	631	651	4.87-	20	1.22-	20			GLOB	UNIF	WV	0 1
1421	LOAD	A	633	653	0.00	18	1.22	18			GLOB	UNIF	WV	0 1
1422	LOAD	Y	633	653	0.00	235	1.22	229			GLOB	UNIF	WV	0 1
1423	LOAD	Z	633	653	0.00-	22	1.22-	22			GLOB	UNIF	WV	0 1
1424	LOAD	A	633	653	1.22	18	1.22	18			GLOB	UNIF	WV	0 1
1425	LOAD	Y	633	653	1.22	229	1.22	223			GLOB	UNIF	WV	0 1
1426	LOAD	Z	633	653	1.22-	22	1.22-	21			GLOB	UNIF	WV	0 1
1427	LOAD	A	633	653	2.43	18	1.22	17			GLOB	UNIF	WV	0 1
1428	LOAD	Y	633	653	2.43	223	1.22	218			GLOB	UNIF	WV	0 1
1429	LOAD	Z	633	653	2.43-	21	1.22-	21			GLOB	UNIF	WV	0 1
1430	LOAD	A	633	653	3.65	17	1.22	17			GLOB	UNIF	WV	0 1
1431	LOAD	Y	633	653	3.65	218	1.22	213			GLOB	UNIF	WV	0 1
1432	LOAD	Z	633	653	3.65-	21	1.22-	20			GLOB	UNIF	WV	0 1
1433	LOAD	A	633	653	4.87	17	1.22	17			GLOB	UNIF	WV	0 1
1434	LOAD	Y	633	653	4.87	213	1.22	207			GLOB	UNIF	WV	0 1
1435	LOAD	Z	633	653	4.87-	20	1.22-	20			GLOB	UNIF	WV	0 1
1436	LOAD	Y	636	656	0.00	281	1.22	274			GLOB	UNIF	WV	0 1
1437	LOAD	Z	636	656	0.00	47	1.22	46			GLOB	UNIF	WV	0 1
1438	LOAD	Y	636	656	1.22	274	1.22	268			GLOB	UNIF	WV	0 1
1439	LOAD	Z	636	656	1.22	46	1.22	45			GLOB	UNIF	WV	0 1
1440	LOAD	Y	636	656	2.43	268	1.22	263			GLOB	UNIF	WV	0 1
1441	LOAD	Z	636	656	2.43	45	1.22	44			GLOB	UNIF	WV	0 1
1442	LOAD	Y	636	656	3.65	263	1.22	257			GLOB	UNIF	WV	0 1

LINE NO.	1	1	2	2	3	3	4	4	5	5	6	6	7	7	8
	1...5....0....5....0....5....0....5....0....5....0....5....0....5....0....5....0														
1443	LOAD Z	650	650	5.65	44	1.42	43				GLOB UNIF		WY	0	1
1444	LOAD Y	650	650	4.87	257	1.42	251				GLOB UNIF		WY	0	1
1445	LOAD Z	650	650	4.87	43	1.42	42				GLOB UNIF		WY	0	1
1446	LOAD X	651	701	0.00-	17	1.42-	16				GLOB UNIF		WY	0	1
1447	LOAD Y	651	701	0.00	207	1.42	201				GLOB UNIF		WY	0	1
1448	LOAD Z	651	701	0.00-	20	1.42-	19				GLOB UNIF		WY	0	1
1449	LOAD X	651	701	1.42-	16	1.42-	16				GLOB UNIF		WY	0	1
1450	LOAD Y	651	701	1.42	201	1.42	195				GLOB UNIF		WY	0	1
1451	LOAD Z	651	701	1.42-	19	1.42-	18				GLOB UNIF		WY	0	1
1452	LOAD X	651	701	2.84-	16	1.42-	15				GLOB UNIF		WY	0	1
1453	LOAD Y	651	701	2.84	195	1.42	189				GLOB UNIF		WY	0	1
1454	LOAD Z	651	701	2.84-	18	1.42-	18				GLOB UNIF		WY	0	1
1455	LOAD X	651	701	4.26-	15	1.42-	15				GLOB UNIF		WY	0	1
1456	LOAD Y	651	701	4.26	189	1.42	184				GLOB UNIF		WY	0	1
1457	LOAD Z	651	701	4.26-	18	1.42-	17				GLOB UNIF		WY	0	1
1458	LOAD X	651	701	5.68-	15	1.42-	15				GLOB UNIF		WY	0	1
1459	LOAD Y	651	701	5.68	184	1.42	179				GLOB UNIF		WY	0	1
1460	LOAD Z	651	701	5.68-	17	1.42-	17				GLOB UNIF		WY	0	1
1461	LOAD X	653	703	0.00	17	1.42	16				GLOB UNIF		WY	0	1
1462	LOAD Y	653	703	0.00	207	1.42	201				GLOB UNIF		WY	0	1
1463	LOAD Z	653	703	0.00-	20	1.42-	19				GLOB UNIF		WY	0	1
1464	LOAD X	653	703	1.42	16	1.42	16				GLOB UNIF		WY	0	1
1465	LOAD Y	653	703	1.42	201	1.42	195				GLOB UNIF		WY	0	1
1466	LOAD Z	653	703	1.42-	19	1.42-	18				GLOB UNIF		WY	0	1
1467	LOAD X	653	703	2.84	16	1.42	15				GLOB UNIF		WY	0	1
1468	LOAD Y	653	703	2.84	195	1.42	189				GLOB UNIF		WY	0	1
1469	LOAD Z	653	703	2.84-	18	1.42-	18				GLOB UNIF		WY	0	1
1470	LOAD X	653	703	4.26	15	1.42	15				GLOB UNIF		WY	0	1
1471	LOAD Y	653	703	4.26	189	1.42	184				GLOB UNIF		WY	0	1
1472	LOAD Z	653	703	4.26-	18	1.42-	17				GLOB UNIF		WY	0	1
1473	LOAD X	653	703	5.68	15	1.42	15				GLOB UNIF		WY	0	1
1474	LOAD Y	653	703	5.68	184	1.42	179				GLOB UNIF		WY	0	1
1475	LOAD Z	653	703	5.68-	17	1.42-	17				GLOB UNIF		WY	0	1
1476	LOAD Y	650	706	0.00	251	1.42	244				GLOB UNIF		WY	0	1
1477	LOAD Z	650	706	0.00	42	1.42	41				GLOB UNIF		WY	0	1
1478	LOAD Y	650	706	1.42	244	1.42	237				GLOB UNIF		WY	0	1
1479	LOAD Z	650	706	1.42	41	1.42	40				GLOB UNIF		WY	0	1
1480	LOAD Y	650	706	2.84	237	1.42	230				GLOB UNIF		WY	0	1
1481	LOAD Z	650	706	2.84	40	1.42	39				GLOB UNIF		WY	0	1
1482	LOAD Y	650	706	4.26	230	1.42	224				GLOB UNIF		WY	0	1
1483	LOAD Z	650	706	4.26	38	1.42	37				GLOB UNIF		WY	0	1
1484	LOAD Y	650	706	5.69	224	1.42	219				GLOB UNIF		WY	0	1
1485	LOAD Z	650	706	5.69	37	1.42	37				GLOB UNIF		WY	0	1
1486	LOAD X	701	801	0.00-	13	0.89-	11				GLOB UNIF		WY	0	1
1487	LOAD Y	701	801	0.00	171	0.89	150				GLOB UNIF		WY	0	1
1488	LOAD Z	701	801	0.00-	16	0.89-	14				GLOB UNIF		WY	0	1
1489	LOAD X	701	801	0.89-	11	0.89-	10				GLOB UNIF		WY	0	1
1490	LOAD Y	701	801	0.89	150	0.89	135				GLOB UNIF		WY	0	1
1491	LOAD Z	701	801	0.89-	14	0.89-	13				GLOB UNIF		WY	0	1
1492	LOAD X	701	801	13.79-	10	0.89-	08				GLOB UNIF		WY	0	1

LINE NO.														
1493	LOAD	Y	701	801	13.79	135	0.89	121		GLOB	UNIF	WV	0	1
1494	LOAD	Z	701	801	13.79-	13	0.89-	11		GLOB	UNIF	WV	0	1
1495	LOAD	X	701	801	20.68-	08	0.89-	07		GLOB	UNIF	WV	0	1
1496	LOAD	Y	701	801	20.68	121	0.89	107		GLOB	UNIF	WV	0	1
1497	LOAD	Z	701	801	20.68-	11	0.89-	10		GLOB	UNIF	WV	0	1
1498	LOAD	X	701	801	27.57-	07	0.89-	05		GLOB	UNIF	WV	0	1
1499	LOAD	Y	701	801	27.57	107	0.89	96		GLOB	UNIF	WV	0	1
1500	LOAD	Z	701	801	27.57-	10	0.89-	09		GLOB	UNIF	WV	0	1
1501	LOAD	X	703	803	0.00	13	0.89	11		GLOB	UNIF	WV	0	1
1502	LOAD	Y	703	803	0.00	171	0.89	150		GLOB	UNIF	WV	0	1
1503	LOAD	Z	703	803	0.00-	16	0.89-	14		GLOB	UNIF	WV	0	1
1504	LOAD	X	703	803	0.89	11	0.89	10		GLOB	UNIF	WV	0	1
1505	LOAD	Y	703	803	0.89	150	0.89	135		GLOB	UNIF	WV	0	1
1506	LOAD	Z	703	803	0.89-	14	0.89-	13		GLOB	UNIF	WV	0	1
1507	LOAD	X	703	803	13.79	10	0.89	08		GLOB	UNIF	WV	0	1
1508	LOAD	Y	703	803	13.79	135	0.89	121		GLOB	UNIF	WV	0	1
1509	LOAD	Z	703	803	13.79-	13	0.89-	11		GLOB	UNIF	WV	0	1
1510	LOAD	X	703	803	20.68	08	0.89	07		GLOB	UNIF	WV	0	1
1511	LOAD	Y	703	803	20.68	121	0.89	107		GLOB	UNIF	WV	0	1
1512	LOAD	Z	703	803	20.68-	11	0.89-	10		GLOB	UNIF	WV	0	1
1513	LOAD	X	703	803	27.57	07	0.89	05		GLOB	UNIF	WV	0	1
1514	LOAD	Y	703	803	27.57	107	0.89	96		GLOB	UNIF	WV	0	1
1515	LOAD	Z	703	803	27.57-	10	0.89-	09		GLOB	UNIF	WV	0	1
1516	LOAD	Y	706	806	0.00	204	0.89	181		GLOB	UNIF	WV	0	1
1517	LOAD	Z	706	806	0.00	34	0.89	30		GLOB	UNIF	WV	0	1
1518	LOAD	Y	706	806	0.89	181	0.89	165		GLOB	UNIF	WV	0	1
1519	LOAD	Z	706	806	0.89	30	0.89	28		GLOB	UNIF	WV	0	1
1520	LOAD	Y	706	806	13.79	165	0.89	151		GLOB	UNIF	WV	0	1
1521	LOAD	Z	706	806	13.79	28	0.89	25		GLOB	UNIF	WV	0	1
1522	LOAD	Y	706	806	20.68	151	0.89	137		GLOB	UNIF	WV	0	1
1523	LOAD	Z	706	806	20.68	25	0.89	23		GLOB	UNIF	WV	0	1
1524	LOAD	Y	706	806	27.58	137	0.89	126		GLOB	UNIF	WV	0	1
1525	LOAD	Z	706	806	27.58	23	0.89	21		GLOB	UNIF	WV	0	1
1526	LOAD	X	8011001		0.00-	06	3.83-	05		GLOB	UNIF	WV	0	1
1527	LOAD	Y	8011001		0.00	98	3.83	93		GLOB	UNIF	WV	0	1
1528	LOAD	Z	8011001		0.00-	09	3.83-	08		GLOB	UNIF	WV	0	1
1529	LOAD	X	8011001		3.83-	05	3.83-	04		GLOB	UNIF	WV	0	1
1530	LOAD	Y	8011001		3.83	93	3.83	89		GLOB	UNIF	WV	0	1
1531	LOAD	Z	8011001		3.83-	08	3.83-	08		GLOB	UNIF	WV	0	1
1532	LOAD	X	8011001		7.66-	04	3.83-	03		GLOB	UNIF	WV	0	1
1533	LOAD	Y	8011001		7.66	89	3.83	84		GLOB	UNIF	WV	0	1
1534	LOAD	Z	8011001		7.66-	08	3.83-	07		GLOB	UNIF	WV	0	1
1535	LOAD	X	8011001		11.49-	03	3.83-	03		GLOB	UNIF	WV	0	1
1536	LOAD	Y	8011001		11.49	84	3.83	80		GLOB	UNIF	WV	0	1
1537	LOAD	Z	8011001		11.49-	07	3.83-	07		GLOB	UNIF	WV	0	1
1538	LOAD	X	8011001		15.32-	03	3.83-	02		GLOB	UNIF	WV	0	1
1539	LOAD	Y	8011001		15.32	80	3.83	77		GLOB	UNIF	WV	0	1
1540	LOAD	Z	8011001		15.32-	07	3.83-	07		GLOB	UNIF	WV	0	1
1541	LOAD	X	8011001		19.15-	02	3.83-	1		GLOB	UNIF	WV	0	1
1542	LOAD	Y	8011001		19.15	77	3.83	73		GLOB	UNIF	WV	0	1

```
LINE NO. 1...5....0....5....0....5....0....5....0....5....0....5....0....5....0....5....0....5....0....5....0
```

1543	LOAD	Z	BUS1001	14,15-	07	3,03-	06			GLOB	UNIF		RV	0	1		
1544	LOAD	A	BUS1001	22,98-	1	3,03-	03			GLOB	UNIF		RV	0	1		
1545	LOAD	T	BUS1001	22,98	73	3,03	55			GLOB	UNIF		RV	0	1		
1546	LOAD	Z	BUS1001	22,98-	06	3,03-	05			GLOB	UNIF		RV	0	1		
1547	LOAD	A	BUS1001	20,81-	03	3,03-	1			GLOB	UNIF		RV	0	1		
1548	LOAD	T	BUS1001	20,81	55	3,03	20			GLOB	UNIF		RV	0	1		
1549	LOAD	Z	BUS1001	20,81-	05	3,03-	02			GLOB	UNIF		RV	0	1		
1550	LOAD	A	BUS1001	30,64-	1	3,03				GLOB	UNIF		RV	0	1		
1551	LOAD	T	BUS1001	30,64	28	3,41				GLOB	UNIF		RV	0	1		
1552	LOAD	T	BUS1001	34,05		,42-	03			GLOB	UNIF		RV	0	1		
1553	LOAD	Z	BUS1001	30,64-	02	3,39				GLOB	UNIF		RV	0	1		
1554	LOAD	A	BUS1003	0,00	06	3,03	05			GLOB	UNIF		RV	0	1		
1555	LOAD	T	BUS1003	0,00	96	3,03	93			GLOB	UNIF		RV	0	1		
1556	LOAD	Z	BUS1003	0,00-	09	3,03-	08			GLOB	UNIF		RV	0	1		
1557	LOAD	A	BUS1003	3,03	05	3,03	04			GLOB	UNIF		RV	0	1		
1558	LOAD	T	BUS1003	3,03	93	3,03	89			GLOB	UNIF		RV	0	1		
1559	LOAD	Z	BUS1003	3,03-	08	3,03-	08			GLOB	UNIF		RV	0	1		
1560	LOAD	A	BUS1003	7,06	04	3,03	03			GLOB	UNIF		RV	0	1		
1561	LOAD	T	BUS1003	7,06	89	3,03	84			GLOB	UNIF		RV	0	1		
1562	LOAD	Z	BUS1003	7,06-	06	3,03-	07			GLOB	UNIF		RV	0	1		
1563	LOAD	A	BUS1003	11,49	03	3,03	03			GLOB	UNIF		RV	0	1		
1564	LOAD	T	BUS1003	11,49	84	3,03	80			GLOB	UNIF		RV	0	1		
1565	LOAD	Z	BUS1003	11,49-	07	3,03-	07			GLOB	UNIF		RV	0	1		
1566	LOAD	A	BUS1003	15,52	03	3,03	02			GLOB	UNIF		RV	0	1		
1567	LOAD	T	BUS1003	15,52	80	3,03	77			GLOB	UNIF		RV	0	1		
1568	LOAD	Z	BUS1003	15,52-	07	3,03-	07			GLOB	UNIF		RV	0	1		
1569	LOAD	A	BUS1003	19,15	02	3,03	1			GLOB	UNIF		RV	0	1		
1570	LOAD	T	BUS1003	19,15	77	3,03	73			GLOB	UNIF		RV	0	1		
1571	LOAD	Z	BUS1003	19,15-	07	3,03-	06			GLOB	UNIF		RV	0	1		
1572	LOAD	A	BUS1003	22,98	1	3,03	03			GLOB	UNIF		RV	0	1		
1573	LOAD	T	BUS1003	22,98	73	3,03	55			GLOB	UNIF		RV	0	1		
1574	LOAD	Z	BUS1003	22,98-	06	3,03-	05			GLOB	UNIF		RV	0	1		
1575	LOAD	A	BUS1003	20,81	03	3,03	1			GLOB	UNIF		RV	0	1		
1576	LOAD	T	BUS1003	20,81	55	3,03	20			GLOB	UNIF		RV	0	1		
1577	LOAD	Z	BUS1003	20,81-	05	3,03-	02			GLOB	UNIF		RV	0	1		
1578	LOAD	A	BUS1003	30,64	1	3,03				GLOB	UNIF		RV	0	1		
1579	LOAD	T	BUS1003	30,64	28	3,41				GLOB	UNIF		RV	0	1		
1580	LOAD	T	BUS1003	34,05		,42-	03			GLOB	UNIF		RV	0	1		
1581	LOAD	Z	BUS1003	30,64-	02	3,39				GLOB	UNIF		RV	0	1		
1582	LOAD		BUS1003	0,00	128	4,92	123			GLOB	UNIF		RV	0	1		
1583	LOAD		BUS1003	0,00	21	4,92	20			GLOB	UNIF		RV	0	1		
1584	LOAD		BUS1003	4,92	123	4,92	118			GLOB	UNIF		RV	0	1		
1585	LOAD	Z	BUS1003	4,92	20	4,92	20			GLOB	UNIF		RV	0	1		
1586	LOAD	T	BUS1003	4,85	118	4,92	112			GLOB	UNIF		RV	0	1		
1587	LOAD	Z	BUS1003	4,85	20	4,92	19			GLOB	UNIF		RV	0	1		
1588	LOAD	T	BUS1003	14,77	112	4,92	104			GLOB	UNIF		RV	0	1		
1589	LOAD	Z	BUS1003	14,77	19	4,92	18			GLOB	UNIF		RV	0	1		
1590	LOAD	T	BUS1003	14,70	109	4,92	104			GLOB	UNIF		RV	0	1		
1591	LOAD	Z	BUS1003	14,70	18	4,92	17			GLOB	UNIF		RV	0	1		
1592	LOAD	T	BUS1003	24,62	104	4,92	73			GLOB	UNIF		RV	0	1		

```
                 1    1    2    2    3    3    4    4    5    5    6    6    7    7    8
LINE NO. 1...5....0....5....0....5....0....5....0....5....0....5....0....5....0....5....0

   1593  LOAD Z  8061006   24.62     17   4.92     12                  GLOB UNIF     WV 0 1
   1594  LOAD Y  8061006   29.54     73   4.92     43                  GLOB UNIF     WV 0 1
   1595  LOAD Z  8061006   29.54     12   4.92     07                  GLOB UNIF     WV 0 1
   1596  LOADCN   2
   1597  LOAD Y  401 510    0.00-   780                                 GLOB CONC     WN 0 2
   1598  LOAD X  401 510                                  0.00 472951   GLOB MOMT     WN 0 2
   1599  LOAD Y  403 511    0.00-   780                                 GLOB CONC     WN 0 2
   1600  LOAD X  403 511                                  0.00 472951   GLOB MOMT     WN 0 2
   1601  LOAD Y  406 512    0.00-   780                                 GLOB CONC     WN 0 2
   1602  LOAD X  406 512                                  0.00 472951   GLOB MOMT     WN 0 2
   1603  LOAD X  201 303   15.74     05   3.38     06                  GLOB UNIF     WV 0 2
   1604  LOAD Y  201 303   15.74-    97   3.38-   118                  GLOB UNIF     WV 0 2
   1605  LOAD Z  201 303   15.74-    10   3.38-    12                  GLOB UNIF     WV 0 2
   1606  LOAD X  201 303   19.12     06   3.38     07                  GLOB UNIF     WV 0 2
   1607  LOAD Y  201 303   19.12-   118   3.38-   140                  GLOB UNIF     WV 0 2
   1608  LOAD Z  201 303   19.12-    12   3.38-    13                  GLOB UNIF     WV 0 2
   1609  LOAD X  201 303   22.50     07   3.38     08                  GLOB UNIF     WV 0 2
   1610  LOAD Y  201 303   22.50-   140   3.38-   154                  GLOB UNIF     WV 0 2
   1611  LOAD Z  201 303   22.50-    13   3.38-    15                  GLOB UNIF     WV 0 2
   1612  LOAD X  201 303   25.89     08   3.38     08                  GLOB UNIF     WV 0 2
   1613  LOAD Y  201 303   25.89-   154   3.38-   161                  GLOB UNIF     WV 0 2
   1614  LOAD Z  201 303   25.89-    15   3.38-    15                  GLOB UNIF     WV 0 2
   1615  LOAD X  201 303   29.27     08   3.38     08                  GLOB UNIF     WV 0 2
   1616  LOAD Y  201 303   29.27-   161   3.38-   169                  GLOB UNIF     WV 0 2
   1617  LOAD Z  201 303   29.27-    15   3.38-    16                  GLOB UNIF     WV 0 2
   1618  LOAD X  203 306   23.10     26   1.91     25                  GLOB UNIF     WV 0 2
   1619  LOAD Y  203 306   23.10-    51   1.91-    50                  GLOB UNIF     WV 0 2
   1620  LOAD Z  203 306   23.10-    60   1.91-    60                  GLOB UNIF     WV 0 2
   1621  LOAD X  203 306   25.01     25   1.91     22                  GLOB UNIF     WV 0 2
   1622  LOAD Y  203 306   25.01-    50   1.91-    47                  GLOB UNIF     WV 0 2
   1623  LOAD Z  203 306   25.01-    60   1.91-    56                  GLOB UNIF     WV 0 2
   1624  LOAD X  203 306   26.92     22   1.91     20                  GLOB UNIF     WV 0 2
   1625  LOAD Y  203 306   26.92-    47   1.91-    45                  GLOB UNIF     WV 0 2
   1626  LOAD Z  203 306   26.92-    56   1.91-    56                  GLOB UNIF     WV 0 2
   1627  LOAD X  203 306   28.83     20   1.91     18                  GLOB UNIF     WV 0 2
   1628  LOAD Y  203 306   28.83-    45   1.91-    43                  GLOB UNIF     WV 0 2
   1629  LOAD Z  203 306   28.83-    56   1.91-    55                  GLOB UNIF     WV 0 2
   1630  LOAD X  203 306   30.74     18   1.91     16                  GLOB UNIF     WV 0 2
   1631  LOAD Y  203 306   30.74-    43   1.91-    41                  GLOB UNIF     WV 0 2
   1632  LOAD Z  203 306   30.74-    55   1.91-    54                  GLOB UNIF     WV 0 2
   1633  LOAD X  206 301   19.82-    79   2.56-    91                  GLOB UNIF     WV 0 2
   1634  LOAD Y  206 301   19.82-    56   2.56-    71                  GLOB UNIF     WV 0 2
   1635  LOAD Z  206 301   19.82     20   2.56     31                  GLOB UNIF     WV 0 2
   1636  LOAD X  206 301   22.39-    91   2.56-    94                  GLOB UNIF     WV 0 2
   1637  LOAD Y  206 301   22.39-    71   2.56-    77                  GLOB UNIF     WV 0 2
   1638  LOAD Z  206 301   22.39     31   2.56     37                  GLOB UNIF     WV 0 2
   1639  LOAD X  206 301   24.95-    94   2.56-    97                  GLOB UNIF     WV 0 2
   1640  LOAD Y  206 301   24.95-    77   2.56-    82                  GLOB UNIF     WV 0 2
   1641  LOAD Z  206 301   24.95     37   2.56     43                  GLOB UNIF     WV 0 2
   1642  LOAD X  206 301   27.52-    97   2.56-    99                  GLOB UNIF     WV 0 2
```

```
LINE NO. 1...5....0....5....0....5....0....
```

```
                  1    1    2    2    3    3    4    4    5    5    6    6    7    7    8
LINE NO. 1...5....0....5....0....5....0....5....0....5....0....5....0....5....0....5....0

   1693  LOAD Z  301 306   5.80-   18   5.80-   21                GLOB UNIF     WV 0 2
   1694  LOAD X  301 306  11.60-   61   5.80-   52                GLOB UNIF     WV 0 2
   1695  LOAD Y  301 306  11.60-   35   5.80-   30                GLOB UNIF     WV 0 2
   1696  LOAD Z  301 306  11.60-   21   5.80-   23                GLOB UNIF     WV 0 2
   1697  LOAD X  301 306  17.40-   52   5.80-   41                GLOB UNIF     WV 0 2
   1698  LOAD Y  301 306  17.40-   30   5.80-   24                GLOB UNIF     WV 0 2
   1699  LOAD Z  301 306  17.40-   23   5.80-   25                GLOB UNIF     WV 0 2
   1700  LOAD X  301 306  23.20-   41   5.80-   27                GLOB UNIF     WV 0 2
   1701  LOAD Y  301 306  23.20-   24   5.80-   16                GLOB UNIF     WV 0 2
   1702  LOAD Z  301 306  23.20-   25   5.80-   28                GLOB UNIF     WV 0 2
   1703  LOAD Y  501 502   0.00-   70   3.03-   70                GLOB UNIF     WV 0 2
   1704  LOAD Z  501 502   0.00-   09   3.03-   09                GLOB UNIF     WV 0 2
   1705  LOAD Y  501 502   3.03-   70   3.03-   70                GLOB UNIF     WV 0 2
   1706  LOAD Z  501 502   3.03-   09   3.03-   09                GLOB UNIF     WV 0 2
   1707  LOAD Y  501 502   6.06-   70   3.03-   70                GLOB UNIF     WV 0 2
   1708  LOAD Z  501 502   6.06-   09   3.03-   09                GLOB UNIF     WV 0 2
   1709  LOAD Y  501 502   9.09-   70   3.03-   70                GLOB UNIF     WV 0 2
   1710  LOAD Z  501 502   9.09-   09   3.03-   09                GLOB UNIF     WV 0 2
   1711  LOAD Y  501 502  12.12-   70   3.03-   70                GLOB UNIF     WV 0 2
   1712  LOAD Z  501 502  12.12-   09   3.03-   09                GLOB UNIF     WV 0 2
   1713  LOAD Y  502 503   0.00-   70   3.03-   70                GLOB UNIF     WV 0 2
   1714  LOAD Z  502 503   0.00-   09   3.03-   09                GLOB UNIF     WV 0 2
   1715  LOAD Y  502 503   3.03-   70   3.03-   70                GLOB UNIF     WV 0 2
   1716  LOAD Z  502 503   3.03-   09   3.03-   09                GLOB UNIF     WV 0 2
   1717  LOAD Y  502 503   6.06-   70   3.03-   70                GLOB UNIF     WV 0 2
   1718  LOAD Z  502 503   6.06-   09   3.03-   09                GLOB UNIF     WV 0 2
   1719  LOAD Y  502 503   9.09-   70   3.03-   70                GLOB UNIF     WV 0 2
   1720  LOAD Z  502 503   9.09-   09   3.03-   09                GLOB UNIF     WV 0 2
   1721  LOAD Y  502 503  12.12-   70   3.03-   70                GLOB UNIF     WV 0 2
   1722  LOAD Z  502 503  12.12-   09   3.03-   09                GLOB UNIF     WV 0 2
   1723  LOAD X  503 505   0.00    30   3.03    30                GLOB UNIF     WV 0 2
   1724  LOAD Y  503 505   0.00-   17   3.03-   17                GLOB UNIF     WV 0 2
   1725  LOAD Z  503 505   0.00-   09   3.03-   09                GLOB UNIF     WV 0 2
   1726  LOAD X  503 505   3.03    30   3.03    30                GLOB UNIF     WV 0 2
   1727  LOAD Y  503 505   3.03-   17   3.03-   17                GLOB UNIF     WV 0 2
   1728  LOAD Z  503 505   3.03-   09   3.03-   10                GLOB UNIF     WV 0 2
   1729  LOAD X  503 505   6.06    30   3.03    30                GLOB UNIF     WV 0 2
   1730  LOAD Y  503 505   6.06-   17   3.03-   17                GLOB UNIF     WV 0 2
   1731  LOAD Z  503 505   6.06-   10   3.03-   10                GLOB UNIF     WV 0 2
   1732  LOAD X  503 505   9.09    30   3.03    29                GLOB UNIF     WV 0 2
   1733  LOAD Y  503 505   9.09-   17   3.03-   17                GLOB UNIF     WV 0 2
   1734  LOAD Z  503 505   9.09-   10   3.03-   10                GLOB UNIF     WV 0 2
   1735  LOAD X  503 505  12.12    29   3.03    29                GLOB UNIF     WV 0 2
   1736  LOAD Y  503 505  12.12-   17   3.03-   17                GLOB UNIF     WV 0 2
   1737  LOAD Z  503 505  12.12-   10   3.03-   10                GLOB UNIF     WV 0 2
   1738  LOAD X  505 506   0.00    29   3.03    28                GLOB UNIF     WV 0 2
   1739  LOAD Y  505 506   0.00-   17   3.03-   16                GLOB UNIF     WV 0 2
   1740  LOAD Z  505 506   0.00-   10   3.03-   10                GLOB UNIF     WV 0 2
   1741  LOAD X  505 506   3.03    28   3.03    28                GLOB UNIF     WV 0 2
   1742  LOAD Y  505 506   3.03-   16   3.03-   16                GLOB UNIF     WV 0 2
```

LINE NO.	1	1	2	2	3	3	4	4	5	5	6	6	7	7	8
	1...5....0....5....0....5....0....5....0....5....0....5....0....5....0....5....0														
1743	LOAD Z	505	506	3.03-	10	3.03-	10				GLOB	UNIF		WV 0 2	
1744	LOAD A	505	506	6.06	28	3.03	27				GLOB	UNIF		WV 0 2	
1745	LOAD Y	505	506	6.06-	16	3.03-	15				GLOB	UNIF		WV 0 2	
1746	LOAD Z	505	506	6.06-	10	3.03-	10				GLOB	UNIF		WV 0 2	
1747	LOAD A	505	506	9.09	27	3.03	26				GLOB	UNIF		WV 0 2	
1748	LOAD Y	505	506	9.09-	15	3.03-	15				GLOB	UNIF		WV 0 2	
1749	LOAD Z	505	506	9.09-	10	3.03-	11				GLOB	UNIF		WV 0 2	
1750	LOAD A	505	506	12.12	28	3.03	25				GLOB	UNIF		WV 0 2	
1751	LOAD Y	505	506	12.12-	15	3.03-	15				GLOB	UNIF		WV 0 2	
1752	LOAD Z	505	506	12.12-	11	3.03-	11				GLOB	UNIF		WV 0 2	
1753	LOAD A	501	504	0.00-	30	3.03-	30				GLOB	UNIF		WV 0 2	
1754	LOAD Y	501	504	0.00-	17	3.03-	17				GLOB	UNIF		WV 0 2	
1755	LOAD Z	501	504	0.00-	09	3.03-	09				GLOB	UNIF		WV 0 2	
1756	LOAD A	501	504	3.03-	30	3.03-	30				GLOB	UNIF		WV 0 2	
1757	LOAD Y	501	504	3.03-	17	3.03-	17				GLOB	UNIF		WV 0 2	
1758	LOAD Z	501	504	3.03-	09	3.03-	10				GLOB	UNIF		WV 0 2	
1759	LOAD A	501	504	6.06-	30	3.03-	30				GLOB	UNIF		WV 0 2	
1760	LOAD Y	501	504	6.06-	17	3.03-	17				GLOB	UNIF		WV 0 2	
1761	LOAD Z	501	504	6.06-	10	3.03-	10				GLOB	UNIF		WV 0 2	
1762	LOAD A	501	504	9.09-	30	3.03-	29				GLOB	UNIF		WV 0 2	
1763	LOAD Y	501	504	9.09-	17	3.03-	17				GLOB	UNIF		WV 0 2	
1764	LOAD Z	501	504	9.09-	10	3.03-	10				GLOB	UNIF		WV 0 2	
1765	LOAD A	501	504	12.12-	29	3.03-	29				GLOB	UNIF		WV 0 2	
1766	LOAD Y	501	504	12.12-	17	3.03-	17				GLOB	UNIF		WV 0 2	
1767	LOAD Z	501	504	12.12-	10	3.03-	10				GLOB	UNIF		WV 0 2	
1768	LOAD A	504	506	0.00-	29	3.03-	28				GLOB	UNIF		WV 0 2	
1769	LOAD Y	504	506	0.00-	17	3.03-	16				GLOB	UNIF		WV 0 2	
1770	LOAD Z	504	506	0.00-	10	3.03-	10				GLOB	UNIF		WV 0 2	
1771	LOAD A	504	506	3.03-	28	3.03-	28				GLOB	UNIF		WV 0 2	
1772	LOAD Y	504	506	3.03-	16	3.03-	16				GLOB	UNIF		WV 0 2	
1773	LOAD Z	504	506	3.03-	10	3.03-	10				GLOB	UNIF		WV 0 2	
1774	LOAD A	504	506	6.06-	28	3.03-	27				GLOB	UNIF		WV 0 2	
1775	LOAD Y	504	506	6.06-	16	3.03-	15				GLOB	UNIF		WV 0 2	
1776	LOAD Z	504	506	6.06-	10	3.03-	10				GLOB	UNIF		WV 0 2	
1777	LOAD A	504	506	9.09-	27	3.03-	26				GLOB	UNIF		WV 0 2	
1778	LOAD Y	504	506	9.09-	15	3.03-	15				GLOB	UNIF		WV 0 2	
1779	LOAD Z	504	506	9.09-	10	3.03-	11				GLOB	UNIF		WV 0 2	
1780	LOAD A	504	506	12.12-	28	3.03-	25				GLOB	UNIF		WV 0 2	
1781	LOAD Y	504	506	12.12-	15	3.03-	15				GLOB	UNIF		WV 0 2	
1782	LOAD Z	504	506	12.12-	11	3.03-	11				GLOB	UNIF		WV 0 2	
1783	LOAD A	502	504	0.00	20	3.03	20				GLOB	UNIF		WV 0 2	
1784	LOAD Y	502	504	0.00-	12	3.03-	12				GLOB	UNIF		WV 0 2	
1785	LOAD Z	502	504	0.00-	04	3.03-	04				GLOB	UNIF		WV 0 2	
1786	LOAD A	502	504	3.03	20	3.03	20				GLOB	UNIF		WV 0 2	
1787	LOAD Y	502	504	3.03-	12	3.03-	12				GLOB	UNIF		WV 0 2	
1788	LOAD Z	502	504	3.03-	04	3.03-	04				GLOB	UNIF		WV 0 2	
1789	LOAD A	502	504	6.06	20	3.03	20				GLOB	UNIF		WV 0 2	
1790	LOAD Y	502	504	6.06-	12	3.03-	11				GLOB	UNIF		WV 0 2	
1791	LOAD Z	502	504	6.06-	04	3.03-	04				GLOB	UNIF		WV 0 2	
1792	LOAD A	502	504	9.09	20	3.03	20				GLOB	UNIF		WV 0 2	

LINE NO.	1	1	2	2	3	3	4	4	5	5	6	6	7	7	8
	1...5....0....5....0....5....0....5....0....5....0....5....0....5....0....5....0														
1793	LOAD Y	502	504	9.09-	11	3.03-	11				GLOB	UNIF		WV 0 2	
1794	LOAD Z	502	504	9.09-	04	3.03-	05				GLOB	UNIF		WV 0 2	
1795	LOAD X	502	504	12.12	20	3.03	19				GLOB	UNIF		WV 0 2	
1796	LOAD Y	502	504	12.12-	11	3.03-	11				GLOB	UNIF		WV 0 2	
1797	LOAD Z	502	504	12.12-	05	3.03-	05				GLOB	UNIF		WV 0 2	
1798	LOAD X	502	505	0.00-	20	3.03-	20				GLOB	UNIF		WV 0 2	
1799	LOAD Y	502	505	0.00-	12	3.03-	12				GLOB	UNIF		WV 0 2	
1800	LOAD Z	502	505	0.00-	04	3.03-	04				GLOB	UNIF		WV 0 2	
1801	LOAD X	502	505	3.03-	20	3.03-	20				GLOB	UNIF		WV 0 2	
1802	LOAD Y	502	505	3.03-	12	3.03-	12				GLOB	UNIF		WV 0 2	
1803	LOAD Z	502	505	3.03-	04	3.03-	04				GLOB	UNIF		WV 0 2	
1804	LOAD X	502	505	6.06-	20	3.03-	20				GLOB	UNIF		WV 0 2	
1805	LOAD Y	502	505	6.06-	12	3.03-	11				GLOB	UNIF		WV 0 2	
1806	LOAD Z	502	505	6.06-	04	3.03-	04				GLOB	UNIF		WV 0 2	
1807	LOAD X	502	505	9.09-	20	3.03-	20				GLOB	UNIF		WV 0 2	
1808	LOAD Y	502	505	9.09-	11	3.03-	11				GLOB	UNIF		WV 0 2	
1809	LOAD Z	502	505	9.09-	04	3.03-	05				GLOB	UNIF		WV 0 2	
1810	LOAD X	502	505	12.12-	20	3.03-	19				GLOB	UNIF		WV 0 2	
1811	LOAD Y	502	505	12.12-	11	3.03-	11				GLOB	UNIF		WV 0 2	
1812	LOAD Z	502	505	12.12-	05	3.03-	05				GLOB	UNIF		WV 0 2	
1813	LOAD Y	504	505	0.00-	45	3.03-	45				GLOB	UNIF		WV 0 2	
1814	LOAD Z	504	505	0.00-	05	3.03-	05				GLOB	UNIF		WV 0 2	
1815	LOAD Y	504	505	3.03-	45	3.03-	45				GLOB	UNIF		WV 0 2	
1816	LOAD Z	504	505	3.03-	05	3.03-	05				GLOB	UNIF		WV 0 2	
1817	LOAD Y	504	505	6.06-	45	3.03-	45				GLOB	UNIF		WV 0 2	
1818	LOAD Z	504	505	6.06-	05	3.03-	05				GLOB	UNIF		WV 0 2	
1819	LOAD Y	504	505	9.10-	45	3.03-	45				GLOB	UNIF		WV 0 2	
1820	LOAD Z	504	505	9.10-	05	3.03-	05				GLOB	UNIF		WV 0 2	
1821	LOAD Y	504	505	12.13-	45	3.03-	45				GLOB	UNIF		WV 0 2	
1822	LOAD Z	504	505	12.13-	05	3.03-	05				GLOB	UNIF		WV 0 2	
1823	LOAD X	501	513	0.00-	23	.60-	23				GLOB	UNIF		WV 0 2	
1824	LOAD Y	501	513	0.00-	39	.60-	39				GLOB	UNIF		WV 0 2	
1825	LOAD Z	501	513	0.00-	05	.60-	05				GLOB	UNIF		WV 0 2	
1826	LOAD X	501	513	.60-	23	.60-	23				GLOB	UNIF		WV 0 2	
1827	LOAD Y	501	513	.60-	39	.60-	39				GLOB	UNIF		WV 0 2	
1828	LOAD Z	501	513	.60-	05	.60-	05				GLOB	UNIF		WV 0 2	
1829	LOAD	501	513	1.20-	23	.60-	23				GLOB	UNIF		WV 0 2	
1830	LOAD	501	513	1.20-	39	.60-	39				GLOB	UNIF		WV 0 2	
1831	LOAD Z	501	513	1.20-	05	.60-	05				GLOB	UNIF		WV 0 2	
1832	LOAD X	501	513	1.80-	23	.60-	23				GLOB	UNIF		WV 0 2	
1833	LOAD Y	501	513	1.80-	39	.60-	39				GLOB	UNIF		WV 0 2	
1834	LOAD Z	501	513	1.80-	05	.60-	05				GLOB	UNIF		WV 0 2	
1835	LOAD X	501	513	2.39-	23	.60-	23				GLOB	UNIF		WV 0 2	
1836	LOAD Y	501	513	2.39-	39	.60-	39				GLOB	UNIF		WV 0 2	
1837	LOAD Z	501	513	2.39-	05	.60-	05				GLOB	UNIF		WV 0 2	
1838	LOAD X	503	514	0.00	23	.60	23				GLOB	UNIF		WV 0 2	
1839	LOAD Y	503	514	0.00-	39	.60-	39				GLOB	UNIF		WV 0 2	
1840	LOAD Z	503	514	0.00-	05	.60-	05				GLOB	UNIF		WV 0 2	
1841	LOAD X	503	514	.60	23	.60	23				GLOB	UNIF		WV 0 2	
1842	LOAD Y	503	514	.60-	39	.60-	39				GLOB	UNIF		WV 0 2	

LINE NO.																	
1843	LOAD Z	503	514	.60-	05	.60-	05					GLOB	UNIF		WV	0	2
1844	LOAD X	503	514	1.20	23	.60	23					GLOB	UNIF		WV	0	2
1845	LOAD Y	503	514	1.20-	39	.60-	39					GLOB	UNIF		WV	0	2
1846	LOAD Z	503	514	1.20-	05	.60-	05					GLOB	UNIF		WV	0	2
1847	LOAD X	503	514	1.80	23	.60	23					GLOB	UNIF		WV	0	2
1848	LOAD Y	503	514	1.80-	39	.60-	39					GLOB	UNIF		WV	0	2
1849	LOAD Z	503	514	1.80-	05	.60-	05					GLOB	UNIF		WV	0	2
1850	LOAD X	503	514	2.39	23	.60	23					GLOB	UNIF		WV	0	2
1851	LOAD Y	503	514	2.39-	39	.60-	39					GLOB	UNIF		WV	0	2
1852	LOAD Z	503	514	2.39-	05	.60-	05					GLOB	UNIF		WV	0	2
1853	LOAD Y	513	651	0.00-	189	3.60-	172					GLOB	UNIF		WV	0	2
1854	LOAD Y	513	651	3.60-	172	3.60-	160					GLOB	UNIF		WV	0	2
1855	LOAD Y	513	651	7.20-	160	3.60-	147					GLOB	UNIF		WV	0	2
1856	LOAD Y	513	651	10.80-	147	3.60-	137					GLOB	UNIF		WV	0	2
1857	LOAD Y	513	651	14.40-	137	3.60-	120					GLOB	UNIF		WV	0	2
1858	LOAD Y	514	653	0.00-	189	3.60-	172					GLOB	UNIF		WV	0	2
1859	LOAD Y	514	653	3.60-	172	3.60-	160					GLOB	UNIF		WV	0	2
1860	LOAD Y	514	653	7.20-	160	3.60-	147					GLOB	UNIF		WV	0	2
1861	LOAD Y	514	653	10.80-	147	3.60-	137					GLOB	UNIF		WV	0	2
1862	LOAD Y	514	653	14.40-	137	3.60-	120					GLOB	UNIF		WV	0	2
1863	LOAD Z	601	611	0.00-	06	1.20-	06					GLOB	UNIF		WV	0	2
1864	LOAD Z	601	611	1.20-	06	1.20-	06					GLOB	UNIF		WV	0	2
1865	LOAD Z	601	611	2.40-	06	1.20-	06					GLOB	UNIF		WV	0	2
1866	LOAD Z	601	611	3.60-	06	1.20-	05					GLOB	UNIF		WV	0	2
1867	LOAD Z	601	611	4.80-	05	1.20-	05					GLOB	UNIF		WV	0	2
1868	LOAD Z	603	613	0.00-	06	1.20-	06					GLOB	UNIF		WV	0	2
1869	LOAD Z	603	613	1.20-	06	1.20-	06					GLOB	UNIF		WV	0	2
1870	LOAD Z	603	613	2.40-	06	1.20-	06					GLOB	UNIF		WV	0	2
1871	LOAD Z	603	613	3.60-	06	1.20-	05					GLOB	UNIF		WV	0	2
1872	LOAD Z	603	613	4.80-	05	1.20-	05					GLOB	UNIF		WV	0	2
1873	LOAD Z	651	651	0.00-	02	1.00-	02					GLOB	UNIF		WV	0	2
1874	LOAD Z	651	651	1.00-	02	1.00-	02					GLOB	UNIF		WV	0	2
1875	LOAD Z	651	651	2.00-	02	1.00-	1					GLOB	UNIF		WV	0	2
1876	LOAD Z	651	651	3.00-	1	1.00-	1					GLOB	UNIF		WV	0	2
1877	LOAD Z	651	651	4.00-	1	1.00-	1					GLOB	UNIF		WV	0	2
1878	LOAD Z	653	653	0.00-	02	1.00-	02					GLOB	UNIF		WV	0	2
1879	LOAD Z	653	653	1.00-	02	1.00-	02					GLOB	UNIF		WV	0	2
1880	LOAD Z	653	653	2.00-	02	1.00-	1					GLOB	UNIF		WV	0	2
1881	LOAD Z	653	653	3.00-	1	1.00-	1					GLOB	UNIF		WV	0	2
1882	LOAD Z	653	653	4.00-	1	1.00-	1					GLOB	UNIF		WV	0	2
1883	LOAD Y	611	612	0.00-	45	3.20-	45					GLOB	UNIF		WV	0	2
1884	LOAD Z	611	612	0.00-	04	3.20-	04					GLOB	UNIF		WV	0	2
1885	LOAD Y	611	612	3.20-	45	3.20-	45					GLOB	UNIF		WV	0	2
1886	LOAD Z	611	612	3.20-	04	3.20-	04					GLOB	UNIF		WV	0	2
1887	LOAD Y	611	612	6.40-	45	3.20-	45					GLOB	UNIF		WV	0	2
1888	LOAD Z	611	612	6.40-	04	3.20-	04					GLOB	UNIF		WV	0	2
1889	LOAD Y	611	612	9.61-	45	3.20-	45					GLOB	UNIF		WV	0	2
1890	LOAD Z	611	612	9.61-	04	3.20-	04					GLOB	UNIF		WV	0	2
1891	LOAD Y	611	612	12.81-	45	3.20-	45					GLOB	UNIF		WV	0	2
1892	LOAD Z	611	612	12.81-	04	3.20-	04					GLOB	UNIF		WV	0	2

LINE NO.																							
1893	LOAD	Y	612	613	0.00-	45	3.20-	45					GLOB	UNIF		WY	0	2					
1894	LOAD	Z	612	613	0.00-	04	3.20-	04					GLOB	UNIF		WY	0	2					
1895	LOAD	Y	612	613	3.20-	45	3.20-	45					GLOB	UNIF		WY	0	2					
1896	LOAD	Z	612	613	3.20-	04	3.20-	04					GLOB	UNIF		WY	0	2					
1897	LOAD	Y	612	613	6.40-	45	3.20-	45					GLOB	UNIF		WY	0	2					
1898	LOAD	Z	612	613	6.40-	04	3.20-	04					GLOB	UNIF		WY	0	2					
1899	LOAD	Y	612	613	9.61-	45	3.20-	45					GLOB	UNIF		WY	0	2					
1900	LOAD	Z	612	613	9.61-	04	3.20-	04					GLOB	UNIF		WY	0	2					
1901	LOAD	Y	612	613	12.81-	45	3.20-	45					GLOB	UNIF		WY	0	2					
1902	LOAD	Z	612	613	12.81-	04	3.20-	04					GLOB	UNIF		WY	0	2					
1903	LOAD	Y	601	602	0.00-	77	3.55-	77					GLOB	UNIF		WY	0	2					
1904	LOAD	Z	601	602	0.00-	03	3.55-	03					GLOB	UNIF		WY	0	2					
1905	LOAD	Y	601	602	3.55-	77	3.55-	77					GLOB	UNIF		WY	0	2					
1906	LOAD	Z	601	602	3.55-	03	3.55-	03					GLOB	UNIF		WY	0	2					
1907	LOAD	Y	601	602	7.10-	77	3.55-	77					GLOB	UNIF		WY	0	2					
1908	LOAD	Z	601	602	7.10-	03	3.55-	03					GLOB	UNIF		WY	0	2					
1909	LOAD	Y	601	602	10.64-	77	3.55-	77					GLOB	UNIF		WY	0	2					
1910	LOAD	Z	601	602	10.64-	03	3.55-	03					GLOB	UNIF		WY	0	2					
1911	LOAD	Y	601	602	14.19-	77	3.55-	77					GLOB	UNIF		WY	0	2					
1912	LOAD	Z	601	602	14.19-	03	3.55-	03					GLOB	UNIF		WY	0	2					
1913	LOAD	Y	602	603	0.00-	77	3.55-	77					GLOB	UNIF		WY	0	2					
1914	LOAD	Z	602	603	0.00-	03	3.55-	03					GLOB	UNIF		WY	0	2					
1915	LOAD	Y	602	603	3.55-	77	3.55-	77					GLOB	UNIF		WY	0	2					
1916	LOAD	Z	602	603	3.55-	03	3.55-	03					GLOB	UNIF		WY	0	2					
1917	LOAD	Y	602	603	7.10-	77	3.55-	77					GLOB	UNIF		WY	0	2					
1918	LOAD	Z	602	603	7.10-	03	3.55-	03					GLOB	UNIF		WY	0	2					
1919	LOAD	Y	602	603	10.64-	77	3.55-	77					GLOB	UNIF		WY	0	2					
1920	LOAD	Z	602	603	10.64-	03	3.55-	03					GLOB	UNIF		WY	0	2					
1921	LOAD	Y	602	603	14.19-	77	3.55-	77					GLOB	UNIF		WY	0	2					
1922	LOAD	Z	602	603	14.19-	03	3.55-	03					GLOB	UNIF		WY	0	2					
1923	LOAD	A	611	601	0.00-	04	2.42-	04					GLOB	UNIF		WY	0	2					
1924	LOAD	Y	611	601	0.00-	121	2.42-	115					GLOB	UNIF		WY	0	2					
1925	LOAD	A	611	601	2.42-	04	2.42-	03					GLOB	UNIF		WY	0	2					
1926	LOAD	Y	611	601	2.42-	115	2.42-	109					GLOB	UNIF		WY	0	2					
1927	LOAD	A	611	601	4.85-	03	2.42-	03					GLOB	UNIF		WY	0	2					
1928	LOAD	Y	611	601	4.85-	109	2.42-	103					GLOB	UNIF		WY	0	2					
1929	LOAD	A	611	601	7.27-	03	2.42-	03					GLOB	UNIF		WY	0	2					
1930	LOAD	Y	611	601	7.27-	103	2.42-	99					GLOB	UNIF		WY	0	2					
1931	LOAD	A	611	601	9.70-	03	2.42-	03					GLOB	UNIF		WY	0	2					
1932	LOAD	Y	611	601	9.70-	99	2.42-	95					GLOB	UNIF		WY	0	2					
1933	LOAD	Y	612	602	0.00-	77	2.40-	73					GLOB	UNIF		WY	0	2					
1934	LOAD	Y	612	602	2.40-	73	2.40-	70					GLOB	UNIF		WY	0	2					
1935	LOAD	Y	612	602	4.80-	70	2.40-	66					GLOB	UNIF		WY	0	2					
1936	LOAD	Y	612	602	7.20-	66	2.40-	63					GLOB	UNIF		WY	0	2					
1937	LOAD	Y	612	602	9.60-	63	2.40-	61					GLOB	UNIF		WY	0	2					
1938	LOAD	A	613	603	0.00	04	2.42	04					GLOB	UNIF		WY	0	2					
1939	LOAD	Y	613	603	0.00-	121	2.42-	115					GLOB	UNIF		WY	0	2					
1940	LOAD	A	613	603	2.42	04	2.42	03					GLOB	UNIF		WY	0	2					
1941	LOAD	Y	613	603	2.42-	115	2.42-	109					GLOB	UNIF		WY	0	2					
1942	LOAD	A	613	603	4.85	03	2.42	03					GLOB	UNIF		WY	0	2					

| LINE NO. | | |

LINE NO.																							
1993	LOAD	X	632	703	0.00		10	4.39		09			GLOB	UNIF		WV	0	2					
1994	LOAD	Y	632	703	0.00-		100	4.39-		95			GLOB	UNIF		WV	0	2					
1995	LOAD	Z	632	703	0.00-		05	4.39-		05			GLOB	UNIF		WV	0	2					
1996	LOAD	X	632	703	4.39		09	4.39		09			GLOB	UNIF		WV	0	2					
1997	LOAD	Y	632	703	4.39-		95	4.39-		91			GLOB	UNIF		WV	0	2					
1998	LOAD	Z	632	703	4.39-		05	4.39-		04			GLOB	UNIF		WV	0	2					
1999	LOAD	X	632	703	8.77		09	4.39		08			GLOB	UNIF		WV	0	2					
2000	LOAD	Y	632	703	8.77-		91	4.39-		87			GLOB	UNIF		WV	0	2					
2001	LOAD	Z	632	703	8.77-		04	4.39-		04			GLOB	UNIF		WV	0	2					
2002	LOAD	X	632	703	13.16		08	4.39		08			GLOB	UNIF		WV	0	2					
2003	LOAD	Y	632	703	13.16-		87	4.39-		82			GLOB	UNIF		WV	0	2					
2004	LOAD	Z	632	703	13.16-		04	4.39-		04			GLOB	UNIF		WV	0	2					
2005	LOAD	X	632	703	17.55		08	4.39		06			GLOB	UNIF		WV	0	2					
2006	LOAD	Y	632	703	17.55-		82	4.39-		78			GLOB	UNIF		WV	0	2					
2007	LOAD	Z	632	703	17.55-		04	4.39-		04			GLOB	UNIF		WV	0	2					
2008	LOAD	X	635	706	0.00		22	4.39		20			GLOB	UNIF		WV	0	2					
2009	LOAD	Y	635	706	0.00-		52	4.39-		48			GLOB	UNIF		WV	0	2					
2010	LOAD	Z	635	706	0.00-		50	4.39-		46			GLOB	UNIF		WV	0	2					
2011	LOAD	X	635	706	4.39		20	4.39		19			GLOB	UNIF		WV	0	2					
2012	LOAD	Y	635	706	4.39-		48	4.39-		45			GLOB	UNIF		WV	0	2					
2013	LOAD	Z	635	706	4.39-		46	4.39-		43			GLOB	UNIF		WV	0	2					
2014	LOAD	X	635	706	8.77		19	4.39		17			GLOB	UNIF		WV	0	2					
2015	LOAD	Y	635	706	8.77-		45	4.39-		42			GLOB	UNIF		WV	0	2					
2016	LOAD	Z	635	706	8.77-		43	4.39-		40			GLOB	UNIF		WV	0	2					
2017	LOAD	X	635	706	13.16		17	4.39		16			GLOB	UNIF		WV	0	2					
2018	LOAD	Y	635	706	13.16-		42	4.39-		39			GLOB	UNIF		WV	0	2					
2019	LOAD	Z	635	706	13.16-		40	4.39-		38			GLOB	UNIF		WV	0	2					
2020	LOAD	X	635	706	17.55		16	4.39		14			GLOB	UNIF		WV	0	2					
2021	LOAD	Y	635	706	17.55-		39	4.39-		36			GLOB	UNIF		WV	0	2					
2022	LOAD	Z	635	706	17.55-		38	4.39-		35			GLOB	UNIF		WV	0	2					
2023	LOAD	X	634	701	0.00-		32	4.39-		31			GLOB	UNIF		WV	0	2					
2024	LOAD	Y	634	701	0.00-		48	4.39-		46			GLOB	UNIF		WV	0	2					
2025	LOAD	Z	634	701	0.00		30	4.39		29			GLOB	UNIF		WV	0	2					
2026	LOAD	X	634	701	4.39-		31	4.39-		30			GLOB	UNIF		WV	0	2					
2027	LOAD	Y	634	701	4.39-		46	4.39-		45			GLOB	UNIF		WV	0	2					
2028	LOAD	Z	634	701	4.39		29	4.39		28			GLOB	UNIF		WV	0	2					
2029	LOAD	X	634	701	8.77-		30	4.39-		29			GLOB	UNIF		WV	0	2					
2030	LOAD	Y	634	701	8.77-		45	4.39-		43			GLOB	UNIF		WV	0	2					
2031	LOAD	Z	634	701	8.77		28	4.39		27			GLOB	UNIF		WV	0	2					
2032	LOAD	X	634	701	13.16-		29	4.39-		27			GLOB	UNIF		WV	0	2					
2033	LOAD	Y	634	701	13.16-		43	4.39-		41			GLOB	UNIF		WV	0	2					
2034	LOAD	Z	634	701	13.16		27	4.39		26			GLOB	UNIF		WV	0	2					
2035	LOAD	X	634	701	17.55-		27	4.39-		26			GLOB	UNIF		WV	0	2					
2036	LOAD	Y	634	701	17.55-		41	4.39-		40			GLOB	UNIF		WV	0	2					
2037	LOAD	Z	634	701	17.55		26	4.39		25			GLOB	UNIF		WV	0	2					
2038	LOAD	Y	701	702	0.00-		52	3.75-		52			GLOB	UNIF		WV	0	2					
2039	LOAD	Z	701	702	0.00-		03	3.75-		03			GLOB	UNIF		WV	0	2					
2040	LOAD	Y	701	702	3.75-		52	3.75-		52			GLOB	UNIF		WV	0	2					
2041	LOAD	Z	701	702	3.75-		03	3.75-		03			GLOB	UNIF		WV	0	2					
2042	LOAD	Y	701	702	7.50-		52	3.75-		52			GLOB	UNIF		WV	0	2					

| LINE NO. | | |

LINE NO.																	
2093	LOAD	Z	701	704	3.75-	03	3.75-	03				GLOB	UNIF		WV	0	2
2094	LOAD	X	701	704	7.50-	22	3.75-	22				GLOB	UNIF		WV	0	2
2095	LOAD	Y	701	704	7.50-	13	3.75-	13				GLOB	UNIF		WV	0	2
2096	LOAD	Z	701	704	7.50-	03	3.75-	03				GLOB	UNIF		WV	0	2
2097	LOAD	X	701	704	11.25-	22	3.75-	22				GLOB	UNIF		WV	0	2
2098	LOAD	Y	701	704	11.25-	13	3.75-	13				GLOB	UNIF		WV	0	2
2099	LOAD	Z	701	704	11.25-	03	3.75-	03				GLOB	UNIF		WV	0	2
2100	LOAD	X	701	704	15.00-	22	3.75-	22				GLOB	UNIF		WV	0	2
2101	LOAD	Y	701	704	15.00-	13	3.75-	13				GLOB	UNIF		WV	0	2
2102	LOAD	Z	701	704	15.00-	03	3.75-	03				GLOB	UNIF		WV	0	2
2103	LOAD	X	704	706	0.00-	22	3.75-	22				GLOB	UNIF		WV	0	2
2104	LOAD	Y	704	706	0.00-	13	3.75-	13				GLOB	UNIF		WV	0	2
2105	LOAD	Z	704	706	0.00-	03	3.75-	03				GLOB	UNIF		WV	0	2
2106	LOAD	X	704	706	3.75-	22	3.75-	21				GLOB	UNIF		WV	0	2
2107	LOAD	Y	704	706	3.75-	13	3.75-	12				GLOB	UNIF		WV	0	2
2108	LOAD	Z	704	706	3.75-	03	3.75-	03				GLOB	UNIF		WV	0	2
2109	LOAD	X	704	706	7.51-	21	3.75-	21				GLOB	UNIF		WV	0	2
2110	LOAD	Y	704	706	7.51-	12	3.75-	12				GLOB	UNIF		WV	0	2
2111	LOAD	Z	704	706	7.51-	03	3.75-	04				GLOB	UNIF		WV	0	2
2112	LOAD	X	704	706	11.26-	21	3.75-	20				GLOB	UNIF		WV	0	2
2113	LOAD	Y	704	706	11.26-	12	3.75-	12				GLOB	UNIF		WV	0	2
2114	LOAD	Z	704	706	11.26-	04	3.75-	04				GLOB	UNIF		WV	0	2
2115	LOAD	X	704	706	15.01-	20	3.75-	20				GLOB	UNIF		WV	0	2
2116	LOAD	Y	704	706	15.01-	12	3.75-	11				GLOB	UNIF		WV	0	2
2117	LOAD	Z	704	706	15.01-	04	3.75-	04				GLOB	UNIF		WV	0	2
2118	LOAD	X	702	704	0.00	19	3.75	19				GLOB	UNIF		WV	0	2
2119	LOAD	Y	702	704	0.00-	11	3.75-	11				GLOB	UNIF		WV	0	2
2120	LOAD	Z	702	704	0.00-	02	3.75-	02				GLOB	UNIF		WV	0	2
2121	LOAD	X	702	704	3.75	19	3.75	19				GLOB	UNIF		WV	0	2
2122	LOAD	Y	702	704	3.75-	11	3.75-	11				GLOB	UNIF		WV	0	2
2123	LOAD	Z	702	704	3.75-	02	3.75-	02				GLOB	UNIF		WV	0	2
2124	LOAD	X	702	704	7.50	19	3.75	19				GLOB	UNIF		WV	0	2
2125	LOAD	Y	702	704	7.50-	11	3.75-	11				GLOB	UNIF		WV	0	2
2126	LOAD	Z	702	704	7.50-	02	3.75-	02				GLOB	UNIF		WV	0	2
2127	LOAD	X	702	704	11.25	19	3.75	19				GLOB	UNIF		WV	0	2
2128	LOAD	Y	702	704	11.25-	11	3.75-	11				GLOB	UNIF		WV	0	2
2129	LOAD	Z	702	704	11.25-	02	3.75-	02				GLOB	UNIF		WV	0	2
2130	LOAD	X	702	704	15.00	19	3.75	19				GLOB	UNIF		WV	0	2
2131	LOAD	Y	702	704	15.00-	11	3.75-	11				GLOB	UNIF		WV	0	2
2132	LOAD	Z	702	704	15.00-	02	3.75-	02				GLOB	UNIF		WV	0	2
2133	LOAD	X	702	705	0.00-	19	3.75-	19				GLOB	UNIF		WV	0	2
2134	LOAD	Y	702	705	0.00-	11	3.75-	11				GLOB	UNIF		WV	0	2
2135	LOAD	Z	702	705	0.00-	02	3.75-	02				GLOB	UNIF		WV	0	2
2136	LOAD	X	702	705	3.75-	19	3.75-	19				GLOB	UNIF		WV	0	2
2137	LOAD	Y	702	705	3.75-	11	3.75-	11				GLOB	UNIF		WV	0	2
2138	LOAD	Z	702	705	3.75-	02	3.75-	02				GLOB	UNIF		WV	0	2
2139	LOAD	X	702	705	7.50-	19	3.75-	19				GLOB	UNIF		WV	0	2
2140	LOAD	Y	702	705	7.50-	11	3.75-	11				GLOB	UNIF		WV	0	2
2141	LOAD	Z	702	705	7.50-	02	3.75-	02				GLOB	UNIF		WV	0	2
2142	LOAD	X	702	705	11.25-	19	3.75-	19				GLOB	UNIF		WV	0	2

```
                  1    1    2    2    3    3    4    4    5    5    6    6    7    7    8
LINE NO. 1...5....0....5....0....5....0....5....0....5....0....5....0....5....0....5....0

  2143  LOAD Y  702 705   11.25-   11   3.75-   11                GLOB UNIF     WV 0 2
  2144  LOAD Z  702 705   11.25-   02   3.75-   02                GLOB UNIF     WV 0 2
  2145  LOAD X  702 705   15.00-   19   3.75-   19                GLOB UNIF     WV 0 2
  2146  LOAD Y  702 705   15.00-   11   3.75-   11                GLOB UNIF     WV 0 2
  2147  LOAD Z  702 705   15.00-   02   3.75-   02                GLOB UNIF     WV 0 2
  2148  LOAD Y  704 705    0.00-   44   3.75-   44                GLOB UNIF     WV 0 2
  2149  LOAD Z  704 705    0.00-   02   3.75-   02                GLOB UNIF     WV 0 2
  2150  LOAD Y  704 705    3.75-   44   3.75-   44                GLOB UNIF     WV 0 2
  2151  LOAD Z  704 705    3.75-   02   3.75-   02                GLOB UNIF     WV 0 2
  2152  LOAD Y  704 705    7.50-   44   3.75-   44                GLOB UNIF     WV 0 2
  2153  LOAD Z  704 705    7.50-   02   3.75-   02                GLOB UNIF     WV 0 2
  2154  LOAD Y  704 705   11.26-   44   3.75-   44                GLOB UNIF     WV 0 2
  2155  LOAD Z  704 705   11.26-   02   3.75-   02                GLOB UNIF     WV 0 2
  2156  LOAD Y  704 705   15.01-   44   3.75-   44                GLOB UNIF     WV 0 2
  2157  LOAD Z  704 705   15.01-   02   3.75-   02                GLOB UNIF     WV 0 2
  2158  LOAD X  701 806    0.00-   17  10.89-   15                GLOB UNIF     WV 0 2
  2159  LOAD Y  701 806    0.00-   44  10.89-   39                GLOB UNIF     WV 0 2
  2160  LOAD Z  701 806    0.00-   40  10.89-   36                GLOB UNIF     WV 0 2
  2161  LOAD X  701 806   10.89-   15  10.89-   13                GLOB UNIF     WV 0 2
  2162  LOAD Y  701 806   10.89-   39  10.89-   34                GLOB UNIF     WV 0 2
  2163  LOAD Z  701 806   10.89-   36  10.89-   31                GLOB UNIF     WV 0 2
  2164  LOAD X  701 806   21.78-   13  10.89-   11                GLOB UNIF     WV 0 2
  2165  LOAD Y  701 806   21.78-   34  10.89-   30                GLOB UNIF     WV 0 2
  2166  LOAD Z  701 806   21.78-   31  10.89-   27                GLOB UNIF     WV 0 2
  2167  LOAD X  701 806   32.67-   11  10.89-   10                GLOB UNIF     WV 0 2
  2168  LOAD Y  701 806   32.67-   30  10.89-   25                GLOB UNIF     WV 0 2
  2169  LOAD Z  701 806   32.67-   27  10.89-   23                GLOB UNIF     WV 0 2
  2170  LOAD X  701 806   43.56-   10  10.89-   08                GLOB UNIF     WV 0 2
  2171  LOAD Y  701 806   43.56-   25  10.89-   21                GLOB UNIF     WV 0 2
  2172  LOAD Z  701 806   43.56-   23  10.89-   19                GLOB UNIF     WV 0 2
  2173  LOAD X  703 801    0.00-   08  10.89-   07                GLOB UNIF     WV 0 2
  2174  LOAD Y  703 801    0.00-   78  10.89-   69                GLOB UNIF     WV 0 2
  2175  LOAD Z  703 801    0.00-   03  10.89-   03                GLOB UNIF     WV 0 2
  2176  LOAD X  703 801   10.89-   07  10.89-   06                GLOB UNIF     WV 0 2
  2177  LOAD Y  703 801   10.89-   69  10.89-   63                GLOB UNIF     WV 0 2
  2178  LOAD Z  703 801   10.89-   03  10.89-   02                GLOB UNIF     WV 0 2
  2179  LOAD X  703 801   21.78-   06  10.89-   05                GLOB UNIF     WV 0 2
  2180  LOAD Y  703 801   21.78-   63  10.89-   57                GLOB UNIF     WV 0 2
  2181  LOAD Z  703 801   21.78-   02  10.89-   02                GLOB UNIF     WV 0 2
  2182  LOAD X  703 801   32.66-   05  10.89-   05                GLOB UNIF     WV 0 2
  2183  LOAD Y  703 801   32.66-   57  10.89-   51                GLOB UNIF     WV 0 2
  2184  LOAD Z  703 801   32.66-   02  10.89-    1                GLOB UNIF     WV 0 2
  2185  LOAD X  703 801   43.55-   05  10.89-   04                GLOB UNIF     WV 0 2
  2186  LOAD Y  703 801   43.55-   51  10.89-   48                GLOB UNIF     WV 0 2
  2187  LOAD Z  703 801   43.55-    1  10.89-    1                GLOB UNIF     WV 0 2
  2188  LOAD X  706 803    0.00    21  10.89    20                GLOB UNIF     WV 0 2
  2189  LOAD Y  706 803    0.00-   33  10.89-   32                GLOB UNIF     WV 0 2
  2190  LOAD Z  706 803    0.00    20  10.89    20                GLOB UNIF     WV 0 2
  2191  LOAD X  706 803   10.89    20  10.89    19                GLOB UNIF     WV 0 2
  2192  LOAD Y  706 803   10.89-   32  10.89-   31                GLOB UNIF     WV 0 2
```

| LINE NO. | | |

LINE NO.																							
2243	LOAD	Z	805	806	4.73-	03	4.73-	03					GLOB	UNIF			WV	0	2				
2244	LOAD	A	805	806	9.47	15	4.73	15					GLOB	UNIF			WV	0	2				
2245	LOAD	Y	805	806	9.47-	09	4.73-	09					GLOB	UNIF			WV	0	2				
2246	LOAD	Z	805	806	9.47-	03	4.73-	03					GLOB	UNIF			WV	0	2				
2247	LOAD	A	805	806	14.20	15	4.73	15					GLOB	UNIF			WV	0	2				
2248	LOAD	Y	805	806	14.20-	09	4.73-	08					GLOB	UNIF			WV	0	2				
2249	LOAD	Z	805	806	14.20-	03	4.73-	03					GLOB	UNIF			WV	0	2				
2250	LOAD	A	805	806	18.93	15	4.73	14					GLOB	UNIF			WV	0	2				
2251	LOAD	Y	805	806	18.93-	08	4.73-	08					GLOB	UNIF			WV	0	2				
2252	LOAD	Z	805	806	18.93-	03	4.73-	03					GLOB	UNIF			WV	0	2				
2253	LOAD	A	801	804	0.00	17	4.73-	17					GLOB	UNIF			WV	0	2				
2254	LOAD	Y	801	804	0.00-	10	4.73-	10					GLOB	UNIF			WV	0	2				
2255	LOAD	Z	801	804	0.00-	02	4.73-	02					GLOB	UNIF			WV	0	2				
2256	LOAD	A	801	804	4.73-	17	4.73-	17					GLOB	UNIF			WV	0	2				
2257	LOAD	Y	801	804	4.73-	10	4.73-	10					GLOB	UNIF			WV	0	2				
2258	LOAD	Z	801	804	4.73-	02	4.73-	02					GLOB	UNIF			WV	0	2				
2259	LOAD	A	801	804	9.46-	17	4.73-	17					GLOB	UNIF			WV	0	2				
2260	LOAD	Y	801	804	9.46-	10	4.73-	10					GLOB	UNIF			WV	0	2				
2261	LOAD	Z	801	804	9.46-	02	4.73-	03					GLOB	UNIF			WV	0	2				
2262	LOAD	A	801	804	14.20-	17	4.73-	16					GLOB	UNIF			WV	0	2				
2263	LOAD	Y	801	804	14.20-	10	4.73-	09					GLOB	UNIF			WV	0	2				
2264	LOAD	Z	801	804	14.20-	03	4.73-	03					GLOB	UNIF			WV	0	2				
2265	LOAD	A	801	804	18.93-	16	4.73-	16					GLOB	UNIF			WV	0	2				
2266	LOAD	Y	801	804	18.93-	09	4.73-	09					GLOB	UNIF			WV	0	2				
2267	LOAD	Z	801	804	18.93-	03	4.73-	03					GLOB	UNIF			WV	0	2				
2268	LOAD	A	804	806	0.00-	16	4.73-	16					GLOB	UNIF			WV	0	2				
2269	LOAD	Y	804	806	0.00-	09	4.73-	09					GLOB	UNIF			WV	0	2				
2270	LOAD	Z	804	806	0.00-	03	4.73-	03					GLOB	UNIF			WV	0	2				
2271	LOAD	A	804	806	4.73-	16	4.73-	15					GLOB	UNIF			WV	0	2				
2272	LOAD	Y	804	806	4.73-	09	4.73-	09					GLOB	UNIF			WV	0	2				
2273	LOAD	Z	804	806	4.73-	03	4.73-	03					GLOB	UNIF			WV	0	2				
2274	LOAD	A	804	806	9.47-	15	4.73-	15					GLOB	UNIF			WV	0	2				
2275	LOAD	Y	804	806	9.47-	09	4.73-	09					GLOB	UNIF			WV	0	2				
2276	LOAD	Z	804	806	9.47-	03	4.73-	03					GLOB	UNIF			WV	0	2				
2277	LOAD	A	804	806	14.20-	15	4.73-	15					GLOB	UNIF			WV	0	2				
2278	LOAD	Y	804	806	14.20-	09	4.73-	08					GLOB	UNIF			WV	0	2				
2279	LOAD	Z	804	806	14.20-	03	4.73-	03					GLOB	UNIF			WV	0	2				
2280	LOAD	A	804	806	18.93-	15	4.73-	14					GLOB	UNIF			WV	0	2				
2281	LOAD	Y	804	806	18.93-	08	4.73-	08					GLOB	UNIF			WV	0	2				
2282	LOAD	Z	804	806	18.93-	03	4.73-	03					GLOB	UNIF			WV	0	2				
2283	LOAD	A	802	804	0.00	12	4.73	12					GLOB	UNIF			WV	0	2				
2284	LOAD	Y	802	804	0.00-	07	4.73-	07					GLOB	UNIF			WV	0	2				
2285	LOAD	Z	802	804	0.00-	1	4.73-	1					GLOB	UNIF			WV	0	2				
2286	LOAD	A	802	804	4.73	12	4.73	12					GLOB	UNIF			WV	0	2				
2287	LOAD	Y	802	804	4.73-	07	4.73-	07					GLOB	UNIF			WV	0	2				
2288	LOAD	Z	802	804	4.73-	1	4.73-	1					GLOB	UNIF			WV	0	2				
2289	LOAD	A	802	804	9.46	12	4.73	12					GLOB	UNIF			WV	0	2				
2290	LOAD	Y	802	804	9.46-	07	4.73-	07					GLOB	UNIF			WV	0	2				
2291	LOAD	Z	802	804	9.46-	1	4.73-	1					GLOB	UNIF			WV	0	2				
2292	LOAD	A	802	804	14.20	12	4.73	12					GLOB	UNIF			WV	0	2				

| LINE NO. | | |

```
                  1    1    2    2    3    3    4    4    5    5    6    6    7    7    8
LINE NO. 1...5....0....5....0....5....0....5....0....5....0....5....0....5....0....5....0

   2343  LOAD Z  8011002   24.91      1   4.15      1                GLOB UNIF     WV 0 2
   2344  LOAD X  8011002   29.06      1   3.46                        GLOB UNIF     WV 0 2
   2345  LOAD Y  8011002   29.06-    30   4.15-    22                GLOB UNIF     WV 0 2
   2346  LOAD Z  8011002   29.06      1   4.15     02                GLOB UNIF     WV 0 2
   2347  LOAD Y  8011002   33.21-    22   4.15-    13                GLOB UNIF     WV 0 2
   2348  LOAD Z  8011002   33.21     02   4.15      1                GLOB UNIF     WV 0 2
   2349  LOAD Y  8011002   37.37-    13   4.15-    03                GLOB UNIF     WV 0 2
   2350  LOAD Z  8011002   37.37      1   4.15                        GLOB UNIF     WV 0 2
   2351  LOAD X  8031002    0.00-    03   4.15-    02                GLOB UNIF     WV 0 2
   2352  LOAD Y  8031002    0.00-    38   4.15-    37                GLOB UNIF     WV 0 2
   2353  LOAD Z  8031002    0.00      1   4.15      1                GLOB UNIF     WV 0 2
   2354  LOAD X  8031002    4.15-    02   4.15-    02                GLOB UNIF     WV 0 2
   2355  LOAD Y  8031002    4.15-    37   4.15-    36                GLOB UNIF     WV 0 2
   2356  LOAD Z  8031002    4.15      1   4.15      1                GLOB UNIF     WV 0 2
   2357  LOAD X  8031002    8.30-    02   4.15-    02                GLOB UNIF     WV 0 2
   2358  LOAD Y  8031002    8.30-    36   4.15-    34                GLOB UNIF     WV 0 2
   2359  LOAD Z  8031002    8.30      1   4.15      1                GLOB UNIF     WV 0 2
   2360  LOAD X  8031002   12.46-    02   4.15-    02                GLOB UNIF     WV 0 2
   2361  LOAD Y  8031002   12.46-    34   4.15-    33                GLOB UNIF     WV 0 2
   2362  LOAD Z  8031002   12.46      1   4.15      1                GLOB UNIF     WV 0 2
   2363  LOAD X  8031002   16.61-    02   4.15-    02                GLOB UNIF     WV 0 2
   2364  LOAD Y  8031002   16.61-    33   4.15-    32                GLOB UNIF     WV 0 2
   2365  LOAD Z  8031002   16.61      1   4.15      1                GLOB UNIF     WV 0 2
   2366  LOAD X  8031002   20.76-    02   4.15-    02                GLOB UNIF     WV 0 2
   2367  LOAD Y  8031002   20.76-    32   4.15-    31                GLOB UNIF     WV 0 2
   2368  LOAD Z  8031002   20.76      1   4.15      1                GLOB UNIF     WV 0 2
   2369  LOAD X  8031002   24.91-    02   4.15-     1                GLOB UNIF     WV 0 2
   2370  LOAD Y  8031002   24.91-    31   4.15-    30                GLOB UNIF     WV 0 2
   2371  LOAD Z  8031002   24.91      1   4.15      1                GLOB UNIF     WV 0 2
   2372  LOAD X  8031002   29.06-     1   3.46                        GLOB UNIF     WV 0 2
   2373  LOAD Y  8031002   29.06-    30   4.15-    22                GLOB UNIF     WV 0 2
   2374  LOAD Z  8031002   29.06      1   4.15     02                GLOB UNIF     WV 0 2
   2375  LOAD Y  8031002   33.21-    22   4.15-    13                GLOB UNIF     WV 0 2
   2376  LOAD Z  8031002   33.21     02   4.15      1                GLOB UNIF     WV 0 2
   2377  LOAD Y  8031002   37.37-    13   4.15-    03                GLOB UNIF     WV 0 2
   2378  LOAD Z  8031002   37.37      1   4.15                        GLOB UNIF     WV 0 2
   2379  LOAD X  8031005    0.00     04   4.15     04                GLOB UNIF     WV 0 2
   2380  LOAD Y  8031005    0.00-    29   4.15-    28                GLOB UNIF     WV 0 2
   2381  LOAD Z  8031005    0.00-    17   4.15-    17                GLOB UNIF     WV 0 2
   2382  LOAD X  8031005    4.15     04   4.15     04                GLOB UNIF     WV 0 2
   2383  LOAD Y  8031005    4.15-    28   4.15-    27                GLOB UNIF     WV 0 2
   2384  LOAD Z  8031005    4.15-    17   4.15-    16                GLOB UNIF     WV 0 2
   2385  LOAD X  8031005    8.30     04   4.15     04                GLOB UNIF     WV 0 2
   2386  LOAD Y  8031005    8.30-    27   4.15-    26                GLOB UNIF     WV 0 2
   2387  LOAD Z  8031005    8.30-    16   4.15-    15                GLOB UNIF     WV 0 2
   2388  LOAD X  8031005   12.46     04   4.15     04                GLOB UNIF     WV 0 2
   2389  LOAD Y  8031005   12.46-    26   4.15-    25                GLOB UNIF     WV 0 2
   2390  LOAD Z  8031005   12.46-    15   4.15-    15                GLOB UNIF     WV 0 2
   2391  LOAD X  8031005   16.61     04   4.15     04                GLOB UNIF     WV 0 2
   2392  LOAD Y  8031005   16.61-    25   4.15-    24                GLOB UNIF     WV 0 2
```

LINE NO.												
2393	LOAD Z	8031005	16.61-	15	4.15-	14		GLOB UNIF	WV	0	2	
2394	LOAD A	8031005	20.76	04	4.15	03		GLOB UNIF	WV	0	2	
2395	LOAD Y	8031005	20.76-	24	4.15-	23		GLOB UNIF	WV	0	2	
2396	LOAD Z	8031005	20.76-	14	4.15-	14		GLOB UNIF	WV	0	2	
2397	LOAD A	8031005	24.91	03	4.15	03		GLOB UNIF	WV	0	2	
2398	LOAD Y	8031005	24.91-	23	4.15-	22		GLOB UNIF	WV	0	2	
2399	LOAD Z	8031005	24.91-	14	4.15-	13		GLOB UNIF	WV	0	2	
2400	LOAD A	8031005	29.06	03	4.15	02		GLOB UNIF	WV	0	2	
2401	LOAD Y	8031005	29.06-	22	4.15-	16		GLOB UNIF	WV	0	2	
2402	LOAD Z	8031005	29.06-	13	4.15-	10		GLOB UNIF	WV	0	2	
2403	LOAD A	8031005	33.22	02	4.15	1		GLOB UNIF	WV	0	2	
2404	LOAD Y	8031005	33.22-	16	4.15-	09		GLOB UNIF	WV	0	2	
2405	LOAD Z	8031005	33.22-	10	4.15-	06		GLOB UNIF	WV	0	2	
2406	LOAD A	8031005	37.37	1	4.15			GLOB UNIF	WV	0	2	
2407	LOAD Y	8031005	37.37-	09	4.15-	1		GLOB UNIF	WV	0	2	
2408	LOAD Z	8031005	37.37-	06	4.15-	1		GLOB UNIF	WV	0	2	
2409	LOAD A	8061005	0.00	06	4.15	06		GLOB UNIF	WV	0	2	
2410	LOAD Y	8061005	0.00-	25	4.15-	24		GLOB UNIF	WV	0	2	
2411	LOAD Z	8061005	0.00	11	4.15	11		GLOB UNIF	WV	0	2	
2412	LOAD A	8061005	4.15	06	4.15	05		GLOB UNIF	WV	0	2	
2413	LOAD Y	8061005	4.15-	24	4.15-	24		GLOB UNIF	WV	0	2	
2414	LOAD Z	8061005	4.15	11	4.15	11		GLOB UNIF	WV	0	2	
2415	LOAD A	8061005	8.30	05	4.15	05		GLOB UNIF	WV	0	2	
2416	LOAD Y	8061005	8.30-	24	4.15-	23		GLOB UNIF	WV	0	2	
2417	LOAD Z	8061005	8.30	11	4.15	11		GLOB UNIF	WV	0	2	
2418	LOAD A	8061005	12.46	05	4.15	05		GLOB UNIF	WV	0	2	
2419	LOAD Y	8061005	12.46-	23	4.15-	23		GLOB UNIF	WV	0	2	
2420	LOAD Z	8061005	12.46	11	4.15	11		GLOB UNIF	WV	0	2	
2421	LOAD A	8061005	16.61	05	4.15	05		GLOB UNIF	WV	0	2	
2422	LOAD Y	8061005	16.61-	23	4.15-	23		GLOB UNIF	WV	0	2	
2423	LOAD Z	8061005	16.61	11	4.15	11		GLOB UNIF	WV	0	2	
2424	LOAD A	8061005	20.76	05	4.15	05		GLOB UNIF	WV	0	2	
2425	LOAD Y	8061005	20.76-	23	4.15-	23		GLOB UNIF	WV	0	2	
2426	LOAD Z	8061005	20.76	11	4.15	11		GLOB UNIF	WV	0	2	
2427	LOAD A	8061005	24.91	05	4.15	05		GLOB UNIF	WV	0	2	
2428	LOAD Y	8061005	24.91-	23	4.15-	22		GLOB UNIF	WV	0	2	
2429	LOAD Z	8061005	24.91	11	4.15	10		GLOB UNIF	WV	0	2	
2430	LOAD A	8061005	29.07	05	4.15	05		GLOB UNIF	WV	0	2	
2431	LOAD Y	8061005	29.07-	22	4.15-	13		GLOB UNIF	WV	0	2	
2432	LOAD Z	8061005	29.07	10	4.15	05		GLOB UNIF	WV	0	2	
2433	LOAD A	8061005	33.22	05	4.15	03		GLOB UNIF	WV	0	2	
2434	LOAD Y	8061005	33.22-	13	4.15-	07		GLOB UNIF	WV	0	2	
2435	LOAD Z	8061005	33.22	05	4.15	03		GLOB UNIF	WV	0	2	
2436	LOAD A	8061005	37.37	03	4.15			GLOB UNIF	WV	0	2	
2437	LOAD Y	8061005	37.37-	07	4.15-	1		GLOB UNIF	WV	0	2	
2438	LOAD Z	8061005	37.37	03	4.15	1		GLOB UNIF	WV	0	2	
2439	LOAD A	8011004	0.00-	04	4.15-	04		GLOB UNIF	WV	0	2	
2440	LOAD Y	8011004	0.00-	29	4.15-	28		GLOB UNIF	WV	0	2	
2441	LOAD Z	8011004	0.00-	17	4.15-	17		GLOB UNIF	WV	0	2	
2442	LOAD A	8011004	4.15-	04	4.15-	04		GLOB UNIF	WV	0	2	

PAL

```
LINE NO. 1...5....0....5....0....5....0....5....0....5....0....5....0....5....0....5....0....5....0....5....0
```

2483	LOAD	Y	8011004	4.15-	28	4.15-	27			GLOB	UNIF		WV	0	2	
2484	LOAD	Z	8011004	4.15-	17	4.15-	16			GLOB	UNIF		WV	0	2	
2485	LOAD	X	8011004	8.30-	04	4.15-	04			GLOB	UNIF		WV	0	2	
2486	LOAD	Y	8011004	8.30-	27	4.15-	26			GLOB	UNIF		WV	0	2	
2487	LOAD	Z	8011004	8.30-	16	4.15-	15			GLOB	UNIF		WV	0	2	
2488	LOAD	X	8011004	12.46-	04	4.15-	04			GLOB	UNIF		WV	0	2	
2489	LOAD	Y	8011004	12.46-	26	4.15-	25			GLOB	UNIF		WV	0	2	
2490	LOAD	Z	8011004	12.46-	15	4.15-	15			GLOB	UNIF		WV	0	2	
2491	LOAD	X	8011004	16.61-	04	4.15-	04			GLOB	UNIF		WV	0	2	
2492	LOAD	Y	8011004	16.61-	25	4.15-	24			GLOB	UNIF		WV	0	2	
2493	LOAD	Z	8011004	16.61-	15	4.15-	14			GLOB	UNIF		WV	0	2	
2494	LOAD	X	8011004	20.76-	04	4.15-	03			GLOB	UNIF		WV	0	2	
2495	LOAD	Y	8011004	20.76-	24	4.15-	23			GLOB	UNIF		WV	0	2	
2496	LOAD	Z	8011004	20.76-	14	4.15-	14			GLOB	UNIF		WV	0	2	
2497	LOAD	X	8011004	24.91-	03	4.15-	03			GLOB	UNIF		WV	0	2	
2498	LOAD	Y	8011004	24.91-	23	4.15-	22			GLOB	UNIF		WV	0	2	
2499	LOAD	Z	8011004	24.91-	14	4.15-	13			GLOB	UNIF		WV	0	2	
2500	LOAD	X	8011004	29.06-	03	4.15-	02			GLOB	UNIF		WV	0	2	
2501	LOAD	Y	8011004	29.06-	22	4.15-	16			GLOB	UNIF		WV	0	2	
2502	LOAD	Z	8011004	29.06-	13	4.15-	10			GLOB	UNIF		WV	0	2	
2503	LOAD	X	8011004	33.22-	02	4.15-	1			GLOB	UNIF		WV	0	2	
2504	LOAD	Y	8011004	33.22-	16	4.15-	09			GLOB	UNIF		WV	0	2	
2505	LOAD	Z	8011004	33.22-	10	4.15-	06			GLOB	UNIF		WV	0	2	
2506	LOAD	X	8011004	37.37-	1	4.15				GLOB	UNIF		WV	0	2	
2507	LOAD	Y	8011004	37.37-	09	4.15-	1			GLOB	UNIF		WV	0	2	
2508	LOAD	Z	8011004	37.37-	06	4.15-	1			GLOB	UNIF		WV	0	2	
2509	LOAD	X	8061004	0.00-	06	4.15-	06			GLOB	UNIF		WV	0	2	
2510	LOAD	Y	8061004	0.00-	25	4.15-	24			GLOB	UNIF		WV	0	2	
2511	LOAD	Z	8061004	0.00	11	4.15	11			GLOB	UNIF		WV	0	2	
2512	LOAD	X	8061004	4.15-	06	4.15-	05			GLOB	UNIF		WV	0	2	
2513	LOAD	Y	8061004	4.15-	24	4.15-	24			GLOB	UNIF		WV	0	2	
2514	LOAD	Z	8061004	4.15	11	4.15	11			GLOB	UNIF		WV	0	2	
2515	LOAD	X	8061004	8.30-	05	4.15-	05			GLOB	UNIF		WV	0	2	
2516	LOAD	Y	8061004	8.30-	24	4.15-	23			GLOB	UNIF		WV	0	2	
2517	LOAD	Z	8061004	8.30	11	4.15	11			GLOB	UNIF		WV	0	2	
2518	LOAD	X	8061004	12.46-	05	4.15-	05			GLOB	UNIF		WV	0	2	
2519	LOAD	Y	8061004	12.46-	23	4.15-	23			GLOB	UNIF		WV	0	2	
2520	LOAD	Z	8061004	12.46	11	4.15	11			GLOB	UNIF		WV	0	2	
2521	LOAD	X	8061004	16.61-	05	4.15-	05			GLOB	UNIF		WV	0	2	
2522	LOAD	Y	8061004	16.61-	23	4.15-	23			GLOB	UNIF		WV	0	2	
2523	LOAD	Z	8061004	16.61	11	4.15	11			GLOB	UNIF		WV	0	2	
2524	LOAD	X	8061004	20.76-	05	4.15-	05			GLOB	UNIF		WV	0	2	
2525	LOAD	Y	8061004	20.76-	23	4.15-	23			GLOB	UNIF		WV	0	2	
2526	LOAD	Z	8061004	20.76	11	4.15	11			GLOB	UNIF		WV	0	2	
2527	LOAD	X	8061004	24.91-	05	4.15-	05			GLOB	UNIF		WV	0	2	
2528	LOAD	Y	8061004	24.91-	23	4.15-	22			GLOB	UNIF		WV	0	2	
2529	LOAD	Z	8061004	24.91	11	4.15	10			GLOB	UNIF		WV	0	2	
2530	LOAD	X	8061004	29.07-	05	4.15-	05			GLOB	UNIF		WV	0	2	
2531	LOAD	Y	8061004	29.07-	22	4.15-	13			GLOB	UNIF		WV	0	2	
2532	LOAD	Z	8061004	29.07	10	4.15	05			GLOB	UNIF		WV	0	2	

```
                  1    1    2    2    3    3    4    4    5    5    6    6    7    7    8
LINE NO. 1...5....0....5....0....5....0....5....0....5....0....5....0....5....0....5....0

   2493  LOAD X  8061004   33.22-    05   4.15-    03                GLOB UNIF     WV 0 2
   2494  LOAD Y  8061004   33.22-    13   4.15-    07                GLOB UNIF     WV 0 2
   2495  LOAD Z  8061004   33.22     05   4.15     03                GLOB UNIF     WV 0 2
   2496  LOAD X  8061004   37.37-    03   4.15                       GLOB UNIF     WV 0 2
   2497  LOAD Y  8061004   37.37-    07   4.15-     1                GLOB UNIF     WV 0 2
   2498  LOAD Z  8061004   37.37     03   4.15      1                GLOB UNIF     WV 0 2
   2499  LOAD Y 10011002    0.00-    04   5.71-    04                GLOB UNIF     WV 0 2
   2500  LOAD Y 10011002    5.71-    04   5.71-    04                GLOB UNIF     WV 0 2
   2501  LOAD Y 10011002   11.43-    04   5.71-    04                GLOB UNIF     WV 0 2
   2502  LOAD Y 10011002   17.14-    04   5.71-    04                GLOB UNIF     WV 0 2
   2503  LOAD Y 10011002   22.86-    04   5.71-    04                GLOB UNIF     WV 0 2
   2504  LOAD Y 10021003    0.00-    04   5.71-    04                GLOB UNIF     WV 0 2
   2505  LOAD Y 10021003    5.71-    04   5.71-    04                GLOB UNIF     WV 0 2
   2506  LOAD Y 10021003   11.43-    04   5.71-    04                GLOB UNIF     WV 0 2
   2507  LOAD Y 10021003   17.14-    04   5.71-    04                GLOB UNIF     WV 0 2
   2508  LOAD Y 10021003   22.86-    04   5.71-    04                GLOB UNIF     WV 0 2
   2509  LOAD X 10031005    0.00     02   5.71     02                GLOB UNIF     WV 0 2
   2510  LOAD Y 10031005    0.00-     1   5.71-     1                GLOB UNIF     WV 0 2
   2511  LOAD X 10031005    5.71     02   5.71      1                GLOB UNIF     WV 0 2
   2512  LOAD Y 10031005    5.71-     1   5.71-     1                GLOB UNIF     WV 0 2
   2513  LOAD X 10031005   11.43      1   5.71      1                GLOB UNIF     WV 0 2
   2514  LOAD Y 10031005   11.43-     1   5.71-     1                GLOB UNIF     WV 0 2
   2515  LOAD X 10031005   17.14      1   5.71      1                GLOB UNIF     WV 0 2
   2516  LOAD Y 10031005   17.14-     1   5.71                       GLOB UNIF     WV 0 2
   2517  LOAD X 10031005   22.85      1   5.71      1                GLOB UNIF     WV 0 2
   2518  LOAD X 10051006    0.00      1   5.71                       GLOB UNIF     WV 0 2
   2519  LOAD X 10011004    0.00-    02   5.71-    02                GLOB UNIF     WV 0 2
   2520  LOAD Y 10011004    0.00-     1   5.71-     1                GLOB UNIF     WV 0 2
   2521  LOAD X 10011004    5.71-    02   5.71-     1                GLOB UNIF     WV 0 2
   2522  LOAD Y 10011004    5.71-     1   5.71-     1                GLOB UNIF     WV 0 2
   2523  LOAD X 10011004   11.43-     1   5.71-     1                GLOB UNIF     WV 0 2
   2524  LOAD Y 10011004   11.43-     1   5.71-     1                GLOB UNIF     WV 0 2
   2525  LOAD X 10011004   17.14-     1   5.71-     1                GLOB UNIF     WV 0 2
   2526  LOAD Y 10011004   17.14-     1   5.71                       GLOB UNIF     WV 0 2
   2527  LOAD X 10011004   22.85-     1   5.71-     1                GLOB UNIF     WV 0 2
   2528  LOAD X 10041006    0.00-     1   5.71                       GLOB UNIF     WV 0 2
   2529  LOAD X 10021004    0.00      1   5.71      1                GLOB UNIF     WV 0 2
   2530  LOAD X 10021004    5.71      1   5.71      1                GLOB UNIF     WV 0 2
   2531  LOAD X 10021004   11.43      1   5.71      1                GLOB UNIF     WV 0 2
   2532  LOAD X 10021004   17.14      1   5.71      1                GLOB UNIF     WV 0 2
   2533  LOAD X 10021004   22.86      1   5.71      1                GLOB UNIF     WV 0 2
   2534  LOAD X 10021005    0.00-     1   5.71-     1                GLOB UNIF     WV 0 2
   2535  LOAD X 10021005    5.71-     1   5.71-     1                GLOB UNIF     WV 0 2
   2536  LOAD X 10021005   11.43-     1   5.71-     1                GLOB UNIF     WV 0 2
   2537  LOAD X 10021005   17.14-     1   5.71-     1                GLOB UNIF     WV 0 2
   2538  LOAD X 10021005   22.86-     1   5.71-     1                GLOB UNIF     WV 0 2
   2539  LOAD Y 10041005    0.00-     1   5.72-     1                GLOB UNIF     WV 0 2
   2540  LOAD Y 10041005    5.72-     1   5.72-     1                GLOB UNIF     WV 0 2
   2541  LOAD Y 10041005   11.43-     1   5.72-     1                GLOB UNIF     WV 0 2
   2542  LOAD Y 10041005   17.15-     1   5.72-     1                GLOB UNIF     WV 0 2
```

```
LINE NO. 1...5....0....5....0....5....0....5....0....5....0....5....0....5....0....5....0....5....0....5....0
```

2543	LOAD	Y	100	401	005	22.86-		1	5.72-		1			GLOB	UNIF		WV	0	2		
2544	LOAD	Y	201	301		7.23-		126	1.55-		155			GLOB	UNIF		WV	0	2		
2545	LOAD	Y	201	301		8.79-		155	1.55-		182			GLOB	UNIF		WV	0	2		
2546	LOAD	Y	201	301		10.34-		182	1.55-		190			GLOB	UNIF		WV	0	2		
2547	LOAD	Y	201	301		11.89-		198	1.55-		208			GLOB	UNIF		WV	0	2		
2548	LOAD	Y	201	301		13.45-		208	1.55-		217			GLOB	UNIF		WV	0	2		
2549	LOAD	Y	203	303		7.23-		126	1.55-		155			GLOB	UNIF		WV	0	2		
2550	LOAD	Y	203	303		8.79-		155	1.55-		182			GLOB	UNIF		WV	0	2		
2551	LOAD	Y	203	303		10.34-		182	1.55-		198			GLOB	UNIF		WV	0	2		
2552	LOAD	Y	203	303		11.89-		198	1.55-		208			GLOB	UNIF		WV	0	2		
2553	LOAD	Y	203	303		13.45-		208	1.55-		217			GLOB	UNIF		WV	0	2		
2554	LOAD	Y	206	306		12.91			.30-		50			GLOB	UNIF		WV	0	2		
2555	LOAD	Y	206	306		13.21-		56	.30-		60			GLOB	UNIF		WV	0	2		
2556	LOAD	Y	206	306		13.51-		60	.30-		63			GLOB	UNIF		WV	0	2		
2557	LOAD	Y	206	306		13.80-		63	.30-		66			GLOB	UNIF		WV	0	2		
2558	LOAD	Y	206	306		14.10-		66	.30-		70			GLOB	UNIF		WV	0	2		
2559	LOAD	Y	206	306		14.40-		70	.30-		73			GLOB	UNIF		WV	0	2		
2560	LOAD	Y	206	306		14.70-		73	.30-		76			GLOB	UNIF		WV	0	2		
2561	LOAD	Y	301	401		0.00-		217	5.70-		250			GLOB	UNIF		WV	0	2		
2562	LOAD	Y	301	401		5.70-		250	5.70-		253			GLOB	UNIF		WV	0	2		
2563	LOAD	Y	301	401		11.40-		253	5.70-		243			GLOB	UNIF		WV	0	2		
2564	LOAD	Y	301	401		17.10-		243	5.70-		190			GLOB	UNIF		WV	0	2		
2565	LOAD	Y	301	401		22.80-		190	5.70-		152			GLOB	UNIF		WV	0	2		
2566	LOAD	Y	303	403		0.00-		217	5.70-		250			GLOB	UNIF		WV	0	2		
2567	LOAD	Y	303	403		5.70-		250	5.70-		253			GLOB	UNIF		WV	0	2		
2568	LOAD	Y	303	403		11.40-		253	5.70-		243			GLOB	UNIF		WV	0	2		
2569	LOAD	Y	303	403		17.10-		243	5.70-		190			GLOB	UNIF		WV	0	2		
2570	LOAD	Y	303	403		22.80-		190	5.70-		152			GLOB	UNIF		WV	0	2		
2571	LOAD	Y	306	406		0.00-		76	5.70-		140			GLOB	UNIF		WV	0	2		
2572	LOAD	Y	306	406		5.70-		140	5.70-		170			GLOB	UNIF		WV	0	2		
2573	LOAD	Y	306	406		11.40-		170	5.70-		184			GLOB	UNIF		WV	0	2		
2574	LOAD	Y	306	406		17.10-		184	5.70-		143			GLOB	UNIF		WV	0	2		
2575	LOAD	Y	306	406		22.80-		143	5.70-		113			GLOB	UNIF		WV	0	2		
2576	LOAD	A	401	501		0.00-		16	.91-		15			GLOB	UNIF		WV	0	2		
2577	LOAD	Y	401	501		0.00-		285	.91-		240			GLOB	UNIF		WV	0	2		
2578	LOAD	Z	401	501		0.00		16	.91		16			GLOB	UNIF		WV	0	2		
2579	LOAD	A	401	501		.91-		15	.91-		15			GLOB	UNIF		WV	0	2		
2580	LOAD	Y	401	501		.91-		240	.91-		235			GLOB	UNIF		WV	0	2		
2581	LOAD	Z	401	501		.91		16	.91		16			GLOB	UNIF		WV	0	2		
2582	LOAD	A	401	501		1.83-		15	.91-		15			GLOB	UNIF		WV	0	2		
2583	LOAD	Y	401	501		1.83-		235	.91-		230			GLOB	UNIF		WV	0	2		
2584	LOAD	Z	401	501		1.83		16	.91		17			GLOB	UNIF		WV	0	2		
2585	LOAD	A	401	501		2.74-		15	.91-		15			GLOB	UNIF		WV	0	2		
2586	LOAD	Y	401	501		2.74-		230	.91-		225			GLOB	UNIF		WV	0	2		
2587	LOAD	Z	401	501		2.74		17	.91		17			GLOB	UNIF		WV	0	2		
2588	LOAD	A	401	501		3.65-		15	.91-		15			GLOB	UNIF		WV	0	2		
2589	LOAD	Y	401	501		3.65-		225	.91-		220			GLOB	UNIF		WV	0	2		
2590	LOAD	Z	401	501		3.65		17	.91		16			GLOB	UNIF		WV	0	2		
2591	LOAD	A	403	503		0.00		16	.91		15			GLOB	UNIF		WV	0	2		
2592	LOAD	Y	403	503		0.00-		245	.91-		240			GLOB	UNIF		WV	0	2		

```
LINE NO.  .    1    1    2    2    3    3    4    4    5    5    6    6    7    7    8
          .5...0....5....0....5....0....5....0....5....0....5....0....5....0....5....0
2593   L  Z  403  503    0.00      18    .91      18                GLOB UNIF      WV 0 2
2594   L  A  403  503     .91      15    .91      15                GLOB UNIF      WV 0 2
2595   L  Y  403  503     .91-    240    .91-    235                GLOB UNIF      WV 0 2
2596      Z  403  503     .91      18    .91      18                GLOB UNIF      WV 0 2
2597      A  403  503    1.83      15    .91      15                GLOB UNIF      WV 0 2
2598      Y  403  503    1.83-    235    .91-    230                GLOB UNIF      WV 0 2
2599      Z  403  503    1.83      16    .91      17                GLOB UNIF      WV 0 2
2600      A  403  503    2.74      15    .91      15                GLOB UNIF      WV 0 2
2601      Y  403  503    2.74-    230    .91-    225                GLOB UNIF      WV 0 2
2602      Z  403  503    2.74      17    .91      17                GLOB UNIF      WV 0 2
2603         403  503    3.65      15    .91      15                GLOB UNIF      WV 0 2
2604         403  503    3.65-    225    .91-    220                GLOB UNIF      WV 0 2
2605         403  503    3.65      17    .91      16                GLOB UNIF      WV 0 2
2606         406  506    0.00-    171    .91-    167                GLOB UNIF      WV 0 2
2607         406  506    0.00-     28    .91-     28                GLOB UNIF      WV 0 2
2608         406  506     .91-    167    .91-    163                GLOB UNIF      WV 0 2
2609         406  506     .91-     28    .91-     27                GLOB UNIF      WV 0 2
2610         406  506    1.82-    163    .91-    159                GLOB UNIF      WV 0 2
2611         406  506    1.82-     27    .91-     26                GLOB UNIF      WV 0 2
2612         406  506    2.74-    159    .91-    155                GLOB UNIF      WV 0 2
2613         406  506    2.74-     26    .91-     26                GLOB UNIF      WV 0 2
2614         406  506    3.65-    155    .91-    151                GLOB UNIF      WV 0 2
2615         406  506    3.65-     26    .91-     25                GLOB UNIF      WV 0 2
2616         501  601    0.00-     14   1.22-     14                GLOB UNIF      WV 0 2
2617         501  601    0.00-    211   1.22-    211                GLOB UNIF      WV 0 2
2618         501  601    0.00      16   1.22      15                GLOB UNIF      WV 0 2
2619         501  601    1.22-     14   1.22-     14                GLOB UNIF      WV 0 2
2620         501  601    1.22-    211   1.22-    204                GLOB UNIF      WV 0 2
2621         501  601    1.22      15   1.22      15                GLOB UNIF      WV 0 2
2622         501  601    2.43-     14   1.22-     13                GLOB UNIF      WV 0 2
2623         501  601    2.43-    204   1.22-    196                GLOB UNIF      WV 0 2
2624         501  601    2.43      15   1.22      15                GLOB UNIF      WV 0 2
2625         501  601    3.65-     13   1.22-     13                GLOB UNIF      WV 0 2
2626         501  601    3.65-    196   1.22-    194                GLOB UNIF      WV 0 2
2627         501  601              15   1.22      14                GLOB UNIF      WV 0 2
2628                               14   1.22-     13                GLOB UNIF      WV 0 2
2629                              189                               GLOB UNIF      WV 0 2
2630                                                                GLOB UNIF      WV 0 2
2631                                                                GLOB UNIF      WV 0 2
2632                                                                GLOB UNIF      WV 0 2
2633                                                                GLOB UNIF      WV 0 2
2634                                                                GLOB UNIF      WV 0 2
2635                                                                GLOB UNIF      WV 0 2
```

```
LINE NO. 1...5....0....5....0....5....0....5....0....5....0....5....0....5....0....5....0....5....0....5....0
```

2043	LOAD	A	503	603	4.87	13	1.22	13		GLOB	UNIF		WY	0	2	
2044	LOAD	T	503	603	4.87-	194	1.22-	189		GLOB	UNIF		WY	0	2	
2045	LOAD	Z	503	603	4.87	14	1.22	14		GLOB	UNIF		WY	0	2	
2046	LOAD	T	506	606	0.00-	149	1.22-	144		GLOB	UNIF		WY	0	2	
2047	LOAD	Z	506	606	0.00-	25	1.22-	24		GLOB	UNIF		WY	0	2	
2048	LOAD	T	506	606	1.22-	144	1.22-	139		GLOB	UNIF		WY	0	2	
2049	LOAD	Z	506	606	1.22-	24	1.22-	23		GLOB	UNIF		WY	0	2	
2050	LOAD	T	506	606	2.43-	139	1.22-	135		GLOB	UNIF		WY	0	2	
2051	LOAD	Z	506	606	2.43-	23	1.22-	22		GLOB	UNIF		WY	0	2	
2052	LOAD	T	506	606	3.65-	135	1.22-	131		GLOB	UNIF		WY	0	2	
2053	LOAD	Z	506	606	3.65-	22	1.22-	22		GLOB	UNIF		WY	0	2	
2054	LOAD	T	506	606	4.87-	131	1.22-	126		GLOB	UNIF		WY	0	2	
2055	LOAD	Z	506	606	4.87-	22	1.22-	21		GLOB	UNIF		WY	0	2	
2056	LOAD	A	601	651	0.00-	13	1.22-	13		GLOB	UNIF		WY	0	2	
2057	LOAD	T	601	651	0.00-	189	1.22-	185		GLOB	UNIF		WY	0	2	
2058	LOAD	Z	601	651	0.00	14	1.22	13		GLOB	UNIF		WY	0	2	
2059	LOAD	A	601	651	1.22-	13	1.22-	13		GLOB	UNIF		WY	0	2	
2060	LOAD	T	601	651	1.22-	185	1.22-	180		GLOB	UNIF		WY	0	2	
2061	LOAD	Z	601	651	1.22	13	1.22	13		GLOB	UNIF		WY	0	2	
2062	LOAD	A	601	651	2.43-	13	1.22-	12		GLOB	UNIF		WY	0	2	
2063	LOAD	T	601	651	2.43-	180	1.22-	175		GLOB	UNIF		WY	0	2	
2064	LOAD	Z	601	651	2.43	13	1.22	13		GLOB	UNIF		WY	0	2	
2065	LOAD	A	601	651	3.65-	12	1.22-	12		GLOB	UNIF		WY	0	2	
2066	LOAD	T	601	651	3.65-	175	1.22-	171		GLOB	UNIF		WY	0	2	
2067	LOAD	Z	601	651	3.65	13	1.22	13		GLOB	UNIF		WY	0	2	
2068	LOAD	A	601	651	4.87-	12	1.22-	12		GLOB	UNIF		WY	0	2	
2069	LOAD	T	601	651	4.87-	171	1.22-	166		GLOB	UNIF		WY	0	2	
2070	LOAD	Z	601	651	4.87	13	1.22	12		GLOB	UNIF		WY	0	2	
2071	LOAD	A	603	653	0.00	13	1.22	13		GLOB	UNIF		WY	0	2	
2072	LOAD	T	603	653	0.00-	189	1.22-	185		GLOB	UNIF		WY	0	2	
2073	LOAD	Z	603	653	0.00	14	1.22	13		GLOB	UNIF		WY	0	2	
2074	LOAD	A	603	653	1.22	13	1.22	13		GLOB	UNIF		WY	0	2	
2075	LOAD	T	603	653	1.22-	189	1.22-	180		GLOB	UNIF		WY	0	2	
2076	LOAD	Z	603	653	1.22	13	1.22	13		GLOB	UNIF		WY	0	2	
2077	LOAD	A	603	653	2.43	13	1.22	12		GLOB	UNIF		WY	0	2	
2078	LOAD	T	603	653	2.43-	180	1.22-	175		GLOB	UNIF		WY	0	2	
2079	LOAD	Z	603	653	2.43	13	1.22	13		GLOB	UNIF		WY	0	2	
2080	LOAD	A	603	653	3.65	12	1.22	12		GLOB	UNIF		WY	0	2	
2081	LOAD	T	603	653	3.65-	175	1.22-	171		GLOB	UNIF		WY	0	2	
2082	LOAD	Z	603	653	3.65	13	1.22	13		GLOB	UNIF		WY	0	2	
2083	LOAD	A	603	653	4.87	12	1.22	12		GLOB	UNIF		WY	0	2	
2084	LOAD	T	603	653	4.87-	171	1.22-	166		GLOB	UNIF		WY	0	2	
2085	LOAD	Z	603	653	4.87	13	1.22	12		GLOB	UNIF		WY	0	2	
2086	LOAD	T	606	656	0.00-	126	1.22-	124		GLOB	UNIF		WY	0	2	
2087	LOAD	Z	606	656	0.00-	21	1.22-	21		GLOB	UNIF		WY	0	2	
2088	LOAD	T	606	656	1.22-	124	1.22-	121		GLOB	UNIF		WY	0	2	
2089	LOAD	Z	606	656	1.22-	21	1.22-	20		GLOB	UNIF		WY	0	2	
2090	LOAD	T	606	656	2.43-	121	1.22-	116		GLOB	UNIF		WY	0	2	
2091	LOAD	Z	606	656	2.43-	20	1.22-	20		GLOB	UNIF		WY	0	2	
2092	LOAD	T	606	656	3.65-	116	1.22-	114		GLOB	UNIF		WY	0	2	

| LINE NO. | | |

LINE NO.																			
2783	LOAD	Y	651	701	2.64-	212	1.42-	206					GLOB	UNIF		WV	0	2	
2784	LOAD	Z	651	701	2.64	15	1.42	14					GLOB	UNIF		WV	0	2	
2785	LOAD	X	651	701	4.26-	19	1.42-	19					GLOB	UNIF		WV	0	2	
2786	LOAD	Y	651	701	4.26-	206	1.42-	201					GLOB	UNIF		WV	0	2	
2787	LOAD	Z	651	701	4.26	14	1.42	14					GLOB	UNIF		WV	0	2	
2788	LOAD	X	651	701	5.68-	19	1.42-	18					GLOB	UNIF		WV	0	2	
2789	LOAD	Y	651	701	5.68-	201	1.42-	197					GLOB	UNIF		WV	0	2	
2790	LOAD	Z	651	701	5.68	14	1.42	14					GLOB	UNIF		WV	0	2	
2791	LOAD	X	653	703	0.00	21	1.42	20					GLOB	UNIF		WV	0	2	
2792	LOAD	Y	653	703	0.00-	223	1.42-	217					GLOB	UNIF		WV	0	2	
2793	LOAD	Z	653	703	0.00	15	1.42	15					GLOB	UNIF		WV	0	2	
2794	LOAD	X	653	703	1.42	20	1.42	20					GLOB	UNIF		WV	0	2	
2795	LOAD	Y	653	703	1.42-	217	1.42-	212					GLOB	UNIF		WV	0	2	
2796	LOAD	Z	653	703	1.42	15	1.42	15					GLOB	UNIF		WV	0	2	
2797	LOAD	X	653	703	2.64	20	1.42	19					GLOB	UNIF		WV	0	2	
2798	LOAD	Y	653	703	2.64-	212	1.42-	206					GLOB	UNIF		WV	0	2	
2799	LOAD	Z	653	703	2.64	15	1.42	14					GLOB	UNIF		WV	0	2	
2800	LOAD	X	653	703	4.26	19	1.42	19					GLOB	UNIF		WV	0	2	
2801	LOAD	Y	653	703	4.26-	206	1.42-	201					GLOB	UNIF		WV	0	2	
2802	LOAD	Z	653	703	4.26	14	1.42	14					GLOB	UNIF		WV	0	2	
2803	LOAD	X	653	703	5.68	19	1.42	18					GLOB	UNIF		WV	0	2	
2804	LOAD	Y	653	703	5.68-	201	1.42-	197					GLOB	UNIF		WV	0	2	
2805	LOAD	Z	653	703	5.68	14	1.42	14					GLOB	UNIF		WV	0	2	
2806	LOAD	Y	656	706	0.00-	124	1.42-	120					GLOB	UNIF		WV	0	2	
2807	LOAD	Z	656	706	0.00	21	1.42-	20					GLOB	UNIF		WV	0	2	
2808	LOAD	Y	656	706	1.42-	120	1.42-	116					GLOB	UNIF		WV	0	2	
2809	LOAD	Z	656	706	1.42-	20	1.42-	19					GLOB	UNIF		WV	0	2	
2810	LOAD	Y	656	706	2.84-	116	1.42-	112					GLOB	UNIF		WV	0	2	
2811	LOAD	Z	656	706	2.84-	19	1.42-	19					GLOB	UNIF		WV	0	2	
2812	LOAD	Y	656	706	4.26-	112	1.42-	109					GLOB	UNIF		WV	0	2	
2813	LOAD	Z	656	706	4.26-	19	1.42-	18					GLOB	UNIF		WV	0	2	
2814	LOAD	Y	656	706	5.68-	109	1.42-	106					GLOB	UNIF		WV	0	2	
2815	LOAD	Z	656	706	5.68-	18	1.42-	18					GLOB	UNIF		WV	0	2	
2816	LOAD	X	701	801	0.00-	16	6.89-	14					GLOB	UNIF		WV	0	2	
2817	LOAD	Y	701	801	0.00-	166	6.89-	160					GLOB	UNIF		WV	0	2	
2818	LOAD	Z	701	801	0.00	13	6.89	12					GLOB	UNIF		WV	0	2	
2819	LOAD	X	701	801	6.89-	14	6.89-	13					GLOB	UNIF		WV	0	2	
2820	LOAD	Y	701	801	6.89-	166	6.89-	151					GLOB	UNIF		WV	0	2	
2821	LOAD	Z	701	801	6.89	12	6.89	11					GLOB	UNIF		WV	0	2	
2822	LOAD	X	701	801	13.79-	13	6.89-	11					GLOB	UNIF		WV	0	2	
2823	LOAD	Y	701	801	13.79-	151	6.89-	138					GLOB	UNIF		WV	0	2	
2824	LOAD	Z	701	801	13.79	11	6.89	10					GLOB	UNIF		WV	0	2	
2825	LOAD	X	701	801	20.68-	11	6.89-	09					GLOB	UNIF		WV	0	2	
2826	LOAD	Y	701	801	20.68-	138	6.89-	124					GLOB	UNIF		WV	0	2	
2827	LOAD	Z	701	801	20.68	10	6.89	09					GLOB	UNIF		WV	0	2	
2828	LOAD	X	701	801	27.57-	09	6.89-	08					GLOB	UNIF		WV	0	2	
2829	LOAD	Y	701	801	27.57-	124	6.89-	116					GLOB	UNIF		WV	0	2	
2830	LOAD	Z	701	801	27.57	09	6.89	09					GLOB	UNIF		WV	0	2	
2831	LOAD	X	703	803	0.00	16	6.89	14					GLOB	UNIF		WV	0	2	
2832	LOAD	Y	703	803	0.00-	186	6.89-	160					GLOB	UNIF		WV	0	2	

```
                  1    1    2    2    3    3    4    4    5    5    6    6    7    7    8
LINE NO. 1...5....0....5....0....5....0....5....0....5....0....5....0....5....0....5....0

  2793  LOAD Z  703 803    0.00     13   6.89     12                GLOB UNIF     WV 0 2
  2794  LOAD X  703 803    6.89     14   6.89     13                GLOB UNIF     WV 0 2
  2795  LOAD Y  703 803    6.89-   166   6.89-   151                GLOB UNIF     WV 0 2
  2796  LOAD Z  703 803    6.89     12   6.89     11                GLOB UNIF     WV 0 2
  2797  LOAD X  703 803   13.79     13   6.89     11                GLOB UNIF     WV 0 2
  2798  LOAD Y  703 803   13.79-   151   6.89-   136                GLOB UNIF     WV 0 2
  2799  LOAD Z  703 803   13.79     11   6.89     10                GLOB UNIF     WV 0 2
  2800  LOAD X  703 803   20.68     11   6.89     09                GLOB UNIF     WV 0 2
  2801  LOAD Y  703 803   20.68-   138   6.89-   124                GLOB UNIF     WV 0 2
  2802  LOAD Z  703 803   20.68     10   6.89     09                GLOB UNIF     WV 0 2
  2803  LOAD X  703 803   27.57     09   6.89     08                GLOB UNIF     WV 0 2
  2804  LOAD Y  703 803   27.57-   124   6.89-   116                GLOB UNIF     WV 0 2
  2805  LOAD Z  703 803   27.57     09   6.89     09                GLOB UNIF     WV 0 2
  2806  LOAD Y  706 806    0.00-   105   6.89-    92                GLOB UNIF     WV 0 2
  2807  LOAD Z  706 806    0.00-    18   6.89-    15                GLOB UNIF     WV 0 2
  2808  LOAD Y  706 806    6.89-    92   6.89-    80                GLOB UNIF     WV 0 2
  2809  LOAD Z  706 806    6.89-    15   6.89-    13                GLOB UNIF     WV 0 2
  2810  LOAD Y  706 806   13.79-    80   6.89-    70                GLOB UNIF     WV 0 2
  2811  LOAD Z  706 806   13.79-    13   6.89-    12                GLOB UNIF     WV 0 2
  2812  LOAD Y  706 806   20.68-    70   6.89-    61                GLOB UNIF     WV 0 2
  2813  LOAD Z  706 806   20.68-    12   6.89-    10                GLOB UNIF     WV 0 2
  2814  LOAD Y  706 806   27.58-    61   6.89-    53                GLOB UNIF     WV 0 2
  2815  LOAD Z  706 806   27.58-    10   6.89-    09                GLOB UNIF     WV 0 2
  2816  LOAD X  8011001    0.00-    08   4.31-    07                GLOB UNIF     WV 0 2
  2817  LOAD Y  8011001    0.00-   116   4.31-   112                GLOB UNIF     WV 0 2
  2818  LOAD Z  8011001    0.00     09   4.31     08                GLOB UNIF     WV 0 2
  2819  LOAD X  8011001    4.31-    07   4.31-    06                GLOB UNIF     WV 0 2
  2820  LOAD Y  8011001    4.31-   112   4.31-   108                GLOB UNIF     WV 0 2
  2821  LOAD Z  8011001    4.31     08   4.31     08                GLOB UNIF     WV 0 2
  2822  LOAD X  8011001    8.62-    06   4.31-    05                GLOB UNIF     WV 0 2
  2823  LOAD Y  8011001    8.62-   108   4.31-   104                GLOB UNIF     WV 0 2
  2824  LOAD Z  8011001    8.62     08   4.31     08                GLOB UNIF     WV 0 2
  2825  LOAD X  8011001   12.93-    05   4.31-    04                GLOB UNIF     WV 0 2
  2826  LOAD Y  8011001   12.93-   104   4.31-   101                GLOB UNIF     WV 0 2
  2827  LOAD Z  8011001   12.93     08   4.31     08                GLOB UNIF     WV 0 2
  2828  LOAD X  8011001   17.23-    04   4.31-    03                GLOB UNIF     WV 0 2
  2829  LOAD Y  8011001   17.23-   101   4.31-    98                GLOB UNIF     WV 0 2
  2830  LOAD Z  8011001   17.23     08   4.31     08                GLOB UNIF     WV 0 2
  2831  LOAD X  8011001   21.54-    03   4.31-     1                GLOB UNIF     WV 0 2
  2832  LOAD Y  8011001   21.54-    98   4.31-    87                GLOB UNIF     WV 0 2
  2833  LOAD Z  8011001   21.54     08   4.31     07                GLOB UNIF     WV 0 2
  2834  LOAD X  8011001   25.85-     1   4.31-     1                GLOB UNIF     WV 0 2
  2835  LOAD Y  8011001   25.85-    87   4.31-    57                GLOB UNIF     WV 0 2
  2836  LOAD Z  8011001   25.85     07   4.31     05                GLOB UNIF     WV 0 2
  2837  LOAD X  8011001   30.16-     1   4.31                       GLOB UNIF     WV 0 2
  2838  LOAD Y  8011001   30.16-    57   4.31-    27                GLOB UNIF     WV 0 2
  2839  LOAD Z  8011001   30.16     05   4.31     02                GLOB UNIF     WV 0 2
  2840  LOAD X  8031003    0.00     08   4.31     07                GLOB UNIF     WV 0 2
  2841  LOAD Y  8031003    0.00-   116   4.31-   112                GLOB UNIF     WV 0 2
  2842  LOAD Z  8031003    0.00     09   4.31     08                GLOB UNIF     WV 0 2
```

```
LINE NO.  1....5....10....15....20....25....30....35....40....45....50....55....60....65....70....75....80
```

2043	LOAD	A	8031003	4.31	07	4.31	06					GLOB	UNIF		WV	0	2	
2044	LOAD	Y	8031003	4.31-	112	4.31-	108					GLOB	UNIF		WV	0	2	
2045	LOAD	Z	8031003	4.31	06	4.31	08					GLOB	UNIF		WV	0	2	
2046	LOAD	A	8031003	8.62	06	4.31	05					GLOB	UNIF		WV	0	2	
2047	LOAD	Y	8031003	8.62-	108	4.31-	104					GLOB	UNIF		WV	0	2	
2048	LOAD	Z	8031003	8.62	08	4.31	08					GLOB	UNIF		WV	0	2	
2049	LOAD	A	8031003	12.93	05	4.31	04					GLOB	UNIF		WV	0	2	
2050	LOAD	Y	8031003	12.93-	104	4.31-	101					GLOB	UNIF		WV	0	2	
2051	LOAD	Z	8031003	12.93	08	4.31	08					GLOB	UNIF		WV	0	2	
2052	LOAD	A	8031003	17.23	04	4.31	03					GLOB	UNIF		WV	0	2	
2053	LOAD	Y	8031003	17.23-	101	4.31-	98					GLOB	UNIF		WV	0	2	
2054	LOAD	Z	8031003	17.23	08	4.31	08					GLOB	UNIF		WV	0	2	
2055	LOAD	A	8031003	21.54	03	4.31	1					GLOB	UNIF		WV	0	2	
2056	LOAD	Y	8031003	21.54-	98	4.31-	87					GLOB	UNIF		WV	0	2	
2057	LOAD	Z	8031003	21.54	08	4.31	07					GLOB	UNIF		WV	0	2	
2058	LOAD	A	8031003	25.85	1	4.31	1					GLOB	UNIF		WV	0	2	
2059	LOAD	Y	8031003	25.85-	87	4.31-	57					GLOB	UNIF		WV	0	2	
2060	LOAD	Z	8031003	25.85	07	4.31	05					GLOB	UNIF		WV	0	2	
2061	LOAD	A	8031003	30.16	1	4.31						GLOB	UNIF		WV	0	2	
2062	LOAD	Y	8031003	30.16-	57	4.31-	27					GLOB	UNIF		WV	0	2	
2063	LOAD	Z	8031003	30.16	05	4.31	02					GLOB	UNIF		WV	0	2	
2064	LOAD	Y	8061006	0.00-	53	4.92-	48					GLOB	UNIF		WV	0	2	
2065	LOAD	Z	8061006	0.00-	09	4.92-	08					GLOB	UNIF		WV	0	2	
2066	LOAD	Y	8061006	4.92-	48	4.92-	43					GLOB	UNIF		WV	0	2	
2067	LOAD	Z	8061006	4.92-	08	4.92-	07					GLOB	UNIF		WV	0	2	
2068	LOAD	Y	8061006	9.85-	43	4.92-	38					GLOB	UNIF		WV	0	2	
2069	LOAD	Z	8061006	9.85-	07	4.92-	06					GLOB	UNIF		WV	0	2	
2070	LOAD	Y	8061006	14.77-	38	4.92-	35					GLOB	UNIF		WV	0	2	
2071	LOAD	Z	8061006	14.77-	06	4.92-	06					GLOB	UNIF		WV	0	2	
2072	LOAD	Y	8061006	19.70-	35	4.92-	31					GLOB	UNIF		WV	0	2	
2073	LOAD	Z	8061006	19.70-	06	4.92-	05					GLOB	UNIF		WV	0	2	
2074	LOAD	Y	8061006	24.62-	31	4.79						GLOB	UNIF		WV	0	2	
2075	LOAD	Y	8061006	29.41		.14	1					GLOB	UNIF		WV	0	2	
2076	LOAD	Z	8061006	24.62-	05	4.83						GLOB	UNIF		WV	0	2	
2077	LOAD	Y	8061006	29.54	1	4.92	33					GLOB	UNIF		WV	0	2	
2078	LOAD	Z	8061006	29.54		4.92	05					GLOB	UNIF		WV	0	2	
2079	LOADCM		5															
2080	LOAD	Z	101	102	0.00	-.055	14.50	-.055				GLOB	UNIF		DL	0	3	
2081	LOAD	Z	102	103	0.00	-.055	14.50	-.055				GLOB	UNIF		DL	0	3	
2082	LOAD	Z	103	105	0.00	-.055	14.49	-.055				GLOB	UNIF		DL	0	3	
2083	LOAD	Z	105	106	0.00	-.055	14.50	-.055				GLOB	UNIF		DL	0	3	
2084	LOAD	Z	101	104	0.00	-.055	14.49	-.055				GLOB	UNIF		DL	0	3	
2085	LOAD	Z	104	106	0.00	-.055	14.50	-.055				GLOB	UNIF		DL	0	3	
2086	LOAD	Z	102	104	0.00	-.024	14.49	-.024				GLOB	UNIF		DL	0	3	
2087	LOAD	Z	102	105	0.00	-.024	14.49	-.024				GLOB	UNIF		DL	0	3	
2088	LOAD	Z	104	105	0.00	-.024	14.50	-.024				GLOB	UNIF		DL	0	3	
2089	LOAD	Z	201	202	0.00	-.055	14.50	-.055				GLOB	UNIF		DL	0	3	
2090	LOAD	Z	202	203	0.00	-.055	14.50	-.055				GLOB	UNIF		DL	0	3	
2091	LOAD	Z	203	205	0.00	-.055	14.49	-.055				GLOB	UNIF		DL	0	3	
2092	LOAD	Z	205	206	0.00	-.055	14.50	-.055				GLOB	UNIF		DL	0	3	

LINE NO.															
2893	LOAD	4	201	204	0.00	-.055	14.49	-.055			GLOB	UNIF	DL	0	3
2894	LOAD	4	204	206	0.00	-.055	14.50	-.055			GLOB	UNIF	DL	0	3
2895	LOAD	4	202	204	0.00	-.024	14.49	-.024			GLOB	UNIF	DL	0	3
2896	LOAD	4	202	205	0.00	-.024	14.49	-.024			GLOB	UNIF	DL	0	3
2897	LOAD	4	204	205	0.00	-.024	14.50	-.024			GLOB	UNIF	DL	0	3
2898	LOAD	4	201	303	0.00	-.065	25.47	-.065			GLOB	UNIF	DL	0	3
2899	LOAD	4	201	303	25.47	-.009	7.18	-.009			GLOB	UNIF	DL	0	3
2900	LOAD	4	203	306	0.00	-.065	25.46	-.065			GLOB	UNIF	DL	0	3
2901	LOAD	4	203	306	25.46	-.009	7.18	-.009			GLOB	UNIF	DL	0	3
2902	LOAD	4	206	301	0.00	-.065	25.46	-.065			GLOB	UNIF	DL	0	3
2903	LOAD	4	206	301	25.46	-.009	7.18	-.009			GLOB	UNIF	DL	0	3
2904	LOAD	4	301	403	0.00	-.009	40.66	-.009			GLOB	UNIF	DL	0	3
2905	LOAD	4	106	201	0.00	-.065	32.65	-.065			GLOB	UNIF	DL	0	3
2906	LOAD	4	301	303	0.00	-.009	29.00	-.009			GLOB	UNIF	DL	0	3
2907	LOAD	4	303	306	0.00	-.009	29.00	-.009			GLOB	UNIF	DL	0	3
2908	LOAD	4	301	306	0.00	-.009	29.00	-.009			GLOB	UNIF	DL	0	3
2909	LOAD	4	501	502	0.00	-.013	15.15	-.013			GLOB	UNIF	DL	0	3
2910	LOAD	4	502	503	0.00	-.013	15.15	-.013			GLOB	UNIF	DL	0	3
2911	LOAD	4	505	505	0.00	-.013	15.15	-.013			GLOB	UNIF	DL	0	3
2912	LOAD	4	505	506	0.00	-.013	15.15	-.013			GLOB	UNIF	DL	0	3
2913	LOAD	4	501	504	0.00	-.013	15.15	-.013			GLOB	UNIF	DL	0	3
2914	LOAD	4	504	506	0.00	-.013	15.15	-.013			GLOB	UNIF	DL	0	3
2915	LOAD	4	501	507	0.00	-.148	2.54	-.148			GLOB	UNIF	DL	0	3
2916	LOAD	4	507	510	0.00	-.148	2.54	-.148			GLOB	UNIF	DL	0	3
2917	LOAD	4	503	508	0.00	-.148	2.54	-.148			GLOB	UNIF	DL	0	3
2918	LOAD	4	508	511	0.00	-.148	2.54	-.148			GLOB	UNIF	DL	0	3
2919	LOAD	4	506	509	0.00	-.148	2.53	-.148			GLOB	UNIF	DL	0	3
2920	LOAD	4	509	512	0.00	-.148	2.54	-.148			GLOB	UNIF	DL	0	3
2921	LOAD	4	515	651	0.00	.020	16.00	.020			GLOB	UNIF	DL	0	3
2922	LOAD	4	514	653	0.00	.020	16.00	.020			GLOB	UNIF	DL	0	3
2923	LOAD	4	601	611	0.00	-.049	6.00	-.049			GLOB	UNIF	DL	0	3
2924	LOAD	4	603	613	0.00	-.049	6.00	-.049			GLOB	UNIF	DL	0	3
2925	LOAD	4	651	661	0.00	-.049	5.00	-.049			GLOB	UNIF	DL	0	3
2926	LOAD	4	653	663	0.00	-.049	5.00	-.049			GLOB	UNIF	DL	0	3
2927	LOAD	4	611	612	0.00	-.017	16.01	-.017			GLOB	UNIF	DL	0	3
2928	LOAD	4	612	613	0.00	-.017	16.01	-.017			GLOB	UNIF	DL	0	3
2929	LOAD	4	661	662	0.00	-.017	17.74	-.017			GLOB	UNIF	DL	0	3
2930	LOAD	4	662	663	0.00	-.017	17.74	-.017			GLOB	UNIF	DL	0	3
2931	LOAD	4	611	661	0.00	-.049	12.12	-.049			GLOB	UNIF	DL	0	3
2932	LOAD	4	612	662	0.00	-.049	12.00	-.049			GLOB	UNIF	DL	0	3
2933	LOAD	4	613	663	0.00	-.049	12.12	-.049			GLOB	UNIF	DL	0	3
2934	LOAD	4	501	632	0.00	-.015	20.25	-.015			GLOB	UNIF	DL	0	3
2935	LOAD	4	503	635	0.00	-.015	20.25	-.015			GLOB	UNIF	DL	0	3
2936	LOAD	4	506	634	0.00	-.015	20.24	-.015			GLOB	UNIF	DL	0	3
2937	LOAD	4	632	703	0.00	-.015	21.93	-.015			GLOB	UNIF	DL	0	3
2938	LOAD	4	635	706	0.00	-.015	21.93	-.015			GLOB	UNIF	DL	0	3
2939	LOAD	4	634	701	0.00	-.015	21.94	-.015			GLOB	UNIF	DL	0	3
2940	LOAD	4	701	702	0.00	.007	16.76	.007			GLOB	UNIF	DL	0	3
2941	LOAD	4	702	703	0.00	.007	16.75	.007			GLOB	UNIF	DL	0	3
2942	LOAD	4	703	705	0.00	.007	16.75	.007			GLOB	UNIF	DL	0	3

LINE NO.															
2483	LOAD Z	705	706	0.00	.007	18.76	.007			GLOB	UNIF	DL	0	3	
2484	LOAD Z	701	704	0.00	.007	18.75	.007			GLOB	UNIF	DL	0	3	
2485	LOAD Z	704	706	0.00	.007	18.76	.007			GLOB	UNIF	DL	0	3	
2486	LOAD Z	701	707	0.00	-.148	2.54	-.148			GLOB	UNIF	DL	0	3	
2487	LOAD Z	707	710	0.00	-.148	2.54	-.148			GLOB	UNIF	DL	0	3	
2488	LOAD Z	703	708	0.00	-.148	2.54	-.148			GLOB	UNIF	DL	0	3	
2489	LOAD Z	708	711	0.00	-.148	2.54	-.148			GLOB	UNIF	DL	0	3	
2490	LOAD Z	706	709	0.00	-.148	2.53	-.148			GLOB	UNIF	DL	0	3	
2491	LOAD Z	709	712	0.00	-.148	2.54	-.148			GLOB	UNIF	DL	0	3	
2492	LOAD Z	701	805	0.00	.010	54.44	.010			GLOB	UNIF	DL	0	3	
2493	LOAD Z	703	801	0.00	.010	54.44	.010			GLOB	UNIF	DL	0	3	
2494	LOAD Z	709	803	0.00	.010	54.44	.010			GLOB	UNIF	DL	0	3	
2495	LOAD Z	801	802	0.00	.006	23.06	.006			GLOB	UNIF	DL	0	3	
2496	LOAD Z	802	803	0.00	.006	23.06	.006			GLOB	UNIF	DL	0	3	
2497	LOAD Z	803	805	0.00	.006	23.06	.006			GLOB	UNIF	DL	0	3	
2498	LOAD Z	805	806	0.00	.006	23.07	.006			GLOB	UNIF	DL	0	3	
2499	LOAD Z	801	804	0.00	.006	23.06	.006			GLOB	UNIF	DL	0	3	
2500	LOAD Z	804	806	0.00	.006	23.07	.006			GLOB	UNIF	DL	0	3	
2501	LOAD Z	801	807	0.00	-.148	2.54	-.148			GLOB	UNIF	DL	0	3	
2502	LOAD Z	807	810	0.00	-.148	2.54	-.148			GLOB	UNIF	DL	0	3	
2503	LOAD Z	803	808	0.00	-.148	2.54	-.148			GLOB	UNIF	DL	0	3	
2504	LOAD Z	808	811	0.00	-.148	2.54	-.148			GLOB	UNIF	DL	0	3	
2505	LOAD Z	806	809	0.00	-.148	2.53	-.148			GLOB	UNIF	DL	0	3	
2506	LOAD Z	809	812	0.00	-.148	2.54	-.148			GLOB	UNIF	DL	0	3	
2507	LOAD Z	8011002		0.00	.006	41.52	.006			GLOB	UNIF	DL	0	3	
2508	LOAD Z	8031002		0.00	.006	41.52	.006			GLOB	UNIF	DL	0	3	
2509	LOAD Z	8031005		0.00	.006	41.52	.006			GLOB	UNIF	DL	0	3	
2510	LOAD Z	8061005		0.00	.006	41.52	.006			GLOB	UNIF	DL	0	3	
2511	LOAD Z	8011004		0.00	.006	41.52	.006			GLOB	UNIF	DL	0	3	
2512	LOAD Z	8061004		0.00	.006	41.52	.006			GLOB	UNIF	DL	0	3	
2513	LOAD Z	10011002		0.00	.020	28.57	.020			GLOB	UNIF	DL	0	3	
2514	LOAD Z	10021003		0.00	.020	28.57	.020			GLOB	UNIF	DL	0	3	
2515	LOAD Z	10031005		0.00	.020	28.57	.020			GLOB	UNIF	DL	0	3	
2516	LOAD Z	10051006		0.00	.020	28.57	.020			GLOB	UNIF	DL	0	3	
2517	LOAD Z	10011004		0.00	.020	28.57	.020			GLOB	UNIF	DL	0	3	
2518	LOAD Z	10041006		0.00	.020	28.57	.020			GLOB	UNIF	DL	0	3	
2519	LOAD Z	10011007		0.00	-.148	2.54	-.148			GLOB	UNIF	DL	0	3	
2520	LOAD Z	10071010		0.00	-.148	2.54	-.148			GLOB	UNIF	DL	0	3	
2521	LOAD Z	10031008		0.00	-.148	2.54	-.148			GLOB	UNIF	DL	0	3	
2522	LOAD Z	10081011		0.00	-.148	2.54	-.148			GLOB	UNIF	DL	0	3	
2523	LOAD Z	10091009		0.00	-.148	2.53	-.148			GLOB	UNIF	DL	0	3	
2524	LOAD Z	10091012		0.00	-.148	2.54	-.148			GLOB	UNIF	DL	0	3	
2525	LOAD Z	101	201	0.00	-.310	15.00	-.310			GLOB	UNIF	DL	0	3	
2526	LOAD Z	103	203	0.00	-.310	15.00	-.310			GLOB	UNIF	DL	0	3	
2527	LOAD Z	106	206	0.00	-.310	15.00	-.310			GLOB	UNIF	DL	0	3	
2528	LOAD Z	201	301	0.00	-.310	11.70	-.310			GLOB	UNIF	DL	0	3	
2529	LOAD Z	201	301	11.70	.004	3.30	.004			GLOB	UNIF	DL	0	3	
2530	LOAD Z	203	303	0.00	-.310	11.70	-.310			GLOB	UNIF	DL	0	3	
2531	LOAD Z	203	303	11.70	.004	3.30	.004			GLOB	UNIF	DL	0	3	
2532	LOAD Z	206	306	0.00	-.310	11.70	-.310			GLOB	UNIF	DL	0	3	

```
                  1    1    2    2    3    3    4    4    5    5    6    6    7    7    8
LINE NO. 1...5....0....5....0....5....0....5....0....5....0....5....0....5....0....5....0

   2993  LOAD Z  206 306   11.70   .004   3.30   .004                  GLOB UNIF     DL 0 3
   2994  LOAD Z  301 401    0.00   .004  28.50   .004                  GLOB UNIF     DL 0 3
   2995  LOAD Z  303 403    0.00   .004  28.50   .004                  GLOB UNIF     DL 0 3
   2996  LOAD Z  306 406    0.00   .004  28.50   .004                  GLOB UNIF     DL 0 3
   2997  LOAD Z  401 501    0.00  -.752   4.56  -.752                  GLOB UNIF     DL 0 3
   2998  LOAD Z  403 503    0.00  -.752   4.56  -.752                  GLOB UNIF     DL 0 3
   2999  LOAD Z  406 506    0.00  -.752   4.56  -.752                  GLOB UNIF     DL 0 3
   3000  LOAD Z  501 601    0.00  -.641   6.08  -.641                  GLOB UNIF     DL 0 3
   3001  LOAD Z  503 603    0.00  -.641   6.08  -.641                  GLOB UNIF     DL 0 3
   3002  LOAD Z  506 606    0.00  -.641   6.08  -.641                  GLOB UNIF     DL 0 3
   3003  LOAD Z  601 631    0.00  -.641   6.08  -.641                  GLOB UNIF     DL 0 3
   3004  LOAD Z  603 633    0.00  -.641   6.08  -.641                  GLOB UNIF     DL 0 3
   3005  LOAD Z  606 636    0.00  -.641   6.08  -.641                  GLOB UNIF     DL 0 3
   3006  LOAD Z  631 651    0.00   .050   6.08   .050                  GLOB UNIF     DL 0 3
   3007  LOAD Z  633 653    0.00   .050   6.08   .050                  GLOB UNIF     DL 0 3
   3008  LOAD Z  636 656    0.00   .050   6.08   .050                  GLOB UNIF     DL 0 3
   3009  LOAD Z  651 701    0.00   .050   7.10   .050                  GLOB UNIF     DL 0 3
   3010  LOAD Z  653 703    0.00   .050   7.10   .050                  GLOB UNIF     DL 0 3
   3011  LOAD Z  656 706    0.00   .050   7.10   .050                  GLOB UNIF     DL 0 3
   3012  LOAD Z  701 801    0.00   .482  34.47   .482                  GLOB UNIF     DL 0 3
   3013  LOAD Z  703 803    0.00   .482  34.47   .482                  GLOB UNIF     DL 0 3
   3014  LOAD Z  706 806    0.00   .482  34.47   .482                  GLOB UNIF     DL 0 3
   3015  LOAD Z  8011001    0.00   .482  34.47   .482                  GLOB UNIF     DL 0 3
   3016  LOAD Z  8031003    0.00   .482  34.47   .482                  GLOB UNIF     DL 0 3
   3017  LOAD Z  8061006    0.00   .482  34.47   .482                  GLOB UNIF     DL 0 3
   3018  LOAD Z  401 510    0.00  -.654   4.57  -.654                  GLOB UNIF     DL 0 3
   3019  LOAD Z  403 511    0.00  -.654   4.57  -.654                  GLOB UNIF     DL 0 3
   3020  LOAD Z  406 512    0.00  -.654   4.57  -.654                  GLOB UNIF     DL 0 3
   3021  LOAD Z  510 710    0.00  -.654  25.34  -.654                  GLOB UNIF     DL 0 3
   3022  LOAD Z  511 711    0.00  -.654  25.34  -.654                  GLOB UNIF     DL 0 3
   3023  LOAD Z  512 712    0.00  -.654  25.35  -.654                  GLOB UNIF     DL 0 3
   3024  LOAD Z  710 810    0.00  -.743  34.47  -.743                  GLOB UNIF     DL 0 3
   3025  LOAD Z  711 811    0.00  -.743  34.47  -.743                  GLOB UNIF     DL 0 3
   3026  LOAD Z  712 812    0.00  -.743  34.47  -.743                  GLOB UNIF     DL 0 3
   3027  LOAD Z  8101010    0.00  -.743  34.47  -.743                  GLOB UNIF     DL 0 3
   3028  LOAD Z  8111011    0.00  -.743  34.47  -.743                  GLOB UNIF     DL 0 3
   3029  LOAD Z  8121012    0.00  -.743  34.47  -.743                  GLOB UNIF     DL 0 3
   3030  LOADCN   4
   3031  LOAD X  401 510    0.00    390                                GLOB CONC     WN 0 4
   3032  LOAD Y  401 510                                0.00 236476    GLOB MOMT     WN 0 4
   3033  LOAD Y  401 510    0.00    676                                GLOB CONC     WN 0 4
   3034  LOAD X  401 510                                0.00-409588    GLOB MOMT     WN 0 4
   3035  LOAD X  403 511    0.00    390                                GLOB CONC     WN 0 4
   3036  LOAD Y  403 511                                0.00 236476    GLOB MOMT     WN 0 4
   3037  LOAD Y  403 511    0.00    676                                GLOB CONC     WN 0 4
   3038  LOAD X  403 511                                0.00-409588    GLOB MOMT     WN 0 4
   3039  LOAD X  406 512    0.00    390                                GLOB CONC     WN 0 4
   3040  LOAD Y  406 512                                0.00 236476    GLOB MOMT     WN 0 4
   3041  LOAD Y  406 512    0.00    676                                GLOB CONC     WN 0 4
   3042  LOAD X  406 512                                0.00-409588    GLOB MOMT     WN 0 4
```

LINE NO.																							
3043	LOAD	X	201	303	14.95	20	3.54	24					GLOB	UNIF		WV	0	4					
3044	LOAD	Y	201	303	14.95	98	3.54	116					GLOB	UNIF		WV	0	4					
3045	LOAD	Z	201	303	14.95-	38	3.54-	46					GLOB	UNIF		WV	0	4					
3046	LOAD	X	201	303	10.49	24	3.54	27					GLOB	UNIF		WV	0	4					
3047	LOAD	Y	201	303	10.49	116	3.54	130					GLOB	UNIF		WV	0	4					
3048	LOAD	Z	201	303	10.49-	46	3.54-	53					GLOB	UNIF		WV	0	4					
3049	LOAD	X	201	303	22.03	27	3.54	28					GLOB	UNIF		WV	0	4					
3050	LOAD	Y	201	303	22.03	130	3.54	132					GLOB	UNIF		WV	0	4					
3051	LOAD	Z	201	303	22.03-	53	3.54-	55					GLOB	UNIF		WV	0	4					
3052	LOAD	X	201	303	25.57	28	3.54	29					GLOB	UNIF		WV	0	4					
3053	LOAD	Y	201	303	25.57	132	3.54	133					GLOB	UNIF		WV	0	4					
3054	LOAD	Z	201	303	25.57-	55	3.54-	55					GLOB	UNIF		WV	0	4					
3055	LOAD	X	201	303	29.11	29	3.54	29					GLOB	UNIF		WV	0	4					
3056	LOAD	Y	201	303	29.11	133	3.54	133					GLOB	UNIF		WV	0	4					
3057	LOAD	Z	201	303	29.11-	55	3.54-	56					GLOB	UNIF		WV	0	4					
3058	LOAD	X	206	301	22.83		.98	141					GLOB	UNIF		WV	0	4					
3059	LOAD	Y	206	301	22.83		.98	117					GLOB	UNIF		WV	0	4					
3060	LOAD	Z	206	301	22.83		.98-	60					GLOB	UNIF		WV	0	4					
3061	LOAD	X	206	301	23.81	141	.98						GLOB	UNIF		WV	0	4					
3062	LOAD	Y	206	301	23.81	117	.98						GLOB	UNIF		WV	0	4					
3063	LOAD	Z	206	301	23.81-	60	.98						GLOB	UNIF		WV	0	4					
3064	LOAD	X	206	301	25.78		.98	154					GLOB	UNIF		WV	0	4					
3065	LOAD	Y	206	301	25.78		.98	131					GLOB	UNIF		WV	0	4					
3066	LOAD	Z	206	301	25.78		.98-	71					GLOB	UNIF		WV	0	4					
3067	LOAD	X	206	301	26.76	154	.98	158					GLOB	UNIF		WV	0	4					
3068	LOAD	Y	206	301	26.76	131	.98	136					GLOB	UNIF		WV	0	4					
3069	LOAD	Z	206	301	26.76-	71	.98-	75					GLOB	UNIF		WV	0	4					
3070	LOAD	X	206	301	27.74	158	.98	162					GLOB	UNIF		WV	0	4					
3071	LOAD	Y	206	301	27.74	136	.98	140					GLOB	UNIF		WV	0	4					
3072	LOAD	Z	206	301	27.74-	75	.98-	78					GLOB	UNIF		WV	0	4					
3073	LOAD	X	206	301	28.72	162	.98	166					GLOB	UNIF		WV	0	4					
3074	LOAD	Y	206	301	28.72	140	.98	145					GLOB	UNIF		WV	0	4					
3075	LOAD	Z	206	301	28.72-	78	.98-	82					GLOB	UNIF		WV	0	4					
3076	LOAD	X	206	301	29.70	166	.98	169					GLOB	UNIF		WV	0	4					
3077	LOAD	Y	206	301	29.70	145	.98	149					GLOB	UNIF		WV	0	4					
3078	LOAD	Z	206	301	29.70-	82	.98-	85					GLOB	UNIF		WV	0	4					
3079	LOAD	X	206	301	30.68	169	.98	173					GLOB	UNIF		WV	0	4					
3080	LOAD	Y	206	301	30.68	149	.98	153					GLOB	UNIF		WV	0	4					
3081	LOAD	Z	206	301	30.68-	85	.98-	89					GLOB	UNIF		WV	0	4					
3082	LOAD	X	206	301	31.66	173	.98	176					GLOB	UNIF		WV	0	4					
3083	LOAD	Y	206	301	31.66	153	.98	157					GLOB	UNIF		WV	0	4					
3084	LOAD	Z	206	301	31.66-	89	.98-	92					GLOB	UNIF		WV	0	4					
3085	LOAD	X	301	403	0.00	50	8.13	61					GLOB	UNIF		WV	0	4					
3086	LOAD	Y	301	403	0.00	145	8.13	172					GLOB	UNIF		WV	0	4					
3087	LOAD	Z	301	403	0.00-	51	8.13-	62					GLOB	UNIF		WV	0	4					
3088	LOAD	X	301	403	8.13	51	8.13	62					GLOB	UNIF		WV	0	4					
3089	LOAD	Y	301	403	8.13	172	8.13	172					GLOB	UNIF		WV	0	4					
3090	LOAD	Z	301	403	8.13-	62	8.13-	63					GLOB	UNIF		WV	0	4					
3091	LOAD	X	301	403	16.26	62	8.13	59					GLOB	UNIF		WV	0	4					
3092	LOAD	Y	301	403	16.26	172	8.13	159					GLOB	UNIF		WV	0	4					

| LINE NO. | | |

LINE	ID.	1...5	1...0	1...5	2...0	2...5	3...0	3...5	4...0	4...5	5...0	5...5	6...0	6...5	7...0	7...5	8...0
3143	LOAD	X	501	506	21.50		59	2.39					GLOB	UNIF		WY 0 4	
3144	LOAD	Y	501	506	21.50		34	2.39					GLOB	UNIF		WY 0 4	
3145	LOAD	Z	501	506	21.50		09	2.39					GLOB	UNIF		WY 0 4	
3146	LOAD	Y	501	502	0.00		61	3.03	61				GLOB	UNIF		WY 0 4	
3147	LOAD	Z	501	502	0.00-		09	3.03-	09				GLOB	UNIF		WY 0 4	
3148	LOAD	Y	501	502	3.03		61	3.03	60				GLOB	UNIF		WY 0 4	
3149	LOAD	Z	501	502	3.03-		09	3.03-	09				GLOB	UNIF		WY 0 4	
3150	LOAD	Y	501	502	6.06		60	3.03	60				GLOB	UNIF		WY 0 4	
3151	LOAD	Z	501	502	6.06-		09	3.03-	09				GLOB	UNIF		WY 0 4	
3152	LOAD	Y	501	502	9.09		60	3.03	60				GLOB	UNIF		WY 0 4	
3153	LOAD	Z	501	502	9.09-		09	3.03-	10				GLOB	UNIF		WY 0 4	
3154	LOAD	Y	501	502	12.12		60	3.03	60				GLOB	UNIF		WY 0 4	
3155	LOAD	Z	501	502	12.12-		10	3.03-	10				GLOB	UNIF		WY 0 4	
3156	LOAD	Y	502	503	0.00		60	3.03	60				GLOB	UNIF		WY 0 4	
3157	LOAD	Z	502	503	0.00-		10	3.03-	10				GLOB	UNIF		WY 0 4	
3158	LOAD	Y	502	503	3.03		60	3.03	59				GLOB	UNIF		WY 0 4	
3159	LOAD	Z	502	503	3.03-		10	3.03-	10				GLOB	UNIF		WY 0 4	
3160	LOAD	Y	502	503	6.06		59	3.03	58				GLOB	UNIF		WY 0 4	
3161	LOAD	Z	502	503	6.06-		10	3.03-	10				GLOB	UNIF		WY 0 4	
3162	LOAD	Y	502	503	9.09		58	3.03	58				GLOB	UNIF		WY 0 4	
3163	LOAD	Z	502	503	9.09-		10	3.03-	10				GLOB	UNIF		WY 0 4	
3164	LOAD	Y	502	503	12.12		58	3.03	57				GLOB	UNIF		WY 0 4	
3165	LOAD	Z	502	503	12.12-		10	3.03-	10				GLOB	UNIF		WY 0 4	
3166	LOAD	Z	503	505	0.00-		10	3.03-	10				GLOB	UNIF		WY 0 4	
3167	LOAD	Z	503	505	3.03-		10	3.03-	10				GLOB	UNIF		WY 0 4	
3168	LOAD	Z	503	505	6.06-		10	3.03-	10				GLOB	UNIF		WY 0 4	
3169	LOAD	Z	503	505	9.09-		10	3.03-	09				GLOB	UNIF		WY 0 4	
3170	LOAD	Z	503	505	12.12-		09	3.03-	09				GLOB	UNIF		WY 0 4	
3171	LOAD	Z	505	506	0.00-		09	3.03-	08				GLOB	UNIF		WY 0 4	
3172	LOAD	Z	505	506	3.03-		08	3.03-	07				GLOB	UNIF		WY 0 4	
3173	LOAD	Z	505	506	6.06-		07	3.03-	06				GLOB	UNIF		WY 0 4	
3174	LOAD	Z	505	506	9.09-		06	3.03-	05				GLOB	UNIF		WY 0 4	
3175	LOAD	Z	505	506	12.12-		05	3.03-	03				GLOB	UNIF		WY 0 4	
3176	LOAD	X	501	504	0.00		53	3.03	53				GLOB	UNIF		WY 0 4	
3177	LOAD	Y	501	504	0.00		30	3.03	30				GLOB	UNIF		WY 0 4	
3178	LOAD	Z	501	504	0.00-		09	3.03-	08				GLOB	UNIF		WY 0 4	
3179	LOAD	X	501	504	3.03		53	3.03	52				GLOB	UNIF		WY 0 4	
3180	LOAD	Y	501	504	3.03		30	3.03	30				GLOB	UNIF		WY 0 4	
3181	LOAD	Z	501	504	3.03-		08	3.03-	08				GLOB	UNIF		WY 0 4	
3182	LOAD	X	501	504	6.06		52	3.03	52				GLOB	UNIF		WY 0 4	
3183	LOAD	Y	501	504	6.06		30	3.03	30				GLOB	UNIF		WY 0 4	
3184	LOAD	Z	501	504	6.06-		08	3.03-	07				GLOB	UNIF		WY 0 4	
3185	LOAD	X	501	504	9.09		52	3.03	52				GLOB	UNIF		WY 0 4	
3186	LOAD	Y	501	504	9.09		30	3.03	30				GLOB	UNIF		WY 0 4	
3187	LOAD	Z	501	504	9.09-		07	3.03-	07				GLOB	UNIF		WY 0 4	
3188	LOAD	X	501	504	12.12		52	3.03	52				GLOB	UNIF		WY 0 4	
3189	LOAD	Y	501	504	12.12		30	3.03	30				GLOB	UNIF		WY 0 4	
3190	LOAD	Z	501	504	12.12-		07	3.03-	06				GLOB	UNIF		WY 0 4	
3191	LOAD	X	504	506	0.00		52	3.03	52				GLOB	UNIF		WY 0 4	
3192	LOAD	Y	504	506	0.00		30	3.03	30				GLOB	UNIF		WY 0 4	

LINE NO.																	
3193	LOAD	Z	504	506	0.00-	06	3.03-	06			GLOB	UNIF		WV	0	4	
3194	LOAD	X	504	506	3.03	52	3.03	51			GLOB	UNIF		WV	0	4	
3195	LOAD	Y	504	506	3.03	30	3.03	30			GLOB	UNIF		WV	0	4	
3196	LOAD	Z	504	506	3.03-	06	3.03-	05			GLOB	UNIF		WV	0	4	
3197	LOAD	X	504	506	6.06	51	3.03	51			GLOB	UNIF		WV	0	4	
3198	LOAD	Y	504	506	6.06	30	3.03	29			GLOB	UNIF		WV	0	4	
3199	LOAD	Z	504	506	6.06-	05	3.03-	05			GLOB	UNIF		WV	0	4	
3200	LOAD	X	504	506	9.09	51	3.03	50			GLOB	UNIF		WV	0	4	
3201	LOAD	Y	504	506	9.09	29	3.03	29			GLOB	UNIF		WV	0	4	
3202	LOAD	Z	504	506	9.09-	05	3.03-	04			GLOB	UNIF		WV	0	4	
3203	LOAD	X	504	506	12.12	50	3.03	50			GLOB	UNIF		WV	0	4	
3204	LOAD	Y	504	506	12.12	29	3.03	29			GLOB	UNIF		WV	0	4	
3205	LOAD	Z	504	506	12.12-	04	3.03-	03			GLOB	UNIF		WV	0	4	
3206	LOAD	Z	502	504	0.00-	04	3.03-	04			GLOB	UNIF		WV	0	4	
3207	LOAD	Z	502	504	3.03-	04	3.03-	04			GLOB	UNIF		WV	0	4	
3208	LOAD	Z	502	504	6.06-	04	3.03-	03			GLOB	UNIF		WV	0	4	
3209	LOAD	Z	502	504	9.09-	03	3.03-	03			GLOB	UNIF		WV	0	4	
3210	LOAD	Z	502	504	12.12-	03	3.03-	02			GLOB	UNIF		WV	0	4	
3211	LOAD	X	502	505	0.00	35	3.03	35			GLOB	UNIF		WV	0	4	
3212	LOAD	Y	502	505	0.00	20	3.03	20			GLOB	UNIF		WV	0	4	
3213	LOAD	Z	502	505	0.00-	04	3.03-	04			GLOB	UNIF		WV	0	4	
3214	LOAD	X	502	505	3.03	35	3.03	35			GLOB	UNIF		WV	0	4	
3215	LOAD	Y	502	505	3.03	20	3.03	20			GLOB	UNIF		WV	0	4	
3216	LOAD	Z	502	505	3.03-	04	3.03-	04			GLOB	UNIF		WV	0	4	
3217	LOAD	X	502	505	6.06	35	3.03	35			GLOB	UNIF		WV	0	4	
3218	LOAD	Y	502	505	6.06	20	3.03	20			GLOB	UNIF		WV	0	4	
3219	LOAD	Z	502	505	6.06-	04	3.03-	04			GLOB	UNIF		WV	0	4	
3220	LOAD	X	502	505	9.09	35	3.03	35			GLOB	UNIF		WV	0	4	
3221	LOAD	Y	502	505	9.09	20	3.03	20			GLOB	UNIF		WV	0	4	
3222	LOAD	Z	502	505	9.09-	04	3.03-	04			GLOB	UNIF		WV	0	4	
3223	LOAD	X	502	505	12.12	35	3.03	35			GLOB	UNIF		WV	0	4	
3224	LOAD	Y	502	505	12.12	20	3.03	20			GLOB	UNIF		WV	0	4	
3225	LOAD	Z	502	505	12.12-	04	3.03-	04			GLOB	UNIF		WV	0	4	
3226	LOAD	Y	504	505	0.00	39	3.03	39			GLOB	UNIF		WV	0	4	
3227	LOAD	Z	504	505	0.00-	02	3.03-	03			GLOB	UNIF		WV	0	4	
3228	LOAD	Y	504	505	3.03	39	3.03	40			GLOB	UNIF		WV	0	4	
3229	LOAD	Z	504	505	3.03-	03	3.03-	03			GLOB	UNIF		WV	0	4	
3230	LOAD	Y	504	505	6.06	40	3.03	40			GLOB	UNIF		WV	0	4	
3231	LOAD	Z	504	505	6.06-	03	3.03-	03			GLOB	UNIF		WV	0	4	
3232	LOAD	Y	504	505	9.10	40	3.03	40			GLOB	UNIF		WV	0	4	
3233	LOAD	Z	504	505	9.10-	03	3.03-	03			GLOB	UNIF		WV	0	4	
3234	LOAD	Y	504	505	12.13	40	3.03	40			GLOB	UNIF		WV	0	4	
3235	LOAD	Z	504	505	12.13-	03	3.03-	04			GLOB	UNIF		WV	0	4	
3236	LOAD	X	501	513	0.00	26	.60	26			GLOB	UNIF		WV	0	4	
3237	LOAD	Y	501	513	0.00	45	.60	45			GLOB	UNIF		WV	0	4	
3238	LOAD	Z	501	513	0.00-	05	.60-	05			GLOB	UNIF		WV	0	4	
3239	LOAD	X	501	513	.60	26	.60	26			GLOB	UNIF		WV	0	4	
3240	LOAD	Y	501	513	.60	45	.60	45			GLOB	UNIF		WV	0	4	
3241	LOAD	Z	501	513	.60-	05	.60-	05			GLOB	UNIF		WV	0	4	
3242	LOAD	X	501	513	1.20	26	.60	26			GLOB	UNIF		WV	0	4	

| LINE NO. | | |

```
                  1    1    2    2    3    3    4    4    5    5    6    6    7    7    8
LINE NO. 1...5....0....5....0....5....0....5....0....5....0....5....0....5....0....5....0

   3293  LOAD Z  601 611   3.60-   06   1.20-   07                GLOB UNIF     WV 0 4
   3294  LOAD X  601 611   4.80    26   1.20    26                GLOB UNIF     WV 0 4
   3295  LOAD Z  601 611   4.80-   07   1.20-   07                GLOB UNIF     WV 0 4
   3296  LOAD X  603 613   0.00    25   1.20    25                GLOB UNIF     WV 0 4
   3297  LOAD Z  603 613   0.00-   07   1.20-   07                GLOB UNIF     WV 0 4
   3298  LOAD X  603 613   1.20    25   1.20    25                GLOB UNIF     WV 0 4
   3299  LOAD Z  603 613   1.20-   07   1.20-   07                GLOB UNIF     WV 0 4
   3300  LOAD X  603 613   2.40    25   1.20    25                GLOB UNIF     WV 0 4
   3301  LOAD Z  603 613   2.40-   07   1.20-   07                GLOB UNIF     WV 0 4
   3302  LOAD X  603 613   3.60    25   1.20    24                GLOB UNIF     WV 0 4
   3303  LOAD Z  603 613   3.60-   07   1.20-   07                GLOB UNIF     WV 0 4
   3304  LOAD X  603 613   4.80    24   1.20    24                GLOB UNIF     WV 0 4
   3305  LOAD Z  603 613   4.80-   07   1.20-   07                GLOB UNIF     WV 0 4
   3306  LOAD X  651 661   0.00    25   1.00    25                GLOB UNIF     WV 0 4
   3307  LOAD Z  651 661   0.00-   02   1.00-   02                GLOB UNIF     WV 0 4
   3308  LOAD X  651 661   1.00    25   1.00    25                GLOB UNIF     WV 0 4
   3309  LOAD Z  651 661   1.00-   02   1.00-   02                GLOB UNIF     WV 0 4
   3310  LOAD X  651 661   2.00    25   1.00    25                GLOB UNIF     WV 0 4
   3311  LOAD Z  651 661   2.00-   02   1.00-   02                GLOB UNIF     WV 0 4
   3312  LOAD X  651 661   3.00    25   1.00    25                GLOB UNIF     WV 0 4
   3313  LOAD Z  651 661   3.00-   02   1.00-   02                GLOB UNIF     WV 0 4
   3314  LOAD X  651 661   4.00    25   1.00    25                GLOB UNIF     WV 0 4
   3315  LOAD Z  651 661   4.00-   02   1.00-   02                GLOB UNIF     WV 0 4
   3316  LOAD X  653 663   0.00    25   1.00    25                GLOB UNIF     WV 0 4
   3317  LOAD Z  653 663   0.00-   02   1.00-   03                GLOB UNIF     WV 0 4
   3318  LOAD X  653 663   1.00    25   1.00    25                GLOB UNIF     WV 0 4
   3319  LOAD Z  653 663   1.00-   03   1.00-   03                GLOB UNIF     WV 0 4
   3320  LOAD X  653 663   2.00    25   1.00    25                GLOB UNIF     WV 0 4
   3321  LOAD Z  653 663   2.00-   03   1.00-   03                GLOB UNIF     WV 0 4
   3322  LOAD X  653 663   3.00    25   1.00    25                GLOB UNIF     WV 0 4
   3323  LOAD Z  653 663   3.00-   03   1.00-   03                GLOB UNIF     WV 0 4
   3324  LOAD X  653 663   4.00    25   1.00    24                GLOB UNIF     WV 0 4
   3325  LOAD Z  653 663   4.00-   03   1.00-   03                GLOB UNIF     WV 0 4
   3326  LOAD Y  611 612   0.00    39   3.20    39                GLOB UNIF     WV 0 4
   3327  LOAD Z  611 612   0.00-   05   3.20-   05                GLOB UNIF     WV 0 4
   3328  LOAD Y  611 612   3.20    39   3.20    39                GLOB UNIF     WV 0 4
   3329  LOAD Z  611 612   3.20-   05   3.20-   05                GLOB UNIF     WV 0 4
   3330  LOAD Y  611 612   6.40    39   3.20    39                GLOB UNIF     WV 0 4
   3331  LOAD Z  611 612   6.40-   05   3.20-   05                GLOB UNIF     WV 0 4
   3332  LOAD Y  611 612   9.61    39   3.20    38                GLOB UNIF     WV 0 4
   3333  LOAD Z  611 612   9.61-   05   3.20-   05                GLOB UNIF     WV 0 4
   3334  LOAD Y  611 612  12.81    38   3.20    38                GLOB UNIF     WV 0 4
   3335  LOAD Z  611 612  12.81-   05   3.20-   05                GLOB UNIF     WV 0 4
   3336  LOAD Y  612 613   0.00    38   3.20    38                GLOB UNIF     WV 0 4
   3337  LOAD Z  612 613   0.00-   05   3.20-   05                GLOB UNIF     WV 0 4
   3338  LOAD Y  612 613   3.20    38   3.20    37                GLOB UNIF     WV 0 4
   3339  LOAD Z  612 613   3.20-   05   3.20-   05                GLOB UNIF     WV 0 4-
   3340  LOAD Y  612 613   6.40    37   3.20    37                GLOB UNIF     WV 0 4
   3341  LOAD Z  612 613   6.40-   05   3.20-   05                GLOB UNIF     WV 0 4
   3342  LOAD Y  612 613   9.61    37   3.20    37                GLOB UNIF     WV 0 4
```

LINE NO.																			
3343	LOAD	Z	012	013	9.81-	05	3.20-	05					GLOB	UNIF		WY	0	4	
3344	LOAD	Y	012	013	12.81	37	3.20	36					GLOB	UNIF		WY	0	4	
3345	LOAD	Z	012	013	12.81-	05	3.20-	05					GLOB	UNIF		WY	0	4	
3346	LOAD	Y	001	002	0.00	68	3.55	68					GLOB	UNIF		WY	0	4	
3347	LOAD	Z	001	002	0.00-	05	3.55-	05					GLOB	UNIF		WY	0	4	
3348	LOAD	Y	001	002	3.55	68	3.55	68					GLOB	UNIF		WY	0	4	
3349	LOAD	Z	001	002	3.55-	05	3.55-	05					GLOB	UNIF		WY	0	4	
3350	LOAD	Y	001	002	7.10	68	3.55	68					GLOB	UNIF		WY	0	4	
3351	LOAD	Z	001	002	7.10-	05	3.55-	05					GLOB	UNIF		WY	0	4	
3352	LOAD	Y	001	002	10.64	68	3.55	67					GLOB	UNIF		WY	0	4	
3353	LOAD	Z	001	002	10.64-	05	3.55-	05					GLOB	UNIF		WY	0	4	
3354	LOAD	Y	001	002	14.19	67	3.55	67					GLOB	UNIF		WY	0	4	
3355	LOAD	Z	001	002	14.19-	05	3.55-	05					GLOB	UNIF		WY	0	4	
3356	LOAD	Y	002	003	0.00	67	3.55	66					GLOB	UNIF		WY	0	4	
3357	LOAD	Z	002	003	0.00-	05	3.55-	05					GLOB	UNIF		WY	0	4	
3358	LOAD	Y	002	003	3.55	66	3.55	66					GLOB	UNIF		WY	0	4	
3359	LOAD	Z	002	003	3.55-	05	3.55-	05					GLOB	UNIF		WY	0	4	
3360	LOAD	Y	002	003	7.10	66	3.55	65					GLOB	UNIF		WY	0	4	
3361	LOAD	Z	002	003	7.10-	05	3.55-	05					GLOB	UNIF		WY	0	4	
3362	LOAD	Y	002	003	10.64	65	3.55	65					GLOB	UNIF		WY	0	4	
3363	LOAD	Z	002	003	10.64-	05	3.55-	06					GLOB	UNIF		WY	0	4	
3364	LOAD	Y	002	003	14.19	65	3.55	64					GLOB	UNIF		WY	0	4	
3365	LOAD	Z	002	003	14.19-	06	3.55-	06					GLOB	UNIF		WY	0	4	
3366	LOAD	X	011	001	0.00	52	2.42	50					GLOB	UNIF		WY	0	4	
3367	LOAD	Y	011	001	0.00	100	2.42	95					GLOB	UNIF		WY	0	4	
3368	LOAD	Z	011	001	0.00	07	2.42	07					GLOB	UNIF		WY	0	4	
3369	LOAD	X	011	001	2.42	50	2.42	47					GLOB	UNIF		WY	0	4	
3370	LOAD	Y	011	001	2.42	95	2.42	90					GLOB	UNIF		WY	0	4	
3371	LOAD	Z	011	001	2.42	07	2.42	07					GLOB	UNIF		WY	0	4	
3372	LOAD	X	011	001	4.85	47	2.42	45					GLOB	UNIF		WY	0	4	
3373	LOAD	Y	011	001	4.85	90	2.42	86					GLOB	UNIF		WY	0	4	
3374	LOAD	Z	011	001	4.85	07	2.42	06					GLOB	UNIF		WY	0	4	
3375	LOAD	X	011	001	7.27	45	2.42	43					GLOB	UNIF		WY	0	4	
3376	LOAD	Y	011	001	7.27	86	2.42	82					GLOB	UNIF		WY	0	4	
3377	LOAD	Z	011	001	7.27	06	2.42	06					GLOB	UNIF		WY	0	4	
3378	LOAD	X	011	001	9.70	43	2.42	41					GLOB	UNIF		WY	0	4	
3379	LOAD	Y	011	001	9.70	82	2.42	79					GLOB	UNIF		WY	0	4	
3380	LOAD	Z	011	001	9.70	06	2.42	06					GLOB	UNIF		WY	0	4	
3381	LOAD	X	012	002	0.00	36	2.40	35					GLOB	UNIF		WY	0	4	
3382	LOAD	Y	012	002	0.00	63	2.40	60					GLOB	UNIF		WY	0	4	
3383	LOAD	X	012	002	2.40	35	2.40	33					GLOB	UNIF		WY	0	4	
3384	LOAD	Y	012	002	2.40	60	2.40	57					GLOB	UNIF		WY	0	4	
3385	LOAD	X	012	002	4.80	33	2.40	31					GLOB	UNIF		WY	0	4	
3386	LOAD	Y	012	002	4.80	57	2.40	54					GLOB	UNIF		WY	0	4	
3387	LOAD	X	012	002	7.20	31	2.40	30					GLOB	UNIF		WY	0	4	
3388	LOAD	Y	012	002	7.20	54	2.40	52					GLOB	UNIF		WY	0	4	
3389	LOAD	X	012	002	9.60	30	2.40	28					GLOB	UNIF		WY	0	4	
3390	LOAD	Y	012	002	9.60	52	2.40	49					GLOB	UNIF		WY	0	4	
3391	LOAD	X	013	003	0.00	52	2.42	50					GLOB	UNIF		WY	0	4	
3392	LOAD	Y	013	003	0.00	85	2.42	80					GLOB	UNIF		WY	0	4	

```
LINE NO. 1...5....0....5....0....5....0....5....0....5....0....5....0....5....0....5....0....5....0
```

3393	LOAD	Z	613	663	0.00-	07	2.42-	07			GLOB	UNIF		WV	0	4	
3394	LOAD	X	613	663	2.42	50	2.42	47			GLOB	UNIF		WV	0	4	
3395	LOAD	Y	613	663	2.42	80	2.42	76			GLOB	UNIF		WV	0	4	
3396	LOAD	Z	613	663	2.42-	07	2.42-	07			GLOB	UNIF		WV	0	4	
3397	LOAD	X	613	663	4.85	47	2.42	45			GLOB	UNIF		WV	0	4	
3398	LOAD	Y	613	663	4.85	76	2.42	72			GLOB	UNIF		WV	0	4	
3399	LOAD	Z	613	663	4.85-	07	2.42-	06			GLOB	UNIF		WV	0	4	
3400	LOAD	X	613	663	7.27	45	2.42	43			GLOB	UNIF		WV	0	4	
3401	LOAD	Y	613	663	7.27	72	2.42	69			GLOB	UNIF		WV	0	4	
3402	LOAD	Z	613	663	7.27-	06	2.42-	06			GLOB	UNIF		WV	0	4	
3403	LOAD	X	613	663	9.70	43	2.42	41			GLOB	UNIF		WV	0	4	
3404	LOAD	Y	613	663	9.70	69	2.42	66			GLOB	UNIF		WV	0	4	
3405	LOAD	Z	613	663	9.70-	06	2.42-	06			GLOB	UNIF		WV	0	4	
3406	LOAD	X	501	632	0.00	19	4.05	18			GLOB	UNIF		WV	0	4	
3407	LOAD	Y	501	632	0.00	76	4.05	70			GLOB	UNIF		WV	0	4	
3408	LOAD	Z	501	632	0.00-	33	4.05-	31			GLOB	UNIF		WV	0	4	
3409	LOAD	X	501	632	4.05	18	4.05	18			GLOB	UNIF		WV	0	4	
3410	LOAD	Y	501	632	4.05	70	4.05	66			GLOB	UNIF		WV	0	4	
3411	LOAD	Z	501	632	4.05-	31	4.05-	30			GLOB	UNIF		WV	0	4	
3412	LOAD	X	501	632	8.10	18	4.05	17			GLOB	UNIF		WV	0	4	
3413	LOAD	Y	501	632	8.10	66	4.05	63			GLOB	UNIF		WV	0	4	
3414	LOAD	Z	501	632	8.10-	30	4.05-	28			GLOB	UNIF		WV	0	4	
3415	LOAD	X	501	632	12.15	17	4.05	16			GLOB	UNIF		WV	0	4	
3416	LOAD	Y	501	632	12.15	63	4.05	59			GLOB	UNIF		WV	0	4	
3417	LOAD	Z	501	632	12.15-	28	4.05-	27			GLOB	UNIF		WV	0	4	
3418	LOAD	X	501	632	16.20	16	4.05	15			GLOB	UNIF		WV	0	4	
3419	LOAD	Y	501	632	16.20	59	4.05	56			GLOB	UNIF		WV	0	4	
3420	LOAD	Z	501	632	16.20-	27	4.05-	26			GLOB	UNIF		WV	0	4	
3421	LOAD	X	503	635	0.00	14	4.05	13			GLOB	UNIF		WV	0	4	
3422	LOAD	Y	503	635	0.00	17	4.05	16			GLOB	UNIF		WV	0	4	
3423	LOAD	Z	503	635	0.00	29	4.05	28			GLOB	UNIF		WV	0	4	
3424	LOAD	X	503	635	4.05	13	4.05	13			GLOB	UNIF		WV	0	4	
3425	LOAD	Y	503	635	4.05	16	4.05	16			GLOB	UNIF		WV	0	4	
3426	LOAD	Z	503	635	4.05	28	4.05	27			GLOB	UNIF		WV	0	4	
3427	LOAD	X	503	635	8.10	13	4.05	13			GLOB	UNIF		WV	0	4	
3428	LOAD	Y	503	635	8.10	16	4.05	15			GLOB	UNIF		WV	0	4	
3429	LOAD	Z	503	635	8.10	27	4.05	27			GLOB	UNIF		WV	0	4	
3430	LOAD	X	503	635	12.15	13	4.05	12			GLOB	UNIF		WV	0	4	
3431	LOAD	Y	503	635	12.15	15	4.05	15			GLOB	UNIF		WV	0	4	
3432	LOAD	Z	503	635	12.15	27	4.05	26			GLOB	UNIF		WV	0	4	
3433	LOAD	X	503	635	16.20	12	4.05	12			GLOB	UNIF		WV	0	4	
3434	LOAD	Y	503	635	16.20	15	4.05	14			GLOB	UNIF		WV	0	4	
3435	LOAD	Z	503	635	16.20	26	4.05	25			GLOB	UNIF		WV	0	4	
3436	LOAD	X	506	634	0.00	55	4.05	51			GLOB	UNIF		WV	0	4	
3437	LOAD	Y	506	634	0.00	58	4.05	54			GLOB	UNIF		WV	0	4	
3438	LOAD	Z	506	634	0.00-	22	4.05-	22			GLOB	UNIF		WV	0	4	
3439	LOAD	X	506	634	4.05	51	4.05	49			GLOB	UNIF		WV	0	4	
3440	LOAD	Y	506	634	4.05	54	4.05	52			GLOB	UNIF		WV	0	4	
3441	LOAD	Z	506	634	4.05-	22	4.05-	22			GLOB	UNIF		WV	0	4	
3442	LOAD	X	506	634	8.10	49	4.05	47			GLOB	UNIF		WV	0	4	

LINE NO.																							
3443	LOAD	Y	506	634	6.10		52	4.05		50			GLOB	UNIF		WV	0	4					
3444	LOAD	Z	506	634	6.10-		22	4.05-		22			GLOB	UNIF		WV	0	4					
3445	LOAD	X	506	634	12.14		47	4.05		45			GLOB	UNIF		WV	0	4					
3446	LOAD	Y	506	634	12.14		50	4.05		48			GLOB	UNIF		WV	0	4					
3447	LOAD	Z	506	634	12.14-		22	4.05-		21			GLOB	UNIF		WV	0	4					
3448	LOAD	X	506	634	16.19		45	4.05		42			GLOB	UNIF		WV	0	4					
3449	LOAD	Y	506	634	16.19		48	4.05		46			GLOB	UNIF		WV	0	4					
3450	LOAD	Z	506	634	16.19-		21	4.05-		21			GLOB	UNIF		WV	0	4					
3451	LOAD	X	632	703	0.00		20	4.39		19			GLOB	UNIF		WV	0	4					
3452	LOAD	Y	632	703	0.00		84	4.39		79			GLOB	UNIF		WV	0	4					
3453	LOAD	Z	632	703	0.00-		35	4.39-		33			GLOB	UNIF		WV	0	4					
3454	LOAD	X	632	703	4.39		19	4.39		18			GLOB	UNIF		WV	0	4					
3455	LOAD	Y	632	703	4.39		79	4.39		75			GLOB	UNIF		WV	0	4					
3456	LOAD	Z	632	703	4.39-		33	4.39-		31			GLOB	UNIF		WV	0	4					
3457	LOAD	X	632	703	8.77		18	4.39		17			GLOB	UNIF		WV	0	4					
3458	LOAD	Y	632	703	8.77		75	4.39		70			GLOB	UNIF		WV	0	4					
3459	LOAD	Z	632	703	8.77-		31	4.39-		29			GLOB	UNIF		WV	0	4					
3460	LOAD	X	632	703	13.16		17	4.39		16			GLOB	UNIF		WV	0	4					
3461	LOAD	Y	632	703	13.16		70	4.39		66			GLOB	UNIF		WV	0	4					
3462	LOAD	Z	632	703	13.16-		29	4.39-		28			GLOB	UNIF		WV	0	4					
3463	LOAD	X	632	703	17.55		16	4.39		15			GLOB	UNIF		WV	0	4					
3464	LOAD	Y	632	703	17.55		66	4.39		62			GLOB	UNIF		WV	0	4					
3465	LOAD	Z	632	703	17.55-		28	4.39-		26			GLOB	UNIF		WV	0	4					
3466	LOAD	X	635	706	0.00		19	4.39		18			GLOB	UNIF		WV	0	4					
3467	LOAD	Y	635	706	0.00		24	4.39		23			GLOB	UNIF		WV	0	4					
3468	LOAD	Z	635	706	0.00		41	4.39		39			GLOB	UNIF		WV	0	4					
3469	LOAD	X	635	706	4.39		18	4.39		17			GLOB	UNIF		WV	0	4					
3470	LOAD	Y	635	706	4.39		23	4.39		22			GLOB	UNIF		WV	0	4					
3471	LOAD	Z	635	706	4.39		39	4.39		37			GLOB	UNIF		WV	0	4					
3472	LOAD	X	635	706	8.77		17	4.39		16			GLOB	UNIF		WV	0	4					
3473	LOAD	Y	635	706	8.77		22	4.39		21			GLOB	UNIF		WV	0	4					
3474	LOAD	Z	635	706	8.77		37	4.39		36			GLOB	UNIF		WV	0	4					
3475	LOAD	X	635	706	13.16		16	4.39		15			GLOB	UNIF		WV	0	4					
3476	LOAD	Y	635	706	13.16		21	4.39		20			GLOB	UNIF		WV	0	4					
3477	LOAD	Z	635	706	13.16		36	4.39		34			GLOB	UNIF		WV	0	4					
3478	LOAD	X	635	706	17.55		15	4.39		15			GLOB	UNIF		WV	0	4					
3479	LOAD	Y	635	706	17.55		20	4.39		19			GLOB	UNIF		WV	0	4					
3480	LOAD	Z	635	706	17.55		34	4.39		32			GLOB	UNIF		WV	0	4					
3481	LOAD	X	634	701	0.00		63	4.39		60			GLOB	UNIF		WV	0	4					
3482	LOAD	Y	634	701	0.00		66	4.39		63			GLOB	UNIF		WV	0	4					
3483	LOAD	Z	634	701	0.00-		27	4.39-		26			GLOB	UNIF		WV	0	4					
3484	LOAD	X	634	701	4.39		60	4.39		57			GLOB	UNIF		WV	0	4					
3485	LOAD	Y	634	701	4.39		63	4.39		61			GLOB	UNIF		WV	0	4					
3486	LOAD	Z	634	701	4.39-		26	4.39-		26			GLOB	UNIF		WV	0	4					
3487	LOAD	X	634	701	8.77		57	4.39		55			GLOB	UNIF		WV	0	4					
3488	LOAD	Y	634	701	8.77		61	4.39		58			GLOB	UNIF		WV	0	4					
3489	LOAD	Z	634	701	8.77-		26	4.39-		25			GLOB	UNIF		WV	0	4					
3490	LOAD	X	634	701	13.16		55	4.39		52			GLOB	UNIF		WV	0	4					
3491	LOAD	Y	634	701	13.16		58	4.39		55			GLOB	UNIF		WV	0	4					
3492	LOAD	Z	634	701	13.16-		25	4.39-		24			GLOB	UNIF		WV	0	4					

| LINE NO. | | |

```
                  1    1    2    2    3    3    4    4    5    5    6    6    7    7    8
LINE NO. 1...5....0....5....0....5....0....5....0....5....0....5....0....5....0....5....0

   3543  LOAD Z  704 706    0.00-    02   3.75-     1                GLUB UNIF     WV 0 4
   3544  LOAD X  704 706    3.75     37   3.75     37                GLUB UNIF     WV 0 4
   3545  LOAD Y  704 706    3.75     21   3.75     21                GLUB UNIF     WV 0 4
   3546  LOAD Z  704 706    3.75-     1   3.75-     1                GLUB UNIF     WV 0 4
   3547  LOAD X  704 706    7.51     37   3.75     36                GLUB UNIF     WV 0 4
   3548  LOAD Y  704 706    7.51     21   3.75     21                GLUB UNIF     WV 0 4
   3549  LOAD Z  704 706    7.51-     1   3.75-     1                GLUB UNIF     WV 0 4
   3550  LOAD X  704 706   11.26     36   3.75     36                GLUB UNIF     WV 0 4
   3551  LOAD Y  704 706   11.26     21   3.75     21                GLUB UNIF     WV 0 4
   3552  LOAD Z  704 706   11.26-     1   3.75-     1                GLUB UNIF     WV 0 4
   3553  LOAD X  704 706   15.01     36   3.75     35                GLUB UNIF     WV 0 4
   3554  LOAD Y  704 706   15.01     21   3.75     20                GLUB UNIF     WV 0 4
   3555  LOAD Z  704 706   15.01-     1   3.75                       GLUB UNIF     WV 0 4
   3556  LOAD Z  702 704    0.00-    02   3.75-    02                GLUB UNIF     WV 0 4
   3557  LOAD Z  702 704    3.75-    02   3.75-    02                GLUB UNIF     WV 0 4
   3558  LOAD Z  702 704    7.50-    02   3.75-    02                GLUB UNIF     WV 0 4
   3559  LOAD Z  702 704   11.25-    02   3.75-     1                GLUB UNIF     WV 0 4
   3560  LOAD Z  702 704   15.00-     1   3.75-     1                GLUB UNIF     WV 0 4
   3561  LOAD X  702 705    0.00     34   3.75     34                GLUB UNIF     WV 0 4
   3562  LOAD Y  702 705    0.00     19   3.75     19                GLUB UNIF     WV 0 4
   3563  LOAD Z  702 705    0.00-    02   3.75-    02                GLUB UNIF     WV 0 4
   3564  LOAD X  702 705    3.75     34   3.75     33                GLUB UNIF     WV 0 4
   3565  LOAD Y  702 705    3.75     19   3.75     19                GLUB UNIF     WV 0 4
   3566  LOAD Z  702 705    3.75-    02   3.75-    02                GLUB UNIF     WV 0 4
   3567  LOAD X  702 705    7.50     33   3.75     33                GLUB UNIF     WV 0 4
   3568  LOAD Y  702 705    7.50     19   3.75     19                GLUB UNIF     WV 0 4
   3569  LOAD Z  702 705    7.50-    02   3.75-    02                GLUB UNIF     WV 0 4
   3570  LOAD X  702 705   11.25     33   3.75     33                GLUB UNIF     WV 0 4
   3571  LOAD Y  702 705   11.25     19   3.75     19                GLUB UNIF     WV 0 4
   3572  LOAD Z  702 705   11.25-    02   3.75-    02                GLUB UNIF     WV 0 4
   3573  LOAD X  702 705   15.00     33   3.75     33                GLUB UNIF     WV 0 4
   3574  LOAD Y  702 705   15.00     19   3.75     19                GLUB UNIF     WV 0 4
   3575  LOAD Z  702 705   15.00-    02   3.75-    02                GLUB UNIF     WV 0 4
   3576  LOAD Y  704 705    0.00     37   3.75     36                GLUB UNIF     WV 0 4
   3577  LOAD Z  704 705    0.00-     1   3.75-     1                GLUB UNIF     WV 0 4
   3578  LOAD Y  704 705    3.75     38   3.75     38                GLUB UNIF     WV 0 4
   3579  LOAD Z  704 705    3.75-     1   3.75-     1                GLUB UNIF     WV 0 4
   3580  LOAD Y  704 705    7.50     38   3.75     38                GLUB UNIF     WV 0 4
   3581  LOAD Z  704 705    7.50-     1   3.75-     1                GLUB UNIF     WV 0 4
   3582  LOAD Y  704 705   11.26     38   3.75     36                GLUB UNIF     WV 0 4
   3583  LOAD Z  704 705   11.26-     1   3.75-    02                GLUB UNIF     WV 0 4
   3584  LOAD Y  704 705   15.01     38   3.75     39                GLUB UNIF     WV 0 4
   3585  LOAD Z  704 705   15.01-    02   3.75-    02                GLUB UNIF     WV 0 4
   3586  LOAD X  701 806    0.00     53  10.89     47                GLUB UNIF     WV 0 4
   3587  LOAD Y  701 806    0.00     40  10.89     36                GLUB UNIF     WV 0 4
   3588  LOAD Z  701 806    0.00     16  10.89     14                GLUB UNIF     WV 0 4
   3589  LOAD X  701 806   10.89     47  10.89     42                GLUB UNIF     WV 0 4
   3590  LOAD Y  701 806   10.89     36  10.89     33                GLUB UNIF     WV 0 4
   3591  LOAD Z  701 806   10.89     14  10.89     13                GLUB UNIF     WV 0 4
   3592  LOAD X  701 806   21.78     42  10.89     36                GLUB UNIF     WV 0 4
```

| LINE NO. | | |

LINE NO.																
3643	LOAD	Y	802	803	4.73	33	4.73	32			GLOB	UNIF	WV	0	4	
3644	LOAD	Z	802	803	4.73-	03	4.73-	03			GLOB	UNIF	WV	0	4	
3645	LOAD	Y	802	803	9.46	32	4.73	32			GLOB	UNIF	WV	0	4	
3646	LOAD	Z	802	803	9.46-	03	4.73-	03			GLOB	UNIF	WV	0	4	
3647	LOAD	Y	802	803	14.20	32	4.73	32			GLOB	UNIF	WV	0	4	
3648	LOAD	Z	802	803	14.20-	03	4.73-	03			GLOB	UNIF	WV	0	4	
3649	LOAD	Y	802	803	18.93	32	4.73	31			GLOB	UNIF	WV	0	4	
3650	LOAD	Z	802	803	18.93-	03	4.73-	03			GLOB	UNIF	WV	0	4	
3651	LOAD	Z	803	805	0.00-	03	4.73-	03			GLOB	UNIF	WV	0	4	
3652	LOAD	Z	803	805	4.73-	03	4.73-	03			GLOB	UNIF	WV	0	4	
3653	LOAD	Z	803	805	9.46-	03	4.73-	03			GLOB	UNIF	WV	0	4	
3654	LOAD	Z	803	805	14.20-	03	4.73-	02			GLOB	UNIF	WV	0	4	
3655	LOAD	Z	803	805	18.93-	02	4.73-	02			GLOB	UNIF	WV	0	4	
3656	LOAD	Z	805	806	0.00-	02	4.73-	02			GLOB	UNIF	WV	0	4	
3657	LOAD	Z	805	806	4.73-	02	4.73-	02			GLOB	UNIF	WV	0	4	
3658	LOAD	Z	805	806	9.47-	02	4.73-	02			GLOB	UNIF	WV	0	4	
3659	LOAD	Z	805	806	14.20-	02	4.73-	02			GLOB	UNIF	WV	0	4	
3660	LOAD	Z	805	806	18.93-	02	4.73-	02			GLOB	UNIF	WV	0	4	
3661	LOAD	A	801	804	0.00	29	4.73	29			GLOB	UNIF	WV	0	4	
3662	LOAD	Y	801	804	0.00	17	4.73	17			GLOB	UNIF	WV	0	4	
3663	LOAD	Z	801	804	0.00-	02	4.73-	02			GLOB	UNIF	WV	0	4	
3664	LOAD	A	801	804	4.73	29	4.73	29			GLOB	UNIF	WV	0	4	
3665	LOAD	Y	801	804	4.73	17	4.73	17			GLOB	UNIF	WV	0	4	
3666	LOAD	Z	801	804	4.73-	02	4.73-	02			GLOB	UNIF	WV	0	4	
3667	LOAD	A	801	804	9.46	29	4.73	29			GLOB	UNIF	WV	0	4	
3668	LOAD	Y	801	804	9.46	17	4.73	17			GLOB	UNIF	WV	0	4	
3669	LOAD	Z	801	804	9.46-	02	4.73-	02			GLOB	UNIF	WV	0	4	
3670	LOAD	A	801	804	14.20	29	4.73	29			GLOB	UNIF	WV	0	4	
3671	LOAD	Y	801	804	14.20	17	4.73	17			GLOB	UNIF	WV	0	4	
3672	LOAD	Z	801	804	14.20-	02	4.73-	02			GLOB	UNIF	WV	0	4	
3673	LOAD	A	801	804	18.93	29	4.73	28			GLOB	UNIF	WV	0	4	
3674	LOAD	Y	801	804	18.93	17	4.73	16			GLOB	UNIF	WV	0	4	
3675	LOAD	Z	801	804	18.93-	02	4.73-	02			GLOB	UNIF	WV	0	4	
3676	LOAD	A	804	806	0.00	28	4.73	28			GLOB	UNIF	WV	0	4	
3677	LOAD	Y	804	806	0.00	16	4.73	16			GLOB	UNIF	WV	0	4	
3678	LOAD	Z	804	806	0.00-	02	4.73-	02			GLOB	UNIF	WV	0	4	
3679	LOAD	A	804	806	4.73	28	4.73	28			GLOB	UNIF	WV	0	4	
3680	LOAD	Y	804	806	4.73	16	4.73	16			GLOB	UNIF	WV	0	4	
3681	LOAD	Z	804	806	4.73-	02	4.73-	02			GLOB	UNIF	WV	0	4	
3682	LOAD	A	804	806	9.47	28	4.73	28			GLOB	UNIF	WV	0	4	
3683	LOAD	Y	804	806	9.47	16	4.73	16			GLOB	UNIF	WV	0	4	
3684	LOAD	Z	804	806	9.47-	02	4.73-	02			GLOB	UNIF	WV	0	4	
3685	LOAD	A	804	806	14.20	28	4.73	28			GLOB	UNIF	WV	0	4	
3686	LOAD	Y	804	806	14.20	16	4.73	16			GLOB	UNIF	WV	0	4	
3687	LOAD	Z	804	806	14.20-	02	4.73-	02			GLOB	UNIF	WV	0	4	
3688	LOAD	A	804	806	18.93	28	4.73	28			GLOB	UNIF	WV	0	4	
3689	LOAD	Y	804	806	18.93	16	4.73	16			GLOB	UNIF	WV	0	4	
3690	LOAD	Z	804	806	18.93-	02	4.73-	02			GLOB	UNIF	WV	0	4	
3691	LOAD	Z	802	804	0.00-	1	4.73-	1			GLOB	UNIF	WV	0	4	
3692	LOAD	Z	802	804	4.73-	1	4.73-	1			GLOB	UNIF	WV	0	4	

LINE NO.												
3693	LOAD	Z	802	804	9.46-	1	4.73-	1	GLOB	UNIF	WV	0 4
3694	LOAD	Z	802	804	14.20-	1	4.73-	1	GLOB	UNIF	WV	0 4
3695	LOAD	Z	802	804	18.93-	1	4.73-	1	GLOB	UNIF	WV	0 4
3696	LOAD	A	802	805	0.00	20	4.73	20	GLOB	UNIF	WV	0 4
3697	LOAD	Y	802	805	0.00	12	4.73	12	GLOB	UNIF	WV	0 4
3698	LOAD	Z	802	805	0.00-	1	4.73-	1	GLOB	UNIF	WV	0 4
3699	LOAD	A	802	805	4.73	20	4.73	20	GLOB	UNIF	WV	0 4
3700	LOAD	Y	802	805	4.73	12	4.73	12	GLOB	UNIF	WV	0 4
3701	LOAD	Z	802	805	4.73-	1	4.73-	1	GLOB	UNIF	WV	0 4
3702	LOAD	A	802	805	9.46	20	4.73	20	GLOB	UNIF	WV	0 4
3703	LOAD	Y	802	805	9.46	12	4.73	12	GLOB	UNIF	WV	0 4
3704	LOAD	Z	802	805	9.46-	1	4.73-	1	GLOB	UNIF	WV	0 4
3705	LOAD	A	802	805	14.20	20	4.73	20	GLOB	UNIF	WV	0 4
3706	LOAD	Y	802	805	14.20	12	4.73	12	GLOB	UNIF	WV	0 4
3707	LOAD	Z	802	805	14.20-	1	4.73-	1	GLOB	UNIF	WV	0 4
3708	LOAD	A	802	805	18.93	20	4.73	20	GLOB	UNIF	WV	0 4
3709	LOAD	Y	802	805	18.93	12	4.73	12	GLOB	UNIF	WV	0 4
3710	LOAD	Z	802	805	18.93-	1	4.73-	1	GLOB	UNIF	WV	0 4
3711	LOAD	Y	804	805	0.00	23	4.73	23	GLOB	UNIF	WV	0 4
3712	LOAD	Z	804	805	0.00-	1	4.73-	1	GLOB	UNIF	WV	0 4
3713	LOAD	Y	804	805	4.73	23	4.73	23	GLOB	UNIF	WV	0 4
3714	LOAD	Z	804	805	4.73-	1	4.73-	1	GLOB	UNIF	WV	0 4
3715	LOAD	Y	804	805	9.46	23	4.73	23	GLOB	UNIF	WV	0 4
3716	LOAD	Z	804	805	9.46-	1	4.73-	1	GLOB	UNIF	WV	0 4
3717	LOAD	Y	804	805	14.20	23	4.73	23	GLOB	UNIF	WV	0 4
3718	LOAD	Z	804	805	14.20-	1	4.73-	1	GLOB	UNIF	WV	0 4
3719	LOAD	Y	804	805	18.93	23	4.73	24	GLOB	UNIF	WV	0 4
3720	LOAD	Z	804	805	18.93-	1	4.73-	1	GLOB	UNIF	WV	0 4
3721	LOAD	A	8011002		0.00	13	4.15	12	GLOB	UNIF	WV	0 4
3722	LOAD	Y	8011002		0.00	33	4.15	32	GLOB	UNIF	WV	0 4
3723	LOAD	Z	8011002		0.00-	12	4.15-	11	GLOB	UNIF	WV	0 4
3724	LOAD	A	8011002		4.15	12	4.15	12	GLOB	UNIF	WV	0 4
3725	LOAD	Y	8011002		4.15	32	4.15	30	GLOB	UNIF	WV	0 4
3726	LOAD	Z	8011002		4.15-	11	4.15-	11	GLOB	UNIF	WV	0 4
3727	LOAD	A	8011002		8.30	12	4.15	11	GLOB	UNIF	WV	0 4
3728	LOAD	Y	8011002		8.30	30	4.15	29	GLOB	UNIF	WV	0 4
3729	LOAD	Z	8011002		8.30-	11	4.15-	10	GLOB	UNIF	WV	0 4
3730	LOAD	A	8011002		12.46	11	4.15	11	GLOB	UNIF	WV	0 4
3731	LOAD	Y	8011002		12.46	29	4.15	28	GLOB	UNIF	WV	0 4
3732	LOAD	Z	8011002		12.46-	10	4.15-	10	GLOB	UNIF	WV	0 4
3733	LOAD	A	8011002		16.61	11	4.15	10	GLOB	UNIF	WV	0 4
3734	LOAD	Y	8011002		16.61	28	4.15	27	GLOB	UNIF	WV	0 4
3735	LOAD	Z	8011002		16.61-	10	4.15-	09	GLOB	UNIF	WV	0 4
3736	LOAD	A	8011002		20.76	10	4.15	10	GLOB	UNIF	WV	0 4
3737	LOAD	Y	8011002		20.76	27	4.15	26	GLOB	UNIF	WV	0 4
3738	LOAD	Z	8011002		20.76-	09	4.15-	09	GLOB	UNIF	WV	0 4
3739	LOAD	A	8011002		24.91	10	4.15	10	GLOB	UNIF	WV	0 4
3740	LOAD	Y	8011002		24.91	26	4.15	25	GLOB	UNIF	WV	0 4
3741	LOAD	Z	8011002		24.91-	09	4.15-	09	GLOB	UNIF	WV	0 4
3742	LOAD	A	8011002		29.06	10	4.15	07	GLOB	UNIF	WV	0 4

```
LINE NO. 1...5....0....5....0....5....0....5....0....5....0....5....0....5....0....5....0....5....0
```

3743	LOAD	Y	8011002	24.06	25	4.15	16		GLOB	UNIF	WV	0	4
3744	LOAD	Z	8011002	24.06-	09	4.15-	06		GLOB	UNIF	WV	0	4
3745	LOAD	X	8011002	33.21	07	4.15	04		GLOB	UNIF	WV	0	4
3746	LOAD	Y	8011002	33.21	18	4.15	10		GLOB	UNIF	WV	0	4
3747	LOAD	Z	8011002	33.21-	06	4.15-	04		GLOB	UNIF	WV	0	4
3748	LOAD	X	8011002	37.37	04	4.15	1		GLOB	UNIF	WV	0	4
3749	LOAD	Y	8011002	37.37	10	4.15	02		GLOB	UNIF	WV	0	4
3750	LOAD	Z	8011002	37.37-	04	4.15			GLOB	UNIF	WV	0	4
3751	LOAD	X	8031002	0.00	12	4.15	12		GLOB	UNIF	WV	0	4
3752	LOAD	Y	8031002	0.00	32	4.15	31		GLOB	UNIF	WV	0	4
3753	LOAD	Z	8031002	0.00	06	4.15	06		GLOB	UNIF	WV	0	4
3754	LOAD	X	8031002	4.15	12	4.15	12		GLOB	UNIF	WV	0	4
3755	LOAD	Y	8031002	4.15	31	4.15	30		GLOB	UNIF	WV	0	4
3756	LOAD	Z	8031002	4.15	06	4.15	06		GLOB	UNIF	WV	0	4
3757	LOAD	X	8031002	8.30	12	4.15	11		GLOB	UNIF	WV	0	4
3758	LOAD	Y	8031002	8.30	30	4.15	29		GLOB	UNIF	WV	0	4
3759	LOAD	Z	8031002	8.30	06	4.15	05		GLOB	UNIF	WV	0	4
3760	LOAD	X	8031002	12.46	11	4.15	11		GLOB	UNIF	WV	0	4
3761	LOAD	Y	8031002	12.46	29	4.15	28		GLOB	UNIF	WV	0	4
3762	LOAD	Z	8031002	12.46	05	4.15	05		GLOB	UNIF	WV	0	4
3763	LOAD	X	8031002	16.61	11	4.15	11		GLOB	UNIF	WV	0	4
3764	LOAD	Y	8031002	16.61	28	4.15	27		GLOB	UNIF	WV	0	4
3765	LOAD	Z	8031002	16.61	05	4.15	05		GLOB	UNIF	WV	0	4
3766	LOAD	X	8031002	20.76	11	4.15	11		GLOB	UNIF	WV	0	4
3767	LOAD	Y	8031002	20.76	27	4.15	27		GLOB	UNIF	WV	0	4
3768	LOAD	Z	8031002	20.76	05	4.15	05		GLOB	UNIF	WV	0	4
3769	LOAD	X	8031002	24.91	11	4.15	11		GLOB	UNIF	WV	0	4
3770	LOAD	Y	8031002	24.91	27	4.15	26		GLOB	UNIF	WV	0	4
3771	LOAD	Z	8031002	24.91	05	4.15	05		GLOB	UNIF	WV	0	4
3772	LOAD	X	8031002	29.06	11	4.15	05		GLOB	UNIF	WV	0	4
3773	LOAD	Y	8031002	29.06	26	4.15	18		GLOB	UNIF	WV	0	4
3774	LOAD	Z	8031002	29.06	05	4.15	02		GLOB	UNIF	WV	0	4
3775	LOAD	X	8031002	33.21	05	4.15	03		GLOB	UNIF	WV	0	4
3776	LOAD	Y	8031002	33.21	18	4.15	10		GLOB	UNIF	WV	0	4
3777	LOAD	Z	8031002	33.21	02	4.15	1		GLOB	UNIF	WV	0	4
3778	LOAD	X	8031002	37.37	03	4.15	1		GLOB	UNIF	WV	0	4
3779	LOAD	Y	8031002	37.37	10	4.15	02		GLOB	UNIF	WV	0	4
3780	LOAD	Z	8031002	37.37	1	4.15			GLOB	UNIF	WV	0	4
3781	LOAD	X	8031005	0.00	13	4.15	13		GLOB	UNIF	WV	0	4
3782	LOAD	Y	8031005	0.00	19	4.15	19		GLOB	UNIF	WV	0	4
3783	LOAD	Z	8031005	0.00	16	4.15	16		GLOB	UNIF	WV	0	4
3784	LOAD	X	8031005	4.15	13	4.15	13		GLOB	UNIF	WV	0	4
3785	LOAD	Y	8031005	4.15	19	4.15	19		GLOB	UNIF	WV	0	4
3786	LOAD	Z	8031005	4.15	16	4.15	15		GLOB	UNIF	WV	0	4
3787	LOAD	X	8031005	8.30	13	4.15	12		GLOB	UNIF	WV	0	4
3788	LOAD	Y	8031005	8.30	19	4.15	18		GLOB	UNIF	WV	0	4
3789	LOAD	Z	8031005	8.30	15	4.15	15		GLOB	UNIF	WV	0	4
3790	LOAD	X	8031005	12.46	12	4.15	12		GLOB	UNIF	WV	0	4
3791	LOAD	Y	8031005	12.46	18	4.15	18		GLOB	UNIF	WV	0	4
3792	LOAD	Z	8031005	12.46	15	4.15	15		GLOB	UNIF	WV	0	4

```
LINE NO. 1...5....0....5....0....5....0....5....0....5....0....5....0....5....0....5....0....5....0....5....0
```

| | | |

| LINE NO. | | |

LINE NO.												
3893	LOAD	Y	8061004	32.30	10	4.61	10	GLOB	UNIF	WV	0	4
3894	LOAD	Z	8061004	32.30-	04	4.61-	03	GLOB	UNIF	WV	0	4
3895	LOAD	X	8061004	36.91	08	4.61	02	GLOB	UNIF	WV	0	4
3896	LOAD	Y	8061004	36.91	10	4.61	03	GLOB	UNIF	WV	0	4
3897	LOAD	Z	8061004	36.91-	03	4.61-	1	GLOB	UNIF	WV	0	4
3898	LOAD	Y	10011002	0.00	03	5.71	03	GLOB	UNIF	WV	0	4
3899	LOAD	Y	10011002	5.71	03	5.71	03	GLOB	UNIF	WV	0	4
3900	LOAD	Y	10011002	11.43	03	5.71	02	GLOB	UNIF	WV	0	4
3901	LOAD	Y	10011002	17.14	02	5.71	02	GLOB	UNIF	WV	0	4
3902	LOAD	Y	10011002	22.86	02	5.71	02	GLOB	UNIF	WV	0	4
3903	LOAD	Y	10021003	0.00	02	5.71	1	GLOB	UNIF	WV	0	4
3904	LOAD	Y	10021003	5.71	1	5.71	1	GLOB	UNIF	WV	0	4
3905	LOAD	Y	10021003	11.43	1	5.71	1	GLOB	UNIF	WV	0	4
3906	LOAD	Y	10021003	17.14	1	5.71	1	GLOB	UNIF	WV	0	4
3907	LOAD	Y	10021003	22.86	1	5.71		GLOB	UNIF	WV	0	4
3908	LOAD	X	10011004	0.00	03	5.71	03	GLOB	UNIF	WV	0	4
3909	LOAD	Y	10011004	0.00	02	5.71	02	GLOB	UNIF	WV	0	4
3910	LOAD	X	10011004	5.71	03	5.71	03	GLOB	UNIF	WV	0	4
3911	LOAD	Y	10011004	5.71	02	5.71	02	GLOB	UNIF	WV	0	4
3912	LOAD	X	10011004	11.43	03	5.71	03	GLOB	UNIF	WV	0	4
3913	LOAD	Y	10011004	11.43	02	5.71	02	GLOB	UNIF	WV	0	4
3914	LOAD	X	10011004	17.14	03	5.71	03	GLOB	UNIF	WV	0	4
3915	LOAD	Y	10011004	17.14	02	5.71	02	GLOB	UNIF	WV	0	4
3916	LOAD	X	10011004	22.85	03	5.71	03	GLOB	UNIF	WV	0	4
3917	LOAD	Y	10011004	22.85	02	5.71	02	GLOB	UNIF	WV	0	4
3918	LOAD	X	10041006	0.00	03	5.71	04	GLOB	UNIF	WV	0	4
3919	LOAD	Y	10041006	0.00	02	5.71	02	GLOB	UNIF	WV	0	4
3920	LOAD	X	10041006	5.71	04	5.71	04	GLOB	UNIF	WV	0	4
3921	LOAD	Y	10041006	5.71	02	5.71	02	GLOB	UNIF	WV	0	4
3922	LOAD	X	10041006	11.43	04	5.71	04	GLOB	UNIF	WV	0	4
3923	LOAD	Y	10041006	11.43	02	5.71	02	GLOB	UNIF	WV	0	4
3924	LOAD	X	10041006	17.14	04	5.71	04	GLOB	UNIF	WV	0	4
3925	LOAD	Y	10041006	17.14	02	5.71	02	GLOB	UNIF	WV	0	4
3926	LOAD	X	10041006	22.86	04	5.71	04	GLOB	UNIF	WV	0	4
3927	LOAD	Y	10041006	22.86	02	5.71	02	GLOB	UNIF	WV	0	4
3928	LOAD	X	10021005	0.00	1	5.71	1	GLOB	UNIF	WV	0	4
3929	LOAD	Y	10021005	0.00	1	5.71	1	GLOB	UNIF	WV	0	4
3930	LOAD	X	10021005	5.71	1	5.71	1	GLOB	UNIF	WV	0	4
3931	LOAD	Y	10021005	5.71	1	5.71	1	GLOB	UNIF	WV	0	4
3932	LOAD	X	10021005	11.43	1	5.71	1	GLOB	UNIF	WV	0	4
3933	LOAD	Y	10021005	11.43	1	5.71	1	GLOB	UNIF	WV	0	4
3934	LOAD	X	10021005	17.14	1	5.71	1	GLOB	UNIF	WV	0	4
3935	LOAD	Y	10021005	17.14	1	5.71	1	GLOB	UNIF	WV	0	4
3936	LOAD	X	10021005	22.86	1	5.71	1	GLOB	UNIF	WV	0	4
3937	LOAD	Y	10021005	22.86	1	5.71	1	GLOB	UNIF	WV	0	4
3938	LOAD	Y	10041005	0.00	02	5.72	02	GLOB	UNIF	WV	0	4
3939	LOAD	Y	10041005	5.72	02	5.72	02	GLOB	UNIF	WV	0	4
3940	LOAD	Y	10041005	11.43	02	5.72	02	GLOB	UNIF	WV	0	4
3941	LOAD	Y	10041005	17.15	02	5.72	02	GLOB	UNIF	WV	0	4
3942	LOAD	Y	10041005	22.86	02	5.72	02	GLOB	UNIF	WV	0	4

| LINE NO. | | |

LINE NO.	1	1	2	2	3	3	4	4	5	5	6	6	7	7	8
	1...5....0....5....0....5....0....5....0....5....0....5....0....5....0....5....0														
3993	LOAD X	306 406	24.00	89	4.50	77					GLOB UNIF		WV 0 4		
3994	LOAD Y	306 406	24.00	154	4.50	133					GLOB UNIF		WV 0 4		
3995	LOAD X	401 501	0.00	117	.91	114					GLOB UNIF		WV 0 4		
3996	LOAD Y	401 501	0.00	231	.91	227					GLOB UNIF		WV 0 4		
3997	LOAD Z	401 501	0.00-	03	.91-	03					GLOB UNIF		WV 0 4		
3998	LOAD X	401 501	.91	114	.91	112					GLOB UNIF		WV 0 4		
3999	LOAD Y	401 501	.91	227	.91	222					GLOB UNIF		WV 0 4		
4000	LOAD Z	401 501	.91-	03	.91-	03					GLOB UNIF		WV 0 4		
4001	LOAD X	401 501	1.83	112	.91	109					GLOB UNIF		WV 0 4		
4002	LOAD Y	401 501	1.83	222	.91	217					GLOB UNIF		WV 0 4		
4003	LOAD Z	401 501	1.83-	03	.91-	03					GLOB UNIF		WV 0 4		
4004	LOAD X	401 501	2.74	109	.91	106					GLOB UNIF		WV 0 4		
4005	LOAD Y	401 501	2.74	217	.91	212					GLOB UNIF		WV 0 4		
4006	LOAD Z	401 501	2.74-	03	.91-	02					GLOB UNIF		WV 0 4		
4007	LOAD X	401 501	3.65	106	.91	104					GLOB UNIF		WV 0 4		
4008	LOAD Y	401 501	3.65	212	.91	207					GLOB UNIF		WV 0 4		
4009	LOAD Z	401 501	3.65-	02	.91-	02					GLOB UNIF		WV 0 4		
4010	LOAD X	403 503	0.00	115	.91	113					GLOB UNIF		WV 0 4		
4011	LOAD Y	403 503	0.00	188	.91	184					GLOB UNIF		WV 0 4		
4012	LOAD Z	403 503	0.00-	32	.91-	32					GLOB UNIF		WV 0 4		
4013	LOAD X	403 503	.91	113	.91	110					GLOB UNIF		WV 0 4		
4014	LOAD Y	403 503	.91	184	.91	180					GLOB UNIF		WV 0 4		
4015	LOAD Z	403 503	.91-	32	.91-	31					GLOB UNIF		WV 0 4		
4016	LOAD X	403 503	1.83	110	.91	108					GLOB UNIF		WV 0 4		
4017	LOAD Y	403 503	1.83	180	.91	176					GLOB UNIF		WV 0 4		
4018	LOAD Z	403 503	1.83-	31	.91-	30					GLOB UNIF		WV 0 4		
4019	LOAD X	403 503	2.74	108	.91	105					GLOB UNIF		WV 0 4		
4020	LOAD Y	403 503	2.74	176	.91	172					GLOB UNIF		WV 0 4		
4021	LOAD Z	403 503	2.74-	30	.91-	30					GLOB UNIF		WV 0 4		
4022	LOAD X	403 503	3.65	105	.91	103					GLOB UNIF		WV 0 4		
4023	LOAD Y	403 503	3.65	172	.91	168					GLOB UNIF		WV 0 4		
4024	LOAD Z	403 503	3.65-	30	.91-	29					GLOB UNIF		WV 0 4		
4025	LOAD X	406 506	0.00	136	.91	134					GLOB UNIF		WV 0 4		
4026	LOAD Y	406 506	0.00	221	.91	216					GLOB UNIF		WV 0 4		
4027	LOAD Z	406 506	0.00	37	.91	36					GLOB UNIF		WV 0 4		
4028	LOAD X	406 506	.91	134	.91	131					GLOB UNIF		WV 0 4		
4029	LOAD Y	406 506	.91	216	.91	212					GLOB UNIF		WV 0 4		
4030	LOAD Z	406 506	.91	36	.91	35					GLOB UNIF		WV 0 4		
4031	LOAD X	406 506	1.82	131	.91	128					GLOB UNIF		WV 0 4		
4032	LOAD Y	406 506	1.82	212	.91	207					GLOB UNIF		WV 0 4		
4033	LOAD Z	406 506	1.82	35	.91	34					GLOB UNIF		WV 0 4		
4034	LOAD X	406 506	2.74	128	.91	125					GLOB UNIF		WV 0 4		
4035	LOAD Y	406 506	2.74	207	.91	202					GLOB UNIF		WV 0 4		
4036	LOAD Z	406 506	2.74	34	.91	34					GLOB UNIF		WV 0 4		
4037	LOAD X	406 506	3.65	125	.91	122					GLOB UNIF		WV 0 4		
4038	LOAD Y	406 506	3.65	202	.91	196					GLOB UNIF		WV 0 4		
4039	LOAD Z	406 506	3.65	34	.91	33					GLOB UNIF		WV 0 4		
4040	LOAD X	501 601	0.00	103	1.22	99					GLOB UNIF		WV 0 4		
4041	LOAD Y	501 601	0.00	205	1.22	196					GLOB UNIF		WV 0 4		
4042	LOAD Z	501 601	0.00-	02	1.22-	02					GLOB UNIF		WV 0 4		

LINE NO.	1	1	2	2	3	3	4	4	5	5	6	6	7	7	8
4043	LOAD X	501 601	1.22	99	1.22	96					GLOB UNIF		WV 0 4		
4044	LOAD Y	501 601	1.22	196	1.22	192					GLOB UNIF		WV 0 4		
4045	LOAD Z	501 601	1.22-	02	1.22-	02					GLOB UNIF		WV 0 4		
4046	LOAD X	501 601	2.43	96	1.22	93					GLOB UNIF		WV 0 4		
4047	LOAD Y	501 601	2.43	192	1.22	187					GLOB UNIF		WV 0 4		
4048	LOAD Z	501 601	2.43-	02	1.22-	02					GLOB UNIF		WV 0 4		
4049	LOAD X	501 601	3.65	93	1.22	91					GLOB UNIF		WV 0 4		
4050	LOAD Y	501 601	3.65	187	1.22	182					GLOB UNIF		WV 0 4		
4051	LOAD Z	501 601	3.65-	02	1.22-	02					GLOB UNIF		WV 0 4		
4052	LOAD X	501 601	4.87	91	1.22	88					GLOB UNIF		WV 0 4		
4053	LOAD Y	501 601	4.87	182	1.22	178					GLOB UNIF		WV 0 4		
4054	LOAD Z	501 601	4.87-	02	1.22-	02					GLOB UNIF		WV 0 4		
4055	LOAD X	503 603	0.00	102	1.22	98					GLOB UNIF		WV 0 4		
4056	LOAD Y	503 603	0.00	166	1.22	161					GLOB UNIF		WV 0 4		
4057	LOAD Z	503 603	0.00-	28	1.22-	27					GLOB UNIF		WV 0 4		
4058	LOAD X	503 603	1.22	98	1.22	95					GLOB UNIF		WV 0 4		
4059	LOAD Y	503 603	1.22	161	1.22	156					GLOB UNIF		WV 0 4		
4060	LOAD Z	503 603	1.22-	27	1.22-	27					GLOB UNIF		WV 0 4		
4061	LOAD X	503 603	2.43	95	1.22	93					GLOB UNIF		WV 0 4		
4062	LOAD Y	503 603	2.43	156	1.22	151					GLOB UNIF		WV 0 4		
4063	LOAD Z	503 603	2.43-	27	1.22-	26					GLOB UNIF		WV 0 4		
4064	LOAD X	503 603	3.65	93	1.22	90					GLOB UNIF		WV 0 4		
4065	LOAD Y	503 603	3.65	151	1.22	147					GLOB UNIF		WV 0 4		
4066	LOAD Z	503 603	3.65-	26	1.22-	25					GLOB UNIF		WV 0 4		
4067	LOAD X	503 603	4.87	90	1.22	88					GLOB UNIF		WV 0 4		
4068	LOAD Y	503 603	4.87	147	1.22	143					GLOB UNIF		WV 0 4		
4069	LOAD Z	503 603	4.87-	25	1.22-	25					GLOB UNIF		WV 0 4		
4070	LOAD X	506 606	0.00	121	1.22	117					GLOB UNIF		WV 0 4		
4071	LOAD Y	506 606	0.00	195	1.22	189					GLOB UNIF		WV 0 4		
4072	LOAD Z	506 606	0.00	32	1.22	31					GLOB UNIF		WV 0 4		
4073	LOAD X	506 606	1.22	117	1.22	113					GLOB UNIF		WV 0 4		
4074	LOAD Y	506 606	1.22	189	1.22	183					GLOB UNIF		WV 0 4		
4075	LOAD Z	506 606	1.22	31	1.22	30					GLOB UNIF		WV 0 4		
4076	LOAD X	506 606	2.43	113	1.22	110					GLOB UNIF		WV 0 4		
4077	LOAD Y	506 606	2.43	183	1.22	178					GLOB UNIF		WV 0 4		
4078	LOAD Z	506 606	2.43	30	1.22	30					GLOB UNIF		WV 0 4		
4079	LOAD X	506 606	3.65	110	1.22	108					GLOB UNIF		WV 0 4		
4080	LOAD Y	506 606	3.65	178	1.22	174					GLOB UNIF		WV 0 4		
4081	LOAD Z	506 606	3.65	30	1.22	29					GLOB UNIF		WV 0 4		
4082	LOAD X	506 606	4.87	108	1.22	105					GLOB UNIF		WV 0 4		
4083	LOAD Y	506 606	4.87	174	1.22	170					GLOB UNIF		WV 0 4		
4084	LOAD Z	506 606	4.87	29	1.22	26					GLOB UNIF		WV 0 4		
4085	LOAD X	601 651	0.00	86	1.22	80					GLOB UNIF		WV 0 4		
4086	LOAD Y	601 651	0.00	176	1.22	173					GLOB UNIF		WV 0 4		
4087	LOAD Z	601 651	0.00-	02	1.22-	02					GLOB UNIF		WV 0 4		
4088	LOAD X	601 651	1.22	86	1.22	84					GLOB UNIF		WV 0 4		
4089	LOAD Y	601 651	1.22	173	1.22	169					GLOB UNIF		WV 0 4		
4090	LOAD Z	601 651	1.22-	02	1.22-	02					GLOB UNIF		WV 0 4		
4091	LOAD X	601 651	2.43	84	1.22	81					GLOB UNIF		WV 0 4		
4092	LOAD Y	601 651	2.43	169	1.22	165					GLOB UNIF		WV 0 4		

LINE NO.																	
4093	LOAD	Z	601	631	2.43-	02	1.22-	02					GLOB	UNIF	WY	0	4
4094	LOAD	X	601	631	3.65	81	1.22	79					GLOB	UNIF	WY	0	4
4095	LOAD	Y	601	631	3.65	165	1.22	160					GLOB	UNIF	WY	0	4
4096	LOAD	Z	601	631	3.65-	02	1.22-	02					GLOB	UNIF	WY	0	4
4097	LOAD	X	601	631	4.87	79	1.22	77					GLOB	UNIF	WY	0	4
4098	LOAD	Y	601	631	4.87	160	1.22	156					GLOB	UNIF	WY	0	4
4099	LOAD	Z	601	631	4.87-	02	1.22-	02					GLOB	UNIF	WY	0	4
4100	LOAD	X	603	633	0.00	88	1.22	86					GLOB	UNIF	WY	0	4
4101	LOAD	Y	603	633	0.00	143	1.22	139					GLOB	UNIF	WY	0	4
4102	LOAD	Z	603	633	0.00-	25	1.22-	24					GLOB	UNIF	WY	0	4
4103	LOAD	X	603	633	1.22	86	1.22	83					GLOB	UNIF	WY	0	4
4104	LOAD	Y	603	633	1.22	139	1.22	136					GLOB	UNIF	WY	0	4
4105	LOAD	Z	603	633	1.22-	24	1.22-	23					GLOB	UNIF	WY	0	4
4106	LOAD	X	603	633	2.43	83	1.22	81					GLOB	UNIF	WY	0	4
4107	LOAD	Y	603	633	2.43	136	1.22	132					GLOB	UNIF	WY	0	4
4108	LOAD	Z	603	633	2.43-	23	1.22-	23					GLOB	UNIF	WY	0	4
4109	LOAD	X	603	633	3.65	81	1.22	79					GLOB	UNIF	WY	0	4
4110	LOAD	Y	603	633	3.65	132	1.22	128					GLOB	UNIF	WY	0	4
4111	LOAD	Z	603	633	3.65-	23	1.22-	22					GLOB	UNIF	WY	0	4
4112	LOAD	X	603	633	4.87	79	1.22	77					GLOB	UNIF	WY	0	4
4113	LOAD	Y	603	633	4.87	128	1.22	124					GLOB	UNIF	WY	0	4
4114	LOAD	Z	603	633	4.87-	22	1.22-	21					GLOB	UNIF	WY	0	4
4115	LOAD	X	606	636	0.00	105	1.22	103					GLOB	UNIF	WY	0	4
4116	LOAD	Y	606	636	0.00	170	1.22	166					GLOB	UNIF	WY	0	4
4117	LOAD	Z	606	636	0.00	28	1.22	28					GLOB	UNIF	WY	0	4
4118	LOAD	X	606	636	1.22	103	1.22	101					GLOB	UNIF	WY	0	4
4119	LOAD	Y	606	636	1.22	166	1.22	162					GLOB	UNIF	WY	0	4
4120	LOAD	Z	606	636	1.22	28	1.22	27					GLOB	UNIF	WY	0	4
4121	LOAD	X	606	636	2.43	101	1.22	98					GLOB	UNIF	WY	0	4
4122	LOAD	Y	606	636	2.43	162	1.22	158					GLOB	UNIF	WY	0	4
4123	LOAD	Z	606	636	2.43	27	1.22	26					GLOB	UNIF	WY	0	4
4124	LOAD	X	606	636	3.65	98	1.22	96					GLOB	UNIF	WY	0	4
4125	LOAD	Y	606	636	3.65	158	1.22	154					GLOB	UNIF	WY	0	4
4126	LOAD	Z	606	636	3.65	26	1.22	26					GLOB	UNIF	WY	0	4
4127	LOAD	X	606	636	4.87	96	1.22	93					GLOB	UNIF	WY	0	4
4128	LOAD	Y	606	636	4.87	154	1.22	150					GLOB	UNIF	WY	0	4
4129	LOAD	Z	606	636	4.87	26	1.22	25					GLOB	UNIF	WY	0	4
4130	LOAD	X	631	651	0.00	111	1.22	108					GLOB	UNIF	WY	0	4
4131	LOAD	Y	631	651	0.00	238	1.22	232					GLOB	UNIF	WY	0	4
4132	LOAD	Z	631	651	0.00-	04	1.22-	04					GLOB	UNIF	WY	0	4
4133	LOAD	X	631	651	1.22	108	1.22	106					GLOB	UNIF	WY	0	4
4134	LOAD	Y	631	651	1.22	232	1.22	227					GLOB	UNIF	WY	0	4
4135	LOAD	Z	631	651	1.22-	04	1.22-	04					GLOB	UNIF	WY	0	4
4136	LOAD	X	631	651	2.43	106	1.22	103					GLOB	UNIF	WY	0	4
4137	LOAD	Y	631	651	2.43	227	1.22	222					GLOB	UNIF	WY	0	4
4138	LOAD	Z	631	651	2.43-	04	1.22-	04					GLOB	UNIF	WY	0	4
4139	LOAD	X	631	651	3.65	103	1.22	101					GLOB	UNIF	WY	0	4
4140	LOAD	Y	631	651	3.65	222	1.22	216					GLOB	UNIF	WY	0	4
4141	LOAD	Z	631	651	3.65-	04	1.22-	04					GLOB	UNIF	WY	0	4
4142	LOAD	X	631	651	4.87	101	1.22	99					GLOB	UNIF	WY	0	4

LINE NO.																					
4183	LOAD	Y	651	651	4.87	218	1.22	213					GLOB	UNIF		WV	0	4			
4184	LOAD	Z	651	651	4.87-	04	1.22-	04					GLOB	UNIF		WV	0	4			
4185	LOAD	X	653	653	0.00	112	1.22	109					GLOB	UNIF		WV	0	4			
4186	LOAD	Y	653	653	0.00	175	1.22	170					GLOB	UNIF		WV	0	4			
4187	LOAD	Z	653	653	0.00-	31	1.22-	30					GLOB	UNIF		WV	0	4			
4188	LOAD	X	653	653	1.22	109	1.22	106					GLOB	UNIF		WV	0	4			
4189	LOAD	Y	653	653	1.22	170	1.22	165					GLOB	UNIF		WV	0	4			
4190	LOAD	Z	653	653	1.22-	30	1.22-	29					GLOB	UNIF		WV	0	4			
4191	LOAD	X	653	653	2.43	106	1.22	103					GLOB	UNIF		WV	0	4			
4192	LOAD	Y	653	653	2.43	165	1.22	161					GLOB	UNIF		WV	0	4			
4193	LOAD	Z	653	653	2.43-	29	1.22-	28					GLOB	UNIF		WV	0	4			
4194	LOAD	X	653	653	3.65	103	1.22	101					GLOB	UNIF		WV	0	4			
4195	LOAD	Y	653	653	3.65	161	1.22	157					GLOB	UNIF		WV	0	4			
4196	LOAD	Z	653	653	3.65-	28	1.22-	27					GLOB	UNIF		WV	0	4			
4197	LOAD	X	653	653	4.87	101	1.22	98					GLOB	UNIF		WV	0	4			
4198	LOAD	Y	653	653	4.87	157	1.22	153					GLOB	UNIF		WV	0	4			
4199	LOAD	Z	653	653	4.87-	27	1.22-	27					GLOB	UNIF		WV	0	4			
4200	LOAD	X	656	656	0.00	150	1.22	147					GLOB	UNIF		WV	0	4			
4201	LOAD	Y	656	656	0.00	237	1.22	231					GLOB	UNIF		WV	0	4			
4202	LOAD	Z	656	656	0.00	39	1.22	38					GLOB	UNIF		WV	0	4			
4203	LOAD	X	656	656	1.22	147	1.22	144					GLOB	UNIF		WV	0	4			
4204	LOAD	Y	656	656	1.22	231	1.22	226					GLOB	UNIF		WV	0	4			
4205	LOAD	Z	656	656	1.22	38	1.22	38					GLOB	UNIF		WV	0	4			
4206	LOAD	X	656	656	2.43	144	1.22	141					GLOB	UNIF		WV	0	4			
4207	LOAD	Y	656	656	2.43	226	1.22	221					GLOB	UNIF		WV	0	4			
4208	LOAD	Z	656	656	2.43	38	1.22	37					GLOB	UNIF		WV	0	4			
4209	LOAD	X	656	656	3.65	141	1.22	138					GLOB	UNIF		WV	0	4			
4210	LOAD	Y	656	656	3.65	221	1.22	217					GLOB	UNIF		WV	0	4			
4211	LOAD	Z	656	656	3.65	37	1.22	36					GLOB	UNIF		WV	0	4			
4212	LOAD	X	656	656	4.87	138	1.22	135					GLOB	UNIF		WV	0	4			
4213	LOAD	Y	656	656	4.87	217	1.22	212					GLOB	UNIF		WV	0	4			
4214	LOAD	Z	656	656	4.87	36	1.22	35					GLOB	UNIF		WV	0	4			
4215	LOAD	X	651	701	0.00	99	1.42	96					GLOB	UNIF		WV	0	4			
4216	LOAD	Y	651	701	0.00	213	1.42	207					GLOB	UNIF		WV	0	4			
4217	LOAD	Z	651	701	0.00-	03	1.42-	03					GLOB	UNIF		WV	0	4			
4218	LOAD	X	651	701	1.42	96	1.42	93					GLOB	UNIF		WV	0	4			
4219	LOAD	Y	651	701	1.42	207	1.42	202					GLOB	UNIF		WV	0	4			
4220	LOAD	Z	651	701	1.42-	03	1.42-	03					GLOB	UNIF		WV	0	4			
4221	LOAD	X	651	701	2.84	93	1.42	91					GLOB	UNIF		WV	0	4			
4222	LOAD	Y	651	701	2.84	202	1.42	196					GLOB	UNIF		WV	0	4			
4223	LOAD	Z	651	701	2.84-	03	1.42-	03					GLOB	UNIF		WV	0	4			
4224	LOAD	X	651	701	4.26	91	1.42	88					GLOB	UNIF		WV	0	4			
4225	LOAD	Y	651	701	4.26	196	1.42	191					GLOB	UNIF		WV	0	4			
4226	LOAD	Z	651	701	4.26-	03	1.42-	03					GLOB	UNIF		WV	0	4			
4227	LOAD	X	651	701	5.68	88	1.42	86					GLOB	UNIF		WV	0	4			
4228	LOAD	Y	651	701	5.68	191	1.42	187					GLOB	UNIF		WV	0	4			
4229	LOAD	Z	651	701	5.68-	03	1.42-	03					GLOB	UNIF		WV	0	4			
4190	LOAD	X	653	703	0.00	98	1.42	95					GLOB	UNIF		WV	0	4			
4191	LOAD	Y	653	703	0.00	153	1.42	148					GLOB	UNIF		WV	0	4			
4192	LOAD	Z	653	703	0.00-	27	1.42-	26					GLOB	UNIF		WV	0	4			

LINE NO.														
4193	LOAD	X	653	703	1.42	95	1.42	92	GLOB	UNIF	WV	0	4	
4194	LOAD	Y	653	703	1.42	148	1.42	143	GLOB	UNIF	WV	0	4	
4195	LOAD	Z	653	703	1.42-	26	1.42-	25	GLOB	UNIF	WV	0	4	
4196	LOAD	X	653	703	2.84	92	1.42	89	GLOB	UNIF	WV	0	4	
4197	LOAD	Y	653	703	2.84	143	1.42	138	GLOB	UNIF	WV	0	4	
4198	LOAD	Z	653	703	2.84-	25	1.42-	24	GLOB	UNIF	WV	0	4	
4199	LOAD	X	653	703	4.26	89	1.42	87	GLOB	UNIF	WV	0	4	
4200	LOAD	Y	653	703	4.26	138	1.42	134	GLOB	UNIF	WV	0	4	
4201	LOAD	Z	653	703	4.26-	24	1.42-	24	GLOB	UNIF	WV	0	4	
4202	LOAD	X	653	703	5.68	87	1.42	84	GLOB	UNIF	WV	0	4	
4203	LOAD	Y	653	703	5.68	134	1.42	130	GLOB	UNIF	WV	0	4	
4204	LOAD	Z	653	703	5.68-	24	1.42-	23	GLOB	UNIF	WV	0	4	
4205	LOAD	X	656	706	0.00	135	1.42	131	GLOB	UNIF	WV	0	4	
4206	LOAD	Y	656	706	0.00	212	1.42	206	GLOB	UNIF	WV	0	4	
4207	LOAD	Z	656	706	0.00	35	1.42	34	GLOB	UNIF	WV	0	4	
4208	LOAD	X	656	706	1.42	131	1.42	128	GLOB	UNIF	WV	0	4	
4209	LOAD	Y	656	706	1.42	206	1.42	201	GLOB	UNIF	WV	0	4	
4210	LOAD	Z	656	706	1.42	34	1.42	34	GLOB	UNIF	WV	0	4	
4211	LOAD	X	656	706	2.84	128	1.42	125	GLOB	UNIF	WV	0	4	
4212	LOAD	Y	656	706	2.84	201	1.42	195	GLOB	UNIF	WV	0	4	
4213	LOAD	Z	656	706	2.84	34	1.42	33	GLOB	UNIF	WV	0	4	
4214	LOAD	X	656	706	4.26	125	1.42	121	GLOB	UNIF	WV	0	4	
4215	LOAD	Y	656	706	4.26	195	1.42	190	GLOB	UNIF	WV	0	4	
4216	LOAD	Z	656	706	4.26	33	1.42	32	GLOB	UNIF	WV	0	4	
4217	LOAD	X	656	706	5.68	121	1.42	119	GLOB	UNIF	WV	0	4	
4218	LOAD	Y	656	706	5.68	190	1.42	186	GLOB	UNIF	WV	0	4	
4219	LOAD	Z	656	706	5.68	32	1.42	31	GLOB	UNIF	WV	0	4	
4220	LOAD	X	701	801	0.00	85	6.89	73	GLOB	UNIF	WV	0	4	
4221	LOAD	Y	701	801	0.00	176	6.89	150	GLOB	UNIF	WV	0	4	
4222	LOAD	Z	701	801	0.00-	03	6.89-	02	GLOB	UNIF	WV	0	4	
4223	LOAD	X	701	801	6.89	73	6.89	67	GLOB	UNIF	WV	0	4	
4224	LOAD	Y	701	801	6.89	156	6.89	141	GLOB	UNIF	WV	0	4	
4225	LOAD	Z	701	801	6.89-	02	6.89-	02	GLOB	UNIF	WV	0	4	
4226	LOAD	X	701	801	13.79	67	6.89	61	GLOB	UNIF	WV	0	4	
4227	LOAD	Y	701	801	13.79	141	6.89	127	GLOB	UNIF	WV	0	4	
4228	LOAD	Z	701	801	13.79-	02	6.89-	02	GLOB	UNIF	WV	0	4	
4229	LOAD	X	701	801	20.68	61	6.89	55	GLOB	UNIF	WV	0	4	
4230	LOAD	Y	701	801	20.68	127	6.89	115	GLOB	UNIF	WV	0	4	
4231	LOAD	Z	701	801	20.68-	02	6.89-	1	GLOB	UNIF	WV	0	4	
4232	LOAD	X	701	801	27.57	55	6.89	52	GLOB	UNIF	WV	0	4	
4233	LOAD	Y	701	801	27.57	113	6.89	104	GLOB	UNIF	WV	0	4	
4234	LOAD	Z	701	801	27.57-	1	6.89-	1	GLOB	UNIF	WV	0	4	
4235	LOAD	X	703	803	0.00	81	6.89	70	GLOB	UNIF	WV	0	4	
4236	LOAD	Y	703	803	0.00	126	6.89	110	GLOB	UNIF	WV	0	4	
4237	LOAD	Z	703	803	0.00-	22	6.89-	19	GLOB	UNIF	WV	0	4	
4238	LOAD	X	703	803	6.89	70	6.89	62	GLOB	UNIF	WV	0	4	
4239	LOAD	Y	703	803	6.89	110	6.89	98	GLOB	UNIF	WV	0	4	
4240	LOAD	Z	703	803	6.89-	19	6.89-	17	GLOB	UNIF	WV	0	4	
4241	LOAD	X	703	803	13.79	62	6.89	55	GLOB	UNIF	WV	0	4	
4242	LOAD	Y	703	803	13.79	98	6.89	87	GLOB	UNIF	WV	0	4	

```
LINE NO.  1....5....0....5....0....5....0....5....0....5....0....5....0....5....0....5....0....5....0
```

4283	LOAD	Z	705	805	13.79-	17	6.89-	15			GLOB	UNIF		WV	0	4			
4284	LOAD	A	705	805	20.68	55	6.89	48			GLOB	UNIF		WV	0	4			
4285	LOAD	Y	705	805	20.68	87	6.89	77			GLOB	UNIF		WV	0	4			
4286	LOAD	Z	705	805	20.68-	15	6.89-	13			GLOB	UNIF		WV	0	4			
4287	LOAD	A	705	805	27.57	46	6.89	43			GLOB	UNIF		WV	0	4			
4288	LOAD	Y	705	805	27.57	77	6.89	69			GLOB	UNIF		WV	0	4			
4289	LOAD	Z	705	805	27.57-	13	6.89-	12			GLOB	UNIF		WV	0	4			
4290	LOAD	A	706	806	0.00	111	6.89	99			GLOB	UNIF		WV	0	4			
4291	LOAD	Y	706	806	0.00	174	6.89	156			GLOB	UNIF		WV	0	4			
4292	LOAD	Z	706	806	0.00	29	6.89	26			GLOB	UNIF		WV	0	4			
4293	LOAD	A	706	806	6.89	99	6.89	90			GLOB	UNIF		WV	0	4			
4294	LOAD	Y	706	806	6.89	156	6.89	142			GLOB	UNIF		WV	0	4			
4295	LOAD	Z	706	806	6.89	26	6.89	24			GLOB	UNIF		WV	0	4			
4296	LOAD	A	706	806	13.79	90	6.89	82			GLOB	UNIF		WV	0	4			
4297	LOAD	Y	706	806	13.79	142	6.89	130			GLOB	UNIF		WV	0	4			
4298	LOAD	Z	706	806	13.79	24	6.89	22			GLOB	UNIF		WV	0	4			
4299	LOAD	A	706	806	20.68	82	6.89	74			GLOB	UNIF		WV	0	4			
4300	LOAD	Y	706	806	20.68	130	6.89	118			GLOB	UNIF		WV	0	4			
4301	LOAD	Z	706	806	20.68	22	6.89	20			GLOB	UNIF		WV	0	4			
4302	LOAD	A	706	806	27.58	74	6.89	69			GLOB	UNIF		WV	0	4			
4303	LOAD	Y	706	806	27.58	118	6.89	111			GLOB	UNIF		WV	0	4			
4304	LOAD	Z	706	806	27.58	20	6.89	18			GLOB	UNIF		WV	0	4			
4305	LOAD	A	8011001		0.00	52	3.83	50			GLOB	UNIF		WV	0	4			
4306	LOAD	Y	8011001		0.00	106	3.83	100			GLOB	UNIF		WV	0	4			
4307	LOAD	Z	8011001		0.00-	1	3.83-	1			GLOB	UNIF		WV	0	4			
4308	LOAD	A	8011001		3.83	50	3.83	49			GLOB	UNIF		WV	0	4			
4309	LOAD	Y	8011001		3.83	100	3.83	96			GLOB	UNIF		WV	0	4			
4310	LOAD	Z	8011001		3.83-	1	3.83-	1			GLOB	UNIF		WV	0	4			
4311	LOAD	A	8011001		7.66	49	3.83	47			GLOB	UNIF		WV	0	4			
4312	LOAD	Y	8011001		7.66	96	3.83	92			GLOB	UNIF		WV	0	4			
4313	LOAD	Z	8011001		7.66-	1	3.83-	1			GLOB	UNIF		WV	0	4			
4314	LOAD	A	8011001		11.49	47	3.83	46			GLOB	UNIF		WV	0	4			
4315	LOAD	Y	8011001		11.49	92	3.83	86			GLOB	UNIF		WV	0	4			
4316	LOAD	Z	8011001		11.49-	1	3.83-	1			GLOB	UNIF		WV	0	4			
4317	LOAD	A	8011001		15.32	46	3.83	45			GLOB	UNIF		WV	0	4			
4318	LOAD	Y	8011001		15.32	88	3.83	85			GLOB	UNIF		WV	0	4			
4319	LOAD	Z	8011001		15.32-	1	3.83				GLOB	UNIF		WV	0	4			
4320	LOAD	A	8011001		19.15	45	3.83	45			GLOB	UNIF		WV	0	4			
4321	LOAD	Y	8011001		19.15	85	3.83	83			GLOB	UNIF		WV	0	4			
4322	LOAD	A	8011001		22.98	45	3.83	39			GLOB	UNIF		WV	0	4			
4323	LOAD	Y	8011001		22.98	83	3.83	64			GLOB	UNIF		WV	0	4			
4324	LOAD	A	8011001		26.81	39	3.83	25			GLOB	UNIF		WV	0	4			
4325	LOAD	Y	8011001		26.81	64	3.83	41			GLOB	UNIF		WV	0	4			
4326	LOAD	A	8011001		30.64	25	3.83	10			GLOB	UNIF		WV	0	4			
4327	LOAD	Y	8011001		30.64	41	3.83	17			GLOB	UNIF		WV	0	4			
4328	LOAD	A	8031003		0.00	43	4.31	40			GLOB	UNIF		WV	0	4			
4329	LOAD	Y	8031003		0.00	69	4.31	64			GLOB	UNIF		WV	0	4			
4330	LOAD	Z	8031003		0.00-	12	4.31-	11			GLOB	UNIF		WV	0	4			
4331	LOAD	A	8031003		4.31	40	4.31	37			GLOB	UNIF		WV	0	4			
4332	LOAD	Y	8031003		4.31	64	4.31	60			GLOB	UNIF		WV	0	4			

LINE NO.			1	1	2	2	3	3	4	4	5	5	6	6	7	7	8
1...5			0	5	0	5	0	5	0	5	0	5	0	5	0	5	0
4293	LOAD	Z	8031003		4.31-	11	4.31-	10					GLOB	UNIF	WV	0	4
4294	LOAD	X	8031003		8.62	37	4.31	34					GLOB	UNIF	WV	0	4
4295	LOAD	Y	8031003		8.62	60	4.31	56					GLOB	UNIF	WV	0	4
4296	LOAD	Z	8031003		8.62-	10	4.31-	10					GLOB	UNIF	WV	0	4
4297	LOAD	X	8031003		12.93	34	4.31	31					GLOB	UNIF	WV	0	4
4298	LOAD	Y	8031003		12.93	56	4.31	52					GLOB	UNIF	WV	0	4
4299	LOAD	Z	8031003		12.93-	10	4.31-	09					GLOB	UNIF	WV	0	4
4300	LOAD	X	8031003		17.23	31	4.31	29					GLOB	UNIF	WV	0	4
4301	LOAD	Y	8031003		17.23	52	4.31	50					GLOB	UNIF	WV	0	4
4302	LOAD	Z	8031003		17.23-	09	4.31-	08					GLOB	UNIF	WV	0	4
4303	LOAD	X	8031003		21.54	29	4.31	25					GLOB	UNIF	WV	0	4
4304	LOAD	Y	8031003		21.54	50	4.31	39					GLOB	UNIF	WV	0	4
4305	LOAD	Z	8031003		21.54-	08	4.31-	07					GLOB	UNIF	WV	0	4
4306	LOAD	X	8031003		25.85	25	4.31	07					GLOB	UNIF	WV	0	4
4307	LOAD	Y	8031003		25.85	39	4.31	11					GLOB	UNIF	WV	0	4
4308	LOAD	Z	8031003		25.85-	07	4.31-	02					GLOB	UNIF	WV	0	4
4309	LOAD	X	8031003		30.16	07	1.91						GLOB	UNIF	WV	0	4
4310	LOAD	X	8031003		32.07		2.40-	09					GLOB	UNIF	WV	0	4
4311	LOAD	Y	8031003		30.16	11	1.81						GLOB	UNIF	WV	0	4
4312	LOAD	Y	8031003		31.97		2.50-	16					GLOB	UNIF	WV	0	4
4313	LOAD	Z	8031003		30.16-	02	1.67						GLOB	UNIF	WV	0	4
4314	LOAD	Z	8031003		32.03		2.44	03					GLOB	UNIF	WV	0	4
4315	LOAD	X	8061006		0.00	69	4.92	66					GLOB	UNIF	WV	0	4
4316	LOAD	Y	8061006		0.00	111	4.92	106					GLOB	UNIF	WV	0	4
4317	LOAD	Z	8061006		0.00	18	4.92	18					GLOB	UNIF	WV	0	4
4318	LOAD	X	8061006		4.92	66	4.92	63					GLOB	UNIF	WV	0	4
4319	LOAD	Y	8061006		4.92	106	4.92	102					GLOB	UNIF	WV	0	4
4320	LOAD	Z	8061006		4.92	18	4.92	17					GLOB	UNIF	WV	0	4
4321	LOAD	X	8061006		9.85	63	4.92	60					GLOB	UNIF	WV	0	4
4322	LOAD	Y	8061006		9.85	102	4.92	97					GLOB	UNIF	WV	0	4
4323	LOAD	Z	8061006		9.85	17	4.92	16					GLOB	UNIF	WV	0	4
4324	LOAD	X	8061006		14.77	60	4.92	58					GLOB	UNIF	WV	0	4
4325	LOAD	Y	8061006		14.77	97	4.92	94					GLOB	UNIF	WV	0	4
4326	LOAD	Z	8061006		14.77	16	4.92	16					GLOB	UNIF	WV	0	4
4327	LOAD	X	8061006		19.70	58	4.92	55					GLOB	UNIF	WV	0	4
4328	LOAD	Y	8061006		19.70	94	4.92	90					GLOB	UNIF	WV	0	4
4329	LOAD	Z	8061006		19.70	16	4.92	15					GLOB	UNIF	WV	0	4
4330	LOAD	X	8061006		24.62	55	4.92	38					GLOB	UNIF	WV	0	4
4331	LOAD	Y	8061006		24.62	90	4.92	64					GLOB	UNIF	WV	0	4
4332	LOAD	Z	8061006		24.62	15	4.92	11					GLOB	UNIF	WV	0	4
4333	LOAD	X	8061006		29.54	38	4.92	22					GLOB	UNIF	WV	0	4
4334	LOAD	Y	8061006		29.54	64	4.92	37					GLOB	UNIF	WV	0	4
4335	LOAD	Z	8061006		29.54	11	4.92	06					GLOB	UNIF	WV	0	4
4336	LOADCN		5														
4337	LOAD	X	401	510	0.00-	390							GLOB	CONC	WN	0	5
4338	LOAD	Y	401	510							0.00-236476		GLOB	MOMT	WN	0	5
4339	LOAD	Y	401	510	0.00-	676							GLOB	CONC	WN	0	5
4340	LOAD	X	401	510							0.00	409568	GLOB	MOMT	WN	0	5
4341	LOAD	X	403	511	0.00-	390							GLOB	CONC	WN	0	5
4342	LOAD	Y	403	511							0.00-236476		GLOB	MOMT	WN	0	5

LINE NO.			1	1	2	2	3	3	4	4	5	5	6	6	7	7	8
	1...5....0....5....0....5....0....5....0....5....0....5....0....5....0....5....0																
4343	LOAD	Y	403	511	0.00-	676							GLOB	CONC	WN	0	5
4344	LOAD	A	403	511							0.00	409588	GLOB	MOMT	WN	0	5
4345	LOAD	A	406	512	0.00-	590							GLOB	CONC	WN	0	5
4346	LOAD	Y	406	512							0.00-	236476	GLOB	MOMT	WN	0	5
4347	LOAD	Y	406	512	0.00-	676							GLOB	CONC	WN	0	5
4348	LOAD	A	406	512							0.00	409588	GLOB	MOMT	WN	0	5
4349	LOAD	A	203	306	20.64-	18	2.36-	21					GLOB	UNIF	WV	0	5
4350	LOAD	Y	203	306	20.64-	31	2.36-	36					GLOB	UNIF	WV	0	5
4351	LOAD	Z	203	306	20.64-	70	2.36-	80					GLOB	UNIF	WV	0	5
4352	LOAD	A	203	306	23.20-	21	2.36-	22					GLOB	UNIF	WV	0	5
4353	LOAD	Y	203	306	23.20-	36	2.36-	39					GLOB	UNIF	WV	0	5
4354	LOAD	Z	203	306	23.20-	80	2.36-	86					GLOB	UNIF	WV	0	5
4355	LOAD	A	203	306	25.56-	22	2.36-	23					GLOB	UNIF	WV	0	5
4356	LOAD	Y	203	306	25.56-	39	2.36-	41					GLOB	UNIF	WV	0	5
4357	LOAD	Z	203	306	25.56-	86	2.36-	91					GLOB	UNIF	WV	0	5
4358	LOAD	A	203	306	27.92-	23	2.36-	23					GLOB	UNIF	WV	0	5
4359	LOAD	Y	203	306	27.92-	41	2.36-	40					GLOB	UNIF	WV	0	5
4360	LOAD	Z	203	306	27.92-	91	2.36-	89					GLOB	UNIF	WV	0	5
4361	LOAD	A	203	306	30.29-	23	2.36-	22					GLOB	UNIF	WV	0	5
4362	LOAD	Y	203	306	30.29-	40	2.36-	39					GLOB	UNIF	WV	0	5
4363	LOAD	Z	203	306	30.29-	89	2.36-	87					GLOB	UNIF	WV	0	5
4364	LOAD	A	206	301	14.46-	136	3.64-	148					GLOB	UNIF	WV	0	5
4365	LOAD	Y	206	301	14.46-	77	3.64-	86					GLOB	UNIF	WV	0	5
4366	LOAD	Z	206	301	14.46-	02	2.50						GLOB	UNIF	WV	0	5
4367	LOAD	Z	206	301	18.96		1.14	1					GLOB	UNIF	WV	0	5
4368	LOAD	A	206	301	18.10-	148	3.64-	164					GLOB	UNIF	WV	0	5
4369	LOAD	Y	206	301	18.10-	86	3.64-	98					GLOB	UNIF	WV	0	5
4370	LOAD	Z	206	301	18.10	1	3.64	05					GLOB	UNIF	WV	0	5
4371	LOAD	A	206	301	21.75-	164	3.64-	180					GLOB	UNIF	WV	0	5
4372	LOAD	Y	206	301	21.75-	98	3.64-	110					GLOB	UNIF	WV	0	5
4373	LOAD	Z	206	301	21.75	05	3.64	10					GLOB	UNIF	WV	0	5
4374	LOAD	A	206	301	25.37-	180	3.64-	188					GLOB	UNIF	WV	0	5
4375	LOAD	Y	206	301	25.37-	110	3.64-	117					GLOB	UNIF	WV	0	5
4376	LOAD	Z	206	301	25.37	10	3.64	14					GLOB	UNIF	WV	0	5
4377	LOAD	A	206	301	29.01-	188	3.64-	196					GLOB	UNIF	WV	0	5
4378	LOAD	Y	206	301	29.01-	117	3.64-	125					GLOB	UNIF	WV	0	5
4379	LOAD	Z	206	301	29.01	14	3.64	17					GLOB	UNIF	WV	0	5
4380	LOAD	A	301	403	0.00-	32	8.13-	37					GLOB	UNIF	WV	0	5
4381	LOAD	Y	301	403	0.00-	145	8.13-	160					GLOB	UNIF	WV	0	5
4382	LOAD	Z	301	403	0.00	32	8.13	37					GLOB	UNIF	WV	0	5
4383	LOAD	A	301	403	8.13-	37	8.13-	39					GLOB	UNIF	WV	0	5
4384	LOAD	Y	301	403	8.13-	160	8.13-	165					GLOB	UNIF	WV	0	5
4385	LOAD	Z	301	403	8.13	37	8.13	40					GLOB	UNIF	WV	0	5
4386	LOAD	A	301	403	16.26-	39	8.13-	39					GLOB	UNIF	WV	0	5
4387	LOAD	Y	301	403	16.26-	163	8.13-	165					GLOB	UNIF	WV	0	5
4388	LOAD	Z	301	403	16.26	40	8.13	40					GLOB	UNIF	WV	0	5
4389	LOAD	A	301	403	24.40-	39	8.13-	30					GLOB	UNIF	WV	0	5
4390	LOAD	Y	301	403	24.40-	165	8.13-	127					GLOB	UNIF	WV	0	5
4391	LOAD	Z	301	403	24.40	40	8.13	31					GLOB	UNIF	WV	0	5
4392	LOAD	A	301	403	32.53-	30	8.13-	24					GLOB	UNIF	WV	0	5

LINE NO.																			
4393	LOAD	Y	301	403	32.53-	127	8.13-	102					GLOB	UNIF		WY	0	5	
4394	LOAD	Z	301	403	32.53	31	8.13	24					GLOB	UNIF		WY	0	5	
4395	LOAD	Y	301	303	0.00-	118	2.39-	114					GLOB	UNIF		WY	0	5	
4396	LOAD	Z	301	303	0.00-	12	2.39-	10					GLOB	UNIF		WY	0	5	
4397	LOAD	Y	301	303	2.39-	114	2.39-	109					GLOB	UNIF		WY	0	5	
4398	LOAD	Z	301	303	2.39-	10	2.39-	07					GLOB	UNIF		WY	0	5	
4399	LOAD	Y	301	303	4.78-	109	2.39-	105					GLOB	UNIF		WY	0	5	
4400	LOAD	Z	301	303	4.78-	07	2.39-	05					GLOB	UNIF		WY	0	5	
4401	LOAD	Y	301	303	7.17-	105	2.39-	100					GLOB	UNIF		WY	0	5	
4402	LOAD	Z	301	303	7.17-	05	2.39-	03					GLOB	UNIF		WY	0	5	
4403	LOAD	Y	301	303	9.56-	100	2.39-	96					GLOB	UNIF		WY	0	5	
4404	LOAD	Z	301	303	9.56-	03	2.39						GLOB	UNIF		WY	0	5	
4405	LOAD	Y	301	303	11.94-	96	2.39-	91					GLOB	UNIF		WY	0	5	
4406	LOAD	Z	301	303	12.15		2.18	02					GLOB	UNIF		WY	0	5	
4407	LOAD	Y	301	303	14.33-	91	2.39-	87					GLOB	UNIF		WY	0	5	
4408	LOAD	Z	301	303	14.33	02	2.39	04					GLOB	UNIF		WY	0	5	
4409	LOAD	Y	301	303	16.72-	87	2.39-	82					GLOB	UNIF		WY	0	5	
4410	LOAD	Z	301	303	16.72	04	2.39	07					GLOB	UNIF		WY	0	5	
4411	LOAD	Y	301	303	19.11-	82	2.39-	66					GLOB	UNIF		WY	0	5	
4412	LOAD	Z	301	303	19.11	07	2.39	09					GLOB	UNIF		WY	0	5	
4413	LOAD	Y	301	303	21.50-	66	2.39						GLOB	UNIF		WY	0	5	
4414	LOAD	Z	301	303	21.50	09	2.39						GLOB	UNIF		WY	0	5	
4415	LOAD	Z	303	306	4.05	09	4.55						GLOB	UNIF		WY	0	5	
4416	LOAD	Z	303	306	8.40		.04-	1					GLOB	UNIF		WY	0	5	
4417	LOAD	Z	303	306	9.04-	1	4.99-	11					GLOB	UNIF		WY	0	5	
4418	LOAD	Z	303	306	14.03-	11	4.99-	16					GLOB	UNIF		WY	0	5	
4419	LOAD	Z	303	306	19.02-	16	4.99-	20					GLOB	UNIF		WY	0	5	
4420	LOAD	Z	303	306	24.01-	20	4.99-	22					GLOB	UNIF		WY	0	5	
4421	LOAD	A	301	306	0.00-	102	5.80-	105					GLOB	UNIF		WY	0	5	
4422	LOAD	Y	301	306	0.00-	59	5.80-	60					GLOB	UNIF		WY	0	5	
4423	LOAD	Z	301	306	0.00-	12	5.80-	15					GLOB	UNIF		WY	0	5	
4424	LOAD	A	301	306	5.80-	105	5.80-	107					GLOB	UNIF		WY	0	5	
4425	LOAD	Y	301	306	5.80-	60	5.80-	62					GLOB	UNIF		WY	0	5	
4426	LOAD	Z	301	306	5.80-	15	5.80-	17					GLOB	UNIF		WY	0	5	
4427	LOAD	A	301	306	11.60-	107	5.80-	110					GLOB	UNIF		WY	0	5	
4428	LOAD	Y	301	306	11.60-	62	5.80-	63					GLOB	UNIF		WY	0	5	
4429	LOAD	Z	301	306	11.60-	17	5.80-	20					GLOB	UNIF		WY	0	5	
4430	LOAD	A	301	306	17.40-	110	5.80-	106					GLOB	UNIF		WY	0	5	
4431	LOAD	Y	301	306	17.40-	63	5.80-	61					GLOB	UNIF		WY	0	5	
4432	LOAD	Z	301	306	17.40-	20	5.80-	21					GLOB	UNIF		WY	0	5	
4433	LOAD	A	301	306	23.20-	106	5.80-	97					GLOB	UNIF		WY	0	5	
4434	LOAD	Y	301	306	23.20-	61	5.80-	56					GLOB	UNIF		WY	0	5	
4435	LOAD	Z	301	306	23.20-	21	5.80-	22					GLOB	UNIF		WY	0	5	
4436	LOAD	Y	501	502	0.00-	61	3.03-	61					GLOB	UNIF		WY	0	5	
4437	LOAD	Z	501	502	0.00-	09	3.03-	08					GLOB	UNIF		WY	0	5	
4438	LOAD	Y	501	502	3.03-	61	3.03-	61					GLOB	UNIF		WY	0	5	
4439	LOAD	Z	501	502	3.03-	08	3.03-	08					GLOB	UNIF		WY	0	5	
4440	LOAD	Y	501	502	6.06-	61	3.03-	60					GLOB	UNIF		WY	0	5	
4441	LOAD	Z	501	502	6.06-	08	3.03-	07					GLOB	UNIF		WY	0	5	
4442	LOAD	Y	501	502	9.09-	60	3.03-	60					GLOB	UNIF		WY	0	5	

LINE NO.																		
4483	LOAD	Z	501	502	9.09-	07	3.03-	07			GLOB	UNIF		WV	0	5		
4484	LOAD	Y	501	502	12.12-	60	3.03-	60			GLOB	UNIF		WV	0	5		
4485	LOAD	Z	501	502	12.12-	07	3.03-	06			GLOB	UNIF		WV	0	5		
4486	LOAD	Y	502	503	0.00-	60	3.03-	60			GLOB	UNIF		WV	0	5		
4487	LOAD	Z	502	503	0.00-	06	3.03-	06			GLOB	UNIF		WV	0	5		
4488	LOAD	Y	502	503	3.03-	60	3.03-	59			GLOB	UNIF		WV	0	5		
4489	LOAD	Z	502	503	3.03-	06	3.03-	05			GLOB	UNIF		WV	0	5		
4490	LOAD	Y	502	503	6.06-	59	3.03-	59			GLOB	UNIF		WV	0	5		
4491	LOAD	Z	502	503	6.06-	05	3.03-	05			GLOB	UNIF		WV	0	5		
4492	LOAD	Y	502	503	9.09-	59	3.03-	58			GLOB	UNIF		WV	0	5		
4493	LOAD	Z	502	503	9.09-	05	3.03-	04			GLOB	UNIF		WV	0	5		
4494	LOAD	Y	502	503	12.12-	58	3.03-	58			GLOB	UNIF		WV	0	5		
4495	LOAD	Z	502	503	12.12-	04	3.03-	03			GLOB	UNIF		WV	0	5		
4496	LOAD	Z	503	505	0.00-	03	3.03-	05			GLOB	UNIF		WV	0	5		
4497	LOAD	Z	503	505	3.03-	05	3.03-	06			GLOB	UNIF		WV	0	5		
4498	LOAD	Z	503	505	6.06-	06	3.03-	07			GLOB	UNIF		WV	0	5		
4499	LOAD	Z	503	505	9.09-	07	3.03-	08			GLOB	UNIF		WV	0	5		
4500	LOAD	Z	503	505	12.12-	08	3.03-	09			GLOB	UNIF		WV	0	5		
4501	LOAD	Z	505	506	0.00-	09	3.03-	09			GLOB	UNIF		WV	0	5		
4502	LOAD	Z	505	506	3.03-	09	3.03-	10			GLOB	UNIF		WV	0	5		
4503	LOAD	Z	505	506	6.06-	10	3.03-	10			GLOB	UNIF		WV	0	5		
4504	LOAD	Z	505	506	9.09-	10	3.03-	10			GLOB	UNIF		WV	0	5		
4505	LOAD	Z	505	506	12.12-	10	3.03-	10			GLOB	UNIF		WV	0	5		
4506	LOAD	X	501	504	0.00-	53	3.03-	53			GLOB	UNIF		WV	0	5		
4507	LOAD	Y	501	504	0.00-	30	3.03-	30			GLOB	UNIF		WV	0	5		
4508	LOAD	Z	501	504	0.00-	09	3.03-	09			GLOB	UNIF		WV	0	5		
4509	LOAD	X	501	504	3.03-	53	3.03-	52			GLOB	UNIF		WV	0	5		
4510	LOAD	Y	501	504	3.03-	30	3.03-	30			GLOB	UNIF		WV	0	5		
4511	LOAD	Z	501	504	3.03-	09	3.03-	09			GLOB	UNIF		WV	0	5		
4512	LOAD	X	501	504	6.06-	52	3.03-	52			GLOB	UNIF		WV	0	5		
4513	LOAD	Y	501	504	6.06-	30	3.03-	30			GLOB	UNIF		WV	0	5		
4514	LOAD	Z	501	504	6.06-	09	3.03-	09			GLOB	UNIF		WV	0	5		
4515	LOAD	X	501	504	9.09-	52	3.03-	52			GLOB	UNIF		WV	0	5		
4516	LOAD	Y	501	504	9.09-	30	3.03-	30			GLOB	UNIF		WV	0	5		
4517	LOAD	Z	501	504	9.09-	09	3.03-	10			GLOB	UNIF		WV	0	5		
4518	LOAD	X	501	504	12.12-	52	3.03-	52			GLOB	UNIF		WV	0	5		
4519	LOAD	Y	501	504	12.12-	30	3.03-	30			GLOB	UNIF		WV	0	5		
4520	LOAD	Z	501	504	12.12-	10	3.03-	10			GLOB	UNIF		WV	0	5		
4521	LOAD	X	504	506	0.00-	52	3.03-	52			GLOB	UNIF		WV	0	5		
4522	LOAD	Y	504	506	0.00-	30	3.03-	30			GLOB	UNIF		WV	0	5		
4523	LOAD	Z	504	506	0.00-	10	3.03-	10			GLOB	UNIF		WV	0	5		
4524	LOAD	X	504	506	3.03-	52	3.03-	51			GLOB	UNIF		WV	0	5		
4525	LOAD	Y	504	506	3.03-	30	3.03-	30			GLOB	UNIF		WV	0	5		
4526	LOAD	Z	504	506	3.03-	10	3.03-	10			GLOB	UNIF		WV	0	5		
4527	LOAD	X	504	506	6.06-	51	3.03-	51			GLOB	UNIF		WV	0	5		
4528	LOAD	Y	504	506	6.06-	30	3.03-	29			GLOB	UNIF		WV	0	5		
4529	LOAD	Z	504	506	6.06-	10	3.03-	10			GLOB	UNIF		WV	0	5		
4530	LOAD	X	504	506	9.09-	51	3.03-	50			GLOB	UNIF		WV	0	5		
4531	LOAD	Y	504	506	9.09-	29	3.03-	29			GLOB	UNIF		WV	0	5		
4532	LOAD	Z	504	506	9.09-	10	3.03-	10			GLOB	UNIF		WV	0	5		

```
                  1    1    2    2    3    3    4    4    5    5    6    6    7    7    8
LINE NO. 1...5....0....5....0....5....0....5....0....5....0....5....0....5....0....5....0

   4493  LOAD X  504 506   12.12-    50   3.03-    50                GLOB UNIF     WV 0 5
   4494  LOAD Y  504 506   12.12-    29   3.03-    29                GLOB UNIF     WV 0 5
   4495  LOAD Z  504 506   12.12-    10   3.03-    10                GLOB UNIF     WV 0 5
   4496  LOAD Z  502 504    0.00-    02   3.03-    03                GLOB UNIF     WV 0 5
   4497  LOAD Z  502 504    3.03-    03   3.03-    03                GLOB UNIF     WV 0 5
   4498  LOAD Z  502 504    6.06-    03   3.03-    04                GLOB UNIF     WV 0 5
   4499  LOAD Z  502 504    9.09-    04   3.03-    04                GLOB UNIF     WV 0 5
   4500  LOAD Z  502 504   12.12-    04   3.03-    04                GLOB UNIF     WV 0 5
   4501  LOAD X  502 505    0.00-    34   3.03-    34                GLOB UNIF     WV 0 5
   4502  LOAD Y  502 505    0.00-    20   3.03-    20                GLOB UNIF     WV 0 5
   4503  LOAD Z  502 505    0.00-    02   3.03-    03                GLOB UNIF     WV 0 5
   4504  LOAD X  502 505    3.03-    34   3.03-    34                GLOB UNIF     WV 0 5
   4505  LOAD Y  502 505    3.03-    20   3.03-    20                GLOB UNIF     WV 0 5
   4506  LOAD Z  502 505    3.03-    03   3.03-    03                GLOB UNIF     WV 0 5
   4507  LOAD X  502 505    6.06-    34   3.03-    35                GLOB UNIF     WV 0 5
   4508  LOAD Y  502 505    6.06-    20   3.03-    20                GLOB UNIF     WV 0 5
   4509  LOAD Z  502 505    6.06-    03   3.03-    03                GLOB UNIF     WV 0 5
   4510  LOAD X  502 505    9.09-    35   3.03-    35                GLOB UNIF     WV 0 5
   4511  LOAD Y  502 505    9.09-    20   3.03-    20                GLOB UNIF     WV 0 5
   4512  LOAD Z  502 505    9.09-    03   3.03-    03                GLOB UNIF     WV 0 5
   4513  LOAD X  502 505   12.12-    35   3.03-    35                GLOB UNIF     WV 0 5
   4514  LOAD Y  502 505   12.12-    20   3.03-    20                GLOB UNIF     WV 0 5
   4515  LOAD Z  502 505   12.12-    03   3.03-    04                GLOB UNIF     WV 0 5
   4516  LOAD Y  504 505    0.00-    40   3.03-    40                GLOB UNIF     WV 0 5
   4517  LOAD Z  504 505    0.00-    04   3.03-    04                GLOB UNIF     WV 0 5
   4518  LOAD Y  504 505    3.03-    40   3.03-    40                GLOB UNIF     WV 0 5
   4519  LOAD Z  504 505    3.03-    04   3.03-    04                GLOB UNIF     WV 0 5
   4520  LOAD Y  504 505    6.06-    40   3.03-    40                GLOB UNIF     WV 0 5
   4521  LOAD Z  504 505    6.06-    04   3.03-    04                GLOB UNIF     WV 0 5
   4522  LOAD Y  504 505    9.10-    40   3.03-    40                GLOB UNIF     WV 0 5
   4523  LOAD Z  504 505    9.10-    04   3.03-    04                GLOB UNIF     WV 0 5
   4524  LOAD Y  504 505   12.13-    40   3.03-    40                GLOB UNIF     WV 0 5
   4525  LOAD Z  504 505   12.13-    04   3.03-    04                GLOB UNIF     WV 0 5
   4526  LOAD X  501 513    0.00-    26    .60-    26                GLOB UNIF     WV 0 5
   4527  LOAD Y  501 513    0.00-    45    .60-    45                GLOB UNIF     WV 0 5
   4528  LOAD Z  501 513    0.00-    05    .60-    05                GLOB UNIF     WV 0 5
   4529  LOAD X  501 513     .60-    26    .60-    26                GLOB UNIF     WV 0 5
   4530  LOAD Y  501 513     .60-    45    .60-    45                GLOB UNIF     WV 0 5
   4531  LOAD Z  501 513     .60-    05    .60-    05                GLOB UNIF     WV 0 5
   4532  LOAD X  501 513    1.20-    26    .60-    26                GLOB UNIF     WV 0 5
   4533  LOAD Y  501 513    1.20-    45    .60-    45                GLOB UNIF     WV 0 5
   4534  LOAD Z  501 513    1.20-    05    .60-    05                GLOB UNIF     WV 0 5
   4535  LOAD X  501 513    1.80-    26    .60-    26                GLOB UNIF     WV 0 5
   4536  LOAD Y  501 513    1.80-    45    .60-    45                GLOB UNIF     WV 0 5
   4537  LOAD Z  501 513    1.80-    05    .60-    05                GLOB UNIF     WV 0 5
   4538  LOAD X  501 513    2.39-    26    .60-    26                GLOB UNIF     WV 0 5
   4539  LOAD Y  501 513    2.39-    45    .60-    45                GLOB UNIF     WV 0 5
   4540  LOAD Z  501 513    2.39-    05    .60-    05                GLOB UNIF     WV 0 5
   4541  LOAD X  503 514    0.00     12    .60     12                GLOB UNIF     WV 0 5
   4542  LOAD Y  503 514    0.00-    21    .60-    21                GLOB UNIF     WV 0 5
```

LINE NO.		1	1	2	2	3	3	4	4	5	5	6	6	7	7	8
1...5....0....5....0....5....0....5....0....5....0....5....0....5....0....5....0																
4543	LOAD Z	503	514	0.00=	1	.00=	1					GLOB	UNIF	WV	0	5
4544	LOAD X	503	514	.00	12	.00	12					GLOB	UNIF	WV	0	5
4545	LOAD Y	503	514	.00=	21	.00=	21					GLOB	UNIF	WV	0	5
4546	LOAD Z	503	514	.00=	1	.00=	1					GLOB	UNIF	WV	0	5
4547	LOAD X	503	514	1.20	12	.00	12					GLOB	UNIF	WV	0	5
4548	LOAD Y	503	514	1.20=	21	.00=	21					GLOB	UNIF	WV	0	5
4549	LOAD Z	503	514	1.20=	1	.00						GLOB	UNIF	WV	0	5
4550	LOAD X	503	514	1.80	12	.00	12					GLOB	UNIF	WV	0	5
4551	LOAD Y	503	514	1.80=	21	.00=	21					GLOB	UNIF	WV	0	5
4552	LOAD X	503	514	2.39	12	.00	12					GLOB	UNIF	WV	0	5
4553	LOAD Y	503	514	2.39=	21	.00=	20					GLOB	UNIF	WV	0	5
4554	LOAD X	515	651	0.00=	94	3.00=	80					GLOB	UNIF	WV	0	5
4555	LOAD Y	515	651	0.00=	145	3.00=	149					GLOB	UNIF	WV	0	5
4556	LOAD X	515	651	3.60=	80	3.00=	80					GLOB	UNIF	WV	0	5
4557	LOAD Y	515	651	3.60=	149	3.00=	136					GLOB	UNIF	WV	0	5
4558	LOAD X	515	651	7.20=	80	3.00=	74					GLOB	UNIF	WV	0	5
4559	LOAD Y	515	651	7.20=	136	3.00=	126					GLOB	UNIF	WV	0	5
4560	LOAD X	515	651	10.80=	74	3.00=	68					GLOB	UNIF	WV	0	5
4561	LOAD Y	515	651	10.80=	126	3.00=	116					GLOB	UNIF	WV	0	5
4562	LOAD X	515	651	14.40=	68	3.00=	64					GLOB	UNIF	WV	0	5
4563	LOAD Y	515	651	14.40=	116	3.00=	111					GLOB	UNIF	WV	0	5
4564	LOAD X	514	653	0.00=	97	3.00=	89					GLOB	UNIF	WV	0	5
4565	LOAD Y	514	653	0.00=	166	3.00=	153					GLOB	UNIF	WV	0	5
4566	LOAD X	514	653	3.60=	89	3.00=	83					GLOB	UNIF	WV	0	5
4567	LOAD Y	514	653	3.60=	153	3.00=	143					GLOB	UNIF	WV	0	5
4568	LOAD X	514	653	7.20=	83	3.00=	77					GLOB	UNIF	WV	0	5
4569	LOAD Y	514	653	7.20=	143	3.00=	133					GLOB	UNIF	WV	0	5
4570	LOAD X	514	653	10.80=	77	3.00=	72					GLOB	UNIF	WV	0	5
4571	LOAD Y	514	653	10.80=	133	3.00=	124					GLOB	UNIF	WV	0	5
4572	LOAD X	514	653	14.40=	72	3.00=	67					GLOB	UNIF	WV	0	5
4573	LOAD Y	514	653	14.40=	124	3.00=	116					GLOB	UNIF	WV	0	5
4574	LOAD X	601	611	0.00=	27	1.20=	27					GLOB	UNIF	WV	0	5
4575	LOAD Z	601	611	0.00=	06	1.20=	06					GLOB	UNIF	WV	0	5
4576	LOAD X	601	611	1.20=	27	1.20=	26					GLOB	UNIF	WV	0	5
4577	LOAD Z	601	611	1.20=	06	1.20=	06					GLOB	UNIF	WV	0	5
4578	LOAD X	601	611	2.40=	26	1.20=	26					GLOB	UNIF	WV	0	5
4579	LOAD Z	601	611	2.40=	06	1.20=	06					GLOB	UNIF	WV	0	5
4580	LOAD X	601	611	3.60=	26	1.20=	26					GLOB	UNIF	WV	0	5
4581	LOAD Z	601	611	3.60=	06	1.20=	05					GLOB	UNIF	WV	0	5
4582	LOAD X	601	611	4.80=	26	1.20=	26					GLOB	UNIF	WV	0	5
4583	LOAD Z	601	611	4.80=	05	1.20=	05					GLOB	UNIF	WV	0	5
4584	LOAD X	603	613	0.00=	25	1.20=	25					GLOB	UNIF	WV	0	5
4585	LOAD Z	603	613	0.00=	02	1.20=	02					GLOB	UNIF	WV	0	5
4586	LOAD X	603	613	1.20=	25	1.20=	25					GLOB	UNIF	WV	0	5
4587	LOAD Z	603	613	1.20=	02	1.20=	02					GLOB	UNIF	WV	0	5
4588	LOAD X	603	613	2.40=	25	1.20=	24					GLOB	UNIF	WV	0	5
4589	LOAD Z	603	613	2.40=	02	1.20=	1					GLOB	UNIF	WV	0	5
4590	LOAD X	603	613	3.60=	24	1.20=	24					GLOB	UNIF	WV	0	5
4591	LOAD Z	603	613	3.60=	1	1.20=	1					GLOB	UNIF	WV	0	5
4592	LOAD X	603	613	4.80=	24	1.20=	24					GLOB	UNIF	WV	0	5

| LINE NO. | | |

| LINE NO. | | |

```
LINE NO. 1...5....0....5....0....5....0....
```

LINE NO.																	
4783	LOAD	Y	632	703	8.77-	74	4.39-	70			GLOB	UNIF		WV	0	5	
4784	LOAD	Z	632	703	8.77	19	4.39	18			GLOB	UNIF		WV	0	5	
4785	LOAD	X	632	703	13.16-	09	4.39-	08			GLOB	UNIF		WV	0	5	
4786	LOAD	Y	632	703	13.16-	70	4.39-	66			GLOB	UNIF		WV	0	5	
4787	LOAD	Z	632	703	13.16	18	4.39	17			GLOB	UNIF		WV	0	5	
4788	LOAD	X	632	703	17.55-	08	4.39-	06			GLOB	UNIF		WV	0	5	
4789	LOAD	Y	632	703	17.55-	66	4.39-	63			GLOB	UNIF		WV	0	5	
4790	LOAD	Z	632	703	17.55	17	4.39	16			GLOB	UNIF		WV	0	5	
4791	LOAD	X	635	706	0.00-	24	4.39-	23			GLOB	UNIF		WV	0	5	
4792	LOAD	Y	635	706	0.00-	34	4.39-	32			GLOB	UNIF		WV	0	5	
4793	LOAD	Z	635	706	0.00-	56	4.39-	53			GLOB	UNIF		WV	0	5	
4794	LOAD	X	635	706	4.39-	23	4.39-	22			GLOB	UNIF		WV	0	5	
4795	LOAD	Y	635	706	4.39-	32	4.39-	31			GLOB	UNIF		WV	0	5	
4796	LOAD	Z	635	706	4.39-	53	4.39-	51			GLOB	UNIF		WV	0	5	
4797	LOAD	X	635	706	8.77-	22	4.39-	20			GLOB	UNIF		WV	0	5	
4798	LOAD	Y	635	706	8.77-	31	4.39-	29			GLOB	UNIF		WV	0	5	
4799	LOAD	Z	635	706	8.77-	51	4.39-	48			GLOB	UNIF		WV	0	5	
4800	LOAD	X	635	706	13.16-	20	4.39-	19			GLOB	UNIF		WV	0	5	
4801	LOAD	Y	635	706	13.16-	29	4.39-	27			GLOB	UNIF		WV	0	5	
4802	LOAD	Z	635	706	13.16-	48	4.39-	45			GLOB	UNIF		WV	0	5	
4803	LOAD	X	635	706	17.55-	19	4.39-	16			GLOB	UNIF		WV	0	5	
4804	LOAD	Y	635	706	17.55-	27	4.39-	26			GLOB	UNIF		WV	0	5	
4805	LOAD	Z	635	706	17.55-	45	4.39-	42			GLOB	UNIF		WV	0	5	
4806	LOAD	X	634	701	0.00-	69	4.39-	66			GLOB	UNIF		WV	0	5	
4807	LOAD	Y	634	701	0.00-	57	4.39-	54			GLOB	UNIF		WV	0	5	
4808	LOAD	Z	634	701	0.00	13	4.39	12			GLOB	UNIF		WV	0	5	
4809	LOAD	X	634	701	4.39-	66	4.39-	63			GLOB	UNIF		WV	0	5	
4810	LOAD	Y	634	701	4.39-	54	4.39-	52			GLOB	UNIF		WV	0	5	
4811	LOAD	Z	634	701	4.39	12	4.39	12			GLOB	UNIF		WV	0	5	
4812	LOAD	X	634	701	8.77-	63	4.39-	60			GLOB	UNIF		WV	0	5	
4813	LOAD	Y	634	701	8.77-	52	4.39-	50			GLOB	UNIF		WV	0	5	
4814	LOAD	Z	634	701	8.77	12	4.39	11			GLOB	UNIF		WV	0	5	
4815	LOAD	X	634	701	13.16-	60	4.39-	57			GLOB	UNIF		WV	0	5	
4816	LOAD	Y	634	701	13.16-	50	4.39-	47			GLOB	UNIF		WV	0	5	
4817	LOAD	Z	634	701	13.16	11	4.39	11			GLOB	UNIF		WV	0	5	
4818	LOAD	X	634	701	17.55-	57	4.39-	55			GLOB	UNIF		WV	0	5	
4819	LOAD	Y	634	701	17.55-	47	4.39-	46			GLOB	UNIF		WV	0	5	
4820	LOAD	Z	634	701	17.55	11	4.39	10			GLOB	UNIF		WV	0	5	
4821	LOAD	Y	701	702	0.00-	45	3.75-	45			GLOB	UNIF		WV	0	5	
4822	LOAD	Z	701	702	0.00-	03	3.75-	03			GLOB	UNIF		WV	0	5	
4823	LOAD	Y	701	702	3.75-	45	3.75-	44			GLOB	UNIF		WV	0	5	
4824	LOAD	Z	701	702	3.75-	03	3.75-	02			GLOB	UNIF		WV	0	5	
4825	LOAD	Y	701	702	7.50-	44	3.75-	44			GLOB	UNIF		WV	0	5	
4826	LOAD	Z	701	702	7.50-	02	3.75-	02			GLOB	UNIF		WV	0	5	
4827	LOAD	Y	701	702	11.26-	44	3.75-	44			GLOB	UNIF		WV	0	5	
4828	LOAD	Z	701	702	11.26-	02	3.75-	02			GLOB	UNIF		WV	0	5	
4829	LOAD	Y	701	702	15.01-	44	3.75-	43			GLOB	UNIF		WV	0	5	
4830	LOAD	Z	701	702	15.01-	02	3.75-	02			GLOB	UNIF		WV	0	5	
4831	LOAD	Y	702	703	0.00-	43	3.75-	43			GLOB	UNIF		WV	0	5	
4832	LOAD	Z	702	703	0.00-	02	3.75-	1			GLOB	UNIF		WV	0	5	

LINE NO.																							
4793	LOAD	Y	702	703	3.75-	43	3.75-	42					GLOB	UNIF		WV	0	5					
4794	LOAD	Z	702	703	3.75-	1	3.75-	1					GLOB	UNIF		WV	0	5					
4795	LOAD	Y	702	703	7.50-	42	3.75-	42					GLOB	UNIF		WV	0	5					
4796	LOAD	Z	702	703	7.50-	1	3.75-	1					GLOB	UNIF		WV	0	5					
4797	LOAD	Y	702	703	11.26-	42	3.75-	41					GLOB	UNIF		WV	0	5					
4798	LOAD	Z	702	703	11.26-	1	3.75-	1					GLOB	UNIF		WV	0	5					
4799	LOAD	Y	702	703	15.01-	41	3.75-	41					GLOB	UNIF		WV	0	5					
4800	LOAD	Z	702	703	15.01-	1	3.75						GLOB	UNIF		WV	0	5					
4801	LOAD	Z	703	705	0.00		3.75-	1					GLOB	UNIF		WV	0	5					
4802	LOAD	Z	703	705	3.75-	1	3.75-	1					GLOB	UNIF		WV	0	5					
4803	LOAD	Z	703	705	7.50-	1	3.75-	02					GLOB	UNIF		WV	0	5					
4804	LOAD	Z	703	705	11.25-	02	3.75-	02					GLOB	UNIF		WV	0	5					
4805	LOAD	Z	703	705	15.00-	02	3.75-	03					GLOB	UNIF		WV	0	5					
4806	LOAD	Z	705	706	0.00-	03	3.75-	03					GLOB	UNIF		WV	0	5					
4807	LOAD	Z	705	706	3.75-	03	3.75-	03					GLOB	UNIF		WV	0	5					
4808	LOAD	Z	705	706	7.51-	03	3.75-	03					GLOB	UNIF		WV	0	5					
4809	LOAD	Z	705	706	11.26-	03	3.75-	03					GLOB	UNIF		WV	0	5					
4810	LOAD	Z	705	706	15.01-	03	3.75-	03					GLOB	UNIF		WV	0	5					
4811	LOAD	A	701	704	0.00-	39	3.75-	39					GLOB	UNIF		WV	0	5					
4812	LOAD	Y	701	704	0.00-	22	3.75-	22					GLOB	UNIF		WV	0	5					
4813	LOAD	Z	701	704	0.00-	03	3.75-	03					GLOB	UNIF		WV	0	5					
4814	LOAD	A	701	704	3.75-	39	3.75-	39					GLOB	UNIF		WV	0	5					
4815	LOAD	Y	701	704	3.75-	22	3.75-	22					GLOB	UNIF		WV	0	5					
4816	LOAD	Z	701	704	3.75-	03	3.75-	03					GLOB	UNIF		WV	0	5					
4817	LOAD	A	701	704	7.50-	39	3.75-	39					GLOB	UNIF		WV	0	5					
4818	LOAD	Y	701	704	7.50-	22	3.75-	22					GLOB	UNIF		WV	0	5					
4819	LOAD	Z	701	704	7.50-	03	3.75-	03					GLOB	UNIF		WV	0	5					
4820	LOAD	A	701	704	11.25-	39	3.75-	39					GLOB	UNIF		WV	0	5					
4821	LOAD	Y	701	704	11.25-	22	3.75-	22					GLOB	UNIF		WV	0	5					
4822	LOAD	Z	701	704	11.25-	03	3.75-	03					GLOB	UNIF		WV	0	5					
4823	LOAD	A	701	704	15.00-	39	3.75-	39					GLOB	UNIF		WV	0	5					
4824	LOAD	Y	701	704	15.00-	22	3.75-	22					GLOB	UNIF		WV	0	5					
4825	LOAD	Z	701	704	15.00-	03	3.75-	03					GLOB	UNIF		WV	0	5					
4826	LOAD	A	704	706	0.00-	39	3.75-	39					GLOB	UNIF		WV	0	5					
4827	LOAD	Y	704	706	0.00-	22	3.75-	22					GLOB	UNIF		WV	0	5					
4828	LOAD	Z	704	706	0.00-	03	3.75-	03					GLOB	UNIF		WV	0	5					
4829	LOAD	A	704	706	3.75-	39	3.75-	38					GLOB	UNIF		WV	0	5					
4830	LOAD	Y	704	706	3.75-	22	3.75-	22					GLOB	UNIF		WV	0	5					
4831	LOAD	Z	704	706	3.75-	03	3.75-	03					GLOB	UNIF		WV	0	5					
4832	LOAD	A	704	706	7.51-	38	3.75-	38					GLOB	UNIF		WV	0	5					
4833	LOAD	Y	704	706	7.51-	22	3.75-	22					GLOB	UNIF		WV	0	5					
4834	LOAD	Z	704	706	7.51-	03	3.75-	03					GLOB	UNIF		WV	0	5					
4835	LOAD	A	704	706	11.26-	38	3.75-	38					GLOB	UNIF		WV	0	5					
4836	LOAD	Y	704	706	11.26-	22	3.75-	22					GLOB	UNIF		WV	0	5					
4837	LOAD	Z	704	706	11.26-	03	3.75-	03					GLOB	UNIF		WV	0	5					
4838	LOAD	A	704	706	15.01-	38	3.75-	38					GLOB	UNIF		WV	0	5					
4839	LOAD	Y	704	706	15.01-	22	3.75-	22					GLOB	UNIF		WV	0	5					
4840	LOAD	Z	704	706	15.01-	03	3.75-	03					GLOB	UNIF		WV	0	5					
4841	LOAD	Z	702	704	0.00-	1	3.75-	1					GLOB	UNIF		WV	0	5					
4842	LOAD	Z	702	704	3.75-	1	3.75-	02					GLOB	UNIF		WV	0	5					

LINE NO.																					
4643	LOAD	Z	702	704	7.50	02	3.75	02					GLOB	UNIF			WV	0	5		
4644	LOAD	Z	702	704	11.25	02	3.75	02					GLOB	UNIF			WV	0	5		
4645	LOAD	Z	702	704	15.00	02	3.75	02					GLOB	UNIF			WV	0	5		
4646	LOAD	X	702	705	0.00	32	3.75	32					GLOB	UNIF			WV	0	5		
4647	LOAD	Y	702	705	0.00	19	3.75	19					GLOB	UNIF			WV	0	5		
4648	LOAD	Z	702	705	0.00	1	3.75	1					GLOB	UNIF			WV	0	5		
4649	LOAD	X	702	705	3.75	32	3.75	33					GLOB	UNIF			WV	0	5		
4650	LOAD	Y	702	705	3.75	19	3.75	19					GLOB	UNIF			WV	0	5		
4651	LOAD	Z	702	705	3.75	1	3.75	1					GLOB	UNIF			WV	0	5		
4652	LOAD	X	702	705	7.50	33	3.75	33					GLOB	UNIF			WV	0	5		
4653	LOAD	Y	702	705	7.50	19	3.75	19					GLOB	UNIF			WV	0	5		
4654	LOAD	Z	702	705	7.50	1	3.75	1					GLOB	UNIF			WV	0	5		
4655	LOAD	X	702	705	11.25	33	3.75	33					GLOB	UNIF			WV	0	5		
4656	LOAD	Y	702	705	11.25	19	3.75	19					GLOB	UNIF			WV	0	5		
4657	LOAD	Z	702	705	11.25	1	3.75	02					GLOB	UNIF			WV	0	5		
4658	LOAD	X	702	705	15.00	33	3.75	33					GLOB	UNIF			WV	0	5		
4659	LOAD	Y	702	705	15.00	19	3.75	19					GLOB	UNIF			WV	0	5		
4660	LOAD	Z	702	705	15.00	02	3.75	02					GLOB	UNIF			WV	0	5		
4661	LOAD	Y	704	705	0.00	39	3.75	39					GLOB	UNIF			WV	0	5		
4662	LOAD	Z	704	705	0.00	02	3.75	02					GLOB	UNIF			WV	0	5		
4663	LOAD	Y	704	705	3.75	39	3.75	39					GLOB	UNIF			WV	0	5		
4664	LOAD	Z	704	705	3.75	02	3.75	02					GLOB	UNIF			WV	0	5		
4665	LOAD	Y	704	705	7.50	39	3.75	39					GLOB	UNIF			WV	0	5		
4666	LOAD	Z	704	705	7.50	02	3.75	02					GLOB	UNIF			WV	0	5		
4667	LOAD	Y	704	705	11.25	39	3.75	39					GLOB	UNIF			WV	0	5		
4668	LOAD	Z	704	705	11.25	02	3.75	02					GLOB	UNIF			WV	0	5		
4669	LOAD	Y	704	705	15.01	39	3.75	39					GLOB	UNIF			WV	0	5		
4670	LOAD	Z	704	705	15.01	02	3.75	02					GLOB	UNIF			WV	0	5		
4671	LOAD	X	701	806	0.00	49	10.89	43					GLOB	UNIF			WV	0	5		
4672	LOAD	Y	701	806	0.00	49	10.89	43					GLOB	UNIF			WV	0	5		
4673	LOAD	Z	701	806	0.00	27	10.89	24					GLOB	UNIF			WV	0	5		
4674	LOAD	X	701	806	10.89	43	10.89	39					GLOB	UNIF			WV	0	5		
4675	LOAD	Y	701	806	10.89	43	10.89	38					GLOB	UNIF			WV	0	5		
4676	LOAD	Z	701	806	10.89	24	10.89	22					GLOB	UNIF			WV	0	5		
4677	LOAD	X	701	806	21.78	39	10.89	34					GLOB	UNIF			WV	0	5		
4678	LOAD	Y	701	806	21.78	50	10.89	34					GLOB	UNIF			WV	0	5		
4679	LOAD	Z	701	806	21.78	22	10.89	19					GLOB	UNIF			WV	0	5		
4680	LOAD	X	701	806	32.67	34	10.89	30					GLOB	UNIF			WV	0	5		
4681	LOAD	Y	701	806	32.67	34	10.89	30					GLOB	UNIF			WV	0	5		
4682	LOAD	Z	701	806	32.67	19	10.89	17					GLOB	UNIF			WV	0	5		
4683	LOAD	X	701	806	43.56	30	10.89	27					GLOB	UNIF			WV	0	5		
4684	LOAD	Y	701	806	43.56	30	10.89	26					GLOB	UNIF			WV	0	5		
4685	LOAD	Z	701	806	43.56	17	10.89	15					GLOB	UNIF			WV	0	5		
4686	LOAD	X	703	801	0.00	20	10.89	19					GLOB	UNIF			WV	0	5		
4687	LOAD	Y	703	801	0.00	60	10.89	60					GLOB	UNIF			WV	0	5		
4688	LOAD	Z	703	801	0.00	19	10.89	18					GLOB	UNIF			WV	0	5		
4689	LOAD	X	703	801	10.89	19	10.89	17					GLOB	UNIF			WV	0	5		
4690	LOAD	Y	703	801	10.89	60	10.89	55					GLOB	UNIF			WV	0	5		
4691	LOAD	Z	703	801	10.89	16	10.89	17					GLOB	UNIF			WV	0	5		
4692	LOAD	X	703	801	21.78	17	10.89	16					GLOB	UNIF			WV	0	5		

```
                  1    1    2    2    3    3    4    4    5    5    6    6    7    7    8
LINE NO. 1...5....0....5....0....5....0....5....0....5....0....5....0....5....0....5....0

   4893  LOAD Y  703 801   21.78-    55  10.89-    50                GLOB UNIF     WV 0 5
   4894  LOAD Z  703 801   21.78-    17  10.89-    16                GLOB UNIF     WV 0 5
   4895  LOAD X  703 801   32.66-    16  10.89-    14                GLOB UNIF     WV 0 5
   4896  LOAD Y  703 801   32.66-    50  10.89-    45                GLOB UNIF     WV 0 5
   4897  LOAD Z  703 801   32.66-    16  10.89-    14                GLOB UNIF     WV 0 5
   4898  LOAD X  703 801   43.55-    14  10.89-    13                GLOB UNIF     WV 0 5
   4899  LOAD Y  703 801   43.55-    45  10.89-    42                GLOB UNIF     WV 0 5
   4900  LOAD Z  703 801   43.55-    14  10.89-    13                GLOB UNIF     WV 0 5
   4901  LOAD X  706 803    0.00-    09   9.07-    09                GLOB UNIF     WV 0 5
   4902  LOAD Y  706 803    0.00-    22   9.07-    21                GLOB UNIF     WV 0 5
   4903  LOAD Z  706 803    0.00     29   9.07     28                GLOB UNIF     WV 0 5
   4904  LOAD X  706 803    9.07-    09   9.07-    08                GLOB UNIF     WV 0 5
   4905  LOAD Y  706 803    9.07-    21   9.07-    20                GLOB UNIF     WV 0 5
   4906  LOAD Z  706 803    9.07     28   9.07     27                GLOB UNIF     WV 0 5
   4907  LOAD X  706 803   18.15-    08   9.07-    08                GLOB UNIF     WV 0 5
   4908  LOAD Y  706 803   18.15-    20   9.07-    19                GLOB UNIF     WV 0 5
   4909  LOAD Z  706 803   18.15     27   9.07     25                GLOB UNIF     WV 0 5
   4910  LOAD X  706 803   27.22-    08   9.07-    07                GLOB UNIF     WV 0 5
   4911  LOAD Y  706 803   27.22-    19   9.07-    18                GLOB UNIF     WV 0 5
   4912  LOAD Z  706 803   27.22     25   9.07     24                GLOB UNIF     WV 0 5
   4913  LOAD X  706 803   36.29-    07   9.07-    07                GLOB UNIF     WV 0 5
   4914  LOAD Y  706 803   36.29-    18   9.07-    16                GLOB UNIF     WV 0 5
   4915  LOAD Z  706 803   36.29     24   9.07     22                GLOB UNIF     WV 0 5
   4916  LOAD X  706 803   45.36-    07   9.07-    07                GLOB UNIF     WV 0 5
   4917  LOAD Y  706 803   45.36-    16   9.07-    15                GLOB UNIF     WV 0 5
   4918  LOAD Z  706 803   45.36     22   9.07     21                GLOB UNIF     WV 0 5
   4919  LOAD Y  801 802    0.00-    34   4.73-    33                GLOB UNIF     WV 0 5
   4920  LOAD Z  801 802    0.00-    02   4.73-    02                GLOB UNIF     WV 0 5
   4921  LOAD Y  801 802    4.73-    33   4.73-    33                GLOB UNIF     WV 0 5
   4922  LOAD Z  801 802    4.73-    02   4.73-    02                GLOB UNIF     WV 0 5
   4923  LOAD Y  801 802    9.46-    33   4.73-    33                GLOB UNIF     WV 0 5
   4924  LOAD Z  801 802    9.46-    02   4.73-    02                GLOB UNIF     WV 0 5
   4925  LOAD Y  801 802   14.20-    33   4.73-    33                GLOB UNIF     WV 0 5
   4926  LOAD Z  801 802   14.20-    02   4.73-    02                GLOB UNIF     WV 0 5
   4927  LOAD Y  801 802   18.93-    33   4.73-    33                GLOB UNIF     WV 0 5
   4928  LOAD Z  801 802   18.93-    02   4.73-    02                GLOB UNIF     WV 0 5
   4929  LOAD Y  802 803    0.00-    33   4.73-    33                GLOB UNIF     WV 0 5
   4930  LOAD Z  802 803    0.00-    02   4.73-    02                GLOB UNIF     WV 0 5
   4931  LOAD Y  802 803    4.73-    33   4.73-    32                GLOB UNIF     WV 0 5
   4932  LOAD Z  802 803    4.73-    02   4.73-    02                GLOB UNIF     WV 0 5
   4933  LOAD Y  802 803    9.46-    32   4.73-    32                GLOB UNIF     WV 0 5
   4934  LOAD Z  802 803    9.46-    02   4.73-    02                GLOB UNIF     WV 0 5
   4935  LOAD Y  802 803   14.20-    32   4.73-    32                GLOB UNIF     WV 0 5
   4936  LOAD Z  802 803   14.20-    02   4.73-    02                GLOB UNIF     WV 0 5
   4937  LOAD Y  802 803   18.93-    32   4.73-    32                GLOB UNIF     WV 0 5
   4938  LOAD Z  802 803   18.93-    02   4.73-    02                GLOB UNIF     WV 0 5
   4939  LOAD Z  803 805    0.00-    02   4.73-    02                GLOB UNIF     WV 0 5
   4940  LOAD Z  803 805    4.73-    02   4.73-    02                GLOB UNIF     WV 0 5
   4941  LOAD Z  803 805    9.46-    02   4.73-    02                GLOB UNIF     WV 0 5
   4942  LOAD Z  803 805   14.20-    02   4.73-    02                GLOB UNIF     WV 0 5
```

```
LINE NO. 1....5....0....5....0....5....0....5....0....5....0....5....0....5....0....5....0....5....0....5....0
```

4983	LOAD	Z	805	805	10.93-	02	4.73-	02			GLOB	UNIF		WV	0 5
4984	LOAD	Z	805	806	0.00-	02	4.73-	02			GLOB	UNIF		WV	0 5
4985	LOAD	Z	805	806	4.73-	02	4.73-	03			GLOB	UNIF		WV	0 5
4986	LOAD	Z	805	806	9.47-	03	4.73-	03			GLOB	UNIF		WV	0 5
4987	LOAD	Z	805	806	14.20-	03	4.73-	03			GLOB	UNIF		WV	0 5
4988	LOAD	Z	805	806	10.93-	03	4.73-	03			GLOB	UNIF		WV	0 5
4989	LOAD	X	801	804	0.00-	29	4.73-	29			GLOB	UNIF		WV	0 5
4990	LOAD	Y	801	804	0.00-	17	4.73-	17			GLOB	UNIF		WV	0 5
4991	LOAD	Z	801	804	0.00-	02	4.73-	02			GLOB	UNIF		WV	0 5
4992	LOAD	X	801	804	4.73-	29	4.73-	29			GLOB	UNIF		WV	0 5
4993	LOAD	Y	801	804	4.73-	17	4.73-	17			GLOB	UNIF		WV	0 5
4994	LOAD	Z	801	804	4.73-	02	4.73-	02			GLOB	UNIF		WV	0 5
4995	LOAD	X	801	804	9.46-	29	4.73-	29			GLOB	UNIF		WV	0 5
4996	LOAD	Y	801	804	9.46-	17	4.73-	17			GLOB	UNIF		WV	0 5
4997	LOAD	Z	801	804	9.46-	02	4.73-	03			GLOB	UNIF		WV	0 5
4998	LOAD	X	801	804	14.20-	29	4.73-	29			GLOB	UNIF		WV	0 5
4999	LOAD	Y	801	804	14.20-	17	4.73-	17			GLOB	UNIF		WV	0 5
5000	LOAD	Z	801	804	14.20-	03	4.73-	03			GLOB	UNIF		WV	0 5
5001	LOAD	X	801	804	10.93-	29	4.73-	29			GLOB	UNIF		WV	0 5
5002	LOAD	Y	801	804	10.93-	17	4.73-	16			GLOB	UNIF		WV	0 5
5003	LOAD	Z	801	804	10.93-	03	4.73-	03			GLOB	UNIF		WV	0 5
5004	LOAD	X	804	806	0.00-	29	4.73-	28			GLOB	UNIF		WV	0 5
5005	LOAD	Y	804	806	0.00-	16	4.73-	16			GLOB	UNIF		WV	0 5
5006	LOAD	Z	804	806	0.00-	03	4.73-	03			GLOB	UNIF		WV	0 5
5007	LOAD	X	804	806	4.73-	28	4.73-	28			GLOB	UNIF		WV	0 5
5008	LOAD	Y	804	806	4.73-	16	4.73-	16			GLOB	UNIF		WV	0 5
5009	LOAD	Z	804	806	4.73-	03	4.73-	03			GLOB	UNIF		WV	0 5
5010	LOAD	X	804	806	9.47-	28	4.73-	28			GLOB	UNIF		WV	0 5
5011	LOAD	Y	804	806	9.47-	16	4.73-	16			GLOB	UNIF		WV	0 5
5012	LOAD	Z	804	806	9.47-	03	4.73-	03			GLOB	UNIF		WV	0 5
5013	LOAD	X	804	806	14.20-	28	4.73-	28			GLOB	UNIF		WV	0 5
5014	LOAD	Y	804	806	14.20-	16	4.73-	16			GLOB	UNIF		WV	0 5
5015	LOAD	Z	804	806	14.20-	03	4.73-	03			GLOB	UNIF		WV	0 5
5016	LOAD	X	804	806	10.93-	28	4.73-	27			GLOB	UNIF		WV	0 5
5017	LOAD	Y	804	806	10.93-	16	4.73-	16			GLOB	UNIF		WV	0 5
5018	LOAD	Z	804	806	10.93-	03	4.73-	03			GLOB	UNIF		WV	0 5
5019	LOAD	Z	802	804	0.00-	1	4.73-	1			GLOB	UNIF		WV	0 5
5020	LOAD	Z	802	804	4.73-	1	4.73-	1			GLOB	UNIF		WV	0 5
5021	LOAD	Z	802	804	9.46-	1	4.73-	1			GLOB	UNIF		WV	0 5
5022	LOAD	Z	802	804	14.20-	1	4.73-	1			GLOB	UNIF		WV	0 5
5023	LOAD	Z	802	804	10.93-	1	4.73-	1			GLOB	UNIF		WV	0 5
5024	LOAD	X	802	805	0.00-	20	4.73-	20			GLOB	UNIF		WV	0 5
5025	LOAD	Y	802	805	0.00-	11	4.73-	11			GLOB	UNIF		WV	0 5
5026	LOAD	Z	802	805	0.00-	1	4.73-	1			GLOB	UNIF		WV	0 5
5027	LOAD	X	802	805	4.73-	20	4.73-	20			GLOB	UNIF		WV	0 5
5028	LOAD	Y	802	805	4.73-	11	4.73-	11			GLOB	UNIF		WV	0 5
5029	LOAD	Z	802	805	4.73-	1	4.73-	1			GLOB	UNIF		WV	0 5
5030	LOAD	X	802	805	9.46-	20	4.73-	20			GLOB	UNIF		WV	0 5
5031	LOAD	Y	802	805	9.46-	11	4.73-	12			GLOB	UNIF		WV	0 5
5032	LOAD	Z	802	805	9.46-	1	4.73-	1			GLOB	UNIF		WV	0 5

```
                  1    1    2    2    3    3    4    4    5    5    6    6    7    7    8
LINE NO. 1...5....0....5....0....5....0....5....0....5....0....5....0....5....0....5....0

   4993  LOAD X  802 805   14.20-    20   4.73-    20                GLOB UNIF     WV 0 5
   4994  LOAD Y  802 805   14.20-    12   4.73-    12                GLOB UNIF     WV 0 5
   4995  LOAD Z  802 805   14.20-     1   4.73-     1                GLOB UNIF     WV 0 5
   4996  LOAD X  802 805   18.93-    20   4.73-    20                GLOB UNIF     WV 0 5
   4997  LOAD Y  802 805   18.93-    12   4.73-    12                GLOB UNIF     WV 0 5
   4998  LOAD Z  802 805   18.93-     1   4.73-     1                GLOB UNIF     WV 0 5
   4999  LOAD Y  804 805    0.00-    23   4.73-    23                GLOB UNIF     WV 0 5
   5000  LOAD Z  804 805    0.00-     1   4.73-     1                GLOB UNIF     WV 0 5
   5001  LOAD Y  804 805    4.73-    23   4.73-    23                GLOB UNIF     WV 0 5
   5002  LOAD Z  804 805    4.73-     1   4.73-     1                GLOB UNIF     WV 0 5
   5003  LOAD Y  804 805    9.46-    23   4.73-    23                GLOB UNIF     WV 0 5
   5004  LOAD Z  804 805    9.46-     1   4.73-     1                GLOB UNIF     WV 0 5
   5005  LOAD Y  804 805   14.20-    23   4.73-    23                GLOB UNIF     WV 0 5
   5006  LOAD Z  804 805   14.20-     1   4.73-     1                GLOB UNIF     WV 0 5
   5007  LOAD Y  804 805   18.93-    23   4.73-    24                GLOB UNIF     WV 0 5
   5008  LOAD Z  804 805   18.93-     1   4.73-     1                GLOB UNIF     WV 0 5
   5009  LOAD X  8011002    0.00-    11   4.15-    10                GLOB UNIF     WV 0 5
   5010  LOAD Y  8011002    0.00-    33   4.15-    31                GLOB UNIF     WV 0 5
   5011  LOAD Z  8011002    0.00     10   4.15     10                GLOB UNIF     WV 0 5
   5012  LOAD X  8011002    4.15-    10   4.15-    10                GLOB UNIF     WV 0 5
   5013  LOAD Y  8011002    4.15-    31   4.15-    30                GLOB UNIF     WV 0 5
   5014  LOAD Z  8011002    4.15     10   4.15     09                GLOB UNIF     WV 0 5
   5015  LOAD X  8011002    8.30-    10   4.15-    10                GLOB UNIF     WV 0 5
   5016  LOAD Y  8011002    8.30-    30   4.15-    29                GLOB UNIF     WV 0 5
   5017  LOAD Z  8011002    8.30     09   4.15     09                GLOB UNIF     WV 0 5
   5018  LOAD X  8011002   12.46-    10   4.15-    09                GLOB UNIF     WV 0 5
   5019  LOAD Y  8011002   12.46-    29   4.15-    28                GLOB UNIF     WV 0 5
   5020  LOAD Z  8011002   12.46     09   4.15     09                GLOB UNIF     WV 0 5
   5021  LOAD X  8011002   16.61-    09   4.15-    09                GLOB UNIF     WV 0 5
   5022  LOAD Y  8011002   16.61-    28   4.15-    27                GLOB UNIF     WV 0 5
   5023  LOAD Z  8011002   16.61     09   4.15     09                GLOB UNIF     WV 0 5
   5024  LOAD X  8011002   20.76-    09   4.15-    09                GLOB UNIF     WV 0 5
   5025  LOAD Y  8011002   20.76-    27   4.15-    26                GLOB UNIF     WV 0 5
   5026  LOAD Z  8011002   20.76     09   4.15     08                GLOB UNIF     WV 0 5
   5027  LOAD X  8011002   24.91-    09   4.15-    09                GLOB UNIF     WV 0 5
   5028  LOAD Y  8011002   24.91-    26   4.15-    26                GLOB UNIF     WV 0 5
   5029  LOAD Z  8011002   24.91     08   4.15     08                GLOB UNIF     WV 0 5
   5030  LOAD X  8011002   29.06-    09   4.15-    06                GLOB UNIF     WV 0 5
   5031  LOAD Y  8011002   29.06-    26   4.15-    18                GLOB UNIF     WV 0 5
   5032  LOAD Z  8011002   29.06     08   4.15     06                GLOB UNIF     WV 0 5
   5033  LOAD X  8011002   33.21-    06   4.15-    04                GLOB UNIF     WV 0 5
   5034  LOAD Y  8011002   33.21-    18   4.15-    11                GLOB UNIF     WV 0 5
   5035  LOAD Z  8011002   33.21     06   4.15     03                GLOB UNIF     WV 0 5
   5036  LOAD X  8011002   37.37-    04   4.15-     1                GLOB UNIF     WV 0 5
   5037  LOAD Y  8011002   37.37-    11   4.15-    03                GLOB UNIF     WV 0 5
   5038  LOAD Z  8011002   37.37     03   4.15      1                GLOB UNIF     WV 0 5
   5039  LOAD X  8031002    0.00-    14   4.61-    14                GLOB UNIF     WV 0 5
   5040  LOAD Y  8031002    0.00-    32   4.61-    31                GLOB UNIF     WV 0 5
   5041  LOAD Z  8031002    0.00-    07   4.61-    07                GLOB UNIF     WV 0 5
   5042  LOAD X  8031002    4.61-    14   4.61-    13                GLOB UNIF     WV 0 5
```

LINE NO.																	
5043	LOAD	Y	8051002	4.61-	31	4.61-	30				GLOB	UNIF		WV	0	5	
5044	LOAD	Z	8051002	4.61-	07	4.61-	07				GLOB	UNIF		WV	0	5	
5045	LOAD	X	8051002	9.23-	13	4.61-	13				GLOB	UNIF		WV	0	5	
5046	LOAD	Y	8051002	9.23-	30	4.61-	29				GLOB	UNIF		WV	0	5	
5047	LOAD	Z	8051002	9.23-	07	4.61-	06				GLOB	UNIF		WV	0	5	
5048	LOAD	X	8051002	13.84-	13	4.61-	12				GLOB	UNIF		WV	0	5	
5049	LOAD	Y	8051002	13.84-	29	4.61-	28				GLOB	UNIF		WV	0	5	
5050	LOAD	Z	8051002	13.84-	06	4.61-	06				GLOB	UNIF		WV	0	5	
5051	LOAD	X	8051002	18.45-	12	4.61-	12				GLOB	UNIF		WV	0	5	
5052	LOAD	Y	8051002	18.45-	28	4.61-	27				GLOB	UNIF		WV	0	5	
5053	LOAD	Z	8051002	18.45-	06	4.61-	06				GLOB	UNIF		WV	0	5	
5054	LOAD	X	8051002	23.07-	12	4.61-	11				GLOB	UNIF		WV	0	5	
5055	LOAD	Y	8051002	23.07-	27	4.61-	26				GLOB	UNIF		WV	0	5	
5056	LOAD	Z	8051002	23.07-	06	4.61-	06				GLOB	UNIF		WV	0	5	
5057	LOAD	X	8051002	27.68-	11	4.61-	09				GLOB	UNIF		WV	0	5	
5058	LOAD	Y	8051002	27.68-	26	4.61-	21				GLOB	UNIF		WV	0	5	
5059	LOAD	Z	8051002	27.68-	06	4.61-	04				GLOB	UNIF		WV	0	5	
5060	LOAD	X	8051002	32.29-	04	4.61-	05				GLOB	UNIF		WV	0	5	
5061	LOAD	Y	8051002	32.29-	21	4.61-	12				GLOB	UNIF		WV	0	5	
5062	LOAD	Z	8051002	32.29-	04	4.61-	03				GLOB	UNIF		WV	0	5	
5063	LOAD	X	8051002	36.91-	05	4.61-	1				GLOB	UNIF		WV	0	5	
5064	LOAD	Y	8051002	36.91-	12	4.61-	03				GLOB	UNIF		WV	0	5	
5065	LOAD	Z	8051002	36.91-	03	4.61-	1				GLOB	UNIF		WV	0	5	
5066	LOAD	X	8051005	0.00-	14	4.15-	14				GLOB	UNIF		WV	0	5	
5067	LOAD	Y	8051005	0.00-	22	4.15-	21				GLOB	UNIF		WV	0	5	
5068	LOAD	Z	8051005	0.00-	18	4.15-	17				GLOB	UNIF		WV	0	5	
5069	LOAD	X	8051005	4.15-	14	4.15-	13				GLOB	UNIF		WV	0	5	
5070	LOAD	Y	8051005	4.15-	21	4.15-	20				GLOB	UNIF		WV	0	5	
5071	LOAD	Z	8051005	4.15-	17	4.15-	17				GLOB	UNIF		WV	0	5	
5072	LOAD	X	8051005	8.30-	13	4.15-	13				GLOB	UNIF		WV	0	5	
5073	LOAD	Y	8051005	8.30-	20	4.15-	20				GLOB	UNIF		WV	0	5	
5074	LOAD	Z	8051005	8.30-	17	4.15-	16				GLOB	UNIF		WV	0	5	
5075	LOAD	X	8051005	12.46-	13	4.15-	12				GLOB	UNIF		WV	0	5	
5076	LOAD	Y	8051005	12.46-	20	4.15-	19				GLOB	UNIF		WV	0	5	
5077	LOAD	Z	8051005	12.46-	16	4.15-	16				GLOB	UNIF		WV	0	5	
5078	LOAD	X	8051005	16.61-	12	4.15-	12				GLOB	UNIF		WV	0	5	
5079	LOAD	Y	8051005	16.61-	19	4.15-	18				GLOB	UNIF		WV	0	5	
5080	LOAD	Z	8051005	16.61-	16	4.15-	15				GLOB	UNIF		WV	0	5	
5081	LOAD	X	8051005	20.76-	12	4.15-	12				GLOB	UNIF		WV	0	5	
5082	LOAD	Y	8051005	20.76-	18	4.15-	18				GLOB	UNIF		WV	0	5	
5083	LOAD	Z	8051005	20.76-	15	4.15-	15				GLOB	UNIF		WV	0	5	
5084	LOAD	X	8051005	24.91-	12	4.15-	11				GLOB	UNIF		WV	0	5	
5085	LOAD	Y	8051005	24.91-	18	4.15-	17				GLOB	UNIF		WV	0	5	
5086	LOAD	Z	8051005	24.91-	15	4.15-	14				GLOB	UNIF		WV	0	5	
5087	LOAD	X	8051005	29.06-	11	4.15-	07				GLOB	UNIF		WV	0	5	
5088	LOAD	Y	8051005	29.06-	17	4.15-	11				GLOB	UNIF		WV	0	5	
5089	LOAD	Z	8051005	29.06-	14	4.15-	09				GLOB	UNIF		WV	0	5	
5090	LOAD	X	8051005	33.22-	07	4.15-	04				GLOB	UNIF		WV	0	5	
5091	LOAD	Y	8051005	33.22-	11	4.15-	06				GLOB	UNIF		WV	0	5	
5092	LOAD	Z	8051005	33.22-	09	4.15-	05				GLOB	UNIF		WV	0	5	

```
                  1    1    2    2    3    3    4    4    5    5    6    6    7    7    8
LINE NO. 1...5....0....5....0....5....0....5....0....5....0....5....0....5....0....5....0

   5093  LOAD X  8031005   37.37-    04   4.15-     1                GLOB UNIF     WV 0 5
   5094  LOAD Y  8031005   37.37-    06   4.15-    02                GLOB UNIF     WV 0 5
   5095  LOAD Z  8031005   37.37-    05   4.15-     1                GLOB UNIF     WV 0 5
   5096  LOAD X  8061005    0.00-    10   4.15-    10                GLOB UNIF     WV 0 5
   5097  LOAD Y  8061005    0.00-    21   4.15-    21                GLOB UNIF     WV 0 5
   5098  LOAD Z  8061005    0.00     16   4.15     16                GLOB UNIF     WV 0 5
   5099  LOAD X  8061005    4.15-    10   4.15-    10                GLOB UNIF     WV 0 5
   5100  LOAD Y  8061005    4.15-    21   4.15-    20                GLOB UNIF     WV 0 5
   5101  LOAD Z  8061005    4.15     16   4.15     15                GLOB UNIF     WV 0 5
   5102  LOAD X  8061005    8.30-    10   4.15-    10                GLOB UNIF     WV 0 5
   5103  LOAD Y  8061005    8.30-    20   4.15-    20                GLOB UNIF     WV 0 5
   5104  LOAD Z  8061005    8.30     15   4.15     15                GLOB UNIF     WV 0 5
   5105  LOAD X  8061005   12.46-    10   4.15-    09                GLOB UNIF     WV 0 5
   5106  LOAD Y  8061005   12.46-    20   4.15-    19                GLOB UNIF     WV 0 5
   5107  LOAD Z  8061005   12.46     15   4.15     15                GLOB UNIF     WV 0 5
   5108  LOAD X  8061005   16.61-    09   4.15-    09                GLOB UNIF     WV 0 5
   5109  LOAD Y  8061005   16.61-    19   4.15-    19                GLOB UNIF     WV 0 5
   5110  LOAD Z  8061005   16.61     15   4.15     14                GLOB UNIF     WV 0 5
   5111  LOAD X  8061005   20.76-    09   4.15-    09                GLOB UNIF     WV 0 5
   5112  LOAD Y  8061005   20.76-    19   4.15-    18                GLOB UNIF     WV 0 5
   5113  LOAD Z  8061005   20.76     14   4.15     14                GLOB UNIF     WV 0 5
   5114  LOAD X  8061005   24.91-    09   4.15-    09                GLOB UNIF     WV 0 5
   5115  LOAD Y  8061005   24.91-    18   4.15-    18                GLOB UNIF     WV 0 5
   5116  LOAD Z  8061005   24.91     14   4.15     14                GLOB UNIF     WV 0 5
   5117  LOAD X  8061005   29.07-    09   4.15-    07                GLOB UNIF     WV 0 5
   5118  LOAD Y  8061005   29.07-    18   4.15-    14                GLOB UNIF     WV 0 5
   5119  LOAD Z  8061005   29.07     14   4.15     11                GLOB UNIF     WV 0 5
   5120  LOAD X  8061005   33.22-    07   4.15-    04                GLOB UNIF     WV 0 5
   5121  LOAD Y  8061005   33.22-    14   4.15-    08                GLOB UNIF     WV 0 5
   5122  LOAD Z  8061005   33.22     11   4.15     07                GLOB UNIF     WV 0 5
   5123  LOAD X  8061005   37.37-    04   4.15-     1                GLOB UNIF     WV 0 5
   5124  LOAD Y  8061005   37.37-    08   4.15-    02                GLOB UNIF     WV 0 5
   5125  LOAD Z  8061005   37.37     07   4.15      1                GLOB UNIF     WV 0 5
   5126  LOAD X  8011004    0.00-    22   4.15-    21                GLOB UNIF     WV 0 5
   5127  LOAD Y  8011004    0.00-    28   4.15-    27                GLOB UNIF     WV 0 5
   5128  LOAD Z  8011004    0.00-    12   4.15-    11                GLOB UNIF     WV 0 5
   5129  LOAD X  8011004    4.15-    21   4.15-    20                GLOB UNIF     WV 0 5
   5130  LOAD Y  8011004    4.15-    27   4.15-    25                GLOB UNIF     WV 0 5
   5131  LOAD Z  8011004    4.15-    11   4.15-    11                GLOB UNIF     WV 0 5
   5132  LOAD X  8011004    8.30-    20   4.15-    20                GLOB UNIF     WV 0 5
   5133  LOAD Y  8011004    8.30-    25   4.15-    24                GLOB UNIF     WV 0 5
   5134  LOAD Z  8011004    8.30-    11   4.15-    10                GLOB UNIF     WV 0 5
   5135  LOAD X  8011004   12.46-    20   4.15-    19                GLOB UNIF     WV 0 5
   5136  LOAD Y  8011004   12.46-    24   4.15-    23                GLOB UNIF     WV 0 5
   5137  LOAD Z  8011004   12.46-    10   4.15-    10                GLOB UNIF     WV 0 5
   5138  LOAD X  8011004   16.61-    19   4.15-    18                GLOB UNIF     WV 0 5
   5139  LOAD Y  8011004   16.61-    23   4.15-    23                GLOB UNIF     WV 0 5
   5140  LOAD Z  8011004   16.61-    10   4.15-    09                GLOB UNIF     WV 0 5
   5141  LOAD X  8011004   20.76-    18   4.15-    18                GLOB UNIF     WV 0 5
   5142  LOAD Y  8011004   20.76-    23   4.15-    22                GLOB UNIF     WV 0 5
```

```
LINE NO.  1....5....0....5....0....5....0
```

| LINE NO. | | |

LINE NO.			1	1	2	2	3	3	4	4	5	5	6	6	7	7	8
	1...5....0....5....0....5....0....5....0....5....0....5....0....5....0....5....0																
5243	LOAD	X	206	306	9.50-	68	1.87-	81					GLOB	UNIF		WV	0 S
5244	LOAD	Y	206	306	9.50-	118	1.87-	140					GLOB	UNIF		WV	0 S
5245	LOAD	X	206	306	11.20-	81	1.87-	86					GLOB	UNIF		WV	0 S
5246	LOAD	Y	206	306	11.20-	140	1.87-	152					GLOB	UNIF		WV	0 S
5247	LOAD	X	206	306	13.15-	88	1.87-	95					GLOB	UNIF		WV	0 S
5248	LOAD	Y	206	306	13.15-	152	1.87-	164					GLOB	UNIF		WV	0 S
5249	LOAD	X	301	401	0.00-	108	5.70-	124					GLOB	UNIF		WV	0 S
5250	LOAD	Y	301	401	0.00-	187	5.70-	215					GLOB	UNIF		WV	0 S
5251	LOAD	X	301	401	5.70-	124	5.70-	127					GLOB	UNIF		WV	0 S
5252	LOAD	Y	301	401	5.70-	215	5.70-	219					GLOB	UNIF		WV	0 S
5253	LOAD	X	301	401	11.40-	127	5.70-	123					GLOB	UNIF		WV	0 S
5254	LOAD	Y	301	401	11.40-	219	5.70-	213					GLOB	UNIF		WV	0 S
5255	LOAD	X	301	401	17.10-	123	5.70-	96					GLOB	UNIF		WV	0 S
5256	LOAD	Y	301	401	17.10-	213	5.70-	167					GLOB	UNIF		WV	0 S
5257	LOAD	X	301	401	22.80-	96	5.70-	77					GLOB	UNIF		WV	0 S
5258	LOAD	Y	301	401	22.80-	167	5.70-	135					GLOB	UNIF		WV	0 S
5259	LOAD	X	303	403	1.52-	37	4.50-	96					GLOB	UNIF		WV	0 S
5260	LOAD	Y	303	403	1.52-	64	4.50-	170					GLOB	UNIF		WV	0 S
5261	LOAD	X	303	403	8.02-	96	4.50-	108					GLOB	UNIF		WV	0 S
5262	LOAD	Y	303	403	8.02-	170	4.50-	187					GLOB	UNIF		WV	0 S
5263	LOAD	X	303	403	10.51-	108	4.50-	117					GLOB	UNIF		WV	0 S
5264	LOAD	Y	303	403	10.51-	187	4.50-	203					GLOB	UNIF		WV	0 S
5265	LOAD	X	303	403	15.01-	117	4.50-	106					GLOB	UNIF		WV	0 S
5266	LOAD	Y	303	403	15.01-	203	4.50-	183					GLOB	UNIF		WV	0 S
5267	LOAD	X	303	403	14.51-	106	4.50-	89					GLOB	UNIF		WV	0 S
5268	LOAD	Y	303	403	14.51-	183	4.50-	154					GLOB	UNIF		WV	0 S
5269	LOAD	X	303	403	24.00-	89	4.50-	77					GLOB	UNIF		WV	0 S
5270	LOAD	Y	303	403	24.00-	154	4.50-	133					GLOB	UNIF		WV	0 S
5271	LOAD	X	306	406	0.00-	95	5.70-	115					GLOB	UNIF		WV	0 S
5272	LOAD	Y	306	406	0.00-	164	5.70-	199					GLOB	UNIF		WV	0 S
5273	LOAD	X	306	406	5.70-	115	5.70-	115					GLOB	UNIF		WV	0 S
5274	LOAD	Y	306	406	5.70-	199	5.70-	199					GLOB	UNIF		WV	0 S
5275	LOAD	X	306	406	11.40-	115	5.70-	109					GLOB	UNIF		WV	0 S
5276	LOAD	Y	306	406	11.40-	199	5.70-	189					GLOB	UNIF		WV	0 S
5277	LOAD	X	306	406	17.10-	109	5.70-	85					GLOB	UNIF		WV	0 S
5278	LOAD	Y	306	406	17.10-	189	5.70-	146					GLOB	UNIF		WV	0 S
5279	LOAD	X	306	406	22.80-	85	5.70-	68					GLOB	UNIF		WV	0 S
5280	LOAD	Y	306	406	22.80-	146	5.70-	118					GLOB	UNIF		WV	0 S
5281	LOAD	X	401	501	0.00-	142	.91-	139					GLOB	UNIF		WV	0 S
5282	LOAD	Y	401	501	0.00-	217	.91-	212					GLOB	UNIF		WV	0 S
5283	LOAD	Z	401	501	0.00-	02	.91-	02					GLOB	UNIF		WV	0 S
5284	LOAD	X	401	501	.91-	139	.91-	136					GLOB	UNIF		WV	0 S
5285	LOAD	Y	401	501	.91-	212	.91-	207					GLOB	UNIF		WV	0 S
5286	LOAD	Z	401	501	.91-	02	.91-	02					GLOB	UNIF		WV	0 S
5287	LOAD	X	401	501	1.83-	136	.91-	133					GLOB	UNIF		WV	0 S
5288	LOAD	Y	401	501	1.83-	207	.91-	203					GLOB	UNIF		WV	0 S
5289	LOAD	Z	401	501	1.83-	02	.91-	02					GLOB	UNIF		WV	0 S
5290	LOAD	X	401	501	2.74-	133	.91-	130					GLOB	UNIF		WV	0 S
5291	LOAD	Y	401	501	2.74-	203	.91-	198					GLOB	UNIF		WV	0 S
5292	LOAD	Z	401	501	2.74-	02	.91-	02					GLOB	UNIF		WV	0 S

LINE NO.																	
5293	LOAD	X	401	501	3.65-	130	.91-	128					GLOB	UNIF	WV	0	5
5294	LOAD	Y	401	501	3.65-	198	.91-	195					GLOB	UNIF	WV	0	5
5295	LOAD	Z	401	501	3.65-	02	.91-	02					GLOB	UNIF	WV	0	5
5296	LOAD	X	403	503	0.00-	123	.91-	121					GLOB	UNIF	WV	0	5
5297	LOAD	Y	403	503	0.00-	229	.91-	224					GLOB	UNIF	WV	0	5
5298	LOAD	Z	403	503	0.00	37	.91	36					GLOB	UNIF	WV	0	5
5299	LOAD	X	403	503	.91-	121	.91-	118					GLOB	UNIF	WV	0	5
5300	LOAD	Y	403	503	.91-	224	.91-	219					GLOB	UNIF	WV	0	5
5301	LOAD	Z	403	503	.91	36	.91	35					GLOB	UNIF	WV	0	5
5302	LOAD	X	403	503	1.83-	118	.91-	115					GLOB	UNIF	WV	0	5
5303	LOAD	Y	403	503	1.83-	219	.91-	214					GLOB	UNIF	WV	0	5
5304	LOAD	Z	403	503	1.83	35	.91	35					GLOB	UNIF	WV	0	5
5305	LOAD	X	403	503	2.74-	115	.91-	113					GLOB	UNIF	WV	0	5
5306	LOAD	Y	403	503	2.74-	214	.91-	210					GLOB	UNIF	WV	0	5
5307	LOAD	Z	403	503	2.74	35	.91	34					GLOB	UNIF	WV	0	5
5308	LOAD	X	403	503	3.65-	113	.91-	110					GLOB	UNIF	WV	0	5
5309	LOAD	Y	403	503	3.65-	210	.91-	205					GLOB	UNIF	WV	0	5
5310	LOAD	Z	403	503	3.65	34	.91	33					GLOB	UNIF	WV	0	5
5311	LOAD	X	406	506	0.00-	106	.91-	103					GLOB	UNIF	WV	0	5
5312	LOAD	Y	406	506	0.00-	194	.91-	190					GLOB	UNIF	WV	0	5
5313	LOAD	Z	406	506	0.00-	32	.91-	32					GLOB	UNIF	WV	0	5
5314	LOAD	X	406	506	.91-	103	.91-	101					GLOB	UNIF	WV	0	5
5315	LOAD	Y	406	506	.91-	190	.91-	185					GLOB	UNIF	WV	0	5
5316	LOAD	Z	406	506	.91-	32	.91-	31					GLOB	UNIF	WV	0	5
5317	LOAD	X	406	506	1.82-	101	.91-	99					GLOB	UNIF	WV	0	5
5318	LOAD	Y	406	506	1.82-	185	.91-	181					GLOB	UNIF	WV	0	5
5319	LOAD	Z	406	506	1.82-	31	.91-	30					GLOB	UNIF	WV	0	5
5320	LOAD	X	406	506	2.74-	99	.91-	96					GLOB	UNIF	WV	0	5
5321	LOAD	Y	406	506	2.74-	181	.91-	177					GLOB	UNIF	WV	0	5
5322	LOAD	Z	406	506	2.74-	30	.91-	29					GLOB	UNIF	WV	0	5
5323	LOAD	X	406	506	3.65-	96	.91-	94					GLOB	UNIF	WV	0	5
5324	LOAD	Y	406	506	3.65-	177	.91-	173					GLOB	UNIF	WV	0	5
5325	LOAD	Z	406	506	3.65-	29	.91-	29					GLOB	UNIF	WV	0	5
5326	LOAD	X	501	601	0.00-	126	1.22-	122					GLOB	UNIF	WV	0	5
5327	LOAD	Y	501	601	0.00-	191	1.22-	185					GLOB	UNIF	WV	0	5
5328	LOAD	Z	501	601	0.00-	02	1.22-	02					GLOB	UNIF	WV	0	5
5329	LOAD	X	501	601	1.22-	122	1.22-	118					GLOB	UNIF	WV	0	5
5330	LOAD	Y	501	601	1.22-	185	1.22-	179					GLOB	UNIF	WV	0	5
5331	LOAD	Z	501	601	1.22-	02	1.22-	02					GLOB	UNIF	WV	0	5
5332	LOAD	X	501	601	2.43-	118	1.22-	115					GLOB	UNIF	WV	0	5
5333	LOAD	Y	501	601	2.43-	179	1.22-	174					GLOB	UNIF	WV	0	5
5334	LOAD	Z	501	601	2.43-	02	1.22-	02					GLOB	UNIF	WV	0	5
5335	LOAD	X	501	601	3.65-	115	1.22-	112					GLOB	UNIF	WV	0	5
5336	LOAD	Y	501	601	3.65-	174	1.22-	170					GLOB	UNIF	WV	0	5
5337	LOAD	Z	501	601	3.65-	02	1.22-	02					GLOB	UNIF	WV	0	5
5338	LOAD	X	501	601	4.87-	112	1.22-	110					GLOB	UNIF	WV	0	5
5339	LOAD	Y	501	601	4.87-	170	1.22-	165					GLOB	UNIF	WV	0	5-
5340	LOAD	Z	501	601	4.87-	02	1.22-	02					GLOB	UNIF	WV	0	5
5341	LOAD	X	503	603	0.00-	109	1.22-	105					GLOB	UNIF	WV	0	5
5342	LOAD	Y	503	603	0.00-	202	1.22-	196					GLOB	UNIF	WV	0	5

```
                  1    1    2    2    3    3    4    4    5    5    6    6    7    7    8
LINE NO. 1...5....0....5....0....5....0....5....0....5....0....5....0....5....0....5....0

  5343  LOAD Z  503 603   0.00     32   1.22     31                GLOB UNIF     WV 0 5
  5344  LOAD X  503 603   1.22-   105   1.22-   102                GLOB UNIF     WV 0 5
  5345  LOAD Y  503 603   1.22-   196   1.22-   190                GLOB UNIF     WV 0 5
  5346  LOAD Z  503 603   1.22     31   1.22     30                GLOB UNIF     WV 0 5
  5347  LOAD X  503 603   2.43-   102   1.22-    99                GLOB UNIF     WV 0 5
  5348  LOAD Y  503 603   2.43-   190   1.22-   184                GLOB UNIF     WV 0 5
  5349  LOAD Z  503 603   2.43     30   1.22     29                GLOB UNIF     WV 0 5
  5350  LOAD X  503 603   3.65-    99   1.22-    96                GLOB UNIF     WV 0 5
  5351  LOAD Y  503 603   3.65-   184   1.22-   180                GLOB UNIF     WV 0 5
  5352  LOAD Z  503 603   3.65     29   1.22     29                GLOB UNIF     WV 0 5
  5353  LOAD X  503 603   4.87-    96   1.22-    94                GLOB UNIF     WV 0 5
  5354  LOAD Y  503 603   4.87-   180   1.22-   176                GLOB UNIF     WV 0 5
  5355  LOAD Z  503 603   4.87     29   1.22     28                GLOB UNIF     WV 0 5
  5356  LOAD X  506 606   0.00-    93   1.22-    90                GLOB UNIF     WV 0 5
  5357  LOAD Y  506 606   0.00-   171   1.22-   166                GLOB UNIF     WV 0 5
  5358  LOAD Z  506 606   0.00-    28   1.22-    26                GLOB UNIF     WV 0 5
  5359  LOAD X  506 606   1.22-    90   1.22-    87                GLOB UNIF     WV 0 5
  5360  LOAD Y  506 606   1.22-   166   1.22-   160                GLOB UNIF     WV 0 5
  5361  LOAD Z  506 606   1.22-    28   1.22-    27                GLOB UNIF     WV 0 5
  5362  LOAD X  506 606   2.43-    87   1.22-    84                GLOB UNIF     WV 0 5
  5363  LOAD Y  506 606   2.43-   160   1.22-   156                GLOB UNIF     WV 0 5
  5364  LOAD Z  506 606   2.43-    27   1.22-    26                GLOB UNIF     WV 0 5
  5365  LOAD X  506 606   3.65-    84   1.22-    82                GLOB UNIF     WV 0 5
  5366  LOAD Y  506 606   3.65-   156   1.22-   152                GLOB UNIF     WV 0 5
  5367  LOAD Z  506 606   3.65-    26   1.22-    25                GLOB UNIF     WV 0 5
  5368  LOAD X  506 606   4.87-    82   1.22-    80                GLOB UNIF     WV 0 5
  5369  LOAD Y  506 606   4.87-   152   1.22-   148                GLOB UNIF     WV 0 5
  5370  LOAD Z  506 606   4.87-    25   1.22-    25                GLOB UNIF     WV 0 5
  5371  LOAD X  601 631   0.00-   110   1.22-   107                GLOB UNIF     WV 0 5
  5372  LOAD Y  601 631   0.00-   165   1.22-   161                GLOB UNIF     WV 0 5
  5373  LOAD Z  601 631   0.00-    02   1.22-    02                GLOB UNIF     WV 0 5
  5374  LOAD X  601 631   1.22-   107   1.22-   104                GLOB UNIF     WV 0 5
  5375  LOAD Y  601 631   1.22-   161   1.22-   157                GLOB UNIF     WV 0 5
  5376  LOAD Z  601 631   1.22-    02   1.22-    02                GLOB UNIF     WV 0 5
  5377  LOAD X  601 631   2.43-   104   1.22-   102                GLOB UNIF     WV 0 5
  5378  LOAD Y  601 631   2.43-   157   1.22-   153                GLOB UNIF     WV 0 5
  5379  LOAD Z  601 631   2.43-    02   1.22-    02                GLOB UNIF     WV 0 5
  5380  LOAD X  601 631   3.65-   102   1.22-    99                GLOB UNIF     WV 0 5
  5381  LOAD Y  601 631   3.65-   153   1.22-   149                GLOB UNIF     WV 0 5
  5382  LOAD Z  601 631   3.65-    02   1.22-    02                GLOB UNIF     WV 0 5
  5383  LOAD X  601 631   4.87-    99   1.22-    96                GLOB UNIF     WV 0 5
  5384  LOAD Y  601 631   4.87-   149   1.22-   144                GLOB UNIF     WV 0 5
  5385  LOAD Z  601 631   4.87-    02   1.22-    02                GLOB UNIF     WV 0 5
  5386  LOAD X  603 633   0.00-    94   1.22-    92                GLOB UNIF     WV 0 5
  5387  LOAD Y  603 633   0.00-   176   1.22-   172                GLOB UNIF     WV 0 5
  5388  LOAD Z  603 633   0.00     28   1.22     28                GLOB UNIF     WV 0 5
  5389  LOAD X  603 633   1.22-    92   1.22-    90                GLOB UNIF     WV 0 5
  5390  LOAD Y  603 633   1.22-   172   1.22-   168                GLOB UNIF     WV 0 5
  5391  LOAD Z  603 633   1.22     28   1.22     27                GLOB UNIF     WV 0 5
  5392  LOAD X  603 633   2.43-    90   1.22-    87                GLOB UNIF     WV 0 5
```

| LINE NO. | | |

```
LINE NO.  1...5....0....5....0....5....0....5....0....5....0....5....0....5....0....5....0....5....0....5....0
```

5443	LOAD	X	653	653	4.87-	119	1.22-	116			GLOB	UNIF		WV	0	5	
5444	LOAD	Y	653	653	4.87-	228	1.22-	223			GLOB	UNIF		WV	0	5	
5445	LOAD	Z	653	653	4.87	36	1.22	35			GLOB	UNIF		WV	0	5	
5446	LOAD	X	656	656	0.00-	95	1.22-	92			GLOB	UNIF		WV	0	5	
5447	LOAD	Y	656	656	0.00-	184	1.22-	179			GLOB	UNIF		WV	0	5	
5448	LOAD	Z	656	656	0.00-	31	1.22-	30			GLOB	UNIF		WV	0	5	
5449	LOAD	X	656	656	1.22-	92	1.22-	90			GLOB	UNIF		WV	0	5	
5450	LOAD	Y	656	656	1.22-	179	1.22-	175			GLOB	UNIF		WV	0	5	
5451	LOAD	Z	656	656	1.22-	30	1.22-	29			GLOB	UNIF		WV	0	5	
5452	LOAD	X	656	656	2.43-	90	1.22-	88			GLOB	UNIF		WV	0	5	
5453	LOAD	Y	656	656	2.43-	175	1.22-	170			GLOB	UNIF		WV	0	5	
5454	LOAD	Z	656	656	2.43-	29	1.22-	28			GLOB	UNIF		WV	0	5	
5455	LOAD	X	656	656	3.65-	88	1.22-	85			GLOB	UNIF		WV	0	5	
5456	LOAD	Y	656	656	3.65-	170	1.22-	166			GLOB	UNIF		WV	0	5	
5457	LOAD	Z	656	656	3.65-	28	1.22-	28			GLOB	UNIF		WV	0	5	
5458	LOAD	X	656	656	4.87-	85	1.22-	83			GLOB	UNIF		WV	0	5	
5459	LOAD	Y	656	656	4.87-	166	1.22-	161			GLOB	UNIF		WV	0	5	
5460	LOAD	Z	656	656	4.87-	28	1.22-	27			GLOB	UNIF		WV	0	5	
5461	LOAD	X	701	701	0.00-	135	1.42-	132			GLOB	UNIF		WV	0	5	
5462	LOAD	Y	701	701	0.00-	192	1.42-	187			GLOB	UNIF		WV	0	5	
5463	LOAD	Z	701	701	0.00-	04	1.42-	04			GLOB	UNIF		WV	0	5	
5464	LOAD	X	701	701	1.42-	132	1.42-	128			GLOB	UNIF		WV	0	5	
5465	LOAD	Y	701	701	1.42-	187	1.42-	182			GLOB	UNIF		WV	0	5	
5466	LOAD	Z	701	701	1.42-	04	1.42-	04			GLOB	UNIF		WV	0	5	
5467	LOAD	X	701	701	2.84-	128	1.42-	125			GLOB	UNIF		WV	0	5	
5468	LOAD	Y	701	701	2.84-	182	1.42-	177			GLOB	UNIF		WV	0	5	
5469	LOAD	Z	701	701	2.84-	04	1.42-	03			GLOB	UNIF		WV	0	5	
5470	LOAD	X	701	701	4.26-	125	1.42-	122			GLOB	UNIF		WV	0	5	
5471	LOAD	Y	701	701	4.26-	177	1.42-	173			GLOB	UNIF		WV	0	5	
5472	LOAD	Z	701	701	4.26-	03	1.42-	03			GLOB	UNIF		WV	0	5	
5473	LOAD	X	701	701	5.68-	122	1.42-	119			GLOB	UNIF		WV	0	5	
5474	LOAD	Y	701	701	5.68-	173	1.42-	169			GLOB	UNIF		WV	0	5	
5475	LOAD	Z	701	701	5.68-	03	1.42-	03			GLOB	UNIF		WV	0	5	
5476	LOAD	X	653	703	0.00-	116	1.42-	113			GLOB	UNIF		WV	0	5	
5477	LOAD	Y	653	703	0.00-	223	1.42-	217			GLOB	UNIF		WV	0	5	
5478	LOAD	Z	653	703	0.00	35	1.42	34			GLOB	UNIF		WV	0	5	
5479	LOAD	X	653	703	1.42-	113	1.42-	110			GLOB	UNIF		WV	0	5	
5480	LOAD	Y	653	703	1.42-	217	1.42-	211			GLOB	UNIF		WV	0	5	
5481	LOAD	Z	653	703	1.42	34	1.42	33			GLOB	UNIF		WV	0	5	
5482	LOAD	X	653	703	2.84-	110	1.42-	107			GLOB	UNIF		WV	0	5	
5483	LOAD	Y	653	703	2.84-	211	1.42-	206			GLOB	UNIF		WV	0	5	
5484	LOAD	Z	653	703	2.84	33	1.42	33			GLOB	UNIF		WV	0	5	
5485	LOAD	X	653	703	4.26-	107	1.42-	104			GLOB	UNIF		WV	0	5	
5486	LOAD	Y	653	703	4.26-	206	1.42-	200			GLOB	UNIF		WV	0	5	
5487	LOAD	Z	653	703	4.26	33	1.42	32			GLOB	UNIF		WV	0	5	
5488	LOAD	X	653	703	5.68-	104	1.42-	102			GLOB	UNIF		WV	0	5	
5489	LOAD	Y	653	703	5.68-	200	1.42-	196			GLOB	UNIF		WV	0	5	
5490	LOAD	Z	653	703	5.68	32	1.42	31			GLOB	UNIF		WV	0	5	
5491	LOAD	X	656	706	0.00-	83	1.42-	80			GLOB	UNIF		WV	0	5	
5492	LOAD	Y	656	706	0.00-	161	1.42-	156			GLOB	UNIF		WV	0	5	

LINE NO.															
5493	LOAD	Z	656	706	0.00-	27	1.42-	26			GLOB	UNIF	WV	0	S
5494	LOAD	A	656	706	1.42-	80	1.42-	78			GLOB	UNIF	WV	0	S
5495	LOAD	Y	656	706	1.42-	156	1.42-	151			GLOB	UNIF	WV	0	S
5496	LOAD	Z	656	706	1.42-	26	1.42-	25			GLOB	UNIF	WV	0	S
5497	LOAD	A	656	706	2.84-	78	1.42-	75			GLOB	UNIF	WV	0	S
5498	LOAD	Y	656	706	2.84-	151	1.42-	146			GLOB	UNIF	WV	0	S
5499	LOAD	Z	656	706	2.84-	25	1.42-	24			GLOB	UNIF	WV	0	S
5500	LOAD	A	656	706	4.26-	75	1.42-	73			GLOB	UNIF	WV	0	S
5501	LOAD	Y	656	706	4.26-	146	1.42-	142			GLOB	UNIF	WV	0	S
5502	LOAD	Z	656	706	4.26-	24	1.42-	24			GLOB	UNIF	WV	0	S
5503	LOAD	A	656	706	5.68-	73	1.42-	71			GLOB	UNIF	WV	0	S
5504	LOAD	Y	656	706	5.68-	142	1.42-	138			GLOB	UNIF	WV	0	S
5505	LOAD	Z	656	706	5.68-	24	1.42-	23			GLOB	UNIF	WV	0	S
5506	LOAD	A	701	801	0.00-	111	6.89-	99			GLOB	UNIF	WV	0	S
5507	LOAD	Y	701	801	0.00-	160	6.89-	142			GLOB	UNIF	WV	0	S
5508	LOAD	Z	701	801	0.00-	03	6.89-	02			GLOB	UNIF	WV	0	S
5509	LOAD	A	701	801	6.89-	99	6.89-	89			GLOB	UNIF	WV	0	S
5510	LOAD	Y	701	801	6.89-	142	6.89-	128			GLOB	UNIF	WV	0	S
5511	LOAD	Z	701	801	6.89-	02	6.89-	02			GLOB	UNIF	WV	0	S
5512	LOAD	A	701	801	13.79-	89	6.89-	80			GLOB	UNIF	WV	0	S
5513	LOAD	Y	701	801	13.79-	128	6.89-	116			GLOB	UNIF	WV	0	S
5514	LOAD	Z	701	801	13.79-	02	6.89-	02			GLOB	UNIF	WV	0	S
5515	LOAD	A	701	801	20.68-	80	6.89-	70			GLOB	UNIF	WV	0	S
5516	LOAD	Y	701	801	20.68-	116	6.89-	104			GLOB	UNIF	WV	0	S
5517	LOAD	Z	701	801	20.68-	02	6.89-	1			GLOB	UNIF	WV	0	S
5518	LOAD	A	701	801	27.57-	70	6.89-	65			GLOB	UNIF	WV	0	S
5519	LOAD	Y	701	801	27.57-	104	6.89-	97			GLOB	UNIF	WV	0	S
5520	LOAD	Z	701	801	27.57-	1	6.89-	1			GLOB	UNIF	WV	0	S
5521	LOAD	A	703	803	0.00-	96	6.89-	85			GLOB	UNIF	WV	0	S
5522	LOAD	Y	703	803	0.00-	183	6.89-	164			GLOB	UNIF	WV	0	S
5523	LOAD	Z	703	803	0.00	29	6.89	26			GLOB	UNIF	WV	0	S
5524	LOAD	A	703	803	6.89-	85	6.89-	78			GLOB	UNIF	WV	0	S
5525	LOAD	Y	703	803	6.89-	164	6.89-	149			GLOB	UNIF	WV	0	S
5526	LOAD	Z	703	803	6.89	26	6.89	24			GLOB	UNIF	WV	0	S
5527	LOAD	A	703	803	13.79-	78	6.89-	72			GLOB	UNIF	WV	0	S
5528	LOAD	Y	703	803	13.79-	149	6.89-	136			GLOB	UNIF	WV	0	S
5529	LOAD	Z	703	803	13.79	24	6.89	22			GLOB	UNIF	WV	0	S
5530	LOAD	A	703	803	20.68-	72	6.89-	65			GLOB	UNIF	WV	0	S
5531	LOAD	Y	703	803	20.68-	136	6.89-	123			GLOB	UNIF	WV	0	S
5532	LOAD	Z	703	803	20.68	22	6.89	20			GLOB	UNIF	WV	0	S
5533	LOAD	A	703	803	27.57-	65	6.89-	61			GLOB	UNIF	WV	0	S
5534	LOAD	Y	703	803	27.57-	123	6.89-	110			GLOB	UNIF	WV	0	S
5535	LOAD	Z	703	803	27.57	20	6.89	18			GLOB	UNIF	WV	0	S
5536	LOAD	A	706	806	0.00-	64	6.89-	60			GLOB	UNIF	WV	0	S
5537	LOAD	Y	706	806	0.00-	133	6.89-	116			GLOB	UNIF	WV	0	S
5538	LOAD	Z	706	806	0.00-	22	6.89-	19			GLOB	UNIF	WV	0	S
5539	LOAD	A	706	806	6.89-	60	6.89-	53			GLOB	UNIF	WV	0	S
5540	LOAD	Y	706	806	6.89-	116	6.89-	103			GLOB	UNIF	WV	0	S
5541	LOAD	Z	706	806	6.89-	19	6.89-	17			GLOB	UNIF	WV	0	S
5542	LOAD	A	706	806	13.79-	53	6.89-	48			GLOB	UNIF	WV	0	S

| LINE NO. | | |

```
                  1    1    2    2    3    3    4    4    5    5    6    6    7    7    8
LINE NO. 1...5....0....5....0....5....0....5....0....5....0....5....0....5....0....5....0

  5593  LOAD X  8031003   29.54-    36   4.92-    21                GLOB UNIF     WV 0 5
  5594  LOAD Y  8031003   29.54-    65   4.92-    36                GLOB UNIF     WV 0 5
  5595  LOAD Z  8031003   29.54     11   4.92     06                GLOB UNIF     WV 0 5
  5596  LOAD X  8061006    0.00-    38   4.31-    36                GLOB UNIF     WV 0 5
  5597  LOAD Y  8061006    0.00-    72   4.31-    67                GLOB UNIF     WV 0 5
  5598  LOAD Z  8061006    0.00-    12   4.31-    11                GLOB UNIF     WV 0 5
  5599  LOAD X  8061006    4.31-    36   4.31-    34                GLOB UNIF     WV 0 5
  5600  LOAD Y  8061006    4.31-    67   4.31-    62                GLOB UNIF     WV 0 5
  5601  LOAD Z  8061006    4.31-    11   4.31-    10                GLOB UNIF     WV 0 5
  5602  LOAD X  8061006    8.62-    34   4.31-    31                GLOB UNIF     WV 0 5
  5603  LOAD Y  8061006    8.62-    62   4.31-    57                GLOB UNIF     WV 0 5
  5604  LOAD Z  8061006    8.62-    10   4.31-    09                GLOB UNIF     WV 0 5
  5605  LOAD X  8061006   12.93-    31   4.31-    30                GLOB UNIF     WV 0 5
  5606  LOAD Y  8061006   12.93-    57   4.31-    53                GLOB UNIF     WV 0 5
  5607  LOAD Z  8061006   12.93-    09   4.31-    09                GLOB UNIF     WV 0 5
  5608  LOAD X  8061006   17.23-    30   4.31-    28                GLOB UNIF     WV 0 5
  5609  LOAD Y  8061006   17.23-    53   4.31-    50                GLOB UNIF     WV 0 5
  5610  LOAD Z  8061006   17.23-    09   4.31-    08                GLOB UNIF     WV 0 5
  5611  LOAD X  8061006   21.54-    28   4.31-    22                GLOB UNIF     WV 0 5
  5612  LOAD Y  8061006   21.54-    50   4.31-    40                GLOB UNIF     WV 0 5
  5613  LOAD Z  8061006   21.54-    08   4.31-    07                GLOB UNIF     WV 0 5
  5614  LOAD X  8061006   25.85-    22   4.31-    06                GLOB UNIF     WV 0 5
  5615  LOAD Y  8061006   25.85-    40   4.31-    12                GLOB UNIF     WV 0 5
  5616  LOAD Z  8061006   25.85-    07   4.31-    02                GLOB UNIF     WV 0 5
  5617  LOAD X  8061006   30.16-    06   1.75                       GLOB UNIF     WV 0 5
  5618  LOAD X  8061006   31.91          2.56     09                GLOB UNIF     WV 0 5
  5619  LOAD Y  8061006   30.16-    12   1.86                       GLOB UNIF     WV 0 5
  5620  LOAD Y  8061006   32.01          2.45     16                GLOB UNIF     WV 0 5
  5621  LOAD Z  8061006   30.16-    02   1.87                       GLOB UNIF     WV 0 5
  5622  LOAD Z  8061006   32.03          2.44     03                GLOB UNIF     WV 0 5
  5623  END
```

NO. OF WARNING ERRORS = 54

NO. OF FATAL ERRORS = 0

*** WARNING NO. SL. 7 ***
THE MEMBER BELOW HAS A DIAMETER = 0 AND HAS BEEN SKIPPED.

MEMBER= 1 JS= 101 JE= 102

*** WARNING NO. SL. 7 ***
THE MEMBER BELOW HAS A DIAMETER = 0 AND HAS BEEN SKIPPED.

MEMBER= 2 JS= 102 JE= 103

*** WARNING NO. SL. 7 ***
THE MEMBER BELOW HAS A DIAMETER = 0 AND HAS BEEN SKIPPED.

MEMBER= 3 JS= 103 JE= 105

*** WARNING NO. SL. 7 ***
THE MEMBER BELOW HAS A DIAMETER = 0 AND HAS BEEN SKIPPED.

MEMBER= 4 JS= 105 JE= 106

*** WARNING NO. SL. 7 ***
THE MEMBER BELOW HAS A DIAMETER = 0 AND HAS BEEN SKIPPED.

MEMBER= 5 JS= 101 JE= 104

*** WARNING NO. SL. 7 ***
THE MEMBER BELOW HAS A DIAMETER = 0 AND HAS BEEN SKIPPED.

MEMBER= 6 JS= 104 JE= 106

*** WARNING NO. SL. 7 ***
THE MEMBER BELOW HAS A DIAMETER = 0 AND HAS BEEN SKIPPED.

MEMBER= 7 JS= 102 JE= 104

*** WARNING NO. SL. 7 ***
THE MEMBER BELOW HAS A DIAMETER = 0 AND HAS BEEN SKIPPED.

MEMBER= 8 JS= 102 JE= 105

*** WARNING NO. SL. 7 ***
THE MEMBER BELOW HAS A DIAMETER = 0 AND HAS BEEN SKIPPED.

MEMBER= 9 JS= 104 JE= 105

*** WARNING NO. SL. 7 ***
THE MEMBER BELOW HAS A DIAMETER = 0 AND HAS BEEN SKIPPED.

MEMBER= 10 JS= 201 JE= 202

*** WARNING NO. SL. 7 ***
THE MEMBER BELOW HAS A DIAMETER = 0 AND HAS BEEN SKIPPED.

MEMBER= 11 JS= 202 JE= 203

*** WARNING NO. SL. 7 ***

*** WARNING NO. SL. 7 ***
THE MEMBER BELOW HAS A DIAMETER = 0 AND HAS BEEN SKIPPED.

MEMBER= 12 JS= 203 JE= 205

*** WARNING NO. SL. 7 ***
THE MEMBER BELOW HAS A DIAMETER = 0 AND HAS BEEN SKIPPED.

MEMBER= 13 JS= 205 JE= 206

*** WARNING NO. SL. 7 ***
THE MEMBER BELOW HAS A DIAMETER = 0 AND HAS BEEN SKIPPED.

MEMBER= 14 JS= 201 JE= 204

*** WARNING NO. SL. 7 ***
THE MEMBER BELOW HAS A DIAMETER = 0 AND HAS BEEN SKIPPED.

MEMBER= 15 JS= 204 JE= 206

*** WARNING NO. SL. 7 ***
THE MEMBER BELOW HAS A DIAMETER = 0 AND HAS BEEN SKIPPED.

MEMBER= 16 JS= 202 JE= 204

*** WARNING NO. SL. 7 ***
THE MEMBER BELOW HAS A DIAMETER = 0 AND HAS BEEN SKIPPED.

MEMBER= 17 JS= 202 JE= 205

*** WARNING NO. SL. 7 ***
THE MEMBER BELOW HAS A DIAMETER = 0 AND HAS BEEN SKIPPED.

MEMBER= 18 JS= 204 JE= 205

*** WARNING NO. SL. 7 ***
THE MEMBER BELOW HAS A DIAMETER = 0 AND HAS BEEN SKIPPED.

MEMBER= 36 JS= 501 JE= 507

*** WARNING NO. SL. 7 ***
THE MEMBER BELOW HAS A DIAMETER = 0 AND HAS BEEN SKIPPED.

MEMBER= 37 JS= 507 JE= 510

*** WARNING NO. SL. 7 ***
THE MEMBER BELOW HAS A DIAMETER = 0 AND HAS BEEN SKIPPED.

MEMBER= 38 JS= 503 JE= 508

*** WARNING NO. SL. 7 ***
THE MEMBER BELOW HAS A DIAMETER = 0 AND HAS BEEN SKIPPED.

MEMBER= 39 JS= 508 JE= 511

*** WARNING NO. SL. 7 ***
THE MEMBER BELOW HAS A DIAMETER = 0 AND HAS BEEN SKIPPED.

MEMBER= 40 JS= 506 JE= 509

*** WARNING NO. SL. 7 ***
THE MEMBER BELOW HAS A DIAMETER = 0 AND HAS BEEN SKIPPED.

MEMBER= 41 JS= 509 JE= 512

MEMBER= 72 JS= 701 JE= 707

*** WARNING NO. SL. 7 ***
THE MEMBER BELOW HAS A DIAMETER = 0 AND HAS BEEN SKIPPED.

MEMBER= 73 JS= 707 JE= 710

*** WARNING NO. SL. 7 ***
THE MEMBER BELOW HAS A DIAMETER = 0 AND HAS BEEN SKIPPED.

MEMBER= 74 JS= 703 JE= 708

*** WARNING NO. SL. 7 ***
THE MEMBER BELOW HAS A DIAMETER = 0 AND HAS BEEN SKIPPED.

MEMBER= 75 JS= 708 JE= 711

*** WARNING NO. SL. 7 ***
THE MEMBER BELOW HAS A DIAMETER = 0 AND HAS BEEN SKIPPED.

MEMBER= 76 JS= 706 JE= 709

*** WARNING NO. SL. 7 ***
THE MEMBER BELOW HAS A DIAMETER = 0 AND HAS BEEN SKIPPED.

MEMBER= 77 JS= 709 JE= 712

*** WARNING NO. SL. 7 ***
THE MEMBER BELOW HAS A DIAMETER = 0 AND HAS BEEN SKIPPED.

MEMBER= 90 JS= 801 JE= 807

*** WARNING NO. SL. 7 ***
THE MEMBER BELOW HAS A DIAMETER = 0 AND HAS BEEN SKIPPED.

MEMBER= 91 JS= 807 JE= 810

*** WARNING NO. SL. 7 ***
THE MEMBER BELOW HAS A DIAMETER = 0 AND HAS BEEN SKIPPED.

MEMBER= 92 JS= 803 JE= 808

*** WARNING NO. SL. 7 ***
THE MEMBER BELOW HAS A DIAMETER = 0 AND HAS BEEN SKIPPED.

MEMBER= 93 JS= 808 JE= 811

*** WARNING NO. SL. 7 ***
THE MEMBER BELOW HAS A DIAMETER = 0 AND HAS BEEN SKIPPED.

MEMBER= 94 JS= 806 JE= 809

*** WARNING NO. SL. 7 ***
THE MEMBER BELOW HAS A DIAMETER = 0 AND HAS BEEN SKIPPED.

MEMBER= 95 JS= 809 JE= 812

*** WARNING NO. SL. 7 ***
THE MEMBER BELOW HAS A DIAMETER = 0 AND HAS BEEN SKIPPED.

MEMBER= 111 JS=1001 JE=1007

*** WARNING NO. SL. 7 ***
THE MEMBER BELOW HAS A DIAMETER = 0 AND HAS BEEN SKIPPED.

THE MEMBER BELOW HAS A DIAMETER = 0 AND HAS BEEN SKIPPED.

MEMBER= 112 JS=1007 JE=1010

*** WARNING NO. SL. 7 ***
THE MEMBER BELOW HAS A DIAMETER = 0 AND HAS BEEN SKIPPED.

MEMBER= 113 JS=1003 JE=1008

*** WARNING NO. SL. 7 ***
THE MEMBER BELOW HAS A DIAMETER = 0 AND HAS BEEN SKIPPED.

MEMBER= 114 JS=1008 JE=1011

*** WARNING NO. SL. 7 ***
THE MEMBER BELOW HAS A DIAMETER = 0 AND HAS BEEN SKIPPED.

MEMBER= 115 JS=1006 JE=1009

*** WARNING NO. SL. 7 ***
THE MEMBER BELOW HAS A DIAMETER = 0 AND HAS BEEN SKIPPED.

MEMBER= 116 JS=1009 JE=1012

*** WARNING NO. SL. 7 ***
THE MEMBER BELOW HAS A DIAMETER = 0 AND HAS BEEN SKIPPED.

MEMBER= 147 JS= 401 JE= 510

*** WARNING NO. SL. 7 ***
THE MEMBER BELOW HAS A DIAMETER = 0 AND HAS BEEN SKIPPED.

MEMBER= 148 JS= 403 JE= 511

*** WARNING NO. SL. 7 ***
THE MEMBER BELOW HAS A DIAMETER = 0 AND HAS BEEN SKIPPED.

MEMBER= 149 JS= 406 JE= 512

*** WARNING NO. SL. 7 ***
THE MEMBER BELOW HAS A DIAMETER = 0 AND HAS BEEN SKIPPED.

MEMBER= 150 JS= 510 JE= 710

*** WARNING NO. SL. 7 ***
THE MEMBER BELOW HAS A DIAMETER = 0 AND HAS BEEN SKIPPED.

MEMBER= 151 JS= 511 JE= 711

*** WARNING NO. SL. 7 ***
THE MEMBER BELOW HAS A DIAMETER = 0 AND HAS BEEN SKIPPED.

MEMBER= 152 JS= 512 JE= 712

*** WARNING NO. SL. 7 ***
THE MEMBER BELOW HAS A DIAMETER = 0 AND HAS BEEN SKIPPED.

MEMBER= 153 JS= 710 JE= 810

*** WARNING NO. SL. 7 ***
THE MEMBER BELOW HAS A DIAMETER = 0 AND HAS BEEN SKIPPED.

MEMBER= 154 JS= 711 JE= 811

*** WARNING NO. SL. 7 ***
THE MEMBER BELOW HAS A DIAMETER = 0 AND HAS BEEN SKIPPED.

*** WARNING NO. SL. 7 ***
THE MEMBER BELOW HAS A DIAMETER = 0 AND HAS BEEN SKIPPED

MEMBER= 156 JS= 010 JE=1010

*** WARNING NO. SL. 7 ***
THE MEMBER BELOW HAS A DIAMETER = 0 AND HAS BEEN SKIPPED.

MEMBER= 157 JS= 011 JE=1011

*** WARNING NO. SL. 7 ***
THE MEMBER BELOW HAS A DIAMETER = 0 AND HAS BEEN SKIPPED.

MEMBER= 158 JS= 012 JE=1012

AD-A165 698 DESIGN CALCULATIONS 81' MLW STRUCTURE EAST COAST AIR 5/8
COMBAT MANEUVERING R..(U) CREST ENGINEERING INC TULSA
OK SEP 76 27-771-94 N62477-76-C-0179

UNCLASSIFIED F/G 13/13 NL





MICROCOPY RESOLUTION TEST CHART

APPENDIX B.2

STRAN - 50 Year Storm

6000 REMOTE BATCH

STRAY

UNITED COMPUTING 67. APEX/SL B.7.0

08.08.17. 08/31/76.

```
PPPPPPPPPPP   UU        UU  YY        YY  ZZZZZZZZZZZZ   QQQQQQQQQQ   RRRRRRRRRRR   UU        UU
PPPPPPPPPPPP  UU        UU  YY        YY  ZZZZZZZZZZZZ  QQQQQQQQQQQQ  RRRRRRRRRRRR  UU        UU
PP        PP  UU        UU  YY        YY  Z         ZZ  QQ        QQ  RR        RR  UU        UU
PP        PP  UU        UU  YY        YY           ZZ   QQ        QQ  RR        RR  UU        UU
PP        PP  UU        UU  YY        YY          ZZ    QQ        QQ  RR        RR  UU        UU
PP        PP  UU        UU  YY        YY         ZZ     QQ        QQ  RR        RR  UU        UU
PPPPPPPPPPPP  UU        UU  YYY      YYY        ZZ      QQ        QQ  RR        RR  UU        UU
PPPPPPPPPPP   UU        UU   YYY    YYY     ZZZZZZZZ   QQ        QQ  RRRRRRRRRRRR  UU        UU
PP            UU        UU    YYY  YYY         ZZ      QQ        QQ  RRRRRRRRRRR   UU        UU
PP            UU        UU      YYYY          ZZ       QQ        QQ  RR  RR        UU        UU
PP            UU        UU        YY         ZZ        QQ        QQ  RR   RR       UU        UU
PP            UU        UU        YY        ZZ         QQ    QQ  QQ  RR    RR      UU        UU
PP            UU        UU        YY       ZZ          QQ     QQ QQ  RR     RR     UU        UU
PP            UU        UU        YY      ZZ         Z  QQ      QQQQ  RR      RR    UU        UU
PP            UUUUUUUUUUUU        YY      ZZZZZZZZZZZZ  QQQQQQQQQQQQ  RR       RR   UUUUUUUUUUUU
PP             UUUUUUUUUU         YY      ZZZZZZZZZZZZ   QQQQQQQQQQ   RR        RR   UUUUUUUUUU
```

SYNERCOM TECHNOLOGY USER BULLETIN

SIHAN BULLETIN #5
*** ENDLOAD ***

THE METHOD FOR CALCULATING THE MOMENTS, SHEARS, AND AXIAL FORCES AT THE EXTREME ENDS OF A MEMBER HAS BEEN MODIFIED TO CORRECTLY INCLUDE CONCENTRATED LOADS OR MOMENTS APPLIED AT THE ENDS OF THE MEMBER. THIS TECHNIQUE IS BELIEVED TO GIVE THE TRUE EVALUATION OF THE ACTIONS AT THE ENDS OF A MEMBER DUE TO JOINT LOADS APPLIED AS MEMBER END LOADS. THEREFORE, FOR ANY MEMBER HAVING END LOADS--

1. ALL MEMBER STRESS REPORTS MAY BE EFFECTED.
2. SHEAR STRESSES WILL CHANGE WHERE CONCENTRATED LOADS ARE APPLIED AT THE MEMBER END.
3. BENDING OR TORSIONAL STRESSES WILL CHANGE WHERE MOMENT LOADS ARE APPLIED AT THE MEMBER END.
4. STRESSES OTHER THAN AT THE END WHERE THE LOAD IS APPLIED WILL NOT CHANGE.
5. MEMBERS WITHOUT END LOADS WILL NOT CHANGE.
6. THE MEMBER FORCES AND MOMENTS REPORT DOES NOT CHANGE.

HAVE YOU READ BULLETIN NO.4 REGARDING THE NEW ALLOWABLE STRESS AND UNITY CHECK FEATURES.

NOTE - IF YOU DO NOT HAVE ALL OF THE BULLETINS, YOU MAY OBTAIN A COPY BY SUBMITTING A RUN WITH THE FOLLOWING CONTROL CARDS:

GET,MANCOUL.
COPYSBF,MANCOUL.

```
*************************************************
*                                               *
*                    STRAN                      *
* A SYNERCOM TECHNOLOGY, INC. DEVELOPMENT       *
*              RELEASE 6  MOD 14                *
*                  JUNE 1976                    *
*                                               *
*************************************************
```

DATE 08/30/76

3-PILE ACMR STRUCTURE -- U.S. NAVY (42-IN. DIAMETER PILING) -- J.ATKINSON

PROGRAM OPTIONS

THE FOLLOWING OPTIONS HAVE BEEN REQUESTED FOR THIS ANALYSIS

INPUT
....CARD PLUS DATA FILE INPUT

INPUT UNITS
....ENGLISH

OUTPUT UNITS
....ENGLISH

EXECUTION
....UNITY CHECK
..UNITY CHECKS COMPUTED BY AMERICAN INSTITUTE OF
STEEL CONSTRUCTION 1969 CODE, SECTIONS 1.5, 1.6.
LOCAL BUCKLING STRESS OF TUBULAR MEMBERS INVES-
TIGATED BY COLUMN RESEARCH COUNCIL METHOD.
RESULTS INVALID FOR A514 STEEL.
....NO. OF SEGMENTS 4
....VARBL MEMB, SEGMENTS/SECT 1

LOAD
....NO. BASIC LOAD CONDS. 6
....NO. COMBINED LOAD CONDS. 4

REPORT
....INPUT ECHO AND GROUP PROP PRINT
....JOINT DEFLECTIONS PRINT
....GROUP AND UN CHK SUMMARY PRINT
....MEMBER STRESS REPORT NO. 1 PRINT
....MEMBER STRESS REPORT NO. 2 PRINT
....MEMBER STRESS REPORT NO. 3 PRINT
....MEMBER DETAIL REPORT PRINT
....REACTION FORCES AND MOMTS PRINT
....EQUILIBRIUM CHECK PRINT

EQUILIBRIUM CHECK EDIT VALUES
....FORCES 100.00 LB
....MOMENTS 100.00 IN-LB

ALLOWABLE STRESS INCREASE FACTORS
....LOAD CONDITION 7 1.333
....LOAD CONDITION 8 1.333
....LOAD CONDITION 9 1.333
....LOAD CONDITION 10 1.333

STRAN - GROUP PROPERTIES REPORT

3-PILE ACHR STRUCTURE -- U.S. NAVY (42-IN. DIAMETER PILING) -- J.ATKINSON

TUBULAR MEMBER PROPERTIES

GRP	P/S	JOINT INCR FT.	WT IN.	OD IN.	AA IN2	IX IN4	IY IN4	IZ IN4	FY KSI	KY	KZ	SHEAR AREA IN2	INPUT SEC LEN FT.
		*** E = 29000000.0 PSI, G = 11600000.0 PSI ***											
099	1	-0.00	.500	8.62	12.75	211.04	105.52	105.52	36.0	1.0	1.0	6.38	-0.00
100	1	-0.00	.844	10.75	20.27	649.04	324.52	324.52	36.0	1.0	1.0	13.13	-0.00
122	1	-0.00	.500	12.75	19.24	723.09	361.54	361.54	36.0	.8	1.0	9.62	-0.00
123	1	-0.00	.500	12.75	19.24	723.09	361.54	361.54	36.0	.8	.8	9.62	-0.00
125	1	-0.00	.365	10.75	11.91	321.47	160.73	160.73	36.0	.8	.6	5.95	-0.00
127	1	-0.00	.365	10.75	11.91	321.47	160.73	160.73	36.0	.8	.8	5.95	-0.00
137	1	-0.00	.375	12.75	14.58	558.67	279.34	279.34	36.0	1.0	.8	7.29	-0.00
140	1	-0.00	.375	14.00	16.05	745.52	372.76	372.76	36.0	.8	.8	8.03	-0.00
146	1	-0.00	.365	10.75	11.91	321.47	160.73	160.73	36.0	.8	.8	5.95	-0.00
148	1	-0.00	.365	10.75	11.91	321.47	160.73	160.73	36.0	.8	.8	5.95	-0.00
156	1	-0.00	.500	16.00	24.55	1405.88	731.94	731.94	36.0	.8	.8	12.17	-0.00
165	1	-0.00	.625	16.00	30.19	1787.93	893.52	893.52	36.0	1.0	.8	15.09	-0.00
166	1	-0.00	.500	16.00	24.55	1405.88	731.94	731.94	36.0	1.0	.8	12.17	-0.00
180	1	-0.00	.500	18.00	27.49	2106.34	1053.17	1053.17	36.0	1.0	.8	13.74	-0.00
200	1	-0.00	.625	20.00	38.06	3573.94	1780.97	1780.97	36.0	.8	.8	19.02	-0.00
210	1	-0.00	.750	20.00	45.36	4208.26	2104.13	2104.13	36.0	.8	.8	22.68	-0.00
0AL	1	-0.00	1.000	30.00	91.11	19177.85	9588.93	9588.93	36.0	1.0	1.0	45.55	-0.00
P1	1	-0.00	1.750	42.00	221.29	84793.80	44896.84	44896.84	36.0	1.0	1.0	110.64	-0.00
P2	1	-0.00	2.000	42.00	251.33	100782.29	50391.15	50391.15	36.0	1.0	1.0	125.66	-0.00
P3	1	-0.00	1.250	36.00	136.46	41250.28	20625.14	20625.14	36.0	1.0	1.0	68.23	-0.00
0L4	1	-0.00	1.750	46.00	254.27	136170.95	68085.48	68085.48	36.0	1.0	1.0	127.14	-0.00
0L5	1	-0.00	1.000	47.00	144.51	76483.64	38241.82	38241.82	36.0	1.0	1.0	72.25	-0.00
0L6	1	-0.00	1.000	47.00	144.51	76483.64	38241.82	38241.82	36.0	1.0	1.0	72.25	-0.00
0L7	1	-0.00	.500	45.50	70.09	35789.12	17894.56	17894.56	36.0	1.0	1.0	35.04	-0.00
0L8	1	-0.00	.500	45.50	70.09	35789.12	17894.56	17894.56	36.0	1.0	1.0	35.04	-0.00
0UM	1	-0.00	.500	18.00	27.49	2106.34	1053.17	1053.17	36.0	1.0	1.0	13.74	-0.00

3-PILE ACHR STRUCTURE -- U.S. NAVY (42-IN. DIAMETER PILING) -- J.ATKINSON
WIDE FLANGE/WIDE FLANGE COMPACT MEMBER PROPERTIES

GRP	T/S	JOINT THICK FT.	FLANGE THICK IN.	FLANGE WIDTH IN.	WEB THICK IN.	FILET RADIUS IN.	DEPTH IN.	AX IN2	IX IN4	IY IN4	IZ IN4	FY KSI	KY	KZ	LB FT.	INPUT SEC LEN FT.
*** E = 29000000.0 PSI, G = 11000000.0 PSI ***																
W10	1	-0.00	.570	7.50	.350	.500	10.00	16.20	1.25	802.00	40.20	36.0	2.0	.5	.01	-0.00
W08	1	-0.00	.398	6.50	.245	.500	7.93	7.06	.54	82.50	18.20	36.0	1.0	1.0	.01	-0.00
W06	1	-0.00	.209	8.00	.232	.500	8.00	4.56	.11	30.10	9.07	36.0	1.0	1.0	.01	-0.00

STRAN - GROUP PROPERTIES REPORT

3-PILE ACHR STRUCTURE -- U.S. NAVY (42-IN. DIAMETER PILING) -- J.ATKINSON
PRISMATIC SECTION MEMBERS

GRP	M/S	JOINT THICK FT.	Z-DPTH IN.	Y-DPTH IN.	AX IN2	IX IN4	IY IN4	IZ IN4	FY KSI	KY	KZ	INPUT SEC LEN FT.
		*** E = 29000000.0 PSI, G = 11600000.0 PSI ***										
ASN	1	=0.00	10.00	5.00	50.00	30000.00	30000.00	30000.00	36.0	1.0	1.0	=0.00

S T R A N I N D A T A

PAGE 1
DATE 08/30/76

3-PILE ACMR STRUCTURE -- U.S. NAVY (42-IN. DIAMETER PILING) -- J.ATKINSON

```
                  1    1    2    2    3    3    4    4    5    5    6    6    7    7    8
LINE NO. 1...5....0....5....0....5....0....5....0....5....0....5....0....5....0....5....0

    1  OPTIONS  7 8 910
    2  AMOD
    3  AMOD       7 1.333   8 1.333   9 1.333  10 1.333
    4  SECT
    5  SECT WISHBON    PRI  5000 3000000 3000000 3000000   1000        500
    6  SECT DUMYPIL    TUB 13640 4125028 2062514 2062514   3600 1250
    7  SECT W10X50     WFC  1620     125   80200    4020    750  570  1800  358   50
    8  SECT W8X24      WFC   706      34    8250    1020    650  398   793  245   50
    9  SECT W6X15      WFC   456      11    3010     967    600  269   600  235   50
   10  GROUP
   11  GROUP 080              862   500  29   116  36        100 100      5000
   12  GROUP 100             1075   844  29   116  36        100 100      5000
   13  GROUP 120             1275   500  29   116  36         80 100      5000
   14  GROUP 123             1275   500  29   116  36         80  80      5000
   15  GROUP 125             1075   365  29   116  36         80  80      5000
   16  GROUP 127             1075   365  29   116  36         80  80      5000
   17  GROUP 137             1275   375  29   116  36        160  80      5000
   18  GROUP 140             1400   375  29   116  36         80  80      5000
   19  GROUP 148             1075   365  29   116  36         80  80      5000
   20  GROUP 140             1075   365  29   116  36         80  80      5000
   21  GROUP 160             1600   500  29   116  36         80  80      5000
   22  GROUP 165             1600   625  29   116  36        160  80      5000
   23  GROUP 168             1600   500  29   116  36        160  80      5000
   24  GROUP 180             1800   500  29   116  36        160  80      5000
   25  GROUP 200             2000   625  29   116  36         80  80      5000
   26  GROUP 210             2000   750  29   116  36         80  80      5000
   27  GROUP OAL             3000  1000  29   116  36        100 100      5000
   28  GROUP  P1             4200  1750  29   116  36        100 100      5000
   29  GROUP  P2             4200  2000  29   116  36        100 100      5000
   30  GROUP  P3 DUMYPIL                 29   116  36        100 100      5000
   31  GROUP JL4             4800  1750  29   116  36        100 100      5000
   32  GROUP JL5             4700  1000  29   116  36        100 100      5000
   33  GROUP JL6             4700  1000  29   116  36        100 100      5000
   34  GROUP JL7             4550   500  29   116  36        100 100      5000
   35  GROUP JL8             4550   500  29   116  36        100 100      5000
   36  GROUP BOM             1800   500  29   116  36        100 100      5000
   37  GROUP W08 WISHBON                 29   116  36
   38  GROUP W10 W10X50                  29   116  36        200  50   01
   39  GROUP W08 W8X24                   29   116  36        100 100   01
   40  GROUP W06 W6X15                   29   116  36        100 100   01
   41  MEMBER
   42  MEMBER  101 102 W18
   43  MEMBER  102 103 W18
   44  MEMBER  103 105 W18
   45  MEMBER  105 106 W18
   46  MEMBER  101 104 W18
   47  MEMBER  104 106 W18
   48  MEMBER  102 104 W08
   49  MEMBER  102 105 W08
```

STRAN INPUT DATA

3-PILE ACMR STRUCTURE -- U.S. NAVY (42-IN. DIAMETER PILING) -- J.ATKINSON

LINE NO.	1...5....0....5....0....5....0....5....0....5....0....5....0....5....0....5....0....5....0....5....0
50	MEMBER 104 105 40M
51	MEMBER 201 202 41M
52	MEMBER 202 203 41M
53	MEMBER 203 205 41M
54	MEMBER 205 206 41M
55	MEMBER 201 204 41M
56	MEMBER 204 206 41M
57	MEMBER 202 204 40M
58	MEMBER 202 205 40M
59	MEMBER 204 205 40M
60	MEMBER 201 303 120 2400
61	MEMBER 203 306 120 24
62	MEMBER 206 301 120 3600
63	MEMBER 301 403 120SR 2400
64	MEMBER 106 201 120SR 2400
65	MEMBER 301 303 125 20
66	MEMBER 303 306 125 20
67	MEMBER 301 306 125 20
68	MEMBER 301 302 105 1600
69	MEMBER 302 303 105 1600
70	MEMBER 305 305 105 1600
71	MEMBER 305 306 105 1600
72	MEMBER 301 304 105 1600
73	MEMBER 304 306 105 1600
74	MEMBER 302 304 125 1075
75	MEMBER 302 305 125 1075
76	MEMBER 304 305 125 1075
77	MEMBER 301 507 40SR 0000
78	MEMBER 507 510 40SR 1111 0000
79	MEMBER 503 508 40SR 0000
80	MEMBER 508 511 40SR 1111 0000
81	MEMBER 509 509 40SR 0000
82	MEMBER 509 512 40SR 1111 0000
83	MEMBER 501 513 125SR 1200
84	MEMBER 503 514 125SR 1200
85	MEMBER 513 851 40SR 40
86	MEMBER 514 853 40SR 40
87	MEMBER 801 811 100SR 1400
88	MEMBER 803 813 100SR 1400
89	MEMBER 851 801 100SR 1757
90	MEMBER 853 803 100SR 1757
91	MEMBER 811 812 80SR 1200
92	MEMBER 812 813 80SR 1200
93	MEMBER 801 802 80SR 2080
94	MEMBER 802 803 80SR 2080
95	MEMBER 811 801 100SR 3000
96	MEMBER 812 802 100SR 2000
97	MEMBER 813 803 100SR 3000
98	MEMBER 301 852 210 2000

3-PILE ACMR STRUCTURE -- U.S. NAVY (42-IN. DIAMETER PILING) -- J.ATKINSON

LINE NO.	1 1 2 2 3 3 4 4 5 5 6 6 7 7 8							
	1....5....0....5....0....5....0....5....0....5....0....5....0....5....0							
99	MEMBER	503	655	210				2000
100	MEMBER	505	654	210				2000
101	MEMBER	652	703	210				3052
102	MEMBER	655	706	210				3052
103	MEMBER	654	701	210				3052
104	MEMBER	701	702	157				2033
105	MEMBER	702	703	157				2033
106	MEMBER	703	705	157				2033
107	MEMBER	705	706	157				2033
108	MEMBER	701	704	157				2033
109	MEMBER	704	706	157				2033
110	MEMBER	702	708	127				1757
111	MEMBER	702	705	127				1757
112	MEMBER	704	705	127				1757
113	MEMBER	701	707	ABNSK				0000
114	MEMBER	707	710	ABNSK	1111			0000
115	MEMBER	705	708	ABNSK				0000
116	MEMBER	706	711	ABNSK	1111			0000
117	MEMBER	706	709	ABNSK				0000
118	MEMBER	709	712	ABNSK	1111			0000
119	MEMBER	701	801	200				3052
120	MEMBER	703	801	200				3052
121	MEMBER	706	803	200				3052
122	MEMBER	801	802	168				2481
123	MEMBER	802	803	168				2481
124	MEMBER	803	805	168				2481
125	MEMBER	805	804	168				2481
126	MEMBER	801	804	168				2481
127	MEMBER	804	806	168				2481
128	MEMBER	802	804	148				1757
129	MEMBER	802	805	148				1757
130	MEMBER	804	805	148				1757
131	MEMBER	801	807	ABNSK				0000
132	MEMBER	807	810	ABNSK	1111			0000
133	MEMBER	805	808	ABNSK				0000
134	MEMBER	808	811	ABNSK	1111			0000
135	MEMBER	806	809	ABNSK				0000
136	MEMBER	809	812	ABNSK	1111			0000
137	MEMBER	801	1002	168				2481
138	MEMBER	803	1002	168				2481
139	MEMBER	805	1005	168				2481
140	MEMBER	806	1005	168				2481
141	MEMBER	801	1004	168				2481
142	MEMBER	806	1004	168				2481
143	MEMBER	1001	1002	168				2757
144	MEMBER	1002	1003	168				2757
145	MEMBER	1003	1005	168				2757
146	MEMBER	1005	1006	168				2757
147	MEMBER	1001	1004	168				2757

3-PILE ALMR STRUCTURE -- U. S. NAVY (42-IN. DIAMETER PILING) -- J.ATKINSON

LINE NO.	1...5....0....5....0....5....0....5....0....5....0....5....0....5....0....5....0
146	MEMBER 10041006 160 2757
149	MEMBER 10021004 140 1757
150	MEMBER 10021005 140 1757
151	MEMBER 10041005 140 1757
152	MEMBER 10011007 40VSK 0000
153	MEMBER 10071010 40VSK 1111 0000
154	MEMBER 10051008 40VSK 0000
155	MEMBER 10091011 40VSK 1111 0000
156	MEMBER 10061009 40VSK 0000
157	MEMBER 10071012 40VSK 1111 0000
158	MEMBER 101 201 DAL 3000
159	MEMBER 103 203 DAL 3000
160	MEMBER 106 206 DAL 3000
161	MEMBER 201 301 DAL 3000
162	MEMBER 203 303 DAL 3000
163	MEMBER 206 306 DAL 3000
164	MEMBER 301 401 DAL 3000
165	MEMBER 303 403 DAL 3000
166	MEMBER 306 406 DAL 3000
167	MEMBER 401 501 JL4 F 4000
168	MEMBER 403 503 JL4 F 4000
169	MEMBER 406 506 JL4 F 4000
170	MEMBER 501 601 JL5 F 4750
171	MEMBER 503 603 JL5 F 4750
172	MEMBER 506 606 JL5 F 4750
173	MEMBER 601 651 JL5 F 4750
174	MEMBER 603 653 JL5 F 4750
175	MEMBER 606 656 JL5 F 4750
176	MEMBER 651 751 JL6 6021
177	MEMBER 653 753 JL6 6021
178	MEMBER 656 756 JL6 6021
179	MEMBER 751 701 JL6 6021
180	MEMBER 753 703 JL6 6021
181	MEMBER 756 706 JL6 6021
182	MEMBER 701 801 JL7 6546
183	MEMBER 703 803 JL7 6546
184	MEMBER 706 806 JL7 6546
185	MEMBER 801 1001 JL8 6546
186	MEMBER 803 1003 JL8 6546
187	MEMBER 806 1006 JL8 6546
188	MEMBER 401 510 P1 F 0000 1
189	MEMBER 403 511 P1 F 0000 2
190	MEMBER 406 512 P1 F 0000 3
191	MEMBER 510 710 P1 F 0000 1
192	MEMBER 511 711 P1 F 0000 2
193	MEMBER 512 712 P1 F 0000 3
194	MEMBER 710 810 P2 F 0000 1
195	MEMBER 711 811 P2 F 0000 2
196	MEMBER 712 812 P2 F 0000 3

3-PILE ACNR STRUCTURE -- U.S. NAVY (42-IN. DIAMETER PILING) -- J.ATKINSON

```
                  1    1    2    2    3    3    4    4    5    5    6    6    7    7    8
LINE NO. 1...5....0....5....0....5....0....5....0....5....0....5....0....5....0....5....0

    197  MEMBER  5101010  P2                                                    F  0000 1
    198  MEMBER  5111011  P2                                                    F  0000 2
    199  MEMBER  5121012  P2                                                    F  0000 3
    200  FOUND
    201  CYRO      5   0.02      0.05      0.005
    202  PILE  1010 200.0      29.00     11.6
    203  PROP        32.0      42.0       2.00     20.0
    204  PROP        42.0      42.0       1.75     70.0
    205  PROP        42.0      42.0       1.50    200.0
    206  PY        2    0.0
    207  FORCE          0.0       0.0
    208  DEFL           0.0      20.0
    209  PY        2    5.0
    210  FORCE          0.0       0.0
    211  DEFL           0.0      20.0
    212  PY        6    8.0
    213  FORCE          0.0      88.0     123.0     150.0     168.0     168.0
    214  FORCE        237.0     237.0
    215  DEFL           0.0       0.019     0.095     0.25      0.41      0.70
    216  DEFL           1.58     20.00
    217  PY        6   14.0
    218  FORCE          0.0     194.0     545.0     876.0    1122.0    1440.0
    219  FORCE       2274.0    2274.0
    220  DEFL           0.0       0.009     0.085     0.24      0.41      0.70
    221  DEFL           1.58     20.00
    222  PY        6   21.0
    223  FORCE          0.0     433.0    1068.0    1718.0    2210.0    2857.0
    224  FORCE       4572.0    4572.0
    225  DEFL           0.0       0.013     0.090     0.24      0.41      0.70
    226  DEFL           1.58     20.00
    227  PY        8   21.0833
    228  FORCE          0.0     194.0     687.0    1135.0    1469.0    1907.0
    229  FORCE       3051.0    3051.0
    230  DEFL           0.0       0.006     0.083     0.24      0.41      0.70
    231  DEFL           1.58     20.00
    232  PY        6   28.0
    233  FORCE          0.0     408.0    1165.0    1902.0    2455.0    3181.0
    234  FORCE       5089.0    5089.0
    235  DEFL           0.0       0.009     0.086     0.24      0.41      0.70
    236  DEFL           1.58     20.00
    237  PY        8   35.0
    238  FORCE          0.0     732.0    1794.0    2885.0    3711.0    4797.0
    239  FORCE       7675.0    7675.0
    240  DEFL           0.0       0.013     0.090     0.24      0.41      0.70
    241  DEFL           1.58     20.00
    242  PY        8   35.0833
    243  FORCE          0.0    1669.0    2978.0    4535.0    5752.0    7371.0
    244  FORCE      11794.0   11794.0
    245  DEFL           0.0       0.031     0.11      0.25      0.42      0.70
```

STRAN INPUT DATA

3-PILE ACMR STRUCTURE -- U.S. NAVY (42-IN. DIAMETER PILING) -- J.ATKINSON

```
                    1   1   2   2   3   3   4   4   5   5   6   6   7   7   8
LINE NO. 1...5....0....5....0....5....0....5....0....5....0....5....0....5....0....5....0....5....0

  240  DEPL              1.50      20.00
  247  PT          8    39.0
  248  FORCE             0.0      2221.0     3726.0     5579.0     7842.0     8997.0
  249  FORCE       14395.0    14395.0
  250  DEPL              0.0         0.037      0.11       0.20       0.42       0.70
  251  DEPL              1.50      20.00
  252  PT          8    56.0
  253  FORCE             0.0      4524.0     6794.0     9794.0    12220.0    15494.0
  254  FORCE       24790.0    24790.0
  255  DEPL              0.0         0.055      0.13       0.27       0.43       0.70
  256  DEPL              1.50      20.00
  257  PT          7    56.0833
  258  FORCE             0.0       774.0     1050.0     1425.0     1934.0     2625.0
  259  FORCE          2625.0
  260  DEPL              0.0         0.075      0.19       0.47       1.18       2.94
  261  DEPL             20.00
  262  PT          7    74.0
  263  FORCE             0.0       774.0     1050.0     1425.0     1934.0     2625.0
  264  FORCE          2625.0
  265  DEPL              0.0         0.075      0.19       0.47       1.18       2.94
  266  DEPL             20.00
  267  PT          8    78.0833
  268  FORCE             0.0      6507.0     9473.0    13658.0    17059.0    21603.0
  269  FORCE       34506.0    34506.0
  270  DEPL              0.0         0.053      0.13       0.27       0.43       0.70
  271  DEPL              1.50      20.00
  272  PT          8   146.0
  273  FORCE             0.0     11794.0    17712.0    25535.0    31859.0    40344.0
  274  FORCE       64631.0    64631.0
  275  DEPL              0.0         0.055      0.13       0.27       0.43       0.70
  276  DEPL              1.50      20.00
  277  PILE  1011  250.0      29.0       11.0
  278  PILE  1012  250.0      29.0       11.0
  279  JOINT
  280  JOINT  101    14.50   -6.37  150.00                                    TOP DECK
  281  JOINT  102     0.0    -6.37  150.00                                    TOP DECK
  282  JOINT  103   -14.50   -6.37  150.00                                    TOP DECK
  283  JOINT  104     7.25    4.14  150.00                                    TOP DECK
  284  JOINT  105    -7.25    4.14  150.00                                    TOP DECK
  285  JOINT  106     0.0    10.74  150.00                                    TOP DECK
  286  JOINT  201    14.50   -6.37  141.00                                    BOT DECK
  287  JOINT  202     0.0    -6.37  141.00                                    BOT DECK
  288  JOINT  203   -14.50   -6.37  141.00                                    BOT DECK
  289  JOINT  204     7.25    4.14  141.00                                    BOT DECK
  290  JOINT  205    -7.25    4.14  141.00                                    BOT DECK
  291  JOINT  206     0.0    10.74  141.00                                    BOT DECK
  292  JOINT  301    14.50   -6.37  120.00                                    BR BRACE
  293  JOINT  303   -14.50   -6.37  120.00                                    BR BRACE
  294  JOINT  306     0.0    10.74  120.00                                    BR BRACE
```

3-PILE ALMR STRUCTURE -- U.S. NAVY (42-IN. DIAMETER PILING) -- J.ATKINSON

LINE NO.			1	2	3	4	5	6	7	8
295	JOINT	401	14.50	-8.37	97.50			AP LEVEL		
296	JOINT	403	-14.50	-8.37	97.50			AP LEVEL		
297	JOINT	406	0.0	16.74	97.50			AP LEVEL		
298	JOINT	501	15.15	-8.75	93.00			S LEVEL		
299	JOINT	502	0.0	-8.75	93.00			S LEVEL		
300	JOINT	503	-15.15	-8.75	93.00			S LEVEL		
301	JOINT	504	7.58	4.37	93.00			S LEVEL		
302	JOINT	505	-7.58	4.37	93.00			S LEVEL		
303	JOINT	506	0.0	17.49	93.00			S LEVEL		
304	JOINT	507	17.32	-10.00	93.41			S LEVEL		
305	JOINT	508	-17.32	-10.00	93.41			S LEVEL		
306	JOINT	509	0.0	19.99	93.41			S LEVEL		
307	JOINT	510	15.15	-8.75	92.99			S LEVEL		
308	JOINT	511	-15.15	-8.75	92.99			S LEVEL		
309	JOINT	512	0.0	17.49	92.99			S LEVEL		
310	JOINT	513	17.74	-10.25	93.00			BRG BAPH		
311	JOINT	514	-17.74	-10.25	93.00			BRG BAPH		
312	JOINT	601	16.01	-9.25	87.00			BUAT LUG		
313	JOINT	603	-16.01	-9.25	87.00			BUAT LUG		
314	JOINT	606	0.0	18.49	87.00			EXTRA JT		
315	JOINT	611	16.01	-15.25	87.00			BUAT LUG		
316	JOINT	612	0.0	-15.25	87.00			BUAT LUG		
317	JOINT	613	-16.01	-15.25	87.00			BUAT LUG		
318	JOINT	631	16.88	-9.75	81.00			M.L.W.		
319	JOINT	632	-1.13	-9.75	81.00			M.L.W.		
320	JOINT	633	-16.88	-9.75	81.00			M.L.W.		
321	JOINT	634	9.00	3.90	81.00			M.L.W.		
322	JOINT	635	-7.48	5.85	81.00			M.L.W.		
323	JOINT	636	0.0	19.49	81.00			M.L.W.		
324	JOINT	651	17.74	-10.25	75.00			BUAT LUG		
325	JOINT	653	-17.74	-10.25	75.00			BUAT LUG		
326	JOINT	656	0.0	20.49	75.00			BUAT LUG		
327	JOINT	661	17.74	-15.25	75.00			BUAT LUG		
328	JOINT	662	0.0	-15.25	75.00			BUAT LUG		
329	JOINT	663	-17.74	-15.25	75.00			BUAT LUG		
330	JOINT	701	18.76	-10.83	68.00			7 LEVEL		
331	JOINT	702	0.0	-10.83	68.00			7 LEVEL		
332	JOINT	703	-18.76	-10.83	68.00			7 LEVEL		
333	JOINT	704	9.38	5.41	68.00			7 LEVEL		
334	JOINT	705	-9.38	5.41	68.00			7 LEVEL		
335	JOINT	706	0.0	21.66	68.00			7 LEVEL		
336	JOINT	707	20.93	-12.08	68.41			7 LEVEL		
337	JOINT	708	-20.93	-12.08	68.41			7 LEVEL		
338	JOINT	709	0.0	24.16	68.41			7 LEVEL		
339	JOINT	710	18.76	-10.83	67.99			7 LEVEL		
340	JOINT	711	-18.76	-10.83	67.99			7 LEVEL		
341	JOINT	712	0.0	21.66	67.99			7 LEVEL		
342	JOINT	801	23.66	-13.66	34.00			8 LEVEL		
343	JOINT	802	0.0	-13.66	34.00			8 LEVEL		

S T R A N I N P U T D A T A

S-PILE ADMN STRUCTURE -- U.S. NAVY (42-IN. DIAMETER PILING) -- J.ATKINSON

```
                                  1    1    2    2    3    3    4    4    5    5    6    6    7    7    8
LINE NO.  1....5....0....5....0....5....0....5....0....5....0....5....0....5....0....5....0....5....0

  344  JOINT  803  -23.65  -13.04  34.00                                        A LEVEL
  345  JOINT  804   11.83    6.03  34.00                                        B LEVEL
  346  JOINT  805  -11.83    6.03  34.00                                        A LEVEL
  347  JOINT  806    0.0    27.53  34.00                                        B LEVEL
  348  JOINT  807   25.83  -14.91  34.41                                        B LEVEL
  349  JOINT  808  -25.83  -14.91  34.41                                        A LEVEL
  350  JOINT  809    0.0    29.83  34.41                                        A LEVEL
  351  JOINT  810   23.66  -13.66  33.99                                        B LEVEL
  352  JOINT  811  -23.66  -13.66  33.99                                        A LEVEL
  353  JOINT  812    0.0    27.33  33.99                                        B LEVEL
  354  JOINT 1001   28.57  -16.49   0.0                                        MUDLINE
  355  JOINT 1002    0.0    16.49   0.0                                        MUDLINE
  356  JOINT 1003  -28.57  -16.49   0.0                                        MUDLINE
  357  JOINT 1004   14.29    8.25   0.0                                        MUDLINE
  358  JOINT 1005  -14.29    8.25   0.0                                        MUDLINE
  359  JOINT 1006    0.0    32.99   0.0                                        MUDLINE
  360  JOINT 1007   30.74  -17.74   0.41                                       MUDLINE
  361  JOINT 1008  -30.74  -17.74   0.41                                       MUDLINE
  362  JOINT 1009    0.0    35.49   0.41                                       MUDLINE
  363  JOINT 1010   28.57  -16.49  -0.01                                       111111 MDLN PIL
  364  JOINT 1010                                                             NONLIN
  365  JOINT 1010                                1010    810 DBLIND
  366  JOINT 1011  -28.57  -16.49  -0.01                                       111111 MDLN PIL
  367  JOINT 1011                                                             NONLIN
  368  JOINT 1011                                1011    811 DBLIND
  369  JOINT 1012    0.0    32.99  -0.01                                       111111 MDLN PIL
  370  JOINT 1012                                                             NONLIN
  371  JOINT 1012                                1012    812 DBLIND
  372  LOAD
  373  LOADCN   1
  374  LOAD Y   401 510     0.00    780                                        GLOB CONC     KN 0 1
  375  LOAD X   401 510                                      0.00=472951 GLOB MOMT     KN 0 1
  376  LOAD Y   403 511     0.00    780                                        GLOB CONC     KN 0 1
  377  LOAD X   403 511                                      0.00=472951 GLOB MOMT     KN 0 1
  378  LOAD Y   406 512     0.00    780                                        GLOB CONC     KN 0 1
  379  LOAD X   406 512                                      0.00=472951 GLOB MOMT     KN 0 1
  380  LOAD X   201 503     9.73     08   4.58     09                         GLOB UNIF     KV 0 1
  381  LOAD Y   201 503     9.73    101   4.58    119                         GLOB UNIF     KV 0 1
  382  LOAD Z   201 503     9.73-    15   4.58-    17                         GLOB UNIF     KV 0 1
  383  LOAD X   201 503    14.51     09   4.58     10                         GLOB UNIF     KV 0 1
  384  LOAD Y   201 503    14.51    119   4.58    130                         GLOB UNIF     KV 0 1
  385  LOAD Z   201 503    14.51-   17    4.58-   19                         GLOB UNIF     KV 0 1
  386  LOAD X   201 503    10.90     10   4.58     11                         GLOB UNIF     KV 0 1
  387  LOAD Y   201 503    10.90    130   4.58    154                         GLOB UNIF     KV 0 1
  388  LOAD Z   201 503    10.90-   19    4.58-   21                         GLOB UNIF     KV 0 1
  389  LOAD X   201 503    23.48     11   4.58     11                         GLOB UNIF     KV 0 1
  390  LOAD Y   201 503    23.48    154   4.58    165                         GLOB UNIF     KV 0 1
  391  LOAD Z   201 503    23.48-   21    4.58-   22                         GLOB UNIF     KV 0 1
  392  LOAD X   201 503    20.08     11   4.58     11                         GLOB UNIF     KV 0 1
```

3-PILE ACOE STRUCTURE -- U.S. NAVY (42-IN. DIAMETER PILING) -- J.ATKINSON

LINE NO.																	
393	LOAD	Y	201	303	20.06	165	4.5M	176			GLOB	UNIF	MV	0	1		
394	LOAD	Z	201	303	20.06-	22	4.5M-	22			GLOB	UNIF	MV	0	1		
395	LOAD	A	206	301	20.50	61	2.45	70			GLOB	UNIF	MV	0	1		
396	LOAD	Y	206	301	20.50	93	2.45	104			GLOB	UNIF	MV	0	1		
397	LOAD	Z	206	301	20.50-	98	2.45-	115			GLOB	UNIF	MV	0	1		
398	LOAD	A	206	301	22.43	70	2.45	75			GLOB	UNIF	MV	0	1		
399	LOAD	Y	206	301	22.43	104	2.45	117			GLOB	UNIF	MV	0	1		
400	LOAD	Z	206	301	22.43-	115	2.45-	125			GLOB	UNIF	MV	0	1		
401	LOAD	A	206	301	25.36	75	2.45	74			GLOB	UNIF	MV	0	1		
402	LOAD	Y	206	301	25.36	117	2.45	122			GLOB	UNIF	MV	0	1		
403	LOAD	Z	206	301	25.36-	125	2.45-	132			GLOB	UNIF	MV	0	1		
404	LOAD	A	206	301	27.79	74	2.45	76			GLOB	UNIF	MV	0	1		
405	LOAD	Y	206	301	27.79	122	2.45	127			GLOB	UNIF	MV	0	1		
406	LOAD	Z	206	301	27.79-	132	2.45-	138			GLOB	UNIF	MV	0	1		
407	LOAD	A	206	301	30.22	76	2.45	76			GLOB	UNIF	MV	0	1		
408	LOAD	Y	206	301	30.22	127	2.45	132			GLOB	UNIF	MV	0	1		
409	LOAD	Z	206	301	30.22-	138	2.45-	145			GLOB	UNIF	MV	0	1		
410	LOAD	A	301	403	0.00	14	0.13	15			GLOB	UNIF	MV	0	1		
411	LOAD	Y	301	403	0.00	176	0.13	206			GLOB	UNIF	MV	0	1		
412	LOAD	Z	301	403	0.00-	14	0.13-	15			GLOB	UNIF	MV	0	1		
413	LOAD	A	301	403	0.13	15	0.13	14			GLOB	UNIF	MV	0	1		
414	LOAD	Y	301	403	0.13	206	0.13	199			GLOB	UNIF	MV	0	1		
415	LOAD	Z	301	403	0.13-	15	0.13-	14			GLOB	UNIF	MV	0	1		
416	LOAD	A	301	403	10.26	14	0.13	14			GLOB	UNIF	MV	0	1		
417	LOAD	Y	301	403	10.26	199	0.13	184			GLOB	UNIF	MV	0	1		
418	LOAD	Z	301	403	10.26-	14	0.13-	14			GLOB	UNIF	MV	0	1		
419	LOAD	A	301	403	24.40	14	0.13	13			GLOB	UNIF	MV	0	1		
420	LOAD	Y	301	403	24.40	184	0.13	144			GLOB	UNIF	MV	0	1		
421	LOAD	Z	301	403	24.40-	14	0.13-	13			GLOB	UNIF	MV	0	1		
422	LOAD	A	301	403	32.53	13	0.13	12			GLOB	UNIF	MV	0	1		
423	LOAD	Y	301	403	32.53	144	0.13	116			GLOB	UNIF	MV	0	1		
424	LOAD	Z	301	403	32.53-	13	0.13-	12			GLOB	UNIF	MV	0	1		
425	LOAD	Y	301	303	0.00	146	5.80	146			GLOB	UNIF	MV	0	1		
426	LOAD	Z	301	303	0.00-	19	5.80-	19			GLOB	UNIF	MV	0	1		
427	LOAD	Y	301	303	5.80	146	5.80	146			GLOB	UNIF	MV	0	1		
428	LOAD	Z	301	303	5.80-	19	5.80-	19			GLOB	UNIF	MV	0	1		
429	LOAD	Y	301	303	11.60	146	5.80	146			GLOB	UNIF	MV	0	1		
430	LOAD	Z	301	303	11.60-	19	5.80-	19			GLOB	UNIF	MV	0	1		
431	LOAD	Y	301	303	17.40	146	5.80	146			GLOB	UNIF	MV	0	1		
432	LOAD	Z	301	303	17.40-	19	5.80-	19			GLOB	UNIF	MV	0	1		
433	LOAD	Y	301	303	23.20	146	5.80	146			GLOB	UNIF	MV	0	1		
434	LOAD	Z	301	303	23.20-	19	5.80-	19			GLOB	UNIF	MV	0	1		
435	LOAD	A	303	306	0.00-	65	3.05-	62			GLOB	UNIF	MV	0	1		
436	LOAD	Y	303	306	0.00	37	3.05	36			GLOB	UNIF	MV	0	1		
437	LOAD	Z	303	306	0.00-	19	3.05-	18			GLOB	UNIF	MV	0	1		
438	LOAD	A	303	306	3.05-	62	3.05-	60			GLOB	UNIF	MV	0	1		
439	LOAD	Y	303	306	3.05	36	3.05	35			GLOB	UNIF	MV	0	1		
440	LOAD	Z	303	306	3.05-	18	3.05-	14			GLOB	UNIF	MV	0	1		
441	LOAD	A	303	305	7.05-	60	3.05-	56			GLOB	UNIF	MV	0	1		

3-PILE ACMR STRUCTURE -- U.S. NAVY (42-IN. DIAMETER PILING) -- J.ATKINSON

LINE NO.	1	2	3	4	5	6	7	8
442	LOAD Y 303 306	7.65	35	3.83	32	GLOB UNIF	WV 0 1	
443	LOAD Z 303 306	7.65-	14	3.83-	09	GLOB UNIF	WV 0 1	
444	LOAD X 303 306	11.48-	50	3.83-	50	GLOB UNIF	WV 0 1	
445	LOAD Y 303 306	11.48	32	3.83	29	GLOB UNIF	WV 0 1	
446	LOAD Z 303 306	11.48-	09	3.83-	02	GLOB UNIF	WV 0 1	
447	LOAD X 303 306	15.30-	50	3.83-	44	GLOB UNIF	WV 0 1	
448	LOAD Y 303 306	15.30	29	3.83	25	GLOB UNIF	WV 0 1	
449	LOAD Z 303 306	15.30-	02	1.39		GLOB UNIF	WV 0 1	
450	LOAD Z 303 306	10.69		2.43	04	GLOB UNIF	WV 0 1	
451	LOAD X 303 306	19.13-	44	3.83-	28	GLOB UNIF	WV 0 1	
452	LOAD Y 303 306	19.13	25	3.83	16	GLOB UNIF	WV 0 1	
453	LOAD Z 303 306	19.13	04	3.83	11	GLOB UNIF	WV 0 1	
454	LOAD X 301 306	0.00	65	3.83	62	GLOB UNIF	WV 0 1	
455	LOAD Y 301 306	0.00	37	3.83	36	GLOB UNIF	WV 0 1	
456	LOAD Z 301 306	0.00-	19	3.83-	16	GLOB UNIF	WV 0 1	
457	LOAD X 301 306	3.83	62	3.83	60	GLOB UNIF	WV 0 1	
458	LOAD Y 301 306	3.83	36	3.83	35	GLOB UNIF	WV 0 1	
459	LOAD Z 301 306	3.83-	16	3.83-	14	GLOB UNIF	WV 0 1	
460	LOAD X 301 306	7.65	60	3.83	58	GLOB UNIF	WV 0 1	
461	LOAD Y 301 306	7.65	35	3.83	32	GLOB UNIF	WV 0 1	
462	LOAD Z 301 306	7.65-	14	3.83-	09	GLOB UNIF	WV 0 1	
463	LOAD X 301 306	11.48	58	3.83	58	GLOB UNIF	WV 0 1	
464	LOAD Y 301 306	11.48	32	3.83	29	GLOB UNIF	WV 0 1	
465	LOAD Z 301 306	11.48-	09	3.83-	02	GLOB UNIF	WV 0 1	
466	LOAD X 301 306	15.30	58	3.83	44	GLOB UNIF	WV 0 1	
467	LOAD Y 301 306	15.30	29	3.83	25	GLOB UNIF	WV 0 1	
468	LOAD Z 301 306	15.30-	02	1.39		GLOB UNIF	WV 0 1	
469	LOAD Z 301 306	10.69		2.43	04	GLOB UNIF	WV 0 1	
470	LOAD X 301 306	19.13	44	3.83	28	GLOB UNIF	WV 0 1	
471	LOAD Y 301 306	19.13	25	3.83	16	GLOB UNIF	WV 0 1	
472	LOAD Z 301 306	19.13	04	3.83	11	GLOB UNIF	WV 0 1	
473	LOAD Y 301 302	0.00	69	3.03	69	GLOB UNIF	WV 0 1	
474	LOAD Z 301 302	0.00-	10	3.03-	10	GLOB UNIF	WV 0 1	
475	LOAD Y 301 302	3.03	69	3.03	69	GLOB UNIF	WV 0 1	
476	LOAD Z 301 302	3.03-	10	3.03-	10	GLOB UNIF	WV 0 1	
477	LOAD Y 301 302	6.06	69	3.03	69	GLOB UNIF	WV 0 1	
478	LOAD Z 301 302	6.06-	10	3.03-	10	GLOB UNIF	WV 0 1	
479	LOAD Y 301 302	9.09	69	3.03	69	GLOB UNIF	WV 0 1	
480	LOAD Z 301 302	9.09-	10	3.03-	10	GLOB UNIF	WV 0 1	
481	LOAD Y 301 302	12.12	69	3.03	69	GLOB UNIF	WV 0 1	
482	LOAD Z 301 302	12.12-	10	3.03-	10	GLOB UNIF	WV 0 1	
483	LOAD Y 302 303	0.00	69	3.03	69	GLOB UNIF	WV 0 1	
484	LOAD Z 302 303	0.00-	10	3.03-	10	GLOB UNIF	WV 0 1	
485	LOAD Y 302 303	3.03	69	3.03	69	GLOB UNIF	WV 0 1	
486	LOAD Z 302 303	3.03-	10	3.03-	10	GLOB UNIF	WV 0 1	
487	LOAD Y 302 303	6.06	69	3.03	69	GLOB UNIF	WV 0 1	
488	LOAD Z 302 303	6.06-	10	3.03-	10	GLOB UNIF	WV 0 1	
489	LOAD Y 302 303	9.09	69	3.03	69	GLOB UNIF	WV 0 1	
490	LOAD Z 302 303	9.09-	10	3.03-	10	GLOB UNIF	WV 0 1	

3-PILE ACTION STRUCTURE -- U.S. NAVY (42-IN. DIAMETER PILING) -- J.ATKINSON

LINE NO.	1...5....0	1 1	2 2	3 3	4 4	5 5	6 6	7 7	8 0
491	LOAD Y	502 503	12.12	69	5.03	69	GLOB UNIF	WV 0 1	
492	LOAD Z	502 503	12.12-	10	5.03-	10	GLOB UNIF	WV 0 1	
493	LOAD A	503 505	0.00-	30	5.03-	30	GLOB UNIF	WV 0 1	
494	LOAD Y	503 505	0.00	17	5.03	17	GLOB UNIF	WV 0 1	
495	LOAD Z	503 505	0.00-	10	5.03-	10	GLOB UNIF	WV 0 1	
496	LOAD A	503 505	5.03-	30	5.03-	30	GLOB UNIF	WV 0 1	
497	LOAD Y	503 505	5.03	17	5.03	17	GLOB UNIF	WV 0 1	
498	LOAD Z	503 505	5.03-	10	5.03-	09	GLOB UNIF	WV 0 1	
499	LOAD A	503 505	6.06-	30	5.03-	30	GLOB UNIF	WV 0 1	
500	LOAD Y	503 505	6.06	17	5.03	16	GLOB UNIF	WV 0 1	
501	LOAD Z	503 505	6.06-	09	5.03-	09	GLOB UNIF	WV 0 1	
502	LOAD A	503 505	9.09-	30	5.03-	30	GLOB UNIF	WV 0 1	
503	LOAD Y	503 505	9.09	16	5.03	17	GLOB UNIF	WV 0 1	
504	LOAD Z	503 505	9.09-	09	5.03-	08	GLOB UNIF	WV 0 1	
505	LOAD A	503 505	12.12-	30	5.03-	30	GLOB UNIF	WV 0 1	
506	LOAD Y	503 505	12.12	17	5.03	17	GLOB UNIF	WV 0 1	
507	LOAD Z	503 505	12.12-	08	5.03-	07	GLOB UNIF	WV 0 1	
508	LOAD A	505 506	0.00-	30	5.03-	30	GLOB UNIF	WV 0 1	
509	LOAD Y	505 506	0.00	17	5.03	17	GLOB UNIF	WV 0 1	
510	LOAD Z	505 506	0.00-	07	5.03-	07	GLOB UNIF	WV 0 1	
511	LOAD A	505 506	3.03-	30	5.03-	30	GLOB UNIF	WV 0 1	
512	LOAD Y	505 506	3.03	17	5.03	17	GLOB UNIF	WV 0 1	
513	LOAD Z	505 506	3.03-	07	5.03-	06	GLOB UNIF	WV 0 1	
514	LOAD A	505 506	6.06-	30	5.03-	29	GLOB UNIF	WV 0 1	
515	LOAD Y	505 506	6.06	17	5.03	17	GLOB UNIF	WV 0 1	
516	LOAD Z	505 506	6.06-	06	5.03-	04	GLOB UNIF	WV 0 1	
517	LOAD A	505 506	9.09-	29	5.03-	29	GLOB UNIF	WV 0 1	
518	LOAD Y	505 506	9.09	17	5.03	17	GLOB UNIF	WV 0 1	
519	LOAD Z	505 506	9.09-	04	5.03-	03	GLOB UNIF	WV 0 1	
520	LOAD A	505 506	12.12-	29	5.03-	28	GLOB UNIF	WV 0 1	
521	LOAD Y	505 506	12.12	17	5.03	16	GLOB UNIF	WV 0 1	
522	LOAD Z	505 506	12.12-	03	5.03-	02	GLOB UNIF	WV 0 1	
523	LOAD A	501 504	0.00	30	5.03	30	GLOB UNIF	WV 0 1	
524	LOAD Y	501 504	0.00	17	5.03	17	GLOB UNIF	WV 0 1	
525	LOAD Z	501 504	0.00-	10	5.03-	10	GLOB UNIF	WV 0 1	
526	LOAD A	501 504	3.03	30	5.03	30	GLOB UNIF	WV 0 1	
527	LOAD Y	501 504	3.03	17	5.03	17	GLOB UNIF	WV 0 1	
528	LOAD Z	501 504	3.03-	10	5.03-	09	GLOB UNIF	WV 0 1	
529	LOAD A	501 504	6.06	30	5.03	30	GLOB UNIF	WV 0 1	
530	LOAD Y	501 504	6.06	17	5.03	16	GLOB UNIF	WV 0 1	
531	LOAD Z	501 504	6.06-	09	5.03-	09	GLOB UNIF	WV 0 1	
532	LOAD A	501 504	9.09	30	5.03	30	GLOB UNIF	WV 0 1	
533	LOAD Y	501 504	9.09	16	5.03	17	GLOB UNIF	WV 0 1	
534	LOAD Z	501 504	9.09-	09	5.03-	08	GLOB UNIF	WV 0 1	
535	LOAD A	501 504	12.12	30	5.03	30	GLOB UNIF	WV 0 1	
536	LOAD Y	501 504	12.12	17	5.03	17	GLOB UNIF	WV 0 1	
537	LOAD Z	501 504	12.12-	08	5.03-	07	GLOB UNIF	WV 0 1	
538	LOAD A	504 506	0.00	30	5.03	30	GLOB UNIF	WV 0 1	
539	LOAD Y	504 506	0.00	17	5.03	17	GLOB UNIF	WV 0 1	

3-PILE ACMR STRUCTURE -- U.S. NAVY (42-IN. DIAMETER PILING) -- J.ATKINSON

LINE NO.																		
540	LOAD	Z	504	506	0.00-	07	5.03-	07					GLOB	UNIF		WV	0	1
541	LOAD	X	504	506	3.03	30	5.03	30					GLOB	UNIF		WV	0	1
542	LOAD	Y	504	506	3.03	17	5.03	17					GLOB	UNIF		WV	0	1
543	LOAD	Z	504	506	3.03-	07	5.03-	06					GLOB	UNIF		WV	0	1
544	LOAD	X	504	506	6.06	30	5.03	29					GLOB	UNIF		WV	0	1
545	LOAD	Y	504	506	6.06	17	5.03	17					GLOB	UNIF		WV	0	1
546	LOAD	Z	504	506	6.06-	06	5.03-	04					GLOB	UNIF		WV	0	1
547	LOAD	X	504	506	9.09	29	5.03	29					GLOB	UNIF		WV	0	1
548	LOAD	Y	504	506	9.09	17	5.03	17					GLOB	UNIF		WV	0	1
549	LOAD	Z	504	506	9.09-	04	5.03-	03					GLOB	UNIF		WV	0	1
550	LOAD	X	504	506	12.12	29	5.03	26					GLOB	UNIF		WV	0	1
551	LOAD	Y	504	506	12.12	17	5.03	16					GLOB	UNIF		WV	0	1
552	LOAD	Z	504	506	12.12-	03	5.03-	02					GLOB	UNIF		WV	0	1
553	LOAD	X	502	504	0.00-	20	5.03-	20					GLOB	UNIF		WV	0	1
554	LOAD	Y	502	504	0.00	12	5.03	12					GLOB	UNIF		WV	0	1
555	LOAD	Z	502	504	0.00-	04	5.03-	04					GLOB	UNIF		WV	0	1
556	LOAD	X	502	504	3.03-	20	5.03-	20					GLOB	UNIF		WV	0	1
557	LOAD	Y	502	504	3.03	12	5.03	12					GLOB	UNIF		WV	0	1
558	LOAD	Z	502	504	3.03-	04	5.03-	04					GLOB	UNIF		WV	0	1
559	LOAD	X	502	504	6.06-	20	5.03-	20					GLOB	UNIF		WV	0	1
560	LOAD	Y	502	504	6.06	12	5.03	12					GLOB	UNIF		WV	0	1
561	LOAD	Z	502	504	6.06-	04	5.03-	04					GLOB	UNIF		WV	0	1
562	LOAD	X	502	504	9.09-	20	5.03-	20					GLOB	UNIF		WV	0	1
563	LOAD	Y	502	504	9.09	12	5.03	12					GLOB	UNIF		WV	0	1
564	LOAD	Z	502	504	9.09-	04	5.03-	03					GLOB	UNIF		WV	0	1
565	LOAD	X	502	504	12.12-	20	5.03-	20					GLOB	UNIF		WV	0	1
566	LOAD	Y	502	504	12.12	12	5.03	11					GLOB	UNIF		WV	0	1
567	LOAD	Z	502	504	12.12-	03	5.03-	03					GLOB	UNIF		WV	0	1
568	LOAD	X	502	505	0.00	20	5.03	20					GLOB	UNIF		WV	0	1
569	LOAD	Y	502	505	0.00	12	5.03	12					GLOB	UNIF		WV	0	1
570	LOAD	Z	502	505	0.00-	04	5.03-	04					GLOB	UNIF		WV	0	1
571	LOAD	X	502	505	3.03	20	5.03	20					GLOB	UNIF		WV	0	1
572	LOAD	Y	502	505	3.03	12	5.03	12					GLOB	UNIF		WV	0	1
573	LOAD	Z	502	505	3.03-	04	5.03-	04					GLOB	UNIF		WV	0	1
574	LOAD	X	502	505	6.06	20	5.03	20					GLOB	UNIF		WV	0	1
575	LOAD	Y	502	505	6.06	12	5.03	12					GLOB	UNIF		WV	0	1
576	LOAD	Z	502	505	6.06-	04	5.03-	04					GLOB	UNIF		WV	0	1
577	LOAD	X	502	505	9.09	20	5.03	20					GLOB	UNIF		WV	0	1
578	LOAD	Y	502	505	9.09	12	5.03	12					GLOB	UNIF		WV	0	1
579	LOAD	Z	502	505	9.09-	04	5.03-	03					GLOB	UNIF		WV	0	1
580	LOAD	X	502	505	12.12	20	5.03	20					GLOB	UNIF		WV	0	1
581	LOAD	Y	502	505	12.12	12	5.03	11					GLOB	UNIF		WV	0	1
582	LOAD	Z	502	505	12.12-	03	5.03-	03					GLOB	UNIF		WV	0	1
583	LOAD	Y	504	505	0.00	46	5.03	46					GLOB	UNIF		WV	0	1
584	LOAD	Z	504	505	0.00-	03	5.03-	03					GLOB	UNIF		WV	0	1
585	LOAD	Y	504	505	3.03	46	5.03	46					GLOB	UNIF		WV	0	1
586	LOAD	Z	504	505	3.03-	03	5.03-	03					GLOB	UNIF		WV	0	1
587	LOAD	Y	504	505	6.06	46	5.03	46					GLOB	UNIF		WV	0	1
588	LOAD	Z	504	505	6.06-	03	5.03-	03					GLOB	UNIF		WV	0	1

S-PILE ACPR SIMULTONE -- U.S. NAVY (42-IN. DIAMETER PILING) -- J.ATKINSON

LINE NO.	1	2	3	4	5	6	7	8
589	LOAD Y 504 505	9.10	46	3.05	46	GLOB UNIF	WV 0 1	
590	LOAD Z 504 505	9.10-	03	3.05-	03	GLOB UNIF	WV 0 1	
591	LOAD Y 504 505	12.13	46	3.05	46	GLOB UNIF	WV 0 1	
592	LOAD Z 504 505	12.13-	03	3.05-	03	GLOB UNIF	WV 0 1	
593	LOAD A 501 513	0.00	22	.00	22	GLOB UNIF	WV 0 1	
594	LOAD Y 501 513	0.00	39	.60	39	GLOB UNIF	WV 0 1	
595	LOAD Z 501 513	0.00-	06	.60-	06	GLOB UNIF	WV 0 1	
596	LOAD A 501 513	.60	22	.60	22	GLOB UNIF	WV 0 1	
597	LOAD Y 501 513	.60	39	.60	39	GLOB UNIF	WV 0 1	
598	LOAD Z 501 513	.60-	06	.60-	06	GLOB UNIF	WV 0 1	
599	LOAD A 501 513	1.20	22	.60	22	GLOB UNIF	WV 0 1	
600	LOAD Y 501 513	1.20	39	.60	39	GLOB UNIF	WV 0 1	
601	LOAD Z 501 513	1.20-	06	.60-	06	GLOB UNIF	WV 0 1	
602	LOAD A 501 513	1.80	22	.60	22	GLOB UNIF	WV 0 1	
603	LOAD Y 501 513	1.80	39	.60	39	GLOB UNIF	WV 0 1	
604	LOAD Z 501 513	1.80-	06	.60-	06	GLOB UNIF	WV 0 1	
605	LOAD A 501 513	2.39	22	.60	22	GLOB UNIF	WV 0 1	
606	LOAD Y 501 513	2.39	39	.60	39	GLOB UNIF	WV 0 1	
607	LOAD Z 501 513	2.39-	06	.60-	06	GLOB UNIF	WV 0 1	
608	LOAD A 503 514	0.00	22	.00	22	GLOB UNIF	WV 0 1	
609	LOAD Y 503 514	0.00	39	.60	39	GLOB UNIF	WV 0 1	
610	LOAD Z 503 514	0.00-	06	.60-	06	GLOB UNIF	WV 0 1	
611	LOAD A 503 514	.60-	22	.60-	22	GLOB UNIF	WV 0 1	
612	LOAD Y 503 514	.60	39	.60	39	GLOB UNIF	WV 0 1	
613	LOAD Z 503 514	.60-	06	.60-	06	GLOB UNIF	WV 0 1	
614	LOAD A 503 514	1.20-	22	.60-	22	GLOB UNIF	WV 0 1	
615	LOAD Y 503 514	1.20	39	.60	39	GLOB UNIF	WV 0 1	
616	LOAD Z 503 514	1.20-	06	.60-	06	GLOB UNIF	WV 0 1	
617	LOAD A 503 514	1.80-	22	.60-	22	GLOB UNIF	WV 0 1	
618	LOAD Y 503 514	1.80	39	.60	39	GLOB UNIF	WV 0 1	
619	LOAD Z 503 514	1.80-	06	.60-	06	GLOB UNIF	WV 0 1	
620	LOAD A 503 514	2.39-	22	.60-	22	GLOB UNIF	WV 0 1	
621	LOAD Y 503 514	2.39	39	.60	39	GLOB UNIF	WV 0 1	
622	LOAD Z 503 514	2.39-	06	.60-	06	GLOB UNIF	WV 0 1	
623	LOAD Y 513 651	0.00	171	3.00	156	GLOB UNIF	WV 0 1	
624	LOAD Y 513 651	3.00	156	3.00	145	GLOB UNIF	WV 0 1	
625	LOAD Y 513 651	7.20	145	3.00	134	GLOB UNIF	WV 0 1	
626	LOAD Y 513 651	10.80	134	3.00	124	GLOB UNIF	WV 0 1	
627	LOAD Y 513 651	14.40	124	3.00	116	GLOB UNIF	WV 0 1	
628	LOAD Y 514 653	0.00	171	3.00	156	GLOB UNIF	WV 0 1	
629	LOAD Y 514 653	3.00	156	3.00	145	GLOB UNIF	WV 0 1	
630	LOAD Y 514 653	7.20	145	3.00	134	GLOB UNIF	WV 0 1	
631	LOAD Y 514 653	10.80	134	3.00	124	GLOB UNIF	WV 0 1	
632	LOAD Y 514 653	14.40	124	3.00	116	GLOB UNIF	WV 0 1	
633	LOAD Z 601 611	0.00-	07	1.20-	07	GLOB UNIF	WV 0 1	
634	LOAD Z 601 611	1.20-	07	1.20-	07	GLOB UNIF	WV 0 1	
635	LOAD Z 601 611	2.40-	07	1.20-	07	GLOB UNIF	WV 0 1	
636	LOAD Z 601 611	3.60-	07	1.20-	07	GLOB UNIF	WV 0 1	
637	LOAD Z 601 611	4.80-	07	1.20-	07	GLOB UNIF	WV 0 1	

3-PILE ALMR STRUCTURE -- U.S. NAVY (42-IN. DIAMETER PILING) -- J.ATKINSON

LINE NO.																		
1...5....0....5....0....5....0....5....0....5....0....5....0....5....0....5....0																		
638	LOAD	Z	003	013	0.00-	07	1.20-	07				GLOB	UNIF		WV	0	1	
639	LOAD	Z	003	013	1.20-	07	1.20-	07				GLOB	UNIF		WV	0	1	
640	LOAD	Z	003	013	2.40-	07	1.20-	07				GLOB	UNIF		WV	0	1	
641	LOAD	Z	003	013	3.60-	07	1.20-	07				GLOB	UNIF		WV	0	1	
642	LOAD	Z	003	013	4.80-	07	1.20-	07				GLOB	UNIF		WV	0	1	
643	LOAD	Z	001	001	0.00-	02	1.00-	02				GLOB	UNIF		WV	0	1	
644	LOAD	Z	001	001	1.00-	02	1.00-	02				GLOB	UNIF		WV	0	1	
645	LOAD	Z	001	001	2.00-	02	1.00-	02				GLOB	UNIF		WV	0	1	
646	LOAD	Z	001	001	3.00-	02	1.00-	02				GLOB	UNIF		WV	0	1	
647	LOAD	Z	001	001	4.00-	02	1.00-	02				GLOB	UNIF		WV	0	1	
648	LOAD	Z	003	003	0.00-	02	1.00-	02				GLOB	UNIF		WV	0	1	
649	LOAD	Z	003	003	1.00-	02	1.00-	02				GLOB	UNIF		WV	0	1	
650	LOAD	Z	003	003	2.00-	02	1.00-	02				GLOB	UNIF		WV	0	1	
651	LOAD	Z	003	003	3.00-	02	1.00-	02				GLOB	UNIF		WV	0	1	
652	LOAD	Z	003	003	4.00-	02	1.00-	02				GLOB	UNIF		WV	0	1	
653	LOAD	Y	011	012	0.00	43	3.20	43				GLOB	UNIF		WV	0	1	
654	LOAD	Z	011	012	0.00-	05	3.20-	05				GLOB	UNIF		WV	0	1	
655	LOAD	Y	011	012	3.20	43	3.20	43				GLOB	UNIF		WV	0	1	
656	LOAD	Z	011	012	3.20-	05	3.20-	05				GLOB	UNIF		WV	0	1	
657	LOAD	Y	011	012	6.40	43	3.20	43				GLOB	UNIF		WV	0	1	
658	LOAD	Z	011	012	6.40-	05	3.20-	05				GLOB	UNIF		WV	0	1	
659	LOAD	Y	011	012	9.61	43	3.20	43				GLOB	UNIF		WV	0	1	
660	LOAD	Z	011	012	9.61-	05	3.20-	05				GLOB	UNIF		WV	0	1	
661	LOAD	Y	011	012	12.81	43	3.20	43				GLOB	UNIF		WV	0	1	
662	LOAD	Z	011	012	12.81-	05	3.20-	05				GLOB	UNIF		WV	0	1	
663	LOAD	Y	012	013	0.00	43	3.20	43				GLOB	UNIF		WV	0	1	
664	LOAD	Z	012	013	0.00-	05	3.20-	05				GLOB	UNIF		WV	0	1	
665	LOAD	Y	012	013	3.20	43	3.20	43				GLOB	UNIF		WV	0	1	
666	LOAD	Z	012	013	3.20-	05	3.20-	05				GLOB	UNIF		WV	0	1	
667	LOAD	Y	012	013	6.40	43	3.20	43				GLOB	UNIF		WV	0	1	
668	LOAD	Z	012	013	6.40-	05	3.20-	05				GLOB	UNIF		WV	0	1	
669	LOAD	Y	012	013	9.61	43	3.20	43				GLOB	UNIF		WV	0	1	
670	LOAD	Z	012	013	9.61-	05	3.20-	05				GLOB	UNIF		WV	0	1	
671	LOAD	Y	012	013	12.81	43	3.20	43				GLOB	UNIF		WV	0	1	
672	LOAD	Z	012	013	12.81-	05	3.20-	05				GLOB	UNIF		WV	0	1	
673	LOAD	Y	001	002	0.00	77	3.55	77				GLOB	UNIF		WV	0	1	
674	LOAD	Z	001	002	0.00-	05	3.55-	05				GLOB	UNIF		WV	0	1	
675	LOAD	Y	001	002	3.55	77	3.55	77				GLOB	UNIF		WV	0	1	
676	LOAD	Z	001	002	3.55-	05	3.55-	05				GLOB	UNIF		WV	0	1	
677	LOAD	Y	001	002	7.10	77	3.55	77				GLOB	UNIF		WV	0	1	
678	LOAD	Z	001	002	7.10-	05	3.55-	05				GLOB	UNIF		WV	0	1	
679	LOAD	Y	001	002	10.64	77	3.55	77				GLOB	UNIF		WV	0	1	
680	LOAD	Z	001	002	10.64-	05	3.55-	05				GLOB	UNIF		WV	0	1	
681	LOAD	Y	001	002	14.19	77	3.55	77				GLOB	UNIF		WV	0	1	
682	LOAD	Z	001	002	14.19-	05	3.55-	05				GLOB	UNIF		WV	0	1	
683	LOAD	Y	002	003	0.00	77	3.55	77				GLOB	UNIF		WV	0	1	
684	LOAD	Z	002	003	0.00-	05	3.55-	05				GLOB	UNIF		WV	0	1	
685	LOAD	Y	002	003	3.55	77	3.55	77				GLOB	UNIF		WV	0	1	
686	LOAD	Z	002	003	3.55-	05	3.55-	05				GLOB	UNIF		WV	0	1	

3-PILE ACAN STRUCTURE == U.S. NAVY (42-IN. DIAMETER PILING) == J.ATKINSON

LINE NO.	1	1	2	2	3	3	4	4	5	5	6	6	7	7	8
697	LOAD Y	002	003	7.10	77	3.55	77				GLOB UNIF		WV 0 1		
698	LOAD Z	002	003	7.10-	05	3.55-	05				GLOB UNIF		WV 0 1		
699	LOAD Y	002	003	10.64	77	3.55	77				GLOB UNIF		WV 0 1		
700	LOAD Z	002	003	10.64-	05	3.55-	05				GLOB UNIF		WV 0 1		
701	LOAD Y	002	003	14.19	77	3.55	77				GLOB UNIF		WV 0 1		
702	LOAD Z	002	003	14.19-	05	3.55-	05				GLOB UNIF		WV 0 1		
703	LOAD A	011	001	0.00-	04	2.42-	04				GLOB UNIF		WV 0 1		
704	LOAD Y	011	001	0.00	100	2.42	100				GLOB UNIF		WV 0 1		
705	LOAD Z	011	001	0.00-	1	2.42-	1				GLOB UNIF		WV 0 1		
706	LOAD A	011	001	2.42-	04	2.42-	04				GLOB UNIF		WV 0 1		
707	LOAD Y	011	001	2.42	100	2.42	95				GLOB UNIF		WV 0 1		
708	LOAD Z	011	001	2.42-	1	2.42-	1				GLOB UNIF		WV 0 1		
709	LOAD A	011	001	4.85-	04	2.42-	04				GLOB UNIF		WV 0 1		
710	LOAD Y	011	001	4.85	95	2.42	90				GLOB UNIF		WV 0 1		
711	LOAD Z	011	001	4.85-	1	2.42-	1				GLOB UNIF		WV 0 1		
712	LOAD A	011	001	7.27-	04	2.42-	04				GLOB UNIF		WV 0 1		
713	LOAD Y	011	001	7.27	90	2.42	86				GLOB UNIF		WV 0 1		
714	LOAD Z	011	001	7.27-	1	2.42-	1				GLOB UNIF		WV 0 1		
715	LOAD A	011	001	9.70-	04	2.42-	04				GLOB UNIF		WV 0 1		
716	LOAD Y	011	001	9.70	86	2.42	83				GLOB UNIF		WV 0 1		
717	LOAD Z	011	001	9.70-	1	2.42					GLOB UNIF		WV 0 1		
718	LOAD Y	012	002	0.00	71	2.40	68				GLOB UNIF		WV 0 1		
719	LOAD Y	012	002	2.40	68	2.40	65				GLOB UNIF		WV 0 1		
720	LOAD Y	012	002	4.80	65	2.40	61				GLOB UNIF		WV 0 1		
721	LOAD Y	012	002	7.20	61	2.40	59				GLOB UNIF		WV 0 1		
722	LOAD Y	012	002	9.60	59	2.40	56				GLOB UNIF		WV 0 1		
723	LOAD A	013	003	0.00	04	2.42	04				GLOB UNIF		WV 0 1		
724	LOAD Y	013	003	0.00	100	2.42	100				GLOB UNIF		WV 0 1		
725	LOAD Z	013	003	0.00-	1	2.42-	1				GLOB UNIF		WV 0 1		
726	LOAD A	013	003	2.42	04	2.42	04				GLOB UNIF		WV 0 1		
727	LOAD Y	013	003	2.42	100	2.42	95				GLOB UNIF		WV 0 1		
728	LOAD Z	013	003	2.42-	1	2.42-	1				GLOB UNIF		WV 0 1		
729	LOAD A	013	003	4.85	04	2.42	04				GLOB UNIF		WV 0 1		
730	LOAD Y	013	003	4.85	95	2.42	90				GLOB UNIF		WV 0 1		
731	LOAD Z	013	003	4.85-	1	2.42-	1				GLOB UNIF		WV 0 1		
732	LOAD A	013	003	7.27	04	2.42	04				GLOB UNIF		WV 0 1		
733	LOAD Y	013	003	7.27	90	2.42	86				GLOB UNIF		WV 0 1		
734	LOAD Z	013	003	7.27-	1	2.42-	1				GLOB UNIF		WV 0 1		
735	LOAD A	013	003	9.70	04	2.42	04				GLOB UNIF		WV 0 1		
736	LOAD Y	013	003	9.70	86	2.42	83				GLOB UNIF		WV 0 1		
737	LOAD Z	013	003	9.70-	1	2.42					GLOB UNIF		WV 0 1		
738	LOAD A	501	052	0.00	04	4.05	04				GLOB UNIF		WV 0 1		
739	LOAD Y	501	052	0.00	86	4.05	81				GLOB UNIF		WV 0 1		
740	LOAD Z	501	052	0.00-	13	4.05-	12				GLOB UNIF		WV 0 1		
741	LOAD A	501	052	4.05	04	4.05	04				GLOB UNIF		WV 0 1		
742	LOAD Y	501	052	4.05	81	4.05	77				GLOB UNIF		WV 0 1		
743	LOAD Z	501	052	4.05-	12	4.05-	12				GLOB UNIF		WV 0 1		
744	LOAD A	501	052	8.10	04	4.05	04				GLOB UNIF		WV 0 1		
745	LOAD Y	501	052	8.10	77	4.05	73				GLOB UNIF		WV 0 1		

S-PILE ACPR STRUCTURE -- U.S. NAVY (42-IN. DIAMETER PILING) -- J.ATKINSON

LINE NO.																			
1...5		1	1	2	2	3	3	4	4	5	5	6	6	7	7	8			
		0...5		0...5		0...5		0...5		0...5		0...5		0...5		0			
750	LOAD	Z	501	652	8.10-	12	4.05-	11				GLOB	UNIF		WV	0	1		
751	LOAD	X	501	652	12.15	04	4.05	04				GLOB	UNIF		WV	0	1		
752	LOAD	Y	501	652	12.15	73	4.05	70				GLOB	UNIF		WV	0	1		
753	LOAD	Z	501	652	12.15-	11	4.05-	11				GLOB	UNIF		WV	0	1		
754	LOAD	X	501	652	16.20	04	4.05	04				GLOB	UNIF		WV	0	1		
755	LOAD	Y	501	652	16.20	70	4.05	68				GLOB	UNIF		WV	0	1		
756	LOAD	Z	501	652	16.20-	11	4.05-	10				GLOB	UNIF		WV	0	1		
757	LOAD	X	503	655	0.00-	26	4.05-	24				GLOB	UNIF		WV	0	1		
758	LOAD	Y	503	655	0.00	35	4.05	33				GLOB	UNIF		WV	0	1		
759	LOAD	Z	503	655	0.00	27	4.05	25				GLOB	UNIF		WV	0	1		
760	LOAD	X	503	655	4.05-	24	4.05-	23				GLOB	UNIF		WV	0	1		
761	LOAD	Y	503	655	4.05	33	4.05	32				GLOB	UNIF		WV	0	1		
762	LOAD	Z	503	655	4.05	25	4.05	25				GLOB	UNIF		WV	0	1		
763	LOAD	X	503	655	8.10-	23	4.05-	22				GLOB	UNIF		WV	0	1		
764	LOAD	Y	503	655	8.10	32	4.05	31				GLOB	UNIF		WV	0	1		
765	LOAD	Z	503	655	8.10	25	4.05	24				GLOB	UNIF		WV	0	1		
766	LOAD	X	503	655	12.15-	22	4.05-	21				GLOB	UNIF		WV	0	1		
767	LOAD	Y	503	655	12.15	31	4.05	29				GLOB	UNIF		WV	0	1		
768	LOAD	Z	503	655	12.15	24	4.05	23				GLOB	UNIF		WV	0	1		
769	LOAD	X	503	655	16.20-	21	4.05-	20				GLOB	UNIF		WV	0	1		
770	LOAD	Y	503	655	16.20	29	4.05	28				GLOB	UNIF		WV	0	1		
771	LOAD	Z	503	655	16.20	23	4.05	22				GLOB	UNIF		WV	0	1		
772	LOAD	X	505	654	0.00	24	4.05	22				GLOB	UNIF		WV	0	1		
773	LOAD	Y	505	654	0.00	48	4.05	47				GLOB	UNIF		WV	0	1		
774	LOAD	Z	505	654	0.00-	37	4.05-	36				GLOB	UNIF		WV	0	1		
775	LOAD	X	505	654	4.05	22	4.05	21				GLOB	UNIF		WV	0	1		
776	LOAD	Y	505	654	4.05	47	4.05	46				GLOB	UNIF		WV	0	1		
777	LOAD	Z	505	654	4.05-	36	4.05-	36				GLOB	UNIF		WV	0	1		
778	LOAD	X	505	654	8.10	21	4.05	20				GLOB	UNIF		WV	0	1		
779	LOAD	Y	505	654	8.10	46	4.05	45				GLOB	UNIF		WV	0	1		
780	LOAD	Z	505	654	8.10-	36	4.05-	36				GLOB	UNIF		WV	0	1		
781	LOAD	X	506	654	12.14	20	4.05	19				GLOB	UNIF		WV	0	1		
782	LOAD	Y	506	654	12.14	45	4.05	43				GLOB	UNIF		WV	0	1		
783	LOAD	Z	505	654	12.14-	36	4.05-	35				GLOB	UNIF		WV	0	1		
784	LOAD	X	505	654	16.19	19	4.05	17				GLOB	UNIF		WV	0	1		
785	LOAD	Y	506	654	16.19	43	4.05	42				GLOB	UNIF		WV	0	1		
786	LOAD	Z	505	654	16.19-	35	4.05-	34				GLOB	UNIF		WV	0	1		
787	LOAD	X	652	703	0.00	02	4.39	02				GLOB	UNIF		WV	0	1		
788	LOAD	Y	652	703	0.00	94	4.39	90				GLOB	UNIF		WV	0	1		
789	LOAD	Z	652	703	0.00-	11	4.39-	11				GLOB	UNIF		WV	0	1		
790	LOAD	X	652	703	4.39	02	4.39	02				GLOB	UNIF		WV	0	1		
791	LOAD	Y	652	703	4.39	94	4.39	90				GLOB	UNIF		WV	0	1		
792	LOAD	Z	652	703	4.39-	11	4.39-	10				GLOB	UNIF		WV	0	1		
793	LOAD	X	652	703	8.77	02	4.39	02				GLOB	UNIF		WV	0	1		
794	LOAD	Y	652	703	8.77	90	4.39	85				GLOB	UNIF		WV	0	1		
795	LOAD	Z	652	703	8.77-	10	4.39-	10				GLOB	UNIF		WV	0	1		
796	LOAD	X	652	703	13.16	02	4.39	02				GLOB	UNIF		WV	0	1		
797	LOAD	Y	652	703	13.16	85	4.39	81				GLOB	UNIF		WV	0	1		
798	LOAD	Z	652	703	13.16-	10	4.39-	09				GLOB	UNIF		WV	0	1		

S T R A N I N P U T D A T A

5-PILE ALMR STRUCTURE -- U.S. NAVY (42-IN. DIAMETER PILING) -- J.ATKINSON

LINE NO.	1	1	2	2	3	3	4	4	5	5	6	6	7	7	8
	1...5....0....5....0....5....0....5....0....5....0....5....0....5....0....5....0														
795	LOAD A	652	703	17.55	02	-4.39	02				GLOB UNIF		WV	0	1
796	LOAD T	652	703	17.55	41	4.39	77				GLOB UNIF		WV	0	1
797	LOAD Z	652	703	17.55-	09	4.39-	09				GLOB UNIF		WV	0	1
798	LOAD A	653	705	0.00-	26	4.39-	26				GLOB UNIF		WV	0	1
799	LOAD T	653	705	0.00	44	4.39	42				GLOB UNIF		WV	0	1
790	LOAD Z	653	705	0.00	36	4.39	35				GLOB UNIF		WV	0	1
791	LOAD A	653	705	4.39-	26	4.39-	25				GLOB UNIF		WV	0	1
792	LOAD T	653	705	4.39	42	4.39	40				GLOB UNIF		WV	0	1
793	LOAD Z	653	705	4.39	35	4.39	33				GLOB UNIF		WV	0	1
794	LOAD A	653	705	8.77-	25	4.39-	23				GLOB UNIF		WV	0	1
795	LOAD T	653	705	8.77	40	4.39	37				GLOB UNIF		WV	0	1
796	LOAD Z	653	705	8.77	33	4.39	32				GLOB UNIF		WV	0	1
797	LOAD A	653	705	13.16-	23	4.39-	21				GLOB UNIF		WV	0	1
798	LOAD T	653	705	13.16	37	4.39	35				GLOB UNIF		WV	0	1
799	LOAD Z	653	705	13.16	32	4.39	30				GLOB UNIF		WV	0	1
800	LOAD A	653	705	17.55-	21	4.39-	20				GLOB UNIF		WV	0	1
801	LOAD T	653	705	17.55	35	4.39	34				GLOB UNIF		WV	0	1
802	LOAD Z	653	705	17.55	30	4.39	29				GLOB UNIF		WV	0	1
803	LOAD A	654	701	0.00	27	4.39	26				GLOB UNIF		WV	0	1
804	LOAD T	654	701	0.00	59	4.39	57				GLOB UNIF		WV	0	1
805	LOAD Z	654	701	0.00-	47	4.39-	45				GLOB UNIF		WV	0	1
806	LOAD A	654	701	4.39	26	4.39	24				GLOB UNIF		WV	0	1
807	LOAD T	654	701	4.39	57	4.39	54				GLOB UNIF		WV	0	1
808	LOAD Z	654	701	4.39-	45	4.39-	43				GLOB UNIF		WV	0	1
809	LOAD A	654	701	8.77	24	4.39	23				GLOB UNIF		WV	0	1
810	LOAD T	654	701	8.77	54	4.39	52				GLOB UNIF		WV	0	1
811	LOAD Z	654	701	8.77-	43	4.39-	41				GLOB UNIF		WV	0	1
812	LOAD A	654	701	13.16	23	4.39	21				GLOB UNIF		WV	0	1
813	LOAD T	654	701	13.16	52	4.39	49				GLOB UNIF		WV	0	1
814	LOAD Z	654	701	13.16-	41	4.39-	39				GLOB UNIF		WV	0	1
815	LOAD A	654	701	17.55	21	4.39	20				GLOB UNIF		WV	0	1
816	LOAD T	654	701	17.55	49	4.39	46				GLOB UNIF		WV	0	1
817	LOAD Z	654	701	17.55-	39	4.39-	37				GLOB UNIF		WV	0	1
818	LOAD T	701	702	0.00	56	5.75	52				GLOB UNIF		WV	0	1
819	LOAD Z	701	702	0.00-	03	5.75-	03				GLOB UNIF		WV	0	1
820	LOAD T	701	702	5.75	56	5.75	52				GLOB UNIF		WV	0	1
821	LOAD Z	701	702	5.75-	03	5.75-	03				GLOB UNIF		WV	0	1
822	LOAD T	701	702	7.50	56	5.75	52				GLOB UNIF		WV	0	1
823	LOAD Z	701	702	7.50-	03	5.75-	03				GLOB UNIF		WV	0	1
824	LOAD T	701	702	11.26	56	5.75	52				GLOB UNIF		WV	0	1
825	LOAD Z	701	702	11.26-	03	5.75-	03				GLOB UNIF		WV	0	1
826	LOAD T	701	702	15.01	56	5.75	52				GLOB UNIF		WV	0	1
827	LOAD Z	701	702	15.01-	03	5.75-	03				GLOB UNIF		WV	0	1
828	LOAD T	702	703	0.00	56	5.75	52				GLOB UNIF		WV	0	1
829	LOAD Z	702	703	0.00-	03	5.75-	03				GLOB UNIF		WV	0	1
830	LOAD T	702	703	5.75	56	5.75	52				GLOB UNIF		WV	0	1
831	LOAD Z	702	703	5.75-	03	5.75-	03				GLOB UNIF		WV	0	1
832	LOAD T	702	703	7.50	56	5.75	52				GLOB UNIF		WV	0	1
833	LOAD Z	702	703	7.50-	03	5.75-	03				GLOB UNIF		WV	0	1

5-PILE ACMH STRUCTURE -- U.S. NAVY (42-IN. DIAMETER PILING) -- J.ATKINSON

LINE NO.																		
1...5....0....5....0....5....0....5....0....5....0....5....0....5....0....5....0																		
634	LOAD	Y	702	703	11.26	52	3.75	52				GLOB	UNIF		WV	0	1	
635	LOAD	Z	702	703	11.26-	03	3.75-	03				GLOB	UNIF		WV	0	1	
636	LOAD	Y	702	703	15.01	52	3.75	52				GLOB	UNIF		WV	0	1	
637	LOAD	Z	702	703	15.01-	03	3.75-	03				GLOB	UNIF		WV	0	1	
638	LOAD	X	703	705	0.00-	22	3.75-	22				GLOB	UNIF		WV	0	1	
639	LOAD	Y	703	705	0.00	13	3.75	13				GLOB	UNIF		WV	0	1	
640	LOAD	Z	703	705	0.00-	03	3.75-	03				GLOB	UNIF		WV	0	1	
641	LOAD	X	703	705	3.75-	22	3.75-	22				GLOB	UNIF		WV	0	1	
642	LOAD	Y	703	705	3.75	13	3.75	13				GLOB	UNIF		WV	0	1	
643	LOAD	Z	703	705	3.75-	03	3.75-	03				GLOB	UNIF		WV	0	1	
644	LOAD	X	703	705	7.50-	22	3.75-	22				GLOB	UNIF		WV	0	1	
645	LOAD	Y	703	705	7.50	13	3.75	13				GLOB	UNIF		WV	0	1	
646	LOAD	Z	703	705	7.50-	03	3.75-	03				GLOB	UNIF		WV	0	1	
647	LOAD	X	703	705	11.25-	22	3.75-	22				GLOB	UNIF		WV	0	1	
648	LOAD	Y	703	705	11.25	13	3.75	13				GLOB	UNIF		WV	0	1	
649	LOAD	Z	703	705	11.25-	03	3.75-	02				GLOB	UNIF		WV	0	1	
650	LOAD	X	703	705	15.00-	22	3.75-	22				GLOB	UNIF		WV	0	1	
651	LOAD	Y	703	705	15.00	13	3.75	13				GLOB	UNIF		WV	0	1	
652	LOAD	Z	703	705	15.00-	02	3.75-	02				GLOB	UNIF		WV	0	1	
653	LOAD	X	705	706	0.00-	22	3.75-	22				GLOB	UNIF		WV	0	1	
654	LOAD	Y	705	706	0.00	13	3.75	13				GLOB	UNIF		WV	0	1	
655	LOAD	Z	705	706	0.00-	02	3.75-	02				GLOB	UNIF		WV	0	1	
656	LOAD	X	705	706	3.75-	22	3.75-	21				GLOB	UNIF		WV	0	1	
657	LOAD	Y	705	706	3.75	13	3.75	12				GLOB	UNIF		WV	0	1	
658	LOAD	Z	705	706	3.75-	02	3.75-	1				GLOB	UNIF		WV	0	1	
659	LOAD	X	705	706	7.51-	21	3.75-	21				GLOB	UNIF		WV	0	1	
660	LOAD	Y	705	706	7.51	12	3.75	12				GLOB	UNIF		WV	0	1	
661	LOAD	Z	705	706	7.51-	1	3.75-	1				GLOB	UNIF		WV	0	1	
662	LOAD	X	705	706	11.26-	21	3.75-	20				GLOB	UNIF		WV	0	1	
663	LOAD	Y	705	706	11.26	12	3.75	12				GLOB	UNIF		WV	0	1	
664	LOAD	Z	705	706	11.26-	1	3.75					GLOB	UNIF		WV	0	1	
665	LOAD	X	705	706	15.01-	20	3.75-	20				GLOB	UNIF		WV	0	1	
666	LOAD	Y	705	706	15.01	12	3.75	12				GLOB	UNIF		WV	0	1	
667	LOAD	X	701	704	0.00	22	3.75	22				GLOB	UNIF		WV	0	1	
668	LOAD	Y	701	704	0.00	13	3.75	13				GLOB	UNIF		WV	0	1	
669	LOAD	Z	701	704	0.00-	03	3.75-	03				GLOB	UNIF		WV	0	1	
670	LOAD	X	701	704	3.75	22	3.75	22				GLOB	UNIF		WV	0	1	
671	LOAD	Y	701	704	3.75	13	3.75	13				GLOB	UNIF		WV	0	1	
672	LOAD	Z	701	704	3.75-	03	3.75-	03				GLOB	UNIF		WV	0	1	
673	LOAD	X	701	704	7.50	22	3.75	22				GLOB	UNIF		WV	0	1	
674	LOAD	Y	701	704	7.50	13	3.75	13				GLOB	UNIF		WV	0	1	
675	LOAD	Z	701	704	7.50-	03	3.75-	03				GLOB	UNIF		WV	0	1	
676	LOAD	X	701	704	11.25	22	3.75	22				GLOB	UNIF		WV	0	1	
677	LOAD	Y	701	704	11.25	13	3.75	13				GLOB	UNIF		WV	0	1	
678	LOAD	Z	701	704	11.25-	03	3.75-	02				GLOB	UNIF		WV	0	1	
679	LOAD	X	701	704	15.00	22	3.75	22				GLOB	UNIF		WV	0	1	
680	LOAD	Y	701	704	15.00	13	3.75	13				GLOB	UNIF		WV	0	1	
681	LOAD	Z	701	704	15.00-	02	3.75-	02				GLOB	UNIF		WV	0	1	
682	LOAD	X	704	706	0.00	22	3.75	22				GLOB	UNIF		WV	0	1	

STRAN ANAL DATA

3-PILE ALMR STRUCTURE -- U.S. NAVY (42-IN. DIAMETER PILING) -- J.ATKINSON

LINE NO.	1	1	2	2	3	3	4	4	5	5	6	6	7	7	8
893	LOAD T	704 705	0.00	13	5.75	13					GLOB UNIF		WV	0	1
894	LOAD Z	704 705	0.00-	02	5.75-	02					GLOB UNIF		WV	0	1
895	LOAD A	704 706	5.75	22	5.75	21					GLOB UNIF		WV	0	1
896	LOAD T	704 706	5.75	13	5.75	12					GLOB UNIF		WV	0	1
897	LOAD Z	704 706	5.75-	02	5.75-	1					GLOB UNIF		WV	0	1
898	LOAD A	704 706	7.51	21	5.75	21					GLOB UNIF		WV	0	1
899	LOAD T	704 706	7.51	12	5.75	12					GLOB UNIF		WV	0	1
900	LOAD Z	704 706	7.51-	1	5.75-	1					GLOB UNIF		WV	0	1
901	LOAD A	704 706	11.26	21	5.75	20					GLOB UNIF		WV	0	1
902	LOAD T	704 706	11.26	12	5.75	12					GLOB UNIF		WV	0	1
903	LOAD Z	704 706	11.26-	1	5.75						GLOB UNIF		WV	0	1
904	LOAD A	704 706	15.01	20	5.75	20					GLOB UNIF		WV	0	1
905	LOAD T	704 706	15.01	12	5.75	12					GLOB UNIF		WV	0	1
906	LOAD A	702 704	0.00-	19	5.75-	19					GLOB UNIF		WV	0	1
907	LOAD T	702 704	0.00	11	5.75	11					GLOB UNIF		WV	0	1
908	LOAD Z	702 704	0.00-	02	5.75-	02					GLOB UNIF		WV	0	1
909	LOAD A	702 704	5.75-	19	5.75-	19					GLOB UNIF		WV	0	1
910	LOAD T	702 704	5.75	11	5.75	11					GLOB UNIF		WV	0	1
911	LOAD Z	702 704	5.75-	02	5.75-	02					GLOB UNIF		WV	0	1
912	LOAD A	702 704	7.50-	19	5.75-	19					GLOB UNIF		WV	0	1
913	LOAD T	702 704	7.50	11	5.75	11					GLOB UNIF		WV	0	1
914	LOAD Z	702 704	7.50-	02	5.75-	02					GLOB UNIF		WV	0	1
915	LOAD A	702 704	11.25-	19	5.75-	19					GLOB UNIF		WV	0	1
916	LOAD T	702 704	11.25	11	5.75	11					GLOB UNIF		WV	0	1
917	LOAD Z	702 704	11.25-	02	5.75-	1					GLOB UNIF		WV	0	1
918	LOAD A	702 704	15.00-	19	5.75-	19					GLOB UNIF		WV	0	1
919	LOAD T	702 704	15.00	11	5.75	11					GLOB UNIF		WV	0	1
920	LOAD Z	702 704	15.00-	1	5.75-	1					GLOB UNIF		WV	0	1
921	LOAD A	702 705	0.00	19	5.75	19					GLOB UNIF		WV	0	1
922	LOAD T	702 705	0.00	11	5.75	11					GLOB UNIF		WV	0	1
923	LOAD Z	702 705	0.00-	02	5.75-	02					GLOB UNIF		WV	0	1
924	LOAD A	702 705	5.75	19	5.75	19					GLOB UNIF		WV	0	1
925	LOAD T	702 705	5.75	11	5.75	11					GLOB UNIF		WV	0	1
926	LOAD Z	702 705	5.75-	02	5.75-	02					GLOB UNIF		WV	0	1
927	LOAD A	702 705	7.50	19	5.75	19					GLOB UNIF		WV	0	1
928	LOAD T	702 705	7.50	11	5.75	11					GLOB UNIF		WV	0	1
929	LOAD Z	702 705	7.50-	02	5.75-	02					GLOB UNIF		WV	0	1
930	LOAD A	702 705	11.25	19	5.75	19					GLOB UNIF		WV	0	1
931	LOAD T	702 705	11.25	11	5.75	11					GLOB UNIF		WV	0	1
932	LOAD Z	702 705	11.25-	02	5.75-	1					GLOB UNIF		WV	0	1
933	LOAD A	702 705	15.00	19	5.75	19					GLOB UNIF		WV	0	1
934	LOAD T	702 705	15.00	11	5.75	11					GLOB UNIF		WV	0	1
935	LOAD Z	702 705	15.00-	1	5.75-	1					GLOB UNIF		WV	0	1
936	LOAD T	704 705	0.00	44	5.75	44					GLOB UNIF		WV	0	1
937	LOAD Z	704 705	0.00-	1	5.75-	1					GLOB UNIF		WV	0	1
938	LOAD T	704 705	5.75	44	5.75	44					GLOB UNIF		WV	0	1
939	LOAD Z	704 705	5.75-	1	5.75-	1					GLOB UNIF		WV	0	1
940	LOAD T	704 705	7.50	44	5.75	44					GLOB UNIF		WV	0	1
941	LOAD Z	704 705	7.50-	1	5.75-	1					GLOB UNIF		WV	0	1

3-PILE ALMR STRUCTURE -- U.S. NAVY (42-IN. DIAMETER PILING) -- J.ATKINSON

LINE NO.	1	2	3	4	5	6	7	8
991	LOAD Y 801 802	0.00	30	4.75	30	GLOB UNIF	WV 0 1	
992	LOAD Z 801 802	0.00-	03	4.75-	03	GLOB UNIF	WV 0 1	
993	LOAD Y 801 802	4.75	30	4.75	30	GLOB UNIF	WV 0 1	
994	LOAD Z 801 802	4.75-	03	4.75-	03	GLOB UNIF	WV 0 1	
995	LOAD Y 801 802	9.46	30	4.75	30	GLOB UNIF	WV 0 1	
996	LOAD Z 801 802	9.46-	03	4.75-	03	GLOB UNIF	WV 0 1	
997	LOAD Y 801 802	14.20	30	4.75	30	GLOB UNIF	WV 0 1	
998	LOAD Z 801 802	14.20-	03	4.75-	03	GLOB UNIF	WV 0 1	
999	LOAD Y 801 802	18.93	30	4.75	30	GLOB UNIF	WV 0 1	
990	LOAD Z 801 802	18.93-	03	4.75-	03	GLOB UNIF	WV 0 1	
991	LOAD Y 802 803	0.00	30	4.75	30	GLOB UNIF	WV 0 1	
992	LOAD Z 802 803	0.00-	03	4.75-	03	GLOB UNIF	WV 0 1	
993	LOAD Y 802 803	4.75	30	4.75	30	GLOB UNIF	WV 0 1	
994	LOAD Z 802 803	4.75-	03	4.75-	03	GLOB UNIF	WV 0 1	
995	LOAD Y 802 803	9.46	30	4.75	30	GLOB UNIF	WV 0 1	
996	LOAD Z 802 803	9.46-	03	4.75-	03	GLOB UNIF	WV 0 1	
997	LOAD Y 802 803	14.20	30	4.75	30	GLOB UNIF	WV 0 1	
998	LOAD Z 802 803	14.20-	03	4.75-	03	GLOB UNIF	WV 0 1	
999	LOAD Y 802 803	18.93	30	4.75	30	GLOB UNIF	WV 0 1	
1000	LOAD Z 802 803	18.93-	03	4.75-	03	GLOB UNIF	WV 0 1	
1001	LOAD X 803 805	0.00-	10	4.75-	17	GLOB UNIF	WV 0 1	
1002	LOAD Y 803 805	0.00	09	4.73	10	GLOB UNIF	WV 0 1	
1003	LOAD Z 803 805	0.00-	03	4.75-	03	GLOB UNIF	WV 0 1	
1004	LOAD X 803 805	4.75-	17	4.75-	17	GLOB UNIF	WV 0 1	
1005	LOAD Y 803 805	4.74	10	4.75	10	GLOB UNIF	WV 0 1	
1006	LOAD Z 803 805	4.75-	03	4.75-	02	GLOB UNIF	WV 0 1	
1007	LOAD X 803 805	9.46-	17	4.75-	17	GLOB UNIF	WV 0 1	
1008	LOAD Y 803 805	9.46	10	4.75	10	GLOB UNIF	WV 0 1	
1009	LOAD Z 803 805	9.46-	02	4.75-	02	GLOB UNIF	WV 0 1	
1010	LOAD X 803 805	14.20-	17	4.75-	17	GLOB UNIF	WV 0 1	
1011	LOAD Y 803 805	14.20	10	4.75	10	GLOB UNIF	WV 0 1	
1012	LOAD Z 803 805	14.20-	02	4.75-	02	GLOB UNIF	WV 0 1	
1013	LOAD X 803 805	18.93-	17	4.75-	17	GLOB UNIF	WV 0 1	
1014	LOAD Y 803 805	18.93	10	4.73	10	GLOB UNIF	WV 0 1	
1015	LOAD Z 803 805	18.93-	02	4.75-	02	GLOB UNIF	WV 0 1	
1016	LOAD X 805 806	0.00-	17	4.75-	16	GLOB UNIF	WV 0 1	
1017	LOAD Y 805 806	0.00	10	4.75	09	GLOB UNIF	WV 0 1	
1018	LOAD Z 805 806	0.00-	02	4.75-	02	GLOB UNIF	WV 0 1	
1019	LOAD X 805 806	4.75-	16	4.75-	16	GLOB UNIF	WV 0 1	
1020	LOAD Y 805 806	4.73	09	4.75	09	GLOB UNIF	WV 0 1	
1021	LOAD Z 805 806	4.73-	02	4.75-	02	GLOB UNIF	WV 0 1	
1022	LOAD X 805 806	9.47-	16	4.75-	16	GLOB UNIF	WV 0 1	
1023	LOAD Y 805 806	9.47	09	4.75	09	GLOB UNIF	WV 0 1	
1024	LOAD Z 805 806	9.47-	02	4.73-	02	GLOB UNIF	WV 0 1	
1025	LOAD X 805 806	14.20-	16	4.73-	16	GLOB UNIF	WV 0 1	
1026	LOAD Y 805 806	14.20	09	4.73	09	GLOB UNIF	WV 0 1	
1027	LOAD Z 805 806	14.20-	02	4.73-	02	GLOB UNIF	WV 0 1	
1028	LOAD X 805 806	18.93-	16	4.73-	16	GLOB UNIF	WV 0 1	
1029	LOAD Y 805 806	18.93	09	4.73	09	GLOB UNIF	WV 0 1	

STRAN INPUT DATA

3-PILE ACMR STRUCTURE -- U.S. NAVY (42-IN. DIAMETER PILING) -- J.ATKINSON

LINE NO.	1...5....0....5....0....5....0....5....0....5....0....5....0....5....0....5....0																			
1050	LOAD	Z	805	806	16.93-	02	4.73-	02					GLOB	UNIF		WV	0	1		
1051	LOAD	X	801	804	0.00	16	4.73	17					GLOB	UNIF		WV	0	1		
1052	LOAD	Y	801	804	0.00	09	4.73	10					GLOB	UNIF		WV	0	1		
1053	LOAD	Z	801	804	0.00-	03	4.73-	03					GLOB	UNIF		WV	0	1		
1054	LOAD	X	801	804	4.73	17	4.73	17					GLOB	UNIF		WV	0	1		
1055	LOAD	Y	801	804	4.73	10	4.73	10					GLOB	UNIF		WV	0	1		
1056	LOAD	Z	801	804	4.73-	03	4.73-	02					GLOB	UNIF		WV	0	1		
1057	LOAD	X	801	804	9.46	17	4.73	17					GLOB	UNIF		WV	0	1		
1058	LOAD	Y	801	804	9.46	10	4.73	10					GLOB	UNIF		WV	0	1		
1059	LOAD	Z	801	804	9.46-	02	4.73-	02					GLOB	UNIF		WV	0	1		
1060	LOAD	X	801	804	14.20	17	4.73	17					GLOB	UNIF		WV	0	1		
1061	LOAD	Y	801	804	14.20	10	4.73	10					GLOB	UNIF		WV	0	1		
1062	LOAD	Z	801	804	14.20-	02	4.73-	02					GLOB	UNIF		WV	0	1		
1063	LOAD	X	801	804	16.93	17	4.73	17					GLOB	UNIF		WV	0	1		
1064	LOAD	Y	801	804	16.93	10	4.73	10					GLOB	UNIF		WV	0	1		
1065	LOAD	Z	801	804	16.93-	02	4.73-	02					GLOB	UNIF		WV	0	1		
1066	LOAD	X	804	806	0.00	17	4.73	16					GLOB	UNIF		WV	0	1		
1067	LOAD	Y	804	806	0.00	10	4.73	09					GLOB	UNIF		WV	0	1		
1068	LOAD	Z	804	806	0.00-	02	4.73-	02					GLOB	UNIF		WV	0	1		
1069	LOAD	X	804	806	4.73	16	4.73	16					GLOB	UNIF		WV	0	1		
1070	LOAD	Y	804	806	4.73	09	4.73	09					GLOB	UNIF		WV	0	1		
1071	LOAD	Z	804	806	4.73-	02	4.73-	02					GLOB	UNIF		WV	0	1		
1072	LOAD	X	804	806	9.47	16	4.73	16					GLOB	UNIF		WV	0	1		
1073	LOAD	Y	804	806	9.47	09	4.73	09					GLOB	UNIF		WV	0	1		
1074	LOAD	Z	804	806	9.47-	02	4.73-	02					GLOB	UNIF		WV	0	1		
1075	LOAD	X	804	806	14.20	16	4.73	16					GLOB	UNIF		WV	0	1		
1076	LOAD	Y	804	806	14.20	09	4.73	09					GLOB	UNIF		WV	0	1		
1077	LOAD	Z	804	806	14.20-	02	4.73-	02					GLOB	UNIF		WV	0	1		
1078	LOAD	X	804	806	16.93	16	4.73	16					GLOB	UNIF		WV	0	1		
1079	LOAD	Y	804	806	16.93	09	4.73	09					GLOB	UNIF		WV	0	1		
1080	LOAD	Z	804	806	16.93-	02	4.73-	02					GLOB	UNIF		WV	0	1		
1081	LOAD	X	802	804	0.00-	12	4.73-	12					GLOB	UNIF		WV	0	1		
1082	LOAD	Y	802	804	0.00	07	4.73	07					GLOB	UNIF		WV	0	1		
1083	LOAD	Z	802	804	0.00-	1	4.73-	1					GLOB	UNIF		WV	0	1		
1084	LOAD	X	802	804	4.73-	12	4.73-	12					GLOB	UNIF		WV	0	1		
1085	LOAD	Y	802	804	4.73	07	4.73	07					GLOB	UNIF		WV	0	1		
1086	LOAD	Z	802	804	4.73-	1	4.73-	1					GLOB	UNIF		WV	0	1		
1087	LOAD	X	802	804	9.46-	12	4.73-	12					GLOB	UNIF		WV	0	1		
1088	LOAD	Y	802	804	9.46	07	4.73	07					GLOB	UNIF		WV	0	1		
1089	LOAD	Z	802	804	9.46-	1	4.73-	1					GLOB	UNIF		WV	0	1		
1090	LOAD	X	802	804	14.20-	12	4.73-	12					GLOB	UNIF		WV	0	1		
1091	LOAD	Y	802	804	14.20	07	4.73	07					GLOB	UNIF		WV	0	1		
1092	LOAD	Z	802	804	14.20-	1	4.73-	1					GLOB	UNIF		WV	0	1		
1093	LOAD	X	802	804	16.93-	12	4.73-	11					GLOB	UNIF		WV	0	1		
1094	LOAD	Y	802	804	16.93	07	4.73	07					GLOB	UNIF		WV	0	1		
1095	LOAD	Z	802	804	16.93-	1	4.73-	1					GLOB	UNIF		WV	0	1		
1096	LOAD	X	802	805	0.00	12	4.73	12					GLOB	UNIF		WV	0	1		
1097	LOAD	Y	802	805	0.00	07	4.73	07					GLOB	UNIF		WV	0	1		
1098	LOAD	Z	802	805	0.00-	1	4.73-	1					GLOB	UNIF		WV	0	1		

STRAIN GAGE DATA

3-PILE ALMR STRUCTURE -- U.S. NAVY (42-IN. DIAMETER PILING) -- J.ATKINSON

LINE NO.	1...5	1	1	2	2	3	3	4	4	5	5	6	6	7	7	8
		0....5	0....5	0....5	0....5	0....5	0....5	0....5	0....5	0....5	0....5	0....5	0....5	0....5	0....5	0
1078	LOAD X	802 805	4.73	12	4.73	12					GLOB UNIF				WV 0 1	
1079	LOAD Y	802 805	4.73	07	4.73	07					GLOB UNIF				WV 0 1	
1081	LOAD Z	802 805	4.73-	1	4.73-	1					GLOB UNIF				WV 0 1	
1082	LOAD X	802 805	9.46	12	4.73	12					GLOB UNIF				WV 0 1	
1083	LOAD Y	802 805	9.46	07	4.73	07					GLOB UNIF				WV 0 1	
1084	LOAD Z	802 805	9.46-	1	4.73-	1					GLOB UNIF				WV 0 1	
1085	LOAD X	802 805	14.20	12	4.73	12					GLOB UNIF				WV 0 1	
1086	LOAD Y	802 805	14.20	07	4.73	07					GLOB UNIF				WV 0 1	
1087	LOAD Z	802 805	14.20-	1	4.73-	1					GLOB UNIF				WV 0 1	
1088	LOAD X	802 805	18.93	12	4.73	11					GLOB UNIF				WV 0 1	
1089	LOAD Y	802 805	18.93	07	4.73	07					GLOB UNIF				WV 0 1	
1090	LOAD Z	802 805	18.93-	1	4.73-	1					GLOB UNIF				WV 0 1	
1091	LOAD Y	804 805	0.00	27	4.73	27					GLOB UNIF				WV 0 1	
1092	LOAD Z	804 805	0.00-	1	4.73-	1					GLOB UNIF				WV 0 1	
1093	LOAD Y	804 805	4.73	27	4.73	27					GLOB UNIF				WV 0 1	
1094	LOAD Z	804 805	4.73-	1	4.73-	1					GLOB UNIF				WV 0 1	
1095	LOAD Y	804 805	9.46	27	4.73	27					GLOB UNIF				WV 0 1	
1096	LOAD Z	804 805	9.46-	1	4.73-	1					GLOB UNIF				WV 0 1	
1097	LOAD Y	804 805	14.20	27	4.73	27					GLOB UNIF				WV 0 1	
1098	LOAD Z	804 805	14.20-	1	4.73-	1					GLOB UNIF				WV 0 1	
1099	LOAD Y	804 805	18.93	27	4.73	27					GLOB UNIF				WV 0 1	
1100	LOAD Z	804 805	18.93-	1	4.73-	1					GLOB UNIF				WV 0 1	
1101	LOAD Y	8011002	0.00	30	4.15	36					GLOB UNIF				WV 0 1	
1102	LOAD Z	8011002	0.00-	03	4.15-	03					GLOB UNIF				WV 0 1	
1103	LOAD Y	8011002	4.15	36	4.15	35					GLOB UNIF				WV 0 1	
1104	LOAD Z	8011002	4.15-	03	4.15-	03					GLOB UNIF				WV 0 1	
1105	LOAD Y	8011002	8.30	35	4.15	34					GLOB UNIF				WV 0 1	
1106	LOAD Z	8011002	8.30-	03	4.15-	02					GLOB UNIF				WV 0 1	
1107	LOAD X	8011002	12.46		4.15-	1					GLOB UNIF				WV 0 1	
1108	LOAD Y	8011002	12.46	34	4.15	32					GLOB UNIF				WV 0 1	
1109	LOAD Z	8011002	12.46-	02	4.15-	02					GLOB UNIF				WV 0 1	
1110	LOAD X	8011002	16.61-	1	4.15-	1					GLOB UNIF				WV 0 1	
1111	LOAD Y	8011002	16.61	32	4.15	31					GLOB UNIF				WV 0 1	
1112	LOAD Z	8011002	16.61-	02	4.15-	02					GLOB UNIF				WV 0 1	
1113	LOAD X	8011002	20.76-	1	4.15-	1					GLOB UNIF				WV 0 1	
1114	LOAD Y	8011002	20.76	31	4.15	30					GLOB UNIF				WV 0 1	
1115	LOAD Z	8011002	20.76-	02	4.15-	02					GLOB UNIF				WV 0 1	
1116	LOAD X	8011002	24.91-	1	4.15-	1					GLOB UNIF				WV 0 1	
1117	LOAD Y	8011002	24.91	30	4.15	30					GLOB UNIF				WV 0 1	
1118	LOAD Z	8011002	24.91-	02	4.15-	02					GLOB UNIF				WV 0 1	
1119	LOAD X	8011002	29.06-	1	1.44						GLOB UNIF				WV 0 1	
1120	LOAD X	8011002	30.51		2.71	1					GLOB UNIF				WV 0 1	
1121	LOAD Y	8011002	29.06	30	4.15	21					GLOB UNIF				WV 0 1	
1122	LOAD Z	8011002	29.06-	02	4.15-	03					GLOB UNIF				WV 0 1	
1123	LOAD X	8011002	33.21	1	4.15	1					GLOB UNIF				WV 0 1	
1124	LOAD Y	8011002	33.21	21	4.15	11					GLOB UNIF				WV 0 1	
1125	LOAD Z	8011002	33.21-	03	4.15-	1					GLOB UNIF				WV 0 1	
1126	LOAD X	8011002	37.37	1	3.03						GLOB UNIF				WV 0 1	
1127	LOAD Y	8011002	37.37	11	4.15	02					GLOB UNIF				WV 0 1	

3-PILE ACMR STRUCTURE -- U.S. NAVY (42-IN. DIAMETER PILING) -- J.ATKINSON

| LINE NO. | | |

3-PILE ACAN STRUCTURE -- U.S. NAVY (42-IN. DIAMETER PILING) -- J.ATKINSUN

LINE NO.	1	1	2	2	3	3	4	4	5	5	6	6	7	7	8
1177	LOAD	Z	80S1005	24.91	13	4.15	13				GLOB	UNIF	WV	0	1
1178	LOAD	A	80S1005	24.91-	04	4.15-	02				GLOB	UNIF	WV	0	1
1179	LOAD	T	80S1005	24.91	22	4.15	17				GLOB	UNIF	WV	0	1
1180	LOAD	Z	80S1005	24.91	13	4.15	11				GLOB	UNIF	WV	0	1
1181	LOAD	A	80S1005	33.22-	02	4.15-	1				GLOB	UNIF	WV	0	1
1182	LOAD	T	80S1005	33.22	17	4.15	10				GLOB	UNIF	WV	0	1
1183	LOAD	Z	80S1005	33.22	11	4.15	06				GLOB	UNIF	WV	0	1
1184	LOAD	A	80S1005	37.37-	1	4.15					GLOB	UNIF	WV	0	1
1185	LOAD	T	80S1005	37.37	10	4.15	02				GLOB	UNIF	WV	0	1
1186	LOAD	Z	80S1005	37.37	06	4.15	1				GLOB	UNIF	WV	0	1
1187	LOAD	A	80S1005	0.00-	05	4.15-	05				GLOB	UNIF	WV	0	1
1188	LOAD	T	80S1005	0.00	30	4.15	29				GLOB	UNIF	WV	0	1
1189	LOAD	Z	80S1005	0.00-	14	4.15-	14				GLOB	UNIF	WV	0	1
1190	LOAD	A	80S1005	4.15-	05	4.15-	05				GLOB	UNIF	WV	0	1
1191	LOAD	T	80S1005	4.15	29	4.15	28				GLOB	UNIF	WV	0	1
1192	LOAD	Z	80S1005	4.15-	14	4.15-	13				GLOB	UNIF	WV	0	1
1193	LOAD	A	80S1005	8.30-	05	4.15-	05				GLOB	UNIF	WV	0	1
1194	LOAD	T	80S1005	8.30	28	4.15	27				GLOB	UNIF	WV	0	1
1195	LOAD	Z	80S1005	8.30-	13	4.15-	13				GLOB	UNIF	WV	0	1
1196	LOAD	A	80S1005	12.46-	05	4.15-	05				GLOB	UNIF	WV	0	1
1197	LOAD	T	80S1005	12.46	27	4.15	26				GLOB	UNIF	WV	0	1
1198	LOAD	Z	80S1005	12.46-	13	4.15-	12				GLOB	UNIF	WV	0	1
1199	LOAD	A	80S1005	16.61-	05	4.15-	05				GLOB	UNIF	WV	0	1
1200	LOAD	T	80S1005	16.61	26	4.15	25				GLOB	UNIF	WV	0	1
1201	LOAD	Z	80S1005	16.61-	12	4.15-	12				GLOB	UNIF	WV	0	1
1202	LOAD	A	80S1005	20.76-	05	4.15-	05				GLOB	UNIF	WV	0	1
1203	LOAD	T	80S1005	20.76	25	4.15	24				GLOB	UNIF	WV	0	1
1204	LOAD	Z	80S1005	20.76-	12	4.15-	12				GLOB	UNIF	WV	0	1
1205	LOAD	A	80S1005	24.91-	05	4.15-	05				GLOB	UNIF	WV	0	1
1206	LOAD	T	80S1005	24.91	24	4.15	24				GLOB	UNIF	WV	0	1
1207	LOAD	Z	80S1005	24.91-	12	4.15-	11				GLOB	UNIF	WV	0	1
1208	LOAD	A	80S1005	29.07-	05	4.15-	03				GLOB	UNIF	WV	0	1
1209	LOAD	T	80S1005	29.07	24	4.15	17				GLOB	UNIF	WV	0	1
1210	LOAD	Z	80S1005	29.07-	11	4.15-	08				GLOB	UNIF	WV	0	1
1211	LOAD	A	80S1005	33.22-	03	4.15-	02				GLOB	UNIF	WV	0	1
1212	LOAD	T	80S1005	33.22	17	4.15	10				GLOB	UNIF	WV	0	1
1213	LOAD	Z	80S1005	33.22-	08	4.15-	05				GLOB	UNIF	WV	0	1
1214	LOAD	A	80S1005	37.37-	02	4.15					GLOB	UNIF	WV	0	1
1215	LOAD	T	80S1005	37.37	10	4.15	03				GLOB	UNIF	WV	0	1
1216	LOAD	Z	80S1005	37.37-	05	4.15-	1				GLOB	UNIF	WV	0	1
1217	LOAD	A	80S1004	0.00	05	4.15	05				GLOB	UNIF	WV	0	1
1218	LOAD	T	80S1004	0.00	20	4.15	20				GLOB	UNIF	WV	0	1
1219	LOAD	Z	80S1004	0.00	15	4.15	15				GLOB	UNIF	WV	0	1
1220	LOAD	A	80S1004	4.15	05	4.15	05				GLOB	UNIF	WV	0	1
1221	LOAD	T	80S1004	4.15	20	4.15	25				GLOB	UNIF	WV	0	1
1222	LOAD	Z	80S1004	4.15	15	4.15	15				GLOB	UNIF	WV	0	1
1223	LOAD	A	80S1004	8.30	05	4.15	04				GLOB	UNIF	WV	0	1
1224	LOAD	T	80S1004	8.30	25	4.15	24				GLOB	UNIF	WV	0	1
1225	LOAD	Z	80S1004	8.30	15	4.15	14				GLOB	UNIF	WV	0	1

3-PILE ACMR STRUCTURE -- U.S. NAVY (42-IN. DIAMETER PILING) -- J.ATKINSON

LINE NO.	1	2	3	4	5	6	7	8
1226	LOAD A 8011004	12.46	04	4.15	04	GLOB UNIF	WV 0 1	
1227	LOAD Y 8011004	12.46	24	4.15	23	GLOB UNIF	WV 0 1	
1228	LOAD Z 8011004	12.46	14	4.15	14	GLOB UNIF	WV 0 1	
1229	LOAD A 8011004	10.61	04	4.15	04	GLOB UNIF	WV 0 1	
1230	LOAD Y 8011004	10.61	23	4.15	23	GLOB UNIF	WV 0 1	
1231	LOAD Z 8011004	10.61	14	4.15	14	GLOB UNIF	WV 0 1	
1232	LOAD A 8011004	20.76	04	4.15	04	GLOB UNIF	WV 0 1	
1233	LOAD Y 8011004	20.76	23	4.15	22	GLOB UNIF	WV 0 1	
1234	LOAD Z 8011004	20.76	14	4.15	13	GLOB UNIF	WV 0 1	
1235	LOAD A 8011004	24.91	04	4.15	04	GLOB UNIF	WV 0 1	
1236	LOAD Y 8011004	24.91	22	4.15	22	GLOB UNIF	WV 0 1	
1237	LOAD Z 8011004	24.91	13	4.15	13	GLOB UNIF	WV 0 1	
1238	LOAD A 8011004	29.06	04	4.15	02	GLOB UNIF	WV 0 1	
1239	LOAD Y 8011004	29.06	22	4.15	17	GLOB UNIF	WV 0 1	
1240	LOAD Z 8011004	29.06	13	4.15	11	GLOB UNIF	WV 0 1	
1241	LOAD A 8011004	33.22	02	4.15	1	GLOB UNIF	WV 0 1	
1242	LOAD Y 8011004	33.22	17	4.15	10	GLOB UNIF	WV 0 1	
1243	LOAD Z 8011004	33.22	11	4.15	08	GLOB UNIF	WV 0 1	
1244	LOAD A 8011004	37.37	1	4.15		GLOB UNIF	WV 0 1	
1245	LOAD Y 8011004	37.37	10	4.15	02	GLOB UNIF	WV 0 1	
1246	LOAD Z 8011004	37.37	08	4.15	1	GLOB UNIF	WV 0 1	
1247	LOAD A 8061004	0.00	05	4.15	05	GLOB UNIF	WV 0 1	
1248	LOAD Y 8061004	0.00	30	4.15	29	GLOB UNIF	WV 0 1	
1249	LOAD Z 8061004	0.00-	14	4.15-	14	GLOB UNIF	WV 0 1	
1250	LOAD A 8061004	4.15	05	4.15	05	GLOB UNIF	WV 0 1	
1251	LOAD Y 8061004	4.15	29	4.15	28	GLOB UNIF	WV 0 1	
1252	LOAD Z 8061004	4.15-	14	4.15-	13	GLOB UNIF	WV 0 1	
1253	LOAD A 8061004	8.30	05	4.15	05	GLOB UNIF	WV 0 1	
1254	LOAD Y 8061004	8.30	28	4.15	27	GLOB UNIF	WV 0 1	
1255	LOAD Z 8061004	8.30-	13	4.15-	13	GLOB UNIF	WV 0 1	
1256	LOAD A 8061004	12.46	05	4.15	05	GLOB UNIF	WV 0 1	
1257	LOAD Y 8061004	12.46	27	4.15	26	GLOB UNIF	WV 0 1	
1258	LOAD Z 8061004	12.46-	13	4.15-	12	GLOB UNIF	WV 0 1	
1259	LOAD A 8061004	16.61	05	4.15	05	GLOB UNIF	WV 0 1	
1260	LOAD Y 8061004	16.61	26	4.15	25	GLOB UNIF	WV 0 1	
1261	LOAD Z 8061004	16.61-	12	4.15-	12	GLOB UNIF	WV 0 1	
1262	LOAD A 8061004	20.76	05	4.15	05	GLOB UNIF	WV 0 1	
1263	LOAD Y 8061004	20.76	25	4.15	24	GLOB UNIF	WV 0 1	
1264	LOAD Z 8061004	20.76-	12	4.15-	12	GLOB UNIF	WV 0 1	
1265	LOAD A 8061004	24.91	05	4.15	05	GLOB UNIF	WV 0 1	
1266	LOAD Y 8061004	24.91	24	4.15	24	GLOB UNIF	WV 0 1	
1267	LOAD Z 8061004	24.91-	12	4.15-	11	GLOB UNIF	WV 0 1	
1268	LOAD A 8061004	29.07	05	4.15	03	GLOB UNIF	WV 0 1	
1269	LOAD Y 8061004	29.07	24	4.15	17	GLOB UNIF	WV 0 1	
1270	LOAD Z 8061004	29.07-	11	4.15-	08	GLOB UNIF	WV 0 1	
1271	LOAD A 8061004	33.22	03	4.15	02	GLOB UNIF	WV 0 1	
1272	LOAD Y 8061004	33.22	17	4.15	10	GLOB UNIF	WV 0 1	
1273	LOAD Z 8061004	33.22-	08	4.15-	05	GLOB UNIF	WV 0 1	
1274	LOAD A 8061004	37.37	02	4.15		GLOB UNIF	WV 0 1	

3-PILE ACMR STRUCTURE -- U.S. NAVY (42-IN. DIAMETER PILING) -- J.ATKINSON

LINE NO.	1 1 2 2 3 3 4 4 5 5 6 6 7 7 8
1275	LOAD Y 10051006 37.37 10 4.15 03 GLOB UNIF WV 0 1
1276	LOAD Z 10051004 37.37- 05 4.15- 1 GLOB UNIF WV 0 1
1277	LOAD Y 10011002 0.00 02 5.71 02 GLOB UNIF WV 0 1
1278	LOAD Y 10011002 5.71 02 5.71 02 GLOB UNIF WV 0 1
1279	LOAD Y 10011002 11.43 02 5.71 02 GLOB UNIF WV 0 1
1280	LOAD Y 10011002 17.14 02 5.71 02 GLOB UNIF WV 0 1
1281	LOAD Y 10011002 22.85 02 5.71 02 GLOB UNIF WV 0 1
1282	LOAD Y 10021003 0.00 02 5.71 02 GLOB UNIF WV 0 1
1283	LOAD Y 10021003 5.71 02 5.71 02 GLOB UNIF WV 0 1
1284	LOAD Y 10021003 11.43 02 5.71 02 GLOB UNIF WV 0 1
1285	LOAD Y 10021003 17.14 02 5.71 02 GLOB UNIF WV 0 1
1286	LOAD Y 10021003 22.85 02 5.71 02 GLOB UNIF WV 0 1
1287	LOAD A 10051005 0.00- 1 5.71- 1 GLOB UNIF WV 0 1
1288	LOAD Y 10051005 0.00 5.71 1 GLOB UNIF WV 0 1
1289	LOAD A 10051005 5.71- 1 5.71- 1 GLOB UNIF WV 0 1
1290	LOAD Y 10051005 5.71 1 5.71 1 GLOB UNIF WV 0 1
1291	LOAD A 10051005 11.43- 1 5.71- 1 GLOB UNIF WV 0 1
1292	LOAD Y 10051005 11.43 1 5.71 1 GLOB UNIF WV 0 1
1293	LOAD A 10051005 17.14- 1 5.71- 02 GLOB UNIF WV 0 1
1294	LOAD Y 10051005 17.14 1 5.71 1 GLOB UNIF WV 0 1
1295	LOAD A 10051005 22.85- 02 5.71- 02 GLOB UNIF WV 0 1
1296	LOAD Y 10051005 22.85 1 5.71 1 GLOB UNIF WV 0 1
1297	LOAD A 10051006 0.00- 02 5.71- 02 GLOB UNIF WV 0 1
1298	LOAD Y 10051006 0.00 1 5.71 1 GLOB UNIF WV 0 1
1299	LOAD A 10051006 5.71- 02 5.71- 02 GLOB UNIF WV 0 1
1300	LOAD Y 10051006 5.71 1 5.71 1 GLOB UNIF WV 0 1
1301	LOAD A 10051006 11.43- 02 5.71- 02 GLOB UNIF WV 0 1
1302	LOAD Y 10051006 11.43 1 5.71 1 GLOB UNIF WV 0 1
1303	LOAD A 10051006 17.14- 02 5.71- 02 GLOB UNIF WV 0 1
1304	LOAD Y 10051006 17.14 1 5.71 1 GLOB UNIF WV 0 1
1305	LOAD A 10051006 22.85- 02 5.71- 02 GLOB UNIF WV 0 1
1306	LOAD Y 10051006 22.85 1 5.71 1 GLOB UNIF WV 0 1
1307	LOAD A 10011004 0.00 1 5.71 1 GLOB UNIF WV 0 1
1308	LOAD Y 10011004 0.00 5.71 1 GLOB UNIF WV 0 1
1309	LOAD A 10011004 5.71 1 5.71 1 GLOB UNIF WV 0 1
1310	LOAD Y 10011004 5.71 1 5.71 1 GLOB UNIF WV 0 1
1311	LOAD A 10011004 11.43 1 5.71 1 GLOB UNIF WV 0 1
1312	LOAD Y 10011004 11.43 1 5.71 1 GLOB UNIF WV 0 1
1313	LOAD A 10011004 17.14 1 5.71 02 GLOB UNIF WV 0 1
1314	LOAD Y 10011004 17.14 1 5.71 1 GLOB UNIF WV 0 1
1315	LOAD A 10011004 22.85 02 5.71 02 GLOB UNIF WV 0 1
1316	LOAD Y 10011004 22.85 1 5.71 1 GLOB UNIF WV 0 1
1317	LOAD A 10041006 0.00 02 5.71 02 GLOB UNIF WV 0 1
1318	LOAD Y 10041006 0.00 1 5.71 1 GLOB UNIF WV 0 1
1319	LOAD A 10041006 5.71 02 5.71 02 GLOB UNIF WV 0 1
1320	LOAD Y 10041006 5.71 1 5.71 1 GLOB UNIF WV 0 1
1321	LOAD A 10041006 11.43 02 5.71 02 GLOB UNIF WV 0 1
1322	LOAD Y 10041006 11.43 1 5.71 1 GLOB UNIF WV 0 1
1323	LOAD A 10041006 17.14 02 5.71 02 GLOB UNIF WV 0 1

3-PILE ACMH STRUCTURE -- U.S. NAVY (42-IN. DIAMETER PILING) -- J.ATKINSON

LINE NO.	1	2	3	4	5	6	7	8
1324	LOAD Y 10041006	17.14	1	5.71	1	GLOB UNIF	WV 0 1	
1325	LOAD X 10041006	22.86	02	5.71	02	GLOB UNIF	WV 0 1	
1326	LOAD Y 10041006	22.86	1	5.71	1	GLOB UNIF	WV 0 1	
1327	LOAD X 10021004	0.00-	1	5.71-	1	GLOB UNIF	WV 0 1	
1328	LOAD X 10021004	5.71-	1	5.71-	1	GLOB UNIF	WV 0 1	
1329	LOAD X 10021004	11.43-	1	5.71-	1	GLOB UNIF	WV 0 1	
1330	LOAD X 10021004	17.14-	1	5.71-	1	GLOB UNIF	WV 0 1	
1331	LOAD X 10021004	22.86-	1	5.71-	1	GLOB UNIF	WV 0 1	
1332	LOAD X 10021005	0.00	1	5.71	1	GLOB UNIF	WV 0 1	
1333	LOAD X 10021005	5.71	1	5.71	1	GLOB UNIF	WV 0 1	
1334	LOAD X 10021005	11.43	1	5.71	1	GLOB UNIF	WV 0 1	
1335	LOAD X 10021005	17.14	1	5.71	1	GLOB UNIF	WV 0 1	
1336	LOAD X 10021005	22.86	1	5.71	1	GLOB UNIF	WV 0 1	
1337	LOAD Y 10041005	0.00	02	5.72	02	GLOB UNIF	WV 0 1	
1338	LOAD Y 10041005	5.72	02	5.72	02	GLOB UNIF	WV 0 1	
1339	LOAD Y 10041005	11.43	02	5.72	02	GLOB UNIF	WV 0 1	
1340	LOAD Y 10041005	17.15	02	5.72	02	GLOB UNIF	WV 0 1	
1341	LOAD Y 10041005	22.86	02	5.72	02	GLOB UNIF	WV 0 1	
1342	LOAD Y 201 501	4.47	126	2.11	150	GLOB UNIF	WV 0 1	
1343	LOAD Y 201 501	6.57	150	2.11	172	GLOB UNIF	WV 0 1	
1344	LOAD Y 201 501	8.68	172	2.11	193	GLOB UNIF	WV 0 1	
1345	LOAD Y 201 501	10.79	193	2.11	208	GLOB UNIF	WV 0 1	
1346	LOAD Y 201 501	12.89	208	2.11	221	GLOB UNIF	WV 0 1	
1347	LOAD Y 203 503	4.47	126	2.11	150	GLOB UNIF	WV 0 1	
1348	LOAD Y 203 503	6.57	150	2.11	172	GLOB UNIF	WV 0 1	
1349	LOAD Y 203 503	8.68	172	2.11	193	GLOB UNIF	WV 0 1	
1350	LOAD Y 203 503	10.79	193	2.11	208	GLOB UNIF	WV 0 1	
1351	LOAD Y 203 503	12.89	208	2.11	221	GLOB UNIF	WV 0 1	
1352	LOAD Y 501 401	0.00	221	5.70	258	GLOB UNIF	WV 0 1	
1353	LOAD Y 501 401	5.70	258	5.70	249	GLOB UNIF	WV 0 1	
1354	LOAD Y 501 401	11.40	249	5.70	230	GLOB UNIF	WV 0 1	
1355	LOAD Y 501 401	17.10	230	5.70	181	GLOB UNIF	WV 0 1	
1356	LOAD Y 501 401	22.80	181	5.70	145	GLOB UNIF	WV 0 1	
1357	LOAD Y 503 403	0.00	221	5.70	258	GLOB UNIF	WV 0 1	
1358	LOAD Y 503 403	5.70	258	5.70	249	GLOB UNIF	WV 0 1	
1359	LOAD Y 503 403	11.40	249	5.70	230	GLOB UNIF	WV 0 1	
1360	LOAD Y 503 403	17.10	230	5.70	181	GLOB UNIF	WV 0 1	
1361	LOAD Y 503 403	22.80	181	5.70	145	GLOB UNIF	WV 0 1	
1362	LOAD Y 506 406	2.77	70	4.29	195	GLOB UNIF	WV 0 1	
1363	LOAD Y 506 406	7.06	195	4.29	212	GLOB UNIF	WV 0 1	
1364	LOAD Y 506 406	11.35	212	4.29	231	GLOB UNIF	WV 0 1	
1365	LOAD Y 506 406	15.64	231	4.29	204	GLOB UNIF	WV 0 1	
1366	LOAD Y 506 406	19.92	204	4.29	175	GLOB UNIF	WV 0-1	
1367	LOAD Y 506 406	24.21	175	4.29	152	GLOB UNIF	WV 0 1	
1368	LOAD X 401 501	0.00-	11	.91-	11	GLOB UNIF	WV 0 1	
1369	LOAD Y 401 501	0.00	240	.91	235	GLOB UNIF	WV 0 1	
1370	LOAD Z 401 501	0.00-	22	.91-	21	GLOB UNIF	WV 0 1	
1371	LOAD X 401 501	.91-	11	.91-	10	GLOB UNIF	WV 0 1	
1372	LOAD Y 401 501	.91	235	.91	230	GLOB UNIF	WV 0 1	

3-PILE ACKN STRUCTURE -- U.S. NAVY (42-IN. DIAMETER PILING) -- J.ATKINSUN

LINE NO.	1	1	2	2	3	3	4	4	5	5	6	6	7	7	8
	0....5		0....5		0....5		0....5		0....5		0....5		0....5		0
1373	LOAD Z	401 501	.91-	21	.91-	21					GLOB UNIF		WV 0 1		
1374	LOAD X	401 501	1.83-	10	.91-	10					GLOB UNIF		WV 0 1		
1375	LOAD Y	401 501	1.83	230	.91	225					GLOB UNIF		WV 0 1		
1376	LOAD Z	401 501	1.83-	21	.91-	20					GLOB UNIF		WV 0 1		
1377	LOAD X	401 501	2.74-	10	.91-	10					GLOB UNIF		WV 0 1		
1378	LOAD Y	401 501	2.74	225	.91	220					GLOB UNIF		WV 0 1		
1379	LOAD Z	401 501	2.74-	20	.91-	20					GLOB UNIF		WV 0 1		
1380	LOAD X	401 501	3.65-	10	.91-	10					GLOB UNIF		WV 0 1		
1381	LOAD Y	401 501	3.65	220	.91	215					GLOB UNIF		WV 0 1		
1382	LOAD Z	401 501	3.65-	20	.91-	20					GLOB UNIF		WV 0 1		
1383	LOAD X	403 503	0.00	11	.91	11					GLOB UNIF		WV 0 1		
1384	LOAD Y	403 503	0.00	240	.91	235					GLOB UNIF		WV 0 1		
1385	LOAD Z	403 503	0.00-	22	.91-	21					GLOB UNIF		WV 0 1		
1386	LOAD X	403 503	.91	11	.91	10					GLOB UNIF		WV 0 1		
1387	LOAD Y	403 503	.91	235	.91	230					GLOB UNIF		WV 0 1		
1388	LOAD Z	403 503	.91-	21	.91-	21					GLOB UNIF		WV 0 1		
1389	LOAD X	403 503	1.83	10	.91	10					GLOB UNIF		WV 0 1		
1390	LOAD Y	403 503	1.83	230	.91	225					GLOB UNIF		WV 0 1		
1391	LOAD Z	403 503	1.83-	21	.91-	20					GLOB UNIF		WV 0 1		
1392	LOAD X	403 503	2.74	10	.91	10					GLOB UNIF		WV 0 1		
1393	LOAD Y	403 503	2.74	225	.91	220					GLOB UNIF		WV 0 1		
1394	LOAD Z	403 503	2.74-	20	.91-	20					GLOB UNIF		WV 0 1		
1395	LOAD X	403 503	3.65	10	.91	10					GLOB UNIF		WV 0 1		
1396	LOAD Y	403 503	3.65	220	.91	215					GLOB UNIF		WV 0 1		
1397	LOAD Z	403 503	3.65-	20	.91-	20					GLOB UNIF		WV 0 1		
1398	LOAD Y	403 503	0.00	653	.91	652					GLOB UNIF		WV 0 1		
1399	LOAD Z	406 506	0.00	43	.91	42					GLOB UNIF		WV 0 1		
1400	LOAD Y	406 506	.91	252	.91	247					GLOB UNIF		WV 0 1		
1401	LOAD Z	406 506	.91	42	.91	41					GLOB UNIF		WV 0 1		
1402	LOAD Y	406 506	1.82	247	.91	241					GLOB UNIF		WV 0 1		
1403	LOAD Z	406 506	1.82	41	.91	40					GLOB UNIF		WV 0 1		
1404	LOAD Y	406 506	2.74	241	.91	236					GLOB UNIF		WV 0 1		
1405	LOAD Z	406 506	2.74	40	.91	39					GLOB UNIF		WV 0 1		
1406	LOAD Y	406 506	3.65	236	.91	230					GLOB UNIF		WV 0 1		
1407	LOAD Z	406 506	3.65	39	.91	38					GLOB UNIF		WV 0 1		
1408	LOAD X	501 601	0.00-	10	1.22-	10					GLOB UNIF		WV 0 1		
1409	LOAD Y	501 601	0.00	213	1.22	206					GLOB UNIF		WV 0 1		
1410	LOAD Z	501 601	0.00-	19	1.22-	19					GLOB UNIF		WV 0 1		
1411	LOAD X	501 601	1.22-	10	1.22-	10					GLOB UNIF		WV 0 1		
1412	LOAD Y	501 601	1.22	206	1.22	199					GLOB UNIF		WV 0 1		
1413	LOAD Z	501 601	1.22-	19	1.22-	18					GLOB UNIF		WV 0 1		
1414	LOAD X	501 601	2.43-	10	1.22-	09					GLOB UNIF		WV 0 1		
1415	LOAD Y	501 601	2.43	199	1.22	194					GLOB UNIF		WV 0 1		
1416	LOAD Z	501 601	2.43-	18	1.22-	17					GLOB UNIF		WV 0 1		
1417	LOAD X	501 601	3.65-	09	1.22-	09					GLOB UNIF		WV 0 1		
1418	LOAD Y	501 601	3.65	194	1.22	189					GLOB UNIF		WV 0 1		
1419	LOAD Z	501 601	3.65-	17	1.22-	17					GLOB UNIF		WV 0 1		
1420	LOAD X	501 601	4.87-	09	1.22-	09					GLOB UNIF		WV 0 1		
1421	LOAD Y	501 601	4.87	189	1.22	184					GLOB UNIF		WV 0 1		

STRAN INPUT DATA

3-PILE ACMH STRUCTURE -- U.S. NAVY (42-IN. DIAMETER PILING) -- J.ATKINSON

LINE NO.	1	1	2	2	3	3	4	4	5	5	6	7	7	8
1422	LOAD	Z	501	601	4.87-	17	1.22-	17			GLOB	UNIF	HV	0 1
1423	LOAD	A	503	603	0.00	10	1.22	10			GLOB	UNIF	HV	0 1
1424	LOAD	Y	503	603	0.00	213	1.22	206			GLOB	UNIF	HV	0 1
1425	LOAD	Z	503	603	0.00-	19	1.22-	19			GLOB	UNIF	HV	0 1
1426	LOAD	A	503	603	1.22	10	1.22	10			GLOB	UNIF	HV	0 1
1427	LOAD	Y	503	603	1.22	206	1.22	199			GLOB	UNIF	HV	0 1
1428	LOAD	Z	503	603	1.22-	19	1.22-	18			GLOB	UNIF	HV	0 1
1429	LOAD	A	503	603	2.43	10	1.22	09			GLOB	UNIF	HV	0 1
1430	LOAD	Y	503	603	2.43	199	1.22	194			GLOB	UNIF	HV	0 1
1431	LOAD	Z	503	603	2.43-	18	1.22-	17			GLOB	UNIF	HV	0 1
1432	LOAD	A	503	603	3.65	09	1.22	09			GLOB	UNIF	HV	0 1
1433	LOAD	Y	503	603	3.65	194	1.22	189			GLOB	UNIF	HV	0 1
1434	LOAD	Z	503	603	3.65-	17	1.22-	17			GLOB	UNIF	HV	0 1
1435	LOAD	A	503	603	4.87	09	1.22	09			GLOB	UNIF	HV	0 1
1436	LOAD	Y	503	603	4.87	189	1.22	184			GLOB	UNIF	HV	0 1
1437	LOAD	Z	503	603	4.87-	17	1.22-	17			GLOB	UNIF	HV	0 1
1438	LOAD	Y	505	605	0.00	227	1.22	220			GLOB	UNIF	HV	0 1
1439	LOAD	Z	505	605	0.00	36	1.22	37			GLOB	UNIF	HV	0 1
1440	LOAD	Y	505	605	1.22	220	1.22	213			GLOB	UNIF	HV	0 1
1441	LOAD	Z	505	605	1.22	37	1.22	35			GLOB	UNIF	HV	0 1
1442	LOAD	Y	505	605	2.43	213	1.22	207			GLOB	UNIF	HV	0 1
1443	LOAD	Z	505	605	2.43	35	1.22	35			GLOB	UNIF	HV	0 1
1444	LOAD	Y	505	605	3.65	207	1.22	203			GLOB	UNIF	HV	0 1
1445	LOAD	Z	505	605	3.65	35	1.22	34			GLOB	UNIF	HV	0 1
1446	LOAD	Y	505	605	4.87	203	1.22	196			GLOB	UNIF	HV	0 1
1447	LOAD	Z	505	605	4.87	34	1.22	33			GLOB	UNIF	HV	0 1
1448	LOAD	A	601	651	0.00-	09	1.22-	09			GLOB	UNIF	HV	0 1
1449	LOAD	Y	601	651	0.00	184	1.22	180			GLOB	UNIF	HV	0 1
1450	LOAD	Z	601	651	0.00-	17	1.22-	16			GLOB	UNIF	HV	0 1
1451	LOAD	A	601	651	1.22-	09	1.22-	09			GLOB	UNIF	HV	0 1
1452	LOAD	Y	601	651	1.22	180	1.22	175			GLOB	UNIF	HV	0 1
1453	LOAD	Z	601	651	1.22-	16	1.22-	16			GLOB	UNIF	HV	0 1
1454	LOAD	A	601	651	2.43-	09	1.22-	09			GLOB	UNIF	HV	0 1
1455	LOAD	Y	601	651	2.43	175	1.22	170			GLOB	UNIF	HV	0 1
1456	LOAD	Z	601	651	2.43-	16	1.22-	15			GLOB	UNIF	HV	0 1
1457	LOAD	A	601	651	3.65-	09	1.22-	09			GLOB	UNIF	HV	0 1
1458	LOAD	Y	601	651	3.65	170	1.22	166			GLOB	UNIF	HV	0 1
1459	LOAD	Z	601	651	3.65-	15	1.22-	15			GLOB	UNIF	HV	0 1
1460	LOAD	A	601	651	4.87-	09	1.22-	08			GLOB	UNIF	HV	0 1
1461	LOAD	Y	601	651	4.87	166	1.22	161			GLOB	UNIF	HV	0 1
1462	LOAD	Z	601	651	4.87-	15	1.22-	15			GLOB	UNIF	HV	0 1
1463	LOAD	A	603	653	0.00	09	1.22	09			GLOB	UNIF	HV	0 1
1464	LOAD	Y	603	653	0.00	184	1.22	180			GLOB	UNIF	HV	0 1
1465	LOAD	Z	603	653	0.00-	17	1.22-	16			GLOB	UNIF	HV	0 1
1466	LOAD	A	603	653	1.22	09	1.22	09			GLOB	UNIF	HV	0 1
1467	LOAD	Y	603	653	1.22	180	1.22	175			GLOB	UNIF	HV	0 1
1468	LOAD	Z	603	653	1.22-	16	1.22-	16			GLOB	UNIF	HV	0 1
1469	LOAD	A	603	653	2.43	09	1.22	09			GLOB	UNIF	HV	0 1
1470	LOAD	Y	603	653	2.43	175	1.22	170			GLOB	UNIF	HV	0 1

3-PILE ACHR STRUCTURE -- U.S. NAVY (42-IN. DIAMETER PILING) -- J.ATKINSON

LINE NO.	1	1	2	2	3	3	4	4	5	5	6	6	7	7	8
1471	LOAD Z	603	633	2.43-	16	1.22-	15			GLOB	UNIF		WV	0	1
1472	LOAD X	603	633	3.65	09	1.22	09			GLOB	UNIF		WV	0	1
1473	LOAD Y	603	633	3.65	170	1.22	166			GLOB	UNIF		WV	0	1
1474	LOAD Z	603	633	3.65-	15	1.22-	15			GLOB	UNIF		WV	0	1
1475	LOAD X	603	633	4.87	09	1.22	08			GLOB	UNIF		WV	0	1
1476	LOAD Y	603	633	4.87	166	1.22	161			GLOB	UNIF		WV	0	1
1477	LOAD Z	603	633	4.87-	15	1.22-	15			GLOB	UNIF		WV	0	1
1478	LOAD Y	606	636	0.00	196	1.22	193			GLOB	UNIF		WV	0	1
1479	LOAD Z	606	636	0.00	33	1.22	32			GLOB	UNIF		WV	0	1
1480	LOAD Y	606	636	1.22	193	1.22	189			GLOB	UNIF		WV	0	1
1481	LOAD Z	606	636	1.22	32	1.22	31			GLOB	UNIF		WV	0	1
1482	LOAD Y	606	636	2.43	189	1.22	184			GLOB	UNIF		WV	0	1
1483	LOAD Z	606	636	2.43	31	1.22	31			GLOB	UNIF		WV	0	1
1484	LOAD X	606	636	3.65	184	1.22	180			GLOB	UNIF		WV	0	1
1485	LOAD Z	606	636	3.65	31	1.22	30			GLOB	UNIF		WV	0	1
1486	LOAD Y	606	636	4.87	180	1.22	175			GLOB	UNIF		WV	0	1
1487	LOAD Z	606	636	4.87	30	1.22	29			GLOB	UNIF		WV	0	1
1488	LOAD X	631	651	0.00-	16	1.22-	16			GLOB	UNIF		WV	0	1
1489	LOAD Y	631	651	0.00	235	1.22	229			GLOB	UNIF		WV	0	1
1490	LOAD Z	631	651	0.00-	22	1.22-	22			GLOB	UNIF		WV	0	1
1491	LOAD X	631	651	1.22-	16	1.22-	16			GLOB	UNIF		WV	0	1
1492	LOAD Y	631	651	1.22	229	1.22	223			GLOB	UNIF		WV	0	1
1493	LOAD Z	631	651	1.22-	22	1.22-	21			GLOB	UNIF		WV	0	1
1494	LOAD X	631	651	2.43-	16	1.22-	17			GLOB	UNIF		WV	0	1
1495	LOAD Y	631	651	2.43	223	1.22	218			GLOB	UNIF		WV	0	1
1496	LOAD Z	631	651	2.43-	21	1.22-	21			GLOB	UNIF		WV	0	1
1497	LOAD X	631	651	3.65-	17	1.22-	17			GLOB	UNIF		WV	0	1
1498	LOAD Y	631	651	3.65	218	1.22	213			GLOB	UNIF		WV	0	1
1499	LOAD Z	631	651	3.65-	21	1.22-	20			GLOB	UNIF		WV	0	1
1500	LOAD X	631	651	4.87-	17	1.22-	17			GLOB	UNIF		WV	0	1
1501	LOAD Y	631	651	4.87	213	1.22	207			GLOB	UNIF		WV	0	1
1502	LOAD Z	631	651	4.87-	20	1.22-	20			GLOB	UNIF		WV	0	1
1503	LOAD X	633	653	0.00	16	1.22	16			GLOB	UNIF		WV	0	1
1504	LOAD Y	633	653	0.00	235	1.22	229			GLOB	UNIF		WV	0	1
1505	LOAD Z	633	653	0.00-	22	1.22-	22			GLOB	UNIF		WV	0	1
1506	LOAD X	633	653	1.22	16	1.22	16			GLOB	UNIF		WV	0	1
1507	LOAD Y	633	653	1.22	229	1.22	223			GLOB	UNIF		WV	0	1
1508	LOAD Z	633	653	1.22-	22	1.22-	21			GLOB	UNIF		WV	0	1
1509	LOAD X	633	653	2.43	16	1.22	17			GLOB	UNIF		WV	0	1
1510	LOAD Y	633	653	2.43	223	1.22	218			GLOB	UNIF		WV	0	1
1511	LOAD Z	633	653	2.43-	21	1.22-	21			GLOB	UNIF		WV	0	1
1512	LOAD X	633	653	3.65	17	1.22	17			GLOB	UNIF		WV	0	1
1513	LOAD Y	633	653	3.65	218	1.22	213			GLOB	UNIF		WV	0	1
1514	LOAD Z	633	653	3.65-	21	1.22-	20			GLOB	UNIF		WV	0	1
1515	LOAD X	633	653	4.87	17	1.22	17			GLOB	UNIF		WV	0	1
1516	LOAD Y	633	653	4.87	213	1.22	207			GLOB	UNIF		WV	0	1
1517	LOAD Z	633	653	4.87-	20	1.22-	20			GLOB	UNIF		WV	0	1
1518	LOAD Y	656	656	0.00	281	1.22	274			GLOB	UNIF		WV	0	1
1519	LOAD Z	656	656	0.00	47	1.22	46			GLOB	UNIF		WV	0	1

3-PILE ACMR STRUCTURE -- U.S. NAVY (42-IN. DIAMETER PILING) -- J.ATKINSON

LINE NO.																			
1520	LOAD	Y	655	656	1.22	274	1.22	268					GLOB	UNIF	WV	0	1		
1521	LOAD	Z	655	656	1.22	46	1.22	45					GLOB	UNIF	WV	0	1		
1522	LOAD	Y	656	656	2.43	268	1.22	263					GLOB	UNIF	WV	0	1		
1523	LOAD	Z	655	656	2.43	45	1.22	44					GLOB	UNIF	WV	0	1		
1524	LOAD	Y	655	656	3.65	263	1.22	257					GLOB	UNIF	WV	0	1		
1525	LOAD	Z	656	656	3.65	44	1.22	43					GLOB	UNIF	WV	0	1		
1526	LOAD	Y	655	656	4.87	257	1.22	251					GLOB	UNIF	WV	0	1		
1527	LOAD	Z	655	656	4.87	43	1.22	42					GLOB	UNIF	WV	0	1		
1528	LOAD	A	651	701	0.00-	17	1.42-	16					GLOB	UNIF	WV	0	1		
1529	LOAD	Y	651	701	0.00	207	1.42	201					GLOB	UNIF	WV	0	1		
1530	LOAD	Z	651	701	0.00-	20	1.42-	19					GLOB	UNIF	WV	0	1		
1531	LOAD	A	651	701	1.42-	16	1.42-	16					GLOB	UNIF	WV	0	1		
1532	LOAD	Y	651	701	1.42	201	1.42	195					GLOB	UNIF	WV	0	1		
1533	LOAD	Z	651	701	1.42-	19	1.42-	18					GLOB	UNIF	WV	0	1		
1534	LOAD	A	651	701	2.84-	16	1.42-	15					GLOB	UNIF	WV	0	1		
1535	LOAD	Y	651	701	2.84	195	1.42	189					GLOB	UNIF	WV	0	1		
1536	LOAD	Z	651	701	2.84-	18	1.42-	18					GLOB	UNIF	WV	0	1		
1537	LOAD	A	651	701	4.26-	15	1.42-	15					GLOB	UNIF	WV	0	1		
1538	LOAD	Y	651	701	4.26	189	1.42	184					GLOB	UNIF	WV	0	1		
1539	LOAD	Z	651	701	4.26-	18	1.42-	17					GLOB	UNIF	WV	0	1		
1540	LOAD	A	651	701	5.68-	15	1.42-	15					GLOB	UNIF	WV	0	1		
1541	LOAD	Y	651	701	5.68	184	1.42	179					GLOB	UNIF	WV	0	1		
1542	LOAD	Z	651	701	5.68-	17	1.42-	17					GLOB	UNIF	WV	0	1		
1543	LOAD	A	653	703	0.00	17	1.42	16					GLOB	UNIF	WV	0	1		
1544	LOAD	Y	653	703	0.00	207	1.42	201					GLOB	UNIF	WV	0	1		
1545	LOAD	Z	653	703	0.00-	20	1.42-	19					GLOB	UNIF	WV	0	1		
1546	LOAD	A	653	703	1.42	16	1.42	16					GLOB	UNIF	WV	0	1		
1547	LOAD	Y	653	703	1.42	201	1.42	195					GLOB	UNIF	WV	0	1		
1548	LOAD	Z	653	703	1.42-	19	1.42-	18					GLOB	UNIF	WV	0	1		
1549	LOAD	A	653	703	2.84	16	1.42	15					GLOB	UNIF	WV	0	1		
1550	LOAD	Y	653	703	2.84	195	1.42	189					GLOB	UNIF	WV	0	1		
1551	LOAD	Z	653	703	2.84-	18	1.42-	18					GLOB	UNIF	WV	0	1		
1552	LOAD	A	653	703	4.26	15	1.42	15					GLOB	UNIF	WV	0	1		
1553	LOAD	Y	653	703	4.26	189	1.42	184					GLOB	UNIF	WV	0	1		
1554	LOAD	Z	653	703	4.26-	18	1.42-	17					GLOB	UNIF	WV	0	1		
1555	LOAD	A	653	703	5.68	15	1.42	15					GLOB	UNIF	WV	0	1		
1556	LOAD	Y	653	703	5.68	184	1.42	179					GLOB	UNIF	WV	0	1		
1557	LOAD	Z	653	703	5.68-	17	1.42-	17					GLOB	UNIF	WV	0	1		
1558	LOAD	Y	656	706	0.00	251	1.42	244					GLOB	UNIF	WV	0	1		
1559	LOAD	Z	656	706	0.00	42	1.42	41					GLOB	UNIF	WV	0	1		
1560	LOAD	Y	656	706	1.42	244	1.42	237					GLOB	UNIF	WV	0	1		
1561	LOAD	Z	656	706	1.42	41	1.42	40					GLOB	UNIF	WV	0	1		
1562	LOAD	Y	656	706	2.84	237	1.42	230					GLOB	UNIF	WV	0	1		
1563	LOAD	Z	656	706	2.84	40	1.42	38					GLOB	UNIF	WV	0	1		
1564	LOAD	Y	656	706	4.26	230	1.42	224					GLOB	UNIF	WV	0	1		
1565	LOAD	Z	656	706	4.26	38	1.42	37					GLOB	UNIF	WV	0	1		
1566	LOAD	Y	656	706	5.68	224	1.42	219					GLOB	UNIF	WV	0	1		
1567	LOAD	Z	656	706	5.68	37	1.42	37					GLOB	UNIF	WV	0	1		
1568	LOAD	A	701	801	0.00-	13	0.89-	11					GLOB	UNIF	WV	0	1		

SPILE ACMR STRUCTURE == U.S. NAVY (42-IN. DIAMETER PILING) == J.ATKINSON

LINE NO.	1	1	2	2	3	3	4	4	5	5	6	6	7	8
1...5....0....5....0....5....0....5....0....5....0....5....0....5....0....5....0														
1569	LOAD Y	701 801	0.00	171	0.69	150					GLOB UNIF		WV 0 1	
1570	LOAD Z	701 801	0.00-	10	0.69-	14					GLOB UNIF		WV 0 1	
1571	LOAD A	701 801	0.69-	11	0.69-	10					GLOB UNIF		WV 0 1	
1572	LOAD Y	701 801	0.69	150	0.69	135					GLOB UNIF		WV 0 1	
1573	LOAD Z	701 801	0.69-	14	0.69-	13					GLOB UNIF		WV 0 1	
1574	LOAD A	701 801	13.79-	10	0.69-	08					GLOB UNIF		WV 0 1	
1575	LOAD Y	701 801	13.79	135	0.69	121					GLOB UNIF		WV 0 1	
1576	LOAD Z	701 801	13.79-	13	0.69-	11					GLOB UNIF		WV 0 1	
1577	LOAD A	701 801	20.68-	08	0.69-	07					GLOB UNIF		WV 0 1	
1578	LOAD Y	701 801	20.68	121	0.69	107					GLOB UNIF		WV 0 1	
1579	LOAD Z	701 801	20.68-	11	0.69-	10					GLOB UNIF		WV 0 1	
1580	LOAD A	701 801	27.57-	07	0.69-	05					GLOB UNIF		WV 0 1	
1581	LOAD Y	701 801	27.57	107	0.69	96					GLOB UNIF		WV 0 1	
1582	LOAD Z	701 801	27.57-	10	0.69-	09					GLOB UNIF		WV 0 1	
1583	LOAD A	703 803	0.00	13	0.69	11					GLOB UNIF		WV 0 1	
1584	LOAD Y	703 803	0.00	171	0.69	150					GLOB UNIF		WV 0 1	
1585	LOAD Z	703 803	0.00-	16	0.69-	14					GLOB UNIF		WV 0 1	
1586	LOAD A	703 803	0.69	11	0.69	10					GLOB UNIF		WV 0 1	
1587	LOAD Y	703 803	0.69	150	0.69	135					GLOB UNIF		WV 0 1	
1588	LOAD Z	703 803	0.69-	14	0.69-	13					GLOB UNIF		WV 0 1	
1589	LOAD A	703 803	13.79	10	0.69	08					GLOB UNIF		WV 0 1	
1590	LOAD Y	703 803	13.79	135	0.69	121					GLOB UNIF		WV 0 1	
1591	LOAD Z	703 803	13.79-	13	0.69-	11					GLOB UNIF		WV 0 1	
1592	LOAD A	703 803	20.68	08	0.69	07					GLOB UNIF		WV 0 1	
1593	LOAD Y	703 803	20.68	121	0.69	107					GLOB UNIF		WV 0 1	
1594	LOAD Z	703 803	20.68-	11	0.69-	10					GLOB UNIF		WV 0 1	
1595	LOAD A	703 803	27.57	07	0.69	05					GLOB UNIF		WV 0 1	
1596	LOAD Y	703 803	27.57	107	0.69	96					GLOB UNIF		WV 0 1	
1597	LOAD Z	703 803	27.57-	10	0.69-	09					GLOB UNIF		WV 0 1	
1598	LOAD Y	705 805	0.00	204	0.69	181					GLOB UNIF		WV 0 1	
1599	LOAD Z	705 805	0.00	34	0.69	30					GLOB UNIF		WV 0 1	
1600	LOAD Y	705 805	0.69	181	0.69	165					GLOB UNIF		WV 0 1	
1601	LOAD Z	705 805	0.69	30	0.69	26					GLOB UNIF		WV 0 1	
1602	LOAD Y	705 805	13.79	165	0.69	151					GLOB UNIF		WV 0 1	
1603	LOAD Z	705 805	13.79	28	0.69	25					GLOB UNIF		WV 0 1	
1604	LOAD Y	705 805	20.68	151	0.69	137					GLOB UNIF		WV 0 1	
1605	LOAD Z	705 805	20.68	25	0.69	23					GLOB UNIF		WV 0 1	
1606	LOAD Y	705 805	27.58	137	0.69	126					GLOB UNIF		WV 0 1	
1607	LOAD Z	705 805	27.58	23	0.69	21					GLOB UNIF		WV 0 1	
1608	LOAD A	8011001	0.00-	06	3.83-	05					GLOB UNIF		WV 0 1	
1609	LOAD Y	8011001	0.00	96	3.83	93					GLOB UNIF		WV 0 1	
1610	LOAD Z	8011001	0.00-	09	3.83-	08					GLOB UNIF		WV 0 1	
1611	LOAD A	8011001	3.83-	05	3.83-	04					GLOB UNIF		WV 0 1	
1612	LOAD Y	8011001	3.83	93	3.83	89					GLOB UNIF		WV 0 1	
1613	LOAD Z	8011001	3.83-	08	3.83-	08					GLOB UNIF		WV 0 1	
1614	LOAD A	8011001	7.66-	04	3.83-	03					GLOB UNIF		WV 0 1	
1615	LOAD Y	8011001	7.66	89	3.83	84					GLOB UNIF		WV 0 1	
1616	LOAD Z	8011001	7.66-	08	3.83-	07					GLOB UNIF		WV 0 1	
1617	LOAD A	8011001	11.49-	03	3.83-	03					GLOB UNIF		WV 0 1	

STRAN INPUT DATA

3-PILE ALMR STRUCTURE == U.S. NAVY (42-IN. DIAMETER PILING) == J.ATKINSON

LINE NO.	1	1	2	2	3	3	4	4	5	5	6	6	7	7	8
	1...5....0....5....0....5....0....5....0....5....0....5....0....5....0....5....0														
1018	LOAD Y	8011001	11.49	84	5.83	80					GLOB UNIF		WV 0 1		
1019	LOAD Z	8011001	11.49-	07	5.83-	07					GLOB UNIF		WV 0 1		
1020	LOAD X	8011001	15.32-	03	5.83-	02					GLOB UNIF		WV 0 1		
1021	LOAD Y	8011001	15.32	80	5.83	77					GLOB UNIF		WV 0 1		
1022	LOAD Z	8011001	15.32-	07	5.83-	07					GLOB UNIF		WV 0 1		
1023	LOAD X	8011001	19.15-	02	5.83-	1					GLOB UNIF		WV 0 1		
1024	LOAD Y	8011001	19.15	77	5.83	73					GLOB UNIF		WV 0 1		
1025	LOAD Z	8011001	19.15-	07	5.83-	06					GLOB UNIF		WV 0 1		
1026	LOAD X	8011001	22.98-	1	5.83-	03					GLOB UNIF		WV 0 1		
1027	LOAD Y	8011001	22.98	73	5.83	55					GLOB UNIF		WV 0 1		
1028	LOAD Z	8011001	22.98-	06	5.83-	05					GLOB UNIF		WV 0 1		
1029	LOAD X	8011001	26.81-	03	5.83-	1					GLOB UNIF		WV 0 1		
1030	LOAD Y	8011001	26.81	55	5.83	26					GLOB UNIF		WV 0 1		
1031	LOAD Z	8011001	26.81-	05	5.83-	02					GLOB UNIF		WV 0 1		
1032	LOAD X	8011001	30.64-	1	5.83						GLOB UNIF		WV 0 1		
1033	LOAD Y	8011001	30.64	26	5.41						GLOB UNIF		WV 0 1		
1034	LOAD Y	8011001	34.45		.42-	03					GLOB UNIF		WV 0 1		
1035	LOAD Z	8011001	30.64-	02	5.39						GLOB UNIF		WV 0 1		
1036	LOAD X	8031003	0.00	06	5.83	05					GLOB UNIF		WV 0 1		
1037	LOAD Y	8031003	0.00	98	5.83	93					GLOB UNIF		WV 0 1		
1038	LOAD Z	8031003	0.00-	09	5.83-	08					GLOB UNIF		WV 0 1		
1039	LOAD X	8031003	3.83	05	5.83	04					GLOB UNIF		WV 0 1		
1040	LOAD Y	8031003	3.83	93	5.83	89					GLOB UNIF		WV 0 1		
1041	LOAD Z	8031003	3.83-	06	5.83-	08					GLOB UNIF		WV 0 1		
1042	LOAD X	8031003	7.66	04	5.83	03					GLOB UNIF		WV 0 1		
1043	LOAD Y	8031003	7.66	89	5.83	84					GLOB UNIF		WV 0 1		
1044	LOAD Z	8031003	7.66-	08	5.83-	07					GLOB UNIF		WV 0 1		
1045	LOAD X	8031003	11.49	05	5.83	03					GLOB UNIF		WV 0 1		
1046	LOAD Y	8031003	11.49	84	5.83	80					GLOB UNIF		WV 0 1		
1047	LOAD Z	8031003	11.49-	07	5.83-	07					GLOB UNIF		WV 0 1		
1048	LOAD X	8031003	15.32	05	5.83	02					GLOB UNIF		WV 0 1		
1049	LOAD Y	8031003	15.32	80	5.83	77					GLOB UNIF		WV 0 1		
1050	LOAD Z	8031003	15.32-	07	5.83-	07					GLOB UNIF		WV 0 1		
1051	LOAD X	8031003	19.15	02	5.83	1					GLOB UNIF		WV 0 1		
1052	LOAD Y	8031003	19.15	77	5.83	73					GLOB UNIF		WV 0 1		
1053	LOAD Z	8031003	19.15-	07	5.83-	06					GLOB UNIF		WV 0 1		
1054	LOAD X	8031003	22.98	1	5.83	03					GLOB UNIF		WV 0 1		
1055	LOAD Y	8031003	22.98	73	5.83	55					GLOB UNIF		WV 0 1		
1056	LOAD Z	8031003	22.98-	06	5.83-	05					GLOB UNIF		WV 0 1		
1057	LOAD X	8031003	26.81	03	5.83	1					GLOB UNIF		WV 0 1		
1058	LOAD Y	8031003	26.81	55	5.83	26					GLOB UNIF		WV 0 1		
1059	LOAD Z	8031003	26.81-	05	5.83-	02					GLOB UNIF		WV 0 1		
1060	LOAD X	8031003	30.64	1	5.83						GLOB UNIF		WV 0 1		
1061	LOAD Y	8031003	30.64	26	5.41						GLOB UNIF		WV 0 1		
1062	LOAD Y	8031003	34.45		.42-	03					GLOB UNIF		WV 0 1		
1063	LOAD Z	8031003	30.64-	02	5.39						GLOB UNIF		WV 0 1		
1064	LOAD Y	8061006	0.00	126	4.92	123					GLOB UNIF		WV 0 1		
1065	LOAD Z	8061006	0.00	21	4.92	20					GLOB UNIF		WV 0 1		
1066	LOAD Y	8061006	4.92	123	4.92	118					GLOB UNIF		WV 0 1		

S-PILE ACMR STRUCTURE -- U.S. NAVY (42-IN. DIAMETER PILING) -- J.ATKINSON

LINE NO.			1	1	2	2	3	3	4	4	5	5	6	6	7	7	8
1...5	0	5	0	5	0	5	0	5	0	5	0	5	0	5	0	5	0
1667	LOAD	Z	806	1006	4.92	20	4.92	20					GLOB	UNIF	WV	0	1
1668	LOAD	Y	806	1006	9.85	118	4.92	112					GLOB	UNIF	WV	0	1
1669	LOAD	Z	806	1006	9.85	20	4.92	19					GLOB	UNIF	WV	0	1
1670	LOAD	Y	806	1006	14.77	112	4.92	109					GLOB	UNIF	WV	0	1
1671	LOAD	Z	806	1006	14.77	19	4.92	18					GLOB	UNIF	WV	0	1
1672	LOAD	Y	806	1006	19.70	109	4.92	104					GLOB	UNIF	WV	0	1
1673	LOAD	Z	806	1006	19.70	18	4.92	17					GLOB	UNIF	WV	0	1
1674	LOAD	Y	806	1006	24.62	104	4.92	75					GLOB	UNIF	WV	0	1
1675	LOAD	Z	806	1006	24.62	17	4.92	12					GLOB	UNIF	WV	0	1
1676	LOAD	Y	806	1006	29.54	75	4.92	45					GLOB	UNIF	WV	0	1
1677	LOAD	Z	806	1006	29.54	12	4.92	07					GLOB	UNIF	WV	0	1
1678	LOADCN		2														
1679	LOAD	Y	401	510	0.00-	780							GLOB	CONC	WN	0	2
1680	LOAD	X	401	510							0.00	472951	GLOB	MOMT	WN	0	2
1681	LOAD	Y	403	511	0.00-	780							GLOB	CONC	WN	0	2
1682	LOAD	X	403	511							0.00	472951	GLOB	MOMT	WN	0	2
1683	LOAD	Y	406	512	0.00-	780							GLOB	CONC	WN	0	2
1684	LOAD	X	406	512							0.00	472951	GLOB	MOMT	WN	0	2
1685	LOAD	X	201	503	15.74	05	3.58	06					GLOB	UNIF	WV	0	2
1686	LOAD	Y	201	503	15.74-	97	3.58-	116					GLOB	UNIF	WV	0	2
1687	LOAD	Z	201	503	15.74-	10	3.58-	12					GLOB	UNIF	WV	0	2
1688	LOAD	A	201	503	19.12	06	3.58	07					GLOB	UNIF	WV	0	2
1689	LOAD	Y	201	503	19.12-	118	3.58-	140					GLOB	UNIF	WV	0	2
1690	LOAD	Z	201	503	19.12-	12	3.58-	13					GLOB	UNIF	WV	0	2
1691	LOAD	A	201	503	22.50	07	3.58	08					GLOB	UNIF	WV	0	2
1692	LOAD	Y	201	503	22.50-	130	3.58-	154					GLOB	UNIF	WV	0	2
1693	LOAD	Z	201	503	22.50-	13	3.58-	15					GLOB	UNIF	WV	0	2
1694	LOAD	A	201	503	25.89	06	3.58	08					GLOB	UNIF	WV	0	2
1695	LOAD	Y	201	503	25.89-	154	3.58-	161					GLOB	UNIF	WV	0	2
1696	LOAD	Z	201	503	25.89-	15	3.58-	15					GLOB	UNIF	WV	0	2
1697	LOAD	A	201	503	29.27	08	3.58	08					GLOB	UNIF	WV	0	2
1698	LOAD	Y	201	503	29.27-	161	3.58-	169					GLOB	UNIF	WV	0	2
1699	LOAD	Z	201	503	29.27-	15	3.58-	16					GLOB	UNIF	WV	0	2
1700	LOAD	A	203	506	23.10	26	1.91	25					GLOB	UNIF	WV	0	2
1701	LOAD	Y	203	506	23.10-	51	1.91-	50					GLOB	UNIF	WV	0	2
1702	LOAD	Z	203	506	23.10-	60	1.91-	60					GLOB	UNIF	WV	0	2
1703	LOAD	A	203	506	25.01	25	1.91	22					GLOB	UNIF	WV	0	2
1704	LOAD	Y	203	506	25.01-	50	1.91-	47					GLOB	UNIF	WV	0	2
1705	LOAD	Z	203	506	25.01-	60	1.91-	58					GLOB	UNIF	WV	0	2
1706	LOAD	A	203	506	26.92	22	1.91	20					GLOB	UNIF	WV	0	2
1707	LOAD	Y	203	506	26.92-	47	1.91-	45					GLOB	UNIF	WV	0	2
1708	LOAD	Z	203	506	26.92-	56	1.91-	56					GLOB	UNIF	WV	0	2
1709	LOAD	A	203	506	28.83	20	1.91	18					GLOB	UNIF	WV	0	2
1710	LOAD	Y	203	506	28.83-	45	1.91-	43					GLOB	UNIF	WV	0	2
1711	LOAD	Z	203	506	28.83-	56	1.91-	55					GLOB	UNIF	WV	0	2
1712	LOAD	A	203	506	30.74	16	1.91	16					GLOB	UNIF	WV	0	2
1713	LOAD	Y	203	506	30.74-	43	1.91-	41					GLOB	UNIF	WV	0	2
1714	LOAD	Z	203	506	30.74-	55	1.91-	54					GLOB	UNIF	WV	0	2
1715	LOAD	X	206	501	19.82-	79	2.56-	91					GLOB	UNIF	WV	0	2

3-PILE ACMR STRUCTURE -- U.S. NAVY (42-IN. DIAMETER PILING) -- J.ATKINSON

LINE NO.	1	2	3	4	5	6	7	8
1716	LOAD Y 206 301	19.82- 58	2.56- 71			GLOB UNIF	WV 0 2	
1717	LOAD Z 206 301	19.82 20	2.56 31			GLOB UNIF	WV 0 2	
1718	LOAD X 206 301	22.39- 91	2.56- 94			GLOB UNIF	WV 0 2	
1719	LOAD Y 206 301	22.39- 71	2.56- 77			GLOB UNIF	WV 0 2	
1720	LOAD Z 206 301	22.39 31	2.56 37			GLOB UNIF	WV 0 2	
1721	LOAD X 206 301	24.95- 94	2.56- 97			GLOB UNIF	WV 0 2	
1722	LOAD Y 206 301	24.95- 77	2.56- 82			GLOB UNIF	WV 0 2	
1723	LOAD Z 206 301	24.95 37	2.56 43			GLOB UNIF	WV 0 2	
1724	LOAD X 206 301	27.52- 97	2.56- 99			GLOB UNIF	WV 0 2	
1725	LOAD Y 206 301	27.52- 82	2.56- 87			GLOB UNIF	WV 0 2	
1726	LOAD Z 206 301	27.52 43	2.56 49			GLOB UNIF	WV 0 2	
1727	LOAD X 206 301	30.08- 99	2.56- 101			GLOB UNIF	WV 0 2	
1728	LOAD Y 206 301	30.08- 87	2.56- 91			GLOB UNIF	WV 0 2	
1729	LOAD Z 206 301	30.08 49	2.56 54			GLOB UNIF	WV 0 2	
1730	LOAD X 301 403	0.00 10	0.13 12			GLOB UNIF	WV 0 2	
1731	LOAD Y 301 403	0.00- 189	0.13- 197			GLOB UNIF	WV 0 2	
1732	LOAD Z 301 403	0.00- 10	0.13- 12			GLOB UNIF	WV 0 2	
1733	LOAD X 301 403	0.13 12	0.13 12			GLOB UNIF	WV 0 2	
1734	LOAD Y 301 403	0.13- 197	0.13- 199			GLOB UNIF	WV 0 2	
1735	LOAD Z 301 403	0.13- 12	0.13- 13			GLOB UNIF	WV 0 2	
1736	LOAD X 301 403	10.26 12	0.13 12			GLOB UNIF	WV 0 2	
1737	LOAD Y 301 403	10.26- 199	0.13- 192			GLOB UNIF	WV 0 2	
1738	LOAD Z 301 403	10.26- 13	0.13- 12			GLOB UNIF	WV 0 2	
1739	LOAD X 301 403	24.40 12	0.13 12			GLOB UNIF	WV 0 2	
1740	LOAD Y 301 403	24.40- 192	0.13- 150			GLOB UNIF	WV 0 2	
1741	LOAD Z 301 403	24.40- 12	0.13- 12			GLOB UNIF	WV 0 2	
1742	LOAD X 301 403	32.53 12	0.13 11			GLOB UNIF	WV 0 2	
1743	LOAD Y 301 403	32.53- 150	0.13- 120			GLOB UNIF	WV 0 2	
1744	LOAD Z 301 403	32.53- 12	0.13- 11			GLOB UNIF	WV 0 2	
1745	LOAD Y 301 303	0.00- 138	5.80- 138			GLOB UNIF	WV 0 2	
1746	LOAD Z 301 303	0.00- 14	5.80- 14			GLOB UNIF	WV 0 2	
1747	LOAD Y 301 303	5.80- 138	5.80- 138			GLOB UNIF	WV 0 2	
1748	LOAD Z 301 303	5.80- 14	5.80- 14			GLOB UNIF	WV 0 2	
1749	LOAD Y 301 303	11.60- 138	5.80- 138			GLOB UNIF	WV 0 2	
1750	LOAD Z 301 303	11.60- 14	5.80- 14			GLOB UNIF	WV 0 2	
1751	LOAD Y 301 303	17.40- 138	5.80- 138			GLOB UNIF	WV 0 2	
1752	LOAD Z 301 303	17.40- 14	5.80- 14			GLOB UNIF	WV 0 2	
1753	LOAD Y 301 303	23.20- 138	5.80- 138			GLOB UNIF	WV 0 2	
1754	LOAD Z 301 303	23.20- 14	5.80- 14			GLOB UNIF	WV 0 2	
1755	LOAD X 303 306	0.00 60	5.80 63			GLOB UNIF	WV 0 2	
1756	LOAD Y 303 306	0.00- 35	5.80- 38			GLOB UNIF	WV 0 2	
1757	LOAD Z 303 306	0.00- 14	5.80- 18			GLOB UNIF	WV 0 2	
1758	LOAD X 303 306	5.80 63	5.80 61			GLOB UNIF	WV 0 2	
1759	LOAD Y 303 306	5.80- 38	5.80- 35			GLOB UNIF	WV 0 2	
1760	LOAD Z 303 306	5.80- 18	5.80- 21			GLOB UNIF	WV 0 2	
1761	LOAD X 303 306	11.60 61	5.80 52			GLOB UNIF	WV 0 2	
1762	LOAD Y 303 306	11.60- 35	5.80- 30			GLOB UNIF	WV 0 2	
1763	LOAD Z 303 306	11.60- 21	5.80- 23			GLOB UNIF	WV 0 2	
1764	LOAD X 303 306	17.40 52	5.80 41			GLOB UNIF	WV 0 2	

STRAIN GAGE DATA

5-PILE ACOR STRUCTURE -- U.S. NAVY (42-IN. DIAMETER PILING) -- J.ATKINSON

LINE NO.	1	2	3	4	5	6	7	8
1784	LOAD Y	503 506	17.40-	30	5.80-	24	GLOB UNIF	WV 0 2
1785	LOAD Z	503 506	17.40-	23	5.80-	25	GLOB UNIF	WV 0 2
1786	LOAD A	503 506	23.20	41	5.80	27	GLOB UNIF	WV 0 2
1787	LOAD Y	503 506	23.20-	24	5.80-	16	GLOB UNIF	WV 0 2
1788	LOAD Z	503 506	23.20-	25	5.80-	26	GLOB UNIF	WV 0 2
1789	LOAD A	501 506	0.00-	60	5.80-	53	GLOB UNIF	WV 0 2
1790	LOAD Y	501 506	0.00-	55	5.80-	36	GLOB UNIF	WV 0 2
1791	LOAD Z	501 506	0.00-	14	5.80-	16	GLOB UNIF	WV 0 2
1792	LOAD A	501 506	5.80-	65	5.80-	61	GLOB UNIF	WV 0 2
1793	LOAD Y	501 506	5.80-	56	5.80-	35	GLOB UNIF	WV 0 2
1794	LOAD Z	501 506	5.80-	18	5.80-	21	GLOB UNIF	WV 0 2
1795	LOAD A	501 506	11.60-	61	5.80-	52	GLOB UNIF	WV 0 2
1796	LOAD Y	501 506	11.60-	35	5.80-	30	GLOB UNIF	WV 0 2
1797	LOAD Z	501 506	11.60-	21	5.80-	25	GLOB UNIF	WV 0 2
1798	LOAD A	501 506	17.40-	52	5.80-	41	GLOB UNIF	WV 0 2
1799	LOAD Y	501 506	17.40-	30	5.80-	24	GLOB UNIF	WV 0 2
1800	LOAD Z	501 506	17.40-	25	5.80-	25	GLOB UNIF	WV 0 2
1801	LOAD A	501 506	23.20-	41	5.80-	27	GLOB UNIF	WV 0 2
1802	LOAD Y	501 506	23.20-	24	5.80-	16	GLOB UNIF	WV 0 2
1803	LOAD Z	501 506	23.20-	25	5.80-	26	GLOB UNIF	WV 0 2
1804	LOAD Y	501 502	0.00-	70	3.03-	70	GLOB UNIF	WV 0 2
1805	LOAD Z	501 502	0.00-	09	3.03-	09	GLOB UNIF	WV 0 2
1806	LOAD Y	501 502	3.03-	70	3.03-	70	GLOB UNIF	WV 0 2
1807	LOAD Z	501 502	3.03-	09	3.03-	09	GLOB UNIF	WV 0 2
1808	LOAD Y	501 502	6.06-	70	3.03-	70	GLOB UNIF	WV 0 2
1809	LOAD Z	501 502	6.06-	09	3.03-	09	GLOB UNIF	WV 0 2
1810	LOAD Y	501 502	9.09-	70	3.03-	70	GLOB UNIF	WV 0 2
1811	LOAD Z	501 502	9.09-	09	3.03-	09	GLOB UNIF	WV 0 2
1812	LOAD Y	501 502	12.12-	70	3.03-	70	GLOB UNIF	WV 0 2
1813	LOAD Z	501 502	12.12-	09	3.03-	09	GLOB UNIF	WV 0 2
1814	LOAD Y	502 503	0.00-	70	3.03-	70	GLOB UNIF	WV 0 2
1815	LOAD Z	502 503	0.00-	09	3.03-	09	GLOB UNIF	WV 0 2
1816	LOAD Y	502 503	3.03-	70	3.03-	70	GLOB UNIF	WV 0 2
1817	LOAD Z	502 503	3.03-	09	3.03-	09	GLOB UNIF	WV 0 2
1818	LOAD Y	502 503	6.06-	70	3.03-	70	GLOB UNIF	WV 0 2
1819	LOAD Z	502 503	6.06-	09	3.03-	09	GLOB UNIF	WV 0 2
1820	LOAD Y	502 503	9.09-	70	3.03-	70	GLOB UNIF	WV 0 2
1821	LOAD Z	502 503	9.09-	09	3.03-	09	GLOB UNIF	WV 0 2
1822	LOAD Y	502 503	12.12-	70	3.03-	70	GLOB UNIF	WV 0 2
1823	LOAD Z	502 503	12.12-	09	3.03-	09	GLOB UNIF	WV 0 2
1824	LOAD A	503 505	0.00	30	3.03	30	GLOB UNIF	WV 0 2
1825	LOAD Y	503 505	0.00-	17	3.03-	17	GLOB UNIF	WV 0 2
1826	LOAD Z	503 505	0.00-	09	3.03-	09	GLOB UNIF	WV 0 2
1827	LOAD A	503 505	3.03	30	3.03	30	GLOB UNIF	WV 0 2
1828	LOAD Y	503 505	3.03-	17	3.03-	17	GLOB UNIF	WV 0 2
1829	LOAD Z	503 505	3.03-	09	3.03-	10	GLOB UNIF	WV 0 2
1830	LOAD A	503 505	6.06	30	3.03	30	GLOB UNIF	WV 0 2
1831	LOAD Y	503 505	6.06-	17	3.03-	17	GLOB UNIF	WV 0 2
1832	LOAD Z	503 505	6.06-	10	3.03-	10	GLOB UNIF	WV 0 2

3-PILE ACTION STRUCTURE -- U.S. NAVY (42-IN. DIAMETER PILING) -- J.ATKINSON

LINE NO.	1	2	3	4	5	6	7	8
1014	LOAD X 505 505	9.69	30	3.03	29	GLOB UNIF	WV 0 2	
1015	LOAD Y 505 505	9.09-	17	3.03-	17	GLOB UNIF	WV 0 2	
1016	LOAD Z 505 505	9.09-	10	3.03-	10	GLOB UNIF	WV 0 2	
1017	LOAD X 505 505	12.12	29	3.03	29	GLOB UNIF	WV 0 2	
1018	LOAD Y 505 505	12.12-	17	3.03-	17	GLOB UNIF	WV 0 2	
1019	LOAD Z 505 505	12.12-	10	3.03-	10	GLOB UNIF	WV 0 2	
1020	LOAD X 505 506	0.00	29	3.03	28	GLOB UNIF	WV 0 2	
1021	LOAD Y 505 506	0.00-	17	3.03-	16	GLOB UNIF	WV 0 2	
1022	LOAD Z 505 506	0.00-	10	3.03-	10	GLOB UNIF	WV 0 2	
1023	LOAD X 505 506	3.03	28	3.03	28	GLOB UNIF	WV 0 2	
1024	LOAD Y 505 506	3.03-	16	3.03-	16	GLOB UNIF	WV 0 2	
1025	LOAD Z 505 506	3.03-	10	3.03-	10	GLOB UNIF	WV 0 2	
1026	LOAD X 505 506	0.06	28	3.03	27	GLOB UNIF	WV 0 2	
1027	LOAD Y 505 506	0.06-	16	3.03-	15	GLOB UNIF	WV 0 2	
1028	LOAD Z 505 506	0.06-	10	3.03-	10	GLOB UNIF	WV 0 2	
1029	LOAD X 505 506	9.09	27	3.03	26	GLOB UNIF	WV 0 2	
1030	LOAD Y 505 506	9.09-	15	3.03-	15	GLOB UNIF	WV 0 2	
1031	LOAD Z 505 506	9.09-	10	3.03-	11	GLOB UNIF	WV 0 2	
1032	LOAD X 505 506	12.12	26	3.03	25	GLOB UNIF	WV 0 2	
1033	LOAD Y 505 506	12.12-	15	3.03-	15	GLOB UNIF	WV 0 2	
1034	LOAD Z 505 506	12.12-	11	3.03-	11	GLOB UNIF	WV 0 2	
1035	LOAD X 501 504	0.00	30	3.03-	30	GLOB UNIF	WV 0 2	
1036	LOAD Y 501 504	0.00-	17	3.03-	17	GLOB UNIF	WV 0 2	
1037	LOAD Z 501 504	0.00-	09	3.03-	09	GLOB UNIF	WV 0 2	
1038	LOAD X 501 504	3.03-	30	3.03-	30	GLOB UNIF	WV 0 2	
1039	LOAD Y 501 504	3.03-	17	3.03-	17	GLOB UNIF	WV 0 2	
1040	LOAD Z 501 504	3.03-	09	3.03-	10	GLOB UNIF	WV 0 2	
1041	LOAD X 501 504	0.06-	30	3.03-	30	GLOB UNIF	WV 0 2	
1042	LOAD Y 501 504	0.06-	17	3.03-	17	GLOB UNIF	WV 0 2	
1043	LOAD Z 501 504	0.06-	10	3.03-	10	GLOB UNIF	WV 0 2	
1044	LOAD X 501 504	9.09-	30	3.03-	29	GLOB UNIF	WV 0 2	
1045	LOAD Y 501 504	9.09-	17	3.03-	17	GLOB UNIF	WV 0 2	
1046	LOAD Z 501 504	9.09-	10	3.03-	10	GLOB UNIF	WV 0 2	
1047	LOAD X 501 504	12.12-	29	3.03-	29	GLOB UNIF	WV 0 2	
1048	LOAD Y 501 504	12.12-	17	3.03-	17	GLOB UNIF	WV 0 2	
1049	LOAD Z 501 504	12.12-	10	3.03-	10	GLOB UNIF	WV 0 2	
1050	LOAD X 504 506	0.00-	29	3.03-	28	GLOB UNIF	WV 0 2	
1051	LOAD Y 504 506	0.00-	17	3.03-	16	GLOB UNIF	WV 0 2	
1052	LOAD Z 504 506	0.00-	10	3.03-	10	GLOB UNIF	WV 0 2	
1053	LOAD X 504 506	3.03-	28	3.03-	28	GLOB UNIF	WV 0 2	
1054	LOAD Y 504 506	3.03-	16	3.03-	16	GLOB UNIF	WV 0 2	
1055	LOAD Z 504 506	3.03-	10	3.03-	10	GLOB UNIF	WV 0 2	
1056	LOAD X 504 506	0.06-	28	3.03-	27	GLOB UNIF	WV 0 2	
1057	LOAD Y 504 506	0.06-	16	3.03-	15	GLOB UNIF	WV 0 2	
1058	LOAD Z 504 506	0.06-	10	3.03-	10	GLOB UNIF	WV 0 2	
1059	LOAD X 504 506	9.09-	27	3.03-	26	GLOB UNIF	WV 0 2	
1060	LOAD Y 504 506	9.09-	15	3.03-	15	GLOB UNIF	WV 0 2	
1061	LOAD Z 504 506	9.09-	10	3.03-	11	GLOB UNIF	WV 0 2	
1062	LOAD X 504 506	12.12-	26	3.03-	25	GLOB UNIF	WV 0 2	

3-PILE ALPHA STRUCTURE == U.S. NAVY (42-IN. DIAMETER PILING) == J.ATAINSUN

LINE NO.	1	2	3	4	5	6	7	8
1883	LOAD Y 502 505	12.12-	15	3.03-	15	GLOB UNIF	WV 0 2	
1884	LOAD Z 502 505	12.12-	11	3.03-	11	GLOB UNIF	WV 0 2	
1885	LOAD A 502 506	0.00	20	3.03	20	GLOB UNIF	WV 0 2	
1886	LOAD Y 502 506	0.00-	12	3.03-	12	GLOB UNIF	WV 0 2	
1887	LOAD Z 502 506	0.00-	04	3.03-	04	GLOB UNIF	WV 0 2	
1888	LOAD A 502 506	3.03	20	3.03	20	GLOB UNIF	WV 0 2	
1889	LOAD Y 502 506	3.03-	12	3.03-	12	GLOB UNIF	WV 0 2	
1890	LOAD Z 502 506	3.03-	04	3.03-	04	GLOB UNIF	WV 0 2	
1891	LOAD A 502 504	6.06	20	3.03	20	GLOB UNIF	WV 0 2	
1892	LOAD Y 502 504	6.06-	12	3.03-	11	GLOB UNIF	WV 0 2	
1893	LOAD Z 502 504	6.06-	04	3.03-	04	GLOB UNIF	WV 0 2	
1894	LOAD A 502 504	9.09	20	3.03	20	GLOB UNIF	WV 0 2	
1895	LOAD Y 502 504	9.09-	11	3.03-	11	GLOB UNIF	WV 0 2	
1896	LOAD Z 502 504	9.09-	04	3.03-	05	GLOB UNIF	WV 0 2	
1897	LOAD A 502 504	12.12	20	3.03	19	GLOB UNIF	WV 0 2	
1898	LOAD Y 502 504	12.12-	11	3.03-	11	GLOB UNIF	WV 0 2	
1899	LOAD Z 502 504	12.12-	05	3.03-	05	GLOB UNIF	WV 0 2	
1900	LOAD A 502 505	0.00-	20	3.03-	20	GLOB UNIF	WV 0 2	
1901	LOAD Y 502 505	.00-	12	3.03-	12	GLOB UNIF	WV 0 2	
1902	LOAD Z 502 505	.00-	04	3.03-	04	GLOB UNIF	WV 0 2	
1903	LOAD A 502 505	3.03-	20	3.03-	20	GLOB UNIF	WV 0 2	
1904	LOAD Y 502 505	3.03-	12	3.03-	12	GLOB UNIF	WV 0 2	
1905	LOAD Z 502 505	3.03-	04	3.03-	04	GLOB UNIF	WV 0 2	
1906	LOAD A 502 505	6.06-	20	3.03-	20	GLOB UNIF	WV 0 2	
1907	LOAD Y 502 505	6.06-	12	3.03-	11	GLOB UNIF	WV 0 2	
1908	LOAD Z 502 505	6.06-	04	3.03-	04	GLOB UNIF	WV 0 2	
1909	LOAD A 502 505	9.09-	20	3.03-	20	GLOB UNIF	WV 0 2	
1910	LOAD Y 502 505	9.09-	11	3.03-	11	GLOB UNIF	WV 0 2	
1911	LOAD Z 502 505	9.09-	04	3.03-	05	GLOB UNIF	WV 0 2	
1912	LOAD A 502 505	12.12-	20	3.03-	19	GLOB UNIF	WV 0 2	
1913	LOAD Y 502 505	12.12-	11	3.03-	11	GLOB UNIF	WV 0 2	
1914	LOAD Z 502 505	12.12-	05	3.03-	05	GLOB UNIF	WV 0 2	
1915	LOAD Y 504 505	0.00-	45	3.03-	45	GLOB UNIF	WV 0 2	
1916	LOAD Z 504 505	0.00-	05	3.03-	05	GLOB UNIF	WV 0 2	
1917	LOAD Y 504 505	3.03-	45	3.03-	45	GLOB UNIF	WV 0 2	
1918	LOAD Z 504 505	3.03-	05	3.03-	05	GLOB UNIF	WV 0 2	
1919	LOAD Y 504 505	6.06-	45	3.03-	45	GLOB UNIF	WV 0 2	
1920	LOAD Z 504 505	6.06-	05	3.03-	05	GLOB UNIF	WV 0 2	
1921	LOAD Y 504 505	9.10-	45	3.03-	45	GLOB UNIF	WV 0 2	
1922	LOAD Z 504 505	9.10-	05	3.03-	05	GLOB UNIF	WV 0 2	
1923	LOAD Y 504 505	12.13-	45	3.03-	45	GLOB UNIF	WV 0 2	
1924	LOAD Z 504 505	12.13-	05	3.03-	05	GLOB UNIF	WV 0 2	
1925	LOAD A 501 513	0.00-	23	.00-	23	GLOB UNIF	WV 0 2	
1926	LOAD Y 501 513	0.00-	39	.00-	39	GLOB UNIF	WV 0 2	
1927	LOAD Z 501 513	0.00-	05	.00-	05	GLOB UNIF	WV 0 2	
1928	LOAD A 501 513	.00-	23	.00-	23	GLOB UNIF	WV 0 2	
1929	LOAD Y 501 513	.00-	39	.00-	39	GLOB UNIF	WV 0 2	
1930	LOAD Z 501 513	.00-	05	.00-	05	GLOB UNIF	WV 0 2	
1931	LOAD A 501 513	1.20-	23	.00-	23	GLOB UNIF	WV 0 2	

3-PILE ACMR STRUCTURE -- U.S. NAVY (42-IN. DIAMETER PILING) -- J.ATKINSON

LINE NO.	1	2	3	4	5	6	7	8
1912	LOAD Y 501 513	1.20-	39	.00-	39	GLOB UNIF	WV 0 2	
1913	LOAD Z 501 513	1.20-	05	.00-	05	GLOB UNIF	WV 0 2	
1914	LOAD X 501 513	1.80-	23	.00-	23	GLOB UNIF	WV 0 2	
1915	LOAD Y 501 513	1.80-	39	.00-	39	GLOB UNIF	WV 0 2	
1916	LOAD Z 501 513	1.80-	05	.00-	05	GLOB UNIF	WV 0 2	
1917	LOAD X 501 513	2.39-	23	.00-	23	GLOB UNIF	WV 0 2	
1918	LOAD Y 501 513	2.39-	39	.00-	39	GLOB UNIF	WV 0 2	
1919	LOAD Z 501 513	2.39-	05	.00-	05	GLOB UNIF	WV 0 2	
1920	LOAD X 503 514	0.00	23	.00	23	GLOB UNIF	WV 0 2	
1921	LOAD Y 503 514	0.00-	39	.00-	39	GLOB UNIF	WV 0 2	
1922	LOAD Z 503 514	0.00-	05	.00-	05	GLOB UNIF	WV 0 2	
1923	LOAD X 503 514	.00	23	.00	23	GLOB UNIF	WV 0 2	
1924	LOAD Y 503 514	.00-	39	.00-	39	GLOB UNIF	WV 0 2	
1925	LOAD Z 503 514	.00-	05	.00-	05	GLOB UNIF	WV 0 2	
1926	LOAD X 503 514	1.20	23	.00	23	GLOB UNIF	WV 0 2	
1927	LOAD Y 503 514	1.20-	39	.00-	39	GLOB UNIF	WV 0 2	
1928	LOAD Z 503 514	1.20-	05	.00-	05	GLOB UNIF	WV 0 2	
1929	LOAD X 503 514	1.80	23	.00	23	GLOB UNIF	WV 0 2	
1930	LOAD Y 503 514	1.80-	39	.00-	39	GLOB UNIF	WV 0 2	
1931	LOAD Z 503 514	1.80-	05	.00-	05	GLOB UNIF	WV 0 2	
1932	LOAD X 503 514	2.39	23	.00	23	GLOB UNIF	WV 0 2	
1933	LOAD Y 503 514	2.39-	39	.00-	39	GLOB UNIF	WV 0 2	
1934	LOAD Z 503 514	2.39-	05	.00-	05	GLOB UNIF	WV 0 2	
1935	LOAD Y 513 851	0.00-	189	3.00-	172	GLOB UNIF	WV 0 2	
1936	LOAD Y 513 851	3.00-	172	3.00-	160	GLOB UNIF	WV 0 2	
1937	LOAD Y 513 851	7.20-	160	3.00-	147	GLOB UNIF	WV 0 2	
1938	LOAD Y 513 851	10.80-	147	3.00-	137	GLOB UNIF	WV 0 2	
1939	LOAD Y 513 851	14.40-	137	3.00-	128	GLOB UNIF	WV 0 2	
1940	LOAD Y 514 853	0.00-	189	3.00-	172	GLOB UNIF	WV 0 2	
1941	LOAD Y 514 853	3.00-	172	3.00-	160	GLOB UNIF	WV 0 2	
1942	LOAD Y 514 853	7.20-	160	3.00-	147	GLOB UNIF	WV 0 2	
1943	LOAD Y 514 853	10.80-	147	3.00-	137	GLOB UNIF	WV 0 2	
1944	LOAD Y 514 853	14.40-	137	3.00-	128	GLOB UNIF	WV 0 2	
1945	LOAD Z 601 611	0.00-	00	1.20-	00	GLOB UNIF	WV 0 2	
1946	LOAD Z 601 611	1.20-	00	1.20-	00	GLOB UNIF	WV 0 2	
1947	LOAD Z 601 611	2.40-	00	1.20-	00	GLOB UNIF	WV 0 2	
1948	LOAD Z 601 611	3.60-	00	1.20-	05	GLOB UNIF	WV 0 2	
1949	LOAD Z 601 611	4.80-	05	1.20-	05	GLOB UNIF	WV 0 2	
1950	LOAD Z 603 613	0.00-	00	1.20-	00	GLOB UNIF	WV 0 2	
1951	LOAD Z 603 613	1.20-	00	1.20-	00	GLOB UNIF	WV 0 2	
1952	LOAD Z 603 613	2.40-	00	1.20-	00	GLOB UNIF	WV 0 2	
1953	LOAD Z 603 613	3.60-	00	1.20-	05	GLOB UNIF	WV 0 2	
1954	LOAD Z 603 613	4.80-	05	1.20-	05	GLOB UNIF	WV 0 2	
1955	LOAD Z 651 661	0.00-	02	1.00-	02	GLOB UNIF	WV 0 2	
1956	LOAD Z 651 661	1.00-	02	1.00-	02	GLOB UNIF	WV 0 2	
1957	LOAD Z 651 661	2.00-	02	1.00-	1	GLOB UNIF	WV 0 2	
1958	LOAD Z 651 661	3.00-	1	1.00-	1	GLOB UNIF	WV 0 2	
1959	LOAD Z 651 661	4.00-	1	1.00-	1	GLOB UNIF	WV 0 2	
1960	LOAD Z 653 663	0.00-	02	1.00-	02	GLOB UNIF	WV 0 2	

3-PILE ACAN STRUCTURE -- U.S. NAVY (42-IN. DIAMETER PILING) -- J.ATKINSON

LINE NO.																				
1	5	10	15	20	25	30	35	40	45	50	55	60	65	70	75	80				
1961	LOAD	2	053	063	1.00-	02	1.00-	02				GLOB	UNIF		WV	0	2			
1962	LOAD	2	053	063	2.00-	02	1.00-	1				GLOB	UNIF		WV	0	2			
1963	LOAD	2	053	063	3.00-	1	1.00-	1				GLOB	UNIF		WV	0	2			
1964	LOAD	2	053	063	4.00-	1	1.00-	1				GLOB	UNIF		WV	0	2			
1965	LOAD	1	011	012	0.00-	45	3.20-	45				GLOB	UNIF		WV	0	2			
1966	LOAD	2	011	012	0.00-	04	3.20-	04				GLOB	UNIF		WV	0	2			
1967	LOAD	1	011	012	3.20-	45	3.20-	45				GLOB	UNIF		WV	0	2			
1968	LOAD	2	011	012	3.20-	04	3.20-	04				GLOB	UNIF		WV	0	2			
1969	LOAD	1	011	012	6.40-	45	3.20-	45				GLOB	UNIF		WV	0	2			
1970	LOAD	2	011	012	6.40-	04	3.20-	04				GLOB	UNIF		WV	0	2			
1971	LOAD	1	011	012	9.61-	45	3.20-	45				GLOB	UNIF		WV	0	2			
1972	LOAD	2	011	012	9.61-	04	3.20-	04				GLOB	UNIF		WV	0	2			
1973	LOAD	1	011	012	12.81-	45	3.20-	45				GLOB	UNIF		WV	0	2			
1974	LOAD	2	011	012	12.81-	04	3.20-	04				GLOB	UNIF		WV	0	2			
1975	LOAD	1	012	013	0.00-	45	3.20-	45				GLOB	UNIF		WV	0	2			
1976	LOAD	2	012	013	0.00-	04	3.20-	04				GLOB	UNIF		WV	0	2			
1977	LOAD	1	012	013	3.20-	45	3.20-	45				GLOB	UNIF		WV	0	2			
1978	LOAD	2	012	013	3.20-	04	3.20-	04				GLOB	UNIF		WV	0	2			
1979	LOAD	1	012	013	6.40-	45	3.20-	45				GLOB	UNIF		WV	0	2			
1980	LOAD	2	012	013	6.40-	04	3.20-	04				GLOB	UNIF		WV	0	2			
1981	LOAD	1	012	013	9.61-	45	3.20-	45				GLOB	UNIF		WV	0	2			
1982	LOAD	2	012	013	9.61-	04	3.20-	04				GLOB	UNIF		WV	0	2			
1983	LOAD	1	012	013	12.81-	45	3.20-	45				GLOB	UNIF		WV	0	2			
1984	LOAD	2	012	013	12.81-	04	3.20-	04				GLOB	UNIF		WV	0	2			
1985	LOAD	1	001	002	0.00-	77	3.55-	77				GLOB	UNIF		WV	0	2			
1986	LOAD	2	001	002	0.00-	03	3.55-	03				GLOB	UNIF		WV	0	2			
1987	LOAD	1	001	002	3.55-	77	3.55-	77				GLOB	UNIF		WV	0	2			
1988	LOAD	2	001	002	3.55-	03	3.55-	03				GLOB	UNIF		WV	0	2			
1989	LOAD	1	001	002	7.10-	77	3.55-	77				GLOB	UNIF		WV	0	2			
1990	LOAD	2	001	002	7.10-	03	3.55-	03				GLOB	UNIF		WV	0	2			
1991	LOAD	1	001	002	10.64-	77	3.55-	77				GLOB	UNIF		WV	0	2			
1992	LOAD	2	001	002	10.64-	03	3.55-	03				GLOB	UNIF		WV	0	2			
1993	LOAD	1	001	002	14.19-	77	3.55-	77				GLOB	UNIF		WV	0	2			
1994	LOAD	2	001	002	14.19-	03	3.55-	03				GLOB	UNIF		WV	0	2			
1995	LOAD	1	002	003	0.00-	77	3.55-	77				GLOB	UNIF		WV	0	2			
1996	LOAD	2	002	003	0.00-	03	3.55-	03				GLOB	UNIF		WV	0	2			
1997	LOAD	1	002	003	3.55-	77	3.55-	77				GLOB	UNIF		WV	0	2			
1998	LOAD	2	002	003	3.55-	03	3.55-	03				GLOB	UNIF		WV	0	2			
1999	LOAD	1	002	003	7.10-	77	3.55-	77				GLOB	UNIF		WV	0	2			
2000	LOAD	2	002	003	7.10-	03	3.55-	03				GLOB	UNIF		WV	0	2			
2001	LOAD	1	002	003	10.64-	77	3.55-	77				GLOB	UNIF		WV	0	2			
2002	LOAD	2	002	003	10.64-	03	3.55-	03				GLOB	UNIF		WV	0	2			
2003	LOAD	1	002	003	14.19-	77	3.55-	77				GLOB	UNIF		WV	0	2			
2004	LOAD	2	002	003	14.19-	03	3.55-	03				GLOB	UNIF		WV	0	2			
2005	LOAD	A	011	001	0.00-	04	2.42-	04				GLOB	UNIF		WV	0	2			
2006	LOAD	1	011	001	0.00-	121	2.42-	115				GLOB	UNIF		WV	0	2			
2007	LOAD	A	011	001	2.42-	04	2.42-	03				GLOB	UNIF		WV	0	2			
2008	LOAD	1	011	001	2.42-	115	2.42-	109				GLOB	UNIF		WV	0	2			
2009	LOAD	A	011	001	4.85-	03	2.42-	03				GLOB	UNIF		WV	0	2			

STRAN INPUT DATA

3-PILE ACMR STRUCTURE -- U.S. NAVY (42-IN. DIAMETER PILING) -- J.ATKINSON

LINE NO.	1	1	2	2	3	3	4	4	5	5	6	6	7	7	8
	1...5....0....5....0....5....0....5....0....5....0....5....0....5....0....5....0														
2010	LOAD Y	611 661	4.85-	104	2.42-	103					GLOB UNIF		WV 0 2		
2011	LOAD X	611 661	7.27-	03	2.42-	03					GLOB UNIF		WV 0 2		
2012	LOAD Y	611 661	7.27-	103	2.42-	99					GLOB UNIF		WV 0 2		
2013	LOAD X	611 661	9.70-	03	2.42-	03					GLOB UNIF		WV 0 2		
2014	LOAD Y	611 661	9.70-	99	2.42-	95					GLOB UNIF		WV 0 2		
2015	LOAD Y	612 662	0.00-	77	2.40-	73					GLOB UNIF		WV 0 2		
2016	LOAD Y	612 662	2.40-	75	2.40-	70					GLOB UNIF		WV 0 2		
2017	LOAD Y	612 662	4.80-	70	2.40-	66					GLOB UNIF		WV 0 2		
2018	LOAD Y	612 662	7.20-	66	2.40-	63					GLOB UNIF		WV 0 2		
2019	LOAD Y	612 662	9.60-	65	2.40-	61					GLOB UNIF		WV 0 2		
2020	LOAD X	613 663	0.00	04	2.42	04					GLOB UNIF		WV 0 2		
2021	LOAD Y	613 663	0.00-	121	2.42-	115					GLOB UNIF		WV 0 2		
2022	LOAD X	613 663	2.42	04	2.42	03					GLOB UNIF		WV 0 2		
2023	LOAD Y	613 663	2.42-	115	2.42-	109					GLOB UNIF		WV 0 2		
2024	LOAD X	613 663	4.85	05	2.42	03					GLOB UNIF		WV 0 2		
2025	LOAD Y	613 663	4.85-	109	2.42-	103					GLOB UNIF		WV 0 2		
2026	LOAD X	613 663	7.27	05	2.42	03					GLOB UNIF		WV 0 2		
2027	LOAD Y	613 663	7.27-	103	2.42-	99					GLOB UNIF		WV 0 2		
2028	LOAD X	613 663	9.70	03	2.42	03					GLOB UNIF		WV 0 2		
2029	LOAD Y	613 663	9.70-	99	2.42-	95					GLOB UNIF		WV 0 2		
2030	LOAD X	501 632	0.00	10	4.05	10					GLOB UNIF		WV 0 2		
2031	LOAD Y	501 632	0.00-	86	4.05-	83					GLOB UNIF		WV 0 2		
2032	LOAD Z	501 632	0.00-	07	4.05-	07					GLOB UNIF		WV 0 2		
2033	LOAD X	501 632	4.05	10	4.05	09					GLOB UNIF		WV 0 2		
2034	LOAD Y	501 632	4.05-	83	4.05-	78					GLOB UNIF		WV 0 2		
2035	LOAD Z	501 632	4.05-	07	4.05-	06					GLOB UNIF		WV 0 2		
2036	LOAD X	501 632	8.10	09	4.05	09					GLOB UNIF		WV 0 2		
2037	LOAD Y	501 632	8.10-	78	4.05-	75					GLOB UNIF		WV 0 2		
2038	LOAD Z	501 632	8.10-	06	4.05-	06					GLOB UNIF		WV 0 2		
2039	LOAD X	501 632	12.15	09	4.05	09					GLOB UNIF		WV 0 2		
2040	LOAD Y	501 632	12.15-	75	4.05-	71					GLOB UNIF		WV 0 2		
2041	LOAD Z	501 632	12.15-	06	4.05-	06					GLOB UNIF		WV 0 2		
2042	LOAD X	501 632	16.20	09	4.05	08					GLOB UNIF		WV 0 2		
2043	LOAD Y	501 632	16.20-	71	4.05-	67					GLOB UNIF		WV 0 2		
2044	LOAD Z	501 632	16.20-	06	4.05-	06					GLOB UNIF		WV 0 2		
2045	LOAD X	503 635	0.00	20	4.05	18					GLOB UNIF		WV 0 2		
2046	LOAD Y	503 635	0.00-	49	4.05-	46					GLOB UNIF		WV 0 2		
2047	LOAD Z	503 635	0.00-	47	4.05-	44					GLOB UNIF		WV 0 2		
2048	LOAD X	503 635	4.05	18	4.05	17					GLOB UNIF		WV 0 2		
2049	LOAD Y	503 635	4.05-	46	4.05-	43					GLOB UNIF		WV 0 2		
2050	LOAD Z	503 635	4.05-	44	4.05-	42					GLOB UNIF		WV 0 2		
2051	LOAD X	503 635	8.10	17	4.05	16					GLOB UNIF		WV 0 2		
2052	LOAD Y	503 635	8.10-	43	4.05-	41					GLOB UNIF		WV 0 2		
2053	LOAD Z	503 635	8.10-	42	4.05-	40					GLOB UNIF		WV 0 2		
2054	LOAD X	503 635	12.15	16	4.05	15					GLOB UNIF		WV 0 2		
2055	LOAD Y	503 635	12.15-	41	4.05-	38					GLOB UNIF		WV 0 2		
2056	LOAD Z	503 635	12.15-	40	4.05-	38					GLOB UNIF		WV 0 2		
2057	LOAD X	503 635	16.20	15	4.05	13					GLOB UNIF		WV 0 2		
2058	LOAD Y	503 635	16.20-	38	4.05-	36					GLOB UNIF		WV 0 2		

3-PILE ACMR STRUCTURE -- U.S. NAVY (42-IN. DIAMETER PILING) -- J.AINSUN

LINE NO.	1	2	3	4	5	6	7	8
2059	LOAD Z 503 635	10.20-	36	4.05-	35	GLOB UNIF	WV 0 2	
2060	LOAD X 505 634	0.00-	25	4.05-	25	GLOB UNIF	WV 0 2	
2061	LOAD Y 505 634	0.00-	32	4.05-	32	GLOB UNIF	WV 0 2	
2062	LOAD Z 505 634	0.00	16	4.05	17	GLOB UNIF	WV 0 2	
2063	LOAD X 505 634	4.05-	25	4.05-	24	GLOB UNIF	WV 0 2	
2064	LOAD Y 505 634	4.05-	32	4.05-	32	GLOB UNIF	WV 0 2	
2065	LOAD Z 505 634	4.05	17	4.05	16	GLOB UNIF	WV 0 2	
2066	LOAD X 506 634	8.10-	24	4.05-	24	GLOB UNIF	WV 0 2	
2067	LOAD Y 506 634	8.10-	32	4.05-	31	GLOB UNIF	WV 0 2	
2068	LOAD Z 506 634	8.10	16	4.05	16	GLOB UNIF	WV 0 2	
2069	LOAD X 506 634	12.14-	24	4.05-	23	GLOB UNIF	WV 0 2	
2070	LOAD Y 506 634	12.14-	31	4.05-	31	GLOB UNIF	WV 0 2	
2071	LOAD Z 506 634	12.14	16	4.05	17	GLOB UNIF	WV 0 2	
2072	LOAD X 506 634	16.19-	24	4.05-	22	GLOB UNIF	WV 0 2	
2073	LOAD Y 506 634	16.19-	31	4.05-	30	GLOB UNIF	WV 0 2	
2074	LOAD Z 506 634	16.19	17	4.05	17	GLOB UNIF	WV 0 2	
2075	LOAD X 632 703	0.00	10	4.39	09	GLOB UNIF	WV 0 2	
2076	LOAD Y 632 703	0.00-	100	4.39-	95	GLOB UNIF	WV 0 2	
2077	LOAD Z 632 703	0.00-	05	4.39-	05	GLOB UNIF	WV 0 2	
2078	LOAD X 632 703	4.39	09	4.39	09	GLOB UNIF	WV 0 2	
2079	LOAD Y 632 703	4.39-	95	4.39-	91	GLOB UNIF	WV 0 2	
2080	LOAD Z 632 703	4.39-	05	4.39-	04	GLOB UNIF	WV 0 2	
2081	LOAD X 632 703	8.77	09	4.39	08	GLOB UNIF	WV 0 2	
2082	LOAD Y 632 703	8.77-	91	4.39-	87	GLOB UNIF	WV 0 2	
2083	LOAD Z 632 703	8.77-	04	4.39-	04	GLOB UNIF	WV 0 2	
2084	LOAD X 632 703	13.16	08	4.39	08	GLOB UNIF	WV 0 2	
2085	LOAD Y 632 703	13.16-	87	4.39-	82	GLOB UNIF	WV 0 2	
2086	LOAD Z 632 703	13.16-	04	4.39-	04	GLOB UNIF	WV 0 2	
2087	LOAD X 632 703	17.55	08	4.39	08	GLOB UNIF	WV 0 2	
2088	LOAD Y 632 703	17.55-	82	4.39-	76	GLOB UNIF	WV 0 2	
2089	LOAD Z 632 703	17.55-	04	4.39-	04	GLOB UNIF	WV 0 2	
2090	LOAD X 635 706	0.00	22	4.39	20	GLOB UNIF	WV 0 2	
2091	LOAD Y 635 706	0.00-	52	4.39-	48	GLOB UNIF	WV 0 2	
2092	LOAD Z 635 706	0.00-	50	4.39-	46	GLOB UNIF	WV 0 2	
2093	LOAD X 635 706	4.39	20	4.39	19	GLOB UNIF	WV 0 2	
2094	LOAD Y 635 706	4.39-	48	4.39-	45	GLOB UNIF	WV 0 2	
2095	LOAD Z 635 706	4.39-	46	4.39-	43	GLOB UNIF	WV 0 2	
2096	LOAD X 635 706	8.77	19	4.39	17	GLOB UNIF	WV 0 2	
2097	LOAD Y 635 706	8.77-	45	4.39-	42	GLOB UNIF	WV 0 2	
2098	LOAD Z 635 706	8.77-	43	4.39-	40	GLOB UNIF	WV 0 2	
2099	LOAD X 635 706	13.16	17	4.39	16	GLOB UNIF	WV 0 2	
2100	LOAD Y 635 706	13.16-	42	4.39-	39	GLOB UNIF	WV 0 2	
2101	LOAD Z 635 706	13.16-	40	4.39-	38	GLOB UNIF	WV 0 2	
2102	LOAD X 635 706	17.55	16	4.39	14	GLOB UNIF	WV 0 2	
2103	LOAD Y 635 706	17.55-	39	4.39-	36	GLOB UNIF	WV 0 2	
2104	LOAD Z 635 706	17.55-	38	4.39-	35	GLOB UNIF	WV 0 2	
2105	LOAD X 634 701	0.00-	32	4.39-	31	GLOB UNIF	WV 0 2	
2106	LOAD Y 634 701	0.00-	48	4.39-	46	GLOB UNIF	WV 0 2	
2107	LOAD Z 634 701	0.00	30	4.39	29	GLOB UNIF	WV 0 2	

3-PILE ACMR STRUCTURE -- U.S. NAVY (42-IN. DIAMETER PILING) -- J.ATKINSON

LINE NO.	1	2	3	4	5	6	7	8
2108	LOAD X 634 701	4.39-	31	4.39-	30	GLOB UNIF	WV 0 2	
2109	LOAD Y 634 701	4.39-	46	4.39-	45	GLOB UNIF	WV 0 2	
2110	LOAD Z 634 701	4.39	29	4.39	28	GLOB UNIF	WV 0 2	
2111	LOAD X 634 701	8.77-	30	4.39-	29	GLOB UNIF	WV 0 2	
2112	LOAD Y 634 701	8.77-	45	4.39-	43	GLOB UNIF	WV 0 2	
2113	LOAD Z 634 701	8.77	28	4.39	27	GLOB UNIF	WV 0 2	
2114	LOAD X 634 701	13.14-	29	4.39-	27	GLOB UNIF	WV 0 2	
2115	LOAD Y 634 701	13.16-	43	4.39-	41	GLOB UNIF	WV 0 2	
2116	LOAD Z 634 701	13.16	27	4.39	26	GLOB UNIF	WV 0 2	
2117	LOAD X 634 701	17.55-	27	4.39-	26	GLOB UNIF	WV 0 2	
2118	LOAD Y 634 701	17.55-	41	4.39-	40	GLOB UNIF	WV 0 2	
2119	LOAD Z 634 701	17.55	26	4.39	25	GLOB UNIF	WV 0 2	
2120	LOAD Y 701 702	0.00-	52	3.75-	52	GLOB UNIF	WV 0 2	
2121	LOAD Z 701 702	0.00-	03	3.75-	03	GLOB UNIF	WV 0 2	
2122	LOAD Y 701 702	3.75-	52	3.75-	52	GLOB UNIF	WV 0 2	
2123	LOAD Z 701 702	3.75-	03	3.75-	03	GLOB UNIF	WV 0 2	
2124	LOAD Y 701 702	7.50-	52	3.75-	52	GLOB UNIF	WV 0 2	
2125	LOAD Z 701 702	7.50-	03	3.75-	03	GLOB UNIF	WV 0 2	
2126	LOAD Y 701 702	11.26-	52	3.75-	52	GLOB UNIF	WV 0 2	
2127	LOAD Z 701 702	11.26-	03	3.75-	03	GLOB UNIF	WV 0 2	
2128	LOAD Y 701 702	15.01-	52	3.75-	52	GLOB UNIF	WV 0 2	
2129	LOAD Z 701 702	15.01-	03	3.75-	03	GLOB UNIF	WV 0 2	
2130	LOAD Y 702 703	0.00-	52	3.75-	52	GLOB UNIF	WV 0 2	
2131	LOAD Z 702 703	0.00-	03	3.75-	03	GLOB UNIF	WV 0 2	
2132	LOAD Y 702 703	3.75-	52	3.75-	52	GLOB UNIF	WV 0 2	
2133	LOAD Z 702 703	3.75-	03	3.75-	03	GLOB UNIF	WV 0 2	
2134	LOAD Y 702 703	7.50-	52	3.75-	52	GLOB UNIF	WV 0 2	
2135	LOAD Z 702 703	7.50-	03	3.75-	03	GLOB UNIF	WV 0 2	
2136	LOAD Y 702 703	11.26-	52	3.75-	52	GLOB UNIF	WV 0 2	
2137	LOAD Z 702 703	11.26-	03	3.75-	03	GLOB UNIF	WV 0 2	
2138	LOAD Y 702 703	15.01-	52	3.75-	52	GLOB UNIF	WV 0 2	
2139	LOAD Z 702 703	15.01-	03	3.75-	03	GLOB UNIF	WV 0 2	
2140	LOAD X 703 705	0.00	22	3.75	22	GLOB UNIF	WV 0 2	
2141	LOAD Y 703 705	0.00-	13	3.75-	13	GLOB UNIF	WV 0 2	
2142	LOAD Z 703 705	0.00-	03	3.75-	03	GLOB UNIF	WV 0 2	
2143	LOAD X 703 705	3.75	22	3.75	22	GLOB UNIF	WV 0 2	
2144	LOAD Y 703 705	3.75-	13	3.75-	13	GLOB UNIF	WV 0 2	
2145	LOAD Z 703 705	3.75-	03	3.75-	03	GLOB UNIF	WV 0 2	
2146	LOAD X 703 705	7.50	22	3.75	22	GLOB UNIF	WV 0 2	
2147	LOAD Y 703 705	7.50-	13	3.75-	13	GLOB UNIF	WV 0 2	
2148	LOAD Z 703 705	7.50-	03	3.75-	03	GLOB UNIF	WV 0 2	
2149	LOAD X 703 705	11.25	22	3.75	22	GLOB UNIF	WV 0 2	
2150	LOAD Y 703 705	11.25-	13	3.75-	13	GLOB UNIF	WV 0 2	
2151	LOAD Z 703 705	11.25-	03	3.75-	03	GLOB UNIF	WV 0 2	
2152	LOAD X 703 705	15.00	22	3.75	22	GLOB UNIF	WV 0 2	
2153	LOAD Y 703 705	15.00-	13	3.75-	13	GLOB UNIF	WV 0 2	
2154	LOAD Z 703 705	15.00-	03	3.75-	03	GLOB UNIF	WV 0 2	
2155	LOAD X 705 706	0.00	22	3.75	22	GLOB UNIF	WV 0 2	
2156	LOAD Y 705 706	0.00-	13	3.75-	13	GLOB UNIF	WV 0 2	

3-PILE ALMN STRUCTURE -- U.S. NAVY (42-IN. DIAMETER PILING) -- J.ATKINSUN

LINE NO.	1...5			1 1 0....5	2 2 0....5	3 3 0....5	4 4 0....5	5 5 0....5	6 6 0....5	7 7 0....5	8 0
2157	LOAD	Z	705 706	0.00-	03	3.75-	03		GLOB UNIF	WV 0 2	
2158	LOAD	X	705 706	3.75	22	3.75	21		GLOB UNIF	WV 0 2	
2159	LOAD	Y	705 706	3.75-	13	3.75-	12		GLOB UNIF	WV 0 2	
2160	LOAD	Z	705 706	3.75-	03	3.75-	03		GLOB UNIF	WV 0 2	
2161	LOAD	X	705 706	7.51	21	3.75	21		GLOB UNIF	WV 0 2	
2162	LOAD	Y	705 706	7.51-	12	3.75-	12		GLOB UNIF	WV 0 2	
2163	LOAD	Z	705 706	7.51-	03	3.75-	04		GLOB UNIF	WV 0 2	
2164	LOAD	X	705 706	11.26	21	3.75	20		GLOB UNIF	WV 0 2	
2165	LOAD	Y	705 706	11.26-	12	3.75-	12		GLOB UNIF	WV 0 2	
2166	LOAD	Z	705 706	11.26-	04	3.75-	04		GLOB UNIF	WV 0 2	
2167	LOAD	X	705 706	15.01	20	3.75	20		GLOB UNIF	WV 0 2	
2168	LOAD	Y	705 706	15.01-	12	3.75-	11		GLOB UNIF	WV 0 2	
2169	LOAD	Z	705 706	15.01-	04	3.75-	04		GLOB UNIF	WV 0 2	
2170	LOAD	X	701 704	0.00-	22	3.75-	22		GLOB UNIF	WV 0 2	
2171	LOAD	Y	701 704	0.00-	13	3.75-	13		GLOB UNIF	WV 0 2	
2172	LOAD	Z	701 704	0.00-	03	3.75-	03		GLOB UNIF	WV 0 2	
2173	LOAD	X	701 704	3.75-	22	3.75-	22		GLOB UNIF	WV 0 2	
2174	LOAD	Y	701 704	3.75-	13	3.75-	13		GLOB UNIF	WV 0 2	
2175	LOAD	Z	701 704	3.75-	03	3.75-	03		GLOB UNIF	WV 0 2	
2176	LOAD	X	701 704	7.51-	22	3.75-	22		GLOB UNIF	WV 0 2	
2177	LOAD	Y	701 704	7.50-	13	3.75-	13		GLOB UNIF	WV 0 2	
2178	LOAD	Z	701 704	7.50-	03	3.75-	03		GLOB UNIF	WV 0 2	
2179	LOAD	X	701 704	11.25-	22	3.75-	22		GLOB UNIF	WV 0 2	
2180	LOAD	Y	701 704	11.25-	13	3.75-	13		GLOB UNIF	WV 0 2	
2181	LOAD	Z	701 704	11.25-	03	3.75-	03		GLOB UNIF	WV 0 2	
2182	LOAD	X	701 704	15.00-	22	3.75-	22		GLOB UNIF	WV 0 2	
2183	LOAD	Y	701 704	15.00-	13	3.75-	13		GLOB UNIF	WV 0 2	
2184	LOAD	Z	701 704	15.00-	03	3.75-	03		GLOB UNIF	WV 0 2	
2185	LOAD	X	704 706	0.00-	22	3.75-	22		GLOB UNIF	WV 0 2	
2186	LOAD	Y	704 706	0.00-	13	3.75-	13		GLOB UNIF	WV 0 2	
2187	LOAD	Z	704 706	0.00-	03	3.75-	03		GLOB UNIF	WV 0 2	
2188	LOAD	X	704 706	3.75-	22	3.75-	21		GLOB UNIF	WV 0 2	
2189	LOAD	Y	704 706	3.75-	13	3.75-	12		GLOB UNIF	WV 0 2	
2190	LOAD	Z	704 706	3.75-	03	3.75-	03		GLOB UNIF	WV 0 2	
2191	LOAD	X	704 706	7.51-	21	3.75-	21		GLOB UNIF	WV 0 2	
2192	LOAD	Y	704 706	7.51-	12	3.75-	12		GLOB UNIF	WV 0 2	
2193	LOAD	Z	704 706	7.51-	03	3.75-	04		GLOB UNIF	WV 0 2	
2194	LOAD	X	704 706	11.26-	21	3.75-	20		GLOB UNIF	WV 0 2	
2195	LOAD	Y	704 706	11.26-	12	3.75-	12		GLOB UNIF	WV 0 2	
2196	LOAD	Z	704 706	11.26-	04	3.75-	04		GLOB UNIF	WV 0 2	
2197	LOAD	X	704 706	15.01-	20	3.75-	20		GLOB UNIF	WV 0 2	
2198	LOAD	Y	704 706	15.01-	12	3.75-	11		GLOB UNIF	WV 0 2	
2199	LOAD	Z	704 706	15.01-	04	3.75-	04		GLOB UNIF	WV 0 2	
2200	LOAD	X	702 704	0.00	19	3.75	19		GLOB UNIF	WV 0 2	
2201	LOAD	Y	702 704	0.00-	11	3.75-	11		GLOB UNIF	WV 0 2	
2202	LOAD	Z	702 704	0.00-	02	3.75-	02		GLOB UNIF	WV 0 2	
2203	LOAD	X	702 704	3.75	19	3.75	19		GLOB UNIF	WV 0 2	
2204	LOAD	Y	702 704	3.75-	11	3.75-	11		GLOB UNIF	WV 0 2	
2205	LOAD	Z	702 704	3.75-	02	3.75-	02		GLOB UNIF	WV 0 2	

3-PILE ACMR STRUCTURE -- U.S. NAVY (42-IN. DIAMETER PILING) -- J.ATKINSON

LINE NO.	1	2	3	4	5	6	7	8
2206	LOAD X 702 704	7.50	19	5.75	19	GLOB UNIF	WV 0 2	
2207	LOAD Y 702 704	7.50-	11	5.75-	11	GLOB UNIF	WV 0 2	
2208	LOAD Z 702 704	7.50-	02	5.75-	02	GLOB UNIF	WV 0 2	
2209	LOAD X 702 704	11.25	19	5.75	19	GLOB UNIF	WV 0 2	
2210	LOAD Y 702 704	11.25-	11	5.75-	11	GLOB UNIF	WV 0 2	
2211	LOAD Z 702 704	11.25-	02	5.75-	02	GLOB UNIF	WV 0 2	
2212	LOAD X 702 704	15.00	19	5.75	19	GLOB UNIF	WV 0 2	
2213	LOAD Y 702 704	15.00-	11	5.75-	11	GLOB UNIF	WV 0 2	
2214	LOAD Z 702 704	15.00-	02	5.75-	02	GLOB UNIF	WV 0 2	
2215	LOAD X 702 705	0.00-	19	5.75-	19	GLOB UNIF	WV 0 2	
2216	LOAD Y 702 705	0.00-	11	5.75-	11	GLOB UNIF	WV 0 2	
2217	LOAD Z 702 705	0.00-	02	5.75-	02	GLOB UNIF	WV 0 2	
2218	LOAD X 702 705	3.75-	19	5.75-	19	GLOB UNIF	WV 0 2	
2219	LOAD Y 702 705	3.75-	11	5.75-	11	GLOB UNIF	WV 0 2	
2220	LOAD Z 702 705	3.75-	02	5.75-	02	GLOB UNIF	WV 0 2	
2221	LOAD X 702 705	7.50-	19	5.75-	19	GLOB UNIF	WV 0 2	
2222	LOAD Y 702 705	7.50-	11	5.75-	11	GLOB UNIF	WV 0 2	
2223	LOAD Z 702 705	7.50-	02	5.75-	02	GLOB UNIF	WV 0 2	
2224	LOAD X 702 705	11.25-	19	5.75-	19	GLOB UNIF	WV 0 2	
2225	LOAD Y 702 705	11.25-	11	5.75-	11	GLOB UNIF	WV 0 2	
2226	LOAD Z 702 705	11.25-	02	5.75-	02	GLOB UNIF	WV 0 2	
2227	LOAD X 702 705	15.00-	19	5.75-	19	GLOB UNIF	WV 0 2	
2228	LOAD Y 702 705	15.00-	11	5.75-	11	GLOB UNIF	WV 0 2	
2229	LOAD Z 702 705	15.00-	02	5.75-	02	GLOB UNIF	WV 0 2	
2230	LOAD Y 704 705	0.00-	44	5.75-	44	GLOB UNIF	WV 0 2	
2231	LOAD Z 704 705	0.00-	02	5.75-	02	GLOB UNIF	WV 0 2	
2232	LOAD Y 704 705	3.75-	44	5.75-	44	GLOB UNIF	WV 0 2	
2233	LOAD Z 704 705	3.75-	02	5.75-	02	GLOB UNIF	WV 0 2	
2234	LOAD Y 704 705	7.50-	44	5.75-	44	GLOB UNIF	WV 0 2	
2235	LOAD Z 704 705	7.50-	02	5.75-	02	GLOB UNIF	WV 0 2	
2236	LOAD Y 704 705	11.25-	44	5.75-	44	GLOB UNIF	WV 0 2	
2237	LOAD Z 704 705	11.25-	02	5.75-	02	GLOB UNIF	WV 0 2	
2238	LOAD Y 704 705	15.01-	44	5.75-	44	GLOB UNIF	WV 0 2	
2239	LOAD Z 704 705	15.01-	02	5.75-	02	GLOB UNIF	WV 0 2	
2240	LOAD X 701 806	0.00-	17	10.69-	15	GLOB UNIF	WV 0 2	
2241	LOAD Y 701 806	0.00-	44	10.69-	39	GLOB UNIF	WV 0 2	
2242	LOAD Z 701 806	0.00-	40	10.69-	36	GLOB UNIF	WV 0 2	
2243	LOAD X 701 806	10.69-	15	10.69-	13	GLOB UNIF	WV 0 2	
2244	LOAD Y 701 806	10.69-	39	10.69-	34	GLOB UNIF	WV 0 2	
2245	LOAD Z 701 806	10.69-	36	10.69-	31	GLOB UNIF	WV 0 2	
2246	LOAD X 701 806	21.78-	13	10.69-	11	GLOB UNIF	WV 0 2	
2247	LOAD Y 701 806	21.78-	34	10.69-	30	GLOB UNIF	WV 0 2	
2248	LOAD Z 701 806	21.78-	31	10.69-	27	GLOB UNIF	WV 0 2	
2249	LOAD X 701 806	32.67-	11	10.69-	10	GLOB UNIF	WV 0 2	
2250	LOAD Y 701 806	32.67-	30	10.69-	25	GLOB UNIF	WV 0 2	
2251	LOAD Z 701 806	32.67-	27	10.69-	23	GLOB UNIF	WV 0 2	
2252	LOAD X 701 806	43.56-	10	10.69-	08	GLOB UNIF	WV 0 2	
2253	LOAD Y 701 806	43.56-	25	10.69-	21	GLOB UNIF	WV 0 2	
2254	LOAD Z 701 806	43.56-	23	10.69-	19	GLOB UNIF	WV 0 2	

3-PILE ACMR STRUCTURE -- U.S. NAVY (42-IN. DIAMETER PILING) -- J.ATKINSON

LINE NO.	1...5	1 1 1...0....5	2 2 2...0....5	3 3 3...0....5	4 4 4...0....5	5 5 5...0....5	6 6 6...0....5	7 7 7...0....5	8 0
2255	LOAD X	703 801	0.00-	08	10.89-	07	GLOB UNIF	WV	0 2
2256	LOAD Y	703 801	0.00-	70	10.89-	69	GLOB UNIF	WV	0 2
2257	LOAD Z	703 801	0.00-	03	10.89-	03	GLOB UNIF	WV	0 2
2258	LOAD X	703 801	10.89-	07	10.89-	06	GLOB UNIF	WV	0 2
2259	LOAD Y	703 801	10.89-	64	10.89-	63	GLOB UNIF	WV	0 2
2260	LOAD Z	703 801	10.89-	03	10.89-	02	GLOB UNIF	WV	0 2
2261	LOAD X	703 801	21.78-	06	10.89-	05	GLOB UNIF	WV	0 2
2262	LOAD Y	703 801	21.78-	63	10.89-	57	GLOB UNIF	WV	0 2
2263	LOAD Z	703 801	21.78-	02	10.89-	02	GLOB UNIF	WV	0 2
2264	LOAD X	703 801	32.66-	05	10.89-	05	GLOB UNIF	WV	0 2
2265	LOAD Y	703 801	32.66-	57	10.89-	51	GLOB UNIF	WV	0 2
2266	LOAD Z	703 801	32.66-	02	10.89-	1	GLOB UNIF	WV	0 2
2267	LOAD X	703 801	43.55-	05	10.89-	04	GLOB UNIF	WV	0 2
2268	LOAD Y	703 801	43.55-	51	10.89-	46	GLOB UNIF	WV	0 2
2269	LOAD Z	703 801	43.55-	1	10.89-	1	GLOB UNIF	WV	0 2
2270	LOAD X	706 803	0.00	21	10.89	20	GLOB UNIF	WV	0 2
2271	LOAD Y	706 803	0.00-	33	10.89-	32	GLOB UNIF	WV	0 2
2272	LOAD Z	706 803	0.00	20	10.89	20	GLOB UNIF	WV	0 2
2273	LOAD X	706 803	10.89	20	10.89	19	GLOB UNIF	WV	0 2
2274	LOAD Y	706 803	10.89-	32	10.89-	31	GLOB UNIF	WV	0 2
2275	LOAD Z	706 803	10.89	20	10.89	19	GLOB UNIF	WV	0 2
2276	LOAD X	706 803	21.77	19	10.89	18	GLOB UNIF	WV	0 2
2277	LOAD Y	706 803	21.77-	31	10.89-	30	GLOB UNIF	WV	0 2
2278	LOAD Z	706 803	21.77	19	10.89	18	GLOB UNIF	WV	0 2
2279	LOAD X	706 803	32.66	18	10.89	16	GLOB UNIF	WV	0 2
2280	LOAD Y	706 803	32.66-	30	10.89-	27	GLOB UNIF	WV	0 2
2281	LOAD Z	706 803	32.66	18	10.89	17	GLOB UNIF	WV	0 2
2282	LOAD X	706 803	43.55	16	10.89	15	GLOB UNIF	WV	0 2
2283	LOAD Y	706 803	43.55-	27	10.89-	26	GLOB UNIF	WV	0 2
2284	LOAD Z	706 803	43.55	17	10.89	17	GLOB UNIF	WV	0 2
2285	LOAD Y	801 802	0.00-	39	4.73-	39	GLOB UNIF	WV	0 2
2286	LOAD Z	801 802	0.00-	02	4.73-	02	GLOB UNIF	WV	0 2
2287	LOAD Y	801 802	4.73-	39	4.73-	39	GLOB UNIF	WV	0 2
2288	LOAD Z	801 802	4.73-	02	4.73-	02	GLOB UNIF	WV	0 2
2289	LOAD Y	801 802	9.46-	39	4.73-	39	GLOB UNIF	WV	0 2
2290	LOAD Z	801 802	9.46-	02	4.73-	02	GLOB UNIF	WV	0 2
2291	LOAD Y	801 802	14.20-	39	4.73-	39	GLOB UNIF	WV	0 2
2292	LOAD Z	801 802	14.20-	02	4.73-	02	GLOB UNIF	WV	0 2
2293	LOAD Y	801 802	18.93-	39	4.73-	39	GLOB UNIF	WV	0 2
2294	LOAD Z	801 802	18.93-	02	4.73-	02	GLOB UNIF	WV	0 2
2295	LOAD Y	802 803	0.00-	39	4.73-	39	GLOB UNIF	WV	0 2
2296	LOAD Z	802 803	0.00-	02	4.73-	02	GLOB UNIF	WV	0 2
2297	LOAD Y	802 803	4.73-	39	4.73-	39	GLOB UNIF	WV	0 2
2298	LOAD Z	802 803	4.73-	02	4.73-	02	GLOB UNIF	WV	0 2
2299	LOAD Y	802 803	9.46-	39	4.73-	39	GLOB UNIF	WV	0 2
2300	LOAD Z	802 803	9.46-	02	4.73-	02	GLOB UNIF	WV	0 2
2301	LOAD Y	802 803	14.20-	39	4.73-	39	GLOB UNIF	WV	0 2
2302	LOAD Z	802 803	14.20-	02	4.73-	02	GLOB UNIF	WV	0 2
2303	LOAD Y	802 803	18.93-	39	4.73-	39	GLOB UNIF	WV	0 2

3-PILE ACFN STRUCTURE -- U.S. NAVY (42-IN. DIAMETER PILING) -- J.ATKINSON

LINE NO.	1...5	1 1 0...5	2 2 0...5	3 3 0...5	4 4 0...5	5 5 0...5	6 6 0...5	7 7 0...5	8 0
2334	LOAD Z	802 803	18.93- 02	4.73- 02			GLOB UNIF	WV 0 2	
2335	LOAD X	803 805	0.00 17	4.73 17			GLOB UNIF	WV 0 2	
2336	LOAD Y	803 805	0.00- 10	4.73- 10			GLOB UNIF	WV 0 2	
2337	LOAD Z	803 805	0.00- 02	4.73- 02			GLOB UNIF	WV 0 2	
2338	LOAD X	803 805	4.73 17	4.73 17			GLOB UNIF	WV 0 2	
2339	LOAD Y	803 805	4.73- 10	4.73- 10			GLOB UNIF	WV 0 2	
2340	LOAD Z	803 805	4.73- 02	4.73- 02			GLOB UNIF	WV 0 2	
2341	LOAD X	803 805	9.46 17	4.73 17			GLOB UNIF	WV 0 2	
2342	LOAD Y	803 805	9.46- 10	4.73- 10			GLOB UNIF	WV 0 2	
2343	LOAD Z	803 805	9.46- 02	4.73- 03			GLOB UNIF	WV 0 2	
2344	LOAD X	803 805	14.20 17	4.73 16			GLOB UNIF	WV 0 2	
2345	LOAD Y	803 805	14.20- 10	4.73- 09			GLOB UNIF	WV 0 2	
2346	LOAD Z	803 805	14.20- 03	4.73- 03			GLOB UNIF	WV 0 2	
2347	LOAD X	803 805	18.93 16	4.73 16			GLOB UNIF	WV 0 2	
2348	LOAD Y	803 805	18.93- 09	4.73- 09			GLOB UNIF	WV 0 2	
2349	LOAD Z	803 805	18.93- 03	4.73- 03			GLOB UNIF	WV 0 2	
2350	LOAD X	805 806	0.00 16	4.73 16			GLOB UNIF	WV 0 2	
2351	LOAD Y	805 806	0.00- 09	4.73- 09			GLOB UNIF	WV 0 2	
2352	LOAD Z	805 806	0.00- 03	4.73- 03			GLOB UNIF	WV 0 2	
2353	LOAD X	805 806	4.73 16	4.73 15			GLOB UNIF	WV 0 2	
2354	LOAD Y	805 806	4.73- 09	4.73- 09			GLOB UNIF	WV 0 2	
2355	LOAD Z	805 806	4.73- 03	4.73- 03			GLOB UNIF	WV 0 2	
2356	LOAD X	805 806	9.47 15	4.73 15			GLOB UNIF	WV 0 2	
2357	LOAD Y	805 806	9.47- 09	4.73- 09			GLOB UNIF	WV 0 2	
2358	LOAD Z	805 806	9.47- 03	4.73- 03			GLOB UNIF	WV 0 2	
2359	LOAD X	805 806	14.20 15	4.73 15			GLOB UNIF	WV 0 2	
2360	LOAD Y	805 806	14.20- 09	4.73- 08			GLOB UNIF	WV 0 2	
2361	LOAD Z	805 806	14.20- 03	4.73- 03			GLOB UNIF	WV 0 2	
2362	LOAD X	805 806	18.93 15	4.73 14			GLOB UNIF	WV 0 2	
2363	LOAD Y	805 806	18.93- 08	4.73- 08			GLOB UNIF	WV 0 2	
2364	LOAD Z	805 806	18.93- 03	4.73- 03			GLOB UNIF	WV 0 2	
2365	LOAD X	801 804	0.00- 17	4.73- 17			GLOB UNIF	WV 0 2	
2366	LOAD Y	801 804	0.00- 10	4.73- 10			GLOB UNIF	WV 0 2	
2367	LOAD Z	801 804	0.00- 02	4.73- 02			GLOB UNIF	WV 0 2	
2368	LOAD X	801 804	4.73- 17	4.73- 17			GLOB UNIF	WV 0 2	
2369	LOAD Y	801 804	4.73- 10	4.73- 10			GLOB UNIF	WV 0 2	
2370	LOAD Z	801 804	4.73- 02	4.73- 02			GLOB UNIF	WV 0 2	
2371	LOAD X	801 804	9.46- 17	4.73- 17			GLOB UNIF	WV 0 2	
2372	LOAD Y	801 804	9.46- 10	4.73- 10			GLOB UNIF	WV 0 2	
2373	LOAD Z	801 804	9.46- 02	4.73- 03			GLOB UNIF	WV 0 2	
2374	LOAD X	801 804	14.20- 17	4.73- 16			GLOB UNIF	WV 0 2	
2375	LOAD Y	801 804	14.20- 10	4.73- 09			GLOB UNIF	WV 0 2	
2376	LOAD Z	801 804	14.20- 03	4.73- 03			GLOB UNIF	WV 0 2	
2377	LOAD X	801 804	18.93- 16	4.73- 16			GLOB UNIF	WV 0 2	
2378	LOAD Y	801 804	18.93- 09	4.73- 09			GLOB UNIF	WV 0 2	
2379	LOAD Z	801 804	18.93- 03	4.73- 03			GLOB UNIF	WV 0 2	
2380	LOAD X	804 806	0.00- 16	4.73- 16			GLOB UNIF	WV 0 2	
2381	LOAD Y	804 806	0.00- 09	4.73- 09			GLOB UNIF	WV 0 2	
2382	LOAD Z	804 806	0.00- 03	4.73- 03			GLOB UNIF	WV 0 2	

STRAND [illegible] DATA

3-PILE ACOW STRUCTURE -- U.S. NAVY (42-IN. DIAMETER PILING) -- J.ATKINSON

LINE NO.	1	2	3	4	5	6	7	8
2358	LOAD X 804 805	4.73-	16	4.73-	15	GLOB UNIF	WV 0 2	
2359	LOAD Y 804 806	4.73-	09	4.73-	09	GLOB UNIF	WV 0 2	
2360	LOAD Z 804 806	4.73-	03	4.73-	03	GLOB UNIF	WV 0 2	
2356	LOAD X 804 806	9.47-	15	4.73-	15	GLOB UNIF	WV 0 2	
2357	LOAD Y 804 806	9.47-	09	4.73-	09	GLOB UNIF	WV 0 2	
2358	LOAD Z 804 806	9.47-	03	4.73-	03	GLOB UNIF	WV 0 2	
2359	LOAD X 804 806	14.20-	15	4.73-	15	GLOB UNIF	WV 0 2	
2360	LOAD Y 804 806	14.20-	09	4.73-	09	GLOB UNIF	WV 0 2	
2361	LOAD Z 804 806	14.20-	03	4.73-	03	GLOB UNIF	WV 0 2	
2362	LOAD X 804 805	18.93-	15	4.73-	14	GLOB UNIF	WV 0 2	
2363	LOAD Y 804 805	18.93-	08	4.73-	08	GLOB UNIF	WV 0 2	
2364	LOAD Z 804 806	18.93-	03	4.73-	03	GLOB UNIF	WV 0 2	
2365	LOAD X 802 804	0.00	12	4.73	12	GLOB UNIF	WV 0 2	
2366	LOAD Y 802 804	0.00-	07	4.73-	07	GLOB UNIF	WV 0 2	
2367	LOAD Z 802 804	0.00-	1	4.73-	1	GLOB UNIF	WV 0 2	
2368	LOAD X 802 804	4.73	12	4.73	12	GLOB UNIF	WV 0 2	
2369	LOAD Y 802 804	4.73-	07	4.73-	07	GLOB UNIF	WV 0 2	
2370	LOAD Z 802 804	4.73-	1	4.73-	1	GLOB UNIF	WV 0 2	
2371	LOAD X 802 804	9.46	12	4.73	12	GLOB UNIF	WV 0 2	
2372	LOAD Y 802 804	9.46-	07	4.73-	07	GLOB UNIF	WV 0 2	
2373	LOAD Z 802 804	9.46-	1	4.73-	1	GLOB UNIF	WV 0 2	
2374	LOAD X 802 804	14.20	12	4.73	12	GLOB UNIF	WV 0 2	
2375	LOAD Y 802 804	14.20-	07	4.73-	07	GLOB UNIF	WV 0 2	
2376	LOAD Z 802 804	14.20-	1	4.73-	1	GLOB UNIF	WV 0 2	
2377	LOAD X 802 804	18.93	12	4.73	12	GLOB UNIF	WV 0 2	
2378	LOAD Y 802 804	18.93-	07	4.73-	07	GLOB UNIF	WV 0 2	
2379	LOAD Z 802 804	18.93-	1	4.73-	1	GLOB UNIF	WV 0 2	
2380	LOAD X 802 805	0.00-	12	4.73-	12	GLOB UNIF	WV 0 2	
2381	LOAD Y 802 805	0.00-	07	4.73-	07	GLOB UNIF	WV 0 2	
2382	LOAD Z 802 805	0.00-	1	4.73-	1	GLOB UNIF	WV 0 2	
2383	LOAD X 802 805	4.73-	12	4.73-	12	GLOB UNIF	WV 0 2	
2384	LOAD Y 802 805	4.73-	07	4.73-	07	GLOB UNIF	WV 0 2	
2385	LOAD Z 802 805	4.73-	1	4.73-	1	GLOB UNIF	WV 0 2	
2386	LOAD X 802 805	9.46-	12	4.73-	12	GLOB UNIF	WV 0 2	
2387	LOAD Y 802 805	9.46-	07	4.73-	07	GLOB UNIF	WV 0 2	
2388	LOAD Z 802 805	9.46-	1	4.73-	1	GLOB UNIF	WV 0 2	
2389	LOAD X 802 805	14.20-	12	4.73-	12	GLOB UNIF	WV 0 2	
2390	LOAD Y 802 805	14.20-	07	4.73-	07	GLOB UNIF	WV 0 2	
2391	LOAD Z 802 805	14.20-	1	4.73-	1	GLOB UNIF	WV 0 2	
2392	LOAD X 802 805	18.93-	12	4.73-	12	GLOB UNIF	WV 0 2	
2393	LOAD Y 802 805	18.93-	07	4.73-	07	GLOB UNIF	WV 0 2	
2394	LOAD Z 802 805	18.93-	1	4.73-	1	GLOB UNIF	WV 0 2	
2395	LOAD Y 804 805	0.00-	27	4.73-	27	GLOB UNIF	WV 0 2	
2396	LOAD Z 804 805	0.00-	1	4.73-	1	GLOB UNIF	WV 0 2	
2397	LOAD Y 804 805	4.73-	27	4.73-	27	GLOB UNIF	WV 0 2	
2398	LOAD Z 804 805	4.73-	1	4.73-	1	GLOB UNIF	WV 0 2	
2399	LOAD Y 804 805	9.46-	27	4.73-	27	GLOB UNIF	WV 0 2	
2400	LOAD Z 804 805	9.46-	1	4.73-	1	GLOB UNIF	WV 0 2	
2401	LOAD Y 804 805	14.20-	27	4.73-	27	GLOB UNIF	WV 0 2	

STRAN INPUT DATA

3-PILE ACMR STRUCTURE -- U.S. NAVY (42-IN. DIAMETER PILING) -- J.ATAINSUN

LINE NO.	1	2	3	4	5	6	7	8
2402	LOAD Z 804 805	14.20-	1	4.15-	1	GLOB UNIF	WV 0 2	
2403	LOAD Y 804 805	18.43-	27	4.15-	27	GLOB UNIF	WV 0 2	
2404	LOAD Z 804 805	18.43-	1	4.15-	1	GLOB UNIF	WV 0 2	
2405	LOAD X 8011002	0.00	03	4.15	02	GLOB UNIF	WV 0 2	
2406	LOAD Y 8011002	0.00-	38	4.15-	37	GLOB UNIF	WV 0 2	
2407	LOAD Z 8011002	0.00	1	4.15	1	GLOB UNIF	WV 0 2	
2408	LOAD X 8011002	4.15	02	4.15	02	GLOB UNIF	WV 0 2	
2409	LOAD Y 8011002	4.15-	37	4.15-	36	GLOB UNIF	WV 0 2	
2410	LOAD Z 8011002	4.15	1	4.15	1	GLOB UNIF	WV 0 2	
2411	LOAD X 8011002	8.30	02	4.15	02	GLOB UNIF	WV 0 2	
2412	LOAD Y 8011002	8.30-	36	4.15-	34	GLOB UNIF	WV 0 2	
2413	LOAD Z 8011002	8.30	1	4.15	1	GLOB UNIF	WV 0 2	
2414	LOAD X 8011002	12.46	02	4.15	02	GLOB UNIF	WV 0 2	
2415	LOAD Y 8011002	12.46-	34	4.15-	33	GLOB UNIF	WV 0 2	
2416	LOAD Z 8011002	12.46	1	4.15	1	GLOB UNIF	WV 0 2	
2417	LOAD X 8011002	16.61	02	4.15	02	GLOB UNIF	WV 0 2	
2418	LOAD Y 8011002	16.61-	33	4.15-	32	GLOB UNIF	WV 0 2	
2419	LOAD Z 8011002	16.61	1	4.15	1	GLOB UNIF	WV 0 2	
2420	LOAD X 8011002	20.76	02	4.15	02	GLOB UNIF	WV 0 2	
2421	LOAD Y 8011002	20.76-	32	4.15-	31	GLOB UNIF	WV 0 2	
2422	LOAD Z 8011002	20.76	1	4.15	1	GLOB UNIF	WV 0 2	
2423	LOAD X 8011002	24.91	02	4.15	1	GLOB UNIF	WV 0 2	
2424	LOAD Y 8011002	24.91-	31	4.15-	30	GLOB UNIF	WV 0 2	
2425	LOAD Z 8011002	24.91	1	4.15	1	GLOB UNIF	WV 0 2	
2426	LOAD X 8011002	29.06	1	5.46		GLOB UNIF	WV 0 2	
2427	LOAD Y 8011002	29.06-	30	4.15-	22	GLOB UNIF	WV 0 2	
2428	LOAD Z 8011002	29.06	1	4.15	02	GLOB UNIF	WV 0 2	
2429	LOAD Y 8011002	33.21-	22	4.15-	13	GLOB UNIF	WV 0 2	
2430	LOAD Z 8011002	33.21	02	4.15	1	GLOB UNIF	WV 0 2	
2431	LOAD Y 8011002	37.37-	13	4.15-	03	GLOB UNIF	WV 0 2	
2432	LOAD Z 8011002	37.37	1	4.15		GLOB UNIF	WV 0 2	
2433	LOAD X 8031002	0.00-	03	4.15-	02	GLOB UNIF	WV 0 2	
2434	LOAD Y 8031002	0.00-	38	4.15-	37	GLOB UNIF	WV 0 2	
2435	LOAD Z 8031002	0.00	1	4.15	1	GLOB UNIF	WV 0 2	
2436	LOAD X 8031002	4.15-	02	4.15-	02	GLOB UNIF	WV 0 2	
2437	LOAD Y 8031002	4.15-	37	4.15-	36	GLOB UNIF	WV 0 2	
2438	LOAD Z 8031002	4.15	1	4.15	1	GLOB UNIF	WV 0 2	
2439	LOAD X 8031002	8.30-	02	4.15-	02	GLOB UNIF	WV 0 2	
2440	LOAD Y 8031002	8.30-	36	4.15-	34	GLOB UNIF	WV 0 2	
2441	LOAD Z 8031002	8.30	1	4.15	1	GLOB UNIF	WV 0 2	
2442	LOAD X 8031002	12.46-	02	4.15-	02	GLOB UNIF	WV 0 2	
2443	LOAD Y 8031002	12.46-	34	4.15-	33	GLOB UNIF	WV 0 2	
2444	LOAD Z 8031002	12.46	1	4.15	1	GLOB UNIF	WV 0 2	
2445	LOAD X 8031002	16.61-	02	4.15-	02	GLOB UNIF	WV 0 2	
2446	LOAD Y 8031002	16.61-	33	4.15-	32	GLOB UNIF	WV 0 2	
2447	LOAD Z 8031002	16.61	1	4.15	1	GLOB UNIF	WV 0 2	
2448	LOAD X 8031002	20.76-	02	4.15-	02	GLOB UNIF	WV 0 2	
2449	LOAD Y 8031002	20.76-	32	4.15-	31	GLOB UNIF	WV 0 2	
2450	LOAD Z 8031002	20.76	1	4.15	1	GLOB UNIF	WV 0 2	

STRAP INPUT DATA

5-PILE ACNR STRUCTURE -- U.S. NAVY (42-IN. DIAMETER PILING) -- J.ATKINSON

LINE NO.	1	1	2	2	3	3	4	4	5	5	6	6	7	7	8
1...5....0....5....0....5....0....5....0....5....0....5....0....5....0....5....0															
2451	LOAD X	80S1002	24.91-	02	4.15-	1					GL08 UNIF		WV	0	2
2452	LOAD Y	80S1002	24.91-	31	4.15-	30					GL08 UNIF		WV	0	2
2453	LOAD Z	80S1002	24.91	1	4.15	1					GL08 UNIF		WV	0	2
2454	LOAD X	80S1002	29.06-	1	5.46						GL08 UNIF		WV	0	2
2455	LOAD Y	80S1002	29.06-	30	4.15-	22					GL08 UNIF		WV	0	2
2456	LOAD Z	80S1002	29.06	1	4.15	02					GL08 UNIF		WV	0	2
2457	LOAD Y	80S1002	33.21-	22	4.15-	13					GL08 UNIF		WV	0	2
2458	LOAD Z	80S1002	33.21	02	4.15	1					GL08 UNIF		WV	0	2
2459	LOAD Y	80S1002	37.37-	13	4.15-	03					GL08 UNIF		WV	0	2
2460	LOAD Z	80S1002	37.37	1	4.15						GL08 UNIF		WV	0	2
2461	LOAD X	80S1005	0.00	04	4.15	04					GL08 UNIF		WV	0	2
2462	LOAD Y	80S1005	0.00-	29	4.15-	28					GL08 UNIF		WV	0	2
2463	LOAD Z	80S1005	0.00-	17	4.15-	17					GL08 UNIF		WV	0	2
2464	LOAD X	80S1005	4.15	04	4.15	04					GL08 UNIF		WV	0	2
2465	LOAD Y	80S1005	4.15-	28	4.15-	27					GL08 UNIF		WV	0	2
2466	LOAD Z	80S1005	4.15-	17	4.15-	16					GL08 UNIF		WV	0	2
2467	LOAD X	80S1005	8.30	04	4.15	04					GL08 UNIF		WV	0	2
2468	LOAD Y	80S1005	8.30-	27	4.15-	26					GL08 UNIF		WV	0	2
2469	LOAD Z	80S1005	8.30-	16	4.15-	15					GL08 UNIF		WV	0	2
2470	LOAD X	80S1005	12.46	04	4.15	04					GL08 UNIF		WV	0	2
2471	LOAD Y	80S1005	12.46-	26	4.15-	25					GL08 UNIF		WV	0	2
2472	LOAD Z	80S1005	12.46-	15	4.15-	15					GL08 UNIF		WV	0	2
2473	LOAD X	80S1005	16.61	04	4.15	04					GL08 UNIF		WV	0	2
2474	LOAD Y	80S1005	16.61-	25	4.15-	24					GL08 UNIF		WV	0	2
2475	LOAD Z	80S1005	16.61-	15	4.15-	14					GL08 UNIF		WV	0	2
2476	LOAD X	80S1005	20.76	04	4.15	03					GL08 UNIF		WV	0	2
2477	LOAD Y	80S1005	20.76-	24	4.15-	23					GL08 UNIF		WV	0	2
2478	LOAD Z	80S1005	20.76-	14	4.15-	14					GL08 UNIF		WV	0	2
2479	LOAD X	80S1005	24.91	03	4.15	03					GL08 UNIF		WV	0	2
2480	LOAD Y	80S1005	24.91-	23	4.15-	22					GL08 UNIF		WV	0	2
2481	LOAD Z	80S1005	24.91-	14	4.15-	13					GL08 UNIF		WV	0	2
2482	LOAD X	80S1005	29.06	03	4.15	02					GL08 UNIF		WV	0	2
2483	LOAD Y	80S1005	29.06-	22	4.15-	16					GL08 UNIF		WV	0	2
2484	LOAD Z	80S1005	29.06-	13	4.15-	10					GL08 UNIF		WV	0	2
2485	LOAD X	80S1005	33.22	02	4.15	1					GL08 UNIF		WV	0	2
2486	LOAD Y	80S1005	33.22-	10	4.15-	09					GL08 UNIF		WV	0	2
2487	LOAD Z	80S1005	33.22-	10	4.15-	00					GL08 UNIF		WV	0	2
2488	LOAD X	80S1005	37.37	1	4.15						GL08 UNIF		WV	0	2
2489	LOAD Y	80S1005	37.37-	09	4.15-	1					GL08 UNIF		WV	0	2
2490	LOAD Z	80S1005	37.37-	00	4.15-	1					GL08 UNIF		WV	0	2
2491	LOAD X	80S1005	0.00	00	4.15	00					GL08 UNIF		WV	0	2
2492	LOAD Y	80S1005	0.00-	25	4.15-	24					GL08 UNIF		WV	0	2
2493	LOAD Z	80S1005	0.00	11	4.15	11					GL08 UNIF		WV	0	2
2494	LOAD X	80S1005	4.15	00	4.15	05					GL08 UNIF		WV	0	2
2495	LOAD Y	80S1005	4.15-	24	4.15-	24					GL08 UNIF		WV	0	2
2496	LOAD Z	80S1005	4.15	11	4.15	11					GL08 UNIF		WV	0	2
2497	LOAD X	80S1005	8.30	05	4.15	05					GL08 UNIF		WV	0	2
2498	LOAD Y	80S1005	8.30-	24	4.15-	23					GL08 UNIF		WV	0	2
2499	LOAD Z	80S1005	8.30	11	4.15	11					GL08 UNIF		WV	0	2

3-PILE ACMR STRUCTURE -- U.S. NAVY (42-IN. DIAMETER PILING) -- J.ATKINSUN

LINE NO.	1...5....0....5....0....5....0....5....0....5....0....5....0....5....0....5....0
2500	LOAD X 8061005 12.46 05 4.15 05 GLOB UNIF WV 0 2
2501	LOAD Y 8061005 12.46- 23 4.15- 23 GLOB UNIF WV 0 2
2502	LOAD Z 8061005 12.46 11 4.15 11 GLOB UNIF WV 0 2
2503	LOAD X 8061005 16.61 05 4.15 05 GLOB UNIF WV 0 2
2504	LOAD Y 8061005 16.61- 23 4.15- 23 GLOB UNIF WV 0 2
2505	LOAD Z 8061005 16.61 11 4.15 11 GLOB UNIF WV 0 2
2506	LOAD X 8061005 20.76 05 4.15 05 GLOB UNIF WV 0 2
2507	LOAD Y 8061005 20.76- 23 4.15- 23 GLOB UNIF WV 0 2
2508	LOAD Z 8061005 20.76 11 4.15 11 GLOB UNIF WV 0 2
2509	LOAD X 8061005 24.91 05 4.15 05 GLOB UNIF WV 0 2
2510	LOAD Y 8061005 24.91- 23 4.15- 22 GLOB UNIF WV 0 2
2511	LOAD Z 8061005 24.91 11 4.15 10 GLOB UNIF WV 0 2
2512	LOAD X 8061005 29.07 05 4.15 05 GLOB UNIF WV 0 2
2513	LOAD Y 8061005 29.07- 22 4.15- 13 GLOB UNIF WV 0 2
2514	LOAD Z 8061005 29.07 10 4.15 05 GLOB UNIF WV 0 2
2515	LOAD X 8061005 33.22 05 4.15 03 GLOB UNIF WV 0 2
2516	LOAD Y 8061005 33.22- 13 4.15- 07 GLOB UNIF WV 0 2
2517	LOAD Z 8061005 33.22 05 4.15 03 GLOB UNIF WV 0 2
2518	LOAD X 8061005 37.37 03 4.15 GLOB UNIF WV 0 2
2519	LOAD Y 8061005 37.37- 07 4.15- 1 GLOB UNIF WV 0 2
2520	LOAD Z 8061005 37.37 03 4.15 1 GLOB UNIF WV 0 2
2521	LOAD X 8011004 0.00- 04 4.15- 04 GLOB UNIF WV 0 2
2522	LOAD Y 8011004 0.00- 29 4.15- 28 GLOB UNIF WV 0 2
2523	LOAD Z 8011004 0.00- 17 4.15- 17 GLOB UNIF WV 0 2
2524	LOAD X 8011004 4.15- 04 4.15- 04 GLOB UNIF WV 0 2
2525	LOAD Y 8011004 4.15- 28 4.15- 27 GLOB UNIF WV 0 2
2526	LOAD Z 8011004 4.15- 17 4.15- 16 GLOB UNIF WV 0 2
2527	LOAD X 8011004 8.30- 04 4.15- 04 GLOB UNIF WV 0 2
2528	LOAD Y 8011004 8.30- 27 4.15- 26 GLOB UNIF WV 0 2
2529	LOAD Z 8011004 8.30- 16 4.15- 15 GLOB UNIF WV 0 2
2530	LOAD X 8011004 12.46- 04 4.15- 04 GLOB UNIF WV 0 2
2531	LOAD Y 8011004 12.46- 26 4.15- 25 GLOB UNIF WV 0 2
2532	LOAD Z 8011004 12.46- 15 4.15- 15 GLOB UNIF WV 0 2
2533	LOAD X 8011004 16.61- 04 4.15- 04 GLOB UNIF WV 0 2
2534	LOAD Y 8011004 16.61- 25 4.15- 24 GLOB UNIF WV 0 2
2535	LOAD Z 8011004 16.61- 15 4.15- 14 GLOB UNIF WV 0 2
2536	LOAD X 8011004 20.76- 04 4.15- 03 GLOB UNIF WV 0 2
2537	LOAD Y 8011004 20.76- 24 4.15- 23 GLOB UNIF WV 0 2
2538	LOAD Z 8011004 20.76- 14 4.15- 14 GLOB UNIF WV 0 2
2539	LOAD X 8011004 24.91- 03 4.15- 03 GLOB UNIF WV 0 2
2540	LOAD Y 8011004 24.91- 23 4.15- 22 GLOB UNIF WV 0 2
2541	LOAD Z 8011004 24.91- 14 4.15- 13 GLOB UNIF WV 0 2
2542	LOAD X 8011004 29.06- 03 4.15- 02 GLOB UNIF WV 0 2
2543	LOAD Y 8011004 29.06- 22 4.15- 16 GLOB UNIF WV 0 2
2544	LOAD Z 8011004 29.06- 13 4.15- 10 GLOB UNIF WV 0 2
2545	LOAD X 8011004 33.22- 02 4.15- 1 GLOB UNIF WV 0 2
2546	LOAD Y 8011004 33.22- 16 4.15- 09 GLOB UNIF WV 0 2
2547	LOAD Z 8011004 33.22- 10 4.15- 06 GLOB UNIF WV 0 2
2548	LOAD X 8011004 37.37- 1 4.15 GLOB UNIF WV 0 2

3-PILE ALOW STRUCTURE -- U.S. NAVY (42-IN. DIAMETER PILING) -- J.ATKINSON

LINE NO.	1	2	3	4	5	6	7	8
2549	LOAD Y 50011004	37.37-	04	4.15-	1	GLOB UNIF	WV 0 2	
2550	LOAD Z 50011004	37.37-	00	4.15-	1	GLOB UNIF	WV 0 2	
2551	LOAD A 50051004	0.00-	00	4.15-	00	GLOB UNIF	WV 0 2	
2552	LOAD Y 50051004	0.00-	25	4.15-	24	GLOB UNIF	WV 0 2	
2553	LOAD Z 50051004	0.00	11	4.15	11	GLOB UNIF	WV 0 2	
2554	LOAD A 50051005	4.15-	00	4.15-	05	GLOB UNIF	WV 0 2	
2555	LOAD Y 50051005	4.15-	24	4.15-	24	GLOB UNIF	WV 0 2	
2556	LOAD Z 50051004	4.15	11	4.15	11	GLOB UNIF	WV 0 2	
2557	LOAD A 50051004	8.30-	05	4.15-	05	GLOB UNIF	WV 0 2	
2558	LOAD Y 50051004	8.30-	24	4.15-	23	GLOB UNIF	WV 0 2	
2559	LOAD Z 50051004	8.30	11	4.15	11	GLOB UNIF	WV 0 2	
2560	LOAD A 50051004	12.46-	05	4.15-	05	GLOB UNIF	WV 0 2	
2561	LOAD Y 50051004	12.46-	23	4.15-	23	GLOB UNIF	WV 0 2	
2562	LOAD Z 50051004	12.46	11	4.15	11	GLOB UNIF	WV 0 2	
2563	LOAD A 50051004	16.61-	05	4.15-	05	GLOB UNIF	WV 0 2	
2564	LOAD Y 50051004	16.61-	23	4.15-	23	GLOB UNIF	WV 0 2	
2565	LOAD Z 50051004	16.61	11	4.15	11	GLOB UNIF	WV 0 2	
2566	LOAD A 50051004	20.76-	05	4.15-	05	GLOB UNIF	WV 0 2	
2567	LOAD Y 50051004	20.76-	23	4.15-	23	GLOB UNIF	WV 0 2	
2568	LOAD Z 50051004	20.76	11	4.15	11	GLOB UNIF	WV 0 2	
2569	LOAD A 50051004	24.91-	05	4.15-	05	GLOB UNIF	WV 0 2	
2570	LOAD Y 50051004	24.91-	23	4.15-	22	GLOB UNIF	WV 0 2	
2571	LOAD Z 50051004	24.91	11	4.15	10	GLOB UNIF	WV 0 2	
2572	LOAD A 50051003	29.07-	05	4.15-	05	GLOB UNIF	WV 0 2	
2573	LOAD Y 50051004	29.07-	22	4.15-	13	GLOB UNIF	WV 0 2	
2574	LOAD Z 50051004	29.07	10	4.15	05	GLOB UNIF	WV 0 2	
2575	LOAD A 50051004	33.22-	05	4.15-	03	GLOB UNIF	WV 0 2	
2576	LOAD Y 50051004	33.22-	13	4.15-	07	GLOB UNIF	WV 0 2	
2577	LOAD Z 50051004	33.22	05	4.15	03	GLOB UNIF	WV 0 2	
2578	LOAD A 50051004	37.37-	03	4.15		GLOB UNIF	WV 0 2	
2579	LOAD Y 50051004	37.37-	07	4.15-	1	GLOB UNIF	WV 0 2	
2580	LOAD Z 50051004	37.37	03	4.15	1	GLOB UNIF	WV 0 2	
2581	LOAD Y 10011002	0.00-	04	5.71-	04	GLOB UNIF	WV 0 2	
2582	LOAD Y 10011002	5.71-	04	5.71-	04	GLOB UNIF	WV 0 2	
2583	LOAD Y 10011002	11.43-	04	5.71-	04	GLOB UNIF	WV 0 2	
2584	LOAD Y 10011002	17.14-	04	5.71-	04	GLOB UNIF	WV 0 2	
2585	LOAD Y 10011002	22.86-	04	5.71-	04	GLOB UNIF	WV 0 2	
2586	LOAD Y 10021003	0.00-	04	5.71-	04	GLOB UNIF	WV 0 2	
2587	LOAD Y 10021003	5.71-	04	5.71-	04	GLOB UNIF	WV 0 2	
2588	LOAD Y 10021003	11.43-	04	5.71-	04	GLOB UNIF	WV 0 2	
2589	LOAD Y 10021003	17.14-	04	5.71-	04	GLOB UNIF	WV 0 2	
2590	LOAD Y 10021003	22.86-	04	5.71-	04	GLOB UNIF	WV 0 2	
2591	LOAD A 10031005	0.00	02	5.71	02	GLOB UNIF	WV 0 2	
2592	LOAD Y 10031005	0.00-	1	5.71-	1	GLOB UNIF	WV 0 2	
2593	LOAD A 10031005	5.71	02	5.71	1	GLOB UNIF	WV 0 2	
2594	LOAD Y 10031005	5.71-	1	5.71-	1	GLOB UNIF	WV 0 2	
2595	LOAD A 10031005	11.43	1	5.71	1	GLOB UNIF	WV 0 2	
2596	LOAD Y 10031005	11.43-	1	5.71-	1	GLOB UNIF	WV 0 2	
2597	LOAD A 10031005	17.14	1	5.71	1	GLOB UNIF	WV 0 2	

3-PILE ACAN STRUCTURE -- U.S. NAVY (42-IN. DIAMETER PILING) -- J.AIKINSON

LINE NO.	1	1	2	2	3	3	4	4	5	5	6	6	7	7	8
	1...5....0....5....0....5....0....5....0....5....0....5....0....5....0....5....0														
2598	LOAD Y 10031005	17.14-	1	5.71						GLOB UNIF		WV 0 2			
2599	LOAD A 10031005	22.85	1	5.71	1					GLOB UNIF		WV 0 2			
2600	LOAD A 10051006	0.00	1	5.71						GLOB UNIF		WV 0 2			
2601	LOAD A 10011004	0.00-	02	5.71-	02					GLOB UNIF		WV 0 2			
2602	LOAD Y 10011004	0.00-	1	5.71-	1					GLOB UNIF		WV 0 2			
2603	LOAD A 10011004	5.71-	02	5.71-	1					GLOB UNIF		WV 0 2			
2604	LOAD Y 10011004	5.71-	1	5.71-	1					GLOB UNIF		WV 0 2			
2605	LOAD A 10011004	11.43-	1	5.71-	1					GLOB UNIF		WV 0 2			
2606	LOAD Y 10011004	11.43-	1	5.71-	1					GLOB UNIF		WV 0 2			
2607	LOAD A 10011004	17.14-	1	5.71-	1					GLOB UNIF		WV 0 2			
2608	LOAD Y 10011004	17.14-	1	5.71						GLOB UNIF		WV 0 2			
2609	LOAD A 10011004	22.85-	1	5.71-	1					GLOB UNIF		WV 0 2			
2610	LOAD A 10041005	0.00-	1	5.71						GLOB UNIF		WV 0 2			
2611	LOAD A 10021004	0.00	1	5.71	1					GLOB UNIF		WV 0 2			
2612	LOAD A 10021004	5.71	1	5.71	1					GLOB UNIF		WV 0 2			
2613	LOAD A 10021004	11.43	1	5.71	1					GLOB UNIF		WV 0 2			
2614	LOAD A 10021004	17.14	1	5.71	1					GLOB UNIF		WV 0 2			
2615	LOAD A 10021004	22.85	1	5.71	1					GLOB UNIF		WV 0 2			
2616	LOAD A 10021005	0.00-	1	5.71-	1					GLOB UNIF		WV 0 2			
2617	LOAD A 10021005	5.71-	1	5.71-	1					GLOB UNIF		WV 0 2			
2618	LOAD A 10021005	11.43-	1	5.71-	1					GLOB UNIF		WV 0 2			
2619	LOAD A 10021005	17.14-	1	5.71-	1					GLOB UNIF		WV 0 2			
2620	LOAD A 10021005	22.85-	1	5.71-	1					GLOB UNIF		WV 0 2			
2621	LOAD Y 10041005	0.00-	1	5.72-	1					GLOB UNIF		WV 0 2			
2622	LOAD Y 10041005	5.72-	1	5.72-	1					GLOB UNIF		WV 0 2			
2623	LOAD Y 10041005	11.43-	1	5.72-	1					GLOB UNIF		WV 0 2			
2624	LOAD Y 10041005	17.15-	1	5.72-	1					GLOB UNIF		WV 0 2			
2625	LOAD Y 10041005	22.85-	1	5.72-	1					GLOB UNIF		WV 0 2			
2626	LOAD Y 201 301	7.23-	126	1.55-	155					GLOB UNIF		WV 0 2			
2627	LOAD Y 201 301	8.79-	155	1.55-	182					GLOB UNIF		WV 0 2			
2628	LOAD Y 201 301	10.34-	182	1.55-	198					GLOB UNIF		WV 0 2			
2629	LOAD Y 201 301	11.89-	198	1.55-	208					GLOB UNIF		WV 0 2			
2630	LOAD Y 201 301	13.45-	208	1.55-	217					GLOB UNIF		WV 0 2			
2631	LOAD Y 203 303	7.23-	126	1.55-	155					GLOB UNIF		WV 0 2			
2632	LOAD Y 203 303	8.79-	155	1.55-	182					GLOB UNIF		WV 0 2			
2633	LOAD Y 203 303	10.34-	182	1.55-	198					GLOB UNIF		WV 0 2			
2634	LOAD Y 203 303	11.89-	198	1.55-	208					GLOB UNIF		WV 0 2			
2635	LOAD Y 203 303	13.45-	208	1.55-	217					GLOB UNIF		WV 0 2			
2636	LOAD Y 206 306	12.91		.30-	50					GLOB UNIF		WV 0 2			
2637	LOAD Y 206 306	13.21-	50	.30-	60					GLOB UNIF		WV 0 2			
2638	LOAD Y 206 306	13.51-	60	.30-	63					GLOB UNIF		WV 0 2			
2639	LOAD Y 206 306	13.80-	63	.30-	66					GLOB UNIF		WV 0 2			
2640	LOAD Y 206 306	14.10-	66	.30-	70					GLOB UNIF		WV 0 2			
2641	LOAD Y 206 306	14.40-	70	.30-	73					GLOB UNIF		WV 0 2			
2642	LOAD Y 206 306	14.70-	73	.30-	76					GLOB UNIF		WV 0 2			
2643	LOAD Y 301 401	0.00-	217	5.70-	250					GLOB UNIF		WV 0 2			
2644	LOAD Y 301 401	5.70-	250	5.70-	253					GLOB UNIF		WV 0 2			
2645	LOAD Y 301 401	11.40-	253	5.70-	243					GLOB UNIF		WV 0 2			
2646	LOAD Y 301 401	17.10-	243	5.70-	190					GLOB UNIF		WV 0 2			

3-PILE ACRN STRUCTURE == U.S. NAVY (42-IN. DIAMETER PILING) == J.ATKINSUN

LINE NO.																				
2047	LOAD	Y	501	401	22.80-	190	5.70-	152					GLOB	UNIF		WV	0	2		
2048	LOAD	Y	503	403	0.00-	277	5.70-	250					GLOB	UNIF		WV	0	2		
2049	LOAD	Y	503	403	5.70-	250	5.70-	253					GLOB	UNIF		WV	0	2		
2050	LOAD	Y	503	403	11.40-	253	5.70-	243					GLOB	UNIF		WV	0	2		
2051	LOAD	Y	503	403	17.10-	243	5.70-	190					GLOB	UNIF		WV	0	2		
2052	LOAD	Y	503	403	22.80-	190	5.70-	152					GLOB	UNIF		WV	0	2		
2053	LOAD	Y	505	405	0.00-	76	5.70-	140					GLOB	UNIF		WV	0	2		
2054	LOAD	Y	505	405	5.70-	140	5.70-	170					GLOB	UNIF		WV	0	2		
2055	LOAD	Y	505	405	11.40-	170	5.70-	184					GLOB	UNIF		WV	0	2		
2056	LOAD	Y	505	405	17.10-	184	5.70-	143					GLOB	UNIF		WV	0	2		
2057	LOAD	Y	505	405	22.80-	143	5.70-	113					GLOB	UNIF		WV	0	2		
2058	LOAD	X	401	501	0.00-	10	.91-	15					GLOB	UNIF		WV	0	2		
2059	LOAD	Y	401	501	0.00-	245	.91-	240					GLOB	UNIF		WV	0	2		
2060	LOAD	Z	401	501	0.00	10	.91	10					GLOB	UNIF		WV	0	2		
2061	LOAD	X	401	501	.91-	15	.91-	15					GLOB	UNIF		WV	0	2		
2062	LOAD	Y	401	501	.91-	240	.91-	235					GLOB	UNIF		WV	0	2		
2063	LOAD	Z	401	501	.91	10	.91	10					GLOB	UNIF		WV	0	2		
2064	LOAD	X	401	501	1.83-	15	.91-	15					GLOB	UNIF		WV	0	2		
2065	LOAD	Y	401	501	1.83-	235	.91-	230					GLOB	UNIF		WV	0	2		
2066	LOAD	Z	401	501	1.83	10	.91	17					GLOB	UNIF		WV	0	2		
2067	LOAD	X	401	501	2.74-	15	.91-	15					GLOB	UNIF		WV	0	2		
2068	LOAD	Y	401	501	2.74-	230	.91-	225					GLOB	UNIF		WV	0	2		
2069	LOAD	Z	401	501	2.74	17	.91	17					GLOB	UNIF		WV	0	2		
2070	LOAD	X	401	501	3.65-	15	.91-	15					GLOB	UNIF		WV	0	2		
2071	LOAD	Y	401	501	3.65-	225	.91-	220					GLOB	UNIF		WV	0	2		
2072	LOAD	Z	401	501	3.65	17	.91	16					GLOB	UNIF		WV	0	2		
2073	LOAD	X	403	503	0.00	16	.91	15					GLOB	UNIF		WV	0	2		
2074	LOAD	Y	403	503	0.00-	245	.91-	240					GLOB	UNIF		WV	0	2		
2075	LOAD	Z	403	503	0.00	10	.91	10					GLOB	UNIF		WV	0	2		
2076	LOAD	X	403	503	.91	15	.91	15					GLOB	UNIF		WV	0	2		
2077	LOAD	Y	403	503	.91-	240	.91-	235					GLOB	UNIF		WV	0	2		
2078	LOAD	Z	403	503	.91	10	.91	10					GLOB	UNIF		WV	0	2		
2079	LOAD	X	403	503	1.83	15	.91	15					GLOB	UNIF		WV	0	2		
2080	LOAD	Y	403	503	1.83-	235	.91-	230					GLOB	UNIF		WV	0	2		
2081	LOAD	Z	403	503	1.83	10	.91	17					GLOB	UNIF		WV	0	2		
2082	LOAD	X	403	503	2.74	15	.91	15					GLOB	UNIF		WV	0	2		
2083	LOAD	Y	403	503	2.74-	230	.91-	225					GLOB	UNIF		WV	0	2		
2084	LOAD	Z	403	503	2.74	17	.91	17					GLOB	UNIF		WV	0	2		
2085	LOAD	X	403	503	3.65	15	.91	15					GLOB	UNIF		WV	0	2		
2086	LOAD	Y	403	503	3.65-	225	.91-	220					GLOB	UNIF		WV	0	2		
2087	LOAD	Z	403	503	3.65	17	.91	16					GLOB	UNIF		WV	0	2		
2088	LOAD	Y	405	505	0.00-	171	.91-	167					GLOB	UNIF		WV	0	2		
2089	LOAD	Z	405	505	0.00-	28	.91-	28					GLOB	UNIF		WV	0	2		
2090	LOAD	Y	405	505	.91-	167	.91-	163					GLOB	UNIF		WV	0	2		
2091	LOAD	Z	405	505	.91-	28	.91-	27					GLOB	UNIF		WV	0	2		
2092	LOAD	Y	405	505	1.82-	163	.91-	159					GLOB	UNIF		WV	0	2		
2093	LOAD	Z	405	505	1.82-	27	.91-	28					GLOB	UNIF		WV	0	2		
2094	LOAD	Y	405	505	2.74-	159	.91-	155					GLOB	UNIF		WV	0	2		
2095	LOAD	Z	405	505	2.74-	28	.91-	28					GLOB	UNIF		WV	0	2		

STRAN INPUT DATA

5-PILE ACHR STRUCTURE -- U.S. NAVY (42-IN. DIAMETER PILING) -- J.ATKINSON

LINE NO.	1	1	2	2	3	3	4	4	5	5	6	6	7	7	8
	1....5....0....5....0....5....0....5....0....5....0....5....0....5....0....5....0														
2696	LOAD Y 406 506		3.65-	155	.91-	151					GLOB UNIF		WV	0	2
2697	LOAD Z 406 506		3.65-	26	.91-	25					GLOB UNIF		WV	0	2
2698	LOAD A 501 601		0.00-	14	1.22-	14					GLOB UNIF		WV	0	2
2699	LOAD Y 501 601		0.00-	217	1.22-	211					GLOB UNIF		WV	0	2
2700	LOAD Z 501 601		0.00	16	1.22	15					GLOB UNIF		WV	0	2
2701	LOAD A 501 601		1.22-	14	1.22-	14					GLOB UNIF		WV	0	2
2702	LOAD Y 501 601		1.22-	211	1.22-	204					GLOB UNIF		WV	0	2
2703	LOAD Z 501 601		1.22	15	1.22	15					GLOB UNIF		WV	0	2
2704	LOAD A 501 601		2.43-	14	1.22-	13					GLOB UNIF		WV	0	2
2705	LOAD Y 501 601		2.43-	204	1.22-	196					GLOB UNIF		WV	0	2
2706	LOAD Z 501 601		2.43	15	1.22	15					GLOB UNIF		WV	0	2
2707	LOAD A 501 601		3.65-	13	1.22-	13					GLOB UNIF		WV	0	2
2708	LOAD Y 501 601		3.65-	196	1.22-	194					GLOB UNIF		WV	0	2
2709	LOAD Z 501 601		3.65	15	1.22	14					GLOB UNIF		WV	0	2
2710	LOAD A 501 601		4.87-	13	1.22-	13					GLOB UNIF		WV	0	2
2711	LOAD Y 501 601		4.87-	194	1.22-	189					GLOB UNIF		WV	0	2
2712	LOAD Z 501 601		4.87	14	1.22	14					GLOB UNIF		WV	0	2
2713	LOAD A 503 603		0.00	14	1.22	14					GLOB UNIF		WV	0	2
2714	LOAD Y 503 603		0.00-	217	1.22-	211					GLOB UNIF		WV	0	2
2715	LOAD Z 503 603		0.00	16	1.22	15					GLOB UNIF		WV	0	2
2716	LOAD A 503 603		1.22	14	1.22	14					GLOB UNIF		WV	0	2
2717	LOAD Y 503 603		1.22-	211	1.22-	204					GLOB UNIF		WV	0	2
2718	LOAD Z 503 603		1.22	15	1.22	15					GLOB UNIF		WV	0	2
2719	LOAD A 503 603		2.43	14	1.22	13					GLOB UNIF		WV	0	2
2720	LOAD Y 503 603		2.43-	204	1.22-	198					GLOB UNIF		WV	0	2
2721	LOAD Z 503 603		2.43	15	1.22	15					GLOB UNIF		WV	0	2
2722	LOAD A 503 603		3.65	13	1.22	13					GLOB UNIF		WV	0	2
2723	LOAD Y 503 603		3.65-	198	1.22-	194					GLOB UNIF		WV	0	2
2724	LOAD Z 503 603		3.65	15	1.22	14					GLOB UNIF		WV	0	2
2725	LOAD A 503 603		4.87	13	1.22	13					GLOB UNIF		WV	0	2
2726	LOAD Y 503 603		4.87-	194	1.22-	189					GLOB UNIF		WV	0	2
2727	LOAD Z 503 603		4.87	14	1.22	14					GLOB UNIF		WV	0	2
2728	LOAD Y 506 606		0.00-	149	1.22-	144					GLOB UNIF		WV	0	2
2729	LOAD Z 506 606		0.00-	25	1.22-	24					GLOB UNIF		WV	0	2
2730	LOAD Y 506 606		1.22-	144	1.22-	139					GLOB UNIF		WV	0	2
2731	LOAD Z 506 606		1.22-	24	1.22-	23					GLOB UNIF		WV	0	2
2732	LOAD Y 506 606		2.43-	139	1.22-	135					GLOB UNIF		WV	0	2
2733	LOAD Z 506 606		2.43-	23	1.22-	22					GLOB UNIF		WV	0	2
2734	LOAD Y 506 606		3.65-	135	1.22-	131					GLOB UNIF		WV	0	2
2735	LOAD Z 506 606		3.65-	22	1.22-	22					GLOB UNIF		WV	0	2
2736	LOAD Y 506 606		4.87-	131	1.22-	126					GLOB UNIF		WV	0	2
2737	LOAD Z 506 606		4.87-	22	1.22-	21					GLOB UNIF		WV	0	2
2738	LOAD A 601 651		0.00-	13	1.22-	13					GLOB UNIF		WV	0	2
2739	LOAD Y 601 651		0.00-	189	1.22-	185					GLOB UNIF		WV	0	2
2740	LOAD Z 601 651		0.00	14	1.22	13					GLOB UNIF		WV	0	2
2741	LOAD A 601 651		1.22-	13	1.22-	13					GLOB UNIF		WV	0	2
2742	LOAD Y 601 651		1.22-	185	1.22-	180					GLOB UNIF		WV	0	2
2743	LOAD Z 601 651		1.22	13	1.22	13					GLOB UNIF		WV	0	2
2744	LOAD A 601 651		2.43-	13	1.22-	12					GLOB UNIF		WV	0	2

5-PILE ALPHA STRUCTURE -- U.S. NAVY (42-IN. DIAMETER PILING) -- J.ATKINSON

LINE NO.	1...5	1 1...5	2 2...5	3 3...5	4 4...5	5 5...5	6...5	7 7...5	8...0
2745	LOAD Y	001 051	2.43= 180	1.22= 175			GLOB UNIF	WV 0 2	
2746	LOAD Z	001 051	2.43 13	1.22 13			GLOB UNIF	WV 0 2	
2747	LOAD A	001 051	3.65= 12	1.22= 12			GLOB UNIF	WV 0 2	
2748	LOAD Y	001 051	3.65= 175	1.22= 171			GLOB UNIF	WV 0 2	
2749	LOAD Z	001 051	3.65 13	1.22 13			GLOB UNIF	WV 0 2	
2750	LOAD A	001 051	4.87= 12	1.22= 12			GLOB UNIF	WV 0 2	
2751	LOAD Y	001 051	4.87= 171	1.22= 166			GLOB UNIF	WV 0 2	
2752	LOAD Z	001 051	4.87 13	1.22 12			GLOB UNIF	WV 0 2	
2753	LOAD A	003 053	0.00 13	1.22 13			GLOB UNIF	WV 0 2	
2754	LOAD Y	003 053	0.00= 184	1.22= 185			GLOB UNIF	WV 0 2	
2755	LOAD Z	003 053	0.00 14	1.22 13			GLOB UNIF	WV 0 2	
2756	LOAD A	003 053	1.22 13	1.22 13			GLOB UNIF	WV 0 2	
2757	LOAD Y	003 053	1.22= 185	1.22= 180			GLOB UNIF	WV 0 2	
2758	LOAD Z	003 053	1.22 13	1.22 13			GLOB UNIF	WV 0 2	
2759	LOAD X	003 053	2.43 13	1.22 12			GLOB UNIF	WV 0 2	
2760	LOAD Y	003 053	2.43= 180	1.22= 175			GLOB UNIF	WV 0 2	
2761	LOAD Z	003 053	2.43 13	1.22 13			GLOB UNIF	WV 0 2	
2762	LOAD A	003 053	3.65 12	1.22 12			GLOB UNIF	WV 0 2	
2763	LOAD Y	003 053	3.65= 175	1.22= 171			GLOB UNIF	WV 0 2	
2764	LOAD Z	003 053	3.65 13	1.22 13			GLOB UNIF	WV 0 2	
2765	LOAD A	003 053	4.87 12	1.22 12			GLOB UNIF	WV 0 2	
2766	LOAD Y	003 053	4.87= 171	1.22= 166			GLOB UNIF	WV 0 2	
2767	LOAD Z	003 053	4.87 13	1.22 12			GLOB UNIF	WV 0 2	
2768	LOAD Y	005 055	0.00= 126	1.22= 124			GLOB UNIF	WV 0 2	
2769	LOAD Z	005 055	0.00= 21	1.22= 21			GLOB UNIF	WV 0 2	
2770	LOAD Y	005 055	1.22= 124	1.22= 121			GLOB UNIF	WV 0 2	
2771	LOAD Z	005 055	1.22= 21	1.22= 20			GLOB UNIF	WV 0 2	
2772	LOAD Y	005 055	2.43= 121	1.22= 118			GLOB UNIF	WV 0 2	
2773	LOAD Z	005 055	2.43= 20	1.22= 20			GLOB UNIF	WV 0 2	
2774	LOAD Y	005 055	3.65= 118	1.22= 114			GLOB UNIF	WV 0 2	
2775	LOAD Z	005 055	3.65= 20	1.22= 19			GLOB UNIF	WV 0 2	
2776	LOAD Y	005 055	4.87= 114	1.22= 111			GLOB UNIF	WV 0 2	
2777	LOAD Z	005 055	4.87= 19	1.22= 18			GLOB UNIF	WV 0 2	
2778	LOAD A	051 051	0.00= 23	1.22= 22			GLOB UNIF	WV 0 2	
2779	LOAD Y	051 051	0.00= 248	1.22= 241			GLOB UNIF	WV 0 2	
2780	LOAD Z	051 051	0.00 17	1.22 17			GLOB UNIF	WV 0 2	
2781	LOAD A	051 051	1.22= 24	1.22= 22			GLOB UNIF	WV 0 2	
2782	LOAD Y	051 051	1.22= 241	1.22= 237			GLOB UNIF	WV 0 2	
2783	LOAD Z	051 051	1.22 17	1.22 17			GLOB UNIF	WV 0 2	
2784	LOAD A	051 051	2.43= 22	1.22= 22			GLOB UNIF	WV 0 2	
2785	LOAD Y	051 051	2.43= 237	1.22= 232			GLOB UNIF	WV 0 2	
2786	LOAD Z	051 051	2.43 17	1.22 16			GLOB UNIF	WV 0 2	
2787	LOAD A	051 051	3.65= 22	1.22= 21			GLOB UNIF	WV 0 2	
2788	LOAD Y	051 051	3.65= 232	1.22= 227			GLOB UNIF	WV 0 2	
2789	LOAD Z	051 051	3.65 16	1.22 16			GLOB UNIF	WV 0 2	
2790	LOAD A	051 051	4.87= 21	1.22= 21			GLOB UNIF	WV 0 2	
2791	LOAD Y	051 051	4.87= 227	1.22= 223			GLOB UNIF	WV 0 2	
2792	LOAD Z	051 051	4.87 16	1.22 16			GLOB UNIF	WV 0 2	
2793	LOAD A	053 053	0.00 23	1.22 22			GLOB UNIF	WV 0 2	

3-PILE ACMR STRUCTURE -- U.S. NAVY (42-IN. DIAMETER PILING) -- J.ATKINSON

LINE NO.	1	2	3	4	5	6	7	8
2794	LOAD Y 653 653	0.00- 246	1.22- 241	GLOB UNIF WV 0 2				
2795	LOAD Z 653 653	0.00 17	1.22 17	GLOB UNIF WV 0 2				
2796	LOAD X 653 653	1.22 22	1.22 22	GLOB UNIF WV 0 2				
2797	LOAD Y 653 653	1.22- 241	1.22- 237	GLOB UNIF WV 0 2				
2798	LOAD Z 653 653	1.22 17	1.22 17	GLOB UNIF WV 0 2				
2799	LOAD X 653 653	2.43 22	1.22 22	GLOB UNIF WV 0 2				
2800	LOAD Y 653 653	2.43- 237	1.22- 232	GLOB UNIF WV 0 2				
2801	LOAD Z 653 653	2.43 17	1.22 16	GLOB UNIF WV 0 2				
2802	LOAD X 653 653	3.65 22	1.22 21	GLOB UNIF WV 0 2				
2803	LOAD Y 653 653	3.65- 232	1.22- 227	GLOB UNIF WV 0 2				
2804	LOAD Z 653 653	3.65 16	1.22 16	GLOB UNIF WV 0 2				
2805	LOAD X 653 653	4.87 21	1.22 21	GLOB UNIF WV 0 2				
2806	LOAD Y 653 653	4.87- 227	1.22- 223	GLOB UNIF WV 0 2				
2807	LOAD Z 653 653	4.87 16	1.22 16	GLOB UNIF WV 0 2				
2808	LOAD Y 656 656	0.00- 141	1.22- 137	GLOB UNIF WV 0 2				
2809	LOAD Z 656 656	0.00- 24	1.22- 23	GLOB UNIF WV 0 2				
2810	LOAD Y 656 656	1.22- 137	1.22- 134	GLOB UNIF WV 0 2				
2811	LOAD Z 656 656	1.22- 23	1.22- 22	GLOB UNIF WV 0 2				
2812	LOAD Y 656 656	2.43- 134	1.22- 130	GLOB UNIF WV 0 2				
2813	LOAD Z 656 656	2.43- 22	1.22- 22	GLOB UNIF WV 0 2				
2814	LOAD Y 656 656	3.65- 130	1.22- 127	GLOB UNIF WV 0 2				
2815	LOAD Z 656 656	3.65- 22	1.22- 21	GLOB UNIF WV 0 2				
2816	LOAD Y 656 656	4.87- 127	1.22- 124	GLOB UNIF WV 0 2				
2817	LOAD Z 656 656	4.87- 21	1.22- 21	GLOB UNIF WV 0 2				
2818	LOAD X 651 701	0.00- 21	1.42- 20	GLOB UNIF WV 0 2				
2819	LOAD Y 651 701	0.00- 223	1.42- 217	GLOB UNIF WV 0 2				
2820	LOAD Z 651 701	0.00 15	1.42 15	GLOB UNIF WV 0 2				
2821	LOAD X 651 701	1.42- 20	1.42- 20	GLOB UNIF WV 0 2				
2822	LOAD Y 651 701	1.42- 217	1.42- 212	GLOB UNIF WV 0 2				
2823	LOAD Z 651 701	1.42 15	1.42 15	GLOB UNIF WV 0 2				
2824	LOAD X 651 701	2.84- 20	1.42- 19	GLOB UNIF WV 0 2				
2825	LOAD Y 651 701	2.84- 212	1.42- 206	GLOB UNIF WV 0 2				
2826	LOAD Z 651 701	2.84 15	1.42 14	GLOB UNIF WV 0 2				
2827	LOAD X 651 701	4.26- 19	1.42- 19	GLOB UNIF WV 0 2				
2828	LOAD Y 651 701	4.26- 206	1.42- 201	GLOB UNIF WV 0 2				
2829	LOAD Z 651 701	4.26 14	1.42 14	GLOB UNIF WV 0 2				
2830	LOAD X 651 701	5.68- 19	1.42- 18	GLOB UNIF WV 0 2				
2831	LOAD Y 651 701	5.68- 201	1.42- 197	GLOB UNIF WV 0 2				
2832	LOAD Z 651 701	5.68 14	1.42 14	GLOB UNIF WV 0 2				
2833	LOAD X 653 703	0.00 21	1.42 20	GLOB UNIF WV 0 2				
2834	LOAD Y 653 703	0.00- 223	1.42- 217	GLOB UNIF WV 0 2				
2835	LOAD Z 653 703	0.00 15	1.42 15	GLOB UNIF WV 0 2				
2836	LOAD X 653 703	1.42 20	1.42 20	GLOB UNIF WV 0 2				
2837	LOAD Y 653 703	1.42- 217	1.42- 212	GLOB UNIF WV 0 2				
2838	LOAD Z 653 703	1.42 15	1.42 15	GLOB UNIF WV 0 2				
2839	LOAD X 653 703	2.84 20	1.42 19	GLOB UNIF WV 0 2				
2840	LOAD Y 653 703	2.84- 212	1.42- 206	GLOB UNIF WV 0 2				
2841	LOAD Z 653 703	2.84 15	1.42 14	GLOB UNIF WV 0 2				
2842	LOAD X 653 703	4.26 19	1.42 19	GLOB UNIF WV 0 2				

S-PILE ACMR STRUCTURE -- U.S. NAVY (42-IN. DIAMETER PILING) -- J.ATKINSON

LINE NO.	1	1	2	2	3	3	4	4	5	5	6	6	7	7	8
2643	LOAD Y	655 703	4.26-	206	1.42-	201					GLOB UNIF		WV 0 2		
2644	LOAD Z	655 703	4.26	14	1.42	14					GLOB UNIF		WV 0 2		
2645	LOAD X	655 703	5.68	19	1.42	18					GLOB UNIF		WV 0 2		
2646	LOAD Y	655 703	5.68-	201	1.42-	197					GLOB UNIF		WV 0 2		
2647	LOAD Z	655 703	5.68	14	1.42	14					GLOB UNIF		WV 0 2		
2648	LOAD Y	656 706	0.00-	124	1.42-	120					GLOB UNIF		WV 0 2		
2649	LOAD Z	656 706	0.00-	21	1.42-	20					GLOB UNIF		WV 0 2		
2650	LOAD Y	656 706	1.42-	120	1.42-	116					GLOB UNIF		WV 0 2		
2651	LOAD Z	656 706	1.42-	20	1.42-	19					GLOB UNIF		WV 0 2		
2652	LOAD Y	656 706	2.84-	116	1.42-	112					GLOB UNIF		WV 0 2		
2653	LOAD Z	656 706	2.84-	19	1.42-	19					GLOB UNIF		WV 0 2		
2654	LOAD Y	656 706	4.26-	112	1.42-	109					GLOB UNIF		WV 0 2		
2655	LOAD Z	656 706	4.26-	19	1.42-	18					GLOB UNIF		WV 0 2		
2656	LOAD Y	656 706	5.68-	109	1.42-	106					GLOB UNIF		WV 0 2		
2657	LOAD Z	656 706	5.68-	18	1.42-	18					GLOB UNIF		WV 0 2		
2658	LOAD X	701 801	0.00-	16	0.89-	14					GLOB UNIF		WV 0 2		
2659	LOAD Y	701 801	0.00-	186	0.89-	166					GLOB UNIF		WV 0 2		
2660	LOAD Z	701 801	0.00	13	0.89	12					GLOB UNIF		WV 0 2		
2661	LOAD X	701 801	0.89-	14	0.89-	13					GLOB UNIF		WV 0 2		
2662	LOAD Y	701 801	0.89-	166	0.89-	151					GLOB UNIF		WV 0 2		
2663	LOAD Z	701 801	0.89	12	0.89	11					GLOB UNIF		WV 0 2		
2664	LOAD X	701 801	15.79-	13	0.89-	11					GLOB UNIF		WV 0 2		
2665	LOAD Y	701 801	15.79-	151	0.89-	138					GLOB UNIF		WV 0 2		
2666	LOAD Z	701 801	15.79	11	0.89	10					GLOB UNIF		WV 0 2		
2667	LOAD X	701 801	20.68-	11	0.89-	09					GLOB UNIF		WV 0 2		
2668	LOAD Y	701 801	20.68-	136	0.89-	124					GLOB UNIF		WV 0 2		
2669	LOAD Z	701 801	20.68	10	0.89	09					GLOB UNIF		WV 0 2		
2670	LOAD X	701 801	27.57-	09	0.89-	08					GLOB UNIF		WV 0 2		
2671	LOAD Y	701 801	27.57-	124	0.89-	116					GLOB UNIF		WV 0 2		
2672	LOAD Z	701 801	27.57	09	0.89	09					GLOB UNIF		WV 0 2		
2673	LOAD X	703 803	0.00	16	0.89	14					GLOB UNIF		WV 0 2		
2674	LOAD Y	703 803	0.00-	186	0.89-	166					GLOB UNIF		WV 0 2		
2675	LOAD Z	703 803	0.00	13	0.89	12					GLOB UNIF		WV 0 2		
2676	LOAD X	703 803	0.89	14	0.89	13					GLOB UNIF		WV 0 2		
2677	LOAD Y	703 803	0.89-	166	0.89-	151					GLOB UNIF		WV 0 2		
2678	LOAD Z	703 803	0.89	12	0.89	11					GLOB UNIF		WV 0 2		
2679	LOAD X	703 803	15.79	13	0.89	11					GLOB UNIF		WV 0 2		
2680	LOAD Y	703 803	15.79-	151	0.89-	138					GLOB UNIF		WV 0 2		
2681	LOAD Z	703 803	15.79	11	0.89	10					GLOB UNIF		WV 0 2		
2682	LOAD X	703 803	20.68	11	0.89	09					GLOB UNIF		WV 0 2		
2683	LOAD Y	703 803	20.68-	136	0.89-	124					GLOB UNIF		WV 0 2		
2684	LOAD Z	703 803	20.68	10	0.89	09					GLOB UNIF		WV 0 2		
2685	LOAD X	703 803	27.57	09	0.89	08					GLOB UNIF		WV 0 2		
2686	LOAD Y	703 803	27.57-	124	0.89-	116					GLOB UNIF		WV 0 2		
2687	LOAD Z	703 803	27.57	09	0.89	09					GLOB UNIF		WV 0 2		
2688	LOAD Y	705 805	0.00-	105	0.89-	92					GLOB UNIF		WV 0 2		
2689	LOAD Z	705 805	0.00-	16	0.89-	15					GLOB UNIF		WV 0 2		
2690	LOAD Y	705 805	0.89-	92	0.89-	80					GLOB UNIF		WV 0 2		
2691	LOAD Z	705 805	0.89-	15	0.89-	13					GLOB UNIF		WV 0 2		

3-PILE ACMR STRUCTURE -- U.S. NAVY (42-IN. DIAMETER PILING) -- J.ATKINSON

LINE NO.	1	2	3	4	5	6	7	8
2892	LOAD Y 706 806	13.79-	80	0.89-	70	GLOB UNIF	WV 0 2	
2893	LOAD Z 706 806	13.79-	13	0.89-	12	GLOB UNIF	WV 0 2	
2894	LOAD Y 706 806	20.68-	70	0.89-	61	GLOB UNIF	WV 0 2	
2895	LOAD Z 706 806	20.68-	12	0.89-	10	GLOB UNIF	WV 0 2	
2896	LOAD Y 706 806	27.58-	61	0.89-	53	GLOB UNIF	WV 0 2	
2897	LOAD Z 706 806	27.58-	10	0.89-	09	GLOB UNIF	WV 0 2	
2898	LOAD X 8011001	0.00-	08	4.31-	07	GLOB UNIF	WV 0 2	
2899	LOAD Y 8011001	0.00-	116	4.31-	112	GLOB UNIF	WV 0 2	
2900	LOAD Z 8011001	0.00	09	4.31	08	GLOB UNIF	WV 0 2	
2901	LOAD X 8011001	4.31-	07	4.31-	06	GLOB UNIF	WV 0 2	
2902	LOAD Y 8011001	4.31-	112	4.31-	108	GLOB UNIF	WV 0 2	
2903	LOAD Z 8011001	4.31	08	4.31	08	GLOB UNIF	WV 0 2	
2904	LOAD X 8011001	8.62-	06	4.31-	05	GLOB UNIF	WV 0 2	
2905	LOAD Y 8011001	8.62-	108	4.31-	104	GLOB UNIF	WV 0 2	
2906	LOAD Z 8011001	8.62	08	4.31	08	GLOB UNIF	WV 0 2	
2907	LOAD X 8011001	12.93-	05	4.31-	04	GLOB UNIF	WV 0 2	
2908	LOAD Y 8011001	12.93-	104	4.31-	101	GLOB UNIF	WV 0 2	
2909	LOAD Z 8011001	12.93	08	4.31	08	GLOB UNIF	WV 0 2	
2910	LOAD X 8011001	17.23-	04	4.31-	03	GLOB UNIF	WV 0 2	
2911	LOAD Y 8011001	17.23-	101	4.31-	98	GLOB UNIF	WV 0 2	
2912	LOAD Z 8011001	17.23	08	4.31	08	GLOB UNIF	WV 0 2	
2913	LOAD X 8011001	21.54-	03	4.31-	1	GLOB UNIF	WV 0 2	
2914	LOAD Y 8011001	21.54-	98	4.31-	87	GLOB UNIF	WV 0 2	
2915	LOAD Z 8011001	21.54	08	4.31	07	GLOB UNIF	WV 0 2	
2916	LOAD X 8011001	25.85-	1	4.31-	1	GLOB UNIF	WV 0 2	
2917	LOAD Y 8011001	25.85-	87	4.31-	57	GLOB UNIF	WV 0 2	
2918	LOAD Z 8011001	25.85	07	4.31	05	GLOB UNIF	WV 0 2	
2919	LOAD X 8011001	30.16-	1	4.31		GLOB UNIF	WV 0 2	
2920	LOAD Y 8011001	30.16-	57	4.31-	27	GLOB UNIF	WV 0 2	
2921	LOAD Z 8011001	30.16	05	4.31	02	GLOB UNIF	WV 0 2	
2922	LOAD X 8051003	0.00	08	4.31	07	GLOB UNIF	WV 0 2	
2923	LOAD Y 8051003	0.00-	116	4.31-	112	GLOB UNIF	WV 0 2	
2924	LOAD Z 8051003	0.00	09	4.31	08	GLOB UNIF	WV 0 2	
2925	LOAD X 8051003	4.31	07	4.31	06	GLOB UNIF	WV 0 2	
2926	LOAD Y 8051003	4.31-	112	4.31-	108	GLOB UNIF	WV 0 2	
2927	LOAD Z 8051003	4.31	08	4.31	08	GLOB UNIF	WV 0 2	
2928	LOAD X 8051003	8.62	06	4.31	05	GLOB UNIF	WV 0 2	
2929	LOAD Y 8051003	8.62-	108	4.31-	104	GLOB UNIF	WV 0 2	
2930	LOAD Z 8051003	8.62	08	4.31	08	GLOB UNIF	WV 0 2	
2931	LOAD X 8051003	12.93	05	4.31	04	GLOB UNIF	WV 0 2	
2932	LOAD Y 8051003	12.93-	104	4.31-	101	GLOB UNIF	WV 0 2	
2933	LOAD Z 8051003	12.93	08	4.31	08	GLOB UNIF	WV 0 2	
2934	LOAD X 8051003	17.23	04	4.31	03	GLOB UNIF	WV 0 2	
2935	LOAD Y 8051003	17.23-	101	4.31-	98	GLOB UNIF	WV 0 2	
2936	LOAD Z 8051003	17.23	08	4.31	08	GLOB UNIF	WV 0 2	
2937	LOAD X 8051003	21.54	03	4.31	1	GLOB UNIF	WV 0 2	
2938	LOAD Y 8051003	21.54-	98	4.31-	87	GLOB UNIF	WV 0 2	
2939	LOAD Z 8051003	21.54	08	4.31	07	GLOB UNIF	WV 0 2	
2940	LOAD X 8051003	25.85	1	4.31	1	GLOB UNIF	WV 0 2	

3-PILE ACMR STRUCTURE -- U.S. NAVY (42-IN. DIAMETER PILING) -- J.ATKINSON

LINE NO.	1	1	2	2	3	3	4	4	5	5	6	6	7	7	8
	1...5....0....5....0....5....0....5....0....5....0....5....0....5....0....5....0														
2941	LOAD Y	60S1003	25.85-	87	4.31-	57					GLOB UNIF		WV 0 2		
2942	LOAD Z	60S1003	25.85	07	4.31	05					GLOB UNIF		WV 0 2		
2943	LOAD X	60S1003	30.16	1	4.31						GLOB UNIF		WV 0 2		
2944	LOAD Y	60S1003	30.16-	57	4.31-	27					GLOB UNIF		WV 0 2		
2945	LOAD Z	60S1003	30.16	05	4.31	02					GLOB UNIF		WV 0 2		
2946	LOAD Y	60N1006	0.00-	53	4.92-	48					GLOB UNIF		WV 0 2		
2947	LOAD Z	60N1006	0.00-	09	4.92-	08					GLOB UNIF		WV 0 2		
2948	LOAD Y	60S1006	4.92-	48	4.92-	43					GLOB UNIF		WV 0 2		
2949	LOAD Z	60N1006	4.92-	08	4.92-	07					GLOB UNIF		WV 0 2		
2950	LOAD Y	60N1006	9.85-	43	4.92-	38					GLOB UNIF		WV 0 2		
2951	LOAD Z	60N1006	9.85-	07	4.92-	06					GLOB UNIF		WV 0 2		
2952	LOAD Y	60N1006	14.77-	38	4.92-	35					GLOB UNIF		WV 0 2		
2953	LOAD Z	60N1006	14.77-	06	4.92-	06					GLOB UNIF		WV 0 2		
2954	LOAD Y	60S1006	19.70-	35	4.92-	31					GLOB UNIF		WV 0 2		
2955	LOAD Z	60S1006	19.70-	06	4.92-	05					GLOB UNIF		WV 0 2		
2956	LOAD Y	60N1006	24.62-	31	4.79						GLOB UNIF		WV 0 2		
2957	LOAD Y	60S1006	29.41		.14	1					GLOB UNIF		WV 0 2		
2958	LOAD Z	60S1006	24.62-	05	4.85						GLOB UNIF		WV 0 2		
2959	LOAD Y	60N1006	29.54	1	4.92	35					GLOB UNIF		WV 0 2		
2960	LOAD Z	60N1006	29.54		4.92	05					GLOB UNIF		WV 0 2		
2961	LOADCA	3													
2962	LOAD Z	101 102	0.00	-.055	14.50	-.055					GLOB UNIF		DL 0 3		
2963	LOAD Z	102 103	0.00	-.055	14.50	-.055					GLOB UNIF		DL 0 3		
2964	LOAD Z	103 105	0.00	-.055	14.49	-.055					GLOB UNIF		DL 0 3		
2965	LOAD Z	105 105	0.00	-.055	14.50	-.055					GLOB UNIF		DL 0 3		
2966	LOAD Z	101 104	0.00	-.055	14.49	-.055					GLOB UNIF		DL 0 3		
2967	LOAD Z	104 106	0.00	-.055	14.50	-.055					GLOB UNIF		DL 0 3		
2968	LOAD Z	102 104	0.00	-.024	14.49	-.024					GLOB UNIF		DL 0 3		
2969	LOAD Z	102 105	0.00	-.024	14.49	-.024					GLOB UNIF		DL 0 3		
2970	LOAD Z	104 105	0.00	-.024	14.50	-.024					GLOB UNIF		DL 0 3		
2971	LOAD Z	201 202	0.00	-.055	14.50	-.055					GLOB UNIF		DL 0 3		
2972	LOAD Z	202 203	0.00	-.055	14.50	-.055					GLOB UNIF		DL 0 3		
2973	LOAD Z	203 205	0.00	-.055	14.49	-.055					GLOB UNIF		DL 0 3		
2974	LOAD Z	205 206	0.00	-.055	14.50	-.055					GLOB UNIF		DL 0 3		
2975	LOAD Z	201 204	0.00	-.055	14.49	-.055					GLOB UNIF		DL 0 3		
2976	LOAD Z	204 206	0.00	-.055	14.50	-.055					GLOB UNIF		DL 0 3		
2977	LOAD Z	202 204	0.00	-.024	14.49	-.024					GLOB UNIF		DL 0 3		
2978	LOAD Z	202 205	0.00	-.024	14.49	-.024					GLOB UNIF		DL 0 3		
2979	LOAD Z	204 205	0.00	-.024	14.50	-.024					GLOB UNIF		DL 0 3		
2980	LOAD Z	201 303	0.00	-.065	25.47	-.065					GLOB UNIF		DL 0 3		
2981	LOAD Z	201 303	25.47	-.009	7.16	-.009					GLOB UNIF		DL 0 3		
2982	LOAD Z	203 306	0.00	-.065	25.46	-.065					GLOB UNIF		DL 0 3		
2983	LOAD Z	203 306	25.46	-.009	7.16	-.009					GLOB UNIF		DL 0 3		
2984	LOAD Z	206 301	0.00	-.065	25.46	-.065					GLOB UNIF		DL 0 3		
2985	LOAD Z	206 301	25.46	-.009	7.16	-.009					GLOB UNIF		DL 0 3		
2986	LOAD Z	301 403	0.00	-.009	43.06	-.009					GLOB UNIF		DL 0 3		
2987	LOAD Z	106 201	0.00	-.065	52.65	-.065					GLOB UNIF		DL 0 3		
2988	LOAD Z	301 303	0.00	-.009	29.00	-.009					GLOB UNIF		DL 0 3		
2989	LOAD Z	303 306	0.00	-.009	29.00	-.009					GLOB UNIF		DL 0 3		

5-PILE ACMR STRUCTURE -- U.S. NAVY (42-IN. DIAMETER PILING) -- J.ATKINSON

LINE NO.		1	1	2	2	3	3	4	4	5	5	6	6	7	7	8
1...5....0....5....0....5....0....5....0....5....0....5....0....5....0....5....0																
2990	LOAD Z	501	506	0.00	-.009	24.00	-.009					GLOB	UNIF		DL	0 3
2991	LOAD Z	501	502	0.00	-.013	15.15	-.013					GLOB	UNIF		DL	0 3
2992	LOAD Z	502	503	0.00	-.013	15.15	-.013					GLOB	UNIF		DL	0 3
2993	LOAD Z	503	505	0.00	-.013	15.15	-.013					GLOB	UNIF		DL	0 3
2994	LOAD Z	505	506	0.00	-.013	15.15	-.013					GLOB	UNIF		DL	0 3
2995	LOAD Z	501	504	0.00	-.013	15.15	-.013					GLOB	UNIF		DL	0 3
2996	LOAD Z	504	506	0.00	-.013	15.15	-.013					GLOB	UNIF		DL	0 3
2997	LOAD Z	501	507	0.00	-.148	2.54	-.148					GLOB	UNIF		DL	0 3
2998	LOAD Z	507	510	0.00	-.148	2.54	-.148					GLOB	UNIF		DL	0 3
2999	LOAD Z	503	508	0.00	-.148	2.54	-.148					GLOB	UNIF		DL	0 3
3000	LOAD Z	508	511	0.00	-.148	2.54	-.148					GLOB	UNIF		DL	0 3
3001	LOAD Z	505	509	0.00	-.148	2.53	-.148					GLOB	UNIF		DL	0 3
3002	LOAD Z	509	512	0.00	-.148	2.54	-.148					GLOB	UNIF		DL	0 3
3003	LOAD Z	513	651	0.00	.020	10.00	.020					GLOB	UNIF		DL	0 3
3004	LOAD Z	514	653	0.00	.020	10.00	.020					GLOB	UNIF		DL	0 3
3005	LOAD Z	601	611	0.00	-.049	5.00	-.049					GLOB	UNIF		DL	0 3
3006	LOAD Z	603	613	0.00	-.049	5.00	-.049					GLOB	UNIF		DL	0 3
3007	LOAD Z	651	661	0.00	-.049	5.00	-.049					GLOB	UNIF		DL	0 3
3008	LOAD Z	653	663	0.00	-.049	5.00	-.049					GLOB	UNIF		DL	0 3
3009	LOAD Z	611	612	0.00	-.017	10.01	-.017					GLOB	UNIF		DL	0 3
3010	LOAD Z	612	613	0.00	-.017	10.01	-.017					GLOB	UNIF		DL	0 3
3011	LOAD Z	661	662	0.00	-.017	17.74	-.017					GLOB	UNIF		DL	0 3
3012	LOAD Z	662	663	0.00	-.017	17.74	-.017					GLOB	UNIF		DL	0 3
3013	LOAD Z	611	661	0.00	-.049	12.12	-.049					GLOB	UNIF		DL	0 3
3014	LOAD Z	612	662	0.00	-.049	12.00	-.049					GLOB	UNIF		DL	0 3
3015	LOAD Z	613	663	0.00	-.049	12.12	-.049					GLOB	UNIF		DL	0 3
3016	LOAD Z	501	652	0.00	-.015	20.25	-.015					GLOB	UNIF		DL	0 3
3017	LOAD Z	503	655	0.00	-.015	20.25	-.015					GLOB	UNIF		DL	0 3
3018	LOAD Z	505	654	0.00	-.015	20.24	-.015					GLOB	UNIF		DL	0 3
3019	LOAD Z	652	703	0.00	-.015	21.93	-.015					GLOB	UNIF		DL	0 3
3020	LOAD Z	655	706	0.00	-.015	21.93	-.015					GLOB	UNIF		DL	0 3
3021	LOAD Z	654	701	0.00	-.015	21.94	-.015					GLOB	UNIF		DL	0 3
3022	LOAD Z	701	702	0.00	.007	10.76	.007					GLOB	UNIF		DL	0 3
3023	LOAD Z	702	703	0.00	.007	10.76	.007					GLOB	UNIF		DL	0 3
3024	LOAD Z	703	705	0.00	.007	10.75	.007					GLOB	UNIF		DL	0 3
3025	LOAD Z	705	706	0.00	.007	10.76	.007					GLOB	UNIF		DL	0 3
3026	LOAD Z	701	704	0.00	.007	10.75	.007					GLOB	UNIF		DL	0 3
3027	LOAD Z	704	706	0.00	.007	10.76	.007					GLOB	UNIF		DL	0 3
3028	LOAD Z	701	707	0.00	-.148	2.54	-.148					GLOB	UNIF		DL	0 3
3029	LOAD Z	707	710	0.00	-.148	2.54	-.148					GLOB	UNIF		DL	0 3
3030	LOAD Z	703	708	0.00	-.148	2.54	-.148					GLOB	UNIF		DL	0 3
3031	LOAD Z	708	711	0.00	-.148	2.54	-.148					GLOB	UNIF		DL	0 3
3032	LOAD Z	706	709	0.00	-.148	2.53	-.148					GLOB	UNIF		DL	0 3
3033	LOAD Z	709	712	0.00	-.148	2.54	-.148					GLOB	UNIF		DL	0 3
3034	LOAD Z	701	806	0.00	.010	54.44	.010					GLOB	UNIF		DL	0 3
3035	LOAD Z	703	801	0.00	.010	54.44	.010					GLOB	UNIF		DL	0 3
3036	LOAD Z	705	803	0.00	.010	54.44	.010					GLOB	UNIF		DL	0 3
3037	LOAD Z	801	802	0.00	.006	23.66	.006					GLOB	UNIF		DL	0 3
3038	LOAD Z	802	803	0.00	.006	23.66	.006					GLOB	UNIF		DL	0 3

3-PILE ACAN STRUCTURE -- U.S. NAVY (42-IN. DIAMETER PILING) -- J.ATKINSON

LINE NO.	1....5....0	1 1	2 2	3 3	4 4	5 5	6 6	7 7	8
3034	LOAD 2 503 505	0.00	.006	23.66	.006		GLOB UNIF	DL 0 3	
3040	LOAD 2 505 506	0.00	.006	23.67	.006		GLOB UNIF	DL 0 3	
3041	LOAD 2 501 504	0.00	.006	23.66	.006		GLOB UNIF	DL 0 3	
3042	LOAD 2 504 506	0.00	.006	23.67	.006		GLOB UNIF	DL 0 3	
3043	LOAD 2 501 507	0.00	-.148	2.54	-.148		GLOB UNIF	DL 0 3	
3044	LOAD 2 507 510	0.00	-.148	2.54	-.148		GLOB UNIF	DL 0 3	
3045	LOAD 2 503 508	0.00	-.148	2.54	-.148		GLOB UNIF	DL 0 3	
3046	LOAD 2 508 511	0.00	-.148	2.54	-.148		GLOB UNIF	DL 0 3	
3047	LOAD 2 505 509	0.00	-.148	2.53	-.148		GLOB UNIF	DL 0 3	
3048	LOAD 2 509 512	0.00	-.148	2.54	-.148		GLOB UNIF	DL 0 3	
3049	LOAD 2 50110U2	0.00	.006	41.52	.006		GLOB UNIF	DL 0 3	
3050	LOAD 2 50310U2	0.00	.006	41.52	.006		GLOB UNIF	DL 0 3	
3051	LOAD 2 50310U5	0.00	.006	41.52	.006		GLOB UNIF	DL 0 3	
3052	LOAD 2 50510U5	0.00	.006	41.52	.006		GLOB UNIF	DL 0 3	
3053	LOAD 2 50110U4	0.00	.006	41.52	.006		GLOB UNIF	DL 0 3	
3054	LOAD 2 50610U4	0.00	.006	41.52	.006		GLOB UNIF	DL 0 3	
3055	LOAD 2 10011002	0.00	.020	20.57	.020		GLOB UNIF	DL 0 3	
3056	LOAD 2 10021003	0.00	.020	20.57	.020		GLOB UNIF	DL 0 3	
3057	LOAD 2 10031005	0.00	.020	20.57	.020		GLOB UNIF	DL 0 3	
3058	LOAD 2 10051006	0.00	.020	20.57	.020		GLOB UNIF	DL 0 3	
3059	LOAD 2 10011004	0.00	.020	20.57	.020		GLOB UNIF	DL 0 3	
3060	LOAD 2 10041005	0.00	.020	20.57	.020		GLOB UNIF	DL 0 3	
3061	LOAD 2 10011007	0.00	-.148	2.54	-.148		GLOB UNIF	DL 0 3	
3062	LOAD 2 10071010	0.00	-.148	2.54	-.148		GLOB UNIF	DL 0 3	
3063	LOAD 2 10051008	0.00	-.148	2.54	-.148		GLOB UNIF	DL 0 3	
3064	LOAD 2 10081011	0.00	-.148	2.54	-.148		GLOB UNIF	DL 0 3	
3065	LOAD 2 10061009	0.00	-.148	2.53	-.148		GLOB UNIF	DL 0 3	
3066	LOAD 2 10091012	0.00	-.148	2.54	-.148		GLOB UNIF	DL 0 3	
3067	LOAD 2 101 201	0.00	-.310	15.00	-.310		GLOB UNIF	DL 0 3	
3068	LOAD 2 103 203	0.00	-.310	15.00	-.310		GLOB UNIF	DL 0 3	
3069	LOAD 2 106 206	0.00	-.310	15.00	-.310		GLOB UNIF	DL 0 3	
3070	LOAD 2 201 301	0.00	-.310	11.70	-.310		GLOB UNIF	DL 0 3	
3071	LOAD 2 201 301	11.70	.004	3.30	.004		GLOB UNIF	DL 0 3	
3072	LOAD 2 203 303	0.00	-.310	11.70	-.310		GLOB UNIF	DL 0 3	
3073	LOAD 2 203 303	11.70	.004	3.30	.004		GLOB UNIF	DL 0 3	
3074	LOAD 2 206 306	0.00	-.310	11.70	-.310		GLOB UNIF	DL 0 3	
3075	LOAD 2 206 306	11.70	.004	3.30	.004		GLOB UNIF	DL 0 3	
3076	LOAD 2 301 401	0.00	.004	20.50	.004		GLOB UNIF	DL 0 3	
3077	LOAD 2 303 403	0.00	.004	20.50	.004		GLOB UNIF	DL 0 3	
3078	LOAD 2 306 406	0.00	.004	20.50	.004		GLOB UNIF	DL 0 3	
3079	LOAD 2 401 501	0.00	-.752	4.56	-.752		GLOB UNIF	DL 0 3	
3080	LOAD 2 403 503	0.00	-.752	4.56	-.752		GLOB UNIF	DL 0 3	
3081	LOAD 2 406 506	0.00	-.752	4.56	-.752		GLOB UNIF	DL 0 3	
3082	LOAD 2 501 601	0.00	-.041	0.00	-.041		GLOB UNIF	DL 0 3	
3083	LOAD 2 503 603	0.00	-.041	0.00	-.041		GLOB UNIF	DL 0 3	
3084	LOAD 2 506 606	0.00	-.041	0.00	-.041		GLOB UNIF	DL 0 3	
3085	LOAD 2 601 631	0.00	-.041	0.00	-.041		GLOB UNIF	DL 0 3	
3086	LOAD 2 603 633	0.00	-.041	0.00	-.041		GLOB UNIF	DL 0 3	
3087	LOAD 2 606 636	0.00	-.041	0.00	-.041		GLOB UNIF	DL 0 3	

3-PILE ACMR STRUCTURE -- U.S. NAVY (42-IN. DIAMETER PILING) -- J.ATKINSON

LINE NO.	1	1	2	2	3	3	4	4	5	5	6	6	7	7	8
	1...5....0....5....0....5....0....5....0....5....0....5....0....5....0....5....0														
3088	LOAD Z 651 851		0.00	.050	6.08	.050					GLOB UNIF		DL	0	3
3089	LOAD Z 653 853		0.00	.050	6.08	.050					GLOB UNIF		DL	0	3
3090	LOAD Z 655 855		0.00	.050	6.08	.050					GLOB UNIF		DL	0	3
3091	LOAD Z 651 701		0.00	.050	7.10	.050					GLOB UNIF		DL	0	3
3092	LOAD Z 653 703		0.00	.050	7.10	.050					GLOB UNIF		DL	0	3
3093	LOAD Z 655 705		0.00	.050	7.10	.050					GLOB UNIF		DL	0	3
3094	LOAD Z 701 801		0.00	.482	34.47	.482					GLOB UNIF		DL	0	3
3095	LOAD Z 703 803		0.00	.482	34.47	.482					GLOB UNIF		DL	0	3
3096	LOAD Z 705 805		0.00	.482	34.47	.482					GLOB UNIF		DL	0	3
3097	LOAD Z 8011001		0.00	.482	34.47	.482					GLOB UNIF		DL	0	3
3098	LOAD Z 8031003		0.00	.482	34.47	.482					GLOB UNIF		DL	0	3
3099	LOAD Z 8051005		0.00	.482	34.47	.482					GLOB UNIF		DL	0	3
3100	LOAD Z 401 510		0.00	-.654	4.57	-.654					GLOB UNIF		DL	0	3
3101	LOAD Z 403 511		0.00	-.654	4.57	-.654					GLOB UNIF		DL	0	3
3102	LOAD Z 405 512		0.00	-.654	4.57	-.654					GLOB UNIF		DL	0	3
3103	LOAD Z 510 710		0.00	-.654	25.34	-.654					GLOB UNIF		DL	0	3
3104	LOAD Z 511 711		0.00	-.654	25.34	-.654					GLOB UNIF		DL	0	3
3105	LOAD Z 512 712		0.00	-.654	25.35	-.654					GLOB UNIF		DL	0	3
3106	LOAD Z 710 810		0.00	-.743	34.47	-.743					GLOB UNIF		DL	0	3
3107	LOAD Z 711 811		0.00	-.743	34.47	-.743					GLOB UNIF		DL	0	3
3108	LOAD Z 712 812		0.00	-.743	34.47	-.743					GLOB UNIF		DL	0	3
3109	LOAD Z 8101010		0.00	-.743	34.47	-.743					GLOB UNIF		DL	0	3
3110	LOAD Z 8111011		0.00	-.743	34.47	-.743					GLOB UNIF		DL	0	3
3111	LOAD Z 8121012		0.00	-.743	34.47	-.743					GLOB UNIF		DL	0	3
3112	LOADCA 4														
3113	LOAD A 401 510		0.00	390							GLOB CONC		MN	0	4
3114	LOAD Y 401 510								0.00	230476	GLOB MOMT		MN	0	4
3115	LOAD Y 401 510		0.00	670							GLOB CONC		MN	0	4
3116	LOAD A 401 510								0.00	-409508	GLOB MOMT		MN	0	4
3117	LOAD A 403 511		0.00	390							GLOB CONC		MN	0	4
3118	LOAD Y 403 511								0.00	230476	GLOB MOMT		MN	0	4
3119	LOAD Y 403 511		0.00	670							GLOB CONC		MN	0	4
3120	LOAD A 403 511								0.00	-409508	GLOB MOMT		MN	0	4
3121	LOAD A 405 512		0.00	390							GLOB CONC		MN	0	4
3122	LOAD Y 405 512								0.00	230476	GLOB MOMT		MN	0	4
3123	LOAD Y 405 512		0.00	670							GLOB CONC		MN	0	4
3124	LOAD A 405 512								0.00	-409508	GLOB MOMT		MN	0	4
3125	LOAD A 201 303		14.95	20	3.54	24					GLOB UNIF		WV	0	4
3126	LOAD Y 201 303		14.95	90	3.54	110					GLOB UNIF		WV	0	4
3127	LOAD Z 201 303		14.95-	30	3.54-	40					GLOB UNIF		WV	0	4
3128	LOAD A 201 303		18.49	24	3.54	27					GLOB UNIF		WV	0	4
3129	LOAD Y 201 303		18.49	110	3.54	130					GLOB UNIF		WV	0	4
3130	LOAD Z 201 303		18.49-	40	3.54-	53					GLOB UNIF		WV	0	4
3131	LOAD A 201 303		22.03	27	3.54	26					GLOB UNIF		WV	0	4
3132	LOAD Y 201 303		22.03	130	3.54	132					GLOB UNIF		WV	0	4
3133	LOAD Z 201 303		22.03-	53	3.54-	55					GLOB UNIF		WV	0	4
3134	LOAD A 201 303		25.57	26	3.54	24					GLOB UNIF		WV	0	4
3135	LOAD Y 201 303		25.57	132	3.54	133					GLOB UNIF		WV	0	4
3136	LOAD Z 201 303		25.57-	55	3.54-	55					GLOB UNIF		WV	0	4

STRAIN GAGE DATA

5-PILE ACMR STRUCTURE -- U.S. NAVY (42-IN. DIAMETER PILING) -- J.ATKINSON

LINE NO.	1	1	2	2	3	3	4	4	5	5	6	6	7	7	8
3157	LOAD A	201 303	29.11	29	3.54	29					GLOB UNIF		WV 0 4		
3158	LOAD Y	201 303	29.11	133	3.54	133					GLOB UNIF		WV 0 4		
3159	LOAD Z	201 303	29.11-	55	3.54-	56					GLOB UNIF		WV 0 4		
3160	LOAD A	206 301	22.63		.98	141					GLOB UNIF		WV 0 4		
3161	LOAD Y	206 301	22.63		.98	117					GLOB UNIF		WV 0 4		
3162	LOAD Z	206 301	22.63		.98-	60					GLOB UNIF		WV 0 4		
3163	LOAD A	206 301	23.81	141	.98						GLOB UNIF		WV 0 4		
3164	LOAD Y	206 301	23.81	117	.98						GLOB UNIF		WV 0 4		
3165	LOAD Z	206 301	23.81-	60	.98						GLOB UNIF		WV 0 4		
3166	LOAD A	206 301	25.78		.98	154					GLOB UNIF		WV 0 4		
3167	LOAD Y	206 301	25.78		.98	131					GLOB UNIF		WV 0 4		
3168	LOAD Z	206 301	25.78		.98-	71					GLOB UNIF		WV 0 4		
3169	LOAD A	206 301	26.76	154	.98	158					GLOB UNIF		WV 0 4		
3170	LOAD Y	206 301	26.76	131	.98	136					GLOB UNIF		WV 0 4		
3171	LOAD Z	206 301	26.76-	71	.98-	75					GLOB UNIF		WV 0 4		
3172	LOAD A	206 301	27.74	158	.98	162					GLOB UNIF		WV 0 4		
3173	LOAD Y	206 301	27.74	136	.98	140					GLOB UNIF		WV 0 4		
3174	LOAD Z	206 301	27.74-	75	.98-	78					GLOB UNIF		WV 0 4		
3175	LOAD A	206 301	28.72	162	.98	166					GLOB UNIF		WV 0 4		
3176	LOAD Y	206 301	28.72	140	.98	145					GLOB UNIF		WV 0 4		
3177	LOAD Z	206 301	28.72-	78	.98-	82					GLOB UNIF		WV 0 4		
3178	LOAD A	206 301	29.70	166	.98	169					GLOB UNIF		WV 0 4		
3179	LOAD Y	206 301	29.70	145	.98	149					GLOB UNIF		WV 0 4		
3180	LOAD Z	206 301	29.70-	82	.98-	85					GLOB UNIF		WV 0 4		
3181	LOAD A	206 301	30.68	169	.98	173					GLOB UNIF		WV 0 4		
3182	LOAD Y	206 301	30.68	149	.98	153					GLOB UNIF		WV 0 4		
3183	LOAD Z	206 301	30.68-	85	.98-	89					GLOB UNIF		WV 0 4		
3184	LOAD A	206 301	31.66	173	.98	176					GLOB UNIF		WV 0 4		
3185	LOAD Y	206 301	31.66	153	.98	157					GLOB UNIF		WV 0 4		
3186	LOAD Z	206 301	31.66-	89	.98-	92					GLOB UNIF		WV 0 4		
3187	LOAD A	301 403	0.00	50	0.13	61					GLOB UNIF		WV 0 4		
3188	LOAD Y	301 403	0.00	185	0.13	172					GLOB UNIF		WV 0 4		
3189	LOAD Z	301 403	0.00-	51	0.13-	62					GLOB UNIF		WV 0 4		
3170	LOAD A	301 403	0.13	61	0.13	62					GLOB UNIF		WV 0 4		
3171	LOAD Y	301 403	0.13	172	0.13	172					GLOB UNIF		WV 0 4		
3172	LOAD Z	301 403	0.13-	62	0.13-	63					GLOB UNIF		WV 0 4		
3173	LOAD A	301 403	10.26	62	0.13	59					GLOB UNIF		WV 0 4		
3174	LOAD Y	301 403	10.26	172	0.13	159					GLOB UNIF		WV 0 4		
3175	LOAD Z	301 403	10.26-	63	0.13-	60					GLOB UNIF		WV 0 4		
3176	LOAD A	301 403	24.40	59	0.13	46					GLOB UNIF		WV 0 4		
3177	LOAD Y	301 403	24.40	159	0.13	122					GLOB UNIF		WV 0 4		
3178	LOAD Z	301 403	24.40-	60	0.13-	49					GLOB UNIF		WV 0 4		
3179	LOAD A	301 403	32.53	46	0.13	39					GLOB UNIF		WV 0 4		
3180	LOAD Y	301 403	32.53	122	0.13	95					GLOB UNIF		WV 0 4		
3181	LOAD Z	301 403	32.53-	49	0.13-	40					GLOB UNIF		WV 0 4		
3182	LOAD Y	301 303	0.00	110	5.80	121					GLOB UNIF		WV 0 4		
3183	LOAD Z	301 303	0.00-	12	5.80-	15					GLOB UNIF		WV 0 4		
3184	LOAD Y	301 303	5.80	121	5.80	124					GLOB UNIF		WV 0 4		
3185	LOAD Z	301 303	5.80-	15	5.80-	17					GLOB UNIF		WV 0 4		

5-PILE ACMR STRUCTURE -- U.S. NAVY (42-IN. DIAMETER PILING) -- J.ATKINSON

LINE NO.	1	2	3	4	5	6	7	8
3196	LOAD Y 501 503	11.60 124	5.80 127	GLOB UNIF	WV 0 4
3197	LOAD Z 501 503	11.60- 17	5.80- 20	GLOB UNIF	WV 0 4
3198	LOAD Y 501 503	17.40 127	5.80 123	GLOB UNIF	WV 0 4
3199	LOAD Z 501 503	17.40- 20	5.80- 21	GLOB UNIF	WV 0 4
3190	LOAD Y 501 503	23.20 123	5.80 112	GLOB UNIF	WV 0 4
3191	LOAD Z 501 503	23.20- 21	5.80- 22	GLOB UNIF	WV 0 4
3192	LOAD Z 503 506	0.00- 22	4.99- 20	GLOB UNIF	WV 0 4
3193	LOAD Z 503 506	4.99- 20	4.99- 16	GLOB UNIF	WV 0 4
3194	LOAD Z 503 506	9.98- 16	4.99- 11	GLOB UNIF	WV 0 4
3195	LOAD Z 503 506	14.97- 11	4.99- 1	GLOB UNIF	WV 0 4
3196	LOAD Z 503 506	19.96- 1	.04	GLOB UNIF	WV 0 4
3197	LOAD Z 503 506	20.00	4.35 09	GLOB UNIF	WV 0 4
3198	LOAD X 501 506	0.00 102	2.39 98	GLOB UNIF	WV 0 4
3199	LOAD Y 501 506	0.00 59	2.39 57	GLOB UNIF	WV 0 4
3200	LOAD Z 501 506	0.00- 12	2.39- 10	GLOB UNIF	WV 0 4
3201	LOAD X 501 506	2.39 98	2.39 94	GLOB UNIF	WV 0 4
3202	LOAD Y 501 506	2.39 57	2.39 55	GLOB UNIF	WV 0 4
3203	LOAD Z 501 506	2.39- 10	2.39- 07	GLOB UNIF	WV 0 4
3204	LOAD X 501 506	4.78 94	2.39 91	GLOB UNIF	WV 0 4
3205	LOAD Y 501 506	4.78 55	2.39 52	GLOB UNIF	WV 0 4
3206	LOAD Z 501 506	4.78- 07	2.39- 05	GLOB UNIF	WV 0 4
3207	LOAD X 501 506	7.17 91	2.39 87	GLOB UNIF	WV 0 4
3208	LOAD Y 501 506	7.17 52	2.39 50	GLOB UNIF	WV 0 4
3209	LOAD Z 501 506	7.17- 05	2.39- 03	GLOB UNIF	WV 0 4
3210	LOAD X 501 506	9.55 87	2.39 83	GLOB UNIF	WV 0 4
3211	LOAD Y 501 506	9.55 50	2.39 48	GLOB UNIF	WV 0 4
3212	LOAD Z 501 506	9.55- 03	2.39	GLOB UNIF	WV 0 4
3213	LOAD X 501 506	11.94 83	2.39 79	GLOB UNIF	WV 0 4
3214	LOAD Y 501 506	11.94 48	2.39 46	GLOB UNIF	WV 0 4
3215	LOAD Z 501 506	12.15	2.18 02	GLOB UNIF	WV 0 4
3216	LOAD X 501 506	14.33 79	2.39 75	GLOB UNIF	WV 0 4
3217	LOAD Y 501 506	14.33 46	2.39 43	GLOB UNIF	WV 0 4
3218	LOAD Z 501 506	14.33 02	2.39 04	GLOB UNIF	WV 0 4
3219	LOAD X 501 506	16.72 75	2.39 71	GLOB UNIF	WV 0 4
3220	LOAD Y 501 506	16.72 43	2.39 41	GLOB UNIF	WV 0 4
3221	LOAD Z 501 506	16.72 04	2.39 07	GLOB UNIF	WV 0 4
3222	LOAD X 501 506	19.11 71	2.39 59	GLOB UNIF	WV 0 4
3223	LOAD Y 501 506	19.11 41	2.39 34	GLOB UNIF	WV 0 4
3224	LOAD Z 501 506	19.11 07	2.39 09	GLOB UNIF	WV 0 4
3225	LOAD X 501 506	21.50 59	2.39	GLOB UNIF	WV 0 4
3226	LOAD Y 501 506	21.50 34	2.39	GLOB UNIF	WV 0 4
3227	LOAD Z 501 506	21.50 09	2.39	GLOB UNIF	WV 0 4
3228	LOAD Y 501 502	0.00 61	3.03 61	GLOB UNIF	WV 0 4
3229	LOAD Z 501 502	0.00- 09	3.03- 09	GLOB UNIF	WV 0 4
3230	LOAD Y 501 502	3.03 61	3.03 60	GLOB UNIF	WV 0 4
3231	LOAD Z 501 502	3.03- 09	3.03- 09	GLOB UNIF	WV 0 4
3232	LOAD Y 501 502	6.06 60	3.03 60	GLOB UNIF	WV 0 4
3233	LOAD Z 501 502	6.06- 09	3.03- 09	GLOB UNIF	WV 0 4
3234	LOAD Y 501 502	9.09 60	3.03 60	GLOB UNIF	WV 0 4

3-PILE ACMR STRUCTURE -- U.S. NAVY (42-IN. DIAMETER PILING) -- J.ATKINSON

LINE NO.	1...5....0....5....0....5....0....5....0....5....0....5....0....5....0....5....0....5....0....5....0																			
3255	LOAD	Z	501	502	9.09-	09	3.03-	10					GLOB	UNIF		WV	0	4		
3256	LOAD	Y	501	502	12.12	60	3.03	60					GLOB	UNIF		WV	0	4		
3257	LOAD	Z	501	502	12.12-	10	3.03-	10					GLOB	UNIF		WV	0	4		
3258	LOAD	Y	502	503	0.00	60	3.03	60					GLOB	UNIF		WV	0	4		
3259	LOAD	Z	502	503	0.00-	10	3.03-	10					GLOB	UNIF		WV	0	4		
3260	LOAD	Y	502	503	3.03	60	3.03	59					GLOB	UNIF		WV	0	4		
3261	LOAD	Z	502	503	3.03-	10	3.03-	10					GLOB	UNIF		WV	0	4		
3262	LOAD	Y	502	503	6.06	59	3.03	58					GLOB	UNIF		WV	0	4		
3263	LOAD	Z	502	503	6.06-	10	3.03-	10					GLOB	UNIF		WV	0	4		
3264	LOAD	Y	502	503	9.09	58	3.03	58					GLOB	UNIF		WV	0	4		
3265	LOAD	Z	502	503	9.09-	10	3.03-	10					GLOB	UNIF		WV	0	4		
3266	LOAD	Y	502	503	12.12	58	3.03	57					GLOB	UNIF		WV	0	4		
3267	LOAD	Z	502	503	12.12-	10	3.03-	10					GLOB	UNIF		WV	0	4		
3268	LOAD	Z	503	505	0.00-	10	3.03-	10					GLOB	UNIF		WV	0	4		
3269	LOAD	Z	503	505	3.03-	10	3.03-	10					GLOB	UNIF		WV	0	4		
3270	LOAD	Z	503	505	6.06-	10	3.03-	10					GLOB	UNIF		WV	0	4		
3271	LOAD	Z	503	505	9.09-	10	3.03-	09					GLOB	UNIF		WV	0	4		
3272	LOAD	Z	503	505	12.12-	09	3.03-	09					GLOB	UNIF		WV	0	4		
3273	LOAD	Z	505	506	0.00-	09	3.03-	08					GLOB	UNIF		WV	0	4		
3274	LOAD	Z	505	506	3.03-	08	3.03-	07					GLOB	UNIF		WV	0	4		
3275	LOAD	Z	505	506	6.06-	07	3.03-	06					GLOB	UNIF		WV	0	4		
3276	LOAD	Z	505	506	9.09-	06	3.03-	05					GLOB	UNIF		WV	0	4		
3277	LOAD	Z	505	506	12.12-	05	3.03-	05					GLOB	UNIF		WV	0	4		
3278	LOAD	X	501	504	0.00	53	3.03	53					GLOB	UNIF		WV	0	4		
3279	LOAD	Y	501	504	0.00	30	3.03	30					GLOB	UNIF		WV	0	4		
3280	LOAD	Z	501	504	0.00-	09	3.03-	06					GLOB	UNIF		WV	0	4		
3281	LOAD	X	501	504	3.03	53	3.03	52					GLOB	UNIF		WV	0	4		
3282	LOAD	Y	501	504	3.03	30	3.03	30					GLOB	UNIF		WV	0	4		
3283	LOAD	Z	501	504	3.03-	06	3.03-	06					GLOB	UNIF		WV	0	4		
3284	LOAD	X	501	504	6.06	52	3.03	52					GLOB	UNIF		WV	0	4		
3285	LOAD	Y	501	504	6.06	30	3.03	30					GLOB	UNIF		WV	0	4		
3286	LOAD	Z	501	504	6.06-	08	3.03-	07					GLOB	UNIF		WV	0	4		
3287	LOAD	X	501	504	9.09	52	3.03	52					GLOB	UNIF		WV	0	4		
3288	LOAD	Y	501	504	9.09	30	3.03	30					GLOB	UNIF		WV	0	4		
3289	LOAD	Z	501	504	9.09-	07	3.03-	07					GLOB	UNIF		WV	0	4		
3290	LOAD	X	501	504	12.12	52	3.03	52					GLOB	UNIF		WV	0	4		
3291	LOAD	Y	501	504	12.12	30	3.03	30					GLOB	UNIF		WV	0	4		
3292	LOAD	Z	501	504	12.12-	07	3.03-	06					GLOB	UNIF		WV	0	4		
3293	LOAD	X	504	506	0.00	52	3.03	52					GLOB	UNIF		WV	0	4		
3294	LOAD	Y	504	506	0.00	30	3.03	30					GLOB	UNIF		WV	0	4		
3295	LOAD	Z	504	506	0.00-	06	3.03-	06					GLOB	UNIF		WV	0	4		
3296	LOAD	X	504	506	3.03	52	3.03	51					GLOB	UNIF		WV	0	4		
3297	LOAD	Y	504	506	3.03	30	3.03	30					GLOB	UNIF		WV	0	4		
3298	LOAD	Z	504	506	3.03-	06	3.03-	05					GLOB	UNIF		WV	0	4		
3299	LOAD	X	504	506	6.06	51	3.03	51					GLOB	UNIF		WV	0	4		
3300	LOAD	Y	504	506	6.06	30	3.03	29					GLOB	UNIF		WV	0	4		
3301	LOAD	Z	504	506	6.06-	05	3.03-	05					GLOB	UNIF		WV	0	4		
3302	LOAD	X	504	506	9.09	51	3.03	50					GLOB	UNIF		WV	0	4		
3303	LOAD	Y	504	506	9.09	29	3.03	29					GLOB	UNIF		WV	0	4		

STRAN INPUT DATA

3-PILE ACMR STRUCTURE -- U.S. NAVY (42-IN. DIAMETER PILING) -- J.ATKINSON

LINE NO.	1	2	3	4	5	6	7	8
3284	LOAD Z 504 506	9.09- 05	3.03- 04			GLOB UNIF	WV 0 4	
3285	LOAD X 504 506	12.12 50	3.03 50			GLOB UNIF	WV 0 4	
3286	LOAD Y 504 506	12.12 29	3.03 29			GLOB UNIF	WV 0 4	
3287	LOAD Z 504 506	12.12- 04	3.03- 03			GLOB UNIF	WV 0 4	
3288	LOAD Z 502 504	0.00- 04	3.03- 04			GLOB UNIF	WV 0 4	
3289	LOAD Z 502 504	3.03- 04	3.03- 04			GLOB UNIF	WV 0 4	
3290	LOAD Z 502 504	6.06- 04	3.03- 03			GLOB UNIF	WV 0 4	
3291	LOAD Z 502 504	9.09- 03	3.03- 03			GLOB UNIF	WV 0 4	
3292	LOAD Z 502 504	12.12- 03	3.03- 02			GLOB UNIF	WV 0 4	
3293	LOAD X 502 505	0.00 35	3.03 35			GLOB UNIF	WV 0 4	
3294	LOAD Y 502 505	0.00 20	3.03 20			GLOB UNIF	WV 0 4	
3295	LOAD Z 502 505	0.00- 04	3.03- 04			GLOB UNIF	WV 0 4	
3296	LOAD X 502 505	3.03 35	3.03 35			GLOB UNIF	WV 0 4	
3297	LOAD Y 502 505	3.03 20	3.03 20			GLOB UNIF	WV 0 4	
3298	LOAD Z 502 505	3.03- 04	3.03- 04			GLOB UNIF	WV 0 4	
3299	LOAD X 502 505	6.06 35	3.03 35			GLOB UNIF	WV 0 4	
3300	LOAD Y 502 505	6.06 20	3.03 20			GLOB UNIF	WV 0 4	
3301	LOAD Z 502 505	6.06- 04	3.03- 04			GLOB UNIF	WV 0 4	
3302	LOAD X 502 505	9.09 35	3.03 35			GLOB UNIF	WV 0 4	
3303	LOAD Y 502 505	9.09 20	3.03 20			GLOB UNIF	WV 0 4	
3304	LOAD Z 502 505	9.09- 04	3.03- 04			GLOB UNIF	WV 0 4	
3305	LOAD X 502 505	12.12 35	3.03 35			GLOB UNIF	WV 0 4	
3306	LOAD Y 502 505	12.12 20	3.03 20			GLOB UNIF	WV 0 4	
3307	LOAD Z 502 505	12.12- 04	3.03- 04			GLOB UNIF	WV 0 4	
3308	LOAD Y 504 505	0.00 34	3.03 34			GLOB UNIF	WV 0 4	
3309	LOAD Z 504 505	0.00- 02	3.03- 03			GLOB UNIF	WV 0 4	
3310	LOAD Y 504 505	3.03 34	3.03 40			GLOB UNIF	WV 0 4	
3311	LOAD Z 504 505	3.03- 03	3.03- 03			GLOB UNIF	WV 0 4	
3312	LOAD Y 504 505	6.06 40	3.03 40			GLOB UNIF	WV 0 4	
3313	LOAD Z 504 505	6.06- 03	3.03- 03			GLOB UNIF	WV 0 4	
3314	LOAD Y 504 505	9.10 40	3.03 40			GLOB UNIF	WV 0 4	
3315	LOAD Z 504 505	9.10- 03	3.03- 03			GLOB UNIF	WV 0 4	
3316	LOAD Y 504 505	12.15 40	3.03 40			GLOB UNIF	WV 0 4	
3317	LOAD Z 504 505	12.15- 03	3.03- 04			GLOB UNIF	WV 0 4	
3318	LOAD X 501 513	0.00 20	.00 20			GLOB UNIF	WV 0 4	
3319	LOAD Y 501 513	0.00 45	.00 45			GLOB UNIF	WV 0 4	
3320	LOAD Z 501 513	0.00- 05	.00- 05			GLOB UNIF	WV 0 4	
3321	LOAD X 501 513	.00 20	.00 20			GLOB UNIF	WV 0 4	
3322	LOAD Y 501 513	.00 45	.00 45			GLOB UNIF	WV 0 4	
3323	LOAD Z 501 513	.00- 05	.00- 05			GLOB UNIF	WV 0 4	
3324	LOAD X 501 513	1.20 20	.00 20			GLOB UNIF	WV 0 4	
3325	LOAD Y 501 513	1.20 45	.00 45			GLOB UNIF	WV 0 4	
3326	LOAD Z 501 513	1.20- 05	.00- 05			GLOB UNIF	WV 0 4	
3327	LOAD X 501 513	1.80 20	.00 20			GLOB UNIF	WV 0 4	
3328	LOAD Y 501 513	1.80 45	.00 45			GLOB UNIF	WV 0 4	
3329	LOAD Z 501 513	1.80- 05	.00- 05			GLOB UNIF	WV 0 4	
3330	LOAD X 501 513	2.39 20	.00 20			GLOB UNIF	WV 0 4	
3331	LOAD Y 501 513	2.39 45	.00 45			GLOB UNIF	WV 0 4	
3332	LOAD Z 501 513	2.39- 05	.00- 05			GLOB UNIF	WV 0 4	

5-PILE ALPH STRUCTURE -- U.S. NAVY (42-IN. DIAMETER PILING) -- J.ATKINSON

LINE NO.	1	1	2	2	3	3	4	4	5	5	6	6	7	7	8
3355	LOAD X	505 514	0.00-	15	.00-	12					GLOB UNIF		WV 0 4		
3356	LOAD Y	505 514	0.00	21	.00	21					GLOB UNIF		WV 0 4		
3357	LOAD Z	505 514	0.00-	00	.00-	00					GLOB UNIF		WV 0 4		
3358	LOAD X	505 514	.00-	12	.00-	12					GLOB UNIF		WV 0 4		
3359	LOAD Y	505 514	.00	21	.00	21					GLOB UNIF		WV 0 4		
3360	LOAD Z	505 514	.00-	00	.00-	00					GLOB UNIF		WV 0 4		
3361	LOAD X	505 514	1.20-	12	.00-	12					GLOB UNIF		WV 0 4		
3362	LOAD Y	505 514	1.20	21	.00	21					GLOB UNIF		WV 0 4		
3363	LOAD Z	505 514	1.20-	00	.00-	00					GLOB UNIF		WV 0 4		
3364	LOAD X	505 514	1.80-	12	.00-	12					GLOB UNIF		WV 0 4		
3365	LOAD Y	505 514	1.80	21	.00	21					GLOB UNIF		WV 0 4		
3366	LOAD Z	505 514	1.80-	00	.00-	00					GLOB UNIF		WV 0 4		
3367	LOAD X	505 514	2.39-	12	.00-	12					GLOB UNIF		WV 0 4		
3368	LOAD Y	505 514	2.39	21	.00	21					GLOB UNIF		WV 0 4		
3369	LOAD Z	505 514	2.39-	00	.00-	00					GLOB UNIF		WV 0 4		
3370	LOAD X	515 651	0.00	94	3.00	86					GLOB UNIF		WV 0 4		
3371	LOAD Y	515 651	0.00	165	3.00	149					GLOB UNIF		WV 0 4		
3372	LOAD X	515 651	3.00	86	3.00	80					GLOB UNIF		WV 0 4		
3373	LOAD Y	515 651	3.00	149	3.00	138					GLOB UNIF		WV 0 4		
3374	LOAD X	515 651	7.20	80	3.00	74					GLOB UNIF		WV 0 4		
3375	LOAD Y	515 651	7.20	138	3.00	127					GLOB UNIF		WV 0 4		
3376	LOAD X	515 651	10.80	74	3.00	68					GLOB UNIF		WV 0 4		
3377	LOAD Y	515 651	10.80	127	3.00	118					GLOB UNIF		WV 0 4		
3378	LOAD X	515 651	14.40	68	3.00	64					GLOB UNIF		WV 0 4		
3379	LOAD Y	515 651	14.40	118	3.00	111					GLOB UNIF		WV 0 4		
3380	LOAD X	514 653	0.00	76	3.00	70					GLOB UNIF		WV 0 4		
3381	LOAD Y	514 653	0.00	132	3.00	121					GLOB UNIF		WV 0 4		
3382	LOAD X	514 653	3.00	70	3.00	65					GLOB UNIF		WV 0 4		
3383	LOAD Y	514 653	3.00	121	3.00	113					GLOB UNIF		WV 0 4		
3384	LOAD X	514 653	7.20	65	3.00	60					GLOB UNIF		WV 0 4		
3385	LOAD Y	514 653	7.20	113	3.00	104					GLOB UNIF		WV 0 4		
3386	LOAD X	514 653	10.80	60	3.00	56					GLOB UNIF		WV 0 4		
3387	LOAD Y	514 653	10.80	104	3.00	97					GLOB UNIF		WV 0 4		
3388	LOAD X	514 653	14.40	56	3.00	52					GLOB UNIF		WV 0 4		
3389	LOAD Y	514 653	14.40	97	3.00	91					GLOB UNIF		WV 0 4		
3390	LOAD X	501 611	0.00	27	1.20	27					GLOB UNIF		WV 0 4		
3391	LOAD Z	501 611	0.00-	00	1.20-	00					GLOB UNIF		WV 0 4		
3392	LOAD X	501 611	1.20	27	1.20	26					GLOB UNIF		WV 0 4		
3393	LOAD Z	501 611	1.20-	00	1.20-	00					GLOB UNIF		WV 0 4		
3394	LOAD X	501 611	2.40	26	1.20	26					GLOB UNIF		WV 0 4		
3395	LOAD Z	501 611	2.40-	00	1.20-	00					GLOB UNIF		WV 0 4		
3396	LOAD X	501 611	3.60	26	1.20	26					GLOB UNIF		WV 0 4		
3397	LOAD Z	501 611	3.60-	00	1.20-	07					GLOB UNIF		WV 0 4		
3398	LOAD X	501 611	4.80	26	1.20	26					GLOB UNIF		WV 0 4		
3399	LOAD Z	501 611	4.80-	07	1.20-	07					GLOB UNIF		WV 0 4		
3400	LOAD X	503 613	0.00	25	1.20	25					GLOB UNIF		WV 0 4		
3401	LOAD Z	503 613	0.00-	07	1.20-	07					GLOB UNIF		WV 0 4		
3402	LOAD X	503 613	1.20	25	1.20	25					GLOB UNIF		WV 0 4		
3403	LOAD Z	503 613	1.20-	07	1.20-	07					GLOB UNIF		WV 0 4		

3-PILE ACMR STRUCTURE -- U.S. NAVY (42-IN. DIAMETER PILING) -- J.ATKINSON

LINE NO.	1 1 2 2 3 3 4 4 5 5 6 6 7 7 8 1...5....0....5....0....5....0....5....0....5....0....5....0....5....0														
3382	LOAD A	003	013	2.40	25	1.20	25				GLOB	UNIF		WV	0 4
3383	LOAD Z	003	013	2.40-	07	1.20-	07				GLOB	UNIF		WV	0 4
3384	LOAD A	003	013	3.60	25	1.20	24				GLOB	UNIF		WV	0 4
3385	LOAD Z	003	013	3.60-	07	1.20-	07				GLOB	UNIF		WV	0 4
3386	LOAD A	003	013	4.80	24	1.20	24				GLOB	UNIF		WV	0 4
3387	LOAD Z	003	013	4.80-	07	1.20-	07				GLOB	UNIF		WV	0 4
3388	LOAD A	051	001	0.00	25	1.00	25				GLOB	UNIF		WV	0 4
3389	LOAD Z	051	001	0.00-	02	1.00-	02				GLOB	UNIF		WV	0 4
3390	LOAD A	051	001	1.00	25	1.00	25				GLOB	UNIF		WV	0 4
3391	LOAD Z	051	001	1.00-	02	1.00-	02				GLOB	UNIF		WV	0 4
3392	LOAD A	051	001	2.00	25	1.00	25				GLOB	UNIF		WV	0 4
3393	LOAD Z	051	001	2.00-	02	1.00-	02				GLOB	UNIF		WV	0 4
3394	LOAD A	051	001	3.00	25	1.00	25				GLOB	UNIF		WV	0 4
3395	LOAD Z	051	001	3.00-	02	1.00-	02				GLOB	UNIF		WV	0 4
3396	LOAD A	051	001	4.00	25	1.00	25				GLOB	UNIF		WV	0 4
3397	LOAD Z	051	001	4.00-	02	1.00-	02				GLOB	UNIF		WV	0 4
3398	LOAD A	053	003	0.00	25	1.00	25				GLOB	UNIF		WV	0 4
3399	LOAD Z	053	003	0.00-	02	1.00-	03				GLOB	UNIF		WV	0 4
3400	LOAD A	053	003	1.00	25	1.00	25				GLOB	UNIF		WV	0 4
3401	LOAD Z	053	003	1.00-	03	1.00-	03				GLOB	UNIF		WV	0 4
3402	LOAD A	053	003	2.00	25	1.00	25				GLOB	UNIF		WV	0 4
3403	LOAD Z	053	003	2.00-	03	1.00-	03				GLOB	UNIF		WV	0 4
3404	LOAD A	053	003	3.00	25	1.00	25				GLOB	UNIF		WV	0 4
3405	LOAD Z	053	003	3.00-	03	1.00-	03				GLOB	UNIF		WV	0 4
3406	LOAD A	053	003	4.00	25	1.00	24				GLOB	UNIF		WV	0 4
3407	LOAD Z	053	003	4.00-	03	1.00-	03				GLOB	UNIF		WV	0 4
3408	LOAD Y	011	012	0.00	39	3.20	39				GLOB	UNIF		WV	0 4
3409	LOAD Z	011	012	0.00-	05	3.20-	05				GLOB	UNIF		WV	0 4
3410	LOAD Y	011	012	3.20	39	3.20	39				GLOB	UNIF		WV	0 4
3411	LOAD Z	011	012	3.20-	05	3.20-	05				GLOB	UNIF		WV	0 4
3412	LOAD Y	011	012	6.40	39	3.20	39				GLOB	UNIF		WV	0 4
3413	LOAD Z	011	012	6.40-	05	3.20-	05				GLOB	UNIF		WV	0 4
3414	LOAD Y	011	012	9.61	39	3.20	38				GLOB	UNIF		WV	0 4
3415	LOAD Z	011	012	9.61-	05	3.20-	05				GLOB	UNIF		WV	0 4
3416	LOAD Y	011	012	12.81	38	3.20	38				GLOB	UNIF		WV	0 4
3417	LOAD Z	011	012	12.81-	05	3.20-	05				GLOB	UNIF		WV	0 4
3418	LOAD Y	012	013	0.00	38	3.20	38				GLOB	UNIF		WV	0 4
3419	LOAD Z	012	013	0.00-	05	3.20-	05				GLOB	UNIF		WV	0 4
3420	LOAD Y	012	013	3.20	38	3.20	37				GLOB	UNIF		WV	0 4
3421	LOAD Z	012	013	3.20-	05	3.20-	05				GLOB	UNIF		WV	0 4
3422	LOAD Y	012	013	6.40	37	3.20	37				GLOB	UNIF		WV	0 4
3423	LOAD Z	012	013	6.40-	05	3.20-	05				GLOB	UNIF		WV	0 4
3424	LOAD Y	012	013	9.61	37	3.20	37				GLOB	UNIF		WV	0 4
3425	LOAD Z	012	013	9.61-	05	3.20-	05				GLOB	UNIF		WV	0 4
3426	LOAD Y	012	013	12.81	37	3.20	36				GLOB	UNIF		WV	0 4
3427	LOAD Z	012	013	12.81-	05	3.20-	05				GLOB	UNIF		WV	0 4
3428	LOAD Y	001	002	0.00	66	3.55	66				GLOB	UNIF		WV	0 4
3429	LOAD Z	001	002	0.00-	05	3.55-	05				GLOB	UNIF		WV	0 4
3430	LOAD Y	001	002	3.55	66	3.55	66				GLOB	UNIF		WV	0 4

5-PILE ACMR STRUCTURE -- U.S. NAVY (42-IN. DIAMETER PILING) -- J.ATKINSUN

LINE NO.	1	2	3	4	5	6	7	8
3451	LOAD Z 001 002	3.55- 05	3.55- 05			GLOB UNIF	WV 0 4	
3452	LOAD Y 001 002	7.10 68	3.55 68			GLOB UNIF	WV 0 4	
3453	LOAD Z 001 002	7.10- 05	3.55- 05			GLOB UNIF	WV 0 4	
3454	LOAD Y 001 002	10.64 68	3.55 67			GLOB UNIF	WV 0 4	
3455	LOAD Z 001 002	10.64- 05	3.55- 05			GLOB UNIF	WV 0 4	
3456	LOAD Y 001 002	14.19 67	3.55 67			GLOB UNIF	WV 0 4	
3457	LOAD Z 001 002	14.19- 05	3.55- 05			GLOB UNIF	WV 0 4	
3458	LOAD Y 002 003	0.00 67	3.55 66			GLOB UNIF	WV 0 4	
3459	LOAD Z 002 003	0.00- 05	3.55- 05			GLOB UNIF	WV 0 4	
3460	LOAD Y 002 003	3.55 66	3.55 66			GLOB UNIF	WV 0 4	
3461	LOAD Z 002 003	3.55- 05	3.55- 05			GLOB UNIF	WV 0 4	
3462	LOAD Y 002 003	7.10 66	3.55 65			GLOB UNIF	WV 0 4	
3463	LOAD Z 002 003	7.10- 05	3.55- 05			GLOB UNIF	WV 0 4	
3464	LOAD Y 002 003	10.64 65	3.55 65			GLOB UNIF	WV 0 4	
3465	LOAD Z 002 003	10.64- 05	3.55- 06			GLOB UNIF	WV 0 4	
3466	LOAD Y 002 003	14.19 65	3.55 64			GLOB UNIF	WV 0 4	
3467	LOAD Z 002 003	14.19- 06	3.55- 06			GLOB UNIF	WV 0 4	
3468	LOAD A 011 001	0.00 52	2.42 50			GLOB UNIF	WV 0 4	
3469	LOAD Y 011 001	0.00 100	2.42 95			GLOB UNIF	WV 0 4	
3470	LOAD Z 011 001	0.00 07	2.42 07			GLOB UNIF	WV 0 4	
3471	LOAD A 011 001	2.42 50	2.42 47			GLOB UNIF	WV 0 4	
3472	LOAD Y 011 001	2.42 95	2.42 90			GLOB UNIF	WV 0 4	
3473	LOAD Z 011 001	2.42 07	2.42 07			GLOB UNIF	WV 0 4	
3474	LOAD A 011 001	4.85 47	2.42 45			GLOB UNIF	WV 0 4	
3475	LOAD Y 011 001	4.85 90	2.42 86			GLOB UNIF	WV 0 4	
3476	LOAD Z 011 001	4.85 07	2.42 06			GLOB UNIF	WV 0 4	
3477	LOAD A 011 001	7.27 45	2.42 43			GLOB UNIF	WV 0 4	
3478	LOAD Y 011 001	7.27 86	2.42 82			GLOB UNIF	WV 0 4	
3479	LOAD Z 011 001	7.27 06	2.42 06			GLOB UNIF	WV 0 4	
3480	LOAD A 011 001	9.70 43	2.42 41			GLOB UNIF	WV 0 4	
3481	LOAD Y 011 001	9.70 82	2.42 79			GLOB UNIF	WV 0 4	
3482	LOAD Z 011 001	9.70 06	2.42 06			GLOB UNIF	WV 0 4	
3483	LOAD A 012 002	0.00 36	2.40 35			GLOB UNIF	WV 0 4	
3484	LOAD Y 012 002	0.00 63	2.40 60			GLOB UNIF	WV 0 4	
3485	LOAD A 012 002	2.40 35	2.40 33			GLOB UNIF	WV 0 4	
3486	LOAD Y 012 002	2.40 60	2.40 57			GLOB UNIF	WV 0 4	
3487	LOAD A 012 002	4.80 33	2.40 31			GLOB UNIF	WV 0 4	
3488	LOAD Y 012 002	4.80 57	2.40 54			GLOB UNIF	WV 0 4	
3489	LOAD A 012 002	7.20 31	2.40 30			GLOB UNIF	WV 0 4	
3470	LOAD Y 012 002	7.20 54	2.40 52			GLOB UNIF	WV 0 4	
3471	LOAD X 012 002	9.60 30	2.40 28			GLOB UNIF	WV 0 4	
3472	LOAD Y 012 002	9.60 52	2.40 49			GLOB UNIF	WV 0 4	
3473	LOAD A 013 003	0.00 52	2.42 50			GLOB UNIF	WV 0 4	
3474	LOAD Y 013 003	0.00 85	2.42 80			GLOB UNIF	WV 0 4	
3475	LOAD Z 013 003	0.00- 07	2.42- 07			GLOB UNIF	WV 0 4	
3476	LOAD A 013 003	2.42 50	2.42 47			GLOB UNIF	WV 0 4	
3477	LOAD Y 013 003	2.42 80	2.42 76			GLOB UNIF	WV 0 4	
3478	LOAD Z 013 003	2.42- 07	2.42- 07			GLOB UNIF	WV 0 4	
3479	LOAD A 013 003	4.85 47	2.42 45			GLOB UNIF	WV 0 4	

3-PILE ACMR STRUCTURE -- U.S. NAVY (42-IN. DIAMETER PILING) -- J.ATKINSON

LINE NO.	1	2	3	4	5	6	7	8
3480	LOAD Y 613 663	4.85 76	2.42 72			GLOB UNIF	WV 0 4	
3481	LOAD Z 613 663	4.85- 07	2.42- 06			GLOB UNIF	WV 0 4	
3482	LOAD X 613 663	7.27 45	2.42 43			GLOB UNIF	WV 0 4	
3483	LOAD Y 613 663	7.27 72	2.42 69			GLOB UNIF	WV 0 4	
3484	LOAD Z 613 663	7.27- 06	2.42- 06			GLOB UNIF	WV 0 4	
3485	LOAD X 613 663	9.70 43	2.42 41			GLOB UNIF	WV 0 4	
3486	LOAD Y 613 663	9.70 69	2.42 65			GLOB UNIF	WV 0 4	
3487	LOAD Z 613 663	9.70- 06	2.42- 06			GLOB UNIF	WV 0 4	
3488	LOAD X 501 652	0.00 19	4.05 18			GLOB UNIF	WV 0 4	
3489	LOAD Y 501 652	0.00 73	4.05 70			GLOB UNIF	WV 0 4	
3490	LOAD Z 501 652	0.00- 33	4.05- 31			GLOB UNIF	WV 0 4	
3491	LOAD X 501 652	4.05 18	4.05 18			GLOB UNIF	WV 0 4	
3492	LOAD Y 501 652	4.05 70	4.05 66			GLOB UNIF	WV 0 4	
3493	LOAD Z 501 652	4.05- 31	4.05- 30			GLOB UNIF	WV 0 4	
3494	LOAD X 501 652	8.10 18	4.05 17			GLOB UNIF	WV 0 4	
3495	LOAD Y 501 652	8.10 66	4.05 63			GLOB UNIF	WV 0 4	
3496	LOAD Z 501 652	8.10- 30	4.05- 28			GLOB UNIF	WV 0 4	
3497	LOAD X 501 652	12.15 17	4.05 16			GLOB UNIF	WV 0 4	
3498	LOAD Y 501 652	12.15 63	4.05 59			GLOB UNIF	WV 0 4	
3499	LOAD Z 501 652	12.15- 28	4.05- 27			GLOB UNIF	WV 0 4	
3500	LOAD X 501 652	16.20 16	4.05 15			GLOB UNIF	WV 0 4	
3501	LOAD Y 501 652	16.20 59	4.05 56			GLOB UNIF	WV 0 4	
3502	LOAD Z 501 652	16.20- 27	4.05- 26			GLOB UNIF	WV 0 4	
3503	LOAD X 503 655	0.00 14	4.05 13			GLOB UNIF	WV 0 4	
3504	LOAD Y 503 655	0.00 17	4.05 16			GLOB UNIF	WV 0 4	
3505	LOAD Z 503 655	0.00 29	4.05 28			GLOB UNIF	WV 0 4	
3506	LOAD X 503 655	4.05 15	4.05 15			GLOB UNIF	WV 0 4	
3507	LOAD Y 503 655	4.05 16	4.05 16			GLOB UNIF	WV 0 4	
3508	LOAD Z 503 655	4.05 28	4.05 27			GLOB UNIF	WV 0 4	
3509	LOAD X 503 655	8.10 13	4.05 13			GLOB UNIF	WV 0 4	
3510	LOAD Y 503 655	8.10 16	4.05 15			GLOB UNIF	WV 0 4	
3511	LOAD Z 503 655	8.10 27	4.05 27			GLOB UNIF	WV 0 4	
3512	LOAD X 503 655	12.15 13	4.05 12			GLOB UNIF	WV 0 4	
3513	LOAD Y 503 655	12.15 15	4.05 15			GLOB UNIF	WV 0 4	
3514	LOAD Z 503 655	12.15 27	4.05 26			GLOB UNIF	WV 0 4	
3515	LOAD X 503 655	16.20 12	4.05 12			GLOB UNIF	WV 0 4	
3516	LOAD Y 503 655	16.20 15	4.05 14			GLOB UNIF	WV 0 4	
3517	LOAD Z 503 655	16.20 26	4.05 25			GLOB UNIF	WV 0 4	
3518	LOAD X 506 654	0.00 55	4.05 51			GLOB UNIF	WV 0 4	
3519	LOAD Y 506 654	0.00 58	4.05 54			GLOB UNIF	WV 0 4	
3520	LOAD Z 506 654	0.00- 22	4.05- 22			GLOB UNIF	WV 0 4	
3521	LOAD X 506 654	4.05 51	4.05 49			GLOB UNIF	WV 0 4	
3522	LOAD Y 506 654	4.05 54	4.05 52			GLOB UNIF	WV 0 4	
3523	LOAD Z 506 654	4.05- 22	4.05- 22			GLOB UNIF	WV 0 4	
3524	LOAD X 506 654	8.10 49	4.05 47			GLOB UNIF	WV 0 4	
3525	LOAD Y 506 654	8.10 52	4.05 50			GLOB UNIF	WV 0 4	
3526	LOAD Z 506 654	8.10- 22	4.05- 22			GLOB UNIF	WV 0 4	
3527	LOAD X 506 654	12.14 47	4.05 45			GLOB UNIF	WV 0 4	
3528	LOAD Y 506 654	12.14 50	4.05 48			GLOB UNIF	WV 0 4	

5-PILE ALMR STRUCTURE -- U.S. NAVY (42-IN. DIAMETER PILING) -- J.ATKINSON

LINE NO.	1	1	2	2	3	3	4	4	5	5	6	6	7	7	8
1...5....0....5....0....5....0....5....0....5....0....5....0....5....0....5....0															
5529	LOAD Z	635 634	12.14=	22	4.05=	21					GLOB UNIF		WV 0 4		
5530	LOAD A	635 634	10.19	45	4.05	42					GLOB UNIF		WV 0 4		
5531	LOAD Y	635 634	10.19	48	4.05	46					GLOB UNIF		WV 0 4		
5532	LOAD Z	635 634	10.19=	21	4.05=	21					GLOB UNIF		WV 0 4		
5533	LOAD A	632 703	0.00	20	4.39	19					GLOB UNIF		WV 0 4		
5534	LOAD Y	632 703	0.00	84	4.39	79					GLOB UNIF		WV 0 4		
5535	LOAD Z	632 703	0.00=	35	4.39=	33					GLOB UNIF		WV 0 4		
5536	LOAD A	632 703	4.39	19	4.39	18					GLOB UNIF		WV 0 4		
5537	LOAD Y	632 703	4.39	79	4.39	75					GLOB UNIF		WV 0 4		
5538	LOAD Z	632 703	4.39=	35	4.39=	33					GLOB UNIF		WV 0 4		
5539	LOAD A	632 703	8.77	18	4.39	17					GLOB UNIF		WV 0 4		
5540	LOAD Y	632 703	8.77	75	4.39	70					GLOB UNIF		WV 0 4		
5541	LOAD Z	632 703	8.77=	31	4.39=	29					GLOB UNIF		WV 0 4		
5542	LOAD A	632 703	13.16	17	4.39	16					GLOB UNIF		WV 0 4		
5543	LOAD Y	632 703	13.16	70	4.39	66					GLOB UNIF		WV 0 4		
5544	LOAD Z	632 703	13.16=	29	4.39=	28					GLOB UNIF		WV 0 4		
5545	LOAD A	632 703	17.55	16	4.39	15					GLOB UNIF		WV 0 4		
5546	LOAD Y	632 703	17.55	65	4.39	62					GLOB UNIF		WV 0 4		
5547	LOAD Z	632 703	17.55=	26	4.39=	26					GLOB UNIF		WV 0 4		
5548	LOAD A	635 706	0.00	19	4.39	18					GLOB UNIF		WV 0 4		
5549	LOAD Y	635 706	0.00	24	4.39	23					GLOB UNIF		WV 0 4		
5550	LOAD Z	635 706	0.00	41	4.39	39					GLOB UNIF		WV 0 4		
5551	LOAD A	635 706	4.39	18	4.39	17					GLOB UNIF		WV 0 4		
5552	LOAD Y	635 706	4.39	23	4.39	22					GLOB UNIF		WV 0 4		
5553	LOAD Z	635 706	4.39	39	4.39	37					GLOB UNIF		WV 0 4		
5554	LOAD A	635 706	8.77	17	4.39	16					GLOB UNIF		WV 0 4		
5555	LOAD Y	635 706	8.77	22	4.39	21					GLOB UNIF		WV 0 4		
5556	LOAD Z	635 706	8.77	37	4.39	36					GLOB UNIF		WV 0 4		
5557	LOAD A	635 706	13.16	16	4.39	15					GLOB UNIF		WV 0 4		
5558	LOAD Y	635 706	13.16	21	4.39	20					GLOB UNIF		WV 0 4		
5559	LOAD Z	635 706	13.16	36	4.39	34					GLOB UNIF		WV 0 4		
5560	LOAD A	635 706	17.55	15	4.39	15					GLOB UNIF		WV 0 4		
5561	LOAD Y	635 706	17.55	20	4.39	19					GLOB UNIF		WV 0 4		
5562	LOAD Z	635 706	17.55	34	4.39	32					GLOB UNIF		WV 0 4		
5563	LOAD A	634 701	0.00	63	4.39	60					GLOB UNIF		WV 0 4		
5564	LOAD Y	634 701	0.00	66	4.39	63					GLOB UNIF		WV 0 4		
5565	LOAD Z	634 701	0.00=	27	4.39=	26					GLOB UNIF		WV 0 4		
5566	LOAD A	634 701	4.39	60	4.39	57					GLOB UNIF		WV 0 4		
5567	LOAD Y	634 701	4.39	63	4.39	61					GLOB UNIF		WV 0 4		
5568	LOAD Z	634 701	4.39=	26	4.39=	26					GLOB UNIF		WV 0 4		
5569	LOAD A	634 701	8.77	57	4.39	55					GLOB UNIF		WV 0 4		
5570	LOAD Y	634 701	8.77	61	4.39	58					GLOB UNIF		WV 0 4		
5571	LOAD Z	634 701	8.77=	26	4.39=	25					GLOB UNIF		WV 0 4		
5572	LOAD A	634 701	13.16	55	4.39	52					GLOB UNIF		WV 0 4		
5573	LOAD Y	634 701	13.16	58	4.39	55					GLOB UNIF		WV 0 4		
5574	LOAD Z	634 701	13.16=	25	4.39=	24					GLOB UNIF		WV 0 4		
5575	LOAD A	634 701	17.55	52	4.39	50					GLOB UNIF		WV 0 4		
5576	LOAD Y	634 701	17.55	55	4.39	53					GLOB UNIF		WV 0 4		
5577	LOAD Z	634 701	17.55=	24	4.39=	23					GLOB UNIF		WV 0 4		

3-PILE ACMR STRUCTURE -- U.S. NAVY (42-IN. DIAMETER PILING) -- J.ATKINSON

LINE NO.	1	1	2	2	3	3	4	4	5	5	6	6	7	7	8
	1...5....0....5....0....5....0....5....0....5....0....5....0....5....0....5....0														
3578	LOAD Y	701	702	0.00	45	3.75	45				GLOB UNIF			WV 0 4	
3579	LOAD Z	701	702	0.00=	03	3.75=	03				GLOB UNIF			WV 0 4	
3580	LOAD Y	701	702	3.75	45	3.75	45				GLOB UNIF			WV 0 4	
3581	LOAD Z	701	702	3.75=	03	3.75=	03				GLOB UNIF			WV 0 4	
3582	LOAD Y	701	702	7.50	45	3.75	45				GLOB UNIF			WV 0 4	
3583	LOAD Z	701	702	7.50=	03	3.75=	03				GLOB UNIF			WV 0 4	
3584	LOAD Y	701	702	11.26	45	3.75	45				GLOB UNIF			WV 0 4	
3585	LOAD Z	701	702	11.26=	03	3.75=	03				GLOB UNIF			WV 0 4	
3586	LOAD Y	701	702	15.01	45	3.75	45				GLOB UNIF			WV 0 4	
3587	LOAD Z	701	702	15.01=	03	3.75=	03				GLOB UNIF			WV 0 4	
3588	LOAD Y	702	703	0.00	45	3.75	45				GLOB UNIF			WV 0 4	
3589	LOAD Z	702	703	0.00=	03	3.75=	03				GLOB UNIF			WV 0 4	
3590	LOAD Y	702	703	3.75	45	3.75	44				GLOB UNIF			WV 0 4	
3591	LOAD Z	702	703	3.75=	03	3.75=	03				GLOB UNIF			WV 0 4	
3592	LOAD Y	702	703	7.50	44	3.75	44				GLOB UNIF			WV 0 4	
3593	LOAD Z	702	703	7.50=	03	3.75=	03				GLOB UNIF			WV 0 4	
3594	LOAD Y	702	703	11.25	44	3.75	44				GLOB UNIF			WV 0 4	
3595	LOAD Z	702	703	11.26=	03	3.75=	03				GLOB UNIF			WV 0 4	
3596	LOAD Y	702	703	15.01	44	3.75	44				GLOB UNIF			WV 0 4	
3597	LOAD Z	702	703	15.01=	03	3.75=	03				GLOB UNIF			WV 0 4	
3598	LOAD Z	703	705	0.00=	03	3.75=	03				GLOB UNIF			WV 0 4	
3599	LOAD Z	703	705	3.75=	03	3.75=	03				GLOB UNIF			WV 0 4	
3600	LOAD Z	703	705	7.50=	03	3.75=	03				GLOB UNIF			WV 0 4	
3601	LOAD Z	703	705	11.25=	03	3.75=	03				GLOB UNIF			WV 0 4	
3602	LOAD Z	703	705	15.00=	03	3.75=	03				GLOB UNIF			WV 0 4	
3603	LOAD Z	705	706	0.00=	03	3.75=	02				GLOB UNIF			WV 0 4	
3604	LOAD Z	705	706	3.75=	02	3.75=	02				GLOB UNIF			WV 0 4	
3605	LOAD Z	705	706	7.51=	02	3.75=	1				GLOB UNIF			WV 0 4	
3606	LOAD Z	705	706	11.26=	1	3.75=	1				GLOB UNIF			WV 0 4	
3607	LOAD Z	705	706	15.01=	1	3.75					GLOB UNIF			WV 0 4	
3608	LOAD X	701	704	0.00	39	3.75	39				GLOB UNIF			WV 0 4	
3609	LOAD Y	701	704	0.00	22	3.75	22				GLOB UNIF			WV 0 4	
3610	LOAD Z	701	704	0.00=	03	3.75=	03				GLOB UNIF			WV 0 4	
3611	LOAD X	701	704	3.75	39	3.75	38				GLOB UNIF			WV 0 4	
3612	LOAD Y	701	704	3.75	22	3.75	22				GLOB UNIF			WV 0 4	
3613	LOAD Z	701	704	3.75=	03	3.75=	02				GLOB UNIF			WV 0 4	
3614	LOAD X	701	704	7.50	38	3.75	38				GLOB UNIF			WV 0 4	
3615	LOAD Y	701	704	7.50	22	3.75	22				GLOB UNIF			WV 0 4	
3616	LOAD Z	701	704	7.50=	02	3.75=	02				GLOB UNIF			WV 0 4	
3617	LOAD X	701	704	11.25	38	3.75	38				GLOB UNIF			WV 0 4	
3618	LOAD Y	701	704	11.25	22	3.75	22				GLOB UNIF			WV 0 4	
3619	LOAD Z	701	704	11.25=	02	3.75=	02				GLOB UNIF			WV 0 4	
3620	LOAD X	701	704	15.00	38	3.75	38				GLOB UNIF			WV 0 4	
3621	LOAD Y	701	704	15.00	22	3.75	22				GLOB UNIF			WV 0 4	
3622	LOAD Z	701	704	15.00=	02	3.75=	02				GLOB UNIF			WV 0 4	
3623	LOAD X	704	706	0.00	38	3.75	37				GLOB UNIF			WV 0 4	
3624	LOAD Y	704	706	0.00	22	3.75	21				GLOB UNIF			WV 0 4	
3625	LOAD Z	704	706	0.00=	02	3.75=	1				GLOB UNIF			WV 0 4	
3626	LOAD X	704	706	3.75	37	3.75	37				GLOB UNIF			WV 0 4	

STRAIN GAGE DATA

3-PILE ACMR STRUCTURE -- U.S. NAVY (42-IN. DIAMETER PILING) -- J.ATKINSON

LINE NO.															
3627	LOAD T	704	705	5.75	21	5.75	21			GLOB	UNIF	WV	0	4	
3628	LOAD L	704	705	5.75-	1	5.75-	1			GLOB	UNIF	WV	0	4	
3629	LOAD A	704	706	7.51	37	5.75	36			GLOB	UNIF	WV	0	4	
3630	LOAD T	704	706	7.51	21	5.75	21			GLOB	UNIF	WV	0	4	
3631	LOAD L	704	706	7.51-	1	5.75-	1			GLOB	UNIF	WV	0	4	
3632	LOAD A	704	706	11.26	36	5.75	36			GLOB	UNIF	WV	0	4	
3633	LOAD T	704	706	11.26	21	5.75	21			GLOB	UNIF	WV	0	4	
3634	LOAD L	704	706	11.26-	1	5.75-	1			GLOB	UNIF	WV	0	4	
3635	LOAD A	704	706	15.01	36	5.75	35			GLOB	UNIF	WV	0	4	
3636	LOAD T	704	706	15.01	21	5.75	20			GLOB	UNIF	WV	0	4	
3637	LOAD L	704	706	15.01-	1	5.75				GLOB	UNIF	WV	0	4	
3638	LOAD L	702	704	0.00-	02	5.75-	02			GLOB	UNIF	WV	0	4	
3639	LOAD L	702	704	5.75-	02	5.75-	02			GLOB	UNIF	WV	0	4	
3640	LOAD L	702	704	7.50-	02	5.75-	02			GLOB	UNIF	WV	0	4	
3641	LOAD L	702	704	11.25-	02	5.75-	1			GLOB	UNIF	WV	0	4	
3642	LOAD L	702	704	15.00-	1	5.75-	1			GLOB	UNIF	WV	0	4	
3643	LOAD A	702	705	0.00	34	5.75	34			GLOB	UNIF	WV	0	4	
3644	LOAD T	702	705	0.00	19	5.75	19			GLOB	UNIF	WV	0	4	
3645	LOAD L	702	705	0.00-	02	5.75-	02			GLOB	UNIF	WV	0	4	
3646	LOAD A	702	705	5.75	34	5.75	33			GLOB	UNIF	WV	0	4	
3647	LOAD T	702	705	5.75	19	5.75	19			GLOB	UNIF	WV	0	4	
3648	LOAD L	702	705	5.75-	02	5.75-	02			GLOB	UNIF	WV	0	4	
3649	LOAD A	702	705	7.50	33	5.75	33			GLOB	UNIF	WV	0	4	
3650	LOAD T	702	705	7.50	19	5.75	19			GLOB	UNIF	WV	0	4	
3651	LOAD L	702	705	7.50-	02	5.75-	02			GLOB	UNIF	WV	0	4	
3652	LOAD A	702	705	11.25	33	5.75	33			GLOB	UNIF	WV	0	4	
3653	LOAD T	702	705	11.25	19	5.75	19			GLOB	UNIF	WV	0	4	
3654	LOAD L	702	705	11.25-	02	5.75-	02			GLOB	UNIF	WV	0	4	
3655	LOAD A	702	705	15.00	33	5.75	33			GLOB	UNIF	WV	0	4	
3656	LOAD T	702	705	15.00	19	5.75	19			GLOB	UNIF	WV	0	4	
3657	LOAD L	702	705	15.00-	02	5.75-	02			GLOB	UNIF	WV	0	4	
3658	LOAD T	704	705	0.00	37	5.75	36			GLOB	UNIF	WV	0	4	
3659	LOAD L	704	705	0.00-	1	5.75-	1			GLOB	UNIF	WV	0	4	
3660	LOAD T	704	705	5.75	38	5.75	38			GLOB	UNIF	WV	0	4	
3661	LOAD L	704	705	5.75-	1	5.75-	1			GLOB	UNIF	WV	0	4	
3662	LOAD T	704	705	7.50	38	5.75	38			GLOB	UNIF	WV	0	4	
3663	LOAD L	704	705	7.50-	1	5.75-	1			GLOB	UNIF	WV	0	4	
3664	LOAD T	704	705	11.26	38	5.75	38			GLOB	UNIF	WV	0	4	
3665	LOAD L	704	705	11.26-	1	5.75-	02			GLOB	UNIF	WV	0	4	
3666	LOAD T	704	705	15.01	38	5.75	39			GLOB	UNIF	WV	0	4	
3667	LOAD L	704	705	15.01-	02	5.75-	02			GLOB	UNIF	WV	0	4	
3668	LOAD A	701	704	0.00	53	10.69	47			GLOB	UNIF	WV	0	4	
3669	LOAD T	701	704	0.00	40	10.69	36			GLOB	UNIF	WV	0	4	
3670	LOAD L	701	704	0.00	16	10.69	14			GLOB	UNIF	WV	0	4	
3671	LOAD A	701	705	10.69	47	10.69	42			GLOB	UNIF	WV	0	4	
3672	LOAD T	701	705	10.69	38	10.69	33			GLOB	UNIF	WV	0	4	
3673	LOAD L	701	705	10.69	14	10.69	13			GLOB	UNIF	WV	0	4	
3674	LOAD A	701	706	21.78	42	10.69	38			GLOB	UNIF	WV	0	4	
3675	LOAD T	701	706	21.78	33	10.69	29			GLOB	UNIF	WV	0	4	

S-PILE ACMR STRUCTURE -- U.S. NAVY (42-IN. DIAMETER PILING) -- J.ATKINSON

LINE NO.																	
3676	LOAD	Z	701	806	21.78	13	10.69	12			GLOB	UNIF		WV	0	4	
3677	LOAD	X	701	806	32.67	36	10.69	33			GLOB	UNIF		WV	0	4	
3678	LOAD	Y	701	806	32.67	24	10.69	20			GLOB	UNIF		WV	0	4	
3679	LOAD	Z	701	806	32.67	12	10.69	11			GLOB	UNIF		WV	0	4	
3680	LOAD	X	701	806	43.56	33	10.69	31			GLOB	UNIF		WV	0	4	
3681	LOAD	Y	701	806	43.56	26	10.69	25			GLOB	UNIF		WV	0	4	
3682	LOAD	Z	701	806	43.56	11	10.69	11			GLOB	UNIF		WV	0	4	
3683	LOAD	X	703	801	0.00	12	10.69	11			GLOB	UNIF		WV	0	4	
3684	LOAD	Y	703	801	0.00	65	10.69	59			GLOB	UNIF		WV	0	4	
3685	LOAD	Z	703	801	0.00	09	10.69	09			GLOB	UNIF		WV	0	4	
3686	LOAD	X	703	801	10.89	11	10.69	10			GLOB	UNIF		WV	0	4	
3687	LOAD	Y	703	801	10.89	59	10.69	55			GLOB	UNIF		WV	0	4	
3688	LOAD	Z	703	801	10.89	09	10.69	08			GLOB	UNIF		WV	0	4	
3689	LOAD	X	703	801	21.78	10	10.69	10			GLOB	UNIF		WV	0	4	
3690	LOAD	Y	703	801	21.78	55	10.69	50			GLOB	UNIF		WV	0	4	
3691	LOAD	Z	703	801	21.78	08	10.69	08			GLOB	UNIF		WV	0	4	
3692	LOAD	X	703	801	32.66	10	10.69	09			GLOB	UNIF		WV	0	4	
3693	LOAD	Y	703	801	32.66	50	10.69	45			GLOB	UNIF		WV	0	4	
3694	LOAD	Z	703	801	32.66	08	10.69	08			GLOB	UNIF		WV	0	4	
3695	LOAD	X	703	801	43.55	09	10.69	09			GLOB	UNIF		WV	0	4	
3696	LOAD	Y	703	801	43.55	45	10.69	43			GLOB	UNIF		WV	0	4	
3697	LOAD	Z	703	801	43.55	08	10.69	08			GLOB	UNIF		WV	0	4	
3698	LOAD	X	706	803	0.00	13	10.69	13			GLOB	UNIF		WV	0	4	
3699	LOAD	Y	706	803	0.00	29	10.69	28			GLOB	UNIF		WV	0	4	
3700	LOAD	Z	706	803	0.00-	39	10.69-	36			GLOB	UNIF		WV	0	4	
3701	LOAD	X	706	803	10.89	13	10.69	12			GLOB	UNIF		WV	0	4	
3702	LOAD	Y	706	803	10.89	28	10.69	26			GLOB	UNIF		WV	0	4	
3703	LOAD	Z	706	803	10.89-	38	10.69-	35			GLOB	UNIF		WV	0	4	
3704	LOAD	X	706	803	21.77	12	10.69	11			GLOB	UNIF		WV	0	4	
3705	LOAD	Y	706	803	21.77	26	10.69	25			GLOB	UNIF		WV	0	4	
3706	LOAD	Z	706	803	21.77-	35	10.69-	32			GLOB	UNIF		WV	0	4	
3707	LOAD	X	706	803	32.66	11	10.69	09			GLOB	UNIF		WV	0	4	
3708	LOAD	Y	706	803	32.66	23	10.69	20			GLOB	UNIF		WV	0	4	
3709	LOAD	Z	706	803	32.66-	32	10.69-	27			GLOB	UNIF		WV	0	4	
3710	LOAD	X	706	803	43.55	09	10.69	08			GLOB	UNIF		WV	0	4	
3711	LOAD	Y	706	803	43.55	20	10.69	17			GLOB	UNIF		WV	0	4	
3712	LOAD	Z	706	803	43.55-	27	10.69-	24			GLOB	UNIF		WV	0	4	
3713	LOAD	Y	801	802	0.00	34	4.75	33			GLOB	UNIF		WV	0	4	
3714	LOAD	Z	801	802	0.00-	02	4.75-	02			GLOB	UNIF		WV	0	4	
3715	LOAD	Y	801	802	4.73	33	4.75	33			GLOB	UNIF		WV	0	4	
3716	LOAD	Z	801	802	4.73-	02	4.75-	02			GLOB	UNIF		WV	0	4	
3717	LOAD	Y	801	802	9.46	33	4.75	33			GLOB	UNIF		WV	0	4	
3718	LOAD	Z	801	802	9.46-	02	4.75-	03			GLOB	UNIF		WV	0	4	
3719	LOAD	Y	801	802	14.20	33	4.75	33			GLOB	UNIF		WV	0	4	
3720	LOAD	Z	801	802	14.20-	03	4.75-	03			GLOB	UNIF		WV	0	4	
3721	LOAD	Y	801	802	18.93	33	4.75	33			GLOB	UNIF		WV	0	4	
3722	LOAD	Z	801	802	18.93-	03	4.75-	03			GLOB	UNIF		WV	0	4	
3723	LOAD	Y	802	803	0.00	33	4.75	33			GLOB	UNIF		WV	0	4	
3724	LOAD	Z	802	803	0.00-	03	4.75-	03			GLOB	UNIF		WV	0	4	

SHEET PILE ALNR STRUCTURE -- U.S. NAVY (42-IN. DIAMETER PILING) -- J.ATKINSON

LINE NO.	1...5	1 0...5	1 0...5	2 0...5	2 0...5	3 0...5	3 0...5	4 0...5	4 0...5	5 0...5	5 0...5	6 0...5	6 0...5	7 0...5	7 0...5	8 0
3725	LOAD Y	802	803	4.73	55	4.73	32					GLOB	UNIF	WV	0	4
3726	LOAD Z	802	803	4.73-	03	4.73-	03					GLOB	UNIF	WV	0	4
3727	LOAD Y	802	803	9.46	32	4.73	32					GLOB	UNIF	WV	0	4
3728	LOAD Z	802	803	9.46-	03	4.73-	03					GLOB	UNIF	WV	0	4
3729	LOAD Y	802	805	14.20	32	4.73	32					GLOB	UNIF	WV	0	4
3730	LOAD Z	802	805	14.20-	03	4.73-	03					GLOB	UNIF	WV	0	4
3731	LOAD Y	802	805	18.93	32	4.73	31					GLOB	UNIF	WV	0	4
3732	LOAD Z	802	803	18.93-	03	4.73-	03					GLOB	UNIF	WV	0	4
3733	LOAD Z	803	805	0.00-	03	4.73-	03					GLOB	UNIF	WV	0	4
3734	LOAD Z	803	805	4.73-	03	4.73-	03					GLOB	UNIF	WV	0	4
3735	LOAD Z	803	805	9.46-	03	4.73-	03					GLOB	UNIF	WV	0	4
3736	LOAD Z	805	805	14.20-	03	4.73-	02					GLOB	UNIF	WV	0	4
3737	LOAD Z	803	805	18.93-	02	4.73-	02					GLOB	UNIF	WV	0	4
3738	LOAD Z	805	806	0.00-	02	4.73-	02					GLOB	UNIF	WV	0	4
3739	LOAD Z	805	806	4.73-	02	4.73-	02					GLOB	UNIF	WV	0	4
3740	LOAD Z	805	806	9.47-	02	4.73-	02					GLOB	UNIF	WV	0	4
3741	LOAD Z	805	806	14.20-	02	4.73-	02					GLOB	UNIF	WV	0	4
3742	LOAD Z	805	806	18.93-	02	4.73-	02					GLOB	UNIF	WV	0	4
3743	LOAD A	801	804	0.00	29	4.73	29					GLOB	UNIF	WV	0	4
3744	LOAD Y	801	804	0.00	17	4.73	17					GLOB	UNIF	WV	0	4
3745	LOAD Z	801	804	0.00-	02	4.73-	02					GLOB	UNIF	WV	0	4
3746	LOAD A	801	804	4.73	29	4.73	29					GLOB	UNIF	WV	0	4
3747	LOAD Y	801	804	4.73	17	4.73	17					GLOB	UNIF	WV	0	4
3748	LOAD Z	801	804	4.73-	02	4.73-	02					GLOB	UNIF	WV	0	4
3749	LOAD A	801	804	9.46	29	4.73	29					GLOB	UNIF	WV	0	4
3750	LOAD Y	801	804	9.46	17	4.73	17					GLOB	UNIF	WV	0	4
3751	LOAD Z	801	804	9.46-	02	4.73-	02					GLOB	UNIF	WV	0	4
3752	LOAD A	801	804	14.20	29	4.73	29					GLOB	UNIF	WV	0	4
3753	LOAD Y	801	804	14.20	17	4.73	17					GLOB	UNIF	WV	0	4
3754	LOAD Z	801	804	14.20-	02	4.73-	02					GLOB	UNIF	WV	0	4
3755	LOAD A	801	804	18.93	29	4.73	28					GLOB	UNIF	WV	0	4
3756	LOAD Y	801	804	18.93	17	4.73	16					GLOB	UNIF	WV	0	4
3757	LOAD Z	801	804	18.93-	02	4.73-	02					GLOB	UNIF	WV	0	4
3758	LOAD A	804	806	0.00	28	4.73	28					GLOB	UNIF	WV	0	4
3759	LOAD Y	804	806	0.00	16	4.73	16					GLOB	UNIF	WV	0	4
3760	LOAD Z	804	806	0.00-	02	4.73-	02					GLOB	UNIF	WV	0	4
3761	LOAD A	804	806	4.73	28	4.73	28					GLOB	UNIF	WV	0	4
3762	LOAD Y	804	806	4.73	16	4.73	16					GLOB	UNIF	WV	0	4
3763	LOAD Z	804	806	4.73-	02	4.73-	02					GLOB	UNIF	WV	0	4
3764	LOAD A	804	806	9.47	28	4.73	28					GLOB	UNIF	WV	0	4
3765	LOAD Y	804	806	9.47	16	4.73	16					GLOB	UNIF	WV	0	4
3766	LOAD Z	804	806	9.47-	02	4.73-	02					GLOB	UNIF	WV	0	4
3767	LOAD A	804	806	14.20	28	4.73	28					GLOB	UNIF	WV	0	4
3768	LOAD Y	804	806	14.20	16	4.73	16					GLOB	UNIF	WV	0	4
3769	LOAD Z	804	806	14.20-	02	4.73-	02					GLOB	UNIF	WV	0	4
3770	LOAD A	804	806	18.93	28	4.73	28					GLOB	UNIF	WV	0	4
3771	LOAD Y	804	806	18.93	16	4.73	16					GLOB	UNIF	WV	0	4
3772	LOAD Z	804	806	18.93-	02	4.73-	02					GLOB	UNIF	WV	0	4
3773	LOAD Z	802	804	0.00-	1	4.73-	1					GLOB	UNIF	WV	0	4

3-PILE ACMR STRUCTURE -- U.S. NAVY (42-IN. DIAMETER PILING) -- J.ATKINSON

LINE NO.	1	2	3	4	5	6	7	8
3774	LOAD Z 802 804	4.73- 1	4.73- 1			GLOB UNIF	WV 0 4	
3775	LOAD Z 802 804	9.46- 1	4.73- 1			GLOB UNIF	WV 0 4	
3776	LOAD Z 802 804	14.20- 1	4.73- 1			GLOB UNIF	WV 0 4	
3777	LOAD Z 802 804	18.93- 1	4.73- 1			GLOB UNIF	WV 0 4	
3778	LOAD X 802 805	0.00 20	4.73 20			GLOB UNIF	WV 0 4	
3779	LOAD Y 802 805	0.00 12	4.73 12			GLOB UNIF	WV 0 4	
3780	LOAD Z 802 805	0.00- 1	4.73- 1			GLOB UNIF	WV 0 4	
3781	LOAD X 802 805	4.73 20	4.73 20			GLOB UNIF	WV 0 4	
3782	LOAD Y 802 805	4.73 12	4.73 12			GLOB UNIF	WV 0 4	
3783	LOAD Z 802 805	4.73- 1	4.73- 1			GLOB UNIF	WV 0 4	
3784	LOAD X 802 805	9.46 20	4.73 20			GLOB UNIF	WV 0 4	
3785	LOAD Y 802 805	9.46 12	4.73 12			GLOB UNIF	WV 0 4	
3786	LOAD Z 802 805	9.46- 1	4.73- 1			GLOB UNIF	WV 0 4	
3787	LOAD X 802 805	14.20 20	4.73 20			GLOB UNIF	WV 0 4	
3788	LOAD Y 802 805	14.20 12	4.73 12			GLOB UNIF	WV 0 4	
3789	LOAD Z 802 805	14.20- 1	4.73- 1			GLOB UNIF	WV 0 4	
3790	LOAD X 802 805	18.93 20	4.73 20			GLOB UNIF	WV 0 4	
3791	LOAD Y 802 805	18.93 12	4.73 12			GLOB UNIF	WV 0 4	
3792	LOAD Z 802 805	18.93- 1	4.73- 1			GLOB UNIF	WV 0 4	
3793	LOAD Y 804 805	0.00 23	4.73 23			GLOB UNIF	WV 0 4	
3794	LOAD Z 804 805	0.00- 1	4.73- 1			GLOB UNIF	WV 0 4	
3795	LOAD Y 804 805	4.73 23	4.73 23			GLOB UNIF	WV 0 4	
3796	LOAD Z 804 805	4.73- 1	4.73- 1			GLOB UNIF	WV 0 4	
3797	LOAD Y 804 805	9.46 23	4.73 23			GLOB UNIF	WV 0 4	
3798	LOAD Z 804 805	9.46- 1	4.73- 1			GLOB UNIF	WV 0 4	
3799	LOAD Y 804 805	14.20 23	4.73 23			GLOB UNIF	WV 0 4	
3800	LOAD Z 804 805	14.20- 1	4.73- 1			GLOB UNIF	WV 0 4	
3801	LOAD Y 804 805	18.93 23	4.73 24			GLOB UNIF	WV 0 4	
3802	LOAD Z 804 805	18.93- 1	4.73- 1			GLOB UNIF	WV 0 4	
3803	LOAD X 8011002	0.00 13	4.15 12			GLOB UNIF	WV 0 4	
3804	LOAD Y 8011002	0.00 33	4.15 32			GLOB UNIF	WV 0 4	
3805	LOAD Z 8011002	0.00- 12	4.15- 11			GLOB UNIF	WV 0 4	
3806	LOAD X 8011002	4.15 12	4.15 12			GLOB UNIF	WV 0 4	
3807	LOAD Y 8011002	4.15 32	4.15 30			GLOB UNIF	WV 0 4	
3808	LOAD Z 8011002	4.15- 11	4.15- 11			GLOB UNIF	WV 0 4	
3809	LOAD X 8011002	8.30 12	4.15 11			GLOB UNIF	WV 0 4	
3810	LOAD Y 8011002	8.30 30	4.15 29			GLOB UNIF	WV 0 4	
3811	LOAD Z 8011002	8.30- 11	4.15- 10			GLOB UNIF	WV 0 4	
3812	LOAD X 8011002	12.46 11	4.15 11			GLOB UNIF	WV 0 4	
3813	LOAD Y 8011002	12.46 29	4.15 28			GLOB UNIF	WV 0 4	
3814	LOAD Z 8011002	12.46- 10	4.15- 10			GLOB UNIF	WV 0 4	
3815	LOAD X 8011002	16.61 11	4.15 10			GLOB UNIF	WV 0 4	
3816	LOAD Y 8011002	16.61 26	4.15 27			GLOB UNIF	WV 0 4	
3817	LOAD Z 8011002	16.61- 10	4.15- 09			GLOB UNIF	WV 0 4	
3818	LOAD X 8011002	20.76 10	4.15 10			GLOB UNIF	WV 0 4	
3819	LOAD Y 8011002	20.76 27	4.15 26			GLOB UNIF	WV 0 4	
3820	LOAD Z 8011002	20.76- 09	4.15- 09			GLOB UNIF	WV 0 4	
3821	LOAD X 8011002	24.91 10	4.15 10			GLOB UNIF	WV 0 4	
3822	LOAD Y 8011002	24.91 26	4.15 25			GLOB UNIF	WV 0 4	

3-PILE ACMR STRUCTURE -- U.S. NAVY (42-IN. DIAMETER PILING) -- J.ATKINSON

LINE NO.	1	1	2	2	3	3	4	4	5	5	6	6	7	7	8
	1...5....0....5....0....5....0....5....0....5....0....5....0....5....0....5....0														
3823	LOAD Z	80110G2	24.91-	09	4.15-	09					GLOB UNIF		WV	0	4
3824	LOAD A	80110G2	24.96	10	4.15	07					GLOB UNIF		WV	0	4
3825	LOAD Y	80110G2	24.96	25	4.15	16					GLOB UNIF		WV	0	4
3826	LOAD Z	80110G2	24.96-	09	4.15-	06					GLOB UNIF		WV	0	4
3827	LOAD A	80110G2	33.21	07	4.15	04					GLOB UNIF		WV	0	4
3828	LOAD Y	80110G2	33.21	10	4.15	10					GLOB UNIF		WV	0	4
3829	LOAD Z	80110G2	33.21-	06	4.15-	04					GLOB UNIF		WV	0	4
3830	LOAD A	80110G2	37.37	04	4.15	1					GLOB UNIF		WV	0	4
3831	LOAD Y	80110G2	37.37	10	4.15	02					GLOB UNIF		WV	0	4
3832	LOAD Z	80110G2	37.37-	04	4.15						GLOB UNIF		WV	0	4
3833	LOAD A	8031002	0.00	12	4.15	12					GLOB UNIF		WV	0	4
3834	LOAD Y	8031002	0.00	32	4.15	31					GLOB UNIF		WV	0	4
3835	LOAD Z	8031002	0.00	06	4.15	06					GLOB UNIF		WV	0	4
3836	LOAD A	8031002	4.15	12	4.15	12					GLOB UNIF		WV	0	4
3837	LOAD Y	8031002	4.15	31	4.15	30					GLOB UNIF		WV	0	4
3838	LOAD Z	8031002	4.15	06	4.15	06					GLOB UNIF		WV	0	4
3839	LOAD A	8031002	8.30	12	4.15	11					GLOB UNIF		WV	0	4
3840	LOAD Y	8031002	8.30	30	4.15	29					GLOB UNIF		WV	0	4
3841	LOAD Z	8031002	8.30	06	4.15	05					GLOB UNIF		WV	0	4
3842	LOAD A	8031002	12.46	11	4.15	11					GLOB UNIF		WV	0	4
3843	LOAD Y	8031002	12.46	29	4.15	28					GLOB UNIF		WV	0	4
3844	LOAD Z	8031002	12.46	05	4.15	05					GLOB UNIF		WV	0	4
3845	LOAD A	8031002	16.61	11	4.15	11					GLOB UNIF		WV	0	4
3846	LOAD Y	8031002	16.61	28	4.15	27					GLOB UNIF		WV	0	4
3847	LOAD Z	8031002	16.61	05	4.15	05					GLOB UNIF		WV	0	4
3848	LOAD A	8031002	20.76	11	4.15	11					GLOB UNIF		WV	0	4
3849	LOAD Y	8031002	20.76	27	4.15	27					GLOB UNIF		WV	0	4
3850	LOAD Z	8031002	20.76	05	4.15	05					GLOB UNIF		WV	0	4
3851	LOAD A	8031002	24.91	11	4.15	11					GLOB UNIF		WV	0	4
3852	LOAD Y	8031002	24.91	27	4.15	26					GLOB UNIF		WV	0	4
3853	LOAD Z	8031002	24.91	05	4.15	05					GLOB UNIF		WV	0	4
3854	LOAD A	8031002	29.06	11	4.15	05					GLOB UNIF		WV	0	4
3855	LOAD Y	8031002	29.06	26	4.15	18					GLOB UNIF		WV	0	4
3856	LOAD Z	8031002	29.06	05	4.15	02					GLOB UNIF		WV	0	4
3857	LOAD A	8031002	33.21	05	4.15	05					GLOB UNIF		WV	0	4
3858	LOAD Y	8031002	33.21	18	4.15	10					GLOB UNIF		WV	0	4
3859	LOAD Z	8031002	33.21	02	4.15	1					GLOB UNIF		WV	0	4
3860	LOAD A	8031002	37.37	05	4.15	1					GLOB UNIF		WV	0	4
3861	LOAD Y	8031002	37.37	10	4.15	02					GLOB UNIF		WV	0	4
3862	LOAD Z	8031002	37.37	1	4.15						GLOB UNIF		WV	0	4
3863	LOAD A	8031005	0.00	13	4.15	13					GLOB UNIF		WV	0	4
3864	LOAD Y	8031005	0.00	19	4.15	19					GLOB UNIF		WV	0	4
3865	LOAD Z	8031005	0.00	16	4.15	16					GLOB UNIF		WV	0	4
3866	LOAD A	8031005	4.15	13	4.15	13					GLOB UNIF		WV	0	4
3867	LOAD Y	8031005	4.15	19	4.15	19					GLOB UNIF		WV	0	4
3868	LOAD Z	8031005	4.15	16	4.15	15					GLOB UNIF		WV	0	4
3869	LOAD A	8031005	8.30	13	4.15	12					GLOB UNIF		WV	0	4
3870	LOAD Y	8031005	8.30	19	4.15	18					GLOB UNIF		WV	0	4
3871	LOAD Z	8031005	8.30	15	4.15	15					GLOB UNIF		WV	0	4

STRAN INPUT DATA

3-PILE ACMR STRUCTURE -- U.S. NAVY (42-IN. DIAMETER PILING) -- J.ATKINSON

LINE NO.	1	2	3	4	5	6	7	8
3872	LOAD X 8031005	12.46	12	4.15	12	GLOB UNIF	WV 0 4	
3873	LOAD Y 8031005	12.46	16	4.15	16	GLOB UNIF	WV 0 4	
3874	LOAD Z 8031005	12.46	15	4.15	15	GLOB UNIF	WV 0 4	
3875	LOAD X 8031005	16.61	12	4.15	12	GLOB UNIF	WV 0 4	
3876	LOAD Y 8031005	16.61	16	4.15	17	GLOB UNIF	WV 0 4	
3877	LOAD Z 8031005	16.61	15	4.15	14	GLOB UNIF	WV 0 4	
3878	LOAD X 8031005	20.76	12	4.15	11	GLOB UNIF	WV 0 4	
3879	LOAD Y 8031005	20.76	17	4.15	17	GLOB UNIF	WV 0 4	
3880	LOAD Z 8031005	20.76	14	4.15	14	GLOB UNIF	WV 0 4	
3881	LOAD X 8031005	24.91	11	4.15	11	GLOB UNIF	WV 0 4	
3882	LOAD Y 8031005	24.91	17	4.15	17	GLOB UNIF	WV 0 4	
3883	LOAD Z 8031005	24.91	14	4.15	14	GLOB UNIF	WV 0 4	
3884	LOAD X 8031005	29.06	11	4.15	09	GLOB UNIF	WV 0 4	
3885	LOAD Y 8031005	29.06	17	4.15	14	GLOB UNIF	WV 0 4	
3886	LOAD Z 8031005	29.06	14	4.15	11	GLOB UNIF	WV 0 4	
3887	LOAD X 8031005	33.22	09	4.15	05	GLOB UNIF	WV 0 4	
3888	LOAD Y 8031005	33.22	14	4.15	08	GLOB UNIF	WV 0 4	
3889	LOAD Z 8031005	33.22	11	4.15	07	GLOB UNIF	WV 0 4	
3890	LOAD X 8031005	37.37	05	4.15	1	GLOB UNIF	WV 0 4	
3891	LOAD Y 8031005	37.37	08	4.15	02	GLOB UNIF	WV 0 4	
3892	LOAD Z 8031005	37.37	07	4.15	1	GLOB UNIF	WV 0 4	
3893	LOAD X 8061005	0.00	12	4.15	11	GLOB UNIF	WV 0 4	
3894	LOAD Y 8061005	0.00	23	4.15	22	GLOB UNIF	WV 0 4	
3895	LOAD Z 8061005	0.00-	18	4.15-	17	GLOB UNIF	WV 0 4	
3896	LOAD X 8061005	4.15	11	4.15	11	GLOB UNIF	WV 0 4	
3897	LOAD Y 8061005	4.15	22	4.15	21	GLOB UNIF	WV 0 4	
3898	LOAD Z 8061005	4.15-	17	4.15-	17	GLOB UNIF	WV 0 4	
3899	LOAD X 8061005	8.30	11	4.15	11	GLOB UNIF	WV 0 4	
3900	LOAD Y 8061005	8.30	21	4.15	21	GLOB UNIF	WV 0 4	
3901	LOAD Z 8061005	8.30-	17	4.15-	16	GLOB UNIF	WV 0 4	
3902	LOAD X 8061005	12.46	11	4.15	10	GLOB UNIF	WV 0 4	
3903	LOAD Y 8061005	12.46	21	4.15	20	GLOB UNIF	WV 0 4	
3904	LOAD Z 8061005	12.46-	16	4.15-	16	GLOB UNIF	WV 0 4	
3905	LOAD X 8061005	16.61	10	4.15	10	GLOB UNIF	WV 0 4	
3906	LOAD Y 8061005	16.61	20	4.15	20	GLOB UNIF	WV 0 4	
3907	LOAD Z 8061005	16.61-	16	4.15-	15	GLOB UNIF	WV 0 4	
3908	LOAD X 8061005	20.76	10	4.15	10	GLOB UNIF	WV 0 4	
3909	LOAD Y 8061005	20.76	20	4.15	19	GLOB UNIF	WV 0 4	
3910	LOAD Z 8061005	20.76-	15	4.15-	15	GLOB UNIF	WV 0 4	
3911	LOAD X 8061005	24.91	10	4.15	09	GLOB UNIF	WV 0 4	
3912	LOAD Y 8061005	24.91	19	4.15	19	GLOB UNIF	WV 0 4	
3913	LOAD Z 8061005	24.91-	15	4.15-	14	GLOB UNIF	WV 0 4	
3914	LOAD X 8061005	29.07	09	4.15	08	GLOB UNIF	WV 0 4	
3915	LOAD Y 8061005	29.07	19	4.15	12	GLOB UNIF	WV 0 4	
3916	LOAD Z 8061005	29.07-	14	4.15-	09	GLOB UNIF	WV 0 4	
3917	LOAD X 8061005	33.22	08	4.15	05	GLOB UNIF	WV 0 4	
3918	LOAD Y 8061005	33.22	12	4.15	07	GLOB UNIF	WV 0 4	
3919	LOAD Z 8061005	33.22-	09	4.15-	05	GLOB UNIF	WV 0 4	
3920	LOAD X 8061005	37.37	05	4.15	1	GLOB UNIF	WV 0 4	

STRAIN GAGE DATA

3-PILE ACMR STRUCTURE -- U.S. NAVY (42-IN. DIAMETER PILING) -- J.ATKINSON

LINE NO.																
5921	LOAD Y	8V61005	37.37	07	4.15	02				GLOB	UNIF	WV	0	4		
5922	LOAD Z	8V61005	37.37-	05	4.15-	1				GLOB	UNIF	WV	0	4		
5923	LOAD A	8V11004	0.00	23	4.15	22				GLOB	UNIF	WV	0	4		
5924	LOAD Y	8V11004	0.00	25	4.15	25				GLOB	UNIF	WV	0	4		
5925	LOAD Z	8V11004	0.00	10	4.15	10				GLOB	UNIF	WV	0	4		
5926	LOAD A	8V11004	4.15	22	4.15	21				GLOB	UNIF	WV	0	4		
5927	LOAD Y	8V11004	4.15	25	4.15	24				GLOB	UNIF	WV	0	4		
5928	LOAD Z	8V11004	4.15	10	4.15	09				GLOB	UNIF	WV	0	4		
5929	LOAD A	8V11004	8.30	21	4.15	20				GLOB	UNIF	WV	0	4		
5930	LOAD Y	8V11004	8.30	24	4.15	23				GLOB	UNIF	WV	0	4		
5931	LOAD Z	8V11004	8.30	09	4.15	09				GLOB	UNIF	WV	0	4		
5932	LOAD A	8V11004	12.46	20	4.15	19				GLOB	UNIF	WV	0	4		
5933	LOAD Y	8V11004	12.46	23	4.15	22				GLOB	UNIF	WV	0	4		
5934	LOAD Z	8V11004	12.46	09	4.15	09				GLOB	UNIF	WV	0	4		
5935	LOAD A	8V11004	16.61	19	4.15	19				GLOB	UNIF	WV	0	4		
5936	LOAD Y	8V11004	16.61	22	4.15	21				GLOB	UNIF	WV	0	4		
5937	LOAD Z	8V11004	16.61	09	4.15	09				GLOB	UNIF	WV	0	4		
5938	LOAD A	8V11004	20.76	19	4.15	18				GLOB	UNIF	WV	0	4		
5939	LOAD Y	8V11004	20.76	21	4.15	21				GLOB	UNIF	WV	0	4		
5940	LOAD Z	8V11004	20.76	09	4.15	08				GLOB	UNIF	WV	0	4		
5941	LOAD A	8V11004	24.91	18	4.15	18				GLOB	UNIF	WV	0	4		
5942	LOAD Y	8V11004	24.91	21	4.15	20				GLOB	UNIF	WV	0	4		
5943	LOAD Z	8V11004	24.91	08	4.15	08				GLOB	UNIF	WV	0	4		
5944	LOAD A	8V11004	29.06	16	4.15	15				GLOB	UNIF	WV	0	4		
5945	LOAD Y	8V11004	29.06	20	4.15	15				GLOB	UNIF	WV	0	4		
5946	LOAD Z	8V11004	29.06	08	4.15	06				GLOB	UNIF	WV	0	4		
5947	LOAD A	8V11004	33.22	13	4.15	07				GLOB	UNIF	WV	0	4		
5948	LOAD Y	8V11004	33.22	15	4.15	09				GLOB	UNIF	WV	0	4		
5949	LOAD Z	8V11004	33.22	06	4.15	05				GLOB	UNIF	WV	0	4		
5950	LOAD A	8V11004	37.37	07	4.15	02				GLOB	UNIF	WV	0	4		
5951	LOAD Y	8V11004	37.37	09	4.15	03				GLOB	UNIF	WV	0	4		
5952	LOAD Z	8V11004	37.37	05	4.15	1				GLOB	UNIF	WV	0	4		
5953	LOAD A	8V61004	0.00	21	4.01	20				GLOB	UNIF	WV	0	4		
5954	LOAD Y	8V61004	0.00	29	4.01	28				GLOB	UNIF	WV	0	4		
5955	LOAD Z	8V61004	0.00-	07	4.01-	07				GLOB	UNIF	WV	0	4		
5956	LOAD A	8V61004	4.01	20	4.01	19				GLOB	UNIF	WV	0	4		
5957	LOAD Y	8V61004	4.01	28	4.01	27				GLOB	UNIF	WV	0	4		
5958	LOAD Z	8V61004	4.01-	07	4.01-	07				GLOB	UNIF	WV	0	4		
5959	LOAD A	8V61004	9.23	19	4.01	19				GLOB	UNIF	WV	0	4		
5960	LOAD Y	8V61004	9.23	27	4.01	25				GLOB	UNIF	WV	0	4		
5961	LOAD Z	8V61004	9.23-	07	4.01-	06				GLOB	UNIF	WV	0	4		
5962	LOAD A	8V61004	13.84	19	4.01	18				GLOB	UNIF	WV	0	4		
5963	LOAD Y	8V61004	13.84	25	4.01	24				GLOB	UNIF	WV	0	4		
5964	LOAD Z	8V61004	13.84-	06	4.01-	06				GLOB	UNIF	WV	0	4		
5965	LOAD A	8V61004	18.46	18	4.01	18				GLOB	UNIF	WV	0	4		
5966	LOAD Y	8V61004	18.46	24	4.01	24				GLOB	UNIF	WV	0	4		
5967	LOAD Z	8V61004	18.46-	06	4.01-	06				GLOB	UNIF	WV	0	4		
5968	LOAD A	8V61004	23.07	18	4.01	17				GLOB	UNIF	WV	0	4		
5969	LOAD Y	8V61004	23.07	24	4.01	23				GLOB	UNIF	WV	0	4		

STRAN INPUT DATA

3-PILE ACMR STRUCTURE -- U.S. NAVY (42-IN. DIAMETER PILING) -- J.ATKINSON

LINE NO.	1	2	3	4	5	6	7	8
3970	LOAD Z 8061004	23.07- 06	4.01- 06			GLOB UNIF	WV 0 4	
3971	LOAD X 8061004	27.08 17	4.01 13			GLOB UNIF	WV 0 4	
3972	LOAD Y 8061004	27.08 23	4.01 18			GLOB UNIF	WV 0 4	
3973	LOAD Z 8061004	27.08- 06	4.01- 04			GLOB UNIF	WV 0 4	
3974	LOAD X 8061004	32.30 15	4.01 06			GLOB UNIF	WV 0 4	
3975	LOAD Y 8061004	32.30 18	4.01 10			GLOB UNIF	WV 0 4	
3976	LOAD Z 8061004	32.30- 04	4.01- 03			GLOB UNIF	WV 0 4	
3977	LOAD X 8061004	36.91 08	4.01 02			GLOB UNIF	WV 0 4	
3978	LOAD Y 8061004	36.91 10	4.01 03			GLOB UNIF	WV 0 4	
3979	LOAD Z 8061004	36.91- 03	4.01- 1			GLOB UNIF	WV 0 4	
3980	LOAD Y 10011002	0.00 03	5.71 03			GLOB UNIF	WV 0 4	
3981	LOAD Y 10011002	5.71 03	5.71 03			GLOB UNIF	WV 0 4	
3982	LOAD Y 10011002	11.43 03	5.71 02			GLOB UNIF	WV 0 4	
3985	LOAD Y 10011002	17.14 02	5.71 02			GLOB UNIF	WV 0 4	
3984	LOAD Y 10011002	22.86 02	5.71 02			GLOB UNIF	WV 0 4	
3985	LOAD Y 10021003	0.00 02	5.71 1			GLOB UNIF	WV 0 4	
3986	LOAD Y 10021003	5.71 1	5.71 1			GLOB UNIF	WV 0 4	
3987	LOAD Y 10021003	11.43 1	5.71 1			GLOB UNIF	WV 0 4	
3988	LOAD Y 10021003	17.14 1	5.71 1			GLOB UNIF	WV 0 4	
3989	LOAD Y 10021003	22.86 1	5.71			GLOB UNIF	WV 0 4	
3990	LOAD X 10011004	0.00 03	5.71 03			GLOB UNIF	WV 0 4	
3991	LOAD Y 10011004	0.00 02	5.71 02			GLOB UNIF	WV 0 4	
3992	LOAD X 10011004	5.71 03	5.71 03			GLOB UNIF	WV 0 4	
3993	LOAD Y 10011004	5.71 02	5.71 02			GLOB UNIF	WV 0 4	
3994	LOAD X 10011004	11.43 03	5.71 03			GLOB UNIF	WV 0 4	
3995	LOAD Y 10011004	11.43 02	5.71 02			GLOB UNIF	WV 0 4	
3996	LOAD X 10011004	17.14 03	5.71 03			GLOB UNIF	WV 0 4	
3997	LOAD Y 10011004	17.14 02	5.71 02			GLOB UNIF	WV 0 4	
3998	LOAD X 10011004	22.85 03	5.71 03			GLOB UNIF	WV 0 4	
3999	LOAD Y 10011004	22.85 02	5.71 02			GLOB UNIF	WV 0 4	
4000	LOAD X 10041006	0.00 03	5.71 04			GLOB UNIF	WV 0 4	
4001	LOAD Y 10041006	0.00 02	5.71 02			GLOB UNIF	WV 0 4	
4002	LOAD X 10041006	5.71 04	5.71 04			GLOB UNIF	WV 0 4	
4003	LOAD Y 10041006	5.71 02	5.71 02			GLOB UNIF	WV 0 4	
4004	LOAD X 10041006	11.43 04	5.71 04			GLOB UNIF	WV 0 4	
4005	LOAD Y 10041006	11.43 02	5.71 02			GLOB UNIF	WV 0 4	
4006	LOAD X 10041006	17.14 04	5.71 04			GLOB UNIF	WV 0 4	
4007	LOAD Y 10041006	17.14 02	5.71 02			GLOB UNIF	WV 0 4	
4008	LOAD X 10041006	22.86 04	5.71 04			GLOB UNIF	WV 0 4	
4009	LOAD Y 10041006	22.86 02	5.71 02			GLOB UNIF	WV 0 4	
4010	LOAD X 10021005	0.00 1	5.71 1			GLOB UNIF	WV 0 4	
4011	LOAD Y 10021005	0.00 1	5.71 1			GLOB UNIF	WV 0 4	
4012	LOAD X 10021005	5.71 1	5.71 1			GLOB UNIF	WV 0 4	
4013	LOAD Y 10021005	5.71 1	5.71 1			GLOB UNIF	WV 0 4	
4014	LOAD X 10021005	11.43 1	5.71 1			GLOB UNIF	WV 0 4	
4015	LOAD Y 10021005	11.43 1	5.71 1			GLOB UNIF	WV 0 4	
4016	LOAD X 10021005	17.14 1	5.71 1			GLOB UNIF	WV 0 4	
4017	LOAD Y 10021005	17.14 1	5.71 1			GLOB UNIF	WV 0 4	
4018	LOAD X 10021005	22.86 1	5.71 1			GLOB UNIF	WV 0 4	

3-PILE ALMR STRUCTURE -- U.S. NAVY (42-IN. DIAMETER PILING) -- J.ATKINSON

LINE NO.				1	1	2	2	3	3	4	4	5	5	6	6	7	7	8
1....5....0....5....0....5....0....5....0....5....0....5....0....5....0....5....0....5....0																		
4019	LOAD	Y	10021005	22.66	1	5.71	1							GLOB	UNIF	WV	0	4
4020	LOAD	Y	10021005	0.00	02	5.72	02							GLOB	UNIF	WV	0	4
4021	LOAD	Y	10021005	5.72	02	5.72	02							GLOB	UNIF	WV	0	4
4022	LOAD	Y	10021005	11.43	02	5.72	02							GLOB	UNIF	WV	0	4
4023	LOAD	Y	10021005	17.15	02	5.72	02							GLOB	UNIF	WV	0	4
4024	LOAD	Y	10021005	22.86	02	5.72	02							GLOB	UNIF	WV	0	4
4025	LOAD	A	201 501	7.90	67	1.42	80							GLOB	UNIF	WV	0	4
4026	LOAD	Y	201 501	7.90	116	1.42	139							GLOB	UNIF	WV	0	4
4027	LOAD	A	201 501	9.32	80	1.42	94							GLOB	UNIF	WV	0	4
4028	LOAD	Y	201 501	9.32	139	1.42	165							GLOB	UNIF	WV	0	4
4029	LOAD	A	201 501	10.74	94	1.42	100							GLOB	UNIF	WV	0	4
4030	LOAD	Y	201 501	10.74	165	1.42	173							GLOB	UNIF	WV	0	4
4031	LOAD	A	201 501	12.16	100	1.42	104							GLOB	UNIF	WV	0	4
4032	LOAD	Y	201 501	12.16	173	1.42	180							GLOB	UNIF	WV	0	4
4033	LOAD	A	201 501	13.58	104	1.42	108							GLOB	UNIF	WV	0	4
4034	LOAD	Y	201 501	13.58	180	1.42	187							GLOB	UNIF	WV	0	4
4035	LOAD	A	203 503	5.64	41	1.67	54							GLOB	UNIF	WV	0	4
4036	LOAD	Y	203 503	5.64	71	1.67	94							GLOB	UNIF	WV	0	4
4037	LOAD	A	203 503	7.52	54	1.67	66							GLOB	UNIF	WV	0	4
4038	LOAD	Y	203 503	7.52	94	1.67	118							GLOB	UNIF	WV	0	4
4039	LOAD	A	203 503	9.39	66	1.67	81							GLOB	UNIF	WV	0	4
4040	LOAD	Y	203 503	9.39	118	1.67	140							GLOB	UNIF	WV	0	4
4041	LOAD	A	203 503	11.26	81	1.67	88							GLOB	UNIF	WV	0	4
4042	LOAD	Y	203 503	11.26	140	1.67	152							GLOB	UNIF	WV	0	4
4043	LOAD	A	203 503	13.13	88	1.67	94							GLOB	UNIF	WV	0	4
4044	LOAD	Y	203 503	13.13	152	1.67	164							GLOB	UNIF	WV	0	4
4045	LOAD	A	301 401	0.00	108	5.70	124							GLOB	UNIF	WV	0	4
4046	LOAD	Y	301 401	0.00	187	5.70	215							GLOB	UNIF	WV	0	4
4047	LOAD	A	301 401	5.70	124	5.70	127							GLOB	UNIF	WV	0	4
4048	LOAD	Y	301 401	5.70	215	5.70	219							GLOB	UNIF	WV	0	4
4049	LOAD	A	301 401	11.40	127	5.70	123							GLOB	UNIF	WV	0	4
4050	LOAD	Y	301 401	11.40	219	5.70	213							GLOB	UNIF	WV	0	4
4051	LOAD	A	301 401	17.10	123	5.70	96							GLOB	UNIF	WV	0	4
4052	LOAD	Y	301 401	17.10	213	5.70	167							GLOB	UNIF	WV	0	4
4053	LOAD	A	301 401	22.80	96	5.70	77							GLOB	UNIF	WV	0	4
4054	LOAD	Y	301 401	22.80	167	5.70	133							GLOB	UNIF	WV	0	4
4055	LOAD	A	303 403	0.00	94	5.70	115							GLOB	UNIF	WV	0	4
4056	LOAD	Y	303 403	0.00	164	5.70	199							GLOB	UNIF	WV	0	4
4057	LOAD	A	303 403	5.70	115	5.70	115							GLOB	UNIF	WV	0	4
4058	LOAD	Y	303 403	5.70	199	5.70	199							GLOB	UNIF	WV	0	4
4059	LOAD	A	303 403	11.40	115	5.70	109							GLOB	UNIF	WV	0	4
4060	LOAD	Y	303 403	11.40	199	5.70	189							GLOB	UNIF	WV	0	4
4061	LOAD	A	303 403	17.10	109	5.70	85							GLOB	UNIF	WV	0	4
4062	LOAD	Y	303 403	17.10	189	5.70	148							GLOB	UNIF	WV	0	4
4063	LOAD	A	303 403	22.80	85	5.70	68							GLOB	UNIF	WV	0	4
4064	LOAD	Y	303 403	22.80	148	5.70	118							GLOB	UNIF	WV	0	4
4065	LOAD	A	305 405	1.52	57	4.50	98							GLOB	UNIF	WV	0	4
4066	LOAD	Y	305 405	1.52	84	4.50	170							GLOB	UNIF	WV	0	4
4067	LOAD	A	305 405	6.02	98	4.50	108							GLOB	UNIF	WV	0	4

3-PILE ACMR STRUCTURE -- U.S. NAVY (42-IN. DIAMETER PILING) -- J.ATKINSON

LINE NO.	1	2	3	4	5	6	7	8
4066	LOAD Y 506 406	6.02	170	4.50	167	GLOB UNIF	WV 0 4	
4069	LOAD X 506 406	10.51	108	4.50	117	GLOB UNIF	WV 0 4	
4070	LOAD Y 506 406	10.51	167	4.50	163	GLOB UNIF	WV 0 4	
4071	LOAD X 506 406	15.01	117	4.50	108	GLOB UNIF	WV 0 4	
4072	LOAD Y 506 406	15.01	203	4.50	183	GLOB UNIF	WV 0 4	
4073	LOAD X 506 406	19.51	108	4.50	89	GLOB UNIF	WV 0 4	
4074	LOAD Y 506 406	19.51	183	4.50	154	GLOB UNIF	WV 0 4	
4075	LOAD X 506 406	24.00	89	4.50	77	GLOB UNIF	WV 0 4	
4076	LOAD Y 506 406	24.00	154	4.50	133	GLOB UNIF	WV 0 4	
4077	LOAD X 401 501	0.00	117	.91	114	GLOB UNIF	WV 0 4	
4078	LOAD Y 401 501	0.00	231	.91	227	GLOB UNIF	WV 0 4	
4079	LOAD Z 401 501	0.00-	03	.91-	03	GLOB UNIF	WV 0 4	
4080	LOAD X 401 501	.91	114	.91	112	GLOB UNIF	WV 0 4	
4081	LOAD Y 401 501	.91	227	.91	222	GLOB UNIF	WV 0 4	
4082	LOAD Z 401 501	.91-	03	.91-	03	GLOB UNIF	WV 0 4	
4083	LOAD X 401 501	1.83	112	.91	109	GLOB UNIF	WV 0 4	
4084	LOAD Y 401 501	1.83	222	.91	217	GLOB UNIF	WV 0 4	
4085	LOAD Z 401 501	1.83-	03	.91-	03	GLOB UNIF	WV 0 4	
4086	LOAD X 401 501	2.74	109	.91	106	GLOB UNIF	WV 0 4	
4087	LOAD Y 401 501	2.74	217	.91	212	GLOB UNIF	WV 0 4	
4088	LOAD Z 401 501	2.74-	03	.91-	02	GLOB UNIF	WV 0 4	
4089	LOAD X 401 501	3.65	106	.91	104	GLOB UNIF	WV 0 4	
4090	LOAD Y 401 501	3.65	212	.91	207	GLOB UNIF	WV 0 4	
4091	LOAD Z 401 501	3.65-	02	.91-	02	GLOB UNIF	WV 0 4	
4092	LOAD X 403 503	0.00	115	.91	113	GLOB UNIF	WV 0 4	
4093	LOAD Y 403 503	0.00	196	.91	184	GLOB UNIF	WV 0 4	
4094	LOAD Z 403 503	0.00-	32	.91-	32	GLOB UNIF	WV 0 4	
4095	LOAD X 403 503	.91	113	.91	110	GLOB UNIF	WV 0 4	
4096	LOAD Y 403 503	.91	184	.91	180	GLOB UNIF	WV 0 4	
4097	LOAD Z 403 503	.91-	32	.91-	31	GLOB UNIF	WV 0 4	
4098	LOAD X 403 503	1.83	110	.91	108	GLOB UNIF	WV 0 4	
4099	LOAD Y 403 503	1.83	180	.91	176	GLOB UNIF	WV 0 4	
4100	LOAD Z 403 503	1.83-	31	.91-	30	GLOB UNIF	WV 0 4	
4101	LOAD X 403 503	2.74	108	.91	105	GLOB UNIF	WV 0 4	
4102	LOAD Y 403 503	2.74	176	.91	172	GLOB UNIF	WV 0 4	
4103	LOAD Z 403 503	2.74-	30	.91-	30	GLOB UNIF	WV 0 4	
4104	LOAD X 403 503	3.65	105	.91	103	GLOB UNIF	WV 0 4	
4105	LOAD Y 403 503	3.65	172	.91	168	GLOB UNIF	WV 0 4	
4106	LOAD Z 403 503	3.65-	30	.91-	29	GLOB UNIF	WV 0 4	
4107	LOAD X 406 506	0.00	156	.91	154	GLOB UNIF	WV 0 4	
4108	LOAD Y 406 506	0.00	221	.91	216	GLOB UNIF	WV 0 4	
4109	LOAD Z 406 506	0.00	37	.91	36	GLOB UNIF	WV 0 4	
4110	LOAD X 406 506	.91	154	.91	151	GLOB UNIF	WV 0 4	
4111	LOAD Y 406 506	.91	216	.91	212	GLOB UNIF	WV 0 4	
4112	LOAD Z 406 506	.91	36	.91	35	GLOB UNIF	WV 0 4	
4113	LOAD X 406 506	1.82	151	.91	128	GLOB UNIF	WV 0 4	
4114	LOAD Y 406 506	1.82	212	.91	207	GLOB UNIF	WV 0 4	
4115	LOAD Z 406 506	1.82	35	.91	34	GLOB UNIF	WV 0 4	
4116	LOAD X 406 506	2.74	128	.91	125	GLOB UNIF	WV 0 4	

5-PILE ALPHA STRUCTURE -- U.S. NAVY (42-IN. DIAMETER PILING) -- J.ATKINSON

LINE NO.	1	2	3	4	5	6	7	8
4117	LOAD Y 406 506	2.74	207	.91	202	GLOB UNIF	WV 0 4	
4118	LOAD Z 406 506	2.74	34	.91	34	GLOB UNIF	WV 0 4	
4119	LOAD X 406 506	3.65	125	.91	122	GLOB UNIF	WV 0 4	
4120	LOAD Y 406 506	3.65	202	.91	196	GLOB UNIF	WV 0 4	
4121	LOAD Z 406 506	3.65	34	.91	33	GLOB UNIF	WV 0 4	
4122	LOAD X 501 501	0.00	103	1.22	99	GLOB UNIF	WV 0 4	
4123	LOAD Y 501 501	0.00	205	1.22	196	GLOB UNIF	WV 0 4	
4124	LOAD Z 501 501	0.00-	02	1.22-	02	GLOB UNIF	WV 0 4	
4125	LOAD X 501 501	1.22	99	1.22	96	GLOB UNIF	WV 0 4	
4126	LOAD Y 501 501	1.22	198	1.22	192	GLOB UNIF	WV 0 4	
4127	LOAD Z 501 501	1.22-	02	1.22-	02	GLOB UNIF	WV 0 4	
4128	LOAD X 501 501	2.43	96	1.22	93	GLOB UNIF	WV 0 4	
4129	LOAD Y 501 501	2.43	192	1.22	187	GLOB UNIF	WV 0 4	
4130	LOAD Z 501 501	2.43-	02	1.22-	02	GLOB UNIF	WV 0 4	
4131	LOAD X 501 501	3.65	93	1.22	91	GLOB UNIF	WV 0 4	
4132	LOAD Y 501 501	3.65	187	1.22	182	GLOB UNIF	WV 0 4	
4133	LOAD Z 501 501	3.65-	02	1.22-	02	GLOB UNIF	WV 0 4	
4134	LOAD X 501 501	4.87	91	1.22	88	GLOB UNIF	WV 0 4	
4135	LOAD Y 501 501	4.87	182	1.22	178	GLOB UNIF	WV 0 4	
4136	LOAD Z 501 501	4.87-	02	1.22-	02	GLOB UNIF	WV 0 4	
4137	LOAD X 503 503	0.00	102	1.22	98	GLOB UNIF	WV 0 4	
4138	LOAD Y 503 503	0.00	166	1.22	161	GLOB UNIF	WV 0 4	
4139	LOAD Z 503 503	0.00-	20	1.22-	21	GLOB UNIF	WV 0 4	
4140	LOAD X 503 503	1.22	98	1.22	95	GLOB UNIF	WV 0 4	
4141	LOAD Y 503 503	1.22	161	1.22	156	GLOB UNIF	WV 0 4	
4142	LOAD Z 503 503	1.22-	21	1.22-	27	GLOB UNIF	WV 0 4	
4143	LOAD X 503 503	2.43	95	1.22	93	GLOB UNIF	WV 0 4	
4144	LOAD Y 503 503	2.43	156	1.22	151	GLOB UNIF	WV 0 4	
4145	LOAD Z 503 503	2.43-	27	1.22-	26	GLOB UNIF	WV 0 4	
4146	LOAD X 503 503	3.65	93	1.22	90	GLOB UNIF	WV 0 4	
4147	LOAD Y 503 503	3.65	151	1.22	147	GLOB UNIF	WV 0 4	
4148	LOAD Z 503 503	3.65-	26	1.22-	25	GLOB UNIF	WV 0 4	
4149	LOAD X 503 503	4.87	90	1.22	88	GLOB UNIF	WV 0 4	
4150	LOAD Y 503 503	4.87	147	1.22	143	GLOB UNIF	WV 0 4	
4151	LOAD Z 503 503	4.87-	25	1.22-	25	GLOB UNIF	WV 0 4	
4152	LOAD X 506 506	0.00	121	1.22	117	GLOB UNIF	WV 0 4	
4153	LOAD Y 506 506	0.00	195	1.22	189	GLOB UNIF	WV 0 4	
4154	LOAD Z 506 506	0.00	32	1.22	31	GLOB UNIF	WV 0 4	
4155	LOAD X 506 506	1.22	117	1.22	113	GLOB UNIF	WV 0 4	
4156	LOAD Y 506 506	1.22	189	1.22	183	GLOB UNIF	WV 0 4	
4157	LOAD Z 506 506	1.22	31	1.22	30	GLOB UNIF	WV 0 4	
4158	LOAD X 506 506	2.43	113	1.22	110	GLOB UNIF	WV 0 4	
4159	LOAD Y 506 506	2.43	183	1.22	178	GLOB UNIF	WV 0 4	
4160	LOAD Z 506 506	2.43	30	1.22	30	GLOB UNIF	WV 0 4	
4161	LOAD X 506 506	3.65	110	1.22	108	GLOB UNIF	WV 0 4	
4162	LOAD Y 506 506	3.65	178	1.22	174	GLOB UNIF	WV 0 4	
4163	LOAD Z 506 506	3.65	30	1.22	29	GLOB UNIF	WV 0 4	
4164	LOAD X 506 506	4.87	108	1.22	105	GLOB UNIF	WV 0 4	
4165	LOAD Y 506 506	4.87	174	1.22	170	GLOB UNIF	WV 0 4	

STRAN INPUT DATA

3-PILE ACMR STRUCTURE -- U.S. NAVY (42-IN. DIAMETER PILING) -- J.ATKINSON

LINE NO.	1	2	3	4	5	6	7	8
4166	LOAD Z 506 606	4.87	29	1.22	28	GLOB UNIF	WV 0 4	
4167	LOAD A 601 651	0.00	88	1.22	86	GLOB UNIF	WV 0 4	
4168	LOAD Y 601 651	0.00	178	1.22	175	GLOB UNIF	WV 0 4	
4169	LOAD Z 601 651	0.00-	02	1.22-	02	GLOB UNIF	WV 0 4	
4170	LOAD A 601 651	1.22	86	1.22	84	GLOB UNIF	WV 0 4	
4171	LOAD Y 601 651	1.22	173	1.22	169	GLOB UNIF	WV 0 4	
4172	LOAD Z 601 651	1.22-	02	1.22-	02	GLOB UNIF	WV 0 4	
4173	LOAD A 601 651	2.43	84	1.22	81	GLOB UNIF	WV 0 4	
4174	LOAD Y 601 651	2.43	169	1.22	165	GLOB UNIF	WV 0 4	
4175	LOAD Z 601 651	2.43-	02	1.22-	02	GLOB UNIF	WV 0 4	
4176	LOAD A 601 651	3.65	81	1.22	79	GLOB UNIF	WV 0 4	
4177	LOAD Y 601 651	3.65	165	1.22	160	GLOB UNIF	WV 0 4	
4178	LOAD Z 601 651	3.65-	02	1.22-	02	GLOB UNIF	WV 0 4	
4179	LOAD A 601 651	4.87	79	1.22	77	GLOB UNIF	WV 0 4	
4180	LOAD Y 601 651	4.87	160	1.22	156	GLOB UNIF	WV 0 4	
4181	LOAD Z 601 651	4.87-	02	1.22-	02	GLOB UNIF	WV 0 4	
4182	LOAD A 603 653	0.00	88	1.22	86	GLOB UNIF	WV 0 4	
4183	LOAD Y 603 653	0.00	143	1.22	139	GLOB UNIF	WV 0 4	
4184	LOAD Z 603 653	0.00-	25	1.22-	24	GLOB UNIF	WV 0 4	
4185	LOAD A 603 653	1.22	86	1.22	83	GLOB UNIF	WV 0 4	
4186	LOAD Y 603 653	1.22	139	1.22	136	GLOB UNIF	WV 0 4	
4187	LOAD Z 603 653	1.22-	24	1.22-	23	GLOB UNIF	WV 0 4	
4188	LOAD A 603 653	2.43	83	1.22	81	GLOB UNIF	WV 0 4	
4189	LOAD Y 603 653	2.43	136	1.22	132	GLOB UNIF	WV 0 4	
4190	LOAD Z 603 653	2.43-	23	1.22-	23	GLOB UNIF	WV 0 4	
4191	LOAD A 603 653	3.65	81	1.22	79	GLOB UNIF	WV 0 4	
4192	LOAD Y 603 653	3.65	132	1.22	128	GLOB UNIF	WV 0 4	
4193	LOAD Z 603 653	3.65-	23	1.22-	22	GLOB UNIF	WV 0 4	
4194	LOAD A 603 653	4.87	79	1.22	77	GLOB UNIF	WV 0 4	
4195	LOAD Y 603 653	4.87	128	1.22	124	GLOB UNIF	WV 0 4	
4196	LOAD Z 603 653	4.87-	22	1.22-	21	GLOB UNIF	WV 0 4	
4197	LOAD A 606 656	0.00	105	1.22	103	GLOB UNIF	WV 0 4	
4198	LOAD Y 606 656	0.00	170	1.22	166	GLOB UNIF	WV 0 4	
4199	LOAD Z 606 656	0.00	28	1.22	28	GLOB UNIF	WV 0 4	
4200	LOAD A 606 656	1.22	103	1.22	101	GLOB UNIF	WV 0 4	
4201	LOAD Y 606 656	1.22	166	1.22	162	GLOB UNIF	WV 0 4	
4202	LOAD Z 606 656	1.22	28	1.22	27	GLOB UNIF	WV 0 4	
4203	LOAD A 606 656	2.43	101	1.22	98	GLOB UNIF	WV 0 4	
4204	LOAD Y 606 656	2.43	162	1.22	158	GLOB UNIF	WV 0 4	
4205	LOAD Z 606 656	2.43	27	1.22	26	GLOB UNIF	WV 0 4	
4206	LOAD A 606 656	3.65	98	1.22	96	GLOB UNIF	WV 0 4	
4207	LOAD Y 606 656	3.65	158	1.22	154	GLOB UNIF	WV 0 4	
4208	LOAD Z 606 656	3.65	26	1.22	26	GLOB UNIF	WV 0 4	
4209	LOAD A 606 656	4.87	96	1.22	93	GLOB UNIF	WV 0 4	
4210	LOAD Y 606 656	4.87	154	1.22	150	GLOB UNIF	WV 0 4	
4211	LOAD Z 606 656	4.87	26	1.22	25	GLOB UNIF	WV 0 4	
4212	LOAD A 651 651	0.00	111	1.22	108	GLOB UNIF	WV 0 4	
4213	LOAD Y 651 651	0.00	230	1.22	232	GLOB UNIF	WV 0 4	
4214	LOAD Z 651 651	0.00-	04	1.22-	04	GLOB UNIF	WV 0 4	

3-PILE ACRN STRUCTURE -- U.S. NAVY (42-IN. DIAMETER PILING) -- J.ATKINSON

LINE NO.				1	1	2	2	3	3	4	4	5	5	6	6	7	7	8
	1...5			0...5		0...5		0...5		0...5		0...5		0...5		0...5		0
4215	LOAD	A	651	651		1.22	106	1.22	106					GLOB	UNIF		WV 0 4	
4216	LOAD	Y	651	651		1.22	232	1.22	227					GLOB	UNIF		WV 0 4	
4217	LOAD	Z	651	651		1.22-	04	1.22-	04					GLOB	UNIF		WV 0 4	
4218	LOAD	X	651	651		2.43	106	1.22	103					GLOB	UNIF		WV 0 4	
4219	LOAD	Y	651	651		2.43	227	1.22	222					GLOB	UNIF		WV 0 4	
4220	LOAD	Z	651	651		2.43-	04	1.22-	04					GLOB	UNIF		WV 0 4	
4221	LOAD	X	651	651		3.65	103	1.22	101					GLOB	UNIF		WV 0 4	
4222	LOAD	Y	651	651		3.65	222	1.22	218					GLOB	UNIF		WV 0 4	
4223	LOAD	Z	651	651		3.65-	04	1.22-	04					GLOB	UNIF		WV 0 4	
4224	LOAD	X	651	651		4.87	101	1.22	99					GLOB	UNIF		WV 0 4	
4225	LOAD	Y	651	651		4.87	216	1.22	213					GLOB	UNIF		WV 0 4	
4226	LOAD	Z	651	651		4.87-	04	1.22-	04					GLOB	UNIF		WV 0 4	
4227	LOAD	X	653	653		0.00	112	1.22	109					GLOB	UNIF		WV 0 4	
4228	LOAD	Y	653	653		0.00	175	1.22	170					GLOB	UNIF		WV 0 4	
4229	LOAD	Z	653	653		0.00-	31	1.22-	30					GLOB	UNIF		WV 0 4	
4230	LOAD	X	653	653		1.22	109	1.22	106					GLOB	UNIF		WV 0 4	
4231	LOAD	Y	653	653		1.22	170	1.22	165					GLOB	UNIF		WV 0 4	
4232	LOAD	Z	653	653		1.22-	30	1.22-	29					GLOB	UNIF		WV 0 4	
4233	LOAD	X	653	653		2.43	106	1.22	103					GLOB	UNIF		WV 0 4	
4234	LOAD	Y	653	653		2.43	165	1.22	161					GLOB	UNIF		WV 0 4	
4235	LOAD	Z	653	653		2.43-	29	1.22-	28					GLOB	UNIF		WV 0 4	
4236	LOAD	X	653	653		3.65	103	1.22	101					GLOB	UNIF		WV 0 4	
4237	LOAD	Y	653	653		3.65	161	1.22	157					GLOB	UNIF		WV 0 4	
4238	LOAD	Z	653	653		3.65-	28	1.22-	27					GLOB	UNIF		WV 0 4	
4239	LOAD	X	653	653		4.87	101	1.22	98					GLOB	UNIF		WV 0 4	
4240	LOAD	Y	653	653		4.87	157	1.22	153					GLOB	UNIF		WV 0 4	
4241	LOAD	Z	653	653		4.87-	27	1.22-	27					GLOB	UNIF		WV 0 4	
4242	LOAD	X	656	656		0.00	150	1.22	147					GLOB	UNIF		WV 0 4	
4243	LOAD	Y	656	656		0.00	237	1.22	231					GLOB	UNIF		WV 0 4	
4244	LOAD	Z	656	656		0.00	39	1.22	38					GLOB	UNIF		WV 0 4	
4245	LOAD	X	656	656		1.22	147	1.22	144					GLOB	UNIF		WV 0 4	
4246	LOAD	Y	656	656		1.22	231	1.22	226					GLOB	UNIF		WV 0 4	
4247	LOAD	Z	656	656		1.22	38	1.22	36					GLOB	UNIF		WV 0 4	
4248	LOAD	X	656	656		2.43	144	1.22	141					GLOB	UNIF		WV 0 4	
4249	LOAD	Y	656	656		2.43	226	1.22	221					GLOB	UNIF		WV 0 4	
4250	LOAD	Z	656	656		2.43	36	1.22	37					GLOB	UNIF		WV 0 4	
4251	LOAD	X	656	656		3.65	141	1.22	138					GLOB	UNIF		WV 0 4	
4252	LOAD	Y	656	656		3.65	221	1.22	217					GLOB	UNIF		WV 0 4	
4253	LOAD	Z	656	656		3.65	37	1.22	36					GLOB	UNIF		WV 0 4	
4254	LOAD	X	656	656		4.87	138	1.22	135					GLOB	UNIF		WV 0 4	
4255	LOAD	Y	656	656		4.87	217	1.22	212					GLOB	UNIF		WV 0 4	
4256	LOAD	Z	656	656		4.87	36	1.22	35					GLOB	UNIF		WV 0 4	
4257	LOAD	X	651	701		0.00	99	1.42	96					GLOB	UNIF		WV 0 4	
4258	LOAD	Y	651	701		0.00	213	1.42	207					GLOB	UNIF		WV 0 4	
4259	LOAD	Z	651	701		0.00-	03	1.42-	03					GLOB	UNIF		WV 0 4	
4260	LOAD	X	651	701		1.42	96	1.42	93					GLOB	UNIF		WV 0 4	
4261	LOAD	Y	651	701		1.42	207	1.42	202					GLOB	UNIF		WV 0 4	
4262	LOAD	Z	651	701		1.42-	03	1.42-	03					GLOB	UNIF		WV 0 4	
4263	LOAD	X	651	701		2.84	93	1.42	91					GLOB	UNIF		WV 0 4	

STRAN INPUT DATA

3-PILE ACMR STRUCTURE -- U.S. NAVY (42-IN. DIAMETER PILING) -- J.ATKINSON

LINE NO.																					
4284	LOAD	1	651	701	2.64	202	1.42	196					GLOB	UNIF		WV	0	4			
4285	LOAD	2	651	701	2.64-	03	1.42-	03					GLOB	UNIF		WV	0	4			
4286	LOAD	A	651	701	4.26	91	1.42	88					GLOB	UNIF		WV	0	4			
4287	LOAD	T	651	701	4.26	196	1.42	191					GLOB	UNIF		WV	0	4			
4288	LOAD	Z	651	701	4.26-	03	1.42-	03					GLOB	UNIF		WV	0	4			
4289	LOAD	A	651	701	5.68	88	1.42	86					GLOB	UNIF		WV	0	4			
4290	LOAD	T	651	701	5.68	191	1.42	187					GLOB	UNIF		WV	0	4			
4291	LOAD	Z	651	701	5.68-	03	1.42-	03					GLOB	UNIF		WV	0	4			
4292	LOAD	A	653	703	0.00	98	1.42	95					GLOB	UNIF		WV	0	4			
4293	LOAD	T	653	703	0.00	155	1.42	148					GLOB	UNIF		WV	0	4			
4294	LOAD	Z	653	703	0.00-	27	1.42-	26					GLOB	UNIF		WV	0	4			
4295	LOAD	A	653	703	1.42	95	1.42	92					GLOB	UNIF		WV	0	4			
4296	LOAD	T	653	703	1.42	148	1.42	143					GLOB	UNIF		WV	0	4			
4297	LOAD	Z	653	703	1.42-	26	1.42-	25					GLOB	UNIF		WV	0	4			
4298	LOAD	A	653	703	2.64	92	1.42	89					GLOB	UNIF		WV	0	4			
4299	LOAD	T	653	703	2.64	143	1.42	138					GLOB	UNIF		WV	0	4			
4300	LOAD	Z	653	703	2.64-	25	1.42-	24					GLOB	UNIF		WV	0	4			
4301	LOAD	A	653	703	4.26	89	1.42	87					GLOB	UNIF		WV	0	4			
4302	LOAD	T	653	703	4.26	138	1.42	134					GLOB	UNIF		WV	0	4			
4303	LOAD	Z	653	703	4.26-	24	1.42-	24					GLOB	UNIF		WV	0	4			
4304	LOAD	A	653	703	5.68	87	1.42	84					GLOB	UNIF		WV	0	4			
4305	LOAD	T	653	703	5.68	134	1.42	130					GLOB	UNIF		WV	0	4			
4306	LOAD	Z	653	703	5.68-	24	1.42-	23					GLOB	UNIF		WV	0	4			
4307	LOAD	A	656	706	0.00	155	1.42	151					GLOB	UNIF		WV	0	4			
4308	LOAD	T	656	706	0.00	212	1.42	206					GLOB	UNIF		WV	0	4			
4309	LOAD	Z	656	706	0.00	35	1.42	34					GLOB	UNIF		WV	0	4			
4310	LOAD	A	656	706	1.42	151	1.42	128					GLOB	UNIF		WV	0	4			
4311	LOAD	T	656	706	1.42	206	1.42	201					GLOB	UNIF		WV	0	4			
4312	LOAD	Z	656	706	1.42	34	1.42	34					GLOB	UNIF		WV	0	4			
4313	LOAD	A	656	706	2.64	128	1.42	125					GLOB	UNIF		WV	0	4			
4314	LOAD	T	656	706	2.64	201	1.42	195					GLOB	UNIF		WV	0	4			
4315	LOAD	Z	656	706	2.64	34	1.42	33					GLOB	UNIF		WV	0	4			
4316	LOAD	A	656	706	4.26	125	1.42	121					GLOB	UNIF		WV	0	4			
4317	LOAD	T	656	706	4.26	195	1.42	190					GLOB	UNIF		WV	0	4			
4318	LOAD	Z	656	706	4.26	33	1.42	32					GLOB	UNIF		WV	0	4			
4319	LOAD	A	656	706	5.68	121	1.42	119					GLOB	UNIF		WV	0	4			
4320	LOAD	T	656	706	5.68	190	1.42	186					GLOB	UNIF		WV	0	4			
4321	LOAD	Z	656	706	5.68	32	1.42	31					GLOB	UNIF		WV	0	4			
4322	LOAD	A	701	801	0.00	85	0.89	79					GLOB	UNIF		WV	0	4			
4323	LOAD	T	701	801	0.00	170	0.89	156					GLOB	UNIF		WV	0	4			
4324	LOAD	Z	701	801	0.00-	03	0.89-	02					GLOB	UNIF		WV	0	4			
4325	LOAD	A	701	801	0.89	79	0.89	67					GLOB	UNIF		WV	0	4			
4326	LOAD	T	701	801	0.89	156	0.89	141					GLOB	UNIF		WV	0	4			
4327	LOAD	Z	701	801	0.89-	02	0.89-	02					GLOB	UNIF		WV	0	4			
4328	LOAD	A	701	801	13.79	67	0.89	61					GLOB	UNIF		WV	0	4			
4329	LOAD	T	701	801	13.79	141	0.89	127					GLOB	UNIF		WV	0	4			
4330	LOAD	Z	701	801	13.79-	02	0.89-	02					GLOB	UNIF		WV	0	4			
4331	LOAD	A	701	801	20.68	61	0.89	55					GLOB	UNIF		WV	0	4			
4332	LOAD	T	701	801	20.68	127	0.89	113					GLOB	UNIF		WV	0	4			

3-PILE ACMR STRUCTURE -- U.S. NAVY (42-IN. DIAMETER PILING) -- J.ATKINSON

LINE NO.	1	2	3	4	5	6	7	8
4362	LOAD A 80111001	19.15	45	5.03	45	GLOB UNIF	WV 0 4	
4363	LOAD Y 80111001	19.15	85	5.03	85	GLOB UNIF	WV 0 4	
4364	LOAD X 80111001	22.98	45	5.03	39	GLOB UNIF	WV 0 4	
4365	LOAD Y 80111001	22.98	85	5.03	84	GLOB UNIF	WV 0 4	
4366	LOAD A 80111001	26.81	39	5.03	25	GLOB UNIF	WV 0 4	
4367	LOAD Y 80111001	26.81	84	5.03	41	GLOB UNIF	WV 0 4	
4368	LOAD A 80111001	30.64	25	5.03	10	GLOB UNIF	WV 0 4	
4369	LOAD Y 80111001	30.64	41	5.03	17	GLOB UNIF	WV 0 4	
4370	LOAD A 80131003	0.00	43	4.31	40	GLOB UNIF	WV 0 4	
4371	LOAD Y 80131003	0.00	89	4.31	84	GLOB UNIF	WV 0 4	
4372	LOAD Z 80131003	0.00-	12	4.31-	11	GLOB UNIF	WV 0 4	
4373	LOAD A 80131003	4.31	40	4.31	37	GLOB UNIF	WV 0 4	
4374	LOAD Y 80131003	4.31	84	4.31	80	GLOB UNIF	WV 0 4	
4375	LOAD Z 80131003	4.31-	11	4.31-	10	GLOB UNIF	WV 0 4	
4376	LOAD A 80131003	8.62	37	4.31	34	GLOB UNIF	WV 0 4	
4377	LOAD Y 80131003	8.62	80	4.31	56	GLOB UNIF	WV 0 4	
4378	LOAD Z 80131003	8.62-	10	4.31-	10	GLOB UNIF	WV 0 4	
4379	LOAD A 80131003	12.93	34	4.31	31	GLOB UNIF	WV 0 4	
4380	LOAD Y 80131003	12.93	56	4.31	52	GLOB UNIF	WV 0 4	
4381	LOAD Z 80131003	12.93-	10	4.31-	09	GLOB UNIF	WV 0 4	
4382	LOAD A 80131003	17.23	31	4.31	29	GLOB UNIF	WV 0 4	
4383	LOAD Y 80131003	17.23	52	4.31	50	GLOB UNIF	WV 0 4	
4384	LOAD Z 80131003	17.23-	09	4.31-	08	GLOB UNIF	WV 0 4	
4385	LOAD A 80131003	21.54	29	4.31	25	GLOB UNIF	WV 0 4	
4386	LOAD Y 80131003	21.54	50	4.31	39	GLOB UNIF	WV 0 4	
4387	LOAD Z 80131003	21.54-	08	4.31-	07	GLOB UNIF	WV 0 4	
4388	LOAD A 80131003	25.85	25	4.31	07	GLOB UNIF	WV 0 4	
4389	LOAD Y 80131003	25.85	39	4.31	11	GLOB UNIF	WV 0 4	
4390	LOAD Z 80131003	25.85-	07	4.31-	02	GLOB UNIF	WV 0 4	
4391	LOAD A 80131003	30.16	07	1.91		GLOB UNIF	WV 0 4	
4392	LOAD A 80131003	32.07		2.40-	09	GLOB UNIF	WV 0 4	
4393	LOAD Y 80131003	30.16	11	1.81		GLOB UNIF	WV 0 4	
4394	LOAD Y 80131003	31.97		2.30-	10	GLOB UNIF	WV 0 4	
4395	LOAD Z 80131003	30.16-	02	1.87		GLOB UNIF	WV 0 4	
4396	LOAD Z 80131003	32.03		2.44	03	GLOB UNIF	WV 0 4	
4397	LOAD A 80161006	0.00	89	4.92	86	GLOB UNIF	WV 0 4	
4398	LOAD Y 80161006	0.00	111	4.92	106	GLOB UNIF	WV 0 4	
4399	LOAD Z 80161006	0.00	18	4.92	16	GLOB UNIF	WV 0 4	
4400	LOAD A 80161006	4.92	86	4.92	83	GLOB UNIF	WV 0 4	
4401	LOAD Y 80161006	4.92	106	4.92	102	GLOB UNIF	WV 0 4	
4402	LOAD Z 80161006	4.92	18	4.92	17	GLOB UNIF	WV 0 4	
4403	LOAD A 80161006	9.85	83	4.92	80	GLOB UNIF	WV 0 4	
4404	LOAD Y 80161006	9.85	102	4.92	97	GLOB UNIF	WV 0 4	
4405	LOAD Z 80161006	9.85	17	4.92	16	GLOB UNIF	WV 0 4	
4406	LOAD A 80161006	14.77	80	4.92	56	GLOB UNIF	WV 0 4	
4407	LOAD Y 80161006	14.77	97	4.92	94	GLOB UNIF	WV 0 4	
4408	LOAD Z 80161006	14.77	16	4.92	16	GLOB UNIF	WV 0 4	
4409	LOAD A 80161006	19.70	56	4.92	53	GLOB UNIF	WV 0 4	
4410	LOAD Y 80161006	19.70	94	4.92	90	GLOB UNIF	WV 0 4	

3-PILE ACRN STRUCTURE -- U.S. NAVY (42-IN. DIAMETER PILING) -- J.AIKINSON

Line No.																			
	1	1	<	2	3	3	4	4	5	5	6	6	7	7	8				
	1...5....0....5....0....5....0....5....0....5....0....5....0....5....0....5....0....5....0																		
	LOAD Z	60	1	60	14.70		16	4.92		15			GLOB	UNIF		WV	0	4	
	LOAD A	60	1	60	24.02		55	4.92		38			GLOB	UNIF		WV	0	4	
	LOAD T	60	1	60	24.02		40	4.92		64			GLOB	UNIF		WV	0	4	
	LOAD Z	60	1	60	24.02		15	4.92		11			GLOB	UNIF		WV	0	4	
	LOAD A	60	1	60	29.34		30	4.92		22			GLOB	UNIF		WV	0	4	
	LOAD T	60	1	60	29.34		64	4.92		37			GLOB	UNIF		WV	0	4	
	LOAD Z	60	1	60	29.34		11	4.92		06			GLOB	UNIF		WV	0	4	
	LOADCA	5																	
	LOAD A	40	1	40	0.00=		590						GLOB	CONC		WV	0	5	
	LOAD T	40	1	40							0.00	-230476	GLOB	MOMT		WV	0	5	
	LOAD T	40	1	40	0.00=		670						GLOB	CONC		WV	0	5	
	LOAD A	40	1	40							0.00	409508	GLOB	MOMT		WV	0	5	
	LOAD A	40	3	40	0.00=		590						GLOB	CONC		WV	0	5	
	LOAD T	40	3	40							0.00	-230476	GLOB	MOMT		WV	0	5	
	LOAD T	40	3	40	0.00=		670						GLOB	CONC		WV	0	5	
	LOAD A	40	3	40							0.00	409508	GLOB	MOMT		WV	0	5	
	LOAD A	40	3	40	0.00=		590						GLOB	CONC		WV	0	5	
	LOAD T	40	3	40							0.00	-230476	GLOB	MOMT		WV	0	5	
	LOAD T	40	3	40	0.00=		670						GLOB	CONC		WV	0	5	
	LOAD A	40	3	40							0.00	409508	GLOB	MOMT		WV	0	5	
	LOAD A	40	3	40	20.00=		16	2.50=		21			GLOB	UNIF		WV	0	5	
	LOAD T	40	3	40	20.00=		31	2.50=		30			GLOB	UNIF		WV	0	5	
	LOAD Z	40	3	40	20.00=		70	2.50=		80			GLOB	UNIF		WV	0	5	
	LOAD A	40	3	40	25.20=		21	2.50=		22			GLOB	UNIF		WV	0	5	
	LOAD T	40	3	40	25.20=		30	2.50=		39			GLOB	UNIF		WV	0	5	
	LOAD Z	40	3	40	25.20=		80	2.50=		86			GLOB	UNIF		WV	0	5	
	LOAD A	40	3	40	25.50=		22	2.50=		23			GLOB	UNIF		WV	0	5	
	LOAD T	40	3	40	25.50=		39	2.50=		41			GLOB	UNIF		WV	0	5	
	LOAD Z	40	3	40	25.50=		86	2.50=		91			GLOB	UNIF		WV	0	5	
	LOAD A	40	3	40	27.42=		23	2.50=		23			GLOB	UNIF		WV	0	5	
	LOAD T	40	3	40	27.42=		41	2.50=		40			GLOB	UNIF		WV	0	5	
	LOAD Z	40	3	40	27.42=		91	2.50=		94			GLOB	UNIF		WV	0	5	
	LOAD A	40	3	40	30.24=		23	2.50=		22			GLOB	UNIF		WV	0	5	
	LOAD T	40	3	40	30.24=		40	2.50=		39			GLOB	UNIF		WV	0	5	
	LOAD Z	40	3	40	30.24=		94	2.50=		87			GLOB	UNIF		WV	0	5	
	LOAD A	40	3	01	14.46=		150	5.04=		148			GLOB	UNIF		WV	0	5	
	LOAD T	40	3	01	14.46=		77	5.04=		80			GLOB	UNIF		WV	0	5	
	LOAD Z	40	3	01	14.46=		02	2.50					GLOB	UNIF		WV	0	5	
	LOAD Z	40	3	01	10.90			1.14		1			GLOB	UNIF		WV	0	5	
	LOAD A	40	3	01	19.10=		140	5.04=		164			GLOB	UNIF		WV	0	5	
	LOAD T	40	3	01	19.10=		80	5.04=		98			GLOB	UNIF		WV	0	5	
	LOAD Z	40	3	01	19.10		1	5.04		05			GLOB	UNIF		WV	0	5	
	LOAD A	40	3	01	21.73=		164	5.04=		180			GLOB	UNIF		WV	0	5	
	LOAD T	40	3	01	21.73=		98	5.04=		110			GLOB	UNIF		WV	0	5	
	LOAD Z	40	3	01	21.73		05	5.04		10			GLOB	UNIF		WV	0	5	
	LOAD A	40	3	01	25.37=		180	5.04=		188			GLOB	UNIF		WV	0	5	
	LOAD T	40	3	01	25.37=		110	5.04=		117			GLOB	UNIF		WV	0	5	
	LOAD Z	40	3	01	25.37		10	5.04		14			GLOB	UNIF		WV	0	5	
	LOAD A	40	3	01	27.31=		188	5.04=		196			GLOB	UNIF		WV	0	5	

AD-A165 698 DESIGN CALCULATIONS 81' MLW STRUCTURE EAST COAST AIR COMBAT MANEUVERING R..(U) CREST ENGINEERING INC TULSA OK SEP 76 27-771-94 N62477-76-C-0179 6/8

UNCLASSIFIED F/G 13/13 NL





MICROCOPY RESOLUTION TEST CHART

3-PILE ACMR STRUCTURE -- U.S. NAVY (42-IN. DIAMETER PILING) -- J.ATKINSON

LINE NO.	1	1	2	2	3	3	4	4	5	5	6	6	7	7	8
4480	LOAD Y	206	301	29.01-	117	3.04-	123			GLOB UNIF		WV 0 5			
4481	LOAD Z	206	301	29.01	14	3.04	17			GLOB UNIF		WV 0 5			
4482	LOAD A	301	403	0.00-	32	0.13-	37			GLOB UNIF		WV 0 5			
4483	LOAD Y	301	403	0.00-	145	0.13-	160			GLOB UNIF		WV 0 5			
4484	LOAD Z	301	403	0.00	32	0.13	37			GLOB UNIF		WV 0 5			
4485	LOAD A	301	403	0.13-	37	0.13-	34			GLOB UNIF		WV 0 5			
4486	LOAD Y	301	403	0.13-	160	0.13-	165			GLOB UNIF		WV 0 5			
4487	LOAD Z	301	403	0.13	37	0.13	40			GLOB UNIF		WV 0 5			
4488	LOAD A	301	403	10.26-	34	0.13-	34			GLOB UNIF		WV 0 5			
4489	LOAD Y	301	403	10.26-	165	0.13-	165			GLOB UNIF		WV 0 5			
4490	LOAD Z	301	403	10.26	40	0.13	40			GLOB UNIF		WV 0 5			
4491	LOAD A	301	403	24.40-	34	0.13-	30			GLOB UNIF		WV 0 5			
4492	LOAD Y	301	403	24.40-	165	0.13-	127			GLOB UNIF		WV 0 5			
4493	LOAD Z	301	403	24.40	40	0.13	31			GLOB UNIF		WV 0 5			
4494	LOAD A	301	403	32.53-	30	0.13-	24			GLOB UNIF		WV 0 5			
4495	LOAD Y	301	403	32.53-	127	0.13-	102			GLOB UNIF		WV 0 5			
4496	LOAD Z	301	403	32.53	31	0.13	24			GLOB UNIF		WV 0 5			
4497	LOAD Y	301	303	0.00-	116	2.39-	114			GLOB UNIF		WV 0 5			
4498	LOAD Z	301	303	0.00-	12	2.39-	10			GLOB UNIF		WV 0 5			
4499	LOAD Y	301	303	2.39-	114	2.39-	109			GLOB UNIF		WV 0 5			
4500	LOAD Z	301	303	2.39-	10	2.39-	07			GLOB UNIF		WV 0 5			
4501	LOAD Y	301	303	4.78-	109	2.39-	105			GLOB UNIF		WV 0 5			
4502	LOAD Z	301	303	4.78-	07	2.39-	05			GLOB UNIF		WV 0 5			
4503	LOAD Y	301	303	7.17-	105	2.39-	100			GLOB UNIF		WV 0 5			
4504	LOAD Z	301	303	7.17-	05	2.39-	03			GLOB UNIF		WV 0 5			
4505	LOAD Y	301	303	9.55-	100	2.39-	96			GLOB UNIF		WV 0 5			
4506	LOAD Z	301	303	9.56-	03	2.39				GLOB UNIF		WV 0 5			
4507	LOAD Y	301	303	11.94-	96	2.39-	91			GLOB UNIF		WV 0 5			
4508	LOAD Z	301	303	12.15		2.10	02			GLOB UNIF		WV 0 5			
4509	LOAD Y	301	303	14.33-	91	2.39-	87			GLOB UNIF		WV 0 5			
4510	LOAD Z	301	303	14.33	02	2.39	04			GLOB UNIF		WV 0 5			
4511	LOAD Y	301	303	16.72-	87	2.39-	82			GLOB UNIF		WV 0 5			
4512	LOAD Z	301	303	16.72	04	2.39	07			GLOB UNIF		WV 0 5			
4513	LOAD Y	301	303	19.11-	82	2.39-	66			GLOB UNIF		WV 0 5			
4514	LOAD Z	301	303	19.11	07	2.39	09			GLOB UNIF		WV 0 5			
4515	LOAD Y	301	303	21.50-	66	2.39				GLOB UNIF		WV 0 5			
4516	LOAD Z	301	303	21.50	09	2.39				GLOB UNIF		WV 0 5			
4517	LOAD Z	303	306	4.05	09	4.35				GLOB UNIF		WV 0 5			
4518	LOAD Z	303	306	8.40		.04-	1			GLOB UNIF		WV 0 5			
4519	LOAD Z	303	306	9.04-	1	4.99-	11			GLOB UNIF		WV 0 5			
4520	LOAD Z	303	306	14.03-	11	4.99-	16			GLOB UNIF		WV 0 5			
4521	LOAD Z	303	306	19.02-	16	4.99-	20			GLOB UNIF		WV 0 5			
4522	LOAD Z	303	306	24.01-	20	4.99-	22			GLOB UNIF		WV 0 5			
4523	LOAD A	301	306	0.00-	102	5.00-	105			GLOB UNIF		WV 0 5			
4524	LOAD Y	301	306	0.00-	54	5.00-	60			GLOB UNIF		WV 0 5			
4525	LOAD Z	301	306	0.00-	12	5.00-	15			GLOB UNIF		WV 0 5			
4526	LOAD A	301	306	5.00-	105	5.00-	107			GLOB UNIF		WV 0 5			
4527	LOAD Y	301	306	5.00-	60	5.00-	62			GLOB UNIF		WV 0 5			
4528	LOAD Z	301	306	5.00-	15	5.00-	17			GLOB UNIF		WV 0 5			

S T R A N [illegible] D A T A

S-PILE ALMA STRUCTURE == U.S. NAVY (42-IN. DIAMETER PILING) == J.ATKINSON

Line No.																		
4514	LOAD	A	501	506	11.00-	107	5.00-	110					GLOB	UNIF		WV	0	5
4515	LOAD	T	501	506	11.00-	02	5.00-	03					GLOB	UNIF		WV	0	5
4516	LOAD	Z	501	506	11.00-	17	5.00-	20					GLOB	UNIF		WV	0	5
4517	LOAD	A	501	506	17.00-	110	5.00-	106					GLOB	UNIF		WV	0	5
4518	LOAD	T	501	506	17.00-	03	5.00-	01					GLOB	UNIF		WV	0	5
4519	LOAD	Z	501	506	17.00-	20	5.00-	21					GLOB	UNIF		WV	0	5
4520	LOAD	A	501	506	23.20-	100	5.00-	97					GLOB	UNIF		WV	0	5
4521	LOAD	T	501	506	23.20-	01	5.00-	00					GLOB	UNIF		WV	0	5
4522	LOAD	Z	501	506	23.20-	21	5.00-	22					GLOB	UNIF		WV	0	5
4523	LOAD	T	501	502	0.00-	01	5.00-	01					GLOB	UNIF		WV	0	5
4524	LOAD	Z	501	502	0.00-	00	5.00-	00					GLOB	UNIF		WV	0	5
4525	LOAD	T	501	502	5.03-	01	5.03-	01					GLOB	UNIF		WV	0	5
4526	LOAD	Z	501	502	5.03-	00	5.03-	00					GLOB	UNIF		WV	0	5
4527	LOAD	T	501	502	0.00-	01	5.03-	00					GLOB	UNIF		WV	0	5
4528	LOAD	Z	501	502	0.00-	00	5.03-	01					GLOB	UNIF		WV	0	5
4529	LOAD	T	501	502	4.09-	00	5.03-	00					GLOB	UNIF		WV	0	5
4530	LOAD	Z	501	502	4.09-	01	5.03-	01					GLOB	UNIF		WV	0	5
4531	LOAD	T	501	502	12.12-	00	5.03-	00					GLOB	UNIF		WV	0	5
4532	LOAD	Z	501	502	12.12-	01	5.03-	00					GLOB	UNIF		WV	0	5
4533	LOAD	T	502	503	0.00-	00	5.03-	00					GLOB	UNIF		WV	0	5
4534	LOAD	Z	502	503	5.03-	00	5.03-	00					GLOB	UNIF		WV	0	5
4535	LOAD	T	502	503	4.09-	00	5.03-	00					GLOB	UNIF		WV	0	5
4536	LOAD	Z	502	503	4.09-	00	5.03-	00					GLOB	UNIF		WV	0	5
4537	LOAD	T	502	503	12.12-	00	5.03-	00					GLOB	UNIF		WV	0	5
4538	LOAD	Z	502	503	12.12-	00	5.03-	00					GLOB	UNIF		WV	0	5
4539	LOAD	Z	503	505	0.00-	00	5.03-	00					GLOB	UNIF		WV	0	5
4540	LOAD	Z	503	505	5.03-	00	5.03-	00					GLOB	UNIF		WV	0	5
4541	LOAD	Z	503	505	0.00-	00	5.03-	00					GLOB	UNIF		WV	0	5
4542	LOAD	Z	503	505	4.09-	00	5.03-	00					GLOB	UNIF		WV	0	5
4543	LOAD	Z	503	505	12.12-	00	5.03-	00					GLOB	UNIF		WV	0	5
4544	LOAD	Z	503	506	0.00-	00	5.03-	00					GLOB	UNIF		WV	0	5
4545	LOAD	Z	503	506	5.03-	00	5.03-	00					GLOB	UNIF		WV	0	5
4546	LOAD	Z	503	506	0.00-	00	5.03-	00					GLOB	UNIF		WV	0	5
4547	LOAD	Z	503	506	4.09-	00	5.03-	00					GLOB	UNIF		WV	0	5
4548	LOAD	Z	503	506	12.12-	00	5.03-	00					GLOB	UNIF		WV	0	5
4549	LOAD	A	501	504	0.00-	53	5.03-	53					GLOB	UNIF		WV	0	5
4550	LOAD	T	501	504	0.00-	50	5.03-	50					GLOB	UNIF		WV	0	5
4551	LOAD	Z	501	504	0.00-	00	5.03-	00					GLOB	UNIF		WV	0	5
4552	LOAD	A	501	504	5.03-	53	5.03-	52					GLOB	UNIF		WV	0	5
4553	LOAD	T	501	504	5.03-	50	5.03-	50					GLOB	UNIF		WV	0	5
4554	LOAD	Z	501	504	5.03-	00	5.03-	00					GLOB	UNIF		WV	0	5
4555	LOAD	A	501	504	0.00-	52	5.03-	52					GLOB	UNIF		WV	0	5
4556	LOAD	T	501	504	0.00-	50	5.03-	50					GLOB	UNIF		WV	0	5
4557	LOAD	Z	501	504	0.00-	00	5.03-	00					GLOB	UNIF		WV	0	5
4558	LOAD	A	501	504	4.09-	52	5.03-	52					GLOB	UNIF		WV	0	5

3-PILE ACMR STRUCTURE -- U.S. NAVY (42-IN. DIAMETER PILING) -- J.ATKINSON

LINE NO.	1	2	3	4	5	6	7	8
4558	LOAD Y	501 504	9.09-	30	5.05-	30	GLOB UNIF	WV 0 5
4559	LOAD Z	501 504	9.09-	09	5.05-	10	GLOB UNIF	WV 0 5
4560	LOAD A	501 504	12.12-	52	5.05-	52	GLOB UNIF	WV 0 5
4561	LOAD Y	501 504	12.12-	30	5.05-	30	GLOB UNIF	WV 0 5
4562	LOAD Z	501 504	12.12-	10	5.05-	10	GLOB UNIF	WV 0 5
4563	LOAD A	504 506	0.00-	52	5.05-	52	GLOB UNIF	WV 0 5
4564	LOAD Y	504 506	0.00-	30	5.05-	30	GLOB UNIF	WV 0 5
4565	LOAD Z	504 506	0.00-	10	5.05-	10	GLOB UNIF	WV 0 5
4566	LOAD A	504 506	5.05-	52	5.05-	51	GLOB UNIF	WV 0 5
4567	LOAD Y	504 506	5.05-	30	5.05-	30	GLOB UNIF	WV 0 5
4568	LOAD Z	504 506	5.05-	10	5.05-	10	GLOB UNIF	WV 0 5
4569	LOAD A	504 506	9.09-	51	5.05-	51	GLOB UNIF	WV 0 5
4570	LOAD Y	504 506	9.09-	30	5.05-	29	GLOB UNIF	WV 0 5
4571	LOAD Z	504 506	9.09-	10	5.05-	10	GLOB UNIF	WV 0 5
4572	LOAD A	504 506	9.09-	51	5.05-	50	GLOB UNIF	WV 0 5
4573	LOAD Y	504 506	9.09-	29	5.05-	29	GLOB UNIF	WV 0 5
4574	LOAD Z	504 506	9.09-	10	5.05-	10	GLOB UNIF	WV 0 5
4575	LOAD A	504 506	12.12-	50	5.05-	50	GLOB UNIF	WV 0 5
4576	LOAD Y	504 506	12.12-	29	5.05-	29	GLOB UNIF	WV 0 5
4577	LOAD Z	504 506	12.12-	10	5.05-	10	GLOB UNIF	WV 0 5
4578	LOAD Z	502 504	0.00-	02	5.05-	03	GLOB UNIF	WV 0 5
4579	LOAD Z	502 504	5.05-	03	5.05-	03	GLOB UNIF	WV 0 5
4580	LOAD Z	502 504	0.00-	03	5.05-	04	GLOB UNIF	WV 0 5
4581	LOAD Z	502 504	9.09-	04	5.05-	04	GLOB UNIF	WV 0 5
4582	LOAD Z	502 504	12.12-	04	5.05-	04	GLOB UNIF	WV 0 5
4583	LOAD A	502 505	0.00-	34	5.05-	34	GLOB UNIF	WV 0 5
4584	LOAD Y	502 505	0.00-	20	5.05-	20	GLOB UNIF	WV 0 5
4585	LOAD Z	502 505	0.00-	02	5.05-	03	GLOB UNIF	WV 0 5
4586	LOAD A	502 505	5.05-	34	5.05-	34	GLOB UNIF	WV 0 5
4587	LOAD Y	502 505	5.05-	20	5.05-	20	GLOB UNIF	WV 0 5
4588	LOAD Z	502 505	5.05-	03	5.05-	03	GLOB UNIF	WV 0 5
4589	LOAD A	502 505	9.09-	34	5.05-	35	GLOB UNIF	WV 0 5
4590	LOAD Y	502 505	9.09-	20	5.05-	20	GLOB UNIF	WV 0 5
4591	LOAD Z	502 505	9.09-	03	5.05-	03	GLOB UNIF	WV 0 5
4592	LOAD A	502 505	9.09-	35	5.05-	35	GLOB UNIF	WV 0 5
4593	LOAD Y	502 505	9.09-	20	5.05-	20	GLOB UNIF	WV 0 5
4594	LOAD Z	502 505	9.09-	03	5.05-	03	GLOB UNIF	WV 0 5
4595	LOAD A	502 505	12.12-	35	5.05-	35	GLOB UNIF	WV 0 5
4596	LOAD Y	502 505	12.12-	20	5.05-	20	GLOB UNIF	WV 0 5
4597	LOAD Z	502 505	12.12-	03	5.05-	04	GLOB UNIF	WV 0 5
4598	LOAD Y	504 505	0.00-	40	5.05-	40	GLOB UNIF	WV 0 5
4599	LOAD Z	504 505	0.00-	04	5.05-	04	GLOB UNIF	WV 0 5
4600	LOAD Y	504 505	5.05-	40	5.05-	40	GLOB UNIF	WV 0 5
4601	LOAD Z	504 505	5.05-	04	5.05-	04	GLOB UNIF	WV 0 5
4602	LOAD Y	504 505	9.09-	40	5.05-	40	GLOB UNIF	WV 0 5
4603	LOAD Z	504 505	9.09-	04	5.05-	04	GLOB UNIF	WV 0 5
4604	LOAD Y	504 505	9.10-	40	5.05-	40	GLOB UNIF	WV 0 5
4605	LOAD Z	504 505	9.10-	04	5.05-	04	GLOB UNIF	WV 0 5
4606	LOAD Y	504 505	12.13-	40	5.05-	40	GLOB UNIF	WV 0 5

3-PILE ALMR STRUCTURE == U.S. NAVY (42-IN. DIAMETER PILING) == J.ATKINSON

LINE NO.	1	1	2	2	3	3	4	4	5	5	6	6	7	7	8
4607	LOAD Z	504 505	12.15-	04	3.03-	04					GLOB UNIF		WV	0	5
4608	LOAD A	501 513	0.00-	20	.00-	20					GLOB UNIF		WV	0	5
4609	LOAD T	501 513	0.00-	45	.00-	45					GLOB UNIF		WV	0	5
4610	LOAD Z	501 513	0.00-	05	.00-	05					GLOB UNIF		WV	0	5
4611	LOAD A	501 513	.00-	20	.00-	20					GLOB UNIF		WV	0	5
4612	LOAD T	501 513	.00-	45	.00-	45					GLOB UNIF		WV	0	5
4613	LOAD Z	501 513	.00-	05	.00-	05					GLOB UNIF		WV	0	5
4614	LOAD A	501 513	1.20-	20	.00-	20					GLOB UNIF		WV	0	5
4615	LOAD T	501 513	1.20-	45	.00-	45					GLOB UNIF		WV	0	5
4616	LOAD Z	501 513	1.20-	05	.00-	05					GLOB UNIF		WV	0	5
4617	LOAD A	501 513	1.80-	20	.00-	20					GLOB UNIF		WV	0	5
4618	LOAD T	501 513	1.80-	45	.00-	45					GLOB UNIF		WV	0	5
4619	LOAD Z	501 513	1.80-	05	.00-	05					GLOB UNIF		WV	0	5
4620	LOAD A	501 513	2.39-	20	.00-	20					GLOB UNIF		WV	0	5
4621	LOAD T	501 513	2.39-	45	.00-	45					GLOB UNIF		WV	0	5
4622	LOAD Z	501 513	2.39-	05	.00-	05					GLOB UNIF		WV	0	5
4623	LOAD A	503 514	0.00	12	.00	12					GLOB UNIF		WV	0	5
4624	LOAD T	503 514	0.00-	21	.00-	21					GLOB UNIF		WV	0	5
4625	LOAD Z	503 514	0.00-	1	.00-	1					GLOB UNIF		WV	0	5
4626	LOAD A	503 514	.00	12	.00	12					GLOB UNIF		WV	0	5
4627	LOAD T	503 514	.00-	21	.00-	21					GLOB UNIF		WV	0	5
4628	LOAD Z	503 514	.00-	1	.00-	1					GLOB UNIF		WV	0	5
4629	LOAD A	503 514	1.20	12	.00	12					GLOB UNIF		WV	0	5
4630	LOAD T	503 514	1.20-	21	.00-	21					GLOB UNIF		WV	0	5
4631	LOAD Z	503 514	1.20-	1	.00						GLOB UNIF		WV	0	5
4632	LOAD A	503 514	1.80	12	.00	12					GLOB UNIF		WV	0	5
4633	LOAD T	503 514	1.80-	21	.00-	21					GLOB UNIF		WV	0	5
4634	LOAD A	503 514	2.39	12	.00	12					GLOB UNIF		WV	0	5
4635	LOAD T	503 514	2.39-	21	.00-	20					GLOB UNIF		WV	0	5
4636	LOAD A	513 551	0.00-	94	3.00-	86					GLOB UNIF		WV	0	5
4637	LOAD T	513 551	0.00-	163	3.00-	149					GLOB UNIF		WV	0	5
4638	LOAD A	513 551	3.00-	86	3.00-	80					GLOB UNIF		WV	0	5
4639	LOAD T	513 551	3.00-	149	3.00-	136					GLOB UNIF		WV	0	5
4640	LOAD A	513 551	7.20-	80	3.00-	74					GLOB UNIF		WV	0	5
4641	LOAD T	513 551	7.20-	136	3.00-	126					GLOB UNIF		WV	0	5
4642	LOAD A	513 551	10.80-	74	3.00-	66					GLOB UNIF		WV	0	5
4643	LOAD T	513 551	10.80-	126	3.00-	116					GLOB UNIF		WV	0	5
4644	LOAD A	513 551	14.40-	68	3.00-	64					GLOB UNIF		WV	0	5
4645	LOAD T	513 551	14.40-	116	3.00-	111					GLOB UNIF		WV	0	5
4646	LOAD A	514 553	0.00-	97	3.00-	89					GLOB UNIF		WV	0	5
4647	LOAD T	514 553	0.00-	168	3.00-	155					GLOB UNIF		WV	0	5
4648	LOAD A	514 553	3.00-	89	3.00-	83					GLOB UNIF		WV	0	5
4649	LOAD T	514 553	3.00-	155	3.00-	143					GLOB UNIF		WV	0	5
4650	LOAD A	514 553	7.20-	83	3.00-	77					GLOB UNIF		WV	0	5
4651	LOAD T	514 553	7.20-	143	3.00-	133					GLOB UNIF		WV	0	5
4652	LOAD A	514 553	10.80-	77	3.00-	72					GLOB UNIF		WV	0	5
4653	LOAD T	514 553	10.80-	133	3.00-	124					GLOB UNIF		WV	0	5
4654	LOAD A	514 553	14.40-	72	3.00-	67					GLOB UNIF		WV	0	5
4655	LOAD T	514 553	14.40-	124	3.00-	116					GLOB UNIF		WV	0	5

3-PILE ACMR STRUCTURE == U.S. NAVY (42-IN. DIAMETER PILING) == J.ATKINSON

LINE NO.	1	2	3	4	5	6	7	8
4656	LOAD A 601 611	0.00= 27	1.20= 27	GLOB UNIF	WV 0 5			
4657	LOAD Z 601 611	0.00= 06	1.20= 06	GLOB UNIF	WV 0 5			
4658	LOAD A 601 611	1.20= 27	1.20= 26	GLOB UNIF	WV 0 5			
4659	LOAD Z 601 611	1.20= 06	1.20= 06	GLOB UNIF	WV 0 5			
4660	LOAD A 601 611	2.40= 26	1.20= 26	GLOB UNIF	WV 0 5			
4661	LOAD Z 601 611	2.40= 06	1.20= 06	GLOB UNIF	WV 0 5			
4662	LOAD A 601 611	3.60= 26	1.20= 26	GLOB UNIF	WV 0 5			
4663	LOAD Z 601 611	3.60= 06	1.20= 05	GLOB UNIF	WV 0 5			
4664	LOAD A 601 611	4.80= 26	1.20= 26	GLOB UNIF	WV 0 5			
4665	LOAD Z 601 611	4.80= 05	1.20= 05	GLOB UNIF	WV 0 5			
4666	LOAD A 603 613	0.00= 25	1.20= 25	GLOB UNIF	WV 0 5			
4667	LOAD Z 603 613	0.00= 02	1.20= 02	GLOB UNIF	WV 0 5			
4668	LOAD A 603 613	1.20= 25	1.20= 25	GLOB UNIF	WV 0 5			
4669	LOAD Z 603 613	1.20= 02	1.20= 02	GLOB UNIF	WV 0 5			
4670	LOAD A 603 613	2.40= 25	1.20= 24	GLOB UNIF	WV 0 5			
4671	LOAD Z 603 613	2.40= 02	1.20= 1	GLOB UNIF	WV 0 5			
4672	LOAD A 603 613	3.60= 24	1.20= 24	GLOB UNIF	WV 0 5			
4673	LOAD Z 603 613	3.60= 1	1.20= 1	GLOB UNIF	WV 0 5			
4674	LOAD A 603 613	4.80= 24	1.20= 24	GLOB UNIF	WV 0 5			
4675	LOAD Z 603 613	4.80= 1	1.20= 1	GLOB UNIF	WV 0 5			
4676	LOAD A 651 661	0.00= 25	1.00= 25	GLOB UNIF	WV 0 5			
4677	LOAD Z 651 661	0.00= 02	1.00= 02	GLOB UNIF	WV 0 5			
4678	LOAD A 651 661	1.00= 25	1.00= 25	GLOB UNIF	WV 0 5			
4679	LOAD Z 651 661	1.00= 02	1.00= 02	GLOB UNIF	WV 0 5			
4680	LOAD A 651 661	2.00= 25	1.00= 25	GLOB UNIF	WV 0 5			
4681	LOAD Z 651 661	2.00= 02	1.00= 02	GLOB UNIF	WV 0 5			
4682	LOAD A 651 661	3.00= 25	1.00= 25	GLOB UNIF	WV 0 5			
4683	LOAD Z 651 661	3.00= 02	1.00= 1	GLOB UNIF	WV 0 5			
4684	LOAD A 651 661	4.00= 25	1.00= 25	GLOB UNIF	WV 0 5			
4685	LOAD Z 651 661	4.00= 1	1.00= 1	GLOB UNIF	WV 0 5			
4686	LOAD A 653 663	0.00= 25	1.00= 25	GLOB UNIF	WV 0 5			
4687	LOAD Z 653 663	0.00 1	1.00 1	GLOB UNIF	WV 0 5			
4688	LOAD A 653 663	1.00= 25	1.00= 25	GLOB UNIF	WV 0 5			
4689	LOAD Z 653 663	1.00 1	1.00 1	GLOB UNIF	WV 0 5			
4690	LOAD A 653 663	2.00= 25	1.00= 22	GLOB UNIF	WV 0 5			
4691	LOAD Z 653 663	2.00 1	1.00 1	GLOB UNIF	WV 0 5			
4692	LOAD A 653 663	3.00= 22	1.00= 22	GLOB UNIF	WV 0 5			
4693	LOAD Z 653 663	3.00 1	1.00 1	GLOB UNIF	WV 0 5			
4694	LOAD A 653 663	4.00= 22	1.00= 22	GLOB UNIF	WV 0 5			
4695	LOAD Z 653 663	4.00 1	1.00 1	GLOB UNIF	WV 0 5			
4696	LOAD Y 611 612	0.00= 39	3.20= 38	GLOB UNIF	WV 0 5			
4697	LOAD Z 611 612	0.00= 04	3.20= 03	GLOB UNIF	WV 0 5			
4698	LOAD Y 611 612	3.20= 38	3.20= 38	GLOB UNIF	WV 0 5			
4699	LOAD Z 611 612	3.20= 03	3.20= 03	GLOB UNIF	WV 0 5			
4700	LOAD Y 611 612	6.40= 38	3.20= 38	GLOB UNIF	WV 0 5			
4701	LOAD Z 611 612	6.40= 03	3.20= 03	GLOB UNIF	WV 0 5			
4702	LOAD Y 611 612	9.61= 38	3.20= 38	GLOB UNIF	WV 0 5			
4703	LOAD Z 611 612	9.61= 03	3.20= 02	GLOB UNIF	WV 0 5			
4704	LOAD Y 611 612	12.81= 38	3.20= 37	GLOB UNIF	WV 0 5			

SHIP INPUT DATA

SHIP ALONG STRUCTURE -- U.S. NAVY (42-IN. DIAMETER PILING) -- J.ATKINSON

LINE NO.					1	1	2	2	3	3	4	4	5	5	6	7	7	8
4705	LOAD	Z	011	012	12.01=		02		3.20=		02				GLOB	UNIF	WV	0 5
4706	LOAD	Y	012	013	0.00=		37		3.20=		37				GLOB	UNIF	WV	0 5
4707	LOAD	Z	012	013	0.00=		02		3.20=		02				GLOB	UNIF	WV	0 5
4708	LOAD	Y	012	013	3.20=		37		3.20=		36				GLOB	UNIF	WV	0 5
4709	LOAD	Z	012	013	3.20=		02		3.20=		1				GLOB	UNIF	WV	0 5
4710	LOAD	Y	012	013	0.00=		36		3.20=		36				GLOB	UNIF	WV	0 5
4711	LOAD	Z	012	013	0.00=		1		3.20=		1				GLOB	UNIF	WV	0 5
4712	LOAD	Y	012	013	9.01=		36		3.20=		35				GLOB	UNIF	WV	0 5
4713	LOAD	Z	012	013	9.01=		1		3.20						GLOB	UNIF	WV	0 5
4714	LOAD	Y	012	013	12.01=		35		3.20=		35				GLOB	UNIF	WV	0 5
4715	LOAD	Y	001	002	0.00=		67		3.55=		66				GLOB	UNIF	WV	0 5
4716	LOAD	Z	001	002	0.00=		04		3.55=		03				GLOB	UNIF	WV	0 5
4717	LOAD	Y	001	002	3.55=		66		3.55=		66				GLOB	UNIF	WV	0 5
4718	LOAD	Z	001	002	3.55=		03		3.55=		03				GLOB	UNIF	WV	0 5
4719	LOAD	Y	001	002	7.10=		66		3.55=		65				GLOB	UNIF	WV	0 5
4720	LOAD	Z	001	002	7.10=		03		3.55=		03				GLOB	UNIF	WV	0 5
4721	LOAD	Y	001	002	10.64=		65		3.55=		65				GLOB	UNIF	WV	0 5
4722	LOAD	Z	001	002	10.64=		03		3.55=		02				GLOB	UNIF	WV	0 5
4723	LOAD	Y	001	002	14.19=		65		3.55=		64				GLOB	UNIF	WV	0 5
4724	LOAD	Z	001	002	14.19=		02		3.55=		02				GLOB	UNIF	WV	0 5
4725	LOAD	Y	002	003	0.00=		64		3.55=		63				GLOB	UNIF	WV	0 5
4726	LOAD	Z	002	003	0.00=		02		3.55=		1				GLOB	UNIF	WV	0 5
4727	LOAD	Y	002	003	3.55=		63		3.55=		62				GLOB	UNIF	WV	0 5
4728	LOAD	Z	002	003	3.55=		1		3.55=		1				GLOB	UNIF	WV	0 5
4729	LOAD	Y	002	003	7.10=		02		3.55=		61				GLOB	UNIF	WV	0 5
4730	LOAD	Z	002	003	7.10=		1		3.55						GLOB	UNIF	WV	0 5
4731	LOAD	Y	002	003	10.64=		61		3.55=		61				GLOB	UNIF	WV	0 5
4732	LOAD	Y	002	003	14.19=		01		3.55=		01				GLOB	UNIF	WV	0 5
4733	LOAD	A	011	001	0.00=		63		2.42=		60				GLOB	UNIF	WV	0 5
4734	LOAD	Y	011	001	0.00=		104		2.42=		99				GLOB	UNIF	WV	0 5
4735	LOAD	Z	011	001	0.00=		09		2.42=		09				GLOB	UNIF	WV	0 5
4736	LOAD	A	011	001	2.42=		60		2.42=		57				GLOB	UNIF	WV	0 5
4737	LOAD	Y	011	001	2.42=		99		2.42=		94				GLOB	UNIF	WV	0 5
4738	LOAD	Z	011	001	2.42=		09		2.42=		08				GLOB	UNIF	WV	0 5
4739	LOAD	A	011	001	4.85=		57		2.42=		54				GLOB	UNIF	WV	0 5
4740	LOAD	Y	011	001	4.85=		94		2.42=		89				GLOB	UNIF	WV	0 5
4741	LOAD	Z	011	001	4.85=		08		2.42=		08				GLOB	UNIF	WV	0 5
4742	LOAD	A	011	001	7.27=		54		2.42=		52				GLOB	UNIF	WV	0 5
4743	LOAD	Y	011	001	7.27=		89		2.42=		85				GLOB	UNIF	WV	0 5
4744	LOAD	Z	011	001	7.27=		08		2.42=		07				GLOB	UNIF	WV	0 5
4745	LOAD	A	011	001	9.70=		52		2.42=		49				GLOB	UNIF	WV	0 5
4746	LOAD	Y	011	001	9.70=		85		2.42=		82				GLOB	UNIF	WV	0 5
4747	LOAD	Z	011	001	9.70=		07		2.42=		07				GLOB	UNIF	WV	0 5
4748	LOAD	A	012	002	0.00=		50		2.40=		50				GLOB	UNIF	WV	0 5
4749	LOAD	Y	012	002	0.00=		85		2.40=		82				GLOB	UNIF	WV	0 5
4750	LOAD	A	012	002	2.40=		50		2.40=		34				GLOB	UNIF	WV	0 5
4751	LOAD	Y	012	002	2.40=		82		2.40=		59				GLOB	UNIF	WV	0 5
4752	LOAD	A	012	002	4.80=		34		2.40=		33				GLOB	UNIF	WV	0 5
4753	LOAD	Y	012	002	4.80=		59		2.40=		56				GLOB	UNIF	WV	0 5

STRAN INPUT DATA

S-PILE ALMR STRUCTURE -- U.S. NAVY (42-IN. DIAMETER PILING) -- J.ATKINSON

LINE NO.	1	2	3	4	5	6	7	8
4754	LOAD A 612 602	7.20- 53	2.40- 31			GLOB UNIF	WV 0 5	
4755	LOAD Y 612 602	7.20- 50	2.40- 54			GLOB UNIF	WV 0 5	
4756	LOAD A 612 602	9.60- 31	2.40- 30			GLOB UNIF	WV 0 5	
4757	LOAD Y 612 602	9.60- 54	2.40- 52			GLOB UNIF	WV 0 5	
4758	LOAD A 613 603	0.00- 56	2.42- 55			GLOB UNIF	WV 0 5	
4759	LOAD Y 613 603	0.00- 102	2.42- 98			GLOB UNIF	WV 0 5	
4760	LOAD Z 613 603	0.00 98	2.42 00			GLOB UNIF	WV 0 5	
4761	LOAD A 613 603	2.42- 53	2.42- 50			GLOB UNIF	WV 0 5	
4762	LOAD Y 613 603	2.42- 96	2.42- 93			GLOB UNIF	WV 0 5	
4763	LOAD Z 613 603	2.42 00	2.42 07			GLOB UNIF	WV 0 5	
4764	LOAD A 613 603	4.85- 50	2.42- 48			GLOB UNIF	WV 0 5	
4765	LOAD Y 613 603	4.85- 93	2.42- 89			GLOB UNIF	WV 0 5	
4766	LOAD Z 613 603	4.85 07	2.42 07			GLOB UNIF	WV 0 5	
4767	LOAD A 613 603	7.27- 48	2.42- 46			GLOB UNIF	WV 0 5	
4768	LOAD Y 613 603	7.27- 89	2.42- 85			GLOB UNIF	WV 0 5	
4769	LOAD Z 613 603	7.27 07	2.42 07			GLOB UNIF	WV 0 5	
4770	LOAD A 613 603	9.70- 46	2.42- 44			GLOB UNIF	WV 0 5	
4771	LOAD Y 613 603	9.70- 85	2.42- 81			GLOB UNIF	WV 0 5	
4772	LOAD Z 613 603	9.70 07	2.42 06			GLOB UNIF	WV 0 5	
4773	LOAD A 501 632	0.00- 00	4.05- 00			GLOB UNIF	WV 0 5	
4774	LOAD Y 501 632	0.00- 75	4.05- 70			GLOB UNIF	WV 0 5	
4775	LOAD Z 501 632	0.00 14	4.05 14			GLOB UNIF	WV 0 5	
4776	LOAD A 501 632	4.05- 00	4.05- 00			GLOB UNIF	WV 0 5	
4777	LOAD Y 501 632	4.05- 70	4.05- 66			GLOB UNIF	WV 0 5	
4778	LOAD Z 501 632	4.05 14	4.05 13			GLOB UNIF	WV 0 5	
4779	LOAD A 501 632	8.10- 00	4.05- 05			GLOB UNIF	WV 0 5	
4780	LOAD Y 501 632	8.10- 66	4.05- 63			GLOB UNIF	WV 0 5	
4781	LOAD Z 501 632	8.10 13	4.05 13			GLOB UNIF	WV 0 5	
4782	LOAD A 501 632	12.15- 05	4.05- 05			GLOB UNIF	WV 0 5	
4783	LOAD Y 501 632	12.15- 63	4.05- 60			GLOB UNIF	WV 0 5	
4784	LOAD Z 501 632	12.15 13	4.05 12			GLOB UNIF	WV 0 5	
4785	LOAD A 501 632	16.20- 05	4.05- 05			GLOB UNIF	WV 0 5	
4786	LOAD Y 501 632	16.20- 60	4.05- 57			GLOB UNIF	WV 0 5	
4787	LOAD Z 501 632	16.20 12	4.05 12			GLOB UNIF	WV 0 5	
4788	LOAD A 503 635	0.00- 19	4.05- 19			GLOB UNIF	WV 0 5	
4789	LOAD Y 503 635	0.00- 27	4.05- 27			GLOB UNIF	WV 0 5	
4790	LOAD Z 503 635	0.00- 45	4.05- 44			GLOB UNIF	WV 0 5	
4791	LOAD A 503 635	4.05- 19	4.05- 19			GLOB UNIF	WV 0 5	
4792	LOAD Y 503 635	4.05- 27	4.05- 27			GLOB UNIF	WV 0 5	
4793	LOAD Z 503 635	4.05- 44	4.05- 44			GLOB UNIF	WV 0 5	
4794	LOAD A 503 635	8.10- 19	4.05- 18			GLOB UNIF	WV 0 5	
4795	LOAD Y 503 635	8.10- 27	4.05- 26			GLOB UNIF	WV 0 5	
4796	LOAD Z 503 635	8.10- 44	4.05- 43			GLOB UNIF	WV 0 5	
4797	LOAD A 503 635	12.15- 18	4.05- 18			GLOB UNIF	WV 0 5	
4798	LOAD Y 503 635	12.15- 26	4.05- 25			GLOB UNIF	WV 0 5	
4799	LOAD Z 503 635	12.15- 43	4.05- 42			GLOB UNIF	WV 0 5	
4800	LOAD A 503 635	16.20- 18	4.05- 17			GLOB UNIF	WV 0 5	
4801	LOAD Y 503 635	16.20- 25	4.05- 24			GLOB UNIF	WV 0 5	
4802	LOAD Z 503 635	16.20- 42	4.05- 40			GLOB UNIF	WV 0 5	

SAMPLE ACTR STRUCTURE == U.S. NAVY (42-IN. DIAMETER PILING) == J.ATKINSON

LINE NO.	1	1	2	2	3	3	4	4	5	5	6	6	7	7	8
4033	LOAD	A	300	034	0.00=	58	4.05=	56			GLOB	UNIF	WV	0	5
4034	LOAD	T	300	034	0.00=	43	4.05=	43			GLOB	UNIF	WV	0	5
4035	LOAD	Z	300	034	0.01	07	4.05	07			GLOB	UNIF	WV	0	5
4036	LOAD	A	300	034	6.05=	56	4.05=	55			GLOB	UNIF	WV	0	5
4037	LOAD	T	300	034	6.05=	43	4.05=	41			GLOB	UNIF	WV	0	5
4038	LOAD	Z	300	034	6.05	07	4.05	06			GLOB	UNIF	WV	0	5
4039	LOAD	A	300	034	6.10=	55	4.05=	51			GLOB	UNIF	WV	0	5
4040	LOAD	T	300	034	6.10=	41	4.05=	40			GLOB	UNIF	WV	0	5
4041	LOAD	Z	300	034	6.10	06	4.05	06			GLOB	UNIF	WV	0	5
4042	LOAD	A	300	034	12.14=	51	4.05=	49			GLOB	UNIF	WV	0	5
4043	LOAD	T	300	034	12.14=	40	4.05=	38			GLOB	UNIF	WV	0	5
4044	LOAD	Z	300	034	12.14	06	4.05	06			GLOB	UNIF	WV	0	5
4045	LOAD	A	300	034	18.19=	49	4.05=	47			GLOB	UNIF	WV	0	5
4046	LOAD	T	300	034	18.19=	38	4.05=	36			GLOB	UNIF	WV	0	5
4047	LOAD	Z	300	034	18.19	06	4.05	06			GLOB	UNIF	WV	0	5
4048	LOAD	A	032	703	0.00=	10	4.39=	10			GLOB	UNIF	WV	0	5
4049	LOAD	T	032	703	0.00=	83	4.39=	79			GLOB	UNIF	WV	0	5
4050	LOAD	Z	032	703	0.00	20	4.39	19			GLOB	UNIF	WV	0	5
4051	LOAD	A	032	703	4.39=	10	4.39=	09			GLOB	UNIF	WV	0	5
4052	LOAD	T	032	703	4.39=	74	4.39=	74			GLOB	UNIF	WV	0	5
4053	LOAD	Z	032	703	4.39	19	4.39	19			GLOB	UNIF	WV	0	5
4054	LOAD	A	032	703	8.77=	09	4.39=	09			GLOB	UNIF	WV	0	5
4055	LOAD	T	032	703	8.77=	74	4.39=	70			GLOB	UNIF	WV	0	5
4056	LOAD	Z	032	703	8.77	19	4.39	16			GLOB	UNIF	WV	0	5
4057	LOAD	A	032	703	13.16=	09	4.39=	08			GLOB	UNIF	WV	0	5
4058	LOAD	T	032	703	13.16=	70	4.39=	66			GLOB	UNIF	WV	0	5
4059	LOAD	Z	032	703	13.16	18	4.39	17			GLOB	UNIF	WV	0	5
4060	LOAD	A	032	703	17.55=	08	4.39=	08			GLOB	UNIF	WV	0	5
4061	LOAD	T	032	703	17.55=	66	4.39=	63			GLOB	UNIF	WV	0	5
4062	LOAD	Z	032	703	17.55	17	4.39	16			GLOB	UNIF	WV	0	5
4063	LOAD	A	033	706	0.00=	24	4.39=	23			GLOB	UNIF	WV	0	5
4064	LOAD	T	033	706	0.00=	54	4.39=	52			GLOB	UNIF	WV	0	5
4065	LOAD	Z	033	706	0.00=	56	4.39=	53			GLOB	UNIF	WV	0	5
4066	LOAD	A	033	706	4.39=	23	4.39=	22			GLOB	UNIF	WV	0	5
4067	LOAD	T	033	706	4.39=	32	4.39=	31			GLOB	UNIF	WV	0	5
4068	LOAD	Z	033	706	4.39=	53	4.39=	51			GLOB	UNIF	WV	0	5
4069	LOAD	A	033	706	8.77=	22	4.39=	20			GLOB	UNIF	WV	0	5
4070	LOAD	T	033	706	8.77=	31	4.39=	29			GLOB	UNIF	WV	0	5
4071	LOAD	Z	033	706	8.77=	51	4.39=	48			GLOB	UNIF	WV	0	5
4072	LOAD	A	033	706	13.16=	20	4.39=	19			GLOB	UNIF	WV	0	5
4073	LOAD	T	033	706	13.16=	29	4.39=	27			GLOB	UNIF	WV	0	5
4074	LOAD	Z	033	706	13.16=	48	4.39=	45			GLOB	UNIF	WV	0	5
4075	LOAD	A	033	706	17.55=	19	4.39=	18			GLOB	UNIF	WV	0	5
4076	LOAD	T	033	706	17.55=	27	4.39=	26			GLOB	UNIF	WV	0	5
4077	LOAD	Z	033	706	17.55=	45	4.39=	42			GLOB	UNIF	WV	0	5
4078	LOAD	A	034	701	0.00=	59	4.39=	60			GLOB	UNIF	WV	0	5
4079	LOAD	T	034	701	0.00=	57	4.39=	54			GLOB	UNIF	WV	0	5
4080	LOAD	Z	034	701	0.00	13	4.39	12			GLOB	UNIF	WV	0	5
4081	LOAD	A	034	701	4.39=	60	4.39=	63			GLOB	UNIF	WV	0	5

STRAP INPUT DATA

3-PILE ACRN STRUCTURE == U.S. NAVY (42-IN. DIAMETER PILING) == J.ATKINSON

LINE NO.																							
0052	LOAD	Y	054	701	4.34-	54	4.34-	52															
0053	LOAD	Z	054	701	4.34	12	4.34	12															
0054	LOAD	A	054	701	8.77-	63	4.34-	60															
0055	LOAD	Y	054	701	8.77-	52	4.34-	50															
0056	LOAD	Z	054	701	8.77	12	4.34	11															
0057	LOAD	A	054	701	13.18-	60	4.34-	57															
0058	LOAD	Y	054	701	13.18-	50	4.34-	47															
0059	LOAD	Z	054	701	13.18	11	4.34	11															
0060	LOAD	A	054	701	17.55-	57	4.34-	55															
0061	LOAD	Y	054	701	17.55-	47	4.34-	46															
0062	LOAD	Z	054	701	17.55	11	4.34	10															
0063	LOAD	Y	701	702	0.00-	45	5.75-	45															
0064	LOAD	Z	701	702	0.00-	03	5.75-	03															
0065	LOAD	Y	701	702	5.75-	45	5.75-	44															
0066	LOAD	Z	701	702	5.75-	03	5.75-	02															
0067	LOAD	Y	701	702	7.50-	44	5.75-	44															
0068	LOAD	Z	701	702	7.50-	02	5.75-	02															
0069	LOAD	Y	701	702	11.26-	44	5.75-	44															
0070	LOAD	Z	701	702	11.26-	02	5.75-	02															
0071	LOAD	Y	701	702	15.01-	44	5.75-	43															
0072	LOAD	Z	701	702	15.01-	02	5.75-	02															
0073	LOAD	Y	702	703	0.00-	43	5.75-	43															
0074	LOAD	Z	702	703	0.00-	02	5.75-	1															
0075	LOAD	Y	702	703	5.75-	43	5.75-	42															
0076	LOAD	Z	702	703	5.75-	1	5.75-	1															
0077	LOAD	Y	702	703	7.50-	42	5.75-	42															
0078	LOAD	Z	702	703	7.50-	1	5.75-	1															
0079	LOAD	Y	702	703	11.26-	42	5.75-	41															
0080	LOAD	Z	702	703	11.26-	1	5.75-	1															
0081	LOAD	Y	702	703	15.01-	41	5.75-	41															
0082	LOAD	Z	702	703	15.01-	1	5.75																
0083	LOAD	Z	703	705	0.00		5.75-	1															
0084	LOAD	Z	703	705	5.75-	1	5.75-	1															
0085	LOAD	Z	703	705	7.50-	1	5.75-	02															
0086	LOAD	Z	703	705	11.25-	02	5.75-	02															
0087	LOAD	Z	703	705	15.00-	02	5.75-	03															
0088	LOAD	Z	705	706	0.00-	03	5.75-	03															
0089	LOAD	Z	705	706	5.75-	03	5.75-	03															
0090	LOAD	Z	705	706	7.51-	03	5.75-	03															
0091	LOAD	Z	705	706	11.26-	03	5.75-	03															
0092	LOAD	Z	705	706	15.01-	03	5.75-	03															
0093	LOAD	A	701	704	0.00-	39	5.75-	39															
0094	LOAD	Y	701	704	0.00-	22	5.75-	22															
0095	LOAD	Z	701	704	0.00-	03	5.75-	03															
0096	LOAD	A	701	704	5.75-	39	5.75-	39															
0097	LOAD	Y	701	704	5.75-	22	5.75-	22															
0098	LOAD	Z	701	704	5.75-	03	5.75-	03															
0099	LOAD	A	701	704	7.50-	39	5.75-	39															
0100	LOAD	Y	701	704	7.50-	22	5.75-	22															

SPACE ALMA STRUCTURE -- U.S. NAVY (62-1, DIAGRAM PILING) -- J.ATKINSON

LINE NO.	1	2	3	4	5	6	7	8
4491	L0A0 4 701 705	7.50=	03	3.75=	03	GL10 0N1F	NV 0 5	
4492	L0A0 A 701 705	11.25=	34	3.75=	34	GL10 0N1F	NV 0 5	
4493	L0A0 T 701 705	11.25=	22	3.75=	22	GL10 0N1F	NV 0 5	
4494	L0A0 4 701 704	11.25=	03	3.75=	03	GL10 0N1F	NV 0 5	
4495	L0A0 A 701 704	15.00=	34	3.75=	34	GL10 0N1F	NV 0 5	
4496	L0A0 T 701 704	15.00=	22	3.75=	22	GL10 0N1F	NV 0 5	
4497	L0A0 4 701 705	15.00=	03	3.75=	03	GL10 0N1F	NV 0 5	
4498	L0A0 A 704 705	0.00=	34	3.75=	34	GL10 0N1F	NV 0 5	
4499	L0A0 T 704 705	0.00=	22	3.75=	22	GL10 0N1F	NV 0 5	
4500	L0A0 4 704 705	0.00=	03	3.75=	03	GL10 0N1F	NV 0 5	
4501	L0A0 A 704 705	3.75=	34	3.75=	34	GL10 0N1F	NV 0 5	
4502	L0A0 T 704 705	3.75=	22	3.75=	22	GL10 0N1F	NV 0 5	
4503	L0A0 4 704 705	3.75=	03	3.75=	03	GL10 0N1F	NV 0 5	
4504	L0A0 A 704 705	7.50=	34	3.75=	34	GL10 0N1F	NV 0 5	
4505	L0A0 T 704 705	7.50=	22	3.75=	22	GL10 0N1F	NV 0 5	
4506	L0A0 4 704 705	7.50=	03	3.75=	03	GL10 0N1F	NV 0 5	
4507	L0A0 A 704 705	11.25=	34	3.75=	34	GL10 0N1F	NV 0 5	
4508	L0A0 T 704 705	11.25=	22	3.75=	22	GL10 0N1F	NV 0 5	
4509	L0A0 4 704 705	11.25=	03	3.75=	03	GL10 0N1F	NV 0 5	
4510	L0A0 A 704 705	15.00=	34	3.75=	34	GL10 0N1F	NV 0 5	
4511	L0A0 T 704 705	15.00=	22	3.75=	22	GL10 0N1F	NV 0 5	
4512	L0A0 4 704 705	15.00=	03	3.75=	03	GL10 0N1F	NV 0 5	
4513	L0A0 4 702 704	0.00=	1	3.75=	1	GL10 0N1F	NV 0 5	
4514	L0A0 4 702 704	3.75=	1	3.75=	02	GL10 0N1F	NV 0 5	
4515	L0A0 4 702 704	7.50=	02	3.75=	02	GL10 0N1F	NV 0 5	
4516	L0A0 4 702 704	11.25=	02	3.75=	02	GL10 0N1F	NV 0 5	
4517	L0A0 4 702 704	15.00=	02	3.75=	02	GL10 0N1F	NV 0 5	
4518	L0A0 A 702 705	0.00=	32	3.75=	32	GL10 0N1F	NV 0 5	
4519	L0A0 T 702 705	0.00=	19	3.75=	19	GL10 0N1F	NV 0 5	
4520	L0A0 4 702 705	0.00=	1	3.75=	1	GL10 0N1F	NV 0 5	
4521	L0A0 A 702 705	3.75=	32	3.75=	33	GL10 0N1F	NV 0 5	
4522	L0A0 T 702 705	3.75=	19	3.75=	19	GL10 0N1F	NV 0 5	
4523	L0A0 4 702 705	3.75=	1	3.75=	1	GL10 0N1F	NV 0 5	
4524	L0A0 A 702 705	7.50=	33	3.75=	33	GL10 0N1F	NV 0 5	
4525	L0A0 T 702 705	7.50=	19	3.75=	19	GL10 0N1F	NV 0 5	
4526	L0A0 4 702 705	7.50=	1	3.75=	1	GL10 0N1F	NV 0 5	
4527	L0A0 A 702 705	11.25=	33	3.75=	33	GL10 0N1F	NV 0 5	
4528	L0A0 T 702 705	11.25=	19	3.75=	19	GL10 0N1F	NV 0 5	
4529	L0A0 4 702 705	11.25=	1	3.75=	02	GL10 0N1F	NV 0 5	
4530	L0A0 A 702 705	15.00=	33	3.75=	33	GL10 0N1F	NV 0 5	
4531	L0A0 T 702 705	15.00=	19	3.75=	19	GL10 0N1F	NV 0 5	
4532	L0A0 4 702 705	15.00=	02	3.75=	02	GL10 0N1F	NV 0 5	
4533	L0A0 T 704 705	0.00=	34	3.75=	34	GL10 0N1F	NV 0 5	
4534	L0A0 4 704 705	0.00=	02	3.75=	02	GL10 0N1F	NV 0 5	
4535	L0A0 T 704 705	3.75=	34	3.75=	34	GL10 0N1F	NV 0 5	
4536	L0A0 4 704 705	3.75=	02	3.75=	02	GL10 0N1F	NV 0 5	
4537	L0A0 T 704 705	7.50=	34	3.75=	34	GL10 0N1F	NV 0 5	
4538	L0A0 4 704 705	7.50=	02	3.75=	02	GL10 0N1F	NV 0 5	
4539	L0A0 T 704 705	11.25=	34	3.75=	34	GL10 0N1F	NV 0 5	

3-PILE ACMN STRUCTURE -- U.S. NAVY (42-IN. DIAMETER PILING) -- J.ATKINSON

| LINE NO. | | |

STRAIT [illegible] DATA

SPILE ACHR STRUCTURE -- U.S. NAVY (42-IN. DIAMETER PILING) -- J.ATKINSON

LINE NO.	1	2	3	4	5	6	7	8
5000	L J A U 1	7 0 5 8 0 3	45.50-	10	4.75-	15	GLOB UNIF	WV 0 5
5000	L J A U 2	7 0 5 8 0 3	45.50	22	4.07	21	GLOB UNIF	WV 0 5
5001	L J A U 1	8 0 1 8 0 2	0.00-	34	4.75-	35	GLOB UNIF	WV 0 5
5002	L J A U 2	8 0 1 8 0 2	0.00-	02	4.75-	02	GLOB UNIF	WV 0 5
5003	L J A U 1	8 0 1 8 0 2	4.75-	33	4.75-	33	GLOB UNIF	WV 0 5
5004	L J A U 2	8 0 1 8 0 2	4.75-	02	4.75-	02	GLOB UNIF	WV 0 5
5005	L J A U 1	8 0 1 8 0 2	9.48-	33	4.75-	33	GLOB UNIF	WV 0 5
5006	L J A U 2	8 0 1 8 0 2	9.48-	02	4.75-	02	GLOB UNIF	WV 0 5
5007	L J A U 1	8 0 1 8 0 2	14.20-	33	4.75-	33	GLOB UNIF	WV 0 5
5008	L J A U 2	8 0 1 8 0 2	14.20-	02	4.75-	02	GLOB UNIF	WV 0 5
5009	L J A U 1	8 0 1 8 0 2	18.93-	33	4.75-	33	GLOB UNIF	WV 0 5
5010	L J A U 2	8 0 1 8 0 2	18.93-	02	4.75-	02	GLOB UNIF	WV 0 5
5011	L J A U 1	8 0 2 8 0 3	0.00-	33	4.75-	33	GLOB UNIF	WV 0 5
5012	L J A U 2	8 0 2 8 0 3	0.00-	02	4.75-	02	GLOB UNIF	WV 0 5
5013	L J A U 1	8 0 2 8 0 3	4.75-	33	4.75-	32	GLOB UNIF	WV 0 5
5014	L J A U 2	8 0 2 8 0 3	4.75-	02	4.75-	02	GLOB UNIF	WV 0 5
5015	L J A U 1	8 0 2 8 0 3	9.48-	32	4.75-	32	GLOB UNIF	WV 0 5
5016	L J A U 2	8 0 2 8 0 3	9.48-	02	4.75-	02	GLOB UNIF	WV 0 5
5017	L J A U 1	8 0 2 8 0 3	14.20-	32	4.75-	32	GLOB UNIF	WV 0 5
5018	L J A U 2	8 0 2 8 0 3	14.20-	02	4.75-	02	GLOB UNIF	WV 0 5
5019	L J A U 1	8 0 2 8 0 3	18.93-	32	4.75-	32	GLOB UNIF	WV 0 5
5020	L J A U 2	8 0 2 8 0 3	18.93-	02	4.75-	02	GLOB UNIF	WV 0 5
5021	L J A U 2	8 0 3 8 0 5	0.00-	02	4.75-	02	GLOB UNIF	WV 0 5
5022	L J A U 2	8 0 3 8 0 5	4.75-	02	4.75-	02	GLOB UNIF	WV 0 5
5023	L J A U 2	8 0 3 8 0 5	9.48-	02	4.75-	02	GLOB UNIF	WV 0 5
5024	L J A U 2	8 0 3 8 0 5	14.20-	02	4.75-	02	GLOB UNIF	WV 0 5
5025	L J A U 2	8 0 3 8 0 5	18.93-	02	4.75-	02	GLOB UNIF	WV 0 5
5026	L J A U 2	8 0 3 8 0 5	0.00-	02	4.75-	02	GLOB UNIF	WV 0 5
5027	L J A U 2	8 0 3 8 0 5	4.75-	02	4.75-	03	GLOB UNIF	WV 0 5
5028	L J A U 2	8 0 3 8 0 5	9.47-	03	4.75-	03	GLOB UNIF	WV 0 5
5029	L J A U 2	8 0 3 8 0 5	14.20-	03	4.75-	03	GLOB UNIF	WV 0 5
5030	L J A U 2	8 0 3 8 0 5	18.93-	03	4.75-	03	GLOB UNIF	WV 0 5
5031	L J A U A	8 0 1 8 0 4	0.00-	29	4.75-	29	GLOB UNIF	WV 0 5
5032	L J A U 1	8 0 1 8 0 4	0.00-	17	4.75-	17	GLOB UNIF	WV 0 5
5033	L J A U 2	8 0 1 8 0 4	0.00-	02	4.75-	02	GLOB UNIF	WV 0 5
5034	L J A U A	8 0 1 8 0 4	4.75-	29	4.75-	29	GLOB UNIF	WV 0 5
5035	L J A U 1	8 0 1 8 0 4	4.75-	17	4.75-	17	GLOB UNIF	WV 0 5
5036	L J A U 2	8 0 1 8 0 4	4.75-	02	4.75-	02	GLOB UNIF	WV 0 5
5037	L J A U A	8 0 1 8 0 4	9.48-	29	4.75-	29	GLOB UNIF	WV 0 5
5038	L J A U 1	8 0 1 8 0 4	9.48-	17	4.75-	17	GLOB UNIF	WV 0 5
5039	L J A U 2	8 0 1 8 0 4	9.48-	02	4.75-	03	GLOB UNIF	WV 0 5
5040	L J A U A	8 0 1 8 0 4	14.20-	29	4.75-	29	GLOB UNIF	WV 0 5
5041	L J A U 1	8 0 1 8 0 4	14.20-	17	4.75-	17	GLOB UNIF	WV 0 5
5042	L J A U 2	8 0 1 8 0 4	14.20-	03	4.75-	03	GLOB UNIF	WV 0 5
5043	L J A U A	8 0 1 8 0 4	18.93-	29	4.75-	29	GLOB UNIF	WV 0 5
5044	L J A U 1	8 0 1 8 0 4	18.93-	17	4.75-	16	GLOB UNIF	WV 0 5
5045	L J A U 2	8 0 1 8 0 4	18.93-	03	4.75-	03	GLOB UNIF	WV 0 5
5046	L J A U A	8 0 4 8 0 5	0.00-	29	4.75-	28	GLOB UNIF	WV 0 5
5047	L J A U 1	8 0 4 8 0 5	0.00-	16	4.75-	16	GLOB UNIF	WV 0 5

STRAN INPUT DATA

5-PILE ACMR STRUCTURE -- U.S. NAVY (42-IN. DIAMETER PILING) -- J.ATKINSON

LINE NO.	1	2	3	4	5	6	7	8
5048	LOAD Z 804 806	0.00= 15	4.75= 05		GLOB UNIF	WV 0 5		
5049	LOAD X 806 806	4.75= 20	4.75= 20		GLOB UNIF	WV 0 5		
5050	LOAD Y 806 806	4.75= 10	4.75= 10		GLOB UNIF	WV 0 5		
5051	LOAD Z 806 806	4.75= 05	4.75= 05		GLOB UNIF	WV 0 5		
5052	LOAD X 806 806	9.87= 20	4.75= 20		GLOB UNIF	WV 0 5		
5053	LOAD Y 806 806	9.87= 10	4.75= 10		GLOB UNIF	WV 0 5		
5054	LOAD Z 806 806	9.87= 05	4.75= 05		GLOB UNIF	WV 0 5		
5055	LOAD X 806 806	14.20= 20	4.75= 20		GLOB UNIF	WV 0 5		
5056	LOAD Y 806 806	14.20= 10	4.75= 10		GLOB UNIF	WV 0 5		
5057	LOAD Z 806 806	14.20= 05	4.75= 05		GLOB UNIF	WV 0 5		
5058	LOAD X 806 806	18.93= 20	4.75= 21		GLOB UNIF	WV 0 5		
5059	LOAD Y 806 806	18.93= 10	4.75= 10		GLOB UNIF	WV 0 5		
5060	LOAD Z 806 806	18.93= 05	4.75= 05		GLOB UNIF	WV 0 5		
5061	LOAD Z 802 804	0.00= 1	4.75= 1		GLOB UNIF	WV 0 5		
5062	LOAD Z 802 806	4.75= 1	4.75= 1		GLOB UNIF	WV 0 5		
5063	LOAD Z 802 804	9.49= 1	4.75= 1		GLOB UNIF	WV 0 5		
5064	LOAD Z 802 804	14.20= 1	4.75= 1		GLOB UNIF	WV 0 5		
5065	LOAD Z 802 804	18.93= 1	4.75= 1		GLOB UNIF	WV 0 5		
5066	LOAD X 802 805	0.00= 20	4.75= 20		GLOB UNIF	WV 0 5		
5067	LOAD Y 802 805	0.00= 11	4.75= 11		GLOB UNIF	WV 0 5		
5068	LOAD Z 802 805	0.00= 1	4.75= 1		GLOB UNIF	WV 0 5		
5069	LOAD X 802 805	4.75= 20	4.75= 20		GLOB UNIF	WV 0 5		
5070	LOAD Y 802 805	4.75= 11	4.75= 11		GLOB UNIF	WV 0 5		
5071	LOAD Z 802 805	4.75= 1	4.75= 1		GLOB UNIF	WV 0 5		
5072	LOAD X 802 805	9.49= 20	4.75= 20		GLOB UNIF	WV 0 5		
5073	LOAD Y 802 805	9.49= 11	4.75= 12		GLOB UNIF	WV 0 5		
5074	LOAD Z 802 805	9.49= 1	4.75= 1		GLOB UNIF	WV 0 5		
5075	LOAD X 802 805	14.20= 20	4.75= 20		GLOB UNIF	WV 0 5		
5076	LOAD Y 802 805	14.20= 12	4.75= 12		GLOB UNIF	WV 0 5		
5077	LOAD Z 802 805	14.20= 1	4.75= 1		GLOB UNIF	WV 0 5		
5078	LOAD X 802 805	18.93= 20	4.75= 20		GLOB UNIF	WV 0 5		
5079	LOAD Y 802 805	18.93= 12	4.75= 12		GLOB UNIF	WV 0 5		
5080	LOAD Z 802 805	18.93= 1	4.75= 1		GLOB UNIF	WV 0 5		
5081	LOAD Y 804 805	0.00= 23	4.75= 23		GLOB UNIF	WV 0 5		
5082	LOAD Z 804 805	0.00= 1	4.75= 1		GLOB UNIF	WV 0 5		
5083	LOAD Y 804 805	4.75= 23	4.75= 23		GLOB UNIF	WV 0 5		
5084	LOAD Z 804 805	4.75= 1	4.75= 1		GLOB UNIF	WV 0 5		
5085	LOAD Y 804 805	9.49= 23	4.75= 23		GLOB UNIF	WV 0 5		
5086	LOAD Z 804 805	9.49= 1	4.75= 1		GLOB UNIF	WV 0 5		
5087	LOAD Y 804 805	14.20= 23	4.75= 23		GLOB UNIF	WV 0 5		
5088	LOAD Z 804 805	14.20= 1	4.75= 1		GLOB UNIF	WV 0 5		
5089	LOAD Y 804 805	18.93= 23	4.75= 24		GLOB UNIF	WV 0 5		
5090	LOAD Z 804 805	18.93= 1	4.75= 1		GLOB UNIF	WV 0 5		
5091	LOAD X 8011002	0.00= 11	4.15= 10		GLOB UNIF	WV 0 5		
5092	LOAD Y 8011002	0.00= 33	4.15= 31		GLOB UNIF	WV 0 5		
5093	LOAD Z 8011002	0.00 10	4.15 10		GLOB UNIF	WV 0 5		
5094	LOAD X 8011002	4.15= 10	4.15= 10		GLOB UNIF	WV 0 5		
5095	LOAD Y 8011002	4.15= 31	4.15= 30		GLOB UNIF	WV 0 5		
5096	LOAD Z 8011002	4.15 10	4.15 09		GLOB UNIF	WV 0 5		

SHEET ACMR STRUCTURE == U.S. NAVY (42-IN. DIAMETER PILING) == J.ATKINSON

LINE NO.			1	2	3	4	5	6	7	8
5097	LOAD	A	6011002	0.50=	10	4.15=	10	GLOB UNIF	WV	0 5
5098	LOAD	F	6011002	0.50=	30	4.15=	29	GLOB UNIF	WV	0 5
5099	LOAD	Z	6011002	0.50	09	4.15	09	GLOB UNIF	WV	0 5
5100	LOAD	A	6011002	12.48=	10	4.15=	09	GLOB UNIF	WV	0 5
5101	LOAD	F	6011002	12.48=	29	4.15=	28	GLOB UNIF	WV	0 5
5102	LOAD	Z	6011002	12.48	09	4.15	09	GLOB UNIF	WV	0 5
5103	LOAD	A	6011002	10.01=	09	4.15=	09	GLOB UNIF	WV	0 5
5104	LOAD	F	6011002	10.01=	28	4.15=	27	GLOB UNIF	WV	0 5
5105	LOAD	Z	6011002	10.01	09	4.15	09	GLOB UNIF	WV	0 5
5106	LOAD	A	6011002	20.78=	09	4.15=	09	GLOB UNIF	WV	0 5
5107	LOAD	F	6011002	20.78=	27	4.15=	26	GLOB UNIF	WV	0 5
5108	LOAD	Z	6011002	20.78	09	4.15	08	GLOB UNIF	WV	0 5
5109	LOAD	A	6011002	24.91=	09	4.15=	09	GLOB UNIF	WV	0 5
5110	LOAD	F	6011002	24.91=	28	4.15=	28	GLOB UNIF	WV	0 5
5111	LOAD	Z	6011002	24.91	08	4.15	08	GLOB UNIF	WV	0 5
5112	LOAD	A	6011002	29.05=	09	4.15=	08	GLOB UNIF	WV	0 5
5113	LOAD	F	6011002	29.05=	28	4.15=	18	GLOB UNIF	WV	0 5
5114	LOAD	Z	6011002	29.05	08	4.15	08	GLOB UNIF	WV	0 5
5115	LOAD	A	6011002	33.21=	08	4.15=	04	GLOB UNIF	WV	0 5
5116	LOAD	F	6011002	33.21=	10	4.15=	11	GLOB UNIF	WV	0 5
5117	LOAD	Z	6011002	33.21	08	4.15	03	GLOB UNIF	WV	0 5
5118	LOAD	A	6011002	37.37=	04	4.15=	1	GLOB UNIF	WV	0 5
5119	LOAD	F	6011002	37.37=	11	4.15=	03	GLOB UNIF	WV	0 5
5120	LOAD	Z	6011002	37.37	03	4.15	1	GLOB UNIF	WV	0 5
5121	LOAD	A	6051002	0.00=	14	4.01=	14	GLOB UNIF	WV	0 5
5122	LOAD	F	6051002	0.00=	52	4.01=	51	GLOB UNIF	WV	0 5
5123	LOAD	Z	6051002	0.00=	07	4.01=	07	GLOB UNIF	WV	0 5
5124	LOAD	A	6051002	4.01=	14	4.01=	13	GLOB UNIF	WV	0 5
5125	LOAD	F	6051002	4.01=	51	4.01=	50	GLOB UNIF	WV	0 5
5126	LOAD	Z	6051002	4.01=	07	4.01=	07	GLOB UNIF	WV	0 5
5127	LOAD	A	6051002	7.25=	13	4.01=	13	GLOB UNIF	WV	0 5
5128	LOAD	F	6051002	7.25=	30	4.01=	29	GLOB UNIF	WV	0 5
5129	LOAD	Z	6051002	7.25=	07	4.01=	06	GLOB UNIF	WV	0 5
5130	LOAD	A	6051002	13.04=	13	4.01=	12	GLOB UNIF	WV	0 5
5131	LOAD	F	6051002	13.04=	29	4.01=	28	GLOB UNIF	WV	0 5
5132	LOAD	Z	6051002	13.04=	06	4.01=	06	GLOB UNIF	WV	0 5
5133	LOAD	A	6051002	18.45=	12	4.01=	12	GLOB UNIF	WV	0 5
5134	LOAD	F	6051002	18.45=	28	4.01=	27	GLOB UNIF	WV	0 5
5135	LOAD	Z	6051002	18.45=	06	4.01=	06	GLOB UNIF	WV	0 5
5136	LOAD	A	6051002	23.07=	12	4.01=	11	GLOB UNIF	WV	0 5
5137	LOAD	F	6051002	23.07=	27	4.01=	26	GLOB UNIF	WV	0 5
5138	LOAD	Z	6051002	23.07=	06	4.01=	06	GLOB UNIF	WV	0 5
5139	LOAD	A	6051002	27.68=	11	4.01=	09	GLOB UNIF	WV	0 5
5140	LOAD	F	6051002	27.68=	26	4.01=	21	GLOB UNIF	WV	0 5
5141	LOAD	Z	6051002	27.68=	06	4.01=	04	GLOB UNIF	WV	0 5
5142	LOAD	A	6051002	32.29=	09	4.01=	05	GLOB UNIF	WV	0 5
5143	LOAD	F	6051002	32.29=	21	4.01=	12	GLOB UNIF	WV	0 5
5144	LOAD	Z	6051002	32.29=	04	4.01=	03	GLOB UNIF	WV	0 5
5145	LOAD	A	6051002	36.91=	05	4.01=	1	GLOB UNIF	WV	0 5

3-PILE ACHN STRUCTURE == U.S. NAVY (42-IN. DIAMETER PILING) == J.ATKINSON

LINK NO.			1	1	2	2	3	3	4	4	5	5	6	6	7	7	8
	1...5....0....5....0....5....0....5....0....5....0....5....0....5....0....5....0....5....0																
5146	LOAD	T	0US1002	36.91=	12	4.01=	03						GLOB	UNIF		WV	0 5
5147	LOAD	Z	0US1002	36.91=	03	4.01=	1						GLOB	UNIF		WV	0 5
5148	LOAD	A	0US1005	0.00=	14	4.15=	14						GLOB	UNIF		WV	0 5
5149	LOAD	T	0US1005	0.00=	22	4.15=	21						GLOB	UNIF		WV	0 5
5150	LOAD	Z	0US1005	0.00=	18	4.15=	17						GLOB	UNIF		WV	0 5
5151	LOAD	A	0US1005	4.15=	14	4.15=	13						GLOB	UNIF		WV	0 5
5152	LOAD	T	0US1005	4.15=	21	4.15=	20						GLOB	UNIF		WV	0 5
5153	LOAD	Z	0US1005	4.15=	17	4.15=	17						GLOB	UNIF		WV	0 5
5154	LOAD	A	0US1005	8.30=	13	4.15=	13						GLOB	UNIF		WV	0 5
5155	LOAD	T	0US1005	8.30=	20	4.15=	20						GLOB	UNIF		WV	0 5
5156	LOAD	Z	0US1005	8.30=	17	4.15=	16						GLOB	UNIF		WV	0 5
5157	LOAD	A	0US1005	12.46=	13	4.15=	12						GLOB	UNIF		WV	0 5
5158	LOAD	T	0US1005	12.46=	20	4.15=	19						GLOB	UNIF		WV	0 5
5159	LOAD	Z	0US1005	12.46=	16	4.15=	16						GLOB	UNIF		WV	0 5
5160	LOAD	A	0US1005	16.61=	12	4.15=	12						GLOB	UNIF		WV	0 5
5161	LOAD	T	0US1005	16.61=	19	4.15=	18						GLOB	UNIF		WV	0 5
5162	LOAD	Z	0US1005	16.61=	16	4.15=	15						GLOB	UNIF		WV	0 5
5163	LOAD	A	0US1005	20.76=	12	4.15=	12						GLOB	UNIF		WV	0 5
5164	LOAD	T	0US1005	20.76=	16	4.15=	16						GLOB	UNIF		WV	0 5
5165	LOAD	Z	0US1005	20.76=	15	4.15=	15						GLOB	UNIF		WV	0 5
5166	LOAD	A	0US1005	24.91=	12	4.15=	11						GLOB	UNIF		WV	0 5
5167	LOAD	T	0US1005	24.91=	18	4.15=	17						GLOB	UNIF		WV	0 5
5168	LOAD	Z	0US1005	24.91=	15	4.15=	14						GLOB	UNIF		WV	0 5
5169	LOAD	A	0US1005	29.06=	11	4.15=	07						GLOB	UNIF		WV	0 5
5170	LOAD	T	0US1005	29.06=	17	4.15=	11						GLOB	UNIF		WV	0 5
5171	LOAD	Z	0US1005	29.06=	14	4.15=	09						GLOB	UNIF		WV	0 5
5172	LOAD	A	0US1005	33.22=	07	4.15=	04						GLOB	UNIF		WV	0 5
5173	LOAD	T	0US1005	33.22=	11	4.15=	06						GLOB	UNIF		WV	0 5
5174	LOAD	Z	0US1005	33.22=	09	4.15=	05						GLOB	UNIF		WV	0 5
5175	LOAD	A	0US1005	37.37=	04	4.15=	1						GLOB	UNIF		WV	0 5
5176	LOAD	T	0US1005	37.37=	06	4.15=	02						GLOB	UNIF		WV	0 5
5177	LOAD	Z	0US1005	37.37=	05	4.15=	1						GLOB	UNIF		WV	0 5
5178	LOAD	A	0US1005	0.00=	10	4.15=	10						GLOB	UNIF		WV	0 5
5179	LOAD	T	0US1005	0.00=	21	4.15=	21						GLOB	UNIF		WV	0 5
5180	LOAD	Z	0US1005	0.00	16	4.15	16						GLOB	UNIF		WV	0 5
5181	LOAD	A	0US1005	4.15=	10	4.15=	10						GLOB	UNIF		WV	0 5
5182	LOAD	T	0US1005	4.15=	21	4.15=	20						GLOB	UNIF		WV	0 5
5183	LOAD	Z	0US1005	4.15	16	4.15	15						GLOB	UNIF		WV	0 5
5184	LOAD	A	0US1005	8.30=	10	4.15=	10						GLOB	UNIF		WV	0 5
5185	LOAD	T	0US1005	8.30=	20	4.15=	20						GLOB	UNIF		WV	0 5
5186	LOAD	Z	0US1005	8.30	15	4.15	15						GLOB	UNIF		WV	0 5
5187	LOAD	A	0US1005	12.46=	10	4.15=	09						GLOB	UNIF		WV	0 5
5188	LOAD	T	0US1005	12.46=	20	4.15=	19						GLOB	UNIF		WV	0 5
5189	LOAD	Z	0US1005	12.46	15	4.15	15						GLOB	UNIF		WV	0 5
5190	LOAD	A	0US1005	16.61=	09	4.15=	09						GLOB	UNIF		WV	0 5
5191	LOAD	T	0US1005	16.61=	19	4.15=	19						GLOB	UNIF		WV	0 5
5192	LOAD	Z	0US1005	16.61	15	4.15	14						GLOB	UNIF		WV	0 5
5193	LOAD	A	0US1005	20.76=	09	4.15=	09						GLOB	UNIF		WV	0 5
5194	LOAD	T	0US1005	20.76=	19	4.15=	18						GLOB	UNIF		WV	0 5

SPILE ALOK SIMULTUNE == U.S. NAVY (42E-IN. DIAMETER PILING) == J.AIKINSON

LINE NO.	1 1	2 2	3 3	4 4	5 5	6 6	7 7	8
5145 LOAD Z 0V11003	20.78	14	4.15	14		GLOB UNIF	WV 0 S	
5146 LOAD A 0V11005	24.91=	09	4.15=	09		GLOB UNIF	WV 0 S	
5147 LOAD Y 0V11005	24.91=	18	4.15=	18		GLOB UNIF	WV 0 S	
5148 LOAD Z 0V11005	24.91	14	4.15	14		GLOB UNIF	WV 0 S	
5149 LOAD A 0V11005	24.07=	07	4.15=	07		GLOB UNIF	WV 0 S	
5150 LOAD Y 0V11005	24.07=	10	4.15=	14		GLOB UNIF	WV 0 S	
5151 LOAD Z 0V11005	24.07	14	4.15	11		GLOB UNIF	WV 0 S	
5152 LOAD A 0V11005	33.22=	07	4.15=	04		GLOB UNIF	WV 0 S	
5153 LOAD Y 0V11005	33.22=	14	4.15=	00		GLOB UNIF	WV 0 S	
5154 LOAD Z 0V11005	33.22	11	4.15	07		GLOB UNIF	WV 0 S	
5155 LOAD A 0V11005	37.37=	04	4.15=	1		GLOB UNIF	WV 0 S	
5156 LOAD Y 0V11005	37.37=	00	4.15=	02		GLOB UNIF	WV 0 S	
5157 LOAD Z 0V11005	37.37	07	4.15	1		GLOB UNIF	WV 0 S	
5158 LOAD A 0V11004	0.00=	22	4.15=	21		GLOB UNIF	WV 0 S	
5159 LOAD Y 0V11004	0.00=	20	4.15=	27		GLOB UNIF	WV 0 S	
5160 LOAD Z 0V11004	0.00=	12	4.15=	11		GLOB UNIF	WV 0 S	
5161 LOAD A 0V11004	4.15=	21	4.15=	20		GLOB UNIF	WV 0 S	
5162 LOAD Y 0V11004	4.15=	27	4.15=	25		GLOB UNIF	WV 0 S	
5163 LOAD Z 0V11004	4.15=	11	4.15=	11		GLOB UNIF	WV 0 S	
5164 LOAD A 0V11004	0.53=	20	4.15=	20		GLOB UNIF	WV 0 S	
5165 LOAD Y 0V11004	0.53=	25	4.15=	24		GLOB UNIF	WV 0 S	
5166 LOAD Z 0V11004	0.53=	11	4.15=	10		GLOB UNIF	WV 0 S	
5167 LOAD A 0V11004	12.08=	20	4.15=	19		GLOB UNIF	WV 0 S	
5168 LOAD Y 0V11004	12.08=	24	4.15=	23		GLOB UNIF	WV 0 S	
5169 LOAD Z 0V11004	12.08=	10	4.15=	10		GLOB UNIF	WV 0 S	
5170 LOAD A 0V11004	10.81=	19	4.15=	18		GLOB UNIF	WV 0 S	
5171 LOAD Y 0V11004	10.81=	23	4.15=	23		GLOB UNIF	WV 0 S	
5172 LOAD Z 0V11004	10.81=	10	4.15=	09		GLOB UNIF	WV 0 S	
5173 LOAD A 0V11004	20.78=	18	4.15=	18		GLOB UNIF	WV 0 S	
5174 LOAD Y 0V11004	20.78=	23	4.15=	22		GLOB UNIF	WV 0 S	
5175 LOAD Z 0V11004	20.78=	09	4.15=	09		GLOB UNIF	WV 0 S	
5176 LOAD A 0V11004	24.91=	19	4.15=	17		GLOB UNIF	WV 0 S	
5177 LOAD Y 0V11004	24.91=	22	4.15=	21		GLOB UNIF	WV 0 S	
5178 LOAD Z 0V11004	24.91=	09	4.15=	09		GLOB UNIF	WV 0 S	
5179 LOAD A 0V11004	29.08=	17	4.15=	12		GLOB UNIF	WV 0 S	
5180 LOAD Y 0V11004	29.08=	21	4.15=	15		GLOB UNIF	WV 0 S	
5181 LOAD Z 0V11004	29.08=	09	4.15=	00		GLOB UNIF	WV 0 S	
5182 LOAD A 0V11004	33.22=	12	4.15=	00		GLOB UNIF	WV 0 S	
5183 LOAD Y 0V11004	33.22=	15	4.15=	00		GLOB UNIF	WV 0 S	
5184 LOAD Z 0V11004	33.22=	00	4.15=	04		GLOB UNIF	WV 0 S	
5185 LOAD A 0V11004	37.37=	00	4.15=	1		GLOB UNIF	WV 0 S	
5186 LOAD Y 0V11004	37.37=	00	4.15=	1		GLOB UNIF	WV 0 S	
5187 LOAD Z 0V11004	37.37=	04	4.15			GLOB UNIF	WV 0 S	
5188 LOAD A 0V01004	0.00=	22	4.15=	21		GLOB UNIF	WV 0 S	
5189 LOAD Y 0V01004	0.00=	27	4.15=	20		GLOB UNIF	WV 0 S	
5190 LOAD Z 0V01004	0.00	00	4.15	00		GLOB UNIF	WV 0 S	
5191 LOAD A 0V01004	4.15=	21	4.15=	20		GLOB UNIF	WV 0 S	
5192 LOAD Y 0V01004	4.15=	20	4.15=	25		GLOB UNIF	WV 0 S	
5193 LOAD Z 0V01004	4.15	00	4.15	00		GLOB UNIF	WV 0 S	

STRAN INPUT DATA

S-PILE ACMR STRUCTURE == U.S. NAVY (42-IN. DIAMETER PILING) == J.ATKINSON

LINE NO.	1	1	2	2	3	3	4	4	5	5	6	6	7	7	8
5244	LOAD A	6061004	8.30=	20	4.15=	19					GLOB UNIF		WV	0	5
5245	LOAD T	6061004	8.30=	23	4.15=	24					GLOB UNIF		WV	0	5
5246	LOAD Z	6061004	8.30	06	4.15	05					GLOB UNIF		WV	0	5
5247	LOAD A	6061004	12.45=	19	4.15=	19					GLOB UNIF		WV	0	5
5248	LOAD T	6061004	12.45=	24	4.15=	24					GLOB UNIF		WV	0	5
5249	LOAD Z	6061004	12.45	05	4.15	05					GLOB UNIF		WV	0	5
5250	LOAD A	6061004	16.61=	19	4.15=	18					GLOB UNIF		WV	0	5
5251	LOAD T	6061004	16.61=	24	4.15=	23					GLOB UNIF		WV	0	5
5252	LOAD Z	6061004	16.61	05	4.15	05					GLOB UNIF		WV	0	5
5253	LOAD A	6061004	20.76=	18	4.15=	18					GLOB UNIF		WV	0	5
5254	LOAD T	6061004	20.76=	23	4.15=	23					GLOB UNIF		WV	0	5
5255	LOAD Z	6061004	20.76	05	4.15	05					GLOB UNIF		WV	0	5
5256	LOAD A	6061004	24.91=	18	4.15=	17					GLOB UNIF		WV	0	5
5257	LOAD T	6061004	24.91=	23	4.15=	22					GLOB UNIF		WV	0	5
5258	LOAD Z	6061004	24.91	05	4.15	05					GLOB UNIF		WV	0	5
5259	LOAD A	6061004	29.07=	17	4.15=	15					GLOB UNIF		WV	0	5
5260	LOAD T	6061004	29.07=	22	4.15=	19					GLOB UNIF		WV	0	5
5261	LOAD Z	6061004	29.07	05	4.15	02					GLOB UNIF		WV	0	5
5262	LOAD A	6061004	33.22=	15	4.15=	07					GLOB UNIF		WV	0	5
5263	LOAD T	6061004	33.22=	19	4.15=	06					GLOB UNIF		WV	0	5
5264	LOAD Z	6061004	33.22	02	4.15	1					GLOB UNIF		WV	0	5
5265	LOAD A	6061004	37.37=	07	4.15=	1					GLOB UNIF		WV	0	5
5266	LOAD T	6061004	37.37=	06	4.15=	1					GLOB UNIF		WV	0	5
5267	LOAD Z	6061004	37.37	1	4.15						GLOB UNIF		WV	0	5
5268	LOAD T	10011002	0.00=	03	5.71=	03					GLOB UNIF		WV	0	5
5269	LOAD T	10011002	5.71=	03	5.71=	03					GLOB UNIF		WV	0	5
5270	LOAD T	10011002	11.43=	03	5.71=	04					GLOB UNIF		WV	0	5
5271	LOAD T	10011002	17.14=	04	5.71=	04					GLOB UNIF		WV	0	5
5272	LOAD T	10011002	22.85=	04	5.71=	04					GLOB UNIF		WV	0	5
5273	LOAD T	10021003	0.00=	04	5.71=	04					GLOB UNIF		WV	0	5
5274	LOAD T	10021003	5.71=	04	5.71=	05					GLOB UNIF		WV	0	5
5275	LOAD T	10021003	11.43=	05	5.71=	04					GLOB UNIF		WV	0	5
5276	LOAD T	10021003	17.14=	04	5.71=	04					GLOB UNIF		WV	0	5
5277	LOAD T	10021003	22.85=	04	5.71=	04					GLOB UNIF		WV	0	5
5278	LOAD A	10011004	0.00=	03	5.71=	02					GLOB UNIF		WV	0	5
5279	LOAD T	10011004	0.00=	02	5.71=	1					GLOB UNIF		WV	0	5
5280	LOAD A	10011004	5.71=	02	5.71=	02					GLOB UNIF		WV	0	5
5281	LOAD T	10011004	5.71=	1	5.71=	1					GLOB UNIF		WV	0	5
5282	LOAD A	10011004	11.43=	02	5.71=	02					GLOB UNIF		WV	0	5
5283	LOAD T	10011004	11.43=	1	5.71=	1					GLOB UNIF		WV	0	5
5284	LOAD A	10011004	17.14=	02	5.71=	02					GLOB UNIF		WV	0	5
5285	LOAD T	10011004	17.14=	1	5.71=	1					GLOB UNIF		WV	0	5
5286	LOAD A	10011004	22.85=	02	5.71=	02					GLOB UNIF		WV	0	5
5287	LOAD T	10011004	22.85=	1	5.71=	1					GLOB UNIF		WV	0	5
5288	LOAD A	10041006	0.00=	02	5.71=	1					GLOB UNIF		WV	0	5
5289	LOAD T	10041006	0.00=	1	5.71=	1					GLOB UNIF		WV	0	5
5290	LOAD A	10041006	5.71=	1	5.71=	1					GLOB UNIF		WV	0	5
5291	LOAD T	10041006	5.71=	1	5.71=	1					GLOB UNIF		WV	0	5
5292	LOAD A	10041006	11.43=	1	5.71=	1					GLOB UNIF		WV	0	5

SPILE ALMA STRUCTURE -- U.S. NAVY (42-IN. DIAMETER PILING) -- J.ATKINSON

LINE NO.	1	1	2	2	3	3	4	4	5	5	6	6	7	7	8
5293	LOAD	Y	1.0041005	11.43	1	5.71					GLOB	UNIF	WV	0	5
5294	LOAD	A	1.0041005	17.14	1	5.71	1				GLOB	UNIF	WV	0	5
5295	LOAD	A	1.0041005	22.86	1	5.71					GLOB	UNIF	WV	0	5
5296	LOAD	A	1.0021005	0.00	02	5.71	1				GLOB	UNIF	WV	0	5
5297	LOAD	Y	1.0021005	0.00	1	5.71	1				GLOB	UNIF	WV	0	5
5298	LOAD	A	1.0021005	5.71	1	5.71	1				GLOB	UNIF	WV	0	5
5299	LOAD	Y	1.0021005	5.71	1	5.71	1				GLOB	UNIF	WV	0	5
5300	LOAD	A	1.0021005	11.43	1	5.71	1				GLOB	UNIF	WV	0	5
5301	LOAD	Y	1.0021005	11.43	1	5.71	1				GLOB	UNIF	WV	0	5
5302	LOAD	A	1.0021005	17.14	1	5.71	1				GLOB	UNIF	WV	0	5
5303	LOAD	Y	1.0021005	17.14	1	5.71	1				GLOB	UNIF	WV	0	5
5304	LOAD	A	1.0021005	22.86	1	5.71	1				GLOB	UNIF	WV	0	5
5305	LOAD	Y	1.0021005	22.86	1	5.71	1				GLOB	UNIF	WV	0	5
5306	LOAD	Y	1.0041005	0.00	1	5.72	1				GLOB	UNIF	WV	0	5
5307	LOAD	Y	1.0041005	5.72	1	5.72	1				GLOB	UNIF	WV	0	5
5308	LOAD	Y	1.0041005	11.43	1	5.72	1				GLOB	UNIF	WV	0	5
5309	LOAD	Y	1.0041005	17.15	1	5.72	02				GLOB	UNIF	WV	0	5
5310	LOAD	Y	1.0041005	22.86	02	5.72	02				GLOB	UNIF	WV	0	5
5311	LOAD	A	201 301	7.49	87	1.42	80				GLOB	UNIF	WV	0	5
5312	LOAD	Y	201 301	7.90	110	1.42	134				GLOB	UNIF	WV	0	5
5313	LOAD	A	201 301	9.32	80	1.42	94				GLOB	UNIF	WV	0	5
5314	LOAD	Y	201 301	9.32	134	1.42	163				GLOB	UNIF	WV	0	5
5315	LOAD	A	201 301	10.74	94	1.42	100				GLOB	UNIF	WV	0	5
5316	LOAD	Y	201 301	10.74	163	1.42	173				GLOB	UNIF	WV	0	5
5317	LOAD	A	201 301	12.16	100	1.42	104				GLOB	UNIF	WV	0	5
5318	LOAD	Y	201 301	12.16	173	1.42	180				GLOB	UNIF	WV	0	5
5319	LOAD	A	201 301	13.58	104	1.42	100				GLOB	UNIF	WV	0	5
5320	LOAD	Y	201 301	13.58	180	1.42	187				GLOB	UNIF	WV	0	5
5321	LOAD	A	206 306	5.04	41	1.07	54				GLOB	UNIF	WV	0	5
5322	LOAD	Y	206 306	5.04	71	1.07	94				GLOB	UNIF	WV	0	5
5323	LOAD	A	206 306	7.52	54	1.07	68				GLOB	UNIF	WV	0	5
5324	LOAD	Y	206 306	7.52	94	1.07	116				GLOB	UNIF	WV	0	5
5325	LOAD	A	206 306	9.39	68	1.07	81				GLOB	UNIF	WV	0	5
5326	LOAD	Y	206 306	9.39	116	1.07	140				GLOB	UNIF	WV	0	5
5327	LOAD	A	206 306	11.26	81	1.07	86				GLOB	UNIF	WV	0	5
5328	LOAD	Y	206 306	11.26	140	1.07	152				GLOB	UNIF	WV	0	5
5329	LOAD	A	206 306	13.13	86	1.07	95				GLOB	UNIF	WV	0	5
5330	LOAD	Y	206 306	13.13	152	1.07	164				GLOB	UNIF	WV	0	5
5331	LOAD	A	301 401	0.00	108	5.70	124				GLOB	UNIF	WV	0	5
5332	LOAD	Y	301 401	0.00	157	5.70	215				GLOB	UNIF	WV	0	5
5333	LOAD	A	301 401	5.70	124	5.70	127				GLOB	UNIF	WV	0	5
5334	LOAD	Y	301 401	5.70	215	5.70	219				GLOB	UNIF	WV	0	5
5335	LOAD	A	301 401	11.40	127	5.70	123				GLOB	UNIF	WV	0	5
5336	LOAD	Y	301 401	11.40	219	5.70	215				GLOB	UNIF	WV	0	5
5337	LOAD	A	301 401	17.10	123	5.70	90				GLOB	UNIF	WV	0	5
5338	LOAD	Y	301 401	17.10	215	5.70	167				GLOB	UNIF	WV	0	5
5339	LOAD	A	301 401	22.80	90	5.70	77				GLOB	UNIF	WV	0	5
5340	LOAD	Y	301 401	22.80	167	5.70	155				GLOB	UNIF	WV	0	5
5341	LOAD	A	303 403	1.52	37	4.50	90				GLOB	UNIF	WV	0	5

3-PILE ACMR STRUCTURE == U.S. NAVY (42-IN. DIAMETER PILING) == J.ATKINSON

LINE NO.	1	1	2	2	3	3	4	4	5	5	6	6	7	7	8
	1...5....0....5....0....5....0....5....0....5....0....5....0....5....0....5....0														
5342	LOAD Y	303 403	1.52-	64	4.50-	170					GLOB UNIF		WV 0 5		
5343	LOAD X	303 403	8.02-	96	4.50-	108					GLOB UNIF		WV 0 5		
5344	LOAD Y	303 403	8.02-	170	4.50-	187					GLOB UNIF		WV 0 5		
5345	LOAD X	303 403	10.51-	108	4.50-	117					GLOB UNIF		WV 0 5		
5346	LOAD Y	303 403	10.51-	187	4.50-	203					GLOB UNIF		WV 0 5		
5347	LOAD X	303 403	15.01-	117	4.50-	108					GLOB UNIF		WV 0 5		
5348	LOAD Y	303 403	15.01-	203	4.50-	183					GLOB UNIF		WV 0 5		
5349	LOAD X	303 403	19.51-	108	4.50-	89					GLOB UNIF		WV 0 5		
5350	LOAD Y	303 403	19.51-	183	4.50-	154					GLOB UNIF		WV 0 5		
5351	LOAD X	303 403	24.00-	89	4.50-	77					GLOB UNIF		WV 0 5		
5352	LOAD Y	303 403	24.00-	154	4.50-	133					GLOB UNIF		WV 0 5		
5353	LOAD X	306 406	0.00-	93	5.70-	115					GLOB UNIF		WV 0 5		
5354	LOAD Y	306 406	0.00-	164	5.70-	199					GLOB UNIF		WV 0 5		
5355	LOAD X	306 406	5.70-	115	5.70-	115					GLOB UNIF		WV 0 5		
5356	LOAD Y	306 406	5.70-	199	5.70-	199					GLOB UNIF		WV 0 5		
5357	LOAD X	306 406	11.40-	115	5.70-	109					GLOB UNIF		WV 0 5		
5358	LOAD Y	306 406	11.40-	199	5.70-	189					GLOB UNIF		WV 0 5		
5359	LOAD X	306 406	17.10-	109	5.70-	85					GLOB UNIF		WV 0 5		
5360	LOAD Y	306 406	17.10-	189	5.70-	148					GLOB UNIF		WV 0 5		
5361	LOAD X	306 406	22.80-	85	5.70-	66					GLOB UNIF		WV 0 5		
5362	LOAD Y	306 406	22.80-	148	5.70-	116					GLOB UNIF		WV 0 5		
5363	LOAD X	401 501	0.00-	142	.91-	139					GLOB UNIF		WV 0 5		
5364	LOAD Y	401 501	0.00-	217	.91-	212					GLOB UNIF		WV 0 5		
5365	LOAD Z	401 501	0.00-	02	.91-	02					GLOB UNIF		WV 0 5		
5366	LOAD X	401 501	.91-	139	.91-	136					GLOB UNIF		WV 0 5		
5367	LOAD Y	401 501	.91-	212	.91-	207					GLOB UNIF		WV 0 5		
5368	LOAD Z	401 501	.91-	02	.91-	02					GLOB UNIF		WV 0 5		
5369	LOAD X	401 501	1.83-	136	.91-	133					GLOB UNIF		WV 0 5		
5370	LOAD Y	401 501	1.83-	207	.91-	203					GLOB UNIF		WV 0 5		
5371	LOAD Z	401 501	1.83-	02	.91-	02					GLOB UNIF		WV 0 5		
5372	LOAD X	401 501	2.74-	133	.91-	130					GLOB UNIF		WV 0 5		
5373	LOAD Y	401 501	2.74-	203	.91-	198					GLOB UNIF		WV 0 5		
5374	LOAD Z	401 501	2.74-	02	.91-	02					GLOB UNIF		WV 0 5		
5375	LOAD X	401 501	5.65-	130	.91-	128					GLOB UNIF		WV 0 5		
5376	LOAD Y	401 501	5.65-	198	.91-	195					GLOB UNIF		WV 0 5		
5377	LOAD Z	401 501	5.65-	02	.91-	02					GLOB UNIF		WV 0 5		
5378	LOAD X	403 503	0.00-	123	.91-	121					GLOB UNIF		WV 0 5		
5379	LOAD Y	403 503	0.00-	229	.91-	224					GLOB UNIF		WV 0 5		
5380	LOAD Z	403 503	0.00	37	.91	36					GLOB UNIF		WV 0 5		
5381	LOAD X	403 503	.91-	121	.91-	118					GLOB UNIF		WV 0 5		
5382	LOAD Y	403 503	.91-	224	.91-	219					GLOB UNIF		WV 0 5		
5383	LOAD Z	403 503	.91	36	.91	35					GLOB UNIF		WV 0 5		
5384	LOAD X	403 503	1.83-	118	.91-	115					GLOB UNIF		WV 0 5		
5385	LOAD Y	403 503	1.83-	219	.91-	214					GLOB UNIF		WV 0 5		
5386	LOAD Z	403 503	1.83	35	.91	35					GLOB UNIF		WV 0 5		
5387	LOAD X	403 503	2.74-	115	.91-	113					GLOB UNIF		WV 0 5		
5388	LOAD Y	403 503	2.74-	214	.91-	210					GLOB UNIF		WV 0 5		
5389	LOAD Z	403 503	2.74	35	.91	34					GLOB UNIF		WV 0 5		
5390	LOAD X	403 503	5.65-	113	.91-	110					GLOB UNIF		WV 0 5		

STRAAT INPUT DATA

5=PILE ACMR STRUCTURE -- U.S. NAVY (42-IN. DIAMETER PILING) -- J.ATKINSON

LINE NO.	1	2	3	4	5	6	7	8
5391	LOAD Y 403 503	3.65- 210	.91- 205			GLOB UNIF	WV 0 5	
5392	LOAD Z 403 503	3.65 34	.91 33			GLOB UNIF	WV 0 5	
5393	LOAD A 406 506	0.00- 106	.91- 103			GLOB UNIF	WV 0 5	
5394	LOAD Y 406 506	0.00- 194	.91- 190			GLOB UNIF	WV 0 5	
5395	LOAD Z 406 506	0.00- 32	.91- 32			GLOB UNIF	WV 0 5	
5396	LOAD A 406 506	.91- 105	.91- 101			GLOB UNIF	WV 0 5	
5397	LOAD Y 406 506	.91- 190	.91- 185			GLOB UNIF	WV 0 5	
5398	LOAD Z 406 506	.91- 32	.91- 31			GLOB UNIF	WV 0 5	
5399	LOAD A 406 506	1.82- 101	.91- 99			GLOB UNIF	WV 0 5	
5400	LOAD Y 406 506	1.82- 185	.91- 181			GLOB UNIF	WV 0 5	
5401	LOAD Z 406 506	1.82- 31	.91- 30			GLOB UNIF	WV 0 5	
5402	LOAD A 406 506	2.74- 99	.91- 96			GLOB UNIF	WV 0 5	
5403	LOAD Y 406 506	2.74- 181	.91- 177			GLOB UNIF	WV 0 5	
5404	LOAD Z 406 506	2.74- 30	.91- 29			GLOB UNIF	WV 0 5	
5405	LOAD A 406 506	3.65- 96	.91- 94			GLOB UNIF	WV 0 5	
5406	LOAD Y 406 506	3.65- 177	.91- 173			GLOB UNIF	WV 0 5	
5407	LOAD Z 406 506	3.65- 29	.91- 29			GLOB UNIF	WV 0 5	
5408	LOAD A 501 601	0.00- 126	1.22- 122			GLOB UNIF	WV 0 5	
5409	LOAD Y 501 601	0.00- 191	1.22- 185			GLOB UNIF	WV 0 5	
5410	LOAD Z 501 601	0.00- 02	1.22- 02			GLOB UNIF	WV 0 5	
5411	LOAD A 501 601	1.22- 122	1.22- 118			GLOB UNIF	WV 0 5	
5412	LOAD Y 501 601	1.22- 185	1.22- 179			GLOB UNIF	WV 0 5	
5413	LOAD Z 501 601	1.22- 02	1.22- 02			GLOB UNIF	WV 0 5	
5414	LOAD A 501 601	2.43- 118	1.22- 115			GLOB UNIF	WV 0 5	
5415	LOAD Y 501 601	2.43- 179	1.22- 174			GLOB UNIF	WV 0 5	
5416	LOAD Z 501 601	2.43- 02	1.22- 02			GLOB UNIF	WV 0 5	
5417	LOAD A 501 601	3.65- 115	1.22- 112			GLOB UNIF	WV 0 5	
5418	LOAD Y 501 601	3.65- 174	1.22- 170			GLOB UNIF	WV 0 5	
5419	LOAD Z 501 601	3.65- 02	1.22- 02			GLOB UNIF	WV 0 5	
5420	LOAD A 501 601	4.87- 112	1.22- 110			GLOB UNIF	WV 0 5	
5421	LOAD Y 501 601	4.87- 170	1.22- 165			GLOB UNIF	WV 0 5	
5422	LOAD Z 501 601	4.87- 02	1.22- 02			GLOB UNIF	WV 0 5	
5423	LOAD A 503 603	0.00- 109	1.22- 105			GLOB UNIF	WV 0 5	
5424	LOAD Y 503 603	0.00- 202	1.22- 196			GLOB UNIF	WV 0 5	
5425	LOAD Z 503 603	0.00 32	1.22 31			GLOB UNIF	WV 0 5	
5426	LOAD A 503 603	1.22- 105	1.22- 102			GLOB UNIF	WV 0 5	
5427	LOAD Y 503 603	1.22- 196	1.22- 190			GLOB UNIF	WV 0 5	
5428	LOAD Z 503 603	1.22 31	1.22 30			GLOB UNIF	WV 0 5	
5429	LOAD A 503 603	2.43- 102	1.22- 99			GLOB UNIF	WV 0 5	
5430	LOAD Y 503 603	2.43- 190	1.22- 184			GLOB UNIF	WV 0 5	
5431	LOAD Z 503 603	2.43 30	1.22 29			GLOB UNIF	WV 0 5	
5432	LOAD A 503 603	3.65- 99	1.22- 96			GLOB UNIF	WV 0 5	
5433	LOAD Y 503 603	3.65- 184	1.22- 180			GLOB UNIF	WV 0 5	
5434	LOAD Z 503 603	3.65 29	1.22 29			GLOB UNIF	WV 0 5	
5435	LOAD A 503 603	4.87- 96	1.22- 94			GLOB UNIF	WV 0 5	
5436	LOAD Y 503 603	4.87- 180	1.22- 176			GLOB UNIF	WV 0 5	
5437	LOAD Z 503 603	4.87 29	1.22 28			GLOB UNIF	WV 0 5	
5438	LOAD A 506 606	0.00- 93	1.22- 90			GLOB UNIF	WV 0 5	
5439	LOAD Y 506 606	0.00- 171	1.22- 166			GLOB UNIF	WV 0 5	

LINE NO.	1	1	2	2	3	3	4	4	5	5	6	6	7	7	8
	1...5....0....5....0....5....0....5....0....5....0....5....0....5....0....5....0														
5440	LOAD Z 506 606		0.00-	20	1.22-	20					GLOB UNIF		WV 0 5		
5441	LOAD A 506 606		1.22-	90	1.22-	87					GLOB UNIF		WV 0 5		
5442	LOAD Y 506 606		1.22-	160	1.22-	140					GLOB UNIF		WV 0 5		
5443	LOAD Z 506 606		1.22-	20	1.22-	27					GLOB UNIF		WV 0 5		
5444	LOAD A 506 606		2.43-	87	1.22-	84					GLOB UNIF		WV 0 5		
5445	LOAD Y 506 606		2.43-	160	1.22-	150					GLOB UNIF		WV 0 5		
5446	LOAD Z 506 606		2.43-	27	1.22-	20					GLOB UNIF		WV 0 5		
5447	LOAD A 506 606		3.65-	84	1.22-	82					GLOB UNIF		WV 0 5		
5448	LOAD Y 506 606		3.65-	150	1.22-	152					GLOB UNIF		WV 0 5		
5449	LOAD Z 506 606		3.65-	20	1.22-	25					GLOB UNIF		WV 0 5		
5450	LOAD A 506 606		4.87-	82	1.22-	80					GLOB UNIF		WV 0 5		
5451	LOAD Y 506 606		4.87-	152	1.22-	140					GLOB UNIF		WV 0 5		
5452	LOAD Z 506 606		4.87-	25	1.22-	25					GLOB UNIF		WV 0 5		
5453	LOAD A 601 631		0.00-	110	1.22-	107					GLOB UNIF		WV 0 5		
5454	LOAD Y 601 631		0.00-	165	1.22-	161					GLOB UNIF		WV 0 5		
5455	LOAD Z 601 631		0.00-	02	1.22-	02					GLOB UNIF		WV 0 5		
5456	LOAD A 601 631		1.22-	107	1.22-	104					GLOB UNIF		WV 0 5		
5457	LOAD Y 601 631		1.22-	161	1.22-	157					GLOB UNIF		WV 0 5		
5458	LOAD Z 601 631		1.22-	02	1.22-	02					GLOB UNIF		WV 0 5		
5459	LOAD A 601 631		2.43-	104	1.22-	102					GLOB UNIF		WV 0 5		
5460	LOAD Y 601 631		2.43-	157	1.22-	153					GLOB UNIF		WV 0 5		
5461	LOAD Z 601 631		2.43-	02	1.22-	02					GLOB UNIF		WV 0 5		
5462	LOAD A 601 631		3.65-	102	1.22-	99					GLOB UNIF		WV 0 5		
5463	LOAD Y 601 631		3.65-	153	1.22-	149					GLOB UNIF		WV 0 5		
5464	LOAD Z 601 631		3.65-	02	1.22-	02					GLOB UNIF		WV 0 5		
5465	LOAD A 601 631		4.87-	99	1.22-	96					GLOB UNIF		WV 0 5		
5466	LOAD Y 601 631		4.87-	149	1.22-	144					GLOB UNIF		WV 0 5		
5467	LOAD Z 601 631		4.87-	02	1.22-	02					GLOB UNIF		WV 0 5		
5468	LOAD A 603 633		0.00-	94	1.22-	92					GLOB UNIF		WV 0 5		
5469	LOAD Y 603 633		0.00-	176	1.22-	172					GLOB UNIF		WV 0 5		
5470	LOAD Z 603 633		0.00	20	1.22	20					GLOB UNIF		WV 0 5		
5471	LOAD A 603 633		1.22-	92	1.22-	90					GLOB UNIF		WV 0 5		
5472	LOAD Y 603 633		1.22-	172	1.22-	168					GLOB UNIF		WV 0 5		
5473	LOAD Z 603 633		1.22	20	1.22	27					GLOB UNIF		WV 0 5		
5474	LOAD A 603 633		2.43-	90	1.22-	87					GLOB UNIF		WV 0 5		
5475	LOAD Y 603 633		2.43-	168	1.22-	164					GLOB UNIF		WV 0 5		
5476	LOAD Z 603 633		2.43	27	1.22	20					GLOB UNIF		WV 0 5		
5477	LOAD A 603 633		3.65-	87	1.22-	85					GLOB UNIF		WV 0 5		
5478	LOAD Y 603 633		3.65-	164	1.22-	160					GLOB UNIF		WV 0 5		
5479	LOAD Z 603 633		3.65	20	1.22	20					GLOB UNIF		WV 0 5		
5480	LOAD A 603 633		4.87-	85	1.22-	83					GLOB UNIF		WV 0 5		
5481	LOAD Y 603 633		4.87-	160	1.22-	156					GLOB UNIF		WV 0 5		
5482	LOAD Z 603 633		4.87	20	1.22	25					GLOB UNIF		WV 0 5		
5483	LOAD A 606 636		0.00-	80	1.22-	78					GLOB UNIF		WV 0 5		
5484	LOAD Y 606 636		0.00-	140	1.22-	144					GLOB UNIF		WV 0 5		
5485	LOAD Z 606 636		0.00-	25	1.22-	24					GLOB UNIF		WV 0 5		
5486	LOAD A 606 636		1.22-	78	1.22-	76					GLOB UNIF		WV 0 5		
5487	LOAD Y 606 636		1.22-	144	1.22-	140					GLOB UNIF		WV 0 5		
5488	LOAD Z 606 636		1.22-	24	1.22-	23					GLOB UNIF		WV 0 5		

STRAIN GAGE DATA

5-PILE ALMN STRUCTURE -- U.S. NAVY (42-IN. DIAMETER PILING) -- J.ATKINSON

LINE NO.																			
5489	LOAD	A	050	056	2.43-	76	1.22-	74			GLOB	UNIF		HV	0	S			
5490	LOAD	Y	050	056	2.43-	140	1.22-	136			GLOB	UNIF		HV	0	S			
5491	LOAD	Z	050	056	2.43-	23	1.22-	23			GLOB	UNIF		HV	0	S			
5492	LOAD	A	050	056	3.65-	74	1.22-	72			GLOB	UNIF		HV	0	S			
5493	LOAD	Y	050	056	3.65-	136	1.22-	132			GLOB	UNIF		HV	0	S			
5494	LOAD	Z	050	056	3.65-	23	1.22-	22			GLOB	UNIF		HV	0	S			
5495	LOAD	A	050	056	4.87-	76	1.22-	69			GLOB	UNIF		HV	0	S			
5496	LOAD	Y	050	056	4.87-	132	1.22-	129			GLOB	UNIF		HV	0	S			
5497	LOAD	Z	050	056	4.87-	22	1.22-	21			GLOB	UNIF		HV	0	S			
5498	LOAD	A	051	051	0.00-	151	1.22-	147			GLOB	UNIF		HV	0	S			
5499	LOAD	Y	051	051	0.00-	215	1.22-	209			GLOB	UNIF		HV	0	S			
5500	LOAD	Z	051	051	0.00-	04	1.22-	04			GLOB	UNIF		HV	0	S			
5501	LOAD	A	051	051	1.22-	147	1.22-	144			GLOB	UNIF		HV	0	S			
5502	LOAD	Y	051	051	1.22-	209	1.22-	205			GLOB	UNIF		HV	0	S			
5503	LOAD	Z	051	051	1.22-	04	1.22-	03			GLOB	UNIF		HV	0	S			
5504	LOAD	A	051	051	2.43-	144	1.22-	141			GLOB	UNIF		HV	0	S			
5505	LOAD	Y	051	051	2.43-	205	1.22-	201			GLOB	UNIF		HV	0	S			
5506	LOAD	Z	051	051	2.43-	03	1.22-	03			GLOB	UNIF		HV	0	S			
5507	LOAD	A	051	051	3.65-	141	1.22-	138			GLOB	UNIF		HV	0	S			
5508	LOAD	Y	051	051	3.65-	201	1.22-	196			GLOB	UNIF		HV	0	S			
5509	LOAD	Z	051	051	3.65-	03	1.22-	03			GLOB	UNIF		HV	0	S			
5510	LOAD	A	051	051	4.87-	138	1.22-	135			GLOB	UNIF		HV	0	S			
5511	LOAD	Y	051	051	4.87-	196	1.22-	192			GLOB	UNIF		HV	0	S			
5512	LOAD	Z	051	051	4.87-	03	1.22-	03			GLOB	UNIF		HV	0	S			
5513	LOAD	A	053	053	0.00-	130	1.22-	127			GLOB	UNIF		HV	0	S			
5514	LOAD	Y	053	053	0.00-	249	1.22-	242			GLOB	UNIF		HV	0	S			
5515	LOAD	Z	053	053	0.00	39	1.22	38			GLOB	UNIF		HV	0	S			
5516	LOAD	A	053	053	1.22-	127	1.22-	124			GLOB	UNIF		HV	0	S			
5517	LOAD	Y	053	053	1.22-	242	1.22-	236			GLOB	UNIF		HV	0	S			
5518	LOAD	Z	053	053	1.22	38	1.22	38			GLOB	UNIF		HV	0	S			
5519	LOAD	A	053	053	2.43-	124	1.22-	121			GLOB	UNIF		HV	0	S			
5520	LOAD	Y	053	053	2.43-	236	1.22-	231			GLOB	UNIF		HV	0	S			
5521	LOAD	Z	053	053	2.43	38	1.22	37			GLOB	UNIF		HV	0	S			
5522	LOAD	A	053	053	3.65-	121	1.22-	119			GLOB	UNIF		HV	0	S			
5523	LOAD	Y	053	053	3.65-	231	1.22-	226			GLOB	UNIF		HV	0	S			
5524	LOAD	Z	053	053	3.65	37	1.22	36			GLOB	UNIF		HV	0	S			
5525	LOAD	A	053	053	4.87-	119	1.22-	116			GLOB	UNIF		HV	0	S			
5526	LOAD	Y	053	053	4.87-	226	1.22-	221			GLOB	UNIF		HV	0	S			
5527	LOAD	Z	053	053	4.87	36	1.22	35			GLOB	UNIF		HV	0	S			
5528	LOAD	A	056	056	0.00-	95	1.22-	92			GLOB	UNIF		HV	0	S			
5529	LOAD	Y	056	056	0.00-	184	1.22-	179			GLOB	UNIF		HV	0	S			
5530	LOAD	Z	056	056	0.00-	31	1.22-	30			GLOB	UNIF		HV	0	S			
5531	LOAD	A	056	056	1.22-	92	1.22-	90			GLOB	UNIF		HV	0	S			
5532	LOAD	Y	056	056	1.22-	179	1.22-	175			GLOB	UNIF		HV	0	S			
5533	LOAD	Z	056	056	1.22-	30	1.22-	29			GLOB	UNIF		HV	0	S			
5534	LOAD	A	056	056	2.43-	90	1.22-	88			GLOB	UNIF		HV	0	S			
5535	LOAD	Y	056	056	2.43-	175	1.22-	170			GLOB	UNIF		HV	0	S			
5536	LOAD	Z	056	056	2.43-	29	1.22-	28			GLOB	UNIF		HV	0	S			
5537	LOAD	A	056	056	3.65-	88	1.22-	85			GLOB	UNIF		HV	0	S			

S-PILE ACMN STRUCTURE -- U.S. NAVY (42-IN. DIAMETER PILING) -- J.ATKINSON

LINE NO.	1	1	2	2	3	3	4	4	5	5	6	6	7	8
	1...5....0	1...5....0	1...5....0	1...5....0	1...5....0	1...5....0	1...5....0	1...5....0	1...5....0	1...5....0	1...5....0	1...5....0	1...5....0	1...5....0
5535	LOAD Y	656 656	3.65-	170	1.22-	166					GLOB UNIF		HV 0 5	
5536	LOAD Z	656 656	3.65-	28	1.22-	28					GLOB UNIF		HV 0 5	
5540	LOAD A	656 655	4.87-	85	1.22-	83					GLOB UNIF		HV 0 5	
5541	LOAD Y	656 656	4.87-	166	1.22-	161					GLOB UNIF		HV 0 5	
5542	LOAD Z	656 656	4.87-	28	1.22-	27					GLOB UNIF		HV 0 5	
5543	LOAD A	651 701	0.00-	135	1.42-	132					GLOB UNIF		HV 0 5	
5544	LOAD Y	651 701	0.00-	192	1.42-	187					GLOB UNIF		HV 0 5	
5545	LOAD Z	651 701	0.00-	04	1.42-	04					GLOB UNIF		HV 0 5	
5546	LOAD A	651 701	1.42-	132	1.42-	128					GLOB UNIF		HV 0 5	
5547	LOAD Y	651 701	1.42-	187	1.42-	182					GLOB UNIF		HV 0 5	
5548	LOAD Z	651 701	1.42-	04	1.42-	04					GLOB UNIF		HV 0 5	
5549	LOAD A	651 701	2.84-	128	1.42-	125					GLOB UNIF		HV 0 5	
5550	LOAD Y	651 701	2.84-	182	1.42-	177					GLOB UNIF		HV 0 5	
5551	LOAD Z	651 701	2.84-	04	1.42-	05					GLOB UNIF		HV 0 5	
5552	LOAD A	651 701	4.26-	125	1.42-	122					GLOB UNIF		HV 0 5	
5553	LOAD Y	651 701	4.26-	177	1.42-	173					GLOB UNIF		HV 0 5	
5554	LOAD Z	651 701	4.26-	05	1.42-	05					GLOB UNIF		HV 0 5	
5555	LOAD A	651 701	5.68-	122	1.42-	119					GLOB UNIF		HV 0 5	
5556	LOAD Y	651 701	5.68-	173	1.42-	169					GLOB UNIF		HV 0 5	
5557	LOAD Z	651 701	5.68-	05	1.42-	05					GLOB UNIF		HV 0 5	
5558	LOAD A	653 703	0.00-	116	1.42-	113					GLOB UNIF		HV 0 5	
5559	LOAD Y	653 703	0.00-	223	1.42-	217					GLOB UNIF		HV 0 5	
5560	LOAD Z	653 703	0.00	55	1.42	54					GLOB UNIF		HV 0 5	
5561	LOAD A	653 703	1.42-	113	1.42-	110					GLOB UNIF		HV 0 5	
5562	LOAD Y	653 703	1.42-	217	1.42-	211					GLOB UNIF		HV 0 5	
5563	LOAD Z	653 703	1.42	54	1.42	55					GLOB UNIF		HV 0 5	
5564	LOAD A	653 703	2.84-	110	1.42-	107					GLOB UNIF		HV 0 5	
5565	LOAD Y	653 703	2.84-	211	1.42-	206					GLOB UNIF		HV 0 5	
5566	LOAD Z	653 703	2.84	55	1.42	55					GLOB UNIF		HV 0 5	
5567	LOAD A	653 703	4.26-	107	1.42-	104					GLOB UNIF		HV 0 5	
5568	LOAD Y	653 703	4.26-	206	1.42-	200					GLOB UNIF		HV 0 5	
5569	LOAD Z	653 703	4.26	55	1.42	52					GLOB UNIF		HV 0 5	
5570	LOAD A	653 703	5.68-	104	1.42-	102					GLOB UNIF		HV 0 5	
5571	LOAD Y	653 703	5.68-	200	1.42-	196					GLOB UNIF		HV 0 5	
5572	LOAD Z	653 703	5.68	52	1.42	51					GLOB UNIF		HV 0 5	
5573	LOAD A	656 706	0.00-	83	1.42-	80					GLOB UNIF		HV 0 5	
5574	LOAD Y	656 706	0.00-	161	1.42-	156					GLOB UNIF		HV 0 5	
5575	LOAD Z	656 706	0.00-	27	1.42-	26					GLOB UNIF		HV 0 5	
5576	LOAD A	656 706	1.42-	80	1.42-	78					GLOB UNIF		HV 0 5	
5577	LOAD Y	656 706	1.42-	156	1.42-	151					GLOB UNIF		HV 0 5	
5578	LOAD Z	656 706	1.42-	26	1.42-	25					GLOB UNIF		HV 0 5	
5579	LOAD A	656 706	2.84-	78	1.42-	75					GLOB UNIF		HV 0 5	
5580	LOAD Y	656 706	2.84-	151	1.42-	146					GLOB UNIF		HV 0 5	
5581	LOAD Z	656 706	2.84-	25	1.42-	24					GLOB UNIF		HV 0 5	
5582	LOAD A	656 706	4.26-	75	1.42-	73					GLOB UNIF		HV 0 5	
5583	LOAD Y	656 706	4.26-	146	1.42-	142					GLOB UNIF		HV 0 5	
5584	LOAD Z	656 706	4.26-	24	1.42-	24					GLOB UNIF		HV 0 5	
5585	LOAD A	656 706	5.68-	73	1.42-	71					GLOB UNIF		HV 0 5	
5586	LOAD Y	656 706	5.68-	142	1.42-	138					GLOB UNIF		HV 0 5	

STRAIN GAGE DATA

3-PILE ACOR STRUCTURE -- U.S. NAVY (42-IN. DIAMETER PILING) -- J.ATKINSON

LINE NO.																							
5567	L	J	A	C	7	0	1	5	0.00	-	24	1.42	-	23					GLOB	UNIF		WV	0	5
5568	L	J	A	C	7	0	1	5	0.00	-	111	0.04	-	99					GLOB	UNIF		WV	0	5
5569	L	J	A	T	7	0	1	5	0.00	-	160	0.04	-	142					GLOB	UNIF		WV	0	5
5570	L	J	A	C	7	0	1	5	0.00	-	03	0.04	-	02					GLOB	UNIF		WV	0	5
5571	L	J	A	T	7	0	1	5	0.00	-	99	0.04	-	89					GLOB	UNIF		WV	0	5
5572	L	J	A	T	7	0	1	5	0.00	-	142	0.04	-	128					GLOB	UNIF		WV	0	5
5573	L	J	A	C	7	0	1	5	0.00	-	02	0.04	-	02					GLOB	UNIF		WV	0	5
5574	L	J	A	A	7	0	1	5	15.79	-	89	0.04	-	80					GLOB	UNIF		WV	0	5
5575	L	J	A	T	7	0	1	5	15.79	-	120	0.04	-	110					GLOB	UNIF		WV	0	5
5576	L	J	A	C	7	0	1	5	15.79	-	02	0.04	-	02					GLOB	UNIF		WV	0	5
5577	L	J	A	A	7	0	1	5	20.00	-	80	0.04	-	70					GLOB	UNIF		WV	0	5
5578	L	J	A	T	7	0	1	5	20.00	-	110	0.04	-	104					GLOB	UNIF		WV	0	5
5579	L	J	A	C	7	0	1	5	20.00	-	02	0.04	-	1					GLOB	UNIF		WV	0	5
56	L	J	A	A	7	0	1	5	27.57	-	70	0.04	-	65					GLOB	UNIF		WV	0	5
56 1	L	J	A	T	7	0	1	5	27.57	-	104	0.04	-	97					GLOB	UNIF		WV	0	5
56 2	L	J	A	C	7	0	1	5	27.57	-	1	0.04	-	1					GLOB	UNIF		WV	0	5
56 3	L	J	A	A	7	0	5	5	0.00	-	90	0.04	-	85					GLOB	UNIF		WV	0	5
56 4	L	J	A	T	7	0	5	5	0.00	-	153	0.04	-	134					GLOB	UNIF		WV	0	5
56 5	L	J	A	C	7	0	5	5	0.00		29	0.04		26					GLOB	UNIF		WV	0	5
56 6	L	J	A	A	7	0	5	5	0.00	-	83	0.04	-	76					GLOB	UNIF		WV	0	5
56 7	L	J	A	T	7	0	5	5	0.00	-	164	0.04	-	149					GLOB	UNIF		WV	0	5
56 8	L	J	A	C	7	0	5	5	0.00		28	0.04		24					GLOB	UNIF		WV	0	5
56 9	L	J	A	A	7	0	5	5	15.79	-	79	0.04	-	72					GLOB	UNIF		WV	0	5
561	L	J	A	T	7	0	5	5	15.79	-	149	0.04	-	136					GLOB	UNIF		WV	0	5
561 1	L	J	A	C	7	0	5	5	15.79		24	0.04		22					GLOB	UNIF		WV	0	5
561 2	L	J	A	A	7	0	5	5	20.00	-	72	0.04	-	65					GLOB	UNIF		WV	0	5
561 3	L	J	A	T	7	0	5	5	20.00	-	136	0.04	-	123					GLOB	UNIF		WV	0	5
561 4	L	J	A	C	7	0	5	5	20.00		22	0.04		20					GLOB	UNIF		WV	0	5
561 5	L	J	A	A	7	0	5	5	27.57	-	65	0.04	-	61					GLOB	UNIF		WV	0	5
561 6	L	J	A	T	7	0	5	5	27.57	-	123	0.04	-	116					GLOB	UNIF		WV	0	5
561 7	L	J	A	C	7	0	5	5	27.57		20	0.04		18					GLOB	UNIF		WV	0	5
561 8	L	J	A	A	7	0	6	5	0.00	-	64	0.04	-	60					GLOB	UNIF		WV	0	5
561 9	L	J	A	T	7	0	6	5	0.00	-	153	0.04	-	116					GLOB	UNIF		WV	0	5
5620	L	J	A	C	7	0	6	5	0.00	-	22	0.04	-	19					GLOB	UNIF		WV	0	5
5621	L	J	A	A	7	0	6	5	0.00	-	60	0.04	-	55					GLOB	UNIF		WV	0	5
5622	L	J	A	T	7	0	6	5	0.00	-	110	0.04	-	103					GLOB	UNIF		WV	0	5
5623	L	J	A	C	7	0	6	5	0.00	-	19	0.04	-	17					GLOB	UNIF		WV	0	5
5624	L	J	A	A	7	0	6	5	15.79	-	53	0.04	-	48					GLOB	UNIF		WV	0	5
5625	L	J	A	T	7	0	6	5	15.79	-	103	0.04	-	91					GLOB	UNIF		WV	0	5
5626	L	J	A	C	7	0	6	5	15.79	-	17	0.04	-	15					GLOB	UNIF		WV	0	5
5627	L	J	A	A	7	0	6	5	20.00	-	48	0.04	-	42					GLOB	UNIF		WV	0	5
5628	L	J	A	T	7	0	6	5	20.00	-	91	0.04	-	80					GLOB	UNIF		WV	0	5
5629	L	J	A	C	7	0	6	5	20.00	-	15	0.04	-	13					GLOB	UNIF		WV	0	5
5630	L	J	A	A	7	0	6	5	27.57	-	42	0.04	-	36					GLOB	UNIF		WV	0	5
5631	L	J	A	T	7	0	6	5	27.57	-	80	0.04	-	72					GLOB	UNIF		WV	0	5
5632	L	J	A	C	7	0	6	5	27.57	-	13	0.04	-	12					GLOB	UNIF		WV	0	5
5633	L	J	A	A	8	0	1	1	0.00	-	65	3.03	-	62					GLOB	UNIF		WV	0	5
5634	L	J	A	T	8	0	1	1	0.00	-	97	3.03	-	94					GLOB	UNIF		WV	0	5
5635	L	J	A	C	8	0	1	1	0.00	-	1	3.03	-	1					GLOB	UNIF		WV	0	5

S T R A N I N P U T D A T A

3-PILE ALPH STRUCTURE -- U.S. NAVY (12-IN. DIAMETER PILING) -- J.ATKINSON

LINE NO.	1	1	2	2	3	3	4	4	5	5	6	6	7	7	8
	1....5....0....5....0....5....0....5....0....5....0....5....0....5....0....5....0														
5056	L 3 A	AU11001	3.85-	62	3.85-	59					GLOB 0.1F		WV	0	5
5057	L 3 Y	AU11001	3.85-	94	3.85-	90					GLOB 0.1F		WV	0	5
5058	L 3 Z	AU11001	3.83-	1	3.85-	1					GLOB 0.1F		WV	0	5
5059	L 3 A	AU11001	7.68-	59	3.85-	56					GLOB 0.1F		WV	0	5
5060	L 3 Y	AU11001	7.68-	90	3.85-	87					GLOB 0.1F		WV	0	5
5061	L 3 Z	AU11001	7.68-	1	3.85-	1					GLOB 0.1F		WV	0	5
5062	L 3 A	AU11001	11.49-	56	3.85-	53					GLOB 0.1F		WV	0	5
5063	L 3 Y	AU11001	11.49-	87	3.85-	84					GLOB 0.1F		WV	0	5
5064	L 3 Z	AU11001	11.49-	1	3.85-	1					GLOB 0.1F		WV	0	5
5065	L 3 A	AU11001	15.32-	53	3.85-	51					GLOB 0.1F		WV	0	5
5066	L 3 Y	AU11001	15.32-	84	3.85-	82					GLOB 0.1F		WV	0	5
5067	L 3 Z	AU11001	15.32-	1	3.85-	1					GLOB 0.1F		WV	0	5
5068	L 3 A	AU11001	19.15-	51	3.85-	49					GLOB 0.1F		WV	0	5
5069	L 3 Y	AU11001	19.15-	82	3.85-	80					GLOB 0.1F		WV	0	5
5070	L 3 Z	AU11001	19.15-	1	3.85						GLOB 0.1F		WV	0	5
5071	L 3 A	AU11001	22.98-	49	3.85-	46					GLOB 0.1F		WV	0	5
5072	L 3 Y	AU11001	22.98-	80	3.85-	78					GLOB 0.1F		WV	0	5
5073	L 3 A	AU11001	26.81-	36	3.85-	33					GLOB 0.1F		WV	0	5
5074	L 3 Y	AU11001	26.81-	46	3.85-	42					GLOB 0.1F		WV	0	5
5075	L 3 A	AU11001	30.64-	23	3.85-	10					GLOB 0.1F		WV	0	5
5076	L 3 Y	AU11001	30.64-	42	3.85-	17					GLOB 0.1F		WV	0	5
5077	L 3 A	AU51003	0.00-	61	4.42-	59					GLOB 0.1F		WV	0	5
5078	L 3 Y	AU51003	0.00-	110	4.42-	110					GLOB 0.1F		WV	0	5
5079	L 3 Z	AU51003	0.00	10	4.42	10					GLOB 0.1F		WV	0	5
5080	L 3 A	AU51003	4.42-	59	4.42-	57					GLOB 0.1F		WV	0	5
5081	L 3 Y	AU51003	4.42-	110	4.42-	105					GLOB 0.1F		WV	0	5
5082	L 3 Z	AU51003	4.42	10	4.42	17					GLOB 0.1F		WV	0	5
5083	L 3 A	AU51003	9.05-	57	4.42-	54					GLOB 0.1F		WV	0	5
5084	L 3 Y	AU51003	9.05-	105	4.42-	100					GLOB 0.1F		WV	0	5
5085	L 3 Z	AU51003	9.05	17	4.42	10					GLOB 0.1F		WV	0	5
5086	L 3 A	AU51003	14.77-	54	4.42-	53					GLOB 0.1F		WV	0	5
5087	L 3 Y	AU51003	14.77-	100	4.42-	97					GLOB 0.1F		WV	0	5
5088	L 3 Z	AU51003	14.77	10	4.42	16					GLOB 0.1F		WV	0	5
5089	L 3 A	AU51003	19.71-	53	4.42-	51					GLOB 0.1F		WV	0	5
5090	L 3 Y	AU51003	19.71-	97	4.42-	92					GLOB 0.1F		WV	0	5
5091	L 3 Z	AU51003	19.71	10	4.42	15					GLOB 0.1F		WV	0	5
5092	L 3 A	AU51003	24.62-	51	4.42-	30					GLOB 0.1F		WV	0	5
5093	L 3 Y	AU51003	24.62-	92	4.42-	85					GLOB 0.1F		WV	0	5
5094	L 3 Z	AU51003	24.62	15	4.42	11					GLOB 0.1F		WV	0	5
5095	L 3 A	AU51003	29.54-	30	4.42-	21					GLOB 0.1F		WV	0	5
5096	L 3 Y	AU51003	29.54-	85	4.42-	30					GLOB 0.1F		WV	0	5
5097	L 3 Z	AU51003	29.54	11	4.42	06					GLOB 0.1F		WV	0	5
5098	L 3 A	AU61004	0.00-	36	4.31-	30					GLOB 0.1F		WV	0	5
5099	L 3 Y	AU61004	0.00-	72	4.31-	67					GLOB 0.1F		WV	0	5
5100	L 3 Z	AU61004	0.00-	12	4.31-	11					GLOB 0.1F		WV	0	5
5101	L 3 A	AU61004	4.31-	36	4.31-	34					GLOB 0.1F		WV	0	5
5102	L 3 Y	AU61004	4.31-	67	4.31-	62					GLOB 0.1F		WV	0	5
5103	L 3 Z	AU61004	4.31-	11	4.31-	10					GLOB 0.1F		WV	0	5
5104	L 3 A	AU61004	8.62-	34	4.31-	31					GLOB 0.1F		WV	0	5

3-PILE ACMR STRUCTURE -- U.S. NAVY (42-IN. DIAMETER PILING) -- J.ATKINSON

```
                                1    1    2    2    3    3    4    4    5    5    6    6    7    7    8
LINE NO.  1....5....0....5....0....5....0....5....0....5....0....5....0....5....0....5....0....5....0

5755  LOAD Y  MEMBER    8.62-   62   4.31-   57                   GLOBAL UNIF      WV 0 5
5756  LOAD Z  MEMBER    8.62-   10   4.31-   09                   GLOBAL UNIF      WV 0 5
5757  LOAD A  MEMBER   12.93-   31   4.31-   30                   GLOBAL UNIF      WV 0 5
5758  LOAD Y  MEMBER   12.93-   57   4.31-   53                   GLOBAL UNIF      WV 0 5
5759  LOAD Z  MEMBER   12.93-   09   4.31-   09                   GLOBAL UNIF      WV 0 5
5760  LOAD A  MEMBER   17.23-   30   4.31-   28                   GLOBAL UNIF      WV 0 5
5761  LOAD Y  MEMBER   17.23-   53   4.31-   50                   GLOBAL UNIF      WV 0 5
5762  LOAD Z  MEMBER   17.23-   09   4.31-   08                   GLOBAL UNIF      WV 0 5
5763  LOAD A  MEMBER   21.54-   28   4.31-   22                   GLOBAL UNIF      WV 0 5
5764  LOAD Y  MEMBER   21.54-   50   4.31-   40                   GLOBAL UNIF      WV 0 5
5765  LOAD Z  MEMBER   21.54-   08   4.31-   07                   GLOBAL UNIF      WV 0 5
5766  LOAD A  MEMBER   25.85-   22   4.31-   06                   GLOBAL UNIF      WV 0 5
5767  LOAD Y  MEMBER   25.85-   40   4.31-   12                   GLOBAL UNIF      WV 0 5
5768  LOAD Z  MEMBER   25.85-   07   4.31-   02                   GLOBAL UNIF      WV 0 5
5769  LOAD A  MEMBER   30.16-   06   1.75                        GLOBAL UNIF      WV 0 5
5770  LOAD A  MEMBER   31.41          2.56   09                   GLOBAL UNIF      WV 0 5
5771  LOAD Y  MEMBER   30.16-   12   1.00                        GLOBAL UNIF      WV 0 5
5772  LOAD Y  MEMBER   32.01          2.45   16                   GLOBAL UNIF      WV 0 5
5773  LOAD Z  MEMBER   30.16-   02   1.07                        GLOBAL UNIF      WV 0 5
5774  LOAD Z  MEMBER   32.03          2.44   03                   GLOBAL UNIF      WV 0 5
5775  LOADCOMB  0
5776  LOAD Z  101 102          -500                               GLOBAL CONC   DL UPR
5777  LOAD Z  103 105          -500                               GLOBAL CONC   DL UPR
5778  LOAD Z  104 106  1440    -500                               GLOBAL CONC   DL UPR
5779  LOAD Z  201 202          -500                               GLOBAL CONC   DL LWR
5780  LOAD Z  203 205          -500                               GLOBAL CONC   DL LWR
5781  LOAD Z  204 206  1440    -500                               GLOBAL CONC   DL LWR
5782  LOAD Z  101 102          -042          -042                 GLOBAL UNIF   LL UPR
5783  LOAD Z  103 105          -042          -042                 GLOBAL UNIF   LL UPR
5784  LOAD Z  104 106          -042          -042                 GLOBAL UNIF   LL UPR
5785  LOAD Z  105 106          -042          -042                 GLOBAL UNIF   LL UPR
5786  LOAD Z  101 104          -042          -042                 GLOBAL UNIF   LL UPR
5787  LOAD Z  104 106          -042          -042                 GLOBAL UNIF   LL UPR
5788  LOAD Z  201 202          -053          -053                 GLOBAL UNIF   LL EQM
5789  LOAD Z  202 203          -053          -053                 GLOBAL UNIF   LL EQM
5790  LOAD Z  203 205          -150          -150                 GLOBAL UNIF   LL EQM
5791  LOAD Z  205 206          -150          -150                 GLOBAL UNIF   LL EQM
5792  LOAD Z  201 204          -053          -053                 GLOBAL UNIF   LL EQM
5793  LOAD Z  204 206          -053          -053                 GLOBAL UNIF   LL EQM
5794  LOAD Z  601 611   300    -1100                              GLOBAL CONC   BUAI LDG
5795  LOAD Z  603 613   300    -1100                              GLOBAL CONC   BUAI LDG
5796  LOAD Z  513 651          -120                               GLOBAL CONC   BUAI BUM
5797  LOAD Z  514 653          -120                               GLOBAL UNIF   BUAI BUM
5798  LOADCOMB
5799  LOADCOMB  7 100.   1 100.   5 100.   6
5800  LOADCOMB  8 100.   2 100.   3 100.   6
5801  LOADCOMB  9 100.   3 100.   4 100.   6
5802  LOADCOMB 10 100.   5 100.   5 100.   6
5803  END
```

3-PILE ACMR STRUCTURE -- U.S. NAVY (42-IN. DIAMETER PILING) -- J.ATKINSON

DEPTH (FT) =	0.00							
FORCE (K/IN)	0.000	0.000						
DEFL (IN)	0.000	20.000						
DEPTH (FT) =	5.00							
FORCE (K/IN)	0.000	0.000						
DEFL (IN)	0.000	20.000						
DEPTH (FT) =	8.00							
FORCE (K/IN)	0.000	88.000	123.000	150.000	168.000	186.000	237.000	237.000
DEFL (IN)	0.000	.019	.095	.250	.410	.700	1.580	20.000
DEPTH (FT) =	14.00							
FORCE (K/IN)	0.000	194.000	545.000	876.000	1122.000	1440.000	2274.000	2274.000
DEFL (IN)	0.000	.009	.085	.240	.410	.700	1.580	20.000
DEPTH (FT) =	21.00							
FORCE (K/IN)	0.000	433.000	1066.000	1718.000	2210.000	2857.000	4572.000	4572.000
DEFL (IN)	0.000	.013	.090	.240	.410	.700	1.580	20.000
DEPTH (FT) =	21.08							
FORCE (K/IN)	0.000	198.000	687.000	1135.000	1469.000	1907.000	3051.000	3051.000
DEFL (IN)	0.000	.006	.083	.240	.410	.700	1.580	20.000
DEPTH (FT) =	24.00							
FORCE (K/IN)	0.000	408.000	1165.000	1902.000	2455.000	3181.000	5089.000	5089.000
DEFL (IN)	0.000	.009	.086	.240	.410	.700	1.580	20.000
DEPTH (FT) =	35.00							
FORCE (K/IN)	0.000	732.000	1794.000	2885.000	3711.000	4797.000	7675.000	7675.000
DEFL (IN)	0.000	.013	.090	.240	.410	.700	1.580	20.000
DEPTH (FT) =	35.08							
FORCE (K/IN)	0.000	1669.000	2978.000	4535.000	5752.000	7371.000	11794.000	11794.000
DEFL (IN)	0.000	.031	.110	.250	.420	.700	1.580	20.000
DEPTH (FT) =	39.00							
FORCE (K/IN)	0.000	2221.000	3726.000	5579.000	7042.000	8997.000	14395.000	14395.000
DEFL (IN)	0.000	.037	.110	.260	.420	.700	1.580	20.000
DEPTH (FT) =	56.00							
FORCE (K/IN)	0.000	4524.000	6794.000	9794.000	12220.000	15494.000	24790.000	24790.000
DEFL (IN)	0.000	.053	.130	.270	.430	.700	1.580	20.000
DEPTH (FT) =	56.08							
FORCE (K/IN)	0.000	774.000	1050.000	1425.000	1934.000	2625.000	2625.000	
DEFL (IN)	0.000	.075	.190	.470	1.180	2.940	20.000	

3-PILE ACHR STRUCTURE -- U.S. NAVY (42-IN. DIAMETER PILING) -- J.ATKINSON

```
DEPTH (FT) =     76.00
FORCE (K/IN)      0.000   774.000 1050.000 1425.000 1934.000 2625.000 2625.000
DEFL  (IN)        0.000      .075     .190     .470    1.160    2.940   20.000

DEPTH (FT) =     78.00
FORCE (K/IN)      0.000  5507.000 9473.00013656.00017039.00021603.00034566.00034566.000
DEFL  (IN)        0.000      .055     .130     .270     .430     .700    1.560   20.000

DEPTH (FT) =    148.00
FORCE (K/IN)      0.00011794.00017712.00025535.00031659.00040394.00064631.00064631.000
DEFL  (IN)        0.000      .055     .130     .270     .430     .700    1.580   20.000

DEPTH (FT) =    200.00
FORCE (K/IN)      0.00011794.00017712.00025535.00031659.00040394.00064631.00064631.000
DEFL  (IN)        0.000      .055     .130     .270     .430     .700    1.580   20.000
```

3-PILE ACMR STRUCTURE -- U.S. NAVY (42-IN. DIAMETER PILING) -- J.ATKINSON

DEPTH (FT) =	0.00								
FORCE (K/IN)	0.000	0.000							
DEFL (IN)	0.000	20.000							
DEPTH (FT) =	5.00								
FORCE (K/IN)	0.000	0.000							
DEFL (IN)	0.000	20.000							
DEPTH (FT) =	8.00								
FORCE (K/IN)	0.000	86.000	125.000	150.000	168.000	186.000	237.000	237.000	
DEFL (IN)	0.000	.019	.095	.250	.410	.700	1.580	20.000	
DEPTH (FT) =	14.00								
FORCE (K/IN)	0.000	194.000	545.000	876.000	1122.000	1440.000	2274.000	2274.000	
DEFL (IN)	0.000	.009	.065	.240	.410	.700	1.580	20.000	
DEPTH (FT) =	21.00								
FORCE (K/IN)	0.000	433.000	1064.000	1718.000	2210.000	2857.000	4572.000	4572.000	
DEFL (IN)	0.000	.013	.090	.240	.410	.700	1.580	20.000	
DEPTH (FT) =	21.05								
FORCE (K/IN)	0.000	196.000	487.000	1135.000	1469.000	1907.000	3051.000	3051.000	
DEFL (IN)	0.000	.006	.065	.240	.410	.700	1.580	20.000	
DEPTH (FT) =	28.00								
FORCE (K/IN)	0.000	408.000	1165.000	1902.000	2455.000	3181.000	5089.000	5089.000	
DEFL (IN)	0.000	.009	.065	.240	.410	.700	1.580	20.000	
DEPTH (FT) =	35.00								
FORCE (K/IN)	0.000	732.000	1794.000	2885.000	3711.000	4797.000	7675.000	7675.000	
DEFL (IN)	0.000	.013	.090	.240	.410	.700	1.580	20.000	
DEPTH (FT) =	35.05								
FORCE (K/IN)	0.000	1069.000	2978.000	4535.000	5752.000	7371.000	11794.000	11794.000	
DEFL (IN)	0.000	.031	.110	.250	.420	.700	1.580	20.000	
DEPTH (FT) =	49.00								
FORCE (K/IN)	0.000	2221.000	3726.000	5579.000	7042.000	8997.000	14395.000	14395.000	
DEFL (IN)	0.000	.037	.110	.260	.420	.700	1.580	20.000	
DEPTH (FT) =	50.00								
FORCE (K/IN)	0.000	4524.000	6794.000	9794.000	12220.000	15494.000	24790.000	24790.000	
DEFL (IN)	0.000	.055	.150	.270	.450	.700	1.580	20.000	
DEPTH (FT) =	56.00								
FORCE (K/IN)	0.000	774.000	1050.000	1425.000	1934.000	2625.000	2625.000		
DEFL (IN)	0.000	.075	.190	.470	1.180	2.940	20.000		

3-PILE ACOR STRUCTURE -- U.S. NAVY (42-IN. DIAMETER PILING) -- J.ATKINSON

```
DEPTH (FT) =     76.00
FORCE (K/IN)      0.000  774.000 1050.000 1425.000 1934.000 2625.000 2625.000
DEFL  (IN)        0.000     .075     .190     .470    1.160    2.940   20.000

DEPTH (FT) =     78.00
FORCE (K/IN)      0.000 6307.000 9473.00013656.00017039.00021603.00034565.00034566.000
DEFL  (IN)        0.000     .055     .130     .270     .430     .700    1.580   20.000

DEPTH (FT) =    140.00
FORCE (K/IN)      0.00011794.00017712.00025535.00031859.00040394.00064631.00064631.000
DEFL  (IN)        0.000     .055     .130     .270     .430     .700    1.580   20.000

DEPTH (FT) =    200.00
FORCE (K/IN)      0.00011794.00017712.00025535.00031859.00040394.00064631.00064631.000
DEFL  (IN)        0.000     .055     .130     .270     .430     .700    1.580   20.000
```

3-PILE ACMR STRUCTURE -- U.S. NAVY (42-IN. DIAMETER PILING) -- J.ATKINSON

DEPTH (FT) =	0.00							
FORCE (K/IN)	0.000	0.000						
DEFL (IN)	0.000	20.000						
DEPTH (FT) =	5.00							
FORCE (K/IN)	0.000	0.000						
DEFL (IN)	0.000	20.000						
DEPTH (FT) =	8.00							
FORCE (K/IN)	0.000	88.000	123.000	150.000	168.000	188.000	237.000	237.000
DEFL (IN)	0.000	.019	.095	.250	.410	.700	1.580	20.000
DEPTH (FT) =	14.00							
FORCE (K/IN)	0.000	194.000	545.000	876.000	1122.000	1440.000	2274.000	2274.000
DEFL (IN)	0.000	.009	.085	.240	.410	.700	1.580	20.000
DEPTH (FT) =	21.00							
FORCE (K/IN)	0.000	433.000	1068.000	1718.000	2210.000	2857.000	4572.000	4572.000
DEFL (IN)	0.000	.013	.090	.240	.410	.700	1.580	20.000
DEPTH (FT) =	21.08							
FORCE (K/IN)	0.000	196.000	687.000	1135.000	1469.000	1907.000	3051.000	3051.000
DEFL (IN)	0.000	.006	.083	.240	.410	.700	1.580	20.000
DEPTH (FT) =	28.00							
FORCE (K/IN)	0.000	406.000	1165.000	1902.000	2455.000	3181.000	5069.000	5089.000
DEFL (IN)	0.000	.009	.085	.240	.410	.700	1.580	20.000
DEPTH (FT) =	35.00							
FORCE (K/IN)	0.000	732.000	1794.000	2885.000	3711.000	4797.000	7675.000	7675.000
DEFL (IN)	0.000	.013	.090	.240	.410	.700	1.580	20.000
DEPTH (FT) =	35.08							
FORCE (K/IN)	0.000	1069.000	2978.000	4535.000	5752.000	7371.000	11794.000	11794.000
DEFL (IN)	0.000	.031	.110	.250	.420	.700	1.580	20.000
DEPTH (FT) =	39.00							
FORCE (K/IN)	0.000	2221.000	3726.000	5579.000	7042.000	8997.000	14395.000	14395.000
DEFL (IN)	0.000	.037	.110	.260	.420	.700	1.580	20.000
DEPTH (FT) =	50.00							
FORCE (K/IN)	0.000	4524.000	6794.000	9794.000	12220.000	15494.000	24790.000	24790.000
DEFL (IN)	0.000	.053	.130	.270	.430	.700	1.580	20.000
DEPTH (FT) =	56.08							
FORCE (K/IN)	0.000	774.000	1050.000	1425.000	1934.000	2625.000	2625.000	
DEFL (IN)	0.000	.075	.190	.470	1.180	2.940	20.000	

3-PILE ACHR STRUCTURE -- U.S. NAVY (42-IN. DIAMETER PILING) -- J.ATKINSON

DEPTH (FT) =	74.00							
FORCE (K/IN)	0.000	774.000	1050.000	1425.000	1934.000	2625.000	2625.000	
DEFL (IN)	0.000	.075	.190	.470	1.180	2.940	20.000	
DEPTH (FT) =	75.00							
FORCE (K/IN)	0.000	6507.000	9473.000	13656.000	17859.000	21603.000	34566.000	34566.000
DEFL (IN)	0.000	.053	.130	.270	.430	.700	1.580	20.000
DEPTH (FT) =	140.00							
FORCE (K/IN)	0.000	11794.000	17712.000	25535.000	31859.000	40394.000	64631.000	64631.000
DEFL (IN)	0.000	.053	.130	.270	.430	.700	1.580	20.000
DEPTH (FT) =	200.00							
FORCE (K/IN)	0.000	11794.000	17712.000	25535.000	31859.000	40394.000	64631.000	64631.000
DEFL (IN)	0.000	.053	.130	.270	.430	.700	1.580	20.000

STRAN-NONLINEAR SUPPORT ITERATIONS

LOAD CONDITION NO. 7
CYCLE NO. 1

DATE 08/30/76

3-PILE ACSR STRUCTURE -- U.S. NAVY (42-IN. DIAMETER PILING) -- J.ATKINSON

NONLINEAR SUPPORT JOINT NO.	DEGREE OF FREEDOM	STRUCTURE ACTIONS AT NONLINEAR SUPPORTS (KIPS,IN-KIPS)	STRUCTURE DISPLACEMENTS AT SUPPORTS (IN,RAD)	PILE DISPLACEMENTS AT SUPPORTS (IN,RAD)	PILE-STRUCTURE RESULTANT DISPLACEMENTS DIFFERENCE (IN,RAD)	PERCENT DIFFERENCE
1010	1	.9770	-.32140	-.00010		
1010	2	-250.4707	-.59459	.02875		
1010	3	950.2765	.15901	.15801		
1010	4	-23907.0721	.00390	-.00082		
1010	5	-97.7557	-.00321	-.00000		
1010	6	107.2230	.00017	.00017		
1011	1	-1.7040	.27027	.00018		
1011	2	-241.0827	-.45257	.02582		
1011	3	1020.5910	.17032	.17032		
1011	4	-24805.2040	.00450	-.00085		
1011	5	174.9575	.00270	.00001		
1011	6	950.8534	.00097	.00097		
1012	1	-.2485	-.00756	.00044		
1012	2	478.4561	.85801	-.04999		
1012	3	-2422.9786	-.00443	-.00043		
1012	4	4745.6070	-.00454	.00104		
1012	5	24.8525	-.00007	.00001		
1012	6	567.4721	.00059	.00059		

S T R A N - N O N L I N E A R S U P P O R T I T E R A T I O N S

LOAD CONDITION NO. 7
CYCLE NO. 2

DATE 08/30/76

3-PILE ACOR STRUCTURE -- U.S. NAVY (42-IN. DIAMETER PILING) -- J.ATKINSON

NONLINEAR SUPPORT JOINT NO.	DEGREE OF FREEDOM	STRUCTURE ACTIONS AT NONLINEAR SUPPORTS (KIPS,IN-KIPS)	STRUCTURE DISPLACEMENTS AT SUPPORTS (IN,RAD)	PILE DISPLACEMENTS AT SUPPORTS (IN,RAD)	PILE-STRUCTURE RESULTANT DISPLACEMENTS DIFFERENCE (IN,RAD)	PILE-STRUCTURE RESULTANT DISPLACEMENTS PERCENT DIFFERENCE
1010	1	-8.5849	-.03572	-.00283		
1010	2	-256.4226	-.08335	-.08448	.0062	.0729
1010	3	807.9413	.14487	.14487		
1010	4	5040.8029	.00127	.00129		
1010	5	-9366.7340	-.00009	-.00004	.0002	.1166
1010	6	59.4629	.00006	.00006		
1011	1	6.2815	.02996	.00226		
1011	2	-265.7845	-.09496	-.09564	.0039	.0409
1011	3	927.6308	.15484	.15484		
1011	4	7618.7787	.00148	.00150		
1011	5	7926.8723	.00058	.00004	.0001	.0632
1011	6	780.0077	.00081	.00081		
1012	1	-.3301	-.00046	-.00051		
1012	2	490.1346	.17249	.17617	.0037	.0213
1012	3	-2244.0909	-.37457	-.37457		
1012	4	-12636.9026	-.00268	-.00271		
1012	5	-103.7451	-.00001	-.00001	.0000	.0122
1012	6	461.2353	.00048	.00048		

3-PILE ACMR STRUCTURE -- U.S. NAVY (42-IN. DIAMETER PILING) -- J.ATKINSON

NONLINEAR SUPPORT JOINT NO.	DEGREE OF FREEDOM	STRUCTURE ACTIONS AT NONLINEAR SUPPORTS (KIPS,IN-KIPS)	STRUCTURE DISPLACEMENTS AT SUPPORTS (IN,RAD)	PILE DISPLACEMENTS AT SUPPORTS (IN,RAD)	PILE-STRUCTURE RESULTANT DISPLACEMENTS DIFFERENCE (IN,RAD)	PERCENT DIFFERENCE
1010	1	7.3096	.03200	.00253		
1010	2	227.3027	.07658	.07801		
1010	3	-1140.6116	-.19036	-.19038		
1010	4	-5218.3341	-.00118	-.00120		
1010	5	8414.4287	.00002	.00004		
1010	6	341.3746	.00036	.00036		
1011	1	-6.9281	-.03110	-.00262		
1011	2	226.3439	.08404	.08546		
1011	3	-1169.8471	-.19526	-.19526		
1011	4	-7375.9197	-.00133	-.00135		
1011	5	-8196.2527	-.00000	-.00004		
1011	6	-375.1041	-.00039	-.00039		
1012	1	-.6849	-.00159	-.00176		
1012	2	-479.4611	-.16734	-.16609		
1012	3	1870.8803	.31228	.31228		
1012	4	12170.5098	.00259	.00257		
1012	5	-393.0946	-.00003	-.00003		
1012	6	-49.6636	-.00005	-.00005		

S-PILE ACAP STRUCTURE -- U.S. NAVY (42-IN. DIAMETER PILING) -- J.ATKINSON

NONLINEAR SUPPORT JOINT NO.	DEGREE OF FREEDOM	STRUCTURE ACTIONS AT NONLINEAR SUPPORTS (LBS,I-LBS)	STRUCTURE DISPLACEMENTS AT SUPPORTS (IN,RAD)	PILE DISPLACEMENTS AT SUPPORTS (IN,RAD)	PILE-STRUCTURE RESULTANT DISPLACEMENTS DIFFERENCE (IN,RAD)	PERCENT DIFFERENCE
1010	1	7.3545	.03210	.00252		
1010	2	226.3734	.07670	.07766	.0055	.0703
1010	3	-1140.3057	-.19035	-.19035		
1010	4	-5104.5707	-.00118	-.00120		
1010	5	8401.9757	.00062	.00004	.0001	.1102
1010	6	341.3648	.00036	.00036		
1011	1	-6.9121	-.03125	-.00261		
1011	2	225.4106	.08421	.08509	.0047	.0552
1011	3	-1169.5334	-.19523	-.19523		
1011	4	-7339.5905	-.00133	-.00135		
1011	5	-6103.4169	-.00060	-.00004	.0001	.0829
1011	6	-575.1112	-.00039	-.00039		
1012	1	-.6062	-.00158	-.00176		
1012	2	-460.4492	-.16661	-.16708	.0003	.0016
1012	3	1070.9159	.51260	.51258		
1012	4	12500.7073	.00258	.00258		
1012	5	-394.2530	-.00003	-.00003	.0000	.0009
1012	6	-49.7230	-.00005	-.00005		

SEAN - NONLINEAR SUPPORT ITERATIONS

LOAD CONDITION NO. 9
CYCLE NO. 1

DATE 08/30/76

3-PILE ACMR STRUCTURE -- U.S. NAVY (42-IN. DIAMETER PILING) -- J.ATKINSON

NONLINEAR SUPPORT JOINT NO.	DEGREE OF FREEDOM	STRUCTURE ACTIONS AT NONLINEAR SUPPORTS (KIPS,IN-KIPS)	STRUCTURE DISPLACEMENTS AT SUPPORTS (IN,RAD)	PILE DISPLACEMENTS AT SUPPORTS (IN,RAD)	PILE-STRUCTURE RESULTANT DISPLACEMENTS DIFFERENCE (IN,RAD)	PERCENT DIFFERENCE
1010	1	-21.0411	-.00265	-.03083		
1010	2	-22.1514	-.00281	-.03246		
1010	3	-79.5022	-.01553	-.01333		
1010	4	-794.4814	.00002	.00000		
1010	5	-15784.2350	-.00119	-.00057		
1010	6	5204.0509	.00334	.00334		
1011	1	-8.5012	-.00436	-.00459		
1011	2	-429.8023	-.14784	-.14807		
1011	3	1527.4399	.25504	.25504		
1011	4	10083.8274	.00229	.00227		
1011	5	-746.5203	-.00008	-.00007		
1011	6	3776.0956	.00393	.00393		
1012	1	-3.2436	-.00103	-.00102		
1012	2	419.9225	.14454	.14540		
1012	3	-1907.1697	-.31853	-.31853		
1012	4	-10349.5195	-.00223	-.00225		
1012	5	-35.7170	-.00002	-.00002		
1012	6	5913.2256	.00407	.00407		

LOAD COND[illegible] NO. [illegible]
CYCLE NO. 2

S T R A N - N O N L I N E A R P P O R T I T E R A T I O N S

PAGE 6
DATE 08/30/76

3-PILE ACMR STRUCTURE -- U.S. NAVY (42-IN. DIAMETER PILING) -- J.ATKINSON

NONLINEAR SUPPORT JOINT NO.	DEGREE OF FREEDOM	STRUCTURE ACTIONS AT NONLINEAR SUPPORTS (KIPS,IN-KIPS)	STRUCTURE DISPLACEMENTS AT SUPPORTS (IN,RAD)	PILE DISPLACEMENTS AT SUPPORTS (IN,RAD)	PILE-STRUCTURE RESULTANT DISPLACEMENTS DIFFERENCE (IN,RAD)	PILE-STRUCTURE RESULTANT DISPLACEMENTS PERCENT DIFFERENCE
1010	1	-21.0508	-.06210	-.02962		
1010	2	-22.9785	-.00297	-.03255	.0180	.4085
1010	3	-79.5702	-.01328	-.01328		
1010	4	-806.8722	.00003	.00060		
1010	5	-15793.6099	-.00118	-.00055	.0004	.4461
1010	6	3207.4325	.00334	.00334		
1011	1	-6.4986	-.00432	-.00459		
1011	2	-427.5318	-.14724	-.14723	.0000	.0000
1011	3	1527.9825	.25504	.25504		
1011	4	10777.2362	.00228	.00228		
1011	5	-745.7545	-.00008	-.00007	.0000	.0000
1011	6	3775.4540	.00393	.00393		
1012	1	-3.2501	-.00104	-.00103		
1012	2	419.0474	.14484	.14484	.0000	.0000
1012	3	-1907.0928	-.31832	-.31832		
1012	4	-10307.0720	-.00224	-.00224		
1012	5	-56.6032	-.00002	-.00002	.0000	.0000
1012	6	3912.5600	.00407	.00407		

SIMAN-NONLINEAR SUPPORT ITERATIONS

LOAD CONDITION NO. 10
CYCLE NO. 1

DATE 08/30/76

3-PILE ACMR STRUCTURE -- U.S. NAVY (42-IN. DIAMETER PILING) -- J.ATKINSON

NONLINEAR SUPPORT JOINT NO.	DEGREE OF FREEDOM	STRUCTURE ACTIONS AT NONLINEAR SUPPORTS (KIPS,IN-KIPS)	STRUCTURE DISPLACEMENTS AT SUPPORTS (IN,RAD)	PILE DISPLACEMENTS AT SUPPORTS (IN,RAD)	PILE-STRUCTURE RESULTANT DISPLACEMENTS DIFFERENCE (IN,RAD)	PERCENT DIFFERENCE
1010	1	21.5802	.00205	.00204		
1010	2	-1.8132	-.00425	-.00424		
1010	3	-138.4397	-.02311	-.02311		
1010	4	1067.8485	.00008	.00008		
1010	5	15964.8193	.00120	.00120		
1010	6	-3142.8489	-.00327	-.00327		
1011	1	6.0177	.00412	.00442		
1011	2	409.5098	.14425	.14508		
1011	3	-1876.2142	-.31317	-.31317		
1011	4	-11217.8719	-.00265	-.00227		
1011	5	725.3428	.00007	.00007		
1011	6	-3683.0096	-.00383	-.00383		
1012	1	3.1725	.00022	.00010		
1012	2	-452.7752	-.14710	-.14561		
1012	3	1661.1628	.26726	.26726		
1012	4	9954.9498	.00226	.00224		
1012	5	-166.0394	-.00000	.00000		
1012	6	-3936.4304	-.00410	-.00410		

5-PILE ACRN STRUCTURE -- U.S. NAVY (42-IN. DIAMETER PILING) -- J.ATKINSON

SOLUTION SUPPORT JOINT NO.	DEGREE OF FREEDOM	STRUCTURE ACTIONS AT SOLUTION SUPPORTS (KIPS,I-KIPS)	STRUCTURE DISPLACEMENTS AT SUPPORTS (IN,RAD)	PILE DISPLACEMENTS AT SUPPORTS (IN,RAD)	PILE-STRUCTURE RESULTANT DISPLACEMENTS DIFFERENCE (IN,RAD)	PERCENT DIFFERENCE
1010	1	21.5802	.00286	.00286		
1010	2	-2.8741	-.00451	-.00446	.0000	.0000
1010	3	-158.0075	-.02304	-.02304		
1010	4	1049.8811	.00008	.00008		
1010	5	15464.3476	.00120	.00120	.0000	.0000
1010	6	-5142.7286	-.00327	-.00327		
1011	1	5.0202	.00417	.00442		
1011	2	408.2699	.14494	.14494	.0000	.0000
1011	3	-1976.0973	-.31315	-.31315		
1011	4	-11195.4775	-.00226	-.00226		
1011	5	725.0488	.00007	.00007	.0000	.0000
1011	6	-3585.1023	-.00383	-.00383		
1012	1	5.1685	.00020	.00009		
1012	2	-454.0950	-.14636	-.14636	.0000	.0000
1012	3	1061.2835	.26728	.26728		
1012	4	10074.5747	.00225	.00225		
1012	5	-108.5762	-.00000	.00000	.0000	.0000
1012	6	-3956.5725	-.00410	-.00410		

S T R A N - P I L E A N A L Y S I S

LOAD CONDITION NO. 7 — PAGE 1
PILE JOINT NO. 1010 — DATE 08/30/76

3-PILE ACHR STRUCTURE -- U.S. NAVY (42-IN. DIAMETER PILING) -- J.ATKINSON

PILE LENGTH (FT)	DEFLECTION NORMAL TO PILE (INCHES)	BENDING MOMENT (IN-KIPS)	PILE LENGTH (FT)	DEFLECTION NORMAL TO PILE (INCHES)	BENDING MOMENT (IN-KIPS)	PILE LENGTH (FT)	DEFLECTION NORMAL TO PILE (INCHES)	BENDING MOMENT (IN-KIPS)
0.00	.0845	5351.40	68.94	.0000	.00	137.88	.0000	-.00
2.03	.0542	11567.56	70.97	-.0000	.00	139.90	.0000	.00
4.06	.0265	17787.82	72.99	-.0000	.00	141.93	-.0000	.00
6.08	.0100	24014.31	75.02	-.0000	-.00	143.96	-.0000	.00
8.11	.0012	16564.08	77.05	-.0000	-.00	145.99	-.0000	-.00
10.14	-.0004	5848.14	79.08	.0000	-.00	148.01	.0000	-.00
12.17	-.0005	164.90	81.10	.0000	.00	150.04	.0000	.00
14.19	-.0001	-709.61	83.13	.0000	.00	152.07	-.0000	.00
16.22	.0000	-261.80	85.16	-.0000	.00	154.10	-.0000	-.00
18.25	.0000	-26.03	87.19	-.0000	-.00	156.12	.0000	-.00
20.28	.0000	15.94	89.21	.0000	-.00	158.15	.0000	-.00
22.30	-.0000	6.18	91.24	.0000	.00	160.18	.0000	.00
24.33	-.0000	.45	93.27	.0000	.00	162.21	-.0000	.00
26.36	-.0000	-.31	95.30	-.0000	.00	164.23	-.0000	-.00
28.39	.0000	-.10	97.32	-.0000	-.00	166.26	.0000	-.00
30.41	.0000	-.00	99.35	.0000	-.00	168.29	.0000	.00
32.44	.0000	.00	101.38	.0000	.00	170.32	-.0000	.00
34.47	-.0000	.00	103.41	-.0000	.00	172.35	-.0000	.00
36.50	-.0000	-.00	105.43	-.0000	.00	174.37	-.0000	-.00
38.52	-.0000	-.00	107.46	-.0000	-.00	176.40	.0000	-.00
40.55	.0000	-.00	109.49	.0000	-.00	178.43	.0000	.00
42.58	.0000	.00	111.52	.0000	.00	180.46	-.0000	.00
44.61	.0000	.00	113.55	-.0000	.00	182.48	-.0000	-.00
46.63	-.0000	.00	115.57	-.0000	-.00	184.51	-.0000	-.00
48.66	-.0000	-.00	117.60	-.0000	-.00	186.54	.0000	-.00
50.69	.0000	-.00	119.63	.0000	-.00	188.57	.0000	.00
52.72	.0000	.00	121.66	.0000	.00	190.59	-.0000	.00
54.74	.0000	.00	123.68	-.0000	.00	192.62	-.0000	-.00
56.77	-.0000	.00	125.71	-.0000	-.00	194.65	.0000	-.00
58.80	-.0000	.00	127.74	.0000	-.00	196.68	.0000	.00
60.83	-.0000	-.00	129.77	.0000	-.00	198.70	.0000	.00
62.85	-.0000	-.00	131.79	.0000	.00	200.73	-.0000	.00
64.88	.0000	-.00	133.82	-.0000	.00	202.76	-.0000	.00
66.91	.0000	.00	135.85	-.0000	-.00			

3-PILE ACNR STRUCTURE -- U.S. NAVY (42-IN. DIAMETER PILING) -- J.AIKINSON

PILE LENGTH (FT)	DEFLECTION NORMAL TO PILE (INCHES)	BENDING MOMENT (IN-KIPS)	PILE LENGTH (FT)	DEFLECTION NORMAL TO PILE (INCHES)	BENDING MOMENT (IN-KIPS)	PILE LENGTH (FT)	DEFLECTION NORMAL TO PILE (INCHES)	BENDING MOMENT (IN-KIPS)
0.00	.0457	7463.99	68.94	.0000	.00	137.88	.0000	-.00
2.03	.0409	14240.29	70.97	-.0000	.00	139.90	.0000	.00
4.05	.0317	20581.93	72.99	-.0000	.00	141.93	-.0000	.00
6.08	.0210	27131.36	75.02	-.0000	-.00	143.96	-.0000	.00
8.11	.0113	16529.97	77.05	-.0000	-.00	145.99	-.0000	-.00
10.14	-.0010	8446.26	79.08	.0000	-.00	148.01	.0000	-.00
12.17	-.0006	157.42	81.10	.0000	.00	150.04	.0000	.00
14.19	-.0001	-891.45	83.13	.0000	.00	152.07	-.0000	.00
16.22	.0000	-312.71	85.16	-.0000	.00	154.10	-.0000	-.00
18.25	.0000	-27.54	87.17	-.0000	-.00	156.12	.0000	-.00
20.28	.0000	18.09	89.21	.0000	-.00	158.15	.0000	-.00
22.30	-.0000	6.57	91.24	.0000	.00	160.18	.0000	.00
24.33	-.0000	.46	93.27	.0000	.00	162.21	-.0000	.00
26.36	-.0000	-.35	95.30	-.0000	.00	164.23	-.0000	-.00
28.39	.0000	-.11	97.32	-.0000	-.00	166.26	.0000	-.00
30.41	.0000	-.00	99.35	.0000	-.00	168.29	.0000	.00
32.44	.0000	.01	101.38	.0000	.00	170.32	-.0000	.00
34.47	-.0000	.00	103.41	-.0000	.00	172.35	-.0000	.00
36.50	-.0000	-.00	105.43	-.0000	.00	174.37	-.0000	-.00
38.52	-.0000	-.00	107.46	-.0000	-.00	176.40	.0000	-.00
40.55	.0000	-.00	109.49	.0000	-.00	178.43	.0000	.00
42.58	.0000	.00	111.52	.0000	.00	180.46	-.0000	.00
44.61	.0000	.00	113.55	-.0000	.00	182.48	-.0000	-.00
46.63	-.0000	.00	115.57	-.0000	-.00	184.51	-.0000	-.00
48.66	-.0000	-.00	117.60	-.0000	-.00	186.54	.0000	-.00
50.69	.0000	-.00	119.63	.0000	-.00	188.57	.0000	.00
52.72	.0000	.00	121.66	.0000	.00	190.59	-.0000	.00
54.74	.0000	.00	123.68	-.0000	.00	192.62	-.0000	-.00
56.77	-.0000	.00	125.71	-.0000	-.00	194.65	.0000	-.00
58.80	-.0000	.00	127.74	.0000	-.00	196.68	.0000	.00
60.83	-.0000	-.00	129.77	.0000	-.00	198.70	.0000	.00
62.86	-.0000	-.00	131.79	.0000	.00	200.73	-.0000	.00
64.88	.0000	-.00	133.82	-.0000	.00	202.76	-.0000	.00
66.91	.0000	.00	135.85	-.0000	-.00			

3-PILE ACHR STRUCTURE -- U.S. NAVY (42-IN. DIAMETER PILING) -- J.ATKINSON

PILE LENGTH (FT)	DEFLECTION NORMAL TO PILE (INCHES)	BENDING MOMENT (IN-KIPS)	PILE LENGTH (FT)	DEFLECTION NORMAL TO PILE (INCHES)	BENDING MOMENT (IN-KIPS)	PILE LENGTH (FT)	DEFLECTION NORMAL TO PILE (INCHES)	BENDING MOMENT (IN-KIPS)
0.00	.1762	12857.15	68.94	.0000	.00	137.88	.0000	-.00
2.03	.1124	24904.82	70.97	-.0000	.00	139.90	.0000	.00
4.06	.0595	36949.44	72.99	-.0000	.00	141.93	-.0000	.00
6.08	.0213	46961.27	75.02	-.0000	-.00	143.96	-.0000	.00
8.11	.0028	54573.10	77.05	-.0000	-.00	145.99	-.0000	-.00
10.14	-.0017	12503.03	79.08	.0000	-.00	148.01	.0000	-.00
12.17	-.0011	550.90	81.10	.0000	.00	150.04	.0000	.00
14.19	-.0002	-1450.14	83.13	.0000	.00	152.07	-.0000	.00
16.22	.0000	-594.53	85.16	-.0000	.00	154.10	-.0000	-.00
18.25	.0000	-57.39	87.19	-.0000	-.00	156.12	.0000	-.00
20.28	.0000	32.33	89.21	.0000	-.00	158.15	.0000	-.00
22.30	-.0000	15.01	91.24	.0000	.00	160.18	.0000	.00
24.33	-.0000	1.04	93.27	.0000	.00	162.21	-.0000	.00
26.36	-.0000	-.43	95.30	-.0000	.00	164.23	-.0000	-.00
28.39	.0000	-.21	97.32	-.0000	-.00	166.26	.0000	-.00
30.41	.0000	-.01	99.35	.0000	-.00	168.29	.0000	.00
32.44	.0000	.01	101.38	.0000	.00	170.32	.0000	.00
34.47	-.0000	.00	103.41	-.0000	.00	172.35	-.0000	.00
36.50	-.0000	-.00	105.43	-.0000	.00	174.37	-.0000	-.00
38.52	-.0000	-.00	107.46	-.0000	-.00	176.40	.0000	-.00
40.55	.0000	-.00	109.49	.0000	-.00	178.43	.0000	.00
42.58	.0000	.00	111.52	.0000	.00	180.46	-.0000	.00
44.61	.0000	.00	113.55	-.0000	.00	182.48	-.0000	-.00
46.63	-.0000	.00	115.57	-.0000	-.00	184.51	-.0000	-.00
48.66	-.0000	-.00	117.60	-.0000	-.00	186.54	.0000	-.00
50.69	.0000	-.00	119.63	.0000	-.00	188.57	.0000	.00
52.72	.0000	-.00	121.66	.0000	.00	190.59	-.0000	.00
54.74	.0000	.00	123.68	-.0000	.00	192.62	-.0000	-.00
56.77	-.0000	.00	125.71	-.0000	-.00	194.65	.0000	-.00
58.80	-.0000	.00	127.74	.0000	-.00	196.68	.0000	.00
60.83	-.0000	-.00	129.77	.0000	-.00	198.70	.0000	.00
62.86	-.0000	-.00	131.79	.0000	.00	200.73	-.0000	.00
64.88	.0000	-.00	133.82	-.0000	.00	202.76	-.0000	.00
66.91	.0000	.00	135.85	-.0000	-.00			

S T R A N - P I L E A N A L Y S I S

3-PILE ACMR STRUCTURE -- U.S. NAVY (42-IN. DIAMETER PILING) -- J.ATKINSON

PILE LENGTH (FT)	DEFLECTION NORMAL TO PILE (INCHES)	BENDING MOMENT (IN-KIPS)	PILE LENGTH (FT)	DEFLECTION NORMAL TO PILE (INCHES)	BENDING MOMENT (IN-KIPS)	PILE LENGTH (FT)	DEFLECTION NORMAL TO PILE (INCHES)	BENDING MOMENT (IN-KIPS)
0.00	.0777	5454.60	68.94	.0000	.00	157.88	.0000	-.00
2.03	.0749	11041.51	70.97	-.0000	.00	159.90	.0000	.00
4.06	.0690	16556.27	72.99	-.0000	.00	161.93	-.0000	.00
6.09	.0591	22069.40	75.02	-.0000	-.00	165.96	-.0000	.00
8.11	.0511	15105.30	77.05	-.0000	-.00	165.99	-.0000	-.00
10.14	-.0000	5814.70	79.08	.0000	-.00	168.01	.0000	-.00
12.17	-.0009	199.45	81.10	.0000	.00	170.04	.0000	.00
14.19	-.0061	-852.35	83.13	.0000	.00	172.07	-.0000	.00
16.22	.0000	-257.01	85.16	-.0000	.00	174.10	-.0000	-.00
18.25	.0000	-23.19	87.19	-.0000	-.00	176.12	.0000	-.00
20.28	.0000	14.71	89.21	.0000	-.00	178.15	.0000	-.00
22.33	-.0000	5.84	91.24	.0000	.00	180.18	.0000	.00
24.33	-.0000	.40	93.27	.0000	.00	182.21	-.0000	.00
26.36	-.0000	-.29	95.30	-.0000	.00	184.23	-.0000	-.00
28.39	.0000	-.09	97.32	-.0000	-.00	186.26	.0000	-.00
30.41	.0000	-.00	99.35	.0000	-.00	188.29	.0000	.00
32.44	.0000	.00	101.38	.0000	.00	190.32	-.0000	.00
34.47	-.0000	.00	103.41	-.0000	.00	192.35	-.0000	.00
36.51	-.0000	-.00	105.43	-.0000	.00	194.37	-.0000	-.00
38.52	-.0000	-.00	107.46	-.0000	-.00	196.40	.0000	-.00
40.55	.0000	-.00	109.49	.0000	-.00	198.43	.0000	.00
42.58	.0000	.00	111.52	.0000	.00	200.46	-.0000	.00
44.61	.0000	.00	113.55	-.0000	.00	202.48	-.0000	-.00
46.63	-.0000	.00	115.57	-.0000	-.00	204.51	-.0000	-.00
48.66	-.0000	-.00	117.60	-.0000	-.00	206.54	.0000	-.00
50.69	.0000	-.00	119.63	.0000	-.00	208.57	.0000	.00
52.72	.0000	.00	121.66	.0000	.00	210.59	-.0000	.00
54.74	.0000	.00	123.68	-.0000	.00	212.62	-.0000	-.00
56.77	-.0000	.00	125.71	-.0000	-.00	214.65	.0000	-.00
58.80	-.0000	.00	127.74	.0000	-.00	216.68	.0000	.00
60.83	-.0000	-.00	129.77	.0000	-.00	218.70	.0000	.00
62.86	-.0000	-.00	131.79	.0000	.00	220.73	-.0000	.00
64.89	.0000	-.00	133.82	-.0000	.00	222.76	-.0000	-.00
66.91	.0000	.00	135.85	-.0000	-.00			

S T R A N - P I L E A N A L Y S I S

LOAD CONDITION NO. 8
PILE JOINT NO. 1011

DATE 08/30/76

3-PILE ACHR STRUCTURE -- U.S. NAVY (42-IN. DIAMETER PILING) -- J.ATKINSON

PILE LENGTH (FT)	DEFLECTION NORMAL TO PILE (INCHES)	BENDING MOMENT (IN-KIPS)	PILE LENGTH (FT)	DEFLECTION NORMAL TO PILE (INCHES)	BENDING MOMENT (IN-KIPS)	PILE LENGTH (FT)	DEFLECTION NORMAL TO PILE (INCHES)	BENDING MOMENT (IN-KIPS)
0.00	.0851	7566.97	68.94	.0000	.00	137.88	.0000	-.00
2.03	.0539	13110.54	70.97	-.0000	.00	139.90	.0000	.00
4.06	.0280	18527.91	72.99	-.0000	.00	141.93	-.0000	.00
6.08	.0097	24136.44	75.02	-.0000	-.00	143.96	-.0000	.00
8.11	.0011	16387.76	77.05	-.0000	-.00	145.99	-.0000	-.00
10.14	-.0009	5657.50	79.08	.0000	-.00	148.01	.0000	-.00
12.17	-.0005	116.32	81.10	.0000	.00	150.04	.0000	.00
14.19	-.0001	-713.65	83.13	.0000	.00	152.07	-.0000	.00
16.22	.0000	-275.84	85.16	-.0000	.00	154.10	-.0000	-.00
18.25	.0000	-23.83	87.19	-.0000	-.00	156.12	.0000	-.00
20.28	.0000	16.16	89.21	.0000	-.00	158.15	.0000	-.00
22.30	-.0000	5.07	91.24	.0000	.00	160.18	.0000	.00
24.33	-.0000	.41	93.27	-.0000	.00	162.21	-.0000	.00
26.36	-.0000	-.32	95.30	-.0000	.00	164.23	-.0000	-.00
28.39	.0000	-.10	97.32	-.0000	-.00	166.26	.0000	-.00
30.41	.0000	-.00	99.35	.0000	-.00	168.29	.0000	.00
32.44	.0000	.00	101.38	.0000	.00	170.32	-.0000	.00
34.47	-.0000	.00	103.41	-.0000	.00	172.35	-.0000	.00
36.50	-.0000	-.00	105.43	-.0000	.00	174.37	-.0000	-.00
38.52	-.0000	-.00	107.46	-.0000	-.00	176.40	.0000	-.00
40.55	.0000	-.00	109.49	.0000	-.00	178.43	.0000	.00
42.58	.0000	.00	111.52	.0000	.00	180.46	-.0000	.00
44.61	.0000	.00	113.55	-.0000	.00	182.48	-.0000	-.00
46.63	-.0000	.00	115.57	-.0000	-.00	184.51	-.0000	-.00
48.66	-.0000	-.00	117.60	-.0000	-.00	186.54	.0000	-.00
50.69	.0000	-.00	119.63	.0000	-.00	188.57	.0000	.00
52.72	.0000	.00	121.66	.0000	.00	190.59	-.0000	.00
54.74	.0000	.00	123.68	-.0000	.00	192.62	-.0000	-.00
56.77	-.0000	.00	125.71	-.0000	-.00	194.65	.0000	-.00
58.80	-.0000	.00	127.74	.0000	-.00	196.68	.0000	.00
60.83	-.0000	-.00	129.77	.0000	.00	198.70	.0000	.00
62.86	-.0000	-.00	131.79	.0000	.00	200.73	-.0000	.00
64.88	.0000	-.00	133.82	-.0000	.00	202.76	-.0000	.00
66.91	.0000	.00	135.85	-.0000	-.00			

3-PILE ACMR STRUCTURE -- U.S. NAVY (42-IN. DIAMETER PILING) -- J.ATKINSON

PILE LENGTH (FT)	DEFLECTION NORMAL TO PILE (INCHES)	BENDING MOMENT (IN-KIPS)	PILE LENGTH (FT)	DEFLECTION NORMAL TO PILE (INCHES)	BENDING MOMENT (IN-KIPS)	PILE LENGTH (FT)	DEFLECTION NORMAL TO PILE (INCHES)	BENDING MOMENT (IN-KIPS)
0.00	.1071	12504.26	66.94	.0000	.00	137.88	.0000	-.00
2.03	.1057	23050.58	70.97	-.0000	.00	139.90	.0000	-.00
4.06	.0901	32475.20	72.99	-.0000	.00	141.93	-.0000	.00
6.08	.0747	39995.81	75.02	-.0000	-.00	143.96	-.0000	.00
8.11	.0626	45814.55	77.05	-.0000	-.00	145.99	-.0000	-.00
10.14	-.0010	49062.06	79.08	.0000	-.00	148.01	.0000	-.00
12.17	-.0010	500.56	81.10	.0000	.00	150.04	.0000	.00
14.19	-.0002	-1341.05	83.13	.0000	.00	152.07	-.0000	.00
16.22	.0000	-555.05	85.16	-.0000	.00	154.10	-.0000	-.00
18.25	.0000	-51.94	87.19	-.0000	-.00	156.12	.0000	-.00
20.28	.0000	51.21	89.21	.0000	-.00	158.15	.0000	-.00
22.30	-.0000	12.17	91.24	.0000	.00	160.18	.0000	.00
24.33	-.0000	.00	93.27	.0000	.00	162.21	-.0000	.00
26.36	-.0000	-.01	95.30	-.0000	.00	164.23	-.0000	-.00
28.39	.0000	-.20	97.32	-.0000	-.00	166.26	.0000	-.00
30.41	.0000	-.01	99.35	.0000	-.00	168.29	.0000	.00
32.44	.0000	.01	101.38	.0000	.00	170.32	.0000	.00
34.47	-.0000	.00	103.41	-.0000	.00	172.35	-.0000	.00
36.50	-.0000	-.00	105.43	-.0000	.00	174.37	-.0000	-.00
38.52	-.0000	-.00	107.46	-.0000	-.00	176.40	.0000	-.00
40.55	.0000	-.00	109.49	.0000	-.00	178.43	.0000	.00
42.58	.0000	.00	111.52	.0000	.00	180.46	-.0000	.00
44.61	.0000	.00	113.55	-.0000	.00	182.48	-.0000	-.00
46.63	-.0000	.00	115.57	-.0000	-.00	184.51	-.0000	-.00
48.66	-.0000	-.00	117.60	-.0000	-.00	186.54	.0000	-.00
50.69	.0000	-.00	119.63	.0000	-.00	188.57	.0000	.00
52.72	.0000	-.00	121.66	.0000	.00	190.59	-.0000	.00
54.74	.0000	.00	123.68	-.0000	.00	192.62	-.0000	-.00
56.77	-.0000	.00	125.71	-.0000	-.00	194.65	.0000	-.00
58.80	-.0000	.00	127.74	.0000	-.00	196.68	.0000	.00
60.83	-.0000	-.00	129.77	.0000	-.00	198.70	.0000	.00
62.86	-.0000	-.00	131.79	.0000	.00	200.73	-.0000	.00
64.89	.0000	-.00	133.82	-.0000	.00	202.76	-.0000	.00
66.91	.0000	.00	135.85	-.0000	-.00			

3-PILE ACMR STRUCTURE -- U.S. NAVY (42-IN. DIAMETER PILING) -- J.ATKINSON

PILE LENGTH (FT)	DEFLECTION NORMAL TO PILE (INCHES)	BENDING MOMENT (IN-KIPS)	PILE LENGTH (FT)	DEFLECTION NORMAL TO PILE (INCHES)	BENDING MOMENT (IN-KIPS)	PILE LENGTH (FT)	DEFLECTION NORMAL TO PILE (INCHES)	BENDING MOMENT (IN-KIPS)
0.00	.0441	10073.43	68.94	.0000	.00	137.68	.0000	-.00
2.03	.0263	10833.29	70.97	-.0000	.00	139.90	.0000	.00
4.06	.0124	11592.80	72.99	-.0000	.00	141.93	-.0000	.00
6.08	.0040	12351.54	75.02	-.0000	-.00	143.96	-.0000	-.00
8.11	.0002	13107.56	77.05	-.0000	-.00	145.99	-.0000	-.00
10.14	-.0005	2308.44	79.08	.0000	-.00	148.01	.0000	-.00
12.17	-.0002	-121.09	81.10	.0000	.00	150.04	.0000	.00
14.19	-.0000	-304.10	83.13	-.0000	.00	152.07	-.0000	.00
16.22	.0000	-121.21	85.16	-.0000	.00	154.10	-.0000	-.00
18.25	.0000	-5.52	87.19	-.0000	-.00	156.12	.0000	-.00
20.28	.0000	8.54	89.21	.0000	-.00	158.15	.0000	.00
22.30	-.0000	2.70	91.24	.0000	.00	160.18	.0000	.00
24.33	-.0000	.08	93.27	-.0000	.00	162.21	-.0000	.00
26.36	-.0000	-.17	95.30	-.0000	-.00	164.23	-.0000	-.00
28.39	.0000	-.04	97.32	-.0000	-.00	166.26	.0000	-.00
30.41	.0000	.00	99.35	.0000	-.00	168.29	.0000	.00
32.44	.0000	.00	101.38	.0000	.00	170.32	-.0000	.00
34.47	-.0000	.00	103.41	-.0000	.00	172.35	-.0000	-.00
36.50	-.0000	-.00	105.43	-.0000	-.00	174.37	-.0000	-.00
38.52	-.0000	-.00	107.46	-.0000	-.00	176.40	.0000	-.00
40.55	.0000	-.00	109.49	.0000	-.00	178.43	.0000	.00
42.58	.0000	.00	111.52	.0000	.00	180.46	-.0000	.00
44.61	-.0000	.00	113.55	-.0000	.00	182.48	-.0000	-.00
46.63	-.0000	.00	115.57	-.0000	-.00	184.51	.0000	-.00
48.66	-.0000	-.00	117.60	.0000	-.00	186.54	.0000	.00
50.69	.0000	-.00	119.63	.0000	-.00	188.57	.0000	.00
52.72	.0000	.00	121.66	.0000	.00	190.59	-.0000	.00
54.74	.0000	.00	123.68	-.0000	.00	192.62	-.0000	-.00
56.77	-.0000	.00	125.71	-.0000	-.00	194.65	.0000	-.00
58.80	-.0000	-.00	127.74	.0000	-.00	196.68	.0000	.00
60.83	-.0000	-.00	129.77	.0000	.00	198.70	-.0000	.00
62.86	.0000	-.00	131.79	-.0000	.00	200.73	-.0000	.00
64.88	.0000	-.00	133.82	-.0000	.00	202.76	-.0000	0.00
66.91	.0000	.00	135.85	-.0000	-.00			

S T R A N - P I L E A N A L Y S I S

LOAD CONDITION NO. 9
PILE JOINT NO. 1011

PAGE 8
DATE 08/30/76

3-PILE ACMR STRUCTURE -- U.S. NAVY (42-IN. DIAMETER PILING) -- J.ATKINSON

PILE LENGTH (FT)	DEFLECTION NORMAL TO PILE (INCHES)	BENDING MOMENT (IN-KIPS)	PILE LENGTH (FT)	DEFLECTION NORMAL TO PILE (INCHES)	BENDING MOMENT (IN-KIPS)	PILE LENGTH (FT)	DEFLECTION NORMAL TO PILE (INCHES)	BENDING MOMENT (IN-KIPS)
0.00	.1473	10795.24	68.94	.0000	.00	137.86	.0000	-.00
2.03	.0940	21115.94	70.97	-.0000	.00	139.90	.0000	.00
4.06	.0492	31449.71	72.99	-.0000	.00	141.93	-.0000	.00
6.08	.0171	41802.95	75.02	-.0000	-.00	143.96	-.0000	.00
8.11	.0020	26592.01	77.05	-.0000	-.00	145.99	-.0000	-.00
10.14	-.0015	10044.96	79.08	.0000	-.00	148.01	.0000	-.00
12.17	-.0009	261.00	81.10	.0000	.00	150.04	.0000	.00
14.19	-.0002	-1234.63	83.13	.0000	.00	152.07	-.0000	.00
16.22	.0000	-485.91	85.16	-.0000	.00	154.10	-.0000	-.00
18.25	.0000	-43.84	87.19	-.0000	-.00	156.12	.0000	-.00
20.28	.0000	27.80	89.21	.0000	-.00	158.15	.0000	-.00
22.30	-.0000	10.67	91.24	.0000	.00	160.18	.0000	.00
24.33	-.0000	.76	93.27	.0000	.00	162.21	-.0000	.00
26.36	-.0000	-.54	95.30	-.0000	.00	164.23	-.0000	-.00
28.39	.0000	-.17	97.32	-.0000	-.00	166.26	.0000	-.00
30.41	.0000	-.01	99.35	.0000	-.00	168.29	.0000	.00
32.44	.0000	.01	101.38	.0000	.00	170.32	.0000	.00
34.47	-.0000	.00	103.41	-.0000	.00	172.35	-.0000	.00
36.50	-.0000	-.00	105.43	-.0000	.00	174.37	-.0000	-.00
38.52	-.0000	-.00	107.46	-.0000	-.00	176.40	.0000	-.00
40.55	.0000	-.00	109.49	.0000	-.00	178.43	.0000	.00
42.58	.0000	.00	111.52	.0000	.00	180.46	-.0000	.00
44.61	.0000	.00	113.55	-.0000	.00	182.48	-.0000	-.00
46.63	-.0000	.00	115.57	-.0000	-.00	184.51	-.0000	-.00
48.66	-.0000	-.00	117.60	-.0000	-.00	186.54	.0000	-.00
50.69	.0000	-.00	119.63	.0000	-.00	188.57	.0000	.00
52.72	.0000	.00	121.66	.0000	.00	190.59	-.0000	.00
54.74	.0000	.00	123.68	-.0000	.00	192.62	-.0000	-.00
56.77	-.0000	.00	125.71	-.0000	-.00	194.65	.0000	-.00
58.80	-.0000	.00	127.74	.0000	-.00	196.68	.0000	.00
60.83	-.0000	-.00	129.77	.0000	-.00	198.70	.0000	.00
62.86	-.0000	-.00	131.79	.0000	.00	200.73	-.0000	.00
64.88	.0000	-.00	133.82	-.0000	.00	202.76	-.0000	-.00
66.91	.0000	.00	135.85	-.0000	-.00			

STRAN-PILE ANALYSIS

LOAD CONDITION NO. 9
PILE JOINT NO. 1012

3-PILE ACMR STRUCTURE -- U.S. NAVY (42-IN. DIAMETER PILING) -- J.ATKINSON

PILE LENGTH (FT)	DEFLECTION NORMAL TO PILE (INCHES)	BENDING MOMENT (IN-KIPS)	PILE LENGTH (FT)	DEFLECTION NORMAL TO PILE (INCHES)	BENDING MOMENT (IN-KIPS)	PILE LENGTH (FT)	DEFLECTION NORMAL TO PILE (INCHES)	BENDING MOMENT (IN-KIPS)
0.00	.1448	10307.21	68.94	.0000	.00	137.88	.0000	-.00
2.03	.0924	20603.33	70.97	-.0000	.00	139.90	.0000	.00
4.05	.0484	30883.53	72.99	-.0000	.00	141.93	-.0000	.00
6.08	.0169	41139.87	75.02	-.0000	-.00	143.96	-.0000	.00
8.11	.0020	28249.86	77.05	-.0000	-.00	145.99	-.0000	-.00
10.14	-.0014	9886.91	79.08	.0000	-.00	148.01	.0000	-.00
12.17	-.0009	272.55	81.10	.0000	.00	150.04	.0000	.00
14.19	-.0002	-1217.26	83.13	.0000	.00	152.07	-.0000	.00
16.22	.0000	-475.50	85.16	-.0000	.00	154.10	-.0000	-.00
18.25	.0000	-42.98	87.19	-.0000	-.00	156.12	.0000	-.00
20.28	.0000	27.45	89.21	.0000	-.00	158.15	.0000	-.00
22.30	-.0000	10.51	91.24	.0000	.00	160.18	.0000	.00
24.33	-.0000	.74	93.27	.0000	.00	162.21	-.0000	.00
26.36	-.0000	-.54	95.30	-.0000	.00	164.23	-.0000	-.00
28.39	.0000	-.17	97.32	-.0000	-.00	166.26	.0000	-.00
30.41	.0000	-.01	99.35	.0000	-.00	168.29	.0000	.00
32.44	.0000	.01	101.38	.0000	.00	170.32	-.0000	.00
34.47	-.0000	.00	103.41	-.0000	.00	172.35	-.0000	.00
36.50	-.0000	-.00	105.43	-.0000	.00	174.37	-.0000	-.00
38.52	-.0000	-.00	107.46	-.0000	-.00	176.40	.0000	-.00
40.55	.0000	-.00	109.49	.0000	-.00	178.43	.0000	.00
42.58	.0000	.00	111.52	.0000	.00	180.46	-.0000	.00
44.61	.0000	.00	113.55	-.0000	.00	182.48	-.0000	-.00
46.63	-.0000	.00	115.57	-.0000	-.00	184.51	-.0000	-.00
48.66	-.0000	-.00	117.60	-.0000	-.00	186.54	.0000	-.00
50.69	.0000	-.00	119.63	.0000	-.00	188.57	.0000	.00
52.72	.0000	.00	121.66	.0000	.00	190.59	-.0000	.00
54.74	.0000	.00	123.68	-.0000	.00	192.62	-.0000	-.00
56.77	-.0000	.00	125.71	-.0000	-.00	194.65	.0000	-.00
58.80	-.0000	.00	127.74	.0000	-.00	196.68	.0000	.00
60.83	-.0000	-.00	129.77	.0000	-.00	198.70	.0000	.00
62.85	-.0000	-.00	131.79	.0000	.00	200.73	-.0000	.00
64.88	.0000	-.00	133.82	-.0000	.00	202.76	-.0000	.00
66.91	.0000	.00	135.85	-.0000	-.00			

S-PILE ACMR STRUCTURE -- U.S. NAVY (42-IN. DIAMETER PILING) -- J.ATKINSON

PILE LENGTH (FT)	DEFLECTION NORMAL TO PILE (INCHES)	BENDING MOMENT (IN-KIPS)	PILE LENGTH (FT)	DEFLECTION NORMAL TO PILE (INCHES)	BENDING MOMENT (IN-KIPS)	PILE LENGTH (FT)	DEFLECTION NORMAL TO PILE (INCHES)	BENDING MOMENT (IN-KIPS)
0.00	.0850	15946.42	68.94	.0000	.00	137.88	.0000	-.00
2.03	.0771	16351.91	70.97	-.0000	.00	139.90	.0000	.00
4.06	.0178	17062.27	72.99	-.0000	.00	141.93	-.0000	.00
6.08	.0054	17542.67	75.02	-.0000	-.00	143.96	-.0000	-.00
8.11	.0042	18000.96	77.05	-.0000	-.00	145.99	-.0000	-.00
10.14	-.0007	5130.59	79.08	.0000	-.00	148.01	.0000	-.00
12.17	-.0003	-221.07	81.10	.0000	.00	150.04	.0000	.00
14.19	-.0001	-519.36	83.13	-.0000	.00	152.07	-.0000	.00
16.22	.0000	-107.30	85.16	-.0000	.00	154.10	-.0000	-.00
18.25	.0000	-6.10	87.19	-.0000	-.00	156.12	.0000	-.00
20.28	.0000	12.24	89.21	.0000	-.00	158.15	.0000	.00
22.31	-.0000	3.74	91.24	.0000	.00	160.18	.0000	.00
24.33	-.0000	.68	93.27	-.0000	.00	162.21	-.0000	.00
26.36	-.0000	-.24	95.30	-.0000	.00	164.23	-.0000	-.00
28.39	.0000	-.06	97.32	-.0000	-.00	166.26	.0000	-.00
30.41	.0000	.00	99.35	.0000	-.00	168.29	.0000	.00
32.44	.0000	.00	101.38	.0000	.00	170.32	-.0000	.00
34.47	-.0000	.00	103.41	-.0000	.00	172.35	-.0000	-.00
36.50	-.0000	-.00	105.43	-.0000	-.00	174.37	-.0000	-.00
38.52	-.0000	-.00	107.46	-.0000	-.00	176.40	.0000	-.00
40.55	.0000	-.00	109.49	.0000	-.00	178.43	.0000	.00
42.58	.0000	.00	111.52	.0000	.00	180.46	-.0000	.00
44.61	-.0000	.00	113.55	-.0000	.00	182.48	-.0000	-.00
46.63	-.0000	.00	115.57	-.0000	-.00	184.51	.0000	-.00
48.66	-.0000	-.00	117.60	.0000	-.00	186.54	.0000	.00
50.69	.0000	-.00	119.63	.0000	-.00	188.57	.0000	.00
52.72	.0000	.00	121.66	.0000	.00	190.59	-.0000	.00
54.74	.0000	.00	123.68	-.0000	.00	192.62	-.0000	-.00
56.77	-.0000	.00	125.71	-.0000	-.00	194.65	.0000	-.00
58.80	-.0000	-.00	127.74	.0000	-.00	196.68	.0000	.00
60.83	-.0000	-.00	129.77	.0000	.00	198.70	-.0000	.00
62.85	.0000	-.00	131.79	-.0000	.00	200.73	-.0000	.00
64.88	.0000	-.00	133.82	-.0000	.00	202.76	-.0000	-.00
66.91	.0000	.00	135.85	-.0000	-.00			

STRAN-PILE ANALYSIS

LOAD CONDITION NO. 10
PILE JOINT NO. 1011

3-PILE ACMR STRUCTURE -- U.S. NAVY (42-IN. DIAMETER PILING) -- J.ATKINSON

PILE LENGTH (FT)	DEFLECTION NORMAL TO PILE (INCHES)	BENDING MOMENT (IN-KIPS)	PILE LENGTH (FT)	DEFLECTION NORMAL TO PILE (INCHES)	BENDING MOMENT (IN-KIPS)	PILE LENGTH (FT)	DEFLECTION NORMAL TO PILE (INCHES)	BENDING MOMENT (IN-KIPS)
0.00	.1450	11122.86	68.94	.0000	.00	137.88	.0000	-.00
2.03	.0925	21155.19	70.97	-.0000	.00	139.90	.0000	.00
4.06	.0462	31171.44	72.99	-.0000	.00	141.93	-.0000	.00
6.08	.0167	41164.00	75.02	-.0000	-.00	143.96	-.0000	.00
8.11	.0019	28167.00	77.05	-.0000	-.00	145.99	-.0000	-.00
10.14	-.0014	9815.80	79.08	.0000	-.00	148.01	.0000	-.00
12.17	-.0009	249.03	81.10	.0000	.00	150.04	.0000	.00
14.19	-.0002	-1217.83	83.13	.0000	.00	152.07	-.0000	.00
16.22	.0000	-476.17	85.16	-.0000	.00	154.10	-.0000	-.00
18.25	.0000	-42.14	87.19	-.0000	-.00	156.12	.0000	-.00
20.28	.0000	27.50	89.21	.0000	-.00	158.15	.0000	-.00
22.30	-.0000	10.46	91.24	.0000	.00	160.18	.0000	.00
24.33	-.0000	.75	93.27	.0000	.00	162.21	-.0000	.00
26.36	-.0000	-.54	95.30	-.0000	.00	164.23	-.0000	-.00
28.39	.0000	-.17	97.32	-.0000	-.00	166.26	.0000	-.00
30.41	.0000	-.01	99.35	.0000	-.00	168.29	.0000	.00
32.44	.0000	.01	101.38	.0000	.00	170.32	-.0000	.00
34.47	-.0000	.00	103.41	-.0000	.00	172.35	-.0000	.00
36.50	-.0000	-.00	105.43	-.0000	.00	174.37	-.0000	-.00
38.52	-.0000	-.00	107.46	-.0000	-.00	176.40	.0000	-.00
40.55	.0000	-.00	109.49	.0000	-.00	178.43	.0000	.00
42.58	.0000	.00	111.52	.0000	.00	180.46	-.0000	.00
44.61	.0000	.00	113.55	-.0000	.00	182.48	-.0000	-.00
46.63	-.0000	.00	115.57	-.0000	-.00	184.51	-.0000	-.00
48.66	-.0000	-.00	117.60	-.0000	-.00	186.54	.0000	-.00
50.69	.0000	-.00	119.63	.0000	-.00	188.57	.0000	.00
52.72	.0000	.00	121.66	.0000	.00	190.59	-.0000	.00
54.74	.0000	.00	123.68	-.0000	.00	192.62	-.0000	-.00
56.77	-.0000	.00	125.71	-.0000	-.00	194.65	.0000	-.00
58.80	-.0000	.00	127.74	.0000	-.00	196.68	.0000	.00
60.83	-.0000	-.00	129.77	.0000	-.00	198.70	.0000	.00
62.85	-.0000	-.00	131.79	.0000	.00	200.73	-.0000	.00
64.88	.0000	-.00	133.82	-.0000	.00	202.76	-.0000	.00
66.91	.0000	.00	135.85	-.0000	-.00			

3-PILE ACMR STRUCTURE -- U.S. NAVY (42-IN. DIAMETER PILING) -- J.ATKINSON

PILE LENGTH (FT)	DEFLECTION NORMAL TO PILE (INCHES)	BENDING MOMENT (IN-KIPS)	PILE LENGTH (FT)	DEFLECTION NORMAL TO PILE (INCHES)	BENDING MOMENT (IN-KIPS)	PILE LENGTH (FT)	DEFLECTION NORMAL TO PILE (INCHES)	BENDING MOMENT (IN-KIPS)
0.00	.1484	10074.97	68.94	.0000	.00	137.88	.0000	-.00
2.03	.1435	20551.95	70.97	-.0000	.00	139.90	.0000	.00
4.06	.1391	31042.76	72.99	-.0000	.00	141.93	-.0000	.00
6.09	.1371	41553.71	75.02	-.0000	-.00	143.96	-.0000	.00
8.11	.1321	52092.12	77.05	-.0000	-.00	145.99	-.0000	-.00
10.14	-.0114	10048.15	79.08	.0000	-.00	148.01	.0000	-.00
12.17	-.0109	295.29	81.10	.0000	.00	150.04	.0000	.00
14.19	-.0102	-1227.31	83.13	.0000	.00	152.07	-.0000	.00
16.22	.0000	-965.15	85.16	-.0000	.00	154.10	-.0000	-.00
18.25	.0000	-48.29	87.19	-.0000	-.00	156.12	.0000	-.00
20.28	.0000	27.61	89.21	.0000	-.00	158.15	.0000	-.00
22.30	-.0000	10.65	91.24	.0000	.00	160.18	.0000	.00
24.33	-.0000	.77	93.27	.0000	.00	162.21	-.0000	.00
26.36	-.0000	-.54	95.30	-.0000	.00	164.23	-.0000	-.00
28.39	.0000	-.17	97.32	-.0000	-.00	166.26	.0000	-.00
30.41	.0000	-.01	99.35	.0000	-.00	168.29	.0000	.00
32.44	.0000	.01	101.38	.0000	.00	170.32	.0000	.00
34.47	-.0000	.00	103.41	-.0000	.00	172.35	-.0000	.00
36.50	-.0000	-.00	105.43	-.0000	.00	174.37	-.0000	-.00
38.52	-.0000	-.00	107.46	-.0000	-.00	176.40	.0000	-.00
40.55	.0000	-.00	109.49	.0000	-.00	178.43	.0000	.00
42.58	.0000	.00	111.52	.0000	.00	180.46	-.0000	.00
44.61	.0000	.00	113.55	-.0000	.00	182.48	-.0000	-.00
46.63	-.0000	.00	115.57	-.0000	-.00	184.51	-.0000	-.00
48.66	-.0000	-.00	117.60	-.0000	-.00	186.54	.0000	-.00
50.69	.0000	-.00	119.63	.0000	-.00	188.57	.0000	.00
52.72	.0000	.00	121.66	.0000	.00	190.59	-.0000	.00
54.74	.0000	.00	123.68	-.0000	.00	192.62	-.0000	-.00
56.77	-.0000	.00	125.71	-.0000	-.00	194.65	.0000	-.00
58.80	-.0000	.00	127.74	.0000	-.00	196.68	.0000	.00
60.83	-.0000	-.00	129.77	.0000	-.00	198.70	.0000	.00
62.86	-.0000	-.00	131.79	.0000	.00	200.73	-.0000	.00
64.88	.0000	-.00	133.82	-.0000	.00	202.76	-.0000	.00
66.91	.0000	.00	135.85	-.0000	-.00			

STRAN - JOINT DEFLECTIONS AND ROTATIONS

DATE 08/30/76

LOAD CONDITION NO. 7

3-PILE ACMR STRUCTURE -- U.S. NAVY (42-IN. DIAMETER PILING) -- J.ATKINSON

JOINT NUMBER	DEFLECTION IN INCHES			ROTATION IN RADIANS			REMARKS
	X	Y	Z	X	Y	Z	
101	.11299	7.09722	-.03954	-.00031	-.00015	-.00320	
102	.11398	6.85853	-.10836	-.00049	.00012	.00183	
103	.11514	6.57658	-.00758	-.00035	.00025	.00413	
104	-.11046	6.98759	-.14919	-.00010	-.00023	.00229	
105	-.11204	6.70674	-.15608	-.00038	.00022	.00092	
106	-.33755	6.83518	-.14249	-.00042	-.00049	.00171	
201	.12108	7.04907	-.03811	-.00028	-.00001	-.00339	
202	.11948	6.77099	-.12231	-.00116	.00011	.00163	
203	.09869	6.52470	-.00809	-.00028	.00005	.00424	
204	-.09595	6.89278	-.19109	-.00004	-.00065	.00216	
205	-.09705	6.65423	-.31852	-.00099	-.00063	.00060	
206	-.20181	6.70551	-.14153	-.00003	-.00026	.00160	
301	.10219	6.76264	-.03411	-.00413	-.00003	-.00371	
303	.10596	6.26404	-.00807	-.00406	.00010	.00467	
306	-.21699	6.49905	-.13184	-.00440	-.00050	.00124	
401	.13033	4.22501	-.05063	-.00465	.00030	-.00028	
403	.09308	5.87457	-.00508	-.00021	-.00025	.00195	
406	.00304	3.93100	-.10405	-.00559	-.00003	.00060	
501	.11516	3.98851	-.00532	-.00406	.00018	-.00020	
502	.09474	3.74543	.01944	-.00258	.00010	.00094	
503	.09318	3.85040	.01944	-.00359	-.00014	.00183	
504	.00003	3.83920	-.13552	.00015	.00156	.00066	
505	-.01428	3.72659	-.10510	.00011	-.00124	.00003	
506	-.00220	3.74961	-.14405	-.00319	.00005	.00060	
507	.11169	4.00391	.05014	-.00405	.00018	-.00020	
508	.00118	3.82134	.00844	-.00358	-.00014	.00183	
509	-.01900	3.70710	-.24455	-.00319	.00005	.00059	
510	.10598	3.97415	-.02115	-.00452	.00056	-.00031	
511	.00004	3.83701	.00249	-.00402	-.00050	.00194	
512	.00015	3.74753	-.11573	-.00307	-.00003	.00058	
513	.12173	4.00157	.00623	-.00291	-.00056	.00058	
514	.07545	3.81389	.00510	-.00221	.00028	.00101	
601	.10704	3.74224	.03060	-.00269	-.00003	-.00001	
603	.00705	3.42420	.04617	-.00255	.00003	.00161	
606	-.01856	3.55046	-.21003	-.00252	.00020	.00058	
611	.13308	3.74300	.19712	-.00197	-.00016	-.00081	
612	.14307	4.95423	.00868	.00429	-.00003	.00079	
613	.13301	3.42557	.19538	-.00151	.00014	.00236	
631	.11157	3.56122	.00342	-.00226	-.00012	.00004	
632	.09439	3.70165	.03752	-.00252	.00014	.00021	
633	.07340	3.26658	.00970	-.00108	.00010	.00153	
634	.13592	3.56655	-.00074	-.00092	.00075	.00070	
635	-.12907	3.43103	-.17231	-.00126	-.00110	.00069	
636	-.04329	3.38903	-.26803	-.00213	.00029	.00056	
651	.11458	3.41052	.04420	-.00205	-.00012	.00005	
653	.07612	3.14006	.04102	-.00148	.00010	.00151	
656	-.07230	3.24860	-.31443	-.00195	.00033	.00053	
661	.12914	3.41220	.19748	-.00184	-.00020	-.00142	

STRAT - JOINT DEFLECTIONS AND ROTATIONS

LOAD CONDITION NO. 7
DATE 08/30/76

5-PILE ACNR STRUCTURE -- U.S. NAVY (42-IN. DIAMETER PILING) -- J.ATKINSON

JOINT NUMBER	DEFLECTION IN INCHES			ROTATION IN RADIANS			REMARKS
	X	Y	Z	X	Y	Z	
[illegible]	.14367	5.54406	.00662	.00320	-.00002	.00064	
[illegible]	.15953	3.14232	.10647	-.00140	.00017	.00294	
701	.12404	3.23574	.13601	-.00209	-.00009	-.00010	
702	.10235	3.11307	.07501	-.00145	-.00002	.00047	
703	.08361	2.99670	.11502	-.00155	.00010	.00162	
704	.10224	3.10473	-.17007	-.00109	.00025	.00018	
705	-.00797	3.14302	-.13670	-.00094	.00002	.00086	
706	-.10741	3.08623	-.37575	-.00199	.00032	.00048	
707	.12207	3.24711	.10377	-.00209	-.00009	-.00010	
708	.10478	2.98225	.14205	-.00157	.00009	.00159	
709	-.10473	3.09433	-.05570	-.00199	.00031	.00051	
710	-.17165	2.98257	.00179	-.00407	.00085	-.00046	
711	.30571	2.96860	.00878	-.00336	-.00002	.00191	
712	-.01150	3.04159	-.12844	-.00228	-.00007	.00047	
801	.15515	1.97649	.30754	-.00341	-.00015	-.00059	
802	.13804	1.88105	.28143	-.00204	.00008	.00023	
803	.10714	1.80558	.34254	-.00358	.00019	.00164	
804	.00383	1.94529	-.20149	-.00184	.00052	.00069	
805	-.00995	1.79350	-.23877	-.00184	-.00038	.00068	
806	-.05709	1.84871	-.78542	-.00356	.00008	.00064	
807	.14592	1.97259	.30255	-.00342	-.00014	-.00055	
808	.13214	1.77909	.34551	-.00358	.00019	.00163	
809	-.27825	1.80537	-.87299	-.00356	.00008	.00062	
810	-.30154	1.79405	.00207	-.00335	-.00023	-.00050	
811	.07405	1.86228	.05305	-.00292	.00060	.00152	
812	-.00757	1.75411	-.21013	-.00305	-.00011	.00057	
1001	.17401	.84551	.43133	-.00318	-.00002	-.00037	
1002	.11751	.50753	.45726	-.00498	.00007	.00051	
1003	.05545	.27709	.48695	-.00372	.00021	.00134	
1004	-.03544	.58911	-.24796	-.00332	.00001	.00066	
1005	-.04973	.40346	-.32274	-.00355	-.00107	.00033	
1006	-.20573	.36544	-1.02640	-.00300	-.00035	.00044	
1007	.17756	.84860	.46025	-.00317	-.00002	-.00038	
1008	.07306	.25887	.54897	-.00372	.00021	.00134	
1009	-.22035	.37506	-1.14259	-.00381	-.00035	.00043	
1010	-.03572	-.08336	.14407	.00127	-.00069	.00006	OBLIQUE
1010	-.07404	.08340	.12919	-.00123	-.00076	-.00005	GLOBAL
1011	-.02998	-.09496	.15484	.00148	.00058	.00081	OBLIQUE
1011	.08825	.08546	.13712	-.00112	.00107	.00090	GLOBAL
1012	-.00046	.17249	-.37457	-.00208	-.00001	.00048	OBLIQUE
1012	-.00046	.25106	-.34116	-.00208	-.00009	.00047	GLOBAL

STRAN - JOINT DEFLECTIONS AND ROTATIONS

DATE 08/30/76

LOAD CONDITION NO. 8

3-PILE ACMR STRUCTURE -- U.S. NAVY (42-IN. DIAMETER PILING) -- J.ATKINSON

JOINT NUMBER	DEFLECTION IN INCHES X	Y	Z	ROTATION IN RADIANS X	Y	Z	REMARKS
101	.04021	-6.56917	-.07770	.00020	-.00004	.00358	
102	.04199	-6.49577	-.16215	.00008	-.00012	-.00068	
103	.04309	-6.41432	-.11495	.00030	-.00010	-.00306	
104	.10747	-6.55303	-.12014	.00053	-.00014	-.00110	
105	.10891	-6.45804	-.11306	.00059	.00015	.00015	
106	.17306	-6.44700	.01967	.00053	.00044	-.00073	
201	.04042	-6.52621	-.07621	.00020	-.00013	.00374	
202	.05034	-6.43705	-.20348	-.00035	-.00017	-.00068	
203	.06042	-6.36905	-.11349	.00007	.00012	-.00317	
204	.09942	-6.46484	-.13358	.00077	-.00072	-.00100	
205	.10096	-6.40459	-.26256	.00011	-.00068	.00040	
206	.11401	-6.42457	.02152	.00029	.00012	-.00065	
301	.05536	-6.27462	-.07273	.00306	.00001	.00422	
303	.05224	-6.12209	-.10483	.00386	-.00007	-.00356	
306	.08836	-6.10270	.02168	.00409	.00039	-.00032	
401	-.02125	-3.92468	-.05842	.00432	-.00019	.00082	
403	.04815	-3.83762	-.08706	.00412	.00048	-.00130	
406	-.04842	-3.77393	.01560	.00554	-.00003	.00003	
501	-.00397	-3.70397	-.08276	.00377	-.00009	.00073	
502	.05027	-3.65686	-.15567	.00237	-.00017	-.00020	
503	.07054	-3.62105	-.10950	.00351	.00033	-.00118	
504	.00655	-3.61764	-.00264	-.00007	-.00157	.00003	
505	.02080	-3.53103	-.03217	.00300	.00136	.00070	
506	-.04858	-3.59473	.05958	.00516	-.00008	.00003	
507	.00254	-3.70302	-.13667	.00377	-.00009	.00074	
508	.05347	-3.60459	-.15213	.00351	.00033	-.00119	
509	-.04764	-3.61224	.15418	.00516	-.00008	.00003	
510	-.00234	-3.69072	-.06645	.00420	-.00042	.00084	
511	.06527	-3.60758	-.09186	.00597	.00008	-.00130	
512	-.04752	-3.59518	.02485	.00503	-.00004	.00004	
513	-.00693	-3.70223	-.17208	.00263	.00005	-.00012	
514	.00073	-3.60567	-.17035	.00214	-.00018	-.00031	
601	-.00549	-3.48800	-.11508	.00271	.00014	.00056	
603	.04878	-3.40052	-.13314	.00234	.00009	-.00098	
606	-.00644	-3.39742	.11997	.00249	-.00020	.00004	
611	.01554	-3.47047	-.30431	.00191	-.00009	.00156	
612	.00713	-3.49255	-.24325	-.00425	.00008	-.00011	
613	-.00104	-3.40619	-.28617	.00137	.00028	-.00194	
631	-.01579	-3.29514	-.14976	.00212	.00021	.00050	
632	.03590	-3.26269	-.10234	.00235	-.00017	.00037	
633	.03960	-3.25324	-.15402	.00169	-.00001	-.00091	
636	-.14446	-3.35429	-.07154	.00091	-.00070	-.00013	
655	.10522	-3.36469	.05842	.00130	.00118	-.00065	
656	-.06974	-3.25849	.17404	.00209	-.00028	.00005	
651	-.02336	-3.14521	-.17431	.00194	.00018	.00051	
653	.03407	-3.13254	-.17267	.00149	-.00001	-.00091	
656	-.04911	-3.04957	.22469	.00195	-.00031	.00008	
661	.00956	-3.14560	-.30915	.00230	-.00006	.00221	

STRAN - JOINT DEFLECTIONS AND ROTATIONS

LOAD CONDITION NO. 4

DATE 08/30/76

3-PILE ACMR STRUCTURE -- U.S. NAVY (42-IN. DIAMETER PILING) -- J.ATKINSON

JOINT NUMBER	DEFLECTION IN INCHES X	Y	Z	ROTATION IN RADIANS X	Y	Z	REMARKS
602	-.00503	-5.46017	-.44325	-.00294	.00008	-.00001	
603	-.02065	-5.13416	-.26507	.00291	.00022	-.00254	
701	-.02425	-2.97702	-.21310	.00195	.00012	.00063	
702	-.00102	-2.97306	-.25131	.00126	.00001	.00011	
703	.02544	-2.99618	-.19415	.00154	.00001	-.00102	
704	-.01624	-2.95934	-.00122	.00119	-.00059	.00039	
705	-.00599	-2.97050	-.02975	.00105	.00017	-.00024	
706	-.02501	-2.94221	.28331	.00198	-.00031	.00011	
707	-.01992	-2.97036	-.24556	.00195	.00012	.00063	
708	.01100	-2.97710	-.21711	.00154	.00001	-.00100	
709	-.02424	-2.95070	.34299	.00198	-.00051	.00008	
710	.25041	-2.47925	-.06165	.00370	-.00067	.00095	
711	-.26356	-2.45522	-.06715	.00343	.00093	-.00133	
712	-.07570	-2.90046	.05184	.00261	-.00011	.00009	
801	-.03964	-1.72727	-.37564	.00328	.00037	.00108	
802	-.01357	-1.74541	-.41435	.00258	-.00004	.00037	
803	.01144	-1.69038	-.39713	.00314	-.00012	-.00109	
804	-.03159	-1.77572	.10637	.00165	-.00060	-.00008	
805	-.01808	-1.74134	.08492	.00186	.00049	-.00004	
806	.07742	-1.73702	.06497	.00348	-.00003	-.00010	
807	-.02575	-1.71553	-.42643	.00326	.00006	.00104	
808	-.00452	-1.67725	-.44745	.00314	-.00012	-.00108	
809	.00005	-1.77408	.76949	.00348	-.00003	-.00009	
810	.32113	-1.01552	-.12697	.00301	.00034	.00095	
811	-.41586	-1.05039	-.11702	.00299	-.00043	-.00102	
812	-.05107	-1.00805	.14716	.00367	-.00009	-.00008	
1001	-.04901	-.42505	-.49159	.00315	.00009	.00080	
1002	.00502	-.48409	-.51460	.00494	-.00004	.00014	
1003	.05730	-.46503	-.52770	.00364	-.00020	-.00089	
1004	-.01037	-.46355	.10640	.00317	-.00072	-.00024	
1005	-.00548	-.48129	.24512	.00342	.00103	.00035	
1006	-.02290	-.34195	.41802	.00341	.00059	.00001	
1007	-.04119	-.41407	-.54106	.00315	.00009	.00080	
1008	.04653	-.45700	-.50812	.00364	-.00020	-.00090	
1009	-.02134	-.34404	1.02170	.00341	.00059	.00001	
1010	.03215	.07670	-.19055	-.00118	.00062	.00036	OBLIQUE
1010	.07661	-.08127	-.17515	.00107	.00075	.00045	GLOBAL
1011	-.03126	.06421	-.19523	-.00133	-.00060	-.00039	OBLIQUE
1011	-.08417	-.08459	-.17873	.00112	-.00069	-.00048	GLOBAL
1012	-.00158	-.10601	.31224	.00258	-.00003	-.00005	OBLIQUE
1012	-.00158	-.21503	.20065	.00256	-.00002	-.00006	GLOBAL

STRAN - JOINT DEFLECTIONS AND ROTATIONS

DATE 08/30/76

LOAD CONDITION NO. 9

3-PILE ACMR STRUCTURE -- U.S. NAVY (42-IN. DIAMETER PILING) -- J.ATKINSON

JOINT NUMBER	DEFLECTION IN INCHES X	Y	Z	ROTATION IN RADIANS X	Y	Z	REMARKS
101	2.66326	6.70352	-.08716	-.00022	.00005	.00235	
102	2.66434	5.56534	-.12634	-.00039	.00027	.00702	
103	2.66520	4.42549	.00148	-.00027	.00040	.00791	
104	1.67950	6.13408	-.10453	-.00003	-.00003	.00716	
105	1.67831	4.99453	-.14068	-.00021	.00040	.00613	
106	.69129	5.56212	-.12287	-.00026	-.00012	.00713	
201	2.63411	6.66950	-.08572	-.00022	.00021	.00218	
202	2.62473	5.52098	-.14024	-.00105	.00026	.00704	
203	2.61510	4.38545	.00295	-.00025	.00023	.00797	
204	1.65223	6.08262	-.20648	.00008	-.00044	.00708	
205	1.65094	4.95711	-.30325	-.00081	-.00049	.00592	
206	.70625	5.51649	-.12159	.00003	-.00000	.00707	
301	2.57033	6.66871	-.08204	-.00291	.00024	.00164	
303	2.54559	4.10734	.00375	-.00340	.00020	.00821	
306	.69063	5.31664	-.11377	-.00333	.00001	.00689	
401	2.26508	4.49764	-.06565	-.00451	.00142	.00413	
403	2.30105	2.25611	.00742	-.00275	.00146	.00598	
406	.59073	3.32097	-.09075	-.00299	.00068	.00569	
501	2.25408	4.31477	-.05665	-.00306	.00115	.00425	
502	2.24536	3.19856	-.02260	-.00199	-.00020	.00651	
503	2.25219	2.07170	.04139	-.00237	.00139	.00592	
504	1.33725	3.72503	-.15010	-.00008	.00175	.00594	
505	1.32705	2.65255	-.07159	.00050	-.00039	.00577	
506	.50222	3.16968	-.12853	-.00207	.00070	.00569	
507	2.30306	4.44300	-.03176	-.00300	.00114	.00423	
508	2.34944	1.93051	.11280	-.00237	.00139	.00591	
509	.35504	3.16419	-.20628	-.00207	.00070	.00568	
510	2.21850	4.26998	-.05705	-.00453	.00175	.00403	
511	2.25179	2.07139	.01624	-.00232	.00127	.00591	
512	.50716	3.16746	-.10034	-.00258	.00053	.00564	
513	2.32440	4.46972	-.02378	-.00221	.00038	.00518	
514	2.35359	1.89910	.15503	-.00170	.00164	.00546	
601	2.19446	4.14508	-.04280	-.00241	.00072	.00444	
603	2.19814	1.97252	.08422	-.00161	.00118	.00579	
606	.50259	3.00124	-.18105	-.00216	.00075	.00566	
611	2.00065	4.14629	.07964	-.00139	.00038	.00492	
612	2.00497	4.19274	-.04971	.00404	.00052	.00583	
613	2.01941	1.87506	.18129	-.00110	.00004	.00709	
631	2.17804	4.04613	-.03152	-.00172	.00055	.00446	
632	2.19234	3.00883	.01451	-.00267	.00039	.00519	
633	2.15590	1.71303	.12827	-.00124	.00105	.00573	
634	1.47210	3.05057	-.07694	-.00070	.00045	.00574	
635	1.15501	2.34912	-.10336	-.00054	.00023	.00548	
636	.25019	2.86151	-.22891	-.00187	.00083	.00563	
651	2.10306	3.97949	-.02224	-.00147	.00058	.00441	
653	2.11958	1.57073	.16009	-.00118	.00100	.00571	
656	.12720	2.73652	-.27451	-.00175	.00045	.00560	
661	2.46725	3.96151	.06115	-.00161	.00081	.00396	

STRAN - JOINT DEFLECTIONS AND ROTATIONS

LOAD CONDITION NO. 9

PAGE 6
DATE 08/30/76

3-PILE ACMR STRUCTURE -- U.S. NAVY (42-IN. DIAMETER PILING) -- J.ATKINSON

JOINT NUMBER	DEFLECTION IN INCHES X	Y	Z	ROTATION IN RADIANS X	Y	Z	REMARKS
662	2.46010	4.74818	-.04976	.00310	.00087	.00567	
663	2.49125	1.57211	.20112	-.00059	.00120	.00781	
701	2.13995	3.91048	-.01292	-.00149	.00066	.00419	
702	2.11191	2.63069	.04025	-.00115	.00034	.00542	
703	2.07[illegible]	1.39746	.20965	-.00134	.00102	.00574	
704	1.04124	3.24891	-.20008	-.00097	.00062	.00553	
705	1.03223	1.99712	-.07877	-.00069	.00054	.00598	
706	-.03321	2.59535	-.32651	-.00174	.00101	.00556	
707	2.20834	4.02676	-.00771	-.00149	.00066	.00419	
708	2.16855	1.25472	.25642	-.00135	.00101	.00569	
709	-.19478	2.60270	-.37865	-.00174	.00101	.00555	
710	1.[illegible]	2.97464	-.03565	-.00519	.00269	.00347	
711	2.04964	1.38182	.02655	-.00095	.00144	.00555	
712	.16378	2.55666	-.11334	-.00199	-.00016	.00534	
801	1.61165	3.14708	-.02073	-.00272	.00136	.00338	
802	1.75877	1.56535	.22425	-.00242	.00076	.00560	
803	1.70240	.10849	.54942	-.00307	.00163	.00519	
804	.41462	2.35991	-.36439	-.00176	.00150	.00608	
805	.40256	.78957	-.08070	-.00126	.00072	.00583	
806	-1.03163	1.53927	-.64520	-.00300	.00164	.00539	
807	1.86874	3.24858	-.01534	-.00272	.00136	.00338	
808	1.76754	-.01154	.63809	-.00307	.00163	.00517	
809	-1.16454	1.55335	-.73539	-.00300	.00165	.00534	
810	.65002	1.13269	-.01772	-.00437	.00241	.00306	
811	1.27263	.70191	.10501	-.00096	.00307	.00473	
812	.01550	1.46076	-.18855	-.00322	-.00065	.00490	
1001	1.32351	2.30001	-.01804	-.00257	.00160	.00301	
1002	1.31400	.43006	.40256	-.00434	.00139	.00617	
1003	1.21515	-1.51809	.77066	-.00347	.00152	.00446	
1004	-.30517	1.36579	-.41384	-.00331	.00280	.00622	
1005	-.31669	-.52506	-.10047	-.00253	.00108	.00574	
1006	-1.94349	.30810	-.86221	-.00315	.00147	.00448	
1007	1.37656	2.36901	-.02114	-.00256	.00160	.00294	
1008	1.28217	-1.62050	.86362	-.00348	.00151	.00441	
1009	-2.06987	.31558	-.95800	-.00315	.00148	.00443	
1010	-.06210	-.00297	-.01328	.00003	-.00118	.00334	OBLIQUE
1010	.03036	.05417	-.01359	-.00150	.00083	.00310	GLOBAL
1011	-.00432	-.14724	.25504	.00228	-.00006	.00393	OBLIQUE
1011	.16431	.06972	.22736	-.00051	.00234	.00386	GLOBAL
1012	-.00104	.14464	-.31632	-.00224	-.00002	.00407	OBLIQUE
1012	-.00104	.19515	-.29022	-.00224	-.00068	.00401	GLOBAL

STRAN - JOINT DEFLECTIONS AND ROTATIONS

LOAD CONDITION NO. 10

DATE 08/30/74

3-PILE ACNR STRUCTURE -- U.S. NAVY (42-IN. DIAMETER PILING) -- J.AIKINSON

JOINT NUMBER	DEFLECTION IN INCHES X	Y	Z	ROTATION IN RADIANS X	Y	Z	REMARKS
101	-2.83455	-5.46784	-.01602	.00011	-.00030	-.00202	
102	-2.83243	-5.39133	-.13975	-.00005	-.00033	-.00686	
103	-2.82992	-4.30902	-.12871	.00027	-.00032	-.00658	
104	-1.90003	-5.93035	-.09269	.00024	-.00040	-.00658	
105	-1.89904	-4.85061	-.12920	.00040	-.00006	-.00573	
106	-.90451	-5.39251	.00251	.00040	.00001	-.00808	
201	-2.70498	-5.43916	-.01454	.00014	-.00043	-.00185	
202	-2.77803	-5.34625	-.18198	-.00043	-.00036	-.00695	
203	-2.77185	-4.26004	-.12725	.00016	-.00012	-.00660	
204	-1.85249	-5.88172	-.11124	.00062	-.00094	-.00651	
205	-1.85144	-4.80896	-.29569	-.00008	-.00102	-.00557	
206	-.95354	-5.34306	.00401	.00022	-.00019	-.00816	
301	-2.70247	-5.26058	-.01092	.00203	-.00044	-.00095	
303	-2.73500	-4.02916	-.11907	.00351	-.00030	-.00671	
306	-.90192	-5.15650	.00585	.00310	-.00030	-.00777	
401	-2.58266	-4.44024	-.01476	.00411	-.00149	-.00397	
403	-2.59361	-2.21929	-.10318	.00257	-.00149	-.00567	
406	-.70438	-3.29186	.00396	.00295	-.00062	-.00584	
501	-2.56765	-4.26653	-.02219	.00348	-.00122	-.00409	
502	-2.55706	-3.16513	-.10522	.00178	.00016	-.00651	
503	-2.54229	-2.04676	-.13674	.00220	-.00142	-.00503	
504	-1.43800	-3.88863	.02404	.00018	-.00186	-.00586	
505	-1.42920	-2.82417	-.08754	-.00046	.00036	-.00574	
506	-.80720	-3.14199	.04150	.00266	-.00063	-.00583	
507	-2.39421	-4.39006	-.04202	.00348	-.00121	-.00407	
508	-2.45516	-1.91196	-.20652	.00220	-.00141	-.00562	
509	-.43659	-3.15563	.12069	.00265	-.00083	-.00582	
510	-2.51107	-4.24123	-.02075	.00436	-.00179	-.00387	
511	-2.34141	-2.04585	-.10967	.00216	-.00151	-.00562	
512	-.61198	-3.14045	.01467	.00255	-.00066	-.00574	
513	-2.41467	-4.41660	-.04961	.00207	-.00044	-.00503	
514	-2.43758	-1.86526	-.25015	.00153	-.00108	-.00511	
601	-2.26364	-4.10527	-.03402	.00230	-.00075	-.00429	
603	-2.28412	-1.85943	-.18122	.00153	-.00122	-.00553	
606	-.47667	-2.97550	.09426	.00213	-.00066	-.00578	
611	-2.00022	-4.10667	-.16331	.00142	-.00070	-.00486	
612	-2.00950	-4.10341	-.35163	-.00383	-.00057	-.00579	
613	-2.00928	-1.80085	-.30436	.00115	-.00055	-.00699	
651	-2.26245	-4.01203	-.04321	.00102	-.00058	-.00432	
652	-2.24661	-3.04508	-.14017	.00268	-.00045	-.00514	
653	-2.23733	-1.70499	-.22093	.00141	-.00109	-.00549	
654	-1.58608	-3.00462	-.04176	.00075	-.00098	-.00574	
655	-1.58844	-2.35026	-.03758	.00049	-.00038	-.00546	
656	-.34297	-2.83848	.14237	.00163	-.00094	-.00574	
661	-2.24564	-3.95093	-.05036	.00138	-.00062	-.00427	
663	-2.19579	-1.56671	-.25861	.00120	-.00104	-.00549	
666	-.20345	-2.71564	.10814	.00172	-.00103	-.00570	
681	-2.53907	-3.95231	-.10247	.00211	-.00116	-.00384	

STRAN - JOINT DEFLECTIONS AND ROTATIONS

LOAD CONDITION NO. 10

3-PILE ACMR STRUCTURE -- U.S. NAVY (42-IN. DIAMETER PILING) -- J.ATKINSON

JOINT NUMBER	DEFLECTION IN INCHES			ROTATION IN RADIANS			REMARKS
	X	Y	Z	X	Y	Z	
502	-2.55201	-4.68106	-.55166	-.00276	-.00091	-.00566	
503	-2.50520	-1.50749	-.52595	.00112	-.00101	-.00771	
701	-2.21722	-3.86708	-.05609	.00159	-.00073	-.00407	
702	-2.18748	-2.81378	-.19697	.00194	-.00039	-.00584	
703	-2.15242	-1.39402	-.30346	.00134	-.00102	-.00554	
704	-1.11849	-3.23006	.04603	.00108	-.00062	-.00555	
705	-1.10948	-1.96117	-.09259	.00075	-.00048	-.00599	
706	-.05505	-2.57500	.24117	.00177	-.00112	-.00566	
707	-2.68211	-4.00029	-.05965	.00159	-.00073	-.00406	
708	-2.23911	-1.25734	-.55044	.00135	-.00102	-.00549	
709	.13100	-2.58260	.29431	.00177	-.00113	-.00565	
710	-1.88542	-2.95102	-.05346	.00513	-.00273	-.00334	
711	-2.11575	-1.59105	-.10963	.00093	-.00152	-.00533	
712	-.24594	-2.55798	.05556	.00198	.00005	-.00544	
901	-1.84807	-3.12008	-.05131	.00269	-.00153	-.00328	
902	-1.79506	-1.56990	-.36495	.00227	-.00081	-.00560	
903	-1.73508	-.11040	-.63808	.00301	-.00166	-.00504	
904	-.45593	-2.34110	.22425	.00183	-.00169	-.00608	
905	-.04358	-.77751	-.06736	.00132	-.00065	-.00561	
906	.44208	-1.51924	.56710	.00307	-.00168	-.00544	
907	-1.90526	-3.22471	-.05185	.00269	-.00153	-.00328	
908	-1.81796	.00819	-.72662	.00301	-.00166	-.00502	
909	1.14674	-1.53590	.65930	.00307	-.00169	-.00539	
910	-.09295	-1.12218	-.03723	.00454	-.00250	-.00296	
911	-1.29813	-.71371	-.17812	.00100	-.00313	-.00459	
912	-.03555	-1.44443	.12355	.00520	.00059	-.00496	
1001	-1.31933	-2.28929	-.02312	.00255	-.00165	-.00294	
1002	-1.31598	-.42641	-.47312	.00437	-.00145	-.00613	
1003	-1.22141	1.50503	-.45821	.00301	-.00167	-.00437	
1004	.29528	-1.55560	.35123	.00528	-.00283	-.00622	
1005	.30000	.52458	.02148	.00249	-.00117	-.00570	
1006	1.92009	-.29751	.78646	.00294	-.00147	-.00450	
1007	-1.37104	-2.57746	-.01890	.00254	-.00165	-.00284	
1008	-1.20815	1.60488	-.95730	.00362	-.00167	-.00432	
1009	2.05578	-.50372	.87617	.00295	-.00148	-.00445	
1010	.00200	-.00451	-.02504	.00008	.00120	-.00327	UBLIQUE
1010	-.05196	-.05413	-.02546	.00145	-.00093	-.00303	GLOBAL
1011	.00417	.14494	-.51315	-.00226	.00007	-.00383	UBLIQUE
1011	-.17056	-.04349	-.26506	.00052	-.00231	-.00377	GLOBAL
1012	.00020	-.14636	.20728	.00225	-.00000	-.00410	UBLIQUE
1012	.00020	-.18827	.23901	.00225	.00067	-.00404	GLOBAL

STRAN - REACTION FORCES AND MOMENTS

LOAD CONDITION NO. 7
DATE 08/30/76

3-PILE ACMR STRUCTURE -- U.S. NAVY (42-IN. DIAMETER PILING) -- J.ATKINSON

JOINT NUMBER	FORCE IN KIPS F-X	F-Y	F-Z	MOMENT IN INCH-KIPS M-X	M-Y	M-Z	REMARKS
1010	0.5449	256.4226	-867.9413	-5040.8029	9366.7840	-59.4829	OBLIQUE
1010	330.4872	-209.0043	-813.9705	10530.5401	-251.3773	1481.3538	GLOBAL
1011	-0.2815	265.7845	-927.0308	-7618.7787	-7928.0723	-780.0077	OBLIQUE
1011	-330.1407	-212.5206	-871.3085	10469.4709	-2759.3501	-2073.0078	GLOBAL
1012	.3301	-490.1346	2244.0909	12830.9026	103.7451	-461.2353	OBLIQUE
1012	.3301	-851.9851	2133.1426	12830.9026	176.0706	-437.9301	GLOBAL
TOTAL	-17.3254	-1269.5101	447.8635	33830.9136	-2832.6508	-1029.5922	

STMAN - REACTION FORCES AND MOMENTS

LOAD CONDITION NO. A

5-PILE ACMR STRUCTURE -- U.S. NAVY (42-IN. DIAMETER PILING) -- J.ATKINSON

JOINT NUMBER	FORCE IN KIPS F-X	F-Y	F-Z	MOMENT IN IN-KIPS M-X	M-Y	M-Z	REMARKS
1010	-7.3545	-226.3734	1140.3857	5188.5707	-8401.9757	-341.3648	OBLIQUE
1011	-352.2302	211.5053	1087.6479	-9722.7051	-384.7940	-1718.1189	GLOBAL
1011	0.4121	-225.4106	1169.0554	7557.5905	8183.4169	375.1112	OBLIQUE
1011	353.7947	213.0491	1118.0555	-10605.2059	2358.8458	1715.4720	GLOBAL
1012	.0602	480.4492	-1670.9156	-12300.7873	394.2530	49.7238	OBLIQUE
1012	.0602	701.1518	-1760.8255	-12300.7873	550.7360	113.7894	GLOBAL
TOTAL	4.2300	1205.7002	437.6802	-52620.7563	2354.7878	111.1425	

STRAN - REACTION FORCES AND MOMENTS

DATE 04/30/76

LOAD CONDITION NO. 9

3-PILE ACMR STRUCTURE -- U.S. NAVY (42-IN. DIAMETER PILING) -- J.ATKINSON

JOINT NUMBER	FORCE IN KIPS F-X	F-Y	F-Z	MOMENT IN IN-KIPS M-X	M-Y	M-Z	REMARKS
1010	21.0508	22.9765	79.5702	600.0722	15793.6099	-3207.4325	OBLIQUE
1010	-2.2091	-23.0259	82.2654	13551.1949	-8741.8701	-567.0989	GLOBAL
1011	8.4968	427.5318	-1527.9425	-10777.2362	745.7545	-5775.4540	OBLIQUE
1011	-386.2701	-330.4103	-1436.8969	4200.8624	-10014.8130	-3601.4634	GLOBAL
1012	3.2501	-419.0474	1907.0928	10307.0720	56.8032	-3912.5600	OBLIQUE
1012	3.2501	-726.5241	1812.3924	10307.0720	698.3194	-3650.1532	GLOBAL
TOTAL	-365.2291	-1079.4563	457.7609	28064.9294	-18058.1637	-8018.7156	

STRAN - REACTION FORCES AND MOMENTS

DATE 08/30/76

LOAD CONDITION NO. 10

3-PILE ACMH STRUCTURE -- U.S. NAVY (42-IN. DIAMETER PILING) -- J.ATKINSON

JOINT NUMBER	FORCE IN KIPS			MOMENT IN IN-KIPS			REMARKS
	F-X	F-Y	F-Z	M-X	M-Y	M-Z	
1010	-21.5502	2.6741	158.0075	-1049.6811	-15984.5476	3142.7286	OBLIQUE
1010	-0.4201	20.6120	136.6019	-13566.5403	9031.1908	475.2039	GLOBAL
1011	-0.0202	-408.2699	1070.0975	11105.6775	-726.0488	3083.1023	OBLIQUE
1011	619.1577	349.9162	1763.4413	-4400.7704	10282.0562	3513.6084	GLOBAL
1012	-3.1003	434.0950	-1601.2833	-10074.5747	166.5762	3936.5725	OBLIQUE
1012	-3.1003	691.1503	-1508.2633	-10074.5747	-480.1399	3910.8186	GLOBAL
TOTAL	609.5633	1069.6805	411.7800	-28041.6854	10833.1151	7899.6289	

STRAN MEMBER DETAIL REPORT

LOAD CONDITION NO. 7

DATE 08/30/76

3-PILE ACAN STRUCTURE -- U.S. NAVY (42-IN. DIAMETER PILING) -- J.ATKINSON

MEMBER NUMBER	GROUP AND SECTN	DIST FROM END FT.	FORCE FX KIPS	MOMENT MY IN-KIPS	MOMENT MZ IN-KIPS	SHEAR FORCE FY KIPS	SHEAR FORCE FZ KIPS	TORSION MX IN-KIPS	AXIAL STRESS	BENDING STRESS Y KSI	BENDING STRESS Z KSI	Y SHEAR STRESS KSI	Z SHEAR STRESS KSI	COMB. UNITY CHECK
101- 102 M18- 1		0.0	-3.54	366.48	121.03	1.00	-5.92	.01	-.22	4.11	11.29	.12	1.07	.531
		3.6	-3.54	102.76	77.39	1.00	-5.20	.01	-.22	1.15	7.22	.12	.81	.296
		7.3	-3.54	-86.06	33.75	1.00	-3.48	.01	-.22	-.97	3.15	.12	.54	.149
		10.9	-3.54	-199.98	-9.89	1.00	-1.76	.01	-.22	-2.24	-.92	.12	.27	.112
		14.5	-3.54	-239.00	-55.53	1.00	-.04	.01	-.22	-2.66	-4.99	.12	.01	.267
101- 104 M18- 1		0.0	-1.74	360.38	114.90	.90	-6.65	-.01	-.11	4.04	10.72	.11	1.03	.505
		3.6	-1.74	108.58	75.85	.90	-4.93	-.01	-.11	1.22	7.08	.11	.77	.289
		7.2	-1.74	-88.38	36.79	.90	-3.21	-.01	-.11	-.77	3.43	.11	.50	.148
		10.9	-1.74	-170.51	-2.26	.90	-1.49	-.01	-.11	-1.91	-.21	.11	.23	.072
		14.5	-1.74	-197.80	-41.32	.90	.23	-.01	-.11	-2.22	-3.85	.11	.04	.208
101- 201 DRL- 1		0.0	-18.58	-312.06	546.77	3.64	2.96	235.93	-.20	-.98		.29	.29	.042
		3.8	-19.74	-179.05	383.19	3.64	2.96	235.93	-.22	-.66		.29	.29	.031
		7.5	-20.90	-46.04	219.60	3.64	2.96	235.93	-.23	-.35		.29	.29	.020
		11.3	-22.06	86.97	56.02	3.64	2.96	235.93	-.24	-.16		.29	.29	.014
		15.0	-23.23	219.98	-107.56	3.64	2.96	235.93	-.25	-.38		.29	.29	.023
102- 103 M18- 1		0.0	-3.15	-240.70	-44.02	-.08	.50	-.01	-.19	-2.70	-4.11	.08	.05	.236
		3.6	-3.15	-190.27	-14.31	-.08	2.02	-.01	-.19	-2.14	-1.33	.08	.31	.122
		7.3	-3.15	-84.93	15.40	-.08	3.74	-.01	-.19	-.73	1.44	.08	.58	.081
		10.9	-3.15	135.30	45.11	-.08	5.46	-.01	-.19	1.52	4.21	.08	.85	.202
		14.5	-3.15	410.44	74.82	-.08	7.19	-.01	-.19	4.61	6.98	.08	1.12	.396
102- 104 M08- 1		0.0	-.62	-1.69	-9.04	-.12	-.18	.00	-.09	-.08	-1.61	.02	.09	.064
		3.6	-.62	-7.47	-3.85	-.12	-.09	.00	-.09	-.36	-.68	.02	.05	.041
		7.2	-.62	-9.47	1.37	-.12	-.00	-.00	-.09	-.46	.24	.02	.00	.028
		10.9	-.62	-7.68	6.57	-.12	.08	-.00	-.09	-.37	1.17	.02	.04	.056
		14.5	-.62	-2.12	11.78	-.12	.17	-.00	-.09	-.10	2.10	.02	.09	.082
102- 105 M08- 1		0.0	-1.25	1.72	-.47	.03	-.16	.00	-.18	.08	-.08	.01	.08	.017
		3.6	-1.25	-3.26	-1.62	.03	-.07	.00	-.18	-.16	-.29	.01	.04	.026
		7.2	-1.25	-4.47	-2.77	.03	.02	.00	-.18	-.21	-.49	.01	.01	.035
		10.9	-1.25	-1.69	-3.92	.03	.10	.00	-.18	-.09	-.70	.01	.05	.038
		14.5	-1.25	4.47	-5.07	.03	.19	.00	-.18	.21	-.90	.01	.10	.049
103- 105 M18- 1		0.0	-2.51	441.96	-62.62	-.47	-7.34	-.00	-.15	4.96	-5.64	.06	1.14	.366
		3.6	-2.51	160.19	-42.07	-.47	-5.62	-.00	-.15	1.80	-3.92	.06	.87	.200
		7.2	-2.51	-46.75	-21.52	-.47	-3.90	-.00	-.15	-.52	-2.01	.06	.61	.093
		10.9	-2.51	-178.85	-.97	-.47	-2.18	-.00	-.15	-2.01	-.09	.06	.34	.073
		14.5	-2.51	-236.11	19.57	-.47	-.46	-.00	-.15	-2.65	1.83	.06	.07	.154
103- 203 DRL- 1		0.0	-19.53	-382.71	-651.52	-3.99	3.09	-137.44	-.21	-1.16		.22	.22	.048
		3.8	-20.69	-245.51	-451.77	-3.99	3.09	-137.44	-.23	-.80		.22	.22	.036
		7.5	-21.85	-104.31	-272.02	-3.99	3.09	-137.44	-.24	-.46		.22	.22	.025
		11.3	-23.01	34.89	-92.28	-3.99	3.09	-137.44	-.25	-.15		.22	.22	.014
		15.0	-24.16	174.09	87.47	-3.99	3.09	-137.44	-.27	-.30		.22	.22	.020

S T R A N D M E M B E R D E T A I L R E P O R T

LOAD CONDITION NO. 7

3-PILE ACAN STRUCTURE -- U.S. NAVY (42-IN. DIAMETER PILING) -- J.ATKINSON

MEMBER NUMBER	GROUP AND SECT	DIST FROM END FT.	FORCE FX KIPS	MOMENT MY IN-KIPS	MOMENT MZ IN-KIPS	SHEAR FORCE FY KIPS	SHEAR FORCE FZ KIPS	TORSION MX IN-KIPS	AXIAL STRESS	BENDING STRESS Y	BENDING STRESS Z	Y SHEAR STRESS	Z SHEAR STRESS	COMB. UNITY CHECK
									KSI					
104- 105 A06- 1		0.0	1.86	2.05	-8.04	-.02	-.21	.01	.26	.10	-1.08	.00	.11	.050
		3.5	1.86	-5.26	-5.09	-.02	-.12	.01	.26	-.25	-.91	.01	.07	.049
		7.5	1.86	-8.80	-4.14	-.02	-.04	.01	.26	-.42	-.74	.01	.02	.048
		10.9	1.86	-8.55	-3.10	-.02	.05	.01	.26	-.41	-.57	.01	.03	.042
		14.5	1.86	-4.51	-2.23	-.02	.14	.01	.26	-.22	-.40	.01	.07	.050
104- 108 A08- 1		0.0	-3.09	-199.89	-23.50	-.25	.62	-.01	-.19	-2.24	-2.19	.03	.10	.155
		3.5	-3.09	-155.84	-13.67	-.25	2.34	-.01	-.19	-1.52	-1.27	.03	.36	.100
		7.5	-3.09	3.58	-5.83	-.25	4.08	-.01	-.19	.04	-.36	.03	.63	.022
		10.9	-3.09	217.84	6.00	-.25	5.78	-.01	-.19	2.44	.56	.03	.90	.105
		14.5	-3.09	512.01	15.83	-.25	12.59	-.01	-.19	5.75	1.48	.03	1.94	.241
105- 106 A10- 1		0.0	-4.07	-231.61	12.28	.08	-.13	-.05	-.25	-2.60	1.15	.01	.02	.133
		3.5	-4.07	-199.84	8.79	.08	1.54	-.05	-.25	-2.24	.82	.01	.25	.110
		7.5	-4.07	-95.14	5.31	.08	3.51	-.05	-.25	-1.05	.49	.01	.52	.061
		10.9	-4.07	88.48	1.82	.08	5.04	-.05	-.25	.99	.17	.01	.78	.048
		14.5	-4.07	345.05	-1.67	.08	8.78	-.05	-.25	3.87	-.16	.01	1.05	.138
106- 200 DAL- 1		0.0	-14.89	898.95	-18.45	-5.78	-16.52	141.45	-.16	-1.39		.48	.48	.054
		3.5	-15.95	145.35	151.80	-5.78	-16.52	141.45	-.17	-.53		.48	.48	.018
		7.5	-17.01	-590.24	322.03	-5.78	-16.52	141.45	-.19	-1.06		.48	.48	.044
		11.5	-18.18	-1341.83	492.25	-5.78	-16.52	141.45	-.20	-2.24		.48	.48	.095
		15.0	-19.34	-2085.45	662.46	-5.78	-16.52	141.45	-.21	-3.42		.48	.48	.127
201- 202 A10- 1		0.0	32.68	557.04	129.71	1.09	-9.92	.07	2.02	6.20	12.10	.13	1.54	.648
		3.5	32.68	180.49	82.57	1.09	-7.45	.07	2.02	2.03	7.68	.13	1.16	.401
		7.5	32.68	-88.84	35.02	1.09	-4.95	.07	2.02	-1.00	3.27	.13	.77	.215
		10.9	32.68	-250.15	-12.32	1.09	-2.87	.07	2.02	-2.81	-1.15	.13	.39	.199
		14.5	32.68	-303.45	-59.67	1.09	.02	.07	2.02	-3.41	-5.57	.13	.01	.371
201- 204 A10- 1		0.0	-72.30	621.71	123.54	.99	-10.30	-.05	-4.46	6.98	11.52	.12	1.60	.776
		3.5	-72.30	227.93	80.39	.99	-7.82	-.05	-4.46	2.56	7.50	.12	1.21	.498
		7.2	-72.30	-57.93	37.24	.99	-5.33	-.05	-4.46	-.65	3.47	.12	.83	.316
		10.9	-72.30	-235.87	-5.91	.99	-2.85	-.05	-4.46	-2.85	-.55	.12	.44	.280
		14.5	-72.30	-305.88	-49.06	.99	-.37	-.05	-4.46	-3.43	-4.58	.12	.06	.430
201- 301 DAL- 1		0.0	-56.59	-2.42	1121.97	12.73	64.81	394.05	-.62	-1.76		1.94	1.94	.843
		3.5	-57.75	3693.93	549.19	12.73	64.81	394.05	-.65	-4.92		1.94	1.94	.194
		7.5	-59.91	8113.80	-25.59	12.73	64.43	394.05	-.65	-9.56		1.75	1.75	.356
		11.5	-60.07	8867.79	-596.37	12.73	57.73	394.05	-.66	-13.90		1.61	1.61	.507
		15.0	-60.20	11292.25	-1169.15	12.73	44.87	394.05	-.66	-17.76		1.44	1.44	.641
201- 303 120- 1		0.0	-1.40	191.25	-502.66	-8.02	-2.36	-7.44	-.07	-10.81		1.01	1.01	.379
		8.2	-1.44	-10.54	260.42	-8.02	-1.89	-7.44	-.09	-8.96		1.00	1.00	.177
		16.5	-1.57	-151.95	834.42	-1.31	-.19	-7.44	-.10	-15.31		.20	.20	.537
		24.5	-2.11	-40.33	440.59	10.27	2.09	-7.44	-.11	-7.80		1.15	1.15	.277
		32.6	-2.14	269.05	-1210.28	25.82	4.20	-7.44	-.11	-21.97		2.58	2.58	.769

STRAN MEMBER DETAIL REPORT

LOAD CONDITION NO. 7 DATE 08/30/76

3-PILE ACMR STRUCTURE -- U.S. NAVY (42-IN. DIAMETER PILING) -- J.ATKINSON

MEMBER NUMBER	GROUP AND SECTN	DIST FROM END FT.	FORCE FX KIPS	MOMENT MY IN-KIPS	MOMENT MZ IN-KIPS	SHEAR FORCE FY KIPS	SHEAR FORCE FZ KIPS	TORSION MX IN-KIPS	AXIAL STRESS	BENDING STRESS Y	BENDING STRESS Z	Y SHEAR STRESS	Z SHEAR STRESS	COMB. UNITY CHECK
									KSI					
202- 203 M10- 1		0.0	33.18	-316.91	-48.18	-.74	.45	-.07	2.05	-3.56	-4.49	.09	.07	.340
		3.6	33.18	-244.55	-16.01	-.74	2.91	-.07	2.05	-2.74	-1.49	.09	.45	.210
		7.3	33.18	-65.77	16.15	-.74	5.34	-.07	2.05	-.72	1.51	.09	.84	.146
		10.9	33.18	224.82	48.32	-.74	7.88	-.07	2.05	2.52	4.51	.09	1.22	.307
		14.5	33.18	621.43	80.48	-.74	10.36	-.07	2.05	6.97	7.51	.09	1.61	.552
202- 204 M08- 1		0.0	-.60	-15.35	-10.63	-.13	-.17	-.00	-.08	-.64	-1.90	.03	.09	.092
		3.6	-.60	-19.05	-4.82	-.13	-.09	-.00	-.08	-.92	-.86	.03	.05	.064
		7.2	-.60	-20.96	1.00	-.13	-.00	-.00	-.08	-1.01	.18	.03	.00	.043
		10.9	-.60	-19.08	6.81	-.13	.09	-.00	-.08	-.92	1.22	.03	.05	.077
		14.5	-.60	-13.45	12.63	-.13	.17	-.00	-.08	-.65	2.25	.03	.09	.104
202- 205 M08- 1		0.0	-1.42	15.55	-.46	.03	-.24	-.02	-.20	.65	-.15	.01	.12	.039
		3.6	-1.42	5.17	-2.30	.03	-.15	-.02	-.20	.25	-.41	.01	.08	.035
		7.2	-1.42	.58	-3.73	.03	-.06	-.02	-.20	.03	-.67	.01	.04	.037
		10.9	-1.42	-.22	-5.17	.03	.03	-.02	-.20	-.01	-.92	.01	.02	.045
		14.5	-1.42	2.76	-6.80	.03	.11	-.02	-.20	.13	-1.18	.01	.07	.058
203- 205 M10- 1		0.0	40.36	1496.22	-67.99	-.50	-24.81	-.08	2.49	16.81	-6.34	.06	3.85	.838
		3.6	40.36	549.76	-46.19	-.50	-16.81	-.08	2.49	6.17	-4.31	.06	2.92	.451
		7.2	40.36	-137.96	-24.40	-.50	-12.82	-.08	2.49	-1.55	-2.28	.06	1.99	.215
		10.9	40.36	-564.93	-2.61	-.50	-6.82	-.08	2.49	-6.34	-.24	.06	1.06	.295
		14.5	40.36	-731.17	19.19	-.50	-.82	-.08	2.49	-8.21	1.79	.06	.13	.408
203- 303 UNL- 1		0.0	1.92	-1127.75	-1114.38	-13.17	80.09	-532.33	.02	2.48		2.20	2.20	.887
		3.8	.76	2470.12	-521.52	-13.17	80.09	-532.33	.01	3.96		2.20	2.20	.138
		7.5	-.40	6003.50	71.33	-13.17	75.71	-532.33	-.00	-9.39		2.10	2.10	.326
		11.3	-1.57	9265.02	664.19	-13.17	69.01	-532.33	-.02	-14.53		1.96	1.96	.505
		15.0	-1.69	12197.00	1257.05	-13.17	61.15	-532.33	-.02	-19.18		1.79	1.79	.667
203- 306 120- 1		0.0	-143.76	-80.66	-287.11	-.94	.24	-18.69	-7.47	-5.26		.27	.27	.818
		8.2	-144.01	-34.22	-194.81	-.94	.71	-18.69	-7.48	-3.49		.29	.29	.545
		16.3	-144.25	56.37	-102.50	-.94	1.18	-18.69	-7.50	-2.08		.32	.32	.483
		24.5	-144.50	197.10	-10.20	-.94	1.65	-18.69	-7.51	-3.48		.36	.36	.526
		32.8	-144.55	306.57	82.10	-.94	1.77	-18.69	-7.51	-6.62		.37	.37	.644
204- 205 M08- 1		0.0	2.01	13.42	-4.94	-.00	-.27	.02	.28	.64	-.88	.00	.14	.062
		3.6	2.01	3.58	-4.84	-.00	-.18	.02	.28	.17	-.86	.00	.10	.046
		7.3	2.01	-2.48	-4.75	-.00	-.10	.02	.28	-.12	-.84	.01	.06	.043
		10.9	2.01	-4.75	-4.62	-.00	-.01	.02	.28	-.23	-.82	.01	.02	.046
		14.5	2.01	-5.24	-4.51	-.00	.08	.02	.28	-.16	-.81	.01	.05	.043
204- 206 M10- 1		0.0	-73.73	-319.32	-31.49	-.52	.07	.02	-4.55	-3.58	-2.94	.04	.01	.386
		3.6	-73.73	-262.09	-17.63	-.52	2.56	.02	-4.55	-2.94	-1.64	.04	.40	.327
		7.3	-73.73	-96.81	-3.77	-.52	5.04	.02	-4.55	-1.09	-.35	.04	.78	.233
		10.9	-73.73	176.52	10.09	-.52	7.52	.02	-4.55	1.98	.94	.04	1.17	.277
		14.5	-73.73	564.03	23.95	-.52	15.01	.02	-4.55	6.53	2.23	.04	2.33	.442

STRAIN MEMBER DETAIL REPORT

LOAD CONDITION NO. 7

DATE 08/30/76

3-PILE ACMH STRUCTURE -- U.S. NAVY (42-IN. DIAMETER PILING) -- J.ATKINSON

MEMBER NUMBER	GROUP AND SECTN	DIST FROM END FT.	FORCE FX KIPS	MOMENT MY IN-KIPS	MOMENT MZ IN-KIPS	SHEAR FORCE FY KIPS	SHEAR FORCE FZ KIPS	TORSION MX IN-KIPS	AXIAL STRESS	BENDING STRESS Y	BENDING STRESS Z	Y SHEAR STRESS	Z SHEAR STRESS	COMB. UNITY CHECK
									KSI					
205- 206 M10- 1		0.0	58.93	-720.17	8.06	.02	-.65	.07	2.38	-8.17	.75	.00	.10	.367
		3.0	58.93	-625.20	7.57	.02	5.37	.07	2.38	-7.02	.69	.00	.83	.328
		7.5	58.63	-261.29	6.67	.02	11.37	.07	2.38	-2.93	.62	.00	1.77	.197
		10.9	58.63	363.73	5.96	.02	17.37	.07	2.38	4.08	.56	.00	2.70	.231
		14.5	58.63	1249.09	5.26	.02	23.37	.07	2.38	14.03	.49	.00	3.63	.543
206- 301 120- 1		0.0	103.51	402.47	373.72	3.33	-3.87	9.11	8.50	9.68		.61	.61	.631
		2.2	103.20	46.04	47.27	3.33	-3.40	9.11	8.48	1.17		.57	.57	.335
		10.5	103.02	-262.97	-279.16	3.33	-2.93	9.11	8.47	6.76		.54	.54	.529
		24.5	102.76	-412.03	-503.06	-1.09	2.50	9.11	8.46	11.47		.36	.36	.692
		32.0	102.74	425.52	101.21	-11.45	14.96	9.11	8.46	7.71		2.03	2.03	.562
206- 306 DRL- 1		0.0	-138.27	-76.09	959.83	14.41	75.80	439.99	-1.50	-1.51		2.04	2.04	.106
		3.5	-137.44	3334.86	311.49	14.41	75.80	439.99	-1.51	-5.24		2.04	2.04	.237
		7.5	-138.60	6745.81	-330.85	14.41	75.80	439.99	-1.52	-10.57		2.04	2.04	.422
		11.5	-139.76	10156.75	-965.19	14.41	75.80	439.99	-1.53	-15.96		2.04	2.04	.610
		15.0	-139.89	13567.70	-1653.53	14.41	75.80	439.99	-1.54	-21.36		2.04	2.04	.798
301- 303 123- 1		0.0	-6.07	155.02	-803.00	-20.18	-2.84	-1.64	-.32	-14.42		2.13	2.13	.515
		7.5	-6.07	-28.66	492.26	-9.60	-1.40	-1.64	-.32	-8.69		1.02	1.02	.316
		14.5	-6.07	-87.47	866.55	.99	.05	-1.64	-.32	-15.36		.12	.12	.547
		21.7	-6.07	-20.73	320.10	11.57	1.49	-1.64	-.32	-5.66		1.23	1.23	.210
		29.0	-6.07	171.52	-1147.32	22.16	2.93	-1.64	-.32	-20.46		2.34	2.34	.724
301- 306 123- 1		0.0	-110.36	-555.26	72.67	-6.92	1.98	-6.62	-5.74	-5.97		.81	.81	.584
		7.2	-110.36	-325.05	447.55	-1.74	3.24	-6.62	-5.74	-9.76		.44	.44	.580
		14.5	-110.36	-5.66	567.46	2.98	3.99	-6.62	-5.74	-6.83		.58	.58	.482
		21.7	-110.37	342.67	-44.10	6.69	3.87	-6.62	-5.74	-6.09		.86	.86	.457
		29.0	-110.37	672.97	-960.51	7.12	3.52	-6.62	-5.74	-16.65		.90	.90	.810
301- 401 DRL- 1		0.0	-25.38	13253.25	-808.10	-6.29	-52.13	-2229.76	-.28	-20.77		2.90	2.90	.732
		7.1	-25.35	8676.14	-270.51	-6.29	-89.45	-2229.76	-.28	-12.64		5.27	5.27	.450
		14.2	-25.32	1371.74	267.40	-6.29	-87.20	-2229.76	-.28	-2.19		3.66	3.66	.087
		21.4	-25.29	-6780.70	805.27	-6.29	-102.95	-2229.76	-.28	-10.68		4.01	4.01	.382
		28.5	-25.26	-18110.40	1343.07	-6.29	-114.89	-2229.76	-.28	-25.30		4.27	4.27	.889
303- 306 123- 1		0.0	67.36	-507.97	60.09	7.54	1.65	-10.52	3.50	9.07		.95	.95	.437
		7.2	67.36	-309.17	-348.20	2.35	2.56	-10.52	3.50	8.21		.53	.53	.407
		14.5	67.36	-19.98	-341.50	-2.37	3.63	-10.52	3.50	6.03		.60	.60	.331
		21.7	67.37	297.53	36.64	-6.08	3.52	-10.52	3.50	5.29		.88	.88	.305
		29.0	67.37	597.03	599.64	-6.51	3.47	-10.52	3.50	14.92		.91	.91	.640
303- 403 DRL- 1		0.0	-7.73	12061.58	1084.22	7.91	-46.95	1771.98	-.08	-18.94		2.43	2.43	.661
		7.1	-7.70	7328.05	407.65	7.91	-84.26	1771.98	-.08	-11.48		2.81	2.81	.402
		14.2	-7.67	1067.23	-208.96	7.91	-82.01	1771.98	-.08	-1.72		3.19	3.19	.063
		21.4	-7.64	-6041.64	-945.56	7.91	-97.75	1771.98	-.08	-10.49		3.54	3.54	.368
		28.5	-7.61	-15533.77	-1622.15	7.91	-109.70	1771.98	-.08	-24.43		3.80	3.80	.852

STRAN MEMBER DETAIL REPORT

LOAD CONDITION NO. 7

DATE 08/30/76

3-PILE ACHR STRUCTURE -- U.S. NAVY (42-IN. DIAMETER PILING) -- J.ATKINSON

MEMBER NUMBER	GROUP AND SECTN	DIST FROM END FT.	FORCE FX KIPS	MOMENT MY IN-KIPS	MOMENT MZ IN-KIPS	SHEAR FORCE FY KIPS	SHEAR FORCE FZ KIPS	TORSION MX IN-KIPS	AXIAL STRESS	BENDING STRESS Y	BENDING STRESS Z	Y SHEAR STRESS	Z SHEAR STRESS	COMB. UNITY CHECK
									KSI					
300- 400	GRL- 1	0.0	-215.16	14979.33	-1489.94	-10.96	-79.20	419.35	-2.56	-23.55		2.08	2.08	.908
		7.1	-215.13	8080.08	-552.77	-10.96	-84.97	419.35	-2.56	-12.67		2.21	2.21	.530
		14.2	-215.10	195.20	384.39	-10.96	-99.86	419.35	-2.56	-.67		2.53	2.53	.113
		21.4	-215.07	-9019.84	1321.56	-10.96	-115.25	419.35	-2.56	-14.26		2.87	2.87	.585
		28.5	-215.05	-19414.79	2254.73	-10.96	-127.42	419.35	-2.56	-30.58		3.14	3.14	1.152
401- 501	JL4- 1	0.0	-951.81	5657.83	18277.52	-95.22	44.60	225.28	-3.74	-6.74		.87	.87	.365
		1.1	-952.65	6279.57	19596.42	-97.49	46.24	225.28	-3.75	-7.25		.89	.89	.383
		2.3	-953.49	6923.31	20945.87	-99.88	47.81	225.28	-3.75	-7.78		.91	.91	.401
		3.4	-954.34	7588.42	22325.04	-101.83	49.36	225.28	-3.75	-8.31		.93	.93	.420
		4.6	-955.18	8274.51	23733.24	-103.92	50.88	225.28	-3.76	-8.86		.95	.95	.439
401- 510	P1- 1	0.0	937.99	6022.49	-528.48	-7.53	26.33	433.76	4.24	2.84		.35	.35	.246
		1.1	937.20	6584.55	-725.22	-7.53	26.46	433.76	4.24	3.01		.35	.35	.251
		2.3	936.52	6748.29	-621.96	-7.53	26.58	433.76	4.23	3.17		.35	.35	.257
		3.4	935.78	7113.72	-518.70	-7.53	26.70	433.76	4.23	3.34		.35	.35	.263
		4.6	935.05	7480.64	-415.45	-7.53	26.82	433.76	4.23	3.50		.35	.35	.268
403- 503	JL4- 1	0.0	-968.12	6228.67	-18440.18	108.79	75.17	776.34	-3.81	-6.86		1.18	1.18	.371
		1.1	-968.96	7268.78	-19944.91	111.06	76.80	776.34	-3.81	-7.48		1.20	1.20	.393
		2.3	-969.81	8330.09	-21480.19	113.26	78.38	776.34	-3.81	-8.12		1.22	1.22	.415
		3.4	-970.65	9414.57	-23045.19	115.41	79.93	776.34	-3.82	-8.78		1.24	1.24	.438
		4.6	-971.50	10518.83	-24639.22	117.49	81.44	776.34	-3.82	-9.44		1.26	1.26	.462
405- 511	P1- 1	0.0	997.69	6889.13	-465.36	5.16	27.69	155.31	4.51	3.23		.29	.29	.269
		1.1	996.95	7269.84	-536.10	5.16	27.82	155.31	4.51	3.41		.29	.29	.275
		2.3	996.21	7652.63	-606.85	5.16	27.94	155.31	4.50	3.59		.29	.29	.281
		3.4	995.48	8036.51	-677.59	5.16	28.06	155.31	4.50	3.77		.29	.29	.287
		4.6	994.74	8422.08	-748.33	5.16	28.18	155.31	4.50	3.95		.29	.29	.293
406- 506	JL4- 1	0.0	1940.63	-12404.46	2447.12	-10.63	-75.94	450.46	7.03	4.46		.67	.67	.420
		1.1	1939.79	-13435.66	2592.61	-10.63	-76.74	450.46	7.03	4.82		.69	.69	.432
		2.3	1938.94	-14504.65	2738.11	-10.63	-79.46	450.46	7.03	5.20		.71	.71	.446
		3.4	1938.09	-15610.07	2883.61	-10.63	-82.07	450.46	7.02	5.60		.73	.73	.459
		4.6	1937.24	-16750.97	3029.11	-10.63	-84.63	450.46	7.02	6.00		.75	.75	.473
406- 512	P1- 1	0.0	-2174.97	-11739.85	-287.94	-.53	-24.67	334.62	-9.83	-5.49		.30	.30	.532
		1.1	-2175.71	-12060.11	-283.41	-.53	-24.75	334.62	-9.83	-5.65		.30	.30	.538
		2.3	-2176.45	-12418.88	-278.86	-.53	-24.62	334.62	-9.84	-5.81		.30	.30	.543
		3.4	-2177.18	-12755.58	-274.36	-.53	-24.50	334.62	-9.84	-5.97		.30	.30	.549
		4.6	-2177.92	-13090.80	-269.85	-.53	-24.38	334.62	-9.84	-6.12		.30	.30	.555
501- 502	103- 1	0.0	146.48	36.28	542.79	1.25	-.84	-160.00	4.85	5.32		.85	.85	.353
		3.8	146.48	7.85	476.66	3.85	-.41	-160.00	4.85	4.27		1.01	1.01	.317
		7.6	146.48	-1.13	241.80	6.47	.02	-160.00	4.85	2.16		1.18	1.18	.244
		11.4	146.48	9.34	-111.87	9.09	.44	-160.00	4.85	1.01		1.35	1.35	.203
		15.1	146.48	39.27	-584.31	11.70	.87	-160.00	4.85	5.24		1.53	1.53	.351

STRAN MEMBER DETAIL REPORT

LOAD CONDITION NO. 7

DATE 08/30/76

3-PILE ACRR STRUCTURE -- U.S. NAVY (42-IN. DIAMETER PILING) -- J.ATKINSON

MEMBER NUMBER	GROUP AND SECT	DIST FROM END FT.	FORCE FX KIPS	MOMENT MY IN-KIPS	MOMENT MZ IN-KIPS	SHEAR FORCE FY KIPS	SHEAR FORCE FZ KIPS	TORSION MX IN-KIPS	AXIAL STRESS	BENDING STRESS Y	BENDING STRESS Z	Y SHEAR STRESS	Z SHEAR STRESS	COMB. UNITY CHECK
									KSI					
501- 504 105- 1		0.0	-345.76	-1059.11	663.60	4.21	4.31	-103.45	-11.45	-11.19		.86	.86	.858
		3.8	-345.77	-853.63	442.75	5.51	4.73	-103.45	-11.45	-8.61		.94	.94	.772
		7.6	-345.76	-629.50	162.55	6.82	5.13	-103.45	-11.45	-5.82		1.03	1.03	.680
		11.4	-345.76	-387.24	-177.37	8.14	5.51	-103.45	-11.45	-3.81		1.11	1.11	.608
		15.1	-345.77	-128.78	-576.92	9.45	5.85	-103.45	-11.45	-5.29		1.20	1.20	.640
501- 601 105- 1		0.0	-958.50	7377.12	21629.80	126.44	-36.61	32.22	-6.63	-14.04		1.83	1.83	.718
		1.5	-959.20	6726.60	19347.24	123.78	-34.70	32.22	-6.64	-12.59		1.79	1.79	.668
		3.0	-960.22	6110.58	17112.41	121.21	-32.85	32.22	-6.64	-11.17		1.75	1.75	.619
		4.6	-961.18	5527.28	14923.50	118.73	-31.07	32.22	-6.65	-9.78		1.71	1.71	.571
		6.1	-962.14	4976.17	12779.13	116.34	-29.34	32.22	-6.66	-8.43		1.67	1.67	.524
501- 602 210- 1		0.0	11.31	297.77	-1621.32	-17.54	-5.26	-296.59	.25	7.83		1.49	1.49	.281
		5.1	11.27	125.24	-884.21	-13.36	-2.43	-296.59	.25	3.31		1.30	1.30	.123
		10.1	11.22	2.80	7.76	-9.46	-1.62	-296.59	.25	.04		1.13	1.13	.010
		15.2	11.19	-72.17	470.14	-5.80	-.85	-296.59	.25	2.26		.96	.96	.087
		20.2	11.16	-101.05	716.38	-2.35	-.11	-296.59	.25	3.44		.81	.81	.128
502- 503 105- 1		0.0	151.95	46.19	-557.26	-10.78	-.71	114.39	5.03	4.83		1.23	1.23	.343
		3.8	151.95	23.44	-106.85	-6.16	-.29	114.39	5.03	.98		1.05	1.05	.209
		7.6	151.95	20.14	204.79	-5.55	.14	114.39	5.03	1.84		.88	.88	.239
		11.4	151.95	36.29	347.66	-2.94	.57	114.39	5.03	3.58		.71	.71	.299
		15.1	151.95	71.89	471.75	-.32	1.00	114.39	5.03	4.27		.58	.58	.323
502- 504 125- 1		0.0	-8.48	-127.51	5.20	1.29	.74	53.99	-.71	-4.27		1.15	1.15	.176
		3.8	-8.48	-90.37	-35.45	.41	.89	53.99	-.71	-3.25		1.07	1.07	.141
		7.6	-8.49	-48.54	-53.94	-.47	1.04	53.99	-.71	-1.92		1.10	1.10	.095
		11.4	-8.51	4.50	7.73	-1.36	1.19	53.99	-.71	-.30		1.21	1.21	.038
		15.2	-8.51	61.09	69.46	-2.23	1.30	53.99	-.71	-3.62		1.34	1.34	.154
502- 505 125- 1		0.0	-19.09	-137.51	-50.23	-1.47	.85	-51.78	-1.60	-4.90		1.15	1.15	.233
		3.8	-19.11	-95.62	-3.36	-.59	1.00	-51.78	-1.60	-3.20		1.06	1.06	.174
		7.6	-19.12	-48.65	3.32	.29	1.15	-51.78	-1.61	-1.57		1.06	1.06	.117
		11.4	-19.14	6.74	-30.13	1.18	1.29	-51.78	-1.61	-1.05		1.16	1.16	.099
		15.2	-19.14	70.05	-103.65	2.05	1.41	-51.78	-1.61	-4.18		1.28	1.28	.208
503- 505 105- 1		0.0	153.38	-919.01	-517.13	-1.13	3.65	99.51	5.08	9.44		.70	.70	.504
		3.8	153.39	-743.27	-436.12	-2.44	4.06	99.51	5.08	7.72		.76	.76	.444
		7.6	153.40	-568.66	-295.77	-3.74	4.48	99.51	5.08	5.58		.83	.83	.370
		11.4	153.38	-356.57	-95.69	-5.06	4.86	99.51	5.08	3.13		.91	.91	.285
		15.1	153.39	-107.64	104.00	-6.37	5.20	99.51	5.08	1.76		.99	.99	.237
503- 605 105- 1		0.0	-617.70	8720.99	-22535.55	-131.50	-43.99	275.00	-4.27	-14.85		2.00	2.00	.665
		1.5	-618.56	7935.93	-20180.79	-128.83	-42.08	275.00	-4.28	-13.31		1.96	1.96	.612
		3.0	-619.65	7185.17	-17855.77	-126.26	-40.23	275.00	-4.29	-11.82		1.92	1.92	.559
		4.6	-620.58	6467.52	-15552.76	-123.79	-38.45	275.00	-4.29	-10.35		1.88	1.88	.509
		6.1	-621.54	5781.66	-13316.13	-121.40	-36.72	275.00	-4.30	-8.92		1.84	1.84	.459

STRAN MEMBER DETAIL REPORT

LOAD CONDITION NO. 7

3-PILE ACHR STRUCTURE -- U.S. NAVY (42-IN. DIAMETER PILING) -- J.ATKINSON

MEMBER NUMBER	GROUP AND SECTN	DIST FROM END FT.	FORCE FX KIPS	MOMENT MY IN-KIPS	MOMENT MZ IN-KIPS	SHEAR FY KIPS	SHEAR FORCE FZ KIPS	TORSION MX IN-KIPS	AXIAL STRESS	BENDING STRESS Y	BENDING STRESS Z	Y SHEAR STRESS	Z SHEAR STRESS	COMB. UNITY CHECK
									KSI					
503- 635 210- 1		0.0	-600.35	-1629.39	275.62	6.39	10.27	165.38	-15.24	-7.85		.92	.92	.741
		5.1	-600.39	-1053.93	-54.45	4.50	8.70	165.38	-15.24	-5.02		.82	.82	.652
		10.1	-600.44	-571.59	-273.81	2.73	7.19	165.38	-15.24	-3.01		.73	.73	.590
		15.2	-600.49	-178.74	-388.12	1.05	5.75	165.38	-15.24	-2.03		.65	.65	.559
		20.2	-600.52	129.01	-403.38	-.53	4.39	165.38	-15.24	-2.01		.58	.58	.558
504- 505 125- 1		0.0	27.16	76.12	-80.12	-3.03	-.19	.76	2.28	3.70		.52	.52	.208
		3.8	27.16	69.69	17.85	-1.28	-.08	.76	2.28	2.41		.23	.23	.163
		7.6	27.16	68.83	36.53	.46	.03	.76	2.28	2.61		.09	.09	.170
		11.4	27.16	72.94	-23.96	2.20	.15	.76	2.28	2.57		.38	.38	.168
		15.2	27.16	82.21	-163.65	3.94	.26	.76	2.28	6.12		.68	.68	.292
504- 506 165- 1		0.0	-308.15	-183.71	-407.33	-6.11	7.35	41.90	-12.20	-4.00		.82	.82	.634
		5.8	-308.14	157.47	-159.36	-4.80	7.66	41.90	-12.19	-2.01		.79	.79	.574
		7.6	-308.13	512.31	29.25	-3.50	7.94	41.90	-12.19	-4.59		.76	.76	.672
		11.4	-308.14	878.00	159.23	-2.22	8.14	41.90	-12.19	-7.99		.75	.75	.792
		15.2	-308.14	1251.54	231.56	-.97	8.29	41.90	-12.19	-11.40		.74	.74	.913
505- 506 165- 1		0.0	125.06	-157.91	-103.30	-.29	6.87	-58.57	4.14	1.69		.72	.72	.203
		5.8	125.07	161.52	-60.54	-1.59	7.16	-58.57	4.14	1.54		.75	.75	.197
		7.6	125.08	494.19	41.57	-2.90	7.46	-58.57	4.14	4.44		.79	.79	.298
		11.4	125.07	857.91	202.31	-4.17	7.66	-58.57	4.14	7.72		.84	.84	.412
		15.2	125.07	1199.49	420.70	-5.43	7.80	-58.57	4.14	11.30		.89	.89	.536
506- 600 JL5- 1		0.0	1585.50	-12695.75	2532.51	10.66	12.20	447.96	10.97	7.96		1.15	1.15	.657
		1.5	1584.55	-11400.34	2334.59	10.66	08.92	447.96	10.96	7.16		1.10	1.10	.629
		3.0	1583.58	-10179.57	2136.27	10.66	05.70	447.96	10.96	6.39		1.06	1.06	.603
		4.6	1582.62	-9007.23	1938.14	10.66	02.74	447.96	10.95	5.66		1.02	1.02	.577
		6.1	1581.67	-7869.35	1740.02	10.66	59.80	447.96	10.94	4.96		.98	.98	.553
506- 634 210- 1		0.0	606.21	1620.65	1012.37	10.51	-13.40	96.32	13.57	9.90		.97	.97	.808
		5.1	606.17	1078.51	456.40	8.02	-11.05	96.32	13.56	5.57		.83	.83	.657
		10.1	606.14	478.26	35.75	5.64	-8.72	96.32	13.56	2.28		.69	.69	.543
		15.2	606.09	19.28	-255.12	3.75	-6.41	96.32	13.56	1.22		.56	.56	.506
		20.2	606.04	-301.75	-422.88	1.79	-4.17	96.32	13.56	2.47		.43	.43	.550
510- 710 P1- 1		0.0	935.09	7482.63	-308.52	-8.07	-36.56	654.38	4.23	3.40		.49	.49	.268
		6.3	931.01	4728.69	290.96	-8.07	-35.80	654.38	4.21	2.22		.49	.49	.223
		12.7	924.92	2026.35	950.36	-8.07	-35.20	654.38	4.19	1.05		.48	.48	.182
		19.0	922.83	-824.22	1609.80	-8.07	-34.52	654.38	4.17	.81		.47	.47	.173
		25.3	918.75	-3222.99	2269.24	-8.07	-33.84	654.38	4.15	1.84		.47	.47	.208
511- 711 P1- 1		0.0	990.80	5417.42	-800.99	6.37	-59.04	-123.55	-4.50	3.95		.39	.39	.293
		6.3	990.71	5474.83	-1285.59	6.37	-38.30	-123.55	4.48	2.63		.38	.38	.247
		12.7	986.62	2584.04	-1770.20	6.37	-37.66	-123.55	4.46	1.47		.37	.37	.206
		19.0	982.53	-254.96	-2254.80	6.37	-37.00	-123.55	4.44	1.06		.37	.37	.191
		25.3	978.45	-3042.16	-2739.41	6.37	-36.32	-123.55	4.42	1.91		.36	.36	.220

LOAD CONDITION NO. 7

3-PILE ACAP STRUCTURE -- U.S. NAVY (42-IN. DIAMETER PILING) -- J.ATKINSON

MEMBER NUMBER	GROUP AND SECTN	DIST FROM END PT.	FORCE FX KIPS	MOMENT MY IN-KIPS	MOMENT MZ IN-KIPS	SHEAR FORCE FY KIPS	SHEAR FORCE FZ KIPS	TORSION MX IN-KIPS	AXIAL STRESS	BENDING STRESS Y	BENDING STRESS Z	Y SHEAR STRESS	Z SHEAR STRESS	COMB. UNITY CHECK
									KSI					
512= 712	M1= 1	0.0	-2178.03	-13090.80	-269.96	-.53	63.01	361.59	-9.84	-6.12		.65	.65	.555
		6.3	-2102.12	-8273.70	-244.86	-.53	63.69	361.59	-9.86	-3.87		.66	.66	.478
		12.7	-2106.21	-3404.77	-219.77	-.53	64.38	361.59	-9.88	-1.60		.67	.67	.410
		19.0	-2190.30	1516.00	-194.67	-.53	65.06	361.59	-9.90	-.71		.67	.67	.384
		25.3	-2194.39	6486.82	-169.57	-.53	65.74	361.59	-9.92	-3.04		.68	.68	.454
601= 631	JL5= 1	0.0	-971.57	4796.05	12444.69	96.40	-53.41	504.46	-6.72	-8.19		1.57	1.57	.518
		1.5	-972.53	4173.70	10706.63	94.98	-51.73	504.46	-6.73	-7.06		1.53	1.53	.479
		3.0	-973.49	3609.60	9010.42	91.82	-50.09	504.46	-6.74	-5.96		1.49	1.49	.441
		4.6	-974.45	3074.93	7354.65	89.05	-48.51	504.46	-6.74	-4.90		1.46	1.46	.404
		6.1	-975.41	2566.75	5737.82	87.55	-46.97	504.46	-6.75	-3.86		1.42	1.42	.369
603= 633	JL5= 1	0.0	-631.96	5544.40	-12942.03	-100.88	-41.36	-213.10	-4.37	-8.65		1.57	1.57	.452
		1.5	-632.92	4804.69	-11122.21	-98.56	-39.69	-213.10	-4.38	-7.45		1.54	1.54	.411
		3.0	-633.88	4095.65	-9344.25	-96.30	-38.05	-213.10	-4.39	-6.27		1.50	1.50	.370
		4.6	-634.84	3415.79	-7606.72	-94.15	-36.46	-213.10	-4.39	-5.12		1.46	1.46	.331
		6.1	-635.80	2764.45	-5908.13	-92.03	-34.95	-213.10	-4.40	-4.01		1.43	1.43	.292
606= 636	JL5= 1	0.0	1561.67	-7889.35	1740.02	10.86	59.80	447.96	10.94	4.96		.98	.98	.553
		1.5	1569.70	-6824.26	1541.90	10.86	56.95	447.96	10.94	4.30		.94	.94	.529
		3.0	1579.74	-5810.41	1343.77	10.86	54.17	447.96	10.93	3.66		.90	.90	.507
		4.6	1578.78	-4846.31	1145.65	10.86	51.50	447.96	10.92	3.06		.87	.87	.486
		6.1	1577.82	-3930.19	947.53	10.86	48.92	447.96	10.92	2.48		.83	.83	.465
631= 651	JL6= 1	0.0	-975.44	2597.48	5725.76	86.61	-28.77	494.29	-6.75	-3.86		1.41	1.41	.369
		1.5	-975.37	2091.02	4172.13	83.71	-26.75	494.29	-6.75	-2.87		1.37	1.37	.334
		3.0	-975.29	1620.95	2670.69	80.88	-24.78	494.29	-6.75	-1.92		1.32	1.32	.301
		4.6	-975.22	1186.24	1219.90	78.16	-22.88	494.29	-6.75	-1.05		1.28	1.28	.271
		6.1	-975.15	785.71	-181.89	75.52	-21.03	494.29	-6.75	-.50		1.24	1.24	.252
632= 703	210= 1	0.0	11.16	-101.01	716.34	-2.55	-.11	-296.71	.25	3.44		.81	.81	.128
		5.5	11.10	-61.49	696.61	2.89	.70	-296.71	.24	3.33		.84	.84	.124
		11.0	11.05	-10.18	341.88	7.84	1.46	-296.71	.24	1.63		1.06	1.06	.065
		16.4	11.00	110.31	-327.82	12.47	2.14	-296.71	.24	1.64		1.26	1.26	.066
		21.9	10.96	277.29	-1292.40	16.81	2.88	-296.71	.24	6.28		1.46	1.46	.227
633= 653	JL6= 1	0.0	-635.82	2793.78	-5894.69	-91.35	-36.27	-202.53	-4.40	-4.01		1.42	1.42	.292
		1.5	-635.75	2150.47	-4254.91	-88.43	-34.25	-202.53	-4.40	-2.93		1.37	1.37	.255
		3.0	-635.68	1545.56	-2667.53	-85.60	-32.26	-202.53	-4.40	-1.89		1.33	1.33	.219
		4.6	-635.60	972.01	-1130.41	-82.88	-30.36	-202.53	-4.40	-.92		1.28	1.28	.185
		6.1	-635.53	454.65	357.53	-80.24	-28.53	-202.53	-4.40	-.35		1.24	1.24	.165
634= 701	210= 1	0.0	606.04	-501.71	-422.96	1.68	-4.37	96.12	13.36	2.47		.43	.43	.550
		5.5	606.99	-483.54	-435.50	-1.27	-1.19	96.12	13.36	3.09		.31	.31	.571
		11.0	606.95	-461.38	-259.51	-4.04	1.83	96.12	13.36	2.52		.42	.42	.551
		16.5	606.92	-245.81	93.03	-6.64	4.69	96.12	13.36	1.25		.59	.59	.507
		21.9	606.89	152.12	609.69	-9.93	7.37	96.12	13.36	2.99		.74	.74	.568

STRAN MEMBER DETAIL REPORT

LOAD CONDITION NO. 7

DATE 08/30/76

3-PILE ACMR STRUCTURE -- U.S. NAVY (42-IN. DIAMETER PILING) -- J.ATKINSON

MEMBER NUMBER	GROUP AND SECTN	DIST FROM END FT.	FORCE FA KIPS	MOMENT MY IN-KIPS	MOMENT MZ IN-KIPS	SHEAR FORCE FY KIPS	SHEAR FORCE FZ KIPS	TORSION MX IN-KIPS	AXIAL STRESS	BENDING STRESS Y	BENDING STRESS Z	Y SHEAR STRESS KSI	Z SHEAR STRESS KSI	COMB. UNITY CHECK
635- 706 210- 1		0.0	-600.52	128.97	-403.39	-.71	4.33	165.38	-13.24	-2.01		.58	.58	.563
		5.5	-600.59	335.90	-277.76	-3.07	1.98	165.38	-13.24	-2.07		.55	.55	.565
		11.0	-600.64	392.33	-1.81	-5.29	-.24	165.38	-13.24	-1.86		.62	.62	.559
		16.4	-600.67	307.69	413.62	-7.31	-2.31	165.38	-13.24	-2.45		.73	.73	.577
		21.9	-600.72	90.95	956.15	-9.17	-4.26	165.38	-13.24	-4.56		.83	.83	.644
635- 650 JL0- 1		0.0	1577.82	-3930.19	947.53	10.86	48.92	447.96	10.92	2.48		.83	.83	.465
		1.5	1577.90	-3076.76	749.40	10.86	44.64	447.96	10.92	1.95		.77	.77	.447
		3.0	1577.98	-2300.47	551.28	10.86	40.45	447.96	10.92	1.45		.72	.72	.430
		4.6	1578.05	-1599.41	353.16	10.86	36.40	447.96	10.92	1.01		.66	.66	.414
		6.1	1578.13	-971.31	155.03	10.86	32.46	447.96	10.92	.60		.61	.61	.400
651- 701 JL0- 1		0.0	-1012.31	853.90	288.53	32.02	-21.27	1234.32	-7.00	-.55		.91	.91	.263
		1.8	-1012.23	422.88	-361.22	29.03	-19.22	1234.32	-7.00	-.34		.86	.86	.256
		3.5	-1012.13	34.67	-948.45	26.15	-17.25	1234.32	-7.00	-.58		.81	.81	.264
		5.3	-1012.05	-312.35	-1475.50	23.37	-15.35	1234.32	-7.00	-.93		.77	.77	.275
		7.1	-1011.95	-619.57	-1944.51	20.70	-13.51	1234.32	-7.00	-1.25		.72	.72	.287
653- 703 JL0- 1		0.0	-667.37	842.14	-162.31	-36.63	-28.52	-935.79	-4.62	-.41		.93	.93	.175
		1.8	-667.28	56.83	585.56	-33.64	-26.47	-935.79	-4.62	-.36		.88	.88	.173
		3.5	-667.19	-485.87	1270.90	-30.76	-24.50	-935.79	-4.62	-.84		.83	.83	.189
		5.3	-667.10	-986.95	1896.07	-27.98	-22.60	-935.79	-4.62	-1.31		.79	.79	.206
		7.1	-667.01	-1448.48	2463.19	-25.30	-20.76	-935.79	-4.62	-1.76		.74	.74	.221
656- 706 JL0- 1		0.0	1578.15	-971.31	154.82	10.86	31.73	448.03	10.92	.60		.60	.60	.400
		1.8	1578.24	-543.44	-76.34	10.86	27.28	448.03	10.92	.22		.54	.54	.387
		3.5	1578.33	191.31	-307.50	10.86	22.96	448.03	10.92	.22		.49	.49	.387
		5.3	1578.41	630.31	-538.66	10.86	18.84	448.03	10.92	.51		.44	.44	.397
		7.1	1578.50	944.59	-769.82	10.86	14.83	448.03	10.92	.77		.39	.39	.406
701- 702 157- 1		0.0	40.83	45.45	-81.49	-4.16	-.57	-18.35	2.80	2.13		.78	.78	.171
		4.7	40.83	10.45	83.84	-1.72	-.46	-18.35	2.80	1.95		.45	.45	.165
		9.4	40.83	-.47	111.92	.72	-.35	-18.35	2.80	2.56		.32	.32	.186
		14.1	40.83	-23.54	2.92	3.15	-.25	-18.35	2.80	.54		.64	.64	.116
		18.8	40.83	-34.14	-243.23	5.59	-.14	-18.35	2.80	5.61		.98	.98	.292
701- 704 157- 1		0.0	-7.56	-29.88	48.10	-1.26	-.21	-5.68	-.52	-1.29		.24	.24	.071
		4.7	-7.58	-36.43	85.27	-.06	-.10	-5.68	-.52	-2.13		.08	.08	.100
		9.4	-7.59	-40.91	55.05	1.14	.01	-5.68	-.52	-1.57		.22	.22	.080
		14.1	-7.60	-37.45	-42.58	2.33	.11	-5.68	-.52	-1.29		.39	.39	.071
		18.8	-7.61	-29.88	-207.62	3.53	.17	-5.68	-.52	-4.79		.55	.55	.192
701- 801 JL7- 1		0.0	-356.77	-1356.44	-2213.76	10.58	-6.57	300.80	-4.76	-3.30		.54	.54	.280
		8.6	-352.67	-1656.95	-2708.79	-.70	.54	300.80	-4.71	-4.04		.22	.22	.304
		17.2	-348.59	-1279.80	-2119.24	-10.48	6.60	300.80	-4.65	-3.15		.54	.54	.271
		25.9	-324.46	-524.72	-582.54	-19.04	11.73	300.80	-4.59	-.85		.82	.82	.196
		34.5	-320.39	111.38	1776.93	-26.50	16.05	300.80	-4.53	-2.67		1.07	1.07	.250

LOAD CONDITION NO. 7

S-PILE ACNR STRUCTURE -- U.S. NAVY (42-IN. DIAMETER PILING) -- J.ATKINSON

MEMBER NUMBER	GROUP AND SECTN	DIST FROM END FT.	FORCE FX KIPS	MOMENT MY IN-KIPS	MOMENT MZ IN-KIPS	SHEAR FORCE FY KIPS	SHEAR FORCE FZ KIPS	TORSION MX IN-KIPS	AXIAL STRESS	BENDING STRESS Y	BENDING STRESS Z	Y SHEAR STRESS	Z SHEAR STRESS	COMB. UNITY CHECK
									KSI					
701- 800 200- 1		0.0	-479.67	-1013.96	-519.83	-7.35	9.27	10.52	-12.61	-6.38		.65	.65	.898
		13.6	-479.57	118.07	315.64	-2.98	4.68	10.52	-12.61	-1.89		.32	.32	.688
		27.2	-479.49	537.77	400.78	.88	.51	10.52	-12.60	-4.04		.08	.08	.749
		40.8	-479.40	299.13	52.51	4.28	-3.37	10.52	-12.60	-1.70		.32	.32	.679
		54.4	-479.31	-536.78	-890.89	7.22	-6.82	10.52	-12.60	-5.83		.55	.55	.872
702- 703 157- 1		0.0	40.46	-26.80	-255.84	-5.89	.06	3.30	2.78	5.87		.85	.85	.300
		4.7	40.46	-20.60	7.02	-5.45	.16	3.30	2.78	.50		.51	.51	.114
		9.4	40.46	-8.32	132.61	-1.01	.27	3.30	2.78	3.03		.18	.18	.202
		14.1	40.46	10.01	121.13	1.42	.38	3.30	2.78	2.77		.24	.24	.193
		18.8	40.46	34.40	-27.50	3.86	.49	3.30	2.78	1.01		.57	.57	.131
702- 704 127- 1		0.0	-8.18	-5.01	92.53	2.25	-.11	6.90	-.69	-3.10		.49	.49	.136
		4.7	-8.18	-6.53	-8.99	1.62	-.02	6.90	-.69	-.33		.32	.32	.039
		9.4	-8.18	-6.77	-44.60	.19	.08	6.90	-.69	-1.51		.15	.15	.080
		14.1	-8.19	.14	-26.29	-.64	.16	6.90	-.69	-.88		.26	.26	.059
		18.8	-8.19	10.60	49.93	-1.87	.21	6.90	-.69	-1.71		.43	.43	.087
702- 705 127- 1		0.0	-7.62	-13.94	-79.92	-2.15	-.08	-3.58	-.64	-2.71		.42	.42	.120
		4.7	-7.62	-10.07	12.26	-1.12	.01	-3.58	-.64	-.68		.25	.25	.050
		9.4	-7.62	-12.93	46.53	-.09	.10	-3.58	-.64	-1.61		.08	.08	.082
		14.1	-7.62	-4.65	22.89	.93	.19	-3.58	-.64	-.78		.22	.22	.053
		18.8	-7.62	7.21	-58.67	1.96	.25	-3.58	-.64	-1.98		.39	.39	.095
703- 705 137- 1		0.0	-7.06	-10.78	-108.40	.88	-.23	7.16	-.48	-2.49		.21	.21	.110
		4.7	-7.07	-20.75	-124.10	-.32	-.12	7.16	-.49	-2.87		.13	.13	.124
		9.4	-7.08	-24.65	-12.38	-1.52	-.02	7.16	-.49	-1.75		.29	.29	.085
		14.1	-7.10	-22.60	46.73	-2.72	.08	7.16	-.49	-1.18		.45	.45	.065
		18.8	-7.11	-16.21	253.26	-3.91	.14	7.16	-.49	-5.34		.62	.62	.210
703- 801 200- 1		0.0	-14.02	126.46	1413.18	17.19	-2.13	-5.21	-.37	-7.94		.92	.92	.293
		13.6	-13.93	-106.38	-562.78	7.50	-.76	-5.21	-.37	-3.32		.41	.41	.133
		27.2	-13.86	-139.57	-1099.30	-1.01	.33	-5.21	-.36	-6.20		.06	.06	.233
		40.8	-13.80	-7.81	-508.35	-8.51	1.25	-5.21	-.36	-1.73		.46	.46	.077
		54.4	-13.70	257.72	1624.48	-15.09	1.96	-5.21	-.36	-9.23		.81	.81	.338
703- 803 JL7- 1		0.0	-649.65	-1135.25	2199.17	-12.59	-9.33	229.85	-9.19	-3.15		.59	.59	.437
		8.8	-645.53	-1721.04	2902.57	-1.51	-2.22	229.85	-9.13	-4.29		.22	.22	.470
		17.2	-641.45	-1629.17	2521.35	8.47	5.84	229.85	-9.07	-3.82		.41	.41	.453
		25.9	-637.34	-959.38	1192.97	17.02	8.97	229.85	-9.02	-1.95		.69	.69	.394
		34.5	-633.25	197.48	-960.16	24.49	13.29	229.85	-8.96	-1.25		.93	.93	.370
704- 705 127- 1		0.0	15.67	7.10	-138.59	-4.11	-.08	-2.60	1.32	4.64		.73	.73	.207
		4.7	15.67	3.75	34.40	-2.04	-.04	-2.60	1.32	1.16		.39	.39	.086
		9.4	15.67	5.04	91.25	.02	.01	-2.60	1.32	3.05		.05	.05	.152
		14.1	15.67	4.96	52.11	2.08	.06	-2.60	1.32	1.09		.39	.39	.083
		18.8	15.67	9.52	-145.07	4.14	.10	-2.60	1.32	4.79		.78	.78	.212

STRAN MEMBER DETAIL REPORT

LOAD CONDITION NO. 7

3-PILE ACMR STRUCTURE -- U.S. NAVY (42-IN. DIAMETER PILING) -- J.ATKINSON

MEMBER NUMBER	GROUP AND SECTN	DIST FROM END FT.	FORCE FX KIPS	MOMENT MY IN-KIPS	MOMENT MZ IN-KIPS	SHEAR FORCE FY KIPS	SHEAR FORCE FZ KIPS	TORSION MX IN-KIPS	AXIAL STRESS	BENDING STRESS Y	BENDING STRESS Z	Y SHEAR STRESS	Z SHEAR STRESS	COMB. UNITY CHECK
									KSI					
704- 706	137- 1	0.0	-24.71	-31.04	-19.10	-1.63	.46	14.41	-1.69	-.84		.42	.42	.114
		4.7	-24.72	-3.95	50.25	-.05	.52	14.41	-1.70	-1.15		.28	.28	.124
		9.4	-24.72	26.25	55.43	.51	.55	14.41	-1.70	-1.36		.27	.27	.131
		14.1	-24.72	57.24	-7.23	1.04	.55	14.41	-1.70	-1.32		.40	.40	.130
		18.8	-24.74	87.29	-130.25	2.73	.52	14.41	-1.70	-3.56		.55	.55	.209
705- 706	137- 1	0.0	-24.04	-22.72	31.52	1.96	.48	-7.62	-1.65	-.89		.37	.37	.113
		4.7	-24.05	0.14	-45.33	.77	.54	-7.62	-1.65	-1.04		.22	.22	.116
		9.4	-24.05	37.53	-56.01	-.38	.57	-7.62	-1.65	-1.54		.18	.18	.135
		14.1	-24.05	64.71	-2.84	-1.50	.57	-7.62	-1.65	-1.59		.31	.31	.137
		18.8	-24.07	100.94	112.68	-2.60	.54	-7.62	-1.65	-3.45		.45	.45	.202
705- 805	200- 1	0.0	487.81	1295.47	-1043.10	-10.29	-11.23	-2.46	12.82	9.30		.81	.81	.768
		13.5	487.73	-90.50	194.25	-4.97	-5.78	-2.46	12.82	1.20		.41	.41	.487
		27.2	487.40	-611.69	608.17	-.17	-.68	-2.46	12.82	4.83		.04	.04	.613
		40.8	487.92	-340.69	281.50	4.09	3.89	-2.46	12.83	2.47		.30	.30	.531
		54.4	488.31	823.57	-699.42	7.65	7.84	-2.46	12.83	5.24		.59	.59	.628
705- 806	JL7- 1	0.0	898.22	2557.21	316.18	2.80	19.93	-194.96	12.59	3.02		.69	.69	.542
		8.5	894.30	3504.27	26.34	2.80	2.66	-194.96	12.65	4.46		.23	.23	.594
		17.2	894.42	2975.55	-263.51	2.80	-12.61	-194.96	12.71	3.80		.49	.49	.573
		25.9	902.52	948.43	-553.35	2.80	-26.33	-194.96	12.77	1.40		.87	.87	.492
		34.5	906.61	-2422.07	-843.20	2.80	-38.69	-194.96	12.83	3.26		1.22	1.22	.559
710- 810	M2- 1	0.0	918.71	-3220.57	2272.66	-8.51	4.40	652.96	3.66	1.64		.21	.21	.104
		8.5	912.39	-2711.76	3152.52	-8.51	5.45	652.96	3.65	1.73		.22	.22	.186
		17.2	906.08	-2094.26	4032.38	-8.51	6.50	652.96	3.61	1.89		.22	.22	.191
		25.9	899.76	-1366.08	4912.24	-8.51	7.55	652.96	3.58	2.13		.23	.23	.196
		34.5	893.45	-535.22	5792.10	-8.51	8.60	652.96	3.55	2.42		.23	.23	.206
711- 811	M2- 1	0.0	978.42	-3039.48	-2741.65	6.21	-4.00	580.15	3.69	1.71		.18	.18	.194
		8.6	972.10	-3596.80	-3383.64	6.21	-2.95	580.15	3.67	2.00		.18	.18	.204
		17.2	965.79	-3049.45	-4025.64	6.21	-1.90	580.15	3.64	2.26		.17	.17	.212
		25.9	959.47	-3791.38	-4667.64	6.21	-.85	580.15	3.62	2.51		.17	.17	.220
		34.5	953.15	-3020.04	-5309.65	6.21	.20	580.15	3.59	2.73		.17	.17	.226
712- 812	M2- 1	0.0	-2196.30	6486.62	-170.36	-.33	-6.05	-303.22	-8.73	-2.70		.11	.11	.411
		8.6	-2200.61	5917.28	-136.22	-.33	-5.00	-303.22	-8.76	-2.47		.10	.10	.404
		17.2	-2206.93	5454.85	-102.09	-.33	-3.95	-303.22	-8.78	-2.27		.09	.09	.399
		25.9	-2213.25	5101.33	-67.96	-.33	-2.89	-303.22	-8.81	-2.13		.09	.09	.396
		34.5	-2219.56	4856.72	-33.83	-.33	-1.84	-303.22	-8.83	-2.02		.08	.08	.393
801- 802	100- 1	0.0	60.46	22.55	70.51	-2.95	-.47	-34.07	2.48	.81		.43	.43	.114
		5.9	60.46	-5.67	194.54	-.08	-.35	-34.07	2.48	2.17		.25	.25	.162
		11.8	60.46	-23.81	167.04	1.57	-.18	-34.07	2.48	1.84		.32	.32	.150
		17.7	60.46	-31.69	-23.44	3.81	-.04	-34.07	2.48	.44		.50	.50	.101
		23.7	60.46	-29.90	-374.16	6.06	.10	-34.07	2.48	4.10		.68	.66	.229

STRAW MEMBER TAIL REPORT

LOAD CONDITION NO. 7 DATE 08/30/76

3-PILE ACOR STRUCTURE -- U.S. NAVY (42-IN. DIAMETER PILING) -- J.ATKINSON

MEMBER NUMBER	GROUP AND SEGM	DIST FROM END FT.	FORCE FX KIPS	MOMENT MY IN-KIPS	MOMENT MZ IN-KIPS	SHEAR FORCE FY KIPS	SHEAR FORCE FZ KIPS	TORSION MX IN-KIPS	AXIAL STRESS	BENDING STRESS Y	BENDING STRESS Z	Y SHEAR STRESS KSI	Z SHEAR STRESS KSI	COMB. UNITY CHECK
801= 804	180= 1	0.0	134.12	-195.93	189.65	-.86	.32	-12.37	5.51	2.96		.14	.14	.295
		5.9	134.12	-167.85	211.25	.27	.46	-12.37	5.51	2.95		.11	.11	.294
		11.8	134.11	-131.19	150.66	1.44	.56	-12.37	5.51	2.18		.19	.19	.267
		17.7	134.10	-86.44	7.34	2.60	.64	-12.37	5.51	.97		.29	.29	.225
		23.7	134.09	-39.82	-218.72	3.77	.75	-12.37	5.51	2.43		.38	.38	.276
801=1001	JL0= 1	0.0	-54.44	1012.40	1827.46	16.26	-8.08	-189.68	-.83	-2.66		.63	.63	.123
		5.9	-54.32	574.72	998.65	9.55	-4.35	-189.68	-.77	-.79		.42	.42	.056
		17.2	-54.21	91.61	-170.75	3.51	-1.20	-189.68	-.71	-.25		.23	.23	.035
		25.9	-46.11	109.60	-246.06	-1.84	1.42	-189.68	-.65	-.34		.19	.19	.036
		34.5	-42.00	519.70	95.45	-3.98	2.13	-189.68	-.59	-.42		.25	.25	.037
801=1002	160= 1	0.0	-2.39	31.68	-592.97	-7.41	-.79	-.66	-.10	-6.49		.62	.62	.230
		10.4	-2.33	-34.47	95.60	-3.70	-.29	-.66	-.10	-1.11		.31	.31	.043
		20.4	-2.26	-45.56	343.40	-.34	.08	-.66	-.09	-3.79		.03	.03	.136
		31.1	-2.23	-16.55	190.09	2.74	.39	-.66	-.09	-2.09		.23	.23	.077
		41.5	-2.17	55.29	-263.69	4.14	.65	-.66	-.09	-2.94		.35	.35	.106
801=1004	160= 1	0.0	-327.43	-532.86	-149.44	-2.77	5.60	-23.82	-13.45	-6.05		.64	.64	.903
		10.4	-327.40	-9.24	100.11	-1.25	2.94	-23.82	-13.45	-1.10		.39	.39	.675
		20.4	-327.34	184.82	171.75	.09	.28	-23.82	-13.44	-2.76		.15	.15	.751
		31.1	-327.29	67.28	80.28	1.36	-2.12	-23.82	-13.44	-1.14		.24	.24	.677
		41.5	-327.23	-299.56	-135.76	1.95	-3.43	-23.82	-13.44	-3.59		.45	.45	.790
802= 803	180= 1	0.0	58.92	-29.88	-406.50	-6.60	-.04	32.01	2.42	4.45		.72	.72	.239
		5.9	58.92	-27.49	-17.50	-4.36	.10	32.01	2.42	.36		.53	.53	.096
		11.8	58.92	-15.04	211.96	-2.11	.25	32.01	2.42	2.32		.35	.35	.165
		17.7	58.92	7.49	262.04	.14	.39	32.01	2.42	3.08		.21	.21	.191
		23.7	58.92	40.07	192.88	2.38	.55	32.01	2.42	2.15		.38	.38	.159
802= 804	140= 1	0.0	-9.68	-31.18	89.55	1.67	.07	11.61	-.81	-3.17		.48	.48	.145
		5.9	-9.69	-24.42	.01	.85	.12	11.61	-.81	-.82		.34	.34	.064
		11.8	-9.69	-13.45	-31.20	.03	.18	11.61	-.81	-1.14		.23	.23	.075
		17.7	-9.70	1.70	-4.15	-.79	.24	11.61	-.81	-.15		.33	.33	.041
		23.7	-9.71	21.05	80.80	-1.59	.30	11.61	-.82	-2.79		.47	.47	.132
802= 805	140= 1	0.0	-6.80	-31.60	-57.21	-1.55	.07	-11.82	-.57	-2.19		.46	.46	.101
		5.9	-6.80	-24.48	23.67	-.73	.13	-11.82	-.57	-1.14		.32	.32	.064
		11.8	-6.81	-13.10	46.23	.09	.19	-11.82	-.57	-1.61		.23	.23	.081
		17.7	-6.81	2.35	10.53	.91	.25	-11.82	-.57	-.36		.36	.36	.037
		23.7	-6.83	22.05	-63.08	1.71	.31	-11.82	-.57	-2.87		.49	.49	.125
803= 805	180= 1	0.0	-172.68	-185.54	-331.28	-.50	.30	16.03	-7.09	-4.15		.12	.12	.492
		5.9	-172.68	-159.57	-270.29	-1.43	.44	16.03	-7.09	-3.43		.21	.21	.469
		11.8	-172.69	-124.96	-127.11	-2.60	.55	16.03	-7.09	-1.95		.31	.31	.423
		17.7	-172.70	-84.30	98.79	-3.77	.61	16.03	-7.09	-1.42		.40	.40	.403
		23.7	-172.71	-37.77	407.43	-4.93	.70	16.03	-7.09	-4.47		.50	.50	.495

STRAN MEMBER DETAIL REPORT

LOAD CONDITION NO. 7

DATE 08/30/76

3-PILE ACMR STRUCTURE -- U.S. NAVY (42-IN. DIAMETER PILING) -- J.ATKINSON

MEMBER NUMBER	GROUP AND SECTN	DIST FROM END FT.	FORCE FX KIPS	MOMENT MY IN-KIPS	MOMENT MZ IN-KIPS	SHEAR FORCE FY KIPS	SHEAR FORCE FZ KIPS	TORSION MX IN-KIPS	AXIAL STRESS KSI	BENDING STRESS Y KSI	BENDING STRESS Z KSI	Y SHEAR STRESS KSI	Z SHEAR STRESS KSI	COMB. UNITY CHECK
803-1002	100- 1	0.0	.54	41.11	519.71	7.13	-.81	.74	.02	5.70		.59	.59	.199
		10.4	.50	-27.84	-153.47	3.42	-.31	.74	.02	1.49		.29	.29	.053
		20.8	.67	-41.53	-345.87	.05	.06	.74	.03	3.81		.01	.01	.153
		31.1	.71	-15.15	-157.15	-3.02	.37	.74	.03	1.73		.25	.25	.061
		41.5	.76	52.11	332.03	-4.42	.63	.74	.03	3.67		.37	.37	.129
803-1003	JL8- 1	0.0	-56.99	-70.59	-800.49	-13.76	-5.36	346.86	-.81	-1.02		.64	.64	.065
		8.6	-52.87	-426.55	269.60	-7.05	-1.63	346.86	-.75	-.64		.43	.43	.050
		17.2	-48.76	-426.15	660.28	-1.01	1.52	346.86	-.69	-1.02		.27	.27	.061
		25.9	-44.66	-128.45	496.90	4.35	4.14	346.86	-.65	-.65		.39	.39	.046
		34.5	-40.55	365.09	-103.35	6.48	4.85	346.86	-.57	-.48		.45	.45	.038
803-1005	100- 1	0.0	-326.63	-441.66	164.21	2.87	5.26	12.38	-13.42	-5.15		.56	.56	.860
		10.4	-326.59	34.91	-97.86	1.55	2.59	12.38	-13.41	-1.16		.30	.30	.676
		20.8	-326.55	189.92	-182.02	.01	-.07	12.38	-13.41	-2.88		.07	.07	.755
		31.1	-326.48	29.32	-103.06	-1.26	-2.47	12.38	-13.41	-1.17		.30	.30	.677
		41.5	-326.42	-380.56	100.46	-1.65	-3.78	12.38	-13.41	-4.30		.41	.41	.820
804- 805	148- 1	0.0	15.52	19.48	-165.91	-3.30	-.11	.09	1.39	5.59		.56	.56	.242
		5.9	15.52	15.07	11.36	-1.70	-.05	.09	1.39	.59		.29	.29	.069
		11.8	15.52	12.06	75.28	-.10	.01	.09	1.39	2.55		.02	.02	.137
		17.7	15.52	14.04	25.95	1.49	.07	.09	1.39	1.00		.25	.25	.085
		23.7	15.52	21.42	-156.66	3.09	.15	.09	1.39	4.63		.52	.52	.209
804- 806	100- 1	0.0	116.75	-49.17	28.00	-1.25	1.14	28.51	4.80	.62		.29	.29	.148
		5.9	116.75	34.72	76.69	-.13	1.22	28.51	4.80	.92		.26	.26	.198
		11.8	116.76	124.48	47.69	.95	1.31	28.51	4.80	1.46		.29	.29	.217
		17.8	116.77	220.12	-58.36	2.04	1.39	28.51	4.80	2.49		.36	.36	.253
		23.7	116.78	321.64	-241.53	3.12	1.47	28.51	4.80	4.40		.44	.44	.319
805- 806	100- 1	0.0	-168.54	-47.60	187.70	2.82	1.13	-27.60	-7.74	-2.12		.40	.40	.455
		5.9	-168.54	35.52	27.96	1.70	1.21	-27.60	-7.74	-.49		.32	.32	.405
		11.8	-168.53	124.53	-54.06	.01	1.29	-27.60	-7.74	-1.48		.27	.27	.444
		17.8	-168.52	219.40	-59.05	-.47	1.38	-27.60	-7.74	-2.48		.27	.27	.485
		23.7	-168.51	320.19	15.08	-1.56	1.46	-27.60	-7.74	-3.50		.33	.33	.528
805-1004	100- 1	0.0	326.90	395.96	422.61	4.56	-4.62	-14.58	13.43	6.33		.61	.61	.686
		10.4	326.98	-22.18	-6.57	2.36	-2.14	-14.58	13.43	.25		.34	.34	.475
		20.8	327.05	-147.16	-171.02	.51	.09	-14.58	13.43	2.47		.11	.11	.552
		31.1	327.09	-6.95	-69.56	-1.54	2.11	-14.58	13.43	.98		.30	.30	.501
		41.5	327.16	533.05	178.19	-2.49	5.10	-14.58	13.44	4.13		.41	.41	.610
806-1005	100- 1	0.0	324.93	481.54	-380.25	-4.45	-4.95	26.43	13.35	6.71		.69	.69	.696
		10.4	325.02	22.07	34.86	-2.24	-2.47	26.43	13.35	.45		.42	.42	.479
		20.8	325.09	-144.25	185.24	-.20	-.24	26.43	13.35	2.57		.17	.17	.553
		31.1	325.15	-45.57	89.71	1.69	1.78	26.43	13.35	1.10		.35	.35	.502
		41.5	325.19	253.27	-192.12	2.60	2.77	26.43	13.36	3.47		.46	.46	.585

S T R A U [illegible] E L R E P O R T

[illegible] CONDITION NO. 7

S-PILE ACTS STRUCTURE -- U.S. NAVY (42-IN. DIAMETER PILING) -- J.ATKINSON

MEMBER NUMBER	GROUP AND SECTN	DIST FROM END FT.	FORCE FX KIPS	MOMENT MY IN-KIPS	MOMENT MZ IN-KIPS	SHEAR FY KIPS	SHEAR FZ KIPS	TORSION MX IN-KIPS	AXIAL STRESS	BENDING STRESS Y KSI	BENDING STRESS Z KSI	Y SHEAR STRESS KSI	Z SHEAR STRESS KSI	COMB. UNITY CHECK
808-1008	JL3= 1	0.0	81.40	-1497.42	-1106.73	-2.08	25.45	127.83	.67	2.41		.75	.75	.114
		5.5	85.47	527.73	-308.98	-2.08	11.98	127.83	.93	1.18		.43	.43	.073
		17.2	84.50	1007.08	-571.20	-2.08	1.50	127.83	.98	1.47		.17	.17	.085
		25.9	73.68	819.09	-273.44	-2.08	-5.67	127.83	1.04	.66		.34	.34	.066
		34.5	77.70	-865.98	24.32	-2.08	-15.41	127.83	1.10	.85		.52	.52	.083
810-1010	P2= 1	0.0	893.84	-530.39	5740.53	-0.05	11.38	-285.89	3.55	2.42		.17	.17	.206
		8.6	887.13	893.12	6054.50	-0.05	12.44	-285.89	3.53	2.80		.18	.18	.220
		17.2	880.41	2033.49	7578.46	-0.05	13.49	-285.89	3.50	3.27		.19	.19	.239
		25.9	874.50	3442.71	8472.46	-0.05	14.54	-285.89	3.48	3.82		.19	.19	.253
		34.5	868.10	5040.79	9300.44	-0.05	15.59	-285.89	3.45	4.43		.20	.20	.274
811-1011	P2= 1	0.0	955.13	-3029.19	-5305.12	0.54	25.57	890.85	3.79	2.73		.40	.40	.225
		8.6	948.41	-1139.48	-5961.70	0.54	26.62	890.85	3.77	2.53		.40	.40	.219
		17.2	940.50	1077.08	-6617.44	0.54	27.68	890.85	3.74	2.84		.41	.41	.229
		25.9	934.15	4593.50	-7273.10	0.54	28.73	890.85	3.72	3.58		.42	.42	.254
		34.5	927.87	7810.77	-7928.75	0.54	29.78	890.85	3.69	4.53		.43	.43	.287
812-1012	P2= 1	0.0	-2219.60	4050.72	-33.05	-.55	-44.86	278.98	-8.83	-2.02		.42	.42	.393
		8.6	-2225.41	270.24	1.75	-.55	-43.93	278.98	-8.85	-.11		.41	.41	.355
		17.2	-2232.13	-4207.52	35.21	-.55	-42.78	278.98	-8.88	1.75		.40	.40	.367
		25.9	-2238.44	-8578.57	69.34	-.55	-41.73	278.98	-8.91	3.57		.39	.39	.444
		34.5	-2244.76	-12850.90	103.47	-.55	-40.68	278.98	-8.93	5.35		.38	.38	.469
1001-1002	100= 1	0.0	142.53	-50.10	240.46	.75	.44	120.47	5.19	2.10		.61	.61	.253
		7.1	142.53	-10.66	169.84	.90	.29	120.47	5.19	1.46		.62	.62	.231
		14.3	142.53	.15	85.90	1.04	.15	120.47	5.19	.74		.63	.63	.206
		21.4	142.53	0.85	-4.69	1.18	.01	120.47	5.19	.09		.63	.63	.183
		28.6	142.53	1.56	-116.20	1.33	-.14	120.47	5.19	.99		.65	.65	.215
1001-1004	100= 1	0.0	137.13	-340.74	503.15	1.01	2.20	56.06	4.99	4.16		.42	.42	.318
		7.1	137.13	-143.00	215.29	1.09	2.12	56.06	4.99	2.46		.41	.41	.259
		14.3	137.10	-17.49	115.40	1.19	1.96	56.06	4.99	1.00		.41	.41	.208
		21.4	137.08	145.76	8.92	1.30	1.83	56.06	4.99	1.25		.40	.40	.217
		28.6	137.09	306.01	-109.40	1.45	1.69	56.06	4.99	2.70		.40	.40	.267
1002-1003	100= 1	0.0	140.75	.55	-77.65	-1.07	.12	-89.85	5.12	.66		.46	.46	.231
		7.1	140.75	8.39	8.27	-.93	-.03	-89.85	5.12	.08		.45	.45	.181
		14.3	140.75	-84.03	81.95	-.79	-.17	-89.85	5.12	.70		.44	.44	.202
		21.4	140.75	-24.09	143.59	-.65	-.31	-89.85	5.12	1.24		.44	.44	.221
		28.6	140.75	-57.59	192.61	-.50	-.46	-89.85	5.12	1.72		.43	.43	.237
1002-1005	100= 1	0.0	-0.51	-157.77	-2.43	.04	.64	15.95	-.55	-5.28		.41	.41	.209
		7.1	-0.46	-80.15	-3.27	-.02	.64	15.95	-.54	-2.86		.41	.41	.120
		14.3	-0.44	-14.53	1.19	-.08	.64	15.95	-.54	-.49		.41	.41	.042
		21.4	-0.41	57.09	10.95	-.14	.64	15.95	-.54	-1.94		.41	.41	.093
		28.6	-0.37	120.71	20.01	-.21	.64	15.95	-.53	-4.39		.41	.41	.178

STRAN MEMBER DETAIL REPORT

DATE 08/30/76

LOAD CONDITION NO. 7

3-PILE ACHR STRUCTURE -- U.S. NAVY (42-IN. DIAMETER PILING) -- J.ATKINSON

MEMBER NUMBER	GROUP AND SECTN	DIST FROM END FT.	FORCE FX KIPS	MOMENT MY IN-KIPS	MOMENT MZ IN-KIPS	SHEAR FORCE FY KIPS	SHEAR FORCE FZ KIPS	TORSION MX IN-KIPS	AXIAL STRESS	BENDING STRESS Y	BENDING STRESS Z	Y SHEAR STRESS	Z SHEAR STRESS	COMB. UNITY CHECK
									KSI					
1002-1005	140- 1	0.0	-6.16	-145.03	3.02	-.05	.79	-18.57	-.52	-4.85		.44	.44	.193
		7.1	-6.12	-77.04	4.73	.01	.79	-18.57	-.51	-2.58		.44	.44	.114
		14.3	-6.09	-9.04	1.14	.07	.79	-18.57	-.51	-.30		.44	.44	.035
		21.4	-6.05	58.95	-7.75	.13	.79	-18.57	-.51	-1.99		.45	.45	.093
		28.6	-6.02	126.94	-21.93	.20	.79	-18.57	-.51	-4.31		.45	.45	.173
1003-1005	180- 1	0.0	129.90	-390.45	-281.78	-1.00	2.06	-73.15	4.73	9.11		.43	.43	.307
		7.1	129.90	-220.11	-192.62	-1.09	1.92	-73.15	4.73	2.50		.47	.47	.251
		14.3	129.87	-62.01	-95.45	-1.18	1.77	-73.15	4.72	.97		.47	.47	.198
		21.4	129.85	83.85	10.31	-1.29	1.63	-73.15	4.72	.72		.46	.46	.189
		28.6	129.80	217.47	127.91	-1.45	1.49	-73.15	4.72	2.16		.46	.46	.239
1004-1005	140- 1	0.0	13.32	32.51	-27.91	-.31	-.04	2.49	1.12	1.43		.09	.09	.069
		7.1	13.32	29.05	-7.29	-.17	-.04	2.49	1.12	1.00		.07	.07	.074
		14.3	13.32	25.56	1.06	-.03	-.04	2.49	1.12	.45		.05	.05	.069
		21.4	13.32	22.09	2.85	.12	-.04	2.49	1.12	.74		.06	.06	.065
		28.6	13.32	18.61	-19.02	.26	-.04	2.49	1.12	.89		.09	.09	.070
1004-1006	180- 1	0.0	-251.53	-300.66	.32	.01	2.46	-54.22	-9.15	-2.57		.41	.41	.597
		7.1	-251.52	-95.60	-5.97	.16	2.32	-54.22	-9.15	-.82		.40	.40	.515
		14.3	-251.51	97.21	-27.91	.32	2.18	-54.22	-9.15	.86		.39	.39	.517
		21.4	-251.50	277.78	-62.51	.48	2.04	-54.22	-9.15	-2.43		.38	.38	.589
		28.6	-251.49	446.11	-110.76	.64	1.89	-54.22	-9.15	-3.93		.38	.38	.656
1005-1006	180- 1	0.0	-256.98	-577.90	2.54	.17	2.70	35.41	-9.35	-3.23		.35	.35	.659
		7.1	-256.97	-152.78	-5.30	.01	2.56	35.41	-9.35	-1.31		.34	.34	.549
		14.3	-256.96	80.09	.52	-.15	2.41	35.41	-9.35	-.51		.33	.33	.512
		21.4	-256.95	260.72	19.99	-.31	2.27	35.41	-9.35	-2.23		.32	.32	.593
		28.6	-256.94	449.11	53.11	-.47	2.13	35.41	-9.35	-3.86		.31	.31	.668

STRAIN MEMBER DETAIL REPORT

LOAD CONDITION NO. 6

3-PILE ACAN STRUCTURE -- U.S. NAVY (42-IN. DIAMETER PILING) -- J.AIKINSON

MEMBER NUMBER	GROUP AND SECTN	DIST FROM END FT.	FORCE FX KIPS	MOMENT MY IN-KIPS	MOMENT MZ IN-KIPS	SHEAR FORCE FY KIPS	SHEAR FORCE FZ KIPS	TORSION MX IN-KIPS	AXIAL STRESS	BENDING STRESS Y KSI	BENDING STRESS Z KSI	Y SHEAR STRESS KSI	Z SHEAR STRESS KSI	COMB. UNITY CHECK
101- 102	W10- 1	0.0	-4.82	433.26	-103.77	-.06	-7.15	.01	-.30	4.86	-9.68	.10	1.11	.502
		5.0	-4.82	159.49	-66.15	-.06	-5.43	.01	-.30	1.79	-6.17	.10	.84	.283
		7.5	-4.82	-34.57	-28.52	-.06	-3.71	.01	-.30	-.44	-2.66	.10	.58	.119
		10.9	-4.82	-165.34	9.10	-.06	-1.99	.01	-.30	-1.83	.85	.10	.31	.100
		14.5	-4.82	-212.40	45.75	-.06	-.27	.01	-.30	-2.38	4.36	.10	.09	.239
101- 104	W10- 1	0.0	-5.34	433.19	-98.83	-.78	-7.37	-.01	-.39	4.86	-9.22	.09	1.14	.490
		5.0	-5.34	150.16	-65.19	-.78	-5.65	-.01	-.39	1.69	-6.07	.09	.88	.281
		7.2	-5.34	-58.04	-31.37	-.78	-3.93	-.01	-.39	-.65	-2.93	.09	.61	.139
		10.9	-5.34	-191.40	2.36	-.78	-2.21	-.01	-.39	-2.15	.22	.09	.34	.092
		14.5	-5.34	-249.91	36.09	-.78	-.49	-.01	-.39	-2.80	3.37	.09	.08	.222
101- 201	DAL- 1	0.0	-19.52	-375.10	649.96	8.06	4.24	-202.61	-.21	-1.17		.37	.37	.049
		5.8	-21.09	-184.55	200.14	8.06	4.24	-202.61	-.23	-.50		.37	.37	.025
		7.5	-21.45	8.39	-129.68	8.06	4.24	-202.61	-.24	.29		.37	.37	.016
		11.3	-23.01	197.13	-519.51	8.06	4.24	-202.61	-.25	.87		.37	.37	.039
		15.0	-24.17	387.68	-909.53	8.06	4.24	-202.61	-.27	-1.55		.37	.37	.063
102- 103	W10- 1	0.0	-5.13	-210.56	40.38	.05	.09	-.02	-.32	-2.36	3.77	.09	.01	.219
		5.0	-5.13	-169.04	12.21	.05	1.62	-.02	-.32	-1.90	1.14	.09	.20	.113
		7.5	-5.13	-52.01	-15.96	.05	3.54	-.02	-.32	-.59	-1.49	.09	.55	.084
		10.9	-5.13	130.72	-44.13	.05	5.26	-.02	-.32	1.56	-4.12	.09	.02	.205
		14.5	-5.13	404.95	-72.29	.05	6.98	-.02	-.32	4.50	-5.74	.09	1.09	.391
102- 104	W06- 1	0.0	.58	1.05	7.03	.10	-.17	.00	.08	.09	1.26	.02	.09	.049
		5.0	.58	-3.79	2.86	.10	-.09	.00	.08	-.18	.51	.02	.05	.027
		7.2	.58	-5.05	-1.28	.10	.00	.00	.08	-.27	-.23	.02	.00	.019
		10.9	.58	-3.73	-5.44	.10	.09	.00	.08	-.18	-.97	.02	.05	.042
		14.5	.58	1.97	-9.60	.10	.17	.00	.08	.09	-1.71	.02	.09	.065
102- 105	W06- 1	0.0	1.09	-1.62	-.66	-.04	-.19	-.00	.15	-.09	-.12	.01	.10	.012
		5.6	1.09	-6.07	.88	-.04	-.10	-.00	.15	-.39	.16	.01	.05	.023
		7.2	1.09	-10.55	2.45	-.04	-.01	-.00	.15	-.51	.44	.01	.01	.037
		10.9	1.09	-9.24	4.01	-.04	.07	-.00	.15	-.44	.72	.01	.04	.044
		14.5	1.09	-4.15	5.58	-.04	.16	-.00	.15	-.20	1.00	.01	.08	.046
103- 105	W10- 1	0.0	-9.75	374.21	62.50	.47	-6.80	.03	-.60	4.20	5.63	.06	1.06	.360
		5.0	-9.75	116.15	41.93	.47	-5.07	.03	-.60	1.30	3.91	.06	.79	.202
		7.2	-9.75	-67.07	21.57	.47	-3.35	.03	-.60	-.75	1.99	.06	.52	.113
		10.9	-9.75	-175.45	.81	.47	-1.63	.03	-.60	-1.97	.08	.06	.25	.090
		14.5	-9.75	-209.00	-19.76	.47	.09	.03	-.60	-2.35	-1.04	.06	.01	.163
105- 205	DAL- 1	0.0	-18.75	-324.05	-592.16	-10.41	7.55	134.79	-.21	-1.06		.39	.39	.044
		5.8	-19.94	15.94	-123.70	-10.41	7.55	134.79	-.22	-.20		.39	.39	.015
		7.5	-21.10	355.92	348.75	-10.41	7.55	134.79	-.23	-.76		.39	.39	.035
		11.3	-22.20	695.89	813.21	-10.41	7.55	134.79	-.24	-1.67		.39	.39	.067
		15.0	-23.43	1035.06	1281.67	-10.41	7.55	134.79	-.25	-2.58		.39	.39	.099

LOAD CONDITION NO. 8

3-PILE ACMR STRUCTURE -- U.S. NAVY (42-IN. DIAMETER PILING) -- J.ATKINSON

MEMBER NUMBER	GROUP AND SECTN	DIST FROM END FT.	FORCE FX KIPS	MOMENT MY IN-KIPS	MOMENT MZ IN-KIPS	SHEAR FORCE FY KIPS	SHEAR FORCE FZ KIPS	TORSION MX IN-KIPS	AXIAL STRESS	BENDING STRESS Y	BENDING STRESS Z	Y SHEAR STRESS	Z SHEAR STRESS	COMB. UNITY CHECK
									KSI					
104- 105 W08- 1		0.0	-1.49	-2.02	4.54	.01	-.14	-.01	-.24	-.10	.81	.00	.07	.047
		3.6	-1.69	-6.17	4.13	.01	-.05	-.01	-.24	-.30	.74	.00	.03	.050
		7.3	-1.69	-6.54	3.75	.01	.04	-.01	-.24	-.31	.67	.00	.02	.048
		10.9	-1.69	-5.12	3.32	.01	.12	-.01	-.24	-.15	.59	.00	.07	.040
		14.5	-1.69	4.09	2.92	.01	.21	-.01	-.24	.20	.52	.00	.11	.039
104- 106 W18- 1		0.0	-5.12	-247.92	21.96	.22	-.17	.03	-.32	-2.78	2.05	.03	.03	.172
		3.6	-5.12	-217.96	12.21	.22	1.55	.03	-.32	-2.45	1.14	.03	.24	.130
		7.3	-5.12	-113.06	2.45	.22	3.27	.03	-.32	-1.27	.23	.03	.51	.061
		10.9	-5.12	66.76	-7.30	.22	4.99	.03	-.32	.75	-.68	.03	.78	.061
		14.5	-5.12	327.64	-17.05	.22	11.72	.03	-.32	3.68	-1.59	.03	1.82	.185
105- 106 W18- 1		0.0	-8.33	-213.12	-11.26	-.06	.40	.02	-.51	-2.39	-1.05	.01	.07	.134
		3.6	-8.33	-155.72	-8.52	-.06	2.18	.02	-.51	-1.75	-.79	.01	.34	.104
		7.3	-8.33	-23.59	-5.78	-.06	3.90	.02	-.51	.26	-.54	.01	.61	.049
		10.9	-8.33	143.66	-3.04	-.06	5.62	.02	-.51	2.06	-.28	.01	.87	.097
		14.5	-8.33	456.08	-.30	-.06	7.35	.02	-.51	5.23	-.03	.01	1.14	.188
105- 200 DRL- 1		0.0	-24.83	655.59	-56.45	5.21	-3.03	-107.95	-.27	-1.03		.22	.22	.046
		3.8	-25.99	519.35	-270.97	5.21	-3.03	-107.95	-.29	-.92		.22	.22	.042
		7.5	-27.15	383.11	-505.40	5.21	-3.03	-107.95	-.30	-.99		.22	.22	.045
		11.3	-28.32	246.88	-739.99	5.21	-3.03	-107.95	-.31	-1.22		.22	.22	.054
		15.0	-29.48	110.64	-974.51	5.21	-3.03	-107.95	-.32	-1.53		.22	.22	.065
201- 202 W18- 1		0.0	-26.80	617.11	-111.85	-.95	-10.34	.05	-1.05	6.93	-10.43	.11	1.61	.651
		3.6	-26.80	221.41	-70.72	-.95	-7.86	.05	-1.05	2.48	-6.60	.11	1.22	.377
		7.3	-26.80	-86.26	-29.61	-.95	-5.37	.05	-1.05	-.74	-2.76	.11	.84	.189
		10.9	-26.80	-245.94	11.51	-.95	-2.89	.05	-1.05	-2.76	1.07	.11	.45	.194
		14.5	-26.80	-517.60	52.62	-.95	-.41	.05	-1.05	-3.56	4.91	.11	.06	.352
201- 204 W18- 1		0.0	63.82	546.91	-105.86	-.85	-9.91	-.07	3.94	6.14	-9.87	.10	1.54	.674
		3.6	63.82	170.11	-68.82	-.85	-7.42	-.07	3.94	1.91	-6.42	.10	1.15	.420
		7.2	63.82	-90.76	-31.79	-.85	-4.94	-.07	3.94	-1.11	-2.97	.10	.77	.275
		10.9	63.82	-259.72	5.25	-.85	-2.46	-.07	3.94	-2.91	.49	.10	.38	.246
		14.5	63.82	-514.15	42.29	-.85	.02	-.07	3.94	-3.51	3.94	.10	.01	.305
201- 301 DRL- 1		0.0	-43.74	-310.66	-2.81	-2.52	-57.14	-594.69	-.54	-.49		1.72	1.72	.036
		3.8	-50.11	-2082.27	101.56	-2.52	-57.14	-594.69	-.55	-4.51		1.72	1.72	.177
		7.5	-51.27	-5453.11	205.94	-2.52	-56.79	-594.69	-.56	-8.54		1.71	1.71	.317
		11.3	-52.43	-7678.96	310.31	-2.52	-50.64	-594.69	-.58	-12.33		1.53	1.53	.449
		15.0	-52.56	-9948.09	414.69	-2.52	-42.95	-594.69	-.58	-15.64		1.41	1.41	.564
201- 303 120- 1		0.0	4.24	105.08	205.87	4.02	-1.37	2.13	-.22	4.08		.46	.46	.149
		8.2	4.00	-6.24	-187.03	4.02	-.90	2.13	.21	3.31		.45	.45	.122
		16.3	3.75	-71.17	-578.71	3.44	-.36	2.13	.20	10.28		.38	.38	.364
		24.5	3.51	-30.99	-445.00	-.04	1.24	2.13	.18	7.87		.74	.74	.280
		32.8	3.46	165.57	848.47	-19.85	2.75	2.13	.18	15.25		2.10	2.10	.536

STRAN MEMBER DETAIL REPORT

LOAD CONDITION NO. 6

3-PILE ACOR STRUCTURE -- U.S. NAVY (42-IN. DIAMETER PILING) -- J.ATKINSON

MEMBER NUMBER	GROUP AND SECTN	DIST FROM END FT.	FORCE PX KIPS	MOMENT MY IN-KIPS	MOMENT MZ IN-KIPS	SHEAR FORCE PY KIPS	SHEAR FORCE PZ KIPS	TORSION MX IN-KIPS	AXIAL STRESS	BENDING STRESS Y	BENDING STRESS Z	Y SHEAR STRESS	Z SHEAR STRESS	COMB. UNITY CHECK
									KSI					
202- 203	A10- 1	0.0	-27.20	-529.65	44.66	.71	.03	-.03	-1.68	-3.70	4.17	.08	.01	.332
		3.6	-27.20	-274.19	13.98	.71	2.51	-.03	-1.68	-3.08	1.30	.08	.39	.213
		7.3	-27.20	-110.91	-16.70	.71	5.00	-.03	-1.68	-1.24	-1.56	.08	.78	.164
		10.9	-27.20	100.39	-47.39	.71	7.48	-.03	-1.68	1.80	-4.42	.08	1.16	.281
		14.5	-27.20	339.70	-78.07	.71	9.96	-.03	-1.68	6.06	-7.28	.08	1.55	.515
202- 204	A08- 1	0.0	.58	-11.78	8.37	.11	-.18	.00	.08	-.57	1.50	.02	.09	.073
		3.6	.58	-17.54	3.70	.11	-.09	.00	.08	-.84	.66	.02	.05	.052
		7.2	.58	-19.52	-.98	.11	-.00	.00	.08	-.94	-.18	.02	.00	.039
		10.9	.58	-17.72	-5.66	.11	.08	.00	.08	-.85	-1.01	.02	.04	.065
		14.5	.58	-12.14	-10.34	.11	.17	.00	.08	-.58	-1.85	.02	.09	.093
202- 205	A08- 1	0.0	1.24	11.09	-.41	-.04	-.26	-.02	.18	.57	-.07	.01	.13	.028
		3.6	1.24	2.54	1.45	-.04	-.17	-.02	.18	.12	.25	.01	.09	.019
		7.2	1.24	-5.04	3.27	-.04	-.06	-.02	.18	-.15	.58	.01	.05	.031
		10.9	1.24	-4.83	5.12	-.04	.00	-.02	.18	-.23	.91	.01	.01	.045
		14.5	1.24	-2.83	6.96	-.04	.09	-.02	.18	-.14	1.24	.02	.06	.054
203- 205	A10- 1	0.0	-35.36	1269.07	67.01	.50	-23.41	-.07	-2.15	14.24	6.25	.06	3.63	.759
		3.6	-35.36	581.65	45.48	.50	-17.41	-.07	-2.18	4.28	4.24	.06	2.70	.574
		7.2	-35.36	-245.03	23.94	.50	-11.41	-.07	-2.18	-2.79	2.23	.06	1.77	.388
		10.9	-35.36	-810.96	2.41	.50	-5.42	-.07	-2.18	-6.86	.22	.06	.84	.316
		14.5	-35.36	-716.15	-19.13	.50	.58	-.07	-2.18	-8.04	-1.78	.06	.09	.407
203- 303	BAL- 1	0.0	-124.82	-184.20	-105.90	2.12	-84.19	487.71	-1.57	-.33		1.79	1.79	.061
		3.6	-125.98	-3072.65	-201.18	2.12	-84.19	487.71	-1.58	-4.82		1.79	1.79	.217
		7.3	-127.15	-5960.55	-296.45	2.12	-83.84	487.71	-1.60	-9.34		1.78	1.78	.375
		11.3	-128.31	-9705.45	-391.72	2.12	-57.68	487.71	-1.61	-13.63		1.65	1.65	.524
		15.9	-129.44	-11129.61	-487.09	2.12	-50.00	487.71	-1.61	-17.43		1.48	1.48	.656
205- 306	120- 1	0.0	132.65	211.44	241.57	.02	-2.34	14.64	6.89	5.66		.38	.38	.436
		6.2	132.40	5.40	180.55	.02	-1.87	14.64	6.88	3.18		.33	.33	.350
		10.5	132.16	-154.50	119.52	.02	-1.40	14.64	6.87	3.44		.29	.29	.358
		24.5	131.92	-260.49	53.00	1.28	.01	14.64	6.86	4.69		.26	.26	.401
		32.6	131.84	7.85	-242.59	4.58	5.35	14.64	6.85	4.28		.06	.06	.307
204- 205	A08- 1	0.0	-1.81	12.19	3.59	-.01	-.23	.01	-.26	.59	.64	.00	.12	.058
		3.6	-1.81	4.65	3.92	-.01	-.14	.01	-.26	.19	.70	.00	.08	.047
		7.3	-1.81	-.30	4.25	-.01	-.06	.01	-.26	-.01	.76	.01	.04	.043
		10.9	-1.81	-.86	4.58	-.01	.03	.01	-.26	-.04	.82	.01	.02	.046
		14.5	-1.81	2.36	4.91	-.01	.12	.01	-.26	.11	.88	.01	.07	.050
204- 206	A10- 1	0.0	65.10	-524.93	28.36	.30	.42	.08	4.02	-3.65	2.65	.03	.07	.347
		3.6	65.10	-252.44	15.36	.30	2.91	.08	4.02	-2.83	1.43	.04	.45	.279
		7.3	65.10	-71.98	2.36	.30	5.39	.08	4.02	-.81	.22	.04	.84	.173
		10.9	65.10	210.56	-10.64	.30	7.87	.08	4.02	2.43	-.99	.04	1.22	.251
		14.5	65.10	619.30	-23.64	.30	15.36	.08	4.02	6.95	-2.21	.04	2.39	.436

STRAN MEMBER DETAIL REPORT

LOAD CONDITION NO. 8

3-PILE ACMR STRUCTURE -- U.S. NAVY (42-IN. DIAMETER PILING) -- J.ATKINSON

MEMBER NUMBER	GROUP AND SECTN	DIST FROM END FT.	FORCE FX KIPS	MOMENT MY IN-KIPS	MOMENT MZ IN-KIPS	SHEAR FORCE FY KIPS	SHEAR FORCE FZ KIPS	TORSION MX IN-KIPS	AXIAL STRESS	BENDING STRESS Y	BENDING STRESS Z	Y SHEAR STRESS	Z SHEAR STRESS	COMB. UNITY CHECK
									KSI					
205- 206	#10- 1	0.0	-33.79	-718.75	-7.25	-.00	.79	.08	-2.09	-8.07	-.68	.00	.12	.366
		3.6	-33.79	-554.04	-7.14	-.00	6.79	.08	-2.09	-6.22	-.67	.00	1.06	.307
		7.3	-33.79	-126.28	-7.03	-.00	12.79	.08	-2.09	-1.44	-.66	.00	1.99	.156
		10.9	-33.79	550.54	-6.92	-.00	18.79	.08	-2.09	6.27	-.65	.00	2.92	.300
		14.5	-33.79	1506.41	-6.81	-.00	24.79	.08	-2.09	16.90	-.64	.00	3.85	.643
206- 301	120- 1	0.0	-143.61	-145.71	-382.00	-3.40	.74	-13.99	-7.45	-7.20		.48	.48	.697
		5.2	-143.85	-48.65	-49.46	-3.40	1.21	-13.99	-7.48	-1.22		.50	.50	.445
		10.3	-144.09	92.56	283.07	-3.40	1.68	-13.99	-7.49	-5.25		.52	.52	.618
		24.5	-144.34	241.10	476.15	1.76	.62	-13.99	-7.50	-9.41		.32	.32	.788
		32.6	-144.45	119.06	-191.29	12.06	-5.45	-13.99	-7.51	-3.97		1.43	1.43	.561
205- 306	DBL- 1	0.0	-2.49	1755.22	-621.77	-11.65	-84.53	-410.35	-.03	-2.88		2.19	2.19	.101
		3.8	-4.15	-2070.49	-97.45	-11.65	-84.53	-410.35	-.05	-3.24		2.19	2.19	.114
		7.5	-5.31	-5674.21	426.92	-11.65	-84.53	-410.35	-.06	-9.21		2.19	2.19	.322
		11.3	-6.47	-9677.92	951.26	-11.65	-84.53	-410.35	-.07	-15.21		2.19	2.19	.531
		15.0	-6.60	-13467.52	1475.60	-11.65	-85.25	-410.35	-.07	-21.19		2.17	2.17	.739
301- 303	125- 1	0.0	5.04	136.44	767.09	19.21	-2.22	-4.86	.26	14.09		2.05	2.05	.499
		7.5	5.04	-7.98	-449.14	9.21	-1.14	-4.86	.26	7.92		1.01	1.01	.284
		14.5	5.04	-50.35	-814.93	-.80	-.06	-4.86	.26	14.41		.13	.13	.510
		21.7	5.04	-18.74	-510.26	-10.80	1.02	-4.86	.26	5.48		1.17	1.17	.199
		29.0	5.04	116.85	1064.80	-20.81	2.10	-4.86	.26	18.89		2.22	2.22	.665
301- 306	125- 1	0.0	101.22	736.69	29.45	7.65	-6.20	2.95	5.26	13.04		1.05	1.05	.635
		7.2	101.21	251.42	-412.65	2.48	-4.98	2.95	5.26	8.52		.60	.60	.479
		14.5	101.19	-112.69	-404.96	-2.58	-3.39	2.95	5.26	7.41		.47	.47	.440
		21.7	101.20	-332.70	10.83	-8.80	-1.64	2.95	5.26	5.87		.75	.75	.387
		29.0	101.22	-391.87	743.57	-9.80	.32	2.95	5.26	14.82		1.05	1.05	.697
301- 401	DBL- 1	0.0	-110.60	-12561.65	1508.31	9.07	47.50	2215.71	-1.21	-19.77		2.80	2.80	.733
		7.1	-110.57	-7793.00	612.97	9.07	64.45	2215.71	-1.21	-12.25		3.16	3.16	.471
		14.2	-110.54	-1517.37	-102.56	9.07	82.34	2215.71	-1.21	-2.39		3.55	3.55	.127
		21.4	-110.51	6253.69	-957.70	9.07	98.88	2215.71	-1.21	-9.89		3.91	3.91	.399
		28.5	-110.49	15269.19	-1713.05	9.07	111.45	2215.71	-1.21	-24.04		4.19	4.19	.881
303- 306	125- 1	0.0	-55.18	123.22	-141.65	-8.07	-4.01	12.41	-2.87	-12.99		1.15	1.15	.573
		7.2	-55.19	252.74	337.09	-2.90	-4.75	12.41	-2.87	-7.43		.69	.69	.384
		14.5	-55.20	-94.59	306.07	2.16	-5.20	12.41	-2.87	-6.67		.51	.51	.358
		21.7	-55.20	-297.81	-13.06	8.38	-1.45	12.41	-2.87	-5.26		.79	.79	.309
		29.0	-55.18	-340.20	-708.95	9.38	.51	12.41	-2.87	-13.87		1.09	1.09	.603
303- 403	DBL- 1	0.0	-157.39	-11362.66	-1141.81	-9.11	42.48	-1471.74	-1.51	-17.86		2.10	2.10	.678
		7.1	-157.36	-7028.32	-502.53	-9.11	59.35	-1471.74	-1.51	-11.01		2.47	2.47	.440
		14.2	-157.34	-1186.99	416.75	-9.11	77.20	-1471.74	-1.51	-1.97		2.86	2.86	.126
		21.4	-157.31	6149.78	1195.05	-9.11	93.80	-1471.74	-1.51	-9.80		3.22	3.22	.398
		28.5	-157.28	14750.97	1975.51	-9.11	106.39	-1471.74	-1.51	-23.25		3.49	3.49	.865

STRAU ...EPNER D...TAIL REPORT

...A. CONDITION NO. 8

3=PILE ACHR STRUCTURE -- U.S. NAVY (42-IN. DIAMETER PILING) -- J.ATKINSON

MEMBER NUMBER	GROUP AND SEGM	DIST FROM END FT.	FORCE FX KIPS	MOMENT MY IN-KIPS	MOMENT MZ IN-KIPS	SHEAR FORCE FY KIPS	SHEAR FORCE FZ KIPS	TORSION MX IN-KIPS	AXIAL STRESS	BENDING STRESS Y	BENDING STRESS Z	Y SHEAR STRESS	Z SHEAR STRESS	COMB. UNITY CHECK
										KSI				
300= 400 DBL= 1		0.0	48.41	-14050.17	1433.41	10.58	72.03	-222.58	.53	22.09		1.77	1.77	.786
		7.1	48.44	-7579.04	546.17	10.58	80.24	-222.58	.53	11.89		1.95	1.95	.431
		14.2	48.47	-232.74	-341.06	10.58	91.97	-222.58	.53	.65		2.21	2.21	.041
		21.4	48.49	6172.55	-1228.50	10.58	104.52	-222.58	.53	12.93		2.48	2.48	.467
		28.5	48.52	17515.70	-2115.53	10.58	115.73	-222.58	.53	27.60		2.68	2.68	.977
501= 501 JL4= 1		0.0	950.61	-5939.52	-16844.43	92.14	-30.01	-162.94	3.74	6.30		.79	.79	.349
		1.1	949.77	-6357.71	-16126.65	94.61	-31.12	-162.94	3.74	6.77		.81	.81	.365
		2.3	948.92	-6791.10	-15458.13	97.00	-32.20	-162.94	3.73	7.26		.83	.83	.382
		3.4	948.07	-7239.00	-20761.95	99.35	-33.24	-162.94	3.73	7.76		.85	.85	.399
		4.6	947.23	-7700.98	-22157.46	101.62	-34.25	-162.94	3.73	8.27		.87	.87	.417
501= 510 PI= 1		0.0	-1070.80	-5632.01	307.26	6.21	-19.22	-358.25	-4.64	-2.64		.27	.27	.260
		1.1	-1071.54	-5895.56	222.13	6.21	-19.09	-358.25	-4.64	-2.76		.27	.27	.264
		2.3	-1072.27	-6156.62	137.01	6.21	-18.97	-358.25	-4.65	-2.88		.28	.28	.268
		3.4	-1073.01	-6415.99	51.88	6.21	-18.85	-358.25	-4.65	-3.00		.28	.28	.273
		4.6	-1073.75	-6673.68	-33.24	6.21	-18.72	-358.25	-4.65	-3.12		.28	.28	.277
502= 503 JL4= 1		0.0	930.25	-6288.59	18313.14	-111.25	-49.87	-707.17	3.65	6.83		1.08	1.08	.364
		1.1	929.39	-6978.80	19852.45	-113.72	-50.98	-707.17	3.65	7.42		1.10	1.10	.385
		2.3	928.54	-7684.02	21425.77	-116.20	-52.05	-707.17	3.65	8.02		1.13	1.13	.405
		3.4	927.69	-8405.75	23031.06	-118.45	-53.10	-707.17	3.65	8.64		1.15	1.15	.427
		4.6	926.85	-9137.55	24668.03	-120.73	-54.11	-707.17	3.65	9.27		1.17	1.17	.449
503= 511 PI= 1		0.0	-1100.85	-6204.94	-.95	-5.73	-19.08	-37.74	-4.97	-2.90		.19	.19	.273
		1.1	-1100.78	-6485.87	77.73	-5.73	-18.96	-37.74	-4.97	-3.02		.19	.19	.278
		2.3	-1101.52	-6725.12	156.39	-5.73	-18.84	-37.74	-4.98	-3.15		.19	.19	.282
		3.4	-1102.26	-6982.67	235.05	-5.73	-18.71	-37.74	-4.98	-3.27		.19	.19	.286
		4.6	-1102.99	-7236.54	313.70	-5.73	-18.59	-37.74	-4.98	-3.39		.18	.18	.291
600= 500 JL4= 1		0.0	-1875.58	11124.01	-1853.90	11.04	80.84	-340.19	-7.37	-3.96		.70	.70	.394
		1.1	-1874.80	12244.76	-1805.04	11.04	82.93	-340.19	-7.37	-4.36		.72	.72	.408
		2.3	-1875.24	13393.71	-1956.18	11.04	84.96	-340.19	-7.37	-4.77		.73	.73	.422
		3.4	-1876.09	14569.92	-2107.32	11.04	86.92	-340.19	-7.38	-5.19		.75	.75	.436
		4.6	-1876.93	15772.65	-2258.46	11.04	88.83	-340.19	-7.38	-5.62		.76	.76	.451
400= 512 PI= 1		0.0	1941.59	11119.20	-396.33	-.67	31.76	-227.01	8.77	5.20		.34	.34	.485
		1.1	1940.65	11555.59	-387.20	-.67	31.88	-227.01	8.77	5.41		.34	.34	.492
		2.3	1939.91	11993.67	-378.06	-.67	32.00	-227.01	8.77	5.61		.34	.34	.499
		3.4	1939.17	12433.45	-368.92	-.67	32.12	-227.01	8.76	5.82		.34	.34	.506
		4.6	1938.48	12874.07	-359.78	-.67	32.25	-227.01	8.76	6.02		.34	.34	.513
501= 502 IBS= 1		0.0	-188.97	268.95	-516.66	-.69	-3.35	160.04	-6.26	-5.22		.94	.94	.420
		5.8	-188.97	125.43	-425.26	-3.54	-2.96	160.04	-6.26	-3.97		1.01	1.01	.381
		7.6	-188.97	-.35	-213.54	-5.99	-2.57	160.04	-6.26	-1.91		1.15	1.15	.318
		11.4	-188.97	-188.41	119.07	-8.84	-2.18	160.04	-6.26	-1.44		1.31	1.31	.305
		15.1	-188.97	-196.73	571.94	-11.29	-1.79	160.04	-6.26	-5.42		1.47	1.47	.425

STRAN MEMBER DETAIL REPORT

LOAD CONDITION NO. 8

3-PILE ACNR STRUCTURE -- U.S. NAVY (42-IN. DIAMETER PILING) -- J.ATKINSON

MEMBER NUMBER	GROUP AND SECTN	DIST FROM END FT.	FORCE FX KIPS	MOMENT MY IN-KIPS	MOMENT MZ IN-KIPS	SHEAR FORCE FY KIPS	SHEAR FORCE FZ KIPS	TORSION MX IN-KIPS	AXIAL STRESS	BENDING STRESS Y	BENDING STRESS Z	Y SHEAR STRESS	Z SHEAR STRESS	COMB. UNITY CHECK
									KSI					
501- 504	105- 1	0.0	321.98	1242.96	-614.49	-5.92	-7.83	72.45	10.07	12.41		.90	.90	.802
		3.8	321.97	896.03	-406.56	-5.25	-7.44	72.45	10.07	8.81		.93	.93	.676
		7.6	321.96	567.42	-159.55	-6.55	-7.02	72.45	10.06	5.23		.96	.96	.552
		11.4	321.95	258.17	186.85	-7.83	-6.59	72.45	10.06	2.85		1.00	1.00	.469
		15.1	321.96	-31.64	571.81	-9.10	-6.16	72.45	10.06	5.13		1.05	1.05	.548
501- 601	JL5- 1	0.0	917.64	-6003.02	-20422.80	-126.54	25.59	81.03	6.55	13.08		1.84	1.84	.875
		1.5	916.56	-5548.05	-18104.15	-125.65	24.29	81.08	6.54	11.64		1.80	1.80	.824
		3.0	915.71	-5110.39	-15837.75	-122.61	23.04	81.08	6.54	10.23		1.75	1.75	.775
		4.6	914.75	-4707.08	-13621.67	-120.11	21.84	81.08	6.53	8.86		1.71	1.71	.727
		6.1	913.79	-4319.25	-11454.16	-117.49	20.68	81.08	6.52	7.52		1.68	1.68	.681
501- 632	210- 1	0.0	9.25	164.92	1655.28	16.05	-2.00	272.86	.20	7.91		1.45	1.45	.282
		5.1	9.22	58.47	691.49	13.75	-1.51	272.86	.20	3.30		1.26	1.26	.122
		10.1	9.17	-19.38	-19.46	9.72	-1.06	272.86	.20	.13		1.08	1.08	.012
		15.2	9.12	-70.56	-493.75	5.93	-.62	272.86	.20	2.37		.91	.91	.089
		20.2	9.08	-95.07	-745.41	2.39	-.19	272.86	.20	3.57		.75	.75	.131
502- 503	105- 1	0.0	-193.93	-200.34	558.86	11.00	.90	-130.39	-6.42	-5.15		1.31	1.31	.424
		3.8	-193.93	-150.58	99.17	8.55	1.29	-130.39	-6.42	-1.61		1.14	1.14	.319
		7.6	-193.93	-83.01	-220.02	5.70	1.68	-130.39	-6.42	-2.11		.98	.98	.331
		11.4	-193.93	2.25	-418.71	3.05	2.07	-130.39	-6.42	-3.75		.83	.83	.380
		15.1	-193.93	105.24	-496.90	.39	2.46	-130.39	-6.42	-4.55		.75	.75	.405
502- 504	125- 1	0.0	8.74	155.66	-8.94	-1.34	-1.30	-49.95	.73	4.55		1.15	1.15	.183
		3.8	8.75	80.10	31.80	-.45	-1.15	-49.95	.74	2.48		1.04	1.04	.126
		7.6	8.77	31.42	52.40	.43	-1.00	-49.95	.74	1.51		1.02	1.02	.078
		11.4	8.75	-10.29	-6.73	1.29	-.85	-49.95	.73	.41		1.09	1.09	.040
		15.2	8.74	-43.98	-85.01	2.14	-.65	-49.95	.73	3.20		1.21	1.21	.137
502- 505	125- 1	0.0	18.56	141.24	42.00	1.38	-1.39	51.32	1.56	4.93		1.19	1.19	.225
		3.8	18.59	81.23	-.72	.50	-1.24	51.32	1.56	2.72		1.08	1.08	.149
		7.6	18.60	28.21	-3.37	-.38	-1.09	51.32	1.56	.95		1.05	1.05	.087
		11.4	18.59	-17.89	35.72	-1.25	-.93	51.32	1.56	1.28		1.12	1.12	.099
		15.2	18.56	-55.98	109.95	-2.10	-.74	51.32	1.56	4.13		1.23	1.23	.197
503- 505	105- 1	0.0	-158.86	1112.94	574.00	1.62	-7.21	-98.74	-5.26	-11.21		.93	.93	.573
		3.8	-158.87	793.96	470.49	2.93	-6.82	-98.74	-5.26	-8.26		.93	.93	.479
		7.6	-158.88	493.30	307.65	4.24	-6.40	-98.74	-5.26	-5.21		.95	.95	.382
		11.4	-158.88	212.01	85.54	5.53	-5.98	-98.74	-5.26	-2.05		.98	.98	.284
		15.1	-158.87	-49.04	-194.93	6.81	-5.55	-98.74	-5.26	-1.80		1.02	1.02	.273
503- 603	JL5- 1	0.0	560.80	-6020.53	22360.96	136.65	31.32	-160.21	3.88	14.37		1.99	1.99	.634
		1.5	559.83	-6267.11	19694.36	135.74	30.01	-160.21	3.87	12.82		1.95	1.95	.580
		3.0	558.87	-5751.00	17480.02	130.92	28.76	-160.21	3.87	11.30		1.90	1.90	.527
		4.6	557.91	-5217.24	15116.00	128.22	27.56	-160.21	3.86	9.83		1.86	1.86	.475
		6.1	556.95	-4724.96	12800.54	125.90	26.41	-160.21	3.85	8.38		1.83	1.83	.425

STRUCTURE MEMBER DETAIL REPORT

LOAD CONDITION NO. 8

3-PILE ACAP STRUCTURE -- U.S. NAVY (42-IN. DIAMETER PILING) -- J.ATKINSON

MEMBER NUMBER	GROUP AND SECT	DIST FROM END FT.	FORCE FX KIPS	MOMENT MY IN-KIPS	MOMENT MZ IN-KIPS	SHEAR FORCE FY KIPS	SHEAR FORCE FZ KIPS	TORSION MX IN-KIPS	AXIAL STRESS	BENDING STRESS Y	BENDING STRESS Z	Y SHEAR STRESS	Z SHEAR STRESS	COMB. UNITY CHECK
									KSI					
503- 655	210- 1	0.0	501.75	1923.96	-255.65	-6.16	-14.75	-171.14	12.83	9.22		1.11	1.11	.766
		5.1	501.75	1110.70	59.45	-4.25	-11.82	-171.14	12.83	5.32		.96	.96	.630
		10.1	501.89	484.50	203.29	-2.49	-9.09	-171.14	12.82	2.62		.82	.82	.536
		15.2	501.84	10.69	304.16	-.85	-6.54	-171.14	12.82	1.75		.70	.70	.506
		20.2	501.80	-313.25	370.19	.83	-4.16	-171.14	12.82	2.30		.59	.59	.525
504- 505	125- 1	0.0	-27.04	-55.11	75.20	2.91	-.47	-1.54	-2.27	-3.12		.52	.52	.197
		5.8	-27.04	-72.24	-14.59	1.21	-.28	-1.54	-2.27	-2.49		.23	.23	.175
		7.6	-27.04	-80.74	-34.47	-.50	-.09	-1.54	-2.27	-2.94		.11	.11	.191
		11.4	-27.04	-80.85	26.90	-2.20	.10	-1.54	-2.27	-2.84		.40	.40	.187
		15.2	-27.04	-71.44	105.75	-3.91	.29	-1.54	-2.27	-6.04		.68	.68	.298
504- 506	105- 1	0.0	344.23	15.55	411.34	6.16	-6.34	-37.56	11.40	3.69		.75	.75	.524
		5.8	344.23	-259.88	159.56	4.92	-5.91	-37.56	11.40	2.75		.68	.68	.491
		7.6	344.22	-318.04	-36.46	3.71	-5.48	-37.56	11.40	4.66		.61	.61	.558
		11.4	344.20	-758.26	-174.21	2.54	-5.05	-37.56	11.40	6.97		.54	.54	.638
		15.2	344.21	-977.09	-267.86	1.41	-4.62	-37.56	11.40	9.07		.49	.49	.711
505- 506	105- 1	0.0	-130.87	1.25	80.77	.51	-6.01	35.48	-4.34	-.72		.57	.57	.202
		5.8	-130.87	-262.01	56.37	1.55	-5.58	35.48	-4.34	-2.37		.56	.56	.255
		7.6	-130.88	-305.01	-59.77	2.77	-5.15	35.48	-4.34	-4.56		.56	.56	.324
		11.4	-130.89	-750.08	-212.20	5.95	-4.71	35.48	-4.34	-6.81		.58	.58	.394
		15.2	-130.89	-955.76	-416.70	5.06	-4.25	35.48	-4.34	-9.16		.61	.61	.469
506- 606	605- 1	0.0	-1555.90	12545.52	-2020.27	-6.18	-66.31	-340.19	-10.77	-7.81		1.03	1.03	.645
		1.5	-1555.87	11357.56	-1870.95	-6.18	-63.90	-340.19	-10.77	-7.07		1.00	1.00	.620
		3.0	-1557.82	10212.79	-1721.62	-6.18	-61.50	-340.19	-10.78	-6.36		.96	.96	.595
		4.6	-1558.78	9109.64	-1572.30	-6.18	-59.34	-340.19	-10.79	-5.68		.93	.93	.572
		6.1	-1559.74	8046.57	-1422.97	-6.18	-57.18	-340.19	-10.79	-5.02		.90	.90	.549
506- 654	210- 1	0.0	-578.67	-1377.94	-974.35	-4.43	8.14	-99.82	-12.76	-8.02		.79	.79	.727
		5.1	-578.72	-915.28	-460.96	-7.48	7.10	-99.82	-12.76	-4.87		.69	.69	.629
		10.1	-578.77	-515.80	-85.00	-5.57	6.04	-99.82	-12.76	-2.47		.60	.60	.555
		15.2	-578.80	-180.04	215.89	-3.69	5.00	-99.82	-12.76	-1.34		.51	.51	.519
		20.2	-578.87	91.56	384.74	-1.68	3.97	-99.82	-12.76	-1.88		.43	.43	.536
510- 710	910- 1	0.0	-1073.78	-6072.97	-75.09	7.44	29.98	-552.09	-4.85	-3.12		.41	.41	.277
		6.3	-1077.87	-4387.45	-641.03	7.44	30.66	-552.09	-4.87	-2.06		.41	.41	.241
		12.7	-1081.96	-2010.09	-1206.97	7.44	31.34	-552.09	-4.89	-1.10		.42	.42	.212
		19.0	-1086.05	399.03	-1772.91	7.44	32.03	-552.09	-4.91	-.85		.43	.43	.205
		25.3	-1090.13	2859.99	-2338.85	7.44	32.71	-552.09	-4.93	-1.73		.43	.43	.232
511- 711	910- 1	0.0	-1103.05	-7230.48	359.08	-7.00	33.01	289.21	-4.98	-3.39		.37	.37	.291
		6.3	-1107.12	-4700.80	891.45	-7.00	33.69	289.21	-5.00	-2.24		.38	.38	.251
		12.7	-1111.21	-2112.93	1423.81	-7.00	34.37	289.21	-5.02	-1.19		.38	.38	.219
		19.0	-1115.30	520.54	1956.18	-7.00	35.05	289.21	-5.04	-.95		.39	.39	.213
		25.3	-1119.38	3217.81	2488.54	-7.00	35.74	289.21	-5.06	-1.90		.40	.40	.242

LOAD CONDITION NO. 8

3-PILE ACHR STRUCTURE -- U.S. NAVY (42-IN. DIAMETER PILING) -- J.ATKINSON

MEMBER NUMBER	GROUP AND SECTN	DIST FROM END FT.	FORCE FX KIPS	MOMENT MY IN-KIPS	MOMENT MZ IN-KIPS	SHEAR FORCE FY KIPS	SHEAR FORCE FZ KIPS	TORSION MX IN-KIPS	AXIAL STRESS	BENDING STRESS Y	BENDING STRESS Z	Y SHEAR STRESS	Z SHEAR STRESS	COMB. UNITY CHECK
									KSI					
512- 712	P1- 1	0.0	1938.56	12874.07	-359.87	-.07	-62.51	-228.94	8.76	6.02		.62	.62	.513
		6.3	1934.47	8147.75	-309.02	-.07	-61.85	-228.94	8.74	3.81		.61	.61	.436
		12.7	1930.39	3472.48	-258.16	-.07	-61.15	-228.94	8.72	1.63		.61	.61	.360
		19.0	1926.30	-1150.96	-207.71	-.07	-60.46	-228.94	8.71	.55		.60	.60	.321
		25.3	1922.21	-5722.56	-157.05	-.07	-59.76	-228.94	8.69	2.68		.59	.59	.395
601- 651	JL5- 1	0.0	901.81	-4370.09	-11630.65	-94.68	26.50	-439.08	6.24	7.64		1.50	1.50	.482
		1.5	900.84	-3696.56	-9926.16	-92.12	25.40	-439.08	6.23	6.55		1.46	1.46	.444
		3.0	899.86	-3042.72	-8267.79	-89.65	24.34	-439.08	6.23	5.50		1.42	1.42	.407
		4.6	898.92	-3007.88	-6654.05	-87.25	23.32	-439.08	6.22	4.49		1.38	1.38	.372
		6.1	897.96	-2591.30	-5083.55	-84.91	22.34	-439.08	6.21	3.51		1.35	1.35	.338
603- 653	JL5- 1	0.0	546.20	-4758.78	12916.19	102.47	32.55	360.55	3.78	8.45		1.60	1.60	.425
		1.5	545.30	-4154.76	11069.63	99.91	31.46	360.55	3.77	7.27		1.56	1.56	.383
		3.0	544.33	-3590.44	9269.16	97.41	30.39	360.55	3.77	6.11		1.52	1.52	.343
		4.6	543.38	-3045.11	7513.36	95.02	29.37	360.55	3.76	4.96		1.49	1.49	.304
		6.1	542.42	-2510.04	5800.57	92.70	28.39	360.55	3.75	3.89		1.45	1.45	.265
606- 656	JL5- 1	0.0	-1559.74	8046.57	-1422.97	-8.18	-57.16	-340.19	-10.79	-5.02		.90	.90	.549
		1.5	-1560.70	7022.37	-1273.65	-8.18	-55.08	-340.19	-10.80	-4.39		.88	.88	.527
		3.0	-1561.66	6035.90	-1124.33	-8.18	-55.04	-340.19	-10.81	-3.77		.85	.85	.506
		4.6	-1562.63	5086.10	-975.00	-8.18	-51.07	-340.19	-10.81	-3.18		.82	.82	.486
		6.1	-1563.59	4171.00	-825.68	-8.18	-49.17	-340.19	-10.82	-2.61		.79	.79	.467
651- 651	JL6- 1	0.0	898.00	-2616.74	-5071.09	-84.06	24.02	-429.81	6.21	3.51		1.34	1.34	.330
		1.5	898.07	-2193.19	-3568.55	-80.68	22.42	-429.81	6.21	2.57		1.29	1.29	.305
		3.0	898.15	-1798.51	-2129.45	-77.37	20.85	-429.81	6.22	1.71		1.24	1.24	.275
		4.6	898.23	-1432.00	-744.10	-74.17	19.33	-429.81	6.22	.99		1.19	1.19	.250
		6.1	898.30	-1092.79	580.50	-71.04	17.85	-429.81	6.22	.76		1.15	1.15	.242
652- 702	210- 1	0.0	9.08	-95.10	-745.55	2.40	-.19	273.01	.20	3.57		.75	.75	.131
		5.5	9.02	-94.09	-725.63	-2.94	.21	273.01	.20	3.46		.78	.78	.128
		11.0	8.98	-88.07	-304.82	-7.99	.57	273.01	.20	1.76		1.00	1.00	.068
		16.4	8.92	-19.41	514.53	-12.73	.91	273.01	.20	1.52		1.21	1.21	.060
		21.9	8.88	51.45	1303.75	-17.17	1.25	273.01	.20	6.20		1.41	1.41	.222
653- 653	JL6- 1	0.0	542.45	-2546.96	5708.56	92.11	29.61	350.33	3.75	3.89		1.45	1.45	.265
		1.5	542.53	-2021.33	4138.95	88.73	28.01	350.33	3.75	2.63		1.40	1.40	.229
		3.0	542.61	-1524.61	2550.21	85.42	26.44	350.33	3.75	1.83		1.35	1.35	.194
		4.6	542.68	-1056.02	1021.00	82.22	24.93	350.33	3.76	.90		1.30	1.30	.162
		6.1	542.76	-614.75	-450.46	79.09	23.45	350.33	3.76	.47		1.25	1.25	.147
654- 701	210- 1	0.0	-578.87	91.33	584.76	-1.77	4.16	-99.68	-12.76	-1.88		.44	.44	.541
		5.5	-578.92	300.64	406.93	1.08	2.22	-99.68	-12.76	-2.40		.35	.35	.557
		11.0	-578.97	385.22	245.04	3.82	.36	-99.68	-12.76	-2.17		.41	.41	.550
		16.5	-579.02	350.51	-93.29	6.45	-1.40	-99.68	-12.77	-1.72		.53	.53	.536
		21.9	-579.09	202.26	-547.59	8.88	-3.09	-99.68	-12.77	-3.00		.65	.65	.576

LOAD CONDITION NO. 6

S-PILE ACRN STRUCTURE -- U.S. NAVY (42-IN. DIAMETER PILING) -- J.ATKINSON

MEMBER NUMBER	GROUP AND SECTN	DIST FROM END FT.	FORCE FX KIPS	MOMENT MY IN-KIPS	MOMENT MZ IN-KIPS	SHEAR FORCE FY KIPS	SHEAR FORCE FZ KIPS	TORSION MX IN-KIPS	AXIAL STRESS	BENDING STRESS Y	BENDING STRESS Z	Y SHEAR STRESS	Z SHEAR STRESS	COMB. UNITY CHECK
									KSI					
655- 700 210- 1		0.0	501.80	-515.21	370.15	.81	-4.10	-171.09	12.82	2.30		.59	.59	.525
		5.5	501.55	-472.27	242.50	3.04	-.79	-171.09	12.82	2.52		.55	.55	.533
		11.0	501.51	-425.51	-25.94	5.09	2.24	-171.09	12.82	2.02		.65	.65	.515
		16.4	501.46	-182.98	-422.46	6.94	5.03	-171.09	12.82	2.19		.78	.78	.521
		21.9	501.43	255.99	-935.14	8.81	7.20	-171.09	12.82	4.58		.91	.91	.604
656- 650 JL6- 1		0.0	-1503.59	4171.60	-825.60	-8.18	-49.17	-340.19	-10.82	-2.61		.79	.79	.467
		1.5	-1503.52	3295.64	-676.36	-8.18	-47.05	-340.19	-10.82	-2.07		.77	.77	.448
		5.0	-1503.44	2456.52	-527.03	-8.18	-44.97	-340.19	-10.82	-1.54		.74	.74	.429
		8.5	-1503.37	1651.84	-377.71	-8.18	-42.99	-340.19	-10.82	-1.04		.71	.71	.412
		8.1	-1503.29	885.09	-224.59	-8.18	-41.06	-340.19	-10.82	-.56		.68	.68	.396
651- 701 JL6- 1		0.0	924.29	-1337.98	-254.52	-27.90	18.36	-1149.92	6.40	.84		.82	.82	.251
		1.4	924.36	-956.24	301.71	-24.34	16.73	-1149.92	6.40	.62		.76	.76	.244
		5.5	924.47	-625.00	703.09	-20.89	15.14	-1149.92	6.40	.62		.71	.71	.244
		5.5	924.55	-319.15	1192.18	-17.55	13.60	-1149.92	6.40	.76		.66	.66	.249
		7.1	924.64	-45.85	1531.26	-14.31	12.10	-1149.92	6.40	.94		.61	.61	.255
653- 703 JL6- 1		0.0	544.66	-975.55	455.29	35.48	27.01	1085.00	5.78	.66		.95	.95	.154
		1.4	545.74	-817.82	-262.15	31.92	25.36	1085.00	5.78	.30		.90	.90	.142
		5.5	546.83	105.20	-904.95	28.47	23.77	1085.00	5.78	.56		.85	.85	.151
		5.5	546.91	594.82	-1475.47	25.15	22.23	1085.00	5.78	.98		.80	.80	.165
		7.1	547.01	1052.11	-1975.96	21.89	20.75	1085.00	5.79	1.38		.75	.75	.179
656- 700 JL6- 1		0.0	-1503.51	885.09	-224.23	-8.18	-40.35	-340.30	-10.82	-.56		.67	.67	.396
		1.4	-1503.42	49.60	-54.00	-8.18	-38.16	-340.30	-10.82	-.05		.64	.64	.391
		5.5	-1503.13	-740.03	120.22	-8.18	-36.08	-340.30	-10.82	-.46		.62	.62	.393
		5.5	-1503.05	-1487.49	294.44	-8.18	-34.09	-340.30	-10.82	-.93		.59	.59	.408
		7.1	-1502.96	-2192.03	468.67	-8.18	-32.16	-340.30	-10.82	-1.38		.56	.56	.423
701- 702 157- 1		0.0	-51.57	62.94	79.97	4.13	-.67	19.76	-3.54	-2.32		.80	.80	.249
		4.7	-51.57	20.58	-83.67	1.09	-.56	19.76	-3.54	-2.02		.47	.47	.236
		9.4	-51.57	-.11	-110.06	-.75	-.45	19.76	-3.54	-2.51		.35	.35	.252
		14.1	-51.57	-22.54	.63	-3.18	-.34	19.75	-3.54	-.51		.66	.66	.193
		18.8	-51.57	-36.91	248.46	-5.62	-.24	19.76	-3.54	-5.74		1.00	1.00	.351
701- 704 157- 1		0.0	17.77	116.27	-48.73	1.24	-.89	-1.83	1.22	2.88		.23	.23	.142
		4.7	17.76	89.45	-84.95	.04	-.76	-1.83	1.22	2.50		.13	.13	.129
		9.4	17.79	20.60	-53.72	-1.15	-.67	-1.83	1.22	1.39		.20	.20	.091
		14.1	17.81	-6.05	44.90	-2.35	-.56	-1.83	1.22	1.03		.35	.35	.070
		18.8	17.82	-34.69	210.92	-3.55	-.46	-1.83	1.22	4.88		.51	.51	.212
701- 801 JL7- 1		0.0	271.21	1362.69	2072.45	-14.47	6.15	-249.98	3.84	3.15		.60	.60	.243
		4.6	275.31	1021.56	2049.33	-.88	-1.00	-249.98	3.89	4.17		.20	.20	.280
		17.2	279.45	1182.53	2508.90	11.09	-7.38	-249.98	3.95	3.30		.54	.54	.252
		25.9	283.53	113.84	600.91	21.71	-13.20	-249.98	4.01	.78		.48	.48	.166
		34.5	287.65	-1529.51	-2138.50	31.12	-18.52	-249.98	4.07	3.34		1.18	1.18	.257

STRAN MEMBER DETAIL REPORT

LOAD CONDITION NO. 8

3=PILE ACRN STRUCTURE == U.S. NAVY (42=IN. DIAMETER PILING) == J.ATKINSON

MEMBER NUMBER	GROUP AND SECT=	DIST FROM END FT.	FORCE FX KIPS	MOMENT MY IN=KIPS	MOMENT MZ IN=KIPS	SHEAR FORCE FY KIPS	SHEAR FORCE FZ KIPS	TORSION MX IN=KIPS	AXIAL STRESS	BENDING STRESS Y	BENDING STRESS Z	Y SHEAR STRESS	Z SHEAR STRESS	COMB. UNITY CHECK
										KSI				
701= 800 200= 1		0.0	-55.72	1254.05	444.52	7.18	-12.05	-11.10	11.98	7.54		.77	.77	.678
		13.6	455.78	-178.95	-310.70	2.80	-5.65	-11.10	11.98	2.01		.36	.36	.486
		27.2	455.55	-645.57	-456.56	-.91	-.25	-11.10	11.98	4.45		.08	.03	.570
		40.8	455.97	-309.93	-47.53	-4.00	4.30	-11.10	11.97	1.70		.34	.34	.475
		54.4	456.04	709.47	421.75	-5.54	7.95	-11.10	11.97	6.03		.57	.57	.627
702= 703 137= 1		0.0	-51.20	-48.55	261.57	5.74	.25	-7.98	-3.51	-5.05		.91	.91	.559
		4.7	-51.20	-27.20	-4.05	3.50	.36	-7.48	-3.51	-.63		.57	.57	.193
		9.4	-51.20	-3.47	-132.21	1.06	.47	-7.98	-3.51	-3.02		.25	.25	.269
		14.1	-51.20	25.32	-123.29	-1.38	.57	-7.98	-3.51	-2.87		.30	.30	.262
		18.8	-51.20	50.05	22.75	-3.81	.08	-7.98	-3.51	-1.46		.62	.62	.224
702= 703 127= 1		0.0	8.22	7.57	-91.49	-2.24	-.24	-5.31	.69	3.09		.48	.48	.131
		4.7	8.22	-1.07	5.29	-1.21	-.14	-5.31	.69	.18		.31	.31	.033
		9.4	8.22	-8.43	44.29	-.19	-.05	-5.31	.69	-.53		.14	.14	.076
		14.1	8.22	-8.51	25.45	.05	.05	-5.31	.69	.43		.25	.25	.056
		18.8	8.23	-1.52	-51.29	1.05	.14	-5.31	.69	1.72		.42	.42	.084
702= 705 127= 1		0.0	7.65	10.50	78.89	2.14	-.25	4.02	.64	2.70		.43	.43	.116
		4.7	7.65	4.95	-12.59	1.11	-.15	4.02	.64	.95		.20	.20	.033
		9.4	7.65	-1.55	-43.97	.08	-.05	4.02	.64	-.54		.08	.08	.076
		14.1	7.65	-2.28	-21.55	-.95	.05	4.02	.64	.72		.23	.23	.047
		18.8	7.65	2.01	80.83	-1.98	.12	4.02	.64	2.04		.40	.40	.093
703= 705 137= 1		0.0	12.22	100.32	112.87	-.64	-.87	-5.13	.64	3.45		.20	.20	.149
		4.7	12.24	54.19	126.51	.55	-.77	-5.13	.64	3.14		.15	.15	.138
		9.4	12.25	14.12	72.95	1.95	-.66	-5.13	.64	1.70		.27	.27	.038
		14.1	12.26	-19.09	-48.11	2.75	-.55	-5.13	.64	1.19		.42	.42	.070
		18.8	12.27	-47.62	-256.50	3.95	-.44	-5.13	.64	5.51		.58	.58	.221
703= 801 200= 1		0.0	-5.69	154.94	-1408.19	-17.00	-.91	1.65	-.15	-8.26		.93	.93	.294
		13.6	-5.57	91.18	577.15	-7.70	-.44	1.65	-.15	-3.24		.41	.41	.119
		27.2	-5.50	-12.99	1108.41	1.02	-.20	1.65	-.14	-6.20		.06	.06	.222
		40.8	-5.42	-28.41	300.25	8.71	-.00	1.65	-.14	-1.69		.46	.46	.055
		54.4	-5.27	-10.71	-1685.69	15.55	.11	1.65	-.14	-9.84		.82	.82	.354
705= 805 207= 1		0.0	543.51	1431.85	-1442.83	10.08	7.68	-149.65	7.69	2.58		.65	.65	.357
		8.5	547.51	1040.16	-2592.67	8.48	-.53	-149.65	7.75	4.05		.22	.22	.413
		17.2	551.73	1555.95	-2425.25	-7.49	-5.86	-149.65	7.81	3.67		.36	.36	.399
		25.9	555.94	655.91	-1094.15	-16.11	-11.67	-149.65	7.86	1.62		.70	.70	.329
		34.5	559.95	-829.41	1276.31	-27.51	-16.99	-149.65	7.92	1.94		1.01	1.01	.342
704= 705 127= 1		0.0	-15.72	-2.45	154.80	4.10	-.21	2.41	-1.32	-4.64		.73	.73	.215
		4.7	-15.72	-11.56	-33.86	2.04	-.11	2.41	-1.32	-1.19		.38	.38	.095
		9.4	-15.72	-15.04	-90.39	-.03	-.02	2.41	-1.32	-3.06		.05	.05	.150
		14.1	-15.72	-13.42	-50.42	-2.09	.06	2.41	-1.32	-1.13		.39	.39	.093
		18.8	-15.72	-6.52	144.54	-4.15	.17	2.41	-1.32	-4.84		.74	.74	.222

LOAD CONDITION NO. 2

S-PILE ACOM STRUCTURE -- U.S. NAVY (42-IN. DIAMETER PILING) -- J.ATKINSON

MEMBER NUMBER	GROUP A.C. SECTN	DIST FROM END FT.	AXIAL FORCE FX KIPS	MOMENT MY IN-KIPS	MOMENT MZ IN-KIPS	SHEAR FORCE FY KIPS	SHEAR FORCE FZ KIPS	TORSION MX IN-KIPS	AXIAL STRESS	BENDING STRESS Y	BENDING STRESS Z	Y SHEAR STRESS	Z SHEAR STRESS	COMB. UNITY CHECK
									KSI					
704= 706	137= 1	0.0	31.97	-30.74	20.44	1.04	-.11	-9.45	2.40	.45		.36	.36	.113
		4.7	32.96	-35.93	-43.99	.04	-.00	-9.45	2.40	1.36		.20	.20	.131
		9.4	33.96	-31.01	-52.65	-.50	.11	-9.45	2.40	1.39		.18	.18	.132
		14.1	34.96	-20.72	7.53	-1.03	.26	-9.45	2.40	.50		.33	.33	.101
		18.8	35.95	-1.74	129.95	-2.71	.41	-9.45	2.40	2.07		.43	.43	.186
705= 7?5	137= 1	0.0	29.27	-37.99	-51.17	-1.95	-.15	1.57	2.01	1.12		.29	.29	.109
		4.7	29.25	-43.41	45.14	-.76	-.04	1.57	2.01	1.43		.12	.12	.119
		9.4	29.25	-42.73	55.26	.59	.07	1.57	2.01	1.59		.07	.07	.125
		14.1	29.25	-34.55	1.55	1.51	.22	1.57	2.01	.79		.23	.23	.097
		18.8	29.25	-17.96	-119.37	2.80	.37	1.57	2.01	2.64		.38	.38	.162
705= 805	200= 1	0.0	-451.25	-946.59	1007.48	9.01	7.76	7.94	-12.13	-7.74		.67	.67	.931
		13.6	-451.15	27.43	-169.94	4.05	4.20	7.94	-12.12	-.95		.35	.35	.621
		27.2	-451.06	451.41	-589.70	.33	.77	7.94	-12.12	-4.09		.07	.07	.764
		40.8	-451.01	248.52	-292.25	-3.90	-2.48	7.94	-12.12	-2.30		.27	.27	.682
		54.4	-450.90	-300.93	557.18	-7.09	-5.54	7.94	-12.12	-4.21		.52	.52	.769
705= 805	201= 1	0.0	-950.21	-2892.78	-258.21	-2.85	-4.80	257.50	-12.65	-3.63		.32	.32	.589
		8.5	-950.11	-2951.17	7.23	-2.86	2.92	257.50	-12.79	-3.73		.28	.28	.590
		17.2	-949.97	-2283.77	302.68	-2.86	9.35	257.50	-12.73	-2.93		.44	.44	.565
		25.9	-949.96	-1932.81	598.13	-2.86	14.70	257.50	-12.67	-1.52		.59	.59	.517
		34.5	-949.91	-721.50	893.57	-2.85	19.08	257.50	-12.62	-1.46		.71	.71	.513
710= 810	202= 1	0.0	-1099.89	2857.49	-2341.82	7.25	-6.20	-505.08	-4.34	-1.54		.18	.18	.209
		8.6	-1099.41	2282.45	-3091.35	7.25	-5.23	-505.08	-4.36	-1.60		.18	.18	.212
		17.2	-1102.72	1776.09	-3840.83	7.25	-4.18	-505.08	-4.39	-1.76		.17	.17	.218
		25.9	-1109.04	1398.40	-4590.33	7.25	-3.13	-505.08	-4.41	-2.00		.17	.17	.226
		34.5	-1115.36	1129.41	-5339.83	7.25	-2.08	-505.08	-4.44	-2.27		.17	.17	.235
711= 811	202= 1	0.0	-1119.35	3215.35	2491.07	-6.81	-.60	-357.94	-4.45	-1.70		.13	.13	.216
		8.6	-1125.66	3208.01	3195.02	-6.81	.45	-357.94	-4.48	-1.89		.13	.13	.225
		17.2	-1131.96	3309.35	3898.97	-6.81	1.51	-357.94	-4.50	-2.13		.13	.13	.233
		25.9	-1138.29	3519.34	4602.93	-6.81	2.56	-357.94	-4.53	-2.41		.13	.13	.243
		34.5	-1144.61	3838.11	5305.88	-6.81	3.61	-357.94	-4.55	-2.73		.14	.14	.253
712= 812	202= 1	0.0	1962.14	-5722.56	-156.20	-.07	1.32	484.37	7.65	2.39		.11	.11	.348
		8.5	1915.45	-5531.05	-87.51	-.07	2.37	484.37	7.62	2.31		.12	.12	.345
		17.2	1909.51	-5252.24	-18.42	-.07	3.42	484.37	7.60	2.18		.13	.13	.340
		25.9	1903.19	-4823.72	50.47	-.07	4.48	484.37	7.57	2.01		.14	.14	.333
		34.5	1896.88	-4300.29	119.36	-.07	5.53	484.37	7.55	1.80		.15	.15	.324
801= 802	203= 1	0.0	-84.95	81.07	-52.34	3.08	-.83	40.45	-2.67	-1.06		.48	.48	.170
		5.9	-84.95	40.02	-184.88	.77	-.55	40.45	-2.67	-2.11		.30	.30	.206
		11.8	-84.95	4.26	-161.67	-1.54	-.48	40.45	-2.67	-1.77		.35	.35	.195
		17.7	-84.95	-25.83	29.11	-3.84	-.38	40.45	-2.67	-.42		.54	.54	.138
		23.7	-84.95	-49.06	303.51	-6.15	-.30	40.45	-2.67	-4.23		.73	.73	.280

LOAD CONDITION NO. 8

3-PILE ACAP STRUCTURE -- U.S. NAVY (42-IN. DIAMETER PILING) -- J.ATKINSON

MEMBER NUMBER	GROUP AND SECTN	DIST FROM END FT.	FORCE FX KIPS	MOMENT MY IN-KIPS	MOMENT MZ IN-KIPS	SHEAR FY KIPS	SHEAR FZ KIPS	TORSION MX IN-KIPS	AXIAL STRESS	BENDING STRESS Y	BENDING STRESS Z	Y SHEAR STRESS	Z SHEAR STRESS	COMB. UNITY CHECK
									KSI					
801- 804 180- 1		0.0	-114.44	294.78	-173.42	.94	-1.36	7.55	-4.70	-3.74		.18	.18	.362
		5.9	-114.43	199.84	-194.75	-.25	-1.30	7.55	-4.70	-3.08		.15	.15	.336
		11.8	-114.42	110.82	-141.28	-1.39	-1.21	7.55	-4.70	-1.96		.19	.19	.293
		17.7	-114.41	29.78	-1.34	-2.54	-1.07	7.55	-4.70	-.33		.27	.27	.246
		23.7	-114.42	-41.20	217.56	-3.65	-.93	7.55	-4.70	-2.42		.35	.35	.309
801-1001 JL3- 1		0.0	20.46	-1069.55	-2319.22	-21.41	11.55	257.62	.50	3.25		.85	.83	.123
		5.9	24.97	-137.45	-559.23	-12.75	6.51	259.62	.55	.73		.57	.57	.038
		17.2	29.07	255.74	339.93	-4.74	1.66	259.62	.41	.56		.31	.31	.034
		25.9	33.18	210.27	443.05	2.55	-3.01	259.62	.47	.62		.28	.28	.038
		34.5	37.29	-283.98	-81.03	8.84	-8.12	259.62	.53	.38		.42	.42	.031
801-1002 180- 1		0.0	4.82	-32.29	615.92	7.03	.55	-8.35	.20	8.74		.65	.65	.241
		10.4	8.82	18.79	-94.08	3.82	.27	-8.35	.20	1.05		.35	.35	.043
		20.8	4.84	55.51	-352.01	.37	.00	-8.35	.20	3.87		.06	.06	.141
		31.1	4.86	19.80	-196.60	-2.78	-.27	-8.35	.20	2.16		.25	.26	.082
		41.5	4.90	-33.51	271.20	-4.53	-.52	-8.35	.20	2.99		.39	.39	.111
801-1004 150- 1		0.0	304.19	535.25	169.16	2.65	-5.45	25.39	12.65	6.11		.65	.65	.652
		10.4	304.20	-8.55	-88.58	1.52	-2.80	25.39	12.65	.97		.39	.39	.475
		20.8	304.34	-195.15	-164.19	-.09	-.18	25.39	12.65	2.77		.14	.14	.556
		31.1	304.40	-60.09	-74.29	-1.51	2.24	25.39	12.67	1.05		.34	.34	.476
		41.5	304.43	309.92	152.97	-1.66	5.36	25.39	12.67	3.69		.44	.44	.568
802- 803 180- 1		0.0	-03.44	-50.76	819.14	8.80	.29	-35.27	-2.61	-4.61		.74	.74	.290
		5.9	-03.44	-27.55	14.49	4.49	.57	-35.27	-2.61	-.56		.55	.55	.183
		11.8	-03.44	1.45	-218.42	2.16	.85	-35.27	-2.61	-2.39		.37	.37	.213
		17.7	-03.44	37.09	-291.75	-.12	.54	-35.27	-2.61	-3.21		.23	.23	.242
		23.7	-03.44	70.11	-201.46	-2.45	.82	-35.27	-2.61	-2.36		.39	.39	.212
802- 804 140- 1		0.0	9.78	55.46	-90.85	-1.08	-.29	-11.16	.82	3.26		.47	.47	.182
		5.9	9.79	17.14	-.56	-.06	-.25	-11.16	.82	.57		.34	.34	.048
		11.8	9.79	5.03	51.39	-.04	-.17	-11.16	.82	1.05		.22	.22	.095
		17.7	9.80	-8.89	5.07	.78	-.11	-11.16	.82	.29		.32	.32	.039
		23.7	9.80	-12.61	-79.55	1.80	-.05	-11.16	.82	2.69		.45	.45	.122
802- 805 140- 1		0.0	7.02	37.01	55.21	1.53	-.30	10.78	.59	2.22		.44	.44	.098
		5.9	7.02	17.90	-24.81	.71	-.24	10.78	.59	1.01		.31	.31	.056
		11.8	7.03	3.12	-45.89	-.11	-.18	10.78	.59	1.53		.22	.22	.074
		17.7	7.03	-7.55	-8.71	-.93	-.12	10.78	.59	.39		.34	.34	.054
		23.7	7.03	-15.95	66.56	-1.75	-.06	10.78	.59	2.93		.47	.47	.122
803- 805 180- 1		0.0	175.96	270.01	541.52	.50	-1.32	-8.72	7.23	4.80		.15	.15	.418
		5.9	175.97	185.15	278.81	1.47	-1.24	-8.72	7.23	3.66		.19	.19	.378
		11.8	175.98	100.22	132.90	2.64	-1.15	-8.72	7.23	1.82		.27	.27	.314
		17.7	175.98	25.27	-95.27	3.78	-1.01	-8.72	7.23	1.07		.36	.36	.288
		23.7	175.97	-43.08	-402.42	4.87	-.87	-8.72	7.23	4.42		.44	.44	.405

S T A T I C A N A L Y S I S O F T A I L M E M B E R

LOAD CONDITION NO. 4

3-PILE ACRY STRUCTURE -- U.S. NAVY (42-IN. DIAMETER PILING) -- J.ATKINSON

MEMBER NUMBER	GROUP AND SECT	DIST FROM END FT.	FORCE FX KIPS	MOMENT MY IN-KIPS	MOMENT MZ IN-KIPS	SHEAR FORCE FY KIPS	SHEAR FORCE FZ KIPS	TORSION MX IN-KIPS	AXIAL STRESS	BENDING STRESS Y KSI	BENDING STRESS Z KSI	Y SHEAR STRESS	Z SHEAR STRESS	COMB. UNITY CHECK
A35=1002 1GU= 1		0.0	-5.13	-27.05	-524.22	-7.52	.52	.59	-.21	-5.73		.01	.41	.211
		10.8	-5.12	21.13	145.55	-5.51	.24	.59	-.21	-1.59		.29	.29	.065
		20.6	-5.10	39.77	303.45	-.06	-.02	.59	-.21	-3.99		.01	.01	.143
		31.1	-5.09	10.36	169.87	3.09	-.24	.59	-.21	-1.87		.25	.25	.074
		41.5	-5.[illegible]	-37.91	-525.[illegible]	8.94	-.55	.59	-.21	-3.70		.39	.39	.135
A35=1003 JGU= 1		0.0	18.12	-154.09	1001.70	15.14	9.30	-255.72	.25	1.27		.74	.74	.259
		10.8	22.21	558.55	-420.03	9.47	8.25	-255.72	.21	.85		.45	.45	.241
		17.2	20.31	725.00	-90[illegible].72	1.47	-.57	-255.72	.37	1.55		.21	.21	.057
		20.9	30.45	410.05	-745.70	-5.02	-5.25	-255.72	.43	1.69		.39	.39	.053
		34.5	31.55	-510.14	110.50	-10.11	-8.58	-255.72	.49	.42		.54	.54	.032
3-1005 1GU= 1		0.0	505.37	457.05	-100.71	-2.08	-5.51	-17.10	12.45	5.12		.60	.60	.510
		10.8	505.41	-57.05	-102.50	-1.57	-2.52	-17.10	12.45	1.20		.33	.33	.477
		20.6	505.52	-201.05	105.45	.04	.17	-17.10	12.47	2.93		.11	.11	.535
		31.1	505.59	-25.76	99.70	1.25	2.58	-17.10	12.47	1.15		.33	.33	.472
		41.5	505.51	57.79	-101.91	1.81	5.75	-17.10	12.47	4.20		.45	.45	.585
[illegible]		0.0	-10.45	-11.91	155.15	3.27	-.12	-.13	-1.58	-3.47		.33	.33	.250
		5.7	-10.45	-10.51	-12.01	1.05	-.05	-.13	-1.58	-.74		.21	.21	.086
		11.4	-10.45	-20.57	-70.49	.00	-.00	-.13	-1.58	-2.60		.02	.02	.150
		17.7	-10.45	-15.15	-23.99	-1.51	.05	-.13	-1.58	-1.02		.25	.25	.093
		25.7	-10.45	-1[illegible].[illegible]	[illegible].[illegible]	-3.21	.12	-.13	-1.58	-[illegible].7		.53	.53	.223
A35= 000 1GU= 1		0.0	-97.07	-51.54	-25.11	1.25	-.45	-19.20	-3.99	-.44		.23	.23	.214
		5.4	-97.10	-57.07	-75.09	.17	-.72	-19.20	-3.99	-1.27		.17	.17	.221
		11.0	-97.14	-133.02	-50.45	-.07	-.55	-19.20	-3.99	-1.55		.19	.19	.252
		17.4	-97.19	-109.79	47.45	-1.90	-.45	-19.20	-3.99	-1.05		.25	.25	.264
		25.7	-97.10	-195.49	217.92	-2.08	-.29	-19.20	-3.99	-3.20		.34	.34	.502
A35= 000 1GU= 1		0.0	191.91	-35.15	-175.68	-2.05	-.02	21.78	7.88	1.96		.35	.35	.342
		5.4	191.90	-30.15	-27.71	-1.54	-.00	21.78	7.88	1.01		.26	.26	.309
		11.0	191.91	-151.12	44.45	-.50	-.55	21.78	7.88	1.51		.18	.18	.325
		17.4	191.92	-154.01	45.10	.53	-.39	21.78	7.88	1.55		.17	.17	.323
		25.7	191.93	-[illegible].[illegible]	-22.95	1.52	-.25	21.78	7.88	2.07		.25	.25	.345
[illegible]		0.0	-31.[illegible]	-[illegible].[illegible]	-307.47	-4.15	4.04	10.96	-12.74	-5.45		.54	.54	.654
		1.[illegible]	-31.[illegible]	7.[illegible]	2.44	-2.15	2.[illegible]	10.96	-12.74	-.02		.30	.30	.595
		20.[illegible]	-31.13	151.13	154.45	-.53	-.01	10.96	-12.74	-2.25		.09	.09	.092
		51.1	-31.[illegible]	7.57	65.80	1.46	-1.91	10.96	-12.73	-.98		.25	.25	.034
		41.5	-31.[illegible]	-25.[illegible]	-101.75	2.27	-2.59	10.96	-12.73	-3.53		.34	.34	.751
B[illegible] 1GU= 1		0.0	-30[illegible].30	-440.55	559.18	4.05	4.30	-20.43	-12.50	-6.20		.63	.63	.657
		10.[illegible]	-30[illegible].25	-55.21	-21.54	2.09	2.31	-20.43	-12.50	-.43		.41	.41	.510
		20.[illegible]	-30[illegible].20	129.74	-106.59	.24	.51	-20.43	-12.49	-2.31		.19	.19	.633
		31.1	-304.14	45.20	-02.14	-1.55	-1.69	-20.43	-12.49	-1.02		.33	.33	.625
		41.5	-304.08	-207.12	175.10	-2.35	-2.27	-20.43	-12.49	-2.98		.43	.43	.712

SINAN MEMBER DETAIL REPORT

LOAD CONDITION NO. 8 — DATE 08/30/75

3-PILE ACNR STRUCTURE -- U.S. NAVY (42-IN. DIAMETER PILING) -- J.ATKINSON

MEMBER NUMBER	GROUP AND SECTN	DIST FROM END FT.	FORCE FX KIPS	MOMENT MY IN-KIPS	MOMENT MZ IN-KIPS	SHEAR FORCE FY KIPS	SHEAR FORCE FZ KIPS	TORSION MX IN-KIPS	AXIAL STRESS KSI	BENDING STRESS Y KSI	BENDING STRESS Z KSI	Y SHEAR STRESS	Z SHEAR STRESS	COMB. UNITY CHECK
805-1006	GL6= 1	0.0	-93.19	213.64	1101.95	2.70	-4.82	-45.57	-1.52	-1.43		.19	.19	.093
		5.5	-89.10	-93.75	522.27	2.70	-1.25	-45.57	-1.25	-1.05		.11	.11	.083
		17.2	-84.98	-72.45	542.59	2.70	1.55	-45.57	-1.20	.70		.12	.12	.089
		25.9	-80.89	209.35	262.91	2.70	5.74	-45.57	-1.14	.43		.10	.10	.057
		34.5	-76.49	579.98	-16.77	2.70	2.65	-45.57	-1.09	.24		.14	.14	.066
806-1010	M2= 1	0.0	-1115.34	1134.17	-5337.71	7.41	-17.59	504.08	-4.44	-2.27		.25	.25	.255
		8.5	-1121.65	-609.79	-6105.73	7.41	-16.54	504.08	-4.48	-2.56		.25	.25	.244
		17.2	-1127.97	-2244.90	-6869.76	7.41	-15.29	504.08	-4.49	-3.01		.24	.24	.250
		25.9	-1134.28	-3771.16	-7655.79	7.41	-14.25	504.08	-4.51	-3.55		.23	.23	.260
		34.5	-1140.59	-5148.55	-8401.81	7.41	-15.18	504.08	-4.53	-4.12		.23	.23	.301
811-1011	M2= 1	0.0	-1144.57	3542.09	5303.34	-6.95	-29.14	-540.55	-4.55	-2.73		.37	.37	.253
		8.5	-1150.49	803.84	6023.50	-6.95	-28.09	-540.55	-4.58	-3.54		.35	.35	.248
		17.2	-1157.20	-1960.15	6745.26	-6.95	-27.03	-540.55	-4.60	-2.93		.35	.35	.262
		25.9	-1163.52	-4707.29	7465.20	-6.95	-25.98	-540.55	-4.63	-3.59		.33	.33	.283
		34.5	-1169.48	-7539.58	8183.15	-6.95	-24.93	-540.55	-4.65	-4.58		.34	.34	.321
812-1012	M2= 1	0.0	1895.43	-4306.29	118.73	-.07	58.05	-29.33	7.55	1.00		.31	.31	.324
		8.5	1890.51	-517.59	197.84	-.07	59.10	-29.33	7.52	.10		.33	.33	.257
		17.2	1884.20	3779.83	256.91	-.07	60.15	-29.33	7.50	1.53		.33	.33	.315
		25.9	1877.85	7985.95	325.40	-.07	61.20	-29.33	7.47	3.33		.33	.33	.375
		34.5	1871.57	12300.79	394.28	-.07	62.25	-29.33	7.45	5.15		.34	.34	.437
1001-1002	180= 1	0.0	-127.48	43.14	-165.85	-.55	.01	-127.05	-4.64	-1.63		.57	.57	.293
		7.1	-127.48	37.52	-142.64	-.65	-.18	-127.05	-4.64	-1.26		.59	.59	.282
		14.3	-127.48	19.66	-78.42	-.93	-.26	-127.05	-4.64	-.66		.62	.62	.265
		21.4	-127.48	-10.45	17.26	-1.22	-.42	-127.05	-4.64	-.17		.64	.64	.248
		28.6	-127.48	-52.79	153.90	-1.50	-.57	-127.05	-4.64	-1.23		.66	.66	.281
1001-1004	180= 1	0.0	-115.21	571.58	-244.00	-.70	-1.78	-50.38	-4.19	-3.80		.55	.55	.343
		7.1	-115.22	216.99	-177.11	-.65	-1.92	-50.38	-4.17	-2.37		.37	.37	.293
		14.3	-115.23	42.18	-98.59	-.97	-2.05	-50.38	-4.19	-.91		.33	.33	.249
		21.4	-115.19	-140.90	-11.21	-1.05	-2.21	-50.38	-4.19	-1.21		.39	.39	.262
		28.6	-115.24	-330.21	82.51	-1.12	-2.35	-50.38	-4.19	-2.96		.40	.40	.323
1002-1003	180= 1	0.0	-121.58	-45.61	111.25	1.57	.54	92.58	-4.42	-1.03		.52	.52	.263
		7.1	-121.58	-5.77	-10.54	1.28	.59	92.58	-4.42	-.10		.49	.49	.234
		14.3	-121.58	21.82	-108.07	.99	.25	92.58	-4.42	-.94		.47	.47	.250
		21.4	-121.58	37.16	-101.42	.71	.11	92.58	-4.42	-1.58		.45	.45	.280
		28.6	-121.58	40.25	-229.52	.42	-.04	92.58	-4.42	-1.99		.43	.43	.293
1002-1004	180= 1	0.0	7.21	156.28	-1.50	-.06	-.82	-15.97	.01	5.23		.40	.40	.203
		7.1	7.16	80.28	1.17	.00	-.82	-15.97	.00	2.68		.40	.40	.121
		14.3	7.14	16.28	-1.66	.06	-.82	-15.97	.00	.55		.40	.40	.040
		21.4	7.11	-55.74	-9.78	.13	-.82	-15.97	.00	1.85		.41	.41	.084
		28.6	7.07	-123.01	-25.20	.19	-.82	-15.97	.00	4.21		.41	.41	.167

STRAW FRAMEWORK DETAIL REPORT

LOAD CONDITION NO. 1

3-PILE ACIP STRUCTURE -- U.S. NAVY (42-IN. DIAMETER PILING) -- J.ATKINSON

MEMBER NUMBER	GROUP AND SECTN	DIST FROM END FT.	FORCE FA KIPS	MOMENT MY IN-KIPS	MOMENT MZ IN-KIPS	SHEAR FY KIPS	SHEAR FORCE FZ KIPS	TORSION MX IN-KIPS	AXIAL STRESS	BENDING STRESS Y	BENDING STRESS Z	Y SHEAR STRESS	Z SHEAR STRESS	COMB. UNITY CHECK
									KSI					
1002-1005	1GU= 1	0.0	5.79	145.25	-4.50	.02	-.79	18.43	.57	4.87		.44	.44	.189
		7.1	5.75	77.97	-7.30	-.05	-.79	18.43	.57	2.62		.44	.44	.111
		14.3	5.72	10.07	-.75	-.11	-.79	18.43	.56	.36		.44	.44	.052
		21.4	5.68	-56.64	11.11	-.17	-.79	18.43	.56	1.93		.44	.44	.087
		28.5	5.64	-125.45	23.25	-.25	-.79	18.43	.55	4.23		.45	.45	.167
1003-1005	1GU= 1	0.0	-103.41	372.08	311.57	.99	-1.56	67.09	-3.76	-4.15		.42	.42	.334
		7.1	-103.42	232.08	219.59	1.15	-1.71	67.09	-3.76	-2.73		.44	.44	.286
		14.3	-103.40	60.40	115.77	1.26	-1.85	67.09	-3.76	-1.20		.45	.45	.235
		21.4	-103.39	-84.10	3.50	1.35	-1.99	67.09	-3.76	.72		.46	.46	.221
		28.5	-103.43	-260.05	-115.11	1.42	-2.15	67.09	-3.76	-2.44		.48	.48	.279
1004-1005	1GU= 1	0.0	-12.98	-29.55	16.11	.14	.05	-2.03	-1.09	-1.13		.07	.07	.090
		7.1	-12.98	-20.09	6.94	.07	.05	-2.03	-1.09	-.92		.06	.06	.083
		14.3	-12.98	-23.76	3.89	.00	.05	-2.03	-1.09	-.81		.05	.05	.079
		21.4	-12.98	-20.80	6.97	.07	.05	-2.03	-1.09	-.74		.06	.06	.077
		28.5	-12.98	-17.97	10.10	.14	.05	-2.03	-1.09	-.81		.07	.07	.079
1004-1006	1GU= 1	0.0	252.44	225.09	-1.60	-.12	-1.51	59.90	9.18	1.91		.37	.37	.385
		7.1	252.42	69.47	10.13	-.14	-1.65	59.90	9.18	.78		.38	.38	.345
		14.3	252.42	-58.99	22.48	-.14	-1.79	59.90	9.18	.54		.39	.39	.338
		21.4	252.42	-210.70	34.83	-.14	-1.93	59.90	9.18	1.09		.40	.40	.385
		28.5	252.42	-390.05	47.19	-.14	-2.08	59.90	9.18	3.36		.41	.41	.436
1005-1006	1GU= 1	0.0	257.99	295.18	9.25	.21	-1.69	-40.05	9.39	2.52		.30	.30	.414
		7.1	257.96	143.02	-9.95	.23	-1.84	-40.05	9.39	1.23		.31	.31	.369
		14.3	257.90	-19.79	-29.73	.23	-1.98	-40.05	9.39	.31		.32	.32	.337
		21.4	257.90	-195.05	-49.50	.23	-2.12	-40.05	9.39	1.72		.33	.33	.385
		28.5	257.98	-383.74	-69.27	.23	-2.27	-40.05	9.39	3.33		.34	.34	.442

SIMAN MEMBER DETAIL REPORT

LOAD CONDITION NO. 9

3-PILE ACMR STRUCTURE -- U.S. NAVY (42-IN. DIAMETER PILING) -- J.ATKINSON

MEMBER NUMBER	GROUP AND SECT.	DIST FROM END FT.	FORCE FX KIPS	MOMENT MY IN-KIPS	MOMENT MZ IN-KIPS	SHEAR FORCE FY KIPS	SHEAR FORCE FZ KIPS	TORSION MX IN-KIPS	AXIAL STRESS	BENDING STRESS Y	BENDING STRESS Z	Y SHEAR STRESS	Z SHEAR STRESS	COMB. UNITY CHECK
									KSI					
101- 102 A10- 1		0.0	-2.92	570.02	105.94	.06	-6.98	.01	-.18	4.24	9.88	.10	1.08	.485
		5.6	-2.92	111.02	84.60	.06	-5.26	.01	-.18	1.25	6.40	.10	.82	.269
		7.3	-2.92	-79.48	51.25	.06	-3.54	.01	-.18	-.49	2.92	.10	.55	.137
		10.9	-2.92	-195.09	-5.10	.06	-1.81	.01	-.18	-2.20	-.57	.10	.28	.097
		14.5	-2.92	-237.59	-43.44	.06	-.09	.01	-.18	-2.66	-4.05	.10	.01	.232
101- 104 A10- 1		0.0	-2.66	572.91	103.76	.02	-6.76	-.01	-.16	4.18	9.64	.10	1.05	.475
		5.6	-2.66	115.53	88.01	.02	-5.06	-.01	-.16	1.30	6.54	.10	.79	.268
		7.2	-2.66	-67.01	52.26	.02	-3.54	-.01	-.16	-.75	3.01	.10	.52	.135
		10.9	-2.66	-174.72	-3.46	.02	-1.62	-.01	-.16	-1.96	-.32	.10	.25	.080
		14.5	-2.66	-207.59	-39.23	.02	.10	-.01	-.16	-2.33	-3.65	.10	.02	.208
101- 201 DAL- 1		0.0	-18.76	-322.91	564.57	3.54	3.57	209.70	-.21	-1.02		.27	.27	.043
		5.8	-19.92	-152.21	405.52	3.54	3.57	209.70	-.22	-.68		.27	.27	.032
		7.5	-21.09	-1.50	249.08	3.54	3.57	209.70	-.23	-.38		.27	.27	.022
		11.3	-22.25	159.20	66.63	3.54	3.57	209.70	-.24	-.28		.27	.27	.019
		15.0	-23.41	314.91	-72.42	3.54	3.57	209.70	-.26	-.51		.27	.27	.027
102- 103 A10- 1		0.0	-2.31	-230.58	-30.80	-.42	.25	-.01	-.14	-2.60	-2.07	.05	.04	.190
		5.6	-2.31	-190.44	-12.40	-.42	1.97	-.01	-.14	-2.14	-1.16	.05	.31	.114
		7.3	-2.31	-67.40	5.01	-.42	3.69	-.01	-.14	-.76	.56	.05	.57	.049
		10.9	-2.31	130.54	24.41	-.42	5.41	-.01	-.14	1.46	2.28	.05	.84	.131
		14.5	-2.31	403.58	42.81	-.42	7.13	-.01	-.14	4.53	3.99	.05	1.11	.288
102- 104 A10- 1		0.0	-.20	-1.18	-9.56	-.12	-.17	-.00	-.03	-.06	-1.71	.02	.09	.063
		5.6	-.20	-0.88	-4.56	-.12	-.09	-.00	-.03	-.33	-.81	.02	.05	.041
		7.2	-.20	-0.01	.45	-.12	-.00	-.00	-.03	-.42	.08	.02	.00	.016
		10.9	-.20	-0.95	5.47	-.12	.09	-.00	-.03	-.53	.98	.02	.05	.046
		14.5	-.20	-1.32	10.49	-.12	.17	-.00	-.03	-.06	1.87	.02	.09	.069
102- 105 A10- 1		0.0	-1.21	1.20	-5.06	-.00	-.16	.00	-.17	.06	-.55	.00	.08	.032
		5.6	-1.21	-4.04	-2.86	-.00	-.08	.00	-.17	-.19	-.51	.00	.04	.035
		7.2	-1.21	-5.50	-2.70	-.00	.01	.00	-.17	-.20	-.48	.00	.01	.036
		10.9	-1.21	-5.18	-2.51	-.00	.10	.00	-.17	-.15	-.45	.00	.05	.031
		14.5	-1.21	2.92	-2.33	-.00	.18	.00	-.17	.14	-.42	.00	.09	.030
103- 105 A10- 1		0.0	-3.71	420.58	-30.69	-.22	-7.20	.00	-.23	4.72	-2.88	.03	1.12	.259
		5.6	-3.71	144.55	-21.43	-.22	-5.48	.00	-.23	1.62	-2.00	.03	.85	.130
		7.2	-3.71	-56.44	-11.97	-.22	-3.76	.00	-.23	-.63	-1.12	.03	.58	.068
		10.9	-3.71	-182.59	-2.50	-.22	-2.04	.00	-.23	-2.05	-.23	.03	.32	.062
		14.5	-3.71	-233.91	6.96	-.22	-.32	.00	-.23	-2.62	.65	.03	.05	.115
103- 203 DAL- 1		0.0	-19.34	-304.01	-615.50	-3.98	3.74	-73.70	-.21	-1.12		.18	.18	.046
		5.8	-20.50	-195.01	-434.98	-3.98	3.74	-73.70	-.23	-.75		.18	.18	.034
		7.5	-21.66	-27.20	-255.70	-3.98	3.74	-73.70	-.24	-.40		.18	.18	.023
		11.3	-22.82	141.21	-76.72	-3.98	3.74	-73.70	-.25	-.25		.18	.18	.018
		15.0	-23.99	309.02	102.27	-3.98	3.74	-73.70	-.26	-.51		.18	.18	.027

S I M A N M E M B E R D E T A I L R E P O R T

LOAD CONDITION NO. 4

S-PILE ACAP STRUCTURE -- U.S. NAVY (42-IN. DIAMETER PILING) -- J.ATKINSON

MEMBER NUMBER	GROUP AND SECTN	DIST FROM END FT.	FORCE FX KIPS	MOMENT MY IN-KIPS	MOMENT MZ IN-KIPS	SHEAR FORCE FY KIPS	SHEAR FORCE FZ KIPS	TORSION MX IN-KIPS	AXIAL STRESS	BENDING STRESS Y KSI	BENDING STRESS Z KSI	Y SHEAR STRESS KSI	Z SHEAR STRESS KSI	COMB. UNITY CHECK
104= 105	MOD= 1	0.0	1.41	1.26	-4.90	-.02	-.20	.00	.20	.06	-.68	.00	.10	.039
		3.8	1.41	-5.48	-4.03	-.02	-.11	.00	.20	-.26	-.72	.00	.06	.040
		7.5	1.41	-6.43	-3.15	-.02	-.02	.00	.20	-.40	-.56	.01	.01	.039
		10.9	1.41	-7.59	-2.27	-.02	.06	.00	.20	-.36	-.41	.01	.03	.033
		14.5	1.41	-2.97	-1.39	-.02	.15	.00	.20	-.14	-.25	.01	.08	.020
104= 106	MOD= 1	0.0	-3.58	-208.88	-23.94	-.27	.46	.00	-.22	-2.34	-2.22	.03	.07	.161
		3.8	-3.58	-150.72	-12.02	-.27	2.20	.00	-.22	-1.69	-1.12	.03	.34	.102
		7.5	-3.58	-17.04	-.21	-.27	5.92	.00	-.22	-.20	-.02	.03	.61	.016
		10.9	-3.58	190.57	11.80	-.27	5.64	.00	-.22	2.14	1.08	.03	.88	.114
		14.5	-3.58	479.44	25.41	-.27	12.56	.00	-.22	5.38	2.18	.03	1.92	.255
105= 106	MOD= 1	0.0	-5.00	-230.95	3.24	-.04	.01	-.04	-.31	-2.59	.30	.00	.00	.105
		3.8	-5.00	-192.90	4.94	-.04	1.74	-.04	-.31	-2.16	.47	.00	.27	.093
		7.5	-5.00	-79.93	6.74	-.04	5.46	-.04	-.31	-.90	.63	.01	.54	.063
		10.9	-5.00	107.98	8.49	-.04	5.18	-.04	-.31	1.21	.79	.01	.81	.079
		14.5	-5.00	570.61	10.24	-.04	6.90	-.04	-.31	4.16	.95	.01	1.07	.178
105= 205	BAL= 1	0.0	-15.55	859.81	-4.37	-2.14	-14.48	73.27	-.18	-1.34		.38	.38	.093
		3.8	-17.59	290.98	92.11	-2.14	-14.48	73.27	-.19	-.35		.38	.38	.019
		7.5	-19.63	-488.84	188.59	-2.14	-14.48	73.27	-.21	-.76		.38	.38	.034
		11.3	-20.32	-1095.25	285.08	-2.14	-14.48	73.27	-.22	-1.77		.38	.38	.069
		15.0	-21.10	-1747.89	381.56	-2.14	-14.48	73.27	-.23	-2.80		.38	.38	.106
201= 202	MOD= 1	0.0	25.32	575.49	112.57	.92	-10.01	.07	1.56	6.46	10.50	.11	1.55	.623
		3.8	25.32	194.24	72.56	.92	-7.56	.07	1.56	2.18	6.77	.11	1.17	.358
		7.5	25.32	-79.01	32.54	.92	-5.04	.07	1.56	-.89	3.04	.11	.78	.188
		10.9	25.32	-244.25	-7.48	.92	-2.56	.07	1.56	-2.74	-.70	.11	.40	.165
		14.5	25.32	-501.44	-47.50	.92	-.07	.07	1.56	-5.38	-4.43	.11	.01	.315
201= 204	MOD= 1	0.0	-45.98	612.55	111.02	.90	-10.25	-.06	-2.64	6.87	10.36	.11	1.59	.696
		3.8	-45.98	220.42	71.94	.90	-7.77	-.06	-2.64	2.47	6.71	.11	1.21	.430
		7.2	-45.98	-63.59	32.86	.90	-5.29	-.06	-2.64	-.71	3.07	.11	.82	.248
		10.9	-45.98	-239.67	-6.21	.90	-2.81	-.06	-2.64	-2.69	-.58	.11	.44	.224
		14.5	-45.98	-507.84	-45.29	.90	-.33	-.06	-2.64	-5.45	-4.23	.11	.05	.375
201= 301	BAL= 1	0.0	-51.41	-121.65	1223.75	12.07	48.24	666.85	-.57	-1.92		1.62	1.62	.087
		3.8	-52.97	2049.01	855.49	12.07	48.24	666.85	-.58	-3.36		1.62	1.62	.133
		7.5	-54.13	4219.66	83.24	12.07	48.24	666.85	-.59	-6.60		1.62	1.62	.251
		11.3	-55.29	6299.98	-539.09	15.44	45.44	666.85	-.61	-9.89		1.53	1.53	.365
		15.0	-55.42	8107.78	-1316.85	19.28	36.78	666.85	-.61	-12.85		1.43	1.43	.468
201= 303	120= 1	0.0	-9.56	266.54	-145.96	-5.69	-2.90	1.06	-.49	-5.37		.50	.50	.212
		8.2	-9.80	7.24	217.01	-5.69	-2.43	1.06	-.50	-3.83		.47	.47	.159
		16.5	-9.84	-202.70	566.62	-2.29	-1.54	1.06	-.51	-10.61		.29	.29	.396
		24.5	-10.10	-100.59	521.80	7.07	3.64	1.06	-.52	-5.94		.89	.89	.234
		32.8	-10.15	511.49	-958.30	16.49	8.83	1.06	-.53	-19.16		2.14	2.14	.693

AD-A165 698 DESIGN CALCULATIONS 81' MLW STRUCTURE EAST COAST AIR 7/8
COMBAT MANEUVERING R..(U) CREST ENGINEERING INC TULSA
OK SEP 76 27-771-94 N62477-76-C-0179

UNCLASSIFIED F/G 13/13 NL





MICROCOPY RESOLUTION TEST CHART

STRAN MEMBER DETAIL REPORT

LOAD CONDITION NO. 9

3-PILE ACHR STRUCTURE -- U.S. NAVY (42-IN. DIAMETER PILING) -- J.ATKINSON

MEMBER NUMBER	GROUP AND SECTN	DIST FROM END FT.	FORCE FX KIPS	MOMENT MY IN-KIPS	MOMENT MZ IN-KIPS	SHEAR FORCE FY KIPS	SHEAR FORCE FZ KIPS	TORSION MX IN-KIPS	AXIAL STRESS	BENDING STRESS Y	BENDING STRESS Z	Y SHEAR STRESS	Z SHEAR STRESS	COMB. UNITY CHECK
									KSI					
202- 203	A10- 1	0.0	26.01	-514.59	-33.09	-.45	.34	-.07	1.61	-3.53	-3.09	.05	.05	.275
		5.6	26.01	-245.61	-13.42	-.45	2.83	-.07	1.61	-2.76	-1.25	.05	.44	.186
		7.3	26.01	-66.62	6.25	-.45	5.31	-.07	1.61	-.77	.58	.05	.83	.100
		10.9	26.01	216.39	25.92	-.45	7.79	-.07	1.61	2.43	2.42	.05	1.21	.216
		14.5	26.01	609.41	45.59	-.45	10.26	-.07	1.61	6.84	4.25	.05	1.60	.419
202- 204	A06- 1	0.0	-.17	-13.04	-10.86	-.13	-.10	-.00	-.02	-.65	-1.94	.02	.09	.089
		5.6	-.17	-10.01	-5.56	-.13	-.09	-.00	-.02	-.90	-.96	.02	.05	.063
		7.2	-.17	-20.79	.14	-.13	-.00	-.00	-.02	-1.00	.03	.02	.00	.034
		10.9	-.17	-19.00	5.64	-.13	.05	-.00	-.02	-.91	1.01	.02	.04	.065
		14.5	-.17	-15.42	11.14	-.13	.17	-.00	-.02	-.65	1.90	.02	.09	.091
202- 205	A06- 1	0.0	-1.34	15.21	-5.55	-.00	-.24	-.02	-.19	.83	-.63	.00	.13	.055
		5.6	-1.34	4.59	-5.47	-.00	-.15	-.02	-.19	.22	-.62	.00	.08	.041
		7.2	-1.34	-.24	-5.40	-.00	-.07	-.02	-.19	-.01	-.61	.01	.04	.034
		10.9	-1.34	-1.29	-3.32	-.00	.02	-.02	-.19	-.06	-.59	.01	.02	.035
		14.5	-1.34	1.45	-5.25	-.00	.11	-.02	-.19	.07	-.58	.01	.06	.034
203- 205	A10- 1	0.0	34.34	1457.58	-33.89	-.25	-24.57	-.08	2.12	10.36	-3.16	.03	3.81	.700
		5.6	34.34	519.77	-25.43	-.25	-18.57	-.08	2.12	5.83	-2.22	.03	2.86	.335
		7.2	34.34	-157.30	-15.76	-.25	-12.57	-.08	2.12	-1.77	-1.28	.03	1.95	.174
		10.9	34.34	-573.02	-3.69	-.25	-6.56	-.08	2.12	-6.44	-.34	.03	1.02	.289
		14.5	34.34	-729.20	6.37	-.25	-.56	-.08	2.12	-8.18	.59	.03	.09	.353
203- 303	DAL- 1	0.0	-9.52	-450.95	-1120.00	-12.49	65.76	-297.60	-.10	-2.30		1.70	1.70	.084
		5.8	-10.66	2008.39	-557.80	-12.49	65.76	-297.60	-.12	-3.26		1.70	1.70	.117
		7.5	-11.80	4951.40	-5.07	-11.61	64.25	-297.60	-.13	-7.75		1.67	1.67	.274
		11.3	-13.01	7749.00	404.56	-9.08	59.48	-297.60	-.14	-12.14		1.56	1.56	.427
		15.0	-14.13	10317.02	800.75	-5.79	54.14	-297.60	-.14	-16.19		1.43	1.43	.567
203- 306	120- 1	0.0	-114.14	-54.50	-174.09	-.05	.03	-22.24	-6.14	-3.24		.26	.26	.452
		6.2	-114.39	-35.45	-110.56	-.05	.50	-22.24	-6.15	-2.04		.26	.28	.406
		16.3	-114.63	30.72	-47.07	-.05	.97	-22.24	-6.17	-1.07		.52	.32	.367
		24.5	-114.78	157.05	16.44	-.05	1.44	-22.24	-6.18	-2.78		.56	.36	.420
		32.6	-114.93	306.12	79.95	-.05	1.56	-22.24	-6.18	-5.58		.57	.37	.529
204- 205	A06- 1	0.0	1.52	13.42	-4.18	-.01	-.20	.02	.22	.64	-.74	.00	.14	.054
		5.6	1.52	3.91	-3.84	-.01	-.18	.02	.22	.19	-.69	.00	.10	.038
		7.3	1.52	-1.82	-3.54	-.01	-.09	.02	.22	-.09	-.63	.01	.05	.033
		10.9	1.52	-3.76	-3.24	-.01	-.00	.02	.22	-.18	-.58	.01	.01	.033
		14.5	1.52	-1.91	-2.93	-.01	.09	.02	.22	-.09	-.52	.01	.06	.029
204- 206	A10- 1	0.0	-46.94	-521.27	-30.01	-.34	.11	.03	-2.90	-3.61	-2.80	.04	.02	.333
		5.6	-46.94	-262.80	-15.04	-.34	2.54	.03	-2.90	-2.95	-1.40	.04	.40	.263
		7.3	-46.94	-95.87	-.07	-.34	5.07	.03	-2.90	-1.08	-.01	.04	.79	.156
		10.9	-46.94	176.90	14.90	-.34	7.56	.03	-2.90	2.01	1.39	.04	1.17	.233
		14.5	-46.94	567.00	49.87	-.34	15.04	.03	-2.90	6.37	2.79	.04	2.34	.420

S T A A M M E M B E R D E T A I L R E P O R T

LOAD CONDITION NO. 4

PAGE 30
DATE 08/30/76

3-PILE ACAP STRUCTURE -- U.S. NAVY (42-IN. DIAMETER PILING) -- J.ATKINSON

MEMBER NUMBER	GROUP AND SECT.	DIST FROM END FT.	FORCE FX KIPS	MOMENT MY IN-KIPS	MOMENT MZ IN-KIPS	SHEAR FORCE FY KIPS	SHEAR FORCE FZ KIPS	TORSION MX IN-KIPS	AXIAL STRESS	BENDING STRESS Y	BENDING STRESS Z	Y SHEAR STRESS	Z SHEAR STRESS	COMB. UNITY CHECK
									KSI					
265=	200 =180= 1	0.0	32.91	-727.55	.19	-.09	-.59	.07	2.05	-8.16	.02	.01	.06	.329
		5.5	32.91	-615.00	5.96	-.09	5.61	.07	2.05	-6.89	.37	.01	.87	.301
		7.5	32.91	-259.19	7.74	-.09	11.61	.07	2.05	-2.88	.72	.01	1.80	.180
		10.9	32.91	596.59	11.51	-.09	17.61	.07	2.05	6.65	1.07	.01	2.74	.248
		14.5	32.91	1295.39	15.28	-.09	23.61	.07	2.05	14.51	1.43	.01	3.67	.578
266=	301 120= 1	0.0	110.56	187.76	259.41	2.26	-2.05	21.56	5.75	5.30		.51	.51	.366
		4.2	110.44	11.97	15.69	2.26	-1.50	21.56	5.74	.35		.48	.03	.211
		10.5	111.19	-117.66	-208.02	2.26	-1.09	21.56	5.73	8.21		.45	.45	.345
		24.5	109.95	-195.79	-417.50	.00	.01	21.55	5.71	8.13		.25	.25	.481
		36.0	109.89	29.45	41.91	-13.14	5.96	21.55	5.71	.89		1.69	1.69	.229
268=	300 DRL= 1	0.0	-112.49	91.20	702.51	8.23	56.66	230.66	-1.23	-1.20		1.44	1.44	.086
		5.5	-113.05	2041.01	591.87	8.23	56.60	230.66	-1.25	-4.18		1.44	1.44	.190
		7.5	-114.42	5192.37	21.44	8.23	56.66	230.66	-1.26	-8.12		1.44	1.44	.323
		11.5	-115.98	7742.92	-549.00	8.23	56.66	230.66	-1.27	-12.12		1.44	1.44	.407
		15.0	-116.19	10295.49	-719.45	8.23	56.69	230.66	-1.27	-16.14		1.44	1.44	.607
301=	305 125= 1	0.0	-40.51	147.52	-555.95	-15.95	-2.81	11.75	-2.11	-9.77		1.78	1.78	.632
		7.5	-40.51	-17.56	477.85	-7.26	-1.34	11.75	-2.11	-8.43		.87	.87	.385
		14.5	-40.51	-79.02	721.00	1.70	-.05	11.75	-2.11	-12.80		.28	.28	.537
		21.7	-40.51	-19.99	175.92	10.02	1.40	11.75	-2.11	-3.12		1.24	1.24	.201
		29.0	-40.51	179.24	-1148.80	19.45	3.07	11.75	-2.11	-20.46		2.15	2.15	.803
301=	300 125= 1	0.0	-89.99	-629.05	-253.54	-12.57	1.97	.40	-4.67	-8.80		1.51	1.51	.494
		7.2	-89.91	-224.49	405.50	-4.52	2.05	.40	-4.67	-9.11		.53	.53	.504
		14.5	-89.91	17.43	524.81	2.79	2.82	.40	-4.67	-9.26		.42	.42	.509
		21.7	-89.90	251.53	11.99	8.75	2.47	.40	-4.67	-8.48		.95	.95	.351
		29.0	-89.90	442.12	-794.50	9.58	2.45	.40	-4.67	-16.27		1.01	1.01	.736
301=	401 DRL= 1	0.0	-126.56	9930.00	10.67	-16.92	-31.88	-1619.25	-1.39	-15.56		2.06	2.06	.593
		7.1	-126.65	6015.85	1108.00	-8.53	-48.80	-1619.25	-1.39	-10.49		2.30	2.30	.417
		14.2	-126.63	1900.20	1454.54	.44	-61.90	-1619.25	-1.39	-3.85		2.63	2.63	.187
		21.4	-126.60	-3945.58	1047.74	8.80	-76.36	-1619.25	-1.39	-6.39		2.95	2.95	.275
		28.5	-126.57	-10969.52	11.67	15.14	-87.39	-1619.25	-1.39	-17.16		3.21	3.21	.649
303=	300 125= 1	0.0	71.36	-363.24	-248.91	-1.20	.32	-3.02	3.71	7.76		.16	.16	.398
		7.2	71.36	-266.15	-148.28	-1.20	1.87	-3.02	3.71	5.38		.26	.26	.314
		14.5	71.36	-50.07	-39.94	-1.20	3.02	-3.02	3.71	1.13		.36	.36	.168
		21.7	71.36	237.76	84.40	-1.20	3.43	-3.02	3.71	4.34		.40	.40	.209
		29.0	71.36	527.01	109.75	-1.20	3.51	-3.02	3.71	9.76		.39	.39	.468
303=	403 DRL= 1	0.0	-28.39	10203.09	297.27	-14.53	-48.97	1452.21	-.31	-15.97		2.17	2.17	.566
		7.1	-28.36	5014.36	1227.03	-8.94	-58.15	1452.21	-.31	-9.30		2.42	2.42	.335
		14.2	-28.33	236.94	1470.35	1.21	-72.26	1452.21	-.31	-2.35		2.72	2.72	.093
		21.4	-28.30	-4511.06	1057.97	8.84	-85.14	1452.21	-.31	-10.31		3.01	3.01	.370
		28.5	-28.27	-14227.13	48.13	14.25	-94.90	1452.21	-.31	-22.20		3.24	3.24	.785

S T R A N F R A M E D E T A I L R E P O R T

LOAD CONDITION NO. 9

3-PILE ACAN STRUCTURE -- U.S. NAVY (42-IN. DIAMETER PILING) -- J.ATKINSON

MEMBER NUMBER	GROUP AND SECTN	DIST FROM END FT.	AXIAL FORCE FX KIPS	MOMENT MY IN-KIPS	MOMENT MZ IN-KIPS	SHEAR FORCE FY KIPS	SHEAR FORCE FZ KIPS	TORSION MX IN-KIPS	AXIAL STRESS	BENDING STRESS Y	BENDING STRESS Z	Y SHEAR STRESS	Z SHEAR STRESS	COMB. UNITY CHECK
									KSI					
500- 400	UKL- 1	0.0	-177.90	11406.88	-521.76	-13.42	-55.86	779.19	-1.95	-17.87		1.87	1.87	.695
		7.1	-177.87	6430.03	508.55	-9.28	-63.02	779.19	-1.95	-10.09		2.01	2.01	.425
		14.2	-177.84	443.01	979.85	-1.57	-70.40	779.19	-1.95	-1.71		2.29	2.29	.134
		21.4	-177.81	-4643.24	770.70	6.25	-69.92	779.19	-1.95	-10.46		2.59	2.59	.436
		28.5	-177.78	-14809.19	-59.80	12.46	-100.65	779.19	-1.95	-23.17		2.84	2.84	.879
401- 501	JL4- 1	0.0	-109.97	2000.26	23473.93	-70.09	23.92	1.18	-.43	-8.33		.58	.58	.304
		1.1	-110.92	2929.87	24852.15	-72.92	24.24	1.18	-.44	-8.66		.60	.60	.317
		2.3	-111.87	3263.91	25869.58	-75.73	24.56	1.18	-.44	-9.05		.63	.63	.330
		3.4	-112.82	3002.33	26525.11	-78.49	24.88	1.18	-.44	-9.44		.65	.65	.343
		4.6	-113.76	2445.12	27017.79	-81.16	25.20	1.18	-.45	-9.83		.67	.67	.357
401- 510	P1- 1	0.0	-9.74	2971.08	-9207.71	-20.89	27.62	747.32	-.04	-4.53		.49	.49	.159
		1.1	-10.48	3551.36	-8921.17	-20.89	27.74	747.32	-.05	-4.46		.49	.49	.156
		2.3	-11.21	3732.73	-8634.63	-20.89	27.86	747.32	-.05	-4.40		.49	.49	.155
		3.4	-11.95	4115.79	-8348.09	-20.89	27.99	747.32	-.05	-4.35		.49	.49	.153
		4.6	-12.69	4590.54	-8061.54	-20.89	28.11	747.32	-.06	-4.32		.49	.49	.152
403- 503	JL4- 1	0.0	-1504.39	5508.00	-9195.20	54.00	128.45	409.39	-5.92	-3.78		1.17	1.17	.337
		1.1	-1505.23	7282.45	-9942.89	55.17	130.81	409.39	-5.92	-4.34		1.19	1.19	.356
		2.3	-1506.06	9086.89	-10705.49	56.31	133.09	409.39	-5.92	-4.95		1.21	1.21	.378
		3.4	-1506.92	10925.02	-11483.42	57.42	135.33	409.39	-5.93	-5.59		1.23	1.23	.400
		4.6	-1507.77	12793.17	-12277.16	58.49	137.51	409.39	-5.93	-6.25		1.25	1.25	.423
403- 511	P1- 1	0.0	1598.18	7859.18	-8965.81	-8.28	40.96	414.79	7.22	4.91		.47	.47	.421
		1.1	1597.44	8421.87	-8852.28	-8.28	41.08	414.79	7.22	5.08		.48	.48	.427
		2.3	1596.70	8996.28	-8738.75	-8.28	41.21	414.79	7.22	5.25		.48	.48	.433
		3.4	1595.97	9582.33	-8625.22	-8.28	41.33	414.79	7.21	5.44		.48	.48	.439
		4.6	1595.23	10180.09	-8511.70	-8.28	41.45	414.79	7.21	5.63		.48	.48	.446
400- 500	JL4- 1	0.0	1644.86	-9721.05	1504.22	19.01	-54.52	.13	6.47	3.86		.89	.89	.345
		1.1	1644.02	-10549.51	1025.53	21.14	-61.70	.13	6.47	3.74		.51	.51	.354
		2.3	1643.17	-11409.67	725.66	22.84	-64.01	.13	6.46	4.03		.53	.53	.364
		3.4	1642.32	-12301.06	405.46	24.08	-66.24	.13	6.46	4.34		.55	.55	.375
		4.6	1641.46	-13222.59	66.55	25.49	-68.41	.13	6.46	4.66		.57	.57	.386
405- 512	P1- 1	0.0	-1837.86	-9184.02	-3804.02	-3.25	-18.06	374.52	-8.51	-4.65		.25	.25	.450
		1.1	-1838.62	-9430.95	-3759.45	-3.25	-17.94	374.52	-8.51	-4.75		.25	.25	.454
		2.3	-1839.35	-9676.19	-3714.87	-3.25	-17.82	374.52	-8.51	-4.85		.25	.25	.457
		3.4	-1840.09	-9919.75	-3670.29	-3.25	-17.70	374.52	-8.52	-4.95		.25	.25	.461
		4.6	-1840.83	-10161.65	-3625.71	-3.25	-17.57	374.52	-8.52	-5.05		.25	.25	.464
501- 502	105- 1	0.0	-51.46	459.87	836.05	2.54	-5.47	-190.61	-1.70	-8.54		1.14	1.14	.368
		3.8	-51.46	311.03	605.79	4.90	-3.08	-190.61	-1.70	-6.58		1.24	1.24	.299
		7.6	-51.46	179.92	391.11	7.18	-2.69	-190.61	-1.70	-3.85		1.36	1.36	.205
		11.4	-51.46	86.82	15.06	9.45	-2.29	-190.61	-1.70	-.61		1.50	1.50	.092
		15.1	-51.46	-27.83	-408.25	11.73	-1.88	-190.61	-1.70	-4.20		1.64	1.64	.217

S T R A N M E M B E R D E T A I L R E P O R T

LOAD CONDITION NO. 4

S-PILE -CRN STRUCTURE -- U.S. NAVY (42-IN. DIAMETER PILING) -- J.ATKINSON

MEMBER NUMBER	GROUP AND SECTN	DIST FROM END FT.	FORCE FX KIPS	MOMENT MY IN-KIPS	MOMENT MZ IN-KIPS	SHEAR FORCE FY KIPS	SHEAR FORCE FZ KIPS	TENSION MX IN-KIPS	AXIAL STRESS	BENDING STRESS Y	BENDING STRESS Z	Y SHEAR STRESS	Z SHEAR STRESS	COMB. UNITY CHECK
									KSI					
501= 504	105= 1	0.0	-249.40	-790.09	767.77	2.95	2.86	-144.25	-9.83	-9.99		.92	.92	.734
		3.4	-249.78	-650.79	501.33	5.66	3.25	-144.25	-9.83	-7.93		1.05	1.05	.658
		7.0	-249.77	-495.34	310.80	7.54	3.59	-144.25	-9.83	-5.23		1.20	1.20	.583
		11.4	-249.77	-324.74	-85.49	9.01	3.91	-144.25	-9.83	-3.00		1.35	1.35	.511
		15.1	-249.77	-190.02	-500.49	12.08	4.21	-144.25	-9.83	-5.35		1.49	1.49	.574
501= 601	305= 1	0.0	-304.20	4010.29	25120.74	146.27	-4.70	310.47	-2.11	-15.63		2.15	2.15	.617
		1.5	-305.42	3933.96	22446.73	144.67	-4.33	310.47	-2.11	-14.00		2.10	2.10	.560
		5.0	-306.16	3655.41	14435.70	141.57	-3.96	310.47	-2.12	-12.42		2.06	2.06	.505
		8.6	-307.14	3284.58	17279.55	138.42	-3.59	310.47	-2.13	-10.87		2.01	2.01	.452
		9.1	-308.09	3121.34	16702.13	135.36	-3.23	310.47	-2.13	-9.37		1.97	1.97	.400
501= 652	210= 1	0.0	284.72	1014.01	-1014.82	-13.38	-9.51	-264.34	6.39	6.82		1.35	1.35	.459
		5.1	283.85	511.35	-512.82	-9.76	-7.27	-264.34	6.39	2.85		1.17	1.17	.321
		10.1	283.50	129.40	100.10	-6.48	-5.52	-264.34	6.38	1.05		1.00	1.00	.253
		15.2	283.50	-138.01	478.15	-3.57	-3.50	-264.34	6.38	2.37		.84	.84	.304
		20.2	283.50	-247.90	594.78	-.50	-1.78	-264.34	6.38	3.10		.71	.71	.331
502= 503	105= 1	0.0	-32.90	0.93	-232.81	-4.84	-3.14	43.53	-1.09	-2.08		.57	.57	.118
		3.8	-32.90	-120.08	-73.48	-2.57	-2.71	43.53	-1.09	-1.51		.43	.43	.091
		7.5	-32.90	-239.84	-17.02	-.13	-2.28	43.53	-1.09	-2.15		.35	.35	.120
		11.4	-32.90	-333.74	-61.34	2.07	-1.86	43.53	-1.09	-3.04		.38	.38	.151
		15.1	-32.90	-400.39	-205.35	4.26	-1.43	43.53	-1.09	-4.09		.49	.49	.187
502= 504	125= 1	0.0	4.62	-48.51	-83.65	-.76	.70	54.24	.39	4.32		1.08	1.08	.165
		3.8	4.62	-83.20	-49.07	-.76	.95	54.24	.39	2.68		1.10	1.10	.106
		7.5	4.62	-21.35	-14.49	-.76	.99	54.24	.39	.66		1.12	1.12	.043
		11.4	4.62	20.39	20.09	-.76	1.11	54.24	.39	1.11		1.13	1.13	.052
		15.2	4.62	79.53	54.67	-.76	1.21	54.24	.39	3.23		1.15	1.15	.126
502= 505	125= 1	0.0	-25.10	-124.02	-151.99	-3.50	.56	-20.97	-2.11	-6.56		1.08	1.08	.310
		3.8	-25.10	-94.10	-27.64	-1.97	.75	-20.97	-2.11	-3.26		.84	.84	.196
		7.5	-25.09	-57.41	27.30	-.45	.88	-20.97	-2.11	-2.13		.65	.65	.156
		11.4	-25.08	-13.77	12.83	1.08	1.04	-20.97	-2.11	-.63		.74	.74	.104
		15.2	-25.08	36.76	-71.06	2.81	1.19	-20.97	-2.11	-2.68		.97	.97	.175
503= 505	105= 1	0.0	199.55	-629.66	118.54	1.54	5.28	-12.38	6.50	7.90		.29	.29	.487
		3.8	199.55	-671.79	48.66	1.54	5.69	-12.38	6.50	6.03		.32	.32	.435
		7.5	199.55	-494.48	-21.25	1.54	4.12	-12.38	6.50	4.43		.35	.35	.340
		11.4	199.55	-297.80	-91.11	1.54	4.54	-12.38	6.50	2.79		.37	.37	.323
		15.1	199.55	-82.80	-160.99	1.54	4.93	-12.38	6.50	1.62		.40	.40	.282
503= 603	305= 1	0.0	-1150.82	10850.01	-11261.50	-74.50	-64.56	436.23	-8.02	-9.60		1.50	1.50	.612
		1.5	-1159.56	9682.91	-9914.72	-73.12	-61.83	436.23	-8.02	-8.52		1.46	1.46	.574
		5.0	-1161.54	8579.09	-8542.94	-71.78	-59.17	436.23	-8.03	-7.46		1.42	1.42	.538
		8.6	-1161.50	7522.92	-7244.97	-70.51	-56.61	436.23	-8.04	-6.48		1.39	1.39	.503
		9.1	-1162.27	6512.09	-6019.83	-69.28	-54.14	436.23	-8.04	-5.45		1.35	1.35	.469

SIMAN MEMBER DETAIL REPORT

LOAD CONDITION NO. 9

3-PILE ACMR STRUCTURE -- U.S. NAVY (42-IN. DIAMETER PILING) -- J.ATKINSON

MEMBER NUMBER	GROUP AND SECTN	DIST FROM END PT.	FORCE FX KIPS	MOMENT MY IN-KIPS	MOMENT MZ IN-KIPS	SHEAR FORCE FY KIPS	SHEAR FORCE FZ KIPS	TORSION MX IN-KIPS	AXIAL STRESS	BENDING STRESS Y	BENDING STRESS Z	Y SHEAR STRESS	Z SHEAR STRESS	COMB. UNITY CHECK
									KSI					
503- 655 210- 1		0.0	-505.20	-1573.80	-269.54	-1.53	10.75	15.95	-12.90	-7.59		.52	.52	.719
		5.1	-505.24	-973.20	-182.95	-1.29	9.05	15.95	-12.90	-4.71		.44	.44	.630
		10.1	-505.28	-474.75	-111.57	-1.06	7.38	15.95	-12.90	-2.32		.37	.37	.555
		15.2	-505.31	-75.28	-54.61	-.82	5.70	15.95	-12.90	-.44		.30	.30	.497
		20.2	-505.34	220.58	-11.20	-.61	4.24	15.95	-12.91	-1.09		.23	.23	.517
504- 505 105- 1		0.0	19.35	99.65	-68.71	-2.91	-.65	-11.92	1.65	4.46		.70	.70	.211
		3.8	19.35	73.07	10.19	-1.43	-.55	-11.92	1.65	2.47		.46	.46	.182
		7.5	19.35	51.49	41.28	.07	-.42	-11.92	1.65	2.21		.27	.27	.133
		11.4	19.35	35.08	3.61	1.58	-.30	-11.92	1.65	1.18		.47	.47	.097
		15.2	19.35	24.62	-102.94	3.10	-.18	-11.92	1.65	3.55		.72	.72	.179
504- 506 105- 1		0.0	-307.32	-186.72	-437.51	-7.45	6.05	45.69	-10.18	-4.26		.83	.83	.557
		3.8	-307.32	94.65	-151.30	-5.16	6.35	45.69	-10.18	-1.60		.74	.74	.474
		7.5	-307.33	387.95	31.90	-2.91	6.57	45.69	-10.18	-3.49		.67	.67	.544
		11.4	-307.32	692.15	115.72	-.69	6.80	45.69	-10.18	-6.28		.65	.65	.640
		15.2	-307.32	1005.65	99.50	1.49	6.99	45.69	-10.18	-9.05		.67	.67	.736
505- 506 105- 1		0.0	169.20	-111.65	-334.99	-5.57	5.98	-75.48	5.60	3.16		.79	.79	.304
		3.8	169.20	166.58	-172.89	-5.57	6.30	-75.48	5.60	2.15		.81	.81	.259
		7.5	169.20	460.59	-10.76	-5.57	6.62	-75.48	5.60	4.12		.83	.83	.330
		11.4	169.20	760.05	151.52	-5.57	6.90	-75.48	5.60	7.01		.84	.84	.433
		15.2	169.20	1066.69	313.43	-5.57	7.10	-75.48	5.60	10.13		.86	.86	.540
506- 606 JL5- 1		0.0	1347.31	-9731.65	139.32	-15.52	56.46	536.85	9.67	5.98		.95	.98	.544
		1.5	1346.55	-8725.80	406.02	-13.72	55.69	536.85	9.65	5.37		.93	.93	.522
		3.0	1345.58	-7771.48	640.45	-11.93	51.00	536.85	9.66	4.74		.89	.89	.502
		4.6	1344.42	-6864.48	843.76	-10.31	48.42	536.85	9.65	4.25		.85	.85	.483
		6.1	1343.46	-6003.72	1017.00	-8.69	45.92	536.85	9.64	3.74		.81	.81	.465
505- 654 210- 1		0.0	422.54	1240.24	1592.93	10.80	-8.53	136.71	9.52	9.62		1.16	1.16	.658
		5.1	422.60	774.51	807.96	13.95	-7.08	136.71	9.52	4.92		.98	.98	.495
		10.1	422.65	309.79	5.67	9.51	-5.65	136.71	9.52	1.85		.82	.82	.348
		15.2	422.57	90.57	-470.48	6.15	-4.21	136.71	9.52	2.28		.66	.66	.403
		20.2	422.51	-123.05	-745.69	2.99	-2.65	136.71	9.52	3.60		.51	.51	.448
510- 710 M1- 1		0.0	-12.67	4549.67	-8032.59	-21.05	-16.86	1309.19	-.08	-4.32		.55	.55	.152
		6.3	-15.76	3293.00	-8431.67	-21.06	-16.18	1309.19	-.08	-3.38		.55	.55	.120
		12.7	-20.85	2089.65	-4830.75	-21.06	-15.50	1309.19	-.09	-2.46		.54	.54	.089
		19.0	-24.93	937.21	-3229.65	-21.06	-14.82	1309.19	-.11	-1.57		.54	.54	.059
		25.3	-29.02	-165.42	-1628.91	-21.06	-14.14	1309.19	-.13	-.77		.54	.54	.031
511- 711 M1- 1		0.0	1545.32	10079.77	-6574.55	-6.35	-51.91	512.25	7.21	5.63		.59	.59	.446
		6.3	1541.24	8159.08	-8091.51	-6.35	-51.22	512.25	7.19	4.05		.59	.59	.390
		12.7	1537.15	2290.18	-5608.67	-6.35	-50.54	512.25	7.17	2.83		.58	.58	.348
		19.0	1533.06	-1520.93	-5125.83	-6.35	-49.86	512.25	7.15	2.50		.57	.57	.335
		25.3	1528.98	-5292.24	-4642.99	-6.35	-49.18	512.25	7.14	3.29		.57	.57	.362

STRAIN MEMBER DETAIL REPORT

LOAD CONDITION NO. 4

3-PILE ACOE STRUCTURE -- U.S. NAVY (42-IN. DIAMETER PILING) -- J.ATKINSON

MEMBER NUMBER	GROUP AND SECT#	DIST FROM END FT.	/----SHEAR FORCE----/ FA KIPS	MOMENT MY IN-KIPS	MOMENT MZ IN-KIPS	/----SHEAR FORCE----/ FY KIPS	FZ KIPS	TORSION MX IN-KIPS	AXIAL STRESS	BENDING STRESS Y	Z	Y SHEAR STRESS	Z SHEAR STRESS	COMB. UNITY CHECK
									/----------KSI----------/					
512= 712	P1= 1	0.0	-1440.91	-10161.03	-3825.57	-3.25	49.37	650.77	-8.32	-5.05		.60	.60	.464
		6.3	-1445.00	-8381.49	-3578.45	-3.25	50.05	650.77	-8.34	-3.38		.61	.61	.407
		12.7	-1449.09	-2550.52	-3131.33	-3.25	50.73	650.77	-8.36	-1.89		.61	.61	.362
		19.0	-1453.18	1332.00	-2684.20	-3.25	51.41	650.77	-8.37	-1.49		.62	.62	.351
		25.3	-1457.27	5267.90	-2237.08	-3.25	52.10	650.77	-8.39	-2.76		.62	.62	.390
601= 631	JL5= 1	0.0	-320.09	3487.07	14310.35	113.03	-12.44	1078.95	-2.21	-9.05		1.92	1.92	.392
		1.5	-321.00	3265.72	12200.14	110.87	-12.10	1078.95	-2.22	-7.80		1.87	1.87	.349
		3.0	-322.02	3046.18	10203.31	107.98	-11.76	1078.95	-2.23	-6.58		1.83	1.83	.307
		4.6	-322.98	2834.08	8318.27	105.20	-11.42	1078.95	-2.23	-5.40		1.80	1.80	.266
		6.1	-323.94	2629.35	6423.06	102.51	-11.09	1078.95	-2.24	-4.26		1.76	1.76	.227
633= 653	JL5= 1	0.0	-1169.51	8354.78	-5455.60	-53.76	-55.33	168.87	-8.09	-5.31		1.12	1.12	.465
		1.5	-1171.47	5557.08	-4985.58	-52.57	-52.93	168.87	-8.10	-4.46		1.08	1.08	.436
		3.0	-1171.43	4822.80	-3936.93	-51.40	-50.59	168.87	-8.11	-3.64		1.05	1.05	.408
		4.6	-1172.39	3520.00	-3009.28	-50.27	-48.34	168.87	-8.11	-2.85		1.02	1.02	.381
		6.1	-1173.35	2257.82	-2101.54	-49.20	-46.16	168.87	-8.12	-2.08		.99	.99	.354
636= 656	JL5= 1	0.0	1345.46	-8303.72	1017.01	-8.69	45.92	530.05	9.64	3.74		.81	.81	.465
		1.5	1342.50	-5187.90	1101.05	-7.11	43.50	530.05	9.64	3.27		.77	.77	.448
		3.0	1341.54	-4415.71	1279.59	-5.56	41.14	530.05	9.63	2.82		.74	.74	.433
		4.6	1340.57	-3685.78	1564.40	-4.07	38.87	530.05	9.62	2.42		.71	.71	.410
		6.1	1339.62	-2996.55	1425.45	-2.65	36.68	530.05	9.62	2.04		.67	.67	.405
631= 651	JL5= 1	0.0	-321.01	2681.94	6411.49	102.19	-12.05	1067.77	-2.24	-4.27		1.75	1.75	.227
		1.5	-323.94	2445.55	4582.87	98.28	-11.70	1067.77	-2.24	-3.19		1.70	1.70	.189
		3.0	-323.87	2235.00	2824.80	94.45	-11.36	1067.77	-2.24	-2.21		1.64	1.64	.155
		4.6	-323.79	2050.82	1135.43	90.75	-11.02	1067.77	-2.24	-1.43		1.59	1.59	.128
		6.1	-323.73	1932.08	-487.28	87.14	-10.70	1067.77	-2.24	-1.17		1.54	1.54	.119
656= 703	210= 1	0.0	269.50	-297.87	544.74	-.46	-1.73	-264.41	6.38	3.16		.71	.71	.331
		5.5	269.43	-355.34	479.62	3.90	.62	-264.41	6.38	2.78		.80	.80	.318
		11.0	269.36	-219.70	87.24	7.98	2.81	-264.41	6.38	1.12		1.00	1.00	.261
		16.4	269.30	52.58	-562.82	11.73	4.84	-264.41	6.38	2.68		1.19	1.19	.315
		21.9	269.23	414.47	-1450.20	15.21	6.74	-264.41	6.38	7.17		1.36	1.36	.470
633= 653	JL6= 1	0.0	-1173.32	2000.03	-2088.24	-48.00	-48.05	174.00	-8.12	-2.08		.99	.99	.354
		1.5	-1173.25	1818.95	-1225.43	-46.58	-45.20	174.00	-8.12	-1.35		.95	.95	.329
		3.0	-1173.18	1015.95	-388.08	-45.21	-42.55	174.00	-8.12	-.67		.91	.91	.305
		4.6	-1173.10	265.38	424.65	-43.89	-39.95	174.00	-8.12	-.31		.87	.87	.293
		6.1	-1173.02	-442.45	1213.62	-42.60	-37.45	174.00	-8.12	-.79		.84	.84	.309
636= 701	210= 1	0.0	422.51	-122.98	-746.75	2.90	-2.97	138.44	9.32	3.60		.51	.51	.448
		5.5	422.47	-256.11	-779.89	-1.04	-1.09	138.44	9.31	3.90		.42	.42	.459
		11.0	422.43	-267.35	-509.72	-6.33	.75	138.44	9.31	2.74		.61	.61	.418
		16.5	422.37	-160.25	47.79	-10.57	2.49	138.44	9.31	.79		.81	.81	.351
		21.9	422.30	50.08	875.63	-14.56	4.15	138.44	9.31	4.17		1.00	1.00	.468

STRAN MEMBER DETAIL REPORT

DATE 08/30/76

LOAD CONDITION NO. 9

S-PILE ACMR STRUCTURE -- U.S. NAVY (42-IN. DIAMETER PILING) -- J.ATKINSON

MEMBER NUMBER	GROUP AND SECTN	DIST FROM END FT.	FORCE FA KIPS	MOMENT MY IN-KIPS	MOMENT MZ IN-KIPS	SHEAR FORCE FY KIPS	SHEAR FORCE FZ KIPS	TORSION MX IN-KIPS	AXIAL STRESS	BENDING STRESS Y	BENDING STRESS Z	Y SHEAR STRESS	Z SHEAR STRESS	COMB. UNITY CHECK
									KSI					
635= 700 210= 1		0.0	-585.34	226.59	-11.25	-.78	4.18	15.89	-12.91	-1.09		.23	.23	.521
		5.5	-585.38	415.74	29.26	-.45	1.54	15.89	-12.91	-1.98		.11	.11	.550
		11.0	-585.43	434.74	49.05	-.15	-.94	15.89	-12.91	-2.08		.08	.08	.553
		16.4	-585.45	244.96	50.15	.12	-5.26	15.89	-12.91	-1.42		.18	.18	.532
		21.9	-585.49	5.92	34.25	.57	-9.48	15.89	-12.91	-.17		.28	.28	.492
636= 656 JL6= 1		0.0	1369.62	-2496.53	1425.45	-2.63	56.48	536.85	9.62	2.04		.67	.67	.405
		1.5	1369.68	-2350.26	1452.79	-.38	53.07	536.85	9.62	1.70		.62	.62	.393
		3.0	1369.76	-1789.04	1439.44	1.83	49.54	536.85	9.62	1.41		.57	.57	.383
		4.6	1369.84	-1281.20	1365.59	3.97	46.13	536.85	9.62	1.16		.53	.53	.374
		6.1	1369.91	-854.89	1274.45	6.05	42.80	536.85	9.62	.95		.49	.49	.367
651= 701 JL6= 1		0.0	-336.45	1802.11	265.43	40.02	-42.75	2063.45	-2.33	-1.12		1.27	1.27	.121
		1.8	-336.56	1521.19	-544.81	35.94	-42.42	2063.45	-2.33	-.86		1.22	1.22	.112
		3.5	-336.27	847.20	-1267.84	32.00	-42.10	2063.45	-2.33	-.94		1.17	1.17	.114
		5.3	-336.18	379.94	-1908.34	28.19	-41.79	2063.45	-2.33	-1.20		1.13	1.13	.123
		7.1	-336.09	-80.80	-2469.00	24.50	-41.49	2063.45	-2.33	-1.52		1.08	1.08	.134
653= 703 JL6= 1		0.0	-1224.00	-272.65	1198.60	-14.27	-24.69	-50.54	-8.48	-.76		.41	.41	.321
		1.8	-1224.91	-760.91	1406.60	-12.80	-21.86	-50.54	-8.48	-1.03		.37	.37	.330
		3.5	-1224.82	-1204.53	1744.00	-11.39	-19.18	-50.54	-8.48	-1.30		.33	.33	.340
		5.3	-1224.72	-1544.61	1972.15	-10.05	-16.56	-50.54	-8.47	-1.55		.29	.29	.348
		7.1	-1224.64	-1910.32	2172.27	-8.76	-14.05	-50.54	-8.47	-1.78		.25	.25	.356
656= 700 JL6= 1		0.0	1369.92	-854.89	1294.58	6.05	42.16	537.45	9.62	.95		.46	.46	.367
		1.6	1370.00	-403.39	1140.51	8.40	18.40	537.45	9.62	.74		.45	.45	.360
		3.5	1370.09	-50.65	937.20	10.88	14.76	537.45	9.62	.56		.42	.42	.354
		5.3	1370.18	225.92	686.11	12.89	11.24	537.45	9.62	.44		.40	.40	.350
		7.1	1370.27	428.87	368.88	15.02	7.84	537.45	9.62	.36		.40	.40	.346
701= 702 13/= 1		0.0	52.45	76.91	74.94	-2.54	-.73	-9.83	3.61	2.45		.47	.47	.211
		4.7	52.65	59.14	158.51	-.45	-.62	-9.83	3.61	3.75		.22	.22	.255
		9.4	52.65	7.44	125.31	1.68	-.51	-9.83	3.61	2.82		.35	.35	.223
		14.1	52.65	-18.20	-30.55	3.79	-.40	-9.83	3.61	.81		.63	.63	.158
		18.8	52.65	-37.78	-303.04	5.90	-.29	-9.83	3.61	6.97		.92	.92	.367
701= 704 13/= 1		0.0	-43.89	8.71	75.13	-2.56	-.34	-8.47	-3.01	-1.68		.45	.45	.208
		4.7	-43.87	-7.17	157.95	-.46	-.23	-8.47	-3.01	-3.61		.17	.17	.275
		9.4	-43.87	-17.89	125.43	1.61	-.16	-8.47	-3.01	-2.89		.32	.32	.250
		14.1	-43.87	-25.05	-23.01	3.67	-.10	-8.47	-3.01	-.78		.60	.60	.176
		18.8	-43.87	-20.80	-287.29	5.72	-.04	-8.47	-3.01	-6.59		.88	.88	.378
701= 801 JL/= 1		0.0	109.50	-337.20	-2400.51	16.84	.84	577.60	1.55	3.16		.84	.84	.163
		8.6	113.41	-215.54	-3379.66	1.32	1.49	577.60	1.60	4.31		.42	.42	.205
		17.2	117.52	-37.13	-2800.07	-12.65	1.92	577.60	1.66	3.56		.72	.72	.181
		25.9	121.61	175.07	-902.00	-24.19	2.16	577.60	1.72	1.17		1.05	1.05	.100
		34.5	125.74	401.91	2152.21	-34.70	2.16	577.60	1.78	2.78		1.35	1.35	.158

STRAND MEMBER DETAIL REPORT

LOAD CONDITION NO. 4

3-PILE ACSR STRUCTURE -- U.S. NAVY (42-IN. DIAMETER PILING) -- J.ATKINSON

MEMBER NUMBER	GROUP AND SECTN	DIST FROM E'D FT.	FORCE FX KIPS	MOMENT MY IN-KIPS	MOMENT MZ IN-KIPS	SHEAR FORCE FY KIPS	SHEAR FORCE FZ KIPS	TORSION MX IN-KIPS	AXIAL STRESS	BENDING STRESS Y	BENDING STRESS Z	Y SHEAR STRESS KSI	Z SHEAR STRESS KSI	COMB. UNITY CHECK
701	606 200 1	0.0	-294.53	-477.14	-952.66	-15.73	5.10	29.47	-7.74	-5.96		.85	.85	.596
		13.6	-294.26	152.07	597.42	-5.45	2.41	29.47	-7.73	-3.42		.40	.40	.499
		27.2	-294.23	525.95	805.70	1.76	-.02	29.47	-7.73	-5.28		.18	.18	.569
		40.8	-294.13	140.15	71.89	8.84	-2.19	29.47	-7.73	-.88		.52	.52	.402
		54.4	-294.04	-342.63	-1695.90	13.53	-4.21	29.47	-7.73	-9.73		.83	.83	.739
702	703 137 1	0.0	62.41	-51.93	-166.73	-4.37	-.08	5.52	4.28	3.87		.66	.66	.283
		4.7	62.41	-33.18	-20.07	-2.26	.03	5.52	4.28	.88		.37	.37	.179
		9.4	62.41	-20.32	89.00	-.19	.14	5.52	4.28	2.13		.10	.10	.223
		14.1	62.41	-17.41	41.82	1.87	.25	5.52	4.28	1.03		.32	.32	.185
		18.8	62.41	-.95	-121.40	3.93	.36	5.52	4.28	2.77		.60	.60	.245
702	704 127 1	0.0	-.51	-5.05	4.30	.02	-.08	5.45	-.04	-.22		.11	.11	.010
		4.7	-.51	-3.95	3.20	.02	.01	5.45	-.04	-.26		.10	.10	.011
		9.4	-.51	-3.57	2.20	.02	.11	5.45	-.04	-.14		.11	.11	.007
		14.1	-.51	4.96	1.11	.02	.19	5.45	-.04	-.17		.12	.12	.008
		18.8	-.51	17.05	.03	.02	.24	5.45	-.04	-.57		.13	.13	.022
702	705 127 1	0.0	-13.54	-8.97	-140.66	-3.77	-.14	-.97	-1.14	-4.71		.65	.65	.210
		4.7	-13.51	-14.07	19.98	-1.94	-.04	-.97	-1.13	-.82		.34	.34	.075
		9.4	-13.50	-13.69	78.69	-.15	.05	-.97	-1.13	-2.67		.04	.04	.139
		14.1	-13.50	-8.45	56.84	1.64	.14	-.97	-1.13	-1.26		.29	.29	.090
		18.8	-13.50	2.30	-105.46	3.42	.24	-.97	-1.13	-3.53		.59	.59	.169
703	705 137 1	0.0	-7.75	-17.97	-99.62	-.96	-.24	-2.41	-.53	-2.31		.16	.16	.107
		4.7	-7.75	-20.52	-45.50	-.96	-.13	-2.41	-.53	-1.23		.16	.16	.069
		9.4	-7.75	-32.99	8.61	-.96	-.03	-2.41	-.53	-.78		.16	.16	.053
		14.1	-7.75	-31.40	62.72	-.96	.08	-2.41	-.53	-1.60		.16	.16	.082
		18.8	-7.75	-25.74	116.83	-.96	.19	-2.41	-.53	-2.72		.16	.16	.121
703	801 200 1	0.0	-202.20	-514.40	1614.20	10.30	3.79	24.34	-6.89	-9.48		.95	.95	.679
		13.6	-202.12	-52.97	-346.70	7.88	2.12	24.34	-6.89	-1.95		.50	.50	.400
		27.2	-202.03	185.53	-1000.90	.26	.58	24.34	-6.89	-5.70		.10	.10	.558
		40.8	-201.95	150.89	-479.82	-6.54	-.93	24.34	-6.89	-2.81		.42	.42	.431
		54.4	-201.85	-114.42	1094.85	-12.64	-2.40	24.34	-6.88	-6.16		.74	.74	.555
703	803 JL 1	0.0	-819.89	-2099.36	1569.87	-5.67	-10.67	745.41	-12.45	-3.35		.82	.82	.565
		8.5	-815.58	-2069.01	1808.29	-.21	-.67	745.41	-12.39	-4.16		.49	.49	.548
		17.2	-811.47	-2691.27	1658.49	4.50	7.76	745.41	-12.33	-3.60		.73	.73	.566
		25.9	-807.36	-1108.10	977.53	8.57	14.92	745.41	-12.27	-1.88		.96	.96	.513
		34.5	-803.24	755.16	-45.92	12.11	20.96	745.41	-12.21	-.97		1.16	1.16	.493
704	705 127 1	0.0	13.82	10.74	-148.18	-3.76	-.15	-4.75	1.16	4.97		.71	.71	.213
		4.7	13.82	3.88	13.99	-2.00	-.10	-4.75	1.16	.49		.42	.42	.057
		9.4	13.82	-.54	76.14	-.21	-.05	-4.75	1.16	2.55		.12	.12	.129
		14.1	13.82	-1.61	58.11	1.57	.01	-4.75	1.16	1.28		.34	.34	.085
		18.8	13.82	1.09	-100.41	3.57	.10	-4.75	1.16	3.36		.65	.65	.157

LOAD CONDITION NO. 9

3-PILE ACMR STRUCTURE -- U.S. NAVY (42-IN. DIAMETER PILING) -- J.ATKINSON

MEMBER NUMBER	GROUP AND SECTN	DIST FROM END FT.	FORCE FX KIPS	MOMENT MY IN-KIPS	MOMENT MZ IN-KIPS	SHEAR FORCE FY KIPS	SHEAR FORCE FZ KIPS	TORSION MX IN-KIPS	AXIAL STRESS	BENDING STRESS Y	BENDING STRESS Z	Y SHEAR STRESS	Z SHEAR STRESS	COMB. UNITY CHECK
									KSI					
704- 706	137- 1	0.0	-54.27	-26.26	-159.06	-3.92	.35	20.70	-3.72	-3.25		.78	.78	.284
		4.7	-54.27	-5.53	24.30	-1.90	.38	20.70	-3.72	-.57		.50	.50	.202
		9.4	-54.25	10.27	75.06	.09	.39	20.70	-3.72	-1.75		.29	.29	.239
		14.1	-54.26	38.65	14.85	2.05	.41	20.70	-3.72	-.95		.52	.52	.217
		18.8	-54.26	61.95	-155.12	3.98	.40	20.70	-3.72	-3.41		.78	.78	.303
705- 706	137- 1	0.0	-27.28	-26.10	-89.05	-.00	.53	-3.46	-1.87	-2.13		.15	.15	.167
		4.7	-27.28	3.99	-52.12	-.00	.01	-3.46	-1.87	-1.19		.16	.16	.134
		9.4	-27.28	39.75	-15.19	-.00	.00	-3.46	-1.87	-.97		.17	.17	.127
		14.1	-27.28	77.02	21.74	-.00	.00	-3.46	-1.87	-1.84		.17	.17	.157
		18.8	-27.28	116.04	59.00	-.00	.00	-3.46	-1.87	-2.97		.17	.17	.196
705- 803	200- 1	0.0	526.91	1480.05	-150.07	-1.28	-13.28	25.81	13.65	8.53		.77	.77	.770
		13.6	527.01	-146.52	2.00	-.00	-0.69	25.81	13.85	.82		.43	.43	.510
		27.2	527.11	-734.46	48.96	.01	-.62	25.81	13.66	4.12		.10	.10	.624
		40.8	527.18	-388.92	4.84	.52	4.69	25.81	13.86	2.18		.32	.32	.557
		54.4	527.24	746.25	-118.81	.97	9.08	25.81	13.86	4.23		.55	.55	.628
706- 806	JL7- 1	0.0	684.71	1838.85	1225.45	-8.92	17.61	274.98	9.74	2.81		.73	.73	.439
		6.5	692.81	2872.52	1673.08	.01	2.70	274.98	9.80	4.25		.25	.25	.487
		17.2	696.92	2454.48	1256.02	7.86	-10.54	274.98	9.86	3.51		.55	.55	.464
		25.9	701.05	736.80	76.78	14.84	-22.46	274.98	9.92	.94		.94	.94	.377
		34.5	705.14	-2148.80	-1783.93	21.98	-33.22	274.98	9.98	3.55		1.29	1.29	.470
710- 810	P2- 1	0.0	-29.03	-184.81	-1628.16	-21.06	2.23	1544.69	-.12	-.68		.49	.49	.028
		8.6	-35.55	120.15	549.11	-21.06	3.28	1544.69	-.14	-.25		.49	.49	.013
		17.2	-41.66	513.75	2726.58	-21.06	4.33	1544.69	-.17	-1.16		.49	.49	.046
		25.9	-47.98	1016.05	4903.65	-21.06	5.38	1544.69	-.19	-2.09		.49	.49	.080
		34.5	-54.30	1627.04	7080.92	-21.06	6.43	1544.69	-.22	-3.05		.50	.50	.113
711- 811	P2- 1	0.0	1578.93	-5287.87	-4646.49	-0.02	-.05	1921.07	0.28	2.93		.45	.45	.320
		8.6	1572.61	-5259.04	-3961.71	-0.02	1.00	1921.07	0.26	2.74		.45	.45	.312
		17.2	1566.29	-5081.53	-3276.92	-0.02	2.05	1921.07	0.23	2.52		.46	.46	.304
		25.9	1559.96	-4815.33	-2592.13	-0.02	3.10	1921.07	0.21	2.28		.46	.46	.295
		34.5	1553.66	-4440.45	-1907.35	-0.02	4.15	1921.07	0.18	2.01		.46	.46	.285
712- 812	P2- 1	0.0	-1957.20	5267.90	-2655.84	-3.25	-5.95	996.61	-7.59	-2.45		.26	.26	.352
		8.6	-1963.51	4706.75	-2300.58	-3.25	-4.90	996.61	-7.61	-2.18		.25	.25	.345
		17.2	-1969.83	4258.45	-1964.47	-3.25	-3.85	996.61	-7.64	-1.95		.25	.25	.339
		25.9	-1976.14	3911.06	-1628.38	-3.25	-2.79	996.61	-7.66	-1.77		.24	.24	.334
		34.5	-1982.46	3670.58	-1292.30	-3.25	-1.74	996.61	-7.69	-1.62		.24	.24	.331
801- 802	100- 1	0.0	131.49	142.61	435.52	-.73	-.81	-16.02	5.40	5.01		.19	.19	.361
		5.9	131.49	88.10	410.54	1.25	-.73	-16.02	5.40	4.65		.22	.22	.349
		11.8	131.49	39.54	258.77	3.20	-.64	-16.02	5.40	2.86		.37	.37	.287
		17.7	131.49	-1.06	-37.41	5.15	-.50	-16.02	5.40	.41		.52	.52	.202
		23.7	131.49	-31.65	-472.05	7.10	-.36	-16.02	5.40	5.17		.68	.68	.367

S T A R M E M B E R D E T A I L R E P O R T

LOAD CONDITION NO. 4

S-PILE ACAP STRUCTURE -- U.S. NAVY (42-IN. DIAMETER PILING) -- J.ATKINSON

MEMBER NUMBER	GROUP AND SECTN	DIST FROM END FT.	FORCE FX KIPS	MOMENT MY IN-KIPS	MOMENT MZ IN-KIPS	SHEAR FY KIPS	SHEAR FZ KIPS	TORSION MX IN-KIPS	AXIAL STRESS	BENDING STRESS Y	BENDING STRESS Z	Y SHEAR STRESS	Z SHEAR STRESS	COMB. UNITY CHECK
										KSI				
801- 804	180- 1	0.0	41.54	-59.11	424.36	-1.07	-.04	-20.63	1.71	4.72		.20	.20	.223
		5.4	41.56	-72.05	431.80	.92	-.01	-20.63	1.71	4.79		.19	.19	.226
		11.4	41.57	-70.31	296.24	2.90	.07	-20.63	1.71	3.33		.35	.35	.175
		17.7	41.55	-62.10	19.65	4.89	.16	-20.63	1.71	.71		.51	.51	.064
		23.7	41.55	-48.01	-397.41	6.85	.24	-20.63	1.71	4.38		.68	.68	.211
801-1001	JL3- 1	0.0	-21.18	594.55	1497.89	21.09	-.85	360.04	-.50	-2.53		.85	.85	.099
		5.4	-17.08	500.57	157.25	12.11	-.99	360.04	-.24	-.67		.58	.58	.032
		17.2	-13.00	386.01	-634.64	3.34	-1.26	360.04	-.18	-.94		.33	.33	.040
		23.7	-8.87	234.44	-554.87	-4.07	-1.73	360.04	-.13	-.77		.37	.37	.031
		34.5	-4.79	13.91	200.50	-9.06	-2.51	360.04	-.07	-.26		.50	.50	.011
801-1002	180- 1	0.0	173.01	264.86	-373.90	-5.90	-3.58	-46.51	7.11	5.01		.82	.82	.421
		10.4	173.06	-58.12	104.94	-2.82	-1.61	-46.51	7.11	1.90		.52	.52	.313
		23.8	173.11	-145.81	340.65	-.04	.14	-46.51	7.11	4.05		.27	.27	.388
		31.1	173.17	-28.04	105.91	2.46	1.72	-46.51	7.11	2.05		.50	.50	.318
		41.5	173.24	244.87	-213.47	5.83	2.45	-46.51	7.12	3.55		.61	.61	.370
801-1004	180- 1	0.0	-198.99	-316.84	-324.07	-5.69	3.50	-49.10	-8.17	-4.95		.82	.82	.567
		10.4	-198.96	15.76	190.16	-2.82	1.76	-49.10	-8.17	-2.08		.53	.53	.458
		23.8	-198.91	128.86	341.53	.15	.11	-49.10	-8.17	-3.99		.28	.28	.530
		31.1	-198.86	45.81	101.58	2.69	-1.40	-49.10	-8.17	-1.83		.52	.52	.449
		41.5	-198.85	-154.46	-271.46	5.94	-2.20	-49.10	-8.17	-3.62		.64	.64	.516
802- 803	180- 1	0.0	140.19	-29.08	-298.27	-4.46	-.44	38.75	5.76	3.28		.58	.56	.314
		5.9	140.19	-55.58	-51.24	-2.51	-.30	38.75	5.76	.83		.42	.42	.229
		11.8	140.19	-72.03	58.67	-.80	-.16	38.75	5.76	1.02		.26	.26	.235
		17.7	140.19	-78.41	54.18	1.29	-.02	38.75	5.76	.93		.32	.32	.232
		23.7	140.19	-74.72	-124.12	3.16	.12	38.75	5.76	1.58		.47	.47	.255
802- 804	140- 1	0.0	-1.45	-26.15	-29.57	-.26	.10	12.08	-.12	-1.36		.26	.26	.053
		5.9	-1.45	-14.08	-10.76	-.26	.16	12.08	-.12	-.73		.26	.26	.031
		11.8	-1.45	-5.78	7.80	-.26	.22	12.08	-.12	-.33		.27	.27	.017
		17.7	-1.45	11.69	26.46	-.26	.28	12.08	-.12	-.97		.28	.28	.039
		23.7	-1.45	33.57	45.10	-.26	.35	12.08	-.12	-1.86		.28	.28	.070
802- 805	140- 1	0.0	-13.40	-25.41	-144.41	-2.88	-.01	-8.11	-1.15	-4.90		.62	.62	.219
		5.9	-13.45	-24.28	11.27	-1.50	.05	-8.11	-1.15	-.90		.39	.39	.080
		11.8	-13.45	-18.95	69.04	-.12	.10	-8.11	-1.15	-2.34		.16	.16	.132
		17.7	-13.47	-9.44	29.00	1.25	.16	-8.11	-1.15	-1.02		.35	.35	.085
		23.7	-13.50	4.27	-108.86	2.63	.22	-8.11	-1.13	-3.64		.58	.58	.176
803- 805	180- 1	0.0	-149.45	-247.27	-106.62	-1.09	.49	6.66	-6.14	-2.94		.13	.13	.414
		5.9	-149.45	-207.55	-29.04	-1.09	.83	6.66	-6.14	-2.29		.14	.14	.392
		11.8	-149.45	-157.75	48.55	-1.09	.77	6.66	-6.14	-1.80		.15	.15	.373
		17.7	-149.45	-98.08	126.13	-1.09	.90	6.66	-6.14	-1.75		.15	.15	.365
		23.7	-149.45	-31.09	203.71	-1.09	.99	6.66	-6.14	-2.25		.16	.16	.377

JAD CONDITION NO. 9

3-PILE ACHR STRUCTURE -- U.S. NAVY (42-IN. DIAMETER PILING) -- J.ATKINSON

MEMBER NUMBER	GROUP AND SECTN	DIST FROM END FT.	FORCE FX KIPS	MOMENT MY IN-KIPS	MOMENT MZ IN-KIPS	SHEAR FORCE FY KIPS	SHEAR FORCE FZ KIPS	TORSION MX IN-KIPS	AXIAL STRESS	BENDING STRESS Y	BENDING STRESS Z	Y SHEAR STRESS	Z SHEAR STRESS	COMB. UNITY CHECK
									KSI					
003-1002 100- 1		0.0	-174.38	-229.15	593.90	6.69	2.25	-51.54	-7.16	-0.96		.86	.86	.586
		10.4	-174.31	-18.95	-30.84	3.38	1.14	-51.54	-7.16	-.40		.57	.57	.347
		20.8	-174.26	82.29	-259.29	.33	.16	-51.54	-7.16	-2.91		.51	.51	.439
		31.1	-174.27	20.93	-120.48	-2.50	-.80	-51.54	-7.16	-1.34		.50	.50	.381
		41.5	-174.24	-103.09	292.74	-3.78	-1.11	-51.54	-7.16	-3.39		.61	.61	.456
003-1003 JL0- 1		0.0	-83.89	199.78	38.54	-5.36	-7.89	780.21	-1.19	-.26		.77	.77	.053
		0.0	-79.76	-342.23	432.37	-2.51	-2.74	780.21	-1.13	-.70		.60	.60	.066
		17.2	-75.70	-394.46	527.50	.41	1.60	780.21	-1.07	-.84		.55	.55	.069
		25.9	-71.60	-36.75	337.30	2.77	5.12	780.21	-1.01	-.46		.66	.66	.053
		34.5	-67.51	552.09	18.98	5.52	5.47	780.21	-.96	-.70		.68	.68	.060
003-1005 100- 1		0.0	-305.49	-496.83	-72.22	-.89	5.59	-21.23	-15.01	-5.51		.58	.58	.968
		10.4	-305.45	17.88	9.24	-.42	2.71	-21.23	-15.01	-.22		.34	.34	.708
		20.8	-305.40	185.44	34.06	-.00	.00	-21.23	-15.01	-2.06		.12	.12	.799
		31.1	-305.36	25.41	12.25	.37	-2.55	-21.23	-15.01	-.31		.33	.33	.712
		41.5	-305.31	-401.52	-48.31	.55	-5.90	-21.23	-15.00	-4.42		.44	.44	.914
004- 005 140- 1		0.0	14.91	29.55	-174.42	-3.02	-.20	-0.84	1.25	5.93		.62	.62	.249
		5.9	14.91	17.73	-4.98	-1.86	-.14	-0.84	1.25	.66		.39	.39	.067
		11.8	14.91	10.13	60.31	-.30	-.08	-0.84	1.25	2.04		.17	.17	.115
		17.7	14.91	6.75	33.12	1.06	-.02	-0.84	1.25	1.13		.29	.29	.083
		23.7	14.91	7.52	-91.01	2.45	.04	-0.84	1.25	3.05		.53	.53	.150
04- 006 100- 1		0.0	30.55	-51.14	-177.49	-3.43	.77	43.62	1.25	2.02		.53	.53	.114
		5.9	30.53	8.51	-1.91	-1.52	.85	43.62	1.25	.07		.38	.38	.046
		11.8	30.54	70.03	38.20	.39	.94	43.62	1.25	.87		.32	.32	.074
		17.8	30.55	139.43	-56.96	2.29	1.02	43.62	1.25	1.65		.44	.44	.101
		23.7	30.56	214.71	-267.59	4.20	1.10	43.62	1.26	3.92		.60	.60	.180
05- 006 100- 1		0.0	-108.05	-45.85	5.43	.26	1.25	-4.19	-0.90	-.50		.13	.13	.364
		5.9	-108.05	45.95	-14.89	.26	1.33	-4.19	-0.90	-.53		.13	.13	.365
		11.8	-108.05	145.45	-55.91	.26	1.41	-4.19	-0.90	-1.61		.14	.14	.406
		17.8	-108.05	240.79	-92.53	.26	1.50	-4.19	-0.90	-2.76		.15	.15	.451
		23.7	-108.05	356.03	-71.05	.26	1.58	-4.19	-0.90	-3.97		.15	.15	.497
06-1004 100- 1		0.0	198.75	194.82	646.84	6.98	-2.27	-45.05	8.16	7.38		.85	.85	.540
		10.4	198.53	-8.71	-8.12	5.59	-1.01	-45.05	8.17	.13		.55	.55	.288
		20.8	198.48	-65.93	-200.94	.51	.08	-45.05	8.17	2.94		.29	.29	.386
		31.1	198.43	5.88	-142.58	-2.32	1.08	-45.05	8.17	1.56		.46	.46	.338
		41.5	198.40	174.09	253.75	-3.71	1.53	-45.05	8.17	3.37		.58	.58	.401
06-1005 100- 1		0.0	303.54	587.36	-58.19	-.84	-6.15	-0.51	14.92	6.45		.54	.54	.742
		10.4	303.37	16.20	19.68	-.42	-5.09	-0.51	14.92	.28		.29	.29	.528
		20.8	303.42	-190.19	46.79	-.01	-.26	-0.51	14.93	2.14		.06	.06	.593
		31.1	303.49	-57.45	24.51	.37	2.52	-0.51	14.93	.68		.23	.23	.542
		41.5	303.56	318.47	-37.01	.57	5.41	-0.51	14.93	3.50		.32	.32	.640

S T R A - M E M B E R D E T A I L R E P O R T

S-PILE ACHR STRUCTURE -- U.S. NAVY (42-IN. DIAMETER PILING) -- J.ATKINSON

MEMBER NUMBER	GROUP AND SECTN	DIST FROM END FT.	FORCE FX KIPS	MOMENT MY IN-KIPS	MOMENT MZ IN-KIPS	SHEAR FY KIPS	SHEAR FZ KIPS	TORSION MX IN-KIPS	AXIAL STRESS	BENDING STRESS Y	BENDING STRESS Z	Y SHEAR STRESS	Z SHEAR STRESS	COMB. UNITY CHECK
										KSI				
800=1000	GLO= 1	0.0	51.74	-1487.59	-2185.76	-15.96	20.96	860.50	.72	3.36		1.50	1.50	.142
		3.6	54.69	155.70	-655.00	-10.25	10.94	860.50	.78	1.08		.98	.98	.064
		17.2	57.43	799.94	-47.76	-4.99	1.63	860.50	.83	1.02		.70	.70	.064
		25.9	63.04	510.98	212.42	-.13	-7.09	860.50	.89	.70		.75	.75	.055
		34.5	67.15	-505.59	43.10	2.99	-15.05	860.50	.95	.72		.93	.93	.058
810=1010	PZ= 1	0.0	-54.26	1020.65	7061.82	-21.06	-7.97	1409.94	-.22	-3.03		.47	.47	.113
		3.6	-60.50	850.47	9259.31	-21.06	-5.92	1409.94	-.24	-3.87		.47	.47	.144
		17.2	-68.91	184.14	11436.81	-21.06	-5.87	1409.94	-.27	-4.77		.47	.47	.176
		25.9	-75.23	-365.35	13614.31	-21.06	-4.82	1409.94	-.29	-5.68		.47	.47	.208
		34.5	-79.54	-606.95	15791.81	-21.06	-5.76	1409.94	-.32	-6.59		.46	.46	.241
811=1011	PZ= 1	0.0	1555.55	-8441.06	-1905.48	-6.40	54.69	2394.85	6.18	2.01		.78	.78	.285
		3.6	1547.52	-890.35	-1241.52	-6.40	55.74	2394.85	6.16	.62		.79	.79	.255
		17.2	1541.00	2456.01	-579.56	-6.40	56.79	2394.85	6.13	1.25		.80	.80	.256
		25.9	1534.69	6809.22	82.41	-6.40	57.85	2394.85	6.11	2.84		.80	.80	.311
		34.5	1528.37	10777.29	744.37	-6.40	58.90	2394.85	6.08	4.50		.81	.81	.368
812=1012	PZ= 1	0.0	-1862.41	3076.55	-1289.85	-3.25	-55.91	2447.85	-7.49	-1.62		.80	.80	.331
		3.6	-1868.72	17.59	-955.79	-3.25	-54.86	2447.85	-7.51	-.40		.79	.79	.294
		17.2	-1895.04	-3552.87	-617.72	-3.25	-53.81	2447.85	-7.54	-1.49		.78	.78	.329
		25.9	-1901.35	-6974.23	-281.65	-3.25	-52.76	2447.85	-7.57	-2.91		.77	.77	.373
		34.5	-1907.67	-10307.07	54.42	-3.25	-51.71	2447.85	-7.59	-4.30		.76	.76	.416
1001=1002	100= 1	0.0	22.55	146.22	725.74	2.31	-.55	120.35	.81	6.31		.71	.71	.247
		7.1	22.55	92.65	516.92	2.52	-.69	120.35	.81	4.49		.73	.73	.184
		14.3	22.55	27.19	291.77	2.73	-.84	120.35	.81	2.50		.75	.75	.115
		21.4	22.55	-50.70	51.54	2.88	-.98	120.35	.81	.62		.76	.76	.050
		28.6	22.55	-140.62	-201.41	3.02	-1.12	120.35	.81	2.10		.77	.77	.101
1001=1004	100= 1	0.0	11.94	-167.92	718.87	2.18	1.19	100.12	.45	6.31		.61	.61	.234
		7.1	11.92	-71.90	521.11	2.44	1.05	100.12	.43	4.50		.62	.62	.171
		14.3	11.91	11.09	301.33	2.69	.91	100.12	.43	2.56		.63	.63	.105
		21.4	11.89	85.48	59.56	2.95	.76	100.12	.43	.88		.65	.65	.045
		28.6	11.87	142.75	-204.23	3.21	.62	100.12	.43	2.13		.67	.67	.089
1002=1003	100= 1	0.0	229.84	175.01	36.78	.98	-.90	-61.89	8.36	1.53		.36	.36	.343
		7.1	229.84	91.95	-52.22	1.08	-1.04	-61.89	8.36	.90		.37	.37	.322
		14.3	229.84	-3.35	-147.99	1.15	-1.18	-61.89	8.36	1.27		.38	.38	.334
		21.4	229.84	-110.69	-249.86	1.22	-1.33	-61.89	8.36	2.34		.40	.40	.372
		28.6	229.84	-230.08	-357.23	1.27	-1.47	-61.89	8.36	3.63		.41	.41	.417
1002=1004	100= 1	0.0	.42	-183.93	-59.80	-.55	.94	18.90	.04	5.83		.48	.48	.204
		7.1	.42	-83.26	-29.42	-.55	.94	18.90	.04	2.95		.48	.48	.104
		14.3	.42	-2.00	.77	-.55	.94	18.90	.04	.09		.48	.48	.004
		21.4	.42	78.07	30.96	-.55	.94	18.90	.04	2.81		.48	.48	.099
		28.6	.42	158.74	61.14	-.55	.94	18.90	.04	5.69		.48	.48	.199

S T R A N M E M B E R D E T A I L R E P O R T

LOAD CONDITION NO. 9

3-PILE ACMR STRUCTURE -- U.S. NAVY (42-IN. DIAMETER PILING) -- J.ATKINSON

MEMBER NUMBER	GROUP AND SECTN	DIST FROM END FT.	FORCE FX KIPS	MOMENT MY IN-KIPS	MOMENT MZ IN-KIPS	/----SHEAR FORCE----/ FY KIPS	FZ KIPS	TORSION MX IN-KIPS	AXIAL STRESS	BENDING STRESS Y	Z	Y SHEAR STRESS	Z SHEAR STRESS	COMB. UNITY CHECK
									/----------KSI				----------/	
1002-1005	140- 1	0.0	-11.38	-91.92	-52.80	-.40	.42	-12.80	-.96	-3.54		.31	.31	.168
		7.1	-11.40	-55.57	-22.36	-.31	.42	-12.80	-.95	-2.00		.30	.30	.115
		14.3	-11.43	-19.23	-.27	-.21	.42	-12.80	-.95	-.64		.29	.29	.063
		21.4	-11.46	17.12	13.45	-.11	.42	-12.80	-.95	-.73		.29	.29	.071
		28.6	-11.48	53.46	18.82	-.01	.42	-12.80	-.95	-1.90		.29	.29	.111
1003-1005	150- 1	0.0	219.01	-485.51	231.97	.69	2.49	6.44	7.97	4.61		.22	.22	.437
		7.1	219.01	-279.34	172.88	.69	2.35	6.44	7.97	2.91		.21	.21	.374
		14.3	219.01	-84.41	113.79	.69	2.20	6.44	7.97	1.21		.20	.20	.319
		21.4	219.01	95.25	54.70	.69	2.06	6.44	7.97	.96		.19	.19	.310
		28.6	219.01	268.74	-4.39	.69	1.92	6.44	7.97	2.30		.18	.18	.355
1004-1005	140- 1	0.0	11.80	106.85	-61.00	-.51	-.49	-8.47	.99	4.11		.26	.26	.177
		7.1	11.80	65.12	-23.59	-.35	-.49	-8.47	.99	2.32		.24	.24	.115
		14.3	11.80	23.39	1.56	-.22	-.49	-8.47	.99	.78		.23	.23	.062
		21.4	11.80	-18.34	14.45	-.08	-.49	-8.47	.99	.78		.22	.22	.062
		28.6	11.80	-60.07	15.06	.08	-.49	-8.47	.99	2.07		.22	.22	.106
1004-1005	150- 1	0.0	-224.28	-193.71	-15.14	.41	1.59	-87.34	-8.16	-1.65		.49	.49	.494
		7.1	-224.28	-53.30	-62.74	.71	1.45	-87.34	-8.16	-.75		.49	.49	.455
		14.3	-224.28	54.88	-137.09	1.03	1.31	-87.34	-8.16	-1.26		.49	.49	.469
		21.4	-224.24	160.75	-238.75	1.35	1.16	-87.34	-8.16	-2.45		.50	.50	.514
		28.6	-224.22	254.45	-367.71	1.65	1.02	-87.34	-8.16	-3.82		.52	.52	.583
1005-1005	150- 1	0.0	-214.21	-416.05	3.26	.67	3.01	2.44	-7.79	-3.57		.23	.23	.559
		7.1	-214.21	-166.05	-54.34	.67	2.87	2.44	-7.79	-1.49		.22	.22	.469
		14.3	-214.21	73.70	-111.93	.67	2.73	2.44	-7.79	-1.15		.21	.21	.447
		21.4	-214.21	301.21	-169.53	.67	2.58	2.44	-7.79	-2.95		.20	.20	.525
		28.6	-214.21	516.48	-227.12	.67	2.44	2.44	-7.79	-4.82		.19	.19	.604

LOAD CONDITION NO. 1

S-PILE ACOR STRUCTURE -- U.S. NAVY (42-IN. DIAMETER PILING) -- J.ATKINSON

MEMBER NUMBER	GROUP AND SECTN	DIST FROM END FT.	FORCE FX KIPS	MOMENT MY IN-KIPS	MOMENT MZ IN-KIPS	SHEAR FORCE FY KIPS	SHEAR FORCE FZ KIPS	TORSION MX IN-KIPS	AXIAL STRESS KSI	BENDING STRESS Y KSI	BENDING STRESS Z KSI	Y SHEAR STRESS KSI	Z SHEAR STRESS KSI	COMB. UNITY CHECK
101- 102	A10- 1	0.0	-5.72	421.50	-102.75	-.81	-7.10	.01	-.55	4.73	-9.58	.09	1.10	.497
		5.0	-5.72	150.10	-87.80	-.81	-5.58	.01	-.55	1.69	-8.31	.09	.83	.287
		7.5	-5.72	-40.20	-52.40	-.81	-3.05	.01	-.55	-.52	-5.03	.09	.57	.136
		10.9	-5.72	-107.82	2.00	-.81	-1.93	.01	-.55	-1.88	.25	.09	.30	.083
		14.5	-5.72	-214.45	57.81	-.81	-.21	.01	-.55	-2.41	3.53	.09	.03	.213
101- 104	A10- 1	0.0	-5.55	424.99	-107.00	-.88	-7.28	-.01	-.54	4.77	-9.98	.10	1.13	.512
		5.0	-5.55	140.04	-84.80	-.88	-5.55	-.01	-.54	1.64	-8.42	.10	.86	.289
		7.2	-5.55	-50.04	-50.60	-.88	-3.83	-.01	-.54	-.65	-2.65	.10	.60	.134
		10.9	-5.55	-187.35	7.61	-.88	-2.11	-.01	-.54	-2.10	.71	.10	.33	.105
		14.5	-5.55	-241.60	85.81	-.88	-.39	-.01	-.54	-2.71	4.27	.10	.06	.248
101- 201	DAL- 1	0.0	-19.57	-355.00	654.09	9.25	3.50	-209.74	-.21	-1.15		.38	.38	.048
		5.0	-20.54	-207.72	217.76	9.25	3.50	-209.74	-.23	-.47		.38	.38	.025
		7.5	-21.70	-47.04	-196.65	9.25	3.50	-209.74	-.24	-.32		.38	.38	.020
		11.5	-22.86	112.24	-615.02	9.25	3.50	-209.74	-.25	-.98		.38	.38	.043
		15.0	-24.02	272.32	-1031.40	9.25	3.50	-209.74	-.26	-1.67		.38	.38	.067
102- 103	A10- 1	0.0	-5.79	-212.65	22.21	.23	.14	-.03	-.42	-2.39	2.07	.03	.02	.165
		5.0	-5.79	-159.21	12.04	.23	1.80	-.03	-.42	-1.90	1.12	.03	.29	.117
		7.5	-5.79	-50.07	1.87	.23	3.59	-.03	-.42	-.57	.17	.03	.56	.042
		10.9	-5.79	142.78	-4.30	.23	5.31	-.03	-.42	1.60	-.77	.03	.82	.095
		14.5	-5.79	411.12	-18.47	.23	7.03	-.03	-.42	4.61	-1.72	.03	1.09	.223
102- 104	A10- 1	0.0	-.58	1.02	10.48	.11	-.18	.00	-.05	.08	1.87	.02	.09	.071
		5.0	-.58	-4.15	5.46	.11	-.09	.00	-.05	-.20	1.01	.02	.05	.045
		7.2	-.58	-6.14	.85	.11	-.00	.00	-.05	-.30	.15	.02	.00	.018
		10.9	-.58	-4.35	-3.96	.11	.08	.00	-.05	-.21	-.71	.02	.04	.035
		14.5	-.58	1.22	-8.77	.11	.17	.00	-.05	.06	-1.57	.02	.09	.060
102- 105	A10- 1	0.0	1.53	-1.58	5.13	.02	-.18	.00	.22	-.08	.92	.00	.09	.042
		5.0	1.53	-7.39	4.20	.02	-.09	.00	.22	-.36	.76	.00	.05	.045
		7.2	1.53	-9.43	3.43	.02	-.00	.00	.22	-.45	.61	.00	.00	.043
		10.9	1.53	-7.08	2.50	.02	.08	.00	.22	-.37	.46	.00	.04	.035
		14.5	1.53	-2.15	1.75	.02	.17	.00	.22	-.10	.31	.00	.09	.022
103- 105	A10- 1	0.0	-7.10	416.44	4.55	-.02	-7.05	.02	-.44	4.67	.41	.00	1.09	.180
		5.0	-7.10	147.40	5.03	-.02	-5.33	.02	-.44	1.65	.47	.00	.83	.087
		7.2	-7.10	-46.01	5.71	-.02	-3.01	.02	-.44	-.53	.53	.00	.56	.054
		10.9	-7.10	-166.19	6.34	-.02	-1.86	.02	-.44	-1.86	.60	.00	.29	.098
		14.5	-7.10	-210.75	7.07	-.02	-.10	.02	-.44	-2.36	.66	.00	.03	.116
103- 203	DAL- 1	0.0	-19.98	-350.01	-619.45	-10.33	5.92	22.81	-.21	-1.12		.28	.28	.047
		5.0	-20.24	-94.04	-154.60	-10.33	5.92	22.81	-.22	-.26		.28	.28	.018
		7.5	-21.40	172.53	318.09	-10.33	5.92	22.81	-.23	-.56		.28	.28	.028
		11.5	-22.57	459.10	774.80	-10.33	5.92	22.81	-.25	-1.39		.28	.28	.057
		15.0	-23.73	705.07	1239.03	-10.33	5.92	22.81	-.26	-2.23		.28	.28	.087

STRAN MEMBER DETAIL REPORT

LOAD CONDITION NO. 10

DATE 08/30/76

3-PILE ACMP STRUCTURE -- U.S. NAVY (42-IN. DIAMETER PILING) -- J.ATKINSON

MEMBER NUMBER	GROUP AND SECTN	DIST FROM END FT.	FORCE FX KIPS	MOMENT MY IN-KIPS	MOMENT MZ IN-KIPS	SHEAR FY KIPS	SHEAR FZ KIPS	TORSION MX IN-KIPS	AXIAL STRESS	BENDING STRESS Y	BENDING STRESS Z	Y SHEAR STRESS	Z SHEAR STRESS	COMB. UNITY CHECK
									KSI					
104- 105 W06- 1		0.0	-1.16	-1.28	1.67	-.01	-.15	-.00	-.16	-.06	.30	.00	.08	.023
		3.6	-1.16	-0.12	2.13	-.01	-.07	-.00	-.16	-.29	.38	.00	.04	.055
		7.3	-1.16	-7.17	2.56	-.01	.02	-.00	-.16	-.34	.46	.00	.01	.037
		10.9	-1.16	-4.43	3.04	-.01	.11	-.00	-.16	-.21	.54	.00	.06	.036
		14.5	-1.16	-2.09	3.49	-.01	.19	-.00	-.16	.10	.62	.00	.10	.035
104- 106 W10- 1		0.0	-5.07	-240.55	55.57	.52	-.07	.02	-.31	-2.70	3.30	.06	.01	.213
		3.6	-5.07	-205.94	12.66	.52	1.66	.02	-.31	-2.31	1.14	.06	.26	.127
		7.3	-5.07	-96.40	-10.04	.52	3.36	.02	-.31	-1.08	-.94	.06	.53	.080
		10.9	-5.07	88.06	-32.75	.52	5.10	.02	-.31	.99	-3.05	.06	.79	.150
		14.5	-5.07	353.58	-55.45	.52	11.82	.02	-.31	3.97	-5.17	.06	1.84	.318
105- 106 W10- 1		0.0	-5.76	-212.65	12.30	.52	.20	.01	-.36	-2.39	1.15	.04	.03	.130
		3.6	-5.76	-100.08	-1.72	.52	1.92	.01	-.36	-1.87	-.16	.04	.30	.060
		7.3	-5.76	-45.59	-15.74	.52	3.64	.01	-.36	-.51	-1.47	.04	.57	.082
		10.9	-5.76	150.42	-29.76	.52	5.37	.01	-.36	1.69	-2.78	.04	.83	.165
		14.5	-5.76	421.36	-43.76	.52	7.09	.01	-.36	4.75	-4.08	.04	1.10	.306
106- 200 DRL- 1		0.0	-22.66	671.12	-37.41	2.98	-4.39	102.98	-.25	-1.05		.20	.20	.046
		3.8	-23.83	473.60	-171.35	2.98	-4.39	102.98	-.26	-.79		.20	.20	.037
		7.5	-24.99	276.07	-305.29	2.98	-4.39	102.98	-.27	-.54		.20	.20	.032
		11.3	-26.15	78.55	-439.23	2.98	-4.39	102.98	-.29	-.70		.20	.20	.035
		15.0	-27.31	-118.97	-575.17	2.98	-4.39	102.98	-.30	-.92		.20	.20	.043
201- 202 W10- 1		0.0	-17.15	590.21	-109.90	-.87	-10.20	.05	-1.06	6.62	-10.25	.10	1.58	.610
		3.6	-17.15	200.36	-72.04	-.87	-7.72	.05	-1.06	2.25	-6.72	.10	1.20	.344
		7.3	-17.15	-81.47	-34.10	-.87	-5.24	.05	-1.06	-.91	-3.19	.10	.81	.184
		10.9	-17.15	-255.30	3.88	-.87	-2.75	.05	-1.06	-2.46	.34	.10	.43	.147
		14.5	-17.15	-321.10	41.55	-.87	-.27	.05	-1.06	-3.80	3.88	.10	.04	.293
201- 204 W10- 1		0.0	43.87	557.67	-116.57	-.96	-4.97	-.06	2.71	6.26	-10.67	.11	1.55	.662
		3.6	43.87	178.29	-72.92	-.96	-7.49	-.06	2.71	2.00	-6.79	.11	1.16	.393
		7.2	43.87	-95.36	-31.28	-.96	-5.01	-.06	2.71	-1.05	-2.92	.11	.79	.229
		10.9	43.87	-257.09	10.27	-.96	-2.52	-.06	2.71	-2.89	.96	.11	.39	.218
		14.5	43.87	-312.90	51.81	-.96	-.04	-.06	2.71	-3.51	4.83	.11	.01	.573
201- 301 DRL- 1		0.0	-50.93	-118.87	-172.13	-1.23	-42.15	-1104.86	-.56	-.33		1.79	1.79	.032
		3.8	-52.10	-2015.43	-116.65	-1.23	-42.15	-1104.86	-.57	-5.16		1.79	1.79	.130
		7.5	-53.26	-3912.00	-61.17	-1.23	-42.15	-1104.86	-.58	-8.12		1.79	1.79	.234
		11.3	-54.42	-5710.20	46.40	-4.00	-37.55	-1104.86	-.60	-8.95		1.69	1.69	.332
		15.0	-54.55	-7251.95	311.20	-7.84	-30.69	-1104.86	-.60	-11.35		1.56	1.56	.416
201- 303 120- 1		0.0	5.65	44.97	-804.90	-1.28	-.87	-12.39	.29	7.18		.27	.27	.260
		8.2	5.40	-17.12	-279.71	-1.28	-.40	-12.39	.28	4.94		.25	.25	.161
		16.3	5.16	-35.05	-154.52	-1.28	.07	-12.39	.27	2.79		.24	.24	.106
		24.5	4.91	-2.02	-29.33	-1.28	.54	-12.39	.25	.62		.25	.25	.027
		32.8	4.40	50.10	95.87	-1.28	.88	-12.39	.25	1.98		.26	.26	.077

STRAN MEMBER DETAIL REPORT

LOAD CONDITION NO. 10

3-PILE ACMR STRUCTURE -- U.S. NAVY (42-IN. DIAMETER PILING) -- J.ATKINSON

MEMBER NUMBER	GROUP AND SECTN	DIST FROM END FT.	FORCE FX KIPS	MOMENT MY IN-KIPS	MOMENT MZ IN-KIPS	SHEAR FORCE FY KIPS	SHEAR FORCE FZ KIPS	TORSION MX IN-KIPS	AXIAL STRESS	BENDING STRESS Y	BENDING STRESS Z	Y SHEAR STRESS	Z SHEAR STRESS	COMB. UNITY CHECK
									KSI					
205- 206	=18- 1	0.0	-59.81	-711.02	17.33	.40	.41	.07	-2.40	-7.98	1.62	.05	.06	.409
		5.0	-58.81	-542.64	-.01	.40	6.41	.07	-2.40	-6.32	-.00	.05	1.00	.300
		7.3	-54.81	-153.60	-17.35	.40	12.41	.07	-2.40	-1.72	-1.62	.05	1.93	.211
		10.9	-58.81	516.69	-34.70	.40	18.41	.07	-2.40	5.40	-3.24	.05	2.86	.396
		14.5	-58.81	1448.04	-52.04	.40	24.41	.07	-2.40	16.25	-4.85	.05	3.79	.782
206- 301 120- 1		0.0	-91.88	-55.25	-816.72	-6.47	-.02	-43.87	-4.77	-14.43		1.27	1.27	.783
		8.2	-92.12	-34.44	12.64	-6.47	.45	-43.87	-4.79	-.65		1.27	1.27	.276
		16.3	-92.36	52.89	808.93	-5.49	.95	-43.87	-4.80	-14.28		.97	.97	.779
		24.5	-92.61	139.01	638.90	4.55	1.07	-43.87	-4.81	-11.53		1.39	1.39	.678
		32.6	-92.87	196.09	-1159.37	27.49	-.05	-43.87	-4.82	-20.74		3.24	3.24	1.017
206- 306 DRL- 1		0.0	-24.83	1408.58	-485.25	-2.73	-66.15	-486.14	-.27	-2.33		1.83	1.83	.091
		3.8	-25.99	-1558.29	-302.47	-2.73	-66.15	-486.14	-.29	-2.52		1.83	1.83	.098
		7.5	-27.15	-4528.68	-230.28	-3.61	-64.62	-486.14	-.30	-7.09		1.80	1.80	.257
		11.3	-28.32	-7544.04	-14.75	-8.14	-60.23	-486.14	-.31	-11.49		1.71	1.71	.410
		15.0	-28.44	-9930.12	533.92	-9.44	-54.53	-486.14	-.31	-15.54		1.60	1.60	.551
301- 303 123- 1		0.0	52.17	1.35	145.67	11.66	-.61	-10.36	2.71	2.57		1.38	1.38	.183
		7.3	52.17	-18.28	-527.41	3.78	.07	-10.36	2.71	9.31		.54	.54	.417
		14.5	52.17	-1.14	-540.39	-3.32	.24	-10.36	2.71	9.53		.49	.49	.425
		21.7	52.17	8.17	19.15	-9.26	-.11	-10.36	2.71	.37		1.11	1.11	.107
		29.0	52.17	-5.45	876.16	-9.92	-.13	-10.36	2.71	15.45		1.17	1.17	.631
301- 306 123- 1		0.0	89.56	543.08	520.25	15.90	-4.77	-2.70	4.66	13.26		1.75	1.75	.622
		7.2	89.64	172.49	-487.06	7.22	-3.70	-2.70	4.66	9.11		.87	.87	.478
		14.5	89.64	-95.28	-727.72	-1.73	-2.42	-2.70	4.66	12.94		.33	.33	.611
		21.7	89.61	-241.01	-180.86	-10.82	-.91	-2.70	4.66	5.31		1.15	1.15	.306
		29.0	89.60	-250.39	1154.69	-19.40	.71	-2.70	4.66	20.58		2.04	2.04	.676
301- 401 DRL- 1		0.0	29.62	-9036.09	288.52	18.02	26.16	1959.63	.33	14.14		2.23	2.23	.502
		7.1	29.65	-6194.84	-902.80	9.03	40.68	1959.63	.33	9.79		2.45	2.45	.351
		14.2	29.68	-2054.16	-1343.17	.00	56.16	1959.63	.33	3.84		2.77	2.77	.145
		21.4	29.71	3348.66	-1050.28	-7.70	70.66	1959.63	.33	5.54		3.09	3.09	.204
		28.5	29.73	9923.42	-88.12	-14.05	81.67	1959.63	.33	15.52		3.35	3.35	.550
303- 306 123- 1		0.0	-45.29	525.82	159.25	1.10	-3.24	-2.58	-4.95	-9.68		.38	.38	.537
		7.2	-45.29	242.12	83.64	1.10	-3.36	-2.58	-4.95	-4.41		.39	.39	.364
		14.5	-45.29	-39.98	-31.96	1.10	-2.95	-2.58	-4.95	-.90		.35	.35	.208
		21.7	-45.29	-250.39	-127.57	1.10	-1.80	-2.58	-4.95	-4.95		.24	.24	.381
		29.0	-45.29	-341.01	-223.17	1.10	-.26	-2.58	-4.95	-7.20		.14	.14	.455
303- 403 DRL- 1		0.0	-122.85	-9492.04	-661.74	8.96	46.55	-673.07	-1.35	-14.48		1.57	1.57	.563
		7.1	-122.82	-5508.65	-1310.82	4.83	53.72	-673.07	-1.35	-8.55		1.71	1.71	.348
		14.2	-122.79	-157.49	-1401.30	-2.09	57.09	-673.07	-1.35	-2.21		2.00	2.00	.128
		21.4	-122.76	5173.10	-811.13	-10.70	50.61	-673.07	-1.35	-9.74		2.31	2.31	.390
		28.5	-122.74	13543.39	380.40	-16.91	41.35	-673.07	-1.35	-21.19		2.57	2.57	.787

STRAN MEMBER DETAIL REPORT

LOAD CONDITION NO. 10

S-PILE ACMR STRUCTURE -- U.S. NAVY (42-IN. DIAMETER PILING) -- J.ATKINSON

MEMBER NUMBER	GROUP AND SECTN	DIST FROM END FT.	FORCE FA KIPS	MOMENT MY IN-KIPS	MOMENT MZ IN-KIPS	SHEAR FORCE FY KIPS	SHEAR FORCE FZ KIPS	TORSION MX IN-KIPS	AXIAL STRESS	BENDING STRESS Y	BENDING STRESS Z	Y SHEAR STRESS	Z SHEAR STRESS	COMB. UNITY CHECK
										KSI				
300- 400	GRP- 1	0.0	14.54	-10189.88	391.06	15.02	42.49	-1258.55	.16	15.95		1.97	1.97	.560
		7.1	14.57	-6013.44	-579.94	7.40	55.67	-1258.55	.16	9.45		2.22	2.22	.334
		14.2	14.60	-846.26	-861.87	-.75	69.76	-1258.55	.16	1.69		2.52	2.52	.064
		21.4	14.63	5087.47	-869.06	-8.18	82.66	-1258.55	.16	9.24		2.81	2.81	.326
		28.5	14.65	13391.89	401.15	-15.79	92.42	-1258.55	.16	20.96		3.04	3.04	.734
401- 501	GRP- 1	0.0	92.73	-2599.35	-23039.54	64.04	-10.48	319.30	.36	8.17		.57	.57	.297
		1.1	91.69	-2740.62	-23936.06	66.95	-10.19	319.30	.36	8.49		.59	.59	.308
		2.3	91.04	-2878.31	-24871.75	69.75	-9.90	319.30	.36	8.83		.61	.61	.319
		3.4	90.20	-3011.87	-25845.46	72.51	-9.62	319.30	.35	9.17		.63	.63	.331
		4.6	89.35	-3141.55	-26858.34	75.18	-9.35	319.30	.35	9.53		.65	.65	.343
401- 510	PI- 1	0.0	-68.20	-2510.73	9645.51	21.57	-23.19	-570.88	-.31	-4.66		.42	.42	.173
		1.1	-68.94	-2628.00	9352.71	21.57	-23.07	-570.88	-.31	-4.57		.42	.42	.170
		2.3	-69.68	-3143.58	9059.62	21.57	-22.94	-570.88	-.31	-4.49		.42	.42	.167
		3.4	-70.42	-3457.47	8766.53	21.57	-22.82	-570.88	-.32	-4.41		.42	.42	.164
		4.6	-71.15	-3769.09	8473.43	21.57	-22.70	-570.88	-.32	-4.34		.42	.42	.162
403- 503	GRP- 1	0.0	1556.44	-5476.03	9048.33	-40.97	-120.18	23.73	6.04	3.73		1.00	1.00	.339
		1.1	1555.59	-7137.43	9619.59	-42.49	-122.57	23.73	6.04	4.22		1.02	1.02	.356
		2.3	1554.74	-8830.98	10211.34	-43.96	-124.87	23.73	6.04	4.76		1.05	1.05	.375
		3.4	1553.89	-10555.65	10822.98	-45.40	-127.12	23.73	6.03	5.33		1.07	1.07	.395
		4.6	1553.05	-12310.72	11454.12	-46.81	-129.31	23.73	6.03	5.93		1.09	1.09	.415
403- 511	PI- 1	0.0	-1806.67	-7494.53	6448.86	7.98	-35.86	-178.56	-8.16	-4.62		.37	.37	.444
		1.1	-1807.40	-7985.58	6339.45	7.98	-35.74	-178.56	-8.17	-4.77		.37	.37	.449
		2.3	-1808.14	-8474.94	6230.04	7.98	-35.61	-178.56	-8.17	-4.92		.37	.37	.455
		3.4	-1808.88	-8962.62	6120.63	7.98	-35.49	-178.56	-8.17	-5.08		.37	.37	.460
		4.6	-1809.61	-9448.60	6011.22	7.98	-35.37	-178.56	-8.18	-5.24		.37	.37	.466
406- 506	GRP- 1	0.0	-1640.98	8621.16	-918.09	-20.86	71.52	-262.31	-8.45	-3.06		.63	.63	.330
		1.1	-1641.79	9616.18	-624.45	-22.05	73.98	-262.31	-8.46	-3.40		.65	.65	.342
		2.3	-1642.64	10643.00	-314.79	-23.20	76.16	-262.31	-8.46	-3.75		.67	.67	.355
		3.4	-1643.48	11700.56	10.36	-24.31	78.37	-262.31	-8.46	-4.12		.69	.69	.368
		4.6	-1644.32	12788.10	350.82	-25.40	80.54	-262.31	-8.47	-4.51		.71	.71	.381
406- 512	PI- 1	0.0	1671.70	8866.61	5932.00	3.17	24.50	-512.67	7.55	4.54		.34	.34	.420
		1.1	1670.96	9203.53	5808.55	3.17	24.63	-512.67	7.55	4.67		.34	.34	.425
		2.3	1670.22	9542.14	5685.09	3.17	24.75	-512.67	7.55	4.81		.35	.35	.429
		3.4	1669.48	9882.42	5801.63	3.17	24.87	-512.67	7.54	4.95		.35	.35	.434
		4.6	1668.75	10224.39	3758.16	3.17	24.99	-512.67	7.54	5.10		.35	.35	.439
501- 502	165- 1	0.0	45.32	-246.71	-852.41	-2.51	.08	194.60	1.50	7.95		1.04	1.04	.328
		3.8	45.32	-234.47	-686.03	-4.62	.45	194.60	1.50	6.49		1.19	1.19	.278
		7.6	45.32	-208.06	-419.67	-7.12	.80	194.60	1.50	4.15		1.55	1.55	.196
		11.4	45.32	-162.50	-39.16	-9.40	1.12	194.60	1.50	1.50		1.50	1.50	.104
		15.1	45.32	-104.81	459.65	-11.07	1.42	194.60	1.50	4.05		1.65	1.65	.193

STRAN MEMBER DETAIL REPORT

LOAD CONDITION NO. 10

DATE 08/30/76

3-PILE ACHR STRUCTURE -- U.S. NAVY (42-IN. DIAMETER PILING) -- J.ATKINSON

MEMBER NUMBER	GROUP AND SECTN	DIST FROM END FT.	FORCE FX KIPS	MOMENT MY IN-KIPS	MOMENT MZ IN-KIPS	SHEAR FORCE FY KIPS	SHEAR FORCE FZ KIPS	TORSION MX IN-KIPS	AXIAL STRESS	BENDING STRESS Y	BENDING STRESS Z	Y SHEAR STRESS	Z SHEAR STRESS	COMB. UNITY CHECK
									KSI					
501- 504	105- 1	0.0	208.68	955.21	-842.19	-3.43	-6.04	125.34	8.90	11.40		1.02	1.02	.705
		3.8	208.66	689.64	-654.12	-5.73	-5.65	125.34	8.90	8.39		1.09	1.09	.600
		7.6	208.66	441.79	-521.77	-8.01	-5.26	125.34	8.90	4.89		1.20	1.20	.479
		11.4	208.66	211.74	93.96	-10.29	-4.86	125.34	8.90	2.07		1.31	1.31	.381
		15.1	208.66	.55	612.99	-12.56	-4.45	125.34	8.90	5.49		1.44	1.44	.500
501- 601	JLS- 1	0.0	269.08	-2615.99	-24624.87	-150.13	-7.28	-128.32	1.86	15.22		2.12	2.12	.593
		1.5	268.12	-2745.57	-21916.85	-146.75	-6.93	-128.32	1.86	13.57		2.07	2.07	.536
		3.0	267.16	-2868.75	-19269.89	-143.44	-6.58	-128.32	1.85	11.97		2.03	2.03	.480
		4.6	266.20	-2985.64	-16681.76	-140.28	-6.24	-128.32	1.84	10.41		1.98	1.98	.426
		6.1	265.24	-3096.34	-14150.56	-137.22	-5.90	-128.32	1.84	8.90		1.94	1.94	.373
501- 602	210- 1	0.0	-300.58	-645.32	941.84	13.22	4.70	247.46	-6.63	-5.43		1.21	1.21	.419
		5.1	-300.63	-384.82	250.05	9.01	3.88	247.46	-6.63	-2.10		1.04	1.04	.314
		10.1	-300.68	-173.04	-250.70	6.26	3.10	247.46	-6.63	-1.37		.90	.90	.290
		15.2	-300.71	-6.97	-514.37	3.11	2.37	247.46	-6.63	-2.44		.76	.76	.322
		20.2	-300.74	116.33	-612.51	.15	1.69	247.46	-6.63	-2.96		.66	.66	.330
502- 503	105- 1	0.0	25.18	-140.52	192.63	3.74	3.66	-48.53	.83	2.13		.56	.56	.103
		3.8	25.18	32.27	74.10	1.47	3.94	-48.53	.83	.72		.50	.50	.054
		7.6	25.18	217.05	58.26	-.77	4.19	-48.53	.83	2.01		.50	.50	.099
		11.4	25.18	412.64	143.98	-3.00	4.42	-48.53	.83	3.91		.57	.57	.165
		15.1	25.18	617.78	350.14	-5.19	4.60	-48.53	.83	6.27		.68	.68	.247
502- 504	125- 1	0.0	-6.70	104.16	88.55	.79	-1.18	-52.17	-.56	-4.57		1.11	1.11	.181
		3.8	-6.70	52.42	52.50	.79	-1.09	-52.17	-.56	-2.48		1.10	1.10	.108
		7.6	-6.70	5.07	16.64	.79	-.97	-52.17	-.56	-.59		1.08	1.08	.042
		11.4	-6.70	-35.04	-19.22	.79	-.82	-52.17	-.56	-1.34		1.06	1.06	.068
		15.2	-6.70	-68.89	-55.08	.79	-.67	-52.17	-.56	-2.95		1.05	1.05	.124
502- 505	125- 1	0.0	26.08	131.16	158.67	3.53	-1.06	20.53	2.19	6.88		1.06	1.06	.315
		3.8	26.10	84.87	32.57	2.03	-.97	20.53	2.19	3.04		.82	.82	.182
		7.6	26.11	43.55	-25.99	.53	-.85	20.53	2.19	1.70		.61	.61	.135
		11.4	26.10	7.41	-15.68	-.99	-.74	20.53	2.19	.58		.65	.65	.096
		15.2	24.09	-23.39	64.03	-2.52	-.61	20.53	2.19	2.28		.88	.88	.155
503- 505	105- 1	0.0	-208.57	1016.32	-237.38	-2.44	-6.49	23.84	-6.91	-9.34		.57	.57	.592
		3.8	-208.57	725.04	-126.66	-2.44	-5.28	23.84	-6.91	-6.80		.55	.55	.503
		7.6	-208.57	446.06	-15.93	-2.44	-6.01	23.84	-6.91	-4.00		.54	.54	.413
		11.4	-208.57	179.89	94.79	-2.44	-5.69	23.84	-6.91	-1.82		.52	.52	.346
		15.1	-208.57	-70.71	205.52	-2.44	-5.33	23.84	-6.91	-1.95		.49	.49	.347
503- 603	JLS- 1	0.0	1104.76	-9863.45	10305.16	78.86	61.64	-279.56	8.06	8.77		1.47	1.47	.584
		1.5	1103.79	-8764.51	8882.68	77.07	58.84	-279.56	8.05	7.67		1.43	1.43	.540
		3.0	1102.82	-7715.65	7492.38	75.34	56.14	-279.56	8.05	6.61		1.39	1.39	.509
		4.6	1101.85	-6714.92	6153.07	73.67	53.57	-279.56	8.04	5.59		1.35	1.35	.473
		6.1	1100.89	-5760.42	4803.66	72.06	51.07	-279.56	8.03	4.61		1.31	1.31	.439

LOAD CONDITION NO. 10

3-PILE ACHR STRUCTURE -- U.S. NAVY (42-IN. DIAMETER PILING) -- J.ATKINSON

MEMBER NUMBER	GROUP AND SECTN	DIST FROM END FT.	FORCE FA KIPS	MOMENT MY IN-KIPS	MOMENT MZ IN-KIPS	SHEAR FORCE FY KIPS	SHEAR FORCE FZ KIPS	TORSION MA IN-KIPS	AXIAL STRESS	BENDING STRESS Y	BENDING STRESS Z	Y SHEAR STRESS	Z SHEAR STRESS	COMB. UNITY CHECK
									KSI					
503- 635	210- 1	0.0	565.40	1890.06	165.51	1.40	-15.22	6.82	12.87	9.03		.69	.69	.761
		5.1	565.70	1952.19	111.27	1.15	-12.37	6.82	12.87	5.03		.56	.56	.622
		10.1	565.72	580.69	49.31	.90	-9.55	6.82	12.87	1.85		.44	.44	.511
		15.2	565.66	-109.27	2.00	.66	-6.90	6.82	12.87	.52		.32	.32	.465
		20.2	565.60	-441.59	-30.62	.42	-4.16	6.82	12.87	2.10		.20	.20	.520
504- 505	165- 1	0.0	-18.62	-84.56	87.43	2.95	.10	13.02	-1.56	-4.07		.71	.71	.202
		5.8	-18.62	-76.42	-12.14	1.45	.25	13.02	-1.56	-2.59		.46	.46	.151
		7.6	-18.62	-61.36	-42.76	-.08	.41	13.02	-1.56	-2.50		.29	.29	.148
		11.4	-18.62	-39.46	-4.53	-1.60	.56	13.02	-1.56	-1.33		.50	.50	.107
		15.2	-18.62	-10.65	102.56	-3.11	.71	13.02	-1.56	-3.45		.75	.75	.181
504- 506	165- 1	0.0	277.46	42.29	470.49	6.13	-5.21	-40.14	9.20	4.23		.82	.82	.467
		5.8	277.45	-184.62	152.55	5.66	-4.76	-40.14	9.20	2.14		.68	.68	.394
		7.6	277.46	-392.08	-62.54	3.61	-4.35	-40.14	9.20	3.55		.55	.55	.443
		11.4	277.46	-550.07	-176.18	1.39	-3.92	-40.14	9.20	5.43		.46	.46	.508
		15.2	277.46	-748.01	-189.76	-.79	-3.49	-40.14	9.20	6.91		.42	.42	.560
505- 506	165- 1	0.0	-181.34	-42.80	372.10	4.23	-5.23	60.11	-6.01	-3.35		.71	.71	.351
		3.8	-181.34	-271.57	179.83	4.23	-4.84	60.11	-6.01	-2.92		.69	.69	.342
		7.6	-181.34	-482.01	-12.43	4.23	-4.42	60.11	-6.01	-4.32		.67	.67	.389
		11.4	-181.34	-673.08	-204.70	4.23	-3.99	60.11	-6.01	-5.30		.63	.63	.452
		15.2	-181.34	-848.09	-395.97	4.23	-3.56	60.11	-6.01	-8.35		.64	.64	.517
506- 606	JL5- 1	0.0	-1425.49	10060.61	15.44	13.45	-58.96	-630.36	-9.85	-6.18		1.03	1.03	.557
		1.5	-1426.45	9309.97	-219.20	12.05	-56.21	-630.36	-9.87	-5.54		.99	.99	.535
		3.0	-1427.42	8008.64	-427.00	10.72	-53.55	-630.36	-9.88	-4.93		.95	.95	.514
		4.6	-1428.38	7054.90	-610.97	9.45	-50.94	-630.36	-9.88	-4.35		.91	.91	.494
		6.1	-1429.34	6147.12	-772.03	8.21	-48.51	-630.36	-9.89	-3.81		.87	.87	.476
506- 634	210- 1	0.0	-408.17	-841.94	-1538.47	-10.36	3.92	-161.66	-9.00	-8.33		1.13	1.13	.602
		5.1	-408.21	-615.21	-855.45	-12.75	3.55	-161.66	-9.00	-4.27		.97	.97	.468
		10.1	-408.27	-410.34	14.12	-9.34	3.21	-161.66	-9.00	-1.95		.82	.82	.397
		15.2	-408.34	-225.91	481.42	-6.08	2.87	-161.66	-9.00	-2.53		.68	.68	.414
		20.2	-408.39	-61.29	756.46	-3.01	2.55	-161.66	-9.00	-3.61		.56	.56	.448
510- 710	P1- 1	0.0	-71.16	-3521.75	8049.03	21.59	12.04	-1160.22	-.32	-4.34		.50	.50	.162
		6.3	-75.25	-2340.34	6807.81	21.59	12.72	-1160.22	-.34	-3.46		.50	.50	.133
		12.7	-79.33	-1087.15	5100.59	21.59	13.40	-1160.22	-.36	-2.57		.50	.50	.102
		19.0	-83.42	-842.12	3525.37	21.59	14.08	-1160.22	-.38	-1.70		.51	.51	.073
		25.3	-87.50	254.08	1804.14	21.59	14.77	-1160.22	-.40	-.80		.51	.51	.045
511- 711	P1- 1	0.0	-1409.70	-9411.17	6069.73	5.67	48.73	-313.62	-8.18	-5.24		.52	.52	.466
		6.3	-1413.79	-5040.42	5823.71	5.67	49.41	-313.62	-8.20	-3.74		.52	.52	.415
		12.7	-1417.87	-1097.68	5177.66	5.67	50.09	-313.62	-8.22	-2.56		.53	.53	.378
		19.0	-1421.96	1956.46	4731.66	5.67	50.77	-313.62	-8.23	-2.39		.54	.54	.373
		25.3	-1426.05	5822.59	4285.63	5.67	51.45	-313.62	-8.25	-3.38		.54	.54	.404

STRAN MEMBER DETAIL REPORT

LOAD CONDITION NO. 10

DATE 08/30/76

3-PILE ACMR STRUCTURE -- U.S. NAVY (42-IN. DIAMETER PILING) -- J.ATKINSON

MEMBER NUMBER	GROUP AND SECTN	DIST FROM END FT.	FORCE FX KIPS	MOMENT MY IN-KIPS	MOMENT MZ IN-KIPS	SHEAR FORCE FY KIPS	SHEAR FORCE FZ KIPS	TORSION MX IN-KIPS	AXIAL STRESS	BENDING STRESS Y	BENDING STRESS Z	V SHEAR STRESS	Z SHEAR STRESS	COMB. UNITY CHECK
									KSI					
512- 712	P1- 1	0.0	1668.85	10224.39	3758.13	3.17	-52.25	-763.05	7.54	5.10		.65	.65	.439
		6.3	1664.76	6277.66	3517.23	3.17	-51.57	-763.05	7.52	3.37		.65	.65	.378
		12.7	1660.67	2382.77	3276.32	3.17	-50.88	-763.05	7.50	1.89		.64	.64	.326
		19.0	1656.59	-1460.27	3035.42	3.17	-50.20	-763.05	7.49	1.58		.63	.63	.315
		25.3	1652.50	-5251.48	2794.51	3.17	-49.52	-763.05	7.47	2.78		.63	.63	.356
501- 551	JL5- 1	0.0	256.56	-3107.89	-14161.00	-113.99	5.61	-979.27	1.78	8.91		1.88	1.88	.371
		1.5	255.60	-3002.16	-12107.92	-111.02	5.97	-979.27	1.77	7.67		1.84	1.84	.328
		3.0	254.64	-2896.00	-10108.17	-108.14	6.32	-979.27	1.76	6.46		1.80	1.80	.286
		4.6	253.68	-2771.49	-8160.17	-105.36	6.67	-979.27	1.76	5.30		1.76	1.76	.245
		6.1	252.72	-2646.74	-6282.05	-102.68	7.00	-979.27	1.75	4.18		1.73	1.73	.206
603- 653	JL5- 1	0.0	1147.01	-5058.59	5143.43	54.01	53.35	3.90	7.94	4.79		1.06	1.06	.442
		1.5	1146.05	-4907.40	4157.80	53.23	50.92	3.90	7.93	3.95		1.02	1.02	.413
		3.0	1145.09	-3999.71	3200.54	51.68	48.56	3.90	7.92	3.15		.98	.98	.385
		4.6	1144.13	-3134.13	2271.09	50.14	46.31	3.90	7.92	2.38		.95	.95	.358
		6.1	1143.17	-2309.06	1368.57	48.73	44.12	3.90	7.91	1.65		.91	.91	.332
606- 656	JL5- 1	0.0	-1429.34	6147.12	-772.03	6.21	-48.51	-630.36	-9.89	-3.81		.87	.87	.476
		1.5	-1430.30	5283.90	-910.90	7.91	-46.11	-630.36	-9.90	-3.29		.84	.84	.453
		3.0	-1431.25	4403.94	-1028.21	5.05	-43.77	-630.36	-9.90	-2.81		.80	.80	.442
		4.6	-1432.22	3585.89	-1124.82	4.13	-41.52	-630.36	-9.91	-2.37		.77	.77	.426
		6.1	-1433.18	2948.21	-1200.93	3.65	-39.54	-630.36	-9.92	-1.95		.74	.74	.412
631- 651	JL6- 1	0.0	252.80	-2678.45	-6250.26	-102.43	7.07	-960.29	1.75	4.18		1.72	1.72	.206
		1.5	252.47	-2551.89	-4417.23	-98.52	6.20	-960.29	1.75	3.13		1.67	1.67	.169
		3.0	252.95	-2379.59	-2654.73	-94.69	8.52	-960.29	1.75	2.19		1.61	1.61	.137
		4.6	253.03	-2221.15	-981.05	-90.98	6.83	-960.29	1.75	1.49		1.56	1.56	.112
		6.1	253.11	-2057.54	665.94	-87.38	9.13	-960.29	1.75	1.33		1.51	1.51	.107
652- 703	210- 1	0.0	-300.74	116.51	-612.47	.11	1.65	247.56	-0.03	-2.96		.96	.60	.301
		5.5	-300.82	161.39	-474.51	-4.26	.56	247.56	-0.03	-2.41		.78	.78	.324
		11.0	-300.86	164.53	-58.85	-0.52	-.86	247.56	-0.03	-.43		.96	.96	.278
		15.4	-300.90	69.68	614.52	-12.10	-2.01	247.56	-0.03	-2.94		1.13	1.13	.340
		21.9	-300.94	-97.50	1527.89	-15.92	-3.09	247.56	-0.03	-7.28		1.29	1.29	.483
653- 653	JL6- 1	0.0	1143.15	-2515.80	1357.13	47.57	45.97	.09	7.91	1.65		.92	.92	.332
		1.5	1143.22	-1510.20	509.76	45.53	42.55	.09	7.91	.98		.86	.86	.309
		3.0	1143.29	-769.91	-297.25	43.13	38.81	.09	7.91	.51		.80	.80	.292
		4.6	1143.37	-93.13	-1064.72	41.00	35.39	.09	7.91	.66		.75	.75	.293
		6.1	1143.44	521.99	-1793.80	38.93	32.05	.09	7.91	1.15		.70	.70	.315
654- 701	210- 1	0.0	-408.39	-61.37	756.50	-2.93	2.66	-161.43	-9.00	-3.91		.56	.56	.451
		5.5	-408.42	49.50	791.74	1.81	1.91	-161.43	-9.00	-3.79		.59	.59	.457
		11.0	-408.46	191.03	523.57	6.30	1.17	-161.43	-9.01	-2.65		.67	.67	.422
		15.5	-408.52	245.23	-31.53	10.53	.48	-161.43	-9.01	-1.18		.85	.85	.376
		21.9	-408.57	254.95	-856.29	14.51	-.18	-161.43	-9.01	-4.25		1.02	1.02	.471

S T R A W M E M B E R D E T A I L R E P O R T

LOAD CONDITION NO. 10

S-PILE ACRP STRUCTURE -- U.S. NAVY (42-IN. DIAMETER PILING) -- J.ATKINSON

MEMBER NUMBER	GROUP AND SECTN	DIST FROM END FT.	FORCE FX KIPS	MOMENT MY IN-KIPS	MOMENT MZ IN-KIPS	SHEAR FY KIPS	SHEAR FZ KIPS	TORSION MX IN-KIPS	AXIAL STRESS	BENDING STRESS Y	BENDING STRESS Z	Y SHEAR STRESS	Z SHEAR STRESS	COMB. UNITY CHECK
										KSI				
650= 700 210= 1		0.0	503.60	-441.59	-30.52	.00	-4.10	6.96	12.67	2.10		.20	.20	.520
		5.5	503.55	-580.14	-58.51	.25	-.35	6.96	12.67	2.80		.04	.04	.544
		11.0	503.50	-490.69	-83.91	-.07	3.21	6.96	12.66	2.35		.16	.16	.529
		16.4	503.43	-169.96	-49.89	-.35	6.50	6.96	12.66	.84		.30	.30	.476
		21.9	503.38	359.49	-15.10	-.81	9.55	6.96	12.65	1.71		.44	.44	.506
650= 650 JL0= 1		0.0	-1433.16	2986.21	-1200.94	5.05	-39.34	-630.36	-9.92	-1.96		.74	.74	.412
		1.5	-1433.11	2255.78	-1254.50	2.23	-36.56	-630.36	-9.92	-1.59		.70	.70	.400
		3.0	-1433.03	1615.36	-1282.57	.65	-33.85	-630.36	-9.92	-1.27		.66	.66	.388
		4.6	-1432.95	1019.45	-1285.86	-.48	-31.25	-630.36	-9.92	-1.01		.63	.63	.379
		6.1	-1432.88	472.24	-1285.35	-1.76	-28.73	-630.36	-9.92	-.83		.59	.59	.373
651= 701 JL0= 1		0.0	254.46	-2176.48	-409.21	-42.69	22.67	-1970.61	1.76	1.36		1.27	1.27	.106
		1.5	254.54	-1659.72	456.01	-38.69	23.05	-1970.61	1.76	1.06		1.23	1.23	.099
		3.5	254.62	-1194.83	1235.77	-34.56	23.43	-1970.61	1.76	1.08		1.18	1.18	.098
		5.3	254.72	-892.12	1932.92	-30.84	23.79	-1970.61	1.76	1.26		1.14	1.14	.105
		7.1	254.81	-1141.82	2549.99	-27.14	24.14	-1970.61	1.76	1.57		1.11	1.11	.116
653= 703 JL0= 1		0.0	1171.08	131.67	-1437.59	10.98	19.58	215.90	8.10	.89		.33	.38	.312
		1.8	1171.16	508.69	-1445.95	8.80	15.83	215.90	8.10	1.06		.32	.32	.318
		3.5	1171.24	807.04	-1404.50	6.30	12.21	215.90	8.10	1.21		.28	.28	.324
		5.3	1171.34	1029.46	-1914.83	4.07	8.70	215.90	8.11	1.34		.20	.20	.328
		7.1	1171.42	1176.44	-1978.50	1.92	5.31	215.90	8.11	1.42		.14	.14	.331
650= 700 JL0= 1		0.0	-1432.90	472.24	-1285.04	-1.76	-28.07	-630.95	-9.92	-.83		.58	.58	.373
		1.8	-1432.81	-95.15	-1212.07	-3.20	-25.25	-630.95	-9.91	-.75		.55	.55	.370
		3.5	-1432.72	-603.60	-1129.03	-4.59	-22.53	-630.95	-9.91	-.79		.51	.51	.372
		5.3	-1432.63	-1055.47	-1017.09	-5.92	-19.93	-630.95	-9.91	-.90		.48	.48	.376
		7.1	-1432.54	-1452.88	-877.36	-7.20	-17.42	-630.95	-9.91	-1.04		.45	.45	.381
701= 702 157= 1		0.0	-55.86	7.49	-69.08	2.44	-.30	12.98	-3.83	-2.04		.49	.49	.253
		4.7	-55.86	-5.13	-164.94	.33	-.19	12.98	-3.83	-3.81		.20	.20	.307
		9.4	-55.86	-14.59	-126.94	-1.74	-.12	12.98	-3.83	-2.92		.39	.39	.280
		14.1	-55.86	-19.51	29.16	-3.80	-.06	12.98	-3.83	-.80		.67	.67	.216
		18.8	-55.86	-21.00	301.05	-5.85	.00	12.98	-3.83	-6.89		.95	.95	.401
701= 704 157= 1		0.0	56.97	67.99	-67.05	2.49	-.65	2.05	2.54	2.52		.38	.38	.176
		4.7	56.95	34.60	-164.21	.39	-.54	2.05	2.53	3.92		.11	.11	.224
		9.4	56.93	7.28	-131.20	-1.71	-.43	2.05	2.53	3.00		.26	.26	.192
		14.1	56.91	-13.97	23.80	-3.81	-.32	2.05	2.53	.63		.55	.55	.110
		18.8	56.88	-29.14	296.96	-5.90	-.22	2.05	2.53	6.81		.83	.83	.324
701= 801 JL7= 1		0.0	-182.41	716.36	2401.18	-15.05	-4.46	-531.97	-2.58	-3.63		.80	.80	.224
		8.6	-178.51	289.73	3615.91	-.28	-3.82	-531.97	-2.53	-4.61		.45	.45	.254
		17.2	-174.59	-79.01	2928.20	13.29	-3.35	-531.97	-2.47	-3.72		.73	.73	.221
		25.9	-170.29	-409.02	922.90	25.22	-3.06	-531.97	-2.41	-1.26		1.06	1.06	.134
		34.5	-166.16	-724.51	-2237.44	35.73	-3.04	-531.97	-2.35	-2.99		1.35	1.35	.191

STRAN MEMBER DETAIL REPORT

DATE 08/30/74

LOAD CONDITION NO. 10

3-PILE ACMR STRUCTURE -- U.S. NAVY (42-IN. DIAMETER PILING) -- J.ATKINSON

MEMBER NUMBER	GROUP AND SECTN	DIST FROM END FT.	FORCE FX KIPS	MOMENT MY IN-KIPS	MOMENT MZ IN-KIPS	SHEAR FORCE FY KIPS	SHEAR FORCE FZ KIPS	TORSION MX IN-KIPS	AXIAL STRESS	BENDING STRESS Y	BENDING STRESS Z	Y SHEAR STRESS	Z SHEAR STRESS	COMB. UNITY CHECK
									KSI					
701- 806	200- 1	0.0	277.74	738.01	542.09	13.51	-7.90	-24.93	7.30	6.48		.89	.89	.679
		13.6	277.88	-190.34	-423.28	5.24	-3.58	-24.93	7.30	3.65		.40	.40	.380
		27.2	277.93	-463.21	-886.07	-1.68	.15	-24.93	7.31	5.60		.17	.17	.445
		40.8	278.03	-171.96	-67.10	-7.99	5.34	-24.93	7.31	1.03		.53	.53	.290
		54.4	278.10	601.65	1676.81	-13.23	8.05	-24.93	7.31	9.97		.83	.83	.600
702- 703	137- 1	0.0	-65.84	-26.53	101.02	4.13	.40	-11.63	-4.52	-3.72		.70	.70	.339
		4.7	-65.84	-2.79	-14.44	2.11	.44	-11.63	-4.52	-.34		.43	.43	.235
		9.4	-65.84	22.20	-77.30	.13	.45	-11.63	-4.52	-1.84		.20	.20	.281
		14.1	-65.84	47.89	-29.45	-1.83	.46	-11.63	-4.52	-1.28		.39	.39	.268
		18.8	-65.84	74.09	127.44	-3.75	.46	-11.63	-4.52	-3.36		.65	.65	.331
702- 704	127- 1	0.0	.06	10.92	-1.74	.00	-.24	-5.01	.01	.37		.12	.12	.013
		4.7	.06	-1.49	-1.76	.00	-.20	-5.01	.01	.08		.12	.12	.003
		9.4	.06	-10.34	-1.79	.00	-.11	-5.01	.01	.35		.10	.10	.012
		14.1	.06	-14.05	-1.82	.00	-.02	-5.01	.01	.47		.09	.09	.017
		18.8	.06	-12.47	-1.84	.00	.07	-5.01	.01	.42		.10	.10	.015
702- 705	127- 1	0.0	13.60	14.33	141.77	3.71	-.15	.60	1.14	4.75		.63	.63	.203
		4.7	13.62	6.93	-17.68	1.98	-.11	.60	1.14	.64		.30	.30	.062
		9.4	13.62	2.20	-78.19	.18	-.05	.60	1.14	2.62		.04	.04	.131
		14.1	13.62	.22	-38.35	-1.60	-.09	.60	1.14	1.28		.23	.23	.084
		18.8	13.61	2.61	101.95	-5.38	.09	.60	1.14	3.41		.58	.58	.158
703- 705	137- 1	0.0	25.62	103.59	80.66	.86	-.68	5.40	1.76	3.00		.21	.21	.165
		4.7	25.62	85.20	52.16	.86	-.68	5.40	1.76	1.66		.21	.21	.119
		9.4	25.62	27.36	-16.35	.86	-.56	5.40	1.76	.73		.21	.21	.086
		14.1	25.62	-8.37	-84.46	.86	-.61	5.40	1.76	1.49		.21	.21	.113
		18.8	25.62	-40.43	-113.38	.86	-.53	5.40	1.76	2.75		.20	.20	.156
703- 801	200- 1	0.0	284.48	782.72	-1683.83	-16.70	-6.50	-21.50	6.95	10.39		1.00	1.00	.602
		13.6	284.61	-19.72	329.93	-8.07	-5.36	-21.50	6.96	1.42		.52	.52	.305
		27.2	284.69	-330.85	1001.17	-.36	-.49	-21.50	6.96	5.90		.09	.09	.447
		40.8	284.76	-193.48	489.18	6.49	2.11	-21.50	6.95	2.94		.42	.42	.304
		54.4	284.82	339.18	-1077.13	12.58	8.37	-21.50	6.96	6.32		.76	.76	.461
703- 803	JL7- 1	0.0	810.98	2000.20	-1102.54	12.14	17.57	-677.19	11.47	2.90		1.03	1.03	.499
		8.5	815.08	3029.18	-1885.95	3.21	2.66	-677.19	11.53	4.54		.55	.55	.533
		17.2	819.20	2007.48	-1802.79	-4.65	-10.58	-677.19	11.59	4.03		.76	.76	.542
		25.9	823.33	684.92	-954.22	-11.82	-22.51	-677.19	11.65	1.65		1.15	1.15	.462
		34.5	827.43	-2006.25	574.56	-17.07	-33.26	-677.19	11.71	2.65		1.50	1.50	.499
704- 705	127- 1	0.0	-13.82	-3.84	155.30	3.89	-.16	5.56	-1.16	-5.13		.75	.75	.223
		4.7	-13.82	-10.07	-13.90	2.06	-.08	5.56	-1.16	-.57		.44	.44	.067
		9.4	-13.82	-11.02	-78.17	.23	.03	5.56	-1.16	-2.64		.13	.13	.139
		14.1	-13.82	-6.70	-39.42	-1.60	.12	5.56	-1.16	-1.34		.36	.36	.094
		18.8	-13.82	2.69	101.77	-3.43	.22	5.56	-1.16	-3.40		.67	.67	.165

STRAN WEAVER DETAIL REPORT

LOAD CONDITION NO. 10

3-PILE ACHR STRUCTURE -- U.S. NAVY (42-IN. DIAMETER PILING) -- J.ATKINSON

MEMBER NUMBER	GROUP AND SECTN	DIST FROM END FT.	FORCE FX KIPS	MOMENT MY IN-KIPS	MOMENT MZ IN-KIPS	SHEAR FORCE FY KIPS	SHEAR FORCE FZ KIPS	TORSION MX IN-KIPS	AXIAL STRESS	BENDING STRESS Y	BENDING STRESS Z	Y SHEAR STRESS	Z SHEAR STRESS	COMB. UNITY CHECK
									(KSI)					
706- 706	137-	0.0	47.19	-33.95	141.83	4.08	.02	-17.35	3.24	3.33		.76	.76	.228
		4.7	47.17	-29.99	-28.51	1.98	.12	-17.35	3.24	.95		.47	.47	.145
		9.4	47.17	-19.97	-82.12	-.08	.23	-17.35	3.24	1.93		.23	.23	.179
		14.1	47.17	-3.89	-19.55	-2.14	.34	-17.35	3.24	.45		.50	.50	.123
		18.8	47.16	15.27	158.90	-4.20	.45	-17.35	3.24	3.65		.73	.73	.257
705- 706	137- 1	0.0	-45.24	-35.24	90.34	.70	-.22	-1.85	3.10	2.21		.12	.12	.185
		4.7	-45.24	-44.54	51.10	.70	-.11	-1.85	3.10	1.55		.12	.12	.162
		9.4	-45.24	-47.76	11.98	.70	-.00	-1.85	3.10	1.12		.12	.12	.147
		14.1	-45.24	-44.93	-27.21	.70	.10	-1.85	3.10	1.20		.12	.12	.149
		18.8	-45.24	-36.03	-66.39	.70	.21	-1.85	3.10	1.72		.12	.12	.168
705- 803	200- 1	0.0	-524.06	-1216.68	159.60	1.20	10.52	-36.80	-13.78	-6.87		.66	.66	.995
		13.6	-523.96	-85.59	14.28	.60	5.49	-36.80	-13.77	-.97		.39	.39	.640
		27.2	-523.87	598.73	-34.48	.01	.00	-36.80	-13.77	-3.33		.15	.15	.620
		40.8	-523.77	368.82	8.20	-.53	-3.50	-36.80	-13.77	-2.06		.29	.29	.757
		54.4	-523.64	-524.39	130.52	-.94	-7.38	-36.80	-13.76	-3.02		.49	.49	.805
705- 806	JL7- 1	0.0	-740.81	-2207.32	-1384.64	3.18	-9.61	-310.81	-10.48	-3.32		.63	.63	.693
		8.5	-736.69	-2067.31	-1426.99	-2.28	.41	-310.81	-10.42	-3.85		.26	.26	.505
		17.2	-732.56	-2176.28	-944.35	-8.94	8.85	-310.81	-10.36	-3.02		.52	.52	.477
		25.9	-728.45	-879.72	-11.70	-11.00	16.01	-310.81	-10.31	-1.12		.75	.75	.417
		34.5	-724.35	1095.71	1310.04	-14.49	22.05	-310.81	-10.25	-2.17		.94	.94	.447
710- 810	P2- 1	0.0	-87.49	256.35	1503.31	21.56	-5.96	-1422.36	-.35	-.79		.47	.47	.091
		8.6	-93.80	-307.34	-546.29	21.56	-4.93	-1422.36	-.37	-.19		.47	.47	.021
		17.2	-100.12	-762.42	-2575.89	21.56	-3.89	-1422.36	-.40	-1.12		.47	.47	.054
		25.9	-106.43	-1108.77	-4805.49	21.56	-2.82	-1422.36	-.42	-2.06		.47	.47	.087
		34.5	-112.75	-1346.45	-7035.09	21.56	-1.77	-1422.36	-.45	-2.99		.47	.47	.121
711- 811	P2- 1	0.0	-1825.99	5816.55	4289.70	6.19	-5.00	-1736.18	-7.27	-3.01		.43	.43	.364
		8.6	-1832.30	5356.24	3650.05	6.19	-3.95	-1736.18	-7.29	-2.70		.42	.42	.356
		17.2	-1838.62	5002.61	3010.40	6.19	-2.89	-1736.18	-7.32	-2.43		.42	.42	.349
		25.9	-1844.93	4757.67	2370.75	6.19	-1.84	-1736.18	-7.34	-2.22		.41	.41	.343
		34.5	-1851.25	4621.41	1731.10	6.19	-.79	-1736.18	-7.37	-2.05		.41	.41	.339
712- 812	P2- 1	0.0	1652.44	-5251.48	2794.09	3.17	3.15	-1093.50	6.57	2.46		.25	.25	.314
		8.6	1648.12	-4971.59	2466.46	3.17	4.20	-1093.50	6.55	2.28		.27	.27	.307
		17.2	1639.81	-4382.40	2158.83	3.17	5.25	-1093.50	6.52	2.03		.23	.23	.297
		25.9	1633.49	-3784.50	1811.20	3.17	6.31	-1093.50	6.50	1.75		.23	.23	.286
		34.5	1627.18	-3077.69	1483.57	3.17	7.36	-1093.50	6.47	1.42		.29	.29	.274
801- 802	100- 1	0.0	-136.80	-42.64	-459.57	.05	-.19	24.74	-5.62	-5.01		.19	.19	.436
		5.9	-136.80	-52.98	-430.76	-1.35	-.10	24.74	-5.62	-4.74		.25	.25	.423
		11.8	-136.80	-57.44	-206.00	-3.50	-.02	24.74	-5.62	-2.97		.41	.41	.373
		17.7	-136.80	-56.04	37.20	-5.25	.06	24.74	-5.62	-.74		.57	.57	.306
		23.7	-136.80	-48.76	278.85	-7.20	.14	24.74	-5.62	-5.25		.73	.73	.448

STRAN MEMBER DETAIL REPORT

LOAD CONDITION NO. 10

3-PILE ACMR STRUCTURE -- U.S. NAVY (42-IN. DIAMETER PILING) -- J.ATKINSON

MEMBER NUMBER	GROUP AND SECTN	DIST FROM END FT.	FORCE FX KIPS	MOMENT MY IN-KIPS	MOMENT MZ IN-KIPS	SHEAR FORCE FY KIPS	SHEAR FORCE FZ KIPS	TORSION MX IN-KIPS	AXIAL STRESS	BENDING STRESS Y	BENDING STRESS Z	Y SHEAR STRESS	Z SHEAR STRESS	COMB. UNITY CHECK
801- 804	188- 1	0.0	-41.23	177.50	-448.74	.97	-.94	16.99	-1.69	-5.27		.20	.20	.268
		5.9	-41.22	113.95	-446.75	-1.02	-.85	16.99	-1.69	-5.04		.20	.20	.269
		11.8	-41.20	56.34	-303.62	-3.01	-.77	16.99	-1.69	-3.38		.35	.35	.202
		17.7	-41.19	6.69	-19.51	-5.00	-.63	16.99	-1.69	-.23		.51	.51	.092
		23.7	-41.20	-32.94	405.41	-6.97	-.49	16.99	-1.69	-4.45		.67	.67	.239
301-1001	JL8- 1	0.0	-15.01	-541.28	-2049.52	-22.10	1.90	-345.65	-.21	-2.69		.85	.85	.101
		8.8	-10.91	-348.01	-269.08	-12.48	1.80	-345.65	-.15	-.56		.58	.58	.025
		17.2	-6.83	-174.24	501.29	-3.70	1.53	-345.65	-.10	-.75		.33	.33	.030
		25.9	-2.74	-37.43	519.30	4.29	1.06	-345.65	-.04	-.46		.34	.34	.024
		34.5	1.35	31.01	-197.62	8.09	.29	-345.65	.02	.25		.47	.47	.009
801-1002	180- 1	0.0	-178.35	-260.98	370.16	5.90	3.35	46.75	-7.53	-4.95		.91	.91	.522
		10.4	-179.30	43.60	-170.32	2.64	1.57	46.75	-7.52	-1.92		.52	.52	.411
		20.8	-178.24	135.15	-347.16	.04	-.08	46.75	-7.52	-4.07		.25	.25	.489
		31.1	-178.21	28.55	-190.61	-2.51	-1.60	46.75	-7.52	-2.11		.50	.50	.417
		41.5	-178.18	-229.88	218.20	-5.75	-2.37	46.75	-7.52	-5.45		.92	.92	.467
301-1004	180- 1	0.0	193.55	325.21	324.15	5.68	-3.81	54.24	7.95	5.02		.85	.85	.450
		10.4	193.62	-21.78	-169.23	2.62	-1.31	54.24	7.95	2.03		.55	.55	.340
		20.8	193.68	-138.18	-339.50	-.16	-.07	54.24	7.95	4.01		.31	.31	.415
		31.1	193.73	-85.60	-157.03	-2.70	1.52	54.24	7.96	1.79		.55	.55	.338
		41.5	193.79	201.34	209.96	-3.62	2.23	54.24	7.96	3.68		.66	.66	.404
802- 803	188- 1	0.0	-145.74	-51.16	303.20	4.42	.70	-44.20	-5.99	-3.36		.61	.61	.404
		5.9	-145.74	1.29	-59.06	2.47	.78	-44.20	-5.99	-.65		.45	.45	.319
		11.8	-145.74	54.61	-47.98	.56	.86	-44.20	-5.99	.84		.33	.33	.328
		17.7	-145.74	125.80	-20.62	-1.33	.95	-44.20	-5.99	-1.37		.38	.38	.350
		23.7	-145.74	193.67	141.01	-3.22	1.03	-44.20	-5.99	-2.62		.52	.52	.391
802- 804	148- 1	0.0	1.21	35.49	31.64	.28	-.34	-12.94	.10	1.59		.29	.29	.059
		5.9	1.21	13.77	11.87	.28	-.26	-12.94	.10	.61		.28	.28	.025
		11.8	1.21	-3.75	-7.89	.28	-.22	-12.94	.10	.29		.28	.28	.014
		17.7	1.21	-17.07	-27.66	.28	-.18	-12.94	.10	1.09		.27	.27	.041
		23.7	1.21	-25.29	-47.42	.28	-.10	-12.94	.10	1.81		.27	.27	.065
802- 805	148- 1	0.0	13.67	31.95	144.00	2.84	-.22	8.13	1.15	4.93		.61	.61	.211
		5.9	13.66	18.57	-9.91	1.49	-.18	8.13	1.15	.70		.39	.39	.084
		11.8	13.64	9.39	-67.99	.14	-.10	8.13	1.15	2.30		.16	.16	.119
		17.7	13.65	4.41	-69.30	-1.23	-.04	8.13	1.15	.99		.34	.34	.074
		23.7	13.68	3.62	107.20	-2.61	.02	8.13	1.15	3.59		.57	.57	.164
803- 805	188- 1	0.0	108.99	353.52	82.01	.98	-1.58	1.97	6.94	3.97		.15	.15	.379
		5.9	108.99	245.59	12.19	.98	-1.48	1.97	6.94	2.69		.16	.16	.334
		11.8	108.99	143.54	-57.63	.98	-1.40	1.97	6.94	1.69		.15	.15	.300
		17.7	108.99	47.55	-127.45	.98	-1.31	1.97	6.94	1.49		.15	.15	.293
		23.7	108.99	-42.96	-197.27	.98	-1.23	1.97	6.94	2.21		.14	.14	.318

S I M A N M E M B E R D E T A I L R E P O R T

LOAD CONDITION NO. 1)

3-PILE ACAP STRUCTURE -- U.S. NAVY (42-IN. DIAMETER PILING) -- J.ATKINSON

MEMBER NUMBER	GROUP AND SECTN	DIST FROM END FT.	FORCE FX KIPS	MOMENT MY IN-KIPS	MOMENT MZ IN-KIPS	SHEAR FORCE FY KIPS	SHEAR FORCE FZ KIPS	TORSION MX IN-KIPS	AXIAL STRESS	BENDING STRESS Y	STRESS Z	Y SHEAR STRESS	Z SHEAR STRESS	COMB. UNITY CHECK
											KSI			
803-1002	1GD- 1	0.0	177.42	235.62	-605.93	-5.79	-2.44	56.41	7.29	7.12		.90	.90	.500
		10.4	177.47	11.41	29.00	-3.45	-1.22	56.41	7.29	.34		.61	.61	.285
		20.8	177.54	-70.09	262.23	-.34	-.12	56.41	7.29	2.97		.34	.34	.356
		31.1	177.56	-20.84	125.04	2.46	.87	56.41	7.29	1.39		.52	.52	.301
		41.5	177.61	124.30	-291.96	8.97	1.34	56.41	7.30	3.47		.64	.64	.374
803-1003	JL0- 1	0.0	-7.74	-1069.29	357.67	11.46	19.94	-746.93	.68	1.43		1.13	1.13	.073
		9.3	51.64	459.23	-525.86	5.73	9.95	-746.93	.73	.90		.80	.80	.057
		17.2	55.94	1009.83	-843.90	.49	.63	-746.93	.79	1.67		.50	.50	.069
		25.9	60.04	810.46	-640.83	-4.55	-8.11	-746.93	.85	1.13		.73	.73	.069
		34.5	64.15	-544.52	-10.74	-7.48	-14.06	-746.93	.91	.72		.93	.93	.056
805-1005	1GD- 1	0.0	362.22	497.00	57.09	.83	-5.79	25.34	14.88	5.47		.61	.61	.707
		10.4	362.27	-30.05	-17.82	.36	-2.72	25.34	14.88	.33		.35	.35	.530
		20.8	362.32	-190.80	-39.51	-.02	.10	25.34	14.88	2.13		.14	.14	.591
		31.1	362.36	-14.59	-11.99	-.40	2.65	25.34	14.88	.21		.35	.35	.524
		41.5	362.42	400.74	59.27	-.55	3.72	25.34	14.89	4.41		.44	.44	.670
804- 805	1GD- 1	0.0	-14.89	-24.19	176.35	3.02	-.03	5.70	-1.25	-3.95		.62	.62	.261
		5.9	-14.89	-24.19	9.92	1.55	.03	5.70	-1.25	-.87		.39	.39	.085
		11.8	-14.89	-19.99	-59.92	.30	.09	5.70	-1.25	-2.11		.17	.17	.123
		17.7	-14.89	-11.80	-33.29	-1.05	.15	5.70	-1.25	-1.15		.29	.29	.095
		23.7	-14.89	.99	90.28	-2.44	.21	5.70	-1.25	-3.02		.52	.52	.159
804- 806	1GD- 1	0.0	-30.29	-28.55	181.66	3.50	-.56	-36.47	-1.24	-2.01		.49	.49	.132
		5.9	-30.31	-63.04	1.86	1.57	-.41	-36.47	-1.24	-.69		.33	.33	.085
		11.8	-30.32	-87.48	-42.15	-.33	-.27	-36.47	-1.25	-1.06		.23	.23	.099
		17.8	-30.33	-101.82	49.20	-2.24	-.13	-36.47	-1.25	-1.24		.38	.38	.103
		23.7	-30.32	-190.08	275.65	-4.15	.01	-36.47	-1.25	-3.23		.54	.54	.174
805- 806	1GD- 1	0.0	187.65	-28.80	.21	-.20	-1.01	-1.31	7.71	.31		.09	.09	.279
		5.9	187.65	-97.25	14.08	-.20	-.92	-1.31	7.71	1.07		.08	.08	.305
		11.8	187.65	-156.39	27.95	-.20	-.79	-1.31	7.71	1.76		.07	.07	.329
		17.8	187.65	-204.84	41.82	-.20	-.65	-1.31	7.71	2.34		.06	.06	.349
		23.7	187.65	-250.81	55.69	-.20	-.51	-1.31	7.71	2.81		.05	.05	.365
806-1004	1GD- 1	0.0	-195.59	-195.53	-637.34	-5.87	2.05	42.29	-8.03	-7.29		.82	.82	.637
		10.4	-195.52	-4.52	7.63	-3.54	.99	42.29	-8.03	-.10		.53	.53	.377
		20.8	-195.51	55.03	257.78	-.50	-.00	42.29	-8.03	-2.48		.27	.27	.481
		31.1	-195.48	-4.34	139.30	2.53	-.95	42.29	-8.03	-1.52		.44	.44	.430
		41.5	-195.48	-149.08	-253.56	3.01	-1.25	42.29	-8.03	-3.22		.55	.55	.494
805-1005	1GD- 1	0.0	-363.19	-587.67	77.15	.93	5.94	6.12	-14.92	-6.48		.53	.53	1.010
		10.4	-363.15	-20.45	-9.17	.47	3.07	6.12	-14.92	-.33		.29	.29	.709
		20.8	-363.11	182.23	-42.00	.05	.35	6.12	-14.91	-2.04		.05	.05	.793
		31.1	-363.05	65.79	-23.92	-.53	-2.19	6.12	-14.91	-.75		.22	.22	.733
		41.5	-362.98	-312.05	32.91	-.53	-3.55	6.12	-14.91	-3.44		.33	.33	.861

LOAD CONDITION NO. 10

3-PILE ACMR STRUCTURE -- U.S. NAVY (42-IN. DIAMETER PILING) -- J.ATKINSON

MEMBER NUMBER	GROUP AND SECTN	DIST FROM END FT.	FORCE FX KIPS	MOMENT MY IN-KIPS	MOMENT MZ IN-KIPS	SHEAR FORCE FY KIPS	SHEAR FORCE FZ KIPS	TORSION MX IN-KIPS	AXIAL STRESS	BENDING STRESS Y	BENDING STRESS Z	Y SHEAR STRESS	Z SHEAR STRESS	COMB. UNITY CHECK
									KSI					
809-1009	JL8= 1	0.0	-55.36	788.74	1615.47	9.46	-9.36	-890.57	-1.22	-2.29		.94	.94	.125
		8.6	-82.25	95.83	800.51	6.36	-4.19	-890.57	-1.16	-1.02		.78	.78	.079
		17.2	-78.13	-107.58	285.89	3.05	.13	-890.57	-1.11	-.39		.67	.67	.055
		25.9	-74.03	96.37	55.57	1.32	3.66	-890.57	-1.05	-.13		.68	.68	.043
		34.5	-69.94	536.58	-49.89	-.78	4.03	-890.57	-.99	-.69		.68	.68	.061
810-1010	P2= 1	0.0	-112.75	-1340.11	-7035.82	21.58	3.67	-1335.31	-.45	-2.98		.45	.45	.129
		8.6	-114.07	-905.08	-9267.50	21.58	4.73	-1335.31	-.47	-3.88		.45	.45	.153
		17.2	-165.38	-362.79	-11499.18	21.58	5.78	-1335.31	-.50	-4.79		.46	.46	.185
		25.9	-151.70	289.16	-13730.86	21.58	6.83	-1335.31	-.52	-5.72		.46	.46	.218
		34.5	-154.01	1049.96	-15962.54	21.58	7.88	-1335.31	-.55	-6.67		.46	.46	.252
811-1011	P2= 1	0.0	-1851.21	4622.68	1726.96	5.93	-40.13	-2276.81	-7.37	-2.06		.80	.80	.339
		8.6	-1857.52	527.25	1114.06	5.93	-39.08	-2276.81	-7.39	-.51		.79	.79	.293
		17.2	-1863.84	-3459.34	501.16	5.93	-38.03	-2276.81	-7.42	1.05		.78	.78	.323
		25.9	-1870.16	-7357.06	-111.74	5.93	-36.97	-2276.81	-7.44	3.05		.77	.77	.372
		34.5	-1876.47	-11105.94	-724.64	5.93	-35.92	-2276.81	-7.47	4.64		.75	.75	.422
812-1012	P2= 1	0.0	1627.14	-3077.69	1481.15	3.17	29.70	-2509.56	6.47	1.92		.76	.76	.274
		8.6	1620.83	97.31	1153.54	3.17	30.75	-2509.56	6.45	.48		.77	.77	.241
		17.2	1614.51	3251.02	825.93	3.17	31.80	-2509.56	6.42	1.41		.78	.78	.272
		25.9	1608.19	6023.44	498.31	3.17	32.85	-2509.56	6.40	2.77		.79	.79	.318
		34.5	1601.88	10074.57	170.70	3.17	33.90	-2509.56	6.37	4.20		.79	.79	.367
1001-1002	150= 1	0.0	-7.80	-154.61	-737.89	-2.35	1.00	-129.92	-.28	-6.44		.74	.74	.239
		7.1	-7.80	-75.21	-527.53	-2.56	.86	-129.92	-.28	-4.55		.75	.75	.173
		14.3	-7.80	-8.04	-298.73	-2.78	.71	-129.92	-.28	-2.55		.76	.76	.104
		21.4	-7.80	46.84	-48.52	-3.06	.57	-129.92	-.28	-.58		.78	.78	.035
		28.6	-7.80	89.56	226.07	-3.35	.43	-129.92	-.28	2.08		.80	.80	.087
1001-1004	150= 1	0.0	1.50	149.60	-733.22	-2.32	-.70	-99.77	.05	6.40		.60	.60	.224
		7.1	1.50	83.75	-524.75	-2.52	-.86	-99.77	.05	4.54		.62	.62	.160
		14.3	1.49	5.41	-301.71	-2.68	-.99	-99.77	.05	2.58		.63	.63	.091
		21.4	1.48	-85.14	-65.03	-2.84	-1.13	-99.77	.05	.92		.65	.65	.034
		28.6	1.47	-187.93	185.30	-3.00	-1.27	-99.77	.05	2.25		.66	.66	.080
1002-1003	150= 1	0.0	-219.89	-230.87	-13.20	-.59	1.65	54.02	-8.00	-1.98		.36	.36	.503
		7.1	-219.89	-95.26	49.42	-.84	1.51	54.02	-8.00	-.92		.36	.36	.455
		14.3	-219.89	20.11	138.93	-1.21	1.37	54.02	-8.00	-1.21		.36	.36	.457
		21.4	-219.89	139.23	255.49	-1.50	1.23	54.02	-8.00	-2.49		.37	.37	.504
		28.6	-219.89	258.11	396.80	-1.79	1.08	54.02	-8.00	-3.95		.38	.38	.556
1002-1004	150= 1	0.0	.42	164.64	59.95	.36	-.94	-18.95	.04	5.87		.49	.49	.205
		7.1	.42	84.19	29.56	.36	-.94	-18.95	.04	2.98		.49	.49	.105
		14.3	.42	3.53	-1.23	.36	-.94	-18.95	.04	.13		.49	.49	.006
		21.4	.42	-77.12	-31.82	.36	-.94	-18.95	.04	2.79		.49	.49	.098
		28.6	.42	-157.77	-62.41	.36	-.94	-18.95	.04	5.47		.49	.49	.198

3-PILE ACHR STRUCTURE -- U.S. NAVY (42-IN. DIAMETER PILING) -- J.AIKINSON

MEMBER NUMBER	GROUP AND SECT.	DIST FROM END FT.	FORCE FX KIPS	MOMENT MY IN-KIPS	MOMENT MZ IN-KIPS	SHEAR FORCE FY KIPS	SHEAR FORCE FZ KIPS	TORSION MX IN-KIPS	AXIAL STRESS	BENDING STRESS Y	BENDING STRESS Z	Y SHEAR STRESS	Z SHEAR STRESS	COMB. UNITY CHECK
										KSI				
1002-1005	140- 1	0.0	11.70	91.60	52.57	.42	-.42	12.91	.98	3.53		.32	.32	.157
		7.1	11.72	55.91	21.95	.30	-.42	12.91	.98	2.01		.30	.30	.104
		14.3	11.74	20.22	.25	.20	-.42	12.91	.99	.68		.29	.29	.058
		21.4	11.77	-15.47	-13.09	.11	-.42	12.91	.99	.66		.29	.29	.058
		28.5	11.79	-51.16	-18.05	.01	-.42	12.91	.99	1.81		.29	.29	.097
1003-1005	180- 1	0.0	-149.74	514.04	-255.55	-.00	-2.17	-8.67	-7.27	-4.90		.21	.21	.573
		7.1	-149.74	321.69	-166.92	-.00	-2.31	-8.67	-7.27	-3.16		.22	.22	.503
		14.3	-149.74	117.50	-118.50	-.00	-2.46	-8.67	-7.27	-1.43		.22	.22	.432
		21.4	-149.74	-99.14	-50.06	-.00	-2.60	-8.67	-7.27	-.95		.23	.23	.417
		28.5	-149.74	-320.01	19.34	-.00	-2.74	-8.67	-7.27	-2.81		.24	.24	.496
1004-1005	140- 1	0.0	-11.80	-107.07	54.66	.58	.49	8.54	-.97	-4.02		.25	.25	.186
		7.1	-11.80	-64.04	25.52	.51	.49	8.54	-.97	-2.33		.24	.24	.127
		14.3	-11.80	-22.00	2.50	.23	.49	8.54	-.97	-.76		.23	.23	.072
		21.4	-11.80	19.03	-14.22	.15	.49	8.54	-.97	-.81		.23	.23	.074
		28.5	-11.80	61.07	-20.76	.01	.49	8.54	-.97	-2.16		.23	.23	.122
1004-1006	180- 1	0.0	232.76	135.44	-1.65	-.76	-.80	95.86	8.47	1.16		.49	.49	.334
		7.1	232.79	80.30	69.00	-.00	-.95	95.86	8.47	.76		.50	.50	.321
		14.3	232.81	-26.93	144.70	-.97	-1.09	95.86	8.47	1.29		.52	.52	.339
		21.4	232.76	-126.48	235.14	-1.04	-1.23	95.86	8.47	2.28		.53	.53	.373
		28.5	232.76	-236.27	326.35	-1.08	-1.36	95.86	8.47	3.45		.54	.54	.414
1005-1006	180- 1	0.0	231.40	352.51	3.10	-.01	-2.15	-2.43	8.42	3.01		.17	.17	.397
		7.1	231.40	182.20	54.99	-.01	-2.29	-2.43	8.42	1.46		.18	.18	.343
		14.3	231.40	-40.23	106.87	-.01	-2.43	-2.43	8.42	.98		.19	.19	.326
		21.4	231.40	-254.97	158.76	-.01	-2.56	-2.43	8.42	2.57		.20	.20	.382
		28.5	231.40	-481.95	210.65	-.01	-2.72	-2.43	8.42	4.49		.21	.21	.446

SIKAN GROUP SUMMARY REPORT

3-PILE ACMA STRUCTURE -- U.S. NAVY (42-IN. DIAMETER PILING) -- J.ATKINSON

MEMBER GROUP ID	THREE MOST RESTRICTIVE MEMBERS /---FIRST---/ MEMBER NO.	MAX. U. CK	LD. CN.	/---SECOND---/ MEMBER NO.	MAX. U. CK	LD. CN.	/---THIRD---/ MEMBER NO.	MAX. U. CK	LD. CN.	TOTAL	NUMBER OF MEMBERS IN GROUP WITH UNITY CK GT 1.33	WITH UNITY CK GT 1.00	WITH UNITY CK LT .50
P19	203= 205	.84	7	205= 206	.78	10	201= 204	.78	7	12	0	0	4
GAL	305= 406	1.15	7	301= 401	.69	7	303= 403	.86	8	9	0	1	3
P08	202= 204	.10	7	102= 104	.08	7	202= 205	.06	10	6	0	0	6
120	205= 301	1.02	10	201= 305	.77	7	203= 306	.64	7	3	0	1	0
125	301= 306	.85	10	301= 305	.60	9	305= 306	.64	7	3	0	0	0
JL4	403= 505	.47	7	403= 503	.46	7	401= 501	.44	7	3	0	0	3
P1	512= 712	.55	7	505= 512	.55	7	511= 711	.47	10	6	0	0	4
165	504= 506	.91	7	501= 504	.86	7	503= 505	.59	10	6	0	0	2
JL5	501= 601	.72	7	503= 603	.67	7	506= 606	.66	7	6	0	0	1
210	506= 636	.81	7	503= 635	.77	8	635= 706	.64	7	6	0	0	2
165	502= 505	.32	10	504= 505	.30	8	502= 504	.18	8	3	0	0	3
JL6	656= 656	.47	8	656= 706	.42	8	651= 651	.37	7	6	0	0	6
137	701= 702	.40	10	701= 704	.38	9	702= 703	.36	8	6	0	0	6
JL7	706= 806	.59	7	703= 803	.59	9	701= 801	.50	7	3	0	0	1
200	706= 803	1.00	10	701= 806	.90	7	703= 801	.68	9	3	0	0	0
167	704= 705	.23	10	702= 705	.21	9	702= 704	.14	7	3	0	0	3
P2	812=1012	.50	7	P11=1011	.42	10	712= 812	.41	7	6	0	0	6
180	805= 806	.53	7	803= 805	.49	7	801= 802	.48	10	6	0	0	5
JL8	805=1006	.14	9	801=1001	.12	8	803=1003	.09	10	3	0	0	3
185	806=1005	1.01	10	803=1005	.97	9	801=1004	.90	7	6	0	1	0
190	804= 805	.25	10	802= 805	.22	9	802= 804	.15	7	3	0	0	3
195	1005=1006	.67	7	1004=1006	.66	7	1003=1005	.57	10	6	0	0	2
140	1002=1004	.21	7	1002=1005	.19	7	1004=1005	.19	10	3	0	0	3
	^= 0	0.00	0							1	0	0	1
							TOTAL MEMBERS			118	0	3	67

STRAN UNITY CHECK SUMMARY REPORT

DATE 08/30/76

S-PILE ACMR STRUCTURE -- U.S. NAVY (42-IN. DIAMETER PILING) -- J.ATKINSON

THREE HIGHEST UNITY CHECKS G.I. 1.00

MEMBER NUMBER	MEMBER GROUP ID	FIRST HIGHEST UNITY CHECK	FIRST HIGHEST LD. CN.	SECOND HIGHEST UNITY CHECK	SECOND HIGHEST LD. CN.	THIRD HIGHEST UNITY CHECK	THIRD HIGHEST LD. CN.
306- 406	DRL	1.15	7	.98	8	.88	9
206- 301	120	1.02	10	.79	8	.69	7
906-1005	160	1.01	10	.86	8	.74	9

3-PILE ACNR STRUCTURE -- U.S. NAVY (42-IN. DIAMETER PILING) -- J.ATKINSON

MEMBER NO.	GROUP ID	MAXIMUM COMBINED UNITY CK	UNITY CHECK COMPONENT VALUES AXIAL	Y-AXIS	Z-AXIS	LOAD COND NO.	DIST FROM END(FT)	CONTROLLING MEMBER ACTIONS FORCE FA KIPS	TORSION MX IN-KIPS	MOMENT MY IN-KIPS	MOMENT MZ IN-KIPS	NEXT TWO HIGH CASES COMBINED UNITY CK	LD CN	COMBINED UNITY CK	LD CN
503- 503 210-01		.709	.445	.315	.006	8	0.0	581.75	-171.14	1923.96	-255.63	.761	10	.741	7
504- 505 125-01		.298	.089	.033	.177	8	15.2	-27.04	-1.54	-71.94	165.75	.292	7	.211	9
504- 506 105-01		.713	.507	.395	.012	7	15.2	-366.14	41.90	1251.54	231.56	.736	9	.711	8
505- 510 105-01		.548	.195	.325	.027	9	15.2	184.20	-73.48	1086.60	313.43	.536	7	.517	10
506- 606 JL5-01		.457	.381	.266	.011	7	0.0	1585.50	447.96	-12695.75	2532.51	.645	8	.557	10
506- 634 210-01		.404	.368	.263	.061	7	0.0	606.21	96.32	1820.83	1012.37	.727	8	.658	9
510- 710 P1-01		.277	.169	.108	.000	8	0.0	-1073.78	-552.09	-6672.97	-75.09	.268	7	.162	10
511- 711 P1-01		.436	.284	.124	.053	10	0.0	-1884.70	-315.62	-9411.17	6069.73	.446	9	.293	7
512- 712 P1-01		.555	.342	.213	.000	7	0.0	-2178.05	561.59	-13090.60	-269.96	.513	8	.464	9
601- 631 JL5-01		.518	.235	.036	.248	7	0.0	-471.57	504.45	4768.05	12444.69	.482	8	.342	9
603- 633 JL5-01		.495	.261	.100	.065	9	0.0	-1169.51	168.87	6554.78	-5855.80	.452	7	.442	10
606- 636 JL5-01		.553	.380	.164	.008	7	0.0	1581.67	447.96	-7889.35	1740.02	.549	8	.476	10
631- 651 JL6-01		.367	.234	.023	.111	7	0.0	-975.44	494.29	2597.48	5725.76	.338	6	.227	9
632- 703 210-01		.403	.230	.001	.252	10	21.9	-300.94	247.56	-97.50	1527.69	.470	9	.227	7
633- 653 JL6-01		.354	.202	.045	.027	9	0.0	-1173.32	174.00	2668.03	-2048.24	.332	10	.292	7
634- 701 210-01		.576	.402	.010	.085	8	21.9	-579.09	-99.68	202.26	-597.59	.571	7	.471	10
635- 706 210-01		.648	.500	.001	.143	7	21.9	-600.72	163.58	90.95	956.15	.604	6	.553	9
636- 656 JL6-01		.467	.376	.067	.003	8	0.0	-1565.59	-340.19	4171.60	-825.68	.465	7	.412	10
651- 701 JL6-01		.647	.245	.004	.040	7	7.1	-1011.95	1234.32	-619.57	-1944.51	.255	8	.134	9
653- 703 JL6-01		.353	.298	.027	.035	9	7.1	-1224.84	-56.54	-1910.32	2172.27	.331	10	.221	7
656- 706 JL6-01		.425	.376	.046	.002	8	7.1	-1562.96	-340.50	-2192.63	466.67	.406	7	.381	10
701- 732 157-01		.401	.190	.001	.209	10	16.8	-55.06	12.98	-21.00	301.05	.367	9	.351	8
701- 734 157-01		.376	.150	.002	.227	9	10.8	-43.67	-8.47	-20.80	-287.29	.324	10	.212	8
701- 801 JL7-01		.504	.165	.038	.102	7	8.8	-332.87	300.80	-1656.95	-2706.79	.280	8	.254	10
701- 838 200-01		.695	.500	.236	.062	7	0.0	-479.87	10.52	-1013.96	-519.83	.739	9	.678	8
702- 703 157-01		.359	.175	.006	.179	8	0.0	-51.20	-7.98	-44.36	261.37	.339	10	.300	7
702- 704 127-01		.136	.028	.000	.107	7	0.0	-0.18	6.90	-5.01	92.53	.131	8	.022	9
702- 705 127-01		.210	.046	.001	.163	9	0.0	-13.54	-.97	-8.97	-140.66	.205	10	.120	7
703- 705 157-01		.221	.029	.008	.184	8	10.8	12.27	-3.13	-47.82	-236.58	.210	7	.165	10
703- 801 200-01		.679	.328	.032	.318	9	0.0	-262.20	24.34	-514.40	1614.20	.602	10	.338	7
703- 803 JL7-01		.564	.460	.065	.043	9	8.8	-875.58	745.41	-2669.61	1886.29	.558	10	.470	7
704- 705 127-01		.225	.047	.000	.178	10	0.0	-13.62	5.56	-3.84	153.30	.222	8	.213	9
704- 706 157-01		.303	.105	.018	.100	9	10.8	-54.26	20.70	61.95	-155.12	.239	10	.209	7
705- 706 157-01		.202	.042	.053	.067	7	10.8	-24.07	-7.82	100.94	112.68	.196	9	.185	10
706- 803 200-01		.695	.456	.534	.006	10	0.0	-524.06	-30.80	-1216.68	159.60	.931	8	.770	9
706- 836 JL7-01		.594	.439	.155	.000	7	8.8	894.30	-194.96	3504.27	26.34	.590	8	.505	10
710- 810 P2-01		.255	.167	.003	.066	8	34.5	-1115.36	-505.08	1129.41	-5339.83	.208	7	.121	10
711- 811 P2-01		.364	.275	.054	.052	10	0.0	-1625.99	-1736.18	5818.55	4249.70	.320	9	.253	8
712- 812 P2-01		.411	.324	.063	.000	7	0.0	-2194.30	-303.22	6488.62	-170.36	.352	9	.348	8
801- 802 180-01		.444	.260	.002	.162	10	23.7	-156.80	24.74	-48.76	478.65	.367	9	.280	8
801- 804 180-01		.362	.255	.098	.030	8	0.0	-114.44	7.55	294.78	-173.42	.293	7	.266	10
801-1001 JL6-01		.123	.010	.020	.093	8	0.0	20.88	259.62	-1069.58	-2319.22	.123	7	.101	10
801-1002 180-01		.522	.340	.060	.121	10	0.0	-178.55	46.75	-260.98	370.16	.421	9	.241	8
801-1004 180-01		.903	.825	.258	.020	7	0.0	-327.43	-23.82	-532.66	-149.44	.652	8	.567	9
802- 803 180-01		.406	.299	.003	.102	10	0.0	-145.74	-44.20	-51.16	303.20	.314	9	.290	8
802- 804 180-01		.145	.035	.012	.098	7	0.0	-9.68	11.61	-31.18	89.55	.142	6	.070	9
802- 805 180-01		.219	.049	.005	.165	9	0.0	-15.40	-8.11	-25.41	-144.41	.211	10	.125	7
803- 805 180-01		.495	.354	.001	.159	7	23.7	-172.71	16.03	-37.77	407.43	.418	8	.414	9

STRAN MEMBER STRESS REPORT NO. 1

DATE 08/30/76

3-PILE ACMR STRUCTURE -- U.S. NAVY (42-IN. DIAMETER PILING) -- J.ATKINSON

MEMBER NO.	GROUP ID	MAXIMUM COMBINED UNITY CK	UNITY CHECK COMPONENT VALUES AXIAL	Y-AXIS	Z-AXIS	LOAD COND NO.	DIST FROM END(FT)	CONTROLLING MEMBER ACTIONS FORCE FX KIPS	TORSION MX IN-KIPS	MOMENT MY IN-KIPS	MOMENT MZ IN-KIPS	NEXT TWO HIGH CASES COMBINED UNITY CK	LD CN	COMBINED UNITY CK	LD CN
A03=1002	1A0=01	.506	.333	.033	.221	9	0.0	-174.38	-51.54	-229.15	593.66	.570	10	.211	A
B03=1003	JL0=01	.066	.027	.034	.024	10	17.2	55.94	-746.93	1009.63	-843.90	.069	9	.067	8
B03=1005	1A0=01	.968	.698	.265	.006	9	0.0	-365.49	-21.23	-498.63	-72.22	.860	7	.707	10
B04= B05	1A0=01	.291	.054	.004	.203	10	0.0	-14.89	6.70	-24.19	176.33	.250	8	.249	9
B04= B06	1A0=01	.319	.167	.048	.055	7	25.7	116.78	28.51	321.64	-241.53	.302	8	.180	9
B05= B06	1A0=01	.529	.366	.141	.000	7	25.7	-186.51	-27.60	320.16	13.08	.497	9	.365	10
B05=1004	1A0=01	.854	.592	.124	.138	8	0.0	-310.19	10.96	-368.73	-389.47	.686	7	.647	10
B06=1005	1A0=01	1.010	.693	.312	.005	10	0.0	-365.19	6.12	-587.67	77.15	.859	8	.742	9
B06=1006	JL0=01	.142	.025	.037	.080	9	0.0	50.74	868.50	-1487.59	-2185.76	.125	10	.114	7
B10=1010	P2=01	.501	.158	.059	.103	8	34.5	-1140.60	504.08	-5188.56	-4401.81	.274	7	.252	10
B11=1011	P2=01	.422	.260	.141	.001	10	34.5	-1876.47	-2276.81	-11105.94	-724.64	.368	9	.321	8
B12=1012	P2=01	.499	.335	.164	.000	7	34.5	-2244.76	278.98	-12836.90	103.47	.437	8	.416	9
C01=1002	1A0=01	.293	.242	.003	.048	8	0.0	-127.48	-127.65	43.14	-185.88	.253	7	.247	9
C01=1004	1A0=01	.348	.219	.094	.035	8	0.0	-115.21	-50.38	371.58	-244.00	.318	7	.234	9
C02=1003	1A0=01	.556	.418	.045	.093	10	28.6	-219.69	54.02	238.11	396.60	.417	9	.293	8
C02=1004	1A0=01	.209	.026	.183	.000	7	0.0	-0.51	15.95	-157.77	-2.43	.205	10	.204	9
C02=1005	1A0=01	.193	.024	.168	.000	7	0.0	-0.16	-18.57	-145.03	3.02	.189	8	.168	9
C03=1005	1A0=01	.573	.379	.163	.031	10	0.0	-199.78	-8.67	514.04	-255.33	.437	9	.354	8
C04=1005	1A0=01	.166	.046	.111	.029	10	0.0	-11.60	8.54	-107.07	54.88	.177	9	.090	8
C04=1006	1A0=01	.456	.278	.171	.007	7	28.6	-251.49	-54.22	446.11	-110.76	.563	9	.436	8
C05=1006	1A0=01	.609	.468	.178	.002	7	28.6	-256.94	35.41	449.11	53.11	.604	9	.448	10
0= 0		0.000	0.000	0.000	0.000	0	0.0	0.00	0.00	0.00	0.00	0.000	0	0.000	0

STRAND MEMBER STRESS REPORT NO. 2

DATE 08/30/76

SHEET PILE ALOHA STRUCTURE -- U.S. NAVY (42-IN. DIAMETER PILING) -- J.ATAINSON

MEMBER NO.	GROUP ID	CRITICAL LOAD CONDITION	CRITICAL LOAD UNITY CK	LOAD CASE	DIST FROM END(FT)	CONTROLLING MEMBER ACTIONS: FORCE FX KIPS	TORSION MX IN-KIPS	MOMENT MY IN-KIPS	MOMENT MZ IN-KIPS	Z-AXIS SHEAR UNITY CK	LD CN	Y-AXIS SHEAR UNITY CK	LD CN	KLY/RY	KLZ/RZ	NEXT HIGH UN.CK.	LD CN
101= 102	AL8=U1		.531	7	0.0	-3.54	.01	306.48	121.03	.058	8	.006	7	49.5	55.2	.502	8
101= 104	AL8=U1		.512	10	0.0	-5.55	-.01	424.99	-107.00	.060	8	.005	7	49.4	55.2	.505	7
101= 201	UAL=U1		.607	10	15.0	-24.02	-209.74	272.52	-1031.40	.028	10	.020	10	17.5	17.5	.063	8
102= 103	AL8=U1		.545	7	14.5	-5.15	-.01	410.44	79.82	.058	7	.004	7	49.5	55.2	.391	8
102= 104	AL8=U1		.502	7	14.5	-.82	-.00	-2.12	11.76	.005	8	.001	7	50.9	108.3	.071	10
102= 105	AL8=U1		.549	7	14.5	-1.25	.00	4.47	-5.07	.005	7	.000	8	50.9	108.3	.044	8
103= 103	AL8=U1		.309	7	0.0	-2.51	-.00	441.96	-62.62	.059	7	.003	8	49.4	55.2	.360	8
103= 203	UAL=U1		.799	8	15.0	-23.43	134.79	1035.86	1261.67	.026	8	.020	8	17.5	17.5	.087	10
104= 105	AL8=U1		.351	8	3.0	-1.69	-.01	-6.17	4.13	.006	8	.000	7	50.9	108.4	.050	7
104= 106	AL8=U1		.515	10	14.5	-5.07	.02	353.58	-55.45	.101	7	.003	10	49.5	55.2	.255	9
105= 106	AL8=U1		.309	10	14.5	-5.76	.01	421.36	-43.78	.059	8	.002	10	49.5	55.2	.188	8
106= 206	UAL=U1		.127	7	15.0	-17.34	141.45	-2085.43	662.48	.031	7	.025	7	17.5	17.5	.106	9
201= 202	AL8=U1		.555	7	0.0	-32.89	.07	557.84	129.71	.084	8	.007	7	49.5	55.2	.551	8
201= 204	AL8=U1		.776	7	0.0	-72.30	-.05	821.71	123.54	.083	7	.006	7	49.4	55.2	.696	9
201= 301	UAL=U1		.641	7	15.0	-60.20	394.05	11292.25	-1169.15	.138	10	.096	7	17.5	17.5	.564	8
201= 203	AL8=U1		.764	7	32.6	-2.19	-7.44	208.63	-1216.28	.138	7	.134	7	72.3	90.4	.693	9
202= 203	AL8=U1		.552	7	14.5	35.18	-.07	821.43	80.48	.084	7	.005	7	49.5	55.2	.515	8
202= 204	AL8=U1		.104	7	14.5	-.80	-.00	-13.43	12.63	.005	7	.001	7	50.9	108.3	.095	10
202= 205	AL8=U1		.558	10	0.0	1.70	-.02	11.83	5.98	.007	8	.001	8	50.9	108.3	.053	7
203= 205	AL8=U1		.536	7	0.0	49.36	-.06	1498.22	-67.99	.201	7	.003	7	49.4	55.2	.759	8
203= 303	UAL=U1		.667	7	15.0	-1.69	-532.33	12197.00	1257.05	.136	7	.115	7	17.5	17.5	.656	8
203= 302	AL8=U1		.944	7	32.6	-144.55	-18.69	366.57	82.10	.087	10	.070	10	72.3	90.4	.526	9
204= 205	AL8=U1		.092	7	0.0	2.01	.02	13.42	-4.94	.007	7	.001	10	50.9	108.4	.058	8
204= 206	AL8=U1		.519	10	14.5	44.34	.07	619.16	-64.08	.124	8	.004	10	49.5	55.2	.442	7
205= 206	AL8=U1		.782	10	14.5	-34.81	.07	1448.04	-52.04	.201	8	.003	10	49.5	55.2	.643	8
205= 301	UAL=U1		1.017	10	32.6	-92.67	-43.87	195.09	-1159.37	.189	10	.169	10	72.3	90.4	.784	8
205= 304	UAL=U1		.744	7	15.0	-139.89	439.94	13567.70	-1633.55	.131	8	.114	8	17.5	17.5	.739	8
301= 303	AL8=U1		.405	9	29.0	-40.51	11.75	178.24	-1146.66	.123	7	.122	7	64.2	64.2	.724	7
301= 302	AL8=U1		.975	10	29.0	89.60	-2.70	-250.39	1139.69	.108	10	.106	10	64.2	64.2	.810	7
301= 401	UAL=U1		.459	7	28.5	-25.26	-2229.76	-16116.40	1343.07	.313	7	.222	7	33.3	33.3	.661	8
302= 303	AL8=U1		.440	7	29.0	67.37	-16.52	597.03	599.64	.066	8	.060	8	64.2	64.2	.608	8
303= 403	UAL=U1		.705	8	28.5	-137.23	-1471.74	14730.97	1975.31	.270	7	.198	7	33.3	33.3	.652	7
304= 404	UAL=U1		1.152	7	28.5	-215.05	419.35	-19414.79	2258.75	.209	10	.163	7	33.3	33.3	.977	8
401= 501	UL4=U1		.637	7	4.0	-955.18	225.28	8274.51	25733.24	.052	7	.049	7	3.3	3.3	.417	8
401= 510	PI=U1		.277	8	4.5	-1073.75	-358.20	-5573.68	-33.24	.035	9	.026	9	3.9	3.9	.268	7
403= 503	UL4=U1		.662	7	4.0	-971.50	778.34	10514.83	-24639.22	.073	7	.066	7	3.3	3.3	.449	8
403= 511	PI=U1		.309	10	4.0	-1809.61	-178.56	-9484.80	6011.22	.030	9	.025	9	3.9	3.9	.246	9
404= 504	UL4=U1		.673	7	4.0	1937.24	450.40	-10750.97	3029.11	.043	7	.040	8	3.3	3.3	.451	8
404= 512	PI=U1		.535	7	4.0	-2177.92	334.62	-13098.80	-269.83	.024	10	.018	10	3.9	3.9	.513	8
501= 502	AL8=U1		.425	8	15.1	-188.97	160.04	-198.73	571.99	.131	10	.086	10	53.5	26.7	.368	9
501= 504	AL8=U1		.458	7	0.0	-345.78	-103.45	-1059.11	863.60	.111	9	.078	9	53.5	26.7	.402	8
501= 601	UL4=U1		.714	7	0.0	-955.30	32.22	7377.12	21629.80	.117	9	.112	9	4.5	4.5	.675	8
501= 602	EL0=U1		.139	9	0.0	269.72	-204.34	1014.01	-1014.42	.114	7	.078	7	26.5	26.5	.419	10
502= 503	AL8=U1		.424	8	0.0	-193.93	-150.39	-206.34	534.80	.049	8	.049	8	53.5	26.7	.343	7
502= 504	AL8=U1		.103	8	0.0	8.74	-49.95	135.80	-8.94	.117	7	.070	7	39.6	39.6	.181	10
502= 505	AL8=U1		.315	10	0.0	28.06	28.53	131.16	158.67	.112	7	.067	7	39.6	39.6	.310	9
503= 505	AL8=U1		.592	10	0.0	-208.57	23.84	1010.32	-257.30	.076	8	.053	8	53.5	26.7	.573	8
503= 603	UL4=U1		.905	7	0.0	-817.70	275.00	8720.99	-22535.53	.109	7	.104	7	4.5	4.5	.634	8

STRAW MEMBER STRESS REPORT NO. 2

3-PILE ACMR STRUCTURE -- U.S. NAVY (42-IN. DIAMETER PILING) -- J.ATKINSON

MEMBER NO.	GROUP ID	MAXIMUM COMBINED UNITY CK	LOAD COND	DIST FROM END(FT)	CONTROLLING MEMBER ACTIONS: FORCE FX KIPS	TORSION MX IN-KIPS	MOMENT MY IN-KIPS	MOMENT MZ IN-KIPS	Z-AXIS SHEAR UNITY CK	LD CN	Y-AXIS SHEAR UNITY CK	LD CN	KLY/RY	KLZ/RZ	NEXT HIGH UN.CK.	LD CN
503- 635	210-01	.706	8	0.0	581.75	-171.14	1923.96	-255.63	.079	8	.058	8	28.5	28.5	.761	10
504- 505	125-01	.248	8	15.2	-27.04	-1.54	-71.94	165.75	.051	10	.039	10	39.6	39.6	.292	7
504- 506	105-01	.913	7	15.2	-368.14	41.90	1251.54	231.56	.054	9	.043	9	53.5	26.7	.736	9
505- 505	105-01	.546	9	15.2	169.20	-73.48	1068.60	313.43	.062	9	.046	7	53.5	26.7	.536	7
506- 636	JL5-01	.857	7	0.0	1585.50	447.96	-12695.75	2532.51	.067	7	.060	7	4.5	4.5	.645	8
506- 634	210-01	.808	7	0.0	606.21	96.32	1820.83	1012.37	.079	10	.060	9	28.5	28.5	.727	0
510- 710	M1-01	.277	8	0.0	-1073.78	-552.09	-6672.97	-75.09	.045	9	.029	9	21.4	21.4	.268	7
511- 711	M1-01	.486	10	0.0	-1809.70	-313.62	-9411.17	6069.73	.037	9	.031	9	21.4	21.4	.446	9
512- 712	M1-01	.555	7	0.0	-2178.03	361.59	-13090.80	-209.96	.043	10	.035	7	21.4	21.4	.513	8
601- 631	JL5-01	.518	7	0.0	-971.57	504.46	4768.05	12444.69	.117	9	.100	9	4.5	4.5	.482	8
603- 633	JL5-01	.465	9	0.0	-1169.51	108.87	6354.78	-5855.80	.089	8	.083	8	4.5	4.5	.452	7
606- 636	JL5-01	.553	7	0.0	1581.67	447.96	-7869.35	1740.02	.058	7	.051	7	4.5	4.5	.549	8
631- 631	JL5-01	.309	7	0.0	-975.44	494.29	2597.48	5725.76	.108	9	.091	9	4.5	4.5	.338	8
632- 703	210-01	.403	10	21.9	-360.94	247.56	-97.50	1527.69	.113	7	.076	7	30.9	30.9	.470	9
633- 653	JL6-01	.354	9	0.0	-1175.32	174.00	2668.03	-2084.24	.081	8	.075	8	4.5	4.5	.332	10
634- 701	210-01	.576	8	21.9	-579.09	-99.68	202.26	-597.59	.073	10	.063	10	30.9	30.9	.571	7
635- 706	210-01	.444	7	21.9	-500.72	163.36	90.95	956.15	.069	8	.048	8	30.9	30.9	.404	8
636- 656	JL6-01	.407	8	0.0	-1503.59	-340.19	4171.60	-425.68	.050	7	.043	7	4.5	4.5	.465	7
651- 701	JL6-01	.267	7	7.1	-1011.95	1234.52	-619.57	-1944.51	.099	9	.066	10	5.2	5.2	.255	8
653- 703	JL6-01	.456	9	7.1	-1224.64	-55.54	-1910.32	2172.27	.067	8	.050	8	5.2	5.2	.531	10
656- 706	JL6-01	.423	8	7.1	-1562.96	-340.30	-2192.65	468.67	.041	8	.035	8	5.2	5.2	.406	7
701- 702	137-01	.401	10	18.8	-55.86	12.96	-21.00	301.05	.064	8	.052	8	82.3	41.1	.367	9
701- 704	137-01	.378	9	18.8	-43.87	-4.47	-28.80	-287.29	.051	9	.046	9	82.3	41.1	.324	10
701- 651	JL7-01	.304	7	8.8	-332.67	300.80	-1656.95	-270.79	.089	9	.070	10	26.0	26.0	.260	8
701- 705	210-01	.498	7	0.0	-473.57	10.52	-1013.96	-519.83	.050	10	.047	10	76.3	76.3	.739	9
702- 703	137-01	.359	8	0.0	-51.20	-7.96	-44.36	261.37	.052	8	.047	8	82.3	41.1	.339	10
702- 704	127-01	.136	7	0.0	-8.16	6.90	-5.01	92.53	.032	7	.026	7	49.0	49.0	.131	8
702- 705	127-01	.210	9	0.0	-13.54	-.97	-8.97	-140.66	.035	9	.034	9	49.0	49.0	.205	10
703- 705	137-01	.221	8	10.8	12.27	-5.15	-47.82	-236.58	.037	7	.032	7	82.3	41.1	.210	7
703- 601	210-01	.679	9	0.0	-262.20	24.34	-514.40	1614.20	.055	10	.052	10	76.3	76.3	.602	10
703- 603	JL7-01	.508	9	8.8	-875.56	745.41	-2869.61	1868.29	.101	10	.078	10	26.0	26.0	.553	10
704- 705	127-01	.225	10	0.0	-13.42	5.56	-5.84	155.30	.044	10	.039	10	49.0	49.0	.222	0
704- 706	137-01	.303	9	18.8	-54.26	20.70	61.95	-155.12	.053	9	.041	9	82.3	41.2	.239	10
705- 706	137-01	.202	7	18.8	-24.07	-7.82	100.94	112.68	.028	7	.024	7	82.3	41.2	.196	9
706- 653	210-01	.945	10	0.0	-524.06	-36.80	-1216.68	159.60	.044	9	.042	7	76.2	76.2	.931	0
706- 656	JL7-01	.594	7	8.8	844.30	-194.96	3504.27	26.34	.076	9	.047	9	26.0	26.0	.540	8
710- 810	M2-01	.235	8	34.5	-1115.36	-505.08	1129.41	-5339.83	.043	9	.026	9	29.2	29.2	.203	7
711- 811	M2-01	.364	10	0.0	-1825.99	-1734.16	5418.55	4289.70	.045	9	.024	9	29.2	29.2	.320	9
712- 812	M2-01	.411	7	0.0	-2194.30	-303.22	6468.42	-170.36	.027	10	.015	10	29.2	29.2	.352	9
801- 802	105-01	.444	10	23.7	-136.90	20.74	-48.76	478.85	.049	8	.038	10	82.9	41.4	.367	9
801- 804	105-01	.362	8	0.0	-114.43	7.55	294.78	-173.42	.041	9	.035	9	82.9	41.4	.295	7
801-1001	JL6-01	.123	8	0.0	20.48	259.62	-1069.58	-2319.22	.056	9	.044	8	26.0	26.0	.123	7
801-1002	105-01	.522	10	0.0	-178.35	44.75	-200.98	370.16	.056	9	.043	9	72.7	72.7	.421	9
801-1004	105-01	.903	7	0.0	-327.43	-23.42	-532.86	-149.44	.060	10	.045	10	72.7	72.7	.652	8
802- 803	105-01	.404	10	0.0	-145.74	-44.20	-51.16	303.20	.048	8	.039	8	82.9	41.4	.314	9
802- 804	145-01	.145	7	0.0	-9.66	11.41	-31.16	69.55	.035	7	.025	7	81.8	81.8	.142	8
802- 805	145-01	.219	9	0.0	-15.40	-8.11	-25.41	-144.41	.039	9	.032	9	81.8	81.8	.211	10
803- 805	105-01	.445	7	23.7	-172.71	16.05	-37.77	407.43	.030	7	.026	7	82.9	41.4	.418	8

3-PILE ACAN STRUCTURE -- U.S. NAVY (42-IN. DIAMETER PILING) -- J.ATKINSON

MEMBER NO.	GROUP ID	MAXIMUM COMBINED UNITY CK	LOAD COND	DIST FROM END(FT)	/-------- CONTROLLING MEMBER ACTIONS --------/ FORCE FA KIPS	TORSION MA IN-KIPS	MOMENT MY IN-KIPS	MOMENT MZ IN-KIPS	Z-AXIS SHEAR UNITY CK	LD CN	Y-AXIS SHEAR UNITY CK	LD CN	KLY/RY	KLZ/RZ	NEXT HIGH UN.CK.	LD CN
803=1002	180=01	.509	9	0.0	=174.38	=51.54	=229.15	593.66	.063	10	.047	10	72.7	72.7	.500	10
803=1003	JL8=01	.005	10	17.2	55.94	=748.93	1009.63	=843.90	.083	10	.059	10	26.0	26.0	.069	9
803=1005	180=01	.968	9	0.0	=565.49	=21.23	=498.63	=72.22	.038	10	.032	10	72.7	72.7	.860	7
804=[illegible]	180=01	.281	10	0.0	=14.84	6.70	=24.19	176.33	.038	9	.032	9	61.8	61.8	.250	8
805=[illegible]	180=01	.517	7	23.7	116.76	28.51	321.64	=241.53	.043	9	.031	9	82.9	41.4	.302	8
805=[illegible]	180=01	.525	7	23.7	=108.51	=27.60	320.16	13.06	.029	7	.021	7	82.9	41.4	.497	9
806=1004	180=01	.954	8	0.0	=310.19	10.96	=368.73	=369.47	.057	9	.044	9	72.7	72.7	.886	7
806=1005	180=01	1.010	10	0.0	=565.19	6.12	=507.67	77.15	.044	7	.036	7	72.7	72.7	.859	8
808=1008	JL8=01	.142	9	0.0	50.74	868.50	=1487.59	=2185.76	.096	9	.068	9	26.0	26.0	.125	10
810=1010	P2=01	.501	8	34.5	=1140.60	504.08	=5188.56	=6401.81	.040	9	.025	9	29.2	29.2	.274	7
811=1011	P2=01	.462	10	34.5	=1476.47	=2276.81	=11105.94	=724.64	.068	9	.042	9	29.2	29.2	.368	9
=12=1012	P2=01	.469	7	34.5	=2244.76	278.98	=12836.90	103.47	.069	10	.042	9	29.2	29.2	.437	8
1001=1002	180=01	.293	8	0.0	=127.46	=127.65	43.14	=185.88	.071	10	.042	10	88.6	44.3	.253	7
1001=1004	180=01	.348	8	0.0	=115.21	=50.38	371.58	=244.00	.057	9	.035	9	88.6	44.3	.318	7
1002=1003	180=01	.555	10	28.0	=219.89	54.02	258.11	396.60	.047	8	.027	8	88.6	44.3	.417	9
1002=1004	180=01	.209	7	0.0	=8.51	15.95	=157.77	=2.43	.042	10	.025	10	74.7	74.7	.205	10
1002=1005	180=01	.193	7	0.0	=8.16	=18.57	=145.03	3.02	.040	7	.023	7	74.7	74.7	.189	8
1003=1005	180=01	.575	10	0.0	=199.74	=8.67	514.04	=255.33	.041	7	.025	7	88.6	44.3	.457	9
1004=1005	180=01	.188	10	0.0	=11.60	8.54	=107.07	54.88	.021	9	.014	9	74.7	74.7	.177	9
1004=1006	180=01	.650	7	28.0	=251.49	=54.22	446.11	=110.76	.049	10	.028	10	88.6	44.3	.563	9
1005=1006	180=01	.608	7	28.0	=256.94	35.41	449.11	53.11	.026	8	.018	7	88.6	44.3	.604	9
0= 0		0.000	0	0.0	0.00	0.00	0.00	0.00	0.000	0	0.000	0	0.0	0.0	0.000	0

STRAN MEMBER STRESS REPORT NO. 3

3-PILE ACMR STRUCTURE -- U.S. NAVY (42-IN. DIAMETER PILING) -- J.ATKINSON

MEMBER NO.	GROUP ID	MAXIMUM COMBINED UNITY CK	LOAD COND NO.	DIST FROM END(FT)	AXIAL STRESS KSI	BENDING STRESS Y KSI	BENDING STRESS Z KSI	SHEAR FORCE FY KIPS	SHEAR FORCE FZ KIPS	KLY/RY	KLZ/RZ	SECOND-HIGHEST UNITY CHECK	SECOND-HIGHEST LOAD COND	THIRD-HIGHEST UNITY CHECK	THIRD-HIGHEST LOAD COND
101- 102	A10-01	.531	7	0.0	-.22	4.11	11.29	1.00	-0.92	49.5	55.2	.502	8	.497	10
101- 104	A10-01	.512	10	0.0	-.34	4.77	-9.98	-.88	-7.28	49.4	55.2	.505	7	.490	8
101- 201	DBL-01	.067	10	15.0	-.20	-1.67	0.00	4.25	3.56	17.5	17.5	.063	8	.043	9
102- 103	A10-01	.396	7	14.5	-.14	4.61	6.98	-.68	7.19	49.5	55.2	.391	8	.268	9
102- 104	A06-01	.082	7	14.5	-.09	-.10	2.10	-.12	.17	50.9	108.3	.071	10	.069	9
102- 105	A10-01	.049	7	14.5	-.18	.21	-.90	.03	.19	50.9	108.3	.046	8	.045	10
103- 105	A10-01	.365	7	0.0	-.15	4.96	-5.84	-.47	-7.34	49.4	55.2	.360	8	.259	9
103- 203	DBL-01	.099	8	15.0	-.20	-2.55	0.00	-10.41	7.55	17.5	17.5	.087	10	.046	7
104- 105	A06-01	.050	8	3.6	-.24	-.30	.74	.01	-.05	50.9	108.4	.050	7	.040	9
104- 106	A10-01	.318	10	14.5	-.31	3.97	-5.17	.52	11.82	49.5	55.2	.255	9	.241	7
105- 106	A10-01	.305	10	14.5	-.36	4.73	-4.08	.32	7.09	49.5	55.2	.188	8	.178	9
106- 206	DBL-01	.127	7	15.0	-.21	-3.42	0.00	-3.76	-16.52	17.5	17.5	.106	9	.065	8
201- 202	A10-01	.669	7	0.0	2.02	6.26	12.10	1.09	-4.92	49.5	55.2	.651	8	.625	9
201- 204	A10-01	.775	7	0.0	-4.46	6.98	11.52	.99	-10.30	49.4	55.2	.696	9	.674	8
201- 301	DBL-01	.641	7	15.0	-.69	-17.76	0.00	12.73	49.87	17.5	17.5	.564	8	.468	9
201- 303	120-01	.769	7	32.6	-.11	-21.97	0.00	25.82	4.20	72.3	90.4	.693	9	.536	8
202- 203	A10-01	.552	7	14.5	2.05	6.97	7.51	-.74	10.36	49.5	55.2	.515	8	.419	9
202- 204	A06-01	.104	7	14.5	-.08	-.65	2.25	-.13	.17	50.9	108.3	.095	10	.091	9
202- 205	A06-01	.064	10	0.0	.24	.56	1.07	.02	-.25	50.9	108.3	.058	7	.055	9
203- 205	A10-01	.434	7	0.0	2.44	16.01	-6.34	-.50	-24.81	49.4	55.2	.759	8	.700	9
203- 303	DBL-01	.567	7	15.0	-.02	-19.18	0.00	-15.17	61.15	17.5	17.5	.656	8	.547	9
203- 306	120-01	.544	7	32.6	-7.51	-0.62	0.00	-.94	1.77	72.3	90.4	.526	9	.436	8
204- 205	A06-01	.062	7	0.0	.28	.04	-.88	-.00	-.27	50.9	108.4	.058	8	.054	9
204- 206	A10-01	.519	10	14.5	2.74	6.65	-5.98	.61	15.30	49.5	55.2	.442	7	.436	8
205- 206	A10-01	.762	10	14.5	-2.40	10.25	-4.85	.40	24.41	49.5	55.2	.643	8	.576	9
205- 301	120-01	1.017	10	32.6	-4.42	-20.74	0.00	27.49	-.03	72.3	90.4	.788	8	.692	7
205- 306	DBL-01	.794	7	15.0	-1.54	-21.58	0.00	14.41	75.60	17.5	17.5	.734	8	.607	9
301- 303	125-01	.805	9	29.0	-2.11	-20.46	0.00	19.43	5.67	64.2	64.2	.724	7	.665	8
301- 306	125-01	.870	10	29.0	4.66	20.58	0.00	-19.40	.71	64.2	64.2	.810	7	.758	9
301- 401	DBL-01	.569	7	28.5	-.20	-25.30	0.00	-6.29	-114.89	33.3	33.3	.681	8	.649	9
303- 306	125-01	.640	7	29.0	3.50	14.92	0.00	-6.51	3.47	64.2	64.2	.608	8	.537	10
303- 403	DBL-01	.905	8	28.5	-1.51	-23.25	0.00	-9.11	106.35	33.3	33.3	.852	7	.787	10
306- 406	DBL-01	1.152	7	28.5	-2.50	-30.58	0.00	-10.96	-127.42	33.3	33.3	.977	8	.879	9
401- 501	JCK-01	.439	7	4.6	-3.70	-8.86	0.00	-105.92	50.88	3.3	3.3	.417	8	.357	9
401- 510	P1-01	.277	8	4.6	-4.85	-3.12	0.00	6.21	-18.72	3.9	3.9	.268	7	.173	10
403- 503	JCK-01	.462	7	4.6	-3.82	-9.44	0.00	117.49	81.44	3.3	3.3	.449	8	.425	9
403- 511	P1-01	.466	10	4.6	-8.18	-5.24	0.00	7.96	-35.37	3.9	3.9	.446	9	.293	7
406- 506	JCK-01	.473	7	4.6	7.82	0.00	0.00	-10.65	-84.63	3.3	3.3	.451	8	.380	9
406- 512	P1-01	.555	7	4.6	-9.84	-6.12	0.00	-.55	-24.38	3.9	3.9	.513	8	.484	9
501- 502	105-01	.425	8	15.1	-6.20	-5.42	0.00	-11.29	-1.79	53.5	26.7	.368	9	.353	7
501- 504	105-01	.858	7	0.0	-11.05	-11.19	0.00	4.21	4.31	53.5	26.7	.802	8	.734	9
501- 601	JCK-01	.718	7	0.0	-6.63	-14.04	0.00	126.44	-36.61	4.5	4.5	.675	8	.617	9
501- 632	210-01	.459	9	0.0	5.39	0.02	0.00	-13.36	-4.31	28.5	28.5	.419	10	.282	8
502- 503	105-01	.424	8	0.0	-5.42	-5.15	0.00	11.00	.90	53.5	26.7	.343	7	.247	10
502- 504	105-01	.183	6	0.0	.73	4.55	0.00	-1.34	-1.30	39.6	39.6	.181	10	.176	7
502- 505	105-01	.315	10	0.0	2.19	6.88	0.00	3.55	-1.06	39.6	39.6	.310	9	.233	7
503- 505	105-01	.592	10	0.0	-6.41	-9.34	0.00	-2.44	-0.49	53.5	26.7	.573	8	.504	7
503- 603	JCK-01	.665	7	0.0	-4.27	-14.65	0.00	-131.50	-45.99	4.5	4.5	.634	8	.612	9

STRAIN MEMBER STRESS REPORT NO. 3

DATE 08/30/76

3-PILE ACHR STRUCTURE -- U.S. NAVY (42-IN. DIAMETER PILING) -- J.ATKINSON

MEMBER NO.	GROUP ID	MAXIMUM COMBINED UNITY CK	LOAD COND NO.	DIST FROM END(FT)	AXIAL STRESS KSI	BENDING STRESS Y KSI	BENDING STRESS Z KSI	SHEAR FORCE FY KIPS	SHEAR FORCE FZ KIPS	KLY/RY	KLZ/RZ	SECOND-HIGHEST UNITY CHECK	SECOND-HIGHEST LOAD COND	THIRD-HIGHEST UNITY CHECK	THIRD-HIGHEST LOAD COND
503	635	210-01	.706	8	0.0	12.83	9.22	0.00	-6.16	-14.73	28.5	28.5	.761	10	.741	7
504	503	125-01	.248	8	15.2	-2.27	-0.04	0.00	-3.91	.29	39.6	39.6	.292	7	.211	9
504	504	165-01	.913	7	15.2	-12.19	-11.40	0.00	-.97	8.29	53.5	26.7	.736	9	.711	8
505	505	165-01	.545	9	15.2	5.60	10.13	0.00	-3.57	7.10	53.5	26.7	.536	7	.517	10
506	506	165-01	.557	7	0.0	10.97	7.96	0.00	10.80	72.20	4.5	4.5	.645	8	.557	10
506	634	210-01	.706	7	0.0	13.57	9.90	0.00	10.31	-13.40	28.5	28.5	.727	8	.656	9
510	710	P1-01	.277	8	0.0	-4.85	-5.12	0.00	7.44	29.98	21.4	21.4	.268	7	.162	10
511	711	P1-01	.469	10	0.0	-8.16	-5.24	0.00	5.87	48.73	21.4	21.4	.446	9	.293	7
512	712	P1-01	.555	7	0.0	-9.84	-8.12	0.00	-.33	63.01	21.4	21.4	.513	8	.464	9
601	651	165-01	.518	7	0.0	-8.72	-8.19	0.00	96.40	-35.41	4.5	4.5	.482	8	.392	9
602	652	165-01	.465	9	0.0	-8.09	-5.51	0.00	-53.76	-55.33	4.5	4.5	.452	7	.442	10
603	653	165-01	.533	7	0.0	10.94	4.96	0.00	10.80	59.80	4.5	4.5	.549	8	.476	10
631	651	165-01	.369	7	0.0	-6.75	-3.86	0.00	86.61	-26.77	4.5	4.5	.338	8	.227	9
632	705	210-01	.465	10	21.9	-5.65	-7.68	0.00	-15.62	-5.06	30.9	30.9	.470	9	.227	7
633	653	165-01	.354	9	0.0	-8.12	-2.08	0.00	-48.00	-46.05	4.5	4.5	.332	10	.292	7
634	701	210-01	.576	8	21.9	-12.77	-3.00	0.00	8.86	-3.09	30.9	30.9	.571	7	.471	10
635	706	210-01	.548	7	21.9	-11.24	-4.56	0.00	-9.17	-4.26	30.9	30.9	.604	8	.553	9
636	656	165-01	.367	8	0.0	-10.82	-2.81	0.00	-8.16	-49.17	4.5	4.5	.465	7	.412	10
651	701	165-01	.267	7	7.1	-7.00	-1.65	0.00	20.70	-13.51	5.2	5.2	.255	8	.134	9
653	703	165-01	.356	9	7.1	-8.47	-1.78	0.00	-8.70	-14.05	5.2	5.2	.331	10	.221	7
656	706	165-01	.423	8	7.1	-10.06	-1.58	0.00	-8.16	-32.16	5.2	5.2	.406	7	.381	10
701	702	137-01	.401	10	18.8	-5.85	-0.09	0.00	-5.85	.00	82.3	41.1	.367	9	.351	8
701	704	137-01	.378	9	18.8	-5.01	-0.59	0.00	5.72	-.04	82.3	41.1	.324	10	.212	8
701	651	165-01	.304	7	8.6	-4.71	-4.04	0.00	-.70	.54	26.0	26.0	.240	8	.234	10
701	810	260-01	.694	7	0.0	-12.61	-0.38	0.00	-7.35	9.27	76.3	76.3	.739	9	.676	8
702	703	137-01	.339	8	0.0	-5.51	-0.05	0.00	5.94	.25	82.3	41.1	.339	10	.300	7
702	704	127-01	.136	7	0.0	-.69	-3.10	0.00	2.25	-.11	49.0	49.0	.131	8	.022	9
702	705	127-01	.210	9	0.0	-1.14	-4.71	0.00	-3.77	-.14	49.0	49.0	.205	10	.120	7
703	705	137-01	.221	8	18.8	.84	5.51	0.00	3.95	-.44	82.3	41.1	.210	7	.165	10
703	651	260-01	.679	9	0.0	-8.89	-4.48	0.00	10.30	3.79	76.3	76.3	.602	10	.338	7
703	653	165-01	.508	9	8.6	-12.59	-4.16	0.00	-.21	-.67	26.0	26.0	.556	10	.470	7
704	705	127-01	.225	10	0.0	-1.16	-5.13	0.00	3.89	-.16	49.0	49.0	.222	8	.213	9
704	706	137-01	.303	9	18.8	-5.72	-5.01	0.00	5.96	.40	82.3	41.2	.239	10	.209	7
705	706	137-01	.202	7	18.8	-1.65	-5.45	0.00	-2.60	.54	82.3	41.2	.196	9	.185	10
709	803	210-01	.995	10	0.0	-13.78	-0.67	0.00	1.20	10.52	76.2	76.2	.931	8	.770	9
709	806	165-01	.594	7	8.6	12.65	4.46	0.00	2.80	2.66	26.0	26.0	.590	8	.505	10
710	810	P2-01	.235	8	34.5	-4.84	-2.27	0.00	7.25	-2.08	29.2	29.2	.208	7	.121	10
711	811	P2-01	.354	10	0.0	-7.27	-5.01	0.00	6.19	-5.00	29.2	29.2	.320	9	.255	8
712	812	P2-01	.411	7	0.0	-8.73	-2.70	0.00	-.33	-0.05	29.2	29.2	.352	9	.346	8
801	802	140-01	.444	10	23.7	-5.62	-5.26	0.00	-7.20	.14	82.9	41.4	.367	9	.280	8
801	804	165-01	.302	8	0.0	-4.70	-3.74	0.00	.94	-1.58	82.9	41.4	.295	7	.268	10
801	1001	165-01	.163	8	0.0	.30	3.25	0.00	-21.41	11.55	26.0	26.0	.123	7	.101	10
801	1002	140-01	.522	10	0.0	-7.33	-4.45	0.00	5.90	5.35	72.7	72.7	.421	9	.241	8
801	1004	165-01	.303	7	0.0	-13.45	-0.05	0.00	-2.77	5.60	72.7	72.7	.652	8	.567	9
802	803	140-01	.404	10	0.0	-5.94	-3.56	0.00	4.42	.70	82.9	41.4	.314	9	.290	8
802	804	140-01	.145	7	0.0	-.81	-3.17	0.00	1.67	.07	61.8	61.8	.142	8	.070	9
802	805	140-01	.219	9	0.0	-1.13	-4.40	0.00	-2.86	-.01	61.8	61.8	.211	10	.125	7
803	805	165-01	.493	7	23.7	-7.09	-4.47	0.00	-4.93	.70	82.9	41.4	.418	8	.414	9

STRAN MEMBER STRESS REPORT NO. 3

DATE 08/30/76

3-PILE ACMR STRUCTURE -- U.S. NAVY (42-IN. DIAMETER PILING) -- J.ATKINSUN

MEMBER NO.	GROUP ID	MAXIMUM COMBINED UNITY CK	LOAD COND NO.	DIST FROM END(FT)	AXIAL STRESS KSI	BENDING STRESS Y KSI	BENDING STRESS Z KSI	SHEAR FORCE FY KIPS	SHEAR FORCE FZ KIPS	KLY/RY	KLZ/RZ	SECOND-HIGHEST UNITY CHECK	SECOND-HIGHEST LOAD COND	THIRD-HIGHEST UNITY CHECK	THIRD-HIGHEST LOAD COND
803-1002	160-01	.566	9	0.0	-7.16	-6.96	0.00	6.69	2.23	72.7	72.7	.500	10	.211	8
803-1003	JL6-01	.066	10	17.2	.79	1.67	0.00	.49	.63	26.0	26.0	.069	9	.067	8
803-1005	160-01	.968	9	0.0	-15.01	-5.51	0.00	-.89	5.59	72.7	72.7	.860	7	.707	10
804- 805	140-01	.261	10	0.0	-1.25	-5.95	0.00	3.02	-.03	61.8	61.8	.250	8	.244	9
804- 806	180-01	.319	7	23.7	4.80	4.40	0.00	3.12	1.47	82.9	41.4	.302	8	.180	9
805- 806	180-01	.526	7	23.7	-7.74	-3.50	0.00	-1.56	1.46	82.9	41.4	.497	9	.365	10
805-1004	160-01	.854	8	0.0	-12.74	-5.85	0.00	-4.15	4.04	72.7	72.7	.686	7	.647	10
805-1005	160-01	1.010	10	0.0	-14.92	-6.48	0.00	.93	5.94	72.7	72.7	.859	8	.742	9
805-1006	JL6-01	.142	9	0.0	.72	3.36	0.00	-15.98	20.96	26.0	26.0	.125	10	.114	7
810-1010	P2-01	.301	8	34.5	-4.54	-4.12	0.00	7.41	-13.14	29.2	29.2	.274	7	.252	10
811-1011	P2-01	.422	10	34.5	-7.47	-4.64	0.00	5.93	-35.92	29.2	29.2	.368	9	.321	8
812-1012	P2-01	.499	7	34.5	-8.93	-5.35	0.00	-.33	-40.64	29.2	29.2	.437	8	.416	9
1001-1002	160-01	.293	8	0.0	-4.64	-1.63	0.00	-.36	.01	88.6	44.3	.253	7	.247	9
1001-1004	160-01	.348	8	0.0	-4.19	-3.60	0.00	-.70	-1.78	88.6	44.3	.318	7	.234	9
1002-1003	160-01	.556	10	28.6	-8.00	-3.95	0.00	-1.79	1.08	88.6	44.3	.417	9	.293	8
1002-1004	140-01	.209	7	0.0	-.55	-3.28	0.00	.04	.84	74.7	74.7	.205	10	.204	9
1002-1005	140-01	.193	7	0.0	-.52	-4.05	0.00	-.05	.79	74.7	74.7	.189	8	.168	9
1003-1005	160-01	.373	10	0.0	-7.27	-4.90	0.00	-.80	-2.17	88.6	44.3	.437	9	.334	8
1004-1005	140-01	.166	10	0.0	-.97	-4.02	0.00	.36	.49	74.7	74.7	.177	9	.090	8
1004-1006	180-01	.636	7	28.6	-9.15	-3.93	0.00	.64	1.89	88.6	44.3	.563	9	.436	8
1005-1006	160-01	.666	7	28.6	-9.35	-3.86	0.00	-.47	2.13	88.6	44.3	.604	9	.446	10
0- 0		0.000	0	0.0	0.00	0.00	0.00	0.00	0.00	0.0	0.0	0.000	0	0.000	0

APPENDIX B.3

SAPCHK - Primary Joints

SAPGHK - CREST OFFSHORE, INC. STRUCTURAL POSTPROCESSOR SYSTEM

API CODE CHECK: PUNCHING SHEAR FOR TUBULAR MEMBERS

,NAVY 81FT MLW STRUCTURE 27-771-01 PUNCHING SHEAR CHECK FOR STRAN

INPUT DATA

MEMBER	JOINT	DIAMETER	THICKNESS	START/END	THETA ANGLE	YIELD
201	301	30,000	1,500	1	=0,00	36
201	303	12,750	,500	1	62,65	36
203	303	30,000	1,500	1	=0,00	36
203	308	12,750	,500	1	62,65	36
206	306	30,000	1,500	1	=0,00	36
206	301	12,750	,500	1	62,65	36
201	301	30,000	1,500	2	=0,00	36
206	301	12,750	,750	2	62,65	36
301	306	12,750	,750	1	90,00	36
301	401	30,000	1,500	1	=0,00	36
301	306	12,750	,750	1	90,00	36
203	303	30,000	1,500	2	=0,00	36
201	303	12,750	,750	2	62,65	36
301	303	12,750	,750	2	90,00	36
303	403	30,000	1,500	1	=0,00	36
301	303	12,750	,750	2	90,00	36
206	306	30,000	1,500	2	=0,00	36
203	306	12,750	,750	2	62,65	36
303	306	12,750	,750	2	90,00	36
306	406	30,000	1,500	1	=0,00	36
303	303	12,750	,750	2	90,00	36
401	501	48,000	1,750	2	=0,00	36
501	502	16,000	1,000	1	81,82	36
501	504	16,000	1,000	1	81,82	36
501	601	48,000	1,750	1	=0,00	36
501	502	16,000	1,000	1	81,82	36
501	504	16,000	1,000	1	81,82	36
501	652	20,000	1,000	1	62,63	36
403	503	48,000	1,750	2	=0,00	36
502	503	16,000	1,000	2	81,82	36
503	505	16,000	1,000	1	81,82	36
503	603	48,000	1,750	1	=0,00	36
502	503	16,000	1,000	2	81,82	36
503	505	16,000	1,000	1	81,82	36
503	653	20,000	1,000	1	62,63	36
403	503	48,000	1,750	2	=0,00	36
504	505	16,000	1,000	2	81,82	36
505	506	16,000	1,000	2	81,82	36
505	605	48,000	1,750	1	=0,00	36
504	505	16,000	1,000	2	81,82	36
505	505	16,000	1,000	2	81,82	36
506	654	20,000	1,000	1	62,63	36
651	701	47,000	1,500	2	=0,00	36
701	702	12,750	,375	1	81,82	36
701	704	12,750	,375	1	81,82	36
654	701	20,000	,750	2	46,26	36
701	801	47,000	1,500	1	=0,00	36
701	702	12,750	,375	1	81,82	36
701	704	12,750	,375	1	81,82	36
701	806	20,000	,875	1	60,05	36
653	703	47,000	1,500	2	=0,00	36
702	703	12,750	,375	2	81,82	36

703	705	12,750	.375	1	81.82	36
632	7[illegible]	20,000	.750	2	46.26	36
703	8[illegible]	47,000	1.500	1	-0.00	36
702	705	12,750	.375	2	81.82	36
703	705	12,750	.375	1	81.82	36
703	801	20,000	.875	1	60.05	36
656	706	47,000	1.500	2	-0.00	36
635	706	20,000	.750	2	46.26	36
705	706	12,750	.375	2	81.82	36
704	706	12,750	.375	2	81.82	36
706	806	47,000	1.500	1	-0.00	36
704	706	12,750	.375	2	81.82	36
705	706	12,750	.375	2	81.82	36
706	805	20,000	.875	1	60.05	36
701	801	46,000	1.125	2	-0.00	36
801	802	16,000	.500	1	81.82	36
801	804	16,000	.500	1	81.82	36
703	801	20,000	.750	2	43.68	36
801	1001	46,000	1.125	1	-0.00	36
801	802	16,000	.500	1	81.82	36
801	804	16,000	.500	1	81.82	36
801	1002	16,000	.750	1	42.64	36
801	1004	16,000	.750	1	42.64	36
703	803	46,000	1.125	2	-0.00	36
802	803	16,000	.500	2	81.82	36
803	805	16,000	.500	1	81.82	36
705	803	20,000	.750	2	43.68	36
805	1005	46,000	1.125	1	-0.00	36
802	803	16,000	.500	2	81.82	36
803	805	16,000	.500	1	81.82	36
803	1002	16,000	.750	1	42.64	36
803	1005	16,000	.750	1	42.64	36
706	806	46,000	1.125	2	-0.00	36
804	806	16,000	.500	2	81.82	36
805	806	16,000	.500	2	81.82	36
701	805	20,000	.750	2	43.68	36
806	1006	46,000	1.125	1	-0.00	36
804	806	16,000	.500	2	81.82	36
805	806	16,000	.500	2	81.82	36
806	1004	16,000	.750	1	42.64	36
806	1005	16,000	.750	1	42.64	36
801	1001	46,000	1.125	2	-0.00	36
1001	1002	16,000	.500	1	81.82	36
1001	1004	16,000	.500	1	81.82	36
805	1005	46,000	1.125	2	-0.00	36
1002	1003	16,000	.500	2	81.82	36
1005	1005	16,000	.500	1	81.82	36
805	1006	46,000	1.125	2	-0.00	36
1004	1005	16,000	.500	2	81.82	36
1005	1006	16,000	.500	2	81.82	36
1001	1002	24,000	.875	2	-0.00	36
801	1002	16,000	.500	2	55.54	36
1002	1005	24,000	.875	1	-0.00	36
803	1002	16,000	.500	2	55.54	36
1001	1004	24,000	.875	2	-0.00	36
801	1004	16,000	.500	2	55.54	36
1004	1005	24,000	.875	1	-0.00	36
806	1004	16,000	.500	2	55.54	36
1005	1005	24,000	.875	2	-0.00	36
803	1005	16,000	.500	2	55.54	36
1005	1006	24,000	.875	1	-0.00	36
806	1005	16,000	.500	2	55.54	36

BRACE PROPERTIES TABLE

NUMBER	DIAMETER	THICKNESS	AREA	MODULUS	YIELD
1	1,275000E+01	5,000000E-01	1,924226E+01	5,671276E+01	3,600000E+01
2	1,275000E+01	7,500000E-01	2,827434E+01	8,014525E+01	3,600000E+01
3	1,600000E+01	1,000000E+00	4,712389E+01	1,664062E+02	3,600000E+01
4	2,000000E+01	1,000000E+00	5,969027E+01	2,700984E+02	3,600000E+01
5	1,275000E+01	3,750000E-01	1,437896E+01	4,381725E+01	3,600000E+01
6	2,000000E+01	7,500000E-01	4,535675E+01	2,104127E+02	3,600000E+01
7	2,000000E+01	8,750000E-01	5,257260E+01	2,408687E+02	3,600000E+01
8	1,600000E+01	5,000000E-01	2,434735E+01	9,149273E+01	3,600000E+01
9	1,600000E+01	7,500000E-01	3,593197E+01	1,308850E+02	3,600000E+01
10	1,600000E+01	5,000000E-01	2,748894E+01	1,170188E+02	3,600000E+01

LOAD CASE	LOAD FACTOR
7	1,330
8	1,330
9	1,330
10	1,330

END OF INFORMATION READ - FORCE

459 RECORDS TO BE SORTED

SAPCHK - CREST OFFSHORE, INC. STRUCTURAL POSTPROCESSOR SYSTEM

PUNCHING SHEAR CHECK FOR - .NAVY 81FT MLW STRUCTURE 27-771-01 PUNCHING SHEAR CHECK FOR STRAN

CHORD NUMBER	JOINT NUMBER	LOAD CASE	BRACE NUMBER	DIAMETER	THICKNESS	/- -S T R E S S - -/ AXIAL	BENDING	CALCULATED PUNCHING SHEAR	ALLOWABLE PUNCHING SHEAR
201	301	201	7	30.00	1.500	.421	1.231		
			201 303	12.75	.500	.073	10.813	3.068	11.003
201	301	201	8	30.00	1.500	.364	.341		
			201 303	12.75	.500	.220	4.976	1.209	11.003
201	301	201	9	30.00	1.500	.386	1.349		
			201 303	12.75	.500	.486	5.370	1.646	11.003
201	301	201	10	30.00	1.500	.379	.229		
			201 303	12.75	.500	.294	7.183	2.105	11.003
203	303	203	7	30.00	1.500	.014	1.739		
			203 306	12.75	.500	7.471	5.259	3.510	11.003
203	303	203	8	30.00	1.500	.929	.233		
			203 306	12.75	.500	6.894	5.661	3.466	11.003
203	303	203	9	30.00	1.500	.071	1.612		
			203 306	12.75	.500	6.140	3.244	2.500	11.003
203	303	203	10	30.00	1.500	.077	.761		
			203 306	12.75	.500	5.947	5.494	3.162	11.003
206	306	206	7	30.00	1.500	1.015	1.056		
			206 301	12.75	.500	8.497	9.684	5.036	11.003
206	306	206	8	30.00	1.500	.022	2.020		
			206 301	12.75	.500	7.463	7.197	4.054	11.003
206	306	206	9	30.00	1.500	.838	.842		
			206 301	12.75	.500	5.752	5.365	3.073	11.003
206	306	206	10	30.00	1.500	.185	1.634		
			206 301	12.75	.500	4.775	14.434	5.365	11.003
201	301	301	7	30.00	1.500	.448	12.454		
			206 301	12.75	.750	5.756	5.457	4.651	10.953
			301 305	12.75	.750	3.903	6.987	5.445	10.953

SAPCHK - CREST OFFSHORE, INC. STRUCTURAL POSTPROCESSOR SYSTEM

PUNCHING SHEAR CHECK FOR - .NAVY 81FT MLR STRUCTURE 27-771-01 PUNCHING SHEAR CHECK FOR STRAN

CHORD NUMBER	JOINT NUMBER	LOAD CASE	BRACE NUMBER		DIAMETER	THICKNESS	/- -S T R E S S - -/ AXIAL	BENDING	CALCULATED PUNCHING SHEAR	ALLOWABLE PUNCHING SHEAR
201	301	301	8		30.00	1.500	.391	10.966		
			206	301	12.75	.750	5.108	2.811	3.268	11.003
			301	306	12.75	.750	3.580	9.224	6.402	11.003
201	301	301	9		30.00	1.500	.413	9.011		
			206	301	12.75	.750	3.887	.632	1.842	11.003
			301	306	12.75	.750	3.179	6.225	4.702	11.003
201	301	301	10		30.00	1.500	.406	7.963		
			206	301	12.75	.750	3.278	14.675	7.540	11.003
			301	306	12.75	.750	3.171	9.384	6.277	11.003
301	401	301	7		30.00	1.500	.189	14.566		
			301	306	12.75	.750	3.903	6.987	5.445	10.598
301	401	301	8		30.00	1.500	.824	13.864		
			301	306	12.75	.750	3.580	9.224	6.402	10.611
301	401	301	9		30.00	1.500	.943	10.911		
			301	306	12.75	.750	3.179	6.225	4.702	11.003
301	401	301	10		30.00	1.500	.221	9.910		
			301	306	12.75	.750	3.171	9.384	6.277	11.003
203	303	303	7		30.00	1.500	.013	13.451		
			201	303	12.75	.750	.077	15.544	6.605	10.845
			301	303	12.75	.750	.215	14.475	7.345	10.845
203	303	303	8		30.00	1.500	.956	12.221		
			201	303	12.75	.750	.122	10.791	4.613	10.900
			301	303	12.75	.750	.178	13.366	6.772	10.900
203	303	303	9		30.00	1.500	.098	11.352		
			201	303	12.75	.750	.359	13.555	9.070	11.003
			301	303	12.75	.750	1.433	14.476	7.954	11.003
203	303	303	10		30.00	1.500	.904	9.938		
			201	303	12.75	.750	.172	1.599	.662	11.003
			301	303	12.75	.750	1.845	10.932	6.309	11.003
203	403	303	7		30.00	1.500	.058	13.685		
			301	303	12.75	.750	.215	14.475	7.345	10.868

SAPCHK = CREST OFFSHORE, INC. STRUCTURAL POSTPROCESSOR SYSTEM

PUNCHING SHEAR CHECK FOR = ,NAVY 81FT HLH STRUCTURE 27-771-01 PUNCHING SHEAR CHECK FOR STRAN

CHORD NUMBER	JOINT NUMBER	LOAD CASE	BRACE NUMBER		DIAMETER	THICKNESS	/= =3 T R E S S = =/ AXIAL	BENDING	CALCULATED PUNCHING SHEAR	ALLOWABLE PUNCHING SHEAR
303	403	303	8		30.00	1.500	1.023	12.528		
			301	303	12.75	.750	.178	13.366	6.772	10.829
303	403	303	9		30.00	1.500	.211	11.197		
			301	303	12.75	.750	1.433	14.476	7.954	11.003
303	403	303	10		30.00	1.500	.915	10.438		
			301	303	12.75	.750	1.845	10.932	6.389	11.003
206	306	306	7		30.00	1.500	1.042	14.991		
			203	306	12.75	.750	5.112	4.687	4.063	10.353
			303	306	12.75	.750	2.383	10.558	6.470	10.353
206	306	306	8		30.00	1.500	.049	14.862		
			203	306	12.75	.750	4.663	3.928	3.179	10.568
			303	306	12.75	.750	1.952	9.812	5.882	10.568
206	306	306	9		30.00	1.500	.864	11.319		
			203	306	12.75	.750	4.206	3.948	3.301	11.003
			303	306	12.75	.750	2.524	6.904	4.714	11.003
206	306	306	10		30.00	1.500	.212	10.099		
			203	306	12.75	.750	4.020	3.847	3.263	11.003
			303	306	12.75	.750	3.370	5.093	4.232	11.003
306	406	306	7		30.00	1.500	1.602	16.513		
			303	306	12.75	.750	2.383	10.558	6.470	9.954
306	406	306	8		30.00	1.500	.360	15.493		
			303	306	12.75	.750	1.952	9.812	5.882	10.388
306	406	306	9		30.00	1.500	1.325	12.529		
			303	306	12.75	.750	2.524	6.904	4.714	10.771
306	406	306	10		30.00	1.500	.108	11.186		
			303	306	12.75	.750	3.370	5.093	4.232	11.003
401	501	501	7		48.00	1.750	3.757	8.860		
			501	502	16.00	1.000	3.108	3.569	3.645	8.733
			501	504	16.00	1.000	7.338	7.511	8.110	8.733

SAPCHK - CREST OFFSHORE, INC. STRUCTURAL POSTPROCESSOR SYSTEM

PUNCHING SHEAR CHECK FOR - ,NAVY SIFT HLN STRUCTURE 27-771-01 PUNCHING SHEAR CHECK FOR STRAN

CHORD NUMBER	JOINT NUMBER	LOAD CASE	BRACE NUMBER		DIAMETER	THICKNESS /= =S T R E S S = =/ AXIAL	BENDING	CALCULATED PUNCHING SHEAR	ALLOWABLE PUNCHING SHEAR
401	501	501	8		48.00	1.750	3.725	8.269	
			501	502	16.00	1.000	4.010	3.500	4.105	8.733
			501	504	16.00	1.000	6.833	8.332	8.277	8.733
401	501	501	9		48.00	1.750	.446	9.834	
			501	502	16.00	1.000	1.092	5.734	3.708	8.733
			501	504	16.00	1.000	6.298	6.705	7.101	8.733
401	501	501	10		48.00	1.750	.351	9.531	
			501	502	16.00	1.000	.962	5.333	3.419	8.733
			501	504	16.00	1.000	5.702	7.653	7.286	8.733
501	601	501	7		48.00	1.750	3.769	8.056	
			501	502	16.00	1.000	3.108	3.569	3.643	8.733
			501	504	16.00	1.000	7.338	7.911	8.110	8.733
			501	632	20.00	1.000	.189	6.103	3.037	8.733
501	601	501	8		48.00	1.750	3.609	7.504	
			501	502	16.00	1.000	4.010	3.500	4.105	8.733
			501	504	16.00	1.000	6.833	8.332	8.277	8.733
			501	632	20.00	1.000	.155	6.159	3.040	8.733
501	601	501	9		48.00	1.750	1.197	8.967	
			501	502	16.00	1.000	1.092	5.734	3.708	8.733
			501	504	16.00	1.000	6.298	6.705	7.101	8.733
			501	632	20.00	1.000	4.854	5.310	4.823	8.733
501	601	501	10		48.00	1.750	1.058	8.729	
			501	502	16.00	1.000	.962	5.333	3.419	8.733
			501	504	16.00	1.000	5.702	7.653	7.286	8.733
			501	632	20.00	1.000	5.036	4.227	4.384	8.733
403	503	503	7		48.00	1.750	3.821	9.444	
			502	503	16.00	1.000	3.224	2.868	3.329	8.639
			503	505	16.00	1.000	3.295	6.537	5.226	8.639
403	503	503	8		48.00	1.750	3.645	9.273	
			502	503	16.00	1.000	4.115	3.052	3.920	8.691
			503	505	16.00	1.000	3.371	7.525	5.934	8.691
403	503	503	9		48.00	1.750	5.930	8.250		
			502	503	16.00	1.000	.693	2.747	1.073	8.733
			503	505	16.00	1.000	4.167	5.036	5.023	8.733

SAPCHK - CREST OFFSHORE, INC. STRUCTURAL POSTPROCESSOR SYSTEM

PUNCHING SHEAR CHECK FOR - ,NAVY SIFT HLN STRUCTURE 27-771-01 PUNCHING SHEAR CHECK FOR STRAN

CHORD NUMBER	JOINT NUMBER	LOAD CASE	BRACE NUMBER		DIAMETER	THICKNESS	/- -S T R E S S - -/ AXIAL	BENDING	CALCULATED PUNCHING SHEAR	ALLOWABLE PUNCHING SHEAR
403	503	503	10		48,00	1,750	6,029	5,927		
			502	503	16,00	1,000	,534	4,209	2,575	8,733
			503	505	16,00	1,000	4,426	6,272	5,836	8,733
503	603	503	7		48,00	1,750	2,429	8,518		
			502	503	16,00	1,000	3,224	2,868	3,329	8,733
			503	505	16,00	1,000	3,255	6,337	5,226	8,733
			503	635	20,00	1,000	10,057	6,118	7,634	8,733
503	603	503	8		48,00	1,750	2,206	8,241		
			502	503	16,00	1,000	4,115	3,052	3,920	8,733
			503	505	16,00	1,000	3,371	7,525	5,934	8,733
			503	635	20,00	1,000	9,746	7,186	8,005	8,733
503	603	503	9		48,00	1,750	4,556	5,509		
			502	503	16,00	1,000	,698	2,747	1,873	8,733
			503	505	16,00	1,000	4,167	5,036	5,023	8,733
			503	635	20,00	1,000	9,804	5,910	7,415	8,733
503	503	503	10		48,00	1,750	4,581	5,028		
			502	503	16,00	1,000	,534	4,209	2,575	8,733
			503	505	16,00	1,000	4,426	6,272	5,836	8,733
			503	635	20,00	1,000	9,780	7,032	7,947	8,733
406	506	506	7		48,00	1,750	7,619	6,000		
			504	506	16,00	1,000	7,812	7,649	8,446	8,585
			505	506	16,00	1,000	2,654	7,582	5,570	8,585
406	506	506	8		48,00	1,750	7,382	5,617		
			504	506	16,00	1,000	7,304	6,088	7,321	8,679
			505	506	16,00	1,000	2,778	6,145	4,859	8,679
406	506	506	9		48,00	1,750	6,456	4,661		
			504	506	16,00	1,000	6,522	6,072	6,881	8,733
			505	506	16,00	1,000	3,591	6,796	5,660	8,733
406	506	506	10		48,00	1,750	6,467	4,509		
			504	506	16,00	1,000	5,896	4,641	5,761	8,733
			505	506	16,00	1,000	3,848	5,609	5,158	8,733
506	606	506	7		48,00	1,750	6,235	4,563		
			504	506	16,00	1,000	7,812	7,649	8,446	8,733
			505	506	16,00	1,000	2,654	7,582	5,570	8,733
			506	634	20,00	1,000	10,156	7,713	8,450	8,733

SAPCHA - CREST OFFSHORE, INC. STRUCTURAL POSTPROCESSOR SYSTEM

PUNCHING SHEAR CHECK FOR - ,NAVY 81FT MLH STRUCTURE 27-771-01 PUNCHING SHEAR CHECK FOR STRAN

CHORD NUMBER	JOINT NUMBER	LOAD CASE	BRACE NUMBER		DIAMETER	THICKNESS	/- -S T R E S S - -/ AXIAL	BENDING	CALCULATED PUNCHING SHEAR	ALLOWABLE PUNCHING SHEAR
506	606	506	8		48.00	1.750	6.119	4.479		
			504	506	16.00	1.000	7.304	6.089	7.321	8.733
			505	506	16.00	1.000	2.778	6.145	4.859	8.733
			506	634	20.00	1.000	9.695	6.248	7.528	8.733
506	606	506	9		48.00	1.750	5.495	3.431		
			504	506	16.00	1.000	6.522	6.072	6.881	8.733
			505	506	16.00	1.000	3.591	6.796	5.660	8.733
			506	634	20.00	1.000	7.081	7.493	6.914	8.733
506	606	506	10		48.00	1.750	5.606	3.546		
			504	506	16.00	1.000	5.896	4.641	5.761	8.733
			505	506	16.00	1.000	3.848	5.609	5.158	8.733
			506	634	20.00	1.000	6.838	6.493	6.318	8.733
651	701	701	7		47.00	1.500	4.720	.865		
			701	702	12.75	.375	2.801	2.129	1.179	7.930
			701	704	12.75	.375	.519	1.292	.431	7.930
			634	701	20.00	.750	13.353	2.985	4.845	7.930
651	701	701	8		47.00	1.500	4.312	.648		
			701	702	12.75	.375	3.537	2.323	1.403	7.930
			701	704	12.75	.375	1.219	2.077	.976	7.930
			634	701	20.00	.750	12.767	2.998	4.677	7.930
651	701	701	9		47.00	1.500	1.567	1.045		
			701	702	12.75	.375	3.611	2.451	1.451	7.930
			701	704	12.75	.375	3.011	1.681	1.124	7.930
			634	701	20.00	.750	9.311	4.171	4.040	7.930
651	701	701	10		47.00	1.500	1.188	1.082		
			701	702	12.75	.375	3.852	2.040	1.407	7.930
			701	704	12.75	.375	2.536	2.521	1.208	7.930
			634	701	20.00	.750	9.008	4.246	3.975	7.930
701	801	701	7		47.00	1.500	1.571	1.098		
			701	702	12.75	.375	2.801	2.129	1.179	7.930
			701	704	12.75	.375	.519	1.292	.431	7.930
			701	806	20.00	.875	9.124	4.731	6.493	7.930
701	801	701	8		47.00	1.500	1.265	1.049		
			701	702	12.75	.375	3.537	2.323	1.403	7.930
			701	704	12.75	.375	1.219	2.077	.976	7.930
			701	806	20.00	.875	8.668	5.597	6.705	7.930

SAPCHK - CREST OFFSHORE, INC. STRUCTURAL POSTPROCESSOR SYSTEM

PUNCHING SHEAR CHECK FOR - ,NAVY 81FT MLW STRUCTURE 27=771=01 PUNCHING SHEAR CHECK FOR STRAN

CHORD NUMBER	JOINT NUMBER	LOAD CASE	BRACE NUMBER		DIAMETER	THICKNESS	/= =S T R E S S = =/ AXIAL	BENDING	CALCULATED PUNCHING SHEAR	ALLOWABLE PUNCHING SHEAR
701	801	701	9		47,00	1,500	,510	1,051		
			701	702	12,75	,375	3,611	2,451	1,451	7,930
			701	704	12,75	,375	3,011	1,681	1,124	7,930
			701	806	20,00	,875	5,599	4,423	4,724	7,930
701	801	701	10		47,00	1,500	,852	1,223		
			701	702	12,75	,375	3,832	2,040	1,407	7,930
			701	704	12,75	,375	2,536	2,521	1,203	7,930
			701	806	20,00	,875	5,283	4,807	4,765	7,930
653	703	703	7		47,00	1,500	3,111	1,209		
			702	703	12,75	,375	2,775	1,005	,907	7,930
			703	705	12,75	,375	,484	2,486	,706	7,930
			632	703	20,00	,750	,242	6,282	2,061	7,930
653	703	703	8		47,00	1,500	2,551	,947		
			702	703	12,75	,375	3,512	1,479	1,197	7,930
			703	705	12,75	,375	,838	3,446	1,019	7,930
			632	703	20,00	,750	,196	6,201	2,022	7,930
653	703	703	9		47,00	1,500	5,712	1,224		
			702	703	12,75	,375	4,281	2,771	1,688	7,930
			703	705	12,75	,375	,532	2,310	,676	7,930
			632	703	20,00	,750	6,377	7,168	4,133	7,930
653	703	703	10		47,00	1,500	5,463	,974		
			702	703	12,75	,375	4,516	3,364	1,885	7,930
			703	705	12,75	,375	1,757	2,997	1,134	7,930
			632	703	20,00	,750	6,635	7,275	4,242	7,930
703	803	703	7		47,00	1,500	3,030	1,047		
			702	703	12,75	,375	2,775	1,005	,907	7,930
			703	705	12,75	,375	,484	2,486	,706	7,930
			703	801	20,00	,875	,267	5,891	2,987	7,930
703	803	703	8		47,00	1,500	2,535	,860		
			702	703	12,75	,375	3,512	1,479	1,197	7,930
			703	705	12,75	,375	,838	3,446	1,019	7,930
			703	801	20,00	,875	,108	6,129	3,030	7,930
703	803	703	9		47,00	1,500	4,103	1,114		
			702	703	12,75	,375	4,281	2,771	1,688	7,930
			703	705	12,75	,375	,532	2,310	,676	7,930
			703	801	20,00	,875	4,987	7,034	5,712	7,930

SAPCHK - CREST OFFSHORE, INC, STRUCTURAL POSTPROCESSOR SYSTEM

PUNCHING SHEAR CHECK FOR - ,NAVY SIFT MLH STRUCTURE 27-771-01 PUNCHING SHEAR CHECK FOR STMAN

CHORD NUMBER	JOINT NUMBER	LOAD CASE	BRACE NUMBER		DIAMETER	THICKNESS	/- -S T R E S S - -/ AXIAL	BENDING	CALCULATED PUNCHING SHEAR	ALLOWABLE PUNCHING SHEAR
703	803	703	10		47.00	1.500	3.782	.966		
			702	703	12.75	.375	4.516	3.564	1.885	7.930
			703	705	12.75	.375	1.757	2.997	1.134	7.930
			703	801	20.00	.875	5.031	7.709	6.060	7.930
635	706	706	7		47.00	1.500	7.362	.532		
			635	706	20.00	.750	13.244	4.565	5.313	7.930
			705	706	12.75	.375	1.651	3.453	1.216	7.930
			704	706	12.75	.375	1.697	3.578	1.257	7.930
636	706	706	8		47.00	1.500	7.289	.949		
			635	706	20.00	.750	12.819	4.581	5.194	7.930
			705	706	12.75	.375	2.008	2.642	1.110	7.930
			704	706	12.75	.375	2.399	2.966	1.281	7.930
635	706	706	9		47.00	1.500	6.484	.245		
			635	706	20.00	.750	12.909	.165	3.021	7.930
			705	706	12.75	.375	1.871	2.967	1.154	7.930
			704	706	12.75	.375	3.722	3.012	1.800	7.930
635	705	705	10		47.00	1.500	6.681	.719		
			635	706	20.00	.750	12.862	1.711	4.297	7.930
			705	706	12.75	.375	3.103	1.724	1.156	7.930
			704	706	12.75	.375	3.236	3.652	1.645	7.930
705	805	706	7		47.00	1.500	4.152	1.006		
			704	705	12.75	.375	1.697	3.578	1.257	7.930
			705	706	12.75	.375	1.651	3.453	1.216	7.930
			706	803	20.00	.875	9.275	6.899	7.617	7.930
706	806	706	8		47.00	1.500	4.236	1.209		
			704	706	12.75	.375	2.399	2.966	1.281	7.930
			705	706	12.75	.375	2.008	2.642	1.110	7.930
			705	803	20.00	.875	8.774	5.745	6.826	7.930
705	805	705	9		47.00	1.500	3.212	.934		
			704	706	12.75	.375	3.722	3.012	1.800	7.930
			705	706	12.75	.375	1.871	2.967	1.154	7.930
			705	803	20.00	.875	10.023	6.179	7.610	7.930
705	805	705	10		47.00	1.500	3.455	1.103		
			704	706	12.75	.375	3.236	3.652	1.645	7.930
			705	706	12.75	.375	3.103	1.724	1.156	7.930
			706	803	20.00	.875	9.968	5.094	7.058	7.930

SAPCHK = CREST OFFSHORE, INC, STRUCTURAL POSTPROCESSOR SYSTEM

PUNCHING SHEAR CHECK FOR = ,NAVY 81FT MLW STRUCTURE 27=771=01 PUNCHING SHEAR CHECK FOR STRAN

CHORD NUMBER	JOINT NUMBER	LOAD CASE	BRACE NUMBER	DIAMETER	THICKNESS	=S T R E S S = =/ AXIAL	BENDING	CALCULATED PUNCHING SHEAR	ALLOWABLE PUNCHING SHEAR
701	801	801	7	46,00	1,125	2,020	1,209		
			801 802	16,00	,500	2,483	,809	1,404	6,547
			801 804	16,00	,500	5,509	2,980	3,615	6,547
			703 801	20,00	,750	,302	7,836	3,278	6,547
701	801	801	8	46,00	1,125	1,814	1,514		
			801 802	16,00	,500	2,668	1,060	1,589	6,547
			801 804	16,00	,500	4,700	3,738	3,583	6,547
			703 801	20,00	,750	,117	8,018	3,204	6,547
701	801	801	9	46,00	1,125	,793	1,261		
			801 802	16,00	,500	5,401	5,007	4,423	6,547
			801 804	16,00	,500	1,708	4,721	2,721	6,547
			703 801	20,00	,750	5,773	5,231	4,219	6,547
701	801	801	10	46,00	1,125	1,048	1,454		
			801 802	16,00	,500	5,619	5,012	4,519	6,547
			801 804	16,00	,500	1,693	5,274	2,943	6,547
			703 801	20,00	,750	5,839	5,367	4,293	6,547
801	1001	801	7	46,00	1,125	,368	1,203		
			801 802	16,00	,500	2,483	,809	1,404	6,547
			801 804	16,00	,500	5,509	2,980	3,615	6,547
			801 1002	16,00	,750	,067	4,537	1,827	6,547
			801 1004	16,00	,750	9,112	4,228	4,912	6,547
801	1001	801	8	46,00	1,125	,132	1,470		
			801 802	16,00	,500	2,668	1,060	1,589	6,547
			801 804	16,00	,500	4,700	3,738	3,583	6,547
			801 1002	16,00	,750	,134	4,712	1,920	6,547
			801 1004	16,00	,750	8,577	4,274	4,740	6,547
801	1001	801	9	46,00	1,125	,134	1,145		
			801 802	16,00	,500	5,401	5,007	4,423	6,547
			801 804	16,00	,500	1,708	4,721	2,721	6,547
			801 1002	16,00	,750	4,815	3,501	3,099	6,547
			801 1004	16,00	,750	5,538	3,463	3,340	6,547
801	1001	801	10	46,00	1,125	,095	1,220		
			801 802	16,00	,500	5,619	5,012	4,519	6,547
			801 804	16,00	,500	1,693	5,274	2,948	6,547
			801 1002	16,00	,750	4,964	3,460	3,135	6,547
			801 1004	16,00	,750	5,387	3,508	3,304	6,547

SAPCHK - CREST OFFSHORE, INC. STRUCTURAL POSTPROCESSOR SYSTEM

PUNCHING SHEAR CHECK FOR - ,NAVY 81FT ML# STRUCTURE 27-771-01 PUNCHING SHEAR CHECK FOR STRAN

CHORD NUMBER	JOINT NUMBER	LOAD CASE	BRACE NUMBER	DIAMETER	THICKNESS	/- -S T R E S S - =/ AXIAL	BENDING	CALCULATED PUNCHING SHEAR	ALLOWABLE PUNCHING SHEAR
703	803	803	7	46.00	1.125	3,993	,564		
			802 803	16.00	,500	2,420	2,151	1,943	6,547
			803 805	16.00	,500	7,092	4,150	4,786	6,547
			706 803	20.00	,750	10,759	4,453	5,722	6,547
703	303	803	8	46.00	1.125	3,531	,876		
			802 803	16.00	,500	2,606	2,362	2,111	6,547
			803 805	16.00	,500	7,227	4,799	5,118	6,547
			706 803	20.00	,750	10,162	3,577	5,150	6,547
703	803	803	9	46.00	1.125	5,443	,438		
			802 803	16.00	,500	5,758	1,583	3,133	6,547
			803 805	16.00	,500	6,138	2,943	3,869	6,547
			706 803	20.00	,750	11,624	3,591	5,689	6,547
703	803	803	10	46.00	1.125	5,217	1,202		
			802 803	16.00	,500	5,986	2,620	3,663	6,547
			803 805	16.00	,500	6,941	3,967	4,644	6,547
			706 803	20.00	,750	11,545	2,965	5,248	6,547
803	1003	803	7	46.00	1.125	,359	,463		
			802 303	16.00	,500	2,420	2,151	1,943	6,547
			803 305	16.00	,500	7,092	4,150	4,786	6,547
			803 1002	16.00	,750	,015	3,983	1,588	6,547
			803 1005	16.00	,750	9,090	3,600	4,654	6,547
803	1003	803	8	46.00	1.125	,114	,584		
			802 803	16.00	,500	2,606	2,362	2,111	6,547
			803 805	16.00	,500	7,227	4,799	5,118	6,547
			803 1002	16.00	,750	,143	4,041	1,657	6,547
			803 1005	16.00	,750	8,443	3,577	4,415	6,547
803	1003	803	9	46.00	1.125	,529	,117		
			802 803	16.00	,500	5,758	1,583	3,133	6,547
			803 803	16.00	,500	6,138	2,943	3,869	6,547
			803 1002	16.00	,750	4,853	4,862	3,653	6,547
			803 1005	16.00	,750	10,172	3,849	5,137	6,547
803	1003	803	10	46.00	1.125	,301	,649		
			802 803	16.00	,500	5,986	2,620	3,663	6,547
			803 805	16.00	,500	6,941	3,967	4,644	6,547
			803 1002	16.00	,750	4,938	4,476	3,728	6,547
			803 1005	16.00	,750	10,081	3,822	5,094	6,547

SAPCHK - CREST OFFSHORE, INC. STRUCTURAL POSTPROCESSOR SYSTEM

PUNCHING SHEAR CHECK FOR - ,NAVY 81FT MLW STRUCTURE 27-771-01 PUNCHING SHEAR CHECK FOR STRAN

CHORD NUMBER	JOINT NUMBER	LOAD CASE	BRACE NUMBER	DIAMETER	THICKNESS	-STRESS- AXIAL	BENDING	CALCULATED PUNCHING SHEAR	ALLOWABLE PUNCHING SHEAR
706	806	806	7	46.00	1.125	5.716	1.477		
			804 806	16.00	.500	4.796	4.396	3.907	6.547
			805 806	16.00	.500	7.743	3.502	4.792	6.547
			701 806	20.00	.750	10.568	4.948	5.852	6.547
706	806	806	8	46.00	1.125	5.623	.661		
			804 806	16.00	.500	3.988	3.200	3.056	6.547
			805 806	16.00	.500	7.882	2.068	4.247	6.547
			701 806	20.00	.750	10.055	5.160	5.751	6.547
706	806	806	9	46.00	1.125	4.446	1.608		
			804 806	16.00	.500	1.255	3.923	2.191	6.547
			805 806	16.00	.500	6.902	3.968	4.628	6.547
			701 806	20.00	.750	6.483	8.263	5.704	6.547
705	806	806	10	46.00	1.125	4.567	.983		
			804 806	16.00	.500	1.245	3.228	1.894	6.547
			805 806	16.00	.500	7.707	2.808	4.484	6.547
			701 806	20.00	.750	6.131	8.467	5.658	6.547
806	1006	806	7	46.00	1.125	.387	1.093		
			804 806	16.00	.500	4.796	4.396	3.907	6.547
			805 806	16.00	.500	7.743	3.502	4.792	6.547
			806 1004	16.00	.750	9.098	4.425	4.984	6.547
			806 1005	16.00	.750	9.043	4.688	5.070	6.547
806	1006	806	8	46.00	1.125	.588	.646		
			804 806	16.00	.500	3.988	3.200	3.056	6.547
			805 806	16.00	.500	7.882	2.068	4.247	6.547
			806 1004	16.00	.750	8.633	4.098	4.690	6.547
			806 1005	16.00	.750	8.469	4.390	4.748	6.547
806	1006	806	9	46.00	1.125	.320	1.522		
			804 806	16.00	.500	1.255	3.923	2.191	6.547
			805 806	16.00	.500	6.902	3.968	4.628	6.547
			806 1004	16.00	.750	5.531	5.161	4.012	6.547
			806 1005	16.00	.750	10.112	4.510	5.378	6.547
806	1006	806	12	46.00	1.125	.545	1.035		
			804 806	16.00	.500	1.245	3.228	1.894	6.547
			805 806	16.00	.500	7.707	2.808	4.484	6.547
			806 1004	16.00	.750	5.443	5.093	3.954	6.547
			806 1005	16.00	.750	10.108	4.528	5.384	6.547

SAPCHK - CREST OFFSHORE, INC. STRUCTURAL POSTPROCESSOR SYSTEM

PUNCHING SHEAR CHECK FOR - ,NAVY 81FT MLW STRUCTURE 27-771-01 PUNCHING SHEAR CHECK FOR STRAN

CHORD NUMBER	JOINT NUMBER	LOAD CASE	BRACE NUMBER	DIAMETER	THICKNESS	/- -S T R E S S - -/ AXIAL	BENDING	CALCULATED PUNCHING SHEAR	ALLOWABLE PUNCHING SHEAR
806	1006	1006	10	46.00	1.125	.441	.311		
			1004 1006	18.00	.500	8.467	3.453	5.081	6.547
			1005 1006	18.00	.500	8.418	4.495	5.499	6.547
1001	1002	1002	7	24.00	.875	2.242	.328		
			801 1002	16.00	.500	.089	2.940	1.307	8.850
1001	1002	1002	8	24.00	.875	2.005	.406		
			801 1002	16.00	.500	.201	2.986	1.373	8.850
1001	1002	1002	9	24.00	.875	.352	.693		
			801 1002	16.00	.500	7.115	3.551	4.463	8.850
1001	1002	1002	10	24.00	.875	.123	.686		
			801 1002	16.00	.500	7.318	3.465	4.509	8.850
1002	1003	1002	7	24.00	.875	2.214	.219		
			803 1002	16.00	.500	.031	3.673	1.500	8.850
1002	1003	1002	8	24.00	.875	1.913	.339		
			803 1002	16.00	.500	.207	3.699	1.553	8.850
1002	1003	1002	9	24.00	.875	3.616	.504		
			803 1002	16.00	.500	7.156	3.392	4.411	8.850
1002	1003	1002	10	24.00	.875	3.459	.652		
			803 1002	16.00	.500	7.295	3.468	4.501	8.850
1001	1004	1004	7	24.00	.875	2.157	.692		
			801 1004	16.00	.500	13.440	3.595	7.085	8.850
1001	1004	1004	8	24.00	.875	1.813	.976		
			801 1004	16.00	.500	12.668	3.686	6.807	8.850
1001	1004	1004	9	24.00	.875	.187	.703		
			801 1004	16.00	.500	8.167	3.618	4.923	8.850
1001	1004	1004	10	24.00	.875	.023	.744		
			801 1004	16.00	.500	7.959	3.681	4.867	8.850
1004	1005	1004	7	24.00	.875	3.957	.843		
			806 1004	16.00	.500	13.437	4.128	7.315	8.850

SAPCHK - CREST OFFSHORE, INC. STRUCTURAL POSTPROCESSOR SYSTEM

PUNCHING SHEAR CHECK FOR - NAVY 81FT MLM STRUCTURE 27-771-01 PUNCHING SHEAR CHECK FOR STRAN

CHORD NUMBER	JOINT NUMBER	LOAD CASE	BRACE NUMBER	DIAMETER	THICKNESS	/- -S T R E S S - -/ AXIAL	BENDING	CALCULATED PUNCHING SHEAR	ALLOWABLE PUNCHING SHEAR
1004	1006	1004	8	24,00	,875	3,971	,631		
			806 1004	16,00	,500	12,732	3,580	6,787	8,850
1004	1006	1004	9	24,00	,875	3,528	,548		
			806 1004	16,00	,500	8,172	3,567	4,818	8,850
1004	1006	1004	10	24,00	,875	3,662	,382		
			806 1004	16,00	,500	8,028	3,215	4,699	8,850
1003	1005	1005	7	24,00	,875	2,043	,711		
			803 1003	16,00	,500	13,407	4,302	7,377	8,850
1003	1005	1005	8	24,00	,875	1,627	,804		
			803 1003	16,00	,500	12,470	4,381	7,026	8,850
1003	1005	1005	9	24,00	,875	3,445	,758		
			803 1003	16,00	,500	15,004	4,420	8,006	8,850
1003	1005	1003	10	24,00	,875	3,142	,925		
			803 1003	16,00	,500	14,883	4,414	8,[illegible]	8,850
1003	1005	1005	7	24,00	,875	4,043	1,065		
			806 1003	16,00	,500	13,356	3,475	6,999	8,850
1003	1005	1003	8	24,00	,875	4,058	,833		
			806 1005	16,00	,500	12,489	2,977	6,427	8,850
1003	1005	1003	9	24,00	,875	3,370	1,179		
			806 1005	16,00	,500	14,932	3,504	7,661	8,850
1005	1006	1005	10	24,00	,875	3,640	,994		
			806 1005	16,00	,500	14,908	3,436	7,621	8,850

END OF JOINT CHECK

END OF RUN - SAPCHK

APPENDIX B.4

SAPACHK - Secondary Joints

6000 REMOTE TCH

secondary joints - sopcheck

UNITED COMPUTING 67. APEX/SL 8.7.0

11.06.29. 09/01/76.

```
PPPPPPPPPPP   UU        UU  YY        YY      111      RRRRRRRRRRR   X          X  ZZZZZZZZZZZZ
PPPPPPPPPPPP  UU        UU  YY        YY     1111      RRRRRRRRRRRR  XX        XX  ZZZZZZZZZZZZ
PP        PP  UU        UU  YY        YY     1 11      RR        RR  XX        XX  Z          ZZ
PP        PP  UU        UU  YY        YY       11      RR        RR   XX      XX            ZZ
PP        PP  UU        UU  YY        YY       11      RR        RR    XX    XX            ZZ
PP        PP  UU        UU  YY        YY       11      RR        RR     XX  XX            ZZ
PPPPPPPPPPPP  UU        UU  YYY      YYY       11      RR        RR      XXXX            ZZ
PPPPPPPPPPP   UU        UU   YYY    YYY        11      RRRRRRRRRRRR       XX         ZZZZZZZZ
PP            UU        UU    YYY  YYY         11      RRRRRRRRRRR        XX            ZZ
PP            UU        UU      YYYY           11      RR  RR            XXXX          ZZ
PP            UU        UU       YY            11      RR   RR          XX  XX        ZZ
PP            UU        UU       YY            11      RR    RR        XX    XX      ZZ
PP            UU        UU       YY            11      RR     RR      XX      XX    ZZ
PP            UU        UU       YY            11      RR      RR    XX        XX  ZZ          Z
PP            UUUUUUUUUUUU       YY      111111111111  RR       RR   XX        XX  ZZZZZZZZZZZZ
PP             UUUUUUUUUU        YY      111111111111  RR        RR  X          X  ZZZZZZZZZZZZ
```

PCMA - CREST OFFSHORE, INC. STRUCTURAL POSTPROCESSING SYSTEM

API CODE CHECK, PUNCHING SHEAR FOR TUBULAR MEMBERS

NAVY SIFT MLP STRUCTURE 27-771-01 PUNCHING SHEAR CHECK FOR STRAN

I N P U T D A T A

MEMBER	JOINT	DIAMETER	THICKNESS	START/END	THETA ANGLE	YIELD
501	502	16.000	.625	2	-0.00	36
502	504	10.750	.365	1	60.00	36
502	505	10.750	.365	1	60.00	36
503	505	16.000	.625	2	-0.00	36
502	505	10.750	.365	2	60.00	36
504	505	10.750	.365	2	60.00	36
501	504	16.000	.625	2	-0.00	36
502	504	10.750	.365	2	60.00	36
504	505	10.750	.365	1	60.00	36
701	702	12.750	.375	2	-0.00	36
702	704	10.750	.365	1	60.00	36
702	705	10.750	.365	1	60.00	36
701	704	12.750	.375	2	-0.00	36
702	704	10.750	.365	2	60.00	36
704	705	10.750	.365	1	60.00	36
703	705	12.750	.375	2	-0.00	36
702	705	10.750	.365	2	60.00	36
704	705	10.750	.365	2	60.00	36
801	802	16.000	.500	2	-0.00	36
802	804	10.750	.365	1	60.00	36
802	805	10.750	.365	1	60.00	36
803	805	16.000	.500	2	-0.00	36
802	805	10.750	.365	2	60.00	36
804	805	10.750	.365	2	60.00	36
801	804	16.000	.500	2	-0.00	36
802	804	10.750	.365	2	60.00	36
804	805	10.750	.365	1	60.00	36
1001	1002	24.000	.875	2	-0.00	36
1002	1004	10.750	.365	1	60.00	36
1002	1003	24.000	.875	1	-0.00	36
1002	1005	10.750	.365	1	60.00	36
1001	1004	24.000	.875	2	-0.00	36
1002	1004	10.750	.365	2	60.00	36
1004	1006	24.000	.875	1	-0.00	36
1004	1005	10.750	.365	1	60.00	36
1003	1005	24.000	.875	2	-0.00	36
1002	1005	10.750	.365	2	60.00	36
1005	1006	24.000	.875	1	-0.00	36
1004	1005	10.750	.365	2	60.00	36

BRACE PROPERTIES TABLE

NUMBER	DIAMETER	THICKNESS	AREA	MODULUS	YIELD
1	1.075000E+01	3.650000E-01	1.190829E+01	2.990404E+01	3.600000E+01

LOAD CASE	LOAD FACTOR
7	1.330
8	1.330
9	1.330

END OF INFL TION READ = FORCE

150 RECORDS TO BE SORTED

SAPCHK - CHEST OFFSHORE, INC. STRUCTURAL POSTPROCESSOR SYSTEM

PUNCHING SHEAR CHECK FOR - ,NAVY 81FT MLW STRUCTURE 27-771-01 PUNCHING SHEAR CHECK FOR STRAN

CHORD NUMBER	JOINT NUMBER	LOAD CASE	BRACE NUMBER		DIAMETER	THICKNESS	-S T R E S S -/ AXIAL	BENDING	CALCULATED PUNCHING SHEAR	ALLOWABLE PUNCHING SHEAR
501	502	502	7		16.00	.625	4.852	5.243		
			502	504	10.75	.365	.710	4.265	2.402	9.326
			502	505	10.75	.365	1.603	4.896	3.120	9.326
501	502	502	8		16.00	.625	6.260	5.422		
			502	504	10.75	.365	.734	4.546	2.550	9.326
			502	505	10.75	.365	1.560	4.928	3.116	9.326
501	502	502	9		16.00	.625	1.705	4.200		
			502	504	10.75	.365	.368	4.517	2.279	9.326
			502	505	10.75	.365	2.108	6.560	4.162	9.326
501	502	502	10		16.00	.625	1.501	4.047		
			502	504	10.75	.365	.503	4.567	2.481	9.326
			502	505	10.75	.365	2.190	6.684	4.357	9.326
503	505	505	7		16.00	.625	5.081	1.756		
			502	505	10.75	.365	1.607	4.184	2.775	9.326
			504	505	10.75	.365	2.281	6.124	4.029	9.326
503	505	505	8		16.00	.625	5.263	1.801		
			502	505	10.75	.365	1.560	4.126	2.725	9.326
			504	505	10.75	.365	2.271	6.042	3.985	9.326
503	505	505	9		16.00	.625	6.504	1.621		
			502	505	10.75	.365	2.106	2.075	2.270	9.326
			504	505	10.75	.365	1.625	5.535	2.467	9.326
503	505	505	10		16.00	.625	6.909	1.946		
			502	505	10.75	.365	2.191	2.280	2.117	9.326
			504	505	10.75	.365	1.564	5.448	2.397	9.326
501	504	504	7		16.00	.625	11.454	5.295		
			502	504	10.75	.365	.715	3.023	2.092	8.659
			504	505	10.75	.365	2.281	5.696	2.847	8.659
501	504	504	8		16.00	.625	10.665	5.126		
			502	504	10.75	.365	.734	3.201	1.895	8.814
			504	505	10.75	.365	2.271	3.119	2.562	8.814

PCMA - CHEST OFFSHORE, INC. STRUCTURAL POSTPROCESSING SYSTEM

PUNCHING SHEAR CHECK FOR - NAVY 61FT MLA STRUCTURE 27-771-01 PUNCHING SHEAR CHECK FOR STMAN

CHORD NUMBER	JOINT NUMBER	LOAD CASE	BRACE NUMBER		DIAMETER	THICKNESS	/- -S T R E S S - -/ AXIAL	BENDING	CALCULATED PUNCHING SHEAR	ALLOWABLE PUNCHING SHEAR
501	504	504	9		16.00	.625	9.850	5.350		
			502	504	10.75	.365	.389	3.227	1.749	8.913
			504	505	10.75	.365	1.625	4.461	2.918	8.913
501	504	504	10		16.00	.625	8.899	5.486		
			502	504	10.75	.365	.503	2.950	1.694	9.042
			504	505	10.75	.365	1.564	4.067	2.698	9.042
701	702	702	7		12.75	.375	2.801	5.005		
			702	704	10.75	.365	.687	5.099	3.040	8.880
			702	705	10.75	.365	.640	2.713	2.691	8.880
701	702	702	8		12.75	.375	3.537	5.739		
			702	704	10.75	.365	.690	3.086	3.052	8.880
			702	705	10.75	.365	.642	2.695	2.678	8.880
701	702	702	9		12.75	.375	3.611	6.970		
			702	704	10.75	.365	.043	.223	.214	8.880
			702	705	10.75	.365	1.137	4.713	4.694	8.880
701	702	702	10		12.75	.375	3.832	6.887		
			702	704	10.75	.365	.005	.370	.334	8.880
			702	705	10.75	.365	1.142	4.765	4.740	8.880
701	704	704	7		12.75	.375	.522	4.786		
			702	704	10.75	.365	.688	1.707	1.912	8.880
			704	705	10.75	.365	1.316	4.641	4.772	8.880
701	704	704	8		12.75	.375	1.222	4.878		
			702	704	10.75	.365	.691	1.715	1.921	8.880
			704	705	10.75	.365	1.320	4.642	4.777	8.880
701	704	704	9		12.75	.375	3.009	6.589		
			702	704	10.75	.365	.043	.569	.495	8.880
			704	705	10.75	.365	1.161	4.968	4.919	8.880
701	704	704	10		12.75	.375	2.530	6.810		
			702	704	10.75	.365	.005	.422	.346	8.880
			704	705	10.75	.365	1.161	5.128	5.049	8.880
705	705	705	7		12.75	.375	.488	5.536		
			702	705	10.75	.365	.640	1.977	2.094	8.880
			704	705	10.75	.365	1.316	4.795	4.898	8.880

SAPCHK - CHEST OFFSHORE, INC. STRUCTURAL POSTPROCESSOR SYSTEM

PUNCHING SHEAR CHECK FOR - .NAVY MIFT MLR STRUCTURE 27-771-01 PUNCHING SHEAR CHECK FOR STRAN

CHORD NUMBER	JOINT NUMBER	LOAD CASE	BRACE NUMBER		DIAMETER	THICKNESS	/- STRESS -/ AXIAL	BENDING	CALCULATED PUNCHING SHEAR	ALLOWABLE PUNCHING SHEAR
703	705	705	6		12.75	.375	.842	5.508		
			702	705	10.75	.365	.643	2.035	2.144	8.880
			704	705	10.75	.365	1.320	4.640	4.937	8.880
703	705	705	9		12.75	.375	.532	2.721		
			702	705	10.75	.365	1.134	3.527	3.730	8.880
			704	705	10.75	.365	1.101	3.358	3.613	8.880
703	705	705	10		12.75	.375	1.757	2.747		
			702	705	10.75	.365	1.143	3.410	3.642	8.880
			704	705	10.75	.365	1.161	3.405	3.651	8.880
801	802	802	7		16.00	.500	2.483	4.103		
			802	804	10.75	.365	.813	3.171	2.396	7.914
			802	805	10.75	.365	.571	2.186	1.658	7.914
801	802	802	8		16.00	.500	2.668	4.227		
			802	804	10.75	.365	.821	3.261	2.456	7.914
			802	805	10.75	.365	.590	2.223	1.691	7.914
801	802	802	9		16.00	.500	5.401	5.171		
			802	804	10.75	.365	.122	1.360	.898	7.914
			802	805	10.75	.365	1.125	4.903	3.630	7.914
801	802	802	10		16.00	.500	5.619	5.261		
			802	804	10.75	.365	.102	1.590	1.026	7.914
			802	805	10.75	.365	1.150	4.933	3.661	7.914
803	805	805	7		16.00	.500	7.044	4.472		
			802	805	10.75	.365	.574	2.874	2.078	7.914
			804	805	10.75	.365	1.387	4.626	3.611	7.914
803	805	805	8		16.00	.500	7.227	4.424		
			802	805	10.75	.365	.590	2.932	2.123	7.914
			804	805	10.75	.365	1.380	4.707	3.656	7.914
803	805	805	9		16.00	.500	6.138	2.252		
			802	805	10.75	.365	1.134	3.644	2.868	7.914
			804	805	10.75	.365	1.252	3.054	2.577	7.914
803	805	805	10		16.00	.500	6.941	2.207		
			802	805	10.75	.365	1.149	3.587	2.842	7.914
			804	805	10.75	.365	1.250	3.019	2.555	7.914

PUNCHING SHEAR CHECK FOR = .NAVY 81F1 MLM STRUCTURE 27-7/1-01 PUNCHING SHEAR CHECK FOR STRAN

CHORD NUMBER	JOINT NUMBER	LOAD CASE	BRACE NUMBER	DIAMETER	THICKNESS	/- STRESS -/ AXIAL	BENDING	CALCULATED PUNCHING SHEAR	ALLOWABLE PUNCHING SHEAR
801	804	804	7	16.00	.500	5.507	2.430		
			802 804	10.75	.365	.815	2.792	2.167	7.914
			804 805	10.75	.365	1.367	5.586	4.196	7.914
801	804	804	8	16.00	.500	4.699	2.420		
			802 804	10.75	.365	.823	2.093	2.111	7.914
			804 805	10.75	.365	1.380	5.471	4.121	7.914
801	804	804	9	16.00	.500	1.707	4.375		
			802 804	10.75	.365	.122	1.676	1.211	7.914
			804 805	10.75	.365	1.252	5.929	4.326	7.914
801	804	804	10	16.00	.500	1.692	4.446		
			802 804	10.75	.365	.102	1.612	1.161	7.914
			804 805	10.75	.365	1.250	5.952	4.339	7.914
1001	1002	1002	7	24.00	.875	2.242	.328		
			1002 1004	10.75	.365	.547	5.277	2.014	8.733
1001	1002	1002	8	24.00	.875	2.005	.406		
			1002 1004	10.75	.365	.605	5.226	2.015	8.733
1001	1002	1002	9	24.00	.875	.352	.693		
			1002 1004	10.75	.365	.035	5.833	2.039	8.733
1001	1002	1002	10	24.00	.875	.123	.686		
			1002 1004	10.75	.365	.045	5.866	2.051	8.733
1002	1003	1002	7	24.00	.875	2.214	.219		
			1002 1005	10.75	.365	.517	4.851	1.856	8.733
1002	1003	1002	8	24.00	.875	1.913	.339		
			1002 1005	10.75	.365	.570	4.867	1.879	8.733
1002	1003	1002	9	24.00	.875	3.616	.504		
			1002 1005	10.75	.365	.956	3.545	1.546	8.733
1002	1003	1002	10	24.00	.875	3.459	.652		
			1002 1005	10.75	.365	.983	3.532	1.550	8.733
1001	1004	1004	7	24.00	.875	2.157	.892		
			1002 1004	10.75	.365	.535	4.391	1.702	8.733

SAPCHK - CREST OFFSHORE, INC. STRUCTURAL POSTPROCESSOR SYSTEM

PUNCHING SHEAR CHECK FOR - .NAVY 81FT MLR STRUCTURE 27-771-01 PUNCHING SHEAR CHECK FOR STRAN

CHORD NUMBER	JOINT NUMBER	LOAD CASE	BRACE NUMBER	DIAMETER	THICKNESS	/- -S T R E S S - -/ AXIAL	BENDING	CALCULATED PUNCHING SHEAR	ALLOWABLE PUNCHING SHEAR
1001 1004 1004		8		24.00	.875	1.813	.976		
			1002 1004	10.75	.365	.594	4.212	1.659	8.733
1001 1004 1004		9		24.00	.875	.187	.703		
			1002 1004	10.75	.365	.035	5.686	1.989	8.733
1001 1004 1004		10		24.00	.875	.023	.744		
			1002 1004	10.75	.365	.035	5.674	1.984	8.733
1004 1006 1004		7		24.00	.875	3.957	.648		
			1004 1005	10.75	.365	1.119	1.433	.865	8.733
1004 1006 1004		8		24.00	.875	3.971	.631		
			1004 1005	10.75	.365	1.090	1.126	.749	8.733
1004 1006 1004		9		24.00	.875	3.528	.540		
			1004 1005	10.75	.365	.991	4.114	1.756	8.733
1004 1006 1004		10		24.00	.875	3.662	.382		
			1004 1005	10.75	.365	.974	4.023	1.719	8.733
1005 1005 1005		7		24.00	.875	2.043	.711		
			1002 1005	10.75	.365	.506	4.308	1.663	8.733
1005 1005 1005		8		24.00	.875	1.627	.804		
			1002 1005	10.75	.365	.558	4.251	1.661	8.733
1005 1005 1005		9		24.00	.875	3.445	.758		
			1002 1005	10.75	.365	.964	1.695	.975	8.733
1005 1005 1005		10		24.00	.875	3.142	.926		
			1002 1005	10.75	.365	.990	1.614	.956	8.733
1005 1006 1005		7		24.00	.875	4.043	1.066		
			1004 1005	10.75	.365	1.119	.890	.677	8.733
1005 1006 1005		8		24.00	.875	4.058	.833		
			1004 1005	10.75	.365	1.090	.809	.639	8.733
1005 1006 1005		9		24.00	.875	3.370	1.179		
			1004 1005	10.75	.365	.991	2.071	1.045	8.733

SESAM = CREST OFFSHORE, INC. STRUCTURAL POSTPROCESSOR SYSTEM

PUNCHING SHEAR CHECK FOR = .NAVY HIFI ML= STRUCTURE 27-171-01 PUNCHING SHEAR CHECK FOR STMAN

CHORD NUMBER	JOINT NUMBER	LOAD CASE	BRACE NUMBER	DIAMETER	THICKNESS	/= =S T R E S S = =/ AXIAL	BENDING	CALCULATED PUNCHING SHEAR	ALLOWABLE PUNCHING SHEAR
1005	1006	1005	10	24.00	.875	3.640	.994		
			1004 1005	10.75	.365	.974	2.183	1.079	8.733

END OF JOINT CHECK

END OF RUN = SAPCHK

APPENDIX B.5

LIFT ANALYSIS

```
MCDONNELL-ECI ICES EXECUTIVE SYSTEM

MAC REL. 2,5 - RELEASED 2/5/73
TIME=10,57,51,  8/24/76
```

STRUDL 'ACMR' 'LIFTING ANALYSIS -- PLATFORM #1 -- U.S.NAVY'

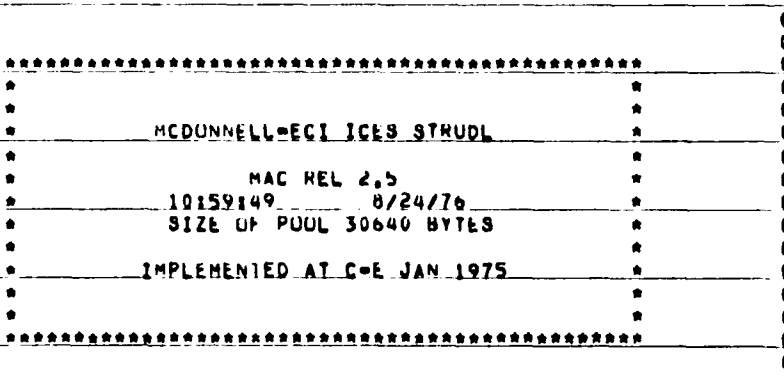

TYPE SPACE FRAME

UNIT FT

JOINT COORDINATES

401	-27.94	14.75	0.
403	-30.03	0.	25.05
406	-27.94	-14.75	0.
501	-25.08	15.15	0.
502	-26.17	7.58	13.08
503	-27.26	0.	26.15
504	-25.08	0.	0.
505	-26.17	-7.58	13.08
506	-25.08	-15.15	0.
701	0.	18.75	0.
702	-1.35	9.38	16.19

703	-2,70	0,	32,37	S
704	0,	0,	0,	
705	-1,35	-9,38	16,19	
706	0,	-18,75	0,	
801	34,12	23,67	0,	
802	32,42	11,84	20,43	
803	30,72	0,	40,85	
804	34,12	0,	0,	
805	32,42	-11,84	20,43	
806	34,12	-23,67	0,	
901	68,23	28,57	0,	
902	66,18	14,29	24,66	
903	64,12	0,	49,32	S
904	68,23	0,	0,	
905	66,18	-14,29	24,66	
906	68,23	-28,57	0,	
1001	72,24	29,15	0,	
1003	68,05	0,	50,26	
1006	72,24	-29,15	0,	

MEMBER INCIDENCES

1	401	501
2	403	503
3	406	506
4	501	701
5	503	703

6	506	706
7	701	801
8	703	803
9	706	806
10	801	901
11	803	903
12	806	906
13	901	1001
14	903	1003
15	906	1006
16	506	701
17	503	706
18	501	703
19	701	806
20	706	803
21	703	801
22	801	904
23	806	904
24	803	905
25	806	905
26	803	902
27	801	902
28	501	504
29	504	506
30	506	505

31	505	503
32	503	502
33	502	501
34	701	704
35	704	706
36	706	705
37	705	703
38	703	702
39	702	701
40	801	804
41	804	806
42	806	805
43	805	803
44	803	802
45	802	801
46	901	904
47	904	906
48	906	905
49	905	903
50	903	902
51	902	901
52	502	504
53	504	505
54	505	502
55	702	704

56	704	705
57	705	702
58	802	804
59	804	805
60	805	802
61	902	904
62	904	905
63	905	902

JOINT RELEASES

703 903 MOM X MOM Y MOM Z FOR Y

UNIT IN KIPS

MEMBER PROPERTIES PRISMATICS

1 TO 5 =
AX 254,27 IX 136171,28 IY 68085,64 IZ 68085,64 SY 2836,90 SZ 2836,90

6 TO 6 =
AX 214,41 IX 111093,36 IY 55546,68 IZ 55546,68 SY 2363,69 SZ 2363,69

7 TO 12 =
AX 71,47 IX 36995,38 IY 18497,69 IZ 18497,69 SY 804,25 SZ 804,25

13 TO 15 =
AX 158,60 IX 79897,06 IY 39948,53 IZ 39948,53 SY 1736,89 SZ 1736,89

16 TO 18 =
AX 66,71 IX 5962,80 IY 2981,40 IZ 2981,40 SY 298,14 SZ 298,14

19 TO 21 =
AX 38,04 IX 3574,08 IY 1787,04 IZ 1787,04 SY 178,71 SZ 178,71

22 TO 33 =
AX 24,35 IX 1463,86 IY 731,93 IZ 731,93 SY 91,49 SZ 91,49

34 TO 39 =
AX 14,58 IX 558,64 IY 279,32 IZ 279,32 SY 43,81 SZ 43,81

40 TO 45 =
AX 18,40 IX 1124,14 IY 562,07 IZ 562,07 SY 70,25 SZ 70,25

```
46 TO 51 =
    AX  27.48  IX   2106.22  IY  1053.11  IZ  1053.11  SY  117.01  SZ  117.01

52 TO 63 =
    AX  11.91  IX    321.46  IY   160.73  IZ   160.73  SY   29.90  SZ   29.90

CONSTANT

 E 30000,  ALL

UNIT FT LBS

LOADING 1 'LIFTING WEIGHT ==PLATFORM #1 ==U.S.NAVY'

MEMBER LOADS

 1 TO 3    FOR Z GLO UNI     W =864.43

 4 TO 6    FOR Z GLO UNI FR W =864.43    LA 0.0    LB 0.17

 4 TO 6    FOR Z GLO UNI FR W =728.92    LA 0.17   LB 1.0

 7 TO 9    FOR Z GLO UNI FR W =728.92    LA 0.0    LB 0.11

 7 TO 9    FOR Z GLO UNI FR W =242.97    LA 0.11   LB 0.858

 7 TO 9    FOR Z GLO UNI FR W =539.18    LA 0.858  LB 1.0

 10 TO 12  FOR Z GLO UNI FR W =539.18    LA 0.0    LB 0.123

 10 TO 12  FOR Z GLO UNI FR W =242.97    LA 0.123  LB 0.941

 10 TO 12  FOR Z GLO UNI FR W =539.18    LA 0.941  LB 1.00

 13 TO 15  FOR Z GLO UNI     W =539.18

 16 TO 18  FOR Z GLO UNI     W =226.78

 19 TO 21  FOR Z GLO UNI     W =129.32

 22 TO 33  FOR Z GLO UNI     W  =82.69

 34 TO 39  FOR Z GLO UNI     W  =49.52

 40 TO 45  FOR Z GLO UNI     W  =62.57

 46 TO 51  FOR Z GLO UNI     W  =93.45

 52 TO 63  FOR Z GLO UNI     W  =40.44
```

```
LOADING LIST ALL

STIFFNESS ANALYSIS
STATICS CHECK FAILED FOR JOINT 1001     LOADING 1        COUNT 6
DOF                    1             2             3             4             5             6
UNBALANCE          -1,41382D 01 -1,01966D 02  6,67872D 01 -5,10430D 02  3,21490D 03  4,61231D 03
FORCE               0,0           0,0           0,0           0,0           0,0           0,0
TOLERANCE           6,63307D 00  9,90040D 00  1,53830D 01  1,87741D 02  3,46162D 02  1,69003D 02
STATICS CHECK FAILED FOR JOINT 1003     LOADING 1        COUNT 3
DOF                    1             2             3             4             5             6
UNBALANCE          -6,08601D-01  6,41235D 01  2,54429D 00  7,38622D 02  4,22858D 01 -3,25057D 03
FORCE               0,0           0,0           0,0           0,0           0,0           0,0
TOLERANCE           6,63307D 00  9,90040D 00  1,53830D 01  1,87741D 02  3,46162D 02  1,69003D 02
STATICS CHECK FAILED FOR JOINT 1006     LOADING 1        COUNT 5
DOF                    1             2             3             4             5             6
UNBALANCE          -3,20556D 00  3,76269D 01 -4,51497D 01 -5,43962D 02 -2,47048D 03 -1,95511D 03
FORCE               0,0           0,0           0,0           0,0           0,0           0,0
TOLERANCE           6,63307D 00  9,90040D 00  1,53830D 01  1,87741D 02  3,46162D 02  1,69003D 02

OUTPUT DECIMAL 2

UNIT IN KIPS

LIST FORCES REACTIONS ALL
```

****
RESULTS OF LATEST ANALYSES
****

PROBLEM = ACMR TITLE = LIFTING ANALYSIS -- PLATFORM #1 -- U.S.NAVY

ACTIVE UNITS INCH KIPS RAD FAHR SEC LBM

LOADING = 1 LIFTING WEIGHT --PLATFORM #1 --U.S.NAVY

MEMBER FORCES

MEMBER	JOINT	FORCE			MOMENT		
		AXIAL	SHEAR Y	SHEAR Z	TORSIONAL	BENDING Y	BENDING Z
1	401	-0.00	-0.00	-0.00	-0.00	0.00	-0.00
1	501	0.00	0.00	2.50	0.00	43.26	-0.00
2	403	-0.00	0.00	0.00	-0.00	-0.00	0.00
2	503	0.95	-0.00	2.39	0.00	42.82	0.00
3	406	0.00	-0.00	0.00	-0.00	-0.01	-0.00
3	506	-0.00	0.00	2.50	0.00	43.24	-0.00
4	501	25.81	2.33	13.46	-453.84	-160.53	126.39
4	701	-25.81	-2.33	5.60	453.84	-960.77	582.88
5	503	-12.77	-3.57	1.71	481.74	353.43	-150.74
5	703	17.45	3.57	16.76	-481.74	2006.30	-933.85
6	506	4.94	1.54	6.33	693.02	-214.94	43.83
6	706	-4.94	-1.54	12.72	-693.02	1259.00	425.83
7	701	17.07	-1.77	5.44	352.90	-12.48	-601.36
7	801	-17.07	1.77	6.23	-352.90	257.47	-131.35
8	703	2.70	3.79	12.10	-26.50	-1959.46	949.82
8	803	0.17	-3.79	-0.79	26.50	-628.84	616.96
9	706	-0.63	-0.49	9.38	390.63	-1248.28	-272.09
9	806	0.63	0.49	2.29	-390.63	-136.28	68.79
10	801	0.38	0.05	5.88	177.47	-266.84	-6.59
10	901	-0.38	-0.05	4.35	-177.47	59.79	28.86
11	803	0.14	-1.31	3.32	7.90	581.94	-527.84
11	903	2.37	1.31	6.60	-7.90	202.53	-13.40
12	806	0.45	-0.11	5.40	-16.52	-59.14	-9.49

MEMBER FORCES

MEMBER	JOINT	FORCE			MOMENT		
		AXIAL	SHEAR Y	SHEAR Z	TORSIONAL	BENDING Y	BENDING Z
12	906	-0,45	0,11	4,83	16,52	50,32	-36,54
13	901	0,03	0,10	2,12	0,04	-53,12	0,20
13	1001	-0,03	-0,10	0,07	-0,04	3,25	4,61
14	903	0,51	-0,06	2,12	0,04	-51,29	0,22
14	1003	-0,00	0,06	0,00	-0,04	0,04	-3,33
15	906	0,01	-0,04	2,23	0,18	-52,78	0,17
15	1006	-0,01	0,04	-0,05	-0,18	-2,52	-1,96
16	506	-10,68	0,26	0,62	-103,03	673,05	64,82
16	701	10,68	-0,26	8,94	103,03	1431,46	64,24
17	503	17,05	-1,83	3,85	-22,90	-409,31	-202,42
17	706	-22,98	-1,11	3,05	22,90	205,77	19,11
18	501	-38,99	0,75	1,89	10,87	84,17	-171,66
18	703	46,35	2,07	3,55	-10,87	334,29	-161,95
19	701	-3,87	-0,12	3,03	31,35	-145,56	-54,15
19	806	3,87	0,12	4,01	-31,35	467,37	-27,51
20	706	26,47	-1,22	2,07	-1,48	-243,15	-193,91
20	803	-21,19	-0,72	2,16	1,48	271,26	29,78
21	703	-37,69	1,56	2,90	-28,25	-370,75	257,32
21	801	33,50	0,46	2,39	28,25	205,62	104,11
22	801	0,55	-0,01	1,76	3,60	-113,95	-2,95
22	904	-0,55	0,01	1,67	-3,60	90,49	-3,54
23	806	-0,18	0,01	1,85	10,01	-148,52	2,39
23	904	0,18	-0,01	1,58	-10,01	82,26	2,83
24	803	6,31	-0,35	1,57	-4,68	-113,68	-46,43
24	905	-7,65	-0,14	1,55	4,88	107,08	-7,01
25	806	-5,29	-0,26	1,40	0,94	-106,03	-15,09
25	905	7,33	-0,21	1,32	-0,94	87,55	2,66
26	803	9,89	0,30	1,62	12,52	-126,78	21,47
26	902	-11,23	0,19	1,51	-12,52	100,13	5,97
27	801	-8,60	0,12	1,38	9,26	-96,38	-29,29
27	902	10,64	0,35	1,34	-9,26	88,52	-20,43
28	501	11,80	-0,39	-0,43	-34,17	124,61	-78,91
28	504	-11,80	0,39	1,68	34,17	66,64	8,20
29	504	13,21	-0,66	1,11	-28,45	-60,79	-21,84
29	506	-13,21	0,66	0,14	28,45	-27,79	-98,49
30	506	-11,13	-0,04	0,01	-16,82	-14,11	32,03
30	505	12,21	-0,59	-0,12	16,82	2,55	17,66
31	505	-16,46	0,55	0,22	-5,82	-5,06	8,60
31	503	17,54	-0,98	-0,32	5,82	-44,46	112,25
32	503	10,69	-0,56	-0,12	-23,28	8,57	-101,94
32	502	-11,77	1,19	0,22	23,28	22,56	-57,34
33	502	14,58	1,52	-0,23	-31,56	-13,06	75,87
33	501	-15,66	-0,90	0,34	31,56	64,60	144,55
34	701	18,73	0,02	-0,47	-8,17	124,37	-6,00

MEMBER FORCES

MEMBER	JOINT	FORCE			MOMENT		
		AXIAL	SHEAR Y	SHEAR Z	TORSIONAL	BENDING Y	BENDING Z
34	704	-18,73	-0,02	1,40	8,17	86,15	11,41
35	704	19,21	-0,22	0,76	-4,79	-61,52	-16,86
35	706	-19,21	0,22	0,17	4,79	-5,24	-31,55
36	706	-70,18	-0,14	-0,11	-4,05	9,26	-4,68
36	705	70,98	-0,32	0,04	4,05	7,34	25,41
37	705	-74,02	-0,28	0,04	0,61	-6,87	-14,24
37	703	74,83	-0,18	-0,12	-0,61	-10,95	2,54
38	703	-30,51	0,37	0,06	-3,42	-5,85	32,48
38	702	29,71	0,09	0,01	3,42	0,04	-0,89
39	702	-26,58	1,05	-0,07	-7,27	3,89	60,87
39	701	25,78	-0,59	0,15	7,27	21,00	122,86
40	801	11,09	0,16	0,16	-4,32	84,70	22,33
40	804	-11,09	-0,16	1,32	4,32	80,08	21,84
41	804	11,45	-0,15	1,07	5,11	-76,34	-21,05
41	806	-11,45	0,15	0,41	-5,11	-17,39	-21,95
42	806	-14,01	-0,22	-0,25	4,91	36,70	19,34
42	805	15,29	-0,52	0,13	-4,91	16,91	24,33
43	805	-18,78	-0,62	-0,11	-0,10	-6,80	-55,23
43	803	20,06	-0,12	-0,01	0,10	21,21	-14,78
44	803	2,88	0,60	0,16	2,40	-9,30	51,69
44	802	-4,15	0,14	-0,03	-2,40	-17,85	13,83
45	802	8,15	1,13	-0,08	4,29	10,12	93,98
45	801	-9,43	-0,40	0,20	-4,29	30,55	125,27
46	901	4,19	-0,01	0,78	-41,58	61,50	-0,57
46	904	-4,19	0,01	1,89	41,58	129,82	-4,24
47	904	5,00	0,01	1,65	55,37	-118,71	3,86
47	906	-5,00	-0,01	1,02	-55,37	10,00	1,09
48	906	-9,57	-0,41	0,23	17,05	-45,13	23,13
48	905	11,87	-0,92	-0,45	-17,05	-70,68	63,63
49	905	-30,28	-0,58	0,47	-15,70	-92,25	-24,49
49	903	32,59	-0,75	-0,69	15,70	-107,30	54,01
50	903	-35,14	0,79	0,57	12,77	-83,79	59,60
50	902	32,83	0,54	-0,35	-12,77	-74,49	-17,91
51	902	-10,68	1,32	0,45	-21,37	-77,60	111,57
51	901	8,38	0,01	-0,23	21,37	-36,84	112,27
52	502	-0,82	-0,22	0,07	5,65	-2,93	-10,65
52	504	0,29	-0,09	-0,02	-5,65	-4,85	-1,56
53	504	-3,06	0,11	-0,06	2,31	9,52	3,13
53	505	3,59	0,20	0,01	-2,31	-3,71	-10,95
54	505	3,96	-0,08	0,35	-1,26	-15,82	-5,64
54	502	-3,96	0,08	0,26	1,26	7,14	-9,13
55	702	-1,69	-0,36	0,05	3,06	-1,29	-29,16
55	704	1,04	-0,01	0,01	-3,06	-2,69	-10,38
56	704	-1,61	0,23	-0,04	0,92	5,37	13,71

FINISH

APPENDIX B.6

MATERIAL LISTING

1	30.000	1.750	0.0	3	5.000	SHT.1 LEG CAN
1	30.000	1.000	0.0	3	9.083	SHT.1 LEG CAN
1	30.000	1.500	0.0	3	5.000	SHT.1 LEG CAN
1	30.000	1.000	0.0	1	8.053	SHT.1 LEG CAN
1	30.000	1.000	0.0	2	5.657	SHT.1 LEG CAN
1	30.000	1.500	0.0	1	4.395	SHT.1 LEG CAN
1	30.000	1.500	0.0	2	6.791	SHT.1 LEG CAN
1	30.000	1.000	0.0	3	18.969	SHT.1 LEG CAN
3	5.320	5.320	1.000	3	0.0	SHT.1 LEG CONE
1	42.000	1.000	0.0	3	5.000	SHT.1 LEG CAN
2	18.000	50.000	0.0	5	26.375	SHT.1 HORIZBRACE
2	21.000	73.000	0.0	1	26.667	SHT.1 HORIZBRACE
1	12.750	0.500	0.0	3	24.333	SHT.1 DIAGBRACE
1	12.750	1.000	0.0	3	2.667	SHT.1 DIAGBRACE
1	12.750	0.750	0.0	3	2.667	SHT.1 DIAGBRACE
1	12.750	0.500	0.0	3	22.293	SHT.1 HORIZBRACE
1	12.750	0.750	0.0	6	2.437	SHT.1 HORIZBRACE
1	8.625	0.322	0.0	2	13.788	SHT.1 DIAGBRACE
2	8.000	24.000	0.0	3	4.583	SHT.2 BRACES
2	6.000	15.500	0.0	3	7.750	SHT.2 BRACES
2	8.000	24.000	0.0	3	14.500	SHT.2 BRACES
2	6.000	15.500	0.0	1	8.000	SHT.2 BRACES
2	8.000	24.000	0.0	2	4.229	SHT.2 BRACES
2	12.000	27.000	0.0	1	5.000	SHT.2 BRACES
2	12.000	27.000	0.0	1	3.667	SHT.2 BRACES
3	0.333	136.000	0.375	1	0.0	SHT.2 FLRPLTSUPPT.
3	19.660	19.660	0.276	1	0.0	SHT.2 FLRPLT .250THK
2	6.000	15.500	0.0	1	2.917	SHT.3 BRACES
2	6.000	15.500	0.0	1	5.750	SHT.3 BRACES
2	6.000	15.500	0.0	1	8.750	SHT.3 BRACES
2	6.000	15.500	0.0	1	11.583	SHT.3 BRACES
2	8.000	24.000	0.0	1	14.500	SHT.3 BRACES
2	6.000	15.500	0.0	2	2.750	SHT.3 BRACES
2	6.000	15.500	0.0	2	5.833	SHT.3 BRACES
2	6.000	15.500	0.0	2	8.917	SHT.3 BRACES
2	18.000	50.000	0.0	1	7.917	SHT.3 BRACES
2	6.000	15.500	0.0	2	11.917	SHT.3 BRACES
2	8.000	24.000	0.0	2	14.583	SHT.3 BRACES
2	6.000	15.500	0.0	1	4.333	SHT.3 BRACES
2	6.000	15.500	0.0	1	7.167	SHT.3 BRACES
2	6.000	15.500	0.0	1	10.000	SHT.3 BRACES
2	6.000	15.500	0.0	1	13.000	SHT.3 BRACES
2	12.000	27.000	0.0	2	3.270	SHT.3 BRACES
2	8.000	24.000	0.0	2	3.270	SHT.3 BRACES
2	8.000	24.000	0.0	2	4.000	SHT.3 BRACES
2	8.000	24.000	0.0	2	4.229	SHT.3 BRACES
2	12.000	27.000	0.0	2	10.167	SHT.3 BRACES
2	12.000	27.000	0.0	1	18.250	SHT.3 BRACES
2	6.000	15.500	0.0	2	4.917	SHT.3 BRACES
2	6.000	15.500	0.0	7	10.750	SHT.3 BRACES
2	6.000	15.500	0.0	4	3.000	SHT.3 BRACES
3	1.000	1.000	0.250	4	0.0	SHT.3 BRACES
3	0.302	1.406	0.500	14	0.0	SHT.3 BRACES
3	25.270	25.270	0.276	1	0.0	SHT.3 FLRPLT .250THK
3	0.667	10.080	0.500	3	0.0	SHT.4 LEG POINT
3	3.640	3.640	0.500	3	0.0	SHT.4 LEG POINT
3	1.000	1.000	0.500	3	0.0	SHT.4 LEG POINT
3	0.667	3.208	0.750	6	0.0	SHT.4 LEG POINT
3	1.790	1.790	0.750	6	0.0	SHT.4 LEG POINT

3	1.790	1.790	0.750	6	0.0	SHT.4 LEG POINT
3	0.500	10.340	0.125	3	0.0	SHT.4 LEG POINT
3	2.210	3.583	1.250	3	0.0	SHT.4 LIFTLUG
3	1.740	1.740	1.250	6	0.	SHT.4 LIFTLUG
3	2.360	2.360	1.000	3	0.0	SHT.4 LIFTLUG
3	0.738	0.738	1.000	6	0.0	SHT.4 LIFTLUG
3	0.667	1.104	1.000	6	0.0	SHT.4 LIFTLUG
3	0.875	1.208	0.750	2	0.0	SHT.4
1	2.375	0.154	0.0	51	0.489	SHT.5 HANDRAIL DET.
3	0.323	0.489	0.250	34	0.0	SHT.5 HANDRAIL DET.
3	0.281	0.489	0.250	15	0.0	SHT.5 HANDRAIL DET.
1	2.375	0.154	0.0	62	0.083	SHT.5 HANDRAIL DET.
3	0.333	183.000	0.250	1	0.0	SHT.5 HANDRAIL DET.
1	1.900	0.145	0.0	1	590.000	SHT.5 HANDRAIL DET.
1	4.500	0.337	0.0	1	50.500	ANTENNA MOUNT
3	0.375	0.375	0.250	2	0.0	ANTENNA MOUNT
3	0.917	1.000	0.375	15	0.0	ANTENNA MOUNT
5	3.000	3.000	0.375	1	40.000	ANTENNA MOUNT
5	3.000	3.000	0.250	4	1.333	BATTERY BOX TIE DOWN
5	4.000	3.000	0.375	2	8.000	SOLAR PANEL SUPPORT
5	4.000	3.000	0.375	2	3.667	SOLAR PANEL SUPPORT
5	5.000	3.000	0.375	1	11.333	SOLAR PANEL SUPPORT
5	5.000	3.000	0.375	3	10.417	SOLAR PANEL SUPPORT
5	5.000	3.000	0.375	1	9.600	SOLAR PANEL SUPPORT
5	5.000	3.000	0.375	1	4.375	SOLAR PANEL SUPPORT
5	5.000	3.000	0.375	1	5.229	SOLAR PANEL SUPPORT
5	5.000	3.000	0.375	7	0.583	SOLAR PANEL SUPPORT
5	5.000	3.000	0.375	1	1.333	SOLAR PANEL SUPPORT
5	5.000	3.000	0.375	2	1.833	SOLAR PANEL SUPPORT
5	5.000	3.000	0.375	1	2.333	SOLAR PANEL SUPPORT
1	8.625	0.500	0.0	2	27.000	STAIRWAY NO.1
1	6.625	0.500	0.0	1	12.000	STAIRWAY NO.1
1	6.625	0.500	0.0	3	5.667	STAIRWAY NO.1
4	5.790	5.790	0.0	1	7.360	STAIRWAY NO.1
1	4.500	0.337	0.0	3	5.667	STAIRWAY NO.1
4	0.910	2.500	0.0	25	7.360	STAIRWAY NO.1
3	0.333	12.000	0.250	1	0.0	STAIRWAY NO.1
1	8.625	0.500	0.0	2	0.750	STAIRWAY NO.1
3	0.167	2.450	0.250	1	0.0	STAIRWAY NO.1
3	0.167	0.708	0.500	50	0.0	STAIRWAY NO.1
4	0.625	3.218	0.0	1	7.360	STAIRWAY NO.1
3	0.833	1.250	0.500	2	0.0	STAIRWAY NO.1
5	2.500	2.500	0.250	4	3.218	STAIRWAY NO.1
3	0.333	25.208	0.250	2	0.0	STAIRWAY NO.1
1	1.900	0.145	0.0	1	131.000	STAIRWAY NO.1
1	1.900	0.281	0.0	1	65.000	STAIRWAY NO.1
6	12.000	25.000	0.0	2	37.000	STAIRWAY NO.2
3	0.333	35.239	0.250	2	0.0	STAIRWAY NO.2
3	0.333	16.360	0.250	1	0.0	STAIRWAY NO.2
3	0.333	23.000	0.250	1	0.0	STAIRWAY NO.2
4	0.906	2.500	0.0	35	7.360	STAIRWAY NO.2
5	2.500	2.500	0.250	14	2.500	STAIRWAY NO.2
6	12.000	25.000	0.0	1	16.360	STAIRWAY NO.2
1	1.900	0.145	0.0	1	53.000	STAIRWAY NO.2
2	12.000	27.000	0.0	3	3.750	STAIRWAY NO.2
4	4.010	4.010	0.0	1	7.360	STAIRWAY NO.2
1	4.500	0.337	0.0	3	5.000	STAIRWAY NO.2
1	1.900	0.145	0.0	1	176.000	STAIRWAY NO.2
6	12.000	25.000	0.0	2	16.667	STAIRWAY NO.3
3	0.333	16.333	0.250	2	0.0	STAIRWAY NO.3
6	12.000	25.000	0.0	2	5.000	STAIRWAY NO.3
6	12.000	25.000	0.0	1	3.000	STAIRWAY NO.3
3	0.333	5.000	0.250	2	0.0	STAIRWAY NO.3
4	0.906	2.500	0.0	15	7.360	STAIRWAY NO.3
5	2.500	2.500	0.250	8	2.500	STAIRWAY NO.3
1	1.900	0.145	0.0	1	128.000	STAIRWAY NO.3
6	10.000	15.300	0.0	2	25.500	STAIRWAY NO.3

3	0.333	25.000	0.250	2	0.0	STAIRWAY NO.4
4	0.906	2.500	0.0	24	0.0	STAIRWAY NO.4
1	1.900	0.145	0.0	1	13.0	STAIRWAY NO.4
5	2.500	2.500	0.250	1	2.500	STAIRWAY NO.4
3	0.250	2.500	0.375	1	0.0	STAIRWAY NO.4
5	2.500	2.500	0.250	10	2.500	STAIRWAY NO.4
1	2.375	0.154	0.0	3	7.720	ANTI-CLIMB DEVICE
1	2.375	0.154	0.0	1	6.750	ANTI-CLIMB DEVICE
1	2.375	0.154	0.0	4	3.000	ANTI-CLIMB DEVICE
1	2.375	0.154	0.0	1	1.083	ANTI-CLIMB DEVICE
3	0.208	48.500	0.375	2	0.0	SAFETY LADDER
3	0.208	0.750	0.375	16	0.0	SAFETY LADDER
1	2.375	0.154	0.0	1	14.000	CONDUIT PIPE
6	12.000	20.700	0.0	3	1.250	NAV-AID SUPPORT BRKT

MATERIAL LISTING PROGRAM

CREST OFFSHORE, INC.

TULSA, OKLAHOMA

CREATED IN APRIL 1974
MODIFIED FEB 1975



U.S.NAVY ACMR PLATFORMS SUPERSTRUCTURE 27-771-01 BILL OF MATERIALS & WEIGHT

U.S.NAVY ACMR PLATFORMS SUPERSTRUCTURE 27-771-01 BILL OF MATERIALS & WEIGHT

PIPE

NOMINAL DIMENSION (IN X IN)	QUANTITY	MEMBER LENGTH (FT)	TOTAL LENGTH (FT)	TOTAL WEIGHT (POUNDS)
42.000 O.D. X 1.000 WT	3	5.00	15.00	6574.4
30.000 O.D. X 1.750 WT	3	5.00	15.00	7927.4
30.000 O.D. X 1.500 WT	2	6.79	13.58	6207.0
30.000 O.D. X 1.500 WT	3	5.00	15.00	6855.0
30.000 O.D. X 1.500 WT	1	4.39	4.39	2008.5
30.000 O.D. X 1.000 WT	3	18.97	56.91	17641.9
30.000 O.D. X 1.000 WT	3	9.08	27.25	8447.6
30.000 O.D. X 1.000 WT	1	8.05	8.05	2496.5
30.000 O.D. X 1.000 WT	2	5.66	11.31	3507.5
12.750 O.D. X 1.000 WT	3	2.67	8.00	1005.0
12.750 O.D. X 0.750 WT	3	2.67	8.00	769.8
12.750 O.D. X 0.750 WT	6	2.44	14.62	1406.8
12.750 O.D. X 0.500 WT	3	24.33	73.00	4779.8
12.750 O.D. X 0.500 WT	3	22.29	66.88	4379.0
8.625 O.D. X 0.500 WT	2	27.00	54.00	2345.1
8.625 O.D. X 0.500 WT	2	0.75	1.50	65.1
8.625 O.D. X 0.322 WT	2	13.79	27.58	788.1
6.625 O.D. X 0.500 WT	1	12.00	12.00	392.9
6.625 O.D. X 0.500 WT	3	5.67	17.00	556.6
4.500 O.D. X 0.337 WT	1	50.50	50.50	757.4
4.500 O.D. X 0.337 WT	3	5.67	17.00	255.0
4.500 O.D. X 0.337 WT	3	5.00	15.00	225.0
2.375 O.D. X 0.154 WT	1	14.00	14.00	51.2
2.375 O.D. X 0.154 WT	3	7.72	23.16	84.7
2.375 O.D. X 0.154 WT	1	6.75	6.75	24.7
2.375 O.D. X 0.154 WT	4	3.00	12.00	43.9
2.375 O.D. X 0.154 WT	1	1.08	1.08	4.0
2.375 O.D. X 0.154 WT	51	0.49	24.94	91.2
2.375 O.D. X 0.154 WT	62	0.08	5.15	18.8
1.900 O.D. X 0.281 WT	1	65.00	65.00	316.1
1.900 O.D. X 0.145 WT	1	590.00	590.00	1605.0
1.900 O.D. X 0.145 WT	1	176.00	176.00	478.8
1.900 O.D. X 0.145 WT	1	135.00	135.00	367.2
1.900 O.D. X 0.145 WT	1	131.00	131.00	356.4
1.900 O.D. X 0.145 WT	1	128.00	128.00	348.2

U.S.NAVY ACMR PLATFORMS SUPERSTRUCTURE 27-771-01 BILL OF MATERIALS & WEIGHT

PIPE

NOMINAL DIMENSION (IN X IN)	QUANTITY	MEMBER LENGTH (FT)	TOTAL LENGTH (FT)	TOTAL WEIGHT (POUNDS)
1.900 O.D. X 0.145 WT	1	53.00	53.00	148.2

TOTAL WEIGHT OF PIPE MEMBERS = 83325.1

U.S.NAVY ACHR PLATFORMS SUPERSTRUCTURE 27-771-01 BILL OF MATERIALS & WEIGHT

W SHAPE

NOMINAL DIMENSION	QUANTITY	MEMBER LENGTH (FT)	TOTAL LENGTH (FT)	TOTAL WEIGHT (POUNDS)
W 21 X 73.00	1	26.67	26.67	1946.7
W 18 X 50.00	5	26.38	131.88	6593.8
W 18 X 50.00	1	7.92	7.92	395.8
W 12 X 27.00	1	18.25	18.25	492.8
W 12 X 27.00	2	10.17	20.33	549.0
W 12 X 27.00	1	9.00	5.00	135.0
W 12 X 27.00	3	3.75	11.25	303.8
W 12 X 27.00	1	3.67	3.67	99.0
W 12 X 27.00	2	3.27	6.54	176.6
W 8 X 24.00	2	14.58	29.17	700.0
W 8 X 24.00	4	14.50	58.00	1392.0
W 8 X 24.00	3	4.58	13.75	330.0
W 8 X 24.00	4	4.23	16.92	406.0
W 8 X 24.00	2	4.00	8.00	192.0
W 8 X 24.00	2	3.27	6.54	157.0
W 6 X 15.50	1	13.00	13.00	201.5
W 6 X 15.50	2	11.92	23.83	369.4
W 6 X 15.50	1	11.58	11.58	179.5
W 6 X 15.50	7	10.75	75.25	1166.4
W 6 X 15.50	1	10.00	10.00	155.0
W 6 X 15.50	2	8.92	17.83	276.4
W 6 X 15.50	1	8.75	8.75	135.6
W 6 X 15.50	1	8.00	8.00	124.0
W 6 X 15.50	3	7.75	23.25	360.4
W 6 X 15.50	1	7.17	7.17	111.1
W 6 X 15.50	2	5.83	11.67	180.8
W 6 X 15.50	1	5.75	5.75	89.1
W 6 X 15.50	2	4.92	9.83	152.4
W 6 X 15.50	1	4.33	4.33	67.2
W 6 X 15.50	4	3.00	12.00	186.0
W 6 X 15.50	1	2.92	2.92	45.2
W 6 X 15.50	2	2.75	5.50	85.3

TOTAL WEIGHT OF W-SHAPE MEMBERS= 17734.6

U.S.NAVY ACMR PLATFORMS SUPERSTRUCTURE 27-771-01 BILL OF MATERIALS & WEIGHT

PLATE

NOMINAL DIMENSION (FT X FT X IN)	QUANTITY	TOTAL AREA (SQ. FT.)	TOTAL WEIGHT (POUNDS)	
2.21 X 3.58 X 1.250	3	23.76	1212.5	
1.74 X 1.74 X 1.250	6	18.17	927.2	
5.32 X 5.32 X 1.000	3	84.91	3467.0	
2.36 X 2.36 X 1.000	3	16.71	682.3	
0.67 X 1.10 X 1.000	6	4.42	180.4	
0.74 X 0.74 X 1.000	6	3.27	133.4	
1.79 X 1.79 X 0.750	6	19.22	588.8	
0.67 X 3.21 X 0.750	6	12.84	393.2	
0.88 X 1.21 X 0.750	2	2.11	64.7	
3.64 X 3.64 X 0.500	3	39.75	811.5	
0.67 X 10.08 X 0.500	3	20.17	411.8	
0.83 X 1.25 X 0.500	2	2.08	42.5	
1.00 X 1.00 X 0.500	3	3.00	61.2	
0.30 X 1.41 X 0.500	14	5.94	121.4	
0.17 X 0.71 X 0.500	50	5.91	120.7	
0.33 X 136.00 X 0.375	1	45.29	693.5	
0.21 X 48.50 X 0.375	2	20.18	308.9	
0.92 X 1.00 X 0.375	15	13.75	210.6	
0.25 X 2.50 X 0.375	1	0.63	9.6	
0.21 X 0.75 X 0.375	16	2.50	38.2	
25.27 X 25.27 X 0.276	1	638.57	7196.7	= 1/4" Checkered Floor Plate
19.66 X 19.66 X 0.276	1	386.52	4356.0	= 1/4" Checkered Floor Plate
0.33 X 183.00 X 0.250	1	60.94	622.1	
0.33 X 35.24 X 0.250	2	23.47	239.6	
0.33 X 25.21 X 0.250	2	16.79	171.4	
0.33 X 25.00 X 0.250	2	16.65	170.0	
0.33 X 23.00 X 0.250	1	7.66	78.2	
0.33 X 16.36 X 0.250	1	5.45	55.6	
0.33 X 16.33 X 0.250	2	10.88	111.0	
0.33 X 12.00 X 0.250	1	4.00	40.8	
0.33 X 5.00 X 0.250	2	3.33	34.0	
1.00 X 1.00 X 0.250	4	4.00	40.8	
0.17 X 2.45 X 0.250	1	0.41	4.2	
0.32 X 0.49 X 0.250	34	5.37	54.8	
0.38 X 0.38 X 0.250	2	0.28	2.9	

U.S.NAVY ACMR PLATFORMS SUPERSTRUCTURE 27-771-01 BILL OF MATERIALS & WEIGHT

PLATE

NOMINAL DIMENSION (FT X FT X IN)	QUANTITY	TOTAL AREA (SQ. FT.)	TOTAL WEIGHT (POUNDS)
0.28 X 0.49 X 0.250	15	2.06	21.0
0.50 X 10.34 X 0.125	3	15.51	79.2

TOTAL WEIGHT OF PLATES = 23757.8

U.S.NAVY ACMR PLATFORMS SUPERSTRUCTURE 27-771-01 BILL OF MATERIALS & WEIGHT

GRATING

NOMINAL DIMENSION (FT X FT)	QUANTITY	UNIT WEIGHT (LBS/SQ.FT)	TOTAL AREA (SQ. FT)	TOTAL WEIGHT (POUNDS)
5.79 X 5.79	1	7.36	33.52	246.7
4.01 X 4.01	1	7.36	16.08	118.3
0.91 X 2.50	25	7.36	56.87	418.6
0.91 X 2.50	74	7.36	167.61	1233.6
0.63 X 3.22	1	7.36	2.01	14.8

TOTAL WEIGHT OF GRATING = 2032.1

U.S.NAVY ACMR PLATFORMS SUPERSTRUCTURE 27-771-01 BILL OF MATERIALS & WEIGHT

ANGLE

NOMINAL DIMENSION (IN X IN X IN)	QUANTITY	MEMBER LENGTH (FT)	TOTAL LENGTH (FT)	TOTAL WEIGHT (POUNDS)
9.000 X 3.000 X 0.375	1	11.33	11.33	110.3
5.000 X 3.000 X 0.375	3	10.42	31.25	304.1
5.000 X 3.000 X 0.375	1	9.60	9.60	93.4
5.000 X 3.000 X 0.375	1	5.23	5.23	50.9
5.000 X 3.000 X 0.375	1	4.38	4.38	42.6
5.000 X 3.000 X 0.375	1	2.33	2.33	22.7
5.000 X 3.000 X 0.375	2	1.83	3.67	35.7
5.000 X 3.000 X 0.375	1	1.33	1.33	13.0
5.000 X 3.000 X 0.375	7	0.58	4.08	39.7
4.000 X 3.000 X 0.375	2	8.00	16.00	155.3
4.000 X 3.000 X 0.375	2	3.67	7.33	62.0
3.000 X 3.000 X 0.375	1	40.00	40.00	287.1
3.000 X 3.000 X 0.250	4	1.33	5.33	26.1
2.500 X 2.500 X 0.250	4	3.22	12.87	52.0
2.500 X 2.500 X 0.250	33	2.50	82.50	333.4

TOTAL WEIGHT OF ANGLES = 1608.1

U.S.NAVY ACMR PLATFORMS SUPERSTRUCTURE 27-771-01 BILL OF MATERIALS & WEIGHT

CHANNELS

NOMINAL DIMENSION	QUANTITY	MEMBER LENGTH (FT)	TOTAL LENGTH (FT)	TOTAL WEIGHT (POUNDS)
C 12 X 25.00	2	37.00	74.00	1850.0
C 12 X 25.00	2	16.67	33.33	833.3
C 12 X 25.00	1	16.36	16.36	409.0
C 12 X 25.00	2	5.00	10.00	250.0
C 12 X 25.00	1	3.00	3.00	75.0
C 12 X 20.70	3	1.25	3.75	77.6
C 10 X 15.30	2	25.50	51.00	780.3

TOTAL WEIGHT OF CHANNELS = 4275.3

TOTAL WEIGHT = 132752.7

BILL OF MATERIALS SUMMARY
U.S.NAVY ACMR PLATFORMS SUPERSTRUCTURE 27-771-01 BILL OF MATERIALS & WEIGHT

NOMINAL DIMENSION	TOTAL LENGTH (FEET)	TOTAL WEIGHT (POUND)
PIPE		
42.000 O.D. X 1.000 WT	15.00	6574.43
30.000 O.D. X 1.750 WT	15.00	7927.39
30.000 O.D. X 1.500 WT	32.98	15070.58
30.000 O.D. X 1.000 WT	103.52	32095.53
12.750 O.D. X 1.000 WT	8.00	1005.00
12.750 O.D. X 0.750 WT	22.62	2176.58
12.750 O.D. X 0.500 WT	139.88	9158.79
8.625 O.D. X 0.500 WT	55.50	2410.29
8.625 O.D. X 0.322 WT	27.58	788.14
6.625 O.D. X 0.500 WT	29.00	949.45
4.500 O.D. X 0.337 WT	82.50	1237.31
2.375 O.D. X 0.154 WT	87.08	318.39
1.900 O.D. X 0.281 WT	65.00	316.12
1.900 O.D. X 0.145 WT	1213.00	3299.81
W SHAPE		
W 21 X 73.00	26.67	1946.69
W 18 X 50.00	139.79	6989.60
W 12 X 27.00	65.04	1756.11

BILL OF MATERIALS SUMMARY
U.S.NAVY ACMR PLATFORMS SUPERSTRUCTURE 27-771-01 BILL OF MATERIALS & WEIGHT

W 8 X 24.00	132.37	3176.90
W 6 X 15.50	250.67	3885.35

CHANNELS

C 12 X 25.00	136.69	3417.35
C 12 X 20.70	3.75	77.62
C 10 X 15.30	51.00	780.30

ANGLE

5.000 X 3.000 X 0.375	73.20	712.23
4.000 X 3.000 X 0.375	23.33	197.26
3.000 X 3.000 X 0.375	40.00	287.11
3.000 X 3.000 X 0.250	5.33	26.08
2.500 X 2.500 X 0.250	95.37	385.38

PLATE

1.250 THICKNESS	41.92	2139.71
1.000 THICKNESS	109.30	4463.16
0.750 THICKNESS	34.18	1046.67
0.500 THICKNESS	76.86	1569.18
0.375 THICKNESS	82.34	1260.83
0.250 THICKNESS	1186.36 (1025 FT²)*	13199.09 — (11552.7 #)*
0.125 THICKNESS	15.51	79.17

* 1/4" Checkered floor plate

GRATING

7.360 LBS PER SQ FT	276.10	2032.10

TOTAL WEIGHT 132752.69 LBS

LIST OF INPUT DATA -- U.S.NAVY ACMR PLATFORM 81 FT MLW JACKET 27-771-01 BILL OF MATERIALS & WEIGHT

1	48.000	1.750	0.0	3	7.000	SHT.1 JKTCAN
1	47.500	1.500	0.0	3	24.620	SHT.1 JKTCAN
1	45.500	0.500	0.0	3	25.600	SHT.1 JKTLEG
1	47.000	1.250	0.0	3	9.000	SHT.1 JKTCAN
1	45.500	0.500	0.0	3	28.010	SHT.1 JKTLEG
1	47.000	1.250	0.0	3	6.000	SHT.1 JKTCAN
1	16.000	1.000	0.0	6	2.333	SHT.1 JKTHORIZBRC
1	16.000	0.625	0.0	3	26.610	SHT.1 JKTHORIZBRC
1	20.000	1.250	0.0	3	38.090	SHT.1 JKTDIAGBRC
1	12.750	0.375	0.0	3	35.630	SHT.1 JKTHORIZBRC
1	20.000	0.875	0.0	3	3.000	SHT.1 JKTDIAGBRC
1	20.000	0.750	0.0	3	3.750	SHT.1 JKTDIAGBRC
1	20.000	0.625	0.0	3	51.180	SHT.1 JKTDIAGBRC
1	16.000	0.500	0.0	3	43.690	SHT.1 JKTHORIZBRC
1	16.000	0.750	0.0	6	3.500	SHT.1 JKTDIAGBRC
1	16.000	0.625	0.0	6	3.000	SHT.1 JKTDIAGBRC
1	16.000	0.500	0.0	6	38.510	SHT.1 JKTDIAGBRC
1	18.000	0.500	0.0	6	23.160	SHT.1 JKTHORIZBRC
1	24.000	0.875	0.0	3	5.500	SHT.1 JKTHORIZBRC
3	1.250	6.280	0.750	6	0.0	SHT.1 JKTHORIZBRC
1	2.875	0.375	0.0	12	0.500	SHT.3 (+)12-0
3	0.250	4.500	0.250	1	0.0	SHT.3 (+)12-0
1	10.750	0.365	0.0	3	14.833	SHT.3 (+)12-0
1	6.625	0.280	0.0	1	54.750	SHT.3 (+)12-0
1	8.625	0.500	0.0	1	18.420	SHT.3 (+)12-0
4	5.000	9.167	0.0	1	7.360	SHT.3 (+)12-0
4	4.000	17.000	0.0	1	7.360	SHT.3 (+)12-0
4	9.080	9.080	0.0	1	7.360	SHT.3 (+)12-0
1	10.750	0.365	0.0	3	17.833	SHT.4 (-)13-0
1	10.750	0.365	0.0	3	22.333	SHT.4 (-)47-0
1	10.750	0.365	0.0	3	26.750	SHT.5 (-)81-0
3	1.552	2.583	1.375	6	0.0	SHIM PLATES
3	1.552	2.583	1.250	24	0.0	SHIM PLATES
3	1.552	2.583	1.125	6	0.0	SHIM PLATES
3	1.500	2.460	0.625	12	0.0	PILE GUIDES
3	2.000	2.460	0.625	36	0.0	PILE GUIDES
3	3.544	3.544	0.625	3	0.0	FLOODING SYSTEM
3	0.500	1.500	0.500	6	0.0	FLOODING SYSTEM
5	4.000	6.000	0.375	6	4.000	FLOODING SYSTEM
1	10.750	0.365	0.0	3	0.500	FLOODING SYSTEM
3	0.437	0.437	0.250	3	0.0	FLOODING SYSTEM
1	2.375	0.154	0.0	3	91.500	FLOODING SYSTEM
1	3.500	0.216	0.0	10	1.000	FLOODING SYSTEM
1	3.500	0.216	0.0	10	1.250	FLOODING SYSTEM
3	1.250	1.250	0.375	2	0.0	FLOODING SYSTEM
3	1.000	1.000	0.375	1	0.0	FLOODING SYSTEM
3	1.667	5.500	2.000	2	0.0	LIFTING EYES DET.1
3	1.330	1.330	1.500	4	0.0	LIFTING EYES DET.1
3	1.437	2.250	1.000	8	0.0	LIFTING EYES DET.1
3	1.667	5.500	2.000	3	0.0	LIFTING EYES SEC.A
3	1.330	1.330	1.500	6	0.0	LIFTING EYES SEC.A
3	1.437	2.250	1.000	6	0.0	LIFTING EYES SEC.A
3	1.000	1.000	0.500	48	0.0	ANODE GUSSETS

MATERIAL LISTING PROGRAM

CREST OFFSHORE, INC.

TULSA, OKLAHOMA

CREATED IN APRIL 1974
MODIFIED FEB 1975

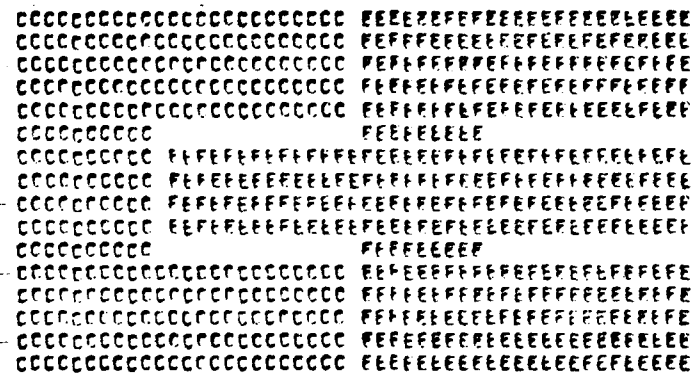

U.S.NAVY ACMR PLATFORM 81 FT MLW JACKET 27-771-01 BILL OF MATERIALS & WEIGHT

U.S.NAVY ACMR PLATFORM 81 FT MLW JACKET 27-771-01 BILL OF MATERIALS & WEIGHT

PIPE

NOMINAL DIMENSION (IN X IN)	QUANTITY	MEMBER LENGTH (FT)	TOTAL LENGTH (FT)	TOTAL WEIGHT (POUNDS)
48.000 O.D. X 1.750 WT	3	7.00	21.00	18169.9
47.500 O.D. X 1.500 WT	3	24.62	73.86	54480.5
47.000 O.D. X 1.250 WT	3	9.00	27.00	16506.2
47.000 O.D. X 1.250 WT	3	6.00	18.00	11004.1
45.500 O.D. X 0.500 WT	3	28.01	84.03	20211.5
45.500 O.D. X 0.500 WT	3	25.60	76.80	18472.5
24.000 O.D. X 0.875 WT	3	5.50	16.50	3569.1
20.000 O.D. X 1.250 WT	3	38.09	114.27	28630.3
20.000 O.D. X 0.875 WT	3	3.00	9.00	1610.0
20.000 O.D. X 0.750 WT	3	3.75	11.25	1736.3
20.000 O.D. X 0.625 WT	3	51.18	153.54	19875.9
18.000 O.D. X 0.500 WT	6	23.16	138.96	12998.1
16.000 O.D. X 1.000 WT	6	2.33	14.00	2244.6
16.000 O.D. X 0.750 WT	6	3.50	21.00	2567.6
16.000 O.D. X 0.625 WT	3	26.61	79.83	8200.6
16.000 O.D. X 0.625 WT	6	3.00	18.00	1849.1
16.000 O.D. X 0.500 WT	3	43.69	131.07	10858.9
16.000 O.D. X 0.500 WT	6	38.51	231.06	19142.9
12.750 O.D. X 0.375 WT	3	35.63	106.89	5302.7
10.750 O.D. X 0.365 WT	3	26.75	80.25	3251.8
10.750 O.D. X 0.365 WT	3	22.33	67.00	2714.9
10.750 O.D. X 0.365 WT	3	17.83	53.50	2167.8
10.750 O.D. X 0.365 WT	3	14.83	44.50	1803.2
10.750 O.D. X 0.365 WT	3	0.50	1.50	60.8
8.625 O.D. X 0.500 WT	1	18.42	18.42	800.0
6.625 O.D. X 0.280 WT	1	54.75	54.75	1039.8
3.500 O.D. X 0.216 WT	10	1.25	12.50	94.8
3.500 O.D. X 0.216 WT	10	1.00	10.00	75.8
2.875 O.D. X 0.375 WT	12	0.50	6.00	60.1
2.375 O.D. X 0.154 WT	3	91.50	274.50	1003.7

TOTAL WEIGHT OF PIPE MEMBERS = 270502.9

U.S.NAVY-ACMR PLATFORM 81-FT MLW JACKET 27-771-01 BILL OF MATERIALS & WEIGHT

PLATE

NOMINAL DIMENSION (FT X FT X IN)	QUANTITY	TOTAL AREA (SQ. FT)	TOTAL WEIGHT (POUNDS)
1.67 X 5.50 X 2.000	5	45.84	3743.8
1.33 X 1.33 X 1.500	10	17.69	1083.4
1.55 X 2.58 X 1.375	6	24.05	1350.5
1.55 X 2.58 X 1.250	24	96.21	4910.8
1.55 X 2.58 X 1.125	6	24.05	1104.9
1.44 X 2.25 X 1.000	14	45.27	1848.3
1.25 X 6.28 X 0.750	6	47.10	1042.4
3.54 X 3.54 X 0.625	3	37.68	961.6
2.00 X 2.46 X 0.625	36	177.12	4520.2
1.50 X 2.46 X 0.625	12	44.28	1130.1
1.00 X 1.00 X 0.500	48	48.00	980.0
0.50 X 1.50 X 0.500	6	4.50	91.9
1.25 X 1.25 X 0.375	2	3.13	47.9
1.00 X 1.00 X 0.375	1	1.00	15.3
0.25 X 4.50 X 0.250	1	1.13	11.5
0.44 X 0.44 X 0.250	3	0.57	5.8

TOTAL WEIGHT OF PLATES = 23248.5

AD-A165 698 DESIGN CALCULATIONS 81' NLW STRUCTURE EAST COAST AIR COMBAT MANEUVERING R..(U) CREST ENGINEERING INC TULSA OK SEP 76 27-771-94 N62477-76-C-0179 8/8

UNCLASSIFIED F/G 13/13 NL





MICROCOPY RESOLUTION TEST CHART

U.S.NAVY ACHR PLATFORM 81 FT MLW JACKET 27-771-01 BILL OF MATERIALS & WEIGHT

GRATING

NOMINAL DIMENSION (FT X FT)	QUANTITY	UNIT WEIGHT (LBS/SQ.FT)	TOTAL AREA (SQ. FT)	TOTAL WEIGHT (POUNDS)
9.08 X 9.08	1	7.36	82.45	606.8
4.00 X 17.00	1	7.36	68.00	500.5
5.00 X 9.17	1	7.36	45.83	337.3

TOTAL WEIGHT OF GRATING = 1444.6

U.S.NAVY ACNR PLATFORM 81 FT MLW JACKET 27-771-01 BILL OF MATERIALS & WEIGHT

ANGLE

NOMINAL DIMENSION (IN X IN X IN)	QUANTITY	MEMBER LENGTH (FT)	TOTAL LENGTH (FT)	TOTAL WEIGHT (POUNDS)
6.000 X 6.000 X 0.375	6	8.00	24.00	294.8

TOTAL WEIGHT OF ANGLES = 294.8

TOTAL WEIGHT = 295490.8

BILL OF MATERIALS SUMMARY
U.S.NAVY ACMR PLATFORM 81 FT MLW JACKET 27-771-01 BILL OF MATERIALS & WEIGHT

NOMINAL DIMENSION	TOTAL LENGTH (FEET)	TOTAL WEIGHT (POUND)
PIPE		
48.000 O.D. X 1.750 WT	21.00	18169.88
47.500 O.D. X 1.500 WT	73.86	54480.52
47.000 O.D. X 1.250 WT	45.00	27510.37
45.500 O.D. X 0.500 WT	160.83	38684.06
24.000 O.D. X 0.875 WT	16.50	3569.08
20.000 O.D. X 1.250 WT	114.27	28630.32
20.000 O.D. X 0.875 WT	9.00	1610.03
20.000 O.D. X 0.750 WT	11.25	1736.31
20.000 O.D. X 0.625 WT	153.54	19875.86
18.000 O.D. X 0.500 WT	138.96	12998.11
16.000 O.D. X 1.000 WT	14.00	2244.60
16.000 O.D. X 0.750 WT	21.00	2567.63
16.000 O.D. X 0.625 WT	97.83	10049.62
16.000 O.D. X 0.500 WT	362.13	30001.89
12.750 O.D. X 0.375 WT	106.89	5302.69
10.750 O.D. X 0.365 WT	246.75	9998.49
8.625 O.D. X 0.500 WT	18.42	799.96
6.625 O.D. X 0.280 WT	54.75	1039.82
3.500 O.D. X 0.216 WT	22.50	170.62
2.875 O.D. X 0.375 WT	6.00	60.13
2.375 O.D. X 0.154 WT	274.50	1003.68

BILL OF MATERIALS SUMMARY
U.S.NAVY ACMR PLATFORM 81 FT MLW JACKET 27-771-01 BILL OF MATERIALS & WEIGHT

ANGLE		
4.000 X 4.000 X 0.375	24.00	294.77
PLATE		
2.000 THICKNESS	45.84	3743.80
1.500 THICKNESS	17.69	1083.45
1.375 THICKNESS	24.05	1350.47
1.250 THICKNESS	96.21	4910.79
1.125 THICKNESS	24.05	1104.93
1.000 THICKNESS	45.27	1848.38
0.750 THICKNESS	47.10	1442.48
0.625 THICKNESS	259.08	6611.92
0.500 THICKNESS	52.50	1071.87
0.375 THICKNESS	4.13	63.16
0.250 THICKNESS	1.70	17.33
GRATING		
7.360 LBS PER SQ FT	196.28	1444.63
TOTAL WEIGHT		295490.75 LBS

MATERIAL LISTING PROGRAM

CREST OFFSHURE, INC.

TULSA, OKLAHOMA

CREATED IN APRIL 1974
MODIFIED FEB 1975

U.S.NAVY ACMR PLATFORMS JACKET BOAT LANDING 27-771-01 BILL OF MATERIALS

U.S.NAVY ACMR PLATFORMS JACKET BOAT LANDING 27-771-01 BILL OF MATERIALS

PIPE

NOMINAL DIMENSION (IN X IN)	QUANTITY	MEMBER LENGTH (FT)	TOTAL LENGTH (FT)	TOTAL WEIGHT (POUNDS)
12.750 O.D. X 0.843 WT	2	15.00	30.00	3219.1
12.750 O.D. X 0.843 WT	2	4.00	8.00	858.4
12.750 O.D. X 0.843 WT	2	2.00	4.00	429.2
12.750 O.D. X 0.843 WT	2	1.92	3.83	411.4
12.750 O.D. X 0.843 WT	2	1.00	2.00	214.6
10.750 O.D. X 0.500 WT	2	1.33	2.67	146.1
8.625 O.D. X 0.500 WT	4	21.75	87.00	3778.3
8.625 O.D. X 0.500 WT	1	10.92	10.92	474.1
8.625 O.D. X 0.500 WT	6	4.33	26.00	1129.1
8.625 O.D. X 0.500 WT	4	3.50	14.00	608.0
6.625 O.D. X 0.432 WT	4	13.36	53.44	1528.4
6.625 O.D. X 0.432 WT	2	12.83	25.67	734.1
6.625 O.D. X 0.432 WT	4	10.44	41.76	1194.3
6.625 O.D. X 0.432 WT	1	9.75	9.75	278.9
6.625 O.D. X 0.432 WT	3	8.58	25.75	736.5
6.625 O.D. X 0.432 WT	4	5.67	22.67	648.3
6.625 O.D. X 0.432 WT	6	5.17	31.00	886.7
6.625 O.D. X 0.432 WT	14	3.83	53.66	1534.7
6.625 O.D. X 0.432 WT	1	3.50	3.50	100.1
6.625 O.D. X 0.432 WT	2	2.67	5.33	152.6
4.500 O.D. X 0.337 WT	5	10.25	51.25	768.6
4.500 O.D. X 0.337 WT	3	4.08	12.25	183.7
4.500 O.D. X 0.337 WT	2	4.00	8.00	120.0
2.375 O.D. X 0.218 WT	10	0.33	3.33	16.7
1.900 O.D. X 0.281 WT	1	65.00	65.00	316.1
1.900 O.D. X 0.145 WT	1	75.00	75.00	204.0

TOTAL WEIGHT OF PIPE MEMBERS = 20671.9

U.S.NAVY ACMR PLATFORMS JACKET BOAT LANDING 27-771-01 BILL OF MATERIALS

PLATE

NOMINAL DIMENSION (FT X FT X IN)	QUANTITY	TOTAL AREA (SQ. FT)	TOTAL WEIGHT (POUNDS)
4.79 X 4.50 X 0.750	2	43.11	1320.2
5.17 X 2.50 X 0.750	2	15.83	484.9
1.50 X 2.00 X 0.750	2	6.00	183.7
1.17 X 1.17 X 0.500	2	2.72	55.6
0.58 X 0.75 X 0.500	16	7.00	142.8

TOTAL WEIGHT OF PLATES = 2187.4

U.S.NAVY ACMR PLATFORMS JACKET BOAT LANDING 27-771-01 BILL OF MATERIALS

GRATING

NUMINAL DIMENSION (FT X FT)	QUANTITY	UNIT WEIGHT (LBS/SQ.FT)	TOTAL AREA (SQ. FT)	TOTAL WEIGHT (POUNDS)
4.00 X 10.25	2	7.36	82.00	603.5
3.00 X 4.00	2	7.36	24.00	176.6
0.71 X 2.79	1	7.36	1.98	14.5
0.58 X 2.50	3	7.36	4.37	32.2
0.51 X 2.50	3	7.36	3.82	28.2

TOTAL WEIGHT OF GRATING = 855.0

U.S.NAVY ACMR PLATFORMS JACKET BOAT LANDING 27-771-01 BILL OF MATERIALS

ANGLE

NOMINAL DIMENSION (IN X IN X IN)	QUANTITY	MEMBER LENGTH (FT)	TOTAL LENGTH (FT)	TOTAL WEIGHT (POUNDS)
2.000 X 2.000 X 0.250	1	3.00	3.00	9.6
1.000 X 1.000 X 0.125	1	3.00	3.00	2.4

TOTAL WEIGHT OF ANGLES = 12.0

U.S.NAVY ACMR PLATFORMS JACKET BOAT LANDING 27-771-01 BILL OF MATERIALS

CHANNELS

NOMINAL DIMENSION	QUANTITY	MEMBER LENGTH (FT)	TOTAL LENGTH (FT)	TOTAL WEIGHT (POUNDS)
C 12 X 20,70	2	1,25	2,50	51,7
C 6 X 8,20	2	4,25	8,50	69,7
C 6 X 8,20	2	3,75	7,50	61,5

TOTAL WEIGHT OF CHANNELS = 182,9

TOTAL WEIGHT = 23909,2

BILL OF MATERIALS SUMMARY
U.S.NAVY ACMR PLATFORMS JACKET BOAT LANDING 27-771-01 BILL OF MATERIALS

NOMINAL DIMENSION	TOTAL LENGTH (FEET)	TOTAL WEIGHT (POUND)
PIPE		
12.750 O.D. X 0.843 WT	47.8	5132.74
10.750 O.D. X 0.500 WT	2.67	146.06
8.625 O.D. X 0.500 WT	137.91	5989.45
6.625 O.D. X 0.432 WT	272.53	7794.44
4.500 O.D. X 0.337 WT	71.50	1072.31
2.375 O.D. X 0.218 WT	3.33	16.74
1.900 O.D. X 0.281 WT	65.00	316.12
1.900 O.D. X 0.145 WT	75.00	204.03
CHANNELS		
C 12 X 20.70	2.50	51.75
C 6 X 8.20	16.00	131.20
ANGLE		
2.000 X 2.000 X 0.250	3.00	9.57
1.000 X 1.000 X 0.125	3.00	2.39

BILL OF MATERIALS SUMMARY
U.S.NAVY ACMR PLATFORMS JACKET BUAT LANDING 27-771-01 BILL OF MATERIALS

PLATE		
0.750 THICKNESS	64.94	1988.94
0.500 THICKNESS	9.72	198.45
GRATING		
7.360 LBS PER SQ FT	116.17	855.04
TOTAL WEIGHT		23909.20 LBS

LIST OF INPUT DATA -- U.S.NAVY ACMR PLATFORMS BARGE FENDERS 27-771-01 BILL OF MATERIALS & WEIGHT

1	18.000	0.750	0.0	2	1.917	BARGE FENDER
1	18.000	0.750	0.0	2	21.458	BARGE FENDER
1	16.000	0.750	0.0	2	4.000	BARGE FENDER
1	16.000	0.750	0.0	2	2.187	BARGE FENDER
3	4.500	6.000	1.000	2	0.0	BARGE FENDER
3	2.250	3.000	0.750	4	0.0	BARGE FENDER
3	3.333	3.750	0.750	2	0.0	BARGE FENDER
3	1.333	1.333	0.750	2	0.0	BARGE FENDER
3	1.333	4.417	0.750	4	0.0	BARGE FENDER
3	2.250	1.875	0.750	2	0.0	BARGE FENDER
3	2.833	2.833	0.500	2	0.0	BARGE FENDER
3	1.380	1.380	0.750	4	0.0	BARGE FENDER

MATERIAL LISTING PROGRAM

CREST OFFSHORE, INC.

TULSA, OKLAHOMA

CREATED IN APRIL 1974
MODIFIED FEB 1975



U.S.NAVY ACMR PLATFORMS BARGE FENDERS 27-771-01 BILL OF MATERIALS & WEIGHT

U.S.NAVY ACMR PLATFORMS BARGE FENDERS 27-771-01 BILL OF MATERIALS & WEIGHT

PIPE

NOMINAL DIMENSION (IN X IN)	QUANTITY	MEMBER LENGTH (FT)	TOTAL LENGTH (FT)	TOTAL WEIGHT (POUNDS)
18.000 O.D. X 0.750 WT	2	21.46	42.92	5935.4
18.000 O.D. X 0.750 WT	2	1.92	3.83	530.3
16.000 O.D. X 0.750 WT	2	4.00	8.00	976.1
16.000 O.D. X 0.750 WT	2	2.19	4.37	534.8

TOTAL WEIGHT OF PIPE MEMBERS = 7978.6

U.S.NAVY ACMR PLATFORMS BARGE FENDERS 27-771-01 BILL OF MATERIALS & WEIGHT

PLATE

NOMINAL DIMENSION (FT X FT X IN)	QUANTITY	TOTAL AREA (SQ. FT)	TOTAL WEIGHT (POUNDS)
4.50 X 6.00 X 1.000	2	54.00	2205.0
3.33 X 3.75 X 0.750	2	25.00	765.5
2.25 X 3.00 X 0.750	4	27.00	826.9
1.83 X 4.42 X 0.750	4	23.55	721.3
2.25 X 1.88 X 0.750	2	8.44	258.4
1.58 X 1.38 X 0.750	4	7.62	233.3
1.33 X 1.33 X 0.750	2	3.55	108.8
2.83 X 2.83 X 0.500	2	16.05	327.7

TOTAL WEIGHT OF PLATES = 5446.9

TOTAL WEIGHT = 13825.5

BILL OF MATERIALS SUMMARY
U.S.NAVY ACHR PLATFORMS BARGE FENDERS 27-771-01 BILL OF MATERIALS & WEIGHT

NOMINAL DIMENSION	TOTAL LENGTH (FEET)	TOTAL WEIGHT (POUND)
PIPE		
18.000 O.D. X 0.750 WT	46.75	6465.68
16.000 O.D. X 0.750 WT	12.37	1512.95
PLATE		
1.000 THICKNESS	54.00	2205.00
0.750 THICKNESS	95.16	2914.21
0.500 THICKNESS	16.05	327.72
TOTAL WEIGHT		13425.55 LBS

LIST OF INPUT DATA -- U.S.NAVY ACMR PLATFORM JACKET PILING SITE 1 27-771-01 BILL OF MATERIALS

1	42.000	2.000	0.0	3	10.000	PILE SECTION
1	42.000	2.000	0.0	3	15.000	PILE SECTION
1	42.000	2.000	0.0	3	52.000	PILE SECTION
1	42.000	2.000	0.0	3	52.000	PILE SECTION
1	42.000	2.000	0.0	3	22.000	PILE SECTION
1	42.000	1.750	0.0	3	30.000	PILE SECTION
1	42.000	1.750	0.0	3	12.000	PILE SECTION
1	42.000	1.500	0.0	3	133.000	PILE SECTION
1	42.000	2.000	0.0	3	2.000	PILE SECTION
1	39.750	0.625	0.0	9	8.000	PILE SPLICE POINT
1	38.250	0.625	0.0	3	8.000	PILE SPLICE POINT

MATERIAL LISTING PROGRAM

CREST OFFSHORE, INC.

TULSA, OKLAHOMA

CREATED IN APRIL 1974
MODIFIED FEB 1975

U.S.NAVY ACMR PLATFORM JACKET PILING SITE 1 27-771-01 BILL OF MATERIALS

U.S.NAVY ACNR PLATFORM JACKET PILING SITE 1 27-771-01 BILL OF MATERIALS

PIPE

NOMINAL DIMENSION (IN X IN)	QUANTITY	MEMBER LENGTH (FT)	TOTAL LENGTH (FT)	TOTAL WEIGHT (POUNDS)
42.000 O.D. X 2.000 WT	6	52.00	312.00	246825.8
42.000 O.D. X 2.000 WT	3	22.00	66.00	56843.9
42.000 O.D. X 2.000 WT	3	15.00	45.00	38484.5
42.000 O.D. X 2.000 WT	3	10.00	30.00	25656.3
42.000 O.D. X 2.000 WT	3	2.00	6.00	5131.3
42.000 O.D. X 1.750 WT	3	30.00	90.00	67768.7
42.000 O.D. X 1.750 WT	3	12.00	36.00	27107.5
42.000 O.D. X 1.500 WT	3	133.00	399.00	259120.6
39.750 O.D. X 0.625 WT	9	8.00	72.00	18821.3
38.250 O.D. X 0.625 WT	3	8.00	24.00	6033.2

TOTAL WEIGHT OF PIPE MEMBERS = 771392.3

TOTAL WEIGHT = 771392.3

BILL OF MATERIALS SUMMARY
U.S.NAVY ACMR PLATFORM JACKET PILING SITE 1 27-771-01 BILL OF MATERIALS

NOMINAL DIMENSION	TOTAL LENGTH (FEET)	TOTAL WEIGHT (POUND)	
PIPE			
42.000 O.D. X 2.000 WT	859.00	392541.13	855
42.000 O.D. X 1.750 WT	126.00	94876.13	
42.000 O.D. X 1.500 WT	399.00	259120.63	649
39.750 O.D. X 0.625 WT	72.00	18821.29	
38.250 O.D. X 0.625 WT	24.00	6033.24	
TOTAL WEIGHT		771392.31 LBS	

END

FILMED

4-86

DTIC