


AD-A164 981


RESEARCH IN ENERGETIC COMPOUNDS(U) FLUOROCHEM INC AZUSA 1/1
CA T G ARCHIBALD ET AL. FEB 86 ONR-2-8
N80014-78-C-0147

UNCLASSIFIED

F/G 7/3

NL





MICROCOPY RESOLUTION TEST CHART
NATIONAL BUREAU OF STANDARDS-1963-A

12

REPORT No. ONR-2-8 (Interim)

PERIOD COVERED: 1 January 1985 through 31 December 1985

RESEARCH IN ENERGETIC COMPOUNDS

A Report on Work Sponsored by the
OFFICE OF NAVAL RESEARCH

Contract N00014-78-C-0147
NR 659-796/10-26-84 (430)

DTIC
ELECTE
FEB 28 1986
S B D

February 1986

REPRODUCTION IN WHOLE OR IN PART IS PERMITTED FOR ANY
PURPOSE OF THE UNITED STATES GOVERNMENT

"Approved for public release; distribution unlimited."

FLUOROCHEM, INC.

680 South Ayon Avenue
Azusa, California 91702

AD-A164 901

DTIC FILE COPY

86 2 22 1986

February 1986

REPORT No. ONR-2-8 (Interim)

RESEARCH IN ENERGETIC COMPOUNDS

by

T. G. Archibald, L. C. Garver, M. P. Cohen, and K. Baum

**A Report on Work Sponsored by the
OFFICE OF NAVAL RESEARCH**

**Contract N00014-78-C-0147
NR 659-796/10-26-84 (430)**

FLUOROCHEM, INC.

**680 South Ayon Avenue
Azusa, California 91702**

REPORT DOCUMENTATION PAGE		READ INSTRUCTIONS BEFORE COMPLETING FORM
1. REPORT NUMBER ONR-2-8	2. GOVT ACCESSION NO. <i>AD A164 901</i>	3. RECIPIENT'S CATALOG NUMBER
4. TITLE (and Subtitle) Research in Energetic Compounds	5. TYPE OF REPORT & PERIOD COVERED Interim Summary 1 Jan 1985 - 31 Dec 1985	6. PERFORMING ORG. REPORT NUMBER
7. AUTHOR(s) T. G. Archibald, L. C. Garver, M. P. Cohen, and K. Baum	8. CONTRACT OR GRANT NUMBER(S) N00014-78-C-0147	
9. PERFORMING ORGANIZATION NAME AND ADDRESS Fluorochem, Inc. 680 S. Ayon Ave. Azusa, CA 91702	10. PROGRAM ELEMENT, PROJECT, TASK AREA & WORK UNIT NUMBERS NR 659-796/10-26-84 (430)	
11. CONTROLLING OFFICE NAME AND ADDRESS Department of the Navy Office of Naval Research, Code 432 Arlington, VA 22217	12. REPORT DATE February 1986	13. NUMBER OF PAGES 61
14. MONITORING AGENCY NAME & ADDRESS (If different from Controlling Office)	15. SECURITY CLASS. (of this report) Unclassified	15a. DECLASSIFICATION/DOWNGRADING SCHEDULE
16. DISTRIBUTION STATEMENT (of this Report) <p>Reproduction in whole or in part is permitted for any purpose of the United States Government.</p> <div style="border: 1px solid black; padding: 5px; display: inline-block;"> <p>DISTRIBUTION STATEMENT A Approved for public release Distribution Unlimited</p> </div>		
17. DISTRIBUTION STATEMENT (of the abstract entered in Block 20, if different from Report)		
18. SUPPLEMENTARY NOTES		
19. KEY WORDS (Continued on reverse side if necessary and identify by block number)		
<p>Nitroheterocycles, Nitrocyclobutanes, Nitrations, Fluoronitro polymers, Fluoroazides, Nuclear magnetic resonance spectra, Infrared spectra, Chromatography.</p>		
20. ABSTRACT (Continue on reverse side if necessary and identify by block number)		
(over)		

Fluoronitro polymers for use as binders in pyrotechnics applications were investigated. Isopropyl 3,3-difluoroacrylate and 2,2-difluorovinyl isopropyl ketone were synthesized from 3-chloro-3,3-difluoropropionate and 1-chloro-1,1-difluoro-4-methyl-3-pentanone. Attempted Michael addition reactions of nitronate ions to these olefins failed to give stable adducts. Reaction of 1-chloro-1,1-difluoro-4-methyl-3-pentanone with 2,2-dinitropropanol, 2,2-dinitro-2-fluoroethanol and 2,2,2-trifluoroethanol gave ethers 1,1-difluoro-1-(2,2-dinitropropoxy)-4-methyl-3-pentanone, 1,1-difluoro-1-(2,2-dinitro-2-fluoroethoxy)-4-methyl-3-pentanone and 1,1-difluoro-1-(2,2,2-trifluoroethoxy)-4-methyl-3-pentanone, respectively. Similar ethers were obtained from 3-chloro-3,3-difluoropropionate with these alcohols. The difunctional alcohol 2-fluoro-2-nitropropanediol gave the bis adduct with 1-chloro-1,1-difluoro-4-methyl-3-pentanone.

The geminal difluoroazides, 2-azido-2,2-difluoroacetophenone, 1-azido-1,1-difluoro-4-methyl-3-pentanone and isopropyl 3-azido-3,3-difluoropropionate were prepared from the corresponding chlorides with sodium azide. Reaction of lithium 2-nitropropane-1,3-diol acetonide with perfluoroalkyl iodides gave the corresponding 2-perfluoroalkyl-2-nitropropane-1,3-diacetonides.

Work was continued on the synthesis of polynitro derivatives of the furofuran ring system. The intermediate furans such as 5-nitro-2-methyl-3-furanmethanol acetate, 3-methyl-2-furanmethanol acetate, and 2,3-furandi-methanol were synthesized, but closure of the second ring has not yet been effected.

Work was begun on the synthesis of 1,1,3,3-tetranitrocyclobutane. The model compound 1,1-dinitrocyclobutane was prepared from 1-nitrocyclobutane. Oxidation of 1,3-diaminocyclobutane gave 1,3-dinitrocyclobutane. *Key...*

UNCLASSIFIED

CONTENTS

I. INTRODUCTION.....	1
II. FLUORONITRO POLYMERS	
A. DISCUSSION.....	1
B. EXPERIMENTAL	
1-Cyano-2,2,3,3-tetrafluorocyclobutane.....	16
3,3-Difluoroacrylonitrile - Acrylonitrile Mixture..	16
1-Chloro-1,1-difluoro-4-methyl-3-pentanone.....	17
Isopropyl 3-Chloro-3,3-difluoropropionate.....	17
Isopropyl 3,3-Difluoroacrylate.....	18
1,1-Difluoro-4-methyl-1-penten-3-one.....	18
Reaction of 1-Chloro-1,1-difluoro-4-methyl-3- pentanone with Sodium Carbonate.....	19
1-Cyano-3,3-dinitrobutane.....	19
Reaction of 1,1-Dinitroethane with 3,3-Bis(tri- fluoromethyl)acrylic acid.....	20
Reaction of 1,1-Dinitroethane with 3,3-Difluoro- acrylonitrile.....	20
Reaction of 1,1-Difluoro-4-methyl-1-penten-3-one with 1,1-Dinitroethane.....	21
Reaction of 1,1-Difluoro-4-methyl-1-penten-3-one and Cyclopentadiene.....	21
1,1-Difluoro-1-(2,2,2-trifluoroethoxy)-4-methyl-3- pentanone.....	21
1,1-Difluoro-1-(2,2-dinitropropoxy)-4-methyl-3- pentanone.....	22
1,1-Difluoro-1-(2,2-dinitro-2-fluoroethoxy)-4- methyl-3-pentanone.....	22
Isopropyl 3,3-Difluoro-3-(2,2-dinitropropoxy)- propionate.....	23
Isopropyl 3,3-Difluoro-3-(2,2-dinitro-2-fluoroethoxy)- propionate.....	23

2,14-Dimethyl-8-nitro-5,5,8,11,11-pentafluoro-6,10-dioxapentadeca-3,13-dione.....	24
Reaction of 1-Chloro-1,1-difluoro-4-methyl-3-pentanone with 2,2-Dinitropropane-1,3-diol....	25
Reaction of 1-Chloro-1,1-difluoro-4-methyl-3-pentanone with Sodium Nitrite.....	25
2-Azido-2,2-difluoroacetophenone.....	25
1-Azido-1,1-difluoro-4-methyl-3-pentanone.....	26
Isopropyl 3-Azido-3,3-difluoropropionate.....	26
Preparation of Lithium 2-Nitropropane-1,3-diol Acetonide.....	26
2-(Perfluorodecyl)-2-nitropropane-1,3-diol Acetonide.....	27
2,9-Bis(hydroxymethyl)-2,9-dinitro-3,3,4,4,5,5,6,6,7,7,8,8-dodecafluorodecane-1,10-diol Diacetonide.....	27

III. HETEROCYCLIC POLYNITRO COMPOUNDS

A. DISCUSSION.....	29
B. EXPERIMENTAL.....	37
4-Methoxy-5H-furan-2-one	37
3-Hydroxy-2-acetylfuran.....	37
5-Nitro-2-furanmethanol.....	37
5-Nitro-2-furanmethanol Acetate.....	38
5-Nitro-2-methyl-3-furanmethanol Acetate.....	38
3-Methyl-2-furanmethanol Acetate.....	39
2,3-Furandimethanol.....	39
Methyl 5-Nitro-2-acetoxymethyl-3-furancarboxylate.....	40

IV. POLYNITROCYCLOBUTANES

A. DISCUSSION.....	41
B. EXPERIMENTAL.....	43
1,1-dinitrocyclobutane.....	43
Ethyl 3-Azidocyclobutanecarboxylate.....	43

3-Azidocyclobutanoyl Hydrazide.....	44
Benzyl N-(3-Azidocyclobutyl)-carbamate.....	44
1,3-Diaminocyclobutane.....	44
1,3-Dinitrocyclobutane.....	45
V. REFERENCES.....	46



Accession For	
NTIS GRA&I	<input checked="" type="checkbox"/>
DTIC TAB	<input type="checkbox"/>
Unannounced	<input type="checkbox"/>
Justification	
By _____	
DATE _____	
Avail and/or Spec _____	
Dist _____	
A-1	

I. INTRODUCTION

This report summarizes the research under Contract N00014-78-C-147 during the period 1 January 1985 through 31 December 1985. The objective of this work is the synthesis of new high density, high energy compounds for explosives applications and fluoronitro polymers for binder applications. In the preceding report period,¹ several polynitro heterocyclic bicyclo[3.3.0]octanes were synthesized, and during the present period additional work was carried out extending this work to furo[3,2b]furan and furo[3,2b]pyrrole ring systems and polynitro derivatives of furans. In an extension of previous work on high energy small ring compounds such as trinitroazetidine,¹ nitro derivatives of cyclobutane were synthesized. Work was initiated during this period on synthetic routes to fluoronitro monomers for polymer application.

FLUORONITRO POLYMERS

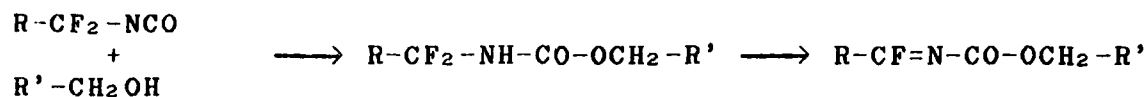
Introduction.

The need exists for fluorinated polymers with nitro substituents for use as binders for pyrotechnics applications. Ideally, such a binder would contain a high percent by weight of fluorine, and no hydrogen. The binder should be stable thermally must be chemically compatible with a number of elemental metals. The processing requirements for the binder are not as critical as those for propellants; either castable systems or polymers suitable for compression molding are acceptable.

The most difficult requirement to meet from the standpoint of a chemical synthesis program is the absence of hydrogen. Hydrogen degrades the performance of flares. However, a binder would be useable with a

small amount of hydrogen, if it meets the other requirements.

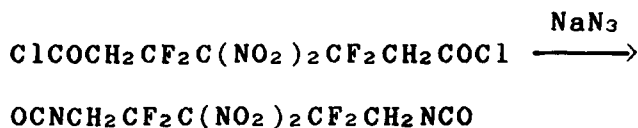
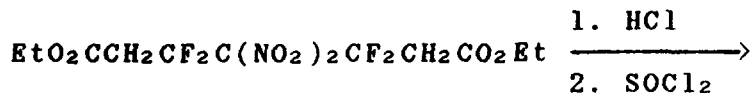
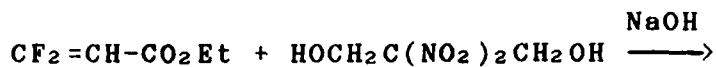
Fluorocarbons as a class of compounds possess excellent chemical and thermal stability properties,² but there are certain limitations that must be considered when one extrapolates the chemistry of hydrocarbon-based nitropolymers. An important restriction is the instability of compounds with OH or NH groups adjacent to CF groups; HF is eliminated.³ Thus, a long-chain primary diol must have CH₂OH functionality. Groups containing CHF adjacent to CF₂ are only moderately stable and tend to eliminate HF. These effects can result in unstable polymers from stable monomers, as the following example illustrates.



Based on the above criteria, the ideal monomer system would contain geminal dinitro functionality next to difluoro moieties, and these groupings would be isolated from the site of polymer formation functionality, such as isocyanate or acid halide, by a single methylene group. Thus, chemically stable systems with minimum hydrogen content could be obtained.



Since 3,3-difluoroacrylic acid has been reported,⁴ we examined the use of this material as a Michael acceptor with terminal dinitroalkanes. It was expected that 2,2-dinitro-1,3-propanediol in base functioning as an in-situ source of dinitromethane, would give 3,3,5,5-tetrafluoro-4,4-dinitropimelic acid. The Curtius reaction⁵ would give 2,2,4,4-tetrafluoro-3,3-dinitropentane diisocyanate.

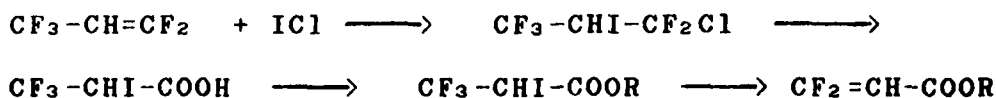


In order to bring the total fluorine content of polyurethane or polyester systems based on the above components to the required 50%, an all fluorocarbon component must be used in partnership with one of the nitro-fluoro components. Perfluorocarboxylic acid esters tend to be hydrolytically labile, but $\text{CH}_2\text{CO}_2\text{R}$ end groups are acceptable.

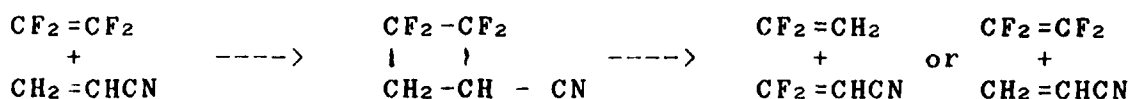
Preparation of 3,3-Difluoroacrylic acid derivatives.

Although 2-fluoroacrylates⁶ are well known, 3-fluoro⁷ and 3,3-difluoro acrylic acid derivatives which contain no alpha fluorine are not readily available. Preparation of 3,3-difluoroacrylic acid from dehydrofluorination of 3,3,3-trifluoropropionic acid was reported,⁴ but few experimental details other than observed pKa, were provided. Based on the hydrolytic instability of other 3,3-difluoroacrylic acid derivatives, the preparation of this acid in aqueous sodium hydroxide is questionable.

The esters of 3,3-difluoroacrylic acid, have been reported using a sequence beginning with the reaction of iodine monochloride and 1,1,3,3,3-pentafluoropropene, followed by hydrolysis and finally, zinc reduction of the corresponding 2,3-dichloro-3,3-difluoropropionates.^{8,9}



A more facile reported route¹⁰ to 3,3-difluoroacrylic acid derivatives involves the cycloaddition reaction of acrylonitrile and tetrafluoroethylene followed by vacuum pyrolysis of the adduct. The [2 + 2] cycloaddition reaction gives 1-cyano-2,2,3,3-tetrafluorocyclobutane in 60% yield. This cyclobutane when heated at 700°C under vacuum undergoes a retro [2 + 2] reaction. Depending upon which bonds rupture, this reaction will give either the starting olefins, tetrafluoroethylene and acrylonitrile, or 1,1-difluoroethylene and 3,3-difluoroacrylonitrile. We repeated this reaction and observed no selectivity and the two possible acrylonitriles were formed in equal molar amounts.



Although 3,3-difluoroacrylonitrile was prepared by this pyrolysis, the yields were low, and the 50-50 mixture with the unfluorinated acrylonitrile could not be separated by distillation. Attempts to separate the mixture by free radical polymerization of acrylonitrile without reacting the fluorinated derivative were unsuccessful, although, some enrichment of 3,3-difluoroacrylonitrile in the mixture occurred by this method when the mixture was allowed to stand for several months.

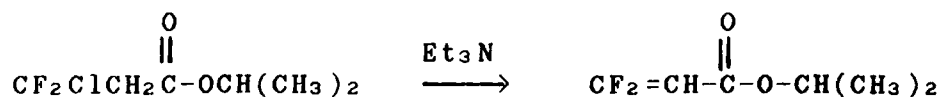
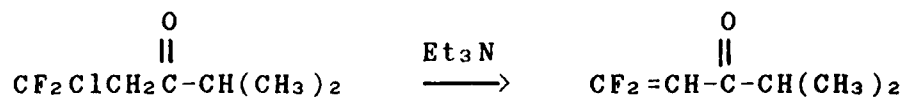
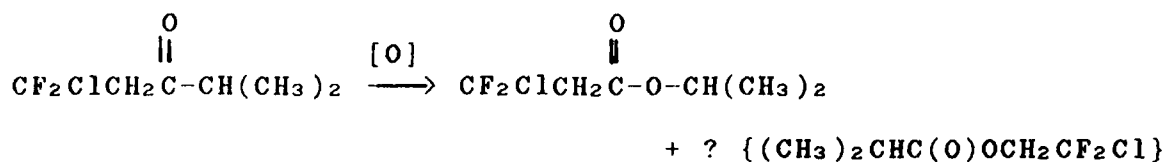
None of the existing routes to 3,3-difluoroacrylates gave these materials in sufficient quantity or purity for this investigation. This synthesis was accomplished, however, by Friedel-Crafts acylation of difluoroethylene to give 2-chloro-2,2-difluoroethyl alkyl ketones followed by regioselective Bayer-Villiger oxidation. Several workers^{11,12} have shown that 1,1-difluoroethylene reacts under Friedel-Crafts conditions with acyl chlorides to give 2-chloro-2,2-difluoroethyl n-alkyl ketones. We found that isobutyryl chloride reacted similarly

with 1,1-difluoroethylene to give 1-chloro-1,1-difluoro-4-methyl-3-pentanone, in 40% yield.



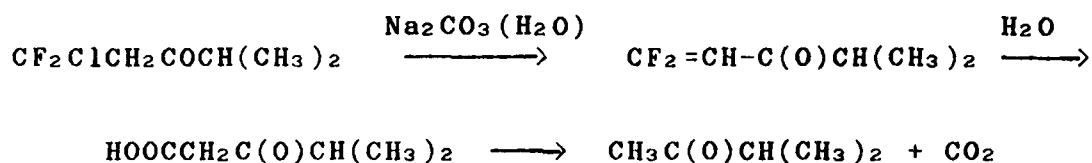
The reaction of acid chlorides with 1,1-difluoroethylene was catalyzed equally well with aluminium chloride or ferric chloride, but ferric chloride was the reagent of choice because of the ease of product isolation. The corresponding 2-chloro-2,2-difluoroethyl t-butyl ketone was prepared from 2,2-dimethylpropionyl chloride in poor yield. Benzoyl chloride and oxalyl chloride failed to give similar adducts.

Oxidation of 1-chloro-1,1-difluoro-4-methyl-3-pentanone with meta-chloroperbenzoic acid gave a 33% yield of isopropyl 3-chloro-3,3-difluoropropionate. Although two oxidation products, isopropyl 3-chloro-3,3-difluoropropionate and 2-chloro-2,2-difluoroethyl isobutyrate could conceivably be formed in this oxidation, only isopropyl 3-chloro-3,3-difluoropropionate was observed. It is possible that a regiospecific oxidation occurred, but we did not rigorously rule out the possibility that only isopropyl 3-chloro-3,3-difluoropropionate survived the isolation techniques.



Dehydrochlorination of the ketone, 1-chloro-1,1-difluoro-4-methyl-3-pentanone, and the ester, isopropyl 3-chloro-3,3-difluoropropionate, with triethylamine in diphenyl ether, gave 2,2-difluorovinyl isopropyl ketone and isopropyl 3,3-difluoroacrylate, respectively. These materials were isolated in 50% yield by distillation.

The beta fluorines in 2,2-difluorovinyl isopropyl ketone and isopropyl 3,3-difluoroacrylate were found to be unstable to hydrolysis. For example, dehydrohalogenation of 1-chloro-1,1-difluoro-4-methyl-3-pentanone, with solid sodium carbonate monohydrate gave only methyl isopropyl ketone. Presumably, the chlorodifluoro group was converted under these conditions to a beta-keto acid which subsequently decarboxylated to give the observed product.



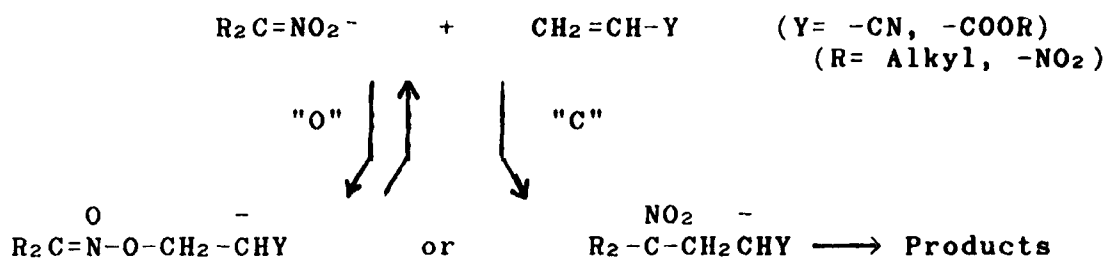
When 3,3-difluoroacrylonitrile was allowed to react with water, a similar reaction occurs with loss of organic fluorine and the formation of formyl acetonitrile.¹⁰



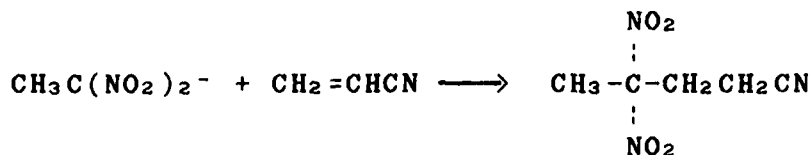
Michael Reactions of 3,3-difluoroacrylic Acid Derivatives.

The Michael addition of nitroalkane salts to a number of substituted and unsubstituted acrylic acid derivatives is well known. In the addition of an ambident nucleophile such as nitronate ion, to an activated olefin, addition can occur at either nucleophilic site.¹³

If the addition is irreversible, the product will be kinetically controlled and the product resulting from attack by the least hindered site will predominate. If the addition is reversible, as is usually the case, then the thermodynamically more stable product will result. When nitronate salts add to activated olefins, there is a rapid and usually reversible addition of the nitro group to the olefin at the oxygen of the nitro group. The slower, but irreversible, carbon addition leads to the isolated product.



The reaction of acrylonitrile and the salt of 1,1-dinitroethane prepared in aqueous sodium hydride was reported to give the "C" adduct in 30% yield.¹⁴ Since water is an unacceptable solvent for 3,3-difluoroacrylonitrile, we investigated the Michael addition of 1,1-dinitroethane and acrylonitrile in methanol - sodium methoxide and DMF - potassium fluoride.¹⁵ The reaction was complete in several hours and 1-cyano-3,3-dinitrobutane, was isolated in 66% yield in methanol and 40% yield in DMF.



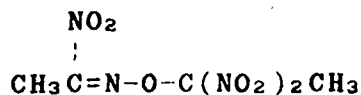
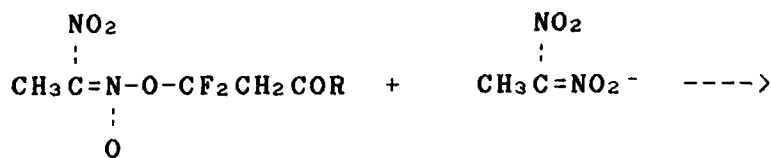
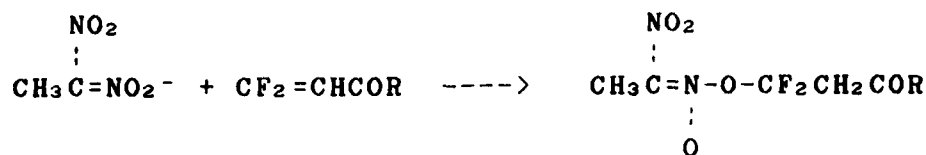
Reaction of the 50:50 mixture of acrylonitrile and 3,3-

difluoroacrylonitrile, prepared from the vacuum pyrolysis of 1-cyano-2,2,3,3-tetrafluorocyclobutane, with anions of nitro alkanes was investigated. The acrylonitrile component of this mixture reacted normally with 1,1-dinitroethane in methanol - sodium methoxide or DMF - potassium fluoride. However, no "C" - Michael additions to 3,3-difluoroacrylonitrile was observed. An almost immediate reaction was observed by ^{19}F NMR, but after aqueous work-up, no fluorine containing materials were isolated.

In the attempted reaction of 1,1-dinitroethane with the more hindered 3,3-bis(trifluoromethyl)acrylic acid, ^{19}F NMR analysis showed no reaction. However, in the case of 3,3-difluoroacrylonitrile, new ^{19}F NMR signals appeared between δ 10 and 20 ppm rather than in the expected region¹⁶ of δ 80 - 120 ppm for "C" addition. These low field absorbances may be a result of the formation of an unstable "O" adduct of the nitro compound.

The attempted Michael reaction of 1,1-dinitroethane with 2,2-difluorovinyl isopropyl ketone and isopropyl 3,3-difluoroacrylate under a variety of conditions also failed to yield any evidence of "C" addition products of the nitro compound. In order to understand these reactions more clearly, the fate of the 1,1-dinitroethane was investigated. When the attempted Michael addition to 2,2-difluorovinyl isopropyl ketone was run in methylene chloride with the hindered base collidine, the 1,1-dinitroethane was converted in 85% yield to 2,5,5-trinitro-3-aza-4-oxa-2-hexene.

The formation of 2,5,5-trinitro-3-aza-4-oxa-2-hexene from the salt of 1,1-dinitroethane occurs spontaneously in the presence of amine catalysts, but proceeds slowly and in poor yield.^{17,18} In the absence the 2,2-difluorovinyl ketone, the hexene is formed in only 15-20% yield



after 24 hours. The observed reaction in the presence of the ketone is similar to the reaction of the anion 1,1-dinitroethane with acetyl chloride in which reaction occurs exclusively "O" on the nitronate to give high yields of this hexene.¹⁹

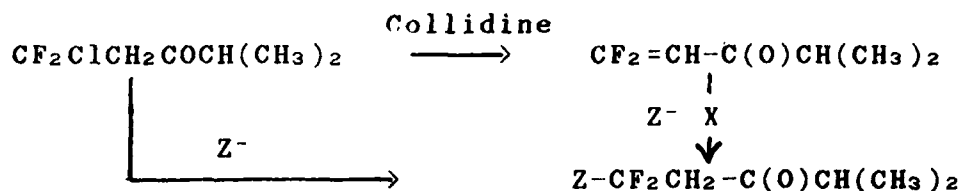
Thus, the isolation of 2,5,5-trinitro-3-aza-4-oxa-2-hexene from the reaction of the salt of 1,1-dinitroethane and 2,2-difluorovinyl isopropyl ketone indicates that Michael addition of the nitronate ion is occurring irreversibly by the "O" attack pathway. No evidence in this work has been obtained for any "C" Michael addition by anions of nitroalkanes to 3,3-difluorovinyl acrylic acid derivatives. Anions derived from nitroethane as well as 1,1-dinitroethane and nitroform failed to give normal Michael adducts.

Displacement of Chloride from Chlorodifluoromethyl Groups.

It is generally considered that the chlorodifluoromethyl moiety is chemically inert under normal reaction conditions.³ Indeed, a number of freons such as Freon 113 contain the chlorodifluoromethyl group and are used as common reaction solvents. Recently, however, there has been a

report of chloride displacement from Freon 113 by thiophenoxide ion.²⁰

In the course of the study of the Michael additions to 3,3-difluoro acrylates, we found it convenient to generate these olefins in-situ from the 2-chloro-2,2-difluoroethyl precursors. As a result, adducts which are formally Michael adducts were produced by a route which appears to involve direct displacement of chloride from the chlorodifluoromethyl group.

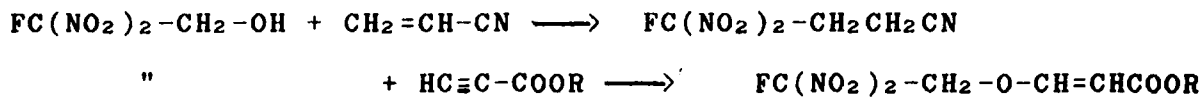


Typically, the reaction of an alcohol and collidine in methylene chloride with 2-chloro-2,2-difluoroethyl isopropyl ketone or isopropyl 3-chloro-3,3-difluoropropionate gave the corresponding ether. This method appears to be general, and ethers of trifluoroethanol, 2,2-dinitropropanol and 2-fluoro-2,2-dinitroethanol were prepared.

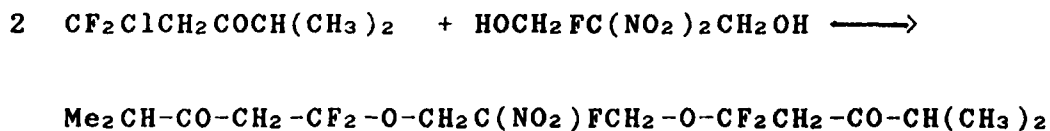


These reactions are especially of interest in light of the ease of deformylation of the nitro alcohols. For example, fluorodinitroethanol

reacts with acrylates or acrylonitrile under mild conditions to deformylate and give the corresponding "C" addition products, 3-fluoro-3,3-dinitrobutyrate and 3-fluoro-3,3-dinitrobutyronitrile, respectively. The "O" adducts were observed only when the Michael acceptor was an acetylenecarboxylate.²¹

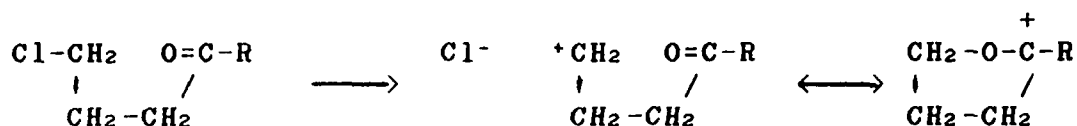


Reaction of difunctional alcohols with 2-chloro-2,2-difluoroethyl isopropyl ketone and isopropyl 3-chloro-3,3-difluoropropionate were also studied. However, 2,2-dinitro-1,3-propanediol (A-Diol) failed to give stable adducts, possibly because it deformylates readily²² under very mild conditions leading to a nitronate ion, giving an unstable "O" adduct. Unlike A-Diol, the less easily deformylated 2-fluoro-2-nitro-1,3-propanediol reacted with 2-chloro-2,2-difluoroethyl isopropyl ketone to give the corresponding difunctional adduct 2,14-dimethyl-8-nitro-5,5,8,11,11-pentafluoro-6,10-dioxapentadecan-3,13-dione, which was isolated in 60% yield.



Under the reaction conditions used, dehydrohalogenation would not have occurred to produce the difluoroolefins. Several explanations are possible for the facile replacement of chloride ion in these reactions. Enhanced rates of displacement of bromide from bromodifluoromethyl by

phenoxide have been observed in the presence of enolizable ketones²³. In the present case, enolization of the ketone to cause allylic activation of chloride towards Sn2 displacement, may explain the observed reaction, but this explanation of is unlikely to be valid in the corresponding ester since the enol content there is expected to be insignificant²⁴ (Reported enol content of ethyl acetate is 0%²⁵). In nucleophilic substitution reactions beta to carbonyl groups in ketones or esters, the carbonyl groups generally do not have much effect on either Sn1 or Sn2 reaction rates²⁶ except through anchimeric assistance.²⁷ Such neighboring group participation has been observed in non-fluorinated omega substituted ketones which can form five or six membered rings.^{28,29} In such systems, the solvolysis has a high Sn1 character indicating that the carbonyl is assisting solvolytic loss of the halide ion.

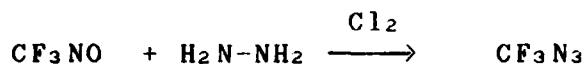


It is possible that in the case of these 2-chloro-2,2-difluoroethyl ketones and esters, the strong electron withdrawing effect of the geminal difluoro group increase the likelihood of carbonyl participation sufficiently that resistance to four member ring formation is overcome. Kinetic studies would be required to elucidate this possibility.

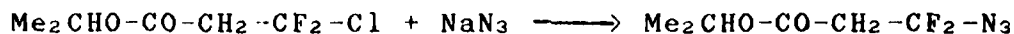
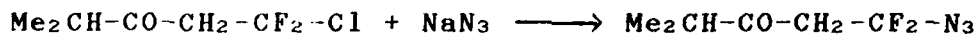
Preparation of the Azidodifluoromethyl group.

The only example of an azido group attached to a carbon bearing two or more fluoro groups is the parent compound, azidotrifluoromethane.³⁰ This material is prepared by the reaction of nitrosotrifluoromethane with hydrazine followed by oxidation with chlorine. No examples of

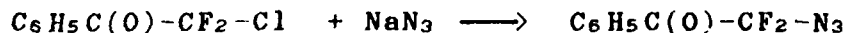
displacement by azide ion on a carbon bearing a fluoro group have been reported.



The facility of chloride displacement from 2-chloro-2,2-difluoroethyl isopropyl ketone and isopropyl 3-chloro-3,3-difluoropropionate by alcohols, suggests that other nucleophiles would react similarly. We found that sodium azide in acetone reacted with the chloro ketone and ester to give the corresponding azides. These fluoro azides were distilled without decomposition and were found to be quite stable to hydrolysis.

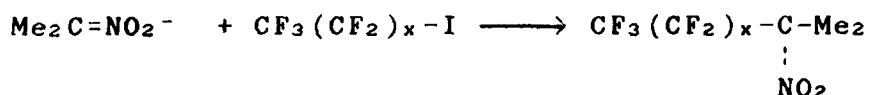


In an effort to elucidate the role of the beta carbonyl functionality in this reaction, other examples of this nucleophilic displacement of chloride from chlorodifluoro groups were sought. As expected, Freon 113 did not react with sodium azide, even under forcing conditions. However, although 1-chloro-1,1-difluoroacetophenone gave no reaction with sodium azide in refluxing acetone, at 100°C in diethylene glycol it gave the corresponding 1-azido-1,1-difluoroacetophenone, isolated by distillation in 81% yield. It therefore appears that the displacement of chloride ion from chlorodifluoromethyl groups may be more widely applicable to the synthesis of organofluoro compounds.



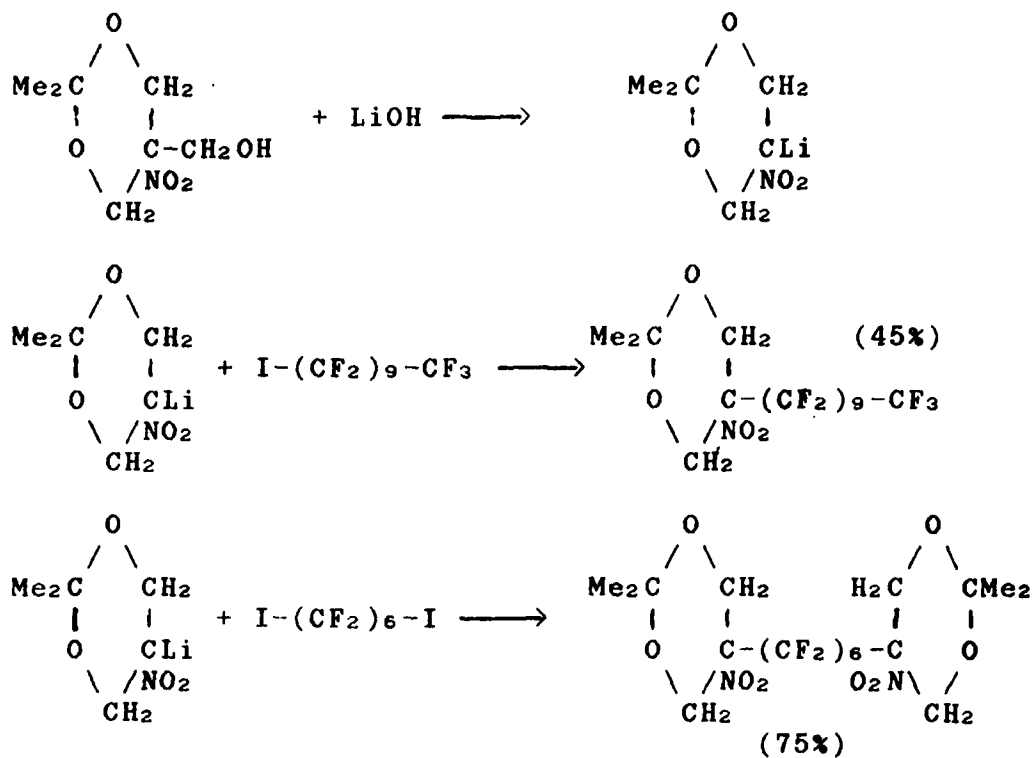
Radical Anion Coupling of Nitro Anions and Perfluoroalkyl Iodides.

In continuing the search for a general synthetic route to nitro group functionality next to geminal difluoro groups, we examined the radical anion coupling of nitro anions with perfluoroalkyl iodides. The reaction of the lithium salt of 2-nitropropane and perfluoroalkyl iodides has been reported to yield C-perfluoroalkylated nitro compounds.³¹

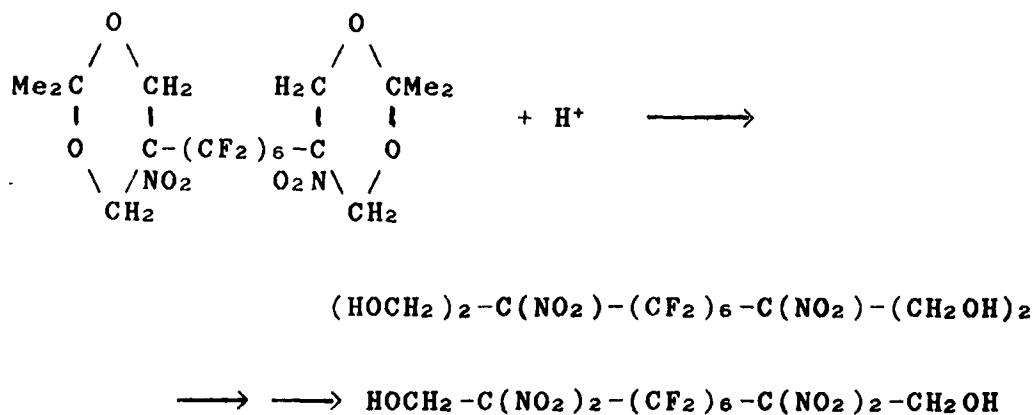


Although this coupling to give perfluoroalkylated nitro compounds proceeds in high yield, it is apparently limited to the anions of secondary mononitro alkanes. Attempts to apply this reaction to dinitro alkanes such as salt of 1,1-dinitroethane failed. For this coupling reaction to be useful in preparing fluoronitro monomers, a method of functionalizing a methyl group next to nitro is needed. We, therefore, studied extensions of this reaction to a nitro ketal.

Reaction of tris(hydroxymethyl)nitromethane acetonide³² with lithium hydroxide or tetra-n-butylammonium hydroxide using azeotropic removal of water by benzene gives the anhydrous salt of 1-nitro-4,4-dimethyl-3,5-dioxacyclohexane. The resulting nitronate salt was found to react with perfluoroalkyl iodides in dimethylacetamide under mild photochemical conditions to give perfluoroalkyl substituted nitro compounds.



Study of the hydrolysis of these perfluoroalkyl nitro acetonides to the corresponding nitro diols is under way. Deformylation and oxidative nitration of the nitrodiols should lead to geminal dinitro moieties next to geminal difluoro groups. Applying this reaction sequence to the bis coupled products followed by formylation would give the useful tetranitro diol derivatives of perfluoroalkanes.



B. Experimental Section

Melting points are uncorrected. Elemental analyses were performed by Galbraith Laboratories, Knoxville, TN, and Spang Laboratories, Eagle Harbor, MI. Proton and fluorine NMR spectra were recorded on a Varian T-60 spectrometer and the chemical shifts are reported in parts per million downfield from tetramethylsilane or chlorotrifluoromethane. Infrared spectra were recorded with a Perkin-Elmer 700 spectrometer.

1-Cyano-2,2,3,3-tetrafluorocyclobutane. A 1 L pipe bomb was charged with 125 g (215 mL, 4.0 mol) of acrylonitrile, cooled with liquid nitrogen, and 80 g (0.8 mol) of tetrafluoroethylene was added. The bomb was sealed and heated for 16 h at 150°C. The resulting mixture was distilled through a 18" vigreux column to give, after a 80 g of forerun of acrylonitrile (bp 80-84°C), 79 g (60% based on tetrafluoroethylene) of 1-cyano-2,2,3,3-tetrafluorocyclobutane, bp 148-150°C (lit bp 150°C¹⁰): ¹H NMR (CDCl₃) δ 2.9 (m, 2 H), 3.4 (m, 2 H); ¹⁹F NMR (Freon 113) δ 112, 116, 120, 124, 126 (m, 2:4:2:3:1) ppm.

3,3-Difluoroacrylonitrile - Acrylonitrile Mixture. Flash vacuum pyrolysis apparatus was constructed from a 3 cm x 35 cm quartz tube sealed at one end and placed in a vertical tube furnace. The tube was half-filled with silica sand and fitted with pressure equalizing dropping funnel. The top of the funnel was connected to sequential liquid nitrogen-ethanol (-110°C) and liquid nitrogen traps to a 10 mm vacuum source. In a typical run, the tube furnace was heated to 750°C and 52 g (0.5 mol) of 1-cyano-2,2,3,3-tetrafluorocyclobutane was added at a rate of 1 drop each 4 sec. Upon completion of the addition, the mixture collected in the first trap (28 g) was distilled to give two fractions, 16.5 g of a mixture of 3,3-difluoroacrylonitrile - acrylonitrile (equal molar), bp 84-

86°C and 11.5 g (bp 140-145°C) of unreacted starting material. The mixture of acrylonitriles could not be separated by distillation. Upon standing for several months, the mixture slowly became enriched in 3,3-difluoroacrylonitrile as acrylonitrile formed a solid polymer that could be removed by filtration. No analytically pure 3,3-difluoroacrylonitrile could be obtained by this procedure. Spectra were recorded for the 50-50% mole mixture of 3,3-difluoroacrylonitrile and acrylonitrile: ^1H NMR (CDCl_3) δ 4.3 (d, $J = 24$ Hz), 5.5 (m, 3 H); ^{19}F NMR (Freon 113) δ 64.4 (d of d, $J = 24$ and 16 Hz, 1 F), 68.0 (d, $J = 16$ Hz, 1 F) ppm.

1-Chloro-1,1-difluoro-4-methyl-3-pentanone. A mixture of 200 g (1.25 mol) of anhydrous ferric chloride in 1 L of methylene chloride was cooled to -10°C , and while being continuously saturated with 1,1-difluoroethylene, was treated dropwise with 106 g (1.0 mol) of isobutyryl chloride. After the addition was complete, the flow of 1,1-difluoroethylene was continued for 10 min, the mixture stirred for 1 h at 0°C , and poured onto a mixture of 500 g of ice and 200 mL of 35% aqueous hydrochloric acid. The organic layer was separated, washed with 2 x 200 mL cold 10% aqueous hydrochloric acid, and dried over magnesium sulfate, and the solvent was removed in vacuo. The residual oil was distilled at $65-75^\circ\text{C}$ (10 mm) to yield a liquid which contained about 30% non-fluorine containing impurities by nmr analysis. Redistillation twice gave 70 g (41%) of 1-chloro-1,1-difluoro-4-methyl-3-pentanone, bp 68-70 (25 mm): IR (CH_2Cl_2) 3050 (C-H), 1710 (C=O) cm^{-1} ; ^1H NMR (CDCl_3) δ 1.05 (d, $J = 7$ Hz, 6 H), 2.7 (m, $J = 7$ Hz, 1 H), 3.5 (t, $J = 12$ Hz, 2 H); ^{19}F NMR (Freon 113) δ 57.0 (t, $J = 12$ Hz) ppm.

Anal. Calcd for $\text{C}_6\text{H}_9\text{ClF}_2\text{O}$: C, 42.24; H, 5.30; F, 22.27. Found: C, 42.12; H, 5.51; F, 22.05.

Isopropyl 3-Chloro-3,3-difluoropropionate. A solution of 7.5 g

(0.05 mol) of 1-chloro-1,1-difluoro-4-methyl-3-pentanone and 10 g of m-chloroperbenzoic acid in 50 mL of 1,2-dichloroethane was heated at 60°C for 16 h. The solution was cooled, filtered, and washed with 5% aqueous sodium carbonate solution. The organic layer was dried over magnesium sulfate and distilled to yield 3.0 g (33%) of isopropyl 3-chloro-3,3-difluoropropionate, bp 68-70°C (10 mm): IR (CH₂Cl₂) 3000 (C-H), 1745 (C=O) cm⁻¹; ¹H NMR (CDCl₃) δ 1.05 (d, J= 7 Hz, 6 H), 3.0 (t, J = 12 Hz, 2 H), 4.8 (m, 1 H); ¹⁹F NMR δ 58.0 (t, J= 12 Hz) ppm.

Anal. Calcd for C₆H₉ClF₂O₂: C, 38.62; H, 4.86; F, 20.36. Found: C, 38.75; H, 4.80; F, 20.10.

Isopropyl 3,3-Difluoroacrylate. A solution of 5.5 g (0.03 mol) of isopropyl 3-chloro-3,3-difluoropropionate and 3.0 g (0.03 mol) of triethylamine in 50 mL of methylene chloride was stirred 30 min at 25°C. This solution was washed with 20 mL of cold 10% aqueous hydrochloric acid, dried over magnesium sulfate and solvent was evaporated to give an oil which was distilled to yield 2.2 g (49%) of isopropyl 3,3-difluoroacrylate, bp 43-45 (10 mm): IR (CH₂Cl₂) 3000 (C-H), 1745 (C=O) cm⁻¹; ¹H NMR (CCl₄) δ 1.05 (d, J= 7 Hz, 6 H), 4.7 (m, 1 H), 4.8 (m, 1 H); ¹⁹F NMR (Freon 113) δ 63.5 (ABXq, J= 3, 14 Hz, 1 F), 58.0 (ABX q, J= 14, 22 Hz, 1 F) ppm.

Anal. Calcd for C₆H₉F₂O₂: C, 48.00; H, 5.36. Found: C, 47.91; H, 5.33.

1,1-Difluoro-4-methyl-1-penten-3-one. A solution of 3.7 g (0.02 mol) of 1-chloro-1,1-difluoro-4-methyl-3-pentanone in 20 mL of diphenyl ether was cooled to 10°C and treated dropwise with 2.2 g (0.02 mol) of triethylamine. The resulting mixture was heated to 105°C under vacuum (20 mm) and the liquid which distilled was collected and redistilled to

yield 1.5 (55%) of 1,1-difluoro-4-methyl-1-penten-3-one, bp 40-42 (20 mm): IR (CH₂Cl₂) 3000 (C-H), 1705 (C=O) cm⁻¹; ¹H NMR (CDCl₃) δ 1.05 (d, J = 7 Hz, 6 H), 2.5 (m, 1 H), 5.2 (ABXq, J= 3, 22 Hz, 1 H); ¹⁹F NMR (CDCl₃) δ 64.2 (ABXq, J= 3, 14 Hz, 1 F), 59 (ABXq, J= 14, 22 Hz, 1 F) ppm.

Anal. Calcd for C₆H₈F₂O: C, 53.73; H, 5.96. Found: C, 53.73; H, 5.73.

Reaction of 1-Chloro-1,1-difluoro-4-methyl-3-pentanone with Sodium Carbonate. A mixture of 3.6 g (0.02 mol) of 1-chloro-1,1-difluoro-4-methyl-3-pentanone and 8 g of sodium carbonate monohydrate, was stirred at 50°C for 16 h. The residue was distilled to give 1.3 g (76%) of methyl isopropyl ketone, bp 40-42 (20 mm), identified by IR and NMR comparison with authentic material.

1-Cyano-3,3-dinitrobutane¹⁴. Procedure A. To a solution of 1.2 g (0.01 mol) of 1,1-dinitroethane and 0.5 g (0.005 mol) of sodium methoxide in 20 mL of methanol was added 0.53 g (0.01 mol) of acrylonitrile and the mixture was stirred at 20°C for 18 h at which time NMR analysis of an aliquot showed starting acrylonitrile to be totally consumed. The mixture was added to 20 mL of aqueous hydrochloric acid, the methanol evaporated in vacuo and the water layer extracted with 20 mL of methylene chloride. The organic layer was separated, dried over magnesium sulfate, evaporated and distilled to give 1.1 g (64%) of 1-cyano-3,3-dinitrobutane, bp 125-128°C (0.5 mm) (lit. bp 125-127°C (1 mm)¹⁴)

Procedure B. To a solution of 1.2 g (0.01 mol) of 1,1-dinitroethane and 0.53 g (0.01 mol) of acrylonitrile in 10 mL of DMF was added 0.05 g of anhydrous potassium fluoride, and the mixture was stirred at 20°C for 18 h at which time NMR analysis of an aliquot showed starting materials to be unreacted. The mixture was then heated to 80°C for 2 h, cooled and

added to 20 mL of water. The mixture was extracted with 20 mL of methylene chloride and the organic layer dried over magnesium sulfate, evaporated and the residual oil distilled to give 0.75 g (44%) of 1-cyano-3,3-dinitrobutane, bp 126-128°C (0.5 mm).

Attempted Reaction of 1,1-Dinitroethane with 3,3-Bis(trifluoromethyl)acrylic acid. To a solution of 1.2 g (0.01 mol) of 1,1-dinitroethane and 2.08 g (0.01 mol) of 3,3-bis(trifluoromethyl)acrylic acid in 10 mL of DMF was added 0.05 g of anhydrous potassium fluoride, and the mixture was stirred at 80°C for 2 weeks. Periodic NMR analysis of aliquots showed that the starting materials were unreacted.

Attempted Reaction of 1,1-Dinitroethane with 3,3-Difluoroacrylonitrile To a solution of 6.0 g (0.05 mol) of 1,1-dinitroethane and 2.0 g (0.02 mol) of sodium methoxide in 20 mL of methanol was added 3.8 g (approximately 0.05 mol) of a 50%-50% mixture of 3,3-difluoroacrylonitrile and acrylonitrile and the mixture was stirred at 20°C for 18 h at which time NMR analysis of an aliquot showed starting acrylonitrile to be totally consumed. The mixture was added to 20 mL of aqueous hydrochloric acid, the methanol evaporated in vacuo and the water layer extracted with 20 mL of methylene chloride. The organic layer was separated, dried over magnesium sulfate, stripped of solvent and distilled to give 3.0 g (50%) of 1,1-dinitroethane, bp 85-90 (0.5mm) and 3.0 g (60%) of 1-cyano-3,3-dinitrobutane, bp 125-128°C (0.5 mm). No fluorine containing materials were distilled or remained in the pot residue.

To a solution of 1.2 g (0.01 mol) of 1,1-dinitroethane and 0.5 g of a 50%-50% mixture of 3,3-difluoroacrylonitrile and acrylonitrile in 10 mL of DMF was added 0.05 g of anhydrous potassium

fluoride, and the mixture was stirred at 80°C for 2 h, cooled and added to 20 mL of water. The mixture was extracted with 20 mL of methylene chloride and the organic layer was separated, dried over magnesium sulfate, and solvent was evaporated. The residual oil was found to have no organic fluorine containing materials by ^{19}F NMR analysis.

Reaction of 1,1-difluoro-4-methyl-1-penten-3-one with 1,1-Dinitroethane. A mixture of 0.65 g (0.005 mol) of 1,1-difluoro-4-methyl-1-penten-3-one and 0.60 g (0.005 mol) of 1,1-dinitroethane in 10 mL of methylene chloride was cooled to 15°C in a water bath and 0.2 g of collidine was added. After several minutes a gas evolved. The mixture was stirred at 20°C for 16 h, washed with 10 mL of 10% aqueous hydrochloric acid, dried over magnesium sulfate and the methylene chloride was evaporated in vacuo. The residual oil was crystallized from ethanol to give 0.48 g (85%) of 2,5,5-trinitro-3-aza-4-oxa-2-hexene, mp 114-115 (lit. mp 117-120^{17,18}). No organic fluorine-containing materials were observed in the crude oil by ^{19}F NMR analysis.

Attempted Reaction of 1,1-Difluoro-4-methyl-1-penten-3-one and Cyclopentadiene. A solution of 1.0 g (0.0062 mol) of 1,1-difluoro-4-methyl-1-penten-3-one and 0.4 g (0.0062 mol) of cyclopentadiene in 10 mL of methylene chloride were stirred at 20°C for 1 h during which time the solution became cloudy and ^{19}F NMR analysis showed the starting material was reacted. Upon standing 16 h at 20°C, the solution became a tarry black jelly from which no non-polymeric materials could be isolated.

1,1-Difluoro-1-(2,2,2-trifluoroethoxy)-4-methyl-3-pentanone. A solution of 3.6 g (0.02 mol) of 1-chloro-1,1-difluoro-4-methyl-3-pentanone, 6.5 g (0.06 mol) of 2,2,2-trifluoroethanol and 2.8 g (0.023 mol) of collidine in 50 mL of methylene chloride was stirred at 25°C for 16 H at which time ^{19}F NMR showed the starting ketone was completely

consumed. The solution was washed with 2 x 50 mL of 10% aqueous hydrochloric acid, dried over magnesium sulfate and distilled to yield 3.3 g (71%) of 1,1-difluoro-1-(2,2,2-trifluoroethoxy)-4-methyl-3-pentanone, bp 55-57°C (3 mm): IR (CH₂Cl₂): 3000 (C-H), 1710 (C=O) cm⁻¹; ¹H NMR (CDCl₃) δ 1.0 (d, J= 7 Hz, 6 H), 2.5 (septet, J= 7 Hz, 1 H), 3.0 (t, J= 8 Hz, 2 H), 3.95 (q, J= 8, 2 H); ¹⁹F NMR (CDCl₃) δ 71.6 (t, J=8 Hz, 2 F), 74.8 (t, J= 8 Hz, 3 F) ppm.

Anal. Calcd for C₈H₁₁F₅O₂: C, 41.03; H, 4.73; F, 40.57. Found: C, 41.05; H, 4.90; F, 40.68.

1,1-Difluoro-1-(2,2-dinitropropoxy)-4-methyl-3-pentanone. A solution of 1.7 g (0.01 mol) of 1-chloro-1,1-difluoro-4-methyl-3-pentanone, 3.0 g (0.02 mol) of 2,2-dinitropropanol and 1.2 g (0.01 mol) of collidine in 50 mL of methylene chloride was stirred at 25°C for 2 h at which time ¹⁹F NMR showed the starting ketone was completely consumed. The solution was washed with 2 x 50 mL of 10% aqueous hydrochloric acid, and 2 x 25 mL 5% aqueous sodium carbonate, dried over magnesium sulfate and distilled to yield 2.6 g (92%) of 1,1-difluoro-1-(2,2-dinitropropoxy)-4-methyl-3-pentanone, bp 110-112 °C (0.5 mm): IR (CH₂Cl₂) 3000 (C-H), 1710 (C=O), 1570, 1450 (NO₂) cm⁻¹; ¹H NMR (CDCl₃) δ 1.05 (d, J=7 Hz, 6 H), 2.2 (s, 3 H), 2.55 (septet, J= 7 Hz, 1 H), 3.2 (t, J= 9 Hz, 2 H), 4.6 (s, 2 H); ¹⁹F NMR (CDCl₃) δ 71.0 (t, J= 9 Hz) ppm.

Anal. Calcd for C₉H₁₄N₂F₂O₆: C, 38.03; H, 4.96; N, 9.95; F, 13.36. Found: C, 38.16; H, 4.96; N, 9.91; F, 13.37.

1,1-Difluoro-1-(2,2-dinitro-2-fluoroethoxy)-4-methyl-3-pentanone. A solution of 3.4 g (0.02 mol) of 1-chloro-1,1-difluoro-4-methyl-3-pentanone, 3.0 g (0.02 mol) of 2,2-dinitro-2-fluoroethanol and 2.8 g (0.023 mol) of collidine in 50 mL of methylene chloride was stirred at

25°C for 48 h at which time ^{19}F NMR showed the starting ketone was completely consumed. The solution was washed with 2 x 50 mL of 10% aqueous hydrochloric acid, dried over magnesium sulfate and distilled to give 2.4 g (83%) of 1,1-difluoro-1-(2,2-dinitro-2-fluoroethoxy)-4-methylpentanone, bp 104-106°C (0.5 mm): IR (CH_2Cl_2): 3000 (C-H), 1710 (C=O), 1550, 1460 (NO_2) cm^{-1} ; ^1H NMR (CDCl_3) δ 1.05 (d, $J=7$ Hz, 6 H), 2.55 (septet, $J=7$ Hz, 1 H), 3.2 (t, $J=14$ Hz, 2 H), 4.9 (s, 1 H), 5.1 (d, $J=2$, 1 H); ^{19}F NMR (CDCl_3) δ 71.0 (t, $J=14$, 2 F), 107.0 (triplet of doublets $J=9$, 2 Hz, 1 F) ppm.

Anal. Calcd for $\text{C}_8\text{H}_{11}\text{N}_2\text{F}_3\text{O}_6$: C, 33.34; H, 3.85; N, 9.72; F, 19.78.

Found: C, 33.46; H, 3.81; N, 9.81; F, 19.62.

Isopropyl 3,3-Difluoro-3-(2,2-dinitropropoxy)propionate. A solution of 1.8 g (0.01 mol) of isopropyl 3-chloro-3,3-difluoropropionate, 3.0 g (0.02 mol) of 2,2-dinitropropanol and 1.0 g (0.01 mol) of triethylamine in 50 mL of methylene chloride was stirred at 25°C for 16 H at which time ^{19}F NMR showed the starting ketone was completely consumed. The solution was washed with 2 x 50 mL of 10% aqueous hydrochloric acid, and 2 x 25 mL 5% aqueous sodium carbonate, dried over magnesium sulfate and distilled to give 0.98g (33%) of isopropyl 3,3-difluoro-3-(2,2-dinitropropoxy)propionate, bp 125-128°C (1.0 mm): IR (CH_2Cl_2) 3000 (C-H), 1750 (C=O), 1575, 1450 (NO_2) cm^{-1} ; ^1H NMR (CDCl_3) δ 1.1 (d, $J=7$ Hz, 6 H), 2.1 (s, 3 H), 3.0 (t, $J=10$ Hz, 2 H), 4.8 (s, 2 H), 5.0 (septet, $J=7$ Hz, 1 H); ^{19}F NMR (CDCl_3) δ 78.0 (t, $J=10$ Hz) ppm.

Anal. Calcd for $\text{C}_9\text{H}_{14}\text{N}_2\text{F}_2\text{O}_7$: C, 36.00; H, 4.70; N, 9.30; F, 12.66.

Found: C, 35.89; H, 4.62; N, 9.44; F, 12.70.

Isopropyl 3,3-difluoro-3-(2,2-dinitro-2-fluoroethoxy)propionate. A solution of 1.8 g (0.01 mol) of isopropyl 3-chloro-3,3-difluoropropionate, 1.5 g (0.01 mol) of 2,2-dinitro-2-fluoroethanol and

1.2 g (0.01 mol) of collidine in 20 mL of methylene chloride was stirred at 25°C for 24 h at which time ^{19}F NMR showed the starting ketone was completely consumed. The solution was washed with 2 x 50 mL of 10% aqueous hydrochloric acid, dried over magnesium sulfate and distilled to give 1.6 g (53%) of isopropyl 3,3-difluoro-3-(2,2-dinitro-2-fluoroethoxy)propionate, bp 98-100°C (1 mm): IR (CH_2Cl_2) 3000 (C-H), 1760 (C=O), 1550, 1460 (NO_2) cm^{-1} ; ^1H NMR (CDCl_3) δ 1.05 (d, $J = 7$ Hz, 6 H), 3.2 (t, $J = 10$ Hz, 2 H), 4.9 (s, 1 H), 5.1 (d, $J = 2$, 1 H), 5.1 (septet, $J = 7$ Hz, 1 H); ^{19}F NMR δ 71.0 (t, $J = 10$, 2 F), 106.0 (triplet of doublets $J = 9$, 2 Hz, 1 F) ppm.

Anal. Calcd for $\text{C}_9\text{H}_{11}\text{N}_2\text{F}_3\text{O}_7$: C, 31.58; H, 3.65; N, 9.12. Found: C, 31.40; H, 3.80; N, 9.32.

2,14-Dimethyl-8-nitro-5,5,8,11,11-pentafluoro-6,10-dioxapentadeca-3,13-dione. A solution of 4.0 g (0.022 mol) of 1-chloro-1,1-difluoro-4-methyl-3-pentanone, 1.4 g (0.01 mol) of 2-nitro-2-fluoropropane-1,3-diol and 2.4 g (0.02 mol) of collidine in 25 mL of methylene chloride was stirred at 25°C for 24 H at which time ^{19}F NMR showed the starting ketone was completely consumed. The solution was washed with 2 x 50 mL of 10% aqueous hydrochloric acid, and dried over magnesium sulfate to yield 3.4 g (85%) of crude 2,14-dimethyl-8-nitro-5,5,8,11,11-pentafluoro-6,10-dioxapentadeca-3,13-dione as an oil which was essentially pure by NMR analysis. An analytical sample was prepared by chromatographing the crude oil on silica gel with hexane containing 5% ethyl acetate. Attempted distillation of the oil at 130°C (0.1 mm) failed to yield any material. IR (CH_2Cl_2) 3000 (C-H), 1720 (C=O), 1580, 1460 (NO_2) cm^{-1} ; ^1H NMR (CDCl_3) δ 1.0 (d, $J = 7$ Hz, 12 H), 2.5 (septet, $J = 7$ Hz, 2 H), 3.0 (t, $J = 10$ Hz, 4 H), 4.3 (d, $J = 16$ Hz, 4 H); ^{19}F NMR (CDCl_3) δ 71.0 (t,

$J = 10, 4 \text{ F}$), 133.6 (quint, $J = 16 \text{ Hz}$, 1 F) ppm.

Anal. Calcd for $\text{C}_{15}\text{H}_{22}\text{NF}_5\text{O}_6$: C, 44.23; H, 5.58; N, 3.63. Found: C, 44.29; H, 5.67; N, 3.63.

Attempted Reaction of 1-Chloro-1,1-difluoro-4-methyl-3-pentanone with 2,2-Dinitropropane-1,3-diol. A solution of 4.0 g (0.022 mol) of 1-chloro-1,1-difluoro-4-methyl-3-pentanone, 1.7 g (0.01 mol) of 2,2-nitropropane-1,3-diol and 2.4 g (0.02 mol) of collidine in 25 mL of methylene chloride was stirred at 25°C for 24 H at which time ^{19}F NMR showed the starting ketone was completely consumed. The solution was washed with 2 x 50 mL of 10% aqueous hydrochloric acid, dried over magnesium sulfate and evaporated to yield less than 0.3 g of a residual which contained no organic material containing fluorine functionality as shown by ^{19}F NMR analysis.

Attempted Reaction of 1-Chloro-1,1-difluoro-4-methyl-3-pentanone with Sodium Nitrite. A solution of 3.6 g (0.02 mol) of 1-chloro-1,1-difluoro-4-methyl-3-pentanone and 1.4 g (0.02 mol) of sodium nitrite was stirred in 20 mL of acetonitrile at 25°C. Analysis of the reaction mixture after 4 weeks by ^1H and ^{19}F NMR showed the 1-chloro-1,1-difluoro-4-methyl-3-pentanone to be unchanged.

2-Azido-2,2-difluoroacetophenone. A mixture of 1.8 g (0.01 mol) of chlorodifluoroacetophenone and 1.0 g (0.014 mol) of sodium azide in 5 mL of dimethyl sulfoxide was heated at 100°C for 5 min and then cooled to ambient temperature. After the addition of 50 mL of water, the mixture was extracted with 20 mL of methylene chloride, and the organic layer washed with 2 x 20 mL of water, dried with magnesium sulfate and distilled to give 1.5 g (81%) of 2-azido-2,2-difluoroacetophenone, bp 75-76 (1.0 mm): IR (CH_2Cl_2) 3050 (C-H), 2200 ($-\text{N}_3$), 1720 (C=O) cm^{-1} ; ^1H NMR (CDCl_3) δ 7.0-7.5(m); ^{19}F NMR (CDCl_3) δ 78.4 (s) ppm.

Anal. Calcd for $C_6H_5F_2N_3O$: C, 48.74; H, 2.56; N, 21.31. Found: C, 48.67; H, 2.81; N, 21.02.

1-Azido-1,1-difluoro-4-methyl-3-pentanone. A mixture of 1.7 g (0.01 mol) of 1-chloro-1,1-difluoro-4-methyl-3-pentanone and 0.8 g (0.011 mol) of sodium azide in 10 mL of acetone was stirred at 25°C for 1 h at which time ^{19}F NMR analysis showed the reaction to be complete. The solvent was evaporated in vacuo and the residue distilled to yield 1.2 g (67%) of 1-azido-1,1-difluoro-4-methyl-3-pentanone, bp 30-31 (0.5 mm): IR (CH_2Cl_2) 3000 (C-H), 2190 ($-N_3$), 1710(C=O) cm^{-1} ; 1H NMR ($CDCl_3$) δ 1.0 (d, $J = 7$ Hz, 6 H), 2.6 (septet, $J = 7$ Hz, 1 H), 3.1 (t, $J = 11$ Hz, 2 H); ^{19}F NMR ($CDCl_3$) δ 70.4 (t, $J = 11$ Hz) ppm.

Anal. Calcd for $C_6H_5F_2N_3O$: C, 40.67; H, 5.12; N, 23.70. Found: C, 40.57; H, 5.01; N, 23.65.

Isopropyl 3-Azido-3,3-difluoropropionate. A mixture of 2.0 g (0.011 mol) of isopropyl 3-chloro-3,3-difluoropropionate and 1.2 g (0.017 mol) of sodium azide in 10 mL of acetone was stirred at 25°C for 16 h at which time ^{19}F NMR analysis showed the reaction to be complete. The solvent was evaporated in vacuo and the residue distilled to yield 1.1 g (53%) of isopropyl 3-azido-3,3-difluoropropionate, bp 55-58 (20 mm): IR (CH_2Cl_2) 3000 (C-H), 2190 ($-N_3$), 1760 (C=O) cm^{-1} ; 1H NMR ($CDCl_3$) δ 1.05 (d, $J = 7$ Hz, 6 H), 3.0 (t, $J = 12$ Hz, 2 H), 5.05 (septet, $J = 7$ Hz, 1 H); ^{19}F NMR ($CDCl_3$) δ 70.4 (t, $J = 12$ Hz) ppm.

Anal. Calcd for $C_6H_9F_2N_3O_2$: C, 37.30; H, 4.69; N, 21.75. Found: C, 37.09; H, 4.87; N, 22.06.

Preparation of Lithium 2-Nitropropane-1,3-diol Acetonide. A mixture of 9.5 g (0.05 mol) of 2-hydroxymethyl-2-nitropropane-1,3-diol monoacetonide and 2.1 g (0.05 mol) of lithium hydroxide monohydrate were

suspended in 50 mL of benzene was refluxed under nitrogen and water removed azeotropically in a Dean-Stark trap. When no more water azeotrope was formed, the solvent was removed on a rotary evaporator and 20 mL of DMF was added to dissolve the resultant pale yellow salt. This solution was used immediately.

2-(Perfluorodecyl)-2-nitropropane-1,3-diol Acetonide. A solution of 0.05 mol of lithium 2-nitropropane-1,3-diol acetonide in 20 mL of DMF was added to a solution of 6.5 g (0.01 mol) of perfluorodecyl iodide in 30 mL of DMF under nitrogen and the mixture was stirred at 25°C in laboratory light. After 24 h, ^{19}F NMR analysis of the reaction mixture showed the absence of the reactant perfluorodecyl iodide. The mixture was poured into 200 mL of water, and the solid which formed was filtered, washed with 2 x 100 mL water, dried in vacuo and sublimed to give 5.1 g (74%) of 2-(perfluorodecyl)-2-nitropropane-1,3-diol acetonide, mp 65-68°C: IR (CH_2Cl_2) 3000 (C-H), 1570, (NO_2) cm^{-1} ; ^1H NMR (CDCl_3) δ 1.3 (s, 3 H), 1.4 (s, 3 H), 4.25 and 4.7 (AB d, $J = 13$ Hz, 4 H); ^{19}F NMR (CDCl_3) δ 81.2 (m, 3 F), 118.4 (m, 16 F), 122.8 (m, 2 F) ppm.

Anal. Calcd for $\text{C}_{16}\text{H}_{10}\text{NF}_2\text{O}_4$: C, 27.72; H, 1.40; N, 2.00. Found: C, 27.84; H, 1.54; N, 2.05.

2,9-Bis(hydroxymethyl)-2,9-dinitro-3,3,4,4,5,5,6,6,7,7,8,8-dodecafluorodecane-1,10-diol Diacetonide. A solution of 0.05 mol of lithium 2-nitropropane-1,3-diol acetonide in 20 mL of DMF was added to a solution of 5.6 g (0.01 mol) of 1,6-perfluorohexyl diiodide in 100 mL of DMF under argon and the mixture stirred at 25°C in a pyrex flask in direct sunlight. After several minutes solids began to form. The reaction mixture was monitored by ^{19}F NMR and stirred until all the starting perfluoro diiodide was consumed (from 1 h to 2 days). The mixture was poured into 300 mL of water, filtered, and washed with 2 x

100 mL of water. The residual solids were dissolved in 80 mL of methylene chloride, and dried over magnesium sulfate. The solvent was evaporated and the solid was recrystallized from acetone to give 5.0 g (90%) of 2,9-bis(hydroxymethyl)-2,9-dinitro-3,3,4,4,5,5,6,6,7,7,8,8-dodecafluorodecane-1,10-diol diacetone, mp 138-139°C: IR (CH₂Cl₂) 3000 (C-H), 1565 (NO₂), 1350, 1210, 900 cm⁻¹; ¹H NMR (CDCl₃) δ 1.3 (s, 3 H), 1.4 (s, 3 H), 4.25 and 4.7 (Assym AB, J= 13 Hz, 4 H), ¹⁹F NMR (CDCl₃) δ 113.2 (m, 2 F), 117.2 (m, 2 F), 118.8 (m, 2 F) ppm.

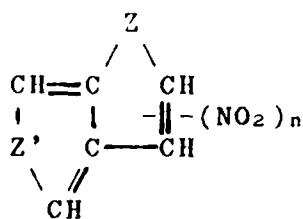
Anal. Calcd for C₁₈H₂₀N₂F₁₂O₄: C, 34.80; H, 3.25; N, 4.50. Found: C, 34.54; H, 3.20; N, 4.41.

III. HETEROCYCLIC POLYNITRO COMPOUNDS

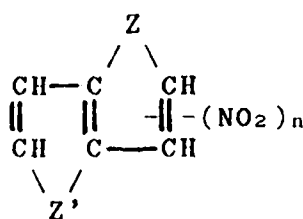
A. DISCUSSION.

Introduction.

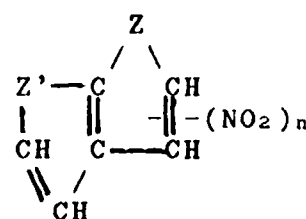
A study of the synthesis of polycyclic nitro compounds was continued with the objective of producing useful high density explosives. In the preceding report period¹, several nitro derivatives of the saturated heterocyclic system bicyclo[3.3.0]-2,6-dioxaoctane were prepared. Based on calculations of density, a number of polynitro unsaturated bicyclic heterocycles were selected as potential targets. Specifically these targets, shown below, are the structurally isomeric furo[2,3b]furan, furo[3,2b]furan, and furo[3,4b]furan (where Z = Z' = "O"); furo[2,3b]-pyrrole, furo[3,2b]pyrrole, and furo[3,4b]pyrrole (where Z = "O" and Z' = "N-H"); and pyrrolo[2,3b]pyrrole, pyrrolo[3,2b]pyrrole, and pyrrolo[3,4b]pyrrole (where Z = Z' = "N-H"). No derivatives of any of these ring systems containing nitro groups have previously been reported.



[3,4b]



[3,2b]



[2,3b]

TABLE I
Calculated Densities of Target Bicycloheterocycles

	n = 2	n = 3	n = 4
Z = Z' = "O"	1.88	1.97	2.0+
Z = "O"; Z' = "N-H"	1.85	1.94	2.0
Z = Z' = "N-H"	1.83	1.91	1.97

Of particular interest as target compounds are the [3,4b] systems in which three nitro groups can be placed at the 2 and 5 positions of one ring and at either the 4 or 5 position of the the second without steric interaction. Introduction of a fourth nitro group into the system where $Z = Z' = "O"$ to give a pernitrate material has the greatest likelihood of giving a material stable to hydrolysis.

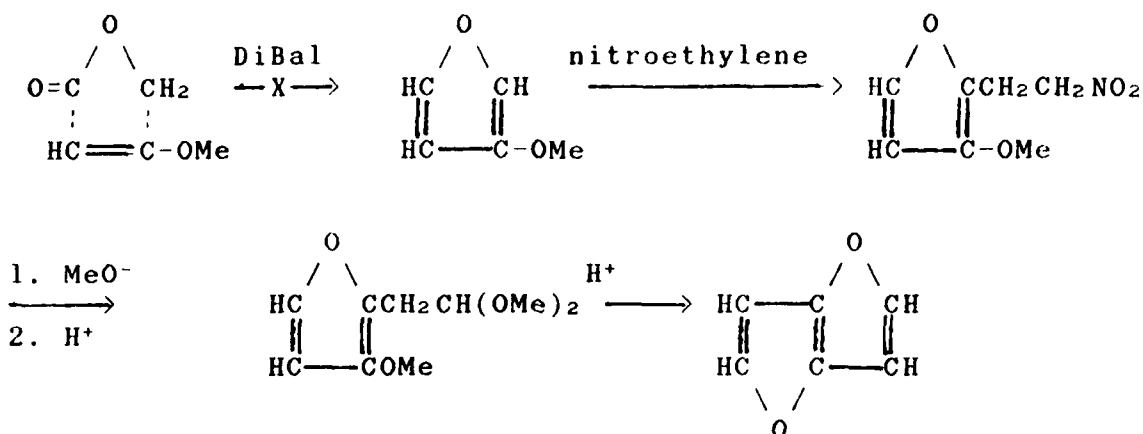
Aromatic stability calculations³³ for these target compounds indicate that derivatives of furo[2,3b]furan and furo[3,2b]furan should be more stabilized via resonance energy than furan itself, while furo[3,4b]furan will be somewhat less stable. Similar stabilities are predicted for the corresponding furopyrroles and the pyrrolopyrroles. Since furo[2,3b]furan contains an internal ketene acetal functionality, it was eliminated as a target compound due to the poor chemical stability of this class of compounds.

Attempted Synthesis of Polynitrofuro[3,2b]furan

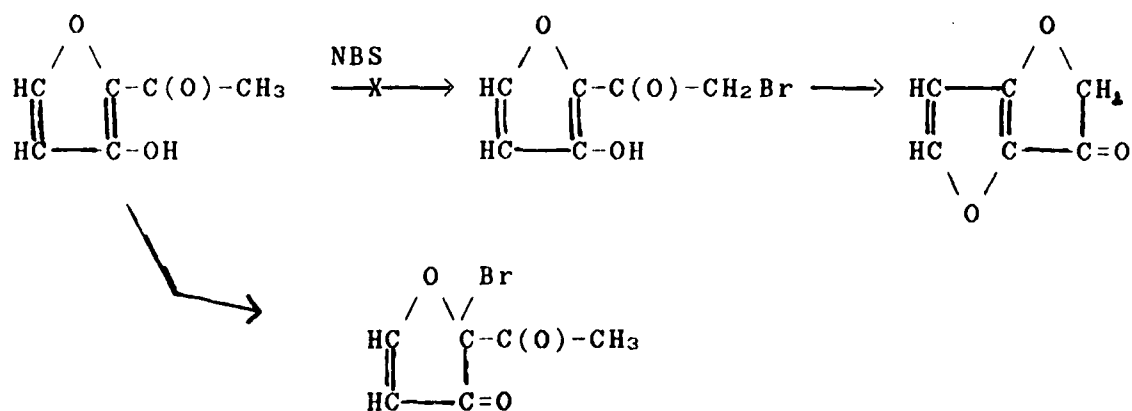
Examples of the [3,2b] ring system exist where $Z = Z' = "N"$ ³⁴, $Z = Z' = "S"$ ³⁵, or $Z = "O"$ and $Z' = "N"$,³⁶ but no examples of the furo[3,2b]-furan ring system where $Z = Z' = "O"$ have been previously prepared, although the saturated derivatives, the bicyclo[3.3.0]-2,6-dioxaoctanes are known¹.

Several synthetic routes into the furo[3,2b]furan ring system were investigated, based on derivatives of 3-hydroxyfurans. For example, condensation of 3-methoxyfuran with nitroethylene, in analogy to a similar reaction observed in unsubstituted furan³⁷, should give 3-methoxy-2-(2-nitroethyl)furan which would be expected to yield the desired ring system upon hydrolysis. Tetric acid³⁸ was converted to its methyl ester^{39,40}

by reaction with trimethylorthoacetate in 82%. Attempted reduction by various reducing agents, including DIBAL,⁴¹ failed to give the desired 3-methoxyfuran needed for condensation with nitroethylene.



A more facile entry into 3-oxygenated furans was available through the controlled hydrolysis of alpha-(+)-lactose to give 2-acetyl-3-hydroxyfuran (isomaltol) in 8% yield.⁴² Functionalization of the methyl alpha to the ketone followed by cyclization should give the desired furo[3,2b]-furan. Unfortunately, no functionalization could be effected. Bromination⁴³ with *N*-bromosuccinimide took place exclusively at C-2 of the furan ring.



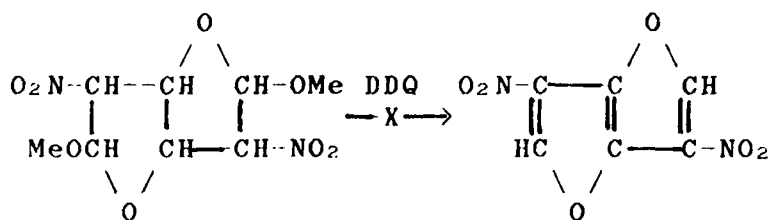
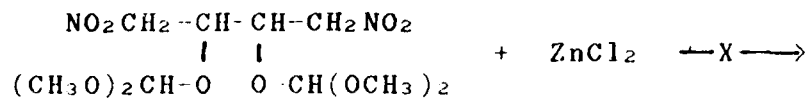
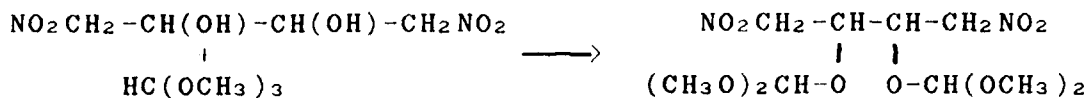
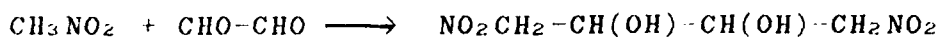
Blocking the C-3 hydroxyl group of 3-hydroxy-2-acetylfuran by acetate gave 3-acetoxy-2-acetylfuran which resisted all attempts at bromination or acid-catalyzed functionalization. More exotic techniques involving formation of silyl enol ether of the ketone⁴⁴ or double deprotonations with hexamethyldisilazide followed by bromination also failed to give ring closed products. Similarly, chlorination with phosphorus trichloride,⁴⁵ oxalyl chloride or thionyl chloride failed to give ring closed products. Nitration of 3-acetoxy-2-acetylfuran under a number of conditions failed to give characterizable nitro derivatives.

Consequently, a new synthetic strategy to furo[3,2b]furan was developed in which the required furofuran bicyclic ring system would be prepared with the simultaneous introduction of two of the desired nitro groups. Nitromethane is known to react with trimethylorthoformate in the presence of a Lewis acid catalyst such as zinc chloride to give the corresponding formyl derivative as the dimethyl acetal.⁴⁶



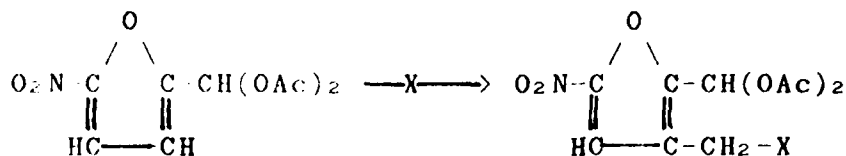
The diacetal potentially available from the reaction between D,L-1,4-dinitro-2,3-butanediol^{47,48} and trimethylorthoformate might be internally coupled by a similar zinc chloride catalysis to give a key intermediate in the synthesis of 3,6-dinitrofuro[3,2b]furan. Condensation of nitromethane with 40% aqueous glyoxal gave meso- and D,L-1,4-dinitro-2,3-butanediols in 20% and 18% yield. Reaction of these diols with trimethyl orthoformate gave the corresponding bis orthoformates. Unfortunately, reaction of the orthoformates with a variety of catalysts such as zinc chloride, zinc bromide, iron chloride, titanium tetrachloride or alkyl aluminium halides failed to give 3,7-dimethoxy-4,8-dinitro-2,6-dioxabicyclo[3.3.0]octane. Refluxing the crude reaction mixtures with DDQ led not to 3,6-dinitro-

furo[3,2b]furan, but to 1,4-dinitrobutadiene.



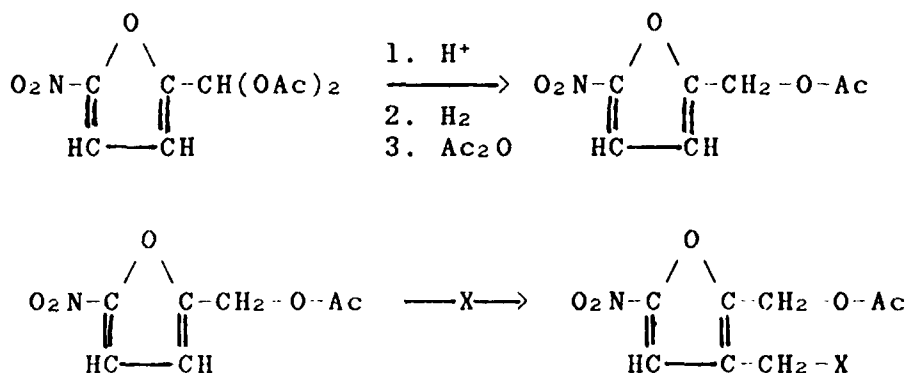
Attempted Preparation of Furo[3,4b]furan

Key intermediates in the attempted synthesis of polynitrofuro[3,4b]-furans were expected to be the readily available 5-nitro-2-furaldehyde and ethyl 5-nitrofuranate. Attempts to chloromethylate or bromomethylate 5-nitrofuranaldehyde diacetate by several known⁴⁹ methylation methods were unsuccessful, and unreacted starting material was recovered; the presence of the C-5 nitro group evidently deactivates the furan nucleus towards electrophilic substitution.



It appeared that acetate hydrolysis may be occurring initially and, as a consequence, the furan nucleus is further deactivated toward electro-

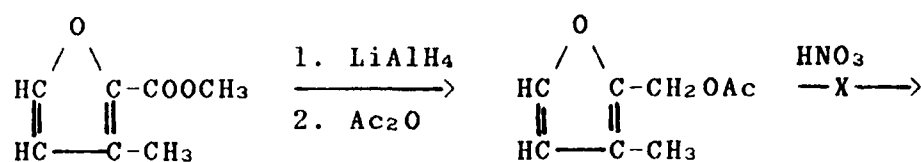
philic substitution. Consequently, 5-nitro-2-furanmethanol⁵⁰ was prepared in 40% yield and then acetylated by standard methods to give 5-nitro-2-furanmethanol acetate⁵⁰ in 73% yield.



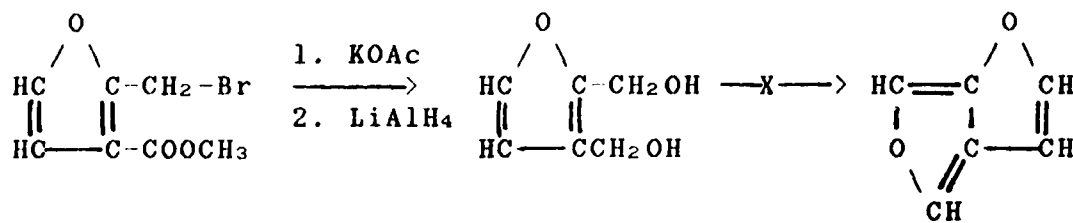
However, 5-nitro-2-furanyl acetate was resistant to both chloromethylation and bromomethylation, and unaltered starting material was recovered. Use of FeCl_3 , ZnCl_2 or AlCl_3 as Lewis acid catalysts did not promote the desired halomethylation reaction. A Vilsmeier⁵¹ reaction using nitrofuranyl acetate in conjunction with POCl_3 -DMF at 80°C also gave only unreacted starting material.

In an alternative approach, 2-methyl-3-furanmethanol⁴⁹ was prepared from the corresponding ester by lithium aluminium hydride reduction. Allylic bromination of 2-methyl-3-furanmethanol directly with NBS gave none of the desired bromomethylated derivative. The alcohol was subsequently converted to 2-methyl-3-furanmethanol acetate⁵² in 94% yield and nitrated in 22% yield to give 5-nitro-2-methyl-3-furanmethanol acetate. Attempted reaction of this nitro acetate with NBS at 80°C (CCl_4) and 110°C (1,2,2-trichloroethane) gave no trace of allylic bromination product with or without added AIBN, benzoyl peroxide or HBr. Direct reaction of the unnitrated acetate with NBS gave the expected 5-bromo-2-methyl-3-furanmethanol acetate⁵³ rather than 2-bromomethyl derivative.

An attempt was then made to reverse the substitution pattern of nitrofuranmethanol acetate such that the C-2 methyl would no longer be affected by the C-5 nitro group. The readily available ester, methyl 3-methyl-2-furancarboxylate⁵⁴ was reduced with lithium aluminum hydride to give 3-methyl-2-furanmethanol⁵⁵ in 97% yield. Acetylation gave a 94% yield of 3-methyl-2-furanmethanol acetate. However, even under mild nitration conditions, using acetyl nitrate at -30°C to -15°C, complete destruction of the furan nucleus was encountered.



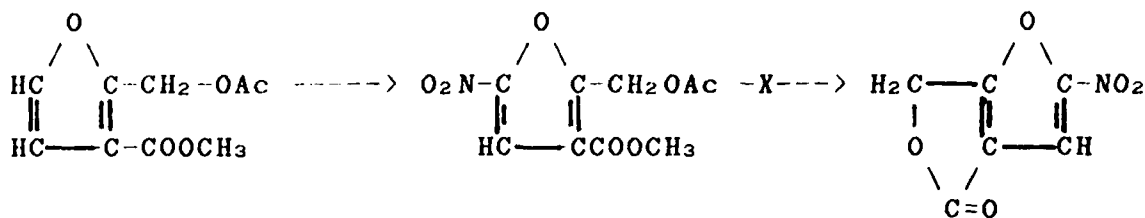
Finally, methyl 2-bromomethyl-3-furanoate was reacted with potassium acetate to give methyl 2-acetoxymethyl-3-furanoate⁵⁶ in 78% yield. Subsequent lithium aluminum hydride reduction of the diester gave 2,3-furandimethanol in 44% yield.



Treatment of 2,3-furandimethanol with one equivalent of methanesulfonyl chloride at -30°C provided monomesylate as the predominant product, but furo[3,2b]furan could not be isolated. Rather, spontaneous and rapid decomposition occurred at room temperature in methylene chloride solution within several minutes after low temperature (0°C) workup. Other methods

of ring closure such as methyltriphenoxyphonium trifluoromethane-sulphonate⁵⁷ also failed to give the desired product.

Nitration of methyl 2-acetoxymethyl-3-furanoate⁵⁶ gave methyl 5-nitro-2-acetoxy-3-furanoate in 27% yield. However, upon treatment with dilute methanolic potassium carbonate, an immediate discoloration of the reaction mixture occurred. Destruction of the furan ring was noted by ¹H NMR spectroscopy after several hours and no ring closed products were observed.



B. EXPERIMENTAL

4-Methoxy-5H-furan-2-one. To a solution of 1.50 g (15.0 mmole) tetrionic acid³⁸ in 25 mL absolute methanol containing approximately 5% (wt) HCl was added 2.4 g (20 mmol) trimethyl orthoacetate and the mixture was refluxed 16 h. The solution was cooled, the solvent evaporated and the residue distilled to give 1.40 g (82%) of 4-methoxy-5H-furan-2-one, bp 94-96°C (0.1 mm) [lit.³⁹ bp 105°C (0.5 mm)], which crystallized on standing: mp 63°C (lit.³⁹ mp 63°C);

3-Hydroxy-2-acetylfuran. A solution of 900 mL of absolute ethanol, 255 g (3.0 mol) piperidine, 300 mL (3.0 mol) triethylamine and 180 g (3.0 mol) glacial acetic acid was prepared in a 5 L round bottom flask with mechanical stirring. To the resulting solution at 65°C, was added 1080 g (3.0 mol) of alpha-(+)-lactose monohydrate and the mixture was stirred and heated at 75°C for 24 h. After 900 mL of absolute ethanol was added, the mixture was allowed to stand at ambient temperature for 48 h. The solids which formed were filtered, washed with 200 mL of ethanol and then dissolved in 2 L of hot water. The resulting solution was heated to 90°C, treated with 1 L of 4 M aqueous H₃PO₄, and steam distilled until the distillate gave a negative ferric chloride test for presence of phenol (approximately 2.5 L). The distillate was extracted with 4 X 500 mL of CH₂Cl₂, and the combined organic layers were dried over magnesium sulfate. The solvent was evaporated to give 42 g of yellow solid, which was triturated once with petroleum ether and sublimed at 70-80°C (5 mm) to give 30.1 g (8%) of 3-hydroxy-2-acetylfuran: mp 100-102°C (lit.⁴² 101-102°C).

5-Nitro-2-furanmethanol. A mixture of 0.80 g (21 mmol) of lithium aluminium hydride in 70 mL anhydrous ether at 0°C was treated portionwise

with 5.00 g (35.4 mmole) of solid 5-nitro-1-furaldehyde with brisk stirring. After the addition was complete, the mixture was stirred at 0°C for 5 min, refluxed for 15 min, and then recooled to 5°C. The mixture was treated dropwise sequentially with 0.8 mL of water, 0.8 mL of 15% by weight aqueous sodium hydroxide and 2.5 mL water, and the suspended salts were then removed by filtration. The solvent was evaporated and the residual oil distilled to give 2.0 g (40%) of 5-nitro-2-furanmethanol⁵⁰, bp 115-118°C (0.1 mm) [lit.²⁰ 140-141°C (4 mm)].

5-Nitro-2-furanmethanol Acetate. A solution of 2.0 g (14 mmol) of 5-nitro-2-furfurol in 50 mL anhydrous ether was cooled to 5°C, and 5 mL (70 mmol) pyridine was added, followed by dropwise addition of 3 mL (30 mmol) of acetyl chloride. After 1 h, the resulting mixture was washed with 10 mL of 10% aqueous hydrochloric acid, 10 mL of a saturated sodium bicarbonate solution, dried over magnesium sulfate and the solvent was evaporated. The residual oil was distilled at 104°C (0.1 mm) to give 1.93 g (73%) of 5-nitro-2-furanmethanol acetate, which solidified on standing: mp 39-40°C (lit.⁵⁰ mp 41-42°C); ¹H NMR (CDCl₃) δ 2.05 (s, 3 H), 5.00 (s, 2 H), 6.55 (d, J = 4 Hz, 1 H), 7.15 (d, J = 4 Hz, 1 H).

5-Nitro-2-methyl-3-furanmethanol Acetate. A solution of 5.0 g (49 mmol) of acetic anhydride in 50 mL methylene chloride was cooled to 0°C, and treated dropwise with a solution of 3.0 g (70 mmol) 100% HNO₃ in 10 mL methylene chloride. After 5 min, a solution of 3.80 g (24.6 mmol) 2-methyl-3-furanmethanol acetate⁵² in 20 mL methylene chloride was added dropwise at a rate such that the reaction temperature was maintained below 5°C. After 30 min, the mixture was poured into ice-water and the separated aqueous phase extracted with 50 mL of methylene chloride. The combined organic layers were washed with 50 mL of cold aqueous 1 M sodium carbonate solution, dried over magnesium sulfate and the solvent

evaporated. The residual red oil was chromatographed on silica gel (3:1 hexanes - ether) and distilled at 130-131°C (0.4 mm) to give 1.10 g (22%) of 5-nitro-2-methyl-3-furanmethanol acetate: NMR (CDCl₃) δ 7.22 (s, 1 H), 4.83 (s, 2 H), 2.45 (s, 3 H), 2.05 (s, 3 H).

Anal. Calcd for C₈H₉NO₃: C, 48.25; H, 4.55; N, 7.03. Found: C, 48.16; H, 4.70; N, 6.88.

3-Methyl-2-furanmethanol Acetate. A solution of 3.1 g (28 mmol) of 3-methyl-2-furanmethanol and 7.0 mL dry pyridine in 100 mL methylene chloride was cooled to 0°C and a solution of 4.5 g (57 mmol) acetyl chloride in 10 mL methylene chloride was added dropwise. The mixture was stirred and allowed to come to room temperature over 16 h, washed with 100 mL of 10% aqueous hydrochloric acid and the aqueous phase extracted with 50 mL of methylene chloride. The combined organic layers were washed with 100 mL of aqueous 1 M sodium bicarbonate solution, dried over magnesium sulfate and the solvent was evaporated. The residual oil was distilled at 72-73°C (5 mm) to give 4.00 g (94%) of 3-methyl-2-furanmethanol acetate: bp 72 - 73°C(5 mm); NMR (CDCl₃) δ 2.03 (s, 6 H), 4.90 (s, 2 H), 6.07 (d, J = 2 Hz, 1 H), 7.18 (d, J = 2 Hz, 1 H).

Anal. Calcd for C₈H₁₀O₃: C, 62.33; H, 6.54. Found: C, 62.64; H, 6.71.

2,3-Furandimethanol. A rapidly stirring mixture of 4.00 g (0.105 mmol) of lithium aluminium hydride in 200 mL anhydrous ether at 5°C was treated dropwise with a solution of 10.00 g (50.5 mmole) methyl 2-acetoxyethyl-3-furanoate⁵⁶ in 25 mL ether. After the addition was completed, the mixture was refluxed for 30 minutes, cooled to 20°C, and 4 mL water, 4 mL of aqueous 15% sodium hydroxide solution and 12 mL water were added successively dropwise. After it was stirred at ambient

temperature for 60 min, the suspension was filtered and the filter cake was washed with 50 mL of ether and 50 mL of tetrahydrofuran. The filtrate was stripped of solvent and the residual oil (3.6 g) was chromatographed on silica gel (3:1 ethyl acetate-hexanes) to give 2.85 g (44%) of 2,3-furandimethanol as a viscous oil: NMR (CDCl₃) δ 4.25 (br s, 3 H), 4.30 (br s, 3 H), 6.18 (d, J = 2 Hz, 1 H), 7.15 (d, J = 2 Hz, 1 H).

Anal. Calcd for C₆H₈O₃: C, 56.24; H, 6.29. Found: C, 55.88; H, 6.41.

Methyl 5-Nitro-2-acetoxymethyl-3-furancarboxylate. To a solution of 20 g (0.20 mole) acetic anhydride in 50 mL of methylene chloride was added, dropwise, 8.0 g (0.127 mole) of 100% nitric acid in 50 mL of methylene chloride at 0°C, and then 3.00 g (15.1 mmole) of methyl 2-acetoxymethyl-3-furancarboxylate in 10 mL methylene chloride. The resultant mixture was allowed to reach room temperature slowly and stirring was continued for 6 h. The solution was extracted with 2 X 100 mL of aqueous 1 M sodium bicarbonate, dried over magnesium sulfate and the solvent was evaporated. The residual oil was chromatographed on silica gel (2:1 hexane-ether) to give 1.00 g (27%) of methyl 5-nitro-2-acetoxymethyl-3-furancarboxylate, as an oil: ¹H NMR (CDCl₃) δ 2.05 (s, 3 H, COCH₃), 3.82 (s, 3 H, CO₂CH₃), 5.30 (s, 2 H, -CH₂O-), 7.40 (s, 1 H, C=C-H); IR (film) 1740 (C=O) cm⁻¹, 1520 (NO₂) cm⁻¹.

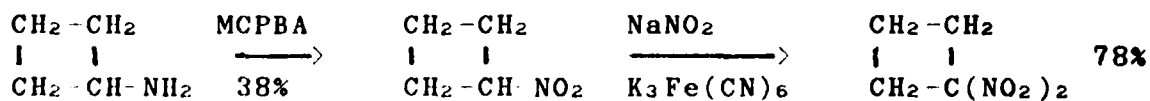
IV. POLYNITRO CYCLOBUTANES.

A. DISCUSSION

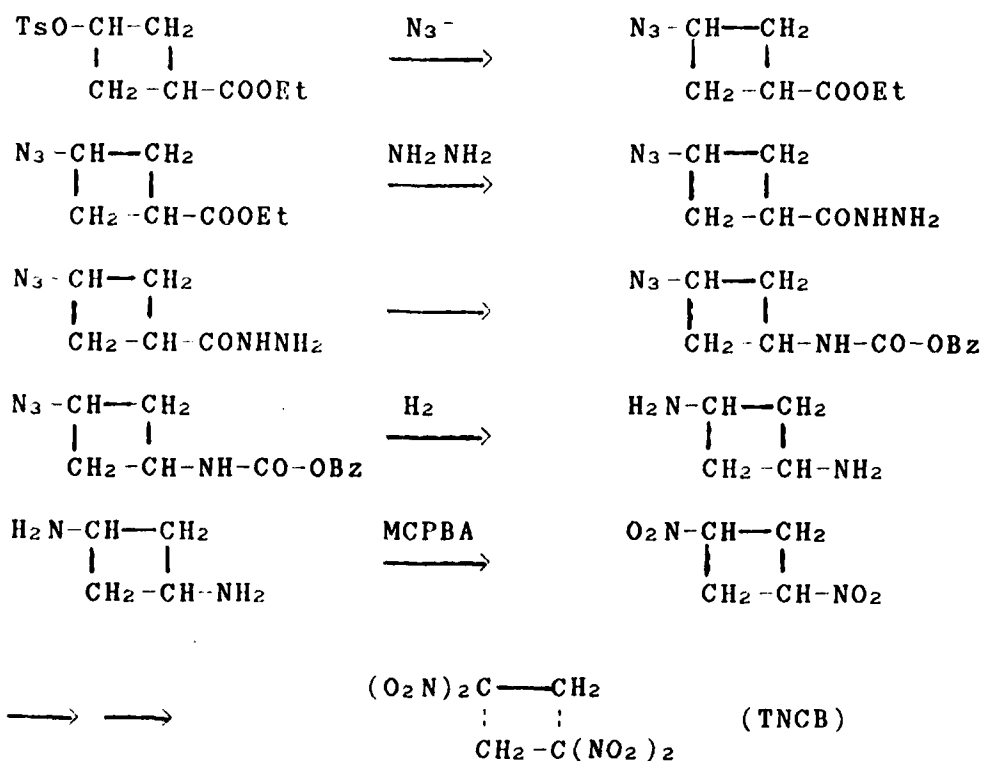
As an extension of previous work on polynitro derivatives of oxetanes and azetidines, work was begun on the synthesis of 1,1,3,3-tetra-nitrocyclobutane (TNCB). Selection of this target molecule was prompted by the experimentally based observation of the heat of formation of 1,3,3-trinitroazetidine (TNA) by R. Willer.⁵⁸ Calculation of the mono-propellant Isp of TNA based on this heat of formation gave a value of 273.4 compared to 267.4 for HMX. Cyclobutane rings have comparable strain energy to azetidine rings. Comparison of densities calculated by the Willer and Chaffin program for TNA and TNCB are summarized.

	$\begin{array}{c} (\text{O}_2\text{N})_2\text{C}-\text{CH}_2 \\ \quad \\ \text{CH}_2-\text{C}(\text{NO}_2)_2 \end{array}$	$\begin{array}{c} (\text{O}_2\text{N})_2\text{C}-\text{CH}_2 \\ \quad \\ \text{CH}_2-\text{N}-\text{NO}_2 \end{array}$	
	(TNCB)	(TNA)	(HMX)
Density	1.82	1.82	1.88
Isp		273.4	267.4

Prior to this work, the only nitro derivatives of cyclobutane known were 1-nitrocyclobutane⁵⁹ and 1-bromo-1-nitrocyclobutane,⁶⁰ although the recently prepared 1,4-dinitrocubane⁶¹ also contains a nitro group on a four member ring in a polycyclic system. A model system for the preparation of TNCB, the previously unknown 1,1-dinitrocyclobutane was prepared from 1-aminocyclobutane⁶² by *m*-chloroperbenzoic acid oxidation (38% yield) followed by oxidative nitration with sodium nitrite in the presence of potassium ferricyanide (78% yield). This geminal dinitro-cyclobutane was isolated as a liquid with a density of 1.26 (Calc. 1.28).



The isomer of this compound, 1,3-dinitrocyclobutane was then prepared by a multi-step synthetic route based on the oxidation of 1,3-diaminocyclobutane. Ethyl 3-azidocyclobutanecarboxylate was synthesized in 92% yield from sodium azide displacement of ethyl 3-p-toluenesulfonatecyclobutanecarboxylate⁶³ and in 50% from ethyl 3-chlorocyclobutanecarboxylate.⁶⁵ This azido ester was converted to 3-azidocyclobutanecarboxylic acid hydrazide with 85% hydrazine hydrate in 60% yield. The hydrazide was converted to benzyl N-(3-azidocyclobutyl) carbamate with sodium nitrite in benzyl alcohol, in 71% yield. This carbamate was subsequently reduced and hydrolyzed to 1,3-diaminocyclobutane⁶⁵ in 50% yield. Oxidation of 1,3-diamino cyclobutane with m-chloroperbenzoic acid in refluxing dichloroethane gave 1,3-dinitrocyclobutane in 38% yield.



Conversion of 1,3-dinitrocyclobutane to 1,1,3,3-tetranitrocyclobutane is under study.

B. EXPERIMENTAL.

1,1-dinitrocyclobutane. A solution of 0.60 g (5.9 mmol) of nitrocyclobutane⁵⁹ and 0.39 g (9.6 mmol) of sodium hydroxide in 5 mL of water was stirred at 23°C for 45 min, cooled to 0°C and 5 mL of methylene chloride was added. This mixture was treated successively with a solution of 1.67 g (24 mmol) of sodium nitrite in 3 mL of water, a solution of 0.40 g (1.19 mmol) of potassium ferrocyanide in 3 mL of water, and finally 1.41 g (5.9 mmol) of solid sodium persulfate. The mixture was stirred 15 min at 0°C and 1 h at 23°C. The layers were separated and the aqueous layer was extracted with 2 x 15 mL of methylene chloride. The combined organic layers were washed with 3 x 20 mL of saturated sodium chloride solution, dried over magnesium sulfate and evaporated to give 0.68 g (78%) of 1,1-dinitrocyclobutane as an oil. An analytical sample was prepared by column chromatography on silica gel (1:10 ethyl acetate - hexane) followed by molecular distillation at 100°C (0.5 mm): IR (film) 3030 (m), 2945 (mw), 1562 (s), 1420 (ms) cm^{-1} ; NMR (CDCl_3) δ 2.2 (m, $J = 8.5$ Hz, 2 H), 3.18 (t, $J = 8.5$ Hz, 4 H) ppm.

Anal. Calcd for $\text{C}_4\text{H}_6\text{N}_2\text{O}_4$: C, 32.88; H 4.14; N, 19.18. Found: C, 33.12; H, 4.20; N, 19.40.

Ethyl 3-Azidocyclobutanecarboxylate. A mixture of 2.61 g (32 mmol) of sodium azide and 6.2 g (21 mmol) of ethyl 3-p-toluenesulfonatocyclobutanecarboxylate⁶³ in 10 mL of ethanol and 5 mL of water was refluxed for 23 h. The mixture was cooled, diluted with 20 mL of water and extracted with 4 x 50 mL of ether. The combined ether solutions were washed with 2 x 40 mL of water and 2 x 40 mL of saturated sodium chloride solution, dried over magnesium sulfate and solvent was evaporated. The residual oil was distilled at 74-75°C (4.0 mm) [lit.⁶⁵ 94°C (5 mm)] to give 3.27 g (92%) of ethyl 3-azidocyclobutanecarboxylate: IR (CH_2Cl_2) 2150 ($-\text{N}_3$)

cm⁻¹; NMR (CDCl₃) δ 1.2 (t, J = 7.5 Hz), 3 H), 2.4 (m, 4 H), 3.6 (m, 2 H), 3.9 (q, J = 7.5 Hz, 2 H).

3-Azidocyclobutanoyl Hydrazide. A mixture of 13.22 g (78 mmol) of ethyl 3-azidocyclobutanecarboxylate and 7.67 g (159 mmol) of hydrazine hydrate was heated at 95-104°C for 30 min. The excess hydrazine was evaporated and the residue recrystallized from ether-hexane to give 6.86 g (57%) of 3-azidocyclobutanoyl hydrazide, mp 72-75°C (lit.⁶⁵ 76°C).

Benzyl N-(3-Azidocyclobutyl)-carbamate. To a mixture of 5.0 g (32 mmol) of 3-azido-cyclobutanoyl hydrazide, 68 mL of 1 M aqueous hydrochloric acid and 40 mL of ether at °C, was added dropwise over 15 min a solution of 3.0 g (43.5 mmol) of sodium nitrite in 15 mL of water. The layers were separated and the aqueous phase was extracted with 2 x 40 mL of ether and the combined organic layers were dried over calcium chloride. The dried ether solution was mixed with 13.5 g (125 mmol) of benzyl alcohol and the solvent evaporated over 2 h. The residue was recrystallized from ether-hexane to give 5.58 g (71%) of benzyl N-(3-azidocyclobutyl)-carbamate, mp 61-64°C (lit.⁶⁵ 66°C): IR (CH₂Cl₂) 2150 cm⁻¹; NMR (CDCl₃) δ 1.9-3.0 (m, 5 H), 3.4-4.3 (m, 2 H), 5.05 (s, 2 H), 7.25 (s, 5 H).

1,3-Diaminocyclobutane. A mixture of 5.58 g (22.7 mmol) of benzyl N-(3-azido-cyclobutyl)-carbamate and 1.0 g of 20% palladium hydroxide on carbon in 200 ml 95% ethanol was hydrogenated at 45 psi in a Parr apparatus until IR analysis of an aliquot showed the absence of organic azide absorbance at 2100 cm⁻¹. The gas phase was evacuated and replaced with fresh hydrogen every 21 h until the reaction was complete. The catalyst was removed by filtration, the solvent evaporated, and the residue was distilled at 80° (1.0 mm) (lit.⁶⁵ 90°C (0.55)) to give 0.43 g (22%) of 1,3-

diaminocyclobutane: IR (film): 3100-3650 (s), 3000 (s), 1620 (ms), 1470 (ms), 1380 (ms), 1250 (m), 1085 (m) cm^{-1} ; NMR (CDCl_3) δ 1.6 (bs, 4 H); 2.0-3.0 (m, 4 H); 3.5 (m, 2 H).

1,3-Dinitrocyclobutane. A solution of 0.70 g (8.13 mmol) of 1,3-diaminocyclobutane in 6 mL of 1,2-dichloroethane was added dropwise to a refluxing solution of 9.8 g (56.9 mmol) of m-chloroperbenzoic acid in 100 mL of 1,2-dichloroethane. The mixture was refluxed for 3 h, cooled to ambient temperature and filtered, and the solids were washed with 3 x 30 mL of 1,2-dichloroethane. The combined organic fractions were washed with 2 x 25 mL of 5% aqueous sodium carbonate solution and with 2 x 25 mL of saturated sodium chloride solution and dried over magnesium sulfate. The solvent was evaporated and the residue was purified by bulb to bulb distillation at 100°C (1.5 mm) to give 0.45 g (38%) of 1,3-dinitrocyclobutane: IR (CH_2Cl_2) 1550, 1400, 1380 cm^{-1} ; NMR (CDCl_3) δ 2.6-3.6 (m, 4 H), 4.74 (m, 1 H), 5.05 (m, 1 H).

REFERENCES:

1. Fluorochem, Inc., Report No. ONR-2-7, Research in Energetic Compounds, January 1985.
2. (a) Knunyants, I.L.; Chih-yuan, L.; Shokina, V.V. Russian Chem. Rev. 1963 32, 461 (English translation).
(b) Sokolov, L.F.; Valov, P.I.; Sokolov, S.V. Russian Chem. Rev. 1984 53, 711 (English translation).
3. Hudlicky, M. "Chemistry of Organic Fluorine Compounds" J. Wiley, NY, 1976, p. 481 ff. Chambers, R.D. "Fluorine in Organic Chemistry", J. Wiley, NY, 1973, p. 109 ff.
4. A.L. Henne, C.J. Fox, J. Am. Chem. Soc., 1954 76, 479.
5. Feuer, H.; Leston, G.; Miller, R.; Nielsen, A.T. J. Org. Chem. 1963 28, 339.
6. V. Tjolman, P. Spronglova, Coll. Czech. Chem. Comm., 1983 48, 319, and references cited.
7. H. Molines, C. Wakselman, J. Fl. Chem., 1984 25, 447.
8. I.L. Knunyants, R.N. Sterlin, V.E. Bogachev, Ivz. Akad. Nauk., Ser. Khim., 1958 4, 425 (English p. 407).
9. J.B. Dickey, G. McNally, USP 2571678 (1951). (Chem. Abst. 1951 46, P4279c.
10. USP 2773,089, (Chem. Abst. 1957 51, P6683a.
11. N. Ishikawa, H. Iwakiri, K. Edamura, S. Kubota Bull. Chem. Soc. Jpn., 1981 54, 832.
12. Knunyants, I.L.; Sterlin, R.N.; Pinkina, L.N.; Diatkin, B.L. Ivz. Akad. Nauk., Ser. Khim., 1958 4, 296 (English p. 282).
13. Seebach, D.; Colvin, E.W.; Lehr, F.; Weller, T. Chimica 1979 33, 1.
14. Areojet Report 941, p. 41.
15. Yakobson, G.G.; Akhmetova, N.E. Synthesis 1983 169.
16. Dungan, C.H.; Van Wazer, J.R. "Compilation of Reported ¹⁹F NMR Chemical Shifts," J. Wiley, NY, 1970.
17. Belew, J.S.; Grabiell, C.E.; Clapp, L.B. J. Org. Chem. 1955 77, 1110.
18. Selivanov, V.F.; Shchedrova, V.K.; Gidasov, B.V. Zh.

Obsch. Chem. 1972 8, 1543 (English p. 1574.)

19. Ustynyuk, L.A.; Shevelev, S.A.; Fainzil'berg, A.A. Ivz. Akad. Nauk., Ser. Khim., 1966 5, 930 (English p. 891).
Shevelev, S.A.; Erashko, V.I.; Fainzil'berg, A.A. Ivz. Akad. Nauk., Ser. Khim., 1970 8, 1856 (English p. 1747).
20. Wakselman, L.; Tordeux, M. J. Org. Chem. 1985 50, 4047.
21. Grakauskas, V.; Baum, K. J. Org. Chem. 1969 34, 3927.
22. Herzog, L.; Gold, M.H.; Geckler, R.D. J. Am. Chem. Soc. 1951 73, 749.
23. Rico, I.; Wakselman, C. Tetr. Lettrs. 1981, 323.
24. Gero, A. J. Org. Chem. 1954 19, 469.
25. Gero, A. J. Org. Chem. 1954 19, 1960.
26. March, J. Advanced Organic Chemistry, McGraw - Hill, NY, 1977, p. 72 and p. 246 ff.
27. Okamoto, K.; Kita, T.; Araki, K.; Shinger, H. Bull. Chem. Soc. Japn. 1967 40, 1913.
28. Pasto, D.J.; Serve, M.P. J. Am. Chem. Soc. 1965 87, 1515.
29. Pasto, D.J.; Garve, R. J. Org. Chem. 1967 32, 778.
30. Christe, K.O.; Schach, C.J. Inorg. Chem. 1981 20, 2566.
31. Feiring, A.E. J. Org. Chem. 1983 48, 347.
32. Linden, G.B.; Gold, M.H. J. Org. Chem. 1956 21, 1175.
33. Milun, M.; Trinajstic, N. Croat. Chem. Acta. 1977 49, 107.
34. Kumagai, T.; Tanaka, S.; Mukai, T. Tetrahedron Letts. 1984 25, 5669.
35. Challenger, F.; Holmes, J.C. J. Chem. Soc. 1953, 1837.
36. Hemetsberger, H.; Knittel, D. Monatsch. Chem. 1972 103, 194.
38. Svendsen, A.; Boll, P.M. Tetrahedron 1973 29, 4251.
39. Wengel, A.S.; Reffstrup, T.; Boll, P.M. Tetrahedron 1979 35, 2181.
40. Pollet, P.; Gelin, S. Tetrahedron 1978 34, 1453.

41. Grieco, P.A.; Pogonowski, C.S.; Burke, S. J. Org. Chem. 1975 40, 542.
42. (a) Hodge, J.E. and Nelson, E.C. Cereal Chem. 1961 38, 207. (b) Rosenkranz, R.E.; Allner, K.; Philipsborn, W.U.; Eugster, C.H. Helv. Chim. Acta 1963 46, 1259. (c) Hofmann, A.; Philipsborn, W.U.; Eugster, C.H. Helv. Chim. Acta. 1965 48, 1322.
43. Shevchuk, M.I.; Dombrovskii, A.V. Zh. Obshh. Khim. 1964 34, 910.
44. Miller, R.D.; McKean, D.R. Synthesis 1979, 730.
45. Clark, R.D.; Heathcock, C.H. J. Org. Chem. 1976 41, 636.
46. Rene, L.; Royer, R. Synthesis 1981 878.
47. Novikov, S.S.; Korsakova, I.S.; Babievskii, K.K. Izv. Akad. Nauk. SSSR 1960, 882.
48. Chem. Abstr. 1958 52 12835a.
49. Winberg; H.E.; Fawcett, F.S.; Mochel, W.E.; Theobald, C.W. J. Amer. Chem. Soc. 1960 82, 1428.
50. Berklava, M.; Hillers, S. Latvijas PSR Zinatnu Akad. Vestis, Kim. Ser. 1963 349. (Chem. Abstr. 1964 60, 1674g, 1675a).
51. Chadwick, D.J.; Chambers, J.; Hargraves, H.E.; Meakins, G.D., Snowden, R.L. J. Chem. Soc., Perkin Trans. I. 1973, 2327.
52. Janda, M.; Novak, P. Collect. Czech. Chem. Commun. 1964 29, 1731.
53. Prugh, J.D.; Huitric, A.C.; McCarthy, W.C. J. Org. Chem. 1964 29, 1991.
54. (a) Burness, D.M. Org. Synth. Col. Vol. IV 1963, 649. (b) Burness, D.M. J. Org. Chem. 1956 21, 102.
55. (a) Trahanosky, W.S.; Cassady, T.J.; Woods, T.L. J. Amer. Chem. Soc. 1981 103, 6691. (b) Elliot, M.; Janes, N.F.; Pearson, B.C. Pestic. Sci., 1971 2, 243. (c) Sherman, E.; Amstutz, E.D. J. Amer. Chem. Soc. 1950 72, 2195.
56. (a) Bisagni, E.; Rivalle, C. Bull. Soc. Chim. Fr. 1974, 519. (b) Valenta, M. Collect. Czech. Chem. Commun. 1969, 34, 1814.

57. (a) Philips, D.I.; Szele, I.; Westheimer, F.H. J. Amer. Chem. Soc. 1976 98, 184. (b) Lewis, E.S.; Walker, B.J.; Ziurys, L.M. J. Chem. Soc., Chem. Commun. 1978, 424. (c) Carlock, J.T.; Mack, M.P. Tetrahedron Lett. 1978 5153.
58. Willer, R., private communication.
59. Iffland, D.C.; Criner, G.X. J. Am. Chem. Soc. 1953 75, 4047.
60. Kai, Y.; Knochel, P.; Kwitkowski, S.; Dunitz, J.D.; Oth, J.F.M.; Seebach, D. Helv. Chem. Acta. 1982 65, 137.
61. Easton, P.E.; Shankar, B.K.R.; Price, G.D.; Plath, J.J.; Gilbert, E.E.; Alster, J.; Sandus, O. J. Org. Chem. 1984 49, 185.
62. Werner, N.W.; Casanova, J. Org. Syn. Col. Vol. IV, 1963, 273
63. Wiberg, K.B.; Lampman, G.M.; Ciula, R.P.; Connor, D.S.; Schertler, P.; Lavanish, J. Tetrahedron 1965 21, 2749.
64. Lampman, G.M.; Aumiller, J.C. Org. Syn. 1971 51, 73.
63. Arram. M.; Nenitzescu, C.D.; Maxim, M. Annal. 1951 90, 1424.

(SYN)

DISTRIBUTION LIST

Dr. R.S. Miller
Office of Naval Research
Code 432P
Arlington, VA 22217
(10 copies)

Dr. A.L. Slafkosky
Scientific Advisor
Commandant of the Marine Corps
Code RD-1
Washington, DC 20380

JHU Applied Physics Laboratory
ATTN: CPIA (Mr. T.W. Christian)
Johns Hopkins Rd.
Laurel, MD 20707

Dr. Kenneth D. Hartman
Hercules Aerospace Division
Hercules Incorporated
Alleghany Ballistic Lab
P.O. Box 210
Washington, DC 21502

Mr. Otto K. Heiney
AFATL-DLJG
Elgin AFB, FL 32542

Dr. Merrill K. King
Atlantic Research Corp.
5390 Cherokee Avenue
Alexandria, VA 22312

Dr. R.L. Lou
Aerojet Strategic Propulsion Co.
Bldg. 05025 - Dept 5400 - MS 167
P.O. Box 15699C
Sacramento, CA 95813

Dr. R. Olsen
Aerojet Strategic Propulsion Co.
Bldg. 05025 - Dept 5400 - MS 167
P.O. Box 15699C
Sacramento, CA 95813

Dr. J. Pastine
Naval Sea Systems Command
Code 06R
Washington, DC 20362

Dr. Henry P. Marshall
Dept. 93-50, Bldg 204
Lockheed Missile & Space Co.
3251 Hanover St.
Palo Alto, CA 94304

Dr. Ingo W. May
Army Ballistic Research Lab.
ARRADCOM
Code DRXBR - 1BD
Aberdeen Proving Ground, MD 21005

Dr. R. McGuire
Lawrence Livermore Laboratory
University of California
Code L-324
Livermore, CA 94550

P.A. Miller
736 Leavenworth Street, #6
San Francisco, CA 94109

Dr. W. Moniz
Naval Research Lab.
Code 6120
Washington, DC 20375

Dr. K.F. Mueller
Naval Surface Weapons Center
Code R11
White Oak
Silver Spring, MD 20910

Prof. M. Nicol
Dept. of Chemistry & Biochemistry
University of California
Los Angeles, CA 90024

(SYN)

DISTRIBUTION LIST

Dr. Randy Peters
Aerojet Strategic Propulsion Co.
Bldg. 05025 - Dept 5400 - MS 167
P.O. Box 15699C
Sacramento, CA 95813

Dr. D. Mann
U.S. Army Research Office
Engineering Division
Box 12211
Research Triangle Park, NC 27709-2211

Mr. R. Geisler
ATTN: DY/MS-24
AFRPL
Edwards AFB, CA 93523

Naval Air Systems Command
ATTN: Mr. Bertram P. Sobers
NAVAIR-320G
Jefferson Plaza 1, RM 472
Washington, DC 20361

R.B. Steele
Aerojet Strategic Propulsion Co.
P.O. Box 15699C
Sacramento, CA 95813

Mr. M. Stosz
Naval Surface Weapons Center
Code R10B
White Oak
Silver Spring, MD 20910

Mr. E.S. Sutton
Thiokol Corporation
Elkton Division
P.O. Box 241
Elkton, MD 21921

Dr. Grant Thompson
Morton Thiokol, Inc.
Wasatch Division
MS 240 P.O. Box 524
Brigham City, UT 84302

Mr. L. Roslund
Naval Surface Weapons Center
Code R10C
White Oak, Silver Spring, MD 20910

Dr. David C. Sayles
Ballistic Missile Defense
Advanced Technology Center
P.O. Box 1500
Huntsville, AL 35807

Director
US Army Ballistic Research Lab.
ATTN: DRXBR-IBD
Aberdeen Proving Ground, MD 21005

Commander
US Army Missile Command
ATTN: DRSMI-RKL
Walter W. Wharton
Redstone Arsenal, AL 35898

T. Yee
Naval Weapons Center
Code 3265
China Lake, CA 93555

Dr. E. Zimet
Office of Naval Technology
Code 071
Arlington, VA 22217

Dr. Ronald L. Derr
Naval Weapons Center
Code 389
China Lake, CA 93555

T. Boggs
Naval Weapons Center
Code 389
China Lake, CA 93555

Lee C. Estabrook, P.E.
Morton Thiokol, Inc.
P.O. Box 30058
Shreveport, LA 71130

(SYN)

DISTRIBUTION LIST

Dr. R.F. Walker
Chief, Energetic Materials Division
DRSMC-LCE (D), B-3022
USA ARDC
Dover, NJ 07801

Dr. Janet Wall
Code 012
Director, Research Administration
Naval Postgraduate School
Monterey, CA 93943

R.E. Shenton
Atlantic Research Corp.
7511 Wellington Road
Gainesville, VA 22065

Mike Barnes
Atlantic Research Corp.
7511 Wellington Road
Gainesville, VA 22065

Dr. Lionel Dickinson
Naval Explosive Ordnance
Disposal Tech. Center
Code D
Indian Head, MD 20340

Prof. J.T. Dickinson
Washington State University
Dept. of Physics 4
Pullman, WA 99164-2814

M.H. Miles
Dept. of Physics
Washington State University
Pullman, WA 99164-2814

Dr. T.F. Davidson
Vice President, Technical
Morton Thiokol, Inc.
Aerospace Group
110 North Wacker Drive
Chicago, IL 60606

Dr. D.D. Dillehay
Morton Thiokol, Inc.
Longhorn Division
Marshall, TX 75670

G.T. Bowman
Atlantic Research Corp.
7511 Wellington Road
Gainesville, VA 22065

Brian Wheatley
Atlantic Research Corp.
7511 Wellington Road
Gainesville, VA 22065

Mr. G. Edwards
Naval Sea Systems Command
Code 62R32
Washington, DC 20362

C. Dickinson
Naval Surface Weapons Center
White Oak, Code R-13
Silver Spring, MD 20910

Prof. John Deutch
MIT
Department of Chemistry
Cambridge, MA 02139

Dr. E.H. deButts
Hercules Aerospace Co.
P.O. Box 27408
Salt Lake City, UT 84127

David A. Flanigan
Director, Advanced Technology
Morton Thiokol, Inc.
Aerospace Group
110 North Wacker Drive
Chicago, IL 60606

(SYN)

DISTRIBUTION LIST

Mr. J. Consaga
Naval Surface Weapons, Center
Code R-16
Indian Head, MD 20640

Naval Sea Systems Command
ATTN: Mr. Charles M. Christensen
NAVSEA62R2
Crystal Plaza, Bldg. 6, Rm 806
Washington, DC 20362

Mr. R. Beauregard
Naval Sea Systems Command
SEA 64E
Washington, DC 20362

Dr. Anthony J. Matuszko
Air Force Office of Scientific Research
Directorate of Chemical & Atmospheric
Sciences
Bolling Air Force Base
Washington, DC 20332

Dr. Michael Chaykovsky
Naval Surface Weapons Center
Code R11
White Oak
Silver Spring, MD 20910

J.J. Rocchio
USA Ballistic Research Lab.
Aberdeen Proving Ground, MD 21005-5066

G.A. Zimmerman
Aerojet Tactical Systems
P.O. Box 13400
Sacramento, CA 95813

B. Swanson
INC-4 MS C-346
Los Alamos National Laboratory
Los Alamos, NM 87545

Dr. L.H. Caveny
Air Force Office of Scientific
Research
Directorate of Aerospace Sciences
Bolling Air Force Base
Washington, DC 20332

W.G. Roger
Code 5253
Naval Ordnance Station
Indian Head, MD 20640

Dr. Donald L. Bell
Air Force Office of Scientific
Research
Directorate of Chemical &
Atmospheric Sciences
Bolling Air Force Base
Washington, DC 20332

Dr. H.G. Adolph
Naval Surface Weapons Center
Code R11
White Oak
Silver Spring, MD 20910

U.S. Army Research Office
Chemical & Biological Sciences
Division
P.O. Box 12211
Research Triangle Park, NC 27709

G. Butcher
Hercules, Inc.
MS X2H
P.O. Box 98
Magna, Utah 84044

W. Waesche
Atlantic Research Corp.
7511 Wellington Road
Gainesville, VA 22065

(SYN)

DISTRIBUTION LIST

Dr. James T. Bryant ,
Naval Weapons Center
Code 3205B
China Lake, CA 93555

Dr. John S. Wilkes, Jr.
FJSRL/NC
USAF Academy, CO 80840

Dr. L. Rothstein
Assistant Director
Naval Explosives Dev. Engineering Dept.
Naval Weapons Station
Yorktown, VA 23691

Dr. H. Rosenwasser
Naval Air Systems Command
AIR-320R
Washington, DC 20361

Dr. M.J. Kamlet
Naval Surface Weapons Center
Code R11
White Oak, Silver Spring, MD 20910

Dr. A. Nielsen
Naval Weapons Center
Code 385
China Lake, CA 93555

Dr. Henry Webster, III
Manager, Chemical Sciences Branch
ATTN: Code 5063
Crane, IN 47522

Dr. Joyce J. Kaufman
The Johns Hopkins University
Department of Chemistry
Baltimore, MD 21218

Dr. R.S. Valentini
United Technologies Chemical Systems
P.O. Box 50015
San Jose, CA 95150-0015

Dr. J.R. West
Morton Thiokol, Inc.
P.O. Box 30058
Shreveport, LA 71130

Defense Contract Administration Services
DCRL-GACC-N3
609 N. Lemon Avenue
Ontario, CA 91764

Director
Naval Research Laboratory
Attn: Code 2627
Washington, DC 20375
(6 copies)

Defense Technical Information Center
Bldg. 5, Cameron Station
Alexandria, VA 22314
(12 copies)

Dr. Robert J. Schmitt
SRI International
333 Ravenswood Avenue
Menlo Park, CA 94025

Arpad Junasz
Code DRDAR-IBD
Ballistic Research Lab
Aberdeen, MD 21005

Dr. Michael D. Coburn
Los Alamos National Lab
M-1, Explosives Technology
Mail Stop, C920
Los Alamos, NM 87545

Mr. C. Gotzmer
Naval Surface Weapons Center
Code R-11
White Oak
Silver Spring, MD 20910

(SYN)

DISTRIBUTION LIST

Dr. G. Neece
Office of Naval Research
Code 413
Arlington, VA 22217

Mr. C.M. Havlik
O/83-10, B/157-3W
Lockheed Missiles & Space Co., Inc.
P.O. Box 504
Sunnvale, CA 94086

Dr. Philip Howe
Ballistic Research Laboratory
Code DRXBR-TBD
Aberdeen Proving Ground, MD 21005

Prof. C. Sue Kim
Department of Chemistry
California State University, Sacramento
Sacramento, California 95819

Mr. J. Moniz
Naval Ordnance Station
Code 5253L
Indian Head, MD 20640

Dr. R. Reed Jr.
Naval Weapons Center
Code 38904
China Lake, CA 93555

L.H. Sperling
Materials Research Center #32
Lehigh University
Bethlehem, PA 18015

Dr. Kurt Baum
Fluorochem, Inc.
680 South Ayon Ave.
Azusa, CA 91702

Dr. Andrew C. Victor
Naval Weapons Center
Code 3208
China Lake, CA 93555

Dr. J.C. Hinshaw
Morton Thiokol Inc.
P.O. Box 524
Mail Stop 240
Brigham City, Utah 84302

Dr. V.J. Keenan
Anal-Syn Lab. Inc.
P.O. Box 547
Paoli, PA 19301

G.E Manser
Morton Thiokol
Wasatch Division
P.O. Box 524
Brigham City, Utah 84302

P. Politzer
Chemistry Department
University of New Orleans
New Orleans, Louisiana 70148

Mr. David Siegel
Office of Naval Research
Code 253
Arlington, VA 22217

Dr. Rodney L. Willer
Morton Thiokol, Inc.
P.O. Box 241
Elkton, MD 21921

Dr. R. Atkins
Naval Weapons Center
Code 3852
China Lake, CA 93555

(SXX)

DISTRIBUTION LIST

Prof. J.H. Boyer
University of Illinois
Department of Chemistry
Box 4348
Chicago, Illinois 60680

Prof. J.C. Chien
University of Massachusetts
Department of Chemistry
Amherst, MA 03003

Dr. B. David Halpern
Polysciences, Inc.
Paul Valley Industrial Park
Warrington, PA 18976

M.B. Frankel
Aerobics International
Rocketdyne Division
2882 Canoga Avenue
Canoga Park, CA 91304

Dr. R.A. Earl
Hercules, Inc.
Magna, Utah 84109

Dr. C. Bedford
SRI International
333 Ravenswood Avenue
Menlo Park, CA 94025

Dr. Robert R. Ryan
INC-4, MS C346
Los Alamos National Laboratory
Los Alamos, New Mexico 87545

Dr. Robert D. Champron
AFEP/LKLR
Edwards AFB, CA 93525

Dr. L. Erwin
MIT
Room 35-008
Cambridge, MA 02139

Dr. M. Farber
Space Sciences, Inc.
135 W. Maple Avenue
Monrovia, CA 91016

Dr. W.H. Graham
Morton Thiokol, Inc.
Hunstville Division
Hunstville, AL 35807-7501

Dr. C. Coon
Lawrence Livermore Lab.
University of California
P.O. Box 808
Livermore, CA 94550

Dr. R. Gilardi
Naval Research Laboratory
Code 6030
Washington, DC 20375

Dr. Alan Marchand
Dept. of Chemistry
North Texas State University
NTSU Station, Box 5068
Denton, Texas 76203

T.E. Brill
Department of Chemistry
University of Delaware
Newark, Delaware 19716

Dr. A.A. Defusco
Code 3858
Naval Weapons Center
China Lake, CA 93555

Dr. Richard A. Hollins
Naval Weapons Center
Code 3853
China Lake, CA 93555

Dr. R. Armstrong
MIT
Room 66-505
Cambridge, MA 02139

Professor Philip E. Eaton
Department of Chemistry
University of Chicago
5735 South Ellis Avenue
Chicago, IL 60637

END

FILMED

3 - 86

DTIC