

MICROCOPY RESOLUTION TEST CHART
NATIONAL BUREAU OF STANDARDS-1963-A

ETL - 0396

(P)

AD-A160 640

**Third - order co - occurrence
texture analysis applied to
samples of high resolution
synthetic aperture radar
imagery**

Richard A. Hevenor


August 1985

DTIC
ELECTE
OCT 29 1985
S D
A

APPROVED FOR PUBLIC RELEASE; DISTRIBUTION IS UNLIMITED.

DTIC FILE COPY

Prepared for
U.S. ARMY CORPS OF ENGINEERS
ENGINEER TOPOGRAPHIC LABORATORIES
FORT BELVOIR, VIRGINIA 22060 - 5546



E

T

L



Destroy this report when no longer needed.
Do not return it to the originator.

The findings in this report are not to be construed as an official Department of the Army position unless so designated by other authorized documents.

The citation in this report of trade names of commercially available products does not constitute official endorsement or approval of the use of such products.

UNCLASSIFIED

SECURITY CLASSIFICATION OF THIS PAGE (When Data Entered)

REPORT DOCUMENTATION PAGE		READ INSTRUCTIONS BEFORE COMPLETING FORM
1. REPORT NUMBER ETL-0396	2. GOVT ACCESSION NUMBER AD-A160 640	3. REPORT CATALOG NUMBER
4. TITLE (and Subtitle) THIRD-ORDER CO-OCCURRENCE TEXTURE ANALYSIS APPLIED TO SAMPLES OF HIGH RESOLUTION SYNTHETIC APERTURE RADAR IMAGERY		5. TYPE OF REPORT & PERIOD COVERED Technical Report January 1984 - June 1984
7. AUTHOR(s) Richard A. Hevenor		6. PERFORMING ORG. REPORT NUMBER
9. PERFORMING ORGANIZATION NAME AND ADDRESS U.S. Army Engineer Topographic Laboratories Fort Belvoir, Virginia 22060-5546		8. CONTRACT OR GRANT NUMBER(s)
11. CONTROLLING OFFICE NAME AND ADDRESS U.S. Army Engineer Topographic Laboratories Fort Belvoir, Virginia 22060-5546		10. PROGRAM ELEMENT, PROJECT, TASK AREA & WORK UNIT NUMBER 4A161101A91D
14. MONITORING AGENCY NAME & ADDRESS (if different from Controlling Office)		12. REPORT DATE August 1985
		13. NUMBER OF PAGES 37
		15. SECURITY CLASS. (of this report) Unclassified
		15a. DECLASSIFICATION/DOWNGRADING SCHEDULE
16. DISTRIBUTION STATEMENT (of this Report) Approved for Public Release; Distribution Unlimited.		
17. DISTRIBUTION STATEMENT (of the abstract entered in Block 20, if different from Report)		
18. SUPPLEMENTARY NOTES		
19. KEY WORDS (Continue on reverse side if necessary and identify by block number) Texture Analysis, Pattern Recognition, <i>and</i> Radar Imagery. <i>47</i>		
20. ABSTRACT (Continue on reverse side if necessary and identify by block number) A third-order co-occurrence texture analysis technique was applied to samples of synthetic aperture radar imagery. This technique was applied to four classes of terrain features on selected samples of radar imagery. The four classes considered were forests, cities, agricultural fields, and water. A feature vector was computed from samples of each class. A linear feature selection technique was applied for dimensionality reduction, and a pseudo-inverse classifier was developed. This classifier was applied to the original training samples as well as to other samples from the same imagery.		

to provide include

PREFACE

This study was conducted under ILIR Project 4A161101A91D, "Development of A New Technique for Texture Analysis."

The work described in this research note represents an application of a third-order co-occurrence approach toward texture analysis. The task was performed under the supervision of Dr. Frederick W. Rohde, Team Leader, Center for Physical Sciences; and Dr. Robert D. Leighty, Director, Research Institute.

COL Alan L. Laubscher, CE, was the Commander and Director and Mr. Walter E. Boge was the Technical Director of the Engineer Topographic Laboratories during the report preparation.

CONTENTS

TITLE	PAGE
Preface	iii
Illustrations	v
Introduction	1
Methodology	1
Investigation	7
Results	7
Conclusions	18
Appendixes	
A. Computer Program for Calculating J_1 and the A Matrix along with the Subroutine for Computing the Third-Order Co-Occurrence	19
B. Computer Program for Calculating for the \underline{a} Vector Using the Pseudoinverse Technique	27
C. Computer Program for Classifying Samples	30

ILLUSTRATIONS

FIGURE	TITLE	PAGE
1	Forests and Fields	11
2	Forests and Cities	12
3	Cities and Fields	13
4	Forests and Water	14
5	Fields and Water	15
6	Cities and Water	16

TABLES

TABLE	TITLE	PAGE
1	Values of J_1 for Third-Order Features	7
2	Results of Classifying the Original Training Set	17
3	Results of Classifying the 300 Data Samples	17

ADDITIONAL:	
NTIS CRA&I	<input checked="" type="checkbox"/>
DTIC TAB	<input type="checkbox"/>
Unannounced	<input type="checkbox"/>
Justification	
By _____	
Distribution/	
Availability Codes	
A1	Avail and/or Special



THIRD-ORDER CO-OCCURRENCE TEXTURE ANALYSIS APPLIED TO SAMPLES OF HIGH RESOLUTION RADAR IMAGERY

INTRODUCTION

The purpose of this research note is to show the application of a third-order co-occurrence texture analysis to samples of high resolution synthetic aperture radar imagery. In the past, various types of texture analysis techniques have been applied to digital images. One of the most popular techniques has been the computation of the gray level co-occurrence matrix. Each element of this matrix represents the number of times that gray level l occurs next to gray level m for a given pixel spacing and direction. The concept employed in this report is a natural extension of this technique. In a third-order co-occurrence analysis, calculations are made for the number of times gray level l occurs next to gray level m , which in turn occurs next to gray level n . An interesting aspect of this jump from second- to third-order co-occurrence is that now all three pixels do not necessarily have to lie in a straight line. The pixel spacing and direction between gray level l and gray level m can be quite different from the spacing and direction between gray level m and gray level n . The following sections will present a discussion of the third-order co-occurrence technique along with the feature selection and classification methods applied to certain samples of radar imagery.

METHODOLOGY

This section develops the third-order co-occurrence method and discusses briefly the methods used for feature selection and classification. The third-order approach computes the number of times in a given image that gray level l occurs next to gray level m , which in turn occurs next to gray level n . The pixel spacing between gray level l and gray level m will be denoted by Δx_1 and Δy_1 , and the spacing between gray level m and gray level n will be denoted by Δx_2 and Δy_2 . The functional notation for the third-order co-occurrence is

$$N(i, j, k | \Delta x_1, \Delta y_1, \Delta x_2, \Delta y_2)$$

where $i=l+1$ $j=m+1$ $k=n+1$

The above expression will be shortened to N_{ijk} , where the values for the four spacing parameters are assumed. N_{ijk} can be visualized as a third-order array, the dimensions of which will be determined by the total number of gray levels in the digital image. If the number of gray levels in the image is 16, then N_{ijk} is an array whose dimensions are 16 by 16 by 16. Various measures or features can then be computed from N_{ijk} to form a feature vector that can be used for classification purposes. The 13 features given below are calculated from N_{ijk} and used to form the components of a feature vector X .

$$\text{Second Moment} = \frac{\sum_i \sum_j \sum_k N_{ijk}^2}{\sum_i \sum_j \sum_k N_{ijk}} = x_1 \quad (1)$$

$$\text{Small Number Emphasis} = \frac{\sum_i \sum_j \sum_k N_{ijk} / (i^2 + j^2 + k^2)}{\sum_i \sum_j \sum_k N_{ijk}} = x_2 \quad (2)$$

$$\text{Large Number Emphasis} = \frac{\sum_i \sum_j \sum_k (i^2 + j^2 + k^2) N_{ijk}}{\sum_i \sum_j \sum_k N_{ijk}} = x_3 \quad (3)$$

$$\text{Depth Emphasis} = \frac{\sum_i \sum_j \left[\sum_k N_{ijk} \right]^2}{\sum_i \sum_j \sum_k N_{ijk}} = x_4 \quad (4)$$

$$\text{Row Emphasis} = \frac{\sum_j \sum_k \left[\sum_i N_{ijk} \right]^2}{\sum_i \sum_j \sum_k N_{ijk}} = x_5 \quad (5)$$

$$\text{Column Emphasis} = \frac{\sum_i \sum_k \left[\sum_j N_{ijk} \right]^2}{\sum_i \sum_j \sum_k N_{ijk}} = x_6 \quad (6)$$

$$\text{Contrast} = \sum_i \sum_j \sum_k \left[(i-j)^2 + (j-k)^2 + (i-k)^2 \right] N_{ijk} = x_7 \quad (7)$$

$$\text{Entropy} = \frac{\sum_i \sum_j \sum_k N_{ijk} \log N_{ijk}}{\sum_i \sum_j \sum_k N_{ijk}} = x_8 \quad (8)$$

$$\text{Third Moment} = \frac{\sum_i \sum_j \sum_k [N_{ijk}]^3}{\sum_i \sum_j \sum_k N_{ijk}} = x_9 \quad (9)$$

$$\text{Absolute Value} = \frac{\sum_i \sum_j \sum_k [|i-j| + |j-k| + |i-k|] N_{ijk}}{\sum_i \sum_j \sum_k N_{ijk}} = x_{10} \quad (10)$$

A general expression for the summation of terms along specific diagonals is given by A_{ab} below:

$$A_{ab} = \sum_i \sum_j \sum_k N_{ijk} \quad \begin{matrix} |i-j|=a & |i-k|=b \end{matrix}$$

Using the above definition, the following three features can be computed:

$$A_{00} = \sum_i \sum_j \sum_k N_{ijk} \quad \begin{matrix} |i-j|=0 & |i-k|=0 \end{matrix} = x_{11} \quad (11)$$

$$A_{01} = \sum_i \sum_j \sum_k N_{ijk} \quad \begin{matrix} |i-j|=0 & |i-k|=1 \end{matrix} = x_{12} \quad (12)$$

$$A_{10} = \sum_i \sum_j \sum_k N_{ijk} \quad \begin{matrix} |i-j|=1 & |i-k|=0 \end{matrix} = x_{13} \quad (13)$$

In all the above definitions, the summations in i , j , and k are over the entire range of gray levels in the image. If there are 16 gray levels in the image, then i , j , and k all vary from 1 to 16. There is nothing particularly unique about the 13 features chosen above. Other features could also be computed from N_{ijk} and perhaps would even work better than the set chosen. Once the form of the feature vector X has been set, a method for performing feature selection needs to be considered.

In this study the feature selection technique came from the field of discriminant analysis of statistics. The feature selection method was used to reduce the dimensionality of X from 13 to 2 and at the same time optimize the separation among data belonging to different classes. The feature selection operation can be performed by using a linear transformation as follows:

$$Y = AX \quad (14)$$

where X is the original feature vector with dimensionality 13×1 ; A is the transformation matrix of dimensionality 2×13 ; and Y is the transformed feature vector with the dimensionality 2×1 . In order to calculate the matrix A , use was made of the within-class and between-class scatter matrices. A within-class scatter matrix shows the scatter of samples around their class expected vector and can be expressed by

$$S_w = \sum_{i=1}^{N_t} P(\omega_i) C_i \quad (15)$$

where S_w is the within-class scatter matrix, $P(\omega_i)$ is the a priori probability of the i^{th} class, C_i is the covariance matrix of the i^{th} class, and N_t is the total number of classes. A between-class scatter matrix can be defined in many ways, however, the following definition was the one utilized here:

$$S_b = C_1 + C_2 + (M_1 - M_2)(M_1 - M_2)^T \quad (16)$$

where S_b is the between-class scatter matrix; C_1 is the covariance matrix for class 1; C_2 is the covariance matrix for class 2; M_1 is the mean vector for class 1; M_2 is the mean vector for class 2; and T means transpose. This definition of the between-class scatter matrix is valid only for the case when N_t (the total number of classes) is equal to two. In order to have criteria for class separability, a number must be derived from the scatter matrices. This number should increase when the distances between points belonging to different classes are increasing or when the distances between points belonging to the same class are decreasing. One criterion is the use of J_1 , which is defined as follows:

where

$$J_1 = \text{trace} (S_{2m}^{-1} S_{1m}) \quad (17)$$

$$S_{2m} = AS_w A^T \text{ and } S_{1m} = AS_b A^T$$

The feature selection problem now requires that we select the particular transformation matrix A , which maximizes the value of J_1 . Fukunaga¹ shows that A is made up of the normalized eigenvectors of the matrix $S_w^{-1} S_b$.

$$A^T = [\phi_1 \quad \phi_2] \quad (18)$$

where ϕ_1 is the eigenvector associated with the largest eigenvalue, and ϕ_2 is the eigenvector associated with the second largest eigenvalue. Once the matrix A is computed from (18), the new feature vector Y can be computed for each point in each class. After feature selection has been performed, it is necessary to choose a classification procedure.

The classification procedure used in this work was the pseudoinverse technique. This technique is a linear classifier, which attempts to solve for a vector \underline{a} such that

$$\text{if } \underline{a}^T \underline{y} > 0 \text{ then decide class 1}$$

or

$$\text{if } \underline{a}^T \underline{y} < 0 \text{ then decide class 2}$$

where the vector \underline{y} is an augmented form of Y as shown below:

$$\underline{y} = \begin{bmatrix} 1 \\ y_1 \\ y_2 \end{bmatrix}$$

where y_1 and y_2 are the components of Y . The above decision function is valid for the two class problem. It can easily be seen that the vector \underline{a} for our case has three components.

¹Keinosuke Fukunaga, *Introduction to Statistical Pattern Recognition*, Academic Press, 1972.

A solution for \underline{a} can be found by forming a matrix H from all the training samples taken from the two classes. Each row of H will consist of a sample of \underline{y}^T . The matrix H will therefore have the following form:

$$H = \begin{bmatrix} 1 & y_{11} & y_{21} \\ 1 & y_{12} & y_{22} \\ 1 & y_{13} & y_{23} \\ \vdots & \vdots & \vdots \\ 1 & y_{1n} & y_{2n} \\ -1 & -y_{1n+1} & -y_{2n+1} \\ -1 & -y_{1n+2} & -y_{2n+2} \\ -1 & -y_{1n+3} & -y_{2n+3} \\ \vdots & \vdots & \vdots \\ -1 & -y_{1n+m} & -y_{2n+m} \end{bmatrix} \quad (19)$$

The first n rows of H consist of data that come from class 1. The next m rows of H come from class 2 and have all been multiplied by -1. The second subscript on the y values refers to the sample number. An equation involving H and \underline{a} is given below:

$$H\underline{a} = \underline{b} \quad (20)$$

The vector \underline{b} has $n+m$ components all of which are arbitrarily specified positive constants. Duda and Hart² show how the following solution for \underline{a} comes from equation (20):

$$\underline{a} = (H^T H)^{-1} H^T \underline{b} \quad (21)$$

Once the three components of \underline{a} have been calculated for each possible pair of classes, then the classifier has been completed and can be tested against the original training set data and some unknown samples.

²Richard O. Duda and Peter E. Hart, *Pattern Classification and Scene Analysis*, John Wiley and Sons, 1973.

INVESTIGATION

The third-order co-occurrence texture calculations were applied to samples of high resolution synthetic aperture radar imagery taken over the Elizabeth City, North Carolina area with the UPD-4 radar system. Sections of the radar imagery were digitized and stored on a digital disk unit. A Lexidata system 3400 display processor was used to display the images on a cathode ray tube and to take 700 samples from four terrain classes. Each sample consisted of a 32 by 32 pixel element window located within a homogeneous section of one particular terrain class. The four classes considered were forests, fields, cities, and water. Of the 700 samples taken, 200 came from forests, 200 from fields, 200 from water, and 100 from cities. A training set consisting of 100 samples from each of the four classes was used to compute the A matrices and the \underline{a} vectors for each of the six possible pairs of classes. Before the matrix A and the vector \underline{a} could be calculated, however, it was necessary to compute J_1 as a function of several values of Δx_1 , Δy_1 , Δx_2 , and Δy_2 in an attempt to find the spacings that yield a significantly large value for J_1 . A computer program was written for the Hewlett-Packard 1000 computer to calculate J_1 as a function of the spacing values. This program was also used to compute the transformation matrix A. A listing of this program along with the subroutine used to compute the third-order co-occurrence array is given in appendix A. A second computer program was written to calculate the new feature vector Y and to compute the \underline{a} vector from the components of Y. A listing of this second program is provided in appendix B. A third computer program was written that takes image samples and makes a classification, using as input the A matrix and the \underline{a} vector data calculated in the previous two programs. The listing for this third program is given in appendix C.

RESULTS

In this section some results of numerical calculations are presented. Table 1 shows the results of computing the value of J_1 for each of the six possible pairs of classes. The values for the spacing parameters (Δx_1 , Δy_1 , Δx_2 , Δy_2) shown in table 1 are those that yielded a maximum value for J_1 for each pair of classes.

Table 1. Values of J_1 for Third-Order Features

	Δx_1	Δy_1	Δx_2	Δy_2	J_1
Forests and Fields	1	0	2	0	49.78
Forests and Cities	2	0	2	1	23.05
Cities and Fields	1	0	2	0	169.21
Forests and Water	1	0	2	0	561.63
Fields and Water	1	0	2	0	196.66
Cities and Water	1	0	2	0	2790.16

It can easily be seen that the largest three values of J_1 all occur with water and some other class. These three values of J_1 are large enough to say that the data from these respective classes are well separated and clustered. The smallest value of J_1 occurs for forests and cities and indicates that the classes are not completely separated. Using the spacing values given in table 1, the matrix A and vector \underline{a} were computed for each of the six pairs of classes, as shown below:

1. Forests and Fields

$$A = \begin{bmatrix} -2.3 \times 10^{-3} & -0.996 & -1.01 \times 10^{-4} & 2.64 \times 10^{-3} & 9.45 \times 10^{-5} & 3.86 \times 10^{-4} & 1.2 \times 10^{-5} \\ 3.94 \times 10^{-3} & 0.999 & 2.78 \times 10^{-5} & -1.01 \times 10^{-2} & 6.74 \times 10^{-3} & 1.68 \times 10^{-3} & 1.33 \times 10^{-6} \\ 4.12 \times 10^{-2} & -3.89 \times 10^{-5} & -7.95 \times 10^{-2} & -2.07 \times 10^{-4} & -5.08 \times 10^{-4} & -4.74 \times 10^{-4} \\ -4.43 \times 10^{-2} & -8.15 \times 10^{-6} & -1.00 \times 10^{-2} & -9.40 \times 10^{-5} & -7.7 \times 10^{-5} & -2.28 \times 10^{-5} \end{bmatrix}$$

$$\underline{a} = \begin{bmatrix} -5.63792 \\ -19.91341 \\ -0.00121 \end{bmatrix}$$

2. Forests and Cities

$$A = \begin{bmatrix} 1.57 \times 10^{-2} & -0.993 & 3.5 \times 10^{-5} & -1.43 \times 10^{-3} & -2.07 \times 10^{-4} & 2.84 \times 10^{-3} & 2.21 \times 10^{-6} \\ 2.4 \times 10^{-3} & -0.992 & -4.34 \times 10^{-5} & 1.07 \times 10^{-2} & 1.35 \times 10^{-3} & -9.54 \times 10^{-3} & -1 \times 10^{-5} \\ -0.117 & 2.57 \times 10^{-4} & -1.07 \times 10^{-2} & -5.79 \times 10^{-5} & 1.39 \times 10^{-4} & -8.72 \times 10^{-5} \\ 0.101 & -1.57 \times 10^{-4} & 7.33 \times 10^{-2} & 4.36 \times 10^{-4} & 2.64 \times 10^{-4} & 4.31 \times 10^{-4} \end{bmatrix}$$

$$\underline{a} = \begin{bmatrix} 1.40889 \\ 113.96356 \\ -0.00306 \end{bmatrix}$$

3. Cities and Fields

$$A = \begin{bmatrix} -4.93 \times 10^{-2} & -1.27 \times 10^{-1} & 3.6 \times 10^{-4} & 5.68 \times 10^{-3} & -6.98 \times 10^{-4} & 7.44 \times 10^{-3} & 2.53 \times 10^{-5} \\ -5.11 \times 10^{-3} & 9.98 \times 10^{-1} & 2.11 \times 10^{-5} & -1.46 \times 10^{-2} & 1.21 \times 10^{-2} & 3.28 \times 10^{-3} & 4.51 \times 10^{-6} \\ -9.77 \times 10^{-1} & 1.07 \times 10^{-4} & -1.62 \times 10^{-1} & -3.22 \times 10^{-4} & -1.66 \times 10^{-3} & 3.86 \times 10^{-4} \\ -3.93 \times 10^{-2} & 3.6 \times 10^{-5} & -3.63 \times 10^{-2} & -1.45 \times 10^{-4} & -3.24 \times 10^{-4} & -1.29 \times 10^{-4} \end{bmatrix}$$

$$\underline{a} = \begin{bmatrix} 0.44802 \\ -3.44841 \\ 0.00066 \end{bmatrix}$$

4. Forests and Water

$$A = \begin{bmatrix} -1.99 \times 10^{-3} & -6.79 \times 10^{-1} & -3.32 \times 10^{-4} & 2.22 \times 10^{-4} & 3.74 \times 10^{-4} & 5.3 \times 10^{-4} & -5.7 \times 10^{-6} \\ -2.75 \times 10^{-2} & 7.77 \times 10^{-1} & 2.4 \times 10^{-4} & -7.63 \times 10^{-4} & 1.53 \times 10^{-2} & 1.52 \times 10^{-3} & 1.64 \times 10^{-6} \\ -7.26 \times 10^{-1} & -4.9 \times 10^{-7} & 1.14 \times 10^{-1} & 1.9 \times 10^{-3} & -4.24 \times 10^{-3} & 1.61 \times 10^{-3} \\ 6.28 \times 10^{-1} & 1.35 \times 10^{-5} & -3.5 \times 10^{-2} & 2.04 \times 10^{-3} & -5.8 \times 10^{-4} & -8.2 \times 10^{-4} \end{bmatrix}$$

$$\underline{a} = \begin{bmatrix} 1.87565 \\ -1.05647 \\ 0.00005 \end{bmatrix}$$

5. Fields and Water

$$A = \begin{bmatrix} 9.93 \times 10^{-3} & -6.58 \times 10^{-1} & -2.98 \times 10^{-4} & -2.62 \times 10^{-3} & -3.99 \times 10^{-3} & 9.63 \times 10^{-4} & -4.34 \times 10^{-6} \\ 3.57 \times 10^{-2} & -4.08 \times 10^{-1} & -1.82 \times 10^{-4} & -1.45 \times 10^{-3} & -1.72 \times 10^{-2} & -1.58 \times 10^{-3} & 6.17 \times 10^{-6} \end{bmatrix}$$

$$\begin{bmatrix} -7.48 \times 10^{-1} & -5.76 \times 10^{-6} & 8.65 \times 10^{-2} & 9.88 \times 10^{-5} & 1.05 \times 10^{-3} & 2.54 \times 10^{-3} \\ -9.05 \times 10^{-1} & -1.84 \times 10^{-5} & -1.08 \times 10^{-1} & -4.13 \times 10^{-3} & -1.5 \times 10^{-3} & -2.72 \times 10^{-3} \end{bmatrix}$$

$$\underline{a} = \begin{bmatrix} 3.90389 \\ -0.26522 \\ -0.00047 \end{bmatrix}$$

6. Cities and Water

$$A = \begin{bmatrix} 5.94 \times 10^{-3} & 1.45 \times 10^{-1} & 2.27 \times 10^{-5} & -1.36 \times 10^{-3} & -1.23 \times 10^{-3} & -2.31 \times 10^{-4} & 2.01 \times 10^{-6} \\ 1.12 \times 10^{-2} & -9.56 \times 10^{-1} & -2.06 \times 10^{-4} & 3.14 \times 10^{-3} & -2.98 \times 10^{-3} & -8.57 \times 10^{-3} & 9.29 \times 10^{-7} \\ 9.89 \times 10^{-1} & -2.0 \times 10^{-6} & -3.55 \times 10^{-2} & -9.18 \times 10^{-4} & 5.24 \times 10^{-3} & 6.68 \times 10^{-4} \\ -2.93 \times 10^{-1} & -5.01 \times 10^{-6} & -3.51 \times 10^{-3} & 7.05 \times 10^{-4} & -1.29 \times 10^{-3} & 4.25 \times 10^{-3} \end{bmatrix}$$

$$\underline{a} = \begin{bmatrix} 1.31629 \\ 0.94784 \\ -0.00007 \end{bmatrix}$$

Figures 1 through 6 show plots of the training samples for the two components of Y. Figure 1 shows a plot of the Y data for forests and fields. The X's represent data from forest samples, and the squares represent fields. The line in the center is the decision boundary provided by the pseudoinverse classifier. It can be seen that the data for forests and fields are not completely separated since three points belonging to the class of forests are located to the right of the final decision boundary. Figure 2 shows a plot of the Y data for forests and cities. These two classes are not completely separated either as shown by the location of the decision boundary. Figure 3 shows a plot of the Y data for cities and fields. These two classes are well separated, which corresponds to the large value of J_1 . Figures 4, 5, and 6 depict the Y data for forests and water, fields and water, and cities and water. In each of these three cases the Y data are very well separated and clearly defined. Once the decision boundaries were computed for each of the six possible pairs of classes, the classifier was used to determine the class of each of the 400 training samples. The results of this test are given in table 2.

FORESTS AND FIELDS

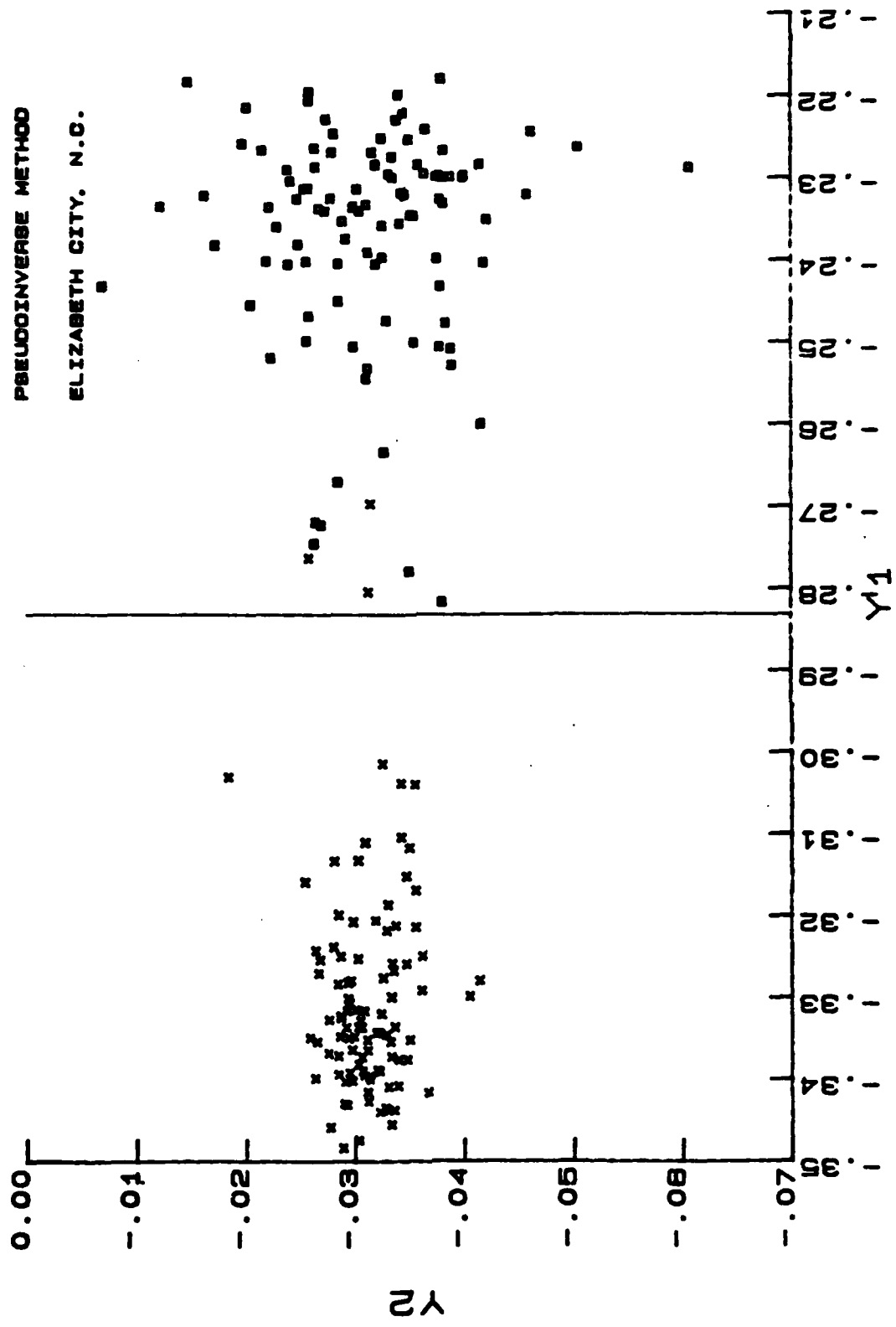


Figure 1. Forests and Fields.

FORESTS AND CITIES

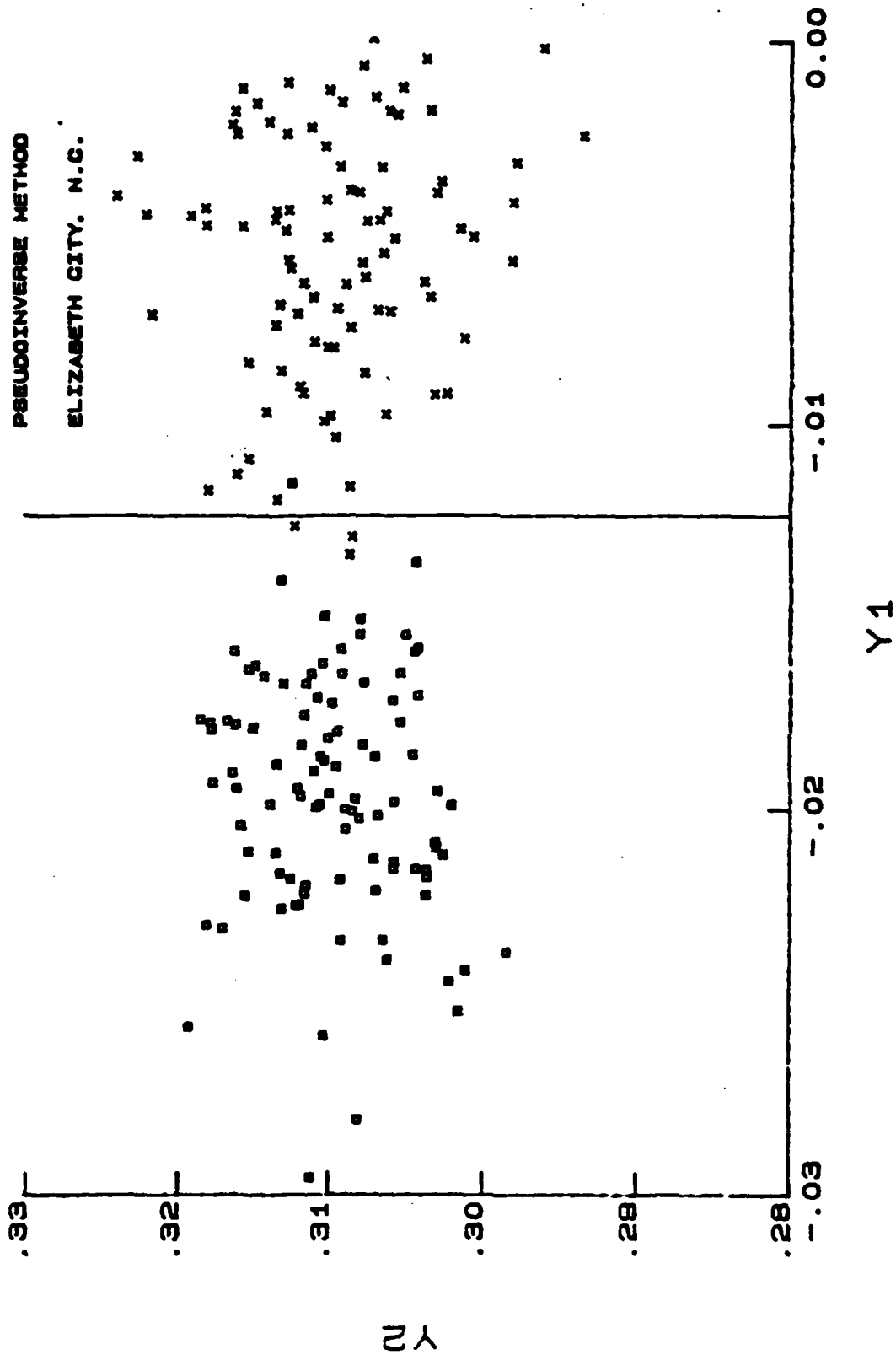


Figure 2. Forests and Cities.

CITIES AND FIELDS

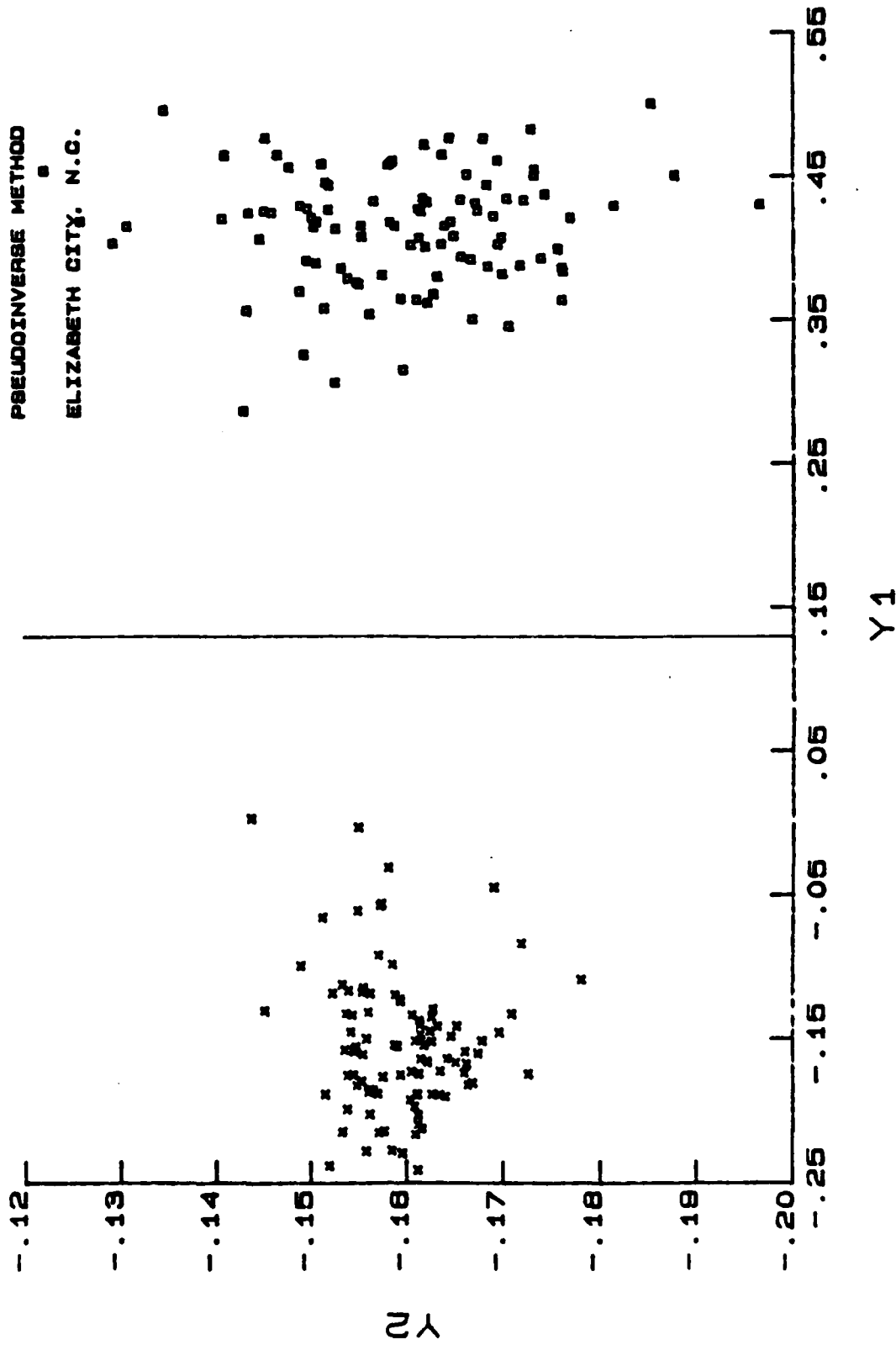


Figure 3. Cities and Fields.

FORESTS AND WATER

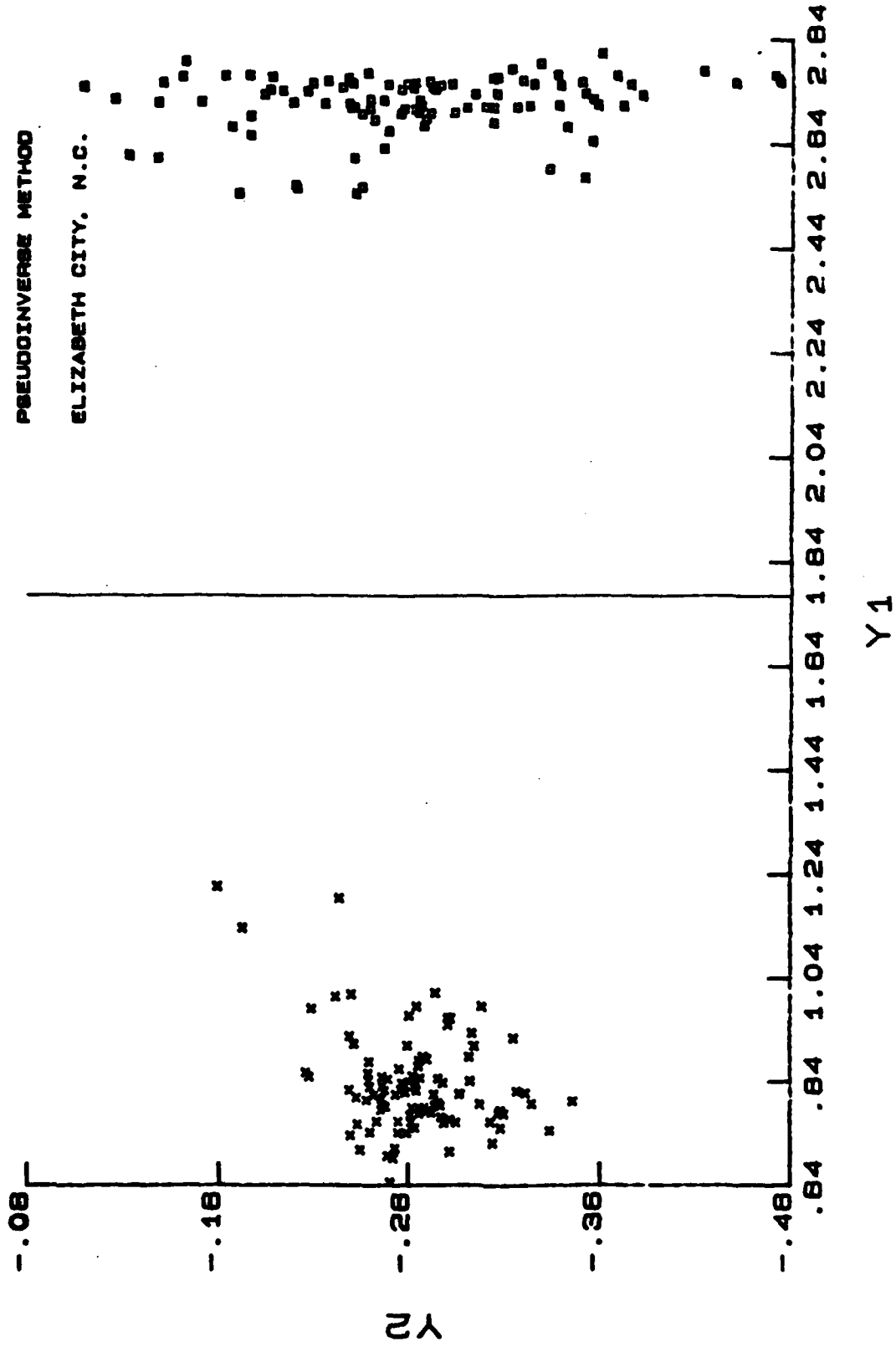


Figure 4. Forests and Water.

FIELDS AND WATER

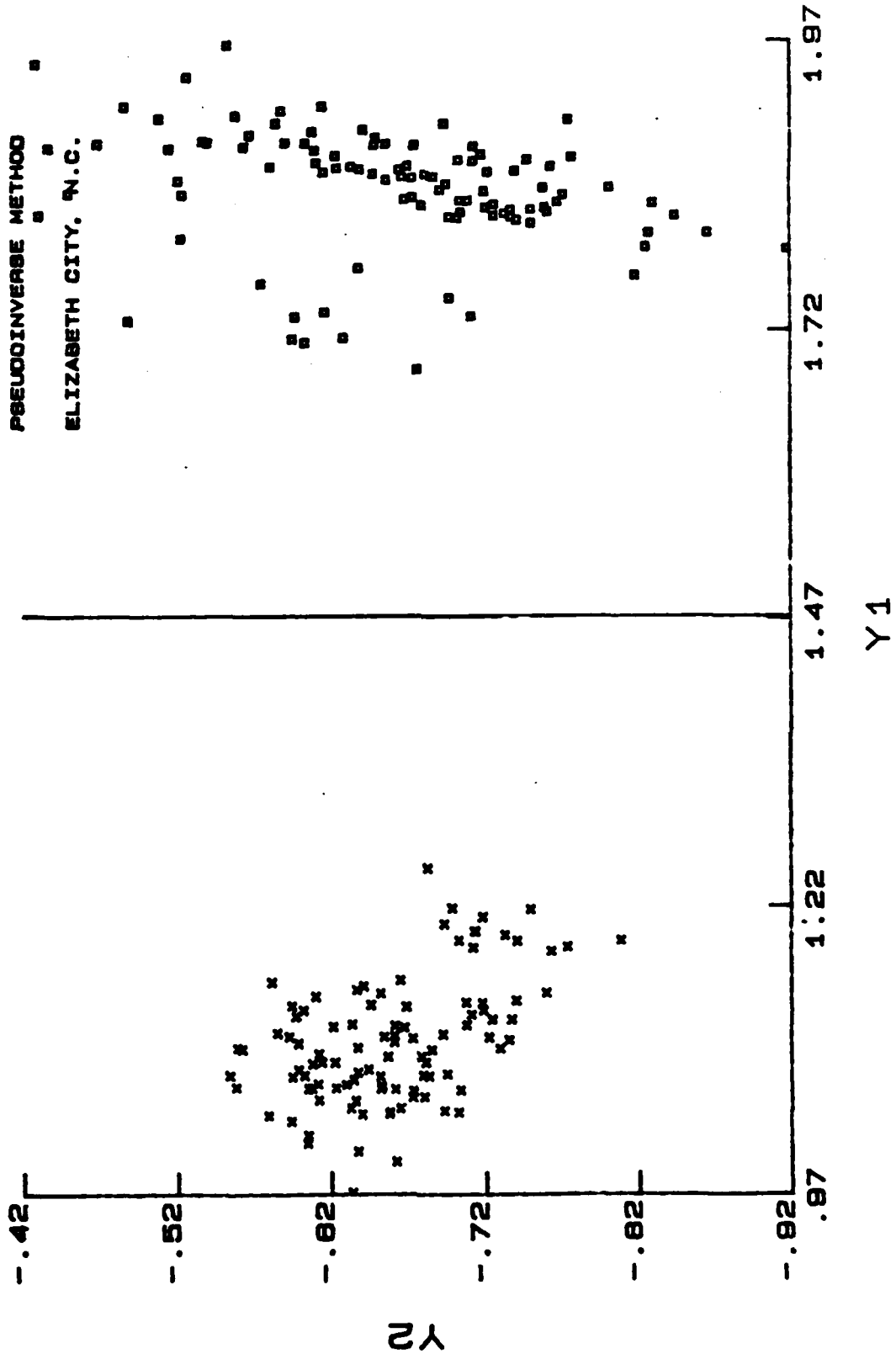


Figure 5. Fields and Water.

CITIES AND WATER

PSEUDOINVERSE METHOD

ELIZABETH CITY, N.C.

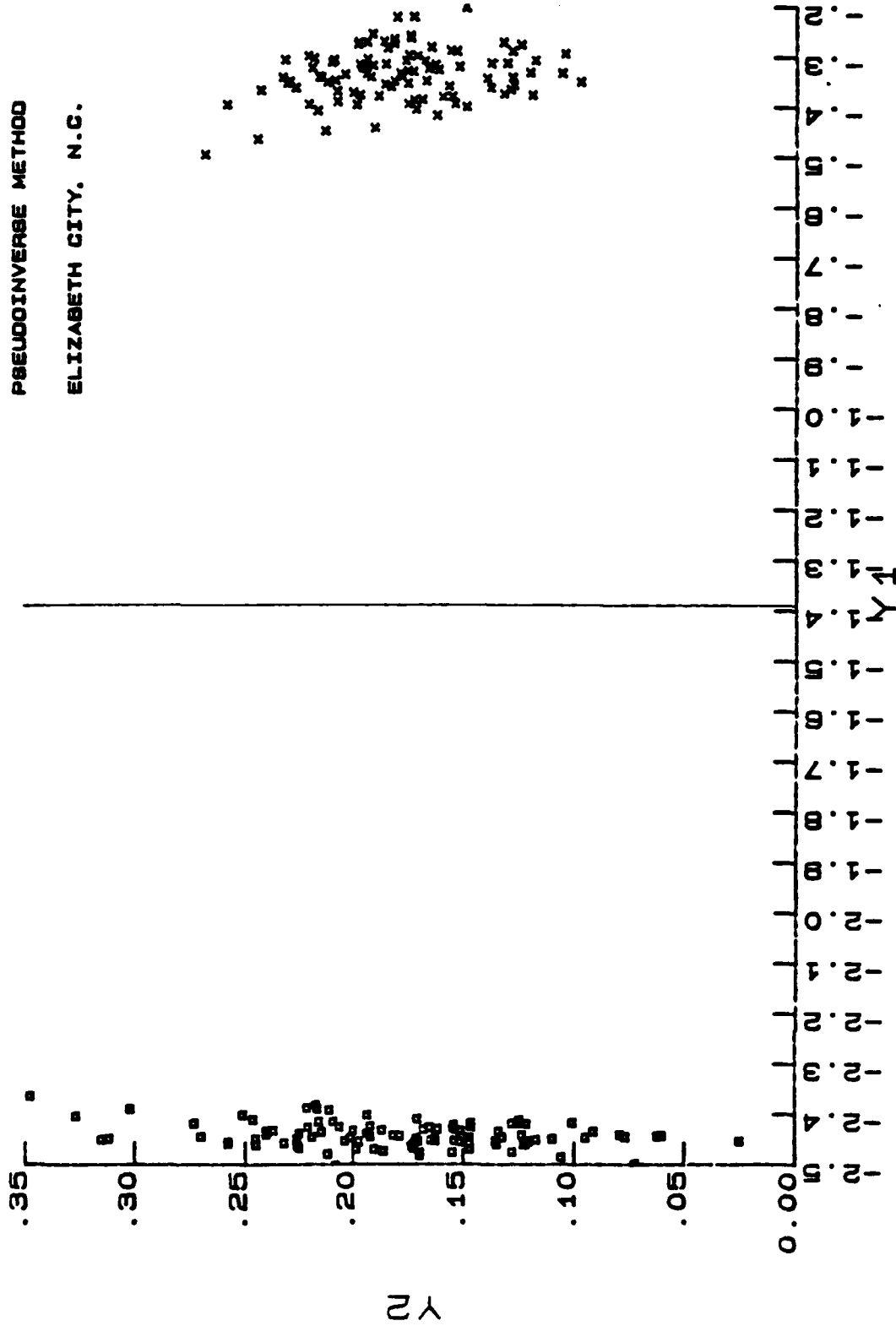


Figure 6. Cities and Water.

Table 2. Results of Classifying the Original Training Set

CLASS	NUMBER CORRECT	NUMBER WRONG	PERCENTAGE CORRECT
Forests	94	6	94
Fields	100	0	100
Cities	99	1	99
Water	100	0	100
TOTALS	393	7	98.25%

After the classification technique was shown to work well on the original training set, it was applied to the other 300 samples that came from the same imagery, but were not used to train the classifier. The results of this application are shown in table 3.

Table 3. Results of Classifying the 300 Data Samples

CLASS	NUMBER CORRECT	NUMBER WRONG	PERCENTAGE CORRECT
Forests	93	7	93
Fields	97	3	97
Water	95	5	95
TOTALS	285	15	95%

It can be seen that the third-order approach has worked well on samples taken from the same imagery that was used for training purposes. It remains to be seen if similar results can be obtained with other imagery taken with the same radar system.

CONCLUSIONS

1. The third-order co-occurrence approach for texture analysis was capable of separating four classes of terrain features on radar imagery.
2. The thirteen features calculated from the third-order co-occurrence array provided a 98.25% correct classification rate for the original training set and a 95% correct classification rate for the 300 data samples that were taken in the vicinity of the training set.
3. The excellent correct classification results obtained in this study were also due to the linear feature selection technique used to choose features which were optimized for showing class separability.

Appendix A. Computer Program for Calculating J_1 and the A Matrix
along with the Subroutine for Computing the Third-Order
Co-occurrence.

LSGLNC T=00004 IS ON CR00023 USING 00037 BLKS R=0000

```

001  FTN4X.L
0002 C*****C
0003 C THIS PROGRAM PERFORMS FEATURE SELECTION FOR C
0004 C MULTIDISTRIBUTIONS BY MAXIMIZING THE VALUE OF C
0005 C J1. THIS PROGRAM USES THE SPATIAL GRAY LEVEL DEPENDENCE TENSOR C
0006 C*****C
0007     PROGRAM SGLNC(3.800).REV.10/13/83
0008     DIMENSION LUOT(5),IMAGE(1024),X(100,13),IDCB(144),IFIL2(3)
0009     1, IDYL(35,2),A(13,2),C(13,13,2),S1(13,13),S2(13,13),XMO(13),P(2)
0010     2,EI(169),LX(13),MX(13),INAM(3),BUF(28),IDXL(35,2),IFIL1(3),
0011     3 IRES(900),MASK(3,3)
0012     DATA IANS/2HYE/
0013     DATA MASK(1,1)/0/,MASK(1,2)/-1/,MASK(1,3)/0/
0014     DATA MASK(2,1)/-1/,MASK(2,2)/5/,MASK(2,3)/-1/
0015     DATA MASK(3,1)/0/,MASK(3,2)/-1/,MASK(3,3)/0/
0016     CALL RMPAR(LUOT)
0017     LU=LUOT(1)
0018     CALL ERLU(LU)
0019     1 NC=2
0020     NDATA=100
0021     WRITE(LU,8)
0022     8 FORMAT("WHICH LINE PRINTER DO YOU WANT TO USE?")
0023     READ(LU,*)LUP
0024     WRITE(LU,10)
0025     10 FORMAT("ENTER THE NAMES OF THE DATA SET FILES")
0026     READ(LU,17) IFIL1,IFIL2
0027     17 FORMAT(2(3A2))
0028     WRITE(LU,15)
0029     READ(LU,*) IDLU
0030     WRITE(LU,2104)
0031     2104 FORMAT("HOW MANY SETS DO YOU WANT TO RUN THROUGH?")
0032     READ(LU,*) ISET
0033     DO 99 I=1,ISET
0034     DO 99 J=1,2
0035     WRITE(LU,98)J,J,1
0036     98 FORMAT("ENTER IDX",I1," AND IDY",I1," FOR #",I3)
0037     99 READ(LU,*) IDXL(I,J),IDYL(I,J)
0038     DO 61 IL=1,ISET
0039     WRITE(LUP,1330)
0040     1330 FORMAT(1X,"A' MATRIX CALCULATIONS FOR THIRD ORDER CO-OCCURRENCE")
0041     IDX1=IDXL(IL,1)
0042     IDX2=IDXL(IL,2)
0043     IDY1=IDYL(IL,1)
0044     IDY2=IDYL(IL,2)
0045     WRITE(LUP,1400) IDX1, IDY1, IDX2, IDY2
0046     1400 FORMAT(2X,"IDX1 = ",I3," IDY1 = ",I3/2X,"IDX2 = ",I3," IDY2 = "
0047     1, I3)
0048     DO 80 NJ=1,NC
0049     15 FORMAT("DISK LU NUMBER?")
0050     IF(NJ.EQ.1) THEN
0051     WRITE(LUP,200) IFIL1
0052     CALL OPEN(IDCB,IERR,IFIL1,0,0,-IDLU)
0053     END IF
0054     IF(NJ.EQ.2) THEN
0055     WRITE(LUP,200) IFIL2

```

```

0056             CALL OPEN(IDC.B,IERR,IFIL2,0.0,-IDL.U)
0057             END IF
0058 200 FORMAT(1X,3A2)
0059             IF(IERR.LT.0) THEN
0060                 WRITE(LU,2010)IERR
0061 2010             FORMAT("OPEN FILE ERROR",I5)
0062                 GO TO 999
0063             END IF
0064 14 ICONT=1
0065             CALL LABIN(IDC.B,LUP)
0066 13 J=1
0067             DO 16 I=1,8
0068                 CALL READF(IDC.B,IERR,IMAGE(J))
0069 16 J=J+128
0070                 IF(IERR.LT.0)GO TO 3000
0071                 GO TO 18
0072 3000 ICONT=NDATA
0073                 WRITE(LU,2020)IERR
0074 2020 FORMAT("READ FILE ERROR",I5)
0075                 GO TO 999
0076 18 NGRAY=16
0077                 CALL LOPER(IMAGE,MASK,IRES,32)
0078                 CALL ISCAL(IRES,IRES,900.0,15)
0079                 CALL SGLDT(IRES,SMD,SNE,ENL,OKN,OIN,OJN,CON,ENT,THO,
0080 1ABV,A00,A01,A10,NGRAY,IDX1,IDY1,IDX2,IDY2)
0081 C
0082 C=====STORE RESULTS IN AN ARRAY=====C
0083 C
0084             X(ICONT,1)=SMD
0085             X(ICONT,2)=SNE
0086             X(ICONT,3)=ENL
0087             X(ICONT,4)=OKN
0088             X(ICONT,5)=OIN
0089             X(ICONT,6)=OJN
0090             X(ICONT,7)=CON
0091             X(ICONT,8)=ENT
0092             X(ICONT,9)=THO
0093             X(ICONT,10)=ABV
0094             X(ICONT,11)=A00
0095             X(ICONT,12)=A01
0096             X(ICONT,13)=A10
0097             IF(ICONT-NDATA)20,22,22
0098 20 ICONT=ICONT+1
0099             GO TO 13
0100 22 CALL CLOSE(IDC.B)
0101             CALL COVER(NDATA,C,A,13,NJ,X,D3)
0102             WRITE(LUP,70)D3
0103 70 FORMAT(1X," THE INTRASET DISTANCE=" ,E15.8)
0104             WRITE(LUP,140)
0105 140 FORMAT(2X,"COVARIANCE MATRIX")
0106             DO 142 K=1,13
0107                 WRITE(LUP,144)(C(K,M,NJ),M=1,13)
0108 144 FORMAT(1X,13(E9.3,1X))
0109 142 CONTINUE
0110             DO 1000 I=1,13
0111                 DO 1000 J=1,13
0112 1000 S2(I,J)=C(I,J,NJ)
0113                 CALL INV(S2,13,D,LX,MX)
0114                 WRITE(LUP,1010)D
0115 1010 FORMAT(1X,"THE DETERMINANT OF THE COVARIANCE MATRIX=" ,E15.8)

```

```

0116         DO 1020 I=1,13
0117         DO 1020 J=1,13
0118 1020 S2(I,J)=0.0
0119         P(1)=0.5 $ P(2)=0.5
0120         WRITE(LUP,156)NJ,P(NJ)
0121         156 FORMAT(1X,"NJ=",I1,5X,"P(NJ)=",F10.8)
0122         80 CONTINUE
0123         DO 90 I=1,NC-1
0124         DO 90 J=I+1,NC
0125         90 S2(I,J)=0.0
0126         DO 72 I=1,NC-1
0127         DO 72 J=I+1,NC
0128         DO 72 M=1,13
0129         S2(I,J)=S2(I,J)+(A(M,I)-A(M,J))**2
0130         72 CONTINUE
0131         DO 91 I=1,NC-1
0132         DO 91 J=I+1,NC
0133         S2(I,J)=SORT(S2(I,J))
0134         91 CONTINUE
0135         WRITE(LUP,73)
0136         73 FORMAT(1X,"THE INTERSET DISTANCES")
0137         DO 92 I=1,NC-1
0138         DO 92 J=I+1,NC
0139         WRITE(LUP,74)I,J,S2(I,J)
0140         74 FORMAT(1X,"I=",I1,5X,"J=",I1,5X,"D(I,J)=",E15.8)
0141         92 CONTINUE
0142         DO 30 I=1,13
0143         DO 30 J=1,13
0144         S2(I,J)=0.0
0145         30 S1(I,J)=0.0
0146         DO 32 I=1,13
0147         DO 32 J=1,13
0148         DO 32 K=1,NC
0149         32 S2(I,J)=S2(I,J)+C(I,J,K)*P(K)
0150         DO 40 J=1,13
0151         DO 40 M=1,13
0152         40 S1(J,M)=C(J,M,1)+C(J,M,2)+(A(J,1)-A(J,2))*(A(M,1)-A(M,2))
0153         DO 41 I=1,13
0154         41 XMO(I)=0.0
0155         CALL NROOT(13,S1,S2,XMO,EI)
0156         DO 165 J=1,13
0157         DO 165 I=1,13
0158         K=I+13*(J-1)
0159         S2(I,J)=EI(K)
0160         165 CONTINUE
0161         WRITE(LUP,42)
0162         42 FORMAT(2X,"EIGENVALUES")
0163         DO 47 I=1,13
0164         WRITE(LUP,46)XMO(I)
0165         46 FORMAT(1X,E15.8)
0166         47 CONTINUE
0167         WRITE(LUP,48)
0168         48 FORMAT(2X,"EIGENVECTORS")
0169         DO 50 I=1,13
0170         WRITE(LUP,76)(S2(I,J),J=1,13)
0171         76 FORMAT(1X,13(F8.5,1X))
0172         50 CONTINUE
0173         64 M=2
0174         XJ1=0.0
0175         DO 54 I=1,M

```

```

0176      54 XJ1=XJ1+XMO(I)
0177      WRITE(LUP,56)XJ1,M
0178      56 FORMAT(2X,"THE VALUE OF J1=",F10.4,5X,"M=",I1)
0179      CALL TRMAT(S2,S1,13,13,0)
0180      WRITE(LUP,58)
0181      58 FORMAT(2X,"THE TRANSFORMATION MATRIX A")
0182      DO 60 I=1,M
0183      WRITE(LUP,63)(S1(I,J),J=1,13)
0184      63 FORMAT(1X,13(E9.3,1X))
0185      60 CONTINUE
0186      WRITE(LU,3010)
0187      3010 FORMAT("DO YOU WANT TO SAVE THE A MATRIX ON A DISK FILE?")
0188      READ(LU,3001)IAN
0189      3001 FORMAT(A2)
0190      IF(IAN.NE.IANS)GO TO 6100
0191      WRITE(LU,3002)
0192      3002 FORMAT("INPUT NAME FOR DATA FILE")
0193      READ(LU,3003)INAM
0194      3003 FORMAT(3A2)
0195      3005 FORMAT(I2)
0196      WRITE(LU,3034)
0197      3034 FORMAT("INPUT DISK LU #")
0198      READ(LU,3005)ICR
0199      CALL CREAT(IDCBI,IERR,INAM,1,3,0,-ICR)
0200      IF(IERR.GE.0)GO TO 3100
0201      WRITE(LU,3006)IERR
0202      3006 FORMAT("CREATE FILE ERROR #",I5)
0203      3100 BUF(1)=FLOAT(M)
0204      BUF(2)=13.
0205      IMQ=2
0206      DO 3200 I=1,M
0207      DO 3200 J=1,13
0208      IMQ=IMQ+1
0209      3200 BUF(IMQ)=S1(I,J)
0210      CALL WRITF(IDCBI,IERR,BUF,2*IMQ)
0211      IF(IERR.GE.0)GO TO 3300
0212      WRITE(LU,3107)IERR
0213      3107 FORMAT("WRITE FILE ERROR=",I5)
0214      3300 CALL CLOSE(IDCBI,IERR)
0215      IF(IERR.GE.0)GO TO 4100
0216      WRITE(LU,3310)IERR
0217      3310 FORMAT("CLOSE FILE ERROR=",I5)
0218      GO TO 999
0219      4100 WRITE(LUP,3320)INAM,ICR
0220      3320 FORMAT(/,1X,"MATRIX A STORED ON FILE NAMED ",3A2," LU=",I2)
0221      6100 WRITE(LUP,96)
0222      96 FORMAT("1")
0223      61 CONTINUE
0224      999 STOP
0225      END
0226      SUBROUTINE COVER(KK,COV,AU,N,NJ,X,D3)
0227      DIMENSION X(100,13),C(13,13),A(13),COV(13,13,2),AU(13,2),VAR(13)
0228      XK=KK
0229      DO 50 K=1,N
0230      A(K)=0.0
0231      DO 45 J=1,KK
0232      45 A(K)=A(K)+X(J,K)
0233      50 A(K)=A(K)/XK
0234      DO 55 K=1,N
0235      VAR(K)=0.0

```

```

0236      DO 54 I=1, KK
0237      54 VAR(K)=VAR(K)+(X(I,K)-A(K))**2
0238      55 CONTINUE
0239      DO 60 K=1, N
0240      60 VAR(K)=VAR(K)/(XK-1.)
0241      D3=0.0
0242      DO 65 K=1, N
0243      65 D3=D3+VAR(K)
0244      D3=2.*D3
0245      DO 110 K=1, N
0246      DO 115 I=1, KK
0247      115 X(I,K)=X(I,K)-A(K)
0248      110 CONTINUE
0249      DO 120 K=1, N
0250      DO 125 M=1, N
0251      C(K,M)=0.0
0252      DO 130 I=1, KK
0253      130 C(K,M)=C(K,M)+X(I,K)*X(I,M)
0254      C(K,M)=C(K,M)/XK
0255      125 CONTINUE
0256      120 CONTINUE
0257      DO 135 K=1, N
0258      DO 135 M=1, N
0259      AV(K, NJ)=A(K)
0260      135 COV(K, M, NJ)=C(K, M)
0261      RETURN
0262      END
0263      SUBROUTINE NROOT(M, A, B, XL, X)
0264      DIMENSION A(169), B(169), XL(13), X(169)
0265      K=1
0266      DO 100 J=2, M
0267      L=M*(J-1)
0268      DO 100 I=1, J
0269      L=L+1
0270      K=K+1
0271      100 B(K)=B(L)
0272      MV=0
0273      CALL EIGEN(B, X, M, MV)
0274      L=0
0275      DO 110 J=1, M
0276      L=L+J
0277      110 XL(J)=1.0/SQRT(ABS(B(L)))
0278      K=0
0279      DO 115 J=1, M
0280      DO 115 I=1, M
0281      K=K+1
0282      115 B(K)=X(K)*XL(J)
0283      DO 120 I=1, M
0284      N2=0
0285      DO 120 J=1, M
0286      N1=M*(I-1)
0287      L=M*(J-1)+I
0288      X(L)=0.0
0289      DO 120 K=1, M
0290      N1=N1+1
0291      N2=N2+1
0292      120 X(L)=X(L)+B(N1)*A(N2)
0293      L=0
0294      DO 130 J=1, M
0295      DO 130 I=1, J

```

```

0296      N1=I-M
0297      N2=M*(J-1)
0298      L=L+1
0299      A(L)=0.0
0300      DO 130 K=1,M
      .01      N1=N1+M
      vj02      N2=N2+1
0303      130 A(L)=A(L)+X(N1)*B(N2)
0304      CALL EIGEN(A,X,M,MV)
0305      L=0
0306      DO 140 I=1,M
0307      L=L+I
0308      140 XL(I)=A(L)
0309      DO 150 I=1,M
0310      N2=0
0311      DO 150 J=1,M
0312      N1=I-M
0313      L=M*(J-1)+I
0314      A(L)=0.0
0315      DO 150 K=1,M
0316      N1=N1+M
0317      N2=N2+1
0318      150 A(L)=A(L)+B(N1)*X(N2)
0319      L=0
0320      K=0
0321      DO 180 J=1,M
0322      SUMV=0.0
0323      DO 170 I=1,M
0324      L=L+1
0325      170 SUMV=SUMV+A(L)*A(L)
      .26      175 SUMV=SQRT(SUMV)
      .j27      DO 180 I=1,M
0328      K=K+1
0329      180 X(K)=A(K)/SUMV
0330      RETURN
0331      END
0332      END$
0333

```


ADSUBS T=00004 IS ON CR00023 USING 00123 BLKS R=0000

```
0682      SUBROUTINE SGLDT(IAR,SMD,SNE,ENL,QKN,QIN,QJN,CON,ENT,THO,
0683 1ABV,A00,A01,A10,NGRAY,IDX1,IDX2,IDX1,IDX2,IDX2,IDX2)
0684      DIMENSION IAR(30,30),COUT(16,16,16)
0685      SMD=0
0686      SNE=0
0687      ENL=0
0688      QKN=0
0689      QIN=0
0690      QJN=0
0691      CON=0
0692      ENT=0
0693      THO=0
0694      ABV=0
0695      A00=0
0696      A01=0
0697      A10=0
0698      DO 10 I=1,NGRAY
0699      DO 10 J=1,NGRAY
0700      DO 10 K=1,NGRAY
0701      COUT(I,J,K)=0
0702 30 CONTINUE
0703      IF(IDX1.GE.0.AND.IDX2.GE.0)GO TO 12
0704      IF(IDX1.LT.0.AND.IDX2.GE.0)GO TO 14
0705      IF(IDX1.GE.0.AND.IDX2.LT.0)GO TO 16
0706      IF(IDX1.LT.0.AND.IDX2.LT.0)GO TO 18
0707 12 NXB=1
0708      IF(IDX1.EQ.0.AND.IDX2.EQ.0)NXE=30
0709      IF(IDX1.GE.IDX2)NXE=30-IDX1
0710      IF(IDX2.GT.IDX1)NXE=30-IDX2
0711      GO TO 20
0712 14 NXB=1-IDX1
0713      NXE=30-IDX2
0714      GO TO 20
0715 16 NXB=1-IDX2
0716      NXE=30-IDX1
0717      GO TO 20
0718 18 IF(IDX1.LE.IDX2)NXB=1-IDX1
0719      IF(IDX2.LT.IDX1)NXB=1-IDX2
0720      NXE=30
0721 20 CONTINUE
0722      IF(IDY1.GE.0.AND.IDY2.GE.0)GO TO 22
0723      IF(IDY1.LT.0.AND.IDY2.GE.0)GO TO 24
0724      IF(IDY1.GE.0.AND.IDY2.LT.0)GO TO 26
0725      IF(IDY1.LT.0.AND.IDY2.LT.0)GO TO 28
0726 22 NYB=1
0727      IF(IDY1.EQ.0.AND.IDY2.EQ.0)NYE=30
0728      IF(IDY1.GE.IDY2)NYE=30-IDY1
0729      IF(IDY2.GT.IDY1)NYE=30-IDY2
0730      GO TO 30
0731 24 NYB=1-IDY1
0732      NYE=30-IDY2
0733      GO TO 30
0734 26 NYB=1-IDY2
0735      NYE=30-IDY1
0736      GO TO 30
0737 28 IF(IDY1.LE.IDY2)NYB=1-IDY1
0738      IF(IDY2.LT.IDY1)NYB=1-IDY2
0739      NYE=30
```

```

0741      DO 32 I=NYB,NYE
0742      DO 32 J=NXB,NXE
0743      I1=IAR(I,J)
0744      I2=IAR(I+IDY1,J+IDX1)
0745      I3=IAR(I+IDY2,J+IDX2)
0746      COUT(I1+1,I2+1,I3+1)=COUT(I1+1,I2+1,I3+1)+1.
0747  32 CONTINUE
0748      QC=0
0749      DO 40 I=1,NGRAY
0750      DO 40 J=1,NGRAY
0751      DO 40 K=1,NGRAY
0752      QC=QC+COUT(I,J,K)
0753  40 CONTINUE
0754      DO 42 I=1,NGRAY
0755      DO 42 J=1,NGRAY
0756      DO 42 K=1,NGRAY
0757      XI=I
0758      XJ=J
0759      XK=K
0760      SMO=SMO+(COUT(I,J,K))**2
0761      SNE=SNE+COUT(I,J,K)/(XI**2+XJ**2+XK**2)
0762      ENL=ENL+(XI**2+XJ**2+XK**2)*COUT(I,J,K)
0763      CON=CON+((XI-XJ)**2+(XJ-XK)**2+(XI-XK)**2)*COUT(I,J,K)
0764      IF(COUT(I,J,K).EQ.0.0)GO TO 44
0765      ENT=ENT+COUT(I,J,K)*ALOG10(COUT(I,J,K))
0766  44 THO=THO+(COUT(I,J,K))**3
0767      ABU=ABU+(IABS(I-J)+IABS(J-K)+IABS(I-K))*COUT(I,J,K)
0768      IF(IABS(I-J).EQ.0.AND.IABS(I-K).EQ.0)A00=A00+COUT(I,J,K)
0769      IF(IABS(I-J).EQ.0.AND.IABS(I-K).EQ.1)A01=A01+COUT(I,J,K)
0770      IF(IABS(I-J).EQ.1.AND.IABS(I-K).EQ.0)A10=A10+COUT(I,J,K)
0771  42 CONTINUE
0772      DO 50 I=1,NGRAY
0773      DO 50 J=1,NGRAY
0774      QI=0
0775      QJ=0
0776      QK=0
0777      DO 52 K=1,NGRAY
0778      QI=QI+COUT(K,I,J)
0779      QJ=QJ+COUT(I,K,J)
0780      QK=QK+COUT(I,J,K)
0781  52 CONTINUE
0782      QIN=QIN+QI**2
0783      QJN=QJN+QJ**2
0784      QKN=QKN+QK**2
0785  50 CONTINUE
0786      SMO=SMO/QC
0787      SNE=SNE/QC
0788      ENL=ENL/QC
0789      ENT=-ENT/QC
0790      THO=THO/QC
0791      ABU=ABU/QC
0792      QIN=QIN/QC
0793      QKN=QKN/QC
0794      QJN=QJN/QC
0795      RETURN
0796      END

```

Appendix B. Computer Program for Calculating the a Vector using the Pseudoinverse Technique.

&YAXEC T=00004 IS ON CR00023 USING 00024 BLKS R=0000

```

0001 FTN4.L
0002 CCCCCCCCCCCCCCCCCCCCCCCCCCCCCCCCCCCCCCCCCCCCCCCCCCCCCCCCCCCCC
0003 C THIS PROGRAM COMPUTES THE TRANSFORMATION C
0004 C Y=AX WHERE A IS COMPUTED FROM ANOTHER C
0005 C PROGRAM AND IS INPUT HERE C
0006 C C
0007 C THIS IS THE PUESDO-INVERSE METHOD C
0008 C C
0009 CCCCCCCCCCCCCCCCCCCCCCCCCCCCCCCCCCCCCCCCCCCCCCCCCCCCCCCCCCCCC
0010 PROGRAM YAXEC(3,300)
0011 DIMENSION LUOT(5),IMAGE(1024),X(100,13),Y(2,100,2),A(2,13)
0012 DIMENSION IDCB(144),IFILE(3),YH(200,3),YT(3,200),YY(3,3)
0013 DIMENSION LX(3),MX(3),YC(3,200),B(200),AA(3),INAM(3),DATAA(50)
0014 1,INBB(3),IDCB3(144),IDCB2(144),MASK(3,3),IRES(900)
0015 DATA MASK(1,1)/0/,MASK(1,2)/-1/,MASK(1,3)/0/
0016 DATA MASK(2,1)/-1/,MASK(2,2)/5/,MASK(2,3)/-1/
0017 DATA MASK(3,1)/0/,MASK(3,2)/-1/,MASK(3,3)/0/
0018 CALL RMPAR(LUOT)
0019 LU=LUOT(1)
0020 CALL ERLU(LU)
0021 NC=2
0022 4 FORMAT(I1)
0023 WRITE(LU,6)
0024 6 FORMAT("WHAT IS THE NAME OF THE FILE CONTAINING THE 'A' MATRIX?")
0025 READ(LU,22)INAM
0026 WRITE(LU,15)
0027 READ(LU,*)ICR
0028 CALL OPEN(IDCB2,IERR,INAM,0,0,ICR)
0029 IF(IERR.GE.0) GOTO 17
0030 WRITE(LU,2010)IERR
0031 STOP
0032 17 CALL READF(IDCB2,IERR,DATAA)
0033 IF(IERR.GE.0) GOTO 70
0034 WRITE(LU,2020)IERR
0035 STOP
0036 70 IMG=2
0037 M=INT(DATAA(1))
0038 DO 3001 I=1,M
0039 DO 3001 J=1,13
0040 IMG=IMG+1
0041 3001 A(I,J)=DATAA(IMG)
0042 WRITE(6,501)
0043 501 FORMAT(5X,"SOLUTION FOR THE 'A' VECTOR-PSEUDO-INVERSE TECHNIQUE---
0044 1NORTH CAROLINA IMAGERY".//)
0045 WRITE(6,79)
0046 79 FORMAT(1X,"THE TRANSFORMATION MATRIX A")
0047 DO 78 I=1,M
0048 WRITE(6,77)(A(I,J),J=1,13)
0049 77 FORMAT(1X,13(E9.3,1X))
0050 78 CONTINUE
0051 DO 34 NJ=1,2
0052 DO 34 I=1,100
0053 DO 34 K=1,2
0054 34 Y(NJ,I,K)=0
0055 DO 80 NJ=1,NC
0056 WRITE(LU,16)
0057 16 FORMAT("ENTER THE NUMBER OF IMAGE SAMPLES TO BE ANALYZED LE.100")
0058 READ(LU,18)NDATA

```

```

0059     18 FORMAT(I3)
0060     WRITE(LU,20)
0061     20 FORMAT("ENTER THE FILE NAME FOR THE DATA SET")
0062     READ(LU,22)IFILE
0063     22 FORMAT(3A2)
0064     WRITE(LU,15)
0065     15 FORMAT("DISK LU NUMBER?")
0066     READ(LU,2101)IDLU
0067     2101 FORMAT(I2)
0068     IF(NJ.GT.1) GOTO 2204
0069     WRITE(LU,2100)
0070     2100 FORMAT("ENTER VALUES FOR IDX1, IDY1, IDX2, IDY2")
0071     READ(LU,*)IDX1, IDY1, IDX2, IDY2
0072     2204 WRITE(6,1400)IDX1, IDY1, IDX2, IDY2
0073     1400 FORMAT(2X, "IDX1=", I2, 5X, "IDY1=", I2, 5X, "IDX2=", I2, 5X, "IDY2=", I2)
0074     WRITE(6,200)IFILE
0075     200 FORMAT(1X,3A2)
0076     CALL OPEN(IDC.B, IERR, IFILE, 0, 0, -IDLU)
0077     IF(IERR.LT.0)GO TO 2000
0078     GO TO 24
0079     2000 WRITE(LU,2010)IERR
0080     2010 FORMAT("OPEN FILE ERROR", I5)
0081     GO TO 999
0082     24 ICONT=1
0083     CALL LABIN(IDC.B, 6)
0084     13 J=1
0085     DO 19 I=1, 8
0086     CALL READF(IDC.B, IERR, IMAGE(J))
0087     19 J=J+128
0088     IF(IERR.LT.0)GO TO 3000
0089     GO TO 26
0090     3000 ICONT=NDATA
0091     WRITE(LU,2020)IERR
0092     2020 FORMAT("READ FILE ERROR", I5)
0093     GO TO 999
0094     26 NGRAY=16
0095     CALL LOPER(IMAGE, MASK, IRES, 32)
0096     CALL ISCAL(IRES, IRES, 900, 0.15)
0097     CALL SGLDT(IRES, SMO, SNE, ENL, QKN, QIN, QJN, CON, ENT, THO,
0098     1ABV, A00, A01, A10, NGRAY, IDX1, IDY1, IDX2, IDY2)
0099     X(ICONT,1)=SMO
0100     X(ICONT,2)=SNE
0101     X(ICONT,3)=ENL
0102     X(ICONT,4)=QKN
0103     X(ICONT,5)=QIN
0104     X(ICONT,6)=QJN
0105     X(ICONT,7)=CON
0106     X(ICONT,8)=ENT
0107     X(ICONT,9)=THO
0108     X(ICONT,10)=ABV
0109     X(ICONT,11)=A00
0110     X(ICONT,12)=A01
0111     X(ICONT,13)=A10
0112     IF(ICONT-NDATA)28,30,30
0113     28 ICONT=ICONT+1
0114     GO TO 13
0115     30 WRITE(LU,32)NJ, IFILE
0116     32 FORMAT("NJ=", I1, 3X, 3A2)
0117     DO 36 I=1, NDATA
0118     DO 36 K=1, M

```

```

0119      DO 36 MK=1,13
0120      Y(NJ,I,K)=Y(NJ,I,K)+A(K,MK)*X(I,MK)
0121      36 CONTINUE
0122      80 CONTINUE
0123      DO 82 I=1,NDATA
0124      YH(I,1)=1
0125      YH(I,2)=Y(1,I,1)
0126      YH(I,3)=Y(1,I,2)
0127      82 CONTINUE
0128      NT=2*NDATA
0129      N1=NDATA+1
0130      DO 84 I=N1,NT
0131      IQ=I-NDATA
0132      YH(I,1)=-1
0133      YH(I,2)=-Y(2,IQ,1)
0134      YH(I,3)=-Y(2,IQ,2)
0135      84 CONTINUE
0136      CALL TRMAT(YH,YT,200,3,0)
0137      CALL PRMAT(YT,YH,YY,3,200,3)
0138      CALL INV(YY,3,D,LX,MX)
0139      WRITE(6,86)D
0140      86 FORMAT(1X,"THE DETERMINANT OF YY=",E15.8)
0141      CALL PRMAT(YY,YT,YC,3,3,200)
0142      DO 88 I=1,200
0143      B(I)=1
0144      88 CONTINUE
0145      DO 90 I=1,3
0146      AA(I)=0
0147      90 CONTINUE
0148      DO 92 I=1,3
0149      DO 92 J=1,200
0150      AA(I)=AA(I)+YC(I,J)*B(J)
0151      92 CONTINUE
0152      WRITE(6,94)
0153      94 FORMAT(1X,"THE WEIGHT VECTOR A IS GIVEN BELOW")
0154      DO 96 I=1,3
0155      WRITE(6,98)AA(I)
0156      98 FORMAT(1X,E15.8)
0157      96 CONTINUE
0158      WRITE(LU,3010)
0159      3010 FORMAT("WOULD YOU LIKE TO SAVE THE 'A' VECTOR ON A DISK FILE?")
0160      READ(LU,14)IANS
0161      14 FORMAT(A2)
0162      IF(IANS.NE.2HYES) GOTO 999
0163      WRITE(LU,3002)
0164      3002 FORMAT("INPUT A NAME FOR THE FILE")
0165      READ(LU,22)INBB
0166      WRITE(LU,15)
0167      READ(LU,*)ICR
0168      CALL CREAT(IDC3,IERR,INBB,1,3,0,-ICR)
0169      IF(IERR.GE.0) GOTO 1165
0170      WRITE(LU,3006)IERR
0171      3006 FORMAT("CREATE FILE ERROR #* ",I4)
0172      STOP
0173      1165 CALL WRITF(IDC3,IERR,AA,6)
0174      IF(IERR.GE.0) GOTO 3310
0175      WRITE(LU,3107) IERR
0176      3107 FORMAT("WRITE FILE ERROR #: ",I4)
0177      3310 CALL CLOSE(IDC3)
0178      WRITE(6,3320)INBB,ICR
0179      3320 FORMAT(1X,"THE 'A' VECTOR IS STORED ON FILE NAMED " 3A2 " 114
0180      112 " ")
0181      999 STOP
0182      END
0183      ENDS

```

Appendix C. Computer Program for Classifying Samples.

```

&CLSEC T=00004 IS ON CR00023 USING 00020 BLKS R=0000

0001 FTN4.L
0002 CCCCCCCCCCCCCCCCCCCCCCCCCCCCCCCCCCCCCCCCCCCCCCCCCCCCCCCCCCCCC
0003 C THIS PROGRAM CLASSIFIES SAMPLES BASED ON THE C
0004 C MINIMUM SQUARED ERROR PSEUDINVERSE TECHNIQUE C
0005 CCCCCCCCCCCCCCCCCCCCCCCCCCCCCCCCCCCCCCCCCCCCCCCCCCCCCCCCCCCCC
0006 PROGRAM CLSEC(3.300)
0007 DIMENSION LUOT(5).IMAGE(1024).X(13).XQ(3).ISTG(2).INAM(9,6),
0008 1IDCB(144),IDCF(144),IFILE(3),IFIL(3),ATEN(6,2,13),W(6,3)
0009 2.XT(6),DATAA(50),ISPAC(4,6),IRES(900),MASK(3,3)
0010 DATA INAM/2HFO,2HRE,2HST,2HS,2HAN,2HD,2HFI,2HEL,2HDS
0011 1,2HFO,2HRE,2HST,2HS,2HAN,2HD,2HCI,2HTI,2HES
0012 2,2HCI,2HTI,2HES,2H A,2HND,2H F,2HIE,2HLD,2HS
0013 3,2HFO,2HRE,2HST,2HS,2HAN,2HD,2HWA,2HTE,2HR
0014 4,2HFI,2HEL,2HDS,2H A,2HND,2H W,2HAT,2HER,2H
0015 4,2HCI,2HTI,2HES,2H A,2HND,2H W,2HAT,2HER,2H /
0016 DATA ISTG/2HA,2HW /
0017 DATA MASK(1,1)/0/,MASK(1,2)/-1/,MASK(1,3)/0/
0018 DATA MASK(2,1)/-1/,MASK(2,2)/5/,MASK(2,3)/-1/
0019 DATA MASK(3,1)/0/,MASK(3,2)/-1/,MASK(3,3)/0/
0020 CALL RMPAR(LUOT)
0021 LU=LUOT(1)
0022 CALL ERLU(LU)
0023 ISPAC(1,1)=1 $ ISPAC(2,1)=0 $ ISPAC(3,1)=2 $ ISPAC(4,1)=0
0024 ISPAC(1,2)=2 $ ISPAC(2,2)=0 $ ISPAC(3,2)=2 $ ISPAC(4,2)=1
0025 ISPAC(1,3)=1 $ ISPAC(2,3)=0 $ ISPAC(3,3)=2 $ ISPAC(4,3)=0
0026 ISPAC(1,4)=1 $ ISPAC(2,4)=0 $ ISPAC(3,4)=2 $ ISPAC(4,4)=0
0027 ISPAC(1,5)=1 $ ISPAC(2,5)=0 $ ISPAC(3,5)=2 $ ISPAC(4,5)=0
0028 ISPAC(1,6)=1 $ ISPAC(2,6)=0 $ ISPAC(3,6)=2 $ ISPAC(4,6)=0
0029 DO 110 J=1,2
0030 DO 110 I=1,6
0031 WRITE(LU,1) ISTG(J),(INAM(K,I),K=1,9)
0032 1 FORMAT("ENTER THE FILE NAME CONTAINING THE ",A2,"MATRIX FOR ",9A2)
0033 21010 READ(LU,16) IFIL
0034 WRITE(LU,18)
0035 READ(LU,*)ICR
0036 CALL OPEN(IDCF,IERR,IFIL,0,0,ICR)
0037 IF(IERR.GE.0) GOTO 40
0038 WRITE(LU,2010) IERR
0039 STOP
0040 40 CALL READF(IDCF,IERR,DATAA)
0041 IF(IERR.GE.0) GOTO 60
0042 WRITE(LU,2020)IERR
0043 STOP
0044 60 IF(J.EQ.2) GOTO 66
0045 M=INT(DATAA(1))
0046 IMQ=2
0047 DO 33 IU=1,M
0048 DO 33 JU=1,13
0049 IMQ=IMQ+1
0050 33 ATEN(I,IU,JU)=DATAA(IMQ)
0051 GOTO 119
0052 66 DO 35 IU=1,3
0053 35 W(I,IU)=DATAA(IU)
0054 119 CALL CLOSE(IDCF)
0055 110 CONTINUE
0056 5 WRITE(LU,10)
0057 10 FORMAT("ENTER THE NUMBER OF IMAGE SAMPLES TO BE ANALYZED.LE.100")
0058 READ(LU,12)NDATA

```

```

0059      12 FORMAT(I3)
0060      WRITE(LU,14)
0061      14 FORMAT("ENTER THE NAME OF THE DATA SET")
0062      READ(LU,16)IFILE
0063      16 FORMAT(3A2)
      64      WRITE(LU,18)
0065      18 FORMAT("DISK LU NUMBER?")
0066      READ(LU,2101)IDLU
0067      2101 FORMAT(I2)
0068      20 FORMAT(1X,3A2)
0069      CALL OPEN(IDC B,IERR,IFILE,0,0,-IDLU)
0070      IF(IERR.GE.0)GO TO 22
0071      2000 WRITE(LU,2010)IERR
0072      2010 FORMAT("OPEN FILE ERROR",I5)
0073      GO TO 999
0074      22 ICONT=1
0075      WRITE(6,20)IFILE
0076      CALL LABIN(IDC B,6)
0077      13 J=1
0078      DO 24 I=1,8
0079      CALL READF(IDC B,IERR,IMAGE(J))
0080      24 J=J+128
0081      IF(IERR.GE.0)GO TO 26
0082      3000 ICONT=NDATA
0083      WRITE(LU,2020)IERR
0084      2020 FORMAT("READ FILE ERROR",I5)
0085      GO TO 999
0086      26 NGRAY=16
0087      CALL LOPER(IMAGE,MASK,IRES,32)
0088      CALL ISCAL(IRES,IRES,900,0,15)
      789      DO 300 I=1,6
0090      IDX1=ISPAC(1,I)
0091      IDY1=ISPAC(2,I)
0092      IDX2=ISPAC(3,I)
0093      IDY2=ISPAC(4,I)
0094      CALL SGLDT(IRES,X(1),X(2),X(3),X(4),X(5),X(6),X(7),X(8),X(9),
0095      1X(10),X(11),X(12),X(13),NGRAY,IDX1,IDY1,IDX2,IDY2)
0096      34 Y1=0
0097      Y2=0
0098      DO 36 J=1,13
0099      Y1=Y1+ATEN(I,1,J)*X(J)
0100      Y2=Y2+ATEN(I,2,J)*X(J)
0101      36 CONTINUE
0102      XQ(1)=1
0103      XQ(2)=Y1
0104      XQ(3)=Y2
0105      XT(I)=0
0106      DO 38 J=1,3
0107      38 XT(I)=XT(I)+W(I,J)*XQ(J)
0108      300 CONTINUE
0109      KONT1=0
0110      KONT2=0
0111      KONT3=0
0112      KONT4=0
0113      IF(XT(1).GT.0.0)KONT1=KONT1+1
      114      IF(XT(1).LT.0.0)KONT2=KONT2+1
      115      IF(XT(2).GT.0.0)KONT1=KONT1+1
0116      IF(XT(2).LT.0.0)KONT3=KONT3+1
0117      IF(XT(3).GT.0.0)KONT3=KONT3+1
0118      IF(XT(3).LT.0.0)KONT2=KONT2+1

```

```

0119      IF(XT(4).GT.0.0)KONT1=KONT1+1
0120      IF(XT(4).LT.0.0)KONT4=KONT4+1
0121      IF(XT(5).GT.0.0)KONT2=KONT2+1
0122      IF(XT(5).LT.0.0)KONT4=KONT4+1
0123      IF(XT(6).GT.0.0)KONT3=KONT3+1
    124      IF(XT(6).LT.0.0)KONT4=KONT4+1
0125      IF(KONT1.GT.KONT2.AND.KONT1.GT.KONT3.AND.KONT1.GT.KONT4)GO TO 72
0126      IF(KONT2.GT.KONT1.AND.KONT2.GT.KONT3.AND.KONT2.GT.KONT4)GO TO 74
0127      IF(KONT3.GT.KONT1.AND.KONT3.GT.KONT2.AND.KONT3.GT.KONT4)GO TO 76
0128      IF(KONT4.GT.KONT1.AND.KONT4.GT.KONT2.AND.KONT4.GT.KONT3)GO TO 78
0129      WRITE(6,302)
0130      302 FORMAT(1X,"UNDETERMINED")
0131      GO TO 90
0132      72 WRITE(6,80)
0133      80 FORMAT(1X,"FOREST")
0134      GO TO 90
0135      74 WRITE(6,82)
0136      82 FORMAT(1X,"FIELDS")
0137      GO TO 90
0138      76 WRITE(6,84)
0139      84 FORMAT(1X,"CITY")
0140      GO TO 90
0141      78 WRITE(6,86)
0142      86 FORMAT(1X,"WATER")
0143      90 IF(ICONT-NDATA)92,94,94
0144      92 ICONT=ICONT+1
0145      GO TO 13
0146      94 CALL CLOSE(IDC8)
0147      WRITE(LU,995)
0148      995 FORMAT("DO YOU WANT TO GO THROUGH AGAIN?")
    149      READ(LU,994)IAS
0150      994 FORMAT(A2)
0151      IF(IAS.EQ.2HYES) GOTO 5
0152      999 STOP
0153      END
0154      END$
0155

```


END

FILMED

12-85

DTIC